



Full wwPDB EM Validation Report ⓘ

Dec 11, 2022 – 09:11 pm GMT

PDB ID : 6SV4
EMDB ID : EMD-10315
Title : The cryo-EM structure of SDD1-stalled collided trisome.
Authors : Tesina, P.; Buschauer, R.; Cheng, J.; Becker, T.; Beckmann, R.
Deposited on : 2019-09-17
Resolution : 3.30 Å (reported)

This is a Full wwPDB EM Validation Report for a publicly released PDB entry.

We welcome your comments at validation@mail.wwpdb.org

A user guide is available at

<https://www.wwpdb.org/validation/2017/EMValidationReportHelp>

with specific help available everywhere you see the ⓘ symbol.

The types of validation reports are described at

<http://www.wwpdb.org/validation/2017/FAQs#types>.

The following versions of software and data (see [references ⓘ](#)) were used in the production of this report:

EMDB validation analysis : 0.0.1.dev43
MolProbity : 4.02b-467
Percentile statistics : 20191225.v01 (using entries in the PDB archive December 25th 2019)
MapQ : 1.9.9
Ideal geometry (proteins) : Engh & Huber (2001)
Ideal geometry (DNA, RNA) : Parkinson et al. (1996)
Validation Pipeline (wwPDB-VP) : 2.31.3

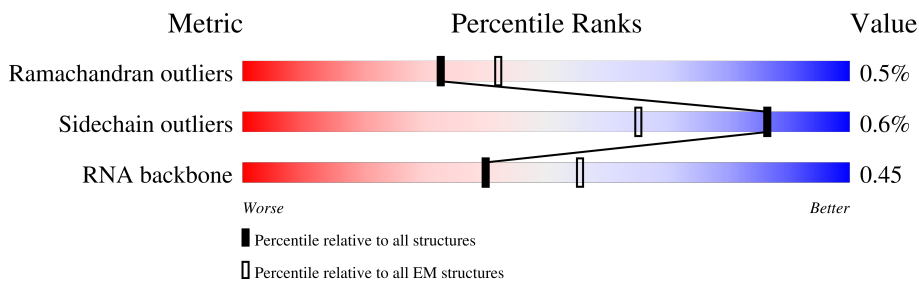
1 Overall quality at a glance i

The following experimental techniques were used to determine the structure:

ELECTRON MICROSCOPY

The reported resolution of this entry is 3.30 Å.

Percentile scores (ranging between 0-100) for global validation metrics of the entry are shown in the following graphic. The table shows the number of entries on which the scores are based.




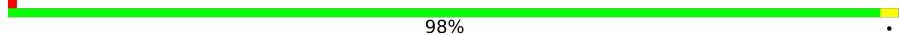
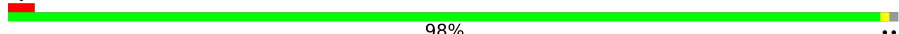
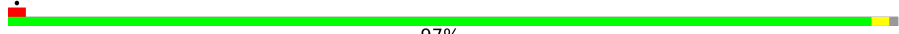





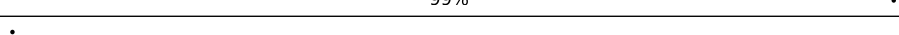
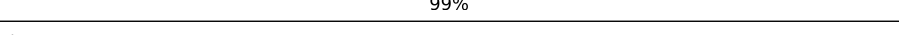
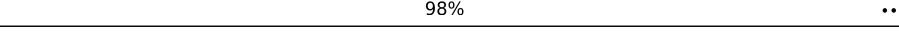

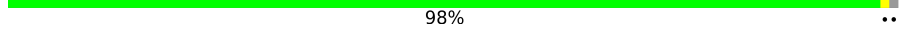










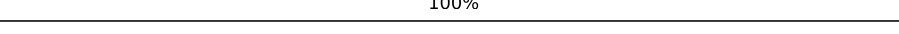
Metric	Whole archive (#Entries)	EM structures (#Entries)
Ramachandran outliers	154571	4023
Sidechain outliers	154315	3826
RNA backbone	4643	859

The table below summarises the geometric issues observed across the polymeric chains and their fit to the map. The red, orange, yellow and green segments of the bar indicate the fraction of residues that contain outliers for ≥ 3 , 2, 1 and 0 types of geometric quality criteria respectively. A grey segment represents the fraction of residues that are not modelled. The numeric value for each fraction is indicated below the corresponding segment, with a dot representing fractions $\leq 5\%$. The upper red bar (where present) indicates the fraction of residues that have poor fit to the EM map (all-atom inclusion $< 40\%$). The numeric value is given above the bar.

Mol	Chain	Length	Quality of chain
1	BQ	3396	
1	YQ	3396	
1	ZQ	3396	
2	BR	121	
2	YR	121	
2	ZR	121	
3	BS	157	
3	YS	157	

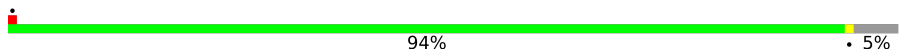
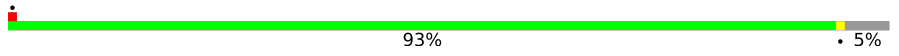
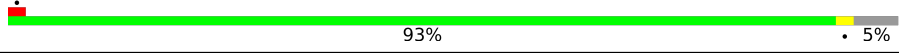
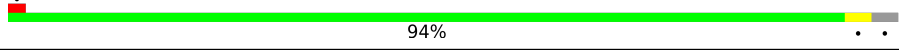
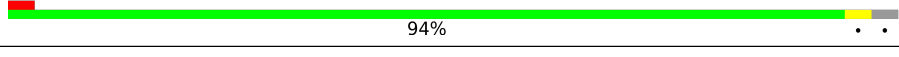
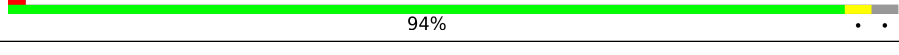
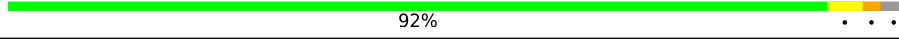
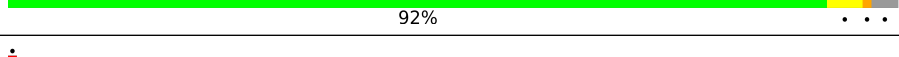
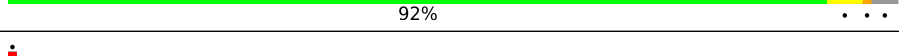
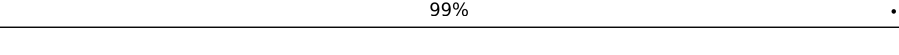
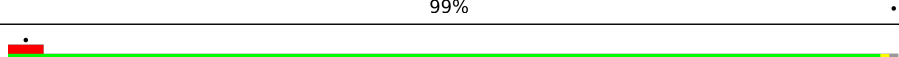
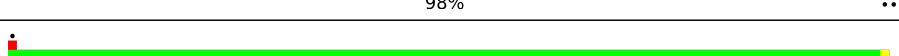
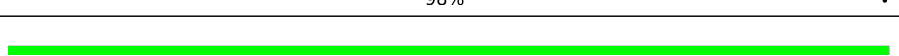

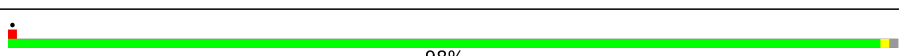
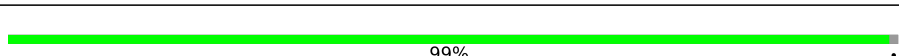
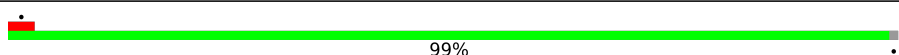




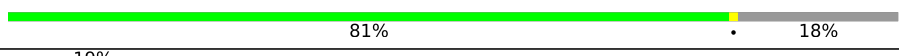



Continued on next page...

Continued from previous page...

Mol	Chain	Length	Quality of chain
3	ZS	157	 67% 30%
4	AW	254	 98%
4	XW	254	 98%
4	zW	254	 97%
5	BA	387	 99%
5	YA	387	 99%
5	ZA	387	 98%
6	BE	362	 99%
6	YE	362	 99%
6	ZE	362	 99%
7	BI	297	 98%
7	YI	297	 98%
7	ZI	297	 98%
8	BM	176	 88% 11%
8	YM	176	 89% 11%
8	ZM	176	 5% 89% 11%
9	BO	244	 91% 9%
9	YO	244	 90% 9%
9	ZO	244	 91% 9%
10	AA	256	 90% 10%
10	XA	256	 90% 10%
10	zA	256	 90% 10%
11	AD	190	 100%
11	XD	190	 100%
11	zD	190	 99%




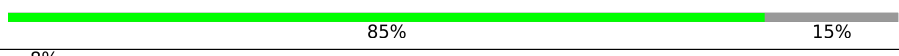
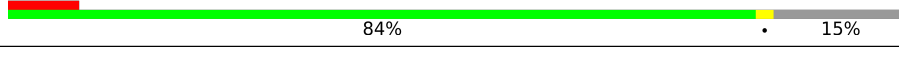
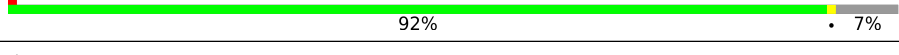
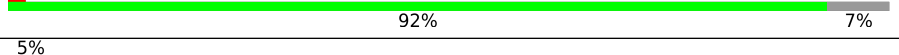
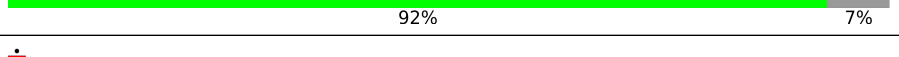
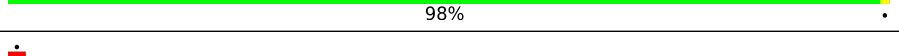
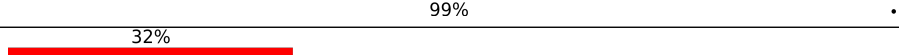
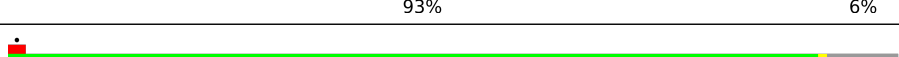
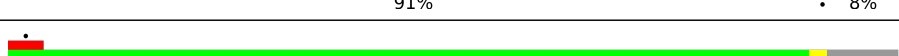
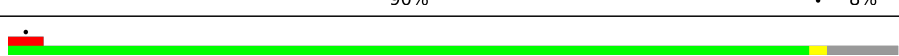

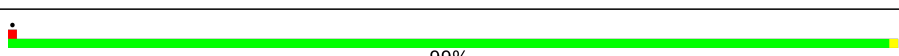
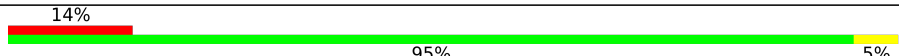
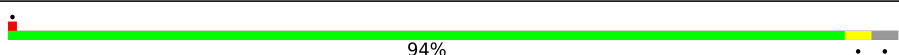
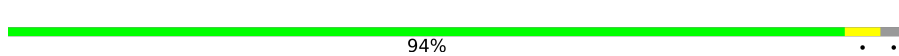
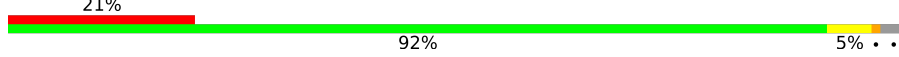
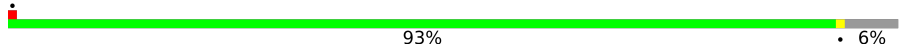
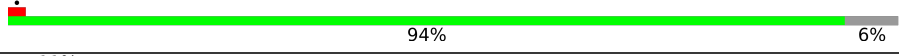
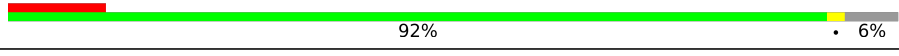
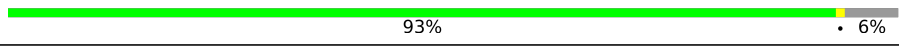
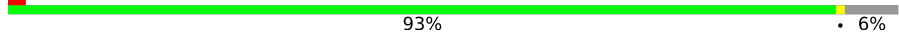

Continued on next page...

Continued from previous page...

Mol	Chain	Length	Quality of chain
12	BD	221	 94% . 5%
12	YD	221	 93% . 5%
12	ZD	221	 93% . 5%
13	AG	174	 94% . .
13	XG	174	 94% . .
13	zG	174	 94% . .
14	AJ	199	 92% . . .
14	XJ	199	 92% . . .
14	zJ	199	 92% . . .
15	AM	138	 99% .
15	XM	138	 99% .
15	zM	138	 98% . .
16	AQ	204	 98% .
16	XQ	204	 99%
16	zQ	204	 98% .
17	AU	199	 98% . .
17	XU	199	 99% .
17	zU	199	 99% .
18	2	1800	 64% 31% . .
18	2b	1800	 66% 30% . .
18	2c	1800	 52% 39% 7% .
19	P	252	 81% . 18%
19	Pb	252	 81% . 18%
19	Pc	252	 19% 79% . 18%
20	Q	255	 84% 15%

Continued on next page...

Continued from previous page...

Mol	Chain	Length	Quality of chain
20	Qb	255	 84% 15%
20	Qc	255	 84% 15%
21	R	254	 83% 15%
21	Rb	254	 85% 15%
21	Rc	254	 84% 15%
22	A	240	 92% 7%
22	Ab	240	 92% 7%
22	Ac	240	 92% 7%
23	S	261	 98%
23	Sb	261	 99%
23	Sc	261	 93% 6%
24	B	225	 91% 8%
24	Bb	225	 90% 8%
24	Bc	225	 90% 8%
25	T	218	 98%
25	Tb	218	 99%
25	Tc	218	 95% 5%
26	U	190	 94%
26	Ub	190	 94%
26	Uc	190	 92% 5%
27	V	200	 93% 6%
27	Vb	200	 94% 6%
27	Vc	200	 92% 6%
28	W	197	 93% 6%
28	Wb	197	 93% 6%

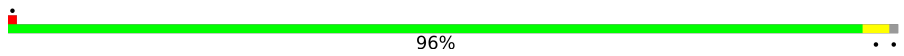
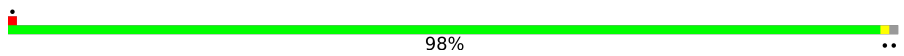
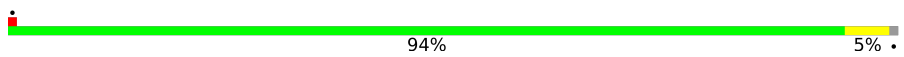
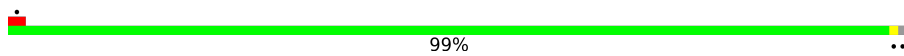
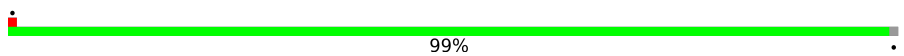
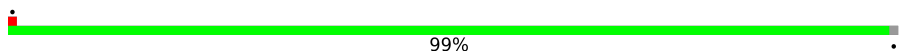




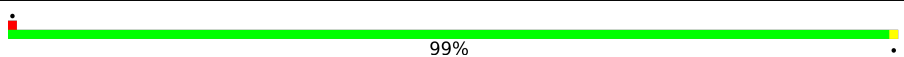
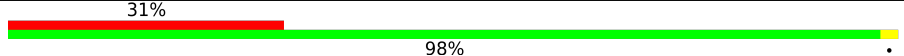
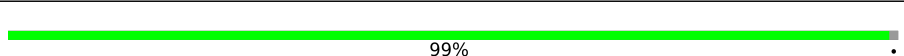
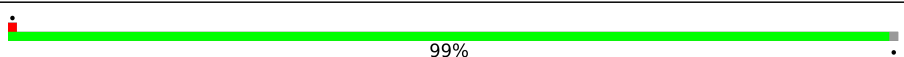
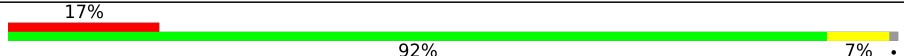
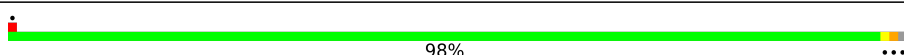
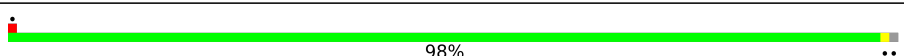
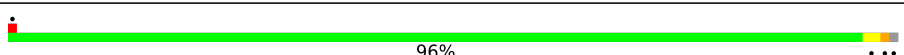
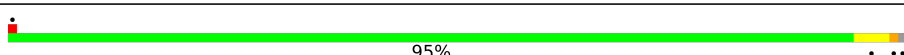
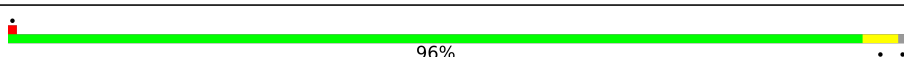
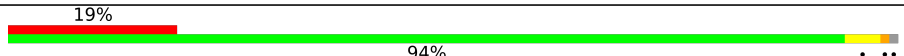



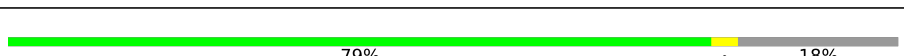
Continued on next page...

Continued from previous page...

Mol	Chain	Length	Quality of chain
28	Wc	197	22% 90% 6%
29	C	92	99%
29	Cb	92	99%
29	Cc	92	98%
30	X	156	92% 6%
30	Xb	156	92% 6%
30	Xc	156	18% 90% 6%
31	D	143	9% 83% 13%
31	Db	143	14% 83% 13%
31	Dc	143	11% 82% 13%
32	Y	151	97%
32	Yb	151	99%
32	Yc	151	97%
33	Z	137	93% 7%
33	Zb	137	93% 7%
33	Zc	137	92% 7%
34	E	142	80% 16%
34	Eb	142	80% 16%
34	Ec	142	79% 16%
35	F	143	97%
35	Fb	143	97%
35	Fc	143	97%
36	G	136	6% 91% 8%
36	Gb	136	6% 90% 8%
36	Gc	136	12% 90% 8%



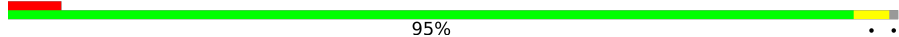
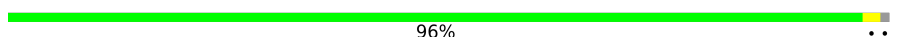

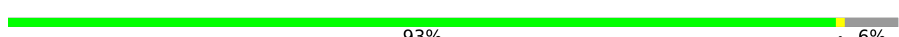




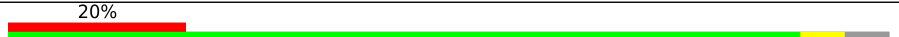



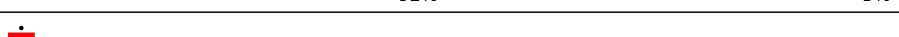



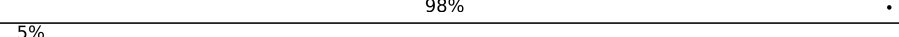
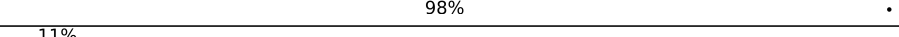
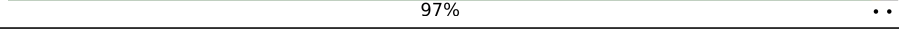

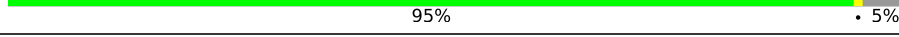
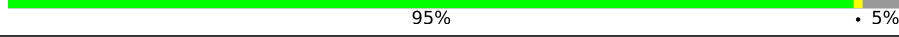
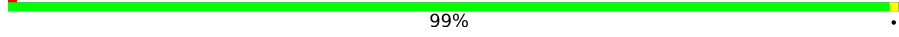
Continued on next page...

Continued from previous page...

Mol	Chain	Length	Quality of chain
37	H	146	 96%
37	Hb	146	 98%
37	Hc	146	 94% 5%
38	I	144	 99%
38	Ib	144	 99%
38	Ic	144	 99%
39	J	121	 81% 17%
39	Jb	121	 80% 17%
39	Jc	121	 79% 17%
40	a	87	 100%
40	ab	87	 99%
40	ac	87	 31% 98%
41	b	130	 99%
41	bb	130	 99%
41	bc	130	 17% 92% 7%
42	c	145	 98%
42	cb	145	 98%
42	cc	145	 96%
43	d	135	 95%
43	db	135	 96%
43	dc	135	 19% 94%
44	K	108	 63% 36%
44	Kb	108	 63% 36%
44	Kc	108	 62% 36%
45	e	119	 79% 18%

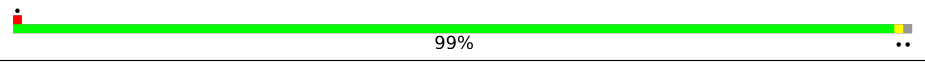
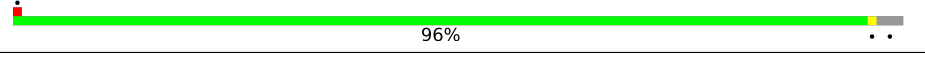
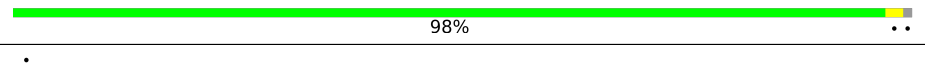
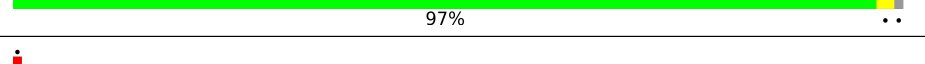
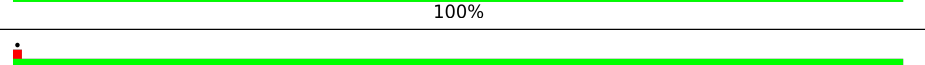

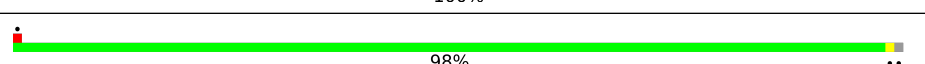
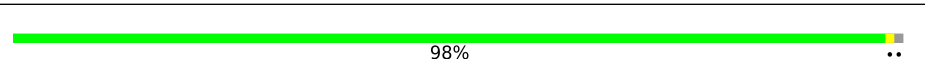
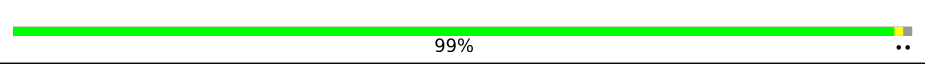

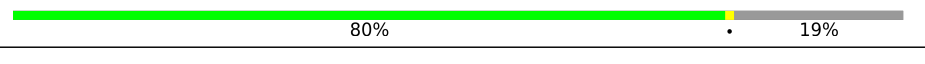
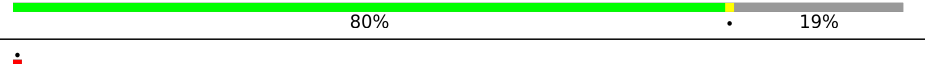

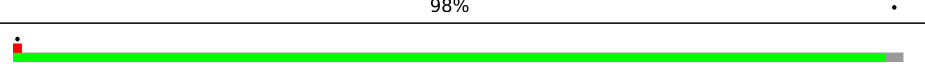
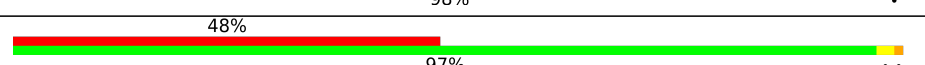
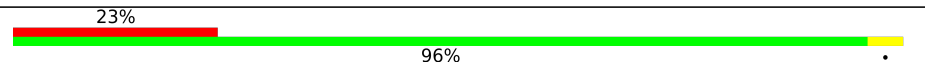
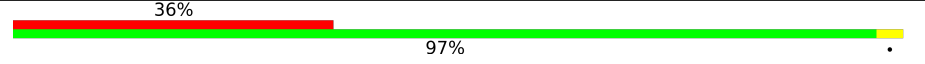



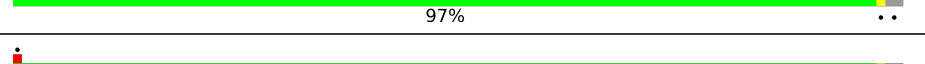
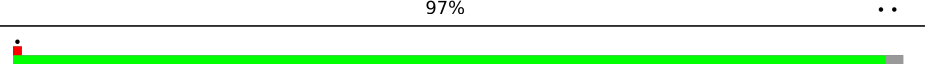
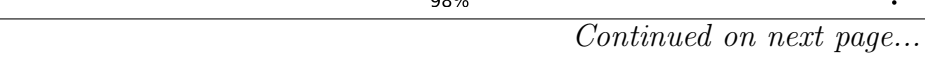


Continued on next page...

Continued from previous page...

Mol	Chain	Length	Quality of chain
45	eb	119	 81% 18%
45	ec	119	 79% 18%
46	f	82	 95%
46	fb	82	 96%
46	fc	82	 94% 5%
47	L	67	 93% 6%
47	Lb	67	 93% 6%
47	Lc	67	 94% 6%
48	M	56	 88% 7% 5%
48	Mb	56	 86% 7% 5%
48	Mc	56	 89% 5% 5%
49	g	63	 94% 5%
49	gb	63	 94% 5%
49	gc	63	 92% 5%
50	N	152	 46% 52%
50	Nb	152	 47% 52%
50	Nc	152	 46% 52%
51	O	319	 98%
51	Ob	319	 98%
51	Oc	319	 97%
52	AX	184	 94% 5%
52	XX	184	 95% 5%
52	zX	184	 95% 5%
53	BB	186	 99%
53	YB	186	 99%

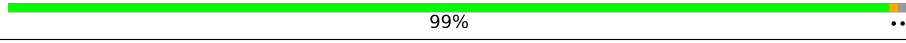
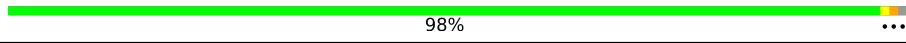
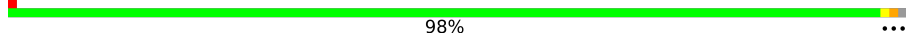
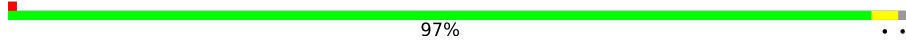
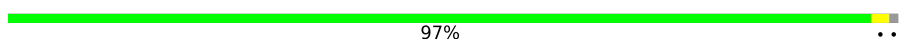
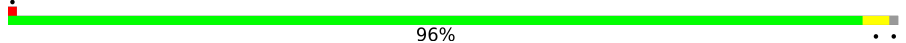

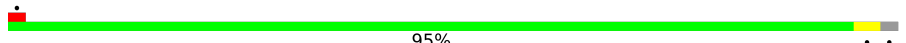
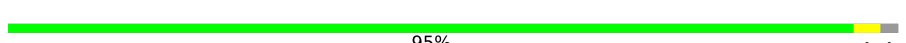
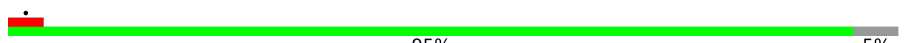
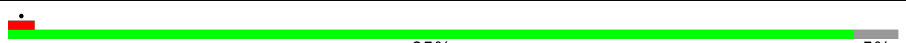
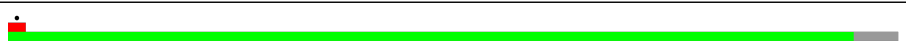




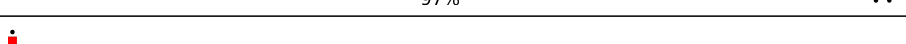
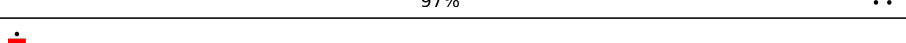
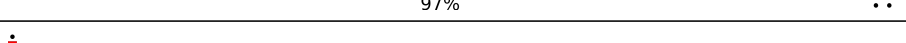
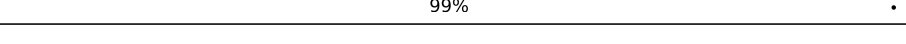
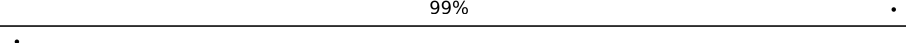
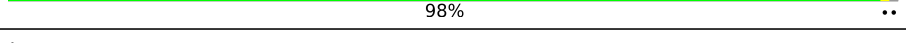



Continued on next page...

Continued from previous page...

Mol	Chain	Length	Quality of chain
53	ZB	186	 99%
54	BF	189	 96%
54	YF	189	 98%
54	ZF	189	 97%
55	BH	172	 100%
55	YH	172	 100%
55	ZH	172	 100%
56	BJ	160	 98%
56	YJ	160	 98%
56	ZJ	160	 99%
57	BL	121	 80% 19%
57	YL	121	 80% 19%
57	ZL	121	 80% 19%
58	AB	137	 96%
58	XB	137	 98%
58	zB	137	 98%
59	AE	135	 48% 97%
59	XE	135	 23% 96%
59	zE	135	 36% 97%
60	AH	142	 84% 15%
60	XH	142	 84% 15%
60	zH	142	 85% 15%
61	AK	127	 97%
61	XK	127	 97%
61	zK	127	 98%

Continued on next page...

Continued from previous page...

Mol	Chain	Length	Quality of chain
62	AN	136	 99% ..
62	XN	136	 98% ...
62	zN	136	 98% ...
63	AR	149	 97% ..
63	XR	149	 97% ..
63	zR	149	 96% ..
64	AV	59	 93% 5% .
64	XV	59	 95% ..
64	zV	59	 95% ..
65	AY	105	 95% 5%
65	XY	105	 95% 5%
65	zY	105	 95% 5%
66	BC	113	 96% ..
66	YC	113	 96% .
66	ZC	113	 96% ..
67	BG	130	 97% ..
67	YG	130	 97% ..
67	ZG	130	 97% ..
68	BK	107	 99% .
68	YK	107	 99% .
68	ZK	107	 98% ..
69	BN	121	 92% 7%
69	YN	121	 91% 7%
69	ZN	121	 93% 7%
70	BP	120	 99% .

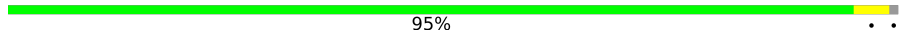



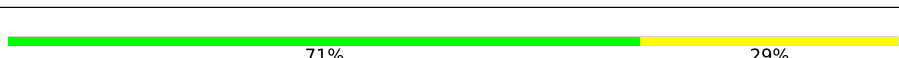
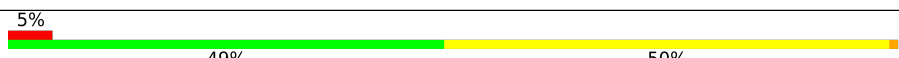
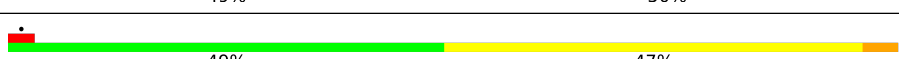
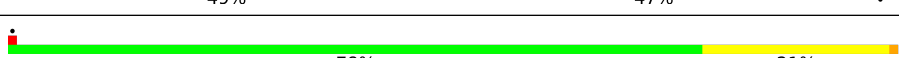
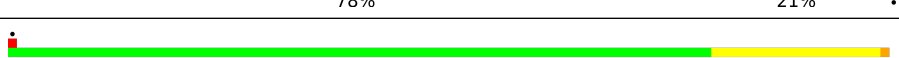
Continued on next page...

Continued from previous page...

Mol	Chain	Length	Quality of chain
70	YP	120	99%
70	ZP	120	98%
71	AC	100	98%
71	XC	100	98%
71	zC	100	98%
72	AF	88	91% 7%
72	XF	88	90% 7%
72	zF	88	91% 7%
73	AI	78	97%
73	XI	78	96%
73	zI	78	97%
74	AL	51	98%
74	XL	51	96%
74	zL	51	98%
75	AO	128	40% 59%
75	XO	128	41% 59%
75	zO	128	40% 59%
76	AS	25	100%
76	XS	25	28% 96%
76	zS	25	16% 100%
77	AP	106	98%
77	XP	106	99%
77	zP	106	98%
78	AT	92	97%
78	XT	92	93% 5%

Continued on next page...

Continued from previous page...

Mol	Chain	Length	Quality of chain
78	zT	92	 95%
79	BU	312	 15% 44% 56%
79	YU	312	 16% 44% 56%
79	ZU	312	 13% 44% 56%
80	n	76	 71% 29%
81	nb	76	 5% 49% 50%
81	nc	76	 49% 47%
82	mb	77	 78% 21%
82	mc	77	 79% 19%

2 Entry composition [i](#)

There are 82 unique types of molecules in this entry. The entry contains 605489 atoms, of which 0 are hydrogens and 0 are deuteriums.

In the tables below, the AltConf column contains the number of residues with at least one atom in alternate conformation and the Trace column contains the number of residues modelled with at most 2 atoms.

- Molecule 1 is a RNA chain called 25S rRNA.

Mol	Chain	Residues	Atoms					AltConf	Trace
			Total	C	N	O	P		
1	BQ	3127	66891	29878	12066	21820	3127	0	0
1	YQ	3127	66891	29878	12066	21820	3127	0	0
1	ZQ	3127	66891	29878	12066	21820	3127	0	0

- Molecule 2 is a RNA chain called 5S rRNA.

Mol	Chain	Residues	Atoms					AltConf	Trace
			Total	C	N	O	P		
2	BR	121	2579	1152	461	845	121	0	0
2	YR	121	2579	1152	461	845	121	0	0
2	ZR	121	2579	1152	461	845	121	0	0

- Molecule 3 is a RNA chain called 5.8S rRNA.

Mol	Chain	Residues	Atoms					AltConf	Trace
			Total	C	N	O	P		
3	BS	157	3333	1491	584	1101	157	0	0
3	YS	157	3333	1491	584	1101	157	0	0
3	ZS	157	3333	1491	584	1101	157	0	0

- Molecule 4 is a protein called 60S ribosomal protein L2-A.

Mol	Chain	Residues	Atoms					AltConf	Trace
			Total	C	N	O	S		
4	AW	252	1912	1190	388	333	1	0	0
4	XW	252	1912	1190	388	333	1	0	0

Continued on next page...

Continued from previous page...

Mol	Chain	Residues	Atoms					AltConf	Trace
			Total	C	N	O	S		
4	zW	252	Total	C	N	O	S	0	0
			1912	1190	388	333	1		

- Molecule 5 is a protein called 60S ribosomal protein L3.

Mol	Chain	Residues	Atoms					AltConf	Trace
			Total	C	N	O	S		
5	BA	386	Total	C	N	O	S	0	0
			3075	1950	584	533	8		
5	YA	386	Total	C	N	O	S	0	0
			3075	1950	584	533	8		
5	ZA	386	Total	C	N	O	S	0	0
			3075	1950	584	533	8		

- Molecule 6 is a protein called 60S ribosomal protein L4-A.

Mol	Chain	Residues	Atoms					AltConf	Trace
			Total	C	N	O	S		
6	BE	361	Total	C	N	O	S	0	0
			2748	1729	522	494	3		
6	YE	361	Total	C	N	O	S	0	0
			2748	1729	522	494	3		
6	ZE	361	Total	C	N	O	S	0	0
			2748	1729	522	494	3		

- Molecule 7 is a protein called 60S ribosomal protein L5.

Mol	Chain	Residues	Atoms					AltConf	Trace
			Total	C	N	O	S		
7	BI	294	Total	C	N	O	S	0	0
			2359	1489	412	456	2		
7	YI	294	Total	C	N	O	S	0	0
			2359	1489	412	456	2		
7	ZI	294	Total	C	N	O	S	0	0
			2359	1489	412	456	2		

- Molecule 8 is a protein called 60S ribosomal protein L6-A.

Mol	Chain	Residues	Atoms					AltConf	Trace
			Total	C	N	O	S		
8	BM	157	Total	C	N	O	S	0	0
			1248	806	224	217	1		
8	YM	157	Total	C	N	O	S	0	0
			1248	806	224	217	1		
8	ZM	157	Total	C	N	O	S	0	0
			1248	806	224	217	1		

- Molecule 9 is a protein called 60S ribosomal protein L7-A.

Mol	Chain	Residues	Atoms					AltConf	Trace
9	BO	223	Total	C	N	O	S	0	0
			1791	1155	325	310	1		
9	YO	223	Total	C	N	O	S	0	0
			1791	1155	325	310	1		
9	ZO	223	Total	C	N	O	S	0	0
			1791	1155	325	310	1		

- Molecule 10 is a protein called 60S ribosomal protein L8-A.

Mol	Chain	Residues	Atoms					AltConf	Trace
10	AA	231	Total	C	N	O	S	0	0
			1763	1130	316	314	3		
10	XA	231	Total	C	N	O	S	0	0
			1763	1130	316	314	3		
10	zA	231	Total	C	N	O	S	0	0
			1763	1130	316	314	3		

- Molecule 11 is a protein called 60S ribosomal protein L9-A.

Mol	Chain	Residues	Atoms					AltConf	Trace
11	AD	190	Total	C	N	O	S	0	0
			1510	957	273	276	4		
11	XD	190	Total	C	N	O	S	0	0
			1510	957	273	276	4		
11	zD	190	Total	C	N	O	S	0	0
			1510	957	273	276	4		

- Molecule 12 is a protein called 60S ribosomal protein L10.

Mol	Chain	Residues	Atoms					AltConf	Trace
12	BD	209	Total	C	N	O	S	0	0
			1696	1077	321	293	5		
12	YD	209	Total	C	N	O	S	0	0
			1696	1077	321	293	5		
12	ZD	209	Total	C	N	O	S	0	0
			1696	1077	321	293	5		

- Molecule 13 is a protein called 60S ribosomal protein L11-A.

Mol	Chain	Residues	Atoms					AltConf	Trace
13	AG	169	Total	C	N	O	S	0	0
			1353	847	253	249	4		
13	XG	169	Total	C	N	O	S	0	0
			1353	847	253	249	4		
13	zG	169	Total	C	N	O	S	0	0
			1353	847	253	249	4		

- Molecule 14 is a protein called 60S ribosomal protein L13-A.

Mol	Chain	Residues	Atoms				AltConf	Trace
14	AJ	194	Total	C	N	O	0	0
			1548	965	316	267		
14	XJ	194	Total	C	N	O	0	0
			1548	965	316	267		
14	zJ	194	Total	C	N	O	0	0
			1548	965	316	267		

- Molecule 15 is a protein called 60S ribosomal protein L14-A.

Mol	Chain	Residues	Atoms					AltConf	Trace
15	AM	137	Total	C	N	O	S	0	0
			1059	678	200	179	2		
15	XM	137	Total	C	N	O	S	0	0
			1059	678	200	179	2		
15	zM	137	Total	C	N	O	S	0	0
			1059	678	200	179	2		

- Molecule 16 is a protein called 60S ribosomal protein L15-A.

Mol	Chain	Residues	Atoms					AltConf	Trace
16	AQ	203	Total	C	N	O	S	0	0
			1720	1077	361	281	1		
16	XQ	203	Total	C	N	O	S	0	0
			1720	1077	361	281	1		
16	zQ	203	Total	C	N	O	S	0	0
			1720	1077	361	281	1		

- Molecule 17 is a protein called 60S ribosomal protein L16-A.

Mol	Chain	Residues	Atoms					AltConf	Trace
17	AU	197	Total	C	N	O	S	0	0
			1555	1003	289	262	1		

Continued on next page...

Continued from previous page...

Mol	Chain	Residues	Atoms					AltConf	Trace
17	XU	197	Total	C	N	O	S	0	0
			1555	1003	289	262	1		
17	zU	197	Total	C	N	O	S	0	0
			1555	1003	289	262	1		

- Molecule 18 is a RNA chain called 18S rRNA.

Mol	Chain	Residues	Atoms					AltConf	Trace
18	2	1758	Total	C	N	O	P	0	0
			37455	16745	6624	12328	1758		
18	2b	1758	Total	C	N	O	P	0	0
			37455	16745	6624	12328	1758		
18	2c	1758	Total	C	N	O	P	0	0
			37455	16745	6624	12328	1758		

- Molecule 19 is a protein called 40S ribosomal protein S0-A.

Mol	Chain	Residues	Atoms					AltConf	Trace
19	P	206	Total	C	N	O	S	0	0
			1583	1017	281	283	2		
19	Pb	206	Total	C	N	O	S	0	0
			1583	1017	281	283	2		
19	Pc	206	Total	C	N	O	S	0	0
			1583	1017	281	283	2		

- Molecule 20 is a protein called 40S ribosomal protein S1-A.

Mol	Chain	Residues	Atoms					AltConf	Trace
20	Q	216	Total	C	N	O	S	0	0
			1722	1091	312	315	4		
20	Qb	216	Total	C	N	O	S	0	0
			1722	1091	312	315	4		
20	Qc	216	Total	C	N	O	S	0	0
			1722	1091	312	315	4		

- Molecule 21 is a protein called 40S ribosomal protein S2.

Mol	Chain	Residues	Atoms					AltConf	Trace
21	R	217	Total	C	N	O	S	0	0
			1635	1047	289	297	2		
21	Rb	217	Total	C	N	O	S	0	0
			1635	1047	289	297	2		

Continued on next page...

Continued from previous page...

Mol	Chain	Residues	Atoms					AltConf	Trace
			Total	C	N	O	S		
21	Rc	217	1635	1047	289	297	2	0	0

- Molecule 22 is a protein called 40S ribosomal protein S3.

Mol	Chain	Residues	Atoms					AltConf	Trace
			Total	C	N	O	S		
22	A	223	1734	1101	313	314	6	0	0
22	Ab	223	1734	1101	313	314	6	0	0
22	Ac	223	1734	1101	313	314	6	0	0

- Molecule 23 is a protein called 40S ribosomal protein S4-A.

Mol	Chain	Residues	Atoms					AltConf	Trace
			Total	C	N	O	S		
23	S	260	2068	1316	389	360	3	0	0
23	Sb	260	2068	1316	389	360	3	0	0
23	Sc	260	2068	1316	389	360	3	0	0

- Molecule 24 is a protein called Rps5p.

Mol	Chain	Residues	Atoms					AltConf	Trace
			Total	C	N	O	S		
24	B	206	1609	1007	300	299	3	0	0
24	Bb	206	1609	1007	300	299	3	0	0
24	Bc	206	1609	1007	300	299	3	0	0

- Molecule 25 is a protein called 40S ribosomal protein S6-A.

Mol	Chain	Residues	Atoms					AltConf	Trace
			Total	C	N	O	S		
25	T	218	1755	1102	337	313	3	0	0
25	Tb	218	1755	1102	337	313	3	0	0
25	Tc	218	1755	1102	337	313	3	0	0

- Molecule 26 is a protein called 40S ribosomal protein S7-A.

Mol	Chain	Residues	Atoms				AltConf	Trace
26	U	185	Total	C	N	O	0	0
			1486	954	266	266		
26	Ub	185	Total	C	N	O	0	0
			1486	954	266	266		
26	Uc	185	Total	C	N	O	0	0
			1486	954	266	266		

- Molecule 27 is a protein called 40S ribosomal protein S8-A.

Mol	Chain	Residues	Atoms					AltConf	Trace
27	V	188	Total	C	N	O	S	0	0
			1489	925	298	264	2		
27	Vb	188	Total	C	N	O	S	0	0
			1489	925	298	264	2		
27	Vc	188	Total	C	N	O	S	0	0
			1489	925	298	264	2		

- Molecule 28 is a protein called 40S ribosomal protein S9-A.

Mol	Chain	Residues	Atoms					AltConf	Trace
28	W	185	Total	C	N	O	S	0	0
			1494	943	289	261	1		
28	Wb	185	Total	C	N	O	S	0	0
			1494	943	289	261	1		
28	Wc	185	Total	C	N	O	S	0	0
			1494	943	289	261	1		

- Molecule 29 is a protein called 40S ribosomal protein S10-A.

Mol	Chain	Residues	Atoms					AltConf	Trace
29	C	92	Total	C	N	O	S	0	0
			741	478	121	140	2		
29	Cb	92	Total	C	N	O	S	0	0
			741	478	121	140	2		
29	Cc	92	Total	C	N	O	S	0	0
			741	478	121	140	2		

- Molecule 30 is a protein called 40S ribosomal protein S11-A.

Mol	Chain	Residues	Atoms					AltConf	Trace
30	X	146	Total	C	N	O	S	0	0
			1168	747	221	197	3		
30	Xb	146	Total	C	N	O	S	0	0
			1168	747	221	197	3		
30	Xc	146	Total	C	N	O	S	0	0
			1168	747	221	197	3		

- Molecule 31 is a protein called 40S ribosomal protein S12.

Mol	Chain	Residues	Atoms					AltConf	Trace
31	D	124	Total	C	N	O	S	0	0
			890	560	156	172	2		
31	Db	124	Total	C	N	O	S	0	0
			890	560	156	172	2		
31	Dc	124	Total	C	N	O	S	0	0
			890	560	156	172	2		

- Molecule 32 is a protein called 40S ribosomal protein S13.

Mol	Chain	Residues	Atoms					AltConf	Trace
32	Y	150	Total	C	N	O	S	0	0
			1192	759	224	207	2		
32	Yb	150	Total	C	N	O	S	0	0
			1192	759	224	207	2		
32	Yc	150	Total	C	N	O	S	0	0
			1192	759	224	207	2		

- Molecule 33 is a protein called 40S ribosomal protein S14-A.

Mol	Chain	Residues	Atoms					AltConf	Trace
33	Z	128	Total	C	N	O	S	0	0
			949	582	188	176	3		
33	Zb	128	Total	C	N	O	S	0	0
			949	582	188	176	3		
33	Zc	128	Total	C	N	O	S	0	0
			949	582	188	176	3		

- Molecule 34 is a protein called 40S ribosomal protein S15.

Mol	Chain	Residues	Atoms					AltConf	Trace
34	E	119	Total	C	N	O	S	0	0
			939	595	176	161	7		

Continued on next page...

Continued from previous page...

Mol	Chain	Residues	Atoms					AltConf	Trace
34	Eb	119	Total	C	N	O	S	0	0
			939	595	176	161	7		
34	Ec	119	Total	C	N	O	S	0	0
			939	595	176	161	7		

- Molecule 35 is a protein called 40S ribosomal protein S16-A.

Mol	Chain	Residues	Atoms					AltConf	Trace
35	F	141	Total	C	N	O		0	0
			1105	708	203	194			
35	Fb	141	Total	C	N	O		0	0
			1105	708	203	194			
35	Fc	141	Total	C	N	O		0	0
			1105	708	203	194			

- Molecule 36 is a protein called 40S ribosomal protein S17-B.

Mol	Chain	Residues	Atoms					AltConf	Trace
36	G	125	Total	C	N	O	S	0	0
			1000	625	188	185	2		
36	Gb	125	Total	C	N	O	S	0	0
			1000	625	188	185	2		
36	Gc	125	Total	C	N	O	S	0	0
			1000	625	188	185	2		

- Molecule 37 is a protein called 40S ribosomal protein S18-A.

Mol	Chain	Residues	Atoms					AltConf	Trace
37	H	145	Total	C	N	O	S	0	0
			1192	743	237	210	2		
37	Hb	145	Total	C	N	O	S	0	0
			1192	743	237	210	2		
37	Hc	145	Total	C	N	O	S	0	0
			1192	743	237	210	2		

- Molecule 38 is a protein called 40S ribosomal protein S19-A.

Mol	Chain	Residues	Atoms					AltConf	Trace
38	I	143	Total	C	N	O	S	0	0
			1112	694	208	208	2		
38	Ib	143	Total	C	N	O	S	0	0
			1112	694	208	208	2		

Continued on next page...

Continued from previous page...

Mol	Chain	Residues	Atoms					AltConf	Trace
			Total	C	N	O	S		
38	Ic	143	1112	694	208	208	2	0	0

- Molecule 39 is a protein called 40S ribosomal protein S20.

Mol	Chain	Residues	Atoms					AltConf	Trace
			Total	C	N	O	S		
39	J	101	805	512	145	147	1	0	0
39	Jb	101	805	512	145	147	1	0	0
39	Jc	101	805	512	145	147	1	0	0

- Molecule 40 is a protein called 40S ribosomal protein S21-A.

Mol	Chain	Residues	Atoms					AltConf	Trace
			Total	C	N	O	S		
40	a	87	684	420	125	137	2	0	0
40	ab	87	684	420	125	137	2	0	0
40	ac	87	684	420	125	137	2	0	0

- Molecule 41 is a protein called 40S ribosomal protein S22-A.

Mol	Chain	Residues	Atoms					AltConf	Trace
			Total	C	N	O	S		
41	b	129	1021	650	188	180	3	0	0
41	bb	129	1021	650	188	180	3	0	0
41	bc	129	1021	650	188	180	3	0	0

- Molecule 42 is a protein called 40S ribosomal protein S23-A.

Mol	Chain	Residues	Atoms					AltConf	Trace
			Total	C	N	O	S		
42	c	144	1121	708	220	191	2	0	0
42	cb	144	1121	708	220	191	2	0	0
42	cc	144	1121	708	220	191	2	0	0

- Molecule 43 is a protein called 40S ribosomal protein S24-A.

Mol	Chain	Residues	Atoms				AltConf	Trace
43	d	134	Total	C	N	O	0	0
			1073	676	208	189		
43	db	134	Total	C	N	O	0	0
			1073	676	208	189		
43	dc	134	Total	C	N	O	0	0
			1073	676	208	189		

- Molecule 44 is a protein called 40S ribosomal protein S25-A.

Mol	Chain	Residues	Atoms				AltConf	Trace
44	K	69	Total	C	N	O	0	0
			558	357	103	98		
44	Kb	69	Total	C	N	O	0	0
			558	357	103	98		
44	Kc	69	Total	C	N	O	0	0
			558	357	103	98		

- Molecule 45 is a protein called 40S ribosomal protein S26-A.

Mol	Chain	Residues	Atoms					AltConf	Trace
45	e	97	Total	C	N	O	S	0	0
			769	475	160	129	5		
45	eb	97	Total	C	N	O	S	0	0
			769	475	160	129	5		
45	ec	97	Total	C	N	O	S	0	0
			769	475	160	129	5		

- Molecule 46 is a protein called 40S ribosomal protein S27-A.

Mol	Chain	Residues	Atoms					AltConf	Trace
46	f	81	Total	C	N	O	S	0	0
			610	382	110	113	5		
46	fb	81	Total	C	N	O	S	0	0
			610	382	110	113	5		
46	fc	81	Total	C	N	O	S	0	0
			610	382	110	113	5		

- Molecule 47 is a protein called 40S ribosomal protein S28-B.

Mol	Chain	Residues	Atoms					AltConf	Trace
47	L	63	Total	C	N	O	S	0	0
			497	306	99	91	1		
47	Lb	63	Total	C	N	O	S	0	0
			497	306	99	91	1		
47	Lc	63	Total	C	N	O	S	0	0
			497	306	99	91	1		

- Molecule 48 is a protein called 40S ribosomal protein S29-A.

Mol	Chain	Residues	Atoms					AltConf	Trace
48	M	53	Total	C	N	O	S	0	0
			442	274	92	72	4		
48	Mb	53	Total	C	N	O	S	0	0
			442	274	92	72	4		
48	Mc	53	Total	C	N	O	S	0	0
			442	274	92	72	4		

- Molecule 49 is a protein called 40S ribosomal protein S30-A.

Mol	Chain	Residues	Atoms					AltConf	Trace
49	g	60	Total	C	N	O	S	0	0
			475	299	98	77	1		
49	gb	60	Total	C	N	O	S	0	0
			475	299	98	77	1		
49	gc	60	Total	C	N	O	S	0	0
			475	299	98	77	1		

- Molecule 50 is a protein called Ubiquitin-40S ribosomal protein S31.

Mol	Chain	Residues	Atoms					AltConf	Trace
50	N	73	Total	C	N	O	S	0	0
			556	352	105	95	4		
50	Nb	73	Total	C	N	O	S	0	0
			556	352	105	95	4		
50	Nc	73	Total	C	N	O	S	0	0
			556	352	105	95	4		

- Molecule 51 is a protein called Guanine nucleotide-binding protein subunit beta-like protein.

Mol	Chain	Residues	Atoms					AltConf	Trace
51	O	313	Total	C	N	O	S	0	0
			2403	1521	411	463	8		

Continued on next page...

Continued from previous page...

Mol	Chain	Residues	Atoms					AltConf	Trace
51	Ob	313	Total	C	N	O	S	0	0
			2403	1521	411	463	8		
51	Oc	313	Total	C	N	O	S	0	0
			2403	1521	411	463	8		

- Molecule 52 is a protein called 60S ribosomal protein L17-A.

Mol	Chain	Residues	Atoms				AltConf	Trace
52	AX	175	Total	C	N	O	0	0
			1378	856	273	249		
52	XX	175	Total	C	N	O	0	0
			1378	856	273	249		
52	zX	175	Total	C	N	O	0	0
			1378	856	273	249		

- Molecule 53 is a protein called 60S ribosomal protein L18-A.

Mol	Chain	Residues	Atoms					AltConf	Trace
53	BB	185	Total	C	N	O	S	0	0
			1441	908	290	241	2		
53	YB	185	Total	C	N	O	S	0	0
			1441	908	290	241	2		
53	ZB	185	Total	C	N	O	S	0	0
			1441	908	290	241	2		

- Molecule 54 is a protein called 60S ribosomal protein L19-A.

Mol	Chain	Residues	Atoms				AltConf	Trace
54	BF	183	Total	C	N	O	0	0
			1482	911	320	251		
54	YF	188	Total	C	N	O	0	0
			1522	935	326	261		
54	ZF	188	Total	C	N	O	0	0
			1522	935	326	261		

- Molecule 55 is a protein called 60S ribosomal protein L20-A.

Mol	Chain	Residues	Atoms					AltConf	Trace
55	BH	172	Total	C	N	O	S	0	0
			1445	930	267	244	4		
55	YH	172	Total	C	N	O	S	0	0
			1445	930	267	244	4		

Continued on next page...

Continued from previous page...

Mol	Chain	Residues	Atoms					AltConf	Trace
			Total	C	N	O	S		
55	ZH	172	1445	930	267	244	4	0	0

- Molecule 56 is a protein called 60S ribosomal protein L21-A.

Mol	Chain	Residues	Atoms					AltConf	Trace
			Total	C	N	O	S		
56	BJ	159	1276	805	246	221	4	0	0
56	YJ	159	1276	805	246	221	4	0	0
56	ZJ	159	1276	805	246	221	4	0	0

- Molecule 57 is a protein called 60S ribosomal protein L22-A.

Mol	Chain	Residues	Atoms				AltConf	Trace
			Total	C	N	O		
57	BL	98	778	505	127	146	0	0
57	YL	98	778	505	127	146	0	0
57	ZL	98	778	505	127	146	0	0

- Molecule 58 is a protein called 60S ribosomal protein L23-A.

Mol	Chain	Residues	Atoms					AltConf	Trace
			Total	C	N	O	S		
58	AB	134	993	623	187	176	7	0	0
58	XB	134	993	623	187	176	7	0	0
58	zB	134	993	623	187	176	7	0	0

- Molecule 59 is a protein called 60S ribosomal protein L24-A.

Mol	Chain	Residues	Atoms					AltConf	Trace
			Total	C	N	O	S		
59	AE	135	1085	679	218	187	1	0	0
59	XE	135	1089	682	219	187	1	0	0
59	zE	135	1089	682	219	187	1	0	0

- Molecule 60 is a protein called 60S ribosomal protein L25.

Mol	Chain	Residues	Atoms					AltConf	Trace
60	AH	120	Total	C	N	O	S	0	0
			959	617	168	172	2		
60	XH	120	Total	C	N	O	S	0	0
			959	617	168	172	2		
60	zH	120	Total	C	N	O	S	0	0
			959	617	168	172	2		

- Molecule 61 is a protein called 60S ribosomal protein L26-A.

Mol	Chain	Residues	Atoms				AltConf	Trace
61	AK	124	Total	C	N	O	0	0
			976	614	190	172		
61	XK	124	Total	C	N	O	0	0
			976	614	190	172		
61	zK	124	Total	C	N	O	0	0
			976	614	190	172		

- Molecule 62 is a protein called 60S ribosomal protein L27-A.

Mol	Chain	Residues	Atoms				AltConf	Trace
62	AN	135	Total	C	N	O	0	0
			1092	710	202	180		
62	XN	135	Total	C	N	O	0	0
			1092	710	202	180		
62	zN	135	Total	C	N	O	0	0
			1092	710	202	180		

- Molecule 63 is a protein called 60S ribosomal protein L28.

Mol	Chain	Residues	Atoms					AltConf	Trace
63	AR	148	Total	C	N	O	S	0	0
			1173	749	231	190	3		
63	XR	148	Total	C	N	O	S	0	0
			1173	749	231	190	3		
63	zR	148	Total	C	N	O	S	0	0
			1173	749	231	190	3		

- Molecule 64 is a protein called 60S ribosomal protein L29.

Mol	Chain	Residues	Atoms				AltConf	Trace
64	AV	58	Total	C	N	O	0	0
			462	289	100	73		
64	XV	58	Total	C	N	O	0	0
			462	289	100	73		
64	zV	58	Total	C	N	O	0	0
			462	289	100	73		

- Molecule 65 is a protein called 60S ribosomal protein L30.

Mol	Chain	Residues	Atoms					AltConf	Trace
65	AY	100	Total	C	N	O	S	0	0
			767	492	128	146	1		
65	XY	100	Total	C	N	O	S	0	0
			767	492	128	146	1		
65	zY	100	Total	C	N	O	S	0	0
			767	492	128	146	1		

- Molecule 66 is a protein called 60S ribosomal protein L31-A.

Mol	Chain	Residues	Atoms					AltConf	Trace
66	BC	109	Total	C	N	O	S	0	0
			883	559	167	156	1		
66	YC	109	Total	C	N	O	S	0	0
			883	559	167	156	1		
66	ZC	109	Total	C	N	O	S	0	0
			883	559	167	156	1		

- Molecule 67 is a protein called 60S ribosomal protein L32.

Mol	Chain	Residues	Atoms					AltConf	Trace
67	BG	127	Total	C	N	O	S	0	0
			1020	647	205	167	1		
67	YG	127	Total	C	N	O	S	0	0
			1020	647	205	167	1		
67	ZG	127	Total	C	N	O	S	0	0
			1020	647	205	167	1		

- Molecule 68 is a protein called 60S ribosomal protein L33-A.

Mol	Chain	Residues	Atoms					AltConf	Trace
68	BK	106	Total	C	N	O	S	0	0
			850	540	165	144	1		

Continued on next page...

Continued from previous page...

Mol	Chain	Residues	Atoms					AltConf	Trace
68	YK	106	Total	C	N	O	S	0	0
			850	540	165	144	1		
68	ZK	106	Total	C	N	O	S	0	0
			850	540	165	144	1		

- Molecule 69 is a protein called 60S ribosomal protein L34-A.

Mol	Chain	Residues	Atoms					AltConf	Trace
69	BN	112	Total	C	N	O	S	0	0
			880	545	179	152	4		
69	YN	112	Total	C	N	O	S	0	0
			880	545	179	152	4		
69	ZN	112	Total	C	N	O	S	0	0
			880	545	179	152	4		

- Molecule 70 is a protein called 60S ribosomal protein L35-A.

Mol	Chain	Residues	Atoms					AltConf	Trace
70	BP	119	Total	C	N	O	S	0	0
			965	612	185	167	1		
70	YP	119	Total	C	N	O	S	0	0
			965	612	185	167	1		
70	ZP	119	Total	C	N	O	S	0	0
			965	612	185	167	1		

- Molecule 71 is a protein called 60S ribosomal protein L36-A.

Mol	Chain	Residues	Atoms					AltConf	Trace
71	AC	99	Total	C	N	O	S	0	0
			770	481	156	131	2		
71	XC	99	Total	C	N	O	S	0	0
			770	481	156	131	2		
71	zC	99	Total	C	N	O	S	0	0
			770	481	156	131	2		

- Molecule 72 is a protein called 60S ribosomal protein L37-A.

Mol	Chain	Residues	Atoms					AltConf	Trace
72	AF	82	Total	C	N	O	S	0	0
			650	396	142	107	5		
72	XF	82	Total	C	N	O	S	0	0
			650	396	142	107	5		

Continued on next page...

Continued from previous page...

Mol	Chain	Residues	Atoms					AltConf	Trace
72	zF	82	Total	C	N	O	S	0	0
			650	396	142	107	5		

- Molecule 73 is a protein called 60S ribosomal protein L38.

Mol	Chain	Residues	Atoms					AltConf	Trace
73	AI	77	Total	C	N	O		0	0
			608	388	114	106			
73	XI	77	Total	C	N	O		0	0
			608	388	114	106			
73	zI	77	Total	C	N	O		0	0
			608	388	114	106			

- Molecule 74 is a protein called 60S ribosomal protein L39.

Mol	Chain	Residues	Atoms					AltConf	Trace
74	AL	50	Total	C	N	O	S	0	0
			436	272	97	65	2		
74	XL	50	Total	C	N	O	S	0	0
			436	272	97	65	2		
74	zL	50	Total	C	N	O	S	0	0
			436	272	97	65	2		

- Molecule 75 is a protein called Ubiquitin-60S ribosomal protein L40.

Mol	Chain	Residues	Atoms					AltConf	Trace
75	AO	52	Total	C	N	O	S	0	0
			417	259	86	67	5		
75	XO	52	Total	C	N	O	S	0	0
			417	259	86	67	5		
75	zO	52	Total	C	N	O	S	0	0
			417	259	86	67	5		

- Molecule 76 is a protein called 60S ribosomal protein L41-B.

Mol	Chain	Residues	Atoms					AltConf	Trace
76	AS	25	Total	C	N	O	S	0	0
			233	142	63	27	1		
76	XS	25	Total	C	N	O	S	0	0
			233	142	63	27	1		
76	zS	25	Total	C	N	O	S	0	0
			233	142	63	27	1		

- Molecule 77 is a protein called 60S ribosomal protein L42-A.

Mol	Chain	Residues	Atoms					AltConf	Trace
77	AP	105	Total	C	N	O	S	0	0
			847	534	170	138	5		
77	XP	105	Total	C	N	O	S	0	0
			847	534	170	138	5		
77	zP	105	Total	C	N	O	S	0	0
			847	534	170	138	5		

- Molecule 78 is a protein called 60S ribosomal protein L43-A.

Mol	Chain	Residues	Atoms					AltConf	Trace
78	AT	91	Total	C	N	O	S	0	0
			694	429	138	121	6		
78	XT	91	Total	C	N	O	S	0	0
			694	429	138	121	6		
78	zT	91	Total	C	N	O	S	0	0
			694	429	138	121	6		

- Molecule 79 is a protein called 60S acidic ribosomal protein P0.

Mol	Chain	Residues	Atoms					AltConf	Trace
79	BU	138	Total	C	N	O	S	0	0
			1052	672	187	190	3		
79	YU	138	Total	C	N	O	S	0	0
			1052	672	187	190	3		
79	ZU	138	Total	C	N	O	S	0	0
			1052	672	187	190	3		

- Molecule 80 is a RNA chain called tRNA (P/P).

Mol	Chain	Residues	Atoms					AltConf	Trace
80	n	76	Total	C	N	O	P	0	0
			1621	723	291	531	76		

- Molecule 81 is a RNA chain called tRNA (A/P).

Mol	Chain	Residues	Atoms					AltConf	Trace
81	nb	76	Total	C	N	O	P	0	0
			1620	723	290	532	75		
81	nc	76	Total	C	N	O	P	0	0
			1620	723	290	532	75		

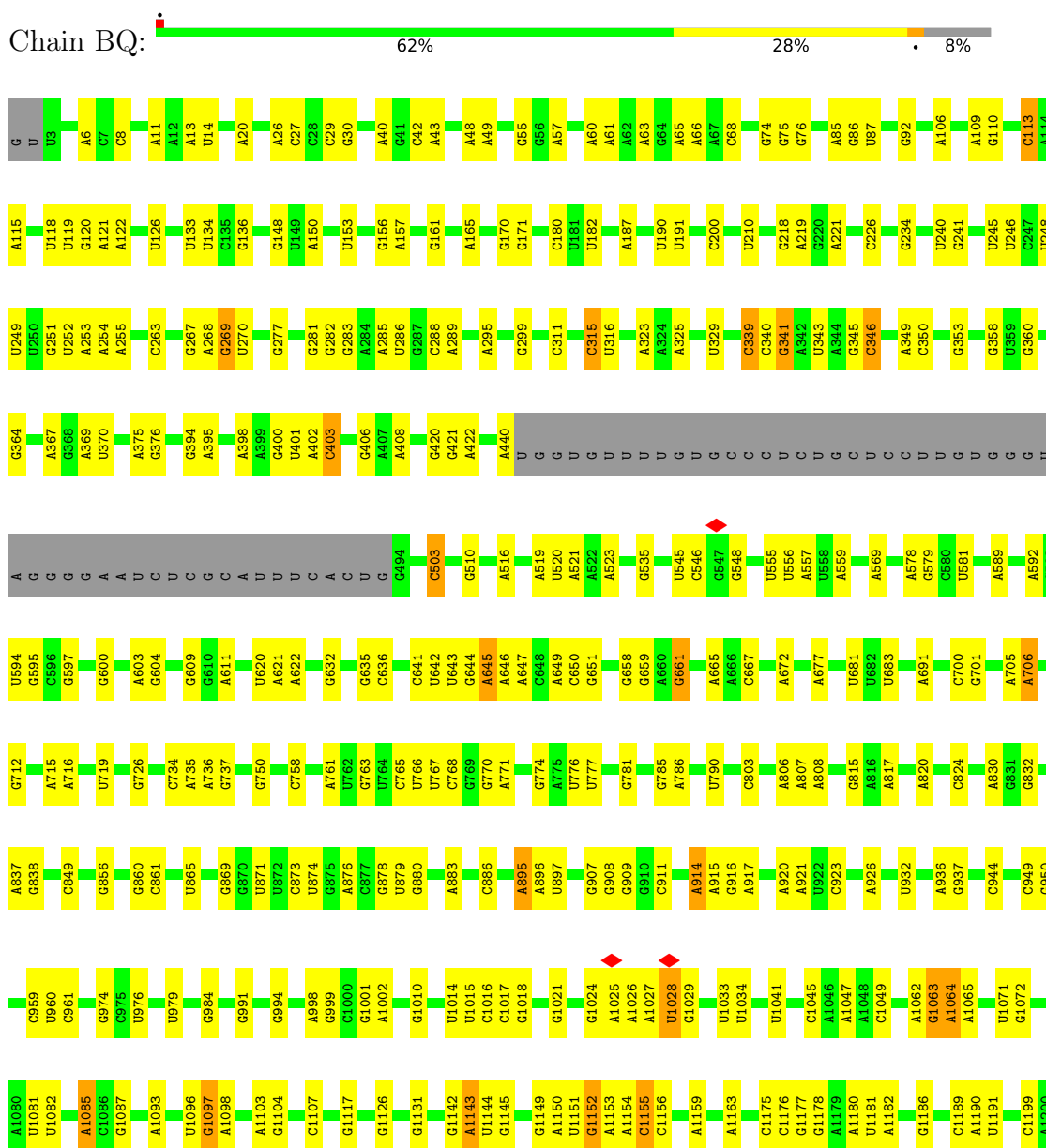
- Molecule 82 is a RNA chain called tRNA (P/E).

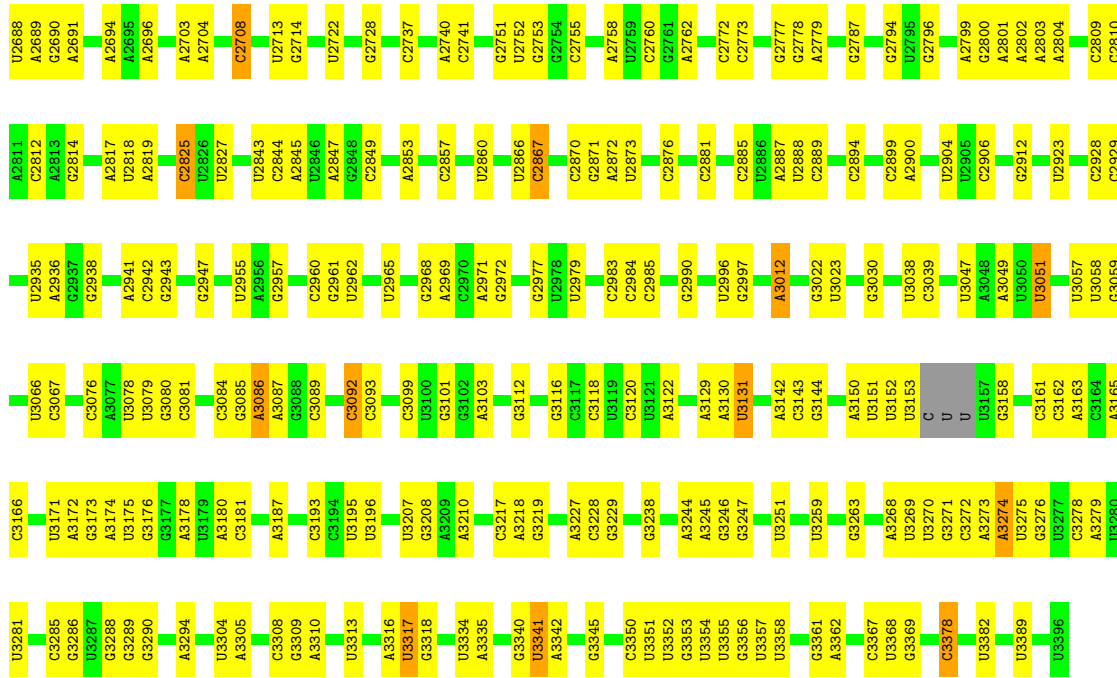
Mol	Chain	Residues	Atoms					AltConf	Trace
			Total	C	N	O	P		
82	mb	77	Total	C	N	O	P	0	0
			1644	732	297	538	77		
82	mc	77	Total	C	N	O	P	0	0
			1644	732	297	538	77		

3 Residue-property plots

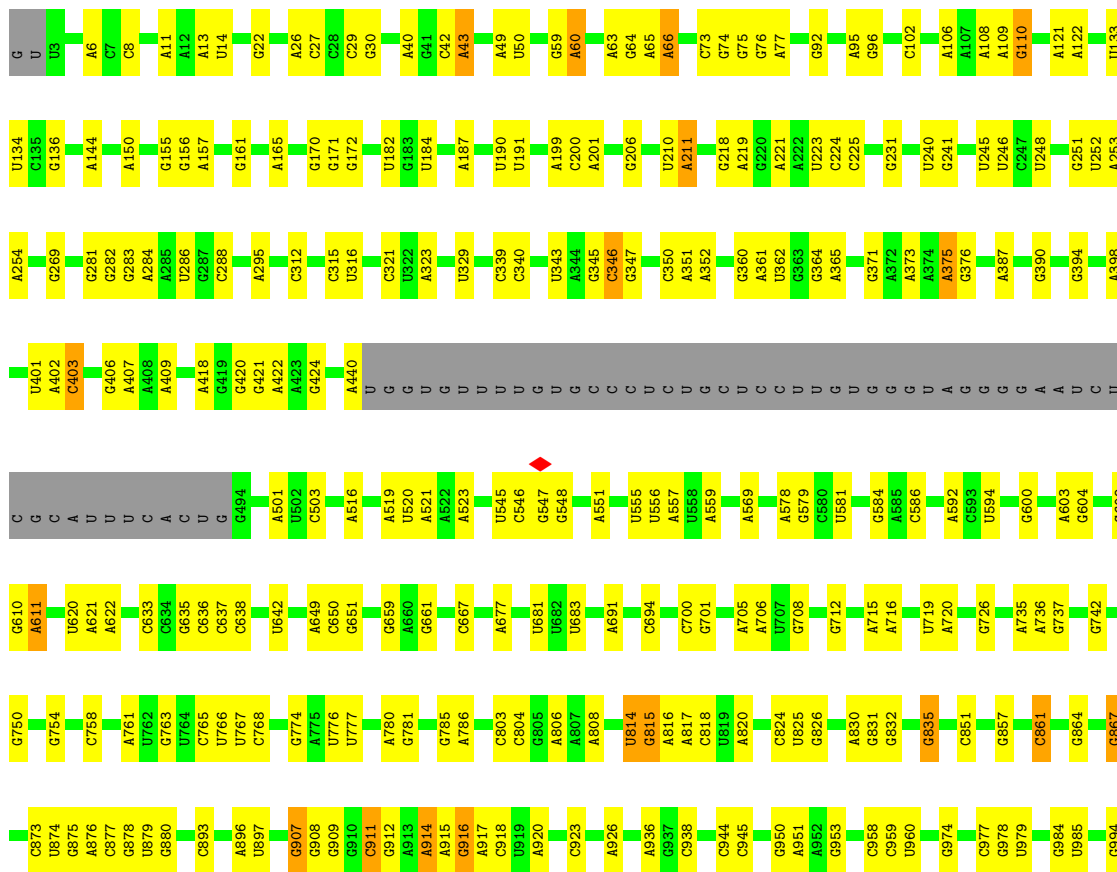
These plots are drawn for all protein, RNA, DNA and oligosaccharide chains in the entry. The first graphic for a chain summarises the proportions of the various outlier classes displayed in the second graphic. The second graphic shows the sequence view annotated by issues in geometry and atom inclusion in map density. Residues are color-coded according to the number of geometric quality criteria for which they contain at least one outlier: green = 0, yellow = 1, orange = 2 and red = 3 or more. A red diamond above a residue indicates a poor fit to the EM map for this residue (all-atom inclusion < 40%). Stretches of 2 or more consecutive residues without any outlier are shown as a green connector. Residues present in the sample, but not in the model, are shown in grey.

- Molecule 1: 25S rRNA

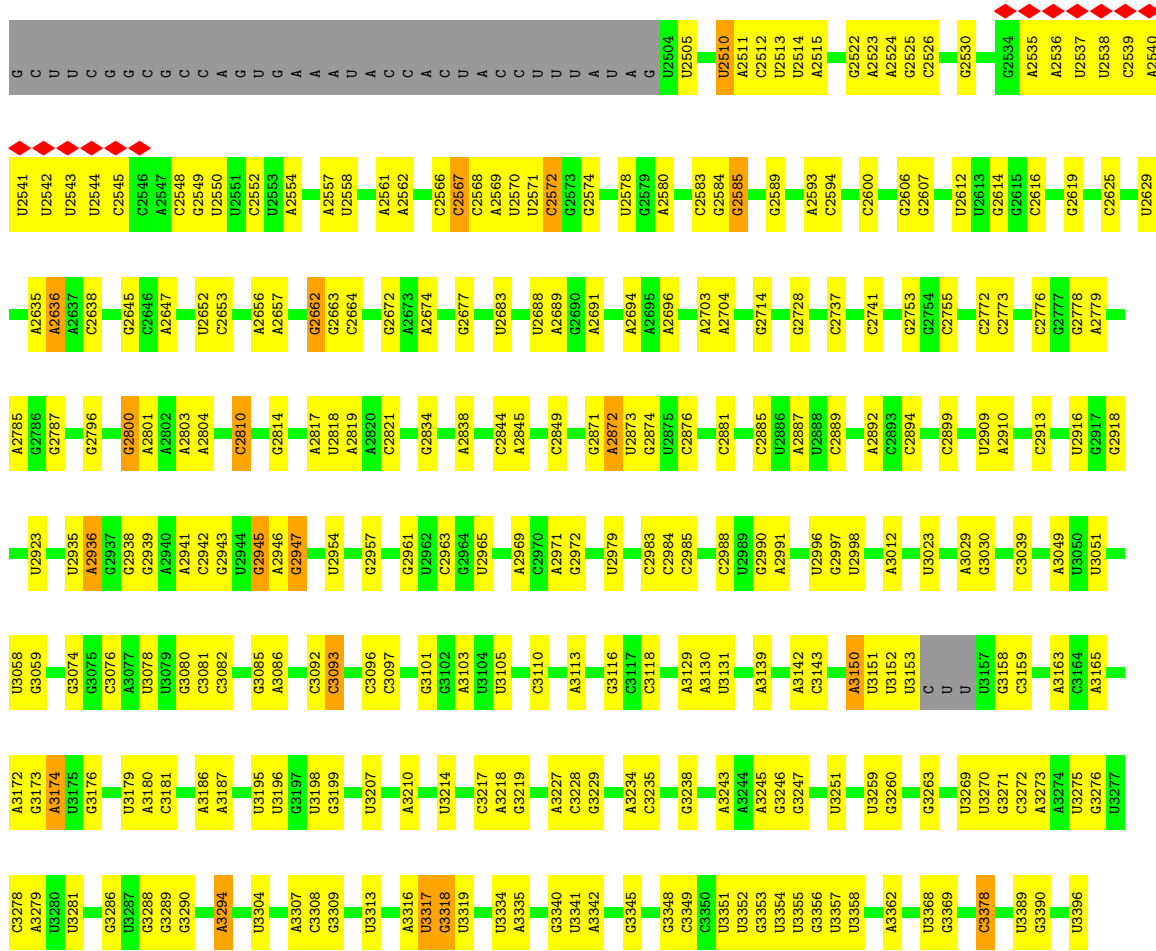




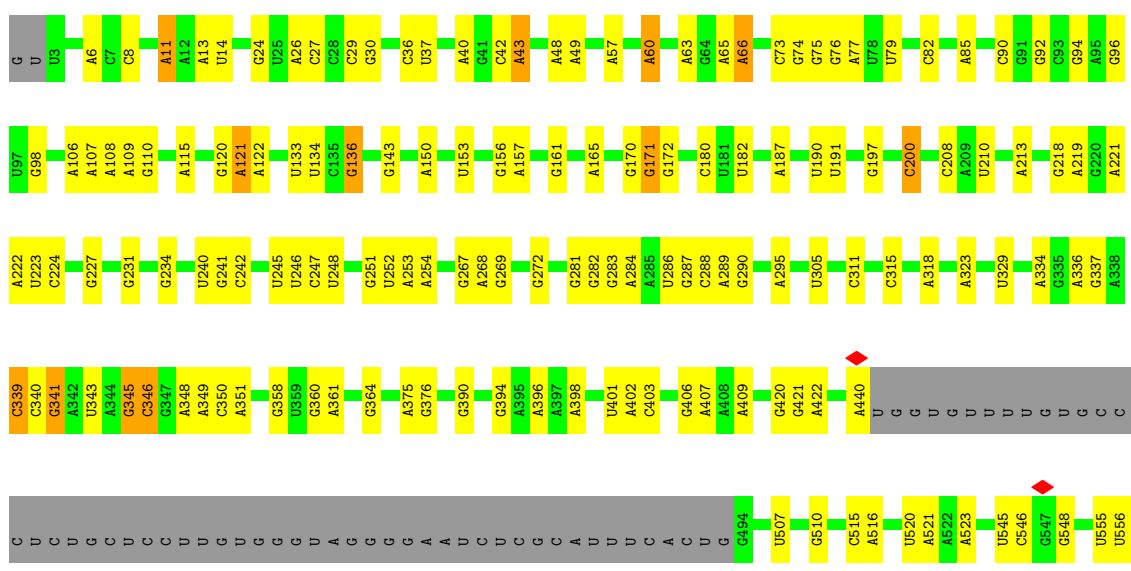
● Molecule 1: 25S rRNA




U3888	G2273	A2158	C1805	G1677	C1562	A1465	G1354	G1262	G1131	G1001
C3389	U2274	U2159	A1809	A1683	C1563	U1472	G1357	A1263	C1132	A1002
G2393	A2275	G2160	U1814	U1814	U1564	A1475	G1367	G1264	A1133	G1010
G2394	G2279	A2167	A1815	C1690	G1574	G1476	A1373	U1267	U1143	U1014
A2397	A2281	G2169	A1816	U1695	U1577	A1477	G1374	G1268	U1151	U1015
A2398	U2282	C2174	G1817	A1696	C1578	C1478	G1375	A1270	G1152	C1016
A2401	G2283	U2181	U1818	U1704	U1579	U1479	G1379	A1271	A1153	C1017
A2402	C2284	C2181	U1821	G1709	G1573	A1481	U1385	A1274	C1155	G1024
A2403	C2285	G2187	C1822	U1716	A1575	G1482	A1386	A1025	A1159	A1026
A2404	C2307	A2188	G1837	U1717	G1576	U1484	A1386	A1027	C1160	A1027
C2405	G2308	U2193	G1838	U1716	U1577	G1487	A1390	U1028	G1161	U1028
C2406	A2309	U2188	U1840	U1717	C1578	G1488	A1392	G1283	U1168	G1029
C2407	U2310	C2196	A1841	U1724	C1579	U1491	A1389	C1284	C1176	U1033
U2411	U2313	C2197	A1842	A1741	A1580	A1491	G1400	A1285	G1177	U1034
U2412	A2313	U2204	C1843	C1745	C1581	U1495	G1404	A1286	U1179	G1035
G2418	G2314	U2205	G1844	G1748	C1582	A1503	G1408	C1292	U1180	U1041
A2419	G2315	G2206	G1845	A1750	A1583	A1504	G1417	G1295	U1181	C1045
C2422	C2322	A2207	C1846	A1751	U1584	G1505	A1418	A1301	A1046	A1047
U2423	G2323	U2208	C1846	G1751	U1584	A1506	A1419	A1302	A1048	A1048
A2424	C2323	U2209	C1846	A1752	A1588	G1507	A1420	A1303	C1049	C1049
U2434	U2331	G2210	U1849	C1756	G1592	U1511	G1421	U1305	A1062	A1062
G2435	A2332	U2211	A1850	G1759	A1602	G1521	G1425	G1306	G1063	G1063
U2436	G2332	C2111	C1857	A1760	U1607	U1525	U1430	G1307	A1064	A1064
G2437	C2333	U2112	A1858	C1761	C1608	U1526	G1431	C1201	A1065	A1065
U2442	U2334	A2113	G1858	U1763	C1609	C1527	C1432	U1208	G1072	G1072
C2442	G2335	C2114	C1846	U1765	A1613	G1528	A1433	U1220	A1079	A1079
U2434	U2336	U2118	U1878	G1766	U1620	A1529	A1434	G1222	U1080	U1081
U2435	C2337	A2119	A1881	U1770	U1629	C1532	A1436	A1223	U1081	U1082
U2436	U2338	G2119	A1886	G1775	C1639	U1533	C1437	U1234	A1085	A1085
U2437	C2339	U2120	G1889	G1780	A1642	G1538	U1442	G1235	G1086	G1086
U2442	A2347	A2120	U1890	C1788	A1643	G1542	G1443	U1236	G1087	G1087
U2442	U2347	C2122	A1893	C1789	C1644	G1543	U1445	G1237	A1093	A1093
U2442	G2353	G2121	U1894	C1792	U1645	G1544	A1446	C1238	U1094	U1094
U2442	C2354	A2131	A1895	C1793	A1648	A1545	G1447	U1331	U1095	U1095
U2442	U2354	U2141	A1900	G1794	A1648	G1547	G1450	C1332	U1096	U1096
U2442	A2357	U2142	A1906	U1795	U1651	C1548	C1451	C1333	G1097	G1097
U2442	G2360	U2143	G1906	A1797	U1655	U1549	A1452	U1334	A1098	A1098
U2442	C2361	C2132	A1911	U1800	G1656	U1555	A1453	U1334	A1098	A1098
U2442	U2362	U2133	G1914	U1801	C1657	C1556	A1454	U1334	A1098	A1098
U2442	G2365	U2134	U1919	C1802	G1658	G1560	A1455	U1334	A1098	A1098
U2442	C2366	C2133	U1919	A1804	U1661	U1561	U1455	U1334	A1098	A1098
U2442	A2367	U2139	U1919	U1801	G1661	U1561	U1455	U1334	A1098	A1098
U2442	G2368	U2140	U1919	U1801	G1661	U1561	U1455	U1334	A1098	A1098
U2442	C2369	U2141	U1919	U1801	G1661	U1561	U1455	U1334	A1098	A1098
U2442	U2370	U2142	U1919	U1801	G1661	U1561	U1455	U1334	A1098	A1098
U2442	G2371	U2143	U1919	U1801	G1661	U1561	U1455	U1334	A1098	A1098
U2442	A2372	U2144	U1919	U1801	G1661	U1561	U1455	U1334	A1098	A1098
U2442	C2373	U2145	U1919	U1801	G1661	U1561	U1455	U1334	A1098	A1098
U2442	G2374	U2146	U1919	U1801	G1661	U1561	U1455	U1334	A1098	A1098
U2442	A2375	U2147	U1919	U1801	G1661	U1561	U1455	U1334	A1098	A1098
U2442	C2376	U2148	U1919	U1801	G1661	U1561	U1455	U1334	A1098	A1098
U2442	G2377	U2149	U1919	U1801	G1661	U1561	U1455	U1334	A1098	A1098
U2442	C2378	U2150	U1919	U1801	G1661	U1561	U1455	U1334	A1098	A1098

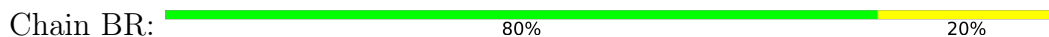


• Molecule 1: 25S rRNA






• Molecule 2: 5S rRNA




• Molecule 2: 5S rRNA

Chain YR:  84% 16%



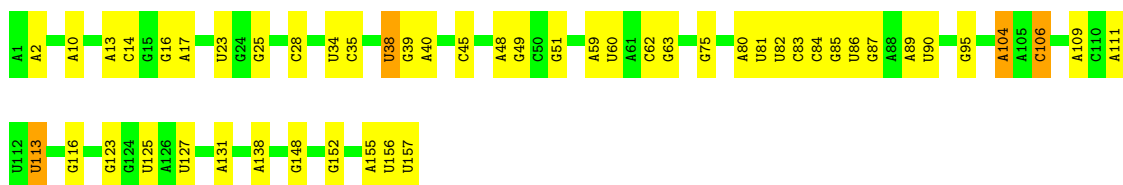
• Molecule 2: 5S rRNA

Chain ZR:  79% 21%



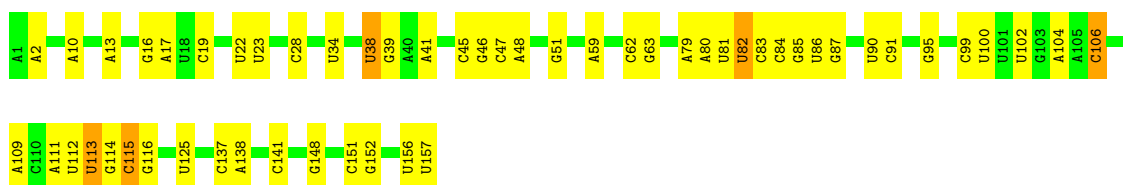
• Molecule 3: 5.8S rRNA

Chain BS:  68% 29%



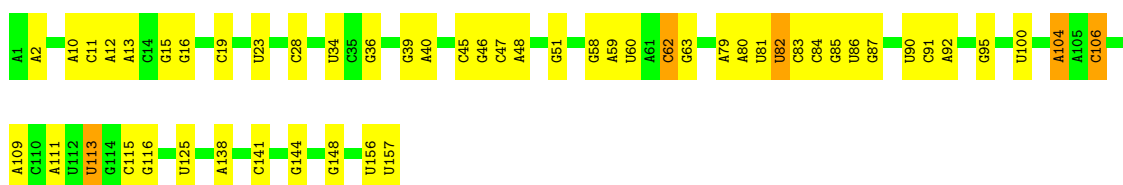
• Molecule 3: 5.8S rRNA

Chain YS:  66% 31%



• Molecule 3: 5.8S rRNA

Chain ZS:  67% 30%



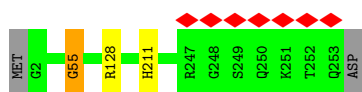
• Molecule 4: 60S ribosomal protein L2-A

Chain AW:  98%



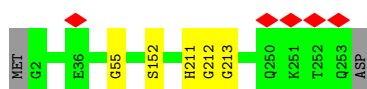
- Molecule 4: 60S ribosomal protein L2-A

Chain XW:  98%



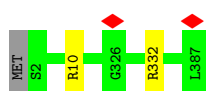
- Molecule 4: 60S ribosomal protein L2-A

Chain zW:  97%



- Molecule 5: 60S ribosomal protein L3

Chain BA:  99%



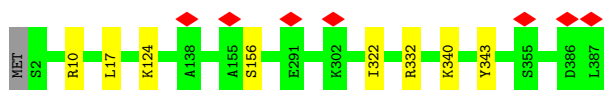
- Molecule 5: 60S ribosomal protein L3

Chain YA:  99%



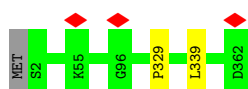
- Molecule 5: 60S ribosomal protein L3

Chain ZA:  98%



- Molecule 6: 60S ribosomal protein L4-A

Chain BE:  99%

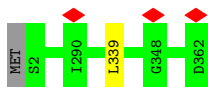


- Molecule 6: 60S ribosomal protein L4-A

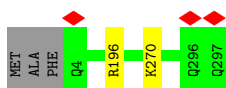
Chain YE:  99%



- Molecule 6: 60S ribosomal protein L4-A



- Molecule 7: 60S ribosomal protein L5




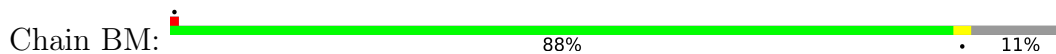
- Molecule 7: 60S ribosomal protein L5




- Molecule 7: 60S ribosomal protein L5




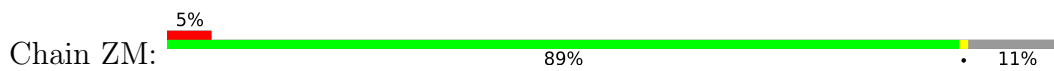
- Molecule 8: 60S ribosomal protein L6-A




- Molecule 8: 60S ribosomal protein L6-A



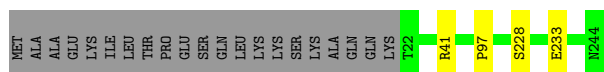
- Molecule 8: 60S ribosomal protein L6-A



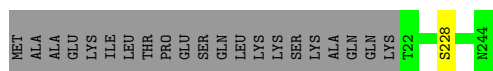
- Molecule 9: 60S ribosomal protein L7-A




- Molecule 9: 60S ribosomal protein L7-A




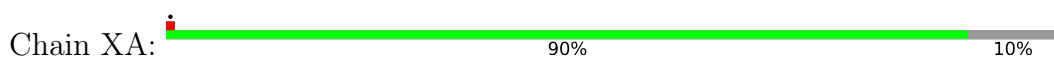
- Molecule 9: 60S ribosomal protein L7-A




- Molecule 10: 60S ribosomal protein L8-A



- Molecule 10: 60S ribosomal protein L8-A



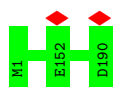
- Molecule 10: 60S ribosomal protein L8-A



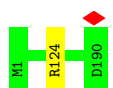
• Molecule 11: 60S ribosomal protein L9-A




• Molecule 11: 60S ribosomal protein L9-A




• Molecule 11: 60S ribosomal protein L9-A




• Molecule 12: 60S ribosomal protein L10



• Molecule 12: 60S ribosomal protein L10

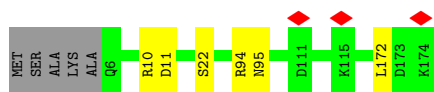


• Molecule 12: 60S ribosomal protein L10

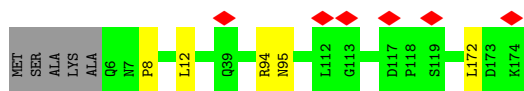


• Molecule 13: 60S ribosomal protein L11-A





- Molecule 13: 60S ribosomal protein L11-A



- Molecule 13: 60S ribosomal protein L11-A



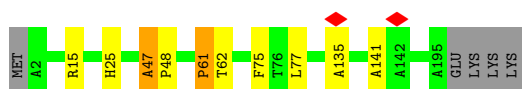
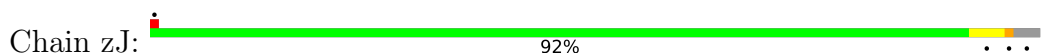
- Molecule 14: 60S ribosomal protein L13-A



- Molecule 14: 60S ribosomal protein L13-A



- Molecule 14: 60S ribosomal protein L13-A



- Molecule 15: 60S ribosomal protein L14-A



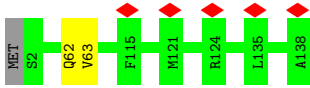
- Molecule 15: 60S ribosomal protein L14-A

Chain XM:  99%



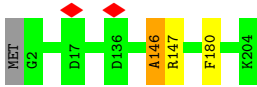
- Molecule 15: 60S ribosomal protein L14-A

Chain zM:  98%



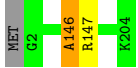
- Molecule 16: 60S ribosomal protein L15-A

Chain AQ:  98%



- Molecule 16: 60S ribosomal protein L15-A

Chain XQ:  99%



- Molecule 16: 60S ribosomal protein L15-A

Chain zQ:  98%



- Molecule 17: 60S ribosomal protein L16-A

Chain AU:  98%

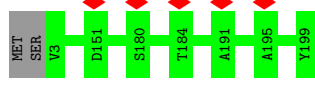


- Molecule 17: 60S ribosomal protein L16-A


Chain XU:  99%

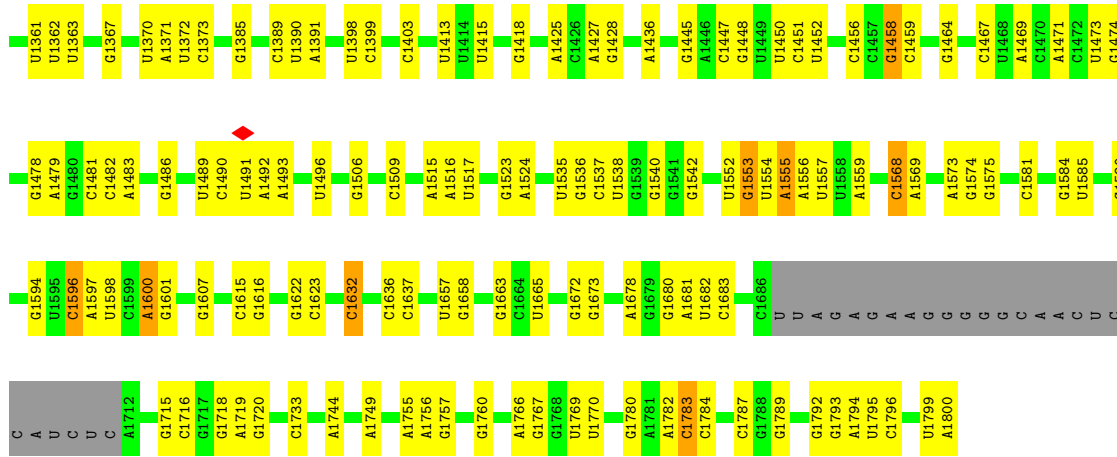


- Molecule 17: 60S ribosomal protein L16-A



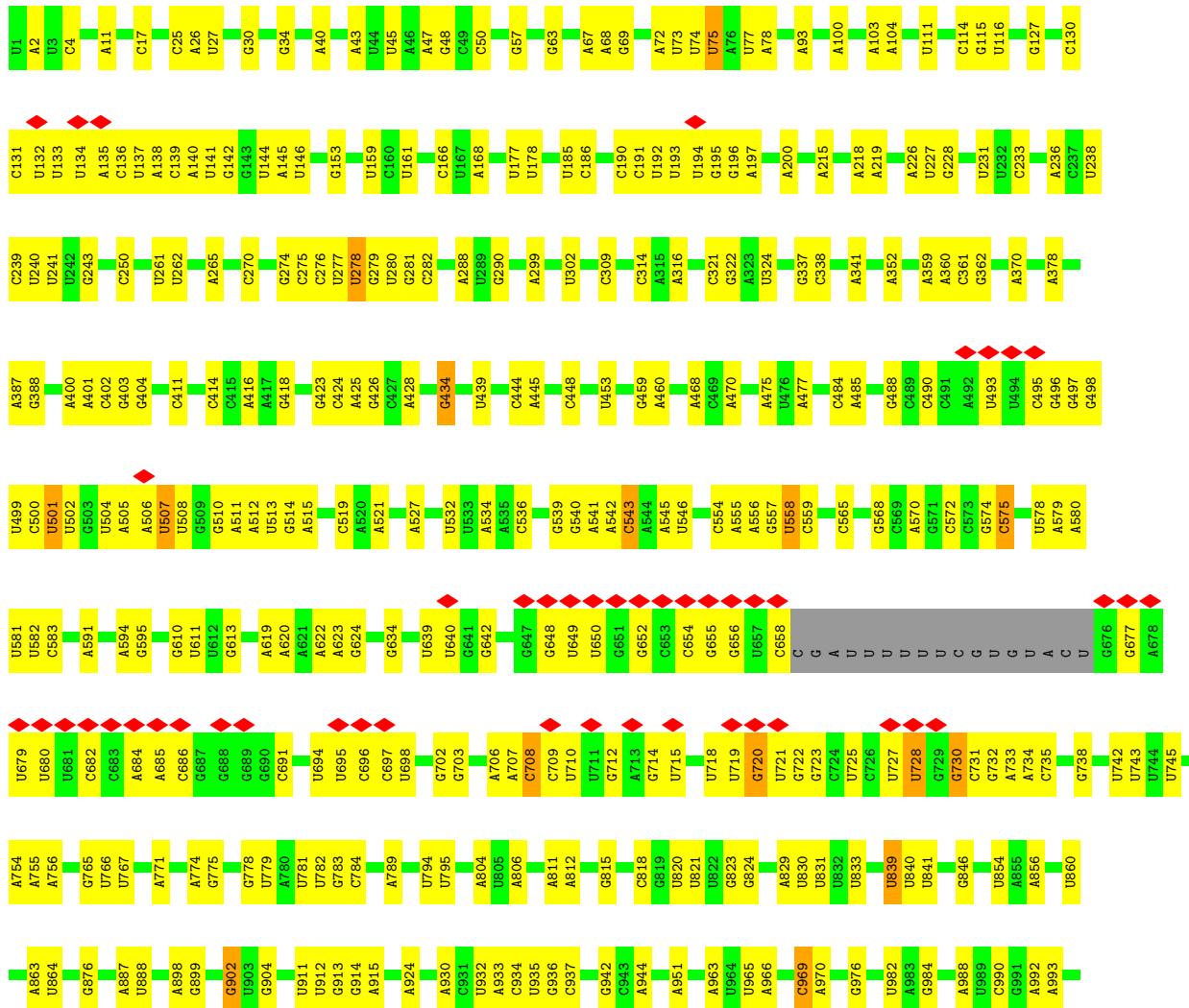
● Molecule 18: 18S rRNA

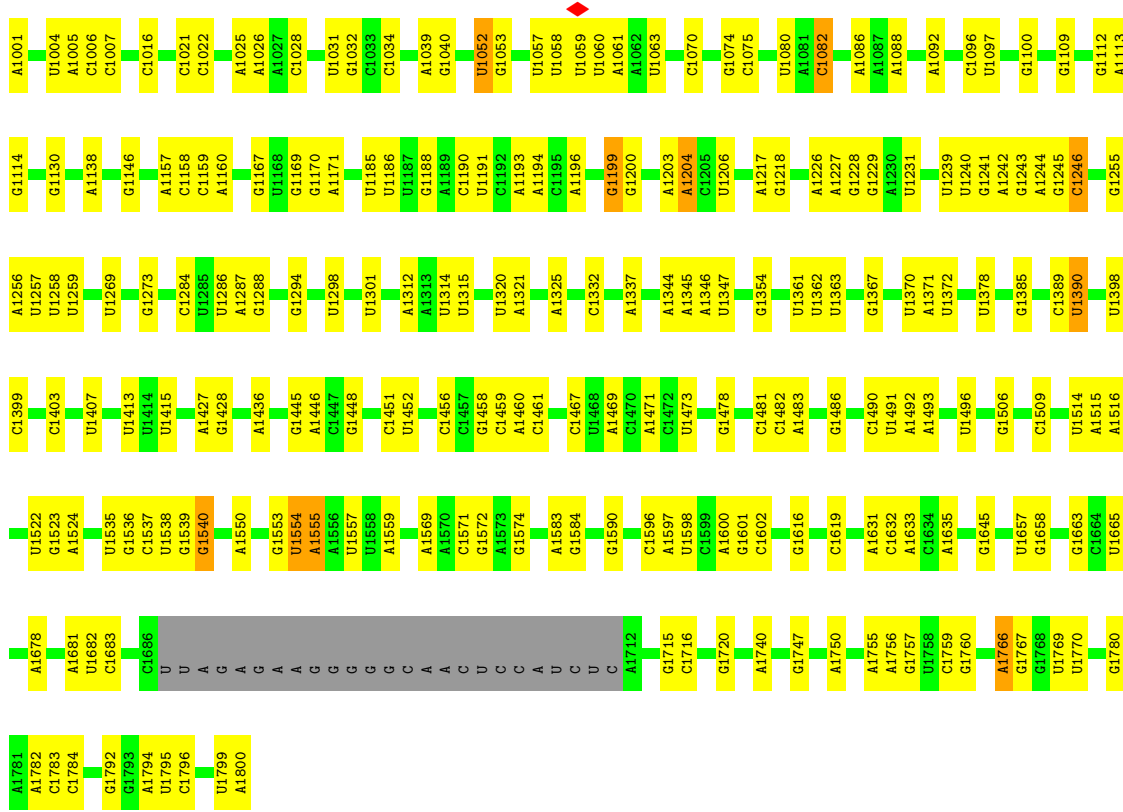




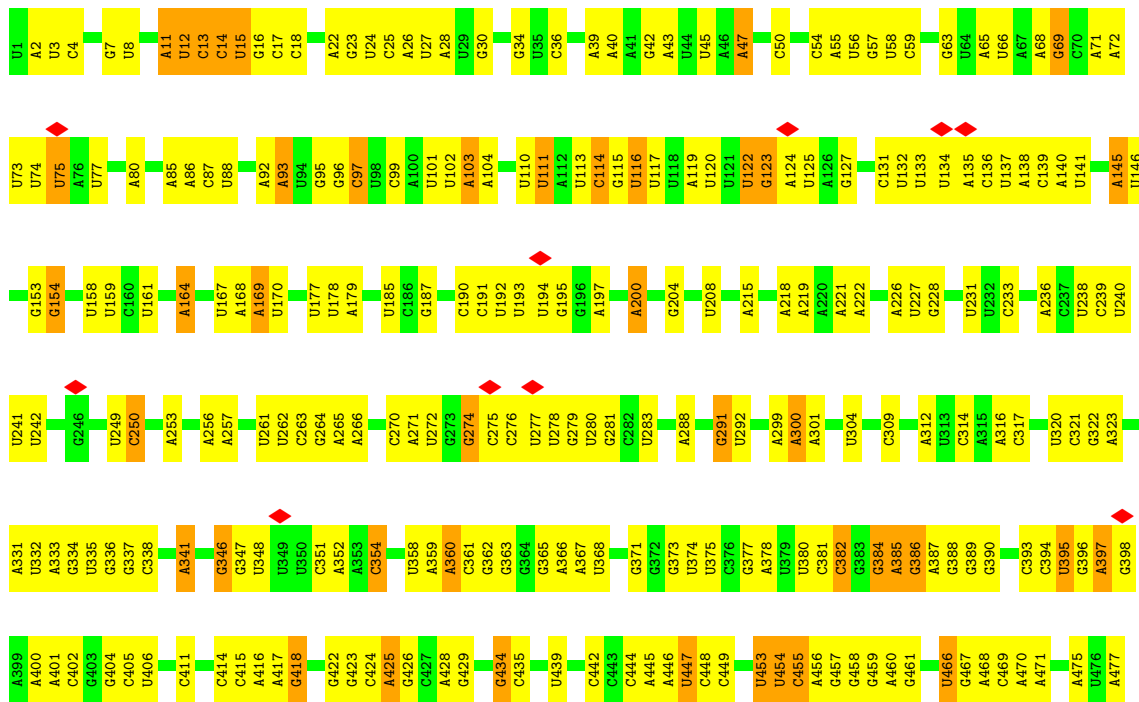
• Molecule 18: 18S rRNA

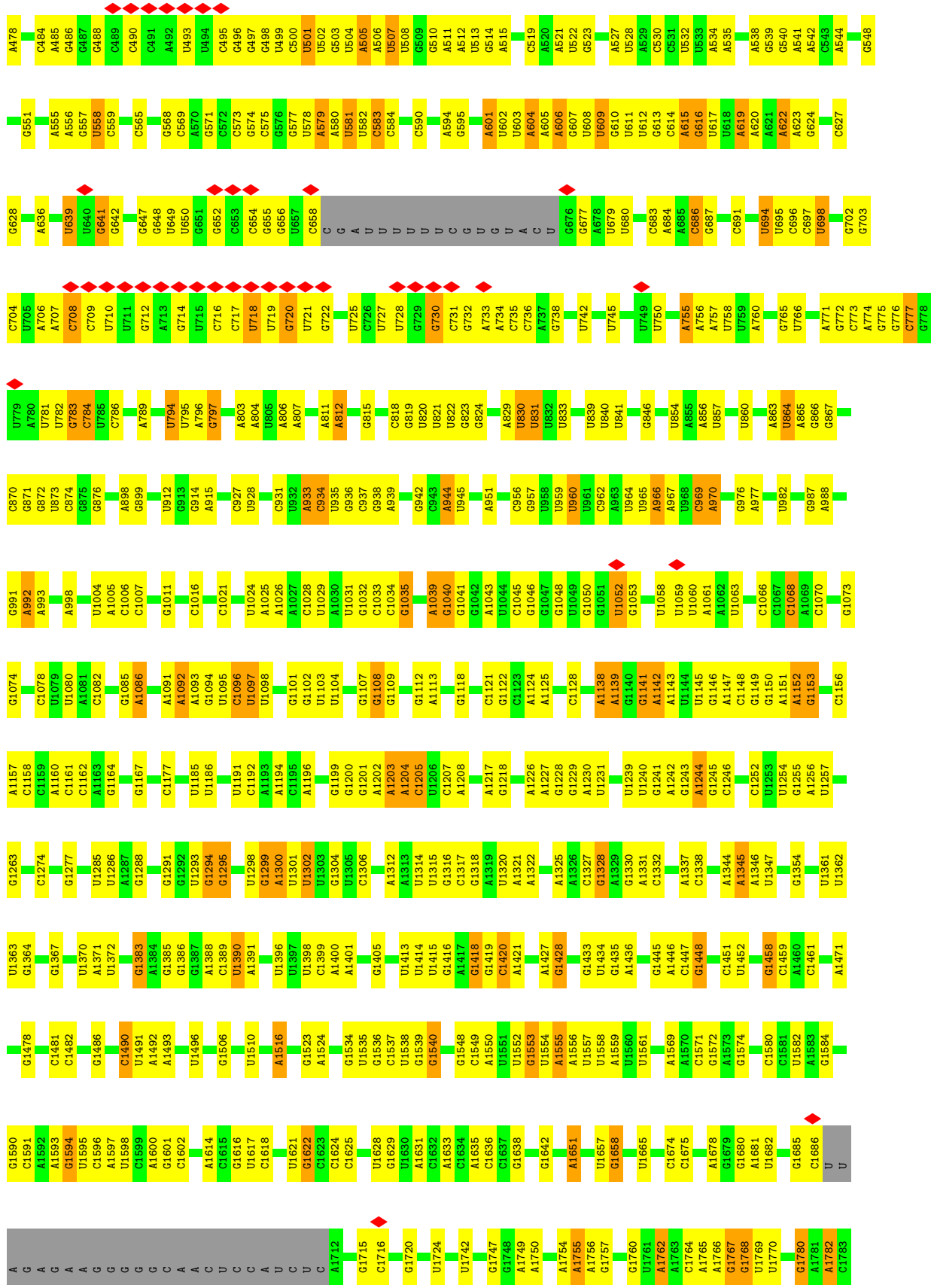
Chain 2b:







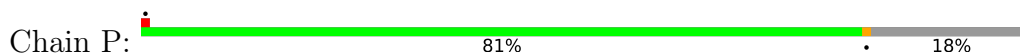
• Molecule 18: 18S rRNA




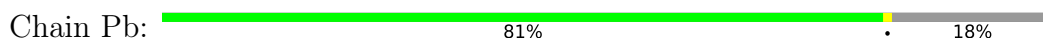




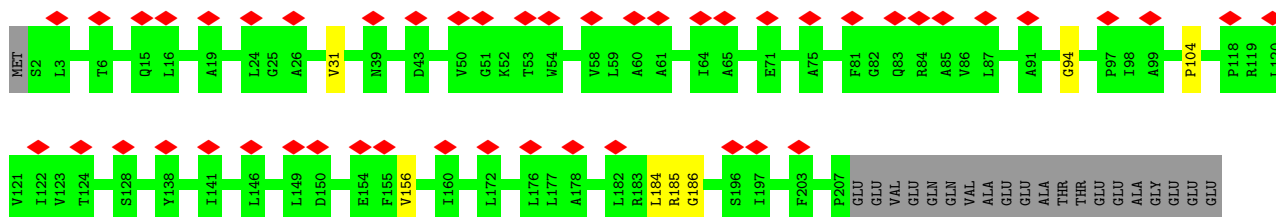
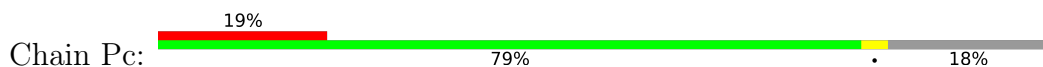
- Molecule 19: 40S ribosomal protein S0-A



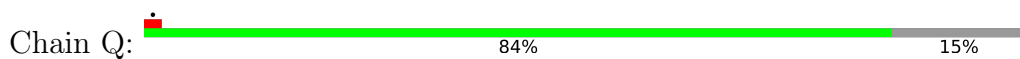
- Molecule 19: 40S ribosomal protein S0-A



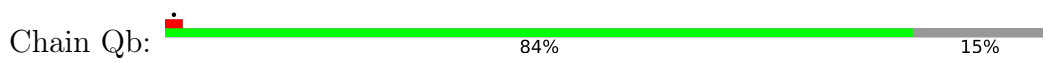
- Molecule 19: 40S ribosomal protein S0-A



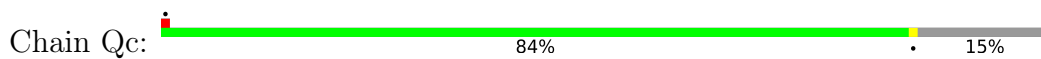
- Molecule 20: 40S ribosomal protein S1-A



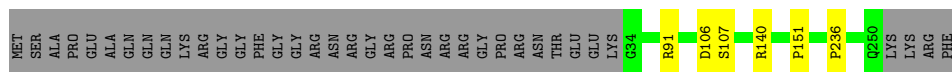
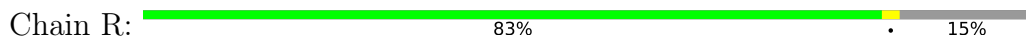
- Molecule 20: 40S ribosomal protein S1-A



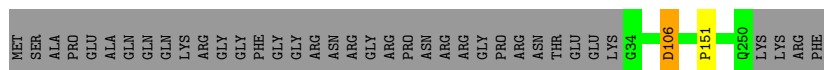
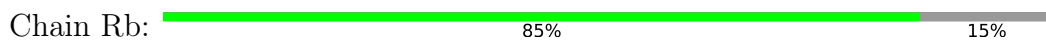
- Molecule 20: 40S ribosomal protein S1-A



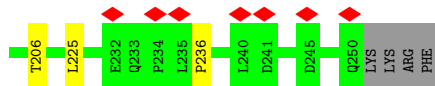
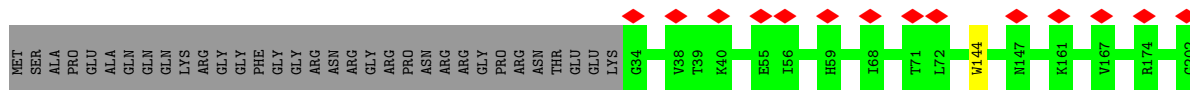
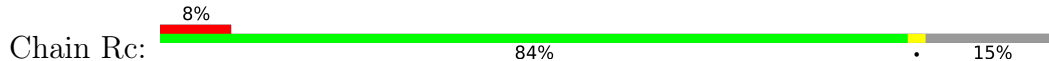
• Molecule 21: 40S ribosomal protein S2



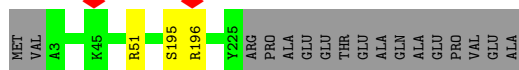
• Molecule 21: 40S ribosomal protein S2




• Molecule 21: 40S ribosomal protein S2



• Molecule 22: 40S ribosomal protein S3

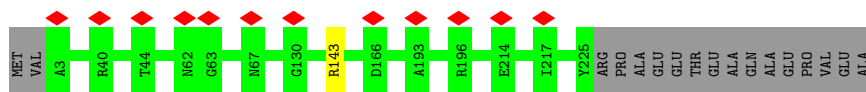


• Molecule 22: 40S ribosomal protein S3

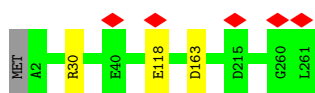


• Molecule 22: 40S ribosomal protein S3





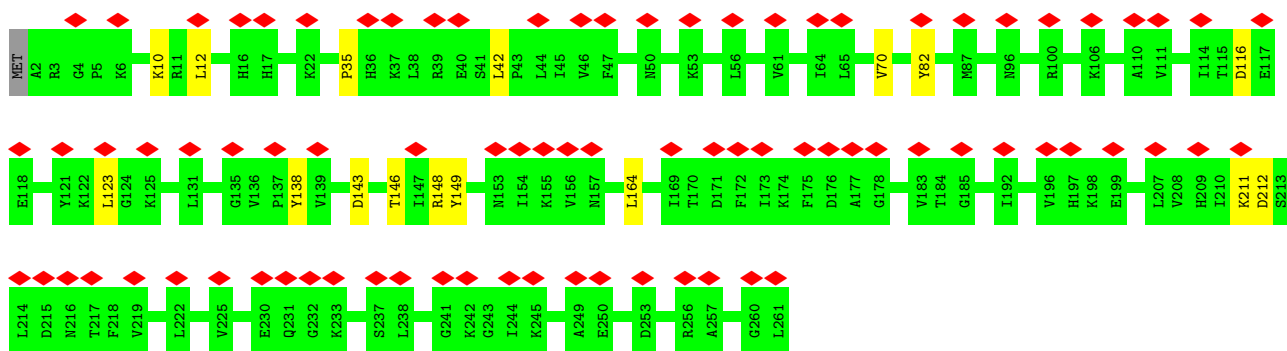
• Molecule 23: 40S ribosomal protein S4-A




• Molecule 23: 40S ribosomal protein S4-A



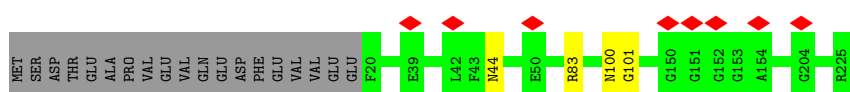
• Molecule 23: 40S ribosomal protein S4-A



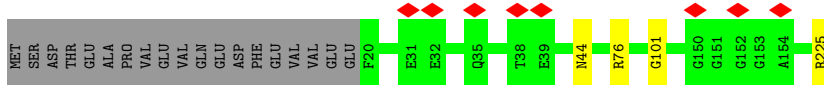
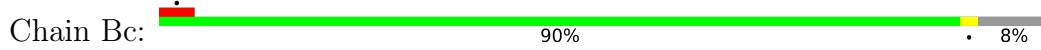
• Molecule 24: Rps5p



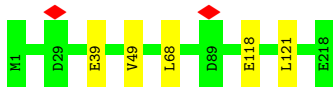
• Molecule 24: Rps5p



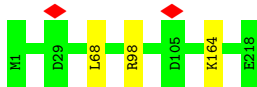
• Molecule 24: Rps5p



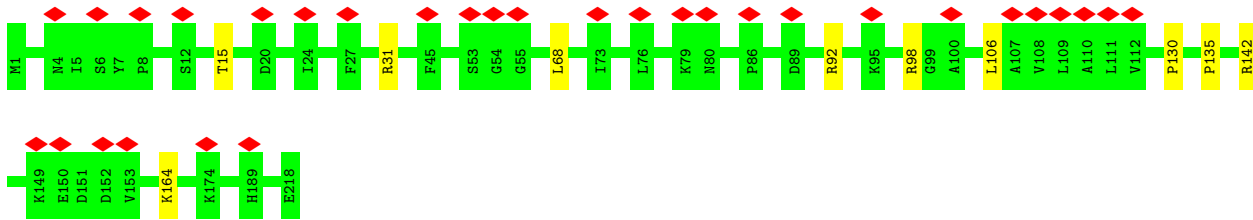
• Molecule 25: 40S ribosomal protein S6-A



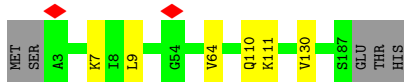
• Molecule 25: 40S ribosomal protein S6-A



• Molecule 25: 40S ribosomal protein S6-A



• Molecule 26: 40S ribosomal protein S7-A

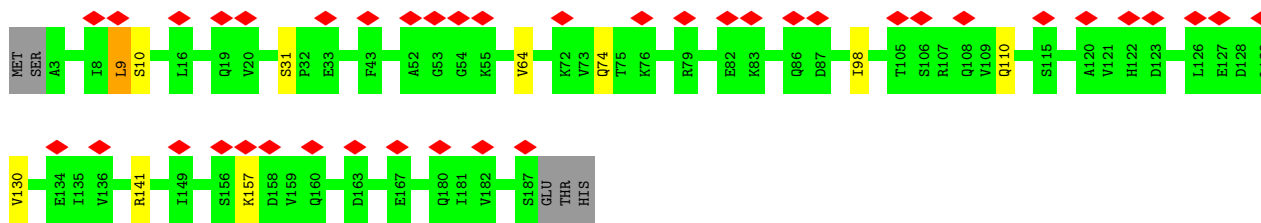


• Molecule 26: 40S ribosomal protein S7-A




• Molecule 26: 40S ribosomal protein S7-A

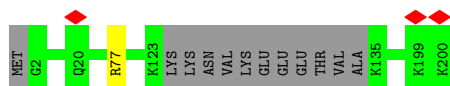




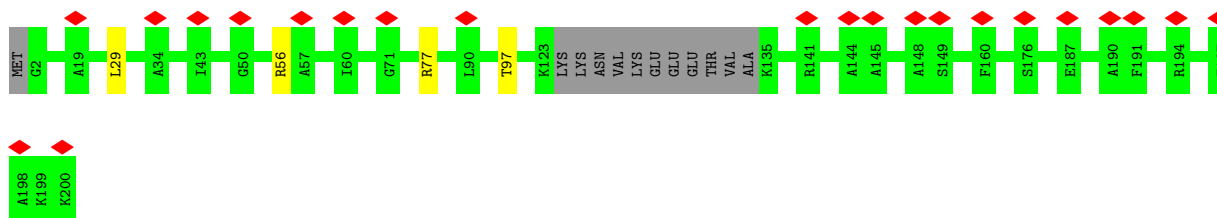
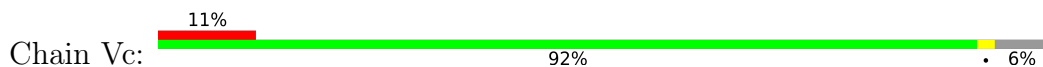
- Molecule 27: 40S ribosomal protein S8-A




- Molecule 27: 40S ribosomal protein S8-A



- Molecule 27: 40S ribosomal protein S8-A



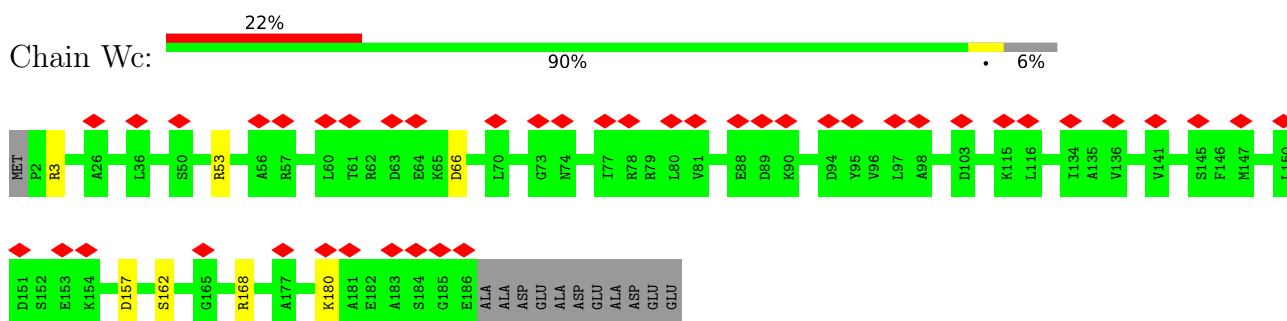
- Molecule 28: 40S ribosomal protein S9-A



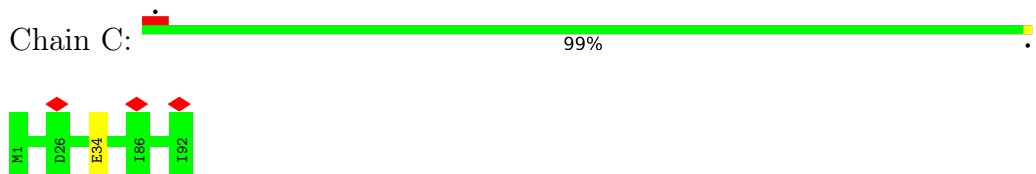
- Molecule 28: 40S ribosomal protein S9-A




- Molecule 28: 40S ribosomal protein S9-A



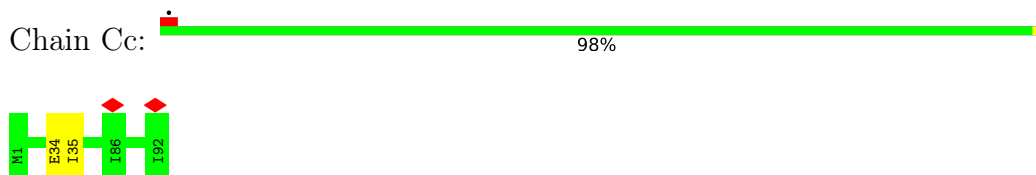
- Molecule 29: 40S ribosomal protein S10-A



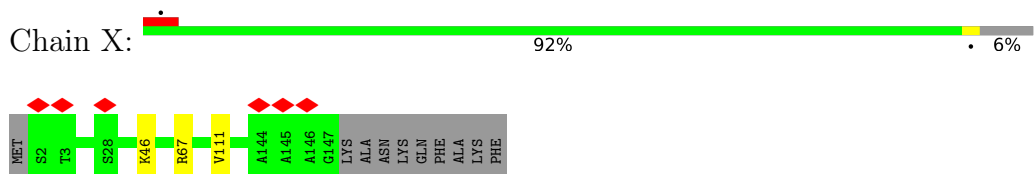
- Molecule 29: 40S ribosomal protein S10-A



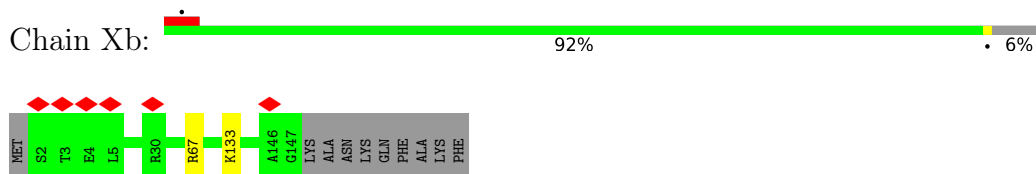
- Molecule 29: 40S ribosomal protein S10-A



- Molecule 30: 40S ribosomal protein S11-A

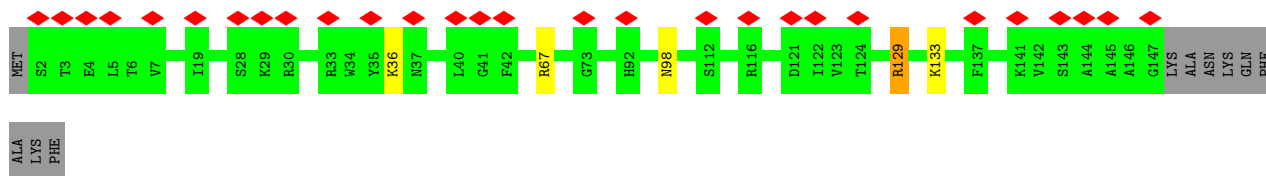


- Molecule 30: 40S ribosomal protein S11-A


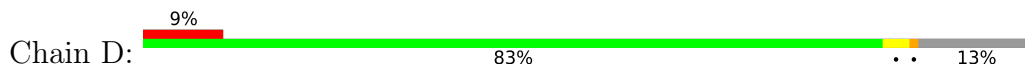


- Molecule 30: 40S ribosomal protein S11-A

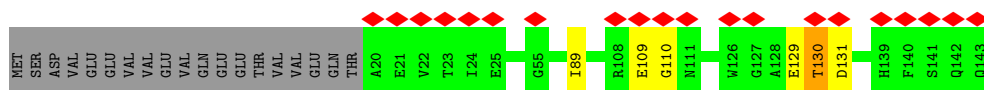
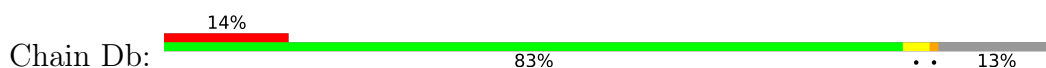




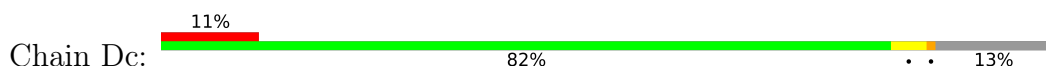
• Molecule 31: 40S ribosomal protein S12



• Molecule 31: 40S ribosomal protein S12



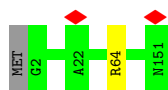
• Molecule 31: 40S ribosomal protein S12



• Molecule 32: 40S ribosomal protein S13

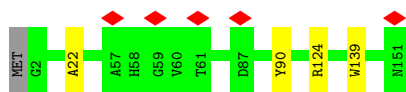


• Molecule 32: 40S ribosomal protein S13




• Molecule 32: 40S ribosomal protein S13







• Molecule 33: 40S ribosomal protein S14-A



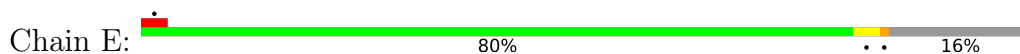
• Molecule 33: 40S ribosomal protein S14-A



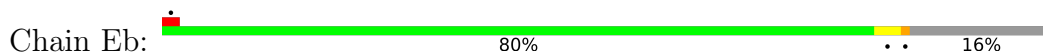
• Molecule 33: 40S ribosomal protein S14-A



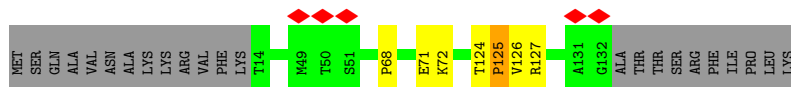
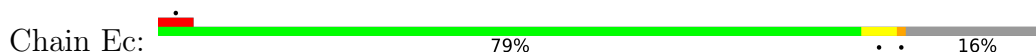
• Molecule 34: 40S ribosomal protein S15



• Molecule 34: 40S ribosomal protein S15

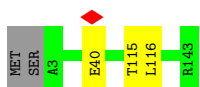


• Molecule 34: 40S ribosomal protein S15



• Molecule 35: 40S ribosomal protein S16-A

Chain F:  97%



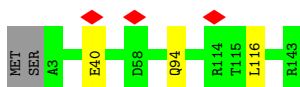
- Molecule 35: 40S ribosomal protein S16-A

Chain Fb:  97%

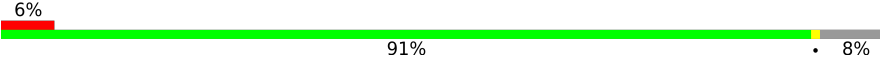


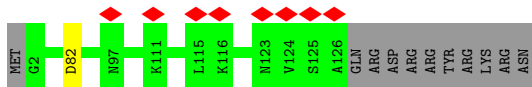
- Molecule 35: 40S ribosomal protein S16-A

Chain Fc:  97%



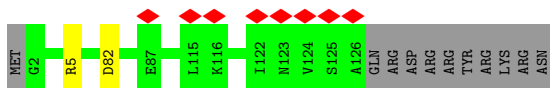
- Molecule 36: 40S ribosomal protein S17-B

Chain G:  91% 6% 8%

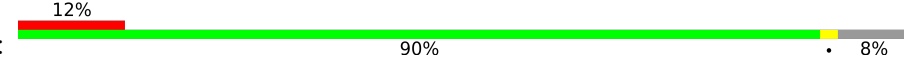


- Molecule 36: 40S ribosomal protein S17-B

Chain Gb:  90% 6% 8%



- Molecule 36: 40S ribosomal protein S17-B

Chain Gc:  90% 12% 8%

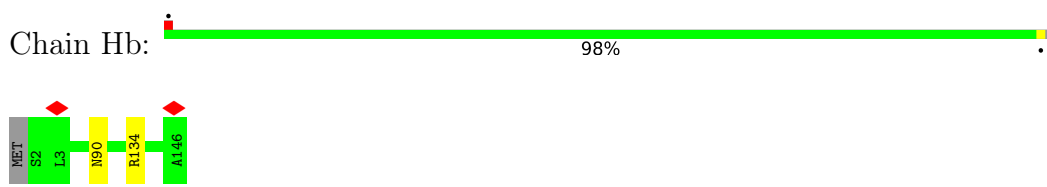


- Molecule 37: 40S ribosomal protein S18-A

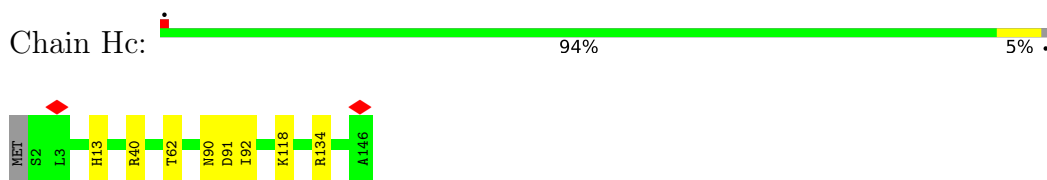
Chain H:  96%



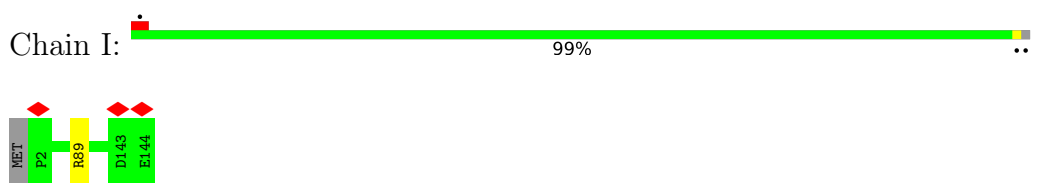
- Molecule 37: 40S ribosomal protein S18-A



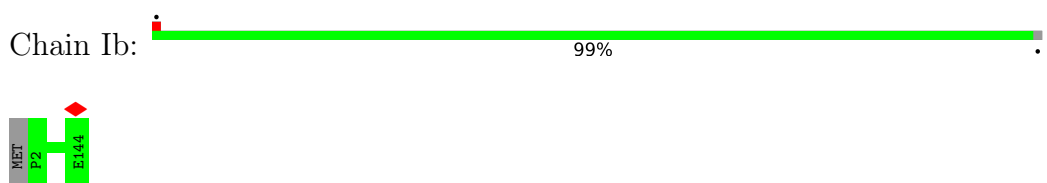
- Molecule 37: 40S ribosomal protein S18-A



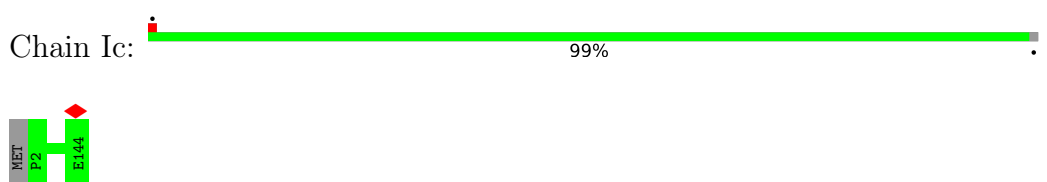
- Molecule 38: 40S ribosomal protein S19-A



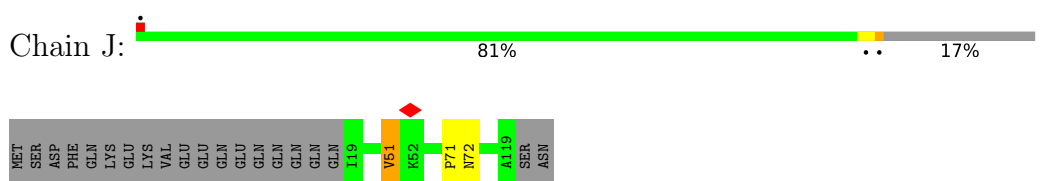
- Molecule 38: 40S ribosomal protein S19-A



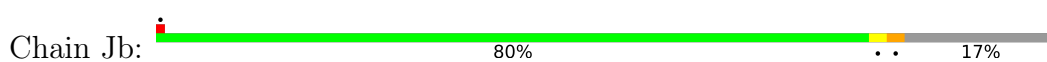
- Molecule 38: 40S ribosomal protein S19-A



- Molecule 39: 40S ribosomal protein S20

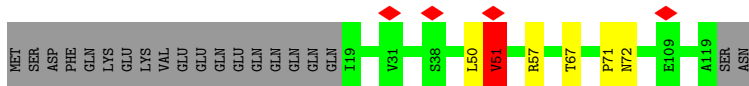
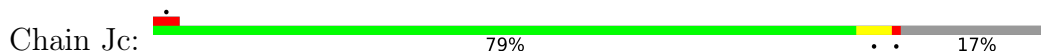


- Molecule 39: 40S ribosomal protein S20

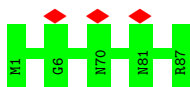




• Molecule 39: 40S ribosomal protein S20



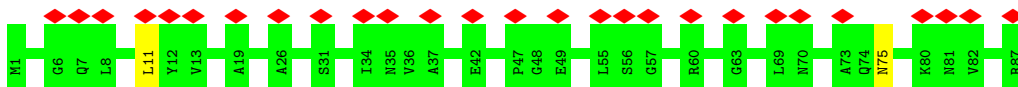
• Molecule 40: 40S ribosomal protein S21-A



• Molecule 40: 40S ribosomal protein S21-A



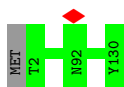
• Molecule 40: 40S ribosomal protein S21-A



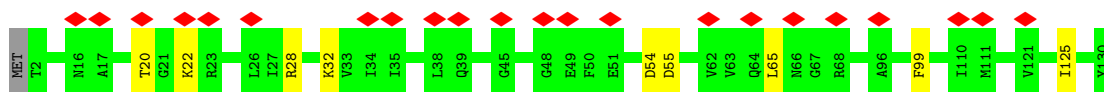
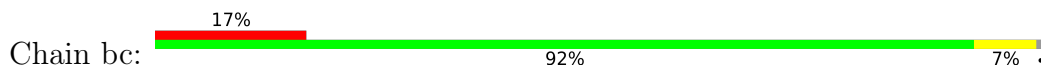
• Molecule 41: 40S ribosomal protein S22-A



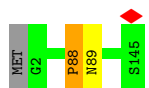
• Molecule 41: 40S ribosomal protein S22-A



• Molecule 41: 40S ribosomal protein S22-A



• Molecule 42: 40S ribosomal protein S23-A



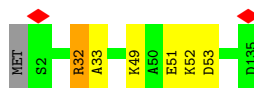
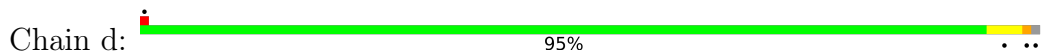
• Molecule 42: 40S ribosomal protein S23-A



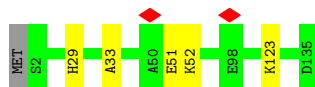
• Molecule 42: 40S ribosomal protein S23-A



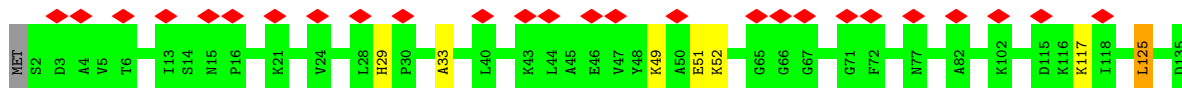
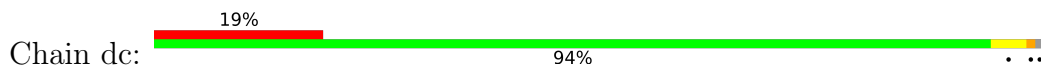
• Molecule 43: 40S ribosomal protein S24-A



• Molecule 43: 40S ribosomal protein S24-A

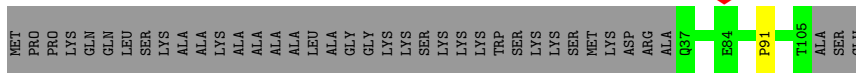


• Molecule 43: 40S ribosomal protein S24-A



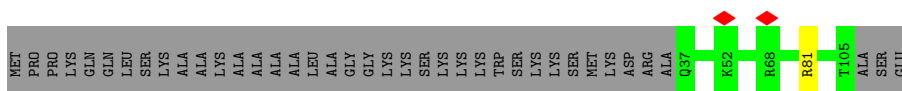
- Molecule 44: 40S ribosomal protein S25-A

Chain K:  63% 36%



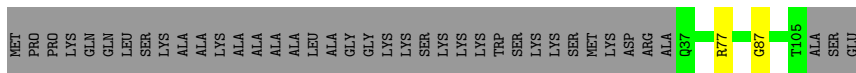
- Molecule 44: 40S ribosomal protein S25-A

Chain Kb:  63% 36%




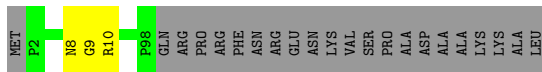
- Molecule 44: 40S ribosomal protein S25-A

Chain Kc:  62% 36%





- Molecule 45: 40S ribosomal protein S26-A

Chain e:  79% 18%




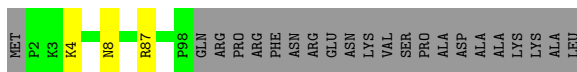
- Molecule 45: 40S ribosomal protein S26-A

Chain eb:  81% 18%

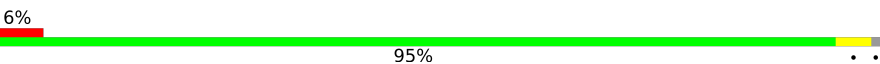


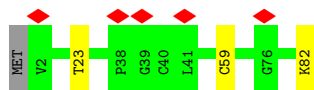
- Molecule 45: 40S ribosomal protein S26-A

Chain ec:  79% 18%



- Molecule 46: 40S ribosomal protein S27-A

Chain f:  6% 95%



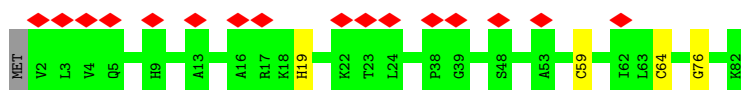
- Molecule 46: 40S ribosomal protein S27-A

Chain fb: 96%



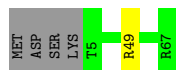
- Molecule 46: 40S ribosomal protein S27-A

Chain fc: 20% 94% 5%



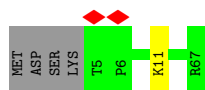
- Molecule 47: 40S ribosomal protein S28-B

Chain L: 93% 6%



- Molecule 47: 40S ribosomal protein S28-B

Chain Lb: 93% 6%



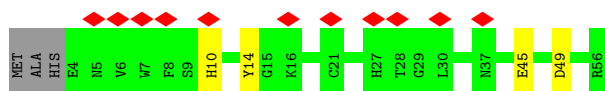
- Molecule 47: 40S ribosomal protein S28-B

Chain Lc: 94% 6%

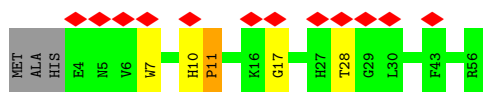
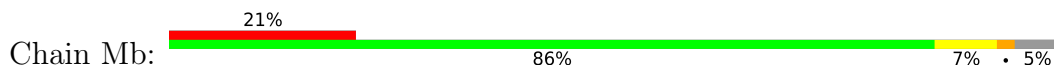


- Molecule 48: 40S ribosomal protein S29-A

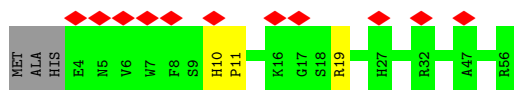
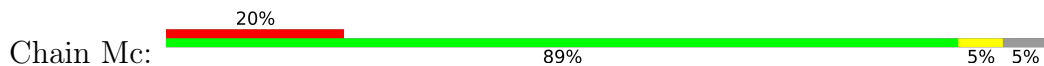
Chain M: 20% 88% 7% 5%



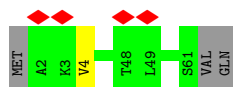
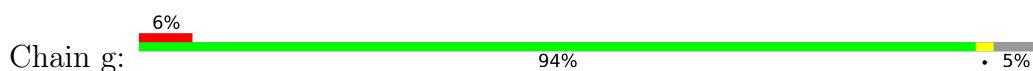
- Molecule 48: 40S ribosomal protein S29-A



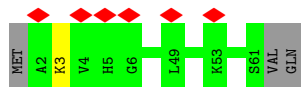
• Molecule 48: 40S ribosomal protein S29-A



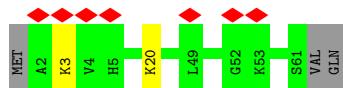
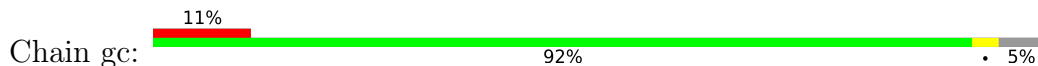
• Molecule 49: 40S ribosomal protein S30-A



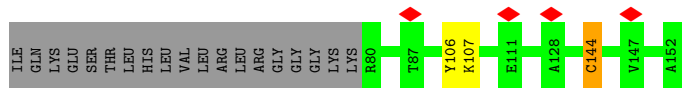
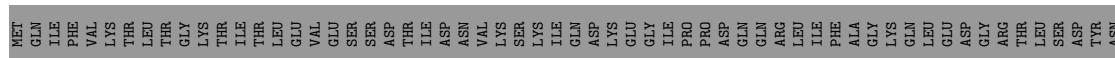
• Molecule 49: 40S ribosomal protein S30-A



• Molecule 49: 40S ribosomal protein S30-A

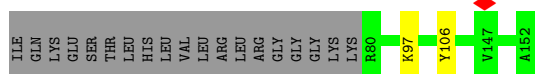
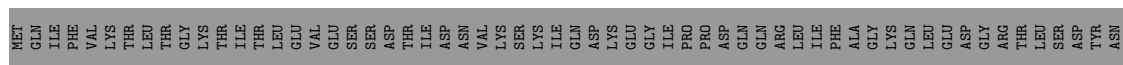


• Molecule 50: Ubiquitin-40S ribosomal protein S31

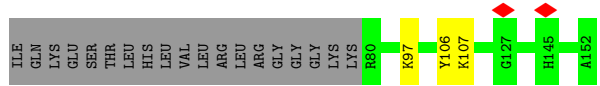
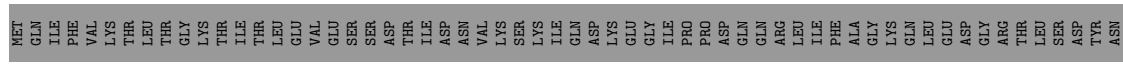


• Molecule 50: Ubiquitin-40S ribosomal protein S31

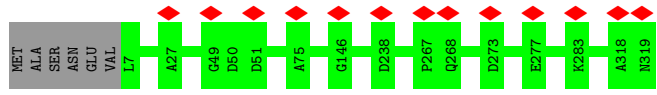




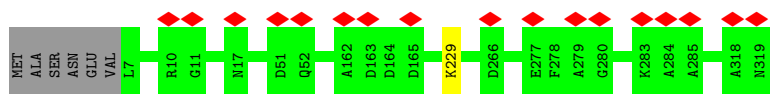
• Molecule 50: Ubiquitin-40S ribosomal protein S31



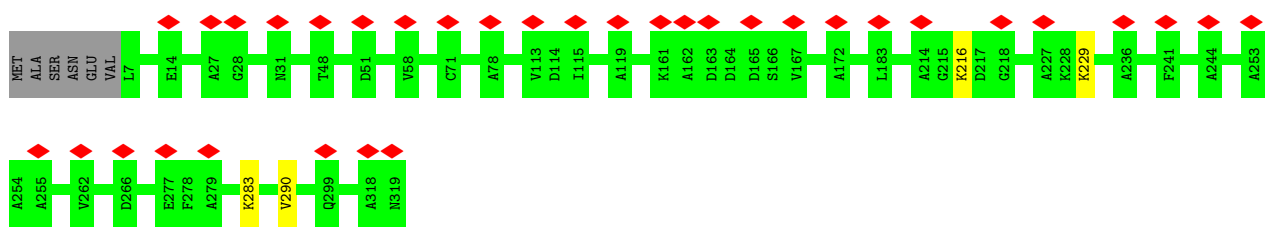
• Molecule 51: Guanine nucleotide-binding protein subunit beta-like protein



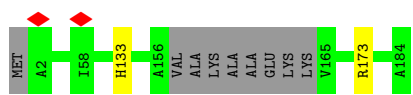
• Molecule 51: Guanine nucleotide-binding protein subunit beta-like protein



• Molecule 51: Guanine nucleotide-binding protein subunit beta-like protein




• Molecule 52: 60S ribosomal protein L17-A




- Molecule 52: 60S ribosomal protein L17-A

Chain XX:  95% • 5%



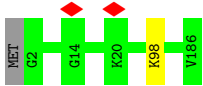
- Molecule 52: 60S ribosomal protein L17-A

Chain zX:  95% • 5%



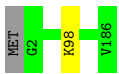
- Molecule 53: 60S ribosomal protein L18-A

Chain BB:  99% ..



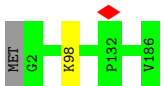
- Molecule 53: 60S ribosomal protein L18-A

Chain YB:  99% ..



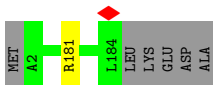
- Molecule 53: 60S ribosomal protein L18-A

Chain ZB:  99% ..



- Molecule 54: 60S ribosomal protein L19-A

Chain BF:  96% ..

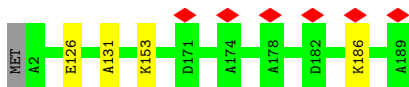


- Molecule 54: 60S ribosomal protein L19-A

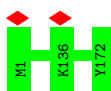
Chain YF:  98% ..



- Molecule 54: 60S ribosomal protein L19-A



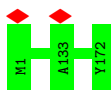
- Molecule 55: 60S ribosomal protein L20-A



- Molecule 55: 60S ribosomal protein L20-A



- Molecule 55: 60S ribosomal protein L20-A



- Molecule 56: 60S ribosomal protein L21-A

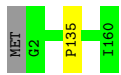


- Molecule 56: 60S ribosomal protein L21-A




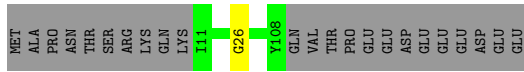
- Molecule 56: 60S ribosomal protein L21-A

Chain ZJ:  99%




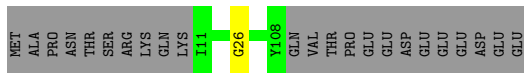
- Molecule 57: 60S ribosomal protein L22-A

Chain BL:  80%




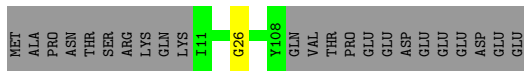
- Molecule 57: 60S ribosomal protein L22-A

Chain YL:  80%



- Molecule 57: 60S ribosomal protein L22-A

Chain ZL:  80%



- Molecule 58: 60S ribosomal protein L23-A

Chain AB:  96%



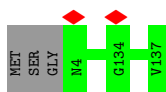
- Molecule 58: 60S ribosomal protein L23-A

Chain XB:  98%

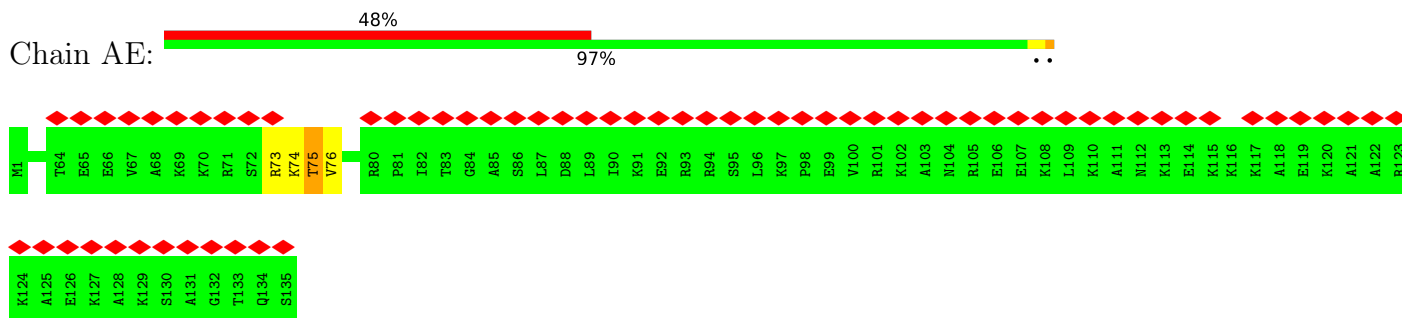


- Molecule 58: 60S ribosomal protein L23-A

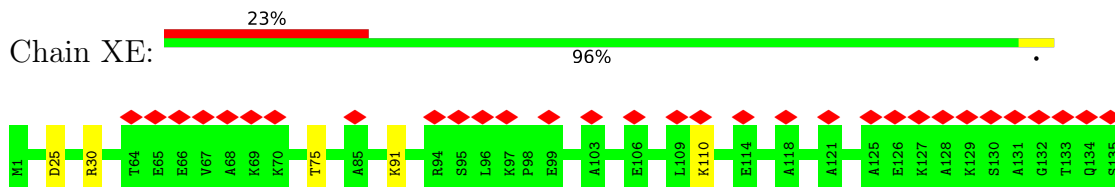
Chain zB:  98%



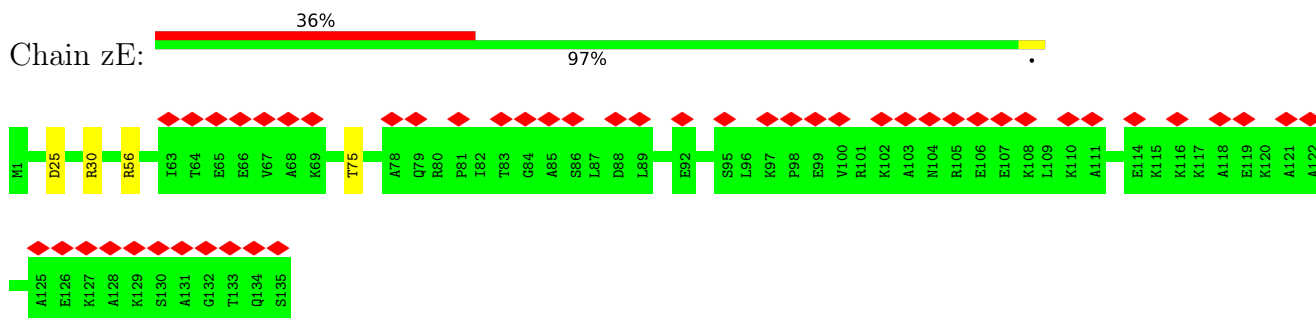
- Molecule 59: 60S ribosomal protein L24-A



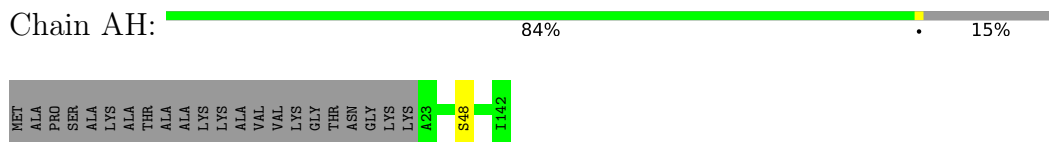
- Molecule 59: 60S ribosomal protein L24-A



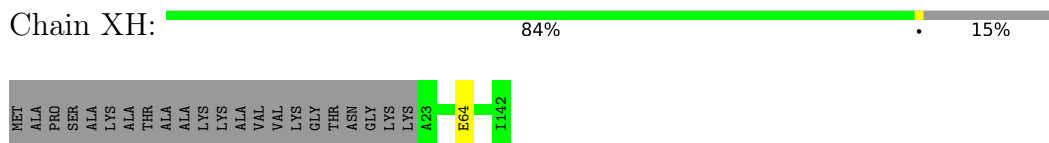
- Molecule 59: 60S ribosomal protein L24-A



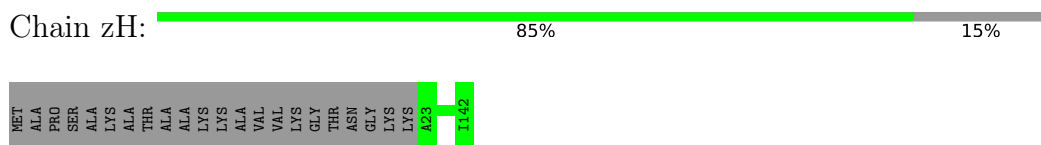
- Molecule 60: 60S ribosomal protein L25



- Molecule 60: 60S ribosomal protein L25




- Molecule 60: 60S ribosomal protein L25



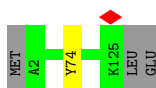
- Molecule 61: 60S ribosomal protein L26-A

Chain AK:  97% ..



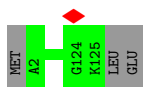
- Molecule 61: 60S ribosomal protein L26-A

Chain XK:  97% ..



- Molecule 61: 60S ribosomal protein L26-A

Chain zK:  98% .



- Molecule 62: 60S ribosomal protein L27-A

Chain AN:  99% ..



- Molecule 62: 60S ribosomal protein L27-A

Chain XN:  98% ...



- Molecule 62: 60S ribosomal protein L27-A

Chain zN:  98% ...



- Molecule 63: 60S ribosomal protein L28

Chain AR:  97% ..



- Molecule 63: 60S ribosomal protein L28

Chain XR:  97%



- Molecule 63: 60S ribosomal protein L28

Chain zR:  96%



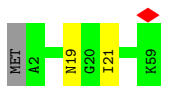
- Molecule 64: 60S ribosomal protein L29

Chain AV:  93%



- Molecule 64: 60S ribosomal protein L29

Chain XV:  95%



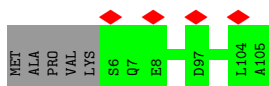
- Molecule 64: 60S ribosomal protein L29

Chain zV:  95%



- Molecule 65: 60S ribosomal protein L30

Chain AY:  95%



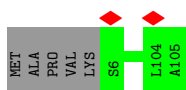
- Molecule 65: 60S ribosomal protein L30

Chain XY:  95%



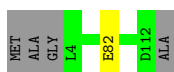
- Molecule 65: 60S ribosomal protein L30

Chain zY:  95% 5%



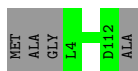
- Molecule 66: 60S ribosomal protein L31-A

Chain BC:  96% ..



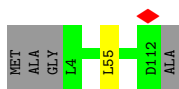
- Molecule 66: 60S ribosomal protein L31-A

Chain YC:  96% .



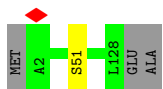
- Molecule 66: 60S ribosomal protein L31-A

Chain ZC:  96% ..



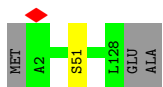
- Molecule 67: 60S ribosomal protein L32

Chain BG:  97% ..



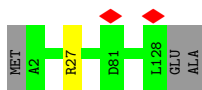
- Molecule 67: 60S ribosomal protein L32

Chain YG:  97% ..

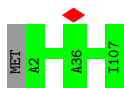


- Molecule 67: 60S ribosomal protein L32

Chain ZG:  97% ..



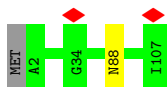
- Molecule 68: 60S ribosomal protein L33-A



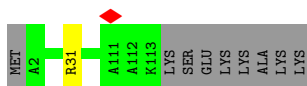
- Molecule 68: 60S ribosomal protein L33-A



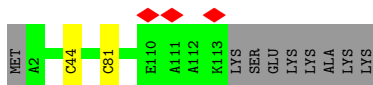
- Molecule 68: 60S ribosomal protein L33-A




- Molecule 69: 60S ribosomal protein L34-A



- Molecule 69: 60S ribosomal protein L34-A



- Molecule 69: 60S ribosomal protein L34-A



- Molecule 70: 60S ribosomal protein L35-A

Chain BP:  99%



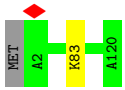
- Molecule 70: 60S ribosomal protein L35-A

Chain YP:  99%



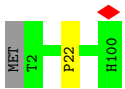
- Molecule 70: 60S ribosomal protein L35-A

Chain ZP:  98%



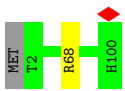
- Molecule 71: 60S ribosomal protein L36-A

Chain AC:  98%



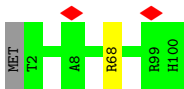
- Molecule 71: 60S ribosomal protein L36-A

Chain XC:  98%




- Molecule 71: 60S ribosomal protein L36-A

Chain zC:  98%



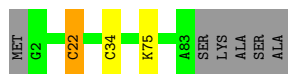
- Molecule 72: 60S ribosomal protein L37-A

Chain AF:  91%



- Molecule 72: 60S ribosomal protein L37-A

Chain XF:  90% .. 7%



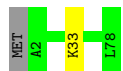
- Molecule 72: 60S ribosomal protein L37-A

Chain zF:  91% .. 7%



- Molecule 73: 60S ribosomal protein L38

Chain AI:  97% ..



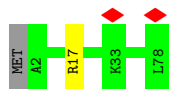
- Molecule 73: 60S ribosomal protein L38

Chain XI:  96% ..



- Molecule 73: 60S ribosomal protein L38

Chain zI:  97% ..



- Molecule 74: 60S ribosomal protein L39

Chain AL:  98% ..



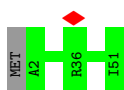
- Molecule 74: 60S ribosomal protein L39

Chain XL:  96% ..




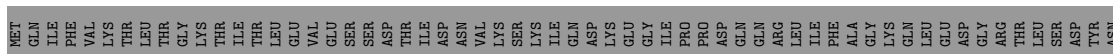
- Molecule 74: 60S ribosomal protein L39

Chain zL:  98%



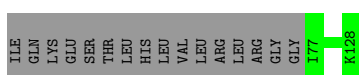
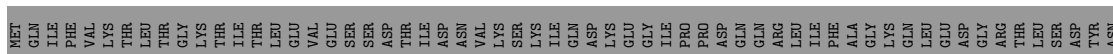
- Molecule 75: Ubiquitin-60S ribosomal protein L40

Chain AO:  40%




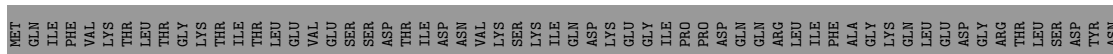
- Molecule 75: Ubiquitin-60S ribosomal protein L40

Chain XO:  41%



- Molecule 75: Ubiquitin-60S ribosomal protein L40

Chain zO:  40%



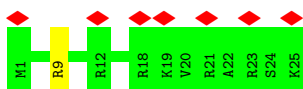
- Molecule 76: 60S ribosomal protein L41-B

Chain AS:  100%

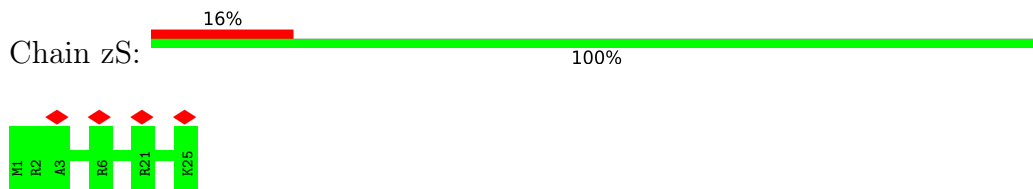
There are no outlier residues recorded for this chain.

- Molecule 76: 60S ribosomal protein L41-B

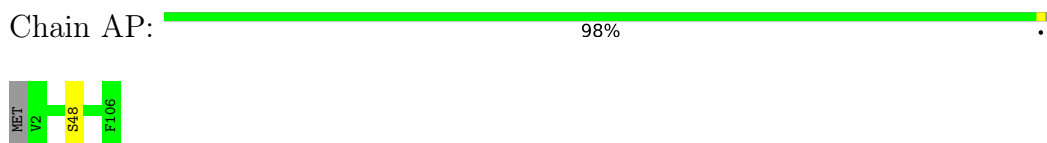
Chain XS:  28%



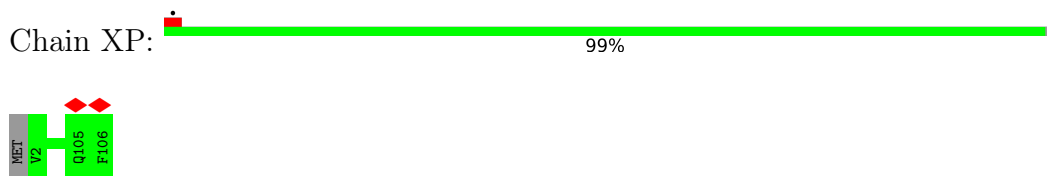
- Molecule 76: 60S ribosomal protein L41-B



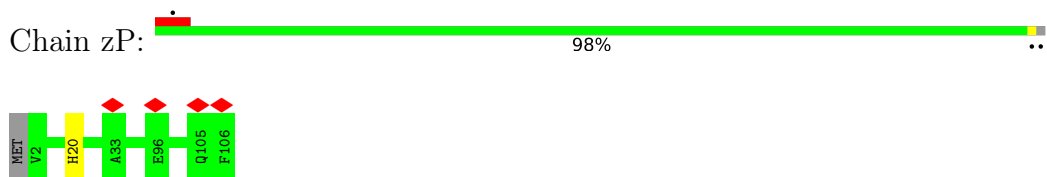
- Molecule 77: 60S ribosomal protein L42-A



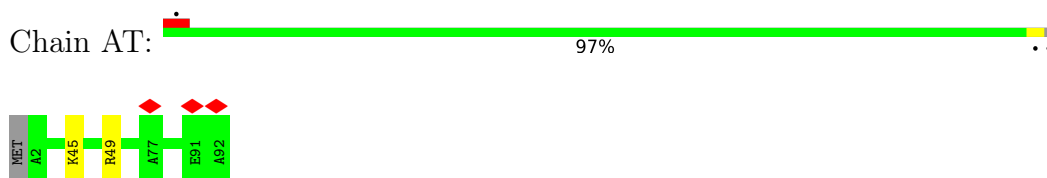
- Molecule 77: 60S ribosomal protein L42-A



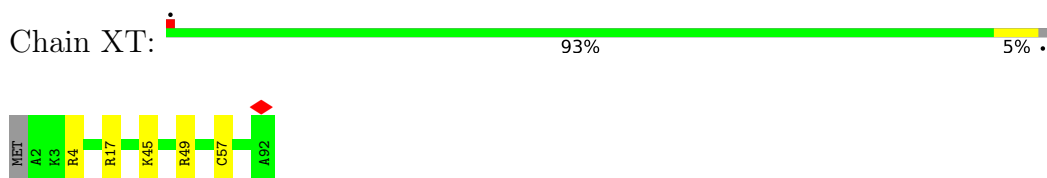
- Molecule 77: 60S ribosomal protein L42-A



- Molecule 78: 60S ribosomal protein L43-A



- Molecule 78: 60S ribosomal protein L43-A

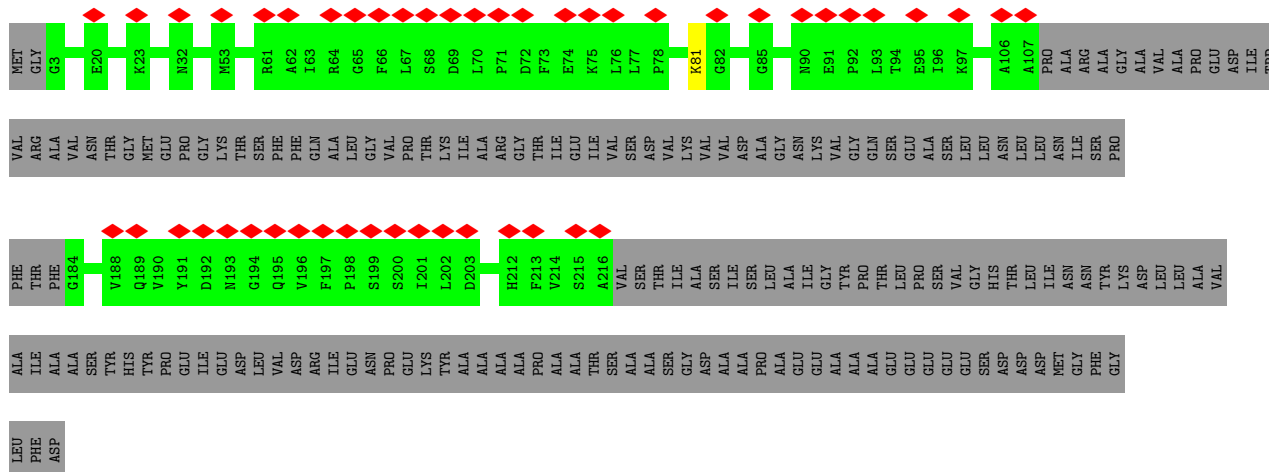


- Molecule 78: 60S ribosomal protein L43-A

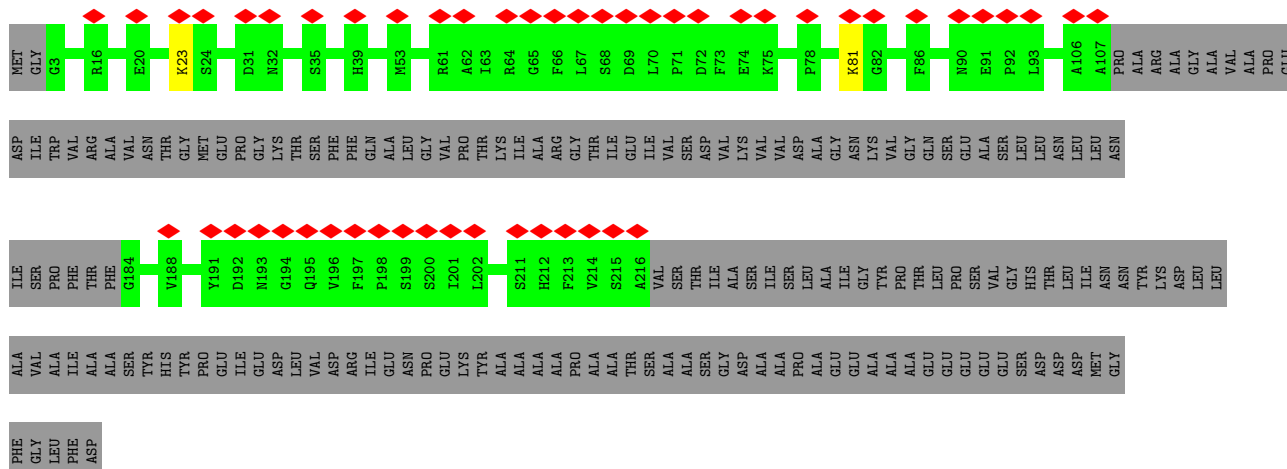




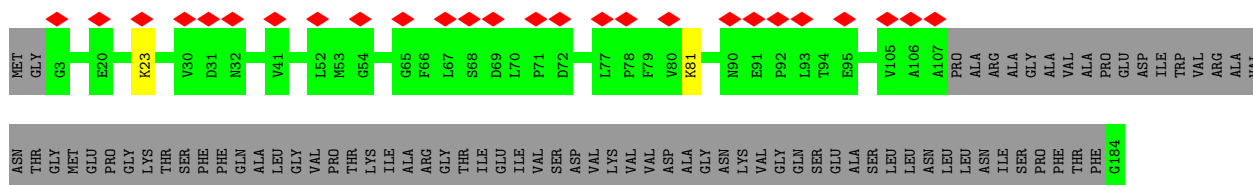
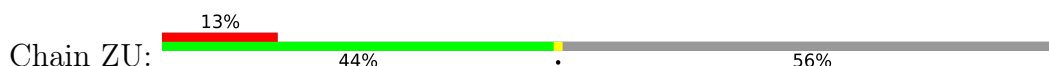
• Molecule 79: 60S acidic ribosomal protein P0

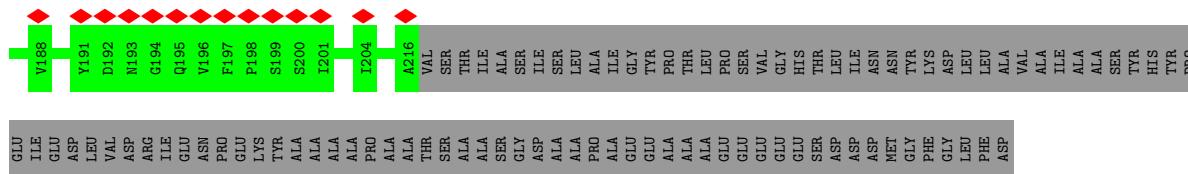


• Molecule 79: 60S acidic ribosomal protein P0



• Molecule 79: 60S acidic ribosomal protein P0





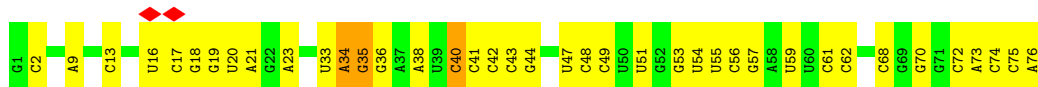
• Molecule 80: tRNA (P/P)



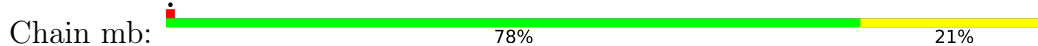
• Molecule 81: tRNA (A/P)



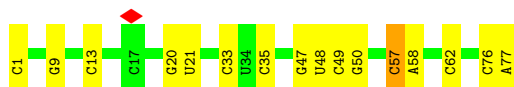
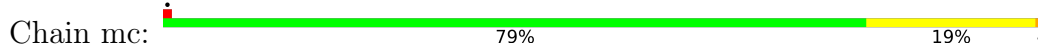
• Molecule 81: tRNA (A/P)



• Molecule 82: tRNA (P/E)



• Molecule 82: tRNA (P/E)



4 Experimental information

Property	Value	Source
EM reconstruction method	SINGLE PARTICLE	Depositor
Imposed symmetry	POINT, Not provided	
Number of particles used	69054	Depositor
Resolution determination method	FSC 0.143 CUT-OFF	Depositor
CTF correction method	PHASE FLIPPING AND AMPLITUDE CORRECTION	Depositor
Microscope	FEI TITAN KRIOS	Depositor
Voltage (kV)	300	Depositor
Electron dose ($e^-/\text{\AA}^2$)	25	Depositor
Minimum defocus (nm)	Not provided	
Maximum defocus (nm)	Not provided	
Magnification	Not provided	
Image detector	FEI FALCON II (4k x 4k)	Depositor
Maximum map value	0.367	Depositor
Minimum map value	-0.023	Depositor
Average map value	0.003	Depositor
Map value standard deviation	0.015	Depositor
Recommended contour level	0.02	Depositor
Map size (Å)	542.0, 542.0, 542.0	wwPDB
Map dimensions	500, 500, 500	wwPDB
Map angles (°)	90.0, 90.0, 90.0	wwPDB
Pixel spacing (Å)	1.084, 1.084, 1.084	Depositor

5 Model quality i

5.1 Standard geometry i

The Z score for a bond length (or angle) is the number of standard deviations the observed value is removed from the expected value. A bond length (or angle) with $|Z| > 5$ is considered an outlier worth inspection. RMSZ is the root-mean-square of all Z scores of the bond lengths (or angles).

Mol	Chain	Bond lengths		Bond angles	
		RMSZ	# Z >5	RMSZ	# Z >5
1	BQ	1.23	59/74873 (0.1%)	1.27	372/116727 (0.3%)
1	YQ	1.33	83/74873 (0.1%)	1.28	424/116727 (0.4%)
1	ZQ	1.38	136/74873 (0.2%)	1.34	534/116727 (0.5%)
2	BR	1.00	0/2883	1.19	9/4491 (0.2%)
2	YR	1.11	0/2883	1.21	8/4491 (0.2%)
2	ZR	1.12	0/2883	1.20	14/4491 (0.3%)
3	BS	1.28	1/3724 (0.0%)	1.28	20/5798 (0.3%)
3	YS	1.38	4/3724 (0.1%)	1.32	30/5798 (0.5%)
3	ZS	1.40	7/3724 (0.2%)	1.31	27/5798 (0.5%)
4	AW	0.76	0/1946	0.69	0/2614
4	XW	0.83	0/1946	0.74	1/2614 (0.0%)
4	zW	0.79	0/1946	0.74	0/2614
5	BA	0.74	0/3146	0.64	0/4228
5	YA	0.76	0/3146	0.65	0/4228
5	ZA	0.76	0/3146	0.70	1/4228 (0.0%)
6	BE	0.71	0/2800	0.64	0/3790
6	YE	0.76	0/2800	0.64	0/3790
6	ZE	0.79	0/2800	0.66	0/3790
7	BI	0.51	0/2408	0.57	0/3248
7	YI	0.59	0/2408	0.59	0/3248
7	ZI	0.61	0/2408	0.62	0/3248
8	BM	0.56	0/1269	0.61	1/1705 (0.1%)
8	YM	0.59	1/1269 (0.1%)	0.58	0/1705
8	ZM	0.57	0/1269	0.73	1/1705 (0.1%)
9	BO	0.69	0/1828	0.61	0/2461
9	YO	0.74	0/1828	0.63	1/2461 (0.0%)
9	ZO	0.80	0/1828	0.68	0/2461
10	AA	0.61	0/1795	0.58	0/2429
10	XA	0.71	0/1795	0.59	0/2429
10	zA	0.66	0/1795	0.61	0/2429
11	AD	0.56	0/1531	0.59	0/2062
11	XD	0.64	0/1531	0.57	0/2062
11	zD	0.66	0/1531	0.64	0/2062
12	BD	0.62	0/1732	0.61	0/2323

Mol	Chain	Bond lengths		Bond angles	
		RMSZ	# Z >5	RMSZ	# Z >5
12	YD	0.71	1/1732 (0.1%)	0.62	0/2323
12	ZD	0.73	1/1732 (0.1%)	0.64	0/2323
13	AG	0.45	0/1374	0.68	0/1842
13	XG	0.51	0/1374	0.61	0/1842
13	zG	0.57	0/1374	0.67	0/1842
14	AJ	0.61	0/1573	0.70	0/2113
14	XJ	0.75	1/1573 (0.1%)	0.75	0/2113
14	zJ	0.75	1/1573 (0.1%)	0.74	0/2113
15	AM	0.58	0/1074	0.58	0/1446
15	XM	0.64	0/1074	0.61	0/1446
15	zM	0.66	1/1074 (0.1%)	0.71	0/1446
16	AQ	0.80	0/1757	0.68	0/2354
16	XQ	0.94	0/1757	0.73	0/2354
16	zQ	0.93	0/1757	0.74	0/2354
17	AU	0.73	0/1585	0.63	0/2128
17	XU	0.81	0/1585	0.66	0/2128
17	zU	0.81	0/1585	0.69	0/2128
18	2	1.12	13/41891 (0.0%)	1.20	151/65273 (0.2%)
18	2b	0.97	5/41891 (0.0%)	1.16	122/65273 (0.2%)
18	2c	1.07	34/41891 (0.1%)	1.45	633/65273 (1.0%)
19	P	0.53	0/1623	0.60	0/2222
19	Pb	0.49	0/1623	0.58	0/2222
19	Pc	0.45	0/1623	0.72	0/2222
20	Q	0.51	0/1748	0.57	0/2352
20	Qb	0.52	0/1748	0.60	0/2352
20	Qc	0.59	0/1748	0.68	0/2352
21	R	0.64	1/1665 (0.1%)	0.59	0/2263
21	Rb	0.60	0/1665	0.60	0/2263
21	Rc	0.60	0/1665	0.78	1/2263 (0.0%)
22	A	0.49	0/1759	0.58	0/2368
22	Ab	0.47	0/1759	0.58	0/2368
22	Ac	0.45	0/1759	0.63	0/2368
23	S	0.62	0/2109	0.62	0/2839
23	Sb	0.49	0/2109	0.59	0/2839
23	Sc	0.52	1/2109 (0.0%)	0.78	3/2839 (0.1%)
24	B	0.50	0/1629	0.58	0/2202
24	Bb	0.49	0/1629	0.61	1/2202 (0.0%)
24	Bc	0.50	0/1629	0.64	1/2202 (0.0%)
25	T	0.48	0/1779	0.63	1/2379 (0.0%)
25	Tb	0.41	0/1779	0.62	0/2379
25	Tc	0.51	1/1779 (0.1%)	0.81	5/2379 (0.2%)
26	U	0.51	0/1511	0.59	0/2036
26	Ub	0.46	0/1511	0.59	0/2036

Mol	Chain	Bond lengths		Bond angles	
		RMSZ	# Z >5	RMSZ	# Z >5
26	Uc	0.48	0/1511	0.73	2/2036 (0.1%)
27	V	0.66	0/1514	0.63	0/2021
27	Vb	0.49	0/1514	0.59	0/2021
27	Vc	0.48	0/1514	0.71	1/2021 (0.0%)
28	W	0.57	0/1519	0.64	0/2035
28	Wb	0.47	0/1519	0.59	0/2035
28	Wc	0.51	0/1519	0.73	1/2035 (0.0%)
29	C	0.43	0/757	0.57	0/1022
29	Cb	0.47	0/757	0.51	0/1022
29	Cc	0.47	0/757	0.64	0/1022
30	X	0.80	1/1194 (0.1%)	0.64	0/1610
30	Xb	0.60	0/1194	0.63	0/1610
30	Xc	0.58	0/1194	0.76	0/1610
31	D	0.33	0/898	0.58	0/1220
31	Db	0.32	0/898	0.57	0/1220
31	Dc	0.31	0/898	0.60	0/1220
32	Y	0.71	0/1215	0.60	0/1638
32	Yb	0.58	0/1215	0.56	0/1638
32	Yc	0.57	0/1215	0.71	2/1638 (0.1%)
33	Z	0.61	0/960	0.66	0/1290
33	Zb	0.63	0/960	0.77	2/1290 (0.2%)
33	Zc	0.67	0/960	0.76	1/1290 (0.1%)
34	E	0.42	0/959	0.59	0/1288
34	Eb	0.46	0/959	0.60	0/1288
34	Ec	0.53	0/959	0.65	0/1288
35	F	0.55	0/1125	0.59	0/1510
35	Fb	0.54	0/1125	0.62	0/1510
35	Fc	0.56	0/1125	0.67	0/1510
36	G	0.47	0/1010	0.60	0/1355
36	Gb	0.46	0/1010	0.60	0/1355
36	Gc	0.46	0/1010	0.67	0/1355
37	H	0.41	0/1211	0.60	0/1628
37	Hb	0.43	0/1211	0.60	0/1628
37	Hc	0.48	0/1211	0.63	0/1628
38	I	0.47	0/1130	0.56	0/1517
38	Ib	0.48	0/1130	0.59	0/1517
38	Ic	0.55	0/1130	0.63	0/1517
39	J	0.50	0/815	0.59	0/1102
39	Jb	0.48	0/815	0.61	0/1102
39	Jc	0.49	0/815	0.67	0/1102
40	a	0.61	0/693	0.65	0/935
40	ab	0.54	0/693	0.68	0/935
40	ac	0.52	0/693	0.81	0/935

Mol	Chain	Bond lengths		Bond angles	
		RMSZ	# Z >5	RMSZ	# Z >5
41	b	0.74	0/1038	0.64	0/1395
41	bb	0.68	0/1038	0.63	0/1395
41	bc	0.64	0/1038	0.91	1/1395 (0.1%)
42	c	0.63	0/1139	0.63	0/1518
42	cb	0.62	0/1139	0.64	0/1518
42	cc	0.72	1/1139 (0.1%)	0.75	0/1518
43	d	0.56	0/1087	0.65	0/1449
43	db	0.44	0/1087	0.60	0/1449
43	dc	0.47	0/1087	0.77	1/1449 (0.1%)
44	K	0.42	0/566	0.52	0/761
44	Kb	0.46	0/566	0.57	0/761
44	Kc	0.47	0/566	0.62	1/761 (0.1%)
45	e	0.64	0/782	0.71	0/1047
45	eb	0.64	0/782	0.69	0/1047
45	ec	0.74	0/782	0.81	2/1047 (0.2%)
46	f	0.62	0/620	0.65	0/838
46	fb	0.49	0/620	0.61	0/838
46	fc	0.50	0/620	0.79	0/838
47	L	0.63	1/499 (0.2%)	0.74	0/670
47	Lb	0.49	0/499	0.71	0/670
47	Lc	0.49	0/499	0.73	0/670
48	M	0.49	0/452	0.81	0/600
48	Mb	0.69	0/452	0.98	0/600
48	Mc	0.65	0/452	0.93	0/600
49	g	0.48	0/483	0.59	0/643
49	gb	0.47	0/483	0.62	0/643
49	gc	0.51	0/483	0.66	0/643
50	N	0.43	0/567	0.64	0/764
50	Nb	0.38	0/567	0.62	0/764
50	Nc	0.35	0/567	0.63	0/764
51	O	0.37	0/2456	0.55	0/3343
51	Ob	0.37	0/2456	0.55	0/3343
51	Oc	0.41	0/2456	0.63	0/3343
52	AX	0.75	0/1400	0.65	0/1882
52	XX	0.81	0/1400	0.67	0/1882
52	zX	0.81	0/1400	0.76	0/1882
53	BB	0.67	0/1465	0.67	0/1965
53	YB	0.71	0/1465	0.68	0/1965
53	ZB	0.72	0/1465	0.71	0/1965
54	BF	0.66	0/1499	0.66	0/1998
54	YF	0.71	0/1539	0.64	0/2050
54	ZF	0.71	0/1539	0.69	0/2050
55	BH	0.66	0/1481	0.64	0/1990

Mol	Chain	Bond lengths		Bond angles	
		RMSZ	# Z >5	RMSZ	# Z >5
55	YH	0.76	0/1481	0.63	0/1990
55	ZH	0.78	0/1481	0.67	0/1990
56	BJ	0.65	0/1300	0.62	0/1743
56	YJ	0.73	0/1300	0.63	0/1743
56	ZJ	0.75	0/1300	0.68	0/1743
57	BL	0.54	0/794	0.55	0/1076
57	YL	0.61	0/794	0.57	0/1076
57	ZL	0.61	0/794	0.59	0/1076
58	AB	0.69	0/1008	0.62	0/1356
58	XB	0.74	0/1008	0.68	0/1356
58	zB	0.75	0/1008	0.67	0/1356
59	AE	0.56	0/1099	0.63	0/1454
59	XE	0.61	0/1103	0.61	0/1458
59	zE	0.59	0/1103	0.68	1/1458 (0.1%)
60	AH	0.71	0/974	0.59	0/1314
60	XH	0.76	0/974	0.64	0/1314
60	zH	0.77	0/974	0.63	0/1314
61	AK	0.69	1/987 (0.1%)	0.63	0/1318
61	XK	0.74	0/987	0.72	1/1318 (0.1%)
61	zK	0.71	0/987	0.66	0/1318
62	AN	0.65	0/1118	0.59	0/1497
62	XN	0.77	0/1118	0.62	0/1497
62	zN	0.72	0/1118	0.63	0/1497
63	AR	0.70	0/1204	0.66	0/1612
63	XR	0.78	0/1204	0.70	2/1612 (0.1%)
63	zR	0.84	0/1204	0.77	2/1612 (0.1%)
64	AV	0.55	0/473	0.63	0/629
64	XV	0.60	0/473	0.61	0/629
64	zV	0.61	0/473	0.71	0/629
65	AY	0.70	0/775	0.62	0/1040
65	XY	0.71	0/775	0.54	0/1040
65	zY	0.67	0/775	0.59	0/1040
66	BC	0.70	0/897	0.63	0/1205
66	YC	0.81	0/897	0.66	0/1205
66	ZC	0.74	0/897	0.66	0/1205
67	BG	0.73	1/1041 (0.1%)	0.66	0/1394
67	YG	0.74	1/1041 (0.1%)	0.62	0/1394
67	ZG	0.75	0/1041	0.70	1/1394 (0.1%)
68	BK	0.81	0/868	0.64	0/1168
68	YK	0.87	0/868	0.67	0/1168
68	ZK	0.85	0/868	0.70	0/1168
69	BN	0.73	0/890	0.69	1/1189 (0.1%)
69	YN	0.82	0/890	0.64	0/1189

Mol	Chain	Bond lengths		Bond angles	
		RMSZ	# Z >5	RMSZ	# Z >5
69	ZN	0.83	0/890	0.68	0/1189
70	BP	0.62	0/974	0.58	0/1297
70	YP	0.69	0/974	0.59	0/1297
70	ZP	0.72	0/974	0.67	0/1297
71	AC	0.61	1/777 (0.1%)	0.61	0/1033
71	XC	0.61	0/777	0.66	0/1033
71	zC	0.63	0/777	0.69	0/1033
72	AF	0.79	0/665	0.74	1/882 (0.1%)
72	XF	0.97	2/665 (0.3%)	0.72	0/882
72	zF	0.96	1/665 (0.2%)	0.81	1/882 (0.1%)
73	AI	0.58	0/614	0.60	0/822
73	XI	0.64	0/614	0.62	0/822
73	zI	0.64	0/614	0.67	0/822
74	AL	0.78	0/443	0.67	0/588
74	XL	0.81	1/443 (0.2%)	0.67	0/588
74	zL	0.80	0/443	0.70	0/588
75	AO	0.55	0/423	0.71	0/562
75	XO	0.62	0/423	0.66	0/562
75	zO	0.64	0/423	0.68	0/562
76	AS	0.41	0/234	0.70	0/300
76	XS	0.43	0/234	0.67	0/300
76	zS	0.49	0/234	0.76	0/300
77	AP	0.63	0/860	0.65	0/1136
77	XP	0.71	0/860	0.66	0/1136
77	zP	0.76	0/860	0.67	0/1136
78	AT	0.81	1/701 (0.1%)	0.67	0/934
78	XT	0.89	1/701 (0.1%)	0.69	2/934 (0.2%)
78	zT	0.90	1/701 (0.1%)	0.74	0/934
79	BU	0.31	0/1067	0.53	0/1439
79	YU	0.30	0/1067	0.51	0/1439
79	ZU	0.31	0/1067	0.55	0/1439
80	n	0.77	0/1811	1.14	3/2821 (0.1%)
81	nb	0.52	0/1810	1.03	4/2821 (0.1%)
81	nc	0.60	0/1810	1.17	10/2821 (0.4%)
82	mb	0.70	1/1836 (0.1%)	1.00	4/2859 (0.1%)
82	mc	0.79	1/1836 (0.1%)	1.01	4/2859 (0.1%)
All	All	1.02	367/650387 (0.1%)	1.09	2412/955438 (0.3%)

Chiral center outliers are detected by calculating the chiral volume of a chiral center and verifying if the center is modelled as a planar moiety or with the opposite hand. A planarity outlier is detected by checking planarity of atoms in a peptide group, atoms in a mainchain group or atoms of a sidechain that are expected to be planar.

Mol	Chain	#Chirality outliers	#Planarity outliers
4	AW	0	1
4	XW	0	2
4	zW	0	1
5	ZA	0	2
6	BE	0	1
6	YE	0	1
7	BI	0	1
13	AG	0	4
13	XG	0	2
13	zG	0	2
14	AJ	0	5
14	XJ	0	4
14	zJ	0	4
15	zM	0	1
16	AQ	0	1
16	XQ	0	1
16	zQ	0	1
19	P	0	1
19	Pb	0	1
19	Pc	0	4
21	R	0	3
21	Rb	0	1
21	Rc	0	2
22	A	0	1
23	S	0	1
23	Sb	0	1
23	Sc	0	4
24	B	0	1
24	Bb	0	2
24	Bc	0	1
25	T	0	2
25	Tb	0	1
25	Tc	0	2
26	U	0	4
26	Ub	0	5
26	Uc	0	5
27	V	0	1
29	Cb	0	1
30	Xc	0	1
31	D	0	3
31	Db	0	3
31	Dc	0	2
32	Y	0	1

Continued on next page...

Continued from previous page...

Mol	Chain	#Chirality outliers	#Planarity outliers
32	Yc	0	1
34	E	0	2
34	Eb	0	3
34	Ec	0	3
35	F	0	2
35	Fb	0	2
35	Fc	0	1
36	Gc	0	1
37	H	0	1
37	Hb	0	2
37	Hc	0	3
39	J	0	1
39	Jb	0	3
39	Jc	0	2
41	bc	0	3
42	c	0	1
42	cc	0	2
43	d	0	3
43	db	0	3
43	dc	0	4
44	Kc	0	1
45	e	0	2
45	eb	0	1
45	ec	0	1
48	M	0	2
48	Mb	0	4
48	Mc	0	2
49	g	0	1
49	gb	0	1
49	gc	0	1
50	N	0	2
50	Nb	0	2
50	Nc	0	2
53	BB	0	1
53	YB	0	1
53	ZB	0	1
57	BL	0	1
57	YL	0	1
57	ZL	0	1
58	AB	0	1
59	AE	0	3
59	XE	0	1

Continued on next page...

Continued from previous page...

Mol	Chain	#Chirality outliers	#Planarity outliers
59	zE	0	2
60	XH	0	1
62	AN	0	1
62	XN	0	1
62	zN	0	1
63	AR	0	1
63	XR	0	1
63	zR	0	1
64	AV	0	2
64	XV	0	2
64	zV	0	2
70	ZP	0	1
78	AT	0	1
78	XT	0	1
All	All	0	182

All (367) bond length outliers are listed below:

Mol	Chain	Res	Type	Atoms	Z	Observed(Å)	Ideal(Å)
18	2	74	U	C2-N3	40.22	1.66	1.37
18	2	74	U	N1-C2	32.77	1.68	1.38
18	2	74	U	N1-C6	31.91	1.66	1.38
18	2	74	U	N3-C4	30.82	1.66	1.38
18	2	74	U	C4-C5	27.17	1.68	1.43
18	2	74	U	C5-C6	26.87	1.58	1.34
82	mc	1	C	OP3-P	-10.83	1.48	1.61
82	mb	1	C	OP3-P	-10.62	1.48	1.61
30	X	111	VAL	C-N	-9.61	1.11	1.34
12	ZD	120	GLY	C-N	-8.86	1.13	1.34
1	ZQ	1433	A	N7-C5	-8.65	1.34	1.39
14	XJ	25	HIS	CA-CB	-8.00	1.36	1.53
1	ZQ	2338	C	N1-C6	-7.94	1.32	1.37
1	YQ	346	C	N1-C6	-7.65	1.32	1.37
1	ZQ	911	C	N1-C6	-7.55	1.32	1.37
1	BQ	346	C	N1-C6	-7.48	1.32	1.37
18	2	1783	C	N1-C6	-7.47	1.32	1.37
1	ZQ	804	C	N1-C6	-7.38	1.32	1.37
1	ZQ	2813	A	N9-C4	-7.37	1.33	1.37
47	L	49	ARG	CZ-NH2	7.36	1.42	1.33
18	2c	425	A	C6-N6	-7.29	1.28	1.33
1	YQ	1792	C	N1-C6	-7.29	1.32	1.37
12	YD	120	GLY	C-N	-7.28	1.17	1.34

Continued on next page...

Continued from previous page...

Mol	Chain	Res	Type	Atoms	Z	Observed(Å)	Ideal(Å)
67	YG	51	SER	C-N	-7.24	1.17	1.34
1	BQ	3305	A	N9-C4	-7.18	1.33	1.37
1	YQ	911	C	N1-C6	-7.06	1.32	1.37
1	ZQ	2333	C	N1-C6	-6.98	1.32	1.37
1	ZQ	2293	C	N1-C6	-6.95	1.32	1.37
1	BQ	2819	A	N9-C4	-6.95	1.33	1.37
1	ZQ	288	C	N1-C6	-6.94	1.32	1.37
1	ZQ	2322	C	N1-C6	-6.92	1.33	1.37
1	YQ	2360	C	N1-C6	-6.91	1.33	1.37
1	ZQ	1312	C	N1-C6	-6.90	1.33	1.37
1	ZQ	340	C	N1-C6	-6.89	1.33	1.37
1	ZQ	1857	C	C4-C5	-6.88	1.37	1.43
1	YQ	936	A	N9-C4	-6.88	1.33	1.37
1	YQ	2636	A	N9-C4	-6.84	1.33	1.37
1	BQ	339	C	N1-C6	-6.82	1.33	1.37
1	ZQ	361	A	N9-C4	-6.82	1.33	1.37
3	ZS	47	C	N1-C6	-6.74	1.33	1.37
72	zF	22	CYS	CB-SG	-6.73	1.70	1.82
1	ZQ	2407	C	N1-C6	-6.70	1.33	1.37
1	ZQ	803	C	C4-C5	-6.67	1.37	1.43
1	ZQ	1433	A	C8-N7	-6.66	1.26	1.31
1	ZQ	2248	C	N1-C6	-6.66	1.33	1.37
3	YS	28	C	N1-C6	-6.58	1.33	1.37
1	ZQ	1199	C	N1-C6	-6.58	1.33	1.37
18	2c	1203	A	N9-C4	-6.56	1.33	1.37
1	YQ	339	C	N1-C6	-6.55	1.33	1.37
3	BS	28	C	N1-C6	-6.54	1.33	1.37
23	Sc	149	TYR	C-O	6.53	1.35	1.23
1	YQ	803	C	N1-C6	-6.49	1.33	1.37
1	ZQ	1792	C	N1-C6	-6.46	1.33	1.37
1	ZQ	1842	A	N9-C4	-6.46	1.33	1.37
1	ZQ	346	C	N1-C6	-6.44	1.33	1.37
1	ZQ	2917	G	N9-C8	-6.42	1.33	1.37
25	Tc	142	ARG	NE-CZ	6.41	1.41	1.33
1	YQ	2333	C	N1-C6	-6.40	1.33	1.37
1	ZQ	2967	A	N9-C4	-6.37	1.34	1.37
1	ZQ	1872	C	N1-C6	-6.31	1.33	1.37
1	YQ	2196	C	N1-C6	-6.28	1.33	1.37
71	AC	22	PRO	C-N	-6.26	1.19	1.34
1	YQ	918	C	N1-C6	-6.26	1.33	1.37
1	YQ	2338	C	N1-C6	-6.25	1.33	1.37
1	BQ	2398	A	N9-C4	-6.24	1.34	1.37

Continued on next page...

Continued from previous page...

Mol	Chain	Res	Type	Atoms	Z	Observed(Å)	Ideal(Å)
1	ZQ	1802	C	N1-C6	-6.23	1.33	1.37
3	ZS	28	C	N1-C6	-6.22	1.33	1.37
18	2c	871	G	N9-C4	6.18	1.42	1.38
1	BQ	911	C	N1-C6	-6.18	1.33	1.37
1	ZQ	1328	C	C4-C5	-6.16	1.38	1.43
1	ZQ	2145	A	C6-N6	-6.16	1.29	1.33
1	YQ	1872	C	N1-C6	-6.14	1.33	1.37
1	YQ	2322	C	N1-C6	-6.14	1.33	1.37
1	ZQ	66	A	N9-C4	-6.12	1.34	1.37
1	ZQ	1452	A	N9-C4	-6.09	1.34	1.37
1	BQ	1792	C	N1-C6	-6.09	1.33	1.37
1	YQ	1312	C	N1-C6	-6.09	1.33	1.37
42	cc	26	GLU	CB-CG	6.07	1.63	1.52
1	ZQ	1506	A	N9-C4	-6.07	1.34	1.37
18	2c	603	U	C2-N3	-6.07	1.33	1.37
18	2c	312	A	N9-C4	-6.02	1.34	1.37
1	ZQ	107	A	N9-C4	-6.02	1.34	1.37
1	BQ	803	C	N1-C6	-6.01	1.33	1.37
1	BQ	2322	C	N1-C6	-6.01	1.33	1.37
1	ZQ	2360	C	N1-C6	-5.99	1.33	1.37
1	BQ	1176	C	N1-C6	-5.98	1.33	1.37
1	ZQ	1156	C	N1-C6	-5.98	1.33	1.37
1	YQ	803	C	C4-C5	-5.98	1.38	1.43
1	ZQ	409	A	N9-C4	-5.96	1.34	1.37
1	YQ	1143	A	N9-C4	-5.95	1.34	1.37
1	YQ	2407	C	N1-C6	-5.94	1.33	1.37
18	2c	1121	C	N1-C6	-5.94	1.33	1.37
1	ZQ	1176	C	N1-C6	-5.93	1.33	1.37
18	2c	1039	A	N7-C5	-5.93	1.35	1.39
74	XL	2	ALA	CA-CB	-5.92	1.40	1.52
1	BQ	886	C	N1-C6	-5.92	1.33	1.37
1	ZQ	2390	A	N9-C4	-5.92	1.34	1.37
1	ZQ	2395	G	N9-C4	-5.92	1.33	1.38
1	ZQ	2601	A	N9-C4	-5.90	1.34	1.37
1	ZQ	1132	C	N1-C6	-5.90	1.33	1.37
1	ZQ	1548	C	N1-C6	-5.89	1.33	1.37
18	2c	636	A	N9-C4	-5.87	1.34	1.37
1	ZQ	289	A	N9-C4	-5.86	1.34	1.37
1	YQ	1529	A	N9-C4	-5.86	1.34	1.37
18	2	338	C	N1-C6	-5.83	1.33	1.37
1	BQ	2407	C	N1-C6	-5.83	1.33	1.37
1	ZQ	1339	C	N1-C6	-5.83	1.33	1.37

Continued on next page...

Continued from previous page...

Mol	Chain	Res	Type	Atoms	Z	Observed(Å)	Ideal(Å)
3	ZS	106	C	C4-C5	-5.82	1.38	1.43
1	ZQ	2948	C	N1-C6	-5.81	1.33	1.37
1	ZQ	2407	C	C4-C5	-5.81	1.38	1.43
1	YQ	1176	C	N1-C6	-5.80	1.33	1.37
1	ZQ	1298	C	N1-C6	-5.80	1.33	1.37
1	ZQ	1596	C	N1-C6	-5.80	1.33	1.37
1	BQ	1312	C	N1-C6	-5.79	1.33	1.37
1	YQ	63	A	N9-C4	-5.79	1.34	1.37
1	YQ	2988	C	N1-C6	-5.79	1.33	1.37
1	BQ	2181	C	N1-C6	-5.78	1.33	1.37
1	YQ	352	A	N9-C4	-5.76	1.34	1.37
1	YQ	1491	A	C5-C6	-5.76	1.35	1.41
1	BQ	3012	A	N9-C4	-5.76	1.34	1.37
1	BQ	340	C	N1-C6	-5.75	1.33	1.37
72	XF	22	CYS	CB-SG	-5.74	1.72	1.81
1	ZQ	883	A	N9-C4	-5.74	1.34	1.37
3	YS	47	C	N1-C6	-5.73	1.33	1.37
1	BQ	1872	C	N1-C6	-5.73	1.33	1.37
1	YQ	2776	C	N1-C6	-5.73	1.33	1.37
1	YQ	66	A	N9-C4	-5.72	1.34	1.37
18	2c	1295	G	C8-N7	-5.72	1.27	1.30
1	ZQ	2414	G	N9-C8	-5.71	1.33	1.37
18	2b	969	C	N1-C6	-5.70	1.33	1.37
1	ZQ	339	C	N1-C6	-5.70	1.33	1.37
1	ZQ	815	G	N9-C8	-5.69	1.33	1.37
1	ZQ	803	C	C5-C6	-5.69	1.29	1.34
1	ZQ	1857	C	N1-C6	-5.67	1.33	1.37
1	BQ	1545	A	N9-C4	-5.67	1.34	1.37
1	ZQ	1433	A	C5-C6	-5.67	1.35	1.41
1	YQ	804	C	N1-C6	-5.66	1.33	1.37
67	BG	51	SER	C-N	-5.65	1.21	1.34
1	YQ	1152	G	N9-C4	-5.65	1.33	1.38
1	ZQ	920	A	N9-C4	-5.64	1.34	1.37
21	R	140	ARG	CA-CB	-5.64	1.41	1.53
1	ZQ	1150	A	N9-C4	-5.64	1.34	1.37
18	2c	1784	C	C4-C5	-5.63	1.38	1.43
1	ZQ	1749	A	N9-C4	-5.63	1.34	1.37
1	ZQ	1133	A	N9-C4	-5.62	1.34	1.37
1	ZQ	2375	G	C2-N3	-5.61	1.28	1.32
1	BQ	2812	C	N1-C6	-5.60	1.33	1.37
1	BQ	1842	A	N9-C4	-5.60	1.34	1.37
3	ZS	36	G	N9-C8	-5.60	1.33	1.37

Continued on next page...

Continued from previous page...

Mol	Chain	Res	Type	Atoms	Z	Observed(Å)	Ideal(Å)
1	ZQ	1923	C	N1-C6	-5.59	1.33	1.37
1	YQ	288	C	N1-C6	-5.58	1.33	1.37
1	YQ	2407	C	C4-C5	-5.58	1.38	1.43
1	YQ	1452	A	N9-C4	-5.57	1.34	1.37
1	BQ	1941	C	N1-C6	-5.56	1.33	1.37
1	YQ	361	A	N9-C4	-5.56	1.34	1.37
18	2c	425	A	C5-C6	-5.55	1.36	1.41
1	ZQ	824	C	C4-C5	-5.55	1.38	1.43
1	BQ	1491	A	C5-C6	-5.54	1.36	1.41
3	ZS	19	C	N1-C6	-5.54	1.33	1.37
1	YQ	409	A	N9-C8	-5.54	1.33	1.37
1	BQ	63	A	N9-C4	-5.53	1.34	1.37
1	BQ	1793	C	N1-C6	-5.53	1.33	1.37
1	ZQ	1491	A	C6-N6	-5.52	1.29	1.33
1	YQ	1548	C	N1-C6	-5.51	1.33	1.37
18	2c	627	C	C4-C5	-5.51	1.38	1.43
18	2c	1784	C	N1-C6	-5.51	1.33	1.37
1	ZQ	650	C	C4-C5	-5.50	1.38	1.43
78	zT	45	LYS	CA-CB	-5.49	1.41	1.53
1	ZQ	647	A	N9-C4	-5.49	1.34	1.37
1	YQ	1690	C	N1-C6	-5.49	1.33	1.37
1	YQ	2248	C	N1-C6	-5.48	1.33	1.37
1	YQ	1339	C	N1-C6	-5.47	1.33	1.37
1	YQ	2963	C	N1-C6	-5.47	1.33	1.37
1	ZQ	1433	A	C6-N1	-5.47	1.31	1.35
1	ZQ	2409	G	N9-C4	-5.47	1.33	1.38
1	YQ	1881	A	N9-C4	-5.46	1.34	1.37
1	BQ	2600	C	C4-C5	-5.46	1.38	1.43
1	ZQ	1844	C	C4-C5	-5.46	1.38	1.43
18	2b	1784	C	N1-C6	-5.46	1.33	1.37
1	ZQ	654	C	N1-C6	-5.46	1.33	1.37
3	YS	141	C	N1-C6	-5.45	1.33	1.37
3	ZS	141	C	N1-C6	-5.45	1.33	1.37
1	BQ	1199	C	N1-C6	-5.45	1.33	1.37
1	ZQ	2408	U	N1-C6	-5.44	1.33	1.38
1	BQ	1156	C	N1-C6	-5.43	1.33	1.37
1	ZQ	1857	C	C5-C6	-5.43	1.30	1.34
1	ZQ	1926	C	N1-C6	-5.43	1.33	1.37
1	YQ	633	C	N1-C6	-5.42	1.33	1.37
1	BQ	2360	C	N1-C6	-5.42	1.33	1.37
1	YQ	1750	A	N9-C4	-5.42	1.34	1.37
1	ZQ	1881	A	N9-C4	-5.42	1.34	1.37

Continued on next page...

Continued from previous page...

Mol	Chain	Res	Type	Atoms	Z	Observed(Å)	Ideal(Å)
1	ZQ	2876	C	N1-C6	-5.41	1.33	1.37
1	YQ	2881	C	N1-C6	-5.41	1.33	1.37
14	zJ	25	HIS	CA-CB	-5.41	1.42	1.53
1	BQ	288	C	N1-C6	-5.41	1.33	1.37
1	ZQ	1330	A	N9-C4	-5.40	1.34	1.37
1	ZQ	918	C	C4-C5	-5.40	1.38	1.43
18	2	992	A	N9-C4	-5.40	1.34	1.37
18	2b	937	C	N1-C6	-5.40	1.33	1.37
1	YQ	1447	G	N9-C4	-5.39	1.33	1.38
1	ZQ	3067	C	N1-C6	-5.39	1.33	1.37
18	2c	615	A	C6-N1	-5.39	1.31	1.35
1	ZQ	803	C	N1-C6	-5.39	1.33	1.37
18	2b	1553	G	N3-C4	-5.38	1.31	1.35
18	2c	1553	G	C2-N3	-5.38	1.28	1.32
1	ZQ	827	A	N9-C4	-5.37	1.34	1.37
1	ZQ	886	C	C4-C5	-5.37	1.38	1.43
1	YQ	1844	C	C4-C5	-5.37	1.38	1.43
1	ZQ	345	G	N3-C4	-5.37	1.31	1.35
18	2	295	A	N9-C4	-5.36	1.34	1.37
18	2c	613	G	C6-N1	-5.36	1.35	1.39
1	BQ	1150	A	N9-C4	-5.35	1.34	1.37
1	ZQ	1845	G	N3-C4	-5.35	1.31	1.35
1	ZQ	963	G	N7-C5	-5.35	1.36	1.39
3	ZS	12	A	N9-C4	-5.34	1.34	1.37
1	BQ	2881	C	N1-C6	-5.34	1.33	1.37
1	YQ	1803	C	N1-C6	-5.34	1.33	1.37
78	XT	45	LYS	CA-CB	-5.34	1.42	1.53
18	2c	609	U	N3-C4	-5.33	1.33	1.38
1	ZQ	1797	A	C6-N6	-5.33	1.29	1.33
1	BQ	647	A	N9-C4	-5.33	1.34	1.37
18	2c	1078	C	C4-C5	-5.33	1.38	1.43
1	YQ	2337	C	N1-C6	-5.33	1.33	1.37
18	2c	1553	G	N3-C4	-5.32	1.31	1.35
1	YQ	2375	G	C2-N3	-5.32	1.28	1.32
1	YQ	375	A	N9-C4	-5.31	1.34	1.37
1	ZQ	1550	C	N1-C6	-5.30	1.33	1.37
1	YQ	1842	A	N9-C4	-5.30	1.34	1.37
1	YQ	814	U	N1-C6	-5.30	1.33	1.38
1	ZQ	3186	A	N9-C4	-5.30	1.34	1.37
1	BQ	920	A	N9-C4	-5.30	1.34	1.37
1	ZQ	1690	C	N1-C6	-5.29	1.33	1.37
1	ZQ	2145	A	C5-C6	-5.29	1.36	1.41

Continued on next page...

Continued from previous page...

Mol	Chain	Res	Type	Atoms	Z	Observed(Å)	Ideal(Å)
1	ZQ	634	C	N1-C6	-5.29	1.33	1.37
1	BQ	1499	C	N1-C6	-5.28	1.33	1.37
1	BQ	914	A	N9-C4	-5.28	1.34	1.37
1	BQ	2406	C	C4-C5	-5.27	1.38	1.43
1	BQ	1838	G	N9-C4	-5.27	1.33	1.38
1	YQ	861	C	N1-C6	-5.27	1.33	1.37
18	2c	1107	G	N9-C4	5.27	1.42	1.38
1	ZQ	1496	C	C4-C5	-5.27	1.38	1.43
1	ZQ	2128	C	N1-C6	-5.27	1.33	1.37
1	BQ	289	A	N9-C4	-5.25	1.34	1.37
1	ZQ	812	G	N3-C4	-5.25	1.31	1.35
1	YQ	1133	A	N9-C4	-5.25	1.34	1.37
18	2c	612	U	N1-C2	-5.25	1.33	1.38
1	BQ	1479	U	N1-C6	-5.25	1.33	1.38
1	ZQ	3243	A	N9-C4	-5.25	1.34	1.37
1	ZQ	675	C	N1-C6	-5.25	1.34	1.37
1	YQ	1900	A	N9-C4	-5.24	1.34	1.37
1	BQ	61	A	N9-C4	-5.24	1.34	1.37
1	ZQ	2185	G	N9-C8	-5.23	1.34	1.37
1	BQ	345	G	C6-N1	-5.23	1.35	1.39
1	BQ	1609	C	C4-C5	-5.23	1.38	1.43
1	ZQ	820	A	C5-C6	-5.23	1.36	1.41
1	YQ	1505	C	N1-C6	-5.23	1.34	1.37
1	BQ	1497	C	N1-C6	-5.23	1.34	1.37
1	ZQ	27	C	N1-C6	-5.23	1.34	1.37
1	ZQ	2977	G	N9-C8	-5.22	1.34	1.37
1	YQ	60	A	N9-C4	-5.22	1.34	1.37
1	ZQ	2222	A	N9-C4	-5.22	1.34	1.37
18	2c	1636	C	N1-C6	-5.22	1.34	1.37
1	BQ	2359	C	N1-C6	-5.22	1.34	1.37
1	YQ	365	A	N9-C4	-5.22	1.34	1.37
1	BQ	2232	A	N9-C4	-5.21	1.34	1.37
1	YQ	2810	C	N1-C6	-5.21	1.34	1.37
1	ZQ	2913	C	N1-C6	-5.21	1.34	1.37
1	YQ	2913	C	N1-C6	-5.20	1.34	1.37
1	ZQ	63	A	N9-C4	-5.20	1.34	1.37
1	ZQ	633	C	N1-C6	-5.20	1.34	1.37
1	YQ	650	C	C4-C5	-5.20	1.38	1.43
1	YQ	951	A	N9-C4	-5.20	1.34	1.37
1	ZQ	409	A	N9-C8	-5.19	1.33	1.37
1	ZQ	375	A	N9-C4	-5.19	1.34	1.37
1	ZQ	2809	C	C4-C5	-5.19	1.38	1.43

Continued on next page...

Continued from previous page...

Mol	Chain	Res	Type	Atoms	Z	Observed(Å)	Ideal(Å)
1	YQ	2876	C	N1-C6	-5.19	1.34	1.37
1	BQ	369	A	C6-N6	-5.18	1.29	1.33
18	2c	1642	G	N9-C8	-5.18	1.34	1.37
1	ZQ	1845	G	N9-C4	-5.17	1.33	1.38
18	2c	969	C	N1-C6	-5.17	1.34	1.37
1	YQ	1696	A	N9-C4	-5.17	1.34	1.37
1	YQ	611	A	N9-C4	-5.17	1.34	1.37
1	ZQ	3021	A	N9-C4	-5.17	1.34	1.37
1	ZQ	820	A	C6-N6	-5.17	1.29	1.33
1	ZQ	886	C	N1-C6	-5.16	1.34	1.37
1	ZQ	2803	A	N9-C4	-5.16	1.34	1.37
1	YQ	2876	C	C4-C5	-5.16	1.38	1.43
18	2c	393	C	N1-C6	-5.16	1.34	1.37
78	AT	45	LYS	CA-CB	-5.16	1.42	1.53
1	ZQ	806	A	N9-C8	-5.16	1.33	1.37
1	YQ	2389	C	N1-C6	-5.15	1.34	1.37
1	ZQ	2161	G	N9-C8	-5.15	1.34	1.37
1	ZQ	1447	G	N9-C4	-5.15	1.33	1.38
1	YQ	8	C	C4-C5	-5.15	1.38	1.43
61	AK	74	TYR	CD1-CE1	-5.15	1.31	1.39
1	ZQ	1660	C	C4-C5	-5.14	1.38	1.43
1	ZQ	3308	C	N1-C6	-5.14	1.34	1.37
1	YQ	912	G	N9-C8	-5.14	1.34	1.37
1	ZQ	1301	A	N9-C4	-5.14	1.34	1.37
1	ZQ	1838	G	N9-C4	-5.14	1.33	1.38
1	ZQ	2278	C	N1-C6	-5.14	1.34	1.37
1	BQ	3067	C	N1-C6	-5.13	1.34	1.37
1	YQ	2118	C	N1-C6	-5.13	1.34	1.37
1	YQ	2181	C	N1-C6	-5.13	1.34	1.37
3	YS	17	A	N9-C4	-5.13	1.34	1.37
18	2c	1142	A	N9-C4	-5.13	1.34	1.37
1	YQ	914	A	N9-C4	-5.12	1.34	1.37
1	ZQ	927	C	C4-C5	-5.12	1.38	1.43
8	YM	25	ALA	C-N	-5.12	1.22	1.34
1	ZQ	2963	C	N1-C6	-5.12	1.34	1.37
18	2c	1107	G	N7-C5	-5.12	1.36	1.39
15	zM	63	VAL	CB-CG1	-5.11	1.42	1.52
18	2	799	A	N9-C4	-5.11	1.34	1.37
1	YQ	27	C	C4-C5	-5.11	1.38	1.43
1	YQ	2354	C	N1-C6	-5.11	1.34	1.37
1	YQ	926	A	C6-N6	-5.11	1.29	1.33
1	ZQ	2389	C	C4-C5	-5.11	1.38	1.43

Continued on next page...

Continued from previous page...

Mol	Chain	Res	Type	Atoms	Z	Observed(Å)	Ideal(Å)
1	YQ	1483	G	C6-N1	-5.10	1.35	1.39
1	BQ	2636	A	N9-C4	-5.10	1.34	1.37
72	XF	34	CYS	CB-SG	-5.09	1.73	1.81
1	YQ	2145	A	C6-N1	-5.09	1.31	1.35
18	2c	1322	A	C6-N1	-5.08	1.31	1.35
1	ZQ	2406	C	N1-C6	-5.08	1.34	1.37
1	ZQ	2348	A	N7-C5	-5.08	1.36	1.39
1	ZQ	2408	U	C4-C5	-5.08	1.39	1.43
1	BQ	1143	A	N9-C4	-5.08	1.34	1.37
1	BQ	3093	C	N1-C6	-5.08	1.34	1.37
18	2c	1768	G	N9-C4	-5.07	1.33	1.38
1	ZQ	860	G	N3-C4	-5.07	1.31	1.35
1	BQ	1447	G	N9-C4	-5.07	1.33	1.38
18	2b	1006	C	N1-C6	-5.07	1.34	1.37
1	ZQ	1141	C	C4-C5	-5.07	1.38	1.43
1	ZQ	1491	A	C5-C6	-5.07	1.36	1.41
1	YQ	3308	C	N1-C6	-5.07	1.34	1.37
18	2c	1006	C	N1-C6	-5.07	1.34	1.37
1	ZQ	2393	G	N9-C4	-5.07	1.33	1.38
1	ZQ	2643	A	N9-C4	-5.07	1.34	1.37
1	ZQ	1169	A	N9-C4	-5.07	1.34	1.37
1	BQ	2119	A	N7-C5	-5.06	1.36	1.39
1	ZQ	2362	C	C4-C5	-5.06	1.38	1.43
1	BQ	1175	C	N1-C6	-5.06	1.34	1.37
1	BQ	1690	C	N1-C6	-5.06	1.34	1.37
1	YQ	64	G	N9-C8	-5.05	1.34	1.37
18	2	1121	C	N1-C6	-5.05	1.34	1.37
1	YQ	1802	C	N1-C6	-5.05	1.34	1.37
1	ZQ	1711	C	C4-C5	-5.05	1.39	1.43
1	YQ	1506	A	N9-C4	-5.04	1.34	1.37
1	YQ	1696	A	N3-C4	-5.04	1.31	1.34
1	ZQ	2896	A	N9-C4	-5.04	1.34	1.37
1	BQ	1803	C	N1-C6	-5.04	1.34	1.37
1	ZQ	60	A	N9-C4	-5.04	1.34	1.37
1	ZQ	918	C	N1-C6	-5.03	1.34	1.37
1	BQ	1895	A	C6-N6	-5.03	1.29	1.33
18	2c	628	G	C6-N1	-5.03	1.36	1.39
1	ZQ	1338	C	N1-C6	-5.03	1.34	1.37
18	2	1787	C	N1-C6	-5.03	1.34	1.37
1	BQ	860	G	N9-C8	-5.03	1.34	1.37
1	YQ	1496	C	C4-C5	-5.03	1.39	1.43
1	BQ	2407	C	C4-C5	-5.02	1.39	1.43

Continued on next page...

Continued from previous page...

Mol	Chain	Res	Type	Atoms	Z	Observed(Å)	Ideal(Å)
18	2c	1591	C	C4-C5	-5.02	1.39	1.43
1	YQ	3378	C	N1-C6	-5.02	1.34	1.37
1	BQ	641	C	N1-C6	-5.02	1.34	1.37
18	2c	1614	A	N9-C4	-5.01	1.34	1.37
1	ZQ	1697	A	N9-C4	-5.01	1.34	1.37
1	ZQ	938	C	N1-C6	-5.00	1.34	1.37
1	YQ	825	U	N1-C6	-5.00	1.33	1.38
18	2c	970	A	N9-C4	-5.00	1.34	1.37

All (2412) bond angle outliers are listed below:

Mol	Chain	Res	Type	Atoms	Z	Observed(°)	Ideal(°)
18	2c	871	G	N3-C4-N9	13.70	134.22	126.00
18	2c	1555	A	C2-N3-C4	13.52	117.36	110.60
18	2c	47	A	N1-C6-N6	-13.51	110.49	118.60
18	2c	1102	G	N3-C2-N2	12.11	128.38	119.90
18	2c	15	U	C5-C6-N1	12.05	128.73	122.70
18	2c	965	U	C2-N1-C1'	11.77	131.83	117.70
18	2	1783	C	C4-C5-C6	11.51	123.16	117.40
18	2c	1107	G	N3-C4-N9	11.51	132.91	126.00
25	Tc	142	ARG	NE-CZ-NH1	-11.51	114.55	120.30
81	nc	40	C	C2-N1-C1'	11.49	131.44	118.80
18	2c	1107	G	N3-C4-C5	-11.35	122.92	128.60
18	2c	872	G	C8-N9-C4	-11.14	101.94	106.40
18	2c	1102	G	N1-C2-N2	-11.08	106.22	116.20
18	2c	1625	C	C6-N1-C2	-11.02	115.89	120.30
1	ZQ	3367	C	N1-C2-O2	10.95	125.47	118.90
18	2c	708	C	N3-C2-O2	-10.78	114.35	121.90
1	ZQ	3371	G	C8-N9-C4	-10.75	102.10	106.40
18	2c	871	G	N3-C4-C5	-10.57	123.31	128.60
18	2c	398	G	N1-C2-N2	-10.52	106.74	116.20
1	YQ	700	C	N1-C2-O2	10.46	125.18	118.90
18	2c	619	A	N1-C6-N6	-10.32	112.41	118.60
18	2c	1148	C	N3-C2-O2	-10.29	114.70	121.90
18	2	74	U	N1-C2-N3	-10.27	108.74	114.90
3	ZS	106	C	C5-C4-N4	-10.21	113.05	120.20
18	2c	95	G	N3-C2-N2	-10.17	112.78	119.90
1	ZQ	3367	C	N3-C2-O2	-10.15	114.80	121.90
18	2c	1629	G	N1-C2-N2	-10.09	107.12	116.20
1	ZQ	3372	A	N1-C6-N6	10.07	124.64	118.60
18	2c	937	C	C6-N1-C2	-9.91	116.33	120.30
1	BQ	1579	C	N3-C2-O2	-9.84	115.01	121.90

Continued on next page...

Continued from previous page...

Mol	Chain	Res	Type	Atoms	Z	Observed(°)	Ideal(°)
18	2b	1555	A	O4'-C1'-N9	9.80	116.04	108.20
1	ZQ	3372	A	C5-C6-N6	-9.80	115.86	123.70
18	2c	388	G	N3-C4-N9	9.79	131.87	126.00
18	2c	936	G	C8-N9-C4	-9.79	102.49	106.40
18	2c	15	U	C6-N1-C2	-9.67	115.20	121.00
33	Zb	136	ARG	NE-CZ-NH2	9.60	125.10	120.30
18	2c	1625	C	C5-C6-N1	9.59	125.80	121.00
1	ZQ	3371	G	N7-C8-N9	9.53	117.86	113.10
1	YQ	406	G	O4'-C1'-N9	9.47	115.78	108.20
18	2c	425	A	C5-C6-N6	-9.39	116.19	123.70
18	2c	1007	C	N1-C2-O2	9.31	124.49	118.90
1	YQ	2146	C	N1-C2-O2	9.24	124.44	118.90
1	YQ	1283	C	N3-C2-O2	-9.24	115.43	121.90
24	Bb	83	ARG	NE-CZ-NH1	-9.22	115.69	120.30
18	2c	1108	G	C4-N9-C1'	9.22	138.48	126.50
18	2c	1418	G	N3-C4-N9	9.22	131.53	126.00
18	2c	1629	G	N3-C2-N2	9.19	126.33	119.90
18	2c	1389	C	C6-N1-C2	-9.18	116.63	120.30
18	2c	871	G	N3-C2-N2	9.18	126.33	119.90
18	2c	938	G	C5-C6-O6	-9.14	123.12	128.60
18	2b	804	A	N1-C6-N6	-9.12	113.13	118.60
1	YQ	3110	C	N3-C2-O2	-9.12	115.52	121.90
18	2b	708	C	N3-C2-O2	-9.11	115.53	121.90
81	nc	40	C	C6-N1-C2	-9.10	116.66	120.30
18	2	74	U	C6-N1-C2	9.09	126.45	121.00
18	2c	965	U	C6-N1-C1'	-9.08	108.48	121.20
18	2c	871	G	C8-N9-C1'	-9.03	115.26	127.00
18	2c	1096	C	N1-C2-O2	9.03	124.31	118.90
1	YQ	700	C	N3-C2-O2	-8.98	115.61	121.90
1	ZQ	1283	C	N3-C2-O2	-8.97	115.62	121.90
18	2c	398	G	N3-C2-N2	8.97	126.18	119.90
3	YS	16	G	N3-C2-N2	-8.88	113.68	119.90
1	ZQ	2612	U	N3-C4-O4	8.88	125.61	119.40
18	2c	111	U	C5-C6-N1	8.86	127.13	122.70
1	YQ	1872	C	C5-C4-N4	-8.85	114.01	120.20
18	2c	871	G	C4-N9-C1'	8.83	137.98	126.50
18	2c	613	G	N1-C2-N2	-8.76	108.32	116.20
18	2c	453	U	C2-N1-C1'	8.69	128.13	117.70
18	2c	23	G	C8-N9-C4	-8.68	102.93	106.40
18	2c	619	A	C5-C6-N6	8.68	130.64	123.70
18	2b	575	C	N1-C2-O2	8.65	124.09	118.90
18	2c	388	G	N9-C4-C5	-8.65	101.94	105.40

Continued on next page...

Continued from previous page...

Mol	Chain	Res	Type	Atoms	Z	Observed(°)	Ideal(°)
1	BQ	1283	C	N3-C2-O2	-8.64	115.86	121.90
1	BQ	406	G	O4'-C1'-N9	8.63	115.11	108.20
18	2c	1096	C	N3-C2-O2	-8.63	115.86	121.90
18	2c	938	G	C4-C5-N7	8.62	114.25	110.80
1	ZQ	803	C	C5-C4-N4	-8.62	114.17	120.20
18	2c	613	G	N3-C2-N2	8.57	125.90	119.90
18	2b	75	U	C2-N1-C1'	8.56	127.97	117.70
1	YQ	42	C	N1-C2-O2	8.55	124.03	118.90
18	2c	250	C	N1-C2-O2	8.56	124.03	118.90
18	2c	1420	C	C6-N1-C2	-8.54	116.89	120.30
18	2c	99	C	N3-C4-N4	8.53	123.97	118.00
18	2	1204	A	C8-N9-C4	-8.51	102.39	105.80
1	ZQ	2371	G	C2-N3-C4	-8.50	107.65	111.90
81	nc	35	G	N1-C2-N2	-8.50	108.55	116.20
18	2c	1045	C	C6-N1-C2	-8.49	116.91	120.30
1	YQ	3076	C	N1-C2-O2	8.48	123.99	118.90
18	2c	425	A	C5-C6-N1	8.47	121.94	117.70
1	ZQ	1447	G	O4'-C1'-N9	8.47	114.98	108.20
18	2c	1629	G	N1-C6-O6	-8.46	114.82	119.90
1	ZQ	1857	C	C5-C4-N4	-8.46	114.28	120.20
18	2c	1148	C	N3-C4-N4	-8.45	112.08	118.00
1	YQ	3110	C	N1-C2-O2	8.44	123.96	118.90
18	2c	14	C	N3-C4-C5	8.42	125.27	121.90
18	2c	558	U	C2-N1-C1'	8.42	127.81	117.70
18	2c	613	G	C4-N9-C1'	8.38	137.40	126.50
1	ZQ	2278	C	C5-C4-N4	-8.38	114.33	120.20
18	2c	360	A	O4'-C1'-N9	8.38	114.91	108.20
18	2c	1141	G	C5-C6-O6	8.36	133.61	128.60
1	ZQ	2572	C	C2-N1-C1'	8.34	127.97	118.80
1	ZQ	2273	G	N3-C2-N2	8.33	125.73	119.90
18	2c	609	U	N1-C2-N3	8.32	119.89	114.90
18	2c	1040	G	C8-N9-C4	-8.28	103.09	106.40
3	BS	113	U	C2-N1-C1'	8.27	127.62	117.70
1	YQ	1495	U	C2-N1-C1'	8.27	127.62	117.70
3	ZS	106	C	N3-C4-N4	8.24	123.77	118.00
18	2b	728	U	C2-N1-C1'	8.23	127.58	117.70
18	2c	145	A	N1-C6-N6	-8.22	113.67	118.60
2	ZR	113	C	N1-C2-O2	8.22	123.83	118.90
1	YQ	2260	U	C5-C6-N1	8.21	126.81	122.70
1	ZQ	396	A	N1-C6-N6	8.21	123.52	118.60
18	2c	317	C	C6-N1-C2	-8.20	117.02	120.30
1	ZQ	820	A	C5-C6-N6	-8.17	117.16	123.70

Continued on next page...

Continued from previous page...

Mol	Chain	Res	Type	Atoms	Z	Observed(°)	Ideal(°)
81	nc	35	G	N3-C2-N2	8.16	125.62	119.90
18	2c	603	U	C6-N1-C2	8.16	125.90	121.00
18	2c	613	G	C8-N9-C1'	-8.16	116.39	127.00
18	2c	1428	G	O5'-P-OP1	-8.15	98.36	105.70
18	2	1783	C	N3-C4-C5	-8.15	118.64	121.90
18	2c	1052	U	C2-N1-C1'	8.14	127.47	117.70
1	ZQ	42	C	N1-C2-O2	8.14	123.78	118.90
1	BQ	815	G	N3-C2-N2	8.11	125.58	119.90
18	2c	708	C	C6-N1-C2	-8.09	117.06	120.30
18	2c	1418	G	N3-C4-C5	-8.09	124.56	128.60
18	2c	396	G	N3-C2-N2	-8.07	114.25	119.90
1	YQ	1063	G	C4-N9-C1'	8.05	136.97	126.50
3	YS	113	U	C2-N1-C1'	8.05	127.36	117.70
18	2c	1092	A	C8-N9-C4	-8.03	102.59	105.80
18	2c	1108	G	N3-C4-C5	-8.02	124.59	128.60
18	2c	17	C	N3-C4-N4	-8.01	112.39	118.00
18	2c	15	U	C2-N1-C1'	8.01	127.31	117.70
1	YQ	2572	C	C2-N1-C1'	8.00	127.60	118.80
1	YQ	700	C	C6-N1-C2	-7.99	117.11	120.30
18	2c	375	U	C5-C6-N1	7.99	126.69	122.70
1	ZQ	3362	A	C8-N9-C4	-7.99	102.61	105.80
18	2c	1148	C	C5-C4-N4	7.98	125.79	120.20
18	2c	1294	G	N3-C2-N2	7.97	125.48	119.90
18	2c	613	G	C6-C5-N7	-7.96	125.62	130.40
1	ZQ	3372	A	C4-C5-N7	7.96	114.68	110.70
1	ZQ	700	C	N1-C2-O2	7.96	123.67	118.90
18	2c	604	A	N1-C6-N6	7.96	123.37	118.60
1	ZQ	2158	A	N1-C6-N6	-7.95	113.83	118.60
18	2c	114	C	C6-N1-C2	-7.93	117.13	120.30
18	2c	425	A	C4-C5-N7	7.93	114.67	110.70
18	2c	381	C	N1-C2-O2	7.91	123.64	118.90
18	2c	934	C	C2-N1-C1'	7.90	127.48	118.80
1	BQ	1495	U	C2-N1-C1'	7.89	127.17	117.70
18	2c	1102	G	N3-C4-N9	7.89	130.73	126.00
18	2c	1295	G	N3-C4-N9	7.88	130.73	126.00
1	ZQ	2304	C	N1-C2-O2	7.87	123.62	118.90
1	ZQ	2612	U	C5-C4-O4	-7.86	121.18	125.90
18	2	190	C	N3-C2-O2	-7.86	116.40	121.90
18	2b	804	A	N9-C4-C5	7.84	108.94	105.80
1	ZQ	1328	C	N1-C2-O2	7.83	123.60	118.90
18	2c	1390	U	N3-C2-O2	-7.83	116.72	122.20
1	BQ	2572	C	C2-N1-C1'	7.83	127.41	118.80

Continued on next page...

Continued from previous page...

Mol	Chain	Res	Type	Atoms	Z	Observed(°)	Ideal(°)
1	YQ	106	A	N1-C6-N6	7.83	123.30	118.60
18	2c	75	U	C2-N1-C1'	7.82	127.09	117.70
18	2c	1633	A	N1-C6-N6	-7.82	113.91	118.60
1	ZQ	407	A	N1-C6-N6	7.81	123.29	118.60
18	2c	1767	G	N1-C2-N2	-7.81	109.17	116.20
1	ZQ	406	G	O4'-C1'-N9	7.80	114.44	108.20
18	2c	1768	G	N3-C2-N2	-7.79	114.45	119.90
1	BQ	2572	C	N1-C2-O2	7.78	123.57	118.90
18	2b	1555	A	C8-N9-C4	-7.78	102.69	105.80
18	2c	386	G	C8-N9-C4	-7.78	103.29	106.40
18	2c	936	G	N1-C6-O6	-7.77	115.24	119.90
1	ZQ	877	C	C5-C4-N4	-7.77	114.76	120.20
1	YQ	8	C	C2-N1-C1'	7.77	127.34	118.80
1	BQ	3308	C	C5-C4-N4	-7.76	114.76	120.20
18	2c	47	A	C5-C6-N6	7.76	129.91	123.70
1	YQ	1199	C	N3-C4-C5	7.76	125.00	121.90
3	YS	115	C	N1-C2-O2	7.76	123.56	118.90
18	2c	937	C	C5-C6-N1	7.75	124.88	121.00
1	ZQ	1695	U	O4'-C1'-N1	7.74	114.39	108.20
18	2c	1108	G	C8-N9-C1'	-7.73	116.95	127.00
18	2c	604	A	C5-C6-N6	-7.73	117.52	123.70
18	2b	75	U	N3-C2-O2	-7.73	116.79	122.20
1	ZQ	3370	A	C8-N9-C4	-7.72	102.71	105.80
1	BQ	650	C	N1-C2-O2	7.72	123.53	118.90
18	2c	1040	G	C6-C5-N7	-7.71	125.77	130.40
1	ZQ	364	G	C2-N3-C4	-7.70	108.05	111.90
18	2b	934	C	C2-N1-C1'	7.70	127.27	118.80
1	ZQ	3371	G	C4-N9-C1'	7.69	136.50	126.50
18	2c	99	C	C5-C4-N4	-7.67	114.83	120.20
18	2c	1625	C	N3-C2-O2	-7.67	116.53	121.90
18	2c	575	C	N1-C2-O2	7.67	123.50	118.90
18	2c	1458	G	C4-N9-C1'	7.67	136.47	126.50
18	2	1556	A	C5-C6-N6	-7.66	117.57	123.70
1	BQ	1561	G	N1-C2-N2	-7.66	109.30	116.20
1	YQ	8	C	N1-C2-O2	7.65	123.49	118.90
1	YQ	1328	C	N1-C2-O2	7.65	123.49	118.90
1	ZQ	1872	C	C5-C4-N4	-7.64	114.85	120.20
1	ZQ	106	A	N1-C6-N6	7.64	123.18	118.60
1	YQ	2612	U	N3-C4-O4	7.63	124.74	119.40
18	2c	619	A	N9-C4-C5	7.63	108.85	105.80
67	ZG	27	ARG	NE-CZ-NH1	7.62	124.11	120.30
3	ZS	115	C	N1-C2-O2	7.62	123.47	118.90

Continued on next page...

Continued from previous page...

Mol	Chain	Res	Type	Atoms	Z	Observed(°)	Ideal(°)
1	YQ	1152	G	N3-C2-N2	-7.62	114.57	119.90
18	2c	1045	C	C2-N1-C1'	7.61	127.18	118.80
1	ZQ	290	G	C2-N3-C4	-7.60	108.10	111.90
1	YQ	2572	C	N1-C2-O2	7.60	123.46	118.90
1	ZQ	3103	A	C5-C6-N6	-7.60	117.62	123.70
1	BQ	1872	C	C5-C4-N4	-7.59	114.89	120.20
1	YQ	1878	G	C4-N9-C1'	7.58	136.35	126.50
1	ZQ	1719	G	C8-N9-C1'	7.58	136.86	127.00
18	2b	543	C	N1-C2-O2	7.58	123.45	118.90
3	BS	14	C	C5-C4-N4	-7.58	114.89	120.20
1	YQ	3076	C	N3-C2-O2	-7.58	116.60	121.90
1	BQ	1480	G	N1-C2-N2	-7.57	109.39	116.20
3	BS	106	C	C5-C4-N4	-7.57	114.90	120.20
18	2c	1685	G	C6-C5-N7	-7.55	125.87	130.40
1	YQ	1843	C	N1-C2-O2	7.54	123.42	118.90
18	2b	575	C	N3-C2-O2	-7.54	116.62	121.90
1	ZQ	2567	C	C2-N1-C1'	7.54	127.09	118.80
18	2c	936	G	N3-C4-C5	-7.53	124.83	128.60
1	YQ	700	C	C2-N1-C1'	7.53	127.08	118.80
1	ZQ	1561	G	O4'-C1'-N9	7.53	114.22	108.20
18	2c	1138	A	N1-C6-N6	-7.52	114.09	118.60
18	2c	1040	G	N7-C8-N9	7.52	116.86	113.10
1	YQ	1858	A	O4'-C1'-N9	7.52	114.22	108.20
18	2	75	U	C2-N1-C1'	7.51	126.71	117.70
18	2c	1102	G	N3-C4-C5	-7.50	124.85	128.60
1	ZQ	3331	U	O4'-C1'-N1	7.50	114.20	108.20
63	zR	12	ARG	NE-CZ-NH2	-7.50	116.55	120.30
18	2c	1102	G	N7-C8-N9	7.49	116.84	113.10
18	2c	1765	A	O4'-C1'-N9	7.47	114.17	108.20
18	2c	784	C	N1-C2-O2	7.47	123.38	118.90
18	2c	1389	C	C2-N1-C1'	7.45	127.00	118.80
81	nc	40	C	C6-N1-C1'	-7.45	111.86	120.80
1	BQ	1561	G	N1-C6-O6	-7.45	115.43	119.90
1	YQ	1695	U	O4'-C1'-N1	7.44	114.15	108.20
1	ZQ	1586	G	C2-N3-C4	-7.44	108.18	111.90
1	ZQ	1863	G	C2-N3-C4	-7.44	108.18	111.90
18	2c	1433	G	N3-C4-N9	7.44	130.46	126.00
18	2c	686	C	C6-N1-C2	-7.43	117.33	120.30
18	2c	871	G	N9-C4-C5	-7.43	102.43	105.40
1	BQ	2612	U	N3-C4-O4	7.42	124.59	119.40
1	ZQ	2111	G	N9-C4-C5	-7.42	102.43	105.40
3	ZS	115	C	N3-C2-O2	-7.42	116.71	121.90

Continued on next page...

Continued from previous page...

Mol	Chain	Res	Type	Atoms	Z	Observed(°)	Ideal(°)
1	YQ	651	G	C4-N9-C1'	7.41	136.14	126.50
1	BQ	3162	C	N3-C2-O2	-7.41	116.72	121.90
18	2c	300	A	C5-C6-N6	7.41	129.62	123.70
18	2b	730	G	C4-N9-C1'	7.40	136.12	126.50
1	BQ	1283	C	N1-C2-O2	7.38	123.33	118.90
18	2c	1458	G	C8-N9-C1'	-7.38	117.41	127.00
18	2b	558	U	C2-N1-C1'	7.36	126.53	117.70
18	2c	1108	G	N3-C4-N9	7.36	130.42	126.00
1	ZQ	2407	C	C2-N1-C1'	7.36	126.89	118.80
18	2c	1007	C	N3-C2-O2	-7.35	116.75	121.90
1	ZQ	987	U	N3-C4-O4	7.34	124.54	119.40
18	2	190	C	O4'-C1'-N1	7.34	114.07	108.20
1	ZQ	963	G	C6-C5-N7	-7.34	126.00	130.40
1	ZQ	2273	G	N1-C2-N2	-7.33	109.60	116.20
18	2c	95	G	N1-C2-N2	7.32	122.79	116.20
18	2	18	C	N1-C2-O2	7.31	123.29	118.90
1	YQ	2362	C	C2-N1-C1'	7.31	126.84	118.80
18	2c	1418	G	N3-C2-N2	7.30	125.01	119.90
1	BQ	1064	A	N1-C6-N6	-7.29	114.22	118.60
1	YQ	1432	C	C5-C4-N4	-7.29	115.10	120.20
1	YQ	1464	G	C2-N3-C4	-7.28	108.26	111.90
18	2c	1555	A	N3-C4-C5	-7.27	121.71	126.80
1	YQ	1097	G	O4'-C1'-N9	7.27	114.01	108.20
18	2c	99	C	C2-N1-C1'	7.26	126.79	118.80
1	ZQ	2572	C	N1-C2-O2	7.26	123.26	118.90
18	2c	1390	U	C2-N1-C1'	7.26	126.42	117.70
1	ZQ	1329	U	P-O3'-C3'	7.25	128.41	119.70
1	BQ	815	G	N1-C2-N2	-7.25	109.68	116.20
18	2	558	U	C2-N1-C1'	7.25	126.40	117.70
1	YQ	1491	A	C4-C5-N7	7.25	114.32	110.70
1	ZQ	3356	G	C6-C5-N7	-7.24	126.06	130.40
18	2b	1052	U	C2-N1-C1'	7.23	126.38	117.70
18	2c	11	A	C8-N9-C4	-7.23	102.91	105.80
1	YQ	2146	C	N3-C2-O2	-7.23	116.84	121.90
18	2	575	C	N1-C2-O2	7.22	123.23	118.90
1	ZQ	1495	U	C2-N1-C1'	7.22	126.37	117.70
18	2	848	C	N1-C2-O2	7.22	123.23	118.90
1	YQ	1063	G	C6-C5-N7	-7.22	126.07	130.40
1	YQ	373	A	N1-C6-N6	7.21	122.93	118.60
18	2b	1458	G	C4-N9-C1'	7.21	135.88	126.50
18	2c	14	C	C6-N1-C2	7.21	123.19	120.30
1	ZQ	2407	C	N1-C2-O2	7.21	123.22	118.90

Continued on next page...

Continued from previous page...

Mol	Chain	Res	Type	Atoms	Z	Observed(°)	Ideal(°)
3	BS	45	C	N1-C2-O2	7.21	123.22	118.90
1	ZQ	3366	G	N3-C2-N2	7.20	124.94	119.90
1	ZQ	835	G	O4'-C1'-N9	7.19	113.95	108.20
1	BQ	2825	C	C5-C4-N4	-7.18	115.17	120.20
1	ZQ	1433	A	C5-C6-N1	7.17	121.29	117.70
18	2c	250	C	N3-C2-O2	-7.17	116.88	121.90
18	2c	1767	G	N3-C4-C5	-7.17	125.02	128.60
18	2c	1594	G	O4'-C1'-N9	7.16	113.93	108.20
1	BQ	3081	C	N1-C2-O2	7.16	123.19	118.90
18	2c	1299	G	N1-C2-N2	-7.15	109.77	116.20
1	ZQ	694	C	N1-C2-O2	7.14	123.19	118.90
1	YQ	2567	C	C2-N1-C1'	7.14	126.66	118.80
1	ZQ	3362	A	O4'-C1'-N9	7.14	113.91	108.20
18	2c	111	U	C2-N1-C1'	7.13	126.26	117.70
18	2c	17	C	N3-C4-C5	7.13	124.75	121.90
18	2c	864	U	C6-N1-C2	-7.13	116.72	121.00
18	2c	317	C	C5-C6-N1	7.12	124.56	121.00
1	ZQ	2133	U	N3-C4-O4	7.11	124.38	119.40
18	2c	1401	A	N1-C6-N6	7.11	122.87	118.60
1	BQ	1838	G	C2-N3-C4	-7.11	108.35	111.90
18	2c	110	U	C5-C6-N1	7.10	126.25	122.70
18	2c	169	A	N7-C8-N9	7.10	117.35	113.80
1	BQ	325	A	N1-C6-N6	-7.09	114.35	118.60
1	YQ	2362	C	N1-C2-O2	7.08	123.15	118.90
1	ZQ	1328	C	C5-C4-N4	-7.08	115.24	120.20
18	2c	1108	G	O4'-C1'-N9	7.08	113.86	108.20
18	2c	114	C	O4'-C1'-N1	7.08	113.86	108.20
1	YQ	1863	G	C2-N3-C4	-7.07	108.37	111.90
1	ZQ	3103	A	C4-C5-N7	7.07	114.23	110.70
1	YQ	2366	C	N1-C2-O2	7.06	123.14	118.90
18	2c	1458	G	C6-C5-N7	-7.06	126.16	130.40
1	BQ	815	G	N3-C4-N9	7.06	130.24	126.00
18	2	848	C	N3-C2-O2	-7.06	116.96	121.90
1	ZQ	2133	U	C5-C4-O4	-7.06	121.67	125.90
18	2c	317	C	N1-C2-O2	7.06	123.13	118.90
3	YS	16	G	N3-C4-N9	-7.05	121.77	126.00
18	2c	776	G	N9-C4-C5	-7.05	102.58	105.40
18	2c	1418	G	C6-C5-N7	-7.05	126.17	130.40
1	YQ	2114	C	N3-C2-O2	-7.05	116.97	121.90
1	ZQ	2362	C	N1-C2-O2	7.05	123.13	118.90
1	ZQ	2425	G	N1-C2-N2	-7.04	109.86	116.20
1	YQ	1447	G	N3-C4-C5	7.04	132.12	128.60

Continued on next page...

Continued from previous page...

Mol	Chain	Res	Type	Atoms	Z	Observed(°)	Ideal(°)
1	ZQ	2800	G	N1-C2-N2	-7.03	109.88	116.20
18	2c	1390	U	N1-C2-O2	7.03	127.72	122.80
1	ZQ	1685	C	N1-C2-O2	7.03	123.11	118.90
18	2c	1141	G	N1-C6-O6	-7.02	115.69	119.90
1	BQ	1878	G	C4-N9-C1'	7.02	135.62	126.50
32	Yc	124	ARG	NE-CZ-NH2	-7.01	116.79	120.30
1	ZQ	1141	C	C2-N1-C1'	7.01	126.52	118.80
1	ZQ	2800	G	N3-C2-N2	7.00	124.80	119.90
18	2c	1103	U	O4'-C1'-N1	7.00	113.80	108.20
1	ZQ	1130	A	N1-C6-N6	7.00	122.80	118.60
1	ZQ	1434	G	N3-C2-N2	-7.00	115.00	119.90
18	2	728	U	C2-N1-C1'	6.98	126.08	117.70
18	2c	1389	C	N3-C2-O2	-6.98	117.01	121.90
18	2c	609	U	C5-C4-O4	6.98	130.09	125.90
18	2c	938	G	C5-N7-C8	-6.98	100.81	104.30
1	ZQ	3365	U	C5-C6-N1	6.98	126.19	122.70
18	2c	1128	C	C2-N1-C1'	6.96	126.46	118.80
18	2c	99	C	C6-N1-C2	-6.95	117.52	120.30
18	2b	75	U	N1-C2-O2	6.95	127.66	122.80
1	BQ	2612	U	C5-C4-O4	-6.95	121.73	125.90
1	ZQ	2375	G	N3-C4-N9	-6.95	121.83	126.00
1	BQ	2572	C	C6-N1-C1'	-6.94	112.47	120.80
1	BQ	650	C	N3-C2-O2	-6.94	117.04	121.90
18	2c	1096	C	N3-C4-N4	-6.94	113.14	118.00
1	ZQ	2417	U	C5-C4-O4	-6.94	121.74	125.90
1	YQ	1063	G	C8-N9-C1'	-6.94	117.98	127.00
18	2c	1685	G	C4-N9-C1'	6.94	135.52	126.50
18	2b	1458	G	C8-N9-C1'	-6.93	117.98	127.00
1	BQ	1480	G	N3-C2-N2	6.93	124.75	119.90
1	BQ	1491	A	N9-C4-C5	-6.93	103.03	105.80
18	2c	613	G	N3-C4-N9	6.93	130.16	126.00
18	2c	776	G	C4-C5-N7	6.93	113.57	110.80
1	BQ	1578	C	N3-C2-O2	-6.92	117.05	121.90
18	2c	1246	C	C6-N1-C2	-6.92	117.53	120.30
1	YQ	3288	G	C4-C5-N7	6.92	113.57	110.80
1	YQ	42	C	C2-N1-C1'	6.92	126.41	118.80
1	YQ	1480	G	C2-N3-C4	-6.92	108.44	111.90
18	2c	872	G	N7-C8-N9	6.92	116.56	113.10
1	YQ	1152	G	N3-C4-C5	6.91	132.06	128.60
18	2c	1045	C	N3-C4-N4	6.91	122.84	118.00
18	2c	1156	C	N3-C2-O2	-6.91	117.06	121.90
1	ZQ	3337	G	N3-C4-N9	6.91	130.15	126.00

Continued on next page...

Continued from previous page...

Mol	Chain	Res	Type	Atoms	Z	Observed(°)	Ideal(°)
1	ZQ	3372	A	N9-C4-C5	-6.91	103.04	105.80
1	ZQ	2111	G	C8-N9-C4	6.90	109.16	106.40
1	ZQ	2417	U	N3-C4-O4	6.89	124.22	119.40
1	YQ	916	G	C2-N3-C4	-6.89	108.45	111.90
1	YQ	1608	C	C2-N1-C1'	6.89	126.37	118.80
18	2c	354	C	C5-C4-N4	-6.88	115.39	120.20
1	YQ	2572	C	C6-N1-C1'	-6.88	112.55	120.80
18	2c	1420	C	N3-C4-C5	-6.88	119.15	121.90
2	BR	113	C	N1-C2-O2	6.87	123.02	118.90
18	2c	1148	C	N1-C2-O2	6.87	123.02	118.90
1	ZQ	820	A	N1-C6-N6	6.87	122.72	118.60
18	2c	1145	U	C5-C4-O4	-6.87	121.78	125.90
18	2c	965	U	N3-C2-O2	-6.87	117.39	122.20
2	ZR	113	C	C2-N1-C1'	6.87	126.35	118.80
1	ZQ	963	G	C4-C5-N7	6.86	113.55	110.80
1	YQ	371	G	C2-N3-C4	-6.86	108.47	111.90
1	YQ	1283	C	C6-N1-C2	-6.85	117.56	120.30
1	YQ	2612	U	C5-C4-O4	-6.85	121.79	125.90
1	ZQ	3103	A	N1-C6-N6	6.85	122.71	118.60
18	2	962	C	N1-C2-O2	6.84	123.00	118.90
18	2c	300	A	O4'-C1'-N9	6.84	113.67	108.20
18	2c	1094	G	N3-C4-C5	-6.84	125.18	128.60
1	ZQ	3357	U	C5-C6-N1	6.84	126.12	122.70
1	BQ	1404	G	C2-N3-C4	-6.83	108.48	111.90
1	BQ	3288	G	C4-C5-N7	6.83	113.53	110.80
3	YS	115	C	N3-C2-O2	-6.83	117.12	121.90
1	YQ	3058	U	C2-N1-C1'	6.83	125.89	117.70
18	2c	1629	G	C5-C6-O6	6.82	132.69	128.60
18	2c	114	C	N3-C2-O2	-6.82	117.12	121.90
1	BQ	3103	A	C5-C6-N6	-6.82	118.24	123.70
1	ZQ	3204	C	N1-C2-O2	6.81	122.99	118.90
18	2c	1078	C	C5-C4-N4	-6.81	115.43	120.20
1	BQ	651	G	C4-N9-C1'	6.80	135.34	126.50
1	BQ	1107	C	N1-C2-O2	6.79	122.98	118.90
1	BQ	358	G	N3-C2-N2	-6.79	115.15	119.90
1	BQ	999	G	C4-N9-C1'	6.79	135.33	126.50
18	2c	619	A	C4-C5-N7	-6.79	107.31	110.70
18	2	874	C	C2-N1-C1'	6.78	126.26	118.80
1	BQ	1480	G	C2-N3-C4	-6.77	108.51	111.90
18	2c	1458	G	N3-C4-N9	6.77	130.06	126.00
18	2b	1269	U	C2-N1-C1'	6.77	125.83	117.70
18	2c	1749	A	N1-C6-N6	6.77	122.66	118.60

Continued on next page...

Continued from previous page...

Mol	Chain	Res	Type	Atoms	Z	Observed(°)	Ideal(°)
80	n	11	C	N1-C2-O2	6.77	122.96	118.90
18	2b	1206	U	N3-C4-O4	6.77	124.14	119.40
3	YS	113	U	N1-C2-O2	6.77	127.54	122.80
1	YQ	2741	C	N3-C2-O2	-6.76	117.17	121.90
1	ZQ	1283	C	N1-C2-O2	6.76	122.96	118.90
18	2c	1764	C	N3-C4-C5	-6.76	119.20	121.90
18	2b	1204	A	C8-N9-C4	-6.76	103.10	105.80
1	YQ	2957	G	C2-N3-C4	-6.76	108.52	111.90
18	2c	317	C	N3-C2-O2	-6.76	117.17	121.90
18	2c	388	G	C8-N9-C1'	-6.75	118.22	127.00
1	ZQ	1332	A	N1-C6-N6	6.75	122.65	118.60
1	YQ	2142	A	C5-C6-N6	-6.75	118.30	123.70
1	BQ	2362	C	C2-N1-C1'	6.75	126.22	118.80
18	2	6	G	N9-C4-C5	-6.75	102.70	105.40
18	2c	123	G	N3-C4-N9	6.75	130.05	126.00
18	2c	874	C	C2-N1-C1'	6.75	126.22	118.80
1	BQ	1902	G	C6-C5-N7	-6.74	126.35	130.40
18	2c	1107	G	N3-C2-N2	6.74	124.62	119.90
1	BQ	2362	C	N1-C2-O2	6.74	122.94	118.90
1	ZQ	106	A	C5-C6-N6	-6.74	118.31	123.70
1	ZQ	987	U	C5-C4-O4	-6.73	121.86	125.90
1	YQ	1144	U	C5-C4-O4	-6.72	121.87	125.90
18	2	610	G	C4-N9-C1'	6.72	135.24	126.50
25	T	121	LEU	CA-CB-CG	6.72	130.76	115.30
1	BQ	29	C	N1-C2-O2	6.71	122.93	118.90
1	BQ	1028	U	C2-N1-C1'	6.71	125.75	117.70
1	YQ	1152	G	N3-C4-N9	-6.71	121.97	126.00
1	YQ	651	G	C8-N9-C1'	-6.71	118.27	127.00
18	2c	99	C	N1-C2-O2	6.71	122.93	118.90
18	2c	1040	G	C4-C5-N7	6.71	113.48	110.80
1	YQ	1578	C	N1-C2-O2	6.71	122.92	118.90
18	2c	85	A	N9-C4-C5	6.71	108.48	105.80
1	ZQ	337	G	N3-C2-N2	-6.71	115.21	119.90
18	2c	1624	C	N1-C2-O2	6.70	122.92	118.90
18	2c	872	G	N9-C4-C5	6.70	108.08	105.40
18	2b	581	U	C2-N1-C1'	6.69	125.73	117.70
18	2c	374	U	C2-N1-C1'	6.69	125.73	117.70
18	2	1733	C	N1-C2-O2	6.69	122.91	118.90
1	ZQ	2397	A	C5-C6-N6	-6.69	118.35	123.70
18	2c	812	A	O5'-P-OP1	-6.68	99.68	105.70
18	2	1632	C	C5-C4-N4	-6.68	115.52	120.20
18	2c	85	A	O4'-C1'-N9	6.68	113.55	108.20

Continued on next page...

Continued from previous page...

Mol	Chain	Res	Type	Atoms	Z	Observed(°)	Ideal(°)
1	BQ	2366	C	N1-C2-O2	6.68	122.91	118.90
18	2c	1086	A	N9-C4-C5	-6.68	103.13	105.80
1	BQ	2183	A	N1-C6-N6	6.67	122.60	118.60
18	2c	375	U	C6-N1-C2	-6.67	117.00	121.00
18	2c	397	A	C6-C5-N7	-6.67	127.63	132.30
1	BQ	1578	C	N1-C2-O2	6.67	122.90	118.90
18	2c	1162	C	C5-C4-N4	-6.66	115.54	120.20
1	ZQ	1857	C	C2-N1-C1'	6.66	126.13	118.80
1	ZQ	3367	C	C6-N1-C2	-6.66	117.64	120.30
18	2c	1102	G	C8-N9-C4	-6.66	103.74	106.40
18	2c	300	A	N9-C4-C5	6.65	108.46	105.80
18	2b	730	G	C8-N9-C1'	-6.65	118.36	127.00
1	BQ	2371	G	C2-N3-C4	-6.65	108.58	111.90
18	2c	454	U	N3-C2-O2	-6.64	117.55	122.20
1	YQ	1878	G	C8-N9-C1'	-6.64	118.37	127.00
1	ZQ	1424	C	C2-N1-C1'	6.64	126.10	118.80
1	ZQ	1576	G	C4-N9-C1'	6.64	135.13	126.50
1	ZQ	857	G	C2-N3-C4	-6.63	108.58	111.90
1	BQ	1895	A	C5-C6-N1	6.63	121.02	117.70
1	BQ	1608	C	C6-N1-C2	-6.63	117.65	120.30
3	BS	104	A	C8-N9-C4	-6.62	103.15	105.80
1	BQ	3058	U	C2-N1-C1'	6.62	125.65	117.70
18	2c	720	G	C4-N9-C1'	6.62	135.11	126.50
18	2c	1299	G	N1-C2-N3	6.62	127.87	123.90
18	2c	1555	A	N3-C4-N9	6.62	132.70	127.40
2	BR	78	U	C2-N1-C1'	6.62	125.64	117.70
1	ZQ	2111	G	C4-C5-N7	6.62	113.45	110.80
1	BQ	1155	C	C5-C4-N4	-6.61	115.57	120.20
18	2c	871	G	N1-C2-N2	-6.61	110.25	116.20
26	Uc	141	ARG	NE-CZ-NH1	6.61	123.60	120.30
18	2c	1107	G	C6-C5-N7	-6.61	126.44	130.40
1	ZQ	3216	G	N3-C2-N2	6.61	124.52	119.90
1	YQ	1586	G	C2-N3-C4	-6.60	108.60	111.90
3	YS	113	U	N3-C2-O2	-6.60	117.58	122.20
18	2c	446	A	C5-C6-N6	-6.60	118.42	123.70
81	nb	35	G	N3-C2-N2	6.60	124.52	119.90
1	BQ	2375	G	N3-C4-N9	-6.60	122.04	126.00
1	BQ	1491	A	C5-C6-N6	-6.59	118.42	123.70
25	Tc	142	ARG	CD-NE-CZ	6.59	132.83	123.60
1	ZQ	1718	G	C4-N9-C1'	6.59	135.07	126.50
1	ZQ	1718	G	N3-C4-C5	-6.59	125.30	128.60
3	ZS	39	G	O4'-C1'-N9	6.59	113.47	108.20

Continued on next page...

Continued from previous page...

Mol	Chain	Res	Type	Atoms	Z	Observed(°)	Ideal(°)
1	YQ	1844	C	N1-C2-O2	6.59	122.85	118.90
1	YQ	1144	U	N3-C4-O4	6.59	124.01	119.40
1	YQ	2371	G	C2-N3-C4	-6.59	108.61	111.90
18	2c	466	U	O4'-C1'-N1	6.59	113.47	108.20
18	2c	730	G	N3-C2-N2	6.58	124.51	119.90
18	2c	1322	A	N3-C4-N9	6.58	132.67	127.40
1	ZQ	1141	C	C6-N1-C2	-6.58	117.67	120.30
21	Rc	225	LEU	CA-CB-CG	6.58	130.43	115.30
1	BQ	1561	G	O4'-C1'-N9	6.57	113.46	108.20
18	2c	360	A	N1-C6-N6	-6.57	114.66	118.60
18	2b	575	C	C2-N1-C1'	6.57	126.02	118.80
1	YQ	345	G	C2-N3-C4	-6.57	108.62	111.90
1	YQ	2146	C	C2-N1-C1'	6.56	126.02	118.80
1	ZQ	2572	C	C6-N1-C1'	-6.56	112.93	120.80
1	YQ	1176	C	C2-N1-C1'	6.56	126.02	118.80
18	2c	603	U	C5-C6-N1	-6.56	119.42	122.70
1	ZQ	1282	G	N9-C4-C5	-6.56	102.78	105.40
1	YQ	42	C	N3-C2-O2	-6.56	117.31	121.90
18	2c	1553	G	N9-C4-C5	6.56	108.02	105.40
1	ZQ	3081	C	N1-C2-O2	6.56	122.83	118.90
1	YQ	1578	C	C2-N1-C1'	6.55	126.01	118.80
1	ZQ	803	C	N3-C4-N4	6.55	122.59	118.00
18	2c	965	U	N1-C2-O2	6.55	127.39	122.80
18	2c	1096	C	C5-C4-N4	6.55	124.79	120.20
1	BQ	2365	C	N1-C2-O2	6.55	122.83	118.90
1	BQ	1063	G	C4-N9-C1'	6.54	135.01	126.50
1	ZQ	1635	G	C2-N3-C4	-6.54	108.63	111.90
1	YQ	1491	A	C5-C6-N6	-6.54	118.47	123.70
18	2c	1040	G	N1-C6-O6	6.54	123.82	119.90
1	YQ	2114	C	N1-C2-O2	6.54	122.82	118.90
18	2c	12	U	C6-N1-C2	-6.54	117.08	121.00
1	ZQ	3103	A	N9-C4-C5	-6.54	103.19	105.80
1	YQ	878	G	C2-N3-C4	-6.53	108.63	111.90
18	2	1556	A	C5-C6-N1	6.53	120.97	117.70
18	2c	1418	G	C4-N9-C1'	6.53	134.99	126.50
1	YQ	1525	G	C4-N9-C1'	6.52	134.98	126.50
1	BQ	503	C	N1-C2-O2	6.52	122.81	118.90
18	2c	54	C	N3-C2-O2	-6.52	117.34	121.90
1	BQ	3278	C	N1-C2-O2	6.52	122.81	118.90
1	YQ	1817	G	O4'-C1'-N9	6.51	113.41	108.20
1	YQ	2800	G	N1-C2-N2	-6.51	110.34	116.20
1	BQ	815	G	C8-N9-C1'	-6.51	118.54	127.00

Continued on next page...

Continued from previous page...

Mol	Chain	Res	Type	Atoms	Z	Observed(°)	Ideal(°)
1	YQ	1496	C	C2-N1-C1'	6.51	125.96	118.80
1	ZQ	3366	G	N1-C2-N2	-6.50	110.35	116.20
1	ZQ	1711	C	C5-C4-N4	-6.50	115.65	120.20
1	YQ	373	A	C5-C6-N6	-6.49	118.51	123.70
1	ZQ	106	A	C4-C5-N7	6.49	113.95	110.70
18	2	1052	U	C2-N1-C1'	6.49	125.49	117.70
18	2	605	A	N1-C6-N6	6.49	122.49	118.60
1	YQ	2424	A	N1-C6-N6	6.49	122.49	118.60
1	YQ	321	C	C5-C4-N4	-6.48	115.66	120.20
18	2c	111	U	C6-N1-C2	-6.48	117.11	121.00
18	2c	304	U	N3-C2-O2	-6.48	117.66	122.20
1	BQ	1561	G	C5-C6-O6	6.48	132.49	128.60
18	2b	1246	C	C6-N1-C2	-6.48	117.71	120.30
1	YQ	1063	G	O4'-C1'-N9	6.48	113.38	108.20
1	BQ	3076	C	N1-C2-O2	6.48	122.79	118.90
18	2b	1169	G	C2-N3-C4	-6.48	108.66	111.90
2	YR	84	A	C5-C6-N1	6.48	120.94	117.70
1	YQ	651	G	N3-C4-N9	6.47	129.88	126.00
18	2c	415	C	N3-C2-O2	-6.47	117.37	121.90
1	ZQ	2362	C	C2-N1-C1'	6.47	125.91	118.80
1	YQ	1585	C	N1-C2-O2	6.46	122.78	118.90
18	2b	411	C	N1-C2-O2	6.46	122.78	118.90
1	ZQ	396	A	C5-C6-N6	-6.46	118.53	123.70
1	ZQ	1719	G	C8-N9-C4	-6.46	103.82	106.40
18	2c	609	U	C6-N1-C2	-6.46	117.13	121.00
18	2c	776	G	N3-C4-N9	6.45	129.87	126.00
18	2b	1553	G	N9-C4-C5	6.45	107.98	105.40
18	2c	1095	U	C6-N1-C2	-6.45	117.13	121.00
1	ZQ	2960	C	N1-C2-O2	6.45	122.77	118.90
1	YQ	1508	C	N3-C4-C5	6.45	124.48	121.90
18	2c	377	G	N3-C2-N2	6.45	124.41	119.90
1	ZQ	3288	G	C4-C5-N7	6.45	113.38	110.80
18	2c	1764	C	C4-C5-C6	6.44	120.62	117.40
1	BQ	2867	C	N3-C2-O2	-6.44	117.39	121.90
1	ZQ	1719	G	O4'-C1'-N9	6.44	113.36	108.20
18	2c	415	C	C6-N1-C2	-6.44	117.72	120.30
1	ZQ	1718	G	N3-C4-N9	6.44	129.87	126.00
1	ZQ	694	C	N3-C2-O2	-6.44	117.39	121.90
18	2c	453	U	N1-C2-O2	6.44	127.31	122.80
18	2c	1295	G	N3-C4-C5	-6.44	125.38	128.60
1	ZQ	1837	U	C5-C4-O4	-6.44	122.04	125.90
1	BQ	883	A	N1-C6-N6	6.43	122.46	118.60

Continued on next page...

Continued from previous page...

Mol	Chain	Res	Type	Atoms	Z	Observed(°)	Ideal(°)
18	2c	934	C	C6-N1-C1'	-6.43	113.09	120.80
1	ZQ	3288	G	N9-C4-C5	-6.43	102.83	105.40
1	BQ	1695	U	O4'-C1'-N1	6.43	113.34	108.20
1	ZQ	1808	G	N3-C4-N9	-6.43	122.14	126.00
1	ZQ	407	A	C5-C6-N6	-6.42	118.56	123.70
1	YQ	1561	G	O4'-C1'-N9	6.42	113.34	108.20
3	BS	39	G	O4'-C1'-N9	6.42	113.34	108.20
1	YQ	2984	C	N1-C2-O2	6.42	122.75	118.90
18	2c	1139	A	N1-C6-N6	6.42	122.45	118.60
1	ZQ	3337	G	C6-C5-N7	-6.42	126.55	130.40
1	ZQ	3356	G	N3-C4-N9	6.42	129.85	126.00
18	2c	960	U	C2-N1-C1'	6.42	125.40	117.70
3	ZS	82	U	P-O3'-C3'	6.42	127.40	119.70
18	2b	1389	C	C2-N1-C1'	6.42	125.86	118.80
1	ZQ	650	C	C5-C4-N4	-6.42	115.71	120.20
18	2	1555	A	C2-N3-C4	6.41	113.81	110.60
18	2c	938	G	N1-C6-O6	6.41	123.75	119.90
18	2b	1390	U	C2-N1-C1'	6.41	125.39	117.70
1	ZQ	1433	A	C4-C5-N7	6.41	113.90	110.70
1	ZQ	2165	G	N3-C4-C5	6.41	131.80	128.60
1	YQ	877	C	C5-C4-N4	-6.40	115.72	120.20
33	Zc	136	ARG	NE-CZ-NH1	6.39	123.50	120.30
1	ZQ	3363	U	C5-C6-N1	6.39	125.89	122.70
1	YQ	2133	U	N3-C4-O4	6.39	123.87	119.40
18	2c	609	U	O4'-C1'-N1	6.39	113.31	108.20
18	2b	543	C	N3-C2-O2	-6.38	117.43	121.90
45	ec	87	ARG	NE-CZ-NH2	6.38	123.49	120.30
1	YQ	1879	A	N1-C6-N6	6.38	122.43	118.60
18	2	250	C	C2-N1-C1'	6.37	125.81	118.80
18	2	1456	C	C2-N1-C1'	6.37	125.81	118.80
18	2b	1458	G	C6-C5-N7	-6.37	126.58	130.40
18	2c	720	G	C8-N9-C1'	-6.37	118.72	127.00
1	BQ	815	G	C4-N9-C1'	6.37	134.78	126.50
1	YQ	2255	A	N1-C6-N6	-6.37	114.78	118.60
1	ZQ	1487	G	N1-C2-N2	-6.37	110.47	116.20
1	BQ	1561	G	N3-C2-N2	6.37	124.36	119.90
1	ZQ	315	C	C6-N1-C2	-6.36	117.75	120.30
1	BQ	2183	A	C5-C6-N6	-6.36	118.61	123.70
1	YQ	2800	G	N3-C2-N2	6.36	124.35	119.90
1	YQ	2872	A	N1-C6-N6	6.36	122.42	118.60
18	2c	1035	G	O4'-C1'-N9	6.36	113.29	108.20
18	2	1169	G	C2-N3-C4	-6.36	108.72	111.90

Continued on next page...

Continued from previous page...

Mol	Chain	Res	Type	Atoms	Z	Observed(°)	Ideal(°)
1	ZQ	2371	G	N3-C4-C5	6.36	131.78	128.60
18	2	1090	C	N1-C2-O2	6.36	122.71	118.90
1	YQ	2187	G	C2-N3-C4	-6.36	108.72	111.90
18	2c	453	U	N3-C2-O2	-6.36	117.75	122.20
18	2c	871	G	C6-C5-N7	-6.36	126.59	130.40
1	YQ	803	C	C5-C4-N4	-6.35	115.75	120.20
1	YQ	875	G	C4-C5-N7	6.35	113.34	110.80
1	YQ	651	G	C6-C5-N7	-6.34	126.59	130.40
18	2c	581	U	C2-N1-C1'	6.34	125.31	117.70
1	ZQ	1711	C	C2-N1-C1'	6.34	125.77	118.80
2	ZR	94	C	N1-C2-O2	6.34	122.70	118.90
1	BQ	2600	C	C2-N1-C1'	6.34	125.77	118.80
1	BQ	1491	A	C4-C5-N7	6.33	113.87	110.70
1	BQ	1858	A	O4'-C1'-N9	6.33	113.27	108.20
1	YQ	701	G	C8-N9-C4	-6.33	103.87	106.40
1	ZQ	3367	C	C5-C6-N1	6.33	124.17	121.00
18	2	1473	U	C2-N1-C1'	6.33	125.30	117.70
18	2c	1553	G	C2-N3-C4	6.33	115.06	111.90
1	YQ	1578	C	C6-N1-C2	-6.33	117.77	120.30
1	ZQ	1711	C	N1-C2-O2	6.32	122.69	118.90
1	BQ	3086	A	C5-C6-N6	-6.32	118.64	123.70
1	YQ	912	G	C2-N3-C4	-6.32	108.74	111.90
1	YQ	950	G	C2-N3-C4	-6.32	108.74	111.90
18	2c	1555	A	N1-C2-N3	-6.32	126.14	129.30
1	BQ	3103	A	N9-C4-C5	-6.31	103.28	105.80
18	2c	1345	A	C5-C6-N6	-6.31	118.65	123.70
1	ZQ	3220	G	N9-C4-C5	-6.31	102.88	105.40
18	2c	755	A	N1-C6-N6	-6.31	114.81	118.60
1	ZQ	661	G	N3-C2-N2	-6.30	115.49	119.90
1	ZQ	1447	G	N3-C4-N9	-6.30	122.22	126.00
1	ZQ	2425	G	N3-C2-N2	6.30	124.31	119.90
3	ZS	19	C	N1-C2-O2	6.30	122.68	118.90
1	BQ	672	A	C5-C6-N6	-6.29	118.67	123.70
1	BQ	1063	G	O4'-C1'-N9	6.29	113.23	108.20
1	ZQ	1904	C	C5-C4-N4	-6.29	115.79	120.20
18	2b	1170	G	C4-N9-C1'	6.29	134.68	126.50
1	BQ	651	G	C8-N9-C1'	-6.29	118.83	127.00
1	YQ	1538	G	C2-N3-C4	-6.29	108.76	111.90
18	2	575	C	N3-C2-O2	-6.29	117.50	121.90
1	YQ	820	A	C5-C6-N6	-6.28	118.67	123.70
18	2c	1419	G	N3-C2-N2	6.28	124.30	119.90
1	ZQ	341	G	C2-N3-C4	-6.28	108.76	111.90

Continued on next page...

Continued from previous page...

Mol	Chain	Res	Type	Atoms	Z	Observed(°)	Ideal(°)
1	ZQ	1750	A	O4'-C1'-N9	6.28	113.22	108.20
18	2	890	C	N1-C2-O2	6.28	122.67	118.90
1	ZQ	345	G	C2-N3-C4	-6.28	108.76	111.90
72	zF	65	ARG	NE-CZ-NH1	6.27	123.44	120.30
3	YS	82	U	P-O3'-C3'	6.27	127.23	119.70
1	ZQ	2145	A	N9-C4-C5	-6.27	103.29	105.80
1	BQ	672	A	N9-C4-C5	-6.27	103.29	105.80
1	BQ	2867	C	N1-C2-O2	6.27	122.66	118.90
1	YQ	694	C	N1-C2-O2	6.27	122.66	118.90
1	ZQ	1534	A	C8-N9-C4	-6.27	103.29	105.80
1	ZQ	2332	A	N1-C6-N6	6.27	122.36	118.60
1	BQ	516	A	N9-C4-C5	-6.26	103.29	105.80
1	YQ	3097	C	C2-N1-C1'	6.26	125.69	118.80
1	BQ	360	G	N1-C2-N2	-6.26	110.56	116.20
18	2c	965	U	O4'-C1'-N1	6.26	113.21	108.20
32	Yc	124	ARG	NE-CZ-NH1	6.26	123.43	120.30
1	ZQ	1062	A	C5-C6-N6	-6.26	118.69	123.70
18	2c	13	C	C2-N3-C4	-6.26	116.77	119.90
18	2c	750	U	O4'-C1'-N1	6.26	113.21	108.20
3	YS	45	C	C5-C4-N4	-6.25	115.82	120.20
18	2c	1328	G	N3-C2-N2	-6.25	115.52	119.90
18	2c	467	G	N3-C4-C5	-6.25	125.47	128.60
1	YQ	2664	C	N1-C2-O2	6.25	122.65	118.90
1	ZQ	2278	C	N3-C4-N4	6.25	122.37	118.00
1	BQ	1416	C	C5-C4-N4	-6.25	115.83	120.20
18	2	610	G	C8-N9-C1'	-6.25	118.88	127.00
1	ZQ	2409	G	N3-C4-C5	6.25	131.72	128.60
59	zE	56	ARG	NE-CZ-NH1	6.25	123.42	120.30
1	BQ	2133	U	N3-C4-O4	6.24	123.77	119.40
18	2	1317	C	N1-C2-O2	6.24	122.65	118.90
18	2c	944	A	N1-C6-N6	-6.24	114.85	118.60
1	BQ	364	G	N1-C2-N2	-6.24	110.58	116.20
1	BQ	3103	A	C4-C5-N7	6.24	113.82	110.70
1	YQ	876	A	N1-C6-N6	6.24	122.34	118.60
18	2c	694	U	C2-N1-C1'	6.24	125.19	117.70
1	BQ	2407	C	C2-N1-C1'	6.23	125.66	118.80
1	YQ	1460	A	C5-C6-N6	-6.23	118.71	123.70
18	2c	85	A	C5-C6-N6	6.23	128.69	123.70
1	ZQ	1300	G	C2-N3-C4	-6.23	108.78	111.90
1	BQ	3131	U	C5-C4-O4	-6.23	122.16	125.90
18	2c	786	C	C5-C6-N1	6.23	124.11	121.00
8	ZM	82	ARG	NE-CZ-NH2	-6.23	117.19	120.30

Continued on next page...

Continued from previous page...

Mol	Chain	Res	Type	Atoms	Z	Observed(°)	Ideal(°)
1	ZQ	1943	C	N1-C2-O2	6.23	122.64	118.90
1	ZQ	3329	U	N3-C2-O2	-6.23	117.84	122.20
1	ZQ	2395	G	N3-C4-C5	6.23	131.71	128.60
18	2c	698	U	C5-C6-N1	6.22	125.81	122.70
18	2c	1148	C	C6-N1-C2	-6.22	117.81	120.30
18	2b	1759	C	N1-C2-O2	6.22	122.63	118.90
18	2c	1147	A	N9-C4-C5	-6.22	103.31	105.80
1	YQ	876	A	C5-C6-N6	-6.22	118.73	123.70
1	ZQ	1116	G	N3-C2-N2	-6.22	115.55	119.90
1	BQ	1525	G	C4-N9-C1'	6.22	134.58	126.50
1	ZQ	3356	G	C4-C5-N7	6.21	113.28	110.80
18	2	1553	G	N3-C2-N2	-6.21	115.55	119.90
18	2c	1768	G	N3-C4-N9	-6.21	122.28	126.00
1	ZQ	2408	U	N3-C4-O4	6.20	123.74	119.40
1	BQ	1579	C	C6-N1-C2	-6.20	117.82	120.30
18	2c	384	G	C2-N3-C4	6.20	115.00	111.90
18	2b	362	G	C6-C5-N7	-6.20	126.68	130.40
1	YQ	1447	G	N3-C4-N9	-6.20	122.28	126.00
1	ZQ	864	G	C2-N3-C4	-6.20	108.80	111.90
1	ZQ	972	A	C5-C6-N6	-6.20	118.74	123.70
1	ZQ	2266	U	N3-C2-O2	-6.19	117.86	122.20
18	2c	867	G	N1-C2-N2	-6.19	110.63	116.20
1	ZQ	1062	A	N1-C6-N6	6.19	122.31	118.60
1	YQ	2936	A	N1-C6-N6	6.19	122.31	118.60
1	ZQ	1679	A	N1-C6-N6	6.19	122.31	118.60
1	ZQ	2370	G	C2-N3-C4	-6.19	108.81	111.90
18	2	406	U	C5-C6-N1	6.19	125.79	122.70
18	2c	1791	A	N9-C4-C5	-6.18	103.33	105.80
1	BQ	1838	G	N3-C4-C5	6.18	131.69	128.60
18	2c	1433	G	N3-C4-C5	-6.18	125.51	128.60
1	ZQ	106	A	C5-N7-C8	-6.18	100.81	103.90
1	BQ	1314	C	N1-C2-O2	6.17	122.61	118.90
1	BQ	3362	A	N1-C6-N6	6.17	122.31	118.60
1	BQ	1805	C	N1-C2-O2	6.17	122.60	118.90
1	ZQ	2962	U	N3-C4-O4	6.17	123.72	119.40
18	2	962	C	C2-N1-C1'	6.17	125.58	118.80
18	2c	1161	C	N1-C2-O2	6.17	122.60	118.90
18	2c	1685	G	N7-C8-N9	6.17	116.18	113.10
18	2b	414	C	N1-C2-O2	6.16	122.60	118.90
1	YQ	3039	C	N1-C2-O2	6.16	122.60	118.90
18	2c	1156	C	N1-C2-O2	6.16	122.60	118.90
1	ZQ	42	C	N3-C2-O2	-6.16	117.58	121.90

Continued on next page...

Continued from previous page...

Mol	Chain	Res	Type	Atoms	Z	Observed(°)	Ideal(°)
1	ZQ	1718	G	C8-N9-C4	-6.16	103.94	106.40
18	2c	1327	C	N3-C4-N4	-6.16	113.69	118.00
18	2c	1591	C	N1-C2-O2	6.16	122.59	118.90
1	ZQ	650	C	C2-N1-C1'	6.16	125.58	118.80
18	2c	1750	A	C5-C6-N6	-6.16	118.78	123.70
1	ZQ	29	C	N1-C2-O2	6.15	122.59	118.90
1	ZQ	2375	G	C5-C6-O6	6.15	132.29	128.60
1	BQ	360	G	C8-N9-C1'	-6.14	119.01	127.00
1	YQ	2936	A	C5-C6-N6	-6.14	118.79	123.70
1	BQ	672	A	C4-C5-N7	6.14	113.77	110.70
1	BQ	2961	G	C6-C5-N7	-6.14	126.72	130.40
1	YQ	700	C	C5-C6-N1	6.14	124.07	121.00
18	2c	1095	U	C5-C6-N1	6.14	125.77	122.70
18	2	1568	C	C6-N1-C2	-6.13	117.85	120.30
18	2c	957	G	N9-C4-C5	-6.13	102.95	105.40
3	BS	113	U	N1-C2-O2	6.13	127.09	122.80
18	2c	169	A	N1-C6-N6	6.13	122.28	118.60
1	YQ	876	A	N9-C4-C5	-6.13	103.35	105.80
18	2c	1345	A	N1-C6-N6	6.13	122.28	118.60
1	ZQ	2332	A	C5-C6-N6	-6.13	118.80	123.70
1	BQ	341	G	C2-N3-C4	-6.13	108.84	111.90
1	ZQ	200	C	C5-C4-N4	-6.13	115.91	120.20
18	2c	1097	U	C2-N1-C1'	6.12	125.05	117.70
1	ZQ	1896	A	N1-C6-N6	6.12	122.28	118.60
1	ZQ	1141	C	N1-C2-O2	6.12	122.57	118.90
1	YQ	1538	G	N1-C2-N2	-6.12	110.69	116.20
18	2c	122	U	N1-C2-N3	6.12	118.57	114.90
1	ZQ	877	C	N3-C4-N4	6.12	122.28	118.00
18	2b	902	G	N3-C2-N2	6.12	124.18	119.90
18	2	1458	G	C4-C5-N7	6.12	113.25	110.80
1	YQ	1199	C	C5-C4-N4	-6.12	115.92	120.20
1	BQ	838	G	C2-N3-C4	-6.11	108.84	111.90
18	2	411	C	N1-C2-O2	6.11	122.57	118.90
18	2	1632	C	N1-C2-O2	6.11	122.57	118.90
1	YQ	2331	C	N1-C2-O2	6.11	122.57	118.90
18	2c	1416	G	N3-C2-N2	6.11	124.17	119.90
1	YQ	1491	A	N9-C4-C5	-6.11	103.36	105.80
18	2c	1146	G	N1-C6-O6	-6.11	116.24	119.90
1	ZQ	1476	G	N3-C4-N9	-6.11	122.34	126.00
18	2	1040	G	C6-C5-N7	-6.10	126.74	130.40
18	2c	619	A	C6-C5-N7	6.10	136.57	132.30
1	ZQ	706	A	N1-C6-N6	6.10	122.26	118.60

Continued on next page...

Continued from previous page...

Mol	Chain	Res	Type	Atoms	Z	Observed(°)	Ideal(°)
1	ZQ	1576	G	C8-N9-C1'	-6.09	119.08	127.00
1	YQ	106	A	C5-C6-N6	-6.09	118.83	123.70
18	2c	1594	G	C6-C5-N7	-6.09	126.75	130.40
18	2c	1306	C	C5-C6-N1	6.09	124.04	121.00
1	ZQ	8	C	N1-C2-O2	6.09	122.55	118.90
1	YQ	1532	C	N1-C2-O2	6.08	122.55	118.90
1	YQ	857	G	N3-C4-N9	-6.08	122.35	126.00
18	2c	1622	G	C5-C6-O6	6.08	132.25	128.60
18	2c	936	G	N9-C4-C5	6.08	107.83	105.40
1	YQ	2366	C	N3-C2-O2	-6.08	117.65	121.90
1	ZQ	2397	A	N1-C6-N6	6.07	122.24	118.60
1	YQ	1525	G	C8-N9-C1'	-6.07	119.11	127.00
1	ZQ	650	C	N3-C4-N4	6.07	122.25	118.00
1	YQ	2366	C	C6-N1-C2	-6.07	117.87	120.30
3	YS	16	G	N1-C2-N2	6.07	121.66	116.20
1	BQ	1447	G	N3-C4-C5	6.06	131.63	128.60
1	BQ	1585	C	N1-C2-O2	6.06	122.54	118.90
18	2c	867	G	N3-C2-N2	6.06	124.14	119.90
18	2c	388	G	C8-N9-C4	6.06	108.82	106.40
18	2c	457	G	C5-C6-O6	6.06	132.24	128.60
1	ZQ	1905	G	N1-C2-N2	-6.06	110.75	116.20
1	YQ	1152	G	N1-C2-N2	6.06	121.65	116.20
1	ZQ	824	C	C5-C4-N4	-6.06	115.96	120.20
1	ZQ	1282	G	C6-C5-N7	-6.06	126.77	130.40
1	ZQ	1655	G	N1-C2-N2	-6.06	110.75	116.20
18	2c	1767	G	N3-C2-N2	6.05	124.14	119.90
63	zR	12	ARG	NE-CZ-NH1	6.05	123.33	120.30
18	2c	590	C	C2-N1-C1'	6.05	125.46	118.80
1	BQ	2287	C	C5-C6-N1	6.05	124.02	121.00
2	BR	78	U	C5-C6-N1	6.05	125.72	122.70
18	2	730	G	C4-N9-C1'	6.05	134.37	126.50
3	YS	38	U	C2-N1-C1'	6.05	124.96	117.70
1	YQ	1804	A	C5-C6-N1	6.05	120.72	117.70
1	YQ	2991	A	N1-C2-N3	6.05	132.32	129.30
3	YS	106	C	C5-C4-N4	-6.05	115.97	120.20
18	2c	23	G	N3-C4-C5	-6.05	125.58	128.60
1	YQ	2360	C	N1-C2-O2	6.04	122.53	118.90
1	ZQ	3330	A	O4'-C1'-N9	6.04	113.03	108.20
18	2c	13	C	N3-C4-N4	-6.04	113.77	118.00
3	BS	10	A	C4-C5-N7	6.04	113.72	110.70
18	2c	386	G	C8-N9-C1'	6.04	134.85	127.00
18	2c	1066	C	N1-C2-O2	6.03	122.52	118.90

Continued on next page...

Continued from previous page...

Mol	Chain	Res	Type	Atoms	Z	Observed(°)	Ideal(°)
1	ZQ	963	G	N1-C6-O6	6.03	123.52	119.90
1	ZQ	3343	G	N1-C2-N2	-6.03	110.77	116.20
1	ZQ	3131	U	C5-C4-O4	-6.03	122.28	125.90
25	Tc	92	ARG	NE-CZ-NH2	6.03	123.31	120.30
1	YQ	1872	C	N3-C4-N4	6.03	122.22	118.00
1	YQ	912	G	N1-C2-N2	-6.03	110.78	116.20
78	XT	4	ARG	NE-CZ-NH2	-6.03	117.29	120.30
1	ZQ	672	A	C5-C6-N6	-6.03	118.88	123.70
1	BQ	2304	C	N1-C2-O2	6.02	122.51	118.90
18	2c	7	G	C2-N3-C4	-6.02	108.89	111.90
1	BQ	1063	G	C6-C5-N7	-6.02	126.79	130.40
1	BQ	1097	G	O4'-C1'-N9	6.02	113.02	108.20
18	2c	777	C	N1-C2-O2	6.02	122.51	118.90
1	ZQ	1878	G	C4-N9-C1'	6.02	134.32	126.50
1	ZQ	1282	G	N3-C4-N9	6.02	129.61	126.00
18	2	6	G	C4-C5-N7	6.01	113.21	110.80
1	YQ	950	G	N1-C2-N2	-6.01	110.79	116.20
1	BQ	315	C	C2-N1-C1'	6.01	125.41	118.80
1	BQ	3086	A	N1-C6-N6	6.01	122.21	118.60
1	ZQ	1844	C	C5-C4-N4	-6.01	115.99	120.20
1	ZQ	63	A	N1-C6-N6	6.01	122.21	118.60
18	2c	414	C	C6-N1-C2	-6.01	117.90	120.30
1	YQ	1496	C	C5-C4-N4	-6.01	116.00	120.20
1	ZQ	2165	G	N3-C4-N9	-6.01	122.40	126.00
1	BQ	1527	C	N1-C2-O2	6.00	122.50	118.90
1	ZQ	1130	A	C5-C6-N6	-6.00	118.90	123.70
18	2c	558	U	N1-C2-O2	6.00	127.00	122.80
18	2c	1205	C	C5-C4-N4	-6.00	116.00	120.20
18	2c	1330	G	N3-C2-N2	-6.00	115.70	119.90
18	2c	1246	C	N3-C2-O2	-6.00	117.70	121.90
1	ZQ	1055	A	N1-C6-N6	-6.00	115.00	118.60
1	YQ	364	G	N1-C2-N2	-6.00	110.80	116.20
1	BQ	2368	A	C5-N7-C8	-6.00	100.90	103.90
1	BQ	1791	C	C5-C4-N4	-6.00	116.00	120.20
1	ZQ	1857	C	N1-C2-O2	6.00	122.50	118.90
18	2c	773	C	C6-N1-C2	-5.99	117.90	120.30
1	ZQ	1872	C	C2-N3-C4	-5.99	116.90	119.90
27	Vc	56	ARG	NE-CZ-NH1	5.99	123.30	120.30
1	YQ	875	G	N9-C4-C5	-5.99	103.00	105.40
1	ZQ	3110	C	N1-C2-O2	5.99	122.49	118.90
1	BQ	277	G	N9-C4-C5	-5.99	103.00	105.40
1	YQ	3288	G	N9-C4-C5	-5.99	103.00	105.40

Continued on next page...

Continued from previous page...

Mol	Chain	Res	Type	Atoms	Z	Observed(°)	Ideal(°)
18	2c	1625	C	N1-C2-O2	5.99	122.49	118.90
18	2c	346	G	N1-C2-N2	-5.99	110.81	116.20
18	2c	1039	A	C4-C5-C6	5.99	119.99	117.00
1	YQ	816	A	N1-C6-N6	-5.98	115.01	118.60
1	BQ	360	G	N3-C2-N2	5.98	124.09	119.90
18	2b	1204	A	C4-C5-C6	5.98	119.99	117.00
18	2c	1128	C	C5-C4-N4	-5.98	116.01	120.20
1	ZQ	2304	C	N3-C2-O2	-5.98	117.71	121.90
1	YQ	1748	G	C2-N3-C4	-5.98	108.91	111.90
1	ZQ	1433	A	C6-N1-C2	-5.98	115.01	118.60
1	ZQ	1109	U	N3-C4-O4	5.98	123.58	119.40
1	BQ	1904	C	C5-C4-N4	-5.97	116.02	120.20
18	2c	1039	A	C6-C5-N7	-5.97	128.12	132.30
1	ZQ	700	C	N3-C2-O2	-5.97	117.72	121.90
1	ZQ	3386	G	N3-C4-N9	-5.97	122.42	126.00
1	YQ	1796	G	C4-N9-C1'	-5.97	118.74	126.50
18	2c	1755	A	O4'-C1'-N9	5.97	112.98	108.20
1	ZQ	2963	C	C5-C4-N4	-5.97	116.02	120.20
1	YQ	1447	G	C4-N9-C1'	-5.97	118.74	126.50
1	BQ	1608	C	C2-N1-C1'	5.97	125.36	118.80
1	YQ	1496	C	N1-C2-O2	5.96	122.48	118.90
80	n	11	C	C2-N1-C1'	5.96	125.36	118.80
18	2c	1540	G	C8-N9-C1'	-5.96	119.25	127.00
1	ZQ	358	G	N3-C4-C5	5.96	131.58	128.60
1	YQ	501	A	C5-C6-N6	-5.96	118.93	123.70
18	2c	398	G	N3-C4-N9	5.96	129.58	126.00
1	ZQ	3362	A	N7-C8-N9	5.96	116.78	113.80
18	2	581	U	C2-N1-C1'	5.96	124.85	117.70
1	BQ	1902	G	C4-N9-C1'	5.95	134.24	126.50
1	YQ	1332	A	N1-C6-N6	5.95	122.17	118.60
1	ZQ	2266	U	C2-N1-C1'	5.95	124.84	117.70
18	2c	1594	G	N9-C1'-C2'	-5.95	105.46	112.00
1	BQ	2207	A	OP1-P-O3'	5.95	118.28	105.20
1	YQ	199	A	O4'-C1'-N9	5.95	112.96	108.20
18	2c	616	G	N1-C6-O6	-5.95	116.33	119.90
1	YQ	347	G	C6-C5-N7	-5.94	126.83	130.40
18	2c	797	G	N3-C2-N2	-5.94	115.74	119.90
1	BQ	3166	C	N1-C2-O2	5.94	122.47	118.90
18	2c	730	G	C4-N9-C1'	5.94	134.22	126.50
18	2c	1306	C	C2-N1-C1'	5.94	125.33	118.80
18	2c	1651	A	N1-C6-N6	5.94	122.16	118.60
1	YQ	2785	A	C5-C6-N6	-5.94	118.95	123.70

Continued on next page...

Continued from previous page...

Mol	Chain	Res	Type	Atoms	Z	Observed(°)	Ideal(°)
18	2c	613	G	N9-C4-C5	-5.94	103.03	105.40
18	2c	936	G	N7-C8-N9	5.93	116.07	113.10
18	2c	938	G	N7-C8-N9	5.93	116.07	113.10
81	nc	40	C	C5-C6-N1	5.93	123.97	121.00
1	YQ	835	G	O4'-C1'-N9	5.93	112.95	108.20
81	nc	56	C	N3-C4-C5	5.93	124.27	121.90
18	2b	362	G	N1-C6-O6	5.93	123.46	119.90
18	2c	12	U	C5-C6-N1	5.93	125.66	122.70
18	2c	1540	G	C4-N9-C1'	5.93	134.20	126.50
1	BQ	1891	A	N1-C6-N6	5.92	122.16	118.60
1	YQ	815	G	C2-N3-C4	-5.92	108.94	111.90
1	ZQ	3110	C	N3-C2-O2	-5.92	117.75	121.90
18	2c	1101	G	N3-C4-C5	-5.92	125.64	128.60
1	BQ	360	G	C6-C5-N7	-5.92	126.85	130.40
1	BQ	1876	U	N3-C4-O4	5.92	123.55	119.40
18	2c	1327	C	C5-C4-N4	5.92	124.34	120.20
18	2c	1571	C	N1-C2-O2	5.92	122.45	118.90
1	ZQ	3371	G	N3-C4-C5	-5.92	125.64	128.60
1	YQ	347	G	C4-C5-N7	5.92	113.17	110.80
18	2c	446	A	N1-C6-N6	5.92	122.15	118.60
1	ZQ	2969	A	N1-C6-N6	5.92	122.15	118.60
18	2b	1007	C	N1-C2-O2	5.92	122.45	118.90
18	2c	1300	A	C8-N9-C4	-5.92	103.43	105.80
1	BQ	267	G	C4-N9-C1'	-5.91	118.81	126.50
1	YQ	1311	G	N3-C4-C5	5.91	131.56	128.60
1	ZQ	1307	G	C6-C5-N7	-5.91	126.85	130.40
1	BQ	1460	A	C5-C6-N6	-5.91	118.97	123.70
18	2b	1052	U	N3-C2-O2	-5.91	118.06	122.20
41	bc	28	ARG	NE-CZ-NH1	5.91	123.25	120.30
18	2b	1473	U	C2-N1-C1'	5.91	124.79	117.70
1	YQ	3103	A	C5-C6-N6	-5.91	118.97	123.70
1	ZQ	1328	C	C2-N1-C1'	5.91	125.30	118.80
1	YQ	2315	G	N3-C4-N9	-5.91	122.46	126.00
1	YQ	2375	G	N3-C2-N2	-5.91	115.77	119.90
1	ZQ	672	A	C4-C5-N7	5.91	113.65	110.70
1	BQ	2600	C	N3-C4-N4	5.90	122.13	118.00
18	2	250	C	N3-C4-N4	5.90	122.13	118.00
18	2b	1407	U	C5-C4-O4	-5.90	122.36	125.90
1	YQ	3103	A	N9-C4-C5	-5.90	103.44	105.80
1	YQ	1311	G	N3-C4-N9	-5.90	122.46	126.00
18	2	1600	A	N1-C6-N6	5.90	122.14	118.60
1	YQ	876	A	C4-C5-N7	5.90	113.65	110.70

Continued on next page...

Continued from previous page...

Mol	Chain	Res	Type	Atoms	Z	Observed(°)	Ideal(°)
1	ZQ	3216	G	N1-C2-N2	-5.89	110.90	116.20
1	ZQ	1845	G	N3-C2-N2	-5.89	115.78	119.90
1	ZQ	2567	C	N1-C2-O2	5.89	122.43	118.90
1	ZQ	3265	C	N1-C2-O2	5.89	122.43	118.90
18	2b	1467	C	C5-C4-N4	-5.88	116.08	120.20
18	2c	164	A	N9-C4-C5	-5.88	103.45	105.80
1	ZQ	1127	G	N3-C4-N9	-5.88	122.47	126.00
1	YQ	2407	C	C2-N1-C1'	5.88	125.27	118.80
82	mb	20	G	N3-C4-N9	-5.88	122.47	126.00
1	BQ	700	C	N1-C2-O2	5.88	122.43	118.90
1	ZQ	358	G	N3-C4-N9	-5.88	122.47	126.00
1	BQ	856	G	N1-C2-N2	-5.87	110.91	116.20
18	2	1458	G	C4-N9-C1'	5.87	134.13	126.50
18	2c	1593	A	N9-C4-C5	-5.87	103.45	105.80
1	BQ	1448	U	C2-N1-C1'	5.87	124.75	117.70
18	2c	22	A	N9-C4-C5	-5.87	103.45	105.80
18	2b	694	U	C2-N1-C1'	5.87	124.74	117.70
18	2	1204	A	N9-C4-C5	5.87	108.15	105.80
1	ZQ	1857	C	N3-C4-N4	5.87	122.11	118.00
18	2c	381	C	C2-N1-C1'	5.86	125.25	118.80
18	2c	1294	G	N1-C2-N2	-5.86	110.92	116.20
18	2c	300	A	N1-C6-N6	-5.86	115.08	118.60
18	2b	575	C	C6-N1-C2	-5.86	117.96	120.30
1	BQ	1064	A	C5-C6-N6	5.86	128.39	123.70
18	2c	367	A	O4'-C1'-N9	5.86	112.88	108.20
1	ZQ	3017	A	N9-C4-C5	-5.86	103.46	105.80
82	mc	57	C	N3-C2-O2	-5.86	117.80	121.90
18	2c	397	A	N1-C6-N6	5.85	122.11	118.60
1	BQ	2137	U	C2-N1-C1'	5.85	124.72	117.70
18	2	1458	G	C6-C5-N7	-5.85	126.89	130.40
1	YQ	1487	G	C2-N3-C4	-5.85	108.97	111.90
18	2c	123	G	C8-N9-C1'	-5.85	119.40	127.00
1	BQ	1283	C	C6-N1-C2	-5.85	117.96	120.30
1	BQ	1578	C	N3-C4-N4	-5.85	113.91	118.00
18	2c	575	C	C2-N1-C1'	5.85	125.23	118.80
1	BQ	3361	G	C2-N3-C4	-5.84	108.98	111.90
1	YQ	2909	U	C5-C4-O4	-5.84	122.39	125.90
18	2c	1304	G	N3-C4-C5	-5.84	125.68	128.60
1	ZQ	1404	G	C2-N3-C4	-5.84	108.98	111.90
1	ZQ	2625	C	N1-C2-O2	5.84	122.41	118.90
1	BQ	226	C	C6-N1-C2	5.84	122.64	120.30
1	BQ	999	G	C8-N9-C1'	-5.84	119.41	127.00

Continued on next page...

Continued from previous page...

Mol	Chain	Res	Type	Atoms	Z	Observed(°)	Ideal(°)
1	YQ	926	A	C5-C6-N1	5.84	120.62	117.70
18	2c	95	G	N3-C4-N9	-5.84	122.50	126.00
1	ZQ	1447	G	N3-C4-C5	5.84	131.52	128.60
1	ZQ	3329	U	C2-N1-C1'	5.84	124.70	117.70
1	BQ	27	C	N1-C2-O2	5.83	122.40	118.90
1	ZQ	1808	G	N3-C4-C5	5.83	131.52	128.60
1	YQ	1314	C	N1-C2-O2	5.83	122.40	118.90
18	2c	1107	G	C4-C5-C6	5.83	122.30	118.80
18	2c	1685	G	C8-N9-C1'	-5.83	119.42	127.00
1	BQ	315	C	C5-C6-N1	5.83	123.92	121.00
18	2c	720	G	O4'-C1'-N9	5.83	112.86	108.20
1	ZQ	2378	C	N1-C2-O2	5.83	122.40	118.90
3	BS	113	U	C6-N1-C1'	-5.83	113.04	121.20
18	2c	1205	C	N3-C4-N4	5.83	122.08	118.00
18	2b	1456	C	C2-N1-C1'	5.83	125.21	118.80
61	XK	74	TYR	CG-CD1-CE1	-5.83	116.64	121.30
18	2c	24	U	C5-C6-N1	5.83	125.61	122.70
18	2c	54	C	N1-C2-O2	5.83	122.40	118.90
1	YQ	1311	G	C2-N3-C4	-5.82	108.99	111.90
1	BQ	1837	U	C5-C4-O4	-5.82	122.41	125.90
1	YQ	1895	A	C5-C6-N6	-5.82	119.04	123.70
18	2c	956	C	N1-C2-O2	5.82	122.39	118.90
1	ZQ	1612	A	N1-C6-N6	-5.82	115.11	118.60
1	ZQ	3288	G	C6-C5-N7	-5.82	126.91	130.40
3	YS	100	U	C2-N1-C1'	5.82	124.68	117.70
18	2c	1304	G	C8-N9-C4	-5.82	104.07	106.40
18	2c	1416	G	C4-N9-C1'	5.82	134.06	126.50
1	ZQ	3318	G	N3-C4-N9	-5.82	122.51	126.00
1	BQ	1525	G	C8-N9-C1'	-5.82	119.44	127.00
18	2c	1756	A	N1-C6-N6	-5.82	115.11	118.60
1	YQ	1879	A	C5-C6-N6	-5.82	119.05	123.70
1	YQ	3103	A	C4-C5-N7	5.82	113.61	110.70
1	YQ	2625	C	C2-N1-C1'	5.81	125.19	118.80
1	YQ	2625	C	N1-C2-O2	5.81	122.39	118.90
18	2c	1302	U	C5-C6-N1	5.81	125.61	122.70
1	BQ	3086	A	C4-C5-N7	5.81	113.60	110.70
1	ZQ	3356	G	N9-C4-C5	-5.81	103.08	105.40
2	BR	84	A	C5-C6-N1	5.80	120.60	117.70
18	2b	411	C	N3-C2-O2	-5.80	117.84	121.90
18	2b	1467	C	C2-N1-C1'	5.80	125.18	118.80
18	2c	1078	C	N3-C4-N4	5.80	122.06	118.00
18	2c	1553	G	N3-C2-N2	-5.80	115.84	119.90

Continued on next page...

Continued from previous page...

Mol	Chain	Res	Type	Atoms	Z	Observed(°)	Ideal(°)
1	ZQ	650	C	N1-C2-O2	5.80	122.38	118.90
1	ZQ	702	C	N1-C2-O2	5.80	122.38	118.90
1	YQ	1283	C	N1-C2-O2	5.80	122.38	118.90
1	ZQ	1487	G	C2-N3-C4	-5.80	109.00	111.90
3	BS	106	C	N3-C4-N4	5.79	122.06	118.00
1	YQ	2406	C	N1-C2-O2	5.79	122.38	118.90
18	2c	730	G	C8-N9-C1'	-5.79	119.47	127.00
18	2b	1082	C	C2-N1-C1'	5.79	125.17	118.80
9	YO	41	ARG	NE-CZ-NH1	5.79	123.19	120.30
1	ZQ	2567	C	C6-N1-C2	-5.79	117.98	120.30
1	BQ	360	G	C4-N9-C1'	5.79	134.02	126.50
1	BQ	345	G	C2-N3-C4	-5.79	109.01	111.90
1	BQ	3161	C	N1-C2-O2	5.79	122.37	118.90
18	2	99	C	N1-C2-O2	5.79	122.37	118.90
3	YS	19	C	N1-C2-O2	5.79	122.37	118.90
18	2c	381	C	C5-C4-N4	-5.79	116.15	120.20
1	ZQ	886	C	C5-C4-N4	-5.79	116.15	120.20
1	YQ	1844	C	C2-N1-C1'	5.78	125.16	118.80
1	ZQ	36	C	C5-C4-N4	-5.78	116.15	120.20
1	YQ	1796	G	C8-N9-C1'	5.78	134.52	127.00
18	2	75	U	C6-N1-C1'	-5.78	113.11	121.20
18	2	1332	C	C2-N1-C1'	5.78	125.16	118.80
3	YS	10	A	C5-C6-N6	-5.78	119.08	123.70
1	ZQ	79	U	C5-C4-O4	-5.78	122.43	125.90
81	nc	61	C	N1-C2-O2	5.78	122.37	118.90
18	2b	1052	U	N1-C2-O2	5.78	126.84	122.80
1	YQ	1745	C	C5-C4-N4	-5.78	116.16	120.20
1	YQ	2267	C	C6-N1-C2	-5.78	117.99	120.30
1	BQ	2137	U	C6-N1-C1'	-5.78	113.11	121.20
18	2c	312	A	N1-C6-N6	-5.78	115.14	118.60
1	BQ	3378	C	N1-C2-O2	5.77	122.36	118.90
18	2	1013	A	N1-C6-N6	5.77	122.06	118.60
18	2b	1022	C	C5-C4-N4	-5.77	116.16	120.20
18	2b	1246	C	N3-C2-O2	-5.77	117.86	121.90
3	ZS	113	U	C2-N1-C1'	5.77	124.62	117.70
1	BQ	1432	C	N3-C4-C5	5.77	124.21	121.90
1	BQ	632	G	C8-N9-C1'	-5.77	119.50	127.00
18	2c	371	G	C8-N9-C4	-5.77	104.09	106.40
1	BQ	3085	G	N3-C2-N2	-5.76	115.86	119.90
1	YQ	1867	A	N1-C6-N6	5.76	122.06	118.60
18	2c	1101	G	N3-C2-N2	5.76	123.94	119.90
18	2c	1416	G	N3-C4-N9	5.76	129.46	126.00

Continued on next page...

Continued from previous page...

Mol	Chain	Res	Type	Atoms	Z	Observed(°)	Ideal(°)
1	ZQ	1857	C	C6-N1-C1'	-5.76	113.88	120.80
18	2	1246	C	N3-C2-O2	-5.76	117.87	121.90
1	BQ	950	G	N1-C2-N2	-5.76	111.02	116.20
1	BQ	2809	C	C5-C4-N4	-5.76	116.17	120.20
1	YQ	926	A	N9-C4-C5	-5.76	103.50	105.80
1	BQ	1156	C	N1-C2-O2	5.76	122.36	118.90
1	ZQ	1896	A	C5-C6-N6	-5.76	119.09	123.70
1	ZQ	3103	A	C6-C5-N7	-5.76	128.27	132.30
18	2c	992	A	N1-C6-N6	5.76	122.05	118.60
1	ZQ	1805	C	N1-C2-O2	5.75	122.35	118.90
1	BQ	503	C	C2-N1-C1'	5.75	125.13	118.80
18	2c	411	C	O4'-C1'-N1	5.75	112.80	108.20
1	BQ	403	C	N1-C2-O2	5.75	122.35	118.90
1	YQ	3096	C	C2-N1-C1'	5.75	125.12	118.80
1	BQ	2146	C	N1-C2-O2	5.75	122.35	118.90
1	YQ	1332	A	C5-C6-N6	-5.75	119.10	123.70
18	2c	1594	G	N1-C2-N2	-5.75	111.03	116.20
1	ZQ	2137	U	C6-N1-C1'	-5.75	113.16	121.20
18	2b	934	C	C6-N1-C1'	-5.74	113.91	120.80
18	2c	558	U	C6-N1-C1'	-5.74	113.16	121.20
18	2c	1101	G	O4'-C1'-N9	5.74	112.80	108.20
1	YQ	1127	G	C2-N3-C4	-5.74	109.03	111.90
18	2c	501	U	P-O3'-C3'	5.74	126.59	119.70
18	2b	887	A	N1-C6-N6	5.74	122.04	118.60
1	ZQ	227	G	C2-N3-C4	-5.74	109.03	111.90
1	YQ	1845	G	C2-N3-C4	-5.74	109.03	111.90
1	ZQ	2813	A	C5-N7-C8	-5.74	101.03	103.90
18	2c	1304	G	N1-C2-N2	-5.74	111.04	116.20
18	2c	1555	A	C4-N9-C1'	5.74	136.62	126.30
1	ZQ	106	A	C6-C5-N7	-5.74	128.28	132.30
1	ZQ	3337	G	C4-N9-C1'	5.74	133.96	126.50
2	ZR	85	G	N1-C2-N2	-5.74	111.04	116.20
1	ZQ	2387	A	N1-C6-N6	5.73	122.04	118.60
1	BQ	269	G	N1-C2-N2	-5.73	111.04	116.20
1	ZQ	1155	C	C2-N1-C1'	5.73	125.10	118.80
18	2b	965	U	C2-N1-C1'	5.73	124.58	117.70
1	BQ	2741	C	N3-C2-O2	-5.73	117.89	121.90
1	ZQ	1429	G	N3-C2-N2	5.73	123.91	119.90
18	2c	760	A	O4'-C1'-N9	5.73	112.78	108.20
1	BQ	1527	C	C2-N1-C1'	5.72	125.10	118.80
1	YQ	3110	C	C6-N1-C2	-5.72	118.01	120.30
81	nb	75	C	C5-C4-N4	-5.72	116.19	120.20

Continued on next page...

Continued from previous page...

Mol	Chain	Res	Type	Atoms	Z	Observed(°)	Ideal(°)
18	2c	423	G	C5-C6-O6	-5.72	125.17	128.60
18	2c	453	U	C6-N1-C1'	-5.72	113.19	121.20
1	YQ	754	G	N3-C2-N2	-5.72	115.89	119.90
18	2c	1331	A	N7-C8-N9	5.72	116.66	113.80
18	2c	386	G	O4'-C1'-N9	5.72	112.78	108.20
18	2c	628	G	N1-C2-N2	-5.72	111.05	116.20
3	ZS	100	U	C2-N1-C1'	5.72	124.56	117.70
18	2	750	U	C5-C4-O4	-5.72	122.47	125.90
1	YQ	2567	C	C6-N1-C2	-5.72	118.01	120.30
18	2c	957	G	N3-C4-N9	5.72	129.43	126.00
1	YQ	1608	C	N1-C2-O2	5.72	122.33	118.90
1	BQ	1872	C	N3-C4-C5	5.72	124.19	121.90
18	2c	1092	A	N7-C8-N9	5.72	116.66	113.80
18	2c	1300	A	N7-C8-N9	5.72	116.66	113.80
1	BQ	2906	C	N1-C2-O2	5.71	122.33	118.90
1	ZQ	1313	G	C2-N3-C4	-5.71	109.04	111.90
1	ZQ	1718	G	N7-C8-N9	5.71	115.96	113.10
1	ZQ	2348	A	C5-N7-C8	-5.71	101.04	103.90
18	2c	1540	G	N3-C4-N9	5.71	129.43	126.00
5	ZA	17	LEU	C-N-CD	-5.71	108.03	120.60
1	BQ	767	U	O4'-C1'-N1	5.71	112.77	108.20
1	YQ	364	G	N3-C2-N2	5.71	123.90	119.90
1	YQ	2133	U	C5-C4-O4	-5.71	122.47	125.90
18	2c	1791	A	C5-C6-N6	-5.71	119.13	123.70
1	ZQ	3356	G	C4-N9-C1'	5.71	133.93	126.50
3	ZS	82	U	OP2-P-O3'	5.71	117.76	105.20
1	YQ	1863	G	N3-C4-C5	5.71	131.46	128.60
18	2c	103	A	N1-C6-N6	-5.71	115.17	118.60
18	2c	358	U	C5-C6-N1	5.71	125.55	122.70
18	2c	429	G	C2-N3-C4	-5.71	109.05	111.90
1	ZQ	3337	G	C8-N9-C1'	-5.71	119.58	127.00
1	ZQ	948	C	C2-N1-C1'	5.71	125.08	118.80
1	BQ	1516	C	N1-C2-O2	5.71	122.32	118.90
18	2	767	U	C2-N1-C1'	5.70	124.54	117.70
1	ZQ	645	A	C5-C6-N1	5.70	120.55	117.70
18	2c	123	G	N9-C4-C5	-5.70	103.12	105.40
1	BQ	1460	A	N1-C6-N6	5.70	122.02	118.60
1	BQ	2368	A	N7-C8-N9	5.70	116.65	113.80
18	2c	374	U	C5-C6-N1	5.70	125.55	122.70
18	2c	933	A	N1-C6-N6	-5.70	115.18	118.60
18	2	1246	C	N1-C2-O2	5.69	122.32	118.90
18	2c	1295	G	N1-C2-N2	-5.69	111.08	116.20

Continued on next page...

Continued from previous page...

Mol	Chain	Res	Type	Atoms	Z	Observed(°)	Ideal(°)
1	BQ	2366	C	N3-C2-O2	-5.69	117.92	121.90
18	2	874	C	N1-C2-O2	5.69	122.31	118.90
18	2c	1128	C	N3-C4-N4	5.69	121.98	118.00
1	ZQ	2387	A	C5-C6-N6	-5.69	119.15	123.70
1	YQ	2406	C	C2-N1-C1'	5.69	125.06	118.80
1	ZQ	2362	C	N3-C2-O2	-5.69	117.92	121.90
18	2	1204	A	O4'-C1'-N9	5.69	112.75	108.20
18	2	1749	A	N1-C6-N6	5.69	122.01	118.60
1	BQ	895	A	C5-C6-N6	-5.69	119.15	123.70
26	Uc	98	ILE	C-N-CA	5.68	135.91	121.70
1	ZQ	2137	U	C2-N1-C1'	5.68	124.52	117.70
1	BQ	661	G	C2-N3-C4	-5.68	109.06	111.90
1	BQ	2119	A	C5-C6-N6	-5.68	119.16	123.70
1	YQ	2119	A	N1-C6-N6	5.68	122.01	118.60
18	2c	718	U	C5'-C4'-C3'	5.68	125.09	116.00
1	YQ	767	U	O4'-C1'-N1	5.68	112.74	108.20
1	YQ	1837	U	C5-C4-O4	-5.68	122.49	125.90
18	2c	395	U	C5-C6-N1	5.68	125.54	122.70
1	ZQ	197	G	C4-N9-C1'	5.68	133.88	126.50
18	2c	1622	G	N1-C6-O6	-5.68	116.49	119.90
18	2	1246	C	C6-N1-C2	-5.68	118.03	120.30
18	2c	388	G	C6-C5-N7	-5.68	126.99	130.40
2	ZR	28	C	N1-C2-O2	5.67	122.30	118.90
18	2b	1199	G	N1-C2-N2	-5.67	111.10	116.20
1	YQ	201	A	N9-C4-C5	-5.67	103.53	105.80
1	BQ	267	G	C8-N9-C1'	5.67	134.37	127.00
1	YQ	1491	A	C5-N7-C8	-5.67	101.07	103.90
1	YQ	2662	G	C4-N9-C1'	5.67	133.87	126.50
1	YQ	3029	A	N1-C6-N6	5.67	122.00	118.60
1	ZQ	2962	U	C5-C4-O4	-5.67	122.50	125.90
1	YQ	424	G	N1-C2-N2	-5.67	111.10	116.20
18	2c	1040	G	C5-C6-O6	-5.67	125.20	128.60
1	ZQ	1424	C	N1-C2-O2	5.67	122.30	118.90
18	2	1090	C	C2-N1-C1'	5.66	125.03	118.80
18	2c	18	C	N1-C2-O2	5.66	122.30	118.90
18	2c	1685	G	C4-C5-N7	5.66	113.06	110.80
18	2c	374	U	C6-N1-C2	-5.66	117.60	121.00
18	2	1458	G	C8-N9-C1'	-5.66	119.64	127.00
1	YQ	1367	G	C4-N9-C1'	5.66	133.86	126.50
18	2c	300	A	C4-C5-N7	-5.66	107.87	110.70
1	ZQ	1480	G	C2-N3-C4	-5.66	109.07	111.90
1	ZQ	2625	C	C2-N1-C1'	5.66	125.03	118.80

Continued on next page...

Continued from previous page...

Mol	Chain	Res	Type	Atoms	Z	Observed(°)	Ideal(°)
18	2c	1658	G	C6-C5-N7	-5.66	127.00	130.40
1	ZQ	98	G	C2-N3-C4	-5.66	109.07	111.90
1	ZQ	2362	C	C6-N1-C2	-5.66	118.04	120.30
1	BQ	2600	C	C5-C4-N4	-5.66	116.24	120.20
18	2c	708	C	C5-C4-N4	5.66	124.16	120.20
1	BQ	1502	C	C5-C4-N4	-5.66	116.24	120.20
1	ZQ	1328	C	N3-C4-N4	5.66	121.96	118.00
1	BQ	2857	C	C6-N1-C2	-5.65	118.04	120.30
1	YQ	516	A	N9-C4-C5	-5.65	103.54	105.80
1	YQ	2260	U	C2-N1-C1'	5.65	124.48	117.70
1	YQ	2969	A	N1-C6-N6	5.65	121.99	118.60
18	2c	956	C	N3-C4-C5	5.65	124.16	121.90
23	Sc	42	LEU	CB-CG-CD2	5.65	120.61	111.00
1	ZQ	1900	A	N1-C6-N6	-5.65	115.21	118.60
18	2c	122	U	O4'-C1'-N1	5.65	112.72	108.20
18	2c	382	C	N1-C2-O2	5.65	122.29	118.90
18	2c	396	G	C5-C6-N1	-5.65	108.67	111.50
18	2b	902	G	N1-C2-N2	-5.65	111.12	116.20
3	YS	82	U	OP2-P-O3'	5.65	117.63	105.20
1	YQ	3118	C	C5-C4-N4	-5.65	116.25	120.20
18	2c	354	C	N3-C4-C5	5.65	124.16	121.90
3	BS	38	U	C2-N1-C1'	5.65	124.47	117.70
18	2b	507	U	C5-C4-O4	5.65	129.29	125.90
1	BQ	1126	G	C8-N9-C1'	-5.64	119.66	127.00
18	2c	75	U	N1-C2-O2	5.64	126.75	122.80
23	Sc	123	LEU	CA-CB-CG	5.64	128.28	115.30
1	BQ	1817	G	O4'-C1'-N9	5.64	112.71	108.20
18	2b	1204	A	N3-C4-C5	-5.64	122.85	126.80
18	2c	622	A	C8-N9-C4	-5.64	103.54	105.80
1	ZQ	1534	A	N7-C8-N9	5.64	116.62	113.80
1	ZQ	3051	U	C5-C4-O4	-5.64	122.52	125.90
1	ZQ	1491	A	C5-C6-N6	-5.64	119.19	123.70
1	ZQ	1844	C	C2-N1-C1'	5.64	125.00	118.80
18	2b	730	G	N3-C4-N9	5.63	129.38	126.00
1	YQ	13	A	C5-C6-N6	-5.63	119.19	123.70
1	YQ	2252	A	N9-C4-C5	-5.63	103.55	105.80
1	ZQ	586	C	N1-C2-O2	5.63	122.28	118.90
1	YQ	3278	C	N1-C2-O2	5.63	122.28	118.90
1	ZQ	963	G	N9-C4-C5	-5.63	103.15	105.40
18	2	1403	C	N1-C2-O2	5.63	122.28	118.90
18	2	888	U	C5-C4-O4	-5.63	122.52	125.90
1	YQ	1472	U	C5-C4-O4	-5.63	122.52	125.90

Continued on next page...

Continued from previous page...

Mol	Chain	Res	Type	Atoms	Z	Observed(°)	Ideal(°)
1	ZQ	3329	U	C6-N1-C2	-5.63	117.62	121.00
1	BQ	950	G	C2-N3-C4	-5.62	109.09	111.90
2	YR	85	G	N1-C2-N2	-5.62	111.14	116.20
1	BQ	2642	A	N1-C6-N6	5.62	121.97	118.60
1	YQ	1796	G	N3-C4-N9	-5.62	122.63	126.00
18	2c	1302	U	C2-N1-C1'	5.62	124.45	117.70
1	ZQ	82	C	C5-C4-N4	-5.62	116.27	120.20
18	2c	1295	G	C4-N9-C1'	5.62	133.80	126.50
1	ZQ	648	C	N3-C4-C5	5.62	124.15	121.90
1	ZQ	2407	C	N3-C4-N4	5.62	121.93	118.00
3	ZS	115	C	C2-N1-C1'	5.62	124.98	118.80
1	BQ	3131	U	N3-C4-O4	5.62	123.33	119.40
1	ZQ	2158	A	C5-C6-N6	5.62	128.19	123.70
1	YQ	1437	C	C6-N1-C2	-5.62	118.05	120.30
18	2c	1086	A	C8-N9-C4	5.61	108.05	105.80
1	ZQ	672	A	N9-C4-C5	-5.61	103.55	105.80
1	ZQ	3137	C	N3-C2-O2	-5.61	117.97	121.90
1	YQ	2916	U	C5-C4-O4	-5.61	122.53	125.90
1	YQ	2558	U	N3-C2-O2	-5.61	118.27	122.20
18	2c	422	G	N3-C4-C5	-5.61	125.80	128.60
18	2c	874	C	N1-C2-O2	5.61	122.27	118.90
1	ZQ	2424	A	N1-C6-N6	5.61	121.97	118.60
3	ZS	16	G	N3-C2-N2	-5.61	115.97	119.90
18	2c	1046	G	N1-C6-O6	5.61	123.27	119.90
18	2	1456	C	N3-C4-N4	5.61	121.92	118.00
1	YQ	820	A	C5-C6-N1	5.61	120.50	117.70
1	YQ	1527	C	N1-C2-O2	5.61	122.26	118.90
1	BQ	1786	G	C4-N9-C1'	5.60	133.78	126.50
18	2c	1302	U	C6-N1-C2	-5.60	117.64	121.00
18	2c	30	G	N1-C6-O6	5.60	123.26	119.90
18	2c	1102	G	N1-C6-O6	-5.60	116.54	119.90
1	ZQ	911	C	C5-C4-N4	-5.60	116.28	120.20
1	ZQ	2263	C	N1-C2-O2	5.60	122.26	118.90
2	BR	84	A	C6-N1-C2	-5.60	115.24	118.60
1	BQ	1496	C	N1-C2-O2	5.60	122.26	118.90
1	BQ	2794	G	N3-C4-N9	-5.60	122.64	126.00
1	YQ	637	C	O4'-C1'-N1	5.60	112.68	108.20
1	YQ	824	C	C5-C4-N4	-5.60	116.28	120.20
1	BQ	315	C	N3-C4-N4	5.59	121.92	118.00
18	2b	1467	C	N1-C2-O2	5.59	122.26	118.90
1	YQ	346	C	N3-C4-C5	5.59	124.14	121.90
1	YQ	1803	C	N1-C2-O2	5.59	122.26	118.90

Continued on next page...

Continued from previous page...

Mol	Chain	Res	Type	Atoms	Z	Observed(°)	Ideal(°)
18	2c	1035	G	C8-N9-C1'	5.59	134.27	127.00
1	ZQ	1434	G	N3-C4-N9	-5.59	122.64	126.00
1	ZQ	3127	A	C5-C6-N1	5.59	120.50	117.70
1	YQ	3362	A	N1-C6-N6	5.59	121.95	118.60
18	2c	601	A	N7-C8-N9	5.59	116.59	113.80
18	2	214	G	C2-N3-C4	-5.59	109.11	111.90
18	2b	728	U	N1-C2-O2	5.59	126.71	122.80
1	ZQ	2145	A	C4-C5-N7	5.59	113.50	110.70
1	BQ	1063	G	C8-N9-C1'	-5.59	119.74	127.00
1	BQ	2119	A	N1-C6-N6	5.59	121.95	118.60
18	2b	767	U	C2-N1-C1'	5.59	124.40	117.70
18	2c	819	G	N3-C2-N2	5.59	123.81	119.90
18	2c	1780	G	N1-C2-N2	-5.59	111.17	116.20
45	ec	4	LYS	CD-CE-NZ	5.59	124.55	111.70
1	BQ	2311	G	N1-C2-N2	-5.58	111.17	116.20
1	ZQ	42	C	C2-N1-C1'	5.58	124.94	118.80
1	ZQ	516	A	N9-C4-C5	-5.58	103.57	105.80
1	ZQ	1907	C	N3-C4-C5	5.58	124.13	121.90
1	BQ	2751	G	N3-C2-N2	5.58	123.81	119.90
1	YQ	8	C	C6-N1-C2	-5.58	118.07	120.30
1	BQ	2395	G	N3-C4-C5	5.58	131.39	128.60
1	BQ	3076	C	N3-C2-O2	-5.58	118.00	121.90
1	YQ	29	C	C2-N1-C1'	5.58	124.94	118.80
1	YQ	347	G	N9-C4-C5	-5.58	103.17	105.40
18	2c	864	U	C5-C6-N1	5.58	125.49	122.70
18	2c	1322	A	C4-C5-C6	5.58	119.79	117.00
1	ZQ	1615	C	C5-C4-N4	-5.58	116.30	120.20
18	2b	708	C	C6-N1-C2	-5.58	118.07	120.30
1	YQ	43	A	O4'-C1'-N9	5.58	112.66	108.20
18	2c	1552	U	C5-C4-O4	-5.58	122.56	125.90
1	ZQ	3366	G	C8-N9-C4	-5.58	104.17	106.40
1	YQ	1496	C	C6-N1-C2	-5.57	118.07	120.30
81	nc	36	G	N3-C2-N2	5.57	123.80	119.90
1	ZQ	1109	U	C5-C4-O4	-5.57	122.56	125.90
18	2	1594	G	C4-N9-C1'	5.57	133.74	126.50
1	YQ	1176	C	C6-N1-C1'	-5.57	114.11	120.80
1	YQ	2197	C	C5-C4-N4	-5.57	116.30	120.20
18	2c	730	G	N3-C4-N9	5.57	129.34	126.00
1	YQ	75	G	N3-C2-N2	-5.57	116.00	119.90
63	XR	21	ARG	NE-CZ-NH2	-5.57	117.52	120.30
1	ZQ	1719	G	C4-N9-C1'	-5.57	119.26	126.50
1	BQ	1875	G	C5-C6-O6	-5.57	125.26	128.60

Continued on next page...

Continued from previous page...

Mol	Chain	Res	Type	Atoms	Z	Observed(°)	Ideal(°)
18	2c	88	U	O4'-C1'-N1	5.57	112.65	108.20
18	2c	1153	G	N1-C2-N3	5.57	127.24	123.90
1	ZQ	2394	G	C2-N3-C4	-5.57	109.12	111.90
18	2b	728	U	C6-N1-C1'	-5.56	113.41	121.20
18	2b	1188	G	C4-N9-C1'	5.56	133.73	126.50
1	ZQ	2305	G	C2-N3-C4	-5.56	109.12	111.90
1	BQ	1229	G	N3-C4-N9	-5.56	122.66	126.00
18	2	1161	C	N1-C2-O2	5.56	122.24	118.90
18	2b	1478	G	C6-C5-N7	-5.56	127.06	130.40
2	ZR	66	A	N9-C4-C5	-5.56	103.58	105.80
18	2c	346	G	C8-N9-C1'	-5.56	119.77	127.00
18	2c	987	G	C2-N3-C4	-5.56	109.12	111.90
18	2c	773	C	N1-C2-O2	5.56	122.23	118.90
1	YQ	650	C	C5-C4-N4	-5.56	116.31	120.20
18	2c	1685	G	N3-C4-N9	5.56	129.33	126.00
1	ZQ	1491	A	C5-C6-N1	5.56	120.48	117.70
1	ZQ	3330	A	N1-C6-N6	-5.56	115.27	118.60
18	2c	446	A	N9-C4-C5	-5.56	103.58	105.80
1	YQ	1495	U	C6-N1-C1'	-5.55	113.42	121.20
18	2	1632	C	C2-N1-C1'	5.55	124.90	118.80
1	BQ	42	C	N1-C2-O2	5.55	122.23	118.90
18	2	1299	G	N7-C8-N9	5.55	115.87	113.10
1	BQ	650	C	C6-N1-C2	-5.55	118.08	120.30
1	YQ	312	C	C6-N1-C2	-5.55	118.08	120.30
1	YQ	2405	C	C5-C4-N4	-5.55	116.32	120.20
3	YS	16	G	N3-C4-C5	5.55	131.37	128.60
18	2c	154	G	N3-C2-N2	5.55	123.78	119.90
18	2c	1791	A	C4-C5-N7	5.55	113.47	110.70
1	BQ	1300	G	C2-N3-C4	-5.54	109.13	111.90
18	2c	1322	A	N3-C4-C5	-5.54	122.92	126.80
1	ZQ	881	C	C6-N1-C2	-5.54	118.08	120.30
1	ZQ	3372	A	C5-N7-C8	-5.54	101.13	103.90
2	ZR	98	C	N1-C2-O2	5.54	122.23	118.90
1	BQ	1876	U	C5-C4-O4	-5.54	122.58	125.90
1	BQ	1878	G	C8-N9-C1'	-5.54	119.80	127.00
18	2c	1052	U	C6-N1-C1'	-5.54	113.44	121.20
1	ZQ	197	G	C8-N9-C1'	-5.54	119.80	127.00
1	ZQ	287	G	C2-N3-C4	-5.54	109.13	111.90
1	ZQ	656	A	C4-C5-N7	5.54	113.47	110.70
2	ZR	113	C	C6-N1-C1'	-5.54	114.15	120.80
1	BQ	20	A	N9-C4-C5	-5.54	103.58	105.80
2	ZR	77	G	C2-N3-C4	-5.54	109.13	111.90

Continued on next page...

Continued from previous page...

Mol	Chain	Res	Type	Atoms	Z	Observed(°)	Ideal(°)
1	YQ	1063	G	N3-C4-N9	5.54	129.32	126.00
18	2c	1107	G	C2-N3-C4	5.54	114.67	111.90
1	ZQ	1200	A	C5-C6-N6	-5.53	119.27	123.70
1	YQ	1911	A	N1-C6-N6	5.53	121.92	118.60
1	YQ	3150	A	C5-C6-N6	-5.53	119.28	123.70
1	ZQ	820	A	C4-C5-N7	5.53	113.47	110.70
18	2c	874	C	C5-C4-N4	-5.53	116.33	120.20
1	YQ	1155	C	C2-N1-C1'	5.53	124.88	118.80
3	BS	10	A	N9-C4-C5	-5.53	103.59	105.80
18	2c	93	A	C5-C6-N6	-5.53	119.28	123.70
18	2c	1416	G	N1-C2-N2	-5.53	111.22	116.20
1	ZQ	94	G	N1-C2-N2	-5.53	111.22	116.20
18	2c	938	G	O4'-C1'-N9	5.53	112.62	108.20
18	2c	1146	G	C5-C6-O6	5.52	131.91	128.60
18	2b	1170	G	C8-N9-C1'	-5.52	119.82	127.00
18	2c	96	G	N1-C2-N3	5.52	127.21	123.90
18	2c	750	U	N3-C2-O2	-5.52	118.33	122.20
18	2	448	C	N1-C2-O2	5.52	122.21	118.90
1	BQ	3278	C	C2-N1-C1'	5.52	124.87	118.80
18	2c	558	U	N3-C2-O2	-5.52	118.34	122.20
1	ZQ	1879	A	C5-C6-N6	-5.52	119.29	123.70
1	ZQ	2197	C	C5-C4-N4	-5.52	116.34	120.20
1	YQ	1608	C	C5-C4-N4	-5.52	116.34	120.20
18	2c	575	C	N3-C2-O2	-5.52	118.04	121.90
1	BQ	148	G	C2-N3-C4	-5.51	109.14	111.90
18	2c	579	A	P-O3'-C3'	5.51	126.32	119.70
1	BQ	277	G	C4-C5-N7	5.51	113.00	110.80
1	BQ	1314	C	N3-C2-O2	-5.51	118.04	121.90
1	BQ	2365	C	N3-C2-O2	-5.51	118.04	121.90
1	BQ	3288	G	N9-C4-C5	-5.51	103.19	105.40
18	2b	1458	G	N3-C4-N9	5.51	129.31	126.00
1	YQ	2741	C	N1-C2-O2	5.51	122.21	118.90
18	2c	1152	A	C5-C6-N1	5.51	120.45	117.70
1	YQ	407	A	N1-C6-N6	5.51	121.91	118.60
18	2c	36	C	C2-N3-C4	-5.51	117.14	119.90
1	ZQ	8	C	C2-N1-C1'	5.51	124.86	118.80
18	2c	1416	G	N7-C8-N9	5.51	115.85	113.10
18	2b	591	A	C6-C5-N7	-5.50	128.45	132.30
18	2c	796	A	C4-N9-C1'	5.50	136.21	126.30
1	ZQ	1420	C	N3-C4-C5	5.50	124.10	121.90
1	ZQ	1447	G	N3-C2-N2	-5.50	116.05	119.90
1	ZQ	2346	C	N1-C2-O2	5.50	122.20	118.90

Continued on next page...

Continued from previous page...

Mol	Chain	Res	Type	Atoms	Z	Observed(°)	Ideal(°)
1	ZQ	2936	A	C5-C6-N6	-5.50	119.30	123.70
18	2c	1636	C	N3-C4-N4	-5.50	114.15	118.00
1	ZQ	655	C	N3-C4-C5	5.50	124.10	121.90
1	BQ	267	G	O4'-C1'-N9	-5.50	103.80	108.20
18	2	74	U	C5-C6-N1	-5.50	119.95	122.70
18	2	558	U	N3-C2-O2	-5.50	118.35	122.20
18	2b	278	U	N1-C2-O2	5.50	126.65	122.80
1	YQ	945	C	N1-C2-O2	5.50	122.20	118.90
1	YQ	1872	C	C2-N3-C4	-5.50	117.15	119.90
1	ZQ	2938	G	N3-C4-C5	5.50	131.35	128.60
1	ZQ	823	C	C6-N1-C2	-5.50	118.10	120.30
1	ZQ	1550	C	C5-C4-N4	-5.50	116.35	120.20
1	BQ	2227	C	N1-C2-O2	5.50	122.20	118.90
1	ZQ	3058	U	C2-N1-C1'	5.50	124.30	117.70
1	ZQ	3333	G	N1-C2-N2	-5.50	111.25	116.20
18	2	558	U	N1-C2-O2	5.50	126.65	122.80
18	2c	110	U	C6-N1-C2	-5.50	117.70	121.00
18	2c	831	U	N3-C4-O4	5.50	123.25	119.40
1	ZQ	1844	C	N1-C2-O2	5.50	122.20	118.90
18	2	623	A	N1-C6-N6	5.50	121.90	118.60
33	Zb	136	ARG	NE-CZ-NH1	-5.49	117.55	120.30
1	YQ	2378	C	N1-C2-O2	5.49	122.20	118.90
18	2c	386	G	N3-C2-N2	5.49	123.75	119.90
1	ZQ	315	C	C5-C6-N1	5.49	123.75	121.00
1	ZQ	1174	G	C6-C5-N7	-5.49	127.10	130.40
1	YQ	2943	G	C8-N9-C1'	-5.49	119.86	127.00
18	2c	1331	A	N1-C6-N6	5.49	121.89	118.60
18	2b	362	G	C4-C5-N7	5.49	113.00	110.80
1	ZQ	882	A	N7-C8-N9	5.49	116.55	113.80
1	BQ	2284	C	C5-C4-N4	-5.49	116.36	120.20
18	2	1007	C	N1-C2-O2	5.49	122.19	118.90
1	YQ	346	C	C6-N1-C2	5.49	122.50	120.30
1	YQ	2369	G	C6-C5-N7	-5.49	127.11	130.40
1	YQ	2512	C	N1-C2-O2	5.49	122.19	118.90
1	YQ	2585	G	C4-N9-C1'	5.49	133.63	126.50
1	YQ	3294	A	C5-C6-N6	-5.49	119.31	123.70
1	ZQ	11	A	C5-C6-N6	-5.49	119.31	123.70
1	ZQ	857	G	N3-C4-C5	5.49	131.34	128.60
18	2c	1594	G	N3-C4-N9	5.49	129.29	126.00
18	2	74	U	N3-C2-O2	5.48	126.04	122.20
18	2	391	A	C5-C6-N6	-5.48	119.31	123.70
1	ZQ	2867	C	N1-C2-O2	5.48	122.19	118.90

Continued on next page...

Continued from previous page...

Mol	Chain	Res	Type	Atoms	Z	Observed(°)	Ideal(°)
1	BQ	1333	C	C2-N1-C1'	5.48	124.83	118.80
1	YQ	1527	C	C5-C4-N4	-5.48	116.36	120.20
3	YS	41	A	N1-C6-N6	5.48	121.89	118.60
18	2c	467	G	N3-C4-N9	5.48	129.29	126.00
18	2c	1046	G	C2-N3-C4	-5.48	109.16	111.90
1	ZQ	1872	C	N3-C4-C5	5.48	124.09	121.90
18	2	1107	G	C8-N9-C1'	-5.48	119.88	127.00
18	2c	169	A	C8-N9-C4	-5.48	103.61	105.80
18	2c	1035	G	N3-C4-N9	-5.48	122.71	126.00
1	ZQ	2874	G	N3-C4-N9	-5.48	122.71	126.00
1	ZQ	706	A	C5-C6-N6	-5.48	119.32	123.70
3	ZS	16	G	N3-C4-N9	-5.48	122.71	126.00
2	BR	113	C	C2-N1-C1'	5.48	124.83	118.80
1	BQ	2885	C	N1-C2-O2	5.48	122.19	118.90
1	BQ	341	G	N9-C4-C5	-5.47	103.21	105.40
18	2b	1332	C	C2-N1-C1'	5.47	124.82	118.80
18	2c	1045	C	N1-C2-O2	5.47	122.19	118.90
18	2c	1416	G	C6-C5-N7	-5.47	127.11	130.40
1	ZQ	3241	G	N1-C2-N2	-5.47	111.27	116.20
1	BQ	408	A	C5-C6-N1	-5.47	114.96	117.70
18	2	166	C	C2-N1-C1'	5.47	124.82	118.80
4	XW	128	ARG	NE-CZ-NH2	-5.47	117.56	120.30
1	ZQ	394	G	C2-N3-C4	-5.47	109.16	111.90
1	BQ	267	G	N3-C4-N9	-5.47	122.72	126.00
1	BQ	1685	C	N1-C2-O2	5.47	122.18	118.90
1	BQ	315	C	C5-C4-N4	-5.47	116.37	120.20
18	2	411	C	N3-C2-O2	-5.47	118.07	121.90
1	YQ	878	G	N3-C4-C5	5.47	131.34	128.60
1	YQ	1761	C	P-O3'-C3'	5.47	126.26	119.70
1	ZQ	2348	A	N7-C8-N9	5.47	116.53	113.80
1	BQ	645	A	N1-C6-N6	-5.47	115.32	118.60
1	BQ	2827	U	C2-N1-C1'	5.47	124.26	117.70
18	2	322	G	C2-N3-C4	-5.46	109.17	111.90
18	2	1596	C	C6-N1-C1'	-5.46	114.24	120.80
1	YQ	312	C	C2-N1-C1'	5.46	124.81	118.80
1	YQ	2362	C	N3-C2-O2	-5.46	118.08	121.90
18	2c	97	C	C2-N1-C1'	5.46	124.81	118.80
18	2c	116	U	O4'-C1'-N1	5.46	112.57	108.20
1	BQ	1461	A	C5-C6-N6	-5.46	119.33	123.70
18	2b	1633	A	C4-C5-N7	5.46	113.43	110.70
1	YQ	360	G	C2-N3-C4	-5.46	109.17	111.90
18	2c	1277	G	N3-C4-N9	5.46	129.28	126.00

Continued on next page...

Continued from previous page...

Mol	Chain	Res	Type	Atoms	Z	Observed(°)	Ideal(°)
2	ZR	94	C	N3-C2-O2	-5.46	118.08	121.90
2	ZR	113	C	N3-C2-O2	-5.46	118.08	121.90
3	BS	113	U	N3-C2-O2	-5.46	118.38	122.20
18	2	1478	G	C6-C5-N7	-5.46	127.12	130.40
18	2c	1295	G	N3-C2-N2	5.46	123.72	119.90
1	ZQ	3103	A	C5-N7-C8	-5.46	101.17	103.90
1	BQ	998	A	N1-C6-N6	5.46	121.88	118.60
18	2c	85	A	N1-C6-N6	-5.46	115.33	118.60
18	2c	936	G	C2-N3-C4	5.46	114.63	111.90
18	2	890	C	C2-N1-C1'	5.46	124.80	118.80
1	BQ	2375	G	N3-C2-N2	-5.46	116.08	119.90
18	2	196	G	N1-C2-N2	-5.46	111.29	116.20
1	BQ	950	G	C8-N9-C1'	-5.45	119.91	127.00
1	BQ	3144	G	N3-C4-N9	-5.45	122.73	126.00
1	YQ	2160	G	C2-N3-C4	-5.45	109.17	111.90
18	2c	139	C	P-O3'-C3'	5.45	126.24	119.70
1	ZQ	2406	C	C2-N1-C1'	5.45	124.80	118.80
1	ZQ	2526	C	C2-N1-C1'	5.45	124.80	118.80
1	BQ	1869	C	N1-C2-O2	5.45	122.17	118.90
18	2c	606	A	N1-C6-N6	-5.45	115.33	118.60
18	2c	1295	G	C8-N9-C1'	-5.45	119.91	127.00
18	2c	1322	A	C4-N9-C1'	5.45	136.11	126.30
18	2c	1628	U	C5-C6-N1	5.45	125.43	122.70
2	ZR	19	C	C2-N1-C1'	5.45	124.80	118.80
1	BQ	3081	C	C2-N1-C1'	5.45	124.80	118.80
1	BQ	1505	C	N1-C2-O2	5.45	122.17	118.90
18	2c	1322	A	C6-C5-N7	-5.45	128.49	132.30
1	ZQ	2933	A	C5-C6-N6	-5.45	119.34	123.70
18	2c	85	A	N3-C4-N9	-5.45	123.04	127.40
1	ZQ	1076	C	C6-N1-C2	-5.45	118.12	120.30
1	ZQ	3253	G	C8-N9-C4	-5.45	104.22	106.40
1	BQ	1508	C	N3-C4-C5	5.44	124.08	121.90
18	2	583	C	C2-N1-C1'	5.44	124.79	118.80
1	YQ	1608	C	N3-C4-N4	5.44	121.81	118.00
1	BQ	1609	C	C5-C4-N4	-5.44	116.39	120.20
1	BQ	1786	G	C8-N9-C1'	-5.44	119.93	127.00
18	2	97	C	N1-C2-O2	5.44	122.17	118.90
1	YQ	2255	A	C5-C6-N6	5.44	128.05	123.70
1	YQ	2943	G	C4-N9-C1'	5.44	133.57	126.50
18	2c	69	G	N3-C2-N2	5.44	123.71	119.90
1	YQ	1838	G	N3-C4-C5	5.44	131.32	128.60
1	ZQ	3221	C	N1-C2-O2	5.44	122.16	118.90

Continued on next page...

Continued from previous page...

Mol	Chain	Res	Type	Atoms	Z	Observed(°)	Ideal(°)
1	BQ	2338	C	N1-C2-O2	5.44	122.16	118.90
18	2	1161	C	C2-N1-C1'	5.44	124.78	118.80
18	2c	609	U	C6-N1-C1'	5.44	128.81	121.20
1	YQ	1332	A	N9-C4-C5	-5.43	103.63	105.80
1	ZQ	1144	U	N3-C4-O4	5.43	123.20	119.40
1	ZQ	1719	G	N3-C2-N2	5.43	123.70	119.90
18	2c	1602	C	N1-C2-O2	5.43	122.16	118.90
3	BS	75	G	O5'-P-OP2	-5.43	100.81	105.70
18	2c	457	G	C6-C5-N7	5.43	133.66	130.40
1	BQ	267	G	N3-C4-C5	5.43	131.31	128.60
18	2	730	G	C8-N9-C1'	-5.43	119.94	127.00
3	ZS	113	U	N3-C2-O2	-5.43	118.40	122.20
1	BQ	1521	G	C2-N3-C4	-5.43	109.19	111.90
18	2c	1304	G	N3-C2-N2	5.43	123.70	119.90
1	ZQ	987	U	C5-C6-N1	5.43	125.41	122.70
18	2b	1074	G	C4-N9-C1'	5.42	133.55	126.50
1	YQ	2961	G	C6-C5-N7	-5.42	127.15	130.40
18	2c	1553	G	N1-C2-N2	5.42	121.08	116.20
1	YQ	2259	A	N1-C6-N6	5.42	121.85	118.60
18	2c	1052	U	N1-C2-O2	5.42	126.60	122.80
18	2c	1433	G	C8-N9-C1'	-5.42	119.95	127.00
18	2c	1636	C	N3-C2-O2	-5.42	118.11	121.90
1	ZQ	864	G	N1-C2-N2	-5.42	111.32	116.20
1	ZQ	2407	C	C6-N1-C1'	-5.42	114.29	120.80
1	ZQ	1837	U	N3-C4-O4	5.42	123.19	119.40
1	ZQ	2603	G	C2-N3-C4	-5.42	109.19	111.90
3	YS	137	C	N1-C2-O2	5.42	122.15	118.90
18	2c	1304	G	N7-C8-N9	5.42	115.81	113.10
1	ZQ	3288	G	N1-C6-O6	5.42	123.15	119.90
18	2b	1075	C	C5-C4-N4	-5.42	116.41	120.20
18	2c	145	A	C5-C6-N6	5.42	128.03	123.70
18	2c	397	A	C4-C5-C6	5.42	119.71	117.00
1	ZQ	2948	C	N1-C2-O2	5.42	122.15	118.90
18	2c	85	A	C4-C5-N7	-5.42	107.99	110.70
1	YQ	1651	U	C5-C4-O4	-5.41	122.65	125.90
1	YQ	2167	A	N1-C6-N6	-5.41	115.35	118.60
1	YQ	2304	C	C5-C4-N4	-5.41	116.41	120.20
1	ZQ	945	C	N1-C2-O2	5.41	122.15	118.90
2	YR	94	C	N1-C2-O2	5.41	122.15	118.90
18	2c	627	C	C5-C4-N4	-5.41	116.41	120.20
1	BQ	394	G	C2-N3-C4	-5.41	109.19	111.90
1	BQ	1333	C	N1-C2-O2	5.41	122.15	118.90

Continued on next page...

Continued from previous page...

Mol	Chain	Res	Type	Atoms	Z	Observed(°)	Ideal(°)
1	BQ	1884	A	C5-C6-N6	-5.41	119.37	123.70
18	2	901	G	O4'-C1'-N9	5.41	112.53	108.20
1	ZQ	886	C	C2-N1-C1'	5.41	124.75	118.80
18	2	972	G	N1-C6-O6	5.41	123.14	119.90
3	YS	19	C	C2-N1-C1'	5.41	124.75	118.80
18	2c	1433	G	C4-N9-C1'	5.41	133.53	126.50
1	ZQ	3077	A	C5-C6-N1	5.41	120.40	117.70
1	BQ	2984	C	N1-C2-O2	5.40	122.14	118.90
1	BQ	2647	A	C5-C6-N6	-5.40	119.38	123.70
18	2b	924	A	C5-C6-N1	5.40	120.40	117.70
1	ZQ	726	G	C2-N3-C4	-5.40	109.20	111.90
1	BQ	1424	C	C2-N1-C1'	5.40	124.74	118.80
1	BQ	1891	A	C5-C6-N6	-5.40	119.38	123.70
1	YQ	907	G	N3-C4-C5	5.40	131.30	128.60
1	YQ	1155	C	C5-C4-N4	-5.40	116.42	120.20
1	YQ	2510	U	C5-C6-N1	5.40	125.40	122.70
18	2c	8	U	O4'-C1'-N1	5.40	112.52	108.20
1	ZQ	315	C	C2-N1-C1'	5.40	124.74	118.80
1	ZQ	2399	A	N1-C6-N6	5.40	121.84	118.60
1	ZQ	3075	G	C8-N9-C4	-5.40	104.24	106.40
18	2c	505	A	O4'-C1'-N9	-5.40	103.88	108.20
1	ZQ	803	C	N1-C2-O2	5.40	122.14	118.90
18	2c	583	C	C2-N1-C1'	5.40	124.74	118.80
1	YQ	1496	C	N3-C4-N4	5.40	121.78	118.00
18	2c	1039	A	C6-N1-C2	5.40	121.84	118.60
1	BQ	632	G	C4-N9-C1'	5.39	133.51	126.50
3	BS	14	C	N3-C4-N4	5.39	121.78	118.00
18	2	1172	G	C6-C5-N7	-5.39	127.16	130.40
1	ZQ	1434	G	N1-C2-N2	5.39	121.06	116.20
1	ZQ	2708	C	N1-C2-O2	5.39	122.14	118.90
1	ZQ	3372	A	C6-C5-N7	-5.39	128.52	132.30
18	2	1151	A	N1-C6-N6	5.39	121.83	118.60
1	YQ	418	A	N1-C6-N6	5.39	121.84	118.60
82	mc	35	C	C6-N1-C2	-5.39	118.14	120.30
18	2	1107	G	C4-N9-C1'	5.39	133.51	126.50
18	2c	812	A	O4'-C1'-N9	5.39	112.51	108.20
81	nc	34	A	N1-C6-N6	5.39	121.83	118.60
1	ZQ	648	C	C5-C4-N4	-5.39	116.43	120.20
1	ZQ	1838	G	N1-C6-O6	5.39	123.13	119.90
1	ZQ	2933	A	N1-C6-N6	5.39	121.83	118.60
1	BQ	672	A	N1-C6-N6	5.39	121.83	118.60
1	YQ	1578	C	N3-C2-O2	-5.39	118.13	121.90

Continued on next page...

Continued from previous page...

Mol	Chain	Res	Type	Atoms	Z	Observed(°)	Ideal(°)
1	ZQ	696	C	N1-C2-O2	5.39	122.13	118.90
1	ZQ	2978	U	N3-C2-O2	-5.39	118.43	122.20
1	ZQ	3333	G	N3-C2-N2	5.39	123.67	119.90
1	YQ	1889	G	C8-N9-C1'	-5.38	120.00	127.00
18	2c	65	A	N1-C6-N6	-5.38	115.37	118.60
1	ZQ	43	A	C8-N9-C4	-5.38	103.65	105.80
18	2b	1070	C	N1-C2-O2	5.38	122.13	118.90
1	BQ	367	A	N1-C6-N6	5.38	121.83	118.60
18	2	1467	C	C5-C4-N4	-5.38	116.43	120.20
1	ZQ	3017	A	C4-C5-N7	5.38	113.39	110.70
1	YQ	2119	A	C5-C6-N6	-5.38	119.40	123.70
1	BQ	113	C	C2-N1-C1'	5.38	124.72	118.80
1	BQ	1791	C	N1-C2-O2	5.38	122.13	118.90
18	2	1479	A	C8-N9-C4	5.38	107.95	105.80
18	2c	71	A	N1-C2-N3	5.38	131.99	129.30
18	2c	874	C	C6-N1-C1'	-5.38	114.34	120.80
18	2c	1306	C	N1-C2-O2	5.38	122.13	118.90
1	BQ	2550	U	C2-N1-C1'	5.38	124.15	117.70
1	BQ	2843	U	C2-N1-C1'	5.38	124.15	117.70
18	2b	1458	G	C4-C5-N7	5.38	112.95	110.80
1	ZQ	2399	A	C5-C6-N6	-5.38	119.40	123.70
1	BQ	2960	C	N1-C2-O2	5.38	122.12	118.90
18	2	1553	G	O4'-C1'-N9	5.38	112.50	108.20
1	YQ	1417	G	C2-N3-C4	-5.38	109.21	111.90
1	YQ	1919	G	N3-C4-N9	-5.38	122.78	126.00
1	ZQ	2662	G	C4-N9-C1'	5.38	133.49	126.50
1	ZQ	3150	A	N1-C6-N6	5.38	121.83	118.60
1	BQ	1902	G	C8-N9-C1'	-5.37	120.01	127.00
1	ZQ	654	C	N1-C2-O2	5.37	122.12	118.90
1	ZQ	3085	G	N3-C4-C5	5.37	131.29	128.60
1	ZQ	3343	G	N3-C2-N2	5.37	123.66	119.90
1	YQ	867	G	C2-N3-C4	-5.37	109.21	111.90
1	YQ	2916	U	N3-C4-O4	5.37	123.16	119.40
18	2c	622	A	N1-C6-N6	-5.37	115.38	118.60
18	2c	720	G	P-O3'-C3'	5.37	126.14	119.70
1	YQ	1472	U	N3-C4-O4	5.37	123.16	119.40
18	2c	425	A	N1-C6-N6	5.37	121.82	118.60
18	2c	1102	G	C4-N9-C1'	5.37	133.48	126.50
1	ZQ	1417	G	C2-N3-C4	-5.37	109.22	111.90
1	BQ	1655	G	C6-C5-N7	-5.37	127.18	130.40
18	2c	75	U	N3-C2-O2	-5.37	118.44	122.20
1	ZQ	927	C	N3-C4-N4	5.37	121.76	118.00

Continued on next page...

Continued from previous page...

Mol	Chain	Res	Type	Atoms	Z	Observed(°)	Ideal(°)
1	BQ	360	G	N3-C4-N9	5.37	129.22	126.00
18	2	1632	C	N3-C4-N4	5.37	121.76	118.00
18	2b	804	A	C5-C6-N1	5.37	120.38	117.70
72	AF	39	TYR	C-N-CD	-5.36	108.80	120.60
3	YS	10	A	N1-C6-N6	5.36	121.82	118.60
18	2c	1153	G	C2-N3-C4	-5.36	109.22	111.90
18	2c	1203	A	C4-C5-C6	-5.36	114.32	117.00
1	BQ	3163	A	N9-C4-C5	-5.36	103.66	105.80
18	2c	366	A	C8-N9-C4	5.36	107.94	105.80
1	BQ	1426	C	N1-C2-O2	5.36	122.12	118.90
18	2b	1403	C	N1-C2-O2	5.36	122.12	118.90
1	YQ	2375	G	N3-C4-N9	-5.36	122.78	126.00
18	2c	30	G	C6-C5-N7	-5.36	127.18	130.40
1	ZQ	37	U	C5-C6-N1	5.36	125.38	122.70
1	ZQ	143	G	N3-C4-C5	5.36	131.28	128.60
1	ZQ	2378	C	C2-N1-C1'	5.36	124.70	118.80
18	2	6	G	C6-C5-N7	-5.36	127.19	130.40
1	BQ	1149	G	C2-N3-C4	-5.36	109.22	111.90
1	BQ	3089	C	C5-C4-N4	-5.36	116.45	120.20
18	2	1403	C	N3-C2-O2	-5.36	118.15	121.90
18	2b	888	U	C5-C4-O4	-5.36	122.69	125.90
1	ZQ	656	A	C5-N7-C8	-5.36	101.22	103.90
1	ZQ	948	C	N3-C4-N4	5.36	121.75	118.00
1	ZQ	2393	G	C2-N3-C4	-5.36	109.22	111.90
1	BQ	516	A	C4-C5-N7	5.35	113.38	110.70
1	BQ	3047	U	C5-C4-O4	-5.35	122.69	125.90
18	2c	966	A	N1-C6-N6	-5.35	115.39	118.60
1	BQ	2338	C	C2-N1-C1'	5.35	124.69	118.80
1	YQ	1333	C	C5-C4-N4	-5.35	116.45	120.20
1	BQ	1711	C	N1-C2-O2	5.35	122.11	118.90
1	BQ	2969	A	C5-C6-N6	-5.35	119.42	123.70
18	2b	1602	C	N1-C2-O2	5.35	122.11	118.90
18	2c	639	U	N1-C2-O2	5.35	126.55	122.80
18	2c	304	U	N1-C2-N3	5.35	118.11	114.90
1	BQ	658	G	C6-C5-N7	-5.34	127.19	130.40
1	YQ	13	A	N1-C6-N6	5.34	121.81	118.60
1	BQ	1579	C	N1-C2-O2	5.34	122.10	118.90
1	BQ	2962	U	C5-C4-O4	-5.34	122.70	125.90
1	BQ	3131	U	C2-N1-C1'	5.34	124.11	117.70
1	YQ	8	C	C6-N1-C1'	-5.34	114.39	120.80
18	2b	1740	A	N7-C8-N9	5.34	116.47	113.80
18	2c	1143	A	N3-C4-N9	-5.34	123.13	127.40

Continued on next page...

Continued from previous page...

Mol	Chain	Res	Type	Atoms	Z	Observed(°)	Ideal(°)
18	2	572	C	N1-C2-O2	5.34	122.10	118.90
18	2b	1740	A	C6-C5-N7	-5.33	128.57	132.30
1	ZQ	1155	C	N3-C4-N4	5.33	121.73	118.00
1	BQ	665	A	N1-C6-N6	5.33	121.80	118.60
1	BQ	856	G	N3-C2-N2	5.33	123.63	119.90
1	YQ	3318	G	N3-C4-N9	-5.33	122.80	126.00
18	2c	425	A	C5-N7-C8	-5.33	101.23	103.90
18	2b	728	U	N3-C2-O2	-5.33	118.47	122.20
1	ZQ	654	C	N3-C4-C5	5.33	124.03	121.90
1	BQ	1464	G	C2-N3-C4	-5.33	109.24	111.90
1	BQ	1875	G	C4-C5-N7	5.33	112.93	110.80
18	2c	168	A	N1-C6-N6	5.33	121.80	118.60
18	2c	424	C	C5-C4-N4	-5.33	116.47	120.20
18	2c	1617	U	C6-N1-C2	-5.33	117.81	121.00
1	ZQ	348	A	N1-C6-N6	5.33	121.80	118.60
1	BQ	790	U	C5-C4-O4	-5.32	122.71	125.90
18	2c	1068	C	C6-N1-C2	-5.32	118.17	120.30
1	YQ	1585	C	N3-C2-O2	-5.32	118.17	121.90
18	2	1332	C	N3-C2-O2	-5.32	118.18	121.90
18	2c	991	G	C2-N3-C4	-5.32	109.24	111.90
1	ZQ	3111	U	C5-C6-N1	5.32	125.36	122.70
3	BS	16	G	C2-N3-C4	-5.32	109.24	111.90
1	YQ	1805	C	N1-C2-O2	5.32	122.09	118.90
1	ZQ	820	A	C5-N7-C8	-5.32	101.24	103.90
3	YS	10	A	C4-C5-N7	5.32	113.36	110.70
1	ZQ	1433	A	O4'-C1'-N9	-5.32	103.95	108.20
1	BQ	1332	A	N1-C6-N6	5.31	121.79	118.60
1	ZQ	136	G	N3-C4-C5	5.31	131.26	128.60
1	ZQ	927	C	C5-C4-N4	-5.31	116.48	120.20
1	ZQ	2407	C	C5-C4-N4	-5.31	116.48	120.20
1	ZQ	2572	C	N3-C2-O2	-5.31	118.18	121.90
1	YQ	95	A	O5'-P-OP1	-5.31	100.92	105.70
1	BQ	3092	C	C5-C4-N4	-5.31	116.48	120.20
1	ZQ	3356	G	C8-N9-C1'	-5.31	120.10	127.00
1	BQ	1085	A	N9-C4-C5	-5.31	103.68	105.80
1	BQ	1447	G	C4-N9-C1'	-5.31	119.60	126.50
18	2c	1328	G	N9-C4-C5	5.31	107.52	105.40
18	2	1594	G	C8-N9-C1'	-5.31	120.10	127.00
1	YQ	394	G	C2-N3-C4	-5.31	109.25	111.90
18	2c	398	G	N1-C2-N3	5.30	127.08	123.90
1	YQ	106	A	C6-C5-N7	-5.30	128.59	132.30
1	ZQ	29	C	C2-N1-C1'	5.30	124.63	118.80

Continued on next page...

Continued from previous page...

Mol	Chain	Res	Type	Atoms	Z	Observed(°)	Ideal(°)
1	ZQ	1870	C	N1-C2-O2	5.30	122.08	118.90
18	2b	507	U	C2-N1-C1'	5.30	124.06	117.70
18	2b	1478	G	C4-N9-C1'	5.30	133.39	126.50
1	ZQ	267	G	N3-C4-N9	-5.30	122.82	126.00
1	BQ	1491	A	C6-C5-N7	-5.30	128.59	132.30
1	ZQ	1718	G	C6-C5-N7	-5.30	127.22	130.40
1	ZQ	2304	C	C2-N1-C1'	5.30	124.62	118.80
18	2	391	A	N1-C6-N6	5.29	121.78	118.60
1	YQ	2969	A	C5-C6-N6	-5.29	119.46	123.70
18	2c	1122	G	C2-N3-C4	-5.29	109.25	111.90
1	BQ	1585	C	N3-C2-O2	-5.29	118.19	121.90
1	YQ	958	C	C6-N1-C2	5.29	122.42	120.30
81	nb	35	G	N1-C2-N2	-5.29	111.44	116.20
1	ZQ	1329	U	C5-C6-N1	5.29	125.35	122.70
1	BQ	659	G	C2-N3-C4	-5.29	109.25	111.90
18	2	1161	C	C5-C4-N4	-5.29	116.50	120.20
18	2c	507	U	C2-N1-C1'	5.29	124.05	117.70
18	2c	1549	C	C2-N1-C1'	5.29	124.62	118.80
1	ZQ	916	G	N3-C4-C5	5.29	131.25	128.60
1	ZQ	1433	A	C6-C5-N7	-5.29	128.60	132.30
1	ZQ	2145	A	C5-C6-N6	-5.29	119.47	123.70
1	BQ	1791	C	C2-N1-C1'	5.29	124.62	118.80
1	BQ	3308	C	N3-C4-N4	5.29	121.70	118.00
18	2b	1596	C	C2-N1-C1'	5.29	124.62	118.80
1	YQ	3085	G	N3-C4-N9	-5.29	122.83	126.00
18	2c	1035	G	N9-C4-C5	5.29	107.52	105.40
3	ZS	113	U	N1-C2-O2	5.29	126.50	122.80
1	YQ	1447	G	C2-N3-C4	-5.29	109.26	111.90
18	2c	1107	G	C4-N9-C1'	5.29	133.37	126.50
18	2c	1448	G	C6-C5-N7	-5.29	127.23	130.40
1	ZQ	1519	G	N3-C4-N9	-5.29	122.83	126.00
1	ZQ	1907	C	C5-C4-N4	-5.29	116.50	120.20
82	mb	20	G	C8-N9-C1'	5.28	133.87	127.00
23	Sc	10	LYS	CD-CE-NZ	-5.28	99.55	111.70
1	ZQ	3115	C	C5-C4-N4	-5.28	116.50	120.20
1	YQ	110	G	N9-C4-C5	-5.28	103.29	105.40
1	YQ	2323	G	N1-C2-N2	-5.28	111.45	116.20
1	ZQ	345	G	C5-C6-N1	-5.28	108.86	111.50
3	YS	100	U	N3-C4-O4	5.28	123.09	119.40
18	2c	522	U	P-O3'-C3'	5.28	126.03	119.70
18	2c	609	U	N3-C4-O4	-5.28	115.71	119.40
18	2c	796	A	C8-N9-C1'	-5.28	118.20	127.70

Continued on next page...

Continued from previous page...

Mol	Chain	Res	Type	Atoms	Z	Observed(°)	Ideal(°)
18	2c	1448	G	C4-C5-N7	5.28	112.91	110.80
1	YQ	1661	G	C4-N9-C1'	5.28	133.36	126.50
18	2c	336	G	N7-C8-N9	5.28	115.74	113.10
1	BQ	815	G	C6-C5-N7	-5.27	127.24	130.40
18	2b	591	A	C5-N7-C8	-5.27	101.26	103.90
1	YQ	2961	G	C4-N9-C1'	5.27	133.36	126.50
18	2c	348	U	C5-C4-O4	-5.27	122.74	125.90
1	BQ	1551	C	N1-C2-O2	5.27	122.06	118.90
1	ZQ	2614	G	N9-C4-C5	-5.27	103.29	105.40
1	BQ	3047	U	N3-C4-O4	5.27	123.09	119.40
1	BQ	2977	G	N1-C2-N2	-5.27	111.46	116.20
1	ZQ	816	A	N1-C6-N6	-5.27	115.44	118.60
1	BQ	2526	C	C2-N1-C1'	5.27	124.59	118.80
1	YQ	1895	A	C5-C6-N1	5.27	120.33	117.70
18	2c	1204	A	N1-C6-N6	-5.27	115.44	118.60
18	2c	1593	A	C4-C5-N7	5.27	113.33	110.70
18	2c	1782	A	N1-C6-N6	5.27	121.76	118.60
1	ZQ	824	C	N3-C4-N4	5.27	121.69	118.00
1	BQ	1126	G	C4-N9-C1'	5.27	133.35	126.50
1	YQ	2375	G	N3-C4-C5	5.27	131.23	128.60
1	YQ	106	A	C4-C5-N7	5.26	113.33	110.70
1	YQ	3082	C	N1-C2-O2	5.26	122.06	118.90
18	2c	1244	A	O4'-C1'-N9	5.26	112.41	108.20
2	YR	82	G	C6-C5-N7	-5.26	127.24	130.40
18	2c	1035	G	C4-N9-C1'	-5.26	119.66	126.50
1	ZQ	925	A	N1-C6-N6	5.26	121.76	118.60
1	ZQ	2928	C	N1-C2-O2	5.26	122.06	118.90
1	ZQ	3043	C	N3-C2-O2	-5.26	118.22	121.90
3	ZS	15	G	C2-N3-C4	-5.26	109.27	111.90
1	BQ	277	G	C6-C5-N7	-5.26	127.24	130.40
18	2	1473	U	C6-N1-C1'	-5.26	113.83	121.20
1	BQ	1328	C	N1-C2-O2	5.26	122.06	118.90
18	2b	75	U	C6-N1-C1'	-5.26	113.84	121.20
18	2c	123	G	C4-N9-C1'	5.26	133.34	126.50
18	2c	718	U	C5'-C4'-O4'	5.26	115.41	109.10
1	ZQ	1805	C	N3-C2-O2	-5.26	118.22	121.90
1	BQ	1495	U	C6-N1-C1'	-5.26	113.84	121.20
1	YQ	42	C	C6-N1-C2	-5.26	118.20	120.30
18	2b	1034	C	C5-C4-N4	-5.26	116.52	120.20
18	2c	569	C	N1-C2-O2	5.26	122.05	118.90
18	2c	864	U	O4'-C1'-N1	5.26	112.41	108.20
1	ZQ	1498	A	C5-C6-N6	-5.26	119.50	123.70

Continued on next page...

Continued from previous page...

Mol	Chain	Res	Type	Atoms	Z	Observed(°)	Ideal(°)
2	ZR	37	G	N3-C2-N2	5.25	123.58	119.90
3	BS	38	U	C6-N1-C1'	-5.25	113.84	121.20
1	YQ	110	G	C4-C5-N7	5.25	112.90	110.80
18	2c	1791	A	N1-C6-N6	5.25	121.75	118.60
1	ZQ	1447	G	C4-N9-C1'	-5.25	119.67	126.50
1	ZQ	2585	G	C4-N9-C1'	5.25	133.33	126.50
1	BQ	2406	C	N1-C2-O2	5.25	122.05	118.90
18	2	1478	G	C4-N9-C1'	5.25	133.33	126.50
1	YQ	3150	A	N1-C6-N6	5.25	121.75	118.60
1	BQ	1461	A	C4-C5-N7	5.25	113.33	110.70
1	YQ	2255	A	N9-C4-C5	5.25	107.90	105.80
63	XR	21	ARG	NE-CZ-NH1	5.25	122.92	120.30
1	YQ	2252	A	N3-C4-N9	5.25	131.60	127.40
18	2c	614	C	N1-C2-O2	5.25	122.05	118.90
1	ZQ	3213	A	N1-C6-N6	5.25	121.75	118.60
3	ZS	45	C	C5-C4-N4	-5.25	116.53	120.20
1	BQ	2584	G	C4-N9-C1'	5.25	133.32	126.50
18	2c	1580	C	C5-C4-N4	-5.25	116.53	120.20
1	BQ	824	C	C5-C4-N4	-5.24	116.53	120.20
18	2c	1593	A	C6-C5-N7	-5.24	128.63	132.30
1	BQ	106	A	C4-C5-N7	5.24	113.32	110.70
1	YQ	3105	U	C5-C6-N1	5.24	125.32	122.70
1	ZQ	1197	A	C5-C6-N6	-5.24	119.51	123.70
1	ZQ	1838	G	N3-C4-C5	5.24	131.22	128.60
1	BQ	976	U	C5-C4-O4	-5.24	122.75	125.90
18	2	1464	G	N3-C2-N2	5.24	123.57	119.90
18	2b	434	G	N3-C4-N9	-5.24	122.86	126.00
18	2c	1124	A	C5-C6-N6	-5.24	119.51	123.70
1	ZQ	1685	C	C2-N1-C1'	5.24	124.56	118.80
1	BQ	2190	U	C5-C4-O4	-5.24	122.76	125.90
18	2b	1553	G	C2-N3-C4	5.24	114.52	111.90
1	YQ	2323	G	N3-C2-N2	5.24	123.57	119.90
18	2c	447	U	N3-C4-O4	5.24	123.07	119.40
43	dc	125	LEU	CA-CB-CG	5.24	127.35	115.30
1	BQ	2579	G	C2-N3-C4	-5.24	109.28	111.90
18	2c	1317	C	N1-C2-O2	5.24	122.04	118.90
1	ZQ	1928	G	C2-N3-C4	-5.24	109.28	111.90
1	BQ	403	C	C2-N1-C1'	5.24	124.56	118.80
1	YQ	1911	A	C5-C6-N6	-5.24	119.51	123.70
18	2c	385	A	C5-C6-N1	5.24	120.32	117.70
18	2c	783	G	C6-C5-N7	-5.24	127.26	130.40
1	ZQ	1412	G	N7-C8-N9	5.23	115.72	113.10

Continued on next page...

Continued from previous page...

Mol	Chain	Res	Type	Atoms	Z	Observed(°)	Ideal(°)
1	ZQ	2809	C	C5-C4-N4	-5.23	116.54	120.20
1	ZQ	2130	G	C2-N3-C4	-5.23	109.28	111.90
1	ZQ	2785	A	C5-C6-N6	-5.23	119.52	123.70
1	BQ	3341	U	P-O3'-C3'	5.23	125.97	119.70
18	2b	501	U	P-O3'-C3'	5.23	125.97	119.70
1	YQ	2876	C	N1-C2-O2	5.23	122.04	118.90
18	2c	601	A	C5-N7-C8	-5.23	101.29	103.90
1	ZQ	106	A	N9-C4-C5	-5.23	103.71	105.80
1	ZQ	856	G	C2-N3-C4	-5.23	109.29	111.90
1	BQ	3288	G	N3-C4-N9	5.23	129.13	126.00
18	2c	446	A	C4-C5-N7	5.23	113.31	110.70
1	ZQ	2139	A	N1-C6-N6	5.23	121.74	118.60
3	BS	10	A	C5-C6-N6	-5.22	119.52	123.70
18	2b	30	G	C4-N9-C1'	5.22	133.29	126.50
1	YQ	3294	A	N1-C6-N6	5.22	121.73	118.60
3	YS	106	C	N3-C4-N4	5.22	121.66	118.00
18	2c	1327	C	N3-C2-O2	-5.22	118.24	121.90
1	ZQ	290	G	N1-C2-N2	-5.22	111.50	116.20
1	ZQ	2407	C	C5-C6-N1	5.22	123.61	121.00
1	ZQ	803	C	C2-N1-C1'	5.22	124.54	118.80
1	ZQ	3230	G	N3-C4-C5	5.22	131.21	128.60
18	2	623	A	C5-C6-N6	-5.22	119.52	123.70
18	2	1553	G	N1-C2-N2	5.22	120.90	116.20
1	YQ	1447	G	N3-C2-N2	-5.22	116.25	119.90
1	YQ	2204	C	C2-N1-C1'	5.22	124.54	118.80
1	BQ	2400	G	N3-C4-C5	5.22	131.21	128.60
1	YQ	403	C	C2-N1-C1'	5.22	124.54	118.80
1	ZQ	1858	A	O4'-C1'-N9	5.22	112.38	108.20
1	BQ	1579	C	N1-C2-N3	5.21	122.85	119.20
1	BQ	3317	U	P-O3'-C3'	5.21	125.96	119.70
1	YQ	857	G	N3-C2-N2	-5.21	116.25	119.90
18	2c	1112	G	C2-N3-C4	-5.21	109.29	111.90
1	BQ	2366	C	C2-N1-C1'	5.21	124.53	118.80
1	BQ	2708	C	N1-C2-O2	5.21	122.03	118.90
25	Tc	31	ARG	NE-CZ-NH1	5.21	122.91	120.30
1	ZQ	1893	A	C5-C6-N6	-5.21	119.53	123.70
3	ZS	62	C	N3-C4-C5	5.21	123.98	121.90
1	ZQ	1176	C	C2-N1-C1'	5.21	124.53	118.80
1	BQ	3193	C	C5-C6-N1	5.21	123.60	121.00
1	YQ	364	G	C2-N3-C4	-5.21	109.30	111.90
1	ZQ	824	C	C2-N1-C1'	5.21	124.53	118.80
1	ZQ	1380	G	C2-N3-C4	-5.21	109.30	111.90

Continued on next page...

Continued from previous page...

Mol	Chain	Res	Type	Atoms	Z	Observed(°)	Ideal(°)
1	YQ	1592	G	C2-N3-C4	-5.21	109.30	111.90
1	YQ	2249	G	N1-C2-N2	-5.21	111.52	116.20
3	ZS	10	A	N1-C6-N6	5.21	121.72	118.60
1	BQ	1447	G	N3-C4-N9	-5.21	122.88	126.00
1	YQ	106	A	C5-N7-C8	-5.20	101.30	103.90
18	2c	1767	G	N3-C4-N9	5.20	129.12	126.00
1	BQ	2969	A	N1-C6-N6	5.20	121.72	118.60
1	YQ	1889	G	C4-N9-C1'	5.20	133.26	126.50
1	BQ	896	A	O4'-C1'-N9	5.20	112.36	108.20
1	BQ	2406	C	C2-N1-C1'	5.20	124.52	118.80
18	2	1733	C	N3-C2-O2	-5.20	118.26	121.90
1	YQ	1198	C	N3-C4-C5	5.20	123.98	121.90
18	2c	97	C	N1-C2-O2	5.20	122.02	118.90
18	2c	1203	A	C8-N9-C4	5.20	107.88	105.80
1	ZQ	950	G	C4-N9-C1'	5.20	133.26	126.50
1	YQ	1481	A	C4-N9-C1'	5.20	135.66	126.30
1	YQ	2998	U	C5-C4-O4	-5.20	122.78	125.90
18	2c	1052	U	N3-C2-O2	-5.20	118.56	122.20
3	ZS	12	A	N9-C4-C5	-5.20	103.72	105.80
18	2c	1162	C	N3-C4-N4	5.20	121.64	118.00
1	ZQ	171	G	C4-N9-C1'	-5.20	119.74	126.50
1	ZQ	916	G	P-O3'-C3'	5.20	125.94	119.70
1	BQ	2600	C	N1-C2-O2	5.20	122.02	118.90
18	2b	1112	G	C2-N3-C4	-5.20	109.30	111.90
1	YQ	516	A	C4-C5-N7	5.20	113.30	110.70
1	YQ	95	A	N1-C2-N3	5.19	131.90	129.30
18	2c	455	C	C5-C4-N4	-5.19	116.56	120.20
1	ZQ	1655	G	N3-C2-N2	5.19	123.54	119.90
1	BQ	3362	A	C5-N7-C8	-5.19	101.30	103.90
1	YQ	3097	C	C6-N1-C2	-5.19	118.22	120.30
18	2c	274	G	O4'-C1'-N9	5.19	112.35	108.20
1	ZQ	94	G	N3-C2-N2	5.19	123.53	119.90
1	ZQ	267	G	C8-N9-C1'	5.19	133.75	127.00
1	ZQ	1713	G	N3-C4-N9	-5.19	122.89	126.00
1	ZQ	3337	G	N9-C4-C5	-5.19	103.32	105.40
1	BQ	2137	U	N1-C2-O2	5.19	126.43	122.80
1	BQ	2969	A	N9-C4-C5	-5.19	103.72	105.80
18	2b	1540	G	N3-C4-N9	5.19	129.12	126.00
1	YQ	340	C	N1-C2-O2	5.19	122.01	118.90
1	YQ	1379	G	C2-N3-C4	-5.19	109.31	111.90
1	YQ	3097	C	N1-C2-O2	5.19	122.01	118.90
18	2c	1784	C	C5-C4-N4	-5.19	116.57	120.20

Continued on next page...

Continued from previous page...

Mol	Chain	Res	Type	Atoms	Z	Observed(°)	Ideal(°)
1	ZQ	2962	U	C5-C6-N1	5.19	125.30	122.70
18	2b	1332	C	C6-N1-C2	-5.19	118.22	120.30
1	YQ	659	G	N1-C2-N2	-5.19	111.53	116.20
1	YQ	2625	C	C6-N1-C1'	-5.19	114.57	120.80
18	2c	1764	C	C6-N1-C2	-5.19	118.22	120.30
1	ZQ	1148	G	N1-C6-O6	5.19	123.01	119.90
1	ZQ	2111	G	C2-N3-C4	-5.19	109.31	111.90
18	2b	1157	A	C5-C6-N1	5.19	120.29	117.70
18	2c	1555	A	C5-C6-N1	5.19	120.29	117.70
1	ZQ	2115	G	C2-N3-C4	-5.19	109.31	111.90
1	BQ	2135	U	C5-C4-O4	-5.18	122.79	125.90
18	2c	1594	G	N9-C4-C5	-5.18	103.33	105.40
1	ZQ	360	G	N1-C2-N2	-5.18	111.53	116.20
82	mc	57	C	C6-N1-C2	-5.18	118.23	120.30
18	2c	360	A	N9-C4-C5	5.18	107.87	105.80
18	2c	934	C	N1-C2-O2	5.18	122.01	118.90
18	2c	1516	A	N1-C6-N6	-5.18	115.49	118.60
18	2c	1617	U	C5-C6-N1	5.18	125.29	122.70
1	ZQ	2248	C	C6-N1-C2	5.18	122.37	120.30
1	YQ	1844	C	C6-N1-C1'	-5.18	114.58	120.80
1	ZQ	2261	G	C2-N3-C4	-5.18	109.31	111.90
3	ZS	47	C	C2-N1-C1'	5.18	124.50	118.80
18	2c	773	C	N3-C2-O2	-5.18	118.27	121.90
1	ZQ	963	G	C5-N7-C8	-5.18	101.71	104.30
1	YQ	694	C	N3-C2-O2	-5.18	118.28	121.90
18	2b	591	A	N7-C8-N9	5.18	116.39	113.80
1	YQ	857	G	N3-C4-C5	5.18	131.19	128.60
1	YQ	1857	C	C2-N1-C1'	5.18	124.50	118.80
1	ZQ	1718	G	N1-C2-N2	-5.18	111.54	116.20
18	2	1594	G	N3-C4-N9	5.17	129.10	126.00
1	YQ	1911	A	C5-N7-C8	-5.17	101.31	103.90
1	ZQ	1158	A	C5-N7-C8	-5.17	101.31	103.90
3	ZS	104	A	C8-N9-C4	-5.17	103.73	105.80
82	mc	33	C	C5-C4-N4	-5.17	116.58	120.20
18	2	1623	C	N3-C2-O2	-5.17	118.28	121.90
1	YQ	635	G	C2-N3-C4	-5.17	109.31	111.90
1	BQ	701	G	C8-N9-C4	-5.17	104.33	106.40
1	BQ	1895	A	C5-C6-N6	-5.17	119.56	123.70
18	2b	1509	C	N1-C2-O2	5.17	122.00	118.90
18	2c	1784	C	N3-C4-N4	5.17	121.62	118.00
1	YQ	920	A	C4-C5-C6	-5.17	114.42	117.00
1	BQ	106	A	N9-C4-C5	-5.17	103.73	105.80

Continued on next page...

Continued from previous page...

Mol	Chain	Res	Type	Atoms	Z	Observed(°)	Ideal(°)
1	BQ	1875	G	N1-C6-O6	5.17	123.00	119.90
1	ZQ	1448	U	C5-C4-O4	-5.17	122.80	125.90
1	BQ	1428	A	C5-C6-N6	-5.17	119.57	123.70
18	2	214	G	N3-C4-C5	5.17	131.18	128.60
1	ZQ	1761	C	P-O3'-C3'	5.17	125.90	119.70
1	BQ	1152	G	C4-C5-N7	5.17	112.87	110.80
1	BQ	2400	G	N3-C4-N9	-5.17	122.90	126.00
1	BQ	2741	C	N1-C2-O2	5.16	122.00	118.90
18	2	1389	C	C2-N1-C1'	5.16	124.48	118.80
1	YQ	2366	C	C2-N1-C1'	5.16	124.48	118.80
18	2c	11	A	N1-C6-N6	-5.16	115.50	118.60
18	2c	346	G	N3-C4-N9	5.16	129.10	126.00
18	2c	434	G	C2-N3-C4	-5.16	109.32	111.90
18	2c	1383	G	N3-C2-N2	5.16	123.52	119.90
1	ZQ	787	G	C6-C5-N7	-5.16	127.30	130.40
1	ZQ	1476	G	N3-C2-N2	-5.16	116.29	119.90
1	BQ	706	A	N1-C6-N6	5.16	121.70	118.60
1	YQ	1155	C	N1-C2-O2	5.16	122.00	118.90
1	BQ	1884	A	N1-C6-N6	5.16	121.70	118.60
1	BQ	3361	G	N3-C4-C5	5.16	131.18	128.60
1	ZQ	950	G	C8-N9-C1'	-5.16	120.29	127.00
1	BQ	1521	G	N3-C4-C5	5.16	131.18	128.60
18	2b	1633	A	C5-C6-N6	-5.16	119.57	123.70
1	YQ	225	C	N1-C2-O2	5.16	122.00	118.90
82	mb	20	G	C4-N9-C1'	-5.16	119.79	126.50
18	2c	931	C	C6-N1-C2	-5.16	118.24	120.30
18	2c	1651	A	C5-N7-C8	-5.16	101.32	103.90
2	BR	94	C	N1-C2-O2	5.16	121.99	118.90
18	2c	927	C	C5-C4-N4	-5.16	116.59	120.20
18	2c	1331	A	C5-N7-C8	-5.16	101.32	103.90
1	ZQ	3269	U	P-O3'-C3'	5.16	125.89	119.70
18	2b	1188	G	N7-C8-N9	5.16	115.68	113.10
18	2c	457	G	N1-C6-O6	-5.16	116.81	119.90
18	2c	786	C	C6-N1-C2	-5.16	118.24	120.30
1	YQ	926	A	C4-C5-N7	5.15	113.28	110.70
1	YQ	1199	C	C6-N1-C2	5.15	122.36	120.30
18	2c	360	A	C8-N9-C1'	5.15	136.98	127.70
1	ZQ	1904	C	N3-C4-C5	5.15	123.96	121.90
1	BQ	2108	C	N1-C2-O2	5.15	121.99	118.90
18	2	367	A	N1-C6-N6	5.15	121.69	118.60
1	YQ	1491	A	N1-C6-N6	5.15	121.69	118.60
1	YQ	1879	A	C4-C5-N7	5.15	113.28	110.70

Continued on next page...

Continued from previous page...

Mol	Chain	Res	Type	Atoms	Z	Observed(°)	Ideal(°)
1	YQ	2362	C	C6-N1-C2	-5.15	118.24	120.30
18	2c	1306	C	C6-N1-C2	-5.15	118.24	120.30
1	ZQ	1685	C	N3-C2-O2	-5.15	118.30	121.90
18	2	18	C	N3-C2-O2	-5.15	118.30	121.90
18	2	299	A	N9-C4-C5	-5.15	103.74	105.80
1	ZQ	1887	A	N1-C6-N6	5.15	121.69	118.60
1	ZQ	2788	C	N1-C2-O2	5.15	121.99	118.90
1	ZQ	2957	G	C2-N3-C4	-5.15	109.33	111.90
1	BQ	1495	U	N3-C2-O2	-5.15	118.60	122.20
1	ZQ	812	G	N3-C2-N2	-5.15	116.30	119.90
18	2	991	G	C2-N3-C4	-5.14	109.33	111.90
1	YQ	2108	C	N1-C2-O2	5.14	121.99	118.90
3	YS	10	A	C5-N7-C8	-5.14	101.33	103.90
18	2c	423	G	N1-C6-O6	5.14	122.99	119.90
1	ZQ	2555	G	N3-C4-C5	5.14	131.17	128.60
1	BQ	3038	U	C5-C4-O4	-5.14	122.81	125.90
2	YR	85	G	N3-C2-N2	5.14	123.50	119.90
18	2c	291	G	N3-C4-C5	-5.14	126.03	128.60
18	2c	1478	G	C6-C5-N7	-5.14	127.31	130.40
18	2c	1767	G	C8-N9-C4	-5.14	104.34	106.40
18	2b	1750	A	C5-C6-N6	-5.14	119.59	123.70
18	2c	1097	U	O4'-C1'-N1	5.14	112.31	108.20
1	YQ	1062	A	P-O3'-C3'	5.14	125.87	119.70
1	YQ	3058	U	N3-C2-O2	-5.14	118.60	122.20
1	ZQ	1277	C	N3-C2-O2	-5.14	118.30	121.90
1	BQ	1332	A	C5-C6-N6	-5.14	119.59	123.70
1	YQ	3093	C	C6-N1-C2	-5.14	118.25	120.30
18	2b	839	U	C2-N1-C1'	5.14	123.86	117.70
18	2b	1088	A	C5-C6-N1	5.14	120.27	117.70
18	2b	1766	A	C5-C6-N6	-5.14	119.59	123.70
1	BQ	3362	A	C5-C6-N6	-5.13	119.59	123.70
18	2	229	U	C5-C4-O4	-5.13	122.82	125.90
1	YQ	2196	C	C2-N1-C1'	5.13	124.45	118.80
18	2c	1742	U	C5-C4-O4	-5.13	122.82	125.90
1	ZQ	3220	G	C4-C5-N7	5.13	112.85	110.80
1	BQ	341	G	N1-C2-N2	-5.13	111.58	116.20
1	BQ	2370	G	N3-C4-C5	5.13	131.17	128.60
1	BQ	1889	G	C8-N9-C1'	-5.13	120.33	127.00
18	2	431	C	N1-C2-O2	5.13	121.98	118.90
18	2	1473	U	N1-C2-O2	5.13	126.39	122.80
1	YQ	8	C	N3-C2-O2	-5.13	118.31	121.90
1	YQ	2304	C	C2-N1-C1'	5.13	124.45	118.80

Continued on next page...

Continued from previous page...

Mol	Chain	Res	Type	Atoms	Z	Observed(°)	Ideal(°)
1	ZQ	1748	G	N1-C2-N2	-5.13	111.58	116.20
18	2c	250	C	C2-N1-C1'	5.13	124.44	118.80
1	ZQ	2555	G	N3-C4-N9	-5.13	122.92	126.00
18	2	1464	G	N1-C2-N2	-5.13	111.58	116.20
2	YR	19	C	C2-N1-C1'	5.13	124.44	118.80
1	BQ	255	A	N7-C8-N9	5.13	116.36	113.80
1	BQ	1336	U	C5-C4-O4	-5.13	122.82	125.90
1	BQ	1791	C	C6-N1-C1'	-5.13	114.65	120.80
1	BQ	2134	G	C6-C5-N7	-5.13	127.32	130.40
1	YQ	22	G	N3-C4-C5	5.13	131.16	128.60
1	YQ	2338	C	C2-N1-C1'	5.13	124.44	118.80
18	2c	1122	G	N1-C2-N2	-5.13	111.59	116.20
1	BQ	3274	A	C8-N9-C4	-5.12	103.75	105.80
1	YQ	225	C	C5-C4-N4	-5.12	116.61	120.20
1	YQ	584	G	N3-C4-N9	-5.12	122.92	126.00
1	YQ	2947	G	N3-C4-N9	-5.12	122.93	126.00
1	ZQ	318	A	N1-C6-N6	-5.12	115.53	118.60
1	ZQ	1433	A	C8-N9-C4	-5.12	103.75	105.80
18	2	1478	G	C8-N9-C1'	-5.12	120.34	127.00
1	YQ	1479	U	N3-C4-O4	5.12	122.99	119.40
18	2c	1418	G	C8-N9-C1'	-5.12	120.34	127.00
1	ZQ	1178	G	N1-C2-N2	-5.12	111.59	116.20
18	2	1749	A	C5-C6-N6	-5.12	119.60	123.70
3	YS	113	U	C6-N1-C1'	-5.12	114.03	121.20
18	2c	686	C	C5-C6-N1	5.12	123.56	121.00
1	ZQ	407	A	C4-C5-N7	5.12	113.26	110.70
1	ZQ	1948	G	C5-C6-O6	5.12	131.67	128.60
2	BR	89	G	C2-N3-C4	-5.12	109.34	111.90
18	2c	1086	A	C8-N9-C1'	-5.12	118.48	127.70
1	ZQ	988	U	N3-C4-O4	5.12	122.98	119.40
1	ZQ	2852	C	C5-C4-N4	-5.12	116.62	120.20
1	BQ	1527	C	C5-C4-N4	-5.12	116.62	120.20
1	BQ	2928	C	N1-C2-O2	5.12	121.97	118.90
18	2	1672	G	C4-N9-C1'	5.12	133.15	126.50
1	YQ	3081	C	C5-C4-N4	-5.12	116.62	120.20
81	nb	36	G	N3-C2-N2	5.12	123.48	119.90
18	2c	300	A	N3-C4-N9	-5.12	123.31	127.40
1	ZQ	90	C	C5-C4-N4	-5.12	116.62	120.20
3	ZS	11	C	C5-C4-N4	-5.12	116.62	120.20
1	BQ	1815	U	P-O3'-C3'	5.11	125.84	119.70
1	BQ	2278	C	C6-N1-C2	5.11	122.35	120.30
1	YQ	345	G	N1-C2-N3	5.11	126.97	123.90

Continued on next page...

Continued from previous page...

Mol	Chain	Res	Type	Atoms	Z	Observed(°)	Ideal(°)
1	YQ	2939	G	N1-C2-N2	-5.11	111.60	116.20
18	2c	830	U	C2-N1-C1'	5.11	123.84	117.70
18	2c	1277	G	C8-N9-C1'	-5.11	120.35	127.00
1	ZQ	1476	G	C2-N3-C4	-5.11	109.34	111.90
1	BQ	3367	C	N1-C2-O2	5.11	121.97	118.90
1	YQ	3163	A	N9-C4-C5	-5.11	103.75	105.80
1	BQ	341	G	N3-C2-N2	5.11	123.48	119.90
1	YQ	3317	U	C2-N1-C1'	5.11	123.83	117.70
18	2c	1177	C	N1-C2-O2	5.11	121.97	118.90
1	ZQ	360	G	C8-N9-C1'	-5.11	120.36	127.00
1	BQ	364	G	N3-C2-N2	5.11	123.48	119.90
1	BQ	2722	U	C5-C4-O4	-5.11	122.83	125.90
1	BQ	3051	U	C5-C4-O4	-5.11	122.83	125.90
1	ZQ	635	G	C2-N3-C4	-5.11	109.35	111.90
1	BQ	2512	C	N1-C2-O2	5.11	121.96	118.90
18	2	501	U	P-O3'-C3'	5.11	125.83	119.70
18	2c	1033	C	N3-C4-N4	-5.11	114.42	118.00
18	2	367	A	C5-C6-N6	-5.11	119.62	123.70
1	YQ	1432	C	N3-C4-C5	5.11	123.94	121.90
1	YQ	3051	U	C5-C4-O4	-5.11	122.84	125.90
18	2c	1161	C	C2-N1-C1'	5.11	124.42	118.80
1	BQ	1579	C	C5-C4-N4	5.10	123.77	120.20
1	ZQ	315	C	N3-C4-N4	5.10	121.57	118.00
1	BQ	820	A	C5-C6-N6	-5.10	119.62	123.70
8	BM	26	ARG	NE-CZ-NH1	5.10	122.85	120.30
69	BN	31	ARG	NE-CZ-NH1	5.10	122.85	120.30
1	YQ	394	G	N3-C4-C5	5.10	131.15	128.60
1	YQ	1521	G	C2-N3-C4	-5.10	109.35	111.90
18	2c	17	C	N3-C2-O2	-5.10	118.33	121.90
18	2c	363	G	C5-C6-O6	-5.10	125.54	128.60
18	2c	610	G	N3-C2-N2	-5.10	116.33	119.90
1	BQ	1602	A	O4'-C1'-N9	-5.10	104.12	108.20
18	2c	1153	G	N1-C2-N2	-5.10	111.61	116.20
18	2b	591	A	C4-C5-N7	5.10	113.25	110.70
1	YQ	1419	A	C5-C6-N1	5.10	120.25	117.70
18	2c	346	G	C4-N9-C1'	5.10	133.13	126.50
18	2c	1762	A	N1-C6-N6	5.10	121.66	118.60
1	BQ	1782	U	C5-C4-O4	-5.10	122.84	125.90
2	BR	19	C	C2-N1-C1'	5.10	124.41	118.80
2	YR	47	C	N3-C2-O2	-5.10	118.33	121.90
18	2c	1011	G	C6-C5-N7	-5.10	127.34	130.40
1	ZQ	1943	C	N3-C2-O2	-5.10	118.33	121.90

Continued on next page...

Continued from previous page...

Mol	Chain	Res	Type	Atoms	Z	Observed(°)	Ideal(°)
1	ZQ	3345	G	N3-C4-N9	-5.10	122.94	126.00
18	2b	887	A	C5-N7-C8	-5.09	101.35	103.90
1	YQ	2146	C	C6-N1-C1'	-5.09	114.69	120.80
2	YR	98	C	N1-C2-O2	5.09	121.96	118.90
1	ZQ	267	G	N3-C4-C5	5.09	131.15	128.60
1	ZQ	1878	G	C8-N9-C1'	-5.09	120.38	127.00
1	ZQ	3288	G	C5-C6-O6	-5.09	125.54	128.60
1	BQ	1426	C	N3-C2-O2	-5.09	118.33	121.90
1	YQ	2876	C	C2-N1-C1'	5.09	124.40	118.80
1	ZQ	1534	A	O4'-C1'-N9	5.09	112.28	108.20
18	2b	1554	U	N3-C2-O2	-5.09	118.64	122.20
1	YQ	3139	A	C5-C6-N1	5.09	120.25	117.70
18	2c	575	C	C6-N1-C2	-5.09	118.26	120.30
3	ZS	100	U	C5-C6-N1	5.09	125.25	122.70
1	YQ	2885	C	N3-C4-N4	5.09	121.56	118.00
1	ZQ	2662	G	C8-N9-C1'	-5.09	120.38	127.00
18	2	728	U	N1-C2-O2	5.09	126.36	122.80
1	YQ	1437	C	C2-N1-C1'	5.09	124.40	118.80
1	BQ	1711	C	C2-N1-C1'	5.09	124.40	118.80
1	BQ	2969	A	C4-C5-N7	5.09	113.24	110.70
1	YQ	586	C	N1-C2-O2	5.09	121.95	118.90
18	2c	1143	A	C4-C5-C6	-5.09	114.46	117.00
18	2c	1490	C	O4'-C1'-N1	5.09	112.27	108.20
1	BQ	1483	G	O4'-C1'-N9	5.08	112.27	108.20
1	BQ	2114	C	C6-N1-C2	-5.08	118.27	120.30
18	2b	1553	G	C8-N9-C4	-5.08	104.37	106.40
1	BQ	635	G	N3-C4-N9	-5.08	122.95	126.00
1	BQ	876	A	N9-C4-C5	-5.08	103.77	105.80
1	YQ	2331	C	C2-N1-C1'	5.08	124.39	118.80
1	ZQ	642	U	C5-C6-N1	5.08	125.24	122.70
1	ZQ	1141	C	N3-C2-O2	-5.08	118.34	121.90
1	ZQ	1521	G	C8-N9-C4	5.08	108.43	106.40
1	ZQ	2954	U	C2-N1-C1'	5.08	123.80	117.70
1	BQ	2625	C	C2-N1-C1'	5.08	124.39	118.80
18	2c	1101	G	N3-C4-N9	5.08	129.05	126.00
1	ZQ	2813	A	C4-C5-N7	5.08	113.24	110.70
28	Wc	53	ARG	NE-CZ-NH2	5.08	122.84	120.30
1	ZQ	3043	C	N1-C2-O2	5.08	121.95	118.90
1	BQ	8	C	C2-N1-C1'	5.08	124.39	118.80
1	BQ	1851	G	C6-C5-N7	-5.08	127.35	130.40
1	YQ	2263	C	N1-C2-O2	5.08	121.95	118.90
18	2	1458	G	N9-C4-C5	-5.08	103.37	105.40

Continued on next page...

Continued from previous page...

Mol	Chain	Res	Type	Atoms	Z	Observed(°)	Ideal(°)
18	2b	1458	G	N9-C4-C5	-5.08	103.37	105.40
1	YQ	345	G	N1-C2-N2	-5.08	111.63	116.20
1	YQ	1284	C	C5-C4-N4	-5.08	116.65	120.20
3	YS	22	U	O4'-C1'-N1	5.08	112.26	108.20
18	2c	866	G	N1-C2-N2	-5.08	111.63	116.20
18	2c	1125	A	N1-C6-N6	5.08	121.64	118.60
1	BQ	1284	C	N3-C4-N4	5.07	121.55	118.00
1	BQ	2418	G	P-O3'-C3'	5.07	125.79	119.70
18	2	703	G	N3-C4-N9	-5.07	122.96	126.00
18	2c	612	U	C6-N1-C1'	5.07	128.30	121.20
1	ZQ	2165	G	C2-N3-C4	-5.07	109.36	111.90
18	2	1784	C	C2-N1-C1'	5.07	124.38	118.80
1	YQ	373	A	N9-C4-C5	-5.07	103.77	105.80
18	2c	446	A	C5-N7-C8	-5.07	101.36	103.90
1	ZQ	1919	G	C2-N3-C4	-5.07	109.36	111.90
1	BQ	277	G	N1-C6-O6	5.07	122.94	119.90
18	2c	377	G	N1-C2-N2	-5.07	111.64	116.20
1	ZQ	2375	G	N3-C4-C5	5.07	131.14	128.60
1	ZQ	2970	C	C5-C4-N4	-5.07	116.65	120.20
1	ZQ	3137	C	N1-C2-O2	5.07	121.94	118.90
18	2b	1130	G	N1-C2-N2	-5.07	111.64	116.20
1	YQ	706	A	C5-C6-N6	-5.07	119.64	123.70
18	2c	641	G	P-O3'-C3'	5.07	125.78	119.70
18	2	1581	C	C2-N1-C1'	5.07	124.37	118.80
1	YQ	638	C	C5-C4-N4	-5.07	116.65	120.20
1	YQ	2892	A	C5-C6-N1	5.07	120.23	117.70
1	YQ	2961	G	N7-C8-N9	5.07	115.63	113.10
1	YQ	3039	C	N3-C2-O2	-5.07	118.35	121.90
82	mb	65	G	N3-C2-N2	5.07	123.45	119.90
18	2c	937	C	C2-N1-C1'	5.07	124.37	118.80
2	ZR	116	C	C2-N1-C1'	5.07	124.37	118.80
18	2b	887	A	N7-C8-N9	5.06	116.33	113.80
18	2c	865	A	C5-C6-N1	5.06	120.23	117.70
1	YQ	1373	A	C5-C6-N6	-5.06	119.65	123.70
1	YQ	1844	C	C5-C4-N4	-5.06	116.66	120.20
18	2c	301	A	N1-C6-N6	-5.06	115.56	118.60
18	2c	603	U	C5-C4-O4	-5.06	122.86	125.90
3	BS	104	A	N7-C8-N9	5.06	116.33	113.80
1	ZQ	912	G	N1-C2-N2	-5.06	111.64	116.20
1	YQ	144	A	C5-C6-N6	-5.06	119.65	123.70
1	YQ	2156	C	N3-C4-C5	5.06	123.92	121.90
1	ZQ	24	G	C2-N3-C4	-5.06	109.37	111.90

Continued on next page...

Continued from previous page...

Mol	Chain	Res	Type	Atoms	Z	Observed(°)	Ideal(°)
1	ZQ	2098	C	C5-C4-N4	5.06	123.74	120.20
1	BQ	2870	C	O4'-C1'-N1	5.06	112.25	108.20
18	2	1744	A	C5-C6-N1	5.06	120.23	117.70
1	YQ	1761	C	OP1-P-O3'	5.06	116.33	105.20
1	YQ	2374	C	C5-C4-N4	-5.06	116.66	120.20
1	YQ	2550	U	C2-N1-C1'	5.06	123.77	117.70
18	2c	776	G	C5-C6-N1	5.06	114.03	111.50
1	BQ	2207	A	P-O3'-C3'	5.06	125.77	119.70
1	YQ	1911	A	N7-C8-N9	5.06	116.33	113.80
1	YQ	2558	U	C5-C6-N1	5.06	125.23	122.70
1	BQ	3084	C	N1-C2-O2	5.05	121.93	118.90
18	2	1317	C	N3-C2-O2	-5.05	118.36	121.90
18	2c	418	G	C4-N9-C1'	5.05	133.07	126.50
1	ZQ	2375	G	C2-N3-C4	-5.05	109.37	111.90
1	ZQ	2414	G	C2-N3-C4	-5.05	109.37	111.90
18	2c	425	A	N9-C4-C5	-5.05	103.78	105.80
1	ZQ	115	A	C4-C5-N7	5.05	113.23	110.70
1	ZQ	364	G	N1-C2-N2	-5.05	111.65	116.20
18	2	278	U	C2-N1-C1'	5.05	123.76	117.70
18	2	1663	G	N7-C8-N9	5.05	115.63	113.10
18	2b	1246	C	N1-C2-O2	5.05	121.93	118.90
1	YQ	864	G	C2-N3-C4	-5.05	109.38	111.90
1	YQ	1460	A	N1-C6-N6	5.05	121.63	118.60
1	YQ	2945	G	C2-N3-C4	-5.05	109.37	111.90
78	XT	4	ARG	NE-CZ-NH1	5.05	122.83	120.30
18	2c	1624	C	N3-C2-O2	-5.05	118.36	121.90
1	YQ	1063	G	N7-C8-N9	5.05	115.62	113.10
1	YQ	1404	G	C2-N3-C4	-5.05	109.38	111.90
18	2c	1080	U	C5-C6-N1	5.05	125.22	122.70
1	ZQ	121	A	N1-C6-N6	5.05	121.63	118.60
18	2	250	C	C6-N1-C2	-5.05	118.28	120.30
18	2b	103	A	P-O3'-C3'	5.05	125.76	119.70
1	YQ	1333	C	N3-C4-N4	5.05	121.53	118.00
1	YQ	1367	G	C8-N9-C1'	-5.05	120.44	127.00
18	2c	471	A	C8-N9-C4	5.05	107.82	105.80
1	YQ	2142	A	N9-C4-C5	-5.04	103.78	105.80
1	ZQ	2326	A	N1-C6-N6	5.04	121.63	118.60
18	2b	720	G	P-O3'-C3'	5.04	125.75	119.70
1	YQ	950	G	N3-C2-N2	5.04	123.43	119.90
1	YQ	2244	A	C5-C6-N1	5.04	120.22	117.70
18	2c	398	G	O5'-P-OP2	5.04	116.75	110.70
1	YQ	1709	C	N1-C2-O2	5.04	121.92	118.90

Continued on next page...

Continued from previous page...

Mol	Chain	Res	Type	Atoms	Z	Observed(°)	Ideal(°)
18	2c	1032	G	C2-N3-C4	-5.04	109.38	111.90
1	ZQ	1748	G	C2-N3-C4	-5.04	109.38	111.90
1	YQ	1914	G	N1-C2-N2	-5.04	111.66	116.20
18	2c	366	A	N9-C4-C5	-5.04	103.78	105.80
1	ZQ	3344	A	N3-C4-N9	-5.04	123.37	127.40
18	2	1000	C	C2-N1-C1'	5.04	124.34	118.80
80	n	36	G	N1-C2-N2	-5.04	111.67	116.20
1	YQ	1609	C	C2-N1-C1'	5.04	124.34	118.80
18	2c	347	G	C2-N3-C4	-5.04	109.38	111.90
18	2c	1139	A	C5-C6-N6	-5.04	119.67	123.70
18	2c	85	A	C6-C5-N7	5.04	135.83	132.30
18	2c	1638	G	C4-N9-C1'	5.04	133.05	126.50
1	ZQ	812	G	N3-C4-N9	-5.04	122.98	126.00
1	YQ	1334	U	C5-C4-O4	-5.04	122.88	125.90
18	2c	467	G	N3-C2-N2	5.04	123.42	119.90
18	2c	876	G	N1-C2-N2	-5.04	111.67	116.20
1	ZQ	2409	G	C2-N3-C4	-5.04	109.38	111.90
1	ZQ	3357	U	C6-N1-C2	-5.04	117.98	121.00
1	BQ	2146	C	N3-C2-O2	-5.03	118.38	121.90
18	2b	936	G	C8-N9-C1'	-5.03	120.45	127.00
1	YQ	2985	C	C2-N1-C1'	5.03	124.34	118.80
1	YQ	3174	A	C5-C6-N6	-5.03	119.67	123.70
1	ZQ	348	A	C5-C6-N6	-5.03	119.67	123.70
18	2c	119	A	C5-C6-N1	-5.03	115.18	117.70
1	BQ	55	G	C4-C5-N7	5.03	112.81	110.80
1	BQ	2960	C	N3-C2-O2	-5.03	118.38	121.90
1	ZQ	787	G	C8-N9-C1'	-5.03	120.46	127.00
1	ZQ	916	G	C2-N3-C4	-5.03	109.39	111.90
1	ZQ	2326	A	C5-C6-N6	-5.03	119.67	123.70
3	ZS	58	G	N1-C6-O6	5.03	122.92	119.90
1	YQ	912	G	N3-C2-N2	5.03	123.42	119.90
18	2c	200	A	N9-C4-C5	-5.03	103.79	105.80
24	Bc	225	ARG	NE-CZ-NH1	5.03	122.81	120.30
1	ZQ	2998	U	C5-C4-O4	-5.03	122.88	125.90
1	BQ	1495	U	N1-C2-O2	5.03	126.32	122.80
18	2b	139	C	P-O3'-C3'	5.03	125.73	119.70
1	YQ	2872	A	C5-C6-N6	-5.03	119.68	123.70
18	2c	976	G	N3-C4-N9	-5.03	122.98	126.00
1	ZQ	36	C	N3-C4-N4	5.03	121.52	118.00
1	BQ	2885	C	C5-C4-N4	-5.03	116.68	120.20
18	2	1553	G	C8-N9-C1'	5.03	133.53	127.00
1	YQ	211	A	N1-C6-N6	-5.03	115.58	118.60

Continued on next page...

Continued from previous page...

Mol	Chain	Res	Type	Atoms	Z	Observed(°)	Ideal(°)
18	2c	457	G	C4-N9-C1'	-5.03	119.97	126.50
18	2c	613	G	C4-C5-N7	5.03	112.81	110.80
18	2c	694	U	N3-C2-O2	-5.03	118.68	122.20
1	ZQ	2270	A	N9-C4-C5	-5.03	103.79	105.80
1	BQ	3274	A	N7-C8-N9	5.02	116.31	113.80
3	YS	39	G	C2-N3-C4	-5.02	109.39	111.90
1	BQ	1462	A	C5-C6-N1	5.02	120.21	117.70
18	2	874	C	C6-N1-C1'	-5.02	114.77	120.80
1	YQ	1442	U	C5-C4-O4	-5.02	122.89	125.90
1	ZQ	1491	A	C4-C5-N7	5.02	113.21	110.70
1	YQ	2938	G	C2-N3-C4	-5.02	109.39	111.90
3	YS	2	A	C5-C6-N6	-5.02	119.68	123.70
18	2c	348	U	O4'-C1'-N1	5.02	112.22	108.20
1	ZQ	579	G	N3-C4-N9	-5.02	122.99	126.00
1	BQ	815	G	N9-C4-C5	-5.02	103.39	105.40
1	BQ	1915	A	N1-C6-N6	5.02	121.61	118.60
44	Kc	77	ARG	NE-CZ-NH1	5.02	122.81	120.30
1	ZQ	882	A	C6-C5-N7	-5.02	128.79	132.30
1	ZQ	963	G	C4-N9-C1'	5.02	133.03	126.50
1	ZQ	2917	G	C8-N9-C1'	-5.02	120.47	127.00
1	BQ	2584	G	C8-N9-C1'	-5.02	120.48	127.00
3	BS	131	A	C5-C6-N6	-5.02	119.69	123.70
18	2	7	G	N9-C4-C5	-5.02	103.39	105.40
1	YQ	1063	G	N1-C2-N2	-5.02	111.69	116.20
1	YQ	2353	G	C6-C5-N7	-5.02	127.39	130.40
1	YQ	3058	U	N1-C2-O2	5.02	126.31	122.80
1	BQ	358	G	N3-C4-N9	-5.02	122.99	126.00
18	2c	467	G	N1-C2-N2	-5.02	111.69	116.20
1	ZQ	1282	G	N1-C6-O6	5.02	122.91	119.90
1	ZQ	3105	U	C5-C6-N1	5.02	125.21	122.70
18	2	214	G	N3-C4-N9	-5.01	122.99	126.00
1	YQ	877	C	N3-C4-N4	5.01	121.51	118.00
18	2c	122	U	C6-N1-C1'	5.01	128.22	121.20
18	2c	616	G	C5-C6-O6	5.01	131.61	128.60
18	2c	1161	C	N3-C2-O2	-5.01	118.39	121.90
1	ZQ	1435	A	C5-N7-C8	-5.01	101.39	103.90
3	ZS	92	A	C5-C6-N6	-5.01	119.69	123.70
1	BQ	2526	C	N1-C2-O2	5.01	121.91	118.90
18	2	1332	C	N1-C2-O2	5.01	121.91	118.90
1	YQ	29	C	N1-C2-O2	5.01	121.91	118.90
1	YQ	3085	G	N3-C2-N2	-5.01	116.39	119.90
1	YQ	3214	U	C2-N1-C1'	5.01	123.72	117.70

Continued on next page...

Continued from previous page...

Mol	Chain	Res	Type	Atoms	Z	Observed(°)	Ideal(°)
18	2c	794	U	P-O3'-C3'	5.01	125.71	119.70
18	2c	1674	C	C6-N1-C2	-5.01	118.30	120.30
1	BQ	949	C	C5-C4-N4	-5.01	116.69	120.20
18	2	623	A	C4-C5-N7	5.01	113.20	110.70
1	YQ	501	A	N9-C4-C5	-5.01	103.80	105.80
1	YQ	2142	A	C5-C6-N1	5.01	120.20	117.70
18	2c	457	G	O4'-C1'-N9	5.01	112.21	108.20
1	ZQ	1284	C	N3-C4-N4	5.01	121.51	118.00
18	2	97	C	C2-N1-C1'	5.01	124.31	118.80
1	ZQ	1863	G	N3-C4-C5	5.01	131.10	128.60
1	ZQ	3051	U	N3-C4-O4	5.01	122.91	119.40
1	YQ	3085	G	N3-C4-C5	5.01	131.10	128.60
25	Tc	106	LEU	CA-CB-CG	5.01	126.81	115.30
1	ZQ	1477	A	N1-C6-N6	5.01	121.60	118.60
1	BQ	3087	A	N1-C6-N6	5.00	121.60	118.60
1	YQ	1752	A	C5-C6-N6	-5.00	119.70	123.70
1	ZQ	1313	G	N3-C4-C5	5.00	131.10	128.60
1	BQ	706	A	C5-C6-N6	-5.00	119.70	123.70
1	BQ	3193	C	C2-N1-C1'	5.00	124.30	118.80
1	YQ	2362	C	C6-N1-C1'	-5.00	114.80	120.80
1	YQ	2616	C	N1-C2-O2	5.00	121.90	118.90
18	2c	1767	G	N1-C6-O6	-5.00	116.90	119.90
1	ZQ	2671	A	N1-C6-N6	5.00	121.60	118.60
3	ZS	10	A	C6-C5-N7	-5.00	128.80	132.30
18	2	1277	G	N3-C2-N2	5.00	123.40	119.90
18	2	1509	C	C2-N1-C1'	5.00	124.30	118.80
18	2b	1759	C	C2-N1-C1'	5.00	124.30	118.80
3	YS	2	A	N1-C6-N6	5.00	121.60	118.60
18	2c	341	A	C5-C6-N6	-5.00	119.70	123.70
1	ZQ	2792	A	N9-C4-C5	-5.00	103.80	105.80

There are no chirality outliers.

All (182) planarity outliers are listed below:

Mol	Chain	Res	Type	Group
22	A	195	SER	Peptide
58	AB	41	GLY	Peptide
59	AE	73	ARG	Peptide
59	AE	74	LYS	Peptide
59	AE	75	THR	Peptide
13	AG	10	ARG	Peptide
13	AG	11	ASP	Peptide

Continued on next page...

Continued from previous page...

Mol	Chain	Res	Type	Group
13	AG	172	LEU	Peptide
13	AG	94	ARG	Peptide
14	AJ	135	ALA	Peptide
14	AJ	140	SER	Peptide
14	AJ	47	ALA	Peptide
14	AJ	59	ARG	Peptide
14	AJ	61	PRO	Peptide
62	AN	102	GLU	Peptide
16	AQ	146	ALA	Peptide
63	AR	17	ALA	Peptide
78	AT	49	ARG	Peptide
64	AV	19	ASN	Peptide
64	AV	20	GLY	Peptide
4	AW	214	GLY	Peptide
24	B	100	ASN	Peptide
53	BB	98	LYS	Peptide
6	BE	329	PRO	Peptide
7	BI	270	LYS	Peptide
57	BL	26	GLY	Peptide
24	Bb	100	ASN	Peptide
24	Bb	44	ASN	Peptide
24	Bc	44	ASN	Peptide
29	Cb	23	ALA	Peptide
31	D	110	GLY	Peptide
31	D	129	GLU	Peptide
31	D	130	THR	Peptide
31	Db	110	GLY	Peptide
31	Db	129	GLU	Peptide
31	Db	130	THR	Peptide
31	Dc	110	GLY	Peptide
31	Dc	130	THR	Peptide
34	E	124	THR	Peptide
34	E	125	PRO	Peptide
34	Eb	124	THR	Peptide
34	Eb	125	PRO	Peptide
34	Eb	127	ARG	Peptide
34	Ec	124	THR	Peptide
34	Ec	125	PRO	Peptide
34	Ec	127	ARG	Peptide
35	F	115	THR	Peptide
35	F	40	GLU	Peptide
35	Fb	113	ASP	Peptide

Continued on next page...

Continued from previous page...

Mol	Chain	Res	Type	Group
35	Fb	40	GLU	Peptide
35	Fc	40	GLU	Peptide
36	Gc	38	ILE	Peptide
37	H	90	ASN	Peptide
37	Hb	134	ARG	Peptide
37	Hb	90	ASN	Peptide
37	Hc	13	HIS	Peptide
37	Hc	134	ARG	Peptide
37	Hc	90	ASN	Peptide
39	J	51	VAL	Peptide
39	Jb	51	VAL	Peptide
39	Jb	70	THR	Peptide
39	Jb	71	PRO	Peptide
39	Jc	50	LEU	Peptide
39	Jc	51	VAL	Peptide
44	Kc	87	GLY	Peptide
48	M	10	HIS	Peptide
48	M	45	GLU	Peptide
48	Mb	10	HIS	Peptide
48	Mb	11	PRO	Peptide
48	Mb	17	GLY	Peptide
48	Mb	7	TRP	Peptide
48	Mc	10	HIS	Peptide
48	Mc	11	PRO	Peptide
50	N	106	TYR	Peptide
50	N	144	CYS	Peptide
50	Nb	106	TYR	Peptide
50	Nb	97	LYS	Peptide
50	Nc	106	TYR	Peptide
50	Nc	97	LYS	Peptide
19	P	186	GLY	Peptide
19	Pb	186	GLY	Peptide
19	Pc	156	VAL	Peptide
19	Pc	184	LEU	Peptide
19	Pc	185	ARG	Peptide
19	Pc	94	GLY	Peptide
21	R	106	ASP	Peptide
21	R	107	SER	Peptide
21	R	236	PRO	Peptide
21	Rb	106	ASP	Peptide
21	Rc	144	TRP	Peptide
21	Rc	236	PRO	Peptide

Continued on next page...

Continued from previous page...

Mol	Chain	Res	Type	Group
23	S	118	GLU	Peptide
23	Sb	118	GLU	Peptide
23	Sc	116	ASP	Peptide
23	Sc	12	LEU	Peptide
23	Sc	164	LEU	Peptide
23	Sc	70	VAL	Peptide
25	T	118	GLU	Peptide
25	T	49	VAL	Peptide
25	Tb	164	LYS	Peptide
25	Tc	130	PRO	Peptide
25	Tc	164	LYS	Peptide
26	U	110	GLN	Peptide
26	U	130	VAL	Peptide
26	U	64	VAL	Peptide
26	U	9	LEU	Peptide
26	Ub	110	GLN	Peptide
26	Ub	130	VAL	Peptide
26	Ub	31	SER	Peptide
26	Ub	64	VAL	Peptide
26	Ub	9	LEU	Peptide
26	Uc	110	GLN	Peptide
26	Uc	130	VAL	Peptide
26	Uc	31	SER	Peptide
26	Uc	64	VAL	Peptide
26	Uc	9	LEU	Peptide
27	V	60	ILE	Peptide
59	XE	75	THR	Peptide
13	XG	172	LEU	Peptide
13	XG	94	ARG	Peptide
60	XH	64	GLU	Peptide
14	XJ	135	ALA	Peptide
14	XJ	47	ALA	Peptide
14	XJ	59	ARG	Peptide
14	XJ	61	PRO	Peptide
62	XN	102	GLU	Peptide
16	XQ	146	ALA	Peptide
63	XR	17	ALA	Peptide
78	XT	49	ARG	Peptide
64	XV	19	ASN	Peptide
64	XV	21	ILE	Peptide
4	XW	211	HIS	Peptide
4	XW	55	GLY	Peptide

Continued on next page...

Continued from previous page...

Mol	Chain	Res	Type	Group
30	Xc	129	ARG	Peptide
32	Y	22	ALA	Peptide
53	YB	98	LYS	Peptide
6	YE	300	ARG	Peptide
57	YL	26	GLY	Peptide
32	Yc	22	ALA	Peptide
5	ZA	322	ILE	Peptide
5	ZA	340	LYS	Peptide
53	ZB	98	LYS	Peptide
57	ZL	26	GLY	Peptide
70	ZP	83	LYS	Peptide
41	bc	125	ILE	Peptide
41	bc	54	ASP	Peptide
41	bc	55	ASP	Peptide
42	c	88	PRO	Peptide
42	cc	26	GLU	Peptide
42	cc	5	LYS	Peptide
43	d	32	ARG	Peptide
43	d	33	ALA	Peptide
43	d	51	GLU	Peptide
43	db	29	HIS	Peptide
43	db	33	ALA	Peptide
43	db	51	GLU	Peptide
43	dc	117	LYS	Peptide
43	dc	29	HIS	Peptide
43	dc	33	ALA	Peptide
43	dc	51	GLU	Peptide
45	e	10	ARG	Peptide
45	e	8	ASN	Peptide
45	eb	10	ARG	Peptide
45	ec	8	ASN	Peptide
49	g	4	VAL	Peptide
49	gb	3	LYS	Peptide
49	gc	3	LYS	Peptide
59	zE	25	ASP	Peptide
59	zE	75	THR	Peptide
13	zG	172	LEU	Peptide
13	zG	94	ARG	Peptide
14	zJ	135	ALA	Peptide
14	zJ	15	ARG	Peptide
14	zJ	47	ALA	Peptide
14	zJ	61	PRO	Peptide

Continued on next page...

Continued from previous page...

Mol	Chain	Res	Type	Group
15	zM	62	GLN	Peptide
62	zN	102	GLU	Peptide
16	zQ	146	ALA	Peptide
63	zR	17	ALA	Peptide
64	zV	20	GLY	Peptide
64	zV	21	ILE	Peptide
4	zW	211	HIS	Peptide

5.2 Too-close contacts [i](#)

Due to software issues we are unable to calculate clashes - this section is therefore empty.

5.3 Torsion angles [i](#)

5.3.1 Protein backbone [i](#)

In the following table, the Percentiles column shows the percent Ramachandran outliers of the chain as a percentile score with respect to all PDB entries followed by that with respect to all EM entries.

The Analysed column shows the number of residues for which the backbone conformation was analysed, and the total number of residues.

Mol	Chain	Analysed	Favoured	Allowed	Outliers	Percentiles	
4	AW	250/254 (98%)	208 (83%)	41 (16%)	1 (0%)	34	66
4	XW	250/254 (98%)	211 (84%)	38 (15%)	1 (0%)	34	66
4	zW	250/254 (98%)	213 (85%)	34 (14%)	3 (1%)	13	42
5	BA	384/387 (99%)	338 (88%)	46 (12%)	0	100	100
5	YA	384/387 (99%)	341 (89%)	43 (11%)	0	100	100
5	ZA	384/387 (99%)	331 (86%)	52 (14%)	1 (0%)	41	71
6	BE	359/362 (99%)	315 (88%)	43 (12%)	1 (0%)	41	71
6	YE	359/362 (99%)	310 (86%)	48 (13%)	1 (0%)	41	71
6	ZE	359/362 (99%)	299 (83%)	59 (16%)	1 (0%)	41	71
7	BI	292/297 (98%)	260 (89%)	32 (11%)	0	100	100
7	YI	292/297 (98%)	258 (88%)	34 (12%)	0	100	100
7	ZI	292/297 (98%)	258 (88%)	34 (12%)	0	100	100
8	BM	153/176 (87%)	137 (90%)	16 (10%)	0	100	100

Continued on next page...

Continued from previous page...

Mol	Chain	Analysed	Favoured	Allowed	Outliers	Percentiles	
8	YM	153/176 (87%)	140 (92%)	13 (8%)	0	100	100
8	ZM	153/176 (87%)	132 (86%)	21 (14%)	0	100	100
9	BO	221/244 (91%)	204 (92%)	15 (7%)	2 (1%)	17	48
9	YO	221/244 (91%)	202 (91%)	16 (7%)	3 (1%)	11	38
9	ZO	221/244 (91%)	204 (92%)	16 (7%)	1 (0%)	29	61
10	AA	229/256 (90%)	197 (86%)	32 (14%)	0	100	100
10	XA	229/256 (90%)	191 (83%)	38 (17%)	0	100	100
10	zA	229/256 (90%)	193 (84%)	36 (16%)	0	100	100
11	AD	188/190 (99%)	169 (90%)	19 (10%)	0	100	100
11	XD	188/190 (99%)	174 (93%)	14 (7%)	0	100	100
11	zD	188/190 (99%)	177 (94%)	11 (6%)	0	100	100
12	BD	205/221 (93%)	183 (89%)	22 (11%)	0	100	100
12	YD	205/221 (93%)	180 (88%)	25 (12%)	0	100	100
12	ZD	205/221 (93%)	189 (92%)	15 (7%)	1 (0%)	29	61
13	AG	167/174 (96%)	130 (78%)	35 (21%)	2 (1%)	13	42
13	XG	167/174 (96%)	134 (80%)	31 (19%)	2 (1%)	13	42
13	zG	167/174 (96%)	131 (78%)	34 (20%)	2 (1%)	13	42
14	AJ	192/199 (96%)	155 (81%)	30 (16%)	7 (4%)	3	20
14	XJ	192/199 (96%)	156 (81%)	30 (16%)	6 (3%)	4	23
14	zJ	192/199 (96%)	154 (80%)	32 (17%)	6 (3%)	4	23
15	AM	135/138 (98%)	117 (87%)	18 (13%)	0	100	100
15	XM	135/138 (98%)	120 (89%)	15 (11%)	0	100	100
15	zM	135/138 (98%)	124 (92%)	11 (8%)	0	100	100
16	AQ	201/204 (98%)	179 (89%)	20 (10%)	2 (1%)	15	46
16	XQ	201/204 (98%)	183 (91%)	16 (8%)	2 (1%)	15	46
16	zQ	201/204 (98%)	176 (88%)	23 (11%)	2 (1%)	15	46
17	AU	195/199 (98%)	175 (90%)	20 (10%)	0	100	100
17	XU	195/199 (98%)	178 (91%)	17 (9%)	0	100	100
17	zU	195/199 (98%)	181 (93%)	14 (7%)	0	100	100
19	P	204/252 (81%)	169 (83%)	32 (16%)	3 (2%)	10	38
19	Pb	204/252 (81%)	164 (80%)	38 (19%)	2 (1%)	15	46

Continued on next page...

Continued from previous page...

Mol	Chain	Analysed	Favoured	Allowed	Outliers	Percentiles	
19	Pc	204/252 (81%)	163 (80%)	38 (19%)	3 (2%)	10	38
20	Q	214/255 (84%)	187 (87%)	26 (12%)	1 (0%)	29	61
20	Qb	214/255 (84%)	190 (89%)	24 (11%)	0	100	100
20	Qc	214/255 (84%)	190 (89%)	24 (11%)	0	100	100
21	R	215/254 (85%)	176 (82%)	38 (18%)	1 (0%)	29	61
21	Rb	215/254 (85%)	179 (83%)	34 (16%)	2 (1%)	17	48
21	Rc	215/254 (85%)	176 (82%)	39 (18%)	0	100	100
22	A	221/240 (92%)	185 (84%)	35 (16%)	1 (0%)	29	61
22	Ab	221/240 (92%)	196 (89%)	25 (11%)	0	100	100
22	Ac	221/240 (92%)	186 (84%)	35 (16%)	0	100	100
23	S	258/261 (99%)	219 (85%)	38 (15%)	1 (0%)	34	66
23	Sb	258/261 (99%)	222 (86%)	35 (14%)	1 (0%)	34	66
23	Sc	258/261 (99%)	204 (79%)	53 (20%)	1 (0%)	34	66
24	B	204/225 (91%)	179 (88%)	24 (12%)	1 (0%)	29	61
24	Bb	204/225 (91%)	181 (89%)	22 (11%)	1 (0%)	29	61
24	Bc	204/225 (91%)	162 (79%)	41 (20%)	1 (0%)	29	61
25	T	216/218 (99%)	176 (82%)	38 (18%)	2 (1%)	17	48
25	Tb	216/218 (99%)	194 (90%)	21 (10%)	1 (0%)	29	61
25	Tc	216/218 (99%)	189 (88%)	25 (12%)	2 (1%)	17	48
26	U	183/190 (96%)	148 (81%)	34 (19%)	1 (0%)	29	61
26	Ub	183/190 (96%)	155 (85%)	26 (14%)	2 (1%)	14	45
26	Uc	183/190 (96%)	142 (78%)	38 (21%)	3 (2%)	9	36
27	V	184/200 (92%)	158 (86%)	26 (14%)	0	100	100
27	Vb	184/200 (92%)	167 (91%)	17 (9%)	0	100	100
27	Vc	184/200 (92%)	164 (89%)	20 (11%)	0	100	100
28	W	183/197 (93%)	158 (86%)	24 (13%)	1 (0%)	29	61
28	Wb	183/197 (93%)	150 (82%)	31 (17%)	2 (1%)	14	45
28	Wc	183/197 (93%)	150 (82%)	32 (18%)	1 (0%)	29	61
29	C	90/92 (98%)	68 (76%)	21 (23%)	1 (1%)	14	45
29	Cb	90/92 (98%)	66 (73%)	24 (27%)	0	100	100
29	Cc	90/92 (98%)	72 (80%)	16 (18%)	2 (2%)	6	30

Continued on next page...

Continued from previous page...

Mol	Chain	Analysed	Favoured	Allowed	Outliers	Percentiles	
30	X	144/156 (92%)	113 (78%)	31 (22%)	0	100	100
30	Xb	144/156 (92%)	118 (82%)	25 (17%)	1 (1%)	22	54
30	Xc	144/156 (92%)	117 (81%)	25 (17%)	2 (1%)	11	38
31	D	122/143 (85%)	84 (69%)	34 (28%)	4 (3%)	4	22
31	Db	122/143 (85%)	87 (71%)	31 (25%)	4 (3%)	4	22
31	Dc	122/143 (85%)	81 (66%)	35 (29%)	6 (5%)	2	14
32	Y	148/151 (98%)	128 (86%)	19 (13%)	1 (1%)	22	54
32	Yb	148/151 (98%)	130 (88%)	18 (12%)	0	100	100
32	Yc	148/151 (98%)	120 (81%)	27 (18%)	1 (1%)	22	54
33	Z	126/137 (92%)	107 (85%)	19 (15%)	0	100	100
33	Zb	126/137 (92%)	107 (85%)	19 (15%)	0	100	100
33	Zc	126/137 (92%)	108 (86%)	18 (14%)	0	100	100
34	E	117/142 (82%)	93 (80%)	20 (17%)	4 (3%)	3	22
34	Eb	117/142 (82%)	98 (84%)	16 (14%)	3 (3%)	5	27
34	Ec	117/142 (82%)	101 (86%)	12 (10%)	4 (3%)	3	22
35	F	139/143 (97%)	122 (88%)	16 (12%)	1 (1%)	22	54
35	Fb	139/143 (97%)	118 (85%)	20 (14%)	1 (1%)	22	54
35	Fc	139/143 (97%)	121 (87%)	17 (12%)	1 (1%)	22	54
36	G	123/136 (90%)	103 (84%)	19 (15%)	1 (1%)	19	51
36	Gb	123/136 (90%)	105 (85%)	17 (14%)	1 (1%)	19	51
36	Gc	123/136 (90%)	102 (83%)	20 (16%)	1 (1%)	19	51
37	H	143/146 (98%)	123 (86%)	18 (13%)	2 (1%)	11	38
37	Hb	143/146 (98%)	122 (85%)	21 (15%)	0	100	100
37	Hc	143/146 (98%)	122 (85%)	18 (13%)	3 (2%)	7	31
38	I	141/144 (98%)	127 (90%)	14 (10%)	0	100	100
38	Ib	141/144 (98%)	132 (94%)	9 (6%)	0	100	100
38	Ic	141/144 (98%)	122 (86%)	19 (14%)	0	100	100
39	J	99/121 (82%)	85 (86%)	11 (11%)	3 (3%)	4	24
39	Jb	99/121 (82%)	80 (81%)	16 (16%)	3 (3%)	4	24
39	Jc	99/121 (82%)	83 (84%)	13 (13%)	3 (3%)	4	24
40	a	85/87 (98%)	75 (88%)	10 (12%)	0	100	100

Continued on next page...

Continued from previous page...

Mol	Chain	Analysed	Favoured	Allowed	Outliers	Percentiles	
40	ab	85/87 (98%)	73 (86%)	11 (13%)	1 (1%)	13	42
40	ac	85/87 (98%)	72 (85%)	12 (14%)	1 (1%)	13	42
41	b	127/130 (98%)	110 (87%)	17 (13%)	0	100	100
41	bb	127/130 (98%)	109 (86%)	18 (14%)	0	100	100
41	bc	127/130 (98%)	99 (78%)	26 (20%)	2 (2%)	9	36
42	c	142/145 (98%)	126 (89%)	14 (10%)	2 (1%)	11	38
42	cb	142/145 (98%)	122 (86%)	18 (13%)	2 (1%)	11	38
42	cc	142/145 (98%)	119 (84%)	21 (15%)	2 (1%)	11	38
43	d	132/135 (98%)	109 (83%)	19 (14%)	4 (3%)	4	24
43	db	132/135 (98%)	113 (86%)	18 (14%)	1 (1%)	19	51
43	dc	132/135 (98%)	107 (81%)	23 (17%)	2 (2%)	10	38
44	K	67/108 (62%)	62 (92%)	5 (8%)	0	100	100
44	Kb	67/108 (62%)	61 (91%)	6 (9%)	0	100	100
44	Kc	67/108 (62%)	56 (84%)	11 (16%)	0	100	100
45	e	95/119 (80%)	75 (79%)	19 (20%)	1 (1%)	14	45
45	eb	95/119 (80%)	76 (80%)	19 (20%)	0	100	100
45	ec	95/119 (80%)	78 (82%)	17 (18%)	0	100	100
46	f	79/82 (96%)	62 (78%)	17 (22%)	0	100	100
46	fb	79/82 (96%)	65 (82%)	13 (16%)	1 (1%)	12	40
46	fc	79/82 (96%)	62 (78%)	16 (20%)	1 (1%)	12	40
47	L	61/67 (91%)	51 (84%)	10 (16%)	0	100	100
47	Lb	61/67 (91%)	51 (84%)	10 (16%)	0	100	100
47	Lc	61/67 (91%)	52 (85%)	9 (15%)	0	100	100
48	M	51/56 (91%)	38 (74%)	13 (26%)	0	100	100
48	Mb	51/56 (91%)	34 (67%)	17 (33%)	0	100	100
48	Mc	51/56 (91%)	35 (69%)	16 (31%)	0	100	100
49	g	58/63 (92%)	50 (86%)	8 (14%)	0	100	100
49	gb	58/63 (92%)	47 (81%)	11 (19%)	0	100	100
49	gc	58/63 (92%)	47 (81%)	11 (19%)	0	100	100
50	N	71/152 (47%)	48 (68%)	22 (31%)	1 (1%)	11	38
50	Nb	71/152 (47%)	46 (65%)	25 (35%)	0	100	100

Continued on next page...

Continued from previous page...

Mol	Chain	Analysed	Favoured	Allowed	Outliers	Percentiles	
50	Nc	71/152 (47%)	50 (70%)	20 (28%)	1 (1%)	11	38
51	O	311/319 (98%)	291 (94%)	20 (6%)	0	100	100
51	Ob	311/319 (98%)	283 (91%)	28 (9%)	0	100	100
51	Oc	311/319 (98%)	274 (88%)	37 (12%)	0	100	100
52	AX	171/184 (93%)	151 (88%)	19 (11%)	1 (1%)	25	57
52	XX	171/184 (93%)	155 (91%)	16 (9%)	0	100	100
52	zX	171/184 (93%)	154 (90%)	17 (10%)	0	100	100
53	BB	183/186 (98%)	165 (90%)	18 (10%)	0	100	100
53	YB	183/186 (98%)	164 (90%)	19 (10%)	0	100	100
53	ZB	183/186 (98%)	159 (87%)	24 (13%)	0	100	100
54	BF	181/189 (96%)	169 (93%)	12 (7%)	0	100	100
54	YF	186/189 (98%)	168 (90%)	17 (9%)	1 (0%)	29	61
54	ZF	186/189 (98%)	176 (95%)	9 (5%)	1 (0%)	29	61
55	BH	170/172 (99%)	154 (91%)	16 (9%)	0	100	100
55	YH	170/172 (99%)	152 (89%)	18 (11%)	0	100	100
55	ZH	170/172 (99%)	157 (92%)	13 (8%)	0	100	100
56	BJ	157/160 (98%)	140 (89%)	16 (10%)	1 (1%)	25	57
56	YJ	157/160 (98%)	135 (86%)	21 (13%)	1 (1%)	25	57
56	ZJ	157/160 (98%)	133 (85%)	23 (15%)	1 (1%)	25	57
57	BL	96/121 (79%)	83 (86%)	13 (14%)	0	100	100
57	YL	96/121 (79%)	84 (88%)	12 (12%)	0	100	100
57	ZL	96/121 (79%)	90 (94%)	6 (6%)	0	100	100
58	AB	132/137 (96%)	122 (92%)	10 (8%)	0	100	100
58	XB	132/137 (96%)	115 (87%)	17 (13%)	0	100	100
58	zB	132/137 (96%)	119 (90%)	13 (10%)	0	100	100
59	AE	133/135 (98%)	109 (82%)	22 (16%)	2 (2%)	10	38
59	XE	133/135 (98%)	112 (84%)	21 (16%)	0	100	100
59	zE	133/135 (98%)	115 (86%)	18 (14%)	0	100	100
60	AH	118/142 (83%)	102 (86%)	15 (13%)	1 (1%)	19	51
60	XH	118/142 (83%)	107 (91%)	11 (9%)	0	100	100
60	zH	118/142 (83%)	106 (90%)	12 (10%)	0	100	100

Continued on next page...

Continued from previous page...

Mol	Chain	Analysed	Favoured	Allowed	Outliers	Percentiles	
61	AK	122/127 (96%)	114 (93%)	8 (7%)	0	100	100
61	XK	122/127 (96%)	104 (85%)	18 (15%)	0	100	100
61	zK	122/127 (96%)	108 (88%)	14 (12%)	0	100	100
62	AN	133/136 (98%)	115 (86%)	17 (13%)	1 (1%)	19	51
62	XN	133/136 (98%)	113 (85%)	18 (14%)	2 (2%)	10	38
62	zN	133/136 (98%)	107 (80%)	24 (18%)	2 (2%)	10	38
63	AR	146/149 (98%)	120 (82%)	23 (16%)	3 (2%)	7	31
63	XR	146/149 (98%)	114 (78%)	31 (21%)	1 (1%)	22	54
63	zR	146/149 (98%)	115 (79%)	28 (19%)	3 (2%)	7	31
64	AV	56/59 (95%)	45 (80%)	11 (20%)	0	100	100
64	XV	56/59 (95%)	42 (75%)	14 (25%)	0	100	100
64	zV	56/59 (95%)	43 (77%)	13 (23%)	0	100	100
65	AY	98/105 (93%)	89 (91%)	9 (9%)	0	100	100
65	XY	98/105 (93%)	92 (94%)	6 (6%)	0	100	100
65	zY	98/105 (93%)	90 (92%)	8 (8%)	0	100	100
66	BC	107/113 (95%)	94 (88%)	12 (11%)	1 (1%)	17	48
66	YC	107/113 (95%)	92 (86%)	15 (14%)	0	100	100
66	ZC	107/113 (95%)	94 (88%)	13 (12%)	0	100	100
67	BG	125/130 (96%)	112 (90%)	13 (10%)	0	100	100
67	YG	125/130 (96%)	108 (86%)	17 (14%)	0	100	100
67	ZG	125/130 (96%)	112 (90%)	13 (10%)	0	100	100
68	BK	104/107 (97%)	91 (88%)	13 (12%)	0	100	100
68	YK	104/107 (97%)	93 (89%)	11 (11%)	0	100	100
68	ZK	104/107 (97%)	89 (86%)	14 (14%)	1 (1%)	15	46
69	BN	110/121 (91%)	104 (94%)	6 (6%)	0	100	100
69	YN	110/121 (91%)	100 (91%)	10 (9%)	0	100	100
69	ZN	110/121 (91%)	101 (92%)	9 (8%)	0	100	100
70	BP	117/120 (98%)	105 (90%)	12 (10%)	0	100	100
70	YP	117/120 (98%)	111 (95%)	6 (5%)	0	100	100
70	ZP	117/120 (98%)	110 (94%)	7 (6%)	0	100	100
71	AC	97/100 (97%)	84 (87%)	13 (13%)	0	100	100

Continued on next page...

Continued from previous page...

Mol	Chain	Analysed	Favoured	Allowed	Outliers	Percentiles	
71	XC	97/100 (97%)	86 (89%)	11 (11%)	0	100	100
71	zC	97/100 (97%)	88 (91%)	9 (9%)	0	100	100
72	AF	80/88 (91%)	63 (79%)	17 (21%)	0	100	100
72	XF	80/88 (91%)	65 (81%)	15 (19%)	0	100	100
72	zF	80/88 (91%)	68 (85%)	12 (15%)	0	100	100
73	AI	75/78 (96%)	71 (95%)	4 (5%)	0	100	100
73	XI	75/78 (96%)	72 (96%)	2 (3%)	1 (1%)	12	40
73	zI	75/78 (96%)	67 (89%)	7 (9%)	1 (1%)	12	40
74	AL	48/51 (94%)	45 (94%)	3 (6%)	0	100	100
74	XL	48/51 (94%)	45 (94%)	3 (6%)	0	100	100
74	zL	48/51 (94%)	44 (92%)	4 (8%)	0	100	100
75	AO	50/128 (39%)	47 (94%)	3 (6%)	0	100	100
75	XO	50/128 (39%)	46 (92%)	4 (8%)	0	100	100
75	zO	50/128 (39%)	47 (94%)	3 (6%)	0	100	100
76	AS	23/25 (92%)	22 (96%)	1 (4%)	0	100	100
76	XS	23/25 (92%)	21 (91%)	2 (9%)	0	100	100
76	zS	23/25 (92%)	23 (100%)	0	0	100	100
77	AP	103/106 (97%)	91 (88%)	11 (11%)	1 (1%)	15	46
77	XP	103/106 (97%)	95 (92%)	8 (8%)	0	100	100
77	zP	103/106 (97%)	88 (85%)	15 (15%)	0	100	100
78	AT	89/92 (97%)	78 (88%)	11 (12%)	0	100	100
78	XT	89/92 (97%)	75 (84%)	14 (16%)	0	100	100
78	zT	89/92 (97%)	76 (85%)	13 (15%)	0	100	100
79	BU	134/312 (43%)	122 (91%)	12 (9%)	0	100	100
79	YU	134/312 (43%)	121 (90%)	13 (10%)	0	100	100
79	ZU	134/312 (43%)	125 (93%)	9 (7%)	0	100	100
All	All	33256/36420 (91%)	28677 (86%)	4397 (13%)	182 (0%)	32	61

All (182) Ramachandran outliers are listed below:

Mol	Chain	Res	Type
6	BE	339	LEU
13	AG	95	ASN

Continued on next page...

Continued from previous page...

Mol	Chain	Res	Type
14	AJ	48	PRO
14	AJ	62	THR
16	AQ	147	ARG
35	F	116	LEU
36	G	82	ASP
43	d	52	LYS
35	Fb	116	LEU
36	Gb	82	ASP
39	Jb	72	ASN
6	YE	339	LEU
13	XG	95	ASN
14	XJ	48	PRO
14	XJ	62	THR
16	XQ	147	ARG
26	Uc	74	GLN
35	Fc	116	LEU
36	Gc	82	ASP
6	ZE	339	LEU
13	zG	95	ASN
14	zJ	48	PRO
14	zJ	62	THR
16	zQ	147	ARG
62	zN	102	GLU
24	B	101	GLY
25	T	39	GLU
26	U	111	LYS
31	D	109	GLU
37	H	91	ASP
39	J	72	ASN
42	c	89	ASN
59	AE	76	VAL
62	AN	102	GLU
24	Bb	101	GLY
26	Ub	111	LYS
31	Db	109	GLU
31	Db	130	THR
42	cb	89	ASN
62	XN	102	GLU
24	Bc	101	GLY
31	Dc	109	GLU
31	Dc	130	THR
39	Jc	72	ASN

Continued on next page...

Continued from previous page...

Mol	Chain	Res	Type
42	cc	89	ASN
43	dc	52	LYS
14	zJ	61	PRO
73	zI	17	ARG
14	AJ	61	PRO
14	AJ	77	LEU
19	P	186	GLY
23	S	163	ASP
31	D	130	THR
39	J	71	PRO
50	N	107	LYS
59	AE	75	THR
34	Eb	71	GLU
40	ab	11	LEU
43	db	52	LYS
46	fb	60	SER
14	XJ	77	LEU
62	XN	101	PHE
25	Tc	68	LEU
29	Cc	34	GLU
30	Xc	133	LYS
31	Dc	119	SER
31	Dc	131	ASP
34	Ec	71	GLU
37	Hc	91	ASP
39	Jc	71	PRO
40	ac	11	LEU
41	bc	22	LYS
13	zG	173	ASP
63	zR	48	TYR
63	zR	78	LEU
9	BO	233	GLU
16	AQ	146	ALA
19	P	185	ARG
28	W	163	PRO
43	d	32	ARG
43	d	53	ASP
63	AR	48	TYR
23	Sb	163	ASP
25	Tb	68	LEU
30	Xb	133	LYS
31	Db	131	ASP

Continued on next page...

Continued from previous page...

Mol	Chain	Res	Type
14	XJ	47	ALA
14	XJ	61	PRO
16	XQ	146	ALA
63	XR	78	LEU
26	Uc	10	SER
32	Yc	139	TRP
37	Hc	62	THR
50	Nc	107	LYS
9	ZO	228	SER
14	zJ	47	ALA
14	zJ	77	LEU
54	ZF	131	ALA
9	BO	228	SER
13	AG	22	SER
14	AJ	47	ALA
14	AJ	140	SER
14	AJ	141	ALA
25	T	68	LEU
31	D	90	LYS
32	Y	139	TRP
34	E	71	GLU
42	c	88	PRO
45	e	9	GLY
63	AR	78	LEU
19	Pb	186	GLY
9	YO	228	SER
9	YO	233	GLU
54	YF	131	ALA
26	Uc	9	LEU
31	Dc	90	LYS
34	Ec	68	PRO
43	dc	49	LYS
5	ZA	156	SER
12	ZD	177	ASP
14	zJ	141	ALA
16	zQ	146	ALA
68	ZK	88	ASN
20	Q	147	ALA
22	A	196	ARG
29	C	34	GLU
43	d	49	LYS
52	AX	133	HIS

Continued on next page...

Continued from previous page...

Mol	Chain	Res	Type
60	AH	48	SER
66	BC	82	GLU
77	AP	48	SER
21	Rb	106	ASP
26	Ub	74	GLN
4	XW	55	GLY
13	XG	8	PRO
73	XI	17	ARG
19	Pc	104	PRO
28	Wc	162	SER
34	Ec	125	PRO
41	bc	32	LYS
42	cc	88	PRO
4	zW	55	GLY
63	zR	18	GLY
21	R	151	PRO
34	E	68	PRO
34	E	125	PRO
34	E	126	VAL
56	BJ	135	PRO
28	Wb	163	PRO
39	Jb	51	VAL
9	YO	97	PRO
56	YJ	135	PRO
19	Pc	186	GLY
46	fc	76	GLY
4	AW	103	PRO
39	J	51	VAL
19	Pb	31	VAL
21	Rb	151	PRO
42	cb	88	PRO
19	Pc	31	VAL
23	Sc	35	PRO
4	zW	212	GLY
4	zW	213	GLY
62	zN	125	GLY
19	P	31	VAL
63	AR	18	GLY
14	XJ	63	VAL
25	Tc	135	PRO
29	Cc	35	ILE
39	Jc	51	VAL

Continued on next page...

Continued from previous page...

Mol	Chain	Res	Type
56	ZJ	135	PRO
31	D	89	ILE
37	H	14	ILE
34	Eb	68	PRO
34	Eb	125	PRO
39	Jb	71	PRO
30	Xc	129	ARG
31	Dc	89	ILE
34	Ec	126	VAL
37	Hc	92	ILE
28	Wb	162	SER
31	Db	89	ILE

5.3.2 Protein sidechains [i](#)

In the following table, the Percentiles column shows the percent sidechain outliers of the chain as a percentile score with respect to all PDB entries followed by that with respect to all EM entries.

The Analysed column shows the number of residues for which the sidechain conformation was analysed, and the total number of residues.

Mol	Chain	Analysed	Rotameric	Outliers	Percentiles	
4	AW	192/196 (98%)	190 (99%)	2 (1%)	76	86
4	XW	192/196 (98%)	192 (100%)	0	100	100
4	zW	192/196 (98%)	191 (100%)	1 (0%)	88	93
5	BA	318/323 (98%)	316 (99%)	2 (1%)	86	91
5	YA	318/323 (98%)	316 (99%)	2 (1%)	86	91
5	ZA	318/323 (98%)	314 (99%)	4 (1%)	69	82
6	BE	288/289 (100%)	288 (100%)	0	100	100
6	YE	288/289 (100%)	287 (100%)	1 (0%)	92	96
6	ZE	288/289 (100%)	288 (100%)	0	100	100
7	BI	243/245 (99%)	242 (100%)	1 (0%)	91	95
7	YI	243/245 (99%)	240 (99%)	3 (1%)	71	83
7	ZI	243/245 (99%)	239 (98%)	4 (2%)	62	79
8	BM	135/153 (88%)	133 (98%)	2 (2%)	65	81
8	YM	135/153 (88%)	135 (100%)	0	100	100

Continued on next page...

Continued from previous page...

Mol	Chain	Analysed	Rotameric	Outliers	Percentiles	
8	ZM	135/153 (88%)	135 (100%)	0	100	100
9	BO	187/205 (91%)	187 (100%)	0	100	100
9	YO	187/205 (91%)	187 (100%)	0	100	100
9	ZO	187/205 (91%)	187 (100%)	0	100	100
10	AA	177/208 (85%)	176 (99%)	1 (1%)	86	91
10	XA	177/208 (85%)	177 (100%)	0	100	100
10	zA	177/208 (85%)	176 (99%)	1 (1%)	86	91
11	AD	170/170 (100%)	170 (100%)	0	100	100
11	XD	170/170 (100%)	170 (100%)	0	100	100
11	zD	170/170 (100%)	169 (99%)	1 (1%)	86	91
12	BD	177/187 (95%)	175 (99%)	2 (1%)	73	85
12	YD	177/187 (95%)	175 (99%)	2 (1%)	73	85
12	ZD	177/187 (95%)	175 (99%)	2 (1%)	73	85
13	AG	147/150 (98%)	147 (100%)	0	100	100
13	XG	147/150 (98%)	146 (99%)	1 (1%)	84	90
13	zG	147/150 (98%)	146 (99%)	1 (1%)	84	90
14	AJ	154/159 (97%)	153 (99%)	1 (1%)	86	91
14	XJ	154/159 (97%)	153 (99%)	1 (1%)	86	91
14	zJ	154/159 (97%)	153 (99%)	1 (1%)	86	91
15	AM	108/109 (99%)	108 (100%)	0	100	100
15	XM	108/109 (99%)	108 (100%)	0	100	100
15	zM	108/109 (99%)	108 (100%)	0	100	100
16	AQ	175/176 (99%)	174 (99%)	1 (1%)	86	91
16	XQ	175/176 (99%)	175 (100%)	0	100	100
16	zQ	175/176 (99%)	174 (99%)	1 (1%)	86	91
17	AU	160/162 (99%)	158 (99%)	2 (1%)	69	82
17	XU	160/162 (99%)	160 (100%)	0	100	100
17	zU	160/162 (99%)	160 (100%)	0	100	100
19	P	165/210 (79%)	164 (99%)	1 (1%)	86	91
19	Pb	165/210 (79%)	164 (99%)	1 (1%)	86	91
19	Pc	165/210 (79%)	165 (100%)	0	100	100

Continued on next page...

Continued from previous page...

Mol	Chain	Analysed	Rotameric	Outliers	Percentiles	
20	Q	192/224 (86%)	192 (100%)	0	100	100
20	Qb	192/224 (86%)	191 (100%)	1 (0%)	88	93
20	Qc	192/224 (86%)	190 (99%)	2 (1%)	76	86
21	R	176/205 (86%)	175 (99%)	1 (1%)	86	91
21	Rb	176/205 (86%)	176 (100%)	0	100	100
21	Rc	176/205 (86%)	175 (99%)	1 (1%)	86	91
22	A	182/195 (93%)	181 (100%)	1 (0%)	88	93
22	Ab	182/195 (93%)	181 (100%)	1 (0%)	88	93
22	Ac	182/195 (93%)	181 (100%)	1 (0%)	88	93
23	S	221/222 (100%)	220 (100%)	1 (0%)	88	93
23	Sb	221/222 (100%)	221 (100%)	0	100	100
23	Sc	221/222 (100%)	214 (97%)	7 (3%)	39	67
24	B	173/191 (91%)	173 (100%)	0	100	100
24	Bb	173/191 (91%)	173 (100%)	0	100	100
24	Bc	173/191 (91%)	172 (99%)	1 (1%)	86	91
25	T	187/187 (100%)	187 (100%)	0	100	100
25	Tb	187/187 (100%)	186 (100%)	1 (0%)	88	93
25	Tc	187/187 (100%)	185 (99%)	2 (1%)	73	85
26	U	165/170 (97%)	164 (99%)	1 (1%)	86	91
26	Ub	165/170 (97%)	165 (100%)	0	100	100
26	Uc	165/170 (97%)	164 (99%)	1 (1%)	86	91
27	V	150/161 (93%)	149 (99%)	1 (1%)	84	90
27	Vb	150/161 (93%)	149 (99%)	1 (1%)	84	90
27	Vc	150/161 (93%)	147 (98%)	3 (2%)	55	76
28	W	158/166 (95%)	157 (99%)	1 (1%)	86	91
28	Wb	158/166 (95%)	158 (100%)	0	100	100
28	Wc	158/166 (95%)	153 (97%)	5 (3%)	39	67
29	C	73/85 (86%)	73 (100%)	0	100	100
29	Cb	73/85 (86%)	73 (100%)	0	100	100
29	Cc	73/85 (86%)	73 (100%)	0	100	100
30	X	129/137 (94%)	127 (98%)	2 (2%)	62	79

Continued on next page...

Continued from previous page...

Mol	Chain	Analysed	Rotameric	Outliers	Percentiles	
30	Xb	129/137 (94%)	128 (99%)	1 (1%)	81	89
30	Xc	129/137 (94%)	126 (98%)	3 (2%)	50	73
31	D	88/119 (74%)	88 (100%)	0	100	100
31	Db	88/119 (74%)	88 (100%)	0	100	100
31	Dc	88/119 (74%)	88 (100%)	0	100	100
32	Y	127/128 (99%)	126 (99%)	1 (1%)	81	89
32	Yb	127/128 (99%)	126 (99%)	1 (1%)	81	89
32	Yc	127/128 (99%)	126 (99%)	1 (1%)	81	89
33	Z	97/105 (92%)	97 (100%)	0	100	100
33	Zb	97/105 (92%)	97 (100%)	0	100	100
33	Zc	97/105 (92%)	96 (99%)	1 (1%)	76	86
34	E	98/118 (83%)	98 (100%)	0	100	100
34	Eb	98/118 (83%)	98 (100%)	0	100	100
34	Ec	98/118 (83%)	97 (99%)	1 (1%)	76	86
35	F	117/119 (98%)	117 (100%)	0	100	100
35	Fb	117/119 (98%)	117 (100%)	0	100	100
35	Fc	117/119 (98%)	116 (99%)	1 (1%)	78	87
36	G	113/124 (91%)	113 (100%)	0	100	100
36	Gb	113/124 (91%)	112 (99%)	1 (1%)	78	87
36	Gc	113/124 (91%)	112 (99%)	1 (1%)	78	87
37	H	128/129 (99%)	126 (98%)	2 (2%)	62	79
37	Hb	128/129 (99%)	128 (100%)	0	100	100
37	Hc	128/129 (99%)	126 (98%)	2 (2%)	62	79
38	I	115/116 (99%)	114 (99%)	1 (1%)	78	87
38	Ib	115/116 (99%)	115 (100%)	0	100	100
38	Ic	115/116 (99%)	115 (100%)	0	100	100
39	J	94/114 (82%)	94 (100%)	0	100	100
39	Jb	94/114 (82%)	94 (100%)	0	100	100
39	Jc	94/114 (82%)	91 (97%)	3 (3%)	39	67
40	a	74/74 (100%)	74 (100%)	0	100	100
40	ab	74/74 (100%)	74 (100%)	0	100	100

Continued on next page...

Continued from previous page...

Mol	Chain	Analysed	Rotameric	Outliers	Percentiles	
40	ac	74/74 (100%)	73 (99%)	1 (1%)	67	82
41	b	110/111 (99%)	110 (100%)	0	100	100
41	bb	110/111 (99%)	110 (100%)	0	100	100
41	bc	110/111 (99%)	107 (97%)	3 (3%)	44	71
42	c	119/120 (99%)	119 (100%)	0	100	100
42	cb	119/120 (99%)	119 (100%)	0	100	100
42	cc	119/120 (99%)	117 (98%)	2 (2%)	60	78
43	d	112/113 (99%)	112 (100%)	0	100	100
43	db	112/113 (99%)	111 (99%)	1 (1%)	78	87
43	dc	112/113 (99%)	111 (99%)	1 (1%)	78	87
44	K	61/89 (68%)	60 (98%)	1 (2%)	62	79
44	Kb	61/89 (68%)	60 (98%)	1 (2%)	62	79
44	Kc	61/89 (68%)	61 (100%)	0	100	100
45	e	83/101 (82%)	83 (100%)	0	100	100
45	eb	83/101 (82%)	83 (100%)	0	100	100
45	ec	83/101 (82%)	83 (100%)	0	100	100
46	f	70/71 (99%)	67 (96%)	3 (4%)	29	59
46	fb	70/71 (99%)	69 (99%)	1 (1%)	67	82
46	fc	70/71 (99%)	67 (96%)	3 (4%)	29	59
47	L	56/60 (93%)	56 (100%)	0	100	100
47	Lb	56/60 (93%)	55 (98%)	1 (2%)	59	78
47	Lc	56/60 (93%)	56 (100%)	0	100	100
48	M	47/49 (96%)	45 (96%)	2 (4%)	29	59
48	Mb	47/49 (96%)	45 (96%)	2 (4%)	29	59
48	Mc	47/49 (96%)	46 (98%)	1 (2%)	53	75
49	g	51/54 (94%)	51 (100%)	0	100	100
49	gb	51/54 (94%)	51 (100%)	0	100	100
49	gc	51/54 (94%)	50 (98%)	1 (2%)	55	76
50	N	56/135 (42%)	55 (98%)	1 (2%)	59	78
50	Nb	56/135 (42%)	56 (100%)	0	100	100
50	Nc	56/135 (42%)	56 (100%)	0	100	100

Continued on next page...

Continued from previous page...

Mol	Chain	Analysed	Rotameric	Outliers	Percentiles	
51	O	255/262 (97%)	255 (100%)	0	100	100
51	Ob	255/262 (97%)	254 (100%)	1 (0%)	91	95
51	Oc	255/262 (97%)	251 (98%)	4 (2%)	62	79
52	AX	139/146 (95%)	138 (99%)	1 (1%)	84	90
52	XX	139/146 (95%)	138 (99%)	1 (1%)	84	90
52	zX	139/146 (95%)	138 (99%)	1 (1%)	84	90
53	BB	150/151 (99%)	150 (100%)	0	100	100
53	YB	150/151 (99%)	150 (100%)	0	100	100
53	ZB	150/151 (99%)	150 (100%)	0	100	100
54	BF	149/154 (97%)	148 (99%)	1 (1%)	84	90
54	YF	153/154 (99%)	151 (99%)	2 (1%)	69	82
54	ZF	153/154 (99%)	150 (98%)	3 (2%)	55	76
55	BH	156/156 (100%)	156 (100%)	0	100	100
55	YH	156/156 (100%)	156 (100%)	0	100	100
55	ZH	156/156 (100%)	156 (100%)	0	100	100
56	BJ	136/137 (99%)	135 (99%)	1 (1%)	84	90
56	YJ	136/137 (99%)	135 (99%)	1 (1%)	84	90
56	ZJ	136/137 (99%)	136 (100%)	0	100	100
57	BL	85/107 (79%)	85 (100%)	0	100	100
57	YL	85/107 (79%)	85 (100%)	0	100	100
57	ZL	85/107 (79%)	85 (100%)	0	100	100
58	AB	103/105 (98%)	102 (99%)	1 (1%)	76	86
58	XB	103/105 (98%)	103 (100%)	0	100	100
58	zB	103/105 (98%)	103 (100%)	0	100	100
59	AE	113/114 (99%)	113 (100%)	0	100	100
59	XE	114/114 (100%)	110 (96%)	4 (4%)	36	64
59	zE	114/114 (100%)	113 (99%)	1 (1%)	78	87
60	AH	104/118 (88%)	104 (100%)	0	100	100
60	XH	104/118 (88%)	104 (100%)	0	100	100
60	zH	104/118 (88%)	104 (100%)	0	100	100
61	AK	107/110 (97%)	107 (100%)	0	100	100

Continued on next page...

Continued from previous page...

Mol	Chain	Analysed	Rotameric	Outliers	Percentiles	
61	XK	107/110 (97%)	107 (100%)	0	100	100
61	zK	107/110 (97%)	107 (100%)	0	100	100
62	AN	115/116 (99%)	115 (100%)	0	100	100
62	XN	115/116 (99%)	115 (100%)	0	100	100
62	zN	115/116 (99%)	115 (100%)	0	100	100
63	AR	118/119 (99%)	118 (100%)	0	100	100
63	XR	118/119 (99%)	118 (100%)	0	100	100
63	zR	118/119 (99%)	118 (100%)	0	100	100
64	AV	46/47 (98%)	45 (98%)	1 (2%)	52	74
64	XV	46/47 (98%)	46 (100%)	0	100	100
64	zV	46/47 (98%)	46 (100%)	0	100	100
65	AY	84/88 (96%)	84 (100%)	0	100	100
65	XY	84/88 (96%)	84 (100%)	0	100	100
65	zY	84/88 (96%)	84 (100%)	0	100	100
66	BC	94/97 (97%)	94 (100%)	0	100	100
66	YC	94/97 (97%)	94 (100%)	0	100	100
66	ZC	94/97 (97%)	93 (99%)	1 (1%)	73	85
67	BG	109/111 (98%)	109 (100%)	0	100	100
67	YG	109/111 (98%)	109 (100%)	0	100	100
67	ZG	109/111 (98%)	109 (100%)	0	100	100
68	BK	90/91 (99%)	90 (100%)	0	100	100
68	YK	90/91 (99%)	90 (100%)	0	100	100
68	ZK	90/91 (99%)	90 (100%)	0	100	100
69	BN	95/103 (92%)	95 (100%)	0	100	100
69	YN	95/103 (92%)	93 (98%)	2 (2%)	53	75
69	ZN	95/103 (92%)	95 (100%)	0	100	100
70	BP	103/105 (98%)	103 (100%)	0	100	100
70	YP	103/105 (98%)	103 (100%)	0	100	100
70	ZP	103/105 (98%)	103 (100%)	0	100	100
71	AC	80/82 (98%)	80 (100%)	0	100	100
71	XC	80/82 (98%)	79 (99%)	1 (1%)	69	82

Continued on next page...

Continued from previous page...

Mol	Chain	Analysed	Rotameric	Outliers	Percentiles	
71	zC	80/82 (98%)	79 (99%)	1 (1%)	69	82
72	AF	67/71 (94%)	66 (98%)	1 (2%)	65	81
72	XF	67/71 (94%)	65 (97%)	2 (3%)	41	68
72	zF	67/71 (94%)	66 (98%)	1 (2%)	65	81
73	AI	67/69 (97%)	66 (98%)	1 (2%)	65	81
73	XI	67/69 (97%)	66 (98%)	1 (2%)	65	81
73	zI	67/69 (97%)	67 (100%)	0	100	100
74	AL	45/46 (98%)	45 (100%)	0	100	100
74	XL	45/46 (98%)	45 (100%)	0	100	100
74	zL	45/46 (98%)	45 (100%)	0	100	100
75	AO	47/116 (40%)	46 (98%)	1 (2%)	53	75
75	XO	47/116 (40%)	47 (100%)	0	100	100
75	zO	47/116 (40%)	46 (98%)	1 (2%)	53	75
76	AS	23/23 (100%)	23 (100%)	0	100	100
76	XS	23/23 (100%)	22 (96%)	1 (4%)	29	59
76	zS	23/23 (100%)	23 (100%)	0	100	100
77	AP	90/91 (99%)	90 (100%)	0	100	100
77	XP	90/91 (99%)	90 (100%)	0	100	100
77	zP	90/91 (99%)	89 (99%)	1 (1%)	73	85
78	AT	71/72 (99%)	71 (100%)	0	100	100
78	XT	71/72 (99%)	69 (97%)	2 (3%)	43	70
78	zT	71/72 (99%)	68 (96%)	3 (4%)	30	60
79	BU	105/254 (41%)	104 (99%)	1 (1%)	76	86
79	YU	105/254 (41%)	103 (98%)	2 (2%)	57	77
79	ZU	105/254 (41%)	103 (98%)	2 (2%)	57	77
All	All	28102/30585 (92%)	27932 (99%)	170 (1%)	86	91

All (170) residues with a non-rotameric sidechain are listed below:

Mol	Chain	Res	Type
4	AW	23	ARG
4	AW	247	ARG
5	BA	10	ARG

Continued on next page...

Continued from previous page...

Mol	Chain	Res	Type
5	BA	332	ARG
7	BI	196	ARG
8	BM	46	ARG
8	BM	51	ARG
10	AA	245	LYS
12	BD	153	ARG
12	BD	163	GLN
14	AJ	190	LYS
16	AQ	180	PHE
17	AU	25	LYS
17	AU	117	ARG
19	P	185	ARG
21	R	91	ARG
22	A	51	ARG
23	S	30	ARG
26	U	7	LYS
27	V	59	ARG
28	W	180	LYS
30	X	46	LYS
30	X	67	ARG
32	Y	20	ARG
37	H	40	ARG
37	H	57	ARG
38	I	89	ARG
44	K	91	PRO
46	f	23	THR
46	f	59	CYS
46	f	82	LYS
48	M	14	TYR
48	M	49	ASP
50	N	144	CYS
52	AX	173	ARG
54	BF	181	ARG
56	BJ	139	ARG
58	AB	12	ARG
64	AV	14	ARG
72	AF	75	LYS
73	AI	33	LYS
75	AO	115	CYS
79	BU	81	LYS
19	Pb	185	ARG
20	Qb	202	LYS

Continued on next page...

Continued from previous page...

Mol	Chain	Res	Type
22	Ab	143	ARG
25	Tb	98	ARG
27	Vb	77	ARG
30	Xb	67	ARG
32	Yb	64	ARG
36	Gb	5	ARG
43	db	123	LYS
44	Kb	81	ARG
46	fb	59	CYS
47	Lb	11	LYS
48	Mb	11	PRO
48	Mb	28	THR
51	Ob	229	LYS
5	YA	10	ARG
5	YA	332	ARG
6	YE	194	TYR
7	YI	196	ARG
7	YI	254	LYS
7	YI	282	ARG
12	YD	153	ARG
12	YD	211	ARG
13	XG	12	LEU
14	XJ	50	PRO
52	XX	120	ASN
54	YF	20	ARG
54	YF	22	VAL
56	YJ	68	THR
59	XE	25	ASP
59	XE	30	ARG
59	XE	91	LYS
59	XE	110	LYS
69	YN	44	CYS
69	YN	81	CYS
71	XC	68	ARG
72	XF	22	CYS
72	XF	75	LYS
73	XI	64	LYS
76	XS	9	ARG
78	XT	17	ARG
78	XT	57	CYS
79	YU	23	LYS
79	YU	81	LYS

Continued on next page...

Continued from previous page...

Mol	Chain	Res	Type
20	Qc	106	THR
20	Qc	202	LYS
21	Rc	206	THR
22	Ac	143	ARG
23	Sc	82	TYR
23	Sc	138	TYR
23	Sc	143	ASP
23	Sc	146	THR
23	Sc	148	ARG
23	Sc	211	LYS
23	Sc	212	ASP
24	Bc	76	ARG
25	Tc	15	THR
25	Tc	98	ARG
26	Uc	157	LYS
27	Vc	29	LEU
27	Vc	77	ARG
27	Vc	97	THR
28	Wc	3	ARG
28	Wc	66	ASP
28	Wc	157	ASP
28	Wc	168	ARG
28	Wc	180	LYS
30	Xc	36	LYS
30	Xc	67	ARG
30	Xc	98	ASN
32	Yc	90	TYR
33	Zc	18	ARG
34	Ec	72	LYS
35	Fc	94	GLN
36	Gc	60	ARG
37	Hc	40	ARG
37	Hc	118	LYS
39	Jc	51	VAL
39	Jc	57	ARG
39	Jc	67	THR
40	ac	75	ASN
41	bc	20	THR
41	bc	65	LEU
41	bc	99	PHE
42	cc	5	LYS
42	cc	107	PHE

Continued on next page...

Continued from previous page...

Mol	Chain	Res	Type
43	dc	125	LEU
46	fc	19	HIS
46	fc	59	CYS
46	fc	64	CYS
48	Mc	19	ARG
49	gc	20	LYS
51	Oc	216	LYS
51	Oc	229	LYS
51	Oc	283	LYS
51	Oc	290	VAL
4	zW	152	SER
5	ZA	10	ARG
5	ZA	124	LYS
5	ZA	332	ARG
5	ZA	343	TYR
7	ZI	35	ARG
7	ZI	196	ARG
7	ZI	254	LYS
7	ZI	282	ARG
10	zA	167	PRO
11	zD	124	ARG
12	ZD	153	ARG
12	ZD	211	ARG
13	zG	12	LEU
14	zJ	75	PHE
16	zQ	99	ARG
52	zX	82	ARG
54	ZF	126	GLU
54	ZF	153	LYS
54	ZF	186	LYS
59	zE	30	ARG
66	ZC	55	LEU
71	zC	68	ARG
72	zF	22	CYS
75	zO	110	CYS
77	zP	20	HIS
78	zT	5	THR
78	zT	17	ARG
78	zT	57	CYS
79	ZU	23	LYS
79	ZU	81	LYS

Sometimes sidechains can be flipped to improve hydrogen bonding and reduce clashes. All (260)

such sidechains are listed below:

Mol	Chain	Res	Type
4	AW	38	HIS
4	AW	97	ASN
5	BA	165	GLN
5	BA	198	HIS
6	BE	5	GLN
6	BE	92	ASN
6	BE	160	GLN
7	BI	151	GLN
7	BI	206	GLN
7	BI	244	HIS
8	BM	157	GLN
9	BO	48	ASN
9	BO	186	HIS
10	AA	77	GLN
10	AA	192	GLN
10	AA	240	ASN
10	AA	243	GLN
11	AD	51	GLN
12	BD	12	GLN
12	BD	55	ASN
12	BD	59	GLN
13	AG	101	ASN
14	AJ	12	ASN
14	AJ	103	ASN
14	AJ	106	GLN
16	AQ	158	HIS
20	Q	99	ASN
22	A	62	ASN
22	A	111	ASN
23	S	36	HIS
23	S	157	ASN
24	B	66	GLN
24	B	139	ASN
25	T	65	GLN
25	T	176	GLN
25	T	210	GLN
26	U	19	GLN
26	U	71	HIS
26	U	86	GLN
26	U	110	GLN
26	U	174	ASN
27	V	20	GLN

Continued on next page...

Continued from previous page...

Mol	Chain	Res	Type
28	W	155	HIS
29	C	62	GLN
31	D	84	ASN
32	Y	58	HIS
32	Y	78	ASN
33	Z	24	ASN
34	E	15	HIS
34	E	128	HIS
35	F	21	HIS
35	F	139	GLN
36	G	104	ASN
37	H	12	GLN
39	J	36	ASN
39	J	40	ASN
41	b	70	ASN
49	g	46	ASN
50	N	134	ASN
51	O	17	ASN
51	O	237	GLN
55	BH	88	HIS
55	BH	122	HIS
56	BJ	112	ASN
61	AK	4	GLN
64	AV	12	GLN
64	AV	17	HIS
64	AV	42	ASN
66	BC	43	HIS
67	BG	21	HIS
67	BG	35	GLN
68	BK	77	ASN
69	BN	83	ASN
73	AI	76	ASN
74	AL	20	ASN
74	AL	25	GLN
79	BU	32	ASN
19	Pb	30	GLN
19	Pb	32	HIS
19	Pb	46	HIS
19	Pb	168	HIS
20	Qb	199	ASN
21	Rb	87	GLN
21	Rb	89	GLN

Continued on next page...

Continued from previous page...

Mol	Chain	Res	Type
21	Rb	94	GLN
21	Rb	220	ASN
23	Sb	36	HIS
23	Sb	197	HIS
23	Sb	259	GLN
24	Bb	79	ASN
24	Bb	86	GLN
25	Tb	80	ASN
26	Ub	86	GLN
27	Vb	20	GLN
30	Xb	16	GLN
32	Yb	78	ASN
34	Eb	15	HIS
34	Eb	70	ASN
34	Eb	79	HIS
35	Fb	74	HIS
35	Fb	83	GLN
35	Fb	94	GLN
35	Fb	103	ASN
36	Gb	101	ASN
37	Hb	8	GLN
37	Hb	19	ASN
37	Hb	71	GLN
37	Hb	89	GLN
38	Ib	43	ASN
39	Jb	47	GLN
41	bb	70	ASN
41	bb	92	ASN
42	cb	99	ASN
43	db	31	ASN
44	Kb	44	GLN
47	Lb	51	ASN
4	XW	97	ASN
5	YA	231	HIS
6	YE	5	GLN
6	YE	279	HIS
7	YI	17	GLN
9	YO	225	GLN
10	XA	41	GLN
10	XA	145	ASN
10	XA	240	ASN
11	XD	116	ASN

Continued on next page...

Continued from previous page...

Mol	Chain	Res	Type
11	XD	125	ASN
11	XD	156	GLN
11	XD	157	ASN
11	XD	169	ASN
12	YD	92	HIS
12	YD	175	ASN
13	XG	43	GLN
13	XG	68	HIS
16	XQ	194	GLN
52	XX	50	GLN
52	XX	172	GLN
52	XX	179	GLN
53	YB	73	GLN
54	YF	134	HIS
55	YH	49	HIS
55	YH	122	HIS
55	YH	157	GLN
56	YJ	90	ASN
62	XN	57	HIS
64	XV	19	ASN
65	XY	7	GLN
67	YG	35	GLN
67	YG	49	ASN
68	YK	42	GLN
69	YN	34	HIS
70	YP	108	GLN
72	XF	13	ASN
72	XF	76	ASN
75	XO	117	HIS
77	XP	105	GLN
79	YU	32	ASN
79	YU	98	ASN
79	YU	193	ASN
19	Pc	28	ASN
19	Pc	30	GLN
19	Pc	32	HIS
19	Pc	164	ASN
20	Qc	153	HIS
21	Rc	108	ASN
21	Rc	220	ASN
22	Ac	162	GLN
23	Sc	96	ASN

Continued on next page...

Continued from previous page...

Mol	Chain	Res	Type
23	Sc	112	HIS
23	Sc	209	HIS
23	Sc	223	ASN
24	Bc	66	GLN
24	Bc	103	ASN
25	Tc	80	ASN
25	Tc	140	ASN
25	Tc	210	GLN
26	Uc	22	GLN
26	Uc	29	ASN
26	Uc	150	GLN
27	Vc	20	GLN
27	Vc	94	ASN
27	Vc	111	GLN
27	Vc	116	HIS
28	Wc	112	GLN
29	Cc	13	GLN
29	Cc	47	GLN
30	Xc	14	GLN
30	Xc	18	HIS
30	Xc	138	ASN
31	Dc	80	ASN
31	Dc	143	GLN
32	Yc	36	GLN
32	Yc	49	GLN
32	Yc	138	ASN
33	Zc	24	ASN
33	Zc	29	HIS
34	Ec	82	ASN
34	Ec	104	GLN
35	Fc	32	ASN
35	Fc	77	GLN
36	Gc	31	ASN
36	Gc	42	GLN
37	Hc	104	ASN
38	Ic	16	ASN
38	Ic	77	ASN
38	Ic	138	GLN
39	Jc	87	HIS
40	ac	81	ASN
41	bc	16	ASN
41	bc	39	GLN

Continued on next page...

Continued from previous page...

Mol	Chain	Res	Type
41	bc	42	GLN
41	bc	64	GLN
43	dc	110	GLN
49	gc	5	HIS
51	Oc	52	GLN
51	Oc	148	ASN
51	Oc	159	ASN
5	ZA	121	ASN
5	ZA	231	HIS
6	ZE	18	ASN
6	ZE	48	GLN
6	ZE	291	ASN
6	ZE	328	ASN
7	ZI	206	GLN
8	ZM	167	ASN
9	ZO	61	ASN
9	ZO	64	GLN
10	zA	41	GLN
10	zA	145	ASN
10	zA	240	ASN
11	zD	77	ASN
12	ZD	92	HIS
13	zG	47	GLN
13	zG	62	ASN
52	zX	50	GLN
52	zX	116	HIS
53	ZB	10	HIS
53	ZB	73	GLN
53	ZB	126	GLN
55	ZH	62	ASN
55	ZH	142	GLN
58	zB	28	ASN
58	zB	132	ASN
61	zK	4	GLN
62	zN	122	HIS
63	zR	64	GLN
63	zR	67	HIS
64	zV	6	ASN
64	zV	45	HIS
66	ZC	15	ASN
67	ZG	13	HIS
68	ZK	75	HIS

Continued on next page...

Continued from previous page...

Mol	Chain	Res	Type
68	ZK	77	ASN
69	ZN	52	GLN
72	zF	12	HIS
72	zF	13	ASN
75	zO	117	HIS
77	zP	47	GLN
78	zT	34	HIS
79	ZU	32	ASN

5.3.3 RNA [i](#)

Mol	Chain	Analysed	Backbone Outliers	Pucker Outliers
1	BQ	3120/3396 (91%)	777 (24%)	65 (2%)
1	YQ	3120/3396 (91%)	711 (22%)	59 (1%)
1	ZQ	3120/3396 (91%)	780 (25%)	60 (1%)
18	2	1755/1800 (97%)	520 (29%)	58 (3%)
18	2b	1755/1800 (97%)	511 (29%)	0
18	2c	1755/1800 (97%)	669 (38%)	0
2	BR	120/121 (99%)	18 (15%)	0
2	YR	120/121 (99%)	12 (10%)	0
2	ZR	120/121 (99%)	16 (13%)	0
3	BS	156/157 (99%)	41 (26%)	1 (0%)
3	YS	156/157 (99%)	40 (25%)	3 (1%)
3	ZS	156/157 (99%)	36 (23%)	2 (1%)
80	n	75/76 (98%)	20 (26%)	0
81	nb	75/76 (98%)	37 (49%)	0
81	nc	75/76 (98%)	36 (48%)	0
82	mb	76/77 (98%)	15 (19%)	0
82	mc	76/77 (98%)	13 (17%)	0
All	All	15830/16804 (94%)	4252 (26%)	248 (1%)

All (4252) RNA backbone outliers are listed below:

Mol	Chain	Res	Type
1	BQ	6	A
1	BQ	11	A
1	BQ	14	U
1	BQ	26	A
1	BQ	30	G
1	BQ	40	A
1	BQ	43	A

Continued on next page...

Continued from previous page...

Mol	Chain	Res	Type
1	BQ	48	A
1	BQ	49	A
1	BQ	57	A
1	BQ	60	A
1	BQ	65	A
1	BQ	66	A
1	BQ	68	C
1	BQ	74	G
1	BQ	76	G
1	BQ	85	A
1	BQ	86	G
1	BQ	87	U
1	BQ	92	G
1	BQ	109	A
1	BQ	110	G
1	BQ	113	C
1	BQ	115	A
1	BQ	118	U
1	BQ	119	U
1	BQ	120	G
1	BQ	121	A
1	BQ	122	A
1	BQ	126	U
1	BQ	133	U
1	BQ	134	U
1	BQ	136	G
1	BQ	150	A
1	BQ	153	U
1	BQ	156	G
1	BQ	157	A
1	BQ	161	G
1	BQ	165	A
1	BQ	171	G
1	BQ	180	C
1	BQ	182	U
1	BQ	187	A
1	BQ	190	U
1	BQ	191	U
1	BQ	200	C
1	BQ	210	U
1	BQ	218	G
1	BQ	219	A

Continued on next page...

Continued from previous page...

Mol	Chain	Res	Type
1	BQ	221	A
1	BQ	234	G
1	BQ	240	U
1	BQ	241	G
1	BQ	245	U
1	BQ	246	U
1	BQ	248	U
1	BQ	249	U
1	BQ	251	G
1	BQ	252	U
1	BQ	253	A
1	BQ	254	A
1	BQ	263	C
1	BQ	268	A
1	BQ	269	G
1	BQ	270	U
1	BQ	281	G
1	BQ	282	G
1	BQ	283	G
1	BQ	285	A
1	BQ	286	U
1	BQ	295	A
1	BQ	299	G
1	BQ	311	C
1	BQ	315	C
1	BQ	316	U
1	BQ	323	A
1	BQ	329	U
1	BQ	339	C
1	BQ	341	G
1	BQ	343	U
1	BQ	346	C
1	BQ	349	A
1	BQ	350	C
1	BQ	353	G
1	BQ	370	U
1	BQ	375	A
1	BQ	376	G
1	BQ	395	A
1	BQ	398	A
1	BQ	400	G
1	BQ	401	U

Continued on next page...

Continued from previous page...

Mol	Chain	Res	Type
1	BQ	402	A
1	BQ	403	C
1	BQ	420	G
1	BQ	421	G
1	BQ	422	A
1	BQ	440	A
1	BQ	503	C
1	BQ	510	G
1	BQ	519	A
1	BQ	520	U
1	BQ	521	A
1	BQ	523	A
1	BQ	535	G
1	BQ	545	U
1	BQ	546	C
1	BQ	548	G
1	BQ	555	U
1	BQ	556	U
1	BQ	557	A
1	BQ	559	A
1	BQ	569	A
1	BQ	578	A
1	BQ	579	G
1	BQ	581	U
1	BQ	589	A
1	BQ	592	A
1	BQ	594	U
1	BQ	595	G
1	BQ	597	G
1	BQ	600	G
1	BQ	603	A
1	BQ	604	G
1	BQ	609	G
1	BQ	611	A
1	BQ	620	U
1	BQ	621	A
1	BQ	622	A
1	BQ	636	C
1	BQ	642	U
1	BQ	643	U
1	BQ	644	G
1	BQ	645	A

Continued on next page...

Continued from previous page...

Mol	Chain	Res	Type
1	BQ	646	A
1	BQ	649	A
1	BQ	661	G
1	BQ	667	C
1	BQ	677	A
1	BQ	681	U
1	BQ	683	U
1	BQ	691	A
1	BQ	705	A
1	BQ	706	A
1	BQ	712	G
1	BQ	716	A
1	BQ	719	U
1	BQ	726	G
1	BQ	734	C
1	BQ	736	A
1	BQ	737	G
1	BQ	750	G
1	BQ	758	C
1	BQ	761	A
1	BQ	763	G
1	BQ	766	U
1	BQ	768	C
1	BQ	770	G
1	BQ	771	A
1	BQ	774	G
1	BQ	776	U
1	BQ	777	U
1	BQ	781	G
1	BQ	785	G
1	BQ	786	A
1	BQ	806	A
1	BQ	807	A
1	BQ	808	A
1	BQ	817	A
1	BQ	830	A
1	BQ	832	G
1	BQ	837	A
1	BQ	849	C
1	BQ	861	C
1	BQ	865	U
1	BQ	869	G

Continued on next page...

Continued from previous page...

Mol	Chain	Res	Type
1	BQ	871	U
1	BQ	874	U
1	BQ	878	G
1	BQ	879	U
1	BQ	880	G
1	BQ	895	A
1	BQ	897	U
1	BQ	907	G
1	BQ	908	G
1	BQ	909	G
1	BQ	914	A
1	BQ	915	A
1	BQ	916	G
1	BQ	917	A
1	BQ	921	A
1	BQ	923	C
1	BQ	926	A
1	BQ	932	U
1	BQ	936	A
1	BQ	937	G
1	BQ	944	C
1	BQ	959	C
1	BQ	960	U
1	BQ	961	C
1	BQ	974	G
1	BQ	979	U
1	BQ	984	G
1	BQ	991	G
1	BQ	994	G
1	BQ	1001	G
1	BQ	1002	A
1	BQ	1010	G
1	BQ	1014	U
1	BQ	1015	U
1	BQ	1016	C
1	BQ	1017	C
1	BQ	1018	G
1	BQ	1021	G
1	BQ	1024	G
1	BQ	1025	A
1	BQ	1026	A
1	BQ	1027	A

Continued on next page...

Continued from previous page...

Mol	Chain	Res	Type
1	BQ	1028	U
1	BQ	1029	G
1	BQ	1034	U
1	BQ	1041	U
1	BQ	1045	C
1	BQ	1047	A
1	BQ	1049	C
1	BQ	1063	G
1	BQ	1064	A
1	BQ	1065	A
1	BQ	1071	U
1	BQ	1072	G
1	BQ	1079	A
1	BQ	1081	U
1	BQ	1082	U
1	BQ	1085	A
1	BQ	1087	G
1	BQ	1093	A
1	BQ	1096	U
1	BQ	1097	G
1	BQ	1098	A
1	BQ	1103	A
1	BQ	1104	G
1	BQ	1117	G
1	BQ	1131	G
1	BQ	1142	G
1	BQ	1143	A
1	BQ	1145	G
1	BQ	1151	U
1	BQ	1152	G
1	BQ	1153	A
1	BQ	1154	A
1	BQ	1155	C
1	BQ	1159	A
1	BQ	1163	A
1	BQ	1177	G
1	BQ	1178	G
1	BQ	1180	A
1	BQ	1181	U
1	BQ	1182	A
1	BQ	1186	G
1	BQ	1189	C

Continued on next page...

Continued from previous page...

Mol	Chain	Res	Type
1	BQ	1191	U
1	BQ	1201	C
1	BQ	1208	U
1	BQ	1221	A
1	BQ	1222	G
1	BQ	1223	A
1	BQ	1229	G
1	BQ	1232	C
1	BQ	1234	G
1	BQ	1236	G
1	BQ	1237	G
1	BQ	1239	C
1	BQ	1242	G
1	BQ	1245	A
1	BQ	1246	G
1	BQ	1256	G
1	BQ	1258	U
1	BQ	1261	G
1	BQ	1262	G
1	BQ	1263	A
1	BQ	1264	G
1	BQ	1268	G
1	BQ	1270	A
1	BQ	1277	C
1	BQ	1281	G
1	BQ	1285	G
1	BQ	1286	A
1	BQ	1287	A
1	BQ	1295	G
1	BQ	1301	A
1	BQ	1304	A
1	BQ	1307	G
1	BQ	1308	A
1	BQ	1309	U
1	BQ	1310	G
1	BQ	1313	G
1	BQ	1316	C
1	BQ	1317	A
1	BQ	1318	A
1	BQ	1325	U
1	BQ	1330	A
1	BQ	1346	G

Continued on next page...

Continued from previous page...

Mol	Chain	Res	Type
1	BQ	1348	U
1	BQ	1354	G
1	BQ	1355	A
1	BQ	1356	U
1	BQ	1357	G
1	BQ	1385	C
1	BQ	1386	A
1	BQ	1391	C
1	BQ	1392	G
1	BQ	1399	A
1	BQ	1400	G
1	BQ	1408	G
1	BQ	1418	A
1	BQ	1419	A
1	BQ	1425	U
1	BQ	1429	G
1	BQ	1432	C
1	BQ	1434	G
1	BQ	1436	U
1	BQ	1437	C
1	BQ	1443	G
1	BQ	1446	A
1	BQ	1451	C
1	BQ	1452	A
1	BQ	1453	A
1	BQ	1455	U
1	BQ	1457	U
1	BQ	1468	A
1	BQ	1469	C
1	BQ	1481	A
1	BQ	1482	A
1	BQ	1483	G
1	BQ	1484	U
1	BQ	1485	G
1	BQ	1494	U
1	BQ	1495	U
1	BQ	1496	C
1	BQ	1503	A
1	BQ	1507	G
1	BQ	1508	C
1	BQ	1511	U
1	BQ	1522	U

Continued on next page...

Continued from previous page...

Mol	Chain	Res	Type
1	BQ	1523	U
1	BQ	1524	A
1	BQ	1525	G
1	BQ	1528	G
1	BQ	1530	U
1	BQ	1536	G
1	BQ	1542	G
1	BQ	1546	A
1	BQ	1549	U
1	BQ	1554	U
1	BQ	1555	U
1	BQ	1556	C
1	BQ	1559	A
1	BQ	1560	G
1	BQ	1561	G
1	BQ	1562	C
1	BQ	1574	C
1	BQ	1575	A
1	BQ	1576	G
1	BQ	1577	G
1	BQ	1578	C
1	BQ	1579	C
1	BQ	1580	A
1	BQ	1581	C
1	BQ	1582	C
1	BQ	1583	A
1	BQ	1587	A
1	BQ	1588	A
1	BQ	1589	A
1	BQ	1592	G
1	BQ	1593	A
1	BQ	1601	U
1	BQ	1602	A
1	BQ	1605	A
1	BQ	1606	U
1	BQ	1607	U
1	BQ	1619	A
1	BQ	1620	U
1	BQ	1629	U
1	BQ	1631	C
1	BQ	1633	C
1	BQ	1636	U

Continued on next page...

Continued from previous page...

Mol	Chain	Res	Type
1	BQ	1639	C
1	BQ	1642	A
1	BQ	1643	A
1	BQ	1644	C
1	BQ	1645	U
1	BQ	1655	G
1	BQ	1658	G
1	BQ	1683	A
1	BQ	1692	U
1	BQ	1705	U
1	BQ	1716	U
1	BQ	1717	U
1	BQ	1722	U
1	BQ	1724	U
1	BQ	1728	G
1	BQ	1741	A
1	BQ	1750	A
1	BQ	1751	G
1	BQ	1759	C
1	BQ	1760	A
1	BQ	1762	C
1	BQ	1764	U
1	BQ	1765	U
1	BQ	1766	G
1	BQ	1770	G
1	BQ	1775	G
1	BQ	1780	G
1	BQ	1788	C
1	BQ	1796	G
1	BQ	1797	A
1	BQ	1808	G
1	BQ	1809	A
1	BQ	1810	A
1	BQ	1811	G
1	BQ	1812	G
1	BQ	1814	A
1	BQ	1815	U
1	BQ	1816	A
1	BQ	1817	G
1	BQ	1818	U
1	BQ	1821	U
1	BQ	1822	C

Continued on next page...

Continued from previous page...

Mol	Chain	Res	Type
1	BQ	1836	C
1	BQ	1839	A
1	BQ	1842	A
1	BQ	1846	C
1	BQ	1849	C
1	BQ	1851	G
1	BQ	1866	C
1	BQ	1878	G
1	BQ	1879	A
1	BQ	1880	U
1	BQ	1886	A
1	BQ	1889	G
1	BQ	1893	A
1	BQ	1896	A
1	BQ	1904	C
1	BQ	1905	G
1	BQ	1906	G
1	BQ	1910	A
1	BQ	1914	G
1	BQ	1918	C
1	BQ	1926	C
1	BQ	1930	A
1	BQ	1931	U
1	BQ	1935	G
1	BQ	1938	U
1	BQ	1943	C
1	BQ	1953	G
1	BQ	2101	C
1	BQ	2102	U
1	BQ	2111	G
1	BQ	2112	U
1	BQ	2113	A
1	BQ	2114	C
1	BQ	2121	G
1	BQ	2122	G
1	BQ	2131	A
1	BQ	2139	A
1	BQ	2144	A
1	BQ	2145	A
1	BQ	2149	A
1	BQ	2157	G
1	BQ	2158	A

Continued on next page...

Continued from previous page...

Mol	Chain	Res	Type
1	BQ	2160	G
1	BQ	2169	G
1	BQ	2174	G
1	BQ	2188	A
1	BQ	2205	U
1	BQ	2207	A
1	BQ	2208	A
1	BQ	2209	U
1	BQ	2210	G
1	BQ	2212	C
1	BQ	2213	A
1	BQ	2223	A
1	BQ	2228	A
1	BQ	2246	G
1	BQ	2248	C
1	BQ	2249	G
1	BQ	2250	G
1	BQ	2251	G
1	BQ	2252	A
1	BQ	2253	G
1	BQ	2255	A
1	BQ	2256	A
1	BQ	2257	C
1	BQ	2261	G
1	BQ	2267	C
1	BQ	2269	U
1	BQ	2272	G
1	BQ	2273	G
1	BQ	2274	U
1	BQ	2279	A
1	BQ	2280	A
1	BQ	2281	A
1	BQ	2284	C
1	BQ	2285	C
1	BQ	2288	G
1	BQ	2307	G
1	BQ	2309	A
1	BQ	2310	U
1	BQ	2313	A
1	BQ	2315	G
1	BQ	2326	A
1	BQ	2335	G

Continued on next page...

Continued from previous page...

Mol	Chain	Res	Type
1	BQ	2336	U
1	BQ	2347	U
1	BQ	2350	C
1	BQ	2361	A
1	BQ	2372	A
1	BQ	2373	A
1	BQ	2374	C
1	BQ	2375	G
1	BQ	2376	G
1	BQ	2378	C
1	BQ	2386	A
1	BQ	2388	U
1	BQ	2391	G
1	BQ	2393	G
1	BQ	2394	G
1	BQ	2397	A
1	BQ	2398	A
1	BQ	2401	A
1	BQ	2402	A
1	BQ	2403	G
1	BQ	2404	A
1	BQ	2405	C
1	BQ	2411	U
1	BQ	2412	G
1	BQ	2418	G
1	BQ	2419	A
1	BQ	2422	C
1	BQ	2434	U
1	BQ	2435	G
1	BQ	2438	A
1	BQ	2441	A
1	BQ	2442	G
1	BQ	2510	U
1	BQ	2511	A
1	BQ	2514	U
1	BQ	2522	G
1	BQ	2523	A
1	BQ	2524	A
1	BQ	2525	G
1	BQ	2530	G
1	BQ	2535	A
1	BQ	2538	U

Continued on next page...

Continued from previous page...

Mol	Chain	Res	Type
1	BQ	2539	C
1	BQ	2540	A
1	BQ	2541	U
1	BQ	2542	U
1	BQ	2543	U
1	BQ	2545	C
1	BQ	2549	G
1	BQ	2552	C
1	BQ	2554	A
1	BQ	2555	G
1	BQ	2561	A
1	BQ	2562	A
1	BQ	2567	C
1	BQ	2568	C
1	BQ	2569	A
1	BQ	2570	U
1	BQ	2571	U
1	BQ	2572	C
1	BQ	2573	G
1	BQ	2574	G
1	BQ	2578	U
1	BQ	2584	G
1	BQ	2585	G
1	BQ	2587	U
1	BQ	2593	A
1	BQ	2594	C
1	BQ	2606	G
1	BQ	2607	G
1	BQ	2614	G
1	BQ	2619	G
1	BQ	2625	C
1	BQ	2629	U
1	BQ	2635	A
1	BQ	2637	A
1	BQ	2638	C
1	BQ	2652	U
1	BQ	2656	A
1	BQ	2658	G
1	BQ	2663	G
1	BQ	2672	G
1	BQ	2674	A
1	BQ	2677	G

Continued on next page...

Continued from previous page...

Mol	Chain	Res	Type
1	BQ	2678	A
1	BQ	2688	U
1	BQ	2689	A
1	BQ	2690	G
1	BQ	2691	A
1	BQ	2694	A
1	BQ	2696	A
1	BQ	2703	A
1	BQ	2704	A
1	BQ	2708	C
1	BQ	2713	U
1	BQ	2714	G
1	BQ	2728	G
1	BQ	2737	C
1	BQ	2740	A
1	BQ	2752	U
1	BQ	2753	G
1	BQ	2755	C
1	BQ	2758	A
1	BQ	2760	C
1	BQ	2762	A
1	BQ	2772	C
1	BQ	2773	C
1	BQ	2777	G
1	BQ	2778	G
1	BQ	2779	A
1	BQ	2787	G
1	BQ	2796	G
1	BQ	2799	A
1	BQ	2800	G
1	BQ	2801	A
1	BQ	2802	A
1	BQ	2803	A
1	BQ	2804	A
1	BQ	2810	C
1	BQ	2814	G
1	BQ	2817	A
1	BQ	2818	U
1	BQ	2825	C
1	BQ	2844	C
1	BQ	2845	A
1	BQ	2847	A

Continued on next page...

Continued from previous page...

Mol	Chain	Res	Type
1	BQ	2849	C
1	BQ	2853	A
1	BQ	2860	U
1	BQ	2866	U
1	BQ	2867	C
1	BQ	2871	G
1	BQ	2872	A
1	BQ	2873	U
1	BQ	2876	C
1	BQ	2887	A
1	BQ	2888	U
1	BQ	2889	C
1	BQ	2894	C
1	BQ	2899	C
1	BQ	2900	A
1	BQ	2904	U
1	BQ	2912	G
1	BQ	2923	U
1	BQ	2929	C
1	BQ	2935	U
1	BQ	2936	A
1	BQ	2938	G
1	BQ	2941	A
1	BQ	2942	C
1	BQ	2943	G
1	BQ	2947	G
1	BQ	2955	U
1	BQ	2957	G
1	BQ	2965	U
1	BQ	2968	G
1	BQ	2971	A
1	BQ	2972	G
1	BQ	2979	U
1	BQ	2983	C
1	BQ	2985	C
1	BQ	2990	G
1	BQ	2996	U
1	BQ	2997	G
1	BQ	3012	A
1	BQ	3022	G
1	BQ	3023	U
1	BQ	3030	G

Continued on next page...

Continued from previous page...

Mol	Chain	Res	Type
1	BQ	3039	C
1	BQ	3049	A
1	BQ	3051	U
1	BQ	3057	U
1	BQ	3059	G
1	BQ	3066	U
1	BQ	3078	U
1	BQ	3079	U
1	BQ	3080	G
1	BQ	3086	A
1	BQ	3092	C
1	BQ	3099	C
1	BQ	3101	G
1	BQ	3112	G
1	BQ	3116	G
1	BQ	3118	C
1	BQ	3120	C
1	BQ	3122	A
1	BQ	3129	A
1	BQ	3130	A
1	BQ	3131	U
1	BQ	3142	A
1	BQ	3143	C
1	BQ	3150	A
1	BQ	3151	U
1	BQ	3152	U
1	BQ	3153	U
1	BQ	3158	G
1	BQ	3165	A
1	BQ	3171	U
1	BQ	3172	A
1	BQ	3173	G
1	BQ	3174	A
1	BQ	3175	U
1	BQ	3176	G
1	BQ	3178	A
1	BQ	3180	A
1	BQ	3181	C
1	BQ	3187	A
1	BQ	3195	U
1	BQ	3196	U
1	BQ	3207	U

Continued on next page...

Continued from previous page...

Mol	Chain	Res	Type
1	BQ	3208	G
1	BQ	3210	A
1	BQ	3217	C
1	BQ	3218	A
1	BQ	3219	G
1	BQ	3227	A
1	BQ	3229	G
1	BQ	3238	G
1	BQ	3244	A
1	BQ	3245	A
1	BQ	3246	G
1	BQ	3247	G
1	BQ	3251	U
1	BQ	3259	U
1	BQ	3263	G
1	BQ	3268	A
1	BQ	3269	U
1	BQ	3270	U
1	BQ	3271	G
1	BQ	3272	C
1	BQ	3273	A
1	BQ	3274	A
1	BQ	3276	G
1	BQ	3279	A
1	BQ	3281	U
1	BQ	3285	C
1	BQ	3286	G
1	BQ	3289	G
1	BQ	3290	G
1	BQ	3294	A
1	BQ	3304	U
1	BQ	3309	G
1	BQ	3310	A
1	BQ	3313	U
1	BQ	3316	A
1	BQ	3317	U
1	BQ	3318	G
1	BQ	3334	U
1	BQ	3335	A
1	BQ	3341	U
1	BQ	3342	A
1	BQ	3345	G

Continued on next page...

Continued from previous page...

Mol	Chain	Res	Type
1	BQ	3350	C
1	BQ	3351	U
1	BQ	3352	U
1	BQ	3353	G
1	BQ	3354	U
1	BQ	3355	U
1	BQ	3356	G
1	BQ	3357	U
1	BQ	3358	U
1	BQ	3368	U
1	BQ	3369	G
1	BQ	3378	C
1	BQ	3382	U
1	BQ	3389	U
2	BR	7	G
2	BR	10	C
2	BR	11	A
2	BR	22	A
2	BR	30	G
2	BR	38	U
2	BR	54	U
2	BR	55	A
2	BR	65	G
2	BR	71	G
2	BR	73	C
2	BR	74	C
2	BR	76	A
2	BR	85	G
2	BR	93	C
2	BR	99	G
2	BR	102	A
2	BR	112	G
3	BS	2	A
3	BS	13	A
3	BS	17	A
3	BS	23	U
3	BS	25	G
3	BS	34	U
3	BS	35	C
3	BS	38	U
3	BS	40	A
3	BS	48	A

Continued on next page...

Continued from previous page...

Mol	Chain	Res	Type
3	BS	49	G
3	BS	51	G
3	BS	59	A
3	BS	60	U
3	BS	62	C
3	BS	63	G
3	BS	80	A
3	BS	81	U
3	BS	82	U
3	BS	83	C
3	BS	84	C
3	BS	85	G
3	BS	86	U
3	BS	87	G
3	BS	90	U
3	BS	95	G
3	BS	104	A
3	BS	106	C
3	BS	109	A
3	BS	111	A
3	BS	113	U
3	BS	116	G
3	BS	123	G
3	BS	125	U
3	BS	127	U
3	BS	138	A
3	BS	148	G
3	BS	152	G
3	BS	155	A
3	BS	156	U
3	BS	157	U
18	2	2	A
18	2	4	C
18	2	17	C
18	2	25	C
18	2	26	A
18	2	27	U
18	2	34	G
18	2	43	A
18	2	47	A
18	2	50	C
18	2	57	G

Continued on next page...

Continued from previous page...

Mol	Chain	Res	Type
18	2	59	C
18	2	63	G
18	2	67	A
18	2	68	A
18	2	69	G
18	2	72	A
18	2	73	U
18	2	74	U
18	2	75	U
18	2	77	U
18	2	78	A
18	2	80	A
18	2	93	A
18	2	99	C
18	2	104	A
18	2	111	U
18	2	114	C
18	2	115	G
18	2	116	U
18	2	127	G
18	2	131	C
18	2	132	U
18	2	133	U
18	2	134	U
18	2	135	A
18	2	136	C
18	2	137	U
18	2	140	A
18	2	141	U
18	2	145	A
18	2	153	G
18	2	159	U
18	2	161	U
18	2	178	U
18	2	184	C
18	2	185	U
18	2	186	C
18	2	188	A
18	2	189	C
18	2	190	C
18	2	191	C
18	2	192	U

Continued on next page...

Continued from previous page...

Mol	Chain	Res	Type
18	2	193	U
18	2	194	U
18	2	195	G
18	2	196	G
18	2	197	A
18	2	200	A
18	2	204	G
18	2	215	A
18	2	218	A
18	2	219	A
18	2	224	C
18	2	226	A
18	2	227	U
18	2	228	G
18	2	231	U
18	2	233	C
18	2	234	G
18	2	236	A
18	2	238	U
18	2	239	C
18	2	240	U
18	2	241	U
18	2	243	G
18	2	250	C
18	2	261	U
18	2	262	U
18	2	265	A
18	2	270	C
18	2	271	A
18	2	272	U
18	2	274	G
18	2	275	C
18	2	276	C
18	2	277	U
18	2	278	U
18	2	279	G
18	2	280	U
18	2	281	G
18	2	288	A
18	2	290	G
18	2	299	A
18	2	313	U

Continued on next page...

Continued from previous page...

Mol	Chain	Res	Type
18	2	314	C
18	2	316	A
18	2	320	U
18	2	321	C
18	2	322	G
18	2	323	A
18	2	325	G
18	2	333	A
18	2	337	G
18	2	338	C
18	2	339	C
18	2	341	A
18	2	352	A
18	2	359	A
18	2	360	A
18	2	361	C
18	2	365	G
18	2	369	A
18	2	387	A
18	2	388	G
18	2	400	A
18	2	401	A
18	2	402	C
18	2	403	G
18	2	404	G
18	2	405	C
18	2	411	C
18	2	416	A
18	2	418	G
18	2	419	G
18	2	423	G
18	2	424	C
18	2	425	A
18	2	426	G
18	2	428	A
18	2	438	A
18	2	439	U
18	2	444	C
18	2	445	A
18	2	446	A
18	2	448	C
18	2	452	A

Continued on next page...

Continued from previous page...

Mol	Chain	Res	Type
18	2	453	U
18	2	459	G
18	2	464	A
18	2	468	A
18	2	475	A
18	2	477	A
18	2	480	G
18	2	484	C
18	2	485	A
18	2	486	G
18	2	488	G
18	2	490	C
18	2	493	U
18	2	495	C
18	2	497	G
18	2	498	G
18	2	499	U
18	2	500	C
18	2	502	U
18	2	504	U
18	2	505	A
18	2	506	A
18	2	507	U
18	2	508	U
18	2	510	G
18	2	511	A
18	2	512	A
18	2	513	U
18	2	515	A
18	2	519	C
18	2	532	U
18	2	536	C
18	2	539	G
18	2	540	G
18	2	541	A
18	2	542	A
18	2	543	C
18	2	544	A
18	2	546	U
18	2	554	C
18	2	555	A
18	2	556	A

Continued on next page...

Continued from previous page...

Mol	Chain	Res	Type
18	2	557	G
18	2	558	U
18	2	559	C
18	2	565	C
18	2	568	G
18	2	570	A
18	2	574	G
18	2	575	C
18	2	578	U
18	2	579	A
18	2	580	A
18	2	584	C
18	2	594	A
18	2	595	G
18	2	606	A
18	2	608	U
18	2	610	G
18	2	611	U
18	2	619	A
18	2	620	A
18	2	622	A
18	2	623	A
18	2	624	G
18	2	639	U
18	2	640	U
18	2	648	G
18	2	650	U
18	2	652	G
18	2	654	C
18	2	655	G
18	2	656	G
18	2	658	C
18	2	677	G
18	2	680	U
18	2	682	C
18	2	684	A
18	2	685	A
18	2	686	C
18	2	687	G
18	2	691	C
18	2	694	U
18	2	696	C

Continued on next page...

Continued from previous page...

Mol	Chain	Res	Type
18	2	697	C
18	2	702	G
18	2	703	G
18	2	704	C
18	2	707	A
18	2	709	C
18	2	710	U
18	2	712	G
18	2	715	U
18	2	718	U
18	2	719	U
18	2	721	U
18	2	722	G
18	2	723	G
18	2	725	U
18	2	727	U
18	2	728	U
18	2	730	G
18	2	731	C
18	2	732	G
18	2	733	A
18	2	734	A
18	2	735	C
18	2	737	A
18	2	738	G
18	2	741	C
18	2	742	U
18	2	743	U
18	2	745	U
18	2	755	A
18	2	756	A
18	2	764	U
18	2	765	G
18	2	766	U
18	2	767	U
18	2	771	A
18	2	774	A
18	2	775	G
18	2	778	G
18	2	780	A
18	2	781	U
18	2	782	U

Continued on next page...

Continued from previous page...

Mol	Chain	Res	Type
18	2	783	G
18	2	784	C
18	2	787	G
18	2	789	A
18	2	794	U
18	2	795	U
18	2	806	A
18	2	812	A
18	2	814	A
18	2	815	G
18	2	818	C
18	2	819	G
18	2	820	U
18	2	821	U
18	2	824	G
18	2	830	U
18	2	831	U
18	2	839	U
18	2	840	U
18	2	841	U
18	2	846	G
18	2	848	C
18	2	849	C
18	2	850	A
18	2	856	A
18	2	857	U
18	2	860	U
18	2	863	A
18	2	864	U
18	2	898	A
18	2	899	G
18	2	902	G
18	2	903	U
18	2	904	G
18	2	912	U
18	2	913	G
18	2	914	G
18	2	915	A
18	2	926	A
18	2	928	U
18	2	930	A
18	2	932	U

Continued on next page...

Continued from previous page...

Mol	Chain	Res	Type
18	2	933	A
18	2	935	U
18	2	942	G
18	2	944	A
18	2	945	U
18	2	960	U
18	2	966	A
18	2	969	C
18	2	970	A
18	2	982	U
18	2	984	G
18	2	987	G
18	2	988	A
18	2	992	A
18	2	996	U
18	2	1004	U
18	2	1005	A
18	2	1020	A
18	2	1021	C
18	2	1023	A
18	2	1024	U
18	2	1025	A
18	2	1028	C
18	2	1029	U
18	2	1032	G
18	2	1039	A
18	2	1040	G
18	2	1052	U
18	2	1053	G
18	2	1057	U
18	2	1058	U
18	2	1060	U
18	2	1061	A
18	2	1063	U
18	2	1074	G
18	2	1076	A
18	2	1082	C
18	2	1086	A
18	2	1089	U
18	2	1091	A
18	2	1092	A
18	2	1096	C

Continued on next page...

Continued from previous page...

Mol	Chain	Res	Type
18	2	1097	U
18	2	1100	G
18	2	1109	G
18	2	1113	A
18	2	1114	G
18	2	1126	G
18	2	1138	A
18	2	1140	G
18	2	1158	C
18	2	1159	C
18	2	1160	A
18	2	1167	G
18	2	1170	G
18	2	1171	A
18	2	1185	U
18	2	1186	U
18	2	1191	U
18	2	1194	A
18	2	1196	A
18	2	1197	C
18	2	1199	G
18	2	1200	G
18	2	1203	A
18	2	1204	A
18	2	1207	C
18	2	1208	A
18	2	1209	C
18	2	1217	A
18	2	1218	G
18	2	1220	C
18	2	1226	A
18	2	1227	A
18	2	1228	G
18	2	1229	G
18	2	1230	A
18	2	1231	U
18	2	1239	U
18	2	1241	G
18	2	1242	A
18	2	1243	G
18	2	1244	A
18	2	1245	G

Continued on next page...

Continued from previous page...

Mol	Chain	Res	Type
18	2	1246	C
18	2	1255	G
18	2	1256	A
18	2	1257	U
18	2	1258	U
18	2	1259	U
18	2	1285	U
18	2	1286	U
18	2	1288	G
18	2	1294	G
18	2	1312	A
18	2	1314	U
18	2	1315	U
18	2	1316	G
18	2	1318	G
18	2	1320	U
18	2	1321	A
18	2	1337	A
18	2	1338	C
18	2	1344	A
18	2	1345	A
18	2	1346	A
18	2	1347	U
18	2	1354	G
18	2	1361	U
18	2	1362	U
18	2	1363	U
18	2	1367	G
18	2	1370	U
18	2	1371	A
18	2	1372	U
18	2	1373	C
18	2	1385	G
18	2	1390	U
18	2	1391	A
18	2	1398	U
18	2	1399	C
18	2	1413	U
18	2	1415	U
18	2	1418	G
18	2	1425	A
18	2	1427	A

Continued on next page...

Continued from previous page...

Mol	Chain	Res	Type
18	2	1428	G
18	2	1436	A
18	2	1445	G
18	2	1447	C
18	2	1448	G
18	2	1450	U
18	2	1451	C
18	2	1452	U
18	2	1458	G
18	2	1459	C
18	2	1469	A
18	2	1471	A
18	2	1474	G
18	2	1482	C
18	2	1483	A
18	2	1486	G
18	2	1490	C
18	2	1491	U
18	2	1492	A
18	2	1493	A
18	2	1496	U
18	2	1506	G
18	2	1515	A
18	2	1516	A
18	2	1517	U
18	2	1523	G
18	2	1524	A
18	2	1535	U
18	2	1536	G
18	2	1537	C
18	2	1538	U
18	2	1540	G
18	2	1542	G
18	2	1552	U
18	2	1553	G
18	2	1554	U
18	2	1555	A
18	2	1557	U
18	2	1559	A
18	2	1569	A
18	2	1574	G
18	2	1575	G

Continued on next page...

Continued from previous page...

Mol	Chain	Res	Type
18	2	1584	G
18	2	1585	U
18	2	1590	G
18	2	1596	C
18	2	1597	A
18	2	1598	U
18	2	1600	A
18	2	1601	G
18	2	1607	G
18	2	1615	C
18	2	1616	G
18	2	1622	G
18	2	1632	C
18	2	1636	C
18	2	1637	C
18	2	1657	U
18	2	1658	G
18	2	1665	U
18	2	1673	G
18	2	1678	A
18	2	1680	G
18	2	1681	A
18	2	1682	U
18	2	1683	C
18	2	1715	G
18	2	1716	C
18	2	1718	G
18	2	1720	G
18	2	1755	A
18	2	1756	A
18	2	1757	G
18	2	1760	G
18	2	1766	A
18	2	1767	G
18	2	1769	U
18	2	1770	U
18	2	1780	G
18	2	1782	A
18	2	1783	C
18	2	1789	G
18	2	1792	G
18	2	1793	G

Continued on next page...

Continued from previous page...

Mol	Chain	Res	Type
18	2	1794	A
18	2	1795	U
18	2	1796	C
18	2	1799	U
18	2	1800	A
80	n	16	U
80	n	17	G
80	n	19	U
80	n	20	C
80	n	22	C
80	n	23	G
80	n	33	U
80	n	42	G
80	n	43	A
80	n	48	U
80	n	58	A
80	n	59	G
80	n	60	U
80	n	61	C
80	n	64	G
80	n	72	A
80	n	73	G
80	n	74	C
80	n	75	C
80	n	76	A
18	2b	2	A
18	2b	4	C
18	2b	11	A
18	2b	17	C
18	2b	25	C
18	2b	26	A
18	2b	27	U
18	2b	34	G
18	2b	40	A
18	2b	43	A
18	2b	45	U
18	2b	47	A
18	2b	48	G
18	2b	50	C
18	2b	57	G
18	2b	63	G
18	2b	67	A

Continued on next page...

Continued from previous page...

Mol	Chain	Res	Type
18	2b	68	A
18	2b	69	G
18	2b	72	A
18	2b	73	U
18	2b	74	U
18	2b	75	U
18	2b	77	U
18	2b	78	A
18	2b	93	A
18	2b	100	A
18	2b	104	A
18	2b	111	U
18	2b	114	C
18	2b	115	G
18	2b	116	U
18	2b	127	G
18	2b	130	C
18	2b	131	C
18	2b	132	U
18	2b	133	U
18	2b	134	U
18	2b	135	A
18	2b	136	C
18	2b	137	U
18	2b	138	A
18	2b	140	A
18	2b	141	U
18	2b	142	G
18	2b	144	U
18	2b	145	A
18	2b	146	U
18	2b	153	G
18	2b	159	U
18	2b	161	U
18	2b	166	C
18	2b	168	A
18	2b	177	U
18	2b	178	U
18	2b	185	U
18	2b	186	C
18	2b	190	C
18	2b	191	C

Continued on next page...

Continued from previous page...

Mol	Chain	Res	Type
18	2b	192	U
18	2b	193	U
18	2b	194	U
18	2b	195	G
18	2b	196	G
18	2b	197	A
18	2b	200	A
18	2b	215	A
18	2b	218	A
18	2b	219	A
18	2b	226	A
18	2b	227	U
18	2b	228	G
18	2b	231	U
18	2b	233	C
18	2b	236	A
18	2b	238	U
18	2b	239	C
18	2b	240	U
18	2b	241	U
18	2b	243	G
18	2b	250	C
18	2b	261	U
18	2b	262	U
18	2b	265	A
18	2b	270	C
18	2b	274	G
18	2b	275	C
18	2b	276	C
18	2b	277	U
18	2b	278	U
18	2b	279	G
18	2b	280	U
18	2b	281	G
18	2b	282	C
18	2b	288	A
18	2b	290	G
18	2b	299	A
18	2b	302	U
18	2b	309	C
18	2b	314	C
18	2b	316	A

Continued on next page...

Continued from previous page...

Mol	Chain	Res	Type
18	2b	321	C
18	2b	322	G
18	2b	324	U
18	2b	337	G
18	2b	338	C
18	2b	341	A
18	2b	352	A
18	2b	359	A
18	2b	360	A
18	2b	361	C
18	2b	370	A
18	2b	378	A
18	2b	387	A
18	2b	388	G
18	2b	400	A
18	2b	401	A
18	2b	402	C
18	2b	403	G
18	2b	404	G
18	2b	416	A
18	2b	418	G
18	2b	423	G
18	2b	424	C
18	2b	425	A
18	2b	426	G
18	2b	428	A
18	2b	434	G
18	2b	439	U
18	2b	444	C
18	2b	445	A
18	2b	448	C
18	2b	453	U
18	2b	459	G
18	2b	460	A
18	2b	468	A
18	2b	470	A
18	2b	475	A
18	2b	477	A
18	2b	484	C
18	2b	485	A
18	2b	488	G
18	2b	490	C

Continued on next page...

Continued from previous page...

Mol	Chain	Res	Type
18	2b	493	U
18	2b	495	C
18	2b	496	G
18	2b	497	G
18	2b	498	G
18	2b	499	U
18	2b	500	C
18	2b	501	U
18	2b	502	U
18	2b	504	U
18	2b	505	A
18	2b	506	A
18	2b	507	U
18	2b	508	U
18	2b	510	G
18	2b	511	A
18	2b	512	A
18	2b	513	U
18	2b	514	G
18	2b	515	A
18	2b	519	C
18	2b	521	A
18	2b	527	A
18	2b	532	U
18	2b	534	A
18	2b	536	C
18	2b	539	G
18	2b	540	G
18	2b	541	A
18	2b	542	A
18	2b	543	C
18	2b	545	A
18	2b	546	U
18	2b	554	C
18	2b	555	A
18	2b	556	A
18	2b	557	G
18	2b	558	U
18	2b	559	C
18	2b	565	C
18	2b	568	G
18	2b	570	A

Continued on next page...

Continued from previous page...

Mol	Chain	Res	Type
18	2b	572	C
18	2b	574	G
18	2b	575	C
18	2b	578	U
18	2b	579	A
18	2b	580	A
18	2b	582	U
18	2b	583	C
18	2b	594	A
18	2b	595	G
18	2b	610	G
18	2b	611	U
18	2b	613	G
18	2b	619	A
18	2b	620	A
18	2b	622	A
18	2b	623	A
18	2b	624	G
18	2b	634	G
18	2b	639	U
18	2b	640	U
18	2b	642	G
18	2b	648	G
18	2b	649	U
18	2b	650	U
18	2b	652	G
18	2b	654	C
18	2b	655	G
18	2b	656	G
18	2b	658	C
18	2b	677	G
18	2b	679	U
18	2b	680	U
18	2b	682	C
18	2b	684	A
18	2b	685	A
18	2b	686	C
18	2b	691	C
18	2b	695	U
18	2b	696	C
18	2b	697	C
18	2b	698	U

Continued on next page...

Continued from previous page...

Mol	Chain	Res	Type
18	2b	702	G
18	2b	703	G
18	2b	706	A
18	2b	707	A
18	2b	708	C
18	2b	709	C
18	2b	710	U
18	2b	712	G
18	2b	714	G
18	2b	715	U
18	2b	718	U
18	2b	719	U
18	2b	720	G
18	2b	721	U
18	2b	722	G
18	2b	723	G
18	2b	725	U
18	2b	727	U
18	2b	728	U
18	2b	730	G
18	2b	731	C
18	2b	732	G
18	2b	733	A
18	2b	734	A
18	2b	735	C
18	2b	738	G
18	2b	742	U
18	2b	743	U
18	2b	745	U
18	2b	754	A
18	2b	755	A
18	2b	756	A
18	2b	765	G
18	2b	766	U
18	2b	771	A
18	2b	774	A
18	2b	775	G
18	2b	778	G
18	2b	779	U
18	2b	781	U
18	2b	782	U
18	2b	783	G

Continued on next page...

Continued from previous page...

Mol	Chain	Res	Type
18	2b	784	C
18	2b	789	A
18	2b	794	U
18	2b	795	U
18	2b	806	A
18	2b	811	A
18	2b	812	A
18	2b	815	G
18	2b	818	C
18	2b	820	U
18	2b	821	U
18	2b	823	G
18	2b	824	G
18	2b	829	A
18	2b	830	U
18	2b	831	U
18	2b	833	U
18	2b	839	U
18	2b	840	U
18	2b	841	U
18	2b	846	G
18	2b	854	U
18	2b	856	A
18	2b	860	U
18	2b	863	A
18	2b	864	U
18	2b	876	G
18	2b	898	A
18	2b	899	G
18	2b	902	G
18	2b	904	G
18	2b	911	U
18	2b	912	U
18	2b	913	G
18	2b	914	G
18	2b	915	A
18	2b	930	A
18	2b	932	U
18	2b	933	A
18	2b	935	U
18	2b	942	G
18	2b	944	A

Continued on next page...

Continued from previous page...

Mol	Chain	Res	Type
18	2b	951	A
18	2b	963	A
18	2b	966	A
18	2b	969	C
18	2b	970	A
18	2b	976	G
18	2b	982	U
18	2b	984	G
18	2b	988	A
18	2b	990	C
18	2b	992	A
18	2b	993	A
18	2b	1001	A
18	2b	1004	U
18	2b	1005	A
18	2b	1016	C
18	2b	1021	C
18	2b	1025	A
18	2b	1026	A
18	2b	1028	C
18	2b	1031	U
18	2b	1032	G
18	2b	1039	A
18	2b	1040	G
18	2b	1052	U
18	2b	1053	G
18	2b	1057	U
18	2b	1058	U
18	2b	1059	U
18	2b	1060	U
18	2b	1061	A
18	2b	1063	U
18	2b	1080	U
18	2b	1082	C
18	2b	1086	A
18	2b	1092	A
18	2b	1096	C
18	2b	1097	U
18	2b	1100	G
18	2b	1109	G
18	2b	1113	A
18	2b	1114	G

Continued on next page...

Continued from previous page...

Mol	Chain	Res	Type
18	2b	1138	A
18	2b	1146	G
18	2b	1158	C
18	2b	1159	C
18	2b	1160	A
18	2b	1167	G
18	2b	1171	A
18	2b	1185	U
18	2b	1186	U
18	2b	1190	C
18	2b	1191	U
18	2b	1193	A
18	2b	1194	A
18	2b	1196	A
18	2b	1199	G
18	2b	1200	G
18	2b	1203	A
18	2b	1204	A
18	2b	1217	A
18	2b	1218	G
18	2b	1226	A
18	2b	1227	A
18	2b	1228	G
18	2b	1229	G
18	2b	1231	U
18	2b	1239	U
18	2b	1240	U
18	2b	1241	G
18	2b	1242	A
18	2b	1243	G
18	2b	1244	A
18	2b	1245	G
18	2b	1246	C
18	2b	1255	G
18	2b	1256	A
18	2b	1257	U
18	2b	1258	U
18	2b	1259	U
18	2b	1273	G
18	2b	1284	C
18	2b	1286	U
18	2b	1287	A

Continued on next page...

Continued from previous page...

Mol	Chain	Res	Type
18	2b	1288	G
18	2b	1294	G
18	2b	1298	U
18	2b	1301	U
18	2b	1312	A
18	2b	1314	U
18	2b	1315	U
18	2b	1320	U
18	2b	1321	A
18	2b	1325	A
18	2b	1337	A
18	2b	1344	A
18	2b	1345	A
18	2b	1346	A
18	2b	1347	U
18	2b	1354	G
18	2b	1361	U
18	2b	1362	U
18	2b	1363	U
18	2b	1367	G
18	2b	1370	U
18	2b	1371	A
18	2b	1372	U
18	2b	1378	U
18	2b	1385	G
18	2b	1390	U
18	2b	1398	U
18	2b	1399	C
18	2b	1413	U
18	2b	1415	U
18	2b	1427	A
18	2b	1428	G
18	2b	1436	A
18	2b	1445	G
18	2b	1446	A
18	2b	1448	G
18	2b	1451	C
18	2b	1452	U
18	2b	1459	C
18	2b	1460	A
18	2b	1461	C
18	2b	1469	A

Continued on next page...

Continued from previous page...

Mol	Chain	Res	Type
18	2b	1471	A
18	2b	1481	C
18	2b	1482	C
18	2b	1483	A
18	2b	1486	G
18	2b	1490	C
18	2b	1491	U
18	2b	1492	A
18	2b	1493	A
18	2b	1496	U
18	2b	1506	G
18	2b	1514	U
18	2b	1515	A
18	2b	1516	A
18	2b	1522	U
18	2b	1523	G
18	2b	1524	A
18	2b	1535	U
18	2b	1536	G
18	2b	1537	C
18	2b	1538	U
18	2b	1539	G
18	2b	1540	G
18	2b	1550	A
18	2b	1554	U
18	2b	1555	A
18	2b	1557	U
18	2b	1559	A
18	2b	1569	A
18	2b	1571	C
18	2b	1572	G
18	2b	1574	G
18	2b	1583	A
18	2b	1584	G
18	2b	1590	G
18	2b	1597	A
18	2b	1598	U
18	2b	1600	A
18	2b	1601	G
18	2b	1616	G
18	2b	1619	C
18	2b	1631	A

Continued on next page...

Continued from previous page...

Mol	Chain	Res	Type
18	2b	1632	C
18	2b	1635	A
18	2b	1645	G
18	2b	1657	U
18	2b	1658	G
18	2b	1663	G
18	2b	1665	U
18	2b	1678	A
18	2b	1681	A
18	2b	1682	U
18	2b	1683	C
18	2b	1715	G
18	2b	1716	C
18	2b	1720	G
18	2b	1747	G
18	2b	1755	A
18	2b	1756	A
18	2b	1757	G
18	2b	1760	G
18	2b	1766	A
18	2b	1767	G
18	2b	1769	U
18	2b	1770	U
18	2b	1780	G
18	2b	1782	A
18	2b	1783	C
18	2b	1792	G
18	2b	1794	A
18	2b	1795	U
18	2b	1796	C
18	2b	1799	U
18	2b	1800	A
1	YQ	6	A
1	YQ	11	A
1	YQ	14	U
1	YQ	26	A
1	YQ	30	G
1	YQ	40	A
1	YQ	43	A
1	YQ	49	A
1	YQ	50	U
1	YQ	59	G

Continued on next page...

Continued from previous page...

Mol	Chain	Res	Type
1	YQ	60	A
1	YQ	65	A
1	YQ	66	A
1	YQ	73	C
1	YQ	74	G
1	YQ	76	G
1	YQ	77	A
1	YQ	92	G
1	YQ	96	G
1	YQ	102	C
1	YQ	108	A
1	YQ	109	A
1	YQ	110	G
1	YQ	121	A
1	YQ	122	A
1	YQ	133	U
1	YQ	134	U
1	YQ	136	G
1	YQ	150	A
1	YQ	155	G
1	YQ	156	G
1	YQ	157	A
1	YQ	161	G
1	YQ	165	A
1	YQ	171	G
1	YQ	172	G
1	YQ	182	U
1	YQ	184	U
1	YQ	187	A
1	YQ	190	U
1	YQ	191	U
1	YQ	200	C
1	YQ	206	G
1	YQ	210	U
1	YQ	211	A
1	YQ	218	G
1	YQ	219	A
1	YQ	221	A
1	YQ	224	C
1	YQ	231	G
1	YQ	240	U
1	YQ	241	G

Continued on next page...

Continued from previous page...

Mol	Chain	Res	Type
1	YQ	245	U
1	YQ	246	U
1	YQ	248	U
1	YQ	251	G
1	YQ	252	U
1	YQ	253	A
1	YQ	254	A
1	YQ	269	G
1	YQ	281	G
1	YQ	283	G
1	YQ	284	A
1	YQ	286	U
1	YQ	295	A
1	YQ	315	C
1	YQ	316	U
1	YQ	323	A
1	YQ	329	U
1	YQ	343	U
1	YQ	346	C
1	YQ	350	C
1	YQ	351	A
1	YQ	362	U
1	YQ	375	A
1	YQ	376	G
1	YQ	387	A
1	YQ	390	G
1	YQ	398	A
1	YQ	401	U
1	YQ	402	A
1	YQ	403	C
1	YQ	420	G
1	YQ	421	G
1	YQ	422	A
1	YQ	440	A
1	YQ	503	C
1	YQ	519	A
1	YQ	520	U
1	YQ	521	A
1	YQ	523	A
1	YQ	545	U
1	YQ	546	C
1	YQ	547	G

Continued on next page...

Continued from previous page...

Mol	Chain	Res	Type
1	YQ	548	G
1	YQ	551	A
1	YQ	555	U
1	YQ	556	U
1	YQ	557	A
1	YQ	559	A
1	YQ	569	A
1	YQ	578	A
1	YQ	579	G
1	YQ	581	U
1	YQ	592	A
1	YQ	594	U
1	YQ	600	G
1	YQ	603	A
1	YQ	604	G
1	YQ	609	G
1	YQ	610	G
1	YQ	611	A
1	YQ	620	U
1	YQ	621	A
1	YQ	622	A
1	YQ	636	C
1	YQ	642	U
1	YQ	649	A
1	YQ	661	G
1	YQ	667	C
1	YQ	677	A
1	YQ	681	U
1	YQ	683	U
1	YQ	691	A
1	YQ	705	A
1	YQ	708	G
1	YQ	712	G
1	YQ	715	A
1	YQ	716	A
1	YQ	719	U
1	YQ	720	A
1	YQ	726	G
1	YQ	735	A
1	YQ	736	A
1	YQ	737	G
1	YQ	742	G

Continued on next page...

Continued from previous page...

Mol	Chain	Res	Type
1	YQ	750	G
1	YQ	758	C
1	YQ	761	A
1	YQ	763	G
1	YQ	766	U
1	YQ	768	C
1	YQ	774	G
1	YQ	776	U
1	YQ	777	U
1	YQ	780	A
1	YQ	781	G
1	YQ	785	G
1	YQ	786	A
1	YQ	806	A
1	YQ	808	A
1	YQ	814	U
1	YQ	815	G
1	YQ	817	A
1	YQ	818	C
1	YQ	826	G
1	YQ	830	A
1	YQ	831	G
1	YQ	832	G
1	YQ	835	G
1	YQ	851	C
1	YQ	861	C
1	YQ	867	G
1	YQ	874	U
1	YQ	879	U
1	YQ	880	G
1	YQ	893	C
1	YQ	896	A
1	YQ	897	U
1	YQ	907	G
1	YQ	908	G
1	YQ	909	G
1	YQ	911	C
1	YQ	914	A
1	YQ	915	A
1	YQ	916	G
1	YQ	917	A
1	YQ	923	C

Continued on next page...

Continued from previous page...

Mol	Chain	Res	Type
1	YQ	938	C
1	YQ	944	C
1	YQ	953	G
1	YQ	959	C
1	YQ	960	U
1	YQ	974	G
1	YQ	977	C
1	YQ	979	U
1	YQ	984	G
1	YQ	985	U
1	YQ	994	G
1	YQ	1001	G
1	YQ	1002	A
1	YQ	1010	G
1	YQ	1015	U
1	YQ	1016	C
1	YQ	1017	C
1	YQ	1024	G
1	YQ	1025	A
1	YQ	1026	A
1	YQ	1028	U
1	YQ	1029	G
1	YQ	1034	U
1	YQ	1035	G
1	YQ	1041	U
1	YQ	1045	C
1	YQ	1047	A
1	YQ	1049	C
1	YQ	1063	G
1	YQ	1064	A
1	YQ	1065	A
1	YQ	1072	G
1	YQ	1079	A
1	YQ	1081	U
1	YQ	1082	U
1	YQ	1085	A
1	YQ	1087	G
1	YQ	1093	A
1	YQ	1094	U
1	YQ	1095	U
1	YQ	1096	U
1	YQ	1097	G

Continued on next page...

Continued from previous page...

Mol	Chain	Res	Type
1	YQ	1098	A
1	YQ	1103	A
1	YQ	1104	G
1	YQ	1117	G
1	YQ	1131	G
1	YQ	1143	A
1	YQ	1144	U
1	YQ	1151	U
1	YQ	1152	G
1	YQ	1153	A
1	YQ	1159	A
1	YQ	1160	C
1	YQ	1161	G
1	YQ	1168	U
1	YQ	1177	G
1	YQ	1178	G
1	YQ	1180	A
1	YQ	1181	U
1	YQ	1182	A
1	YQ	1186	G
1	YQ	1191	U
1	YQ	1199	C
1	YQ	1200	A
1	YQ	1201	C
1	YQ	1202	A
1	YQ	1208	U
1	YQ	1222	G
1	YQ	1223	A
1	YQ	1234	G
1	YQ	1236	G
1	YQ	1237	G
1	YQ	1239	C
1	YQ	1242	G
1	YQ	1243	G
1	YQ	1245	A
1	YQ	1246	G
1	YQ	1258	U
1	YQ	1262	G
1	YQ	1263	A
1	YQ	1264	G
1	YQ	1275	C
1	YQ	1277	C

Continued on next page...

Continued from previous page...

Mol	Chain	Res	Type
1	YQ	1278	A
1	YQ	1285	G
1	YQ	1286	A
1	YQ	1292	C
1	YQ	1295	G
1	YQ	1301	A
1	YQ	1303	A
1	YQ	1305	U
1	YQ	1308	A
1	YQ	1309	U
1	YQ	1310	G
1	YQ	1314	C
1	YQ	1318	A
1	YQ	1325	U
1	YQ	1330	A
1	YQ	1348	U
1	YQ	1354	G
1	YQ	1357	G
1	YQ	1375	G
1	YQ	1385	C
1	YQ	1386	A
1	YQ	1390	A
1	YQ	1392	G
1	YQ	1399	A
1	YQ	1400	G
1	YQ	1408	G
1	YQ	1418	A
1	YQ	1419	A
1	YQ	1421	G
1	YQ	1425	U
1	YQ	1430	U
1	YQ	1434	G
1	YQ	1436	U
1	YQ	1437	C
1	YQ	1443	G
1	YQ	1445	U
1	YQ	1446	A
1	YQ	1450	G
1	YQ	1452	A
1	YQ	1454	A
1	YQ	1455	U
1	YQ	1465	A

Continued on next page...

Continued from previous page...

Mol	Chain	Res	Type
1	YQ	1475	A
1	YQ	1477	A
1	YQ	1481	A
1	YQ	1482	A
1	YQ	1483	G
1	YQ	1484	U
1	YQ	1488	G
1	YQ	1495	U
1	YQ	1496	C
1	YQ	1503	A
1	YQ	1508	C
1	YQ	1511	U
1	YQ	1525	G
1	YQ	1527	C
1	YQ	1533	U
1	YQ	1542	G
1	YQ	1544	G
1	YQ	1546	A
1	YQ	1548	C
1	YQ	1549	U
1	YQ	1554	U
1	YQ	1555	U
1	YQ	1556	C
1	YQ	1560	G
1	YQ	1561	G
1	YQ	1562	C
1	YQ	1575	A
1	YQ	1576	G
1	YQ	1578	C
1	YQ	1580	A
1	YQ	1581	C
1	YQ	1582	C
1	YQ	1583	A
1	YQ	1587	A
1	YQ	1588	A
1	YQ	1589	A
1	YQ	1602	A
1	YQ	1607	U
1	YQ	1613	A
1	YQ	1620	U
1	YQ	1629	U
1	YQ	1639	C

Continued on next page...

Continued from previous page...

Mol	Chain	Res	Type
1	YQ	1642	A
1	YQ	1643	A
1	YQ	1644	C
1	YQ	1645	U
1	YQ	1648	A
1	YQ	1655	G
1	YQ	1656	A
1	YQ	1657	C
1	YQ	1658	G
1	YQ	1677	G
1	YQ	1683	A
1	YQ	1704	A
1	YQ	1716	U
1	YQ	1717	U
1	YQ	1724	U
1	YQ	1741	A
1	YQ	1749	A
1	YQ	1750	A
1	YQ	1751	G
1	YQ	1752	A
1	YQ	1756	C
1	YQ	1759	C
1	YQ	1760	A
1	YQ	1761	C
1	YQ	1762	C
1	YQ	1764	U
1	YQ	1765	U
1	YQ	1766	G
1	YQ	1770	G
1	YQ	1775	G
1	YQ	1780	G
1	YQ	1788	C
1	YQ	1794	G
1	YQ	1797	A
1	YQ	1800	A
1	YQ	1809	A
1	YQ	1814	A
1	YQ	1816	A
1	YQ	1817	G
1	YQ	1818	U
1	YQ	1821	U
1	YQ	1822	C

Continued on next page...

Continued from previous page...

Mol	Chain	Res	Type
1	YQ	1838	G
1	YQ	1839	A
1	YQ	1840	U
1	YQ	1842	A
1	YQ	1846	C
1	YQ	1849	C
1	YQ	1850	A
1	YQ	1866	C
1	YQ	1879	A
1	YQ	1880	U
1	YQ	1881	A
1	YQ	1886	A
1	YQ	1890	U
1	YQ	1893	A
1	YQ	1895	A
1	YQ	1906	G
1	YQ	1930	A
1	YQ	1931	U
1	YQ	1943	C
1	YQ	2101	C
1	YQ	2102	U
1	YQ	2111	G
1	YQ	2112	U
1	YQ	2113	A
1	YQ	2114	C
1	YQ	2118	C
1	YQ	2121	G
1	YQ	2122	G
1	YQ	2131	A
1	YQ	2139	A
1	YQ	2141	U
1	YQ	2145	A
1	YQ	2149	A
1	YQ	2157	G
1	YQ	2158	A
1	YQ	2160	G
1	YQ	2169	G
1	YQ	2174	G
1	YQ	2188	A
1	YQ	2193	U
1	YQ	2205	U
1	YQ	2207	A

Continued on next page...

Continued from previous page...

Mol	Chain	Res	Type
1	YQ	2208	A
1	YQ	2209	U
1	YQ	2210	G
1	YQ	2213	A
1	YQ	2223	A
1	YQ	2229	A
1	YQ	2244	A
1	YQ	2246	G
1	YQ	2252	A
1	YQ	2253	G
1	YQ	2255	A
1	YQ	2257	C
1	YQ	2261	G
1	YQ	2263	C
1	YQ	2266	U
1	YQ	2267	C
1	YQ	2269	U
1	YQ	2272	G
1	YQ	2273	G
1	YQ	2274	U
1	YQ	2275	A
1	YQ	2279	A
1	YQ	2280	A
1	YQ	2281	A
1	YQ	2282	U
1	YQ	2284	C
1	YQ	2285	C
1	YQ	2307	G
1	YQ	2309	A
1	YQ	2310	U
1	YQ	2313	A
1	YQ	2315	G
1	YQ	2334	U
1	YQ	2336	U
1	YQ	2347	U
1	YQ	2357	A
1	YQ	2365	C
1	YQ	2367	A
1	YQ	2373	A
1	YQ	2374	C
1	YQ	2375	G
1	YQ	2376	G

Continued on next page...

Continued from previous page...

Mol	Chain	Res	Type
1	YQ	2388	U
1	YQ	2393	G
1	YQ	2394	G
1	YQ	2397	A
1	YQ	2398	A
1	YQ	2401	A
1	YQ	2402	A
1	YQ	2403	G
1	YQ	2404	A
1	YQ	2405	C
1	YQ	2411	U
1	YQ	2412	G
1	YQ	2418	G
1	YQ	2419	A
1	YQ	2422	C
1	YQ	2424	A
1	YQ	2434	U
1	YQ	2435	G
1	YQ	2437	G
1	YQ	2505	U
1	YQ	2510	U
1	YQ	2511	A
1	YQ	2514	U
1	YQ	2515	A
1	YQ	2522	G
1	YQ	2523	A
1	YQ	2524	A
1	YQ	2525	G
1	YQ	2526	C
1	YQ	2530	G
1	YQ	2535	A
1	YQ	2536	A
1	YQ	2537	U
1	YQ	2538	U
1	YQ	2540	A
1	YQ	2541	U
1	YQ	2542	U
1	YQ	2543	U
1	YQ	2544	U
1	YQ	2545	C
1	YQ	2548	C
1	YQ	2549	G

Continued on next page...

Continued from previous page...

Mol	Chain	Res	Type
1	YQ	2552	C
1	YQ	2554	A
1	YQ	2557	A
1	YQ	2561	A
1	YQ	2562	A
1	YQ	2566	C
1	YQ	2567	C
1	YQ	2568	C
1	YQ	2569	A
1	YQ	2570	U
1	YQ	2571	U
1	YQ	2572	C
1	YQ	2574	G
1	YQ	2578	U
1	YQ	2580	A
1	YQ	2584	G
1	YQ	2585	G
1	YQ	2589	G
1	YQ	2593	A
1	YQ	2594	C
1	YQ	2600	C
1	YQ	2606	G
1	YQ	2607	G
1	YQ	2614	G
1	YQ	2619	G
1	YQ	2629	U
1	YQ	2635	A
1	YQ	2636	A
1	YQ	2638	C
1	YQ	2645	G
1	YQ	2647	A
1	YQ	2652	U
1	YQ	2653	C
1	YQ	2656	A
1	YQ	2657	A
1	YQ	2663	G
1	YQ	2672	G
1	YQ	2674	A
1	YQ	2677	G
1	YQ	2683	U
1	YQ	2688	U
1	YQ	2689	A

Continued on next page...

Continued from previous page...

Mol	Chain	Res	Type
1	YQ	2691	A
1	YQ	2694	A
1	YQ	2696	A
1	YQ	2703	A
1	YQ	2704	A
1	YQ	2714	G
1	YQ	2728	G
1	YQ	2737	C
1	YQ	2753	G
1	YQ	2755	C
1	YQ	2772	C
1	YQ	2773	C
1	YQ	2778	G
1	YQ	2779	A
1	YQ	2787	G
1	YQ	2796	G
1	YQ	2800	G
1	YQ	2801	A
1	YQ	2803	A
1	YQ	2804	A
1	YQ	2810	C
1	YQ	2814	G
1	YQ	2817	A
1	YQ	2818	U
1	YQ	2819	A
1	YQ	2821	C
1	YQ	2834	G
1	YQ	2838	A
1	YQ	2844	C
1	YQ	2845	A
1	YQ	2849	C
1	YQ	2871	G
1	YQ	2872	A
1	YQ	2873	U
1	YQ	2874	G
1	YQ	2887	A
1	YQ	2889	C
1	YQ	2894	C
1	YQ	2899	C
1	YQ	2910	A
1	YQ	2918	G
1	YQ	2923	U

Continued on next page...

Continued from previous page...

Mol	Chain	Res	Type
1	YQ	2935	U
1	YQ	2936	A
1	YQ	2941	A
1	YQ	2942	C
1	YQ	2945	G
1	YQ	2946	A
1	YQ	2947	G
1	YQ	2954	U
1	YQ	2965	U
1	YQ	2971	A
1	YQ	2972	G
1	YQ	2979	U
1	YQ	2983	C
1	YQ	2990	G
1	YQ	2996	U
1	YQ	2997	G
1	YQ	3012	A
1	YQ	3023	U
1	YQ	3030	G
1	YQ	3049	A
1	YQ	3059	G
1	YQ	3074	G
1	YQ	3078	U
1	YQ	3080	G
1	YQ	3086	A
1	YQ	3092	C
1	YQ	3093	C
1	YQ	3101	G
1	YQ	3113	A
1	YQ	3116	G
1	YQ	3129	A
1	YQ	3130	A
1	YQ	3131	U
1	YQ	3142	A
1	YQ	3143	C
1	YQ	3150	A
1	YQ	3151	U
1	YQ	3152	U
1	YQ	3153	U
1	YQ	3158	G
1	YQ	3159	C
1	YQ	3165	A

Continued on next page...

Continued from previous page...

Mol	Chain	Res	Type
1	YQ	3172	A
1	YQ	3173	G
1	YQ	3174	A
1	YQ	3176	G
1	YQ	3179	U
1	YQ	3180	A
1	YQ	3181	C
1	YQ	3186	A
1	YQ	3187	A
1	YQ	3195	U
1	YQ	3196	U
1	YQ	3198	U
1	YQ	3199	G
1	YQ	3207	U
1	YQ	3210	A
1	YQ	3217	C
1	YQ	3218	A
1	YQ	3219	G
1	YQ	3227	A
1	YQ	3229	G
1	YQ	3234	A
1	YQ	3235	C
1	YQ	3238	G
1	YQ	3243	A
1	YQ	3245	A
1	YQ	3246	G
1	YQ	3247	G
1	YQ	3251	U
1	YQ	3259	U
1	YQ	3260	G
1	YQ	3263	G
1	YQ	3270	U
1	YQ	3271	G
1	YQ	3272	C
1	YQ	3273	A
1	YQ	3276	G
1	YQ	3279	A
1	YQ	3281	U
1	YQ	3286	G
1	YQ	3289	G
1	YQ	3290	G
1	YQ	3294	A

Continued on next page...

Continued from previous page...

Mol	Chain	Res	Type
1	YQ	3304	U
1	YQ	3307	A
1	YQ	3309	G
1	YQ	3313	U
1	YQ	3316	A
1	YQ	3317	U
1	YQ	3318	G
1	YQ	3319	U
1	YQ	3334	U
1	YQ	3335	A
1	YQ	3341	U
1	YQ	3342	A
1	YQ	3345	G
1	YQ	3348	G
1	YQ	3349	C
1	YQ	3351	U
1	YQ	3352	U
1	YQ	3353	G
1	YQ	3354	U
1	YQ	3355	U
1	YQ	3356	G
1	YQ	3357	U
1	YQ	3358	U
1	YQ	3368	U
1	YQ	3369	G
1	YQ	3378	C
1	YQ	3389	U
1	YQ	3390	G
1	YQ	3396	U
2	YR	11	A
2	YR	22	A
2	YR	38	U
2	YR	65	G
2	YR	73	C
2	YR	76	A
2	YR	78	U
2	YR	87	G
2	YR	93	C
2	YR	99	G
2	YR	102	A
2	YR	112	G
3	YS	13	A

Continued on next page...

Continued from previous page...

Mol	Chain	Res	Type
3	YS	23	U
3	YS	34	U
3	YS	38	U
3	YS	46	G
3	YS	48	A
3	YS	51	G
3	YS	59	A
3	YS	62	C
3	YS	63	G
3	YS	79	A
3	YS	80	A
3	YS	81	U
3	YS	82	U
3	YS	83	C
3	YS	84	C
3	YS	85	G
3	YS	86	U
3	YS	87	G
3	YS	90	U
3	YS	91	C
3	YS	95	G
3	YS	99	C
3	YS	102	U
3	YS	104	A
3	YS	106	C
3	YS	109	A
3	YS	111	A
3	YS	112	U
3	YS	113	U
3	YS	114	G
3	YS	115	C
3	YS	116	G
3	YS	125	U
3	YS	138	A
3	YS	148	G
3	YS	151	C
3	YS	152	G
3	YS	156	U
3	YS	157	U
81	nb	2	C
81	nb	9	A
81	nb	15	G

Continued on next page...

Continued from previous page...

Mol	Chain	Res	Type
81	nb	16	U
81	nb	17	C
81	nb	18	G
81	nb	19	G
81	nb	20	U
81	nb	21	A
81	nb	23	A
81	nb	25	C
81	nb	30	G
81	nb	33	U
81	nb	34	A
81	nb	38	A
81	nb	40	C
81	nb	42	C
81	nb	43	C
81	nb	47	U
81	nb	48	C
81	nb	49	C
81	nb	51	U
81	nb	52	G
81	nb	53	G
81	nb	54	U
81	nb	55	U
81	nb	57	G
81	nb	59	U
81	nb	60	U
81	nb	61	C
81	nb	68	C
81	nb	71	G
81	nb	72	C
81	nb	73	A
81	nb	74	C
81	nb	75	C
81	nb	76	A
82	mb	9	G
82	mb	18(A)	U
82	mb	19	G
82	mb	20	G
82	mb	21	U
82	mb	35	C
82	mb	47	G
82	mb	48	U

Continued on next page...

Continued from previous page...

Mol	Chain	Res	Type
82	mb	49	C
82	mb	57	C
82	mb	58	A
82	mb	60	A
82	mb	62	C
82	mb	76	C
82	mb	77	A
18	2c	2	A
18	2c	3	U
18	2c	4	C
18	2c	11	A
18	2c	12	U
18	2c	13	C
18	2c	14	C
18	2c	15	U
18	2c	16	G
18	2c	25	C
18	2c	26	A
18	2c	27	U
18	2c	28	A
18	2c	34	G
18	2c	39	A
18	2c	40	A
18	2c	42	G
18	2c	43	A
18	2c	45	U
18	2c	47	A
18	2c	50	C
18	2c	55	A
18	2c	56	U
18	2c	57	G
18	2c	58	U
18	2c	59	C
18	2c	63	G
18	2c	66	U
18	2c	68	A
18	2c	69	G
18	2c	72	A
18	2c	73	U
18	2c	74	U
18	2c	75	U
18	2c	77	U

Continued on next page...

Continued from previous page...

Mol	Chain	Res	Type
18	2c	80	A
18	2c	86	A
18	2c	87	C
18	2c	92	A
18	2c	93	A
18	2c	97	C
18	2c	101	U
18	2c	102	U
18	2c	103	A
18	2c	104	A
18	2c	111	U
18	2c	113	U
18	2c	114	C
18	2c	115	G
18	2c	116	U
18	2c	117	U
18	2c	120	U
18	2c	122	U
18	2c	123	G
18	2c	124	A
18	2c	125	U
18	2c	127	G
18	2c	131	C
18	2c	132	U
18	2c	133	U
18	2c	134	U
18	2c	135	A
18	2c	136	C
18	2c	137	U
18	2c	138	A
18	2c	140	A
18	2c	141	U
18	2c	145	A
18	2c	146	U
18	2c	153	G
18	2c	154	G
18	2c	158	U
18	2c	159	U
18	2c	161	U
18	2c	164	A
18	2c	167	U
18	2c	169	A

Continued on next page...

Continued from previous page...

Mol	Chain	Res	Type
18	2c	170	U
18	2c	177	U
18	2c	178	U
18	2c	179	A
18	2c	185	U
18	2c	187	G
18	2c	190	C
18	2c	191	C
18	2c	192	U
18	2c	193	U
18	2c	194	U
18	2c	195	G
18	2c	197	A
18	2c	200	A
18	2c	204	G
18	2c	208	U
18	2c	215	A
18	2c	218	A
18	2c	219	A
18	2c	221	A
18	2c	222	A
18	2c	226	A
18	2c	227	U
18	2c	228	G
18	2c	231	U
18	2c	233	C
18	2c	236	A
18	2c	238	U
18	2c	239	C
18	2c	240	U
18	2c	241	U
18	2c	242	U
18	2c	249	U
18	2c	250	C
18	2c	253	A
18	2c	256	A
18	2c	257	A
18	2c	261	U
18	2c	262	U
18	2c	263	C
18	2c	264	G
18	2c	265	A

Continued on next page...

Continued from previous page...

Mol	Chain	Res	Type
18	2c	266	A
18	2c	270	C
18	2c	271	A
18	2c	272	U
18	2c	274	G
18	2c	275	C
18	2c	276	C
18	2c	277	U
18	2c	278	U
18	2c	279	G
18	2c	280	U
18	2c	281	G
18	2c	283	U
18	2c	288	A
18	2c	291	G
18	2c	292	U
18	2c	299	A
18	2c	300	A
18	2c	309	C
18	2c	314	C
18	2c	316	A
18	2c	320	U
18	2c	321	C
18	2c	322	G
18	2c	323	A
18	2c	331	A
18	2c	332	U
18	2c	333	A
18	2c	334	G
18	2c	335	U
18	2c	337	G
18	2c	338	C
18	2c	341	A
18	2c	346	G
18	2c	351	C
18	2c	352	A
18	2c	354	C
18	2c	359	A
18	2c	360	A
18	2c	361	C
18	2c	362	G
18	2c	365	G

Continued on next page...

Continued from previous page...

Mol	Chain	Res	Type
18	2c	368	U
18	2c	373	G
18	2c	378	A
18	2c	380	U
18	2c	382	C
18	2c	384	G
18	2c	385	A
18	2c	386	G
18	2c	387	A
18	2c	389	G
18	2c	390	G
18	2c	394	C
18	2c	395	U
18	2c	397	A
18	2c	400	A
18	2c	401	A
18	2c	402	C
18	2c	404	G
18	2c	405	C
18	2c	406	U
18	2c	416	A
18	2c	417	A
18	2c	418	G
18	2c	425	A
18	2c	426	G
18	2c	428	A
18	2c	434	G
18	2c	435	C
18	2c	439	U
18	2c	442	C
18	2c	444	C
18	2c	445	A
18	2c	447	U
18	2c	448	C
18	2c	449	C
18	2c	453	U
18	2c	454	U
18	2c	455	C
18	2c	456	A
18	2c	458	G
18	2c	459	G
18	2c	460	A

Continued on next page...

Continued from previous page...

Mol	Chain	Res	Type
18	2c	461	G
18	2c	466	U
18	2c	468	A
18	2c	469	C
18	2c	470	A
18	2c	475	A
18	2c	477	A
18	2c	478	A
18	2c	484	C
18	2c	485	A
18	2c	486	G
18	2c	488	G
18	2c	490	C
18	2c	493	U
18	2c	495	C
18	2c	496	G
18	2c	497	G
18	2c	498	G
18	2c	499	U
18	2c	500	C
18	2c	501	U
18	2c	502	U
18	2c	503	G
18	2c	504	U
18	2c	505	A
18	2c	506	A
18	2c	507	U
18	2c	508	U
18	2c	510	G
18	2c	511	A
18	2c	512	A
18	2c	513	U
18	2c	514	G
18	2c	515	A
18	2c	519	C
18	2c	521	A
18	2c	523	G
18	2c	527	A
18	2c	528	U
18	2c	530	C
18	2c	532	U
18	2c	534	A

Continued on next page...

Continued from previous page...

Mol	Chain	Res	Type
18	2c	535	A
18	2c	538	A
18	2c	539	G
18	2c	540	G
18	2c	541	A
18	2c	542	A
18	2c	544	A
18	2c	548	G
18	2c	551	G
18	2c	555	A
18	2c	556	A
18	2c	557	G
18	2c	558	U
18	2c	559	C
18	2c	565	C
18	2c	568	G
18	2c	571	G
18	2c	573	C
18	2c	574	G
18	2c	577	G
18	2c	578	U
18	2c	579	A
18	2c	580	A
18	2c	581	U
18	2c	582	U
18	2c	583	C
18	2c	584	C
18	2c	594	A
18	2c	595	G
18	2c	601	A
18	2c	602	U
18	2c	604	A
18	2c	605	A
18	2c	606	A
18	2c	607	G
18	2c	608	U
18	2c	609	U
18	2c	611	U
18	2c	615	A
18	2c	616	G
18	2c	617	U
18	2c	619	A

Continued on next page...

Continued from previous page...

Mol	Chain	Res	Type
18	2c	620	A
18	2c	622	A
18	2c	623	A
18	2c	624	G
18	2c	639	U
18	2c	641	G
18	2c	642	G
18	2c	647	G
18	2c	648	G
18	2c	649	U
18	2c	650	U
18	2c	652	G
18	2c	654	C
18	2c	655	G
18	2c	656	G
18	2c	658	C
18	2c	677	G
18	2c	679	U
18	2c	680	U
18	2c	683	C
18	2c	684	A
18	2c	686	C
18	2c	687	G
18	2c	691	C
18	2c	694	U
18	2c	695	U
18	2c	696	C
18	2c	697	C
18	2c	698	U
18	2c	702	G
18	2c	703	G
18	2c	704	C
18	2c	706	A
18	2c	707	A
18	2c	708	C
18	2c	709	C
18	2c	710	U
18	2c	712	G
18	2c	714	G
18	2c	716	C
18	2c	717	C
18	2c	718	U

Continued on next page...

Continued from previous page...

Mol	Chain	Res	Type
18	2c	719	U
18	2c	720	G
18	2c	721	U
18	2c	722	G
18	2c	725	U
18	2c	727	U
18	2c	728	U
18	2c	730	G
18	2c	731	C
18	2c	732	G
18	2c	733	A
18	2c	734	A
18	2c	735	C
18	2c	736	C
18	2c	738	G
18	2c	742	U
18	2c	745	U
18	2c	755	A
18	2c	756	A
18	2c	757	A
18	2c	758	U
18	2c	765	G
18	2c	766	U
18	2c	771	A
18	2c	772	G
18	2c	774	A
18	2c	775	G
18	2c	777	C
18	2c	781	U
18	2c	782	U
18	2c	783	G
18	2c	784	C
18	2c	789	A
18	2c	794	U
18	2c	795	U
18	2c	797	G
18	2c	803	A
18	2c	804	A
18	2c	806	A
18	2c	807	A
18	2c	811	A
18	2c	812	A

Continued on next page...

Continued from previous page...

Mol	Chain	Res	Type
18	2c	815	G
18	2c	818	C
18	2c	820	U
18	2c	821	U
18	2c	822	U
18	2c	823	G
18	2c	824	G
18	2c	829	A
18	2c	830	U
18	2c	831	U
18	2c	833	U
18	2c	839	U
18	2c	840	U
18	2c	841	U
18	2c	846	G
18	2c	854	U
18	2c	856	A
18	2c	857	U
18	2c	860	U
18	2c	863	A
18	2c	864	U
18	2c	870	C
18	2c	873	U
18	2c	898	A
18	2c	899	G
18	2c	912	U
18	2c	914	G
18	2c	915	A
18	2c	928	U
18	2c	933	A
18	2c	934	C
18	2c	935	U
18	2c	939	A
18	2c	942	G
18	2c	944	A
18	2c	945	U
18	2c	951	A
18	2c	959	U
18	2c	960	U
18	2c	962	C
18	2c	964	U
18	2c	966	A

Continued on next page...

Continued from previous page...

Mol	Chain	Res	Type
18	2c	967	A
18	2c	969	C
18	2c	970	A
18	2c	977	A
18	2c	982	U
18	2c	988	A
18	2c	992	A
18	2c	993	A
18	2c	998	A
18	2c	1004	U
18	2c	1005	A
18	2c	1016	C
18	2c	1021	C
18	2c	1024	U
18	2c	1025	A
18	2c	1026	A
18	2c	1028	C
18	2c	1029	U
18	2c	1031	U
18	2c	1034	C
18	2c	1035	G
18	2c	1039	A
18	2c	1040	G
18	2c	1041	G
18	2c	1043	A
18	2c	1048	G
18	2c	1050	G
18	2c	1052	U
18	2c	1053	G
18	2c	1058	U
18	2c	1059	U
18	2c	1060	U
18	2c	1061	A
18	2c	1063	U
18	2c	1068	C
18	2c	1070	C
18	2c	1073	G
18	2c	1074	G
18	2c	1082	C
18	2c	1085	G
18	2c	1086	A
18	2c	1091	A

Continued on next page...

Continued from previous page...

Mol	Chain	Res	Type
18	2c	1092	A
18	2c	1093	A
18	2c	1096	C
18	2c	1097	U
18	2c	1098	U
18	2c	1104	U
18	2c	1108	G
18	2c	1109	G
18	2c	1113	A
18	2c	1118	G
18	2c	1138	A
18	2c	1139	A
18	2c	1141	G
18	2c	1142	A
18	2c	1149	G
18	2c	1150	G
18	2c	1151	A
18	2c	1152	A
18	2c	1153	G
18	2c	1157	A
18	2c	1158	C
18	2c	1160	A
18	2c	1164	G
18	2c	1167	G
18	2c	1185	U
18	2c	1186	U
18	2c	1191	U
18	2c	1192	C
18	2c	1194	A
18	2c	1196	A
18	2c	1199	G
18	2c	1200	G
18	2c	1201	G
18	2c	1202	A
18	2c	1203	A
18	2c	1204	A
18	2c	1205	C
18	2c	1207	C
18	2c	1208	A
18	2c	1217	A
18	2c	1218	G
18	2c	1226	A

Continued on next page...

Continued from previous page...

Mol	Chain	Res	Type
18	2c	1227	A
18	2c	1228	G
18	2c	1229	G
18	2c	1230	A
18	2c	1231	U
18	2c	1239	U
18	2c	1240	U
18	2c	1241	G
18	2c	1242	A
18	2c	1243	G
18	2c	1244	A
18	2c	1245	G
18	2c	1252	C
18	2c	1254	U
18	2c	1255	G
18	2c	1256	A
18	2c	1257	U
18	2c	1263	G
18	2c	1274	C
18	2c	1285	U
18	2c	1286	U
18	2c	1288	G
18	2c	1291	G
18	2c	1293	U
18	2c	1294	G
18	2c	1295	G
18	2c	1298	U
18	2c	1299	G
18	2c	1300	A
18	2c	1301	U
18	2c	1302	U
18	2c	1312	A
18	2c	1314	U
18	2c	1315	U
18	2c	1316	G
18	2c	1318	G
18	2c	1320	U
18	2c	1321	A
18	2c	1325	A
18	2c	1328	G
18	2c	1332	C
18	2c	1337	A

Continued on next page...

Continued from previous page...

Mol	Chain	Res	Type
18	2c	1338	C
18	2c	1344	A
18	2c	1345	A
18	2c	1346	A
18	2c	1347	U
18	2c	1354	G
18	2c	1361	U
18	2c	1362	U
18	2c	1363	U
18	2c	1364	G
18	2c	1367	G
18	2c	1370	U
18	2c	1371	A
18	2c	1372	U
18	2c	1383	G
18	2c	1385	G
18	2c	1386	G
18	2c	1388	A
18	2c	1390	U
18	2c	1391	A
18	2c	1396	U
18	2c	1398	U
18	2c	1399	C
18	2c	1400	A
18	2c	1405	G
18	2c	1413	U
18	2c	1414	U
18	2c	1415	U
18	2c	1418	G
18	2c	1420	C
18	2c	1421	A
18	2c	1427	A
18	2c	1428	G
18	2c	1434	U
18	2c	1435	G
18	2c	1436	A
18	2c	1445	G
18	2c	1446	A
18	2c	1447	C
18	2c	1448	G
18	2c	1451	C
18	2c	1452	U

Continued on next page...

Continued from previous page...

Mol	Chain	Res	Type
18	2c	1458	G
18	2c	1459	C
18	2c	1461	C
18	2c	1471	A
18	2c	1481	C
18	2c	1482	C
18	2c	1486	G
18	2c	1490	C
18	2c	1491	U
18	2c	1492	A
18	2c	1493	A
18	2c	1496	U
18	2c	1506	G
18	2c	1510	U
18	2c	1516	A
18	2c	1523	G
18	2c	1524	A
18	2c	1534	G
18	2c	1535	U
18	2c	1536	G
18	2c	1537	C
18	2c	1538	U
18	2c	1539	G
18	2c	1540	G
18	2c	1548	G
18	2c	1550	A
18	2c	1553	G
18	2c	1554	U
18	2c	1555	A
18	2c	1556	A
18	2c	1557	U
18	2c	1558	U
18	2c	1559	A
18	2c	1561	U
18	2c	1569	A
18	2c	1572	G
18	2c	1574	G
18	2c	1582	U
18	2c	1584	G
18	2c	1590	G
18	2c	1594	G
18	2c	1595	U

Continued on next page...

Continued from previous page...

Mol	Chain	Res	Type
18	2c	1596	C
18	2c	1597	A
18	2c	1598	U
18	2c	1600	A
18	2c	1601	G
18	2c	1616	G
18	2c	1618	C
18	2c	1621	U
18	2c	1622	G
18	2c	1631	A
18	2c	1635	A
18	2c	1651	A
18	2c	1657	U
18	2c	1658	G
18	2c	1665	U
18	2c	1675	C
18	2c	1678	A
18	2c	1680	G
18	2c	1681	A
18	2c	1682	U
18	2c	1686	C
18	2c	1715	G
18	2c	1716	C
18	2c	1720	G
18	2c	1724	U
18	2c	1747	G
18	2c	1754	A
18	2c	1755	A
18	2c	1757	G
18	2c	1760	G
18	2c	1762	A
18	2c	1766	A
18	2c	1767	G
18	2c	1768	G
18	2c	1769	U
18	2c	1770	U
18	2c	1780	G
18	2c	1782	A
18	2c	1792	G
18	2c	1793	G
18	2c	1794	A
18	2c	1795	U

Continued on next page...

Continued from previous page...

Mol	Chain	Res	Type
18	2c	1796	C
18	2c	1798	U
18	2c	1799	U
18	2c	1800	A
1	ZQ	6	A
1	ZQ	11	A
1	ZQ	14	U
1	ZQ	26	A
1	ZQ	30	G
1	ZQ	40	A
1	ZQ	43	A
1	ZQ	48	A
1	ZQ	49	A
1	ZQ	57	A
1	ZQ	60	A
1	ZQ	65	A
1	ZQ	66	A
1	ZQ	73	C
1	ZQ	74	G
1	ZQ	76	G
1	ZQ	77	A
1	ZQ	85	A
1	ZQ	92	G
1	ZQ	96	G
1	ZQ	108	A
1	ZQ	109	A
1	ZQ	110	G
1	ZQ	120	G
1	ZQ	121	A
1	ZQ	122	A
1	ZQ	133	U
1	ZQ	134	U
1	ZQ	136	G
1	ZQ	150	A
1	ZQ	153	U
1	ZQ	156	G
1	ZQ	157	A
1	ZQ	161	G
1	ZQ	165	A
1	ZQ	171	G
1	ZQ	172	G
1	ZQ	180	C

Continued on next page...

Continued from previous page...

Mol	Chain	Res	Type
1	ZQ	182	U
1	ZQ	187	A
1	ZQ	190	U
1	ZQ	191	U
1	ZQ	200	C
1	ZQ	208	C
1	ZQ	210	U
1	ZQ	213	A
1	ZQ	218	G
1	ZQ	219	A
1	ZQ	221	A
1	ZQ	222	A
1	ZQ	224	C
1	ZQ	231	G
1	ZQ	234	G
1	ZQ	240	U
1	ZQ	241	G
1	ZQ	242	C
1	ZQ	245	U
1	ZQ	246	U
1	ZQ	247	C
1	ZQ	248	U
1	ZQ	251	G
1	ZQ	252	U
1	ZQ	253	A
1	ZQ	254	A
1	ZQ	268	A
1	ZQ	269	G
1	ZQ	272	G
1	ZQ	281	G
1	ZQ	283	G
1	ZQ	284	A
1	ZQ	286	U
1	ZQ	295	A
1	ZQ	305	U
1	ZQ	311	C
1	ZQ	323	A
1	ZQ	329	U
1	ZQ	334	A
1	ZQ	336	A
1	ZQ	339	C
1	ZQ	341	G

Continued on next page...

Continued from previous page...

Mol	Chain	Res	Type
1	ZQ	343	U
1	ZQ	345	G
1	ZQ	346	C
1	ZQ	349	A
1	ZQ	350	C
1	ZQ	351	A
1	ZQ	376	G
1	ZQ	390	G
1	ZQ	398	A
1	ZQ	401	U
1	ZQ	402	A
1	ZQ	403	C
1	ZQ	420	G
1	ZQ	421	G
1	ZQ	422	A
1	ZQ	440	A
1	ZQ	507	U
1	ZQ	510	G
1	ZQ	515	C
1	ZQ	520	U
1	ZQ	521	A
1	ZQ	523	A
1	ZQ	545	U
1	ZQ	546	C
1	ZQ	548	G
1	ZQ	555	U
1	ZQ	556	U
1	ZQ	557	A
1	ZQ	559	A
1	ZQ	569	A
1	ZQ	578	A
1	ZQ	579	G
1	ZQ	581	U
1	ZQ	592	A
1	ZQ	594	U
1	ZQ	595	G
1	ZQ	596	C
1	ZQ	597	G
1	ZQ	600	G
1	ZQ	603	A
1	ZQ	604	G
1	ZQ	609	G

Continued on next page...

Continued from previous page...

Mol	Chain	Res	Type
1	ZQ	610	G
1	ZQ	611	A
1	ZQ	616	G
1	ZQ	620	U
1	ZQ	621	A
1	ZQ	622	A
1	ZQ	632	G
1	ZQ	636	C
1	ZQ	642	U
1	ZQ	644	G
1	ZQ	645	A
1	ZQ	646	A
1	ZQ	649	A
1	ZQ	650	C
1	ZQ	651	G
1	ZQ	661	G
1	ZQ	667	C
1	ZQ	677	A
1	ZQ	681	U
1	ZQ	683	U
1	ZQ	691	A
1	ZQ	705	A
1	ZQ	709	A
1	ZQ	712	G
1	ZQ	715	A
1	ZQ	716	A
1	ZQ	721	G
1	ZQ	726	G
1	ZQ	735	A
1	ZQ	736	A
1	ZQ	737	G
1	ZQ	742	G
1	ZQ	750	G
1	ZQ	758	C
1	ZQ	761	A
1	ZQ	763	G
1	ZQ	766	U
1	ZQ	768	C
1	ZQ	771	A
1	ZQ	774	G
1	ZQ	776	U
1	ZQ	777	U

Continued on next page...

Continued from previous page...

Mol	Chain	Res	Type
1	ZQ	780	A
1	ZQ	781	G
1	ZQ	784	A
1	ZQ	785	G
1	ZQ	786	A
1	ZQ	787	G
1	ZQ	806	A
1	ZQ	808	A
1	ZQ	815	G
1	ZQ	816	A
1	ZQ	817	A
1	ZQ	826	G
1	ZQ	830	A
1	ZQ	832	G
1	ZQ	837	A
1	ZQ	854	G
1	ZQ	861	C
1	ZQ	865	U
1	ZQ	868	C
1	ZQ	869	G
1	ZQ	874	U
1	ZQ	878	G
1	ZQ	879	U
1	ZQ	880	G
1	ZQ	884	A
1	ZQ	897	U
1	ZQ	906	A
1	ZQ	907	G
1	ZQ	908	G
1	ZQ	910	G
1	ZQ	914	A
1	ZQ	915	A
1	ZQ	916	G
1	ZQ	917	A
1	ZQ	922	U
1	ZQ	931	C
1	ZQ	932	U
1	ZQ	937	G
1	ZQ	944	C
1	ZQ	953	G
1	ZQ	954	U
1	ZQ	959	C

Continued on next page...

Continued from previous page...

Mol	Chain	Res	Type
1	ZQ	960	U
1	ZQ	962	A
1	ZQ	963	G
1	ZQ	974	G
1	ZQ	979	U
1	ZQ	980	A
1	ZQ	981	U
1	ZQ	984	G
1	ZQ	1001	G
1	ZQ	1002	A
1	ZQ	1010	G
1	ZQ	1015	U
1	ZQ	1016	C
1	ZQ	1017	C
1	ZQ	1018	G
1	ZQ	1024	G
1	ZQ	1025	A
1	ZQ	1026	A
1	ZQ	1028	U
1	ZQ	1029	G
1	ZQ	1034	U
1	ZQ	1041	U
1	ZQ	1047	A
1	ZQ	1049	C
1	ZQ	1057	A
1	ZQ	1063	G
1	ZQ	1064	A
1	ZQ	1065	A
1	ZQ	1071	U
1	ZQ	1072	G
1	ZQ	1078	U
1	ZQ	1079	A
1	ZQ	1081	U
1	ZQ	1082	U
1	ZQ	1083	G
1	ZQ	1093	A
1	ZQ	1096	U
1	ZQ	1097	G
1	ZQ	1098	A
1	ZQ	1103	A
1	ZQ	1104	G
1	ZQ	1117	G

Continued on next page...

Continued from previous page...

Mol	Chain	Res	Type
1	ZQ	1131	G
1	ZQ	1141	C
1	ZQ	1143	A
1	ZQ	1145	G
1	ZQ	1147	G
1	ZQ	1153	A
1	ZQ	1159	A
1	ZQ	1160	C
1	ZQ	1174	G
1	ZQ	1177	G
1	ZQ	1178	G
1	ZQ	1180	A
1	ZQ	1181	U
1	ZQ	1182	A
1	ZQ	1189	C
1	ZQ	1196	C
1	ZQ	1197	A
1	ZQ	1200	A
1	ZQ	1201	C
1	ZQ	1202	A
1	ZQ	1206	G
1	ZQ	1209	G
1	ZQ	1221	A
1	ZQ	1222	G
1	ZQ	1223	A
1	ZQ	1232	C
1	ZQ	1234	G
1	ZQ	1236	G
1	ZQ	1237	G
1	ZQ	1239	C
1	ZQ	1242	G
1	ZQ	1243	G
1	ZQ	1245	A
1	ZQ	1246	G
1	ZQ	1258	U
1	ZQ	1262	G
1	ZQ	1263	A
1	ZQ	1264	G
1	ZQ	1275	C
1	ZQ	1278	A
1	ZQ	1285	G
1	ZQ	1286	A

Continued on next page...

Continued from previous page...

Mol	Chain	Res	Type
1	ZQ	1292	C
1	ZQ	1295	G
1	ZQ	1301	A
1	ZQ	1305	U
1	ZQ	1308	A
1	ZQ	1309	U
1	ZQ	1310	G
1	ZQ	1316	C
1	ZQ	1317	A
1	ZQ	1325	U
1	ZQ	1330	A
1	ZQ	1346	G
1	ZQ	1348	U
1	ZQ	1354	G
1	ZQ	1355	A
1	ZQ	1357	G
1	ZQ	1385	C
1	ZQ	1386	A
1	ZQ	1392	G
1	ZQ	1399	A
1	ZQ	1400	G
1	ZQ	1408	G
1	ZQ	1418	A
1	ZQ	1419	A
1	ZQ	1420	C
1	ZQ	1428	A
1	ZQ	1429	G
1	ZQ	1434	G
1	ZQ	1436	U
1	ZQ	1437	C
1	ZQ	1443	G
1	ZQ	1445	U
1	ZQ	1446	A
1	ZQ	1447	G
1	ZQ	1450	G
1	ZQ	1451	C
1	ZQ	1455	U
1	ZQ	1456	A
1	ZQ	1475	A
1	ZQ	1481	A
1	ZQ	1482	A
1	ZQ	1487	G

Continued on next page...

Continued from previous page...

Mol	Chain	Res	Type
1	ZQ	1494	U
1	ZQ	1495	U
1	ZQ	1496	C
1	ZQ	1508	C
1	ZQ	1523	U
1	ZQ	1528	G
1	ZQ	1533	U
1	ZQ	1536	G
1	ZQ	1539	A
1	ZQ	1542	G
1	ZQ	1546	A
1	ZQ	1549	U
1	ZQ	1554	U
1	ZQ	1555	U
1	ZQ	1556	C
1	ZQ	1558	A
1	ZQ	1559	A
1	ZQ	1560	G
1	ZQ	1561	G
1	ZQ	1562	C
1	ZQ	1563	C
1	ZQ	1575	A
1	ZQ	1576	G
1	ZQ	1577	G
1	ZQ	1580	A
1	ZQ	1581	C
1	ZQ	1582	C
1	ZQ	1583	A
1	ZQ	1587	A
1	ZQ	1588	A
1	ZQ	1589	A
1	ZQ	1592	G
1	ZQ	1593	A
1	ZQ	1607	U
1	ZQ	1613	A
1	ZQ	1620	U
1	ZQ	1629	U
1	ZQ	1631	C
1	ZQ	1636	U
1	ZQ	1639	C
1	ZQ	1642	A
1	ZQ	1643	A

Continued on next page...

Continued from previous page...

Mol	Chain	Res	Type
1	ZQ	1644	C
1	ZQ	1645	U
1	ZQ	1656	A
1	ZQ	1658	G
1	ZQ	1683	A
1	ZQ	1705	U
1	ZQ	1712	G
1	ZQ	1716	U
1	ZQ	1717	U
1	ZQ	1718	G
1	ZQ	1721	U
1	ZQ	1722	U
1	ZQ	1724	U
1	ZQ	1725	C
1	ZQ	1730	G
1	ZQ	1736	G
1	ZQ	1741	A
1	ZQ	1749	A
1	ZQ	1750	A
1	ZQ	1751	G
1	ZQ	1756	C
1	ZQ	1760	A
1	ZQ	1762	C
1	ZQ	1765	U
1	ZQ	1766	G
1	ZQ	1770	G
1	ZQ	1775	G
1	ZQ	1780	G
1	ZQ	1788	C
1	ZQ	1793	C
1	ZQ	1797	A
1	ZQ	1812	G
1	ZQ	1813	A
1	ZQ	1814	A
1	ZQ	1816	A
1	ZQ	1817	G
1	ZQ	1818	U
1	ZQ	1819	U
1	ZQ	1820	U
1	ZQ	1821	U
1	ZQ	1839	A
1	ZQ	1840	U

Continued on next page...

Continued from previous page...

Mol	Chain	Res	Type
1	ZQ	1842	A
1	ZQ	1846	C
1	ZQ	1849	C
1	ZQ	1850	A
1	ZQ	1866	C
1	ZQ	1878	G
1	ZQ	1879	A
1	ZQ	1880	U
1	ZQ	1884	A
1	ZQ	1886	A
1	ZQ	1889	G
1	ZQ	1890	U
1	ZQ	1893	A
1	ZQ	1896	A
1	ZQ	1897	G
1	ZQ	1905	G
1	ZQ	1906	G
1	ZQ	1914	G
1	ZQ	1925	U
1	ZQ	1930	A
1	ZQ	1931	U
1	ZQ	1948	G
1	ZQ	1953	G
1	ZQ	2100	A
1	ZQ	2101	C
1	ZQ	2102	U
1	ZQ	2111	G
1	ZQ	2112	U
1	ZQ	2113	A
1	ZQ	2114	C
1	ZQ	2117	A
1	ZQ	2121	G
1	ZQ	2122	G
1	ZQ	2131	A
1	ZQ	2139	A
1	ZQ	2141	U
1	ZQ	2142	A
1	ZQ	2145	A
1	ZQ	2158	A
1	ZQ	2169	G
1	ZQ	2170	U
1	ZQ	2178	A

Continued on next page...

Continued from previous page...

Mol	Chain	Res	Type
1	ZQ	2184	U
1	ZQ	2187	G
1	ZQ	2188	A
1	ZQ	2205	U
1	ZQ	2207	A
1	ZQ	2208	A
1	ZQ	2209	U
1	ZQ	2210	G
1	ZQ	2212	C
1	ZQ	2213	A
1	ZQ	2223	A
1	ZQ	2229	A
1	ZQ	2248	C
1	ZQ	2252	A
1	ZQ	2253	G
1	ZQ	2255	A
1	ZQ	2257	C
1	ZQ	2258	U
1	ZQ	2261	G
1	ZQ	2263	C
1	ZQ	2264	U
1	ZQ	2266	U
1	ZQ	2267	C
1	ZQ	2269	U
1	ZQ	2270	A
1	ZQ	2272	G
1	ZQ	2273	G
1	ZQ	2274	U
1	ZQ	2276	G
1	ZQ	2279	A
1	ZQ	2280	A
1	ZQ	2281	A
1	ZQ	2288	G
1	ZQ	2299	A
1	ZQ	2307	G
1	ZQ	2309	A
1	ZQ	2310	U
1	ZQ	2313	A
1	ZQ	2315	G
1	ZQ	2325	G
1	ZQ	2326	A
1	ZQ	2333	C

Continued on next page...

Continued from previous page...

Mol	Chain	Res	Type
1	ZQ	2334	U
1	ZQ	2336	U
1	ZQ	2340	U
1	ZQ	2347	U
1	ZQ	2372	A
1	ZQ	2373	A
1	ZQ	2374	C
1	ZQ	2375	G
1	ZQ	2376	G
1	ZQ	2378	C
1	ZQ	2385	G
1	ZQ	2388	U
1	ZQ	2391	G
1	ZQ	2397	A
1	ZQ	2398	A
1	ZQ	2400	G
1	ZQ	2402	A
1	ZQ	2403	G
1	ZQ	2404	A
1	ZQ	2411	U
1	ZQ	2412	G
1	ZQ	2418	G
1	ZQ	2419	A
1	ZQ	2422	C
1	ZQ	2434	U
1	ZQ	2435	G
1	ZQ	2437	G
1	ZQ	2440	G
1	ZQ	2442	G
1	ZQ	2508	U
1	ZQ	2510	U
1	ZQ	2511	A
1	ZQ	2514	U
1	ZQ	2522	G
1	ZQ	2523	A
1	ZQ	2524	A
1	ZQ	2525	G
1	ZQ	2526	C
1	ZQ	2530	G
1	ZQ	2535	A
1	ZQ	2537	U
1	ZQ	2538	U

Continued on next page...

Continued from previous page...

Mol	Chain	Res	Type
1	ZQ	2539	C
1	ZQ	2540	A
1	ZQ	2541	U
1	ZQ	2542	U
1	ZQ	2543	U
1	ZQ	2544	U
1	ZQ	2545	C
1	ZQ	2547	A
1	ZQ	2548	C
1	ZQ	2549	G
1	ZQ	2552	C
1	ZQ	2554	A
1	ZQ	2560	C
1	ZQ	2561	A
1	ZQ	2562	A
1	ZQ	2566	C
1	ZQ	2567	C
1	ZQ	2568	C
1	ZQ	2569	A
1	ZQ	2570	U
1	ZQ	2571	U
1	ZQ	2572	C
1	ZQ	2573	G
1	ZQ	2574	G
1	ZQ	2580	A
1	ZQ	2584	G
1	ZQ	2585	G
1	ZQ	2587	U
1	ZQ	2589	G
1	ZQ	2593	A
1	ZQ	2600	C
1	ZQ	2606	G
1	ZQ	2607	G
1	ZQ	2614	G
1	ZQ	2619	G
1	ZQ	2628	A
1	ZQ	2629	U
1	ZQ	2635	A
1	ZQ	2636	A
1	ZQ	2637	A
1	ZQ	2638	C
1	ZQ	2652	U

Continued on next page...

Continued from previous page...

Mol	Chain	Res	Type
1	ZQ	2656	A
1	ZQ	2657	A
1	ZQ	2658	G
1	ZQ	2663	G
1	ZQ	2672	G
1	ZQ	2674	A
1	ZQ	2677	G
1	ZQ	2683	U
1	ZQ	2689	A
1	ZQ	2690	G
1	ZQ	2696	A
1	ZQ	2702	A
1	ZQ	2703	A
1	ZQ	2704	A
1	ZQ	2705	A
1	ZQ	2714	G
1	ZQ	2720	G
1	ZQ	2728	G
1	ZQ	2737	C
1	ZQ	2752	U
1	ZQ	2753	G
1	ZQ	2755	C
1	ZQ	2772	C
1	ZQ	2773	C
1	ZQ	2777	G
1	ZQ	2778	G
1	ZQ	2779	A
1	ZQ	2787	G
1	ZQ	2796	G
1	ZQ	2799	A
1	ZQ	2800	G
1	ZQ	2801	A
1	ZQ	2803	A
1	ZQ	2810	C
1	ZQ	2814	G
1	ZQ	2816	G
1	ZQ	2817	A
1	ZQ	2818	U
1	ZQ	2821	C
1	ZQ	2834	G
1	ZQ	2836	C
1	ZQ	2838	A

Continued on next page...

Continued from previous page...

Mol	Chain	Res	Type
1	ZQ	2844	C
1	ZQ	2845	A
1	ZQ	2847	A
1	ZQ	2849	C
1	ZQ	2856	G
1	ZQ	2860	U
1	ZQ	2861	U
1	ZQ	2870	C
1	ZQ	2871	G
1	ZQ	2872	A
1	ZQ	2873	U
1	ZQ	2875	U
1	ZQ	2887	A
1	ZQ	2888	U
1	ZQ	2889	C
1	ZQ	2899	C
1	ZQ	2900	A
1	ZQ	2909	U
1	ZQ	2910	A
1	ZQ	2918	G
1	ZQ	2923	U
1	ZQ	2928	C
1	ZQ	2933	A
1	ZQ	2935	U
1	ZQ	2936	A
1	ZQ	2938	G
1	ZQ	2942	C
1	ZQ	2945	G
1	ZQ	2946	A
1	ZQ	2947	G
1	ZQ	2951	G
1	ZQ	2955	U
1	ZQ	2965	U
1	ZQ	2971	A
1	ZQ	2972	G
1	ZQ	2979	U
1	ZQ	2983	C
1	ZQ	2985	C
1	ZQ	2990	G
1	ZQ	2996	U
1	ZQ	2997	G
1	ZQ	3003	G

Continued on next page...

Continued from previous page...

Mol	Chain	Res	Type
1	ZQ	3004	C
1	ZQ	3011	A
1	ZQ	3012	A
1	ZQ	3022	G
1	ZQ	3023	U
1	ZQ	3030	G
1	ZQ	3039	C
1	ZQ	3049	A
1	ZQ	3059	G
1	ZQ	3078	U
1	ZQ	3079	U
1	ZQ	3080	G
1	ZQ	3086	A
1	ZQ	3090	U
1	ZQ	3092	C
1	ZQ	3094	A
1	ZQ	3101	G
1	ZQ	3122	A
1	ZQ	3130	A
1	ZQ	3131	U
1	ZQ	3142	A
1	ZQ	3150	A
1	ZQ	3151	U
1	ZQ	3153	U
1	ZQ	3158	G
1	ZQ	3159	C
1	ZQ	3164	C
1	ZQ	3165	A
1	ZQ	3168	A
1	ZQ	3172	A
1	ZQ	3173	G
1	ZQ	3174	A
1	ZQ	3176	G
1	ZQ	3181	C
1	ZQ	3185	U
1	ZQ	3186	A
1	ZQ	3187	A
1	ZQ	3193	C
1	ZQ	3195	U
1	ZQ	3196	U
1	ZQ	3207	U
1	ZQ	3209	A

Continued on next page...

Continued from previous page...

Mol	Chain	Res	Type
1	ZQ	3210	A
1	ZQ	3217	C
1	ZQ	3218	A
1	ZQ	3219	G
1	ZQ	3227	A
1	ZQ	3229	G
1	ZQ	3232	G
1	ZQ	3234	A
1	ZQ	3235	C
1	ZQ	3238	G
1	ZQ	3244	A
1	ZQ	3245	A
1	ZQ	3246	G
1	ZQ	3247	G
1	ZQ	3251	U
1	ZQ	3252	G
1	ZQ	3259	U
1	ZQ	3260	G
1	ZQ	3267	A
1	ZQ	3270	U
1	ZQ	3272	C
1	ZQ	3273	A
1	ZQ	3276	G
1	ZQ	3277	U
1	ZQ	3278	C
1	ZQ	3279	A
1	ZQ	3281	U
1	ZQ	3282	U
1	ZQ	3285	C
1	ZQ	3286	G
1	ZQ	3289	G
1	ZQ	3290	G
1	ZQ	3294	A
1	ZQ	3304	U
1	ZQ	3309	G
1	ZQ	3313	U
1	ZQ	3316	A
1	ZQ	3317	U
1	ZQ	3318	G
1	ZQ	3331	U
1	ZQ	3332	U
1	ZQ	3333	G

Continued on next page...

Continued from previous page...

Mol	Chain	Res	Type
1	ZQ	3334	U
1	ZQ	3335	A
1	ZQ	3337	G
1	ZQ	3341	U
1	ZQ	3342	A
1	ZQ	3344	A
1	ZQ	3345	G
1	ZQ	3348	G
1	ZQ	3351	U
1	ZQ	3352	U
1	ZQ	3353	G
1	ZQ	3354	U
1	ZQ	3355	U
1	ZQ	3356	G
1	ZQ	3357	U
1	ZQ	3358	U
1	ZQ	3362	A
1	ZQ	3365	U
1	ZQ	3366	G
1	ZQ	3367	C
1	ZQ	3369	G
1	ZQ	3371	G
1	ZQ	3372	A
1	ZQ	3373	U
1	ZQ	3378	C
1	ZQ	3381	U
1	ZQ	3382	U
1	ZQ	3389	U
2	ZR	7	G
2	ZR	10	C
2	ZR	11	A
2	ZR	22	A
2	ZR	29	C
2	ZR	30	G
2	ZR	54	U
2	ZR	55	A
2	ZR	65	G
2	ZR	73	C
2	ZR	78	U
2	ZR	87	G
2	ZR	90	U
2	ZR	93	C

Continued on next page...

Continued from previous page...

Mol	Chain	Res	Type
2	ZR	102	A
2	ZR	112	G
3	ZS	2	A
3	ZS	13	A
3	ZS	23	U
3	ZS	34	U
3	ZS	40	A
3	ZS	46	G
3	ZS	48	A
3	ZS	51	G
3	ZS	59	A
3	ZS	60	U
3	ZS	62	C
3	ZS	63	G
3	ZS	79	A
3	ZS	80	A
3	ZS	81	U
3	ZS	82	U
3	ZS	83	C
3	ZS	84	C
3	ZS	85	G
3	ZS	86	U
3	ZS	87	G
3	ZS	90	U
3	ZS	91	C
3	ZS	95	G
3	ZS	104	A
3	ZS	106	C
3	ZS	109	A
3	ZS	111	A
3	ZS	113	U
3	ZS	116	G
3	ZS	125	U
3	ZS	138	A
3	ZS	144	G
3	ZS	148	G
3	ZS	156	U
3	ZS	157	U
81	nc	2	C
81	nc	9	A
81	nc	13	C
81	nc	16	U

Continued on next page...

Continued from previous page...

Mol	Chain	Res	Type
81	nc	17	C
81	nc	18	G
81	nc	19	G
81	nc	20	U
81	nc	21	A
81	nc	23	A
81	nc	33	U
81	nc	34	A
81	nc	35	G
81	nc	38	A
81	nc	40	C
81	nc	41	C
81	nc	42	C
81	nc	43	C
81	nc	44	G
81	nc	47	U
81	nc	48	C
81	nc	49	C
81	nc	51	U
81	nc	53	G
81	nc	54	U
81	nc	55	U
81	nc	57	G
81	nc	59	U
81	nc	62	C
81	nc	68	C
81	nc	70	G
81	nc	72	C
81	nc	73	A
81	nc	74	C
81	nc	75	C
81	nc	76	A
82	mc	9	G
82	mc	13	C
82	mc	20	G
82	mc	21	U
82	mc	47	G
82	mc	48	U
82	mc	49	C
82	mc	50	G
82	mc	57	C
82	mc	58	A

Continued on next page...

Continued from previous page...

Mol	Chain	Res	Type
82	mc	62	C
82	mc	76	C
82	mc	77	A

All (248) RNA pucker outliers are listed below:

Mol	Chain	Res	Type
1	BQ	13	A
1	BQ	65	A
1	BQ	75	G
1	BQ	170	G
1	BQ	240	U
1	BQ	282	G
1	BQ	715	A
1	BQ	735	A
1	BQ	765	C
1	BQ	873	C
1	BQ	914	A
1	BQ	916	G
1	BQ	1015	U
1	BQ	1027	A
1	BQ	1033	U
1	BQ	1062	A
1	BQ	1064	A
1	BQ	1081	U
1	BQ	1096	U
1	BQ	1103	A
1	BQ	1144	U
1	BQ	1152	G
1	BQ	1190	A
1	BQ	1222	G
1	BQ	1238	C
1	BQ	1241	U
1	BQ	1284	C
1	BQ	1307	G
1	BQ	1329	U
1	BQ	1560	G
1	BQ	1580	A
1	BQ	1582	C
1	BQ	1644	C
1	BQ	1761	C
1	BQ	1815	U

Continued on next page...

Continued from previous page...

Mol	Chain	Res	Type
1	BQ	1816	A
1	BQ	1838	G
1	BQ	1878	G
1	BQ	2101	C
1	BQ	2112	U
1	BQ	2204	C
1	BQ	2207	A
1	BQ	2209	U
1	BQ	2260	U
1	BQ	2284	C
1	BQ	2418	G
1	BQ	2513	U
1	BQ	2662	G
1	BQ	2772	C
1	BQ	2777	G
1	BQ	2871	G
1	BQ	2872	A
1	BQ	3078	U
1	BQ	3174	A
1	BQ	3195	U
1	BQ	3218	A
1	BQ	3228	C
1	BQ	3269	U
1	BQ	3275	U
1	BQ	3289	G
1	BQ	3317	U
1	BQ	3340	G
1	BQ	3341	U
1	BQ	3356	G
1	BQ	3357	U
3	BS	89	A
18	2	25	C
18	2	68	A
18	2	73	U
18	2	130	C
18	2	131	C
18	2	132	U
18	2	139	C
18	2	192	U
18	2	217	A
18	2	218	A
18	2	240	U

Continued on next page...

Continued from previous page...

Mol	Chain	Res	Type
18	2	242	U
18	2	278	U
18	2	280	U
18	2	319	U
18	2	417	A
18	2	422	G
18	2	484	C
18	2	497	G
18	2	501	U
18	2	503	G
18	2	512	A
18	2	555	A
18	2	558	U
18	2	657	U
18	2	685	A
18	2	714	G
18	2	717	C
18	2	720	G
18	2	721	U
18	2	734	A
18	2	755	A
18	2	765	G
18	2	781	U
18	2	782	U
18	2	794	U
18	2	811	A
18	2	829	A
18	2	1081	A
18	2	1196	A
18	2	1199	G
18	2	1208	A
18	2	1227	A
18	2	1244	A
18	2	1255	G
18	2	1344	A
18	2	1481	C
18	2	1489	U
18	2	1535	U
18	2	1537	C
18	2	1553	G
18	2	1554	U
18	2	1568	C

Continued on next page...

Continued from previous page...

Mol	Chain	Res	Type
18	2	1573	A
18	2	1596	C
18	2	1657	U
18	2	1719	A
18	2	1755	A
1	YQ	65	A
1	YQ	170	G
1	YQ	223	U
1	YQ	240	U
1	YQ	282	G
1	YQ	715	A
1	YQ	735	A
1	YQ	765	C
1	YQ	873	C
1	YQ	879	U
1	YQ	916	G
1	YQ	978	G
1	YQ	1014	U
1	YQ	1015	U
1	YQ	1027	A
1	YQ	1033	U
1	YQ	1062	A
1	YQ	1064	A
1	YQ	1081	U
1	YQ	1096	U
1	YQ	1103	A
1	YQ	1152	G
1	YQ	1222	G
1	YQ	1238	C
1	YQ	1241	U
1	YQ	1284	C
1	YQ	1307	G
1	YQ	1329	U
1	YQ	1444	G
1	YQ	1481	A
1	YQ	1560	G
1	YQ	1561	G
1	YQ	1582	C
1	YQ	1643	A
1	YQ	1644	C
1	YQ	1761	C
1	YQ	1815	U

Continued on next page...

Continued from previous page...

Mol	Chain	Res	Type
1	YQ	1816	A
1	YQ	2101	C
1	YQ	2112	U
1	YQ	2204	C
1	YQ	2513	U
1	YQ	2537	U
1	YQ	2539	C
1	YQ	2583	C
1	YQ	2662	G
1	YQ	2772	C
1	YQ	2971	A
1	YQ	3195	U
1	YQ	3218	A
1	YQ	3228	C
1	YQ	3269	U
1	YQ	3275	U
1	YQ	3289	G
1	YQ	3317	U
1	YQ	3340	G
1	YQ	3353	G
1	YQ	3356	G
1	YQ	3357	U
3	YS	82	U
3	YS	113	U
3	YS	156	U
1	ZQ	13	A
1	ZQ	65	A
1	ZQ	75	G
1	ZQ	170	G
1	ZQ	223	U
1	ZQ	240	U
1	ZQ	282	G
1	ZQ	619	A
1	ZQ	715	A
1	ZQ	716	A
1	ZQ	735	A
1	ZQ	765	C
1	ZQ	873	C
1	ZQ	916	G
1	ZQ	1014	U
1	ZQ	1015	U
1	ZQ	1027	A

Continued on next page...

Continued from previous page...

Mol	Chain	Res	Type
1	ZQ	1033	U
1	ZQ	1062	A
1	ZQ	1064	A
1	ZQ	1081	U
1	ZQ	1096	U
1	ZQ	1222	G
1	ZQ	1238	C
1	ZQ	1241	U
1	ZQ	1284	C
1	ZQ	1307	G
1	ZQ	1329	U
1	ZQ	1481	A
1	ZQ	1560	G
1	ZQ	1582	C
1	ZQ	1727	G
1	ZQ	1761	C
1	ZQ	1815	U
1	ZQ	1816	A
1	ZQ	1878	G
1	ZQ	2101	C
1	ZQ	2112	U
1	ZQ	2204	C
1	ZQ	2222	A
1	ZQ	2260	U
1	ZQ	2513	U
1	ZQ	2537	U
1	ZQ	2583	C
1	ZQ	2662	G
1	ZQ	2772	C
1	ZQ	2872	A
1	ZQ	2950	G
1	ZQ	2971	A
1	ZQ	3158	G
1	ZQ	3195	U
1	ZQ	3218	A
1	ZQ	3228	C
1	ZQ	3269	U
1	ZQ	3275	U
1	ZQ	3276	G
1	ZQ	3289	G
1	ZQ	3317	U
1	ZQ	3356	G

Continued on next page...

Continued from previous page...

Mol	Chain	Res	Type
1	ZQ	3357	U
3	ZS	82	U
3	ZS	106	C

5.4 Non-standard residues in protein, DNA, RNA chains [i](#)

There are no non-standard protein/DNA/RNA residues in this entry.

5.5 Carbohydrates [i](#)

There are no monosaccharides in this entry.

5.6 Ligand geometry [i](#)

There are no ligands in this entry.

5.7 Other polymers [i](#)

There are no such residues in this entry.

5.8 Polymer linkage issues [i](#)

The following chains have linkage breaks:

Mol	Chain	Number of breaks
71	AC	1
12	YD	1
67	YG	1
12	ZD	1
30	X	1

All chain breaks are listed below:

Model	Chain	Residue-1	Atom-1	Residue-2	Atom-2	Distance (Å)
1	AC	22:PRO	C	23:ALA	N	1.19
1	YD	120:GLY	C	121:LYS	N	1.17
1	YG	51:SER	C	52:GLN	N	1.17
1	ZD	120:GLY	C	121:LYS	N	1.13
1	X	111:VAL	C	112:SER	N	1.12

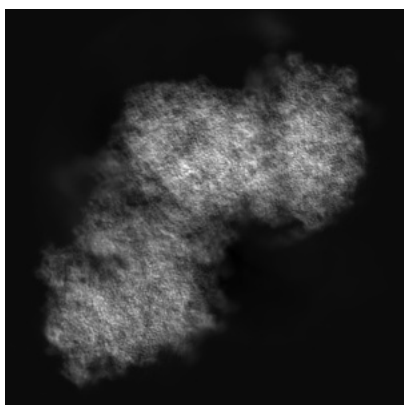
6 Map visualisation [i](#)

This section contains visualisations of the EMDB entry EMD-10315. These allow visual inspection of the internal detail of the map and identification of artifacts.

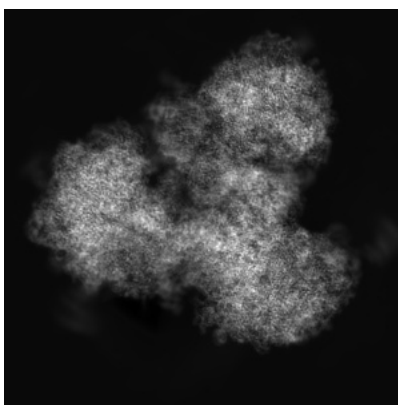
No raw map or half-maps were deposited for this entry and therefore no images, graphs, etc. pertaining to the raw map can be shown.

6.1 Orthogonal projections [i](#)

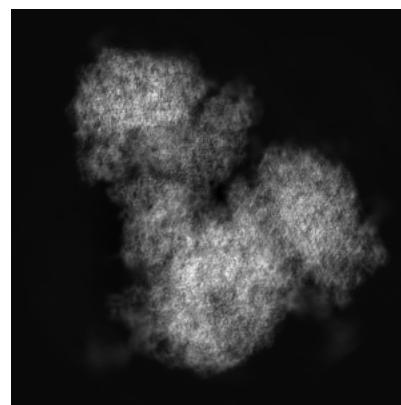
6.1.1 Primary map



X



Y

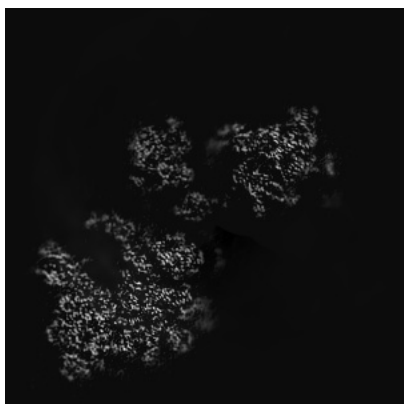


Z


The images above show the map projected in three orthogonal directions.

6.2 Central slices [i](#)

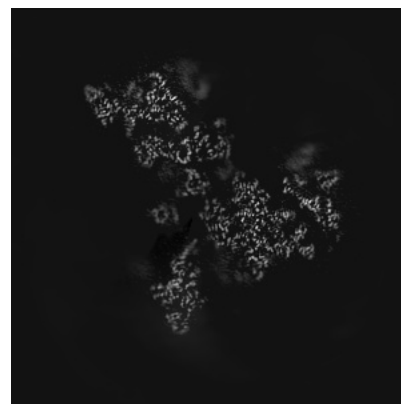
6.2.1 Primary map



X Index: 250



Y Index: 250

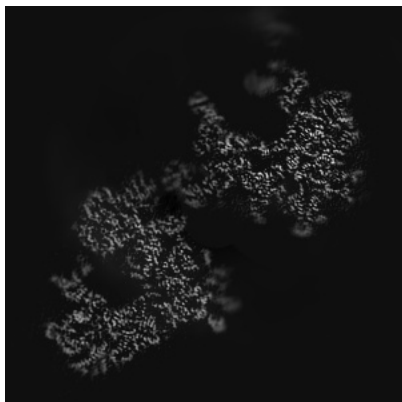


Z Index: 250

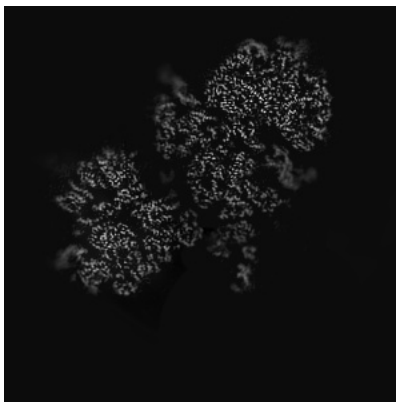
The images above show central slices of the map in three orthogonal directions.

6.3 Largest variance slices [i](#)


6.3.1 Primary map



X Index: 205



Y Index: 221



Z Index: 308

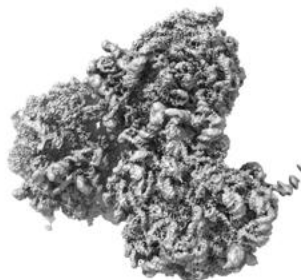
The images above show the largest variance slices of the map in three orthogonal directions.

6.4 Orthogonal surface views [i](#)

6.4.1 Primary map



X



Y



Z

The images above show the 3D surface view of the map at the recommended contour level 0.02. These images, in conjunction with the slice images, may facilitate assessment of whether an appropriate contour level has been provided.

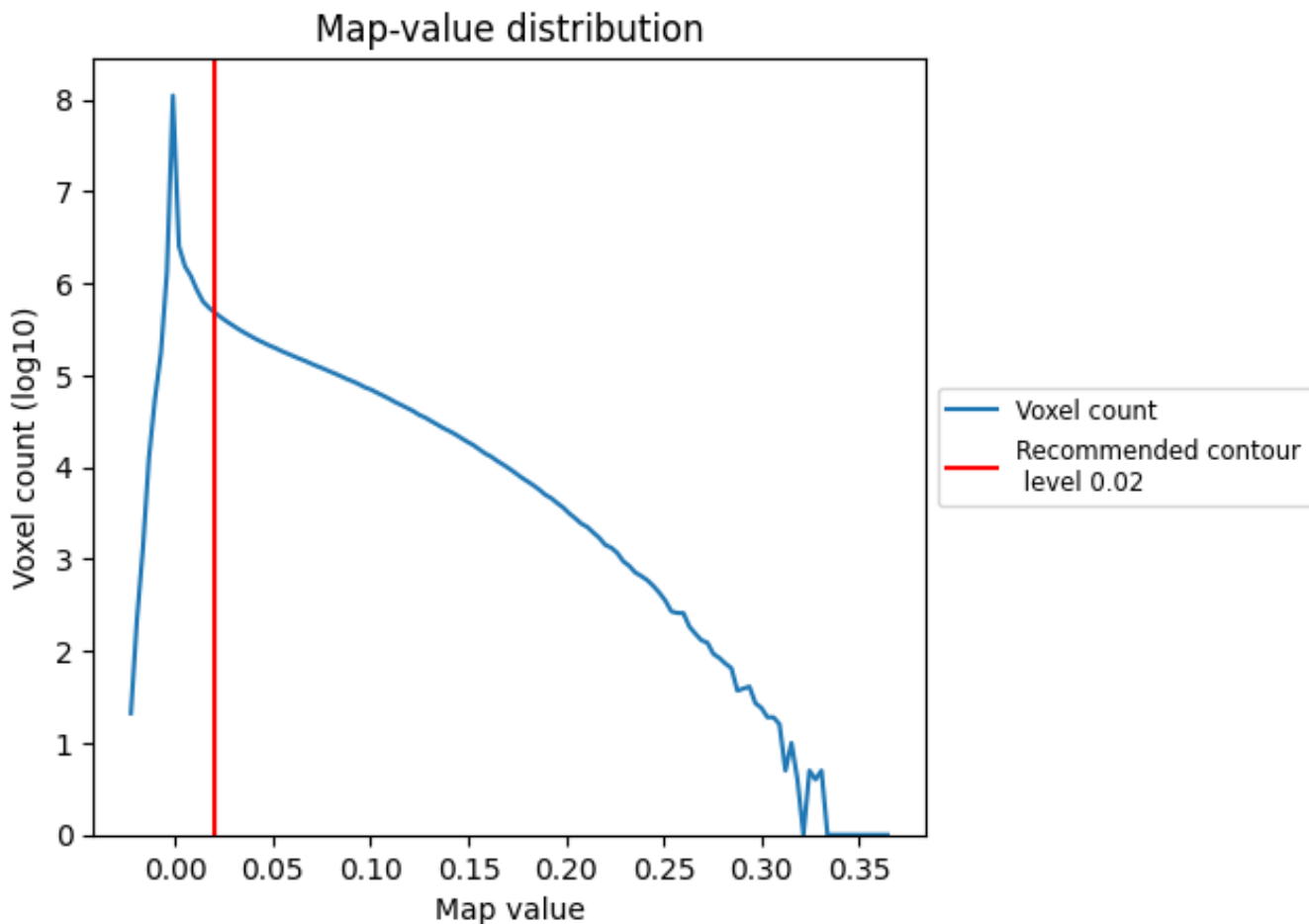
6.5 Mask visualisation

This section was not generated. No masks/segmentation were deposited.

7 Map analysis [i](#)

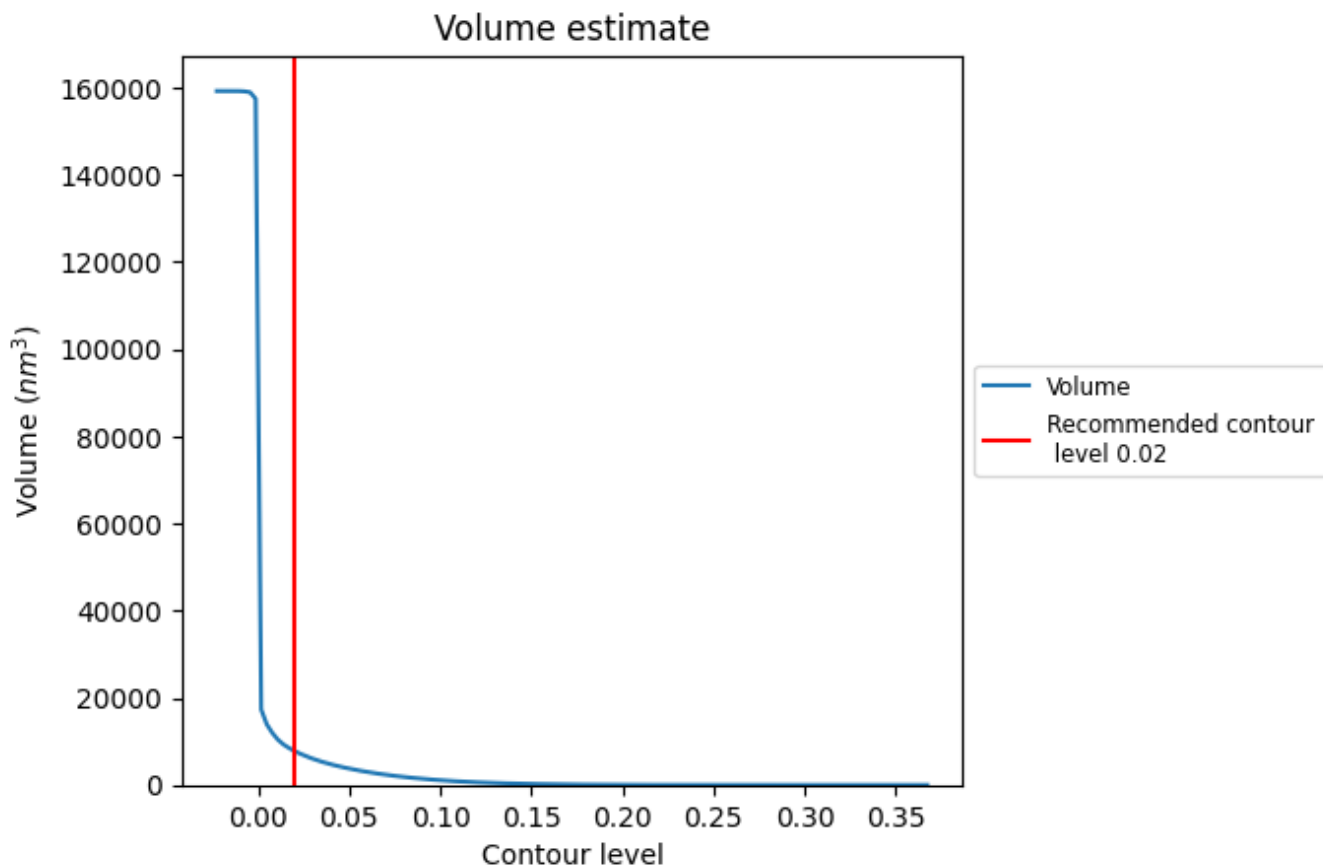
This section contains the results of statistical analysis of the map.

7.1 Map-value distribution [i](#)



The map-value distribution is plotted in 128 intervals along the x-axis. The y-axis is logarithmic. A spike in this graph at zero usually indicates that the volume has been masked.

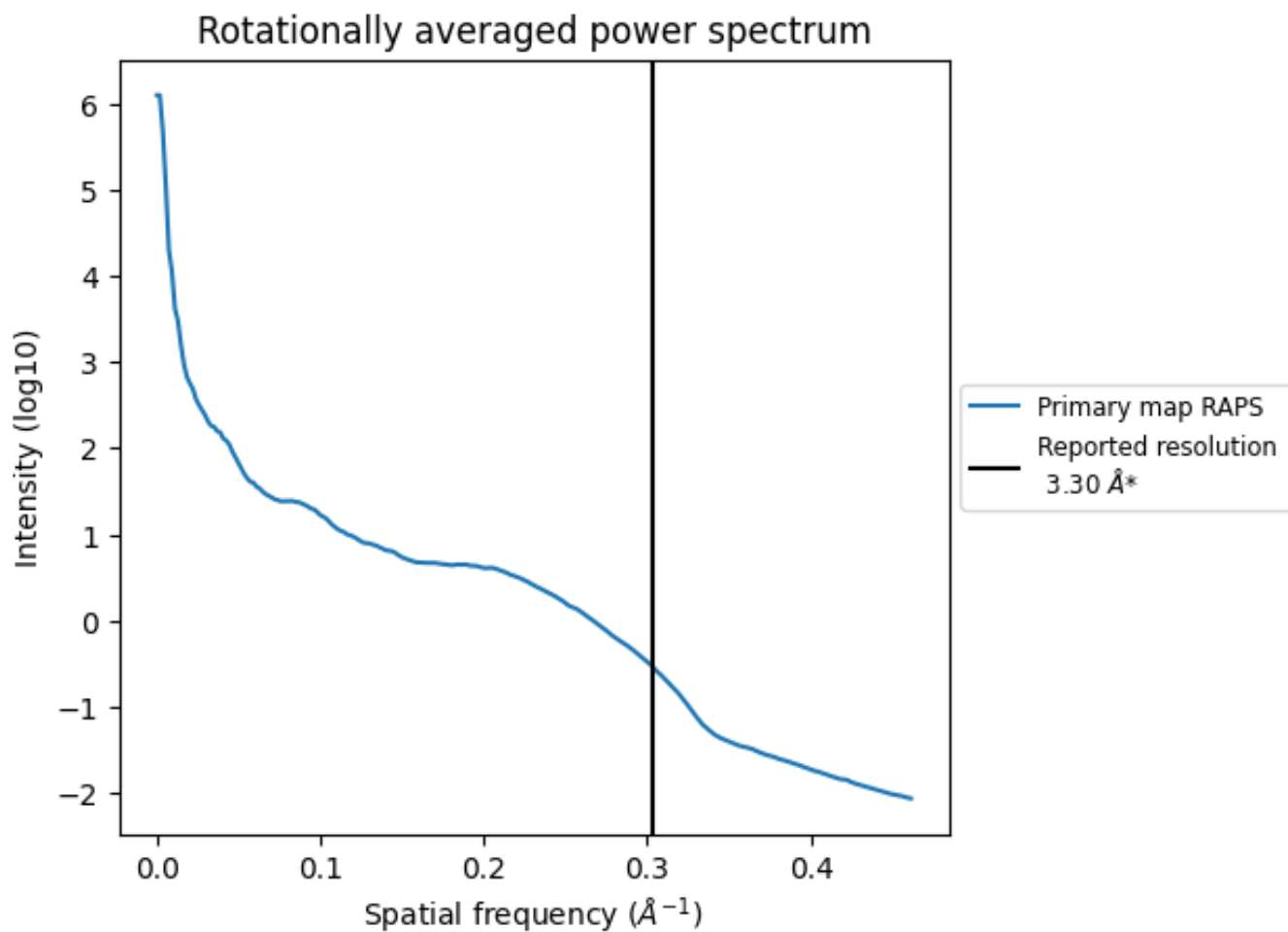
7.2 Volume estimate [i](#)



The volume at the recommended contour level is 7800 nm^3 ; this corresponds to an approximate mass of 7046 kDa.

The volume estimate graph shows how the enclosed volume varies with the contour level. The recommended contour level is shown as a vertical line and the intersection between the line and the curve gives the volume of the enclosed surface at the given level.

7.3 Rotationally averaged power spectrum [i](#)



*Reported resolution corresponds to spatial frequency of 0.303 Å⁻¹

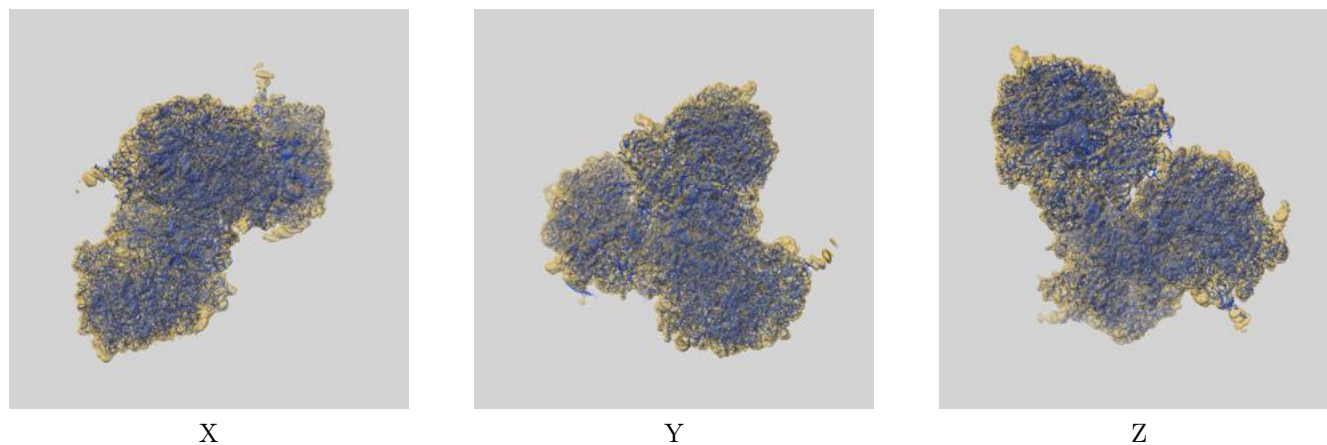
8 Fourier-Shell correlation

This section was not generated. No FSC curve or half-maps provided.

9 Map-model fit [i](#)

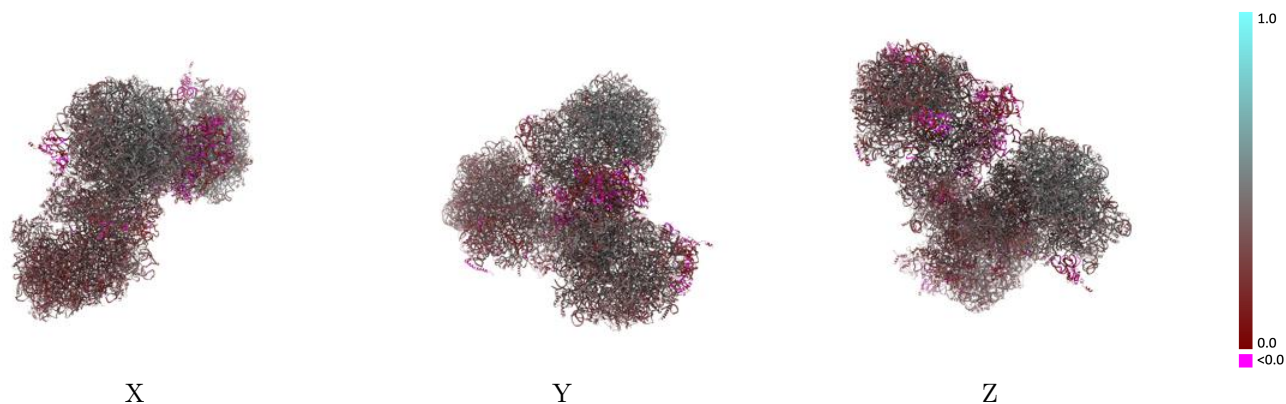
This section contains information regarding the fit between EMDB map EMD-10315 and PDB model 6SV4. Per-residue inclusion information can be found in section 3 on page 33.

9.1 Map-model overlay [i](#)



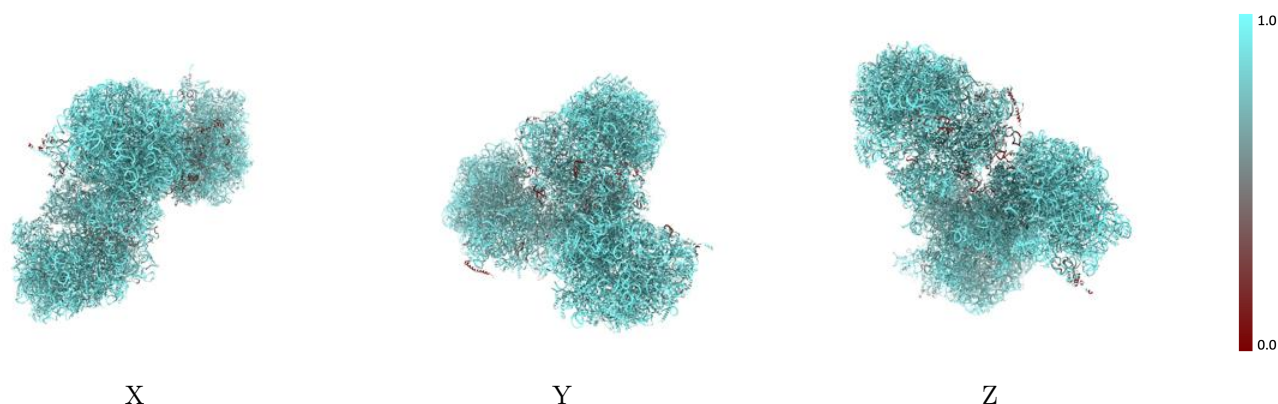
The images above show the 3D surface view of the map at the recommended contour level 0.02 at 50% transparency in yellow overlaid with a ribbon representation of the model coloured in blue. These images allow for the visual assessment of the quality of fit between the atomic model and the map.

9.2 Q-score mapped to coordinate model [\(i\)](#)



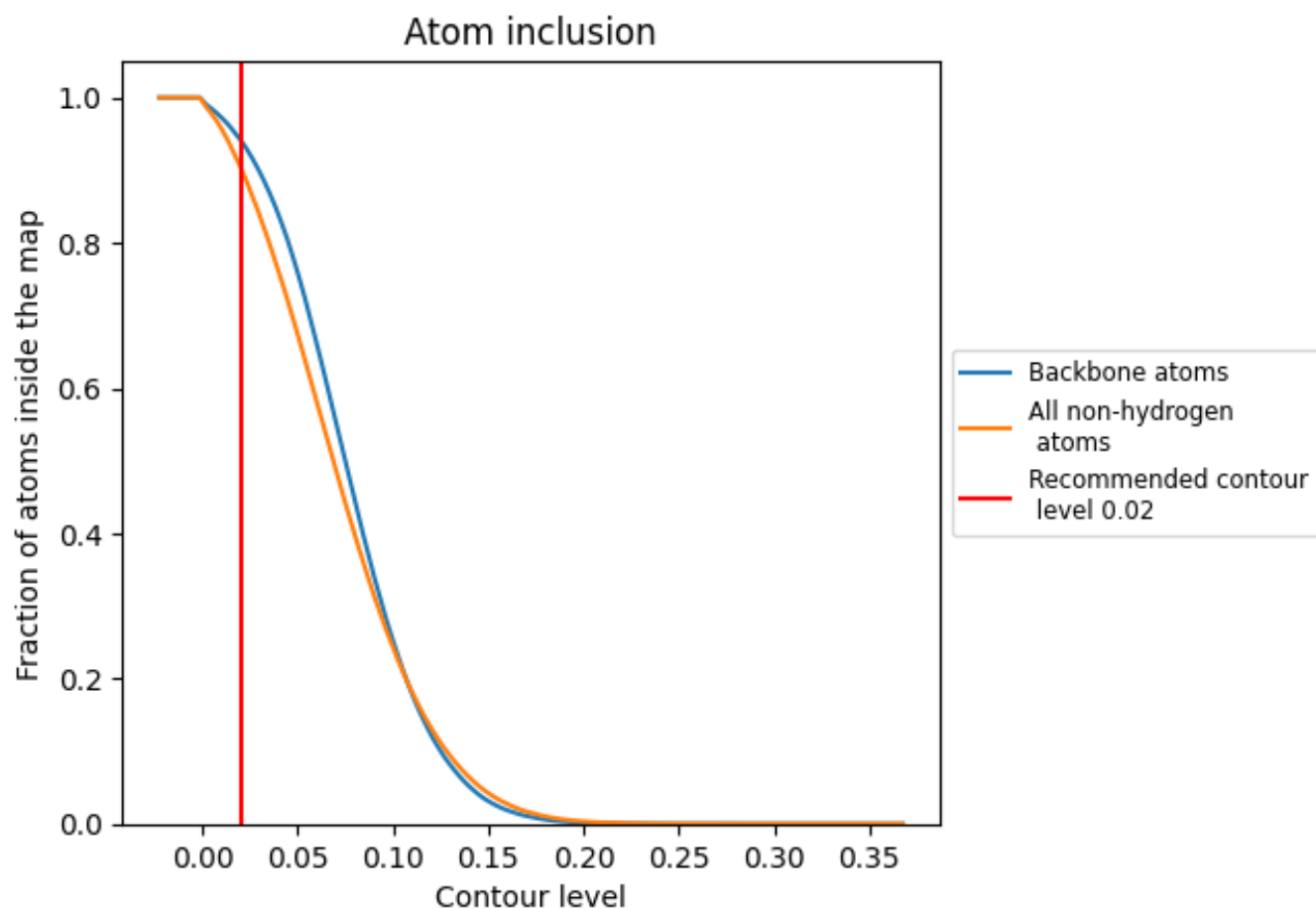
The images above show the model with each residue coloured according to its Q-score. This shows their resolvability in the map with higher Q-score values reflecting better resolvability. Please note: Q-score is calculating the resolvability of atoms, and thus high values are only expected at resolutions at which atoms can be resolved. Low Q-score values may therefore be expected for many entries.

9.3 Atom inclusion mapped to coordinate model [\(i\)](#)



The images above show the model with each residue coloured according to its atom inclusion. This shows to what extent they are inside the map at the recommended contour level (0.02).







































































9.4 Atom inclusion [i](#)



At the recommended contour level, 94% of all backbone atoms, 90% of all non-hydrogen atoms, are inside the map.

9.5 Map-model fit summary





















































































The table lists the average atom inclusion at the recommended contour level (0.02) and Q-score for the entire model and for each chain.

Chain	Atom inclusion	Q-score
All	 0.9038	 0.3260
2	 0.9404	 0.2930
2b	 0.9262	 0.3530
2c	 0.8942	 0.2870
A	 0.8650	 0.2980
AA	 0.8667	 0.2990
AB	 0.8194	 0.2580
AC	 0.8602	 0.2680
AD	 0.8839	 0.2620
AE	 0.4682	 0.1160
AF	 0.9151	 0.2770
AG	 0.8745	 0.2730
AH	 0.8858	 0.2880
AI	 0.9193	 0.2970
AJ	 0.9082	 0.2690
AK	 0.8978	 0.2790
AL	 0.8771	 0.2640
AM	 0.9147	 0.2760
AN	 0.8889	 0.3270
AO	 0.8660	 0.2610
AP	 0.8720	 0.2970
AQ	 0.8870	 0.2720
AR	 0.8923	 0.2690
AS	 0.7783	 0.2970
AT	 0.8386	 0.2690
AU	 0.8653	 0.2300
AV	 0.8739	 0.2680
AW	 0.8494	 0.2870
AX	 0.8778	 0.2780
AY	 0.8093	 0.2790
Ab	 0.8313	 0.3210
Ac	 0.8129	 0.3020
B	 0.8797	 0.2730
BA	 0.8656	 0.2610
BB	 0.8860	 0.2820























































































Continued on next page...

Continued from previous page...

Chain	Atom inclusion	Q-score
BC	 0.8565	 0.2720
BD	 0.8801	 0.2730
BE	 0.8902	 0.2710
BF	 0.8711	 0.2450
BG	 0.8501	 0.2650
BH	 0.8488	 0.2620
BI	 0.9094	 0.2830
BJ	 0.8911	 0.2700
BK	 0.8343	 0.2330
BL	 0.9306	 0.3210
BM	 0.8903	 0.2610
BN	 0.8672	 0.2890
BO	 0.8754	 0.2650
BP	 0.8850	 0.2830
BQ	 0.9343	 0.2750
BR	 0.9639	 0.3090
BS	 0.9508	 0.2820
BU	 0.6039	 0.0400
Bb	 0.8160	 0.3190
Bc	 0.8638	 0.3150
C	 0.8349	 0.2450
Cb	 0.7923	 0.3180
Cc	 0.8212	 0.3190
D	 0.8250	 0.1530
Db	 0.7568	 0.1570
Dc	 0.7670	 0.1610
E	 0.8771	 0.2410
Eb	 0.8957	 0.3500
Ec	 0.8628	 0.3350
F	 0.8638	 0.2680
Fb	 0.8563	 0.3510
Fc	 0.8647	 0.3370
G	 0.8138	 0.2520
Gb	 0.8086	 0.3140
Gc	 0.7469	 0.2030
H	 0.8596	 0.2250
Hb	 0.8640	 0.3460
Hc	 0.8518	 0.3100
I	 0.8853	 0.2210
Ib	 0.8927	 0.3610
Ic	 0.8881	 0.3560
J	 0.8684	 0.2660





















































































Continued on next page...

Continued from previous page...

Chain	Atom inclusion	Q-score
Jb	 0.8557	 0.3230
Jc	 0.8051	 0.2740
K	 0.8635	 0.2280
Kb	 0.8339	 0.3130
Kc	 0.8708	 0.3180
L	 0.8826	 0.3100
Lb	 0.8428	 0.3500
Lc	 0.9140	 0.3310
M	 0.6856	 0.0730
Mb	 0.6643	 0.1240
Mc	 0.6501	 0.1090
N	 0.9006	 0.1780
Nb	 0.9006	 0.2390
Nc	 0.8895	 0.2340
O	 0.8161	 0.2610
Ob	 0.8017	 0.2960
Oc	 0.7607	 0.1710
P	 0.8487	 0.3070
Pb	 0.8668	 0.3560
Pc	 0.6535	 0.0690
Q	 0.8044	 0.3100
Qb	 0.8191	 0.3700
Qc	 0.8783	 0.3550
R	 0.8731	 0.2870
Rb	 0.8700	 0.3600
Rc	 0.7643	 0.2580
S	 0.8635	 0.2920
Sb	 0.8590	 0.3250
Sc	 0.5626	 0.0510
T	 0.8772	 0.2280
Tb	 0.8801	 0.3190
Tc	 0.7227	 0.1080
U	 0.8277	 0.2840
Ub	 0.8806	 0.3190
Uc	 0.6960	 0.0920
V	 0.8997	 0.2750
Vb	 0.9130	 0.3500
Vc	 0.7709	 0.1230
W	 0.8641	 0.2830
Wb	 0.8350	 0.3040
Wc	 0.6789	 0.1460
X	 0.8232	 0.2810





















































































Continued on next page...

Continued from previous page...

Chain	Atom inclusion	Q-score
XA	 0.9025	 0.4040
XB	 0.8411	 0.3900
XC	 0.9167	 0.4210
XD	 0.9103	 0.3800
XE	 0.6831	 0.2380
XF	 0.9327	 0.4640
XG	 0.8639	 0.3230
XH	 0.9306	 0.4350
XI	 0.9361	 0.3820
XJ	 0.9377	 0.4210
XK	 0.9410	 0.4380
XL	 0.9181	 0.4530
XM	 0.9603	 0.3840
XN	 0.9113	 0.3910
XO	 0.8983	 0.3810
XP	 0.8780	 0.4210
XQ	 0.9285	 0.4760
XR	 0.9229	 0.4420
XS	 0.6085	 0.3200
XT	 0.8640	 0.4020
XU	 0.9247	 0.4020
XV	 0.8850	 0.3650
XW	 0.8817	 0.4240
XX	 0.9348	 0.4400
XY	 0.8450	 0.3870
Xb	 0.8769	 0.3760
Xc	 0.6825	 0.1740
Y	 0.8563	 0.3180
YA	 0.9114	 0.4110
YB	 0.9376	 0.4480
YC	 0.9160	 0.4160
YD	 0.9075	 0.3750
YE	 0.9367	 0.4410
YF	 0.9164	 0.3970
YG	 0.9245	 0.4570
YH	 0.9016	 0.4090
YI	 0.9194	 0.3550
YJ	 0.9331	 0.4270
YK	 0.9147	 0.4340
YL	 0.9437	 0.3840
YM	 0.9223	 0.3820
YN	 0.8895	 0.4290

















































































Continued on next page...

Continued from previous page...

Chain	Atom inclusion	Q-score
YO	 0.9337	 0.4120
YP	 0.9063	 0.4280
YQ	 0.9617	 0.4240
YR	 0.9860	 0.4140
YS	 0.9787	 0.4650
YU	 0.5961	 0.0390
Yb	 0.8459	 0.3710
Yc	 0.8398	 0.3210
Z	 0.8716	 0.3140
ZA	 0.8742	 0.3490
ZB	 0.8789	 0.3300
ZC	 0.9020	 0.3830
ZD	 0.8898	 0.3460
ZE	 0.9002	 0.3330
ZF	 0.8822	 0.3420
ZG	 0.8773	 0.3590
ZH	 0.9044	 0.3560
ZI	 0.9016	 0.2770
ZJ	 0.8855	 0.3530
ZK	 0.8648	 0.3560
ZL	 0.9228	 0.3390
ZM	 0.7995	 0.1800
ZN	 0.8837	 0.3740
ZO	 0.8897	 0.3320
ZP	 0.9116	 0.3490
ZQ	 0.9520	 0.3690
ZR	 0.9732	 0.3590
ZS	 0.9628	 0.3810
ZU	 0.6369	 0.0800
Zb	 0.8803	 0.3660
Zc	 0.9075	 0.3750
a	 0.8253	 0.3070
ab	 0.8298	 0.3360
ac	 0.5828	 0.0440
b	 0.8848	 0.3160
bb	 0.8878	 0.3790
bc	 0.6964	 0.1420
c	 0.8702	 0.2800
cb	 0.8812	 0.3870
cc	 0.9031	 0.3930
d	 0.8972	 0.2860
db	 0.8405	 0.2900

Continued on next page...

Continued from previous page...

Chain	Atom inclusion	Q-score
dc	 0.6484	 0.0910
e	 0.8579	 0.3040
eb	 0.8742	 0.3750
ec	 0.9256	 0.4030
f	 0.8236	 0.3150
fb	 0.8735	 0.3620
fc	 0.7521	 0.1740
g	 0.8279	 0.2510
gb	 0.7756	 0.3080
gc	 0.7712	 0.3150
mb	 0.9276	 0.3260
mc	 0.9501	 0.3120
n	 0.9624	 0.2750
nb	 0.8685	 0.2540
nc	 0.8741	 0.2660
zA	 0.8909	 0.3410
zB	 0.8627	 0.3950
zC	 0.8871	 0.3050
zD	 0.9008	 0.3290
zE	 0.5894	 0.1920
zF	 0.9359	 0.3890
zG	 0.8783	 0.3190
zH	 0.9082	 0.3740
zI	 0.9227	 0.3740
zJ	 0.8948	 0.3210
zK	 0.9125	 0.3480
zL	 0.8843	 0.3660
zM	 0.8643	 0.2590
zN	 0.8973	 0.3780
zO	 0.9007	 0.3910
zP	 0.8563	 0.3410
zQ	 0.8998	 0.3470
zR	 0.8940	 0.3420
zS	 0.6792	 0.3040
zT	 0.8939	 0.3720
zU	 0.8752	 0.3430
zV	 0.9004	 0.3460
zW	 0.8920	 0.3900
zX	 0.8958	 0.3740
zY	 0.8596	 0.3510