



Full wwPDB X-ray Structure Validation Report ⓘ

Feb 22, 2024 – 12:15 PM EST

PDB ID : 4S0R
Title : Structure of GS-ThrA complex
Authors : Schumacher, M.A.; Chinnam, N.G.; Cuthbert, B.; Tonthat, N.K.
Deposited on : 2015-01-04
Resolution : 3.50 Å(reported)

This is a Full wwPDB X-ray Structure Validation Report for a publicly released PDB entry.

We welcome your comments at validation@mail.wwpdb.org

A user guide is available at

<https://www.wwpdb.org/validation/2017/XrayValidationReportHelp>

with specific help available everywhere you see the ⓘ symbol.

The types of validation reports are described at

<http://www.wwpdb.org/validation/2017/FAQs#types>.

The following versions of software and data (see [references ⓘ](#)) were used in the production of this report:

MolProbity : 4.02b-467
Mogul : 1.8.5 (274361), CSD as541be (2020)
Xtriage (Phenix) : 1.13
EDS : 2.36
Percentile statistics : 20191225.v01 (using entries in the PDB archive December 25th 2019)
Refmac : 5.8.0158
CCP4 : 7.0.044 (Gargrove)
Ideal geometry (proteins) : Engh & Huber (2001)
Ideal geometry (DNA, RNA) : Parkinson et al. (1996)
Validation Pipeline (wwPDB-VP) : 2.36

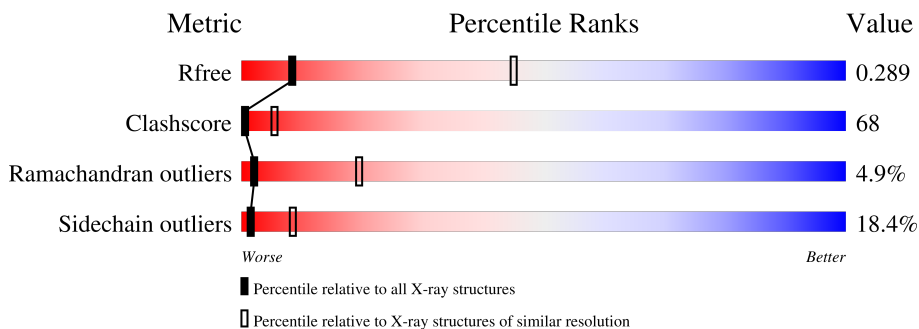
1 Overall quality at a glance

The following experimental techniques were used to determine the structure:

X-RAY DIFFRACTION

The reported resolution of this entry is 3.50 Å.

Percentile scores (ranging between 0-100) for global validation metrics of the entry are shown in the following graphic. The table shows the number of entries on which the scores are based.



Metric	Whole archive (#Entries)	Similar resolution (#Entries, resolution range(Å))
R_{free}	130704	1659 (3.60-3.40)
Clashscore	141614	1036 (3.58-3.42)
Ramachandran outliers	138981	1005 (3.58-3.42)
Sidechain outliers	138945	1006 (3.58-3.42)

The table below summarises the geometric issues observed across the polymeric chains and their fit to the electron density. The red, orange, yellow and green segments of the lower bar indicate the fraction of residues that contain outliers for ≥ 3 , 2, 1 and 0 types of geometric quality criteria respectively. A grey segment represents the fraction of residues that are not modelled. The numeric value for each fraction is indicated below the corresponding segment, with a dot representing fractions $\leq 5\%$

Mol	Chain	Length	Quality of chain
1	A	447	25% 60% 13% ..
1	B	447	23% 59% 16% ..
1	C	447	22% 61% 15% ..
1	D	447	24% 58% 17% .
1	E	447	21% 61% 16% ..
1	F	447	23% 62% 13% ..
1	G	447	23% 59% 16% ..

Continued on next page...

Continued from previous page...

Mol	Chain	Length	Quality of chain
1	H	447	
1	I	447	
1	J	447	
1	K	447	
1	L	447	
1	M	447	
1	N	447	
2	1	15	
2	2	15	
2	O	15	
2	P	15	
2	Q	15	
2	R	15	
2	S	15	
2	T	15	
2	U	15	
2	V	15	
2	W	15	
2	X	15	
2	Y	15	
2	Z	15	

The following table lists non-polymeric compounds, carbohydrate monomers and non-standard residues in protein, DNA, RNA chains that are outliers for geometric or electron-density-fit criteria:

Mol	Type	Chain	Res	Chirality	Geometry	Clashes	Electron density
3	GLN	B	501	-	-	X	-

2 Entry composition

There are 4 unique types of molecules in this entry. The entry contains 51555 atoms, of which 0 are hydrogens and 0 are deuteriums.

In the tables below, the ZeroOcc column contains the number of atoms modelled with zero occupancy, the AltConf column contains the number of residues with at least one atom in alternate conformation and the Trace column contains the number of residues modelled with at most 2 atoms.

- Molecule 1 is a protein called Glutamine synthetase.

Mol	Chain	Residues	Atoms					ZeroOcc	AltConf	Trace
			Total	C	N	O	S			
1	A	443	3535	2259	590	670	16	0	0	0
1	B	443	3535	2259	590	670	16	0	0	0
1	C	443	3535	2259	590	670	16	0	0	0
1	D	447	3563	2275	596	675	17	0	0	0
1	E	443	3535	2259	590	670	16	0	0	0
1	F	443	3535	2259	590	670	16	0	0	0
1	G	443	3535	2259	590	670	16	0	0	0
1	H	443	3535	2259	590	670	16	0	0	0
1	I	443	3535	2259	590	670	16	0	0	0
1	J	443	3535	2259	590	670	16	0	0	0
1	K	443	3535	2259	590	670	16	0	0	0
1	L	443	3535	2259	590	670	16	0	0	0
1	M	443	3535	2259	590	670	16	0	0	0
1	N	443	3535	2259	590	670	16	0	0	0

There are 42 discrepancies between the modelled and reference sequences:

Chain	Residue	Modelled	Actual	Comment	Reference
A	-2	GLY	-	expression tag	UNP P12425

Continued on next page...

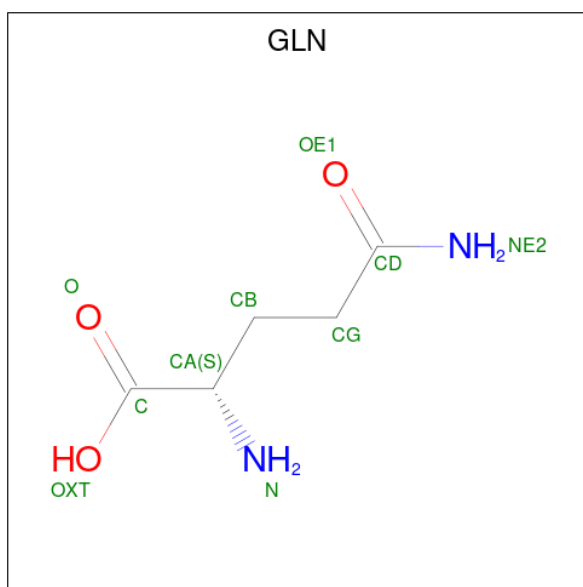
Continued from previous page...

Chain	Residue	Modelled	Actual	Comment	Reference
A	-1	SER	-	expression tag	UNP P12425
A	0	HIS	-	expression tag	UNP P12425
B	-2	GLY	-	expression tag	UNP P12425
B	-1	SER	-	expression tag	UNP P12425
B	0	HIS	-	expression tag	UNP P12425
C	-2	GLY	-	expression tag	UNP P12425
C	-1	SER	-	expression tag	UNP P12425
C	0	HIS	-	expression tag	UNP P12425
D	-2	GLY	-	expression tag	UNP P12425
D	-1	SER	-	expression tag	UNP P12425
D	0	HIS	-	expression tag	UNP P12425
E	-2	GLY	-	expression tag	UNP P12425
E	-1	SER	-	expression tag	UNP P12425
E	0	HIS	-	expression tag	UNP P12425
F	-2	GLY	-	expression tag	UNP P12425
F	-1	SER	-	expression tag	UNP P12425
F	0	HIS	-	expression tag	UNP P12425
G	-2	GLY	-	expression tag	UNP P12425
G	-1	SER	-	expression tag	UNP P12425
G	0	HIS	-	expression tag	UNP P12425
H	-2	GLY	-	expression tag	UNP P12425
H	-1	SER	-	expression tag	UNP P12425
H	0	HIS	-	expression tag	UNP P12425
I	-2	GLY	-	expression tag	UNP P12425
I	-1	SER	-	expression tag	UNP P12425
I	0	HIS	-	expression tag	UNP P12425
J	-2	GLY	-	expression tag	UNP P12425
J	-1	SER	-	expression tag	UNP P12425
J	0	HIS	-	expression tag	UNP P12425
K	-2	GLY	-	expression tag	UNP P12425
K	-1	SER	-	expression tag	UNP P12425
K	0	HIS	-	expression tag	UNP P12425
L	-2	GLY	-	expression tag	UNP P12425
L	-1	SER	-	expression tag	UNP P12425
L	0	HIS	-	expression tag	UNP P12425
M	-2	GLY	-	expression tag	UNP P12425
M	-1	SER	-	expression tag	UNP P12425
M	0	HIS	-	expression tag	UNP P12425
N	-2	GLY	-	expression tag	UNP P12425
N	-1	SER	-	expression tag	UNP P12425
N	0	HIS	-	expression tag	UNP P12425

- Molecule 2 is a protein called TnrA peptide.

Mol	Chain	Residues	Atoms					ZeroOcc	AltConf	Trace
2	O	15	Total	C	N	O	S	0	0	0
			133	82	28	22	1			
2	P	15	Total	C	N	O	S	0	0	0
			133	82	28	22	1			
2	Q	15	Total	C	N	O	S	0	0	0
			133	82	28	22	1			
2	R	15	Total	C	N	O	S	0	0	0
			133	82	28	22	1			
2	S	15	Total	C	N	O	S	0	0	0
			133	82	28	22	1			
2	T	15	Total	C	N	O	S	0	0	0
			133	82	28	22	1			
2	U	15	Total	C	N	O	S	0	0	0
			133	82	28	22	1			
2	V	15	Total	C	N	O	S	0	0	0
			133	82	28	22	1			
2	W	15	Total	C	N	O	S	0	0	0
			133	82	28	22	1			
2	X	15	Total	C	N	O	S	0	0	0
			133	82	28	22	1			
2	Y	15	Total	C	N	O	S	0	0	0
			133	82	28	22	1			
2	Z	15	Total	C	N	O	S	0	0	0
			133	82	28	22	1			
2	1	15	Total	C	N	O	S	0	0	0
			132	82	28	21	1			
2	2	15	Total	C	N	O	S	0	0	0
			133	82	28	22	1			

- Molecule 3 is GLUTAMINE (three-letter code: GLN) (formula: C₅H₁₀N₂O₃).



Mol	Chain	Residues	Atoms				ZeroOcc	AltConf
			Total	C	N	O		
3	A	1	Total 9	C 5	N 2	O 2	0	0
3	B	1	Total 9	C 5	N 2	O 2	0	0
3	C	1	Total 10	C 5	N 2	O 3	0	0
3	D	1	Total 9	C 5	N 2	O 2	0	0
3	E	1	Total 9	C 5	N 2	O 2	0	0
3	F	1	Total 9	C 5	N 2	O 2	0	0
3	G	1	Total 9	C 5	N 2	O 2	0	0
3	H	1	Total 9	C 5	N 2	O 2	0	0
3	I	1	Total 9	C 5	N 2	O 2	0	0
3	J	1	Total 9	C 5	N 2	O 2	0	0
3	K	1	Total 9	C 5	N 2	O 2	0	0
3	L	1	Total 10	C 5	N 2	O 3	0	0
3	M	1	Total 10	C 5	N 2	O 3	0	0
3	N	1	Total 9	C 5	N 2	O 2	0	0

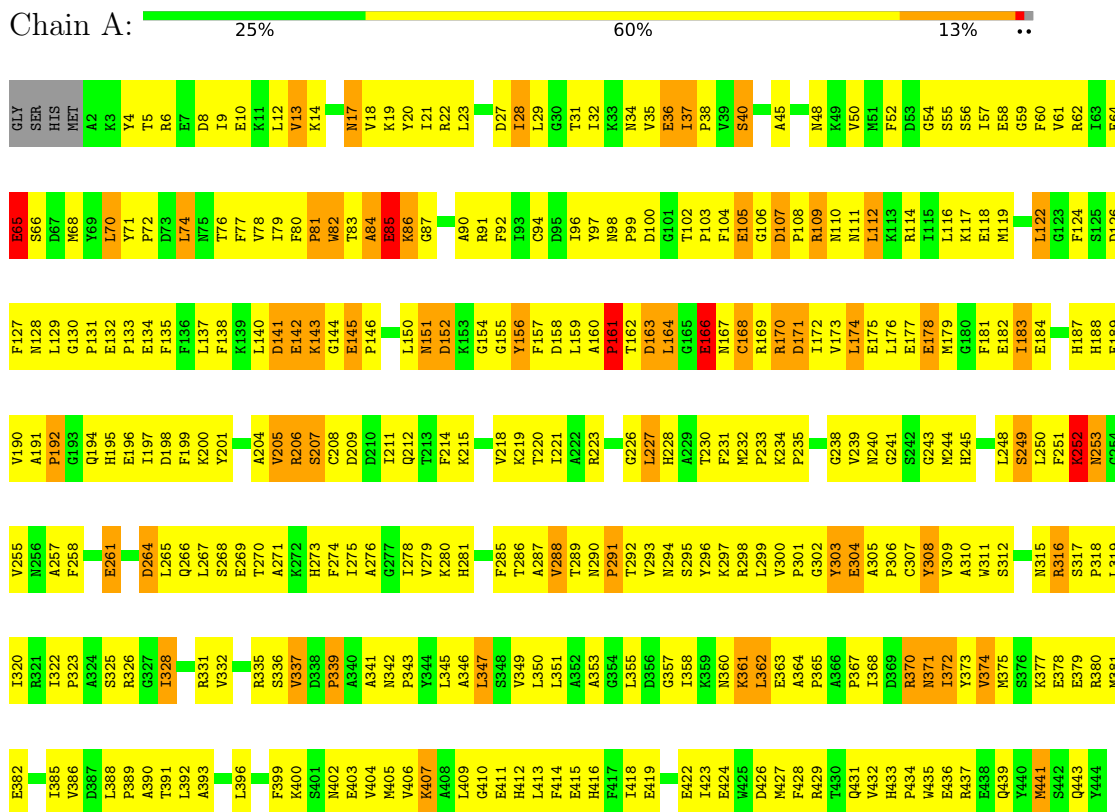
- Molecule 4 is MAGNESIUM ION (three-letter code: MG) (formula: Mg).

Mol	Chain	Residues	Atoms		ZeroOcc	AltConf
4	A	4	Total 4	Mg 4	0	0
4	B	3	Total 3	Mg 3	0	0
4	C	7	Total 7	Mg 7	0	0
4	D	8	Total 8	Mg 8	0	0
4	E	2	Total 2	Mg 2	0	0
4	F	3	Total 3	Mg 3	0	0
4	G	1	Total 1	Mg 1	0	0
4	H	3	Total 3	Mg 3	0	0
4	I	2	Total 2	Mg 2	0	0
4	J	3	Total 3	Mg 3	0	0
4	K	3	Total 3	Mg 3	0	0
4	L	3	Total 3	Mg 3	0	0
4	M	3	Total 3	Mg 3	0	0
4	N	2	Total 2	Mg 2	0	0

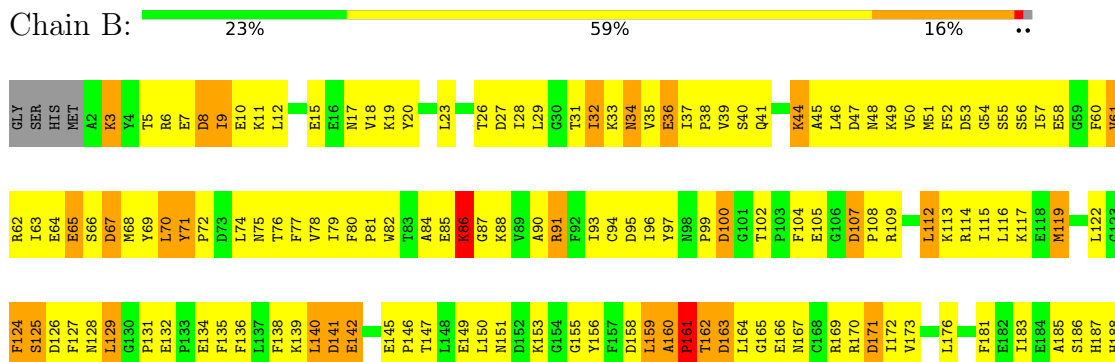
3 Residue-property plots

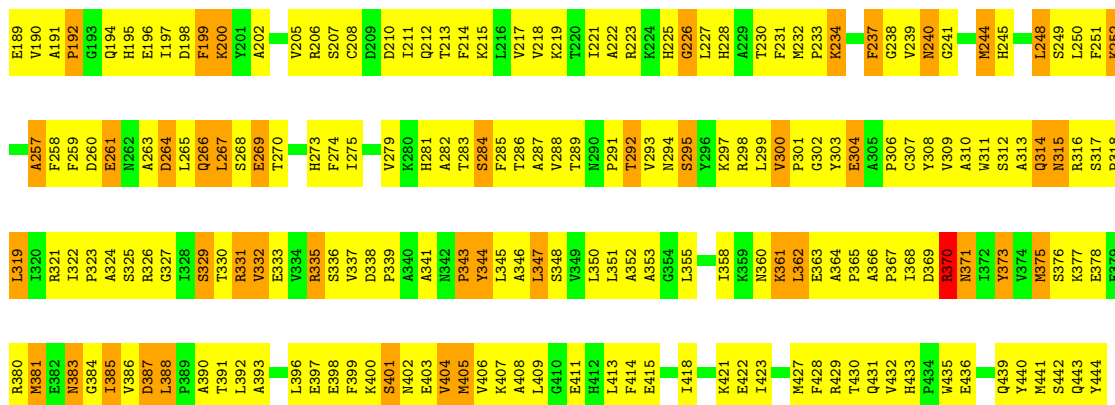
These plots are drawn for all protein, RNA, DNA and oligosaccharide chains in the entry. The first graphic for a chain summarises the proportions of the various outlier classes displayed in the second graphic. The second graphic shows the sequence view annotated by issues in geometry. Residues are color-coded according to the number of geometric quality criteria for which they contain at least one outlier: green = 0, yellow = 1, orange = 2 and red = 3 or more. Stretches of 2 or more consecutive residues without any outlier are shown as a green connector. Residues present in the sample, but not in the model, are shown in grey.

- Molecule 1: Glutamine synthetase




- Molecule 1: Glutamine synthetase

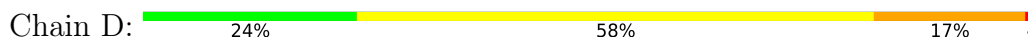





• Molecule 1: Glutamine synthetase



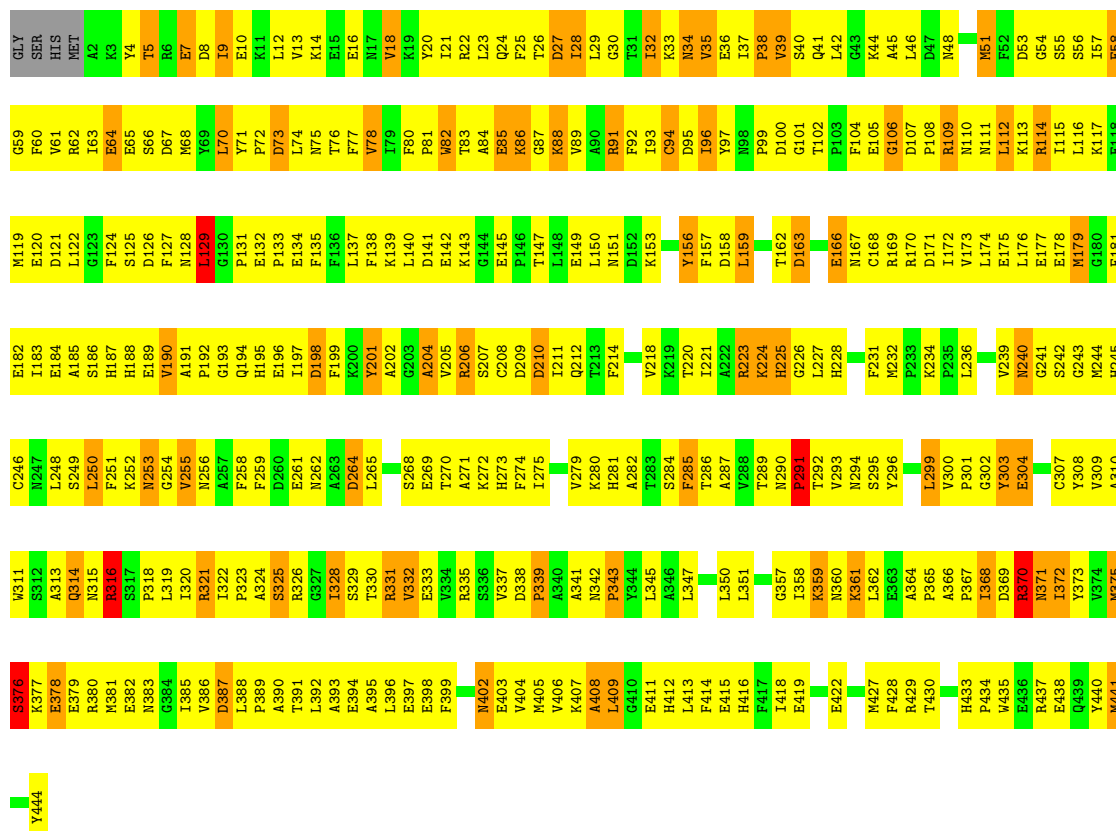
• Molecule 1: Glutamine synthetase





● Molecule 1: Glutamine synthetase

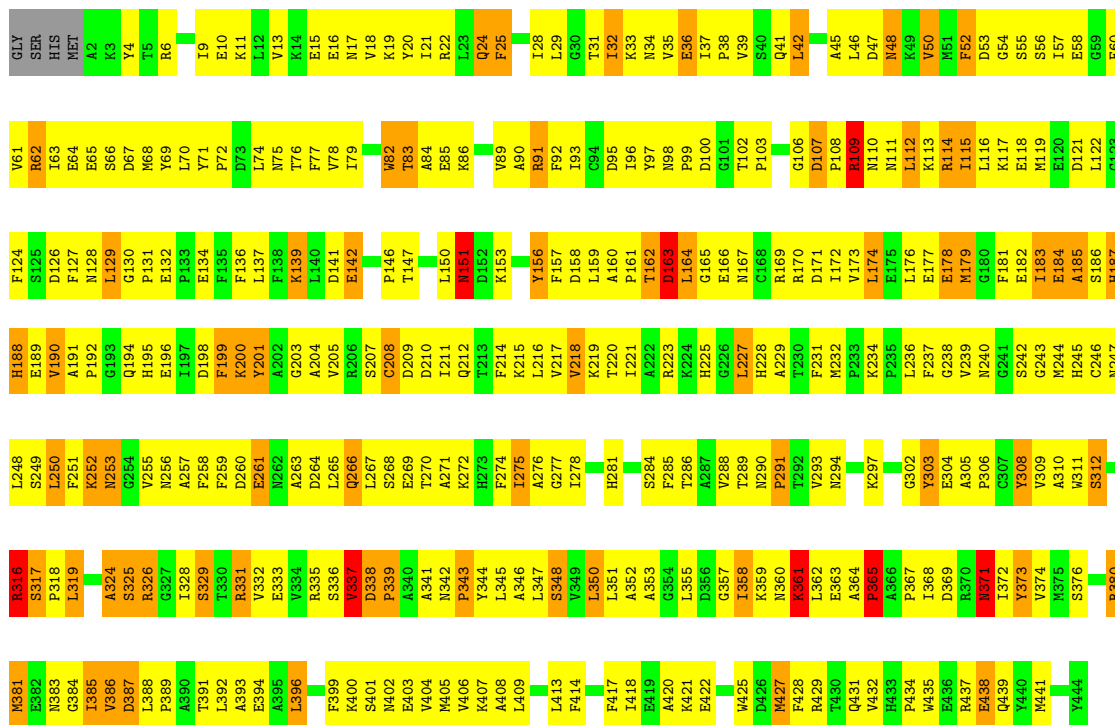
Chain E: 21% 61% 16% ..



● Molecule 1: Glutamine synthetase

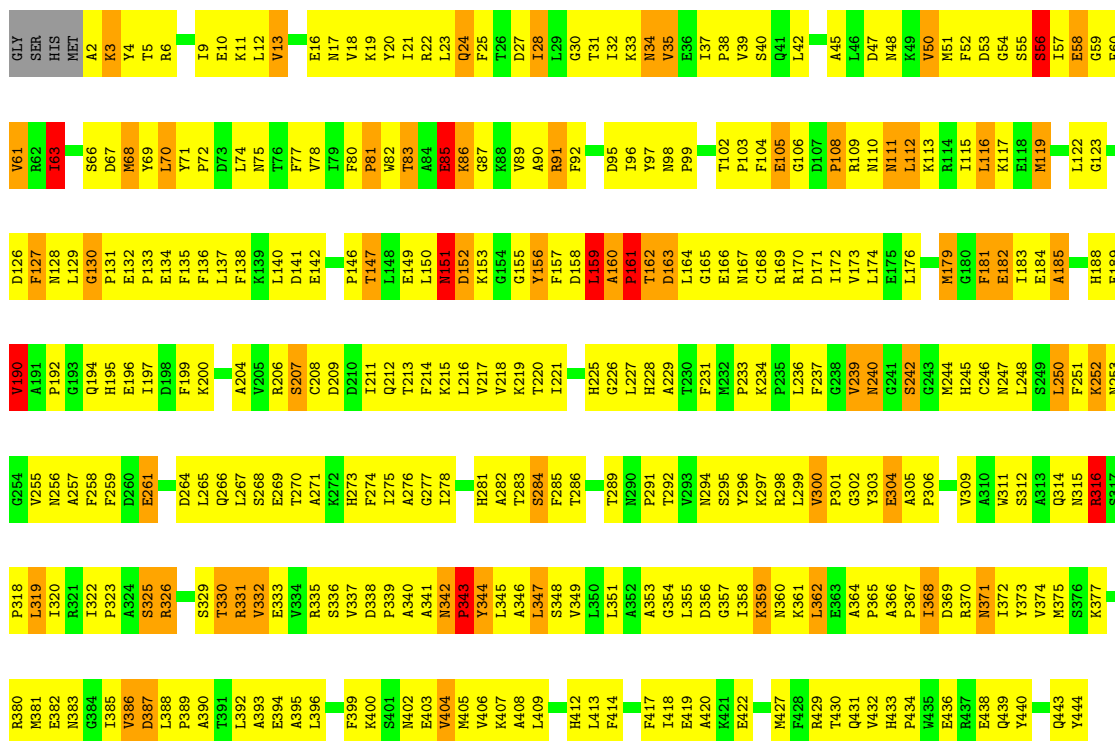
- Molecule 1: Glutamine synthetase

Chain H: 25% 57% 15% ..



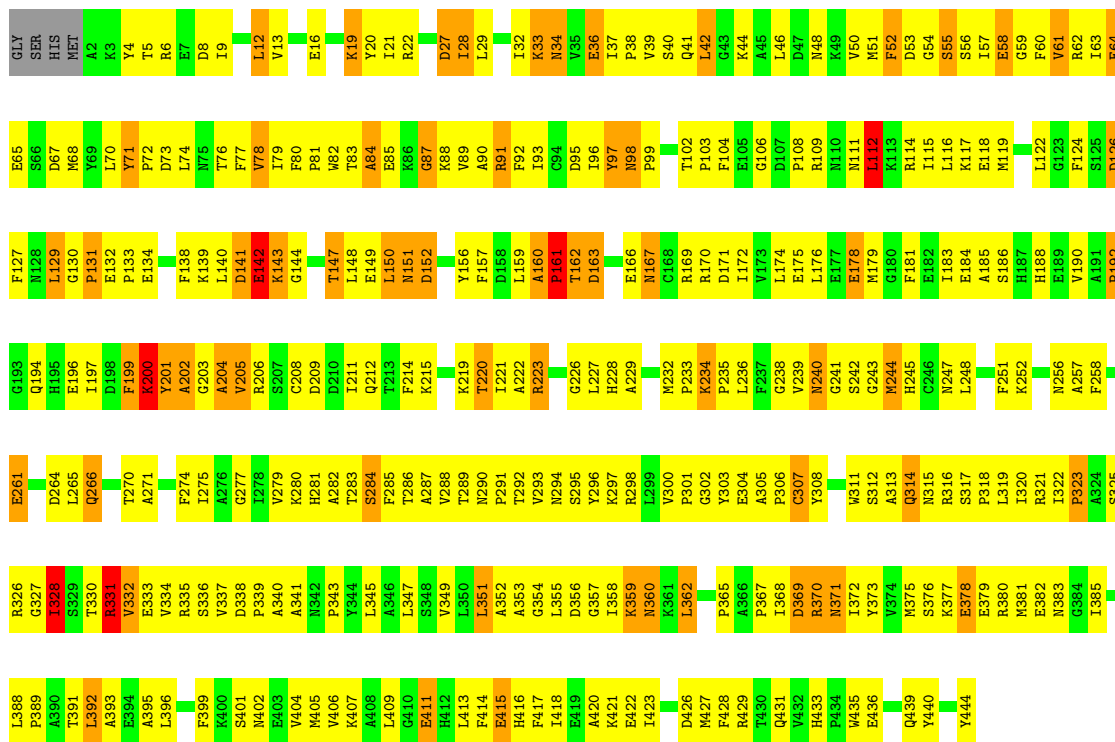
- Molecule 1: Glutamine synthetase

Chain I: 24% 60% 13% ..



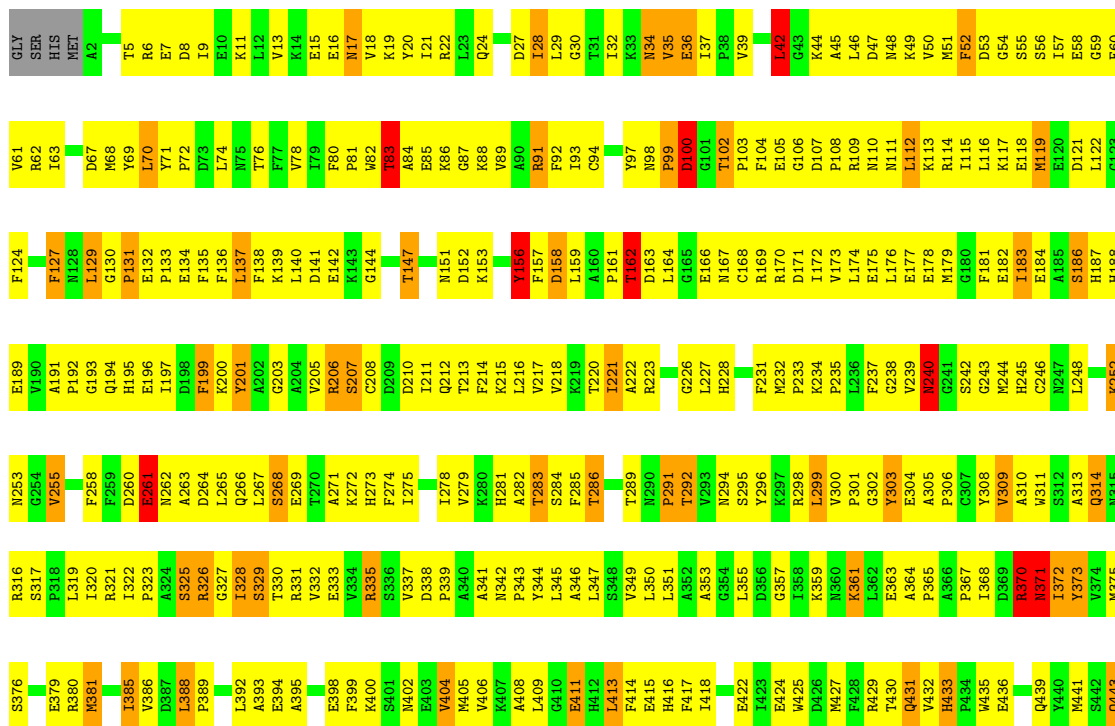
• Molecule 1: Glutamine synthetase

Chain J: 28% 56% 14%



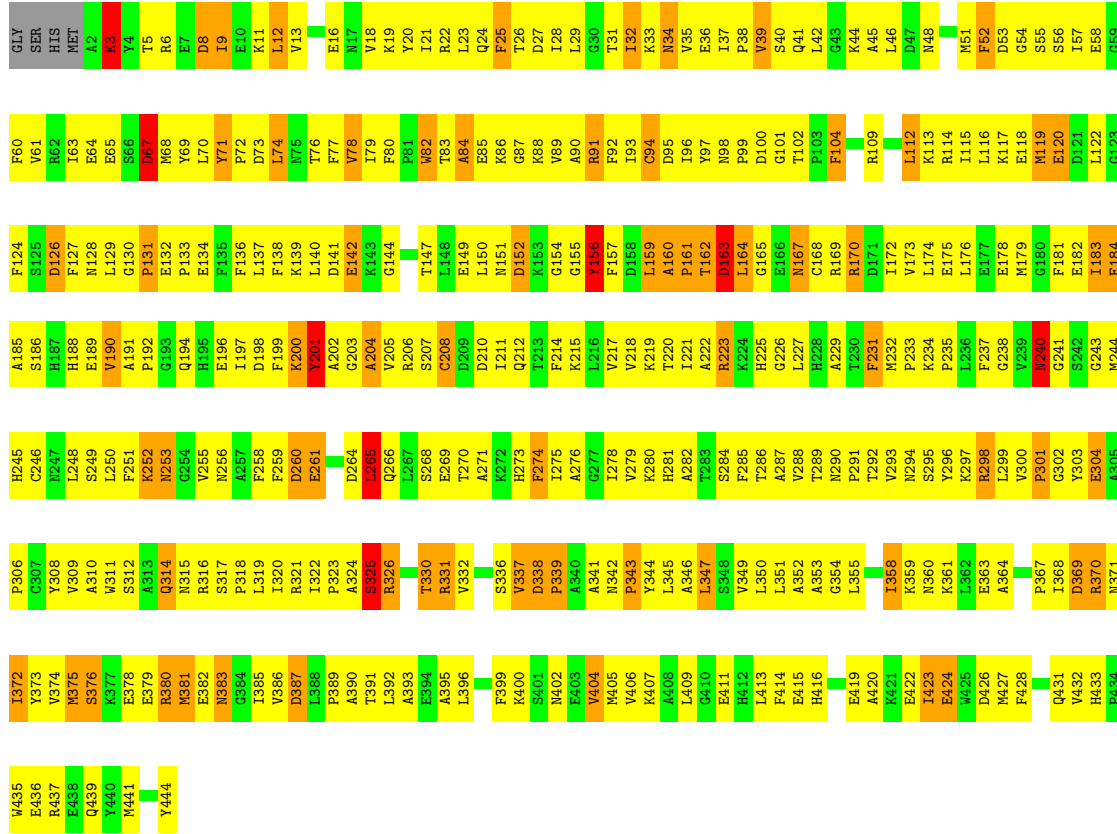
• Molecule 1: Glutamine synthetase

Chain K: 26% 59% 12%

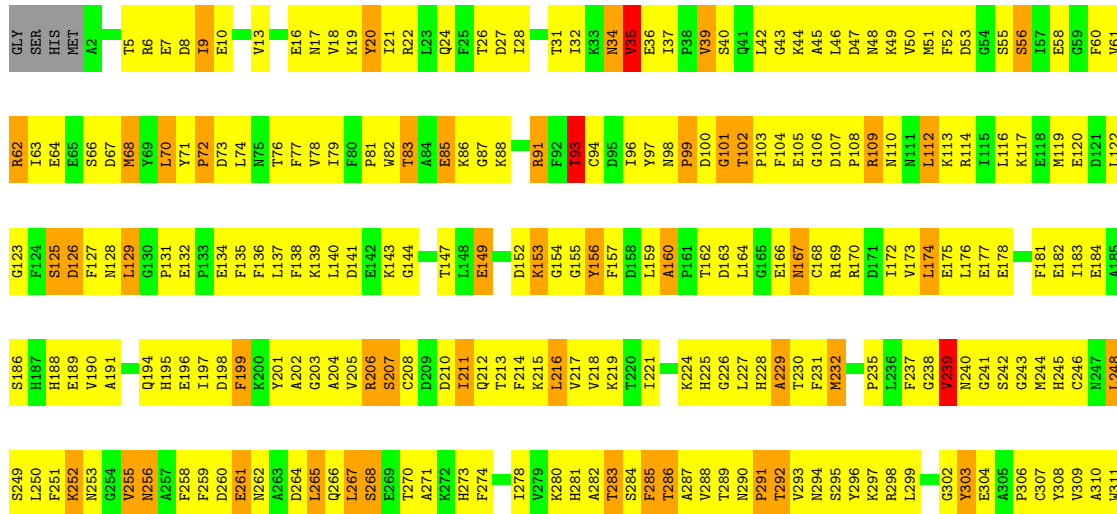
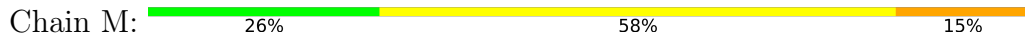


Y444

Molecule 1: Glutamine synthetase



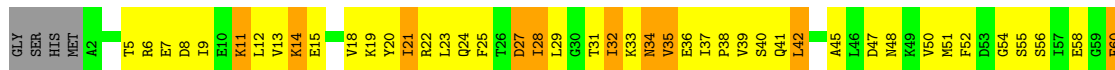
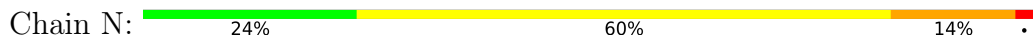


Molecule 1: Glutamine synthetase





• Molecule 1: Glutamine synthetase



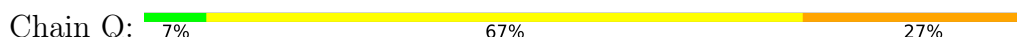
• Molecule 2: ThrA peptide



• Molecule 2: ThrA peptide



• Molecule 2: ThrA peptide






- Molecule 2: ThrA peptide



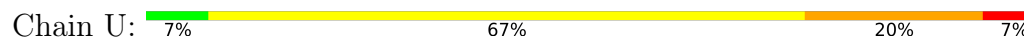
- Molecule 2: ThrA peptide



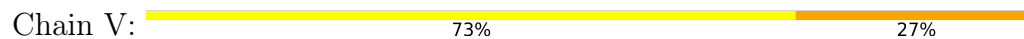
- Molecule 2: ThrA peptide



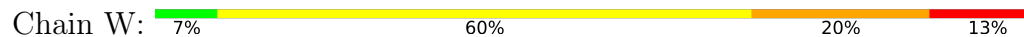
- Molecule 2: ThrA peptide



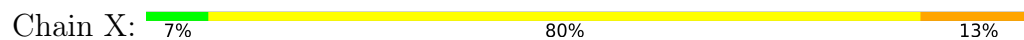
- Molecule 2: ThrA peptide



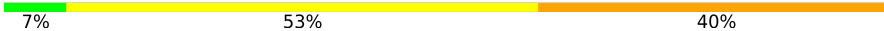
- Molecule 2: ThrA peptide



- Molecule 2: ThrA peptide




- Molecule 2: ThrA peptide

Chain Y:  7% 53% 40%



● Molecule 2: TnrA peptide

Chain Z:  80% 20%



● Molecule 2: TnrA peptide

Chain 1:  67% 27% 7%



● Molecule 2: TnrA peptide

Chain 2:  73% 27%



4 Data and refinement statistics i

Property	Value	Source
Space group	P 3	Depositor
Cell constants a, b, c, α , β , γ	295.80Å 295.80Å 103.60Å 90.00° 90.00° 120.00°	Depositor
Resolution (Å)	147.90 – 3.50 147.90 – 3.50	Depositor EDS
% Data completeness (in resolution range)	(Not available) (147.90-3.50) 95.8 (147.90-3.50)	Depositor EDS
R_{merge}	(Not available)	Depositor
R_{sym}	(Not available)	Depositor
$\langle I/\sigma(I) \rangle$ ¹	2.29 (at 3.49Å)	Xtrriage
Refinement program	CNS	Depositor
R, R_{free}	0.243 , 0.284 0.258 , 0.289	Depositor DCC
R_{free} test set	14819 reflections (12.09%)	wwPDB-VP
Wilson B-factor (Å ²)	57.1	Xtrriage
Anisotropy	0.227	Xtrriage
Bulk solvent k_{sol} (e/Å ³), B_{sol} (Å ²)	0.34 , 18.2	EDS
L-test for twinning ²	$\langle L \rangle = 0.40$, $\langle L^2 \rangle = 0.22$	Xtrriage
Estimated twinning fraction	0.380 for -h,-k,l 0.387 for h,-h-k,-l 0.387 for -k,-h,-l	Xtrriage
F_o, F_c correlation	0.91	EDS
Total number of atoms	51555	wwPDB-VP
Average B, all atoms (Å ²)	57.0	wwPDB-VP

Xtrriage's analysis on translational NCS is as follows: *The largest off-origin peak in the Patterson function is 2.20% of the height of the origin peak. No significant pseudotranslation is detected.*

¹Intensities estimated from amplitudes.

²Theoretical values of $\langle |L| \rangle$, $\langle L^2 \rangle$ for acentric reflections are 0.5, 0.333 respectively for untwinned datasets, and 0.375, 0.2 for perfectly twinned datasets.

5 Model quality i

5.1 Standard geometry i

Bond lengths and bond angles in the following residue types are not validated in this section: MG

The Z score for a bond length (or angle) is the number of standard deviations the observed value is removed from the expected value. A bond length (or angle) with $|Z| > 5$ is considered an outlier worth inspection. RMSZ is the root-mean-square of all Z scores of the bond lengths (or angles).

Mol	Chain	Bond lengths		Bond angles	
		RMSZ	# Z >5	RMSZ	# Z >5
1	A	0.59	0/3618	0.97	9/4895 (0.2%)
1	B	0.58	0/3618	0.98	6/4895 (0.1%)
1	C	0.56	0/3618	0.94	4/4895 (0.1%)
1	D	0.59	0/3647	0.97	4/4933 (0.1%)
1	E	0.58	1/3618 (0.0%)	0.91	5/4895 (0.1%)
1	F	0.58	0/3618	0.91	3/4895 (0.1%)
1	G	0.56	0/3618	0.94	8/4895 (0.2%)
1	H	0.56	1/3618 (0.0%)	0.92	3/4895 (0.1%)
1	I	0.57	0/3618	0.95	6/4895 (0.1%)
1	J	0.55	0/3618	0.96	9/4895 (0.2%)
1	K	0.53	0/3618	0.91	5/4895 (0.1%)
1	L	0.57	1/3618 (0.0%)	0.94	5/4895 (0.1%)
1	M	0.60	1/3618 (0.0%)	0.99	15/4895 (0.3%)
1	N	0.59	0/3618	0.98	6/4895 (0.1%)
2	1	0.63	0/134	1.37	3/175 (1.7%)
2	2	0.67	0/135	1.07	1/175 (0.6%)
2	O	0.55	0/135	0.84	0/175
2	P	0.55	0/135	1.01	0/175
2	Q	0.72	0/135	1.09	0/175
2	R	0.68	0/135	1.27	1/175 (0.6%)
2	S	0.72	0/135	1.15	1/175 (0.6%)
2	T	0.60	0/135	1.12	1/175 (0.6%)
2	U	0.61	0/135	1.19	1/175 (0.6%)
2	V	1.06	1/135 (0.7%)	1.32	2/175 (1.1%)
2	W	0.81	0/135	1.39	3/175 (1.7%)
2	X	0.63	0/135	1.19	1/175 (0.6%)
2	Y	0.89	0/135	1.27	1/175 (0.6%)
2	Z	0.75	0/135	1.06	1/175 (0.6%)
All	All	0.58	5/52570 (0.0%)	0.96	104/71018 (0.1%)

Chiral center outliers are detected by calculating the chiral volume of a chiral center and verifying if

the center is modelled as a planar moiety or with the opposite hand. A planarity outlier is detected by checking planarity of atoms in a peptide group, atoms in a mainchain group or atoms of a sidechain that are expected to be planar.

Mol	Chain	#Chirality outliers	#Planarity outliers
1	A	0	3
1	B	0	1
1	D	0	1
1	F	0	1
1	J	0	1
All	All	0	7

All (5) bond length outliers are listed below:

Mol	Chain	Res	Type	Atoms	Z	Observed(Å)	Ideal(Å)
1	E	408	ALA	CA-CB	8.77	1.70	1.52
2	V	760	ARG	C-O	8.06	1.38	1.23
1	H	208	CYS	CB-SG	-5.99	1.72	1.81
1	M	435	TRP	CB-CG	-5.13	1.41	1.50
1	L	201	TYR	CB-CG	-5.10	1.44	1.51

All (104) bond angle outliers are listed below:

Mol	Chain	Res	Type	Atoms	Z	Observed(°)	Ideal(°)
2	V	747	MET	N-CA-C	-10.28	83.24	111.00
1	J	331	ARG	NE-CZ-NH1	9.93	125.27	120.30
1	J	331	ARG	NE-CZ-NH2	-9.24	115.68	120.30
2	W	747	MET	N-CA-C	-7.96	89.52	111.00
2	1	747	MET	N-CA-C	-7.57	90.55	111.00
1	J	87	GLY	N-CA-C	-7.34	94.75	113.10
1	L	330	THR	N-CA-C	-7.10	91.83	111.00
1	A	170	ARG	NE-CZ-NH2	-7.08	116.76	120.30
1	J	112	LEU	N-CA-C	-7.04	92.00	111.00
1	M	330	THR	N-CA-C	-6.95	92.23	111.00
1	I	383	ASN	N-CA-C	6.85	129.49	111.00
2	1	751	GLN	N-CA-C	-6.84	92.54	111.00
1	M	327	GLY	N-CA-C	-6.76	96.19	113.10
2	2	747	MET	N-CA-C	-6.75	92.77	111.00
1	K	381	MET	C-N-CA	-6.69	104.97	121.70
1	B	70	LEU	CA-CB-CG	6.67	130.64	115.30
1	J	331	ARG	CG-CD-NE	-6.60	97.94	111.80
1	G	216	LEU	CA-CB-CG	6.58	130.44	115.30
1	H	371	ASN	N-CA-C	6.53	128.63	111.00
1	L	67	ASP	CB-CA-C	-6.46	97.48	110.40

Continued on next page...

Continued from previous page...

Mol	Chain	Res	Type	Atoms	Z	Observed(°)	Ideal(°)
1	I	127	PHE	N-CA-C	-6.41	93.71	111.00
1	E	129	LEU	CA-CB-CG	6.40	130.02	115.30
1	A	128	ASN	N-CA-C	6.34	128.11	111.00
1	C	127	PHE	N-CA-C	-6.34	93.89	111.00
2	R	747	MET	N-CA-C	-6.24	94.15	111.00
1	M	109	ARG	NE-CZ-NH1	6.24	123.42	120.30
1	N	200	LYS	N-CA-C	6.20	127.73	111.00
1	C	356	ASP	N-CA-C	-6.18	94.32	111.00
1	E	409	LEU	CA-CB-CG	-6.15	101.16	115.30
1	K	42	LEU	CA-CB-CG	6.14	129.42	115.30
1	A	227	LEU	CA-CB-CG	6.08	129.29	115.30
1	A	35	VAL	N-CA-C	-6.04	94.69	111.00
2	T	760	ARG	N-CA-C	-6.03	94.73	111.00
2	1	757	TYR	CA-CB-CG	5.99	124.78	113.40
1	F	162	THR	N-CA-C	5.99	127.17	111.00
1	I	130	GLY	N-CA-C	-5.98	98.15	113.10
1	A	65	GLU	N-CA-C	-5.95	94.95	111.00
1	A	84	ALA	N-CA-C	-5.93	94.98	111.00
1	D	127	PHE	N-CA-C	-5.91	95.06	111.00
1	F	291	PRO	N-CA-C	5.89	127.42	112.10
1	M	153	LYS	N-CA-C	-5.86	95.17	111.00
1	F	314	GLN	N-CA-C	-5.84	95.23	111.00
1	M	331	ARG	NE-CZ-NH2	-5.81	117.39	120.30
1	N	160	ALA	N-CA-C	5.80	126.67	111.00
1	M	160	ALA	N-CA-C	5.76	126.54	111.00
1	B	65	GLU	N-CA-C	-5.70	95.62	111.00
1	A	365	PRO	N-CA-C	-5.69	97.30	112.10
1	D	31	THR	N-CA-C	-5.68	95.66	111.00
2	X	747	MET	N-CA-C	-5.64	95.77	111.00
1	G	158	ASP	N-CA-C	5.63	126.19	111.00
1	M	35	VAL	N-CA-C	-5.61	95.86	111.00
1	K	335	ARG	NE-CZ-NH2	-5.59	117.51	120.30
1	H	25	PHE	N-CA-C	-5.58	95.93	111.00
1	M	66	SER	N-CA-C	-5.58	95.95	111.00
1	N	130	GLY	N-CA-C	-5.53	99.27	113.10
1	K	100	ASP	N-CA-C	5.53	125.92	111.00
2	W	757	TYR	CB-CA-C	-5.50	99.39	110.40
1	L	200	LYS	N-CA-C	5.50	125.84	111.00
1	M	239	VAL	N-CA-C	-5.50	96.16	111.00
1	L	201	TYR	N-CA-C	5.48	125.79	111.00
1	E	291	PRO	N-CA-C	5.47	126.33	112.10
1	N	144	GLY	N-CA-C	5.46	126.76	113.10

Continued on next page...

Continued from previous page...

Mol	Chain	Res	Type	Atoms	Z	Observed(°)	Ideal(°)
2	W	757	TYR	CB-CG-CD1	-5.46	117.72	121.00
1	C	121	ASP	N-CA-C	-5.45	96.28	111.00
2	S	757	TYR	CA-CB-CG	5.45	123.75	113.40
1	B	269	GLU	N-CA-C	-5.44	96.31	111.00
1	A	163	ASP	CB-CG-OD1	-5.42	113.42	118.30
1	E	106	GLY	N-CA-C	5.42	126.66	113.10
1	E	94	CYS	N-CA-C	5.40	125.59	111.00
2	Z	747	MET	N-CA-C	-5.38	96.47	111.00
1	G	160	ALA	N-CA-C	5.38	125.53	111.00
1	L	325	SER	N-CA-C	5.37	125.50	111.00
1	G	237	PHE	N-CA-C	-5.35	96.56	111.00
1	N	74	LEU	CA-CB-CG	5.32	127.53	115.30
1	J	331	ARG	CA-CB-CG	-5.30	101.73	113.40
1	G	86	LYS	N-CA-C	-5.30	96.69	111.00
1	M	267	LEU	CA-CB-CG	5.26	127.40	115.30
1	B	388	LEU	N-CA-C	-5.25	96.82	111.00
2	Y	757	TYR	CB-CA-C	-5.23	99.94	110.40
2	V	760	ARG	N-CA-C	5.22	125.08	111.00
1	G	372	ILE	N-CA-C	5.21	125.07	111.00
1	M	101	GLY	N-CA-C	5.21	126.12	113.10
1	B	267	LEU	N-CA-C	-5.19	96.97	111.00
1	M	284	SER	N-CA-C	5.19	125.02	111.00
1	M	93	ILE	N-CA-C	-5.19	96.99	111.00
2	U	757	TYR	CA-CB-CG	5.19	123.25	113.40
1	J	328	ILE	CB-CA-C	-5.18	101.24	111.60
1	B	335	ARG	NE-CZ-NH1	5.17	122.89	120.30
1	I	330	THR	N-CA-C	-5.17	97.05	111.00
1	J	130	GLY	N-CA-C	-5.16	100.19	113.10
1	K	127	PHE	N-CA-C	-5.15	97.08	111.00
1	H	151	ASN	N-CA-C	5.15	124.91	111.00
1	D	0	HIS	CB-CA-C	5.14	120.69	110.40
1	J	200	LYS	N-CA-C	5.14	124.88	111.00
1	I	151	ASN	N-CA-C	5.13	124.86	111.00
1	N	299	LEU	CA-CB-CG	5.12	127.08	115.30
1	A	70	LEU	CA-CB-CG	5.12	127.07	115.30
1	D	335	ARG	NE-CZ-NH2	-5.11	117.75	120.30
1	I	250	LEU	CA-CB-CG	5.11	127.05	115.30
1	C	227	LEU	CA-CB-CG	5.10	127.03	115.30
1	G	70	LEU	CA-CB-CG	5.07	126.97	115.30
1	M	229	ALA	N-CA-C	-5.05	97.36	111.00
1	G	362	LEU	CA-CB-CG	5.04	126.89	115.30
1	M	334	VAL	N-CA-C	-5.00	97.49	111.00

There are no chirality outliers.

All (7) planarity outliers are listed below:

Mol	Chain	Res	Type	Group
1	A	201	TYR	Sidechain
1	A	296	TYR	Sidechain
1	A	4	TYR	Sidechain
1	B	303	TYR	Sidechain
1	D	296	TYR	Sidechain
1	F	4	TYR	Sidechain
1	J	97	TYR	Sidechain

5.2 Too-close contacts [i](#)

In the following table, the Non-H and H(model) columns list the number of non-hydrogen atoms and hydrogen atoms in the chain respectively. The H(added) column lists the number of hydrogen atoms added and optimized by MolProbity. The Clashes column lists the number of clashes within the asymmetric unit, whereas Symm-Clashes lists symmetry-related clashes.

Mol	Chain	Non-H	H(model)	H(added)	Clashes	Symm-Clashes
1	A	3535	0	3466	464	0
1	B	3535	0	3466	483	0
1	C	3535	0	3466	473	0
1	D	3563	0	3493	527	0
1	E	3535	0	3466	567	0
1	F	3535	0	3466	506	0
1	G	3535	0	3466	526	0
1	H	3535	0	3466	484	0
1	I	3535	0	3466	444	0
1	J	3535	0	3466	445	0
1	K	3535	0	3466	479	0
1	L	3535	0	3466	521	0
1	M	3535	0	3466	494	0
1	N	3535	0	3466	525	0
2	1	132	0	130	51	0
2	2	133	0	130	49	0
2	O	133	0	130	45	0
2	P	133	0	130	46	0
2	Q	133	0	130	49	0
2	R	133	0	130	36	0
2	S	133	0	130	55	0
2	T	133	0	130	56	0
2	U	133	0	130	46	0

Continued on next page...

Continued from previous page...

Mol	Chain	Non-H	H(model)	H(added)	Clashes	Symm-Clashes
2	V	133	0	130	47	0
2	W	133	0	130	73	0
2	X	133	0	130	41	0
2	Y	133	0	130	60	0
2	Z	133	0	130	65	0
3	A	9	0	7	5	0
3	B	9	0	7	6	0
3	C	10	0	7	3	0
3	D	9	0	7	3	0
3	E	9	0	7	2	0
3	F	9	0	7	5	0
3	G	9	0	7	2	0
3	H	9	0	7	1	0
3	I	9	0	7	2	0
3	J	9	0	7	3	0
3	K	9	0	7	0	0
3	L	10	0	7	4	0
3	M	10	0	7	0	0
3	N	9	0	7	1	0
4	A	4	0	0	0	0
4	B	3	0	0	0	0
4	C	7	0	0	0	0
4	D	8	0	0	0	0
4	E	2	0	0	0	0
4	F	3	0	0	0	0
4	G	1	0	0	0	0
4	H	3	0	0	0	0
4	I	2	0	0	0	0
4	J	3	0	0	0	0
4	K	3	0	0	0	0
4	L	3	0	0	0	0
4	M	3	0	0	0	0
4	N	2	0	0	0	0
All	All	51555	0	50469	6970	0

The all-atom clashscore is defined as the number of clashes found per 1000 atoms (including hydrogen atoms). The all-atom clashscore for this structure is 68.

All (6970) close contacts within the same asymmetric unit are listed below, sorted by their clash magnitude.

Atom-1	Atom-2	Interatomic distance (Å)	Clash overlap (Å)
1:A:163:ASP:HA	1:A:170:ARG:NH2	1.36	1.38
2:W:758:LYS:HD2	2:W:758:LYS:O	1.23	1.26
1:C:113:LYS:HA	1:C:116:LEU:HD12	1.22	1.19
1:A:163:ASP:CA	1:A:170:ARG:HH22	1.56	1.18
1:M:329:SER:O	1:M:331:ARG:HD3	1.42	1.15
1:D:113:LYS:HA	1:D:116:LEU:HD12	1.24	1.15
1:J:239:VAL:HA	2:2:757:TYR:OH	1.45	1.14
1:M:310:ALA:HB1	1:M:368:ILE:HG13	1.18	1.14
2:1:751:GLN:HB3	2:1:755:PHE:HE1	1.11	1.14
1:B:85:GLU:O	1:B:86:LYS:HB2	1.39	1.14
1:F:127:PHE:HE2	1:F:351:LEU:HB2	1.09	1.14
1:G:372:ILE:H	1:G:372:ILE:HD13	0.99	1.14
1:N:119:MET:HE1	1:N:127:PHE:HB2	1.31	1.12
1:C:150:LEU:HD22	1:C:193:GLY:HA3	1.32	1.12
1:M:164:LEU:O	1:M:168:CYS:HB2	1.47	1.12
1:M:414:PHE:CZ	1:M:418:ILE:HD11	1.84	1.12
1:C:161:PRO:HD2	1:C:166:GLU:HG2	1.32	1.12
1:J:37:ILE:HD12	1:J:41:GLN:HB2	1.31	1.12
1:B:60:PHE:CD2	2:W:758:LYS:HG2	1.85	1.11
1:E:323:PRO:HB3	1:E:331:ARG:NH1	1.63	1.11
1:D:60:PHE:HB3	2:Y:758:LYS:HG3	1.27	1.11
1:K:13:VAL:HG13	1:K:18:VAL:HB	1.17	1.10
1:N:98:ASN:HB2	1:N:102:THR:HB	1.29	1.10
1:G:24:GLN:HG3	1:G:32:ILE:HD11	1.33	1.10
1:B:5:THR:O	1:B:8:ASP:HB2	1.50	1.09
1:M:44:LYS:HG3	1:M:49:LYS:HB2	1.33	1.09
1:F:328:ILE:H	1:F:328:ILE:HD13	1.13	1.09
1:A:82:TRP:HE1	1:A:221:ILE:CD1	1.67	1.08
1:G:84:ALA:HB2	1:G:88:LYS:HE3	1.12	1.07
1:J:63:ILE:HG22	1:J:64:GLU:HG2	1.29	1.07
2:U:746:LYS:N	2:U:749:GLU:HB2	1.68	1.07
1:A:189:GLU:HG3	1:A:190:VAL:H	1.18	1.07
1:G:84:ALA:CB	1:G:88:LYS:HE3	1.83	1.07
1:A:163:ASP:HB3	1:G:83:THR:HG22	1.37	1.06
1:B:302:GLY:O	2:Z:753:ALA:HB2	1.54	1.06
1:I:112:LEU:HD22	1:I:116:LEU:HD11	1.11	1.06
1:K:131:PRO:HB2	1:K:199:PHE:HE1	1.17	1.06
2:P:748:LEU:O	2:P:752:ASN:HB2	1.53	1.06
1:H:127:PHE:CE2	1:H:351:LEU:HB2	1.91	1.06
1:B:427:MET:HE1	2:W:759:ASN:HB3	1.32	1.05
1:E:208:CYS:HA	1:E:211:ILE:HG12	1.39	1.05
1:A:82:TRP:HE1	1:A:221:ILE:HD11	1.22	1.05

Continued on next page...

Continued from previous page...

Atom-1	Atom-2	Interatomic distance (Å)	Clash overlap (Å)
1:A:392:LEU:O	1:A:396:LEU:HG	1.54	1.05
1:L:163:ASP:O	1:L:167:ASN:HB2	1.54	1.05
1:G:239:VAL:HG12	2:T:757:TYR:HE2	1.17	1.05
1:A:163:ASP:CA	1:A:170:ARG:NH2	2.17	1.04
1:B:304:GLU:OE2	3:B:501:GLN:HG2	1.57	1.04
1:M:85:GLU:HG3	1:M:85:GLU:O	1.57	1.04
1:E:13:VAL:HG13	1:E:18:VAL:HB	1.32	1.04
1:A:161:PRO:O	1:A:167:ASN:ND2	1.91	1.04
1:D:38:PRO:HG2	1:H:183:ILE:HD13	1.40	1.04
1:F:127:PHE:CE2	1:F:351:LEU:HB2	1.93	1.03
1:H:357:GLY:HA2	1:H:362:LEU:HD13	1.40	1.03
1:A:286:THR:HG21	1:A:389:PRO:HG2	1.39	1.03
1:D:239:VAL:HA	2:X:757:TYR:OH	1.59	1.02
1:G:297:LYS:HE3	1:I:436:GLU:OE2	1.60	1.02
1:G:239:VAL:HG12	2:T:757:TYR:CE2	1.94	1.02
2:S:749:GLU:O	2:S:752:ASN:HB3	1.58	1.02
1:L:128:ASN:HA	1:L:202:ALA:O	1.60	1.02
1:G:5:THR:HG22	1:G:8:ASP:OD2	1.58	1.01
1:H:24:GLN:HG2	1:H:32:ILE:HD11	1.42	1.01
1:M:368:ILE:HD12	1:M:385:ILE:HD11	1.39	1.01
1:A:163:ASP:HB3	1:G:83:THR:CG2	1.91	1.01
1:B:9:ILE:HD11	1:B:74:LEU:HD12	1.43	1.01
1:B:127:PHE:CE2	1:B:351:LEU:HB2	1.96	1.00
1:E:140:LEU:HD12	1:E:226:GLY:C	1.82	1.00
1:A:311:TRP:CZ2	1:A:367:PRO:HD3	1.97	1.00
1:E:310:ALA:HB1	1:E:368:ILE:HD11	1.41	1.00
1:D:404:VAL:O	1:D:408:ALA:HB2	1.61	1.00
1:I:6:ARG:HG2	1:I:10:GLU:OE1	1.61	1.00
1:M:48:ASN:OD1	1:M:71:TYR:HA	1.61	1.00
1:M:373:TYR:CD2	2:U:746:LYS:HB3	1.97	0.99
1:E:323:PRO:HB3	1:E:331:ARG:HH11	1.21	0.99
1:E:378:GLU:O	1:E:382:GLU:HG3	1.63	0.99
1:K:127:PHE:CZ	1:K:248:LEU:HD22	1.98	0.99
1:E:240:ASN:ND2	1:E:303:TYR:HB3	1.75	0.99
1:M:373:TYR:HD2	2:U:746:LYS:HB3	1.25	0.99
1:B:129:LEU:HG	1:B:347:LEU:HD21	1.43	0.98
1:F:399:PHE:HZ	1:F:409:LEU:HD11	1.25	0.98
1:B:60:PHE:CD2	2:W:758:LYS:CG	2.46	0.98
1:I:357:GLY:HA2	1:I:362:LEU:HD22	1.45	0.98
1:A:140:LEU:HD12	1:A:226:GLY:C	1.85	0.98
1:F:319:LEU:HD12	1:F:388:LEU:HD11	1.42	0.98

Continued on next page...

Continued from previous page...

Atom-1	Atom-2	Interatomic distance (Å)	Clash overlap (Å)
1:N:370:ARG:C	1:N:371:ASN:HD22	1.66	0.98
1:G:199:PHE:H	1:G:199:PHE:HD1	1.02	0.98
1:I:131:PRO:HG2	1:I:211:ILE:HD11	1.46	0.98
1:N:63:ILE:HD11	2:Z:751:GLN:HE21	1.29	0.97
1:E:323:PRO:HD2	1:E:331:ARG:O	1.63	0.97
1:G:176:LEU:O	1:G:181:PHE:HB2	1.63	0.97
1:G:19:LYS:HA	1:G:39:VAL:HG12	1.46	0.97
1:N:181:PHE:HB3	1:N:183:ILE:CD1	1.94	0.97
1:A:402:ASN:OD1	1:A:404:VAL:HG12	1.63	0.97
1:F:162:THR:HG23	1:F:170:ARG:HH22	1.24	0.97
1:N:295:SER:OG	1:N:338:ASP:OD1	1.80	0.97
1:B:60:PHE:HD2	2:W:758:LYS:HG2	1.30	0.97
1:N:372:ILE:HD12	1:N:373:TYR:N	1.80	0.96
1:A:162:THR:HG22	1:A:163:ASP:N	1.80	0.96
1:C:372:ILE:HA	1:C:375:MET:SD	2.05	0.96
1:H:164:LEU:CD2	1:H:165:GLY:H	1.78	0.96
1:G:3:LYS:HE3	1:G:4:TYR:CE1	2.00	0.96
1:M:19:LYS:HG3	1:M:86:LYS:O	1.65	0.96
2:W:748:LEU:O	2:W:752:ASN:HB2	1.64	0.96
1:G:357:GLY:HA2	1:G:362:LEU:HD22	1.45	0.96
2:O:748:LEU:O	2:O:752:ASN:HB2	1.65	0.96
1:M:28:ILE:HD11	1:M:417:PHE:HB2	1.43	0.96
1:M:139:LYS:HD2	1:M:149:GLU:HG2	1.44	0.96
2:1:751:GLN:HB3	2:1:755:PHE:CE1	2.01	0.96
1:D:275:ILE:O	1:D:279:VAL:HG23	1.65	0.96
1:E:329:SER:O	1:E:331:ARG:HD2	1.66	0.96
1:D:38:PRO:HG2	1:H:183:ILE:CD1	1.95	0.96
2:Q:751:GLN:HG3	2:Q:755:PHE:HE1	1.31	0.95
1:L:232:MET:HE3	1:M:440:TYR:HB2	1.48	0.95
2:V:748:LEU:O	2:V:752:ASN:HB2	1.66	0.95
1:K:97:TYR:CE2	1:K:103:PRO:HB3	2.02	0.95
1:N:402:ASN:OD1	1:N:404:VAL:HG13	1.65	0.95
1:E:357:GLY:HA2	1:E:362:LEU:HD13	1.47	0.95
1:A:129:LEU:HD22	1:A:131:PRO:HG3	1.48	0.95
1:N:45:ALA:HA	1:N:50:VAL:HG23	1.46	0.95
1:G:323:PRO:HB2	1:G:331:ARG:HH22	1.32	0.95
1:I:127:PHE:CE2	1:I:351:LEU:HB2	2.01	0.95
1:B:275:ILE:O	1:B:279:VAL:HG23	1.65	0.95
1:H:371:ASN:OD1	1:H:373:TYR:HB2	1.67	0.95
1:N:277:GLY:O	1:N:353:ALA:HB1	1.67	0.95
1:C:60:PHE:HB3	2:Q:758:LYS:HG3	1.47	0.94

Continued on next page...

Continued from previous page...

Atom-1	Atom-2	Interatomic distance (Å)	Clash overlap (Å)
1:L:372:ILE:HD13	1:L:372:ILE:H	1.32	0.94
1:N:62:ARG:HG3	2:Z:754:HIS:CE1	2.03	0.94
2:Z:753:ALA:O	2:Z:757:TYR:CE1	2.20	0.94
2:R:751:GLN:HA	2:R:751:GLN:HE21	1.28	0.94
1:C:377:LYS:HA	1:C:380:ARG:CZ	1.98	0.94
1:D:245:HIS:CE1	1:D:335:ARG:HD2	2.03	0.94
1:I:404:VAL:O	1:I:407:LYS:HB2	1.64	0.94
1:L:301:PRO:HB2	2:S:746:LYS:HB3	1.50	0.94
1:J:54:GLY:HA3	1:J:68:MET:CE	1.97	0.94
1:N:13:VAL:HG13	1:N:18:VAL:HB	1.47	0.94
1:A:129:LEU:HD12	1:A:347:LEU:HD21	1.49	0.94
1:H:177:GLU:OE1	1:H:183:ILE:HD11	1.68	0.94
1:K:285:PHE:HB3	1:K:405:MET:SD	2.08	0.94
1:N:96:ILE:HG21	1:N:104:PHE:HD2	1.31	0.94
1:A:129:LEU:CD1	1:A:347:LEU:HD21	1.98	0.94
1:J:60:PHE:HB3	2:U:758:LYS:HG3	1.50	0.94
1:L:162:THR:O	1:L:164:LEU:N	1.99	0.94
2:O:753:ALA:HA	2:O:756:ARG:CD	1.96	0.93
1:D:107:ASP:HB3	1:D:110:ASN:HB2	1.48	0.93
1:G:83:THR:HG21	1:G:89:VAL:HB	1.49	0.93
2:S:751:GLN:O	2:S:755:PHE:HD1	1.50	0.93
1:J:244:MET:HB2	1:J:339:PRO:HD3	1.46	0.93
1:A:265:LEU:O	1:A:326:ARG:NH1	2.00	0.93
1:G:237:PHE:HB2	1:I:432:VAL:HG23	1.49	0.93
1:H:253:ASN:HB2	1:H:255:VAL:HG23	1.47	0.93
1:K:302:GLY:C	2:1:750:GLY:HA3	1.89	0.93
1:M:285:PHE:HB3	1:M:405:MET:SD	2.09	0.93
1:A:241:GLY:O	3:A:501:GLN:N	2.01	0.93
1:E:323:PRO:CB	1:E:331:ARG:HH11	1.81	0.93
1:F:162:THR:HG23	1:F:170:ARG:NH2	1.83	0.93
1:G:84:ALA:HA	1:G:87:GLY:O	1.67	0.93
1:G:418:ILE:O	1:G:422:GLU:HG3	1.68	0.93
1:J:61:VAL:HG11	1:J:420:ALA:HB2	1.50	0.93
1:D:304:GLU:O	1:D:317:SER:HB2	1.69	0.93
1:F:13:VAL:HG13	1:F:18:VAL:HB	1.49	0.93
1:K:309:VAL:HG23	1:K:386:VAL:O	1.69	0.93
1:N:9:ILE:HG13	1:N:74:LEU:HD12	1.50	0.92
2:T:748:LEU:O	2:T:752:ASN:HB2	1.66	0.92
2:V:751:GLN:O	2:V:755:PHE:HD2	1.51	0.92
1:A:85:GLU:HA	1:A:85:GLU:OE1	1.68	0.92
1:B:399:PHE:HZ	1:B:409:LEU:HD12	1.33	0.92

Continued on next page...

Continued from previous page...

Atom-1	Atom-2	Interatomic distance (Å)	Clash overlap (Å)
1:E:236:LEU:HB2	1:E:239:VAL:HG11	1.52	0.92
1:N:239:VAL:HA	2:V:757:TYR:OH	1.68	0.92
1:D:86:LYS:HB2	1:D:86:LYS:HZ3	1.34	0.92
2:X:752:ASN:HA	2:X:755:PHE:CD2	2.04	0.92
1:G:57:ILE:HD11	1:G:96:ILE:HD13	1.51	0.92
1:G:372:ILE:H	1:G:372:ILE:CD1	1.71	0.92
1:C:164:LEU:O	1:C:168:CYS:HB2	1.69	0.91
1:E:48:ASN:HB3	1:E:71:TYR:CE1	2.04	0.91
1:I:418:ILE:HG22	1:I:422:GLU:CD	1.90	0.91
1:L:163:ASP:O	1:L:167:ASN:N	2.04	0.91
1:B:322:ILE:HD11	1:B:332:VAL:HG12	1.52	0.91
1:E:281:HIS:CE1	1:E:404:VAL:HG11	2.06	0.91
1:E:368:ILE:HD12	1:E:368:ILE:H	1.32	0.91
1:G:372:ILE:HD13	1:G:372:ILE:N	1.85	0.91
2:U:747:MET:O	2:U:751:GLN:HB2	1.70	0.91
1:F:129:LEU:HD12	1:F:347:LEU:HD11	1.52	0.91
1:G:320:ILE:HG22	1:G:321:ARG:H	1.34	0.91
1:C:300:VAL:HG22	1:C:301:PRO:HD2	1.52	0.91
1:M:163:ASP:HA	1:M:166:GLU:HB3	1.53	0.91
1:N:321:ARG:O	1:N:323:PRO:HD3	1.70	0.91
2:W:758:LYS:O	2:W:758:LYS:CD	2.17	0.91
1:A:253:ASN:O	1:A:255:VAL:HG23	1.70	0.91
2:W:758:LYS:HD2	2:W:758:LYS:C	1.82	0.91
1:D:329:SER:O	1:D:331:ARG:HG2	1.70	0.90
1:F:182:GLU:HB3	1:F:200:LYS:HD2	1.53	0.90
1:G:84:ALA:HB2	1:G:88:LYS:CE	2.00	0.90
1:N:267:LEU:O	1:N:268:SER:O	1.85	0.90
1:K:97:TYR:CD2	1:K:103:PRO:HA	2.06	0.90
1:C:157:PHE:O	1:E:33:LYS:HB3	1.70	0.90
1:K:131:PRO:HB2	1:K:199:PHE:CE1	2.07	0.90
1:B:275:ILE:HG12	1:B:332:VAL:HG11	1.53	0.90
1:K:44:LYS:HD2	1:K:50:VAL:HG22	1.53	0.90
1:B:300:VAL:HG12	1:B:301:PRO:HD2	1.52	0.90
1:E:105:GLU:HG3	1:E:106:GLY:N	1.86	0.90
1:A:316:ARG:HD2	2:P:747:MET:HG3	1.51	0.90
1:C:240:ASN:OD1	1:C:303:TYR:HB3	1.71	0.90
1:E:127:PHE:CE2	1:E:351:LEU:HB2	2.06	0.90
1:F:313:ALA:O	1:F:314:GLN:HB2	1.71	0.90
1:I:112:LEU:HD22	1:I:116:LEU:CD1	2.00	0.90
1:M:9:ILE:HD11	1:M:74:LEU:HD12	1.52	0.90
1:M:98:ASN:ND2	1:M:104:PHE:HA	1.85	0.90

Continued on next page...

Continued from previous page...

Atom-1	Atom-2	Interatomic distance (Å)	Clash overlap (Å)
1:G:170:ARG:NH1	1:M:22:ARG:HH21	1.69	0.90
1:J:62:ARG:HB2	2:U:754:HIS:HE1	1.35	0.90
1:A:145:GLU:OE1	1:A:146:PRO:HD2	1.70	0.90
1:N:96:ILE:HG22	1:N:104:PHE:HB2	1.54	0.90
1:F:138:PHE:O	1:F:227:LEU:HB3	1.72	0.89
1:F:328:ILE:HD13	1:F:328:ILE:N	1.86	0.89
1:M:129:LEU:O	1:M:201:TYR:HA	1.72	0.89
1:E:406:VAL:HG22	1:E:414:PHE:CE1	2.07	0.89
1:L:232:MET:CE	1:M:440:TYR:HB2	2.03	0.89
1:E:163:ASP:O	1:E:167:ASN:HB2	1.73	0.89
1:G:323:PRO:CB	1:G:331:ARG:HH22	1.85	0.89
1:H:128:ASN:O	1:H:248:LEU:HA	1.72	0.89
1:L:58:GLU:O	1:L:61:VAL:HG22	1.71	0.89
1:B:96:ILE:HD12	1:B:107:ASP:HB2	1.53	0.89
1:B:160:ALA:O	1:B:166:GLU:HG2	1.71	0.89
1:C:418:ILE:O	1:C:422:GLU:HG3	1.71	0.89
1:K:208:CYS:HA	1:K:211:ILE:HD12	1.54	0.89
1:L:183:ILE:HD13	1:L:183:ILE:H	1.36	0.89
1:B:85:GLU:O	1:B:86:LYS:CB	2.20	0.89
1:C:219:LYS:HA	1:C:229:ALA:HB3	1.53	0.89
1:N:45:ALA:HA	1:N:50:VAL:CG2	2.03	0.89
2:X:748:LEU:O	2:X:752:ASN:HB2	1.70	0.89
1:A:52:PHE:CE1	1:A:70:LEU:HD13	2.06	0.89
1:C:403:GLU:OE2	1:C:407:LYS:HE3	1.73	0.89
1:G:63:ILE:HG22	1:G:64:GLU:HG3	1.53	0.89
1:H:6:ARG:HG2	1:H:10:GLU:OE1	1.72	0.89
1:I:113:LYS:HA	1:I:116:LEU:HD12	1.54	0.89
1:A:145:GLU:OE1	1:A:145:GLU:HA	1.72	0.89
1:E:293:VAL:HG11	1:E:428:PHE:CD2	2.07	0.89
1:E:308:TYR:HB2	1:E:372:ILE:CD1	2.02	0.89
1:H:77:PHE:O	1:H:78:VAL:HG23	1.72	0.89
1:H:86:LYS:HD2	1:J:174:LEU:HD23	1.51	0.89
1:H:183:ILE:H	1:H:183:ILE:HD12	1.36	0.89
1:N:5:THR:HG22	1:N:8:ASP:OD2	1.72	0.89
1:A:162:THR:CG2	1:A:163:ASP:H	1.85	0.89
1:A:206:ARG:HG2	1:A:206:ARG:HH11	1.37	0.89
1:N:239:VAL:HA	2:V:757:TYR:HH	1.37	0.89
1:A:399:PHE:HZ	1:A:409:LEU:HD12	1.36	0.89
1:G:383:ASN:HD22	1:G:383:ASN:N	1.69	0.89
1:E:12:LEU:O	1:E:16:GLU:HB2	1.72	0.89
1:C:243:GLY:CA	1:C:298:ARG:HH12	1.85	0.88

Continued on next page...

Continued from previous page...

Atom-1	Atom-2	Interatomic distance (Å)	Clash overlap (Å)
1:L:61:VAL:HG11	1:L:420:ALA:HB2	1.54	0.88
1:D:269:GLU:OE1	1:D:272:LYS:HE2	1.74	0.88
1:I:24:GLN:OE1	1:I:32:ILE:HD11	1.74	0.88
2:R:747:MET:O	2:R:751:GLN:N	2.05	0.88
1:F:328:ILE:H	1:F:328:ILE:CD1	1.85	0.88
1:G:302:GLY:HA3	2:T:750:GLY:CA	2.04	0.88
1:L:163:ASP:O	1:L:167:ASN:CB	2.21	0.88
1:N:28:ILE:HD11	1:N:417:PHE:HD1	1.39	0.88
2:Z:747:MET:O	2:Z:751:GLN:N	2.06	0.88
1:B:285:PHE:HB3	1:B:405:MET:SD	2.14	0.88
1:F:106:GLY:O	1:F:413:LEU:HD21	1.74	0.88
1:J:160:ALA:HB2	1:J:169:ARG:HH22	1.37	0.88
1:K:260:ASP:HB2	1:K:268:SER:HB2	1.56	0.88
1:M:52:PHE:CE1	1:M:70:LEU:HD13	2.08	0.88
1:H:403:GLU:O	1:H:407:LYS:HG2	1.72	0.88
1:J:223:ARG:HH11	1:J:223:ARG:HG3	1.36	0.88
1:N:140:LEU:HD12	1:N:227:LEU:N	1.89	0.88
1:F:258:PHE:HB3	1:F:271:ALA:HB2	1.55	0.88
1:K:163:ASP:OD2	1:K:167:ASN:HB2	1.74	0.88
1:M:114:ARG:HA	1:M:117:LYS:HE3	1.56	0.88
1:N:309:VAL:HG23	1:N:386:VAL:O	1.74	0.88
1:G:3:LYS:HE3	1:G:4:TYR:HE1	1.38	0.87
1:I:189:GLU:OE1	3:I:501:GLN:OE1	1.92	0.87
1:K:58:GLU:OE1	1:K:62:ARG:HA	1.73	0.87
1:B:317:SER:HB3	1:B:373:TYR:CE1	2.08	0.87
1:D:150:LEU:HD22	1:D:193:GLY:HA3	1.56	0.87
1:I:368:ILE:HD11	1:I:385:ILE:HD11	1.57	0.87
1:J:160:ALA:CB	1:J:169:ARG:HH22	1.86	0.87
1:A:160:ALA:CB	1:A:169:ARG:HH22	1.86	0.87
1:E:239:VAL:HA	2:W:757:TYR:OH	1.73	0.87
1:D:86:LYS:HB2	1:D:86:LYS:NZ	1.90	0.87
1:M:381:MET:HE1	1:M:386:VAL:HA	1.54	0.87
1:F:300:VAL:HG12	1:F:301:PRO:HD2	1.57	0.87
1:A:275:ILE:O	1:A:279:VAL:HG23	1.74	0.86
1:N:373:TYR:CD2	2:V:746:LYS:HB2	2.09	0.86
2:Z:749:GLU:HA	2:Z:752:ASN:HB2	1.55	0.86
1:H:68:MET:HG2	1:H:96:ILE:HG22	1.54	0.86
1:K:91:ARG:NH2	1:K:93:ILE:HD11	1.91	0.86
1:L:331:ARG:HG3	1:L:331:ARG:HH21	1.40	0.86
1:B:162:THR:HG23	1:B:170:ARG:HH12	1.39	0.86
1:G:68:MET:HG2	1:G:96:ILE:HG22	1.56	0.86

Continued on next page...

Continued from previous page...

Atom-1	Atom-2	Interatomic distance (Å)	Clash overlap (Å)
1:H:351:LEU:O	1:H:351:LEU:HG	1.75	0.86
1:A:163:ASP:HA	1:A:170:ARG:HH22	0.96	0.86
1:A:204:ALA:CB	1:A:347:LEU:HD12	2.05	0.86
1:I:4:TYR:HB3	1:I:9:ILE:HD11	1.55	0.86
1:L:207:SER:O	1:L:211:ILE:HD12	1.76	0.86
2:Q:748:LEU:O	2:Q:752:ASN:HB2	1.73	0.86
2:S:751:GLN:HB3	2:S:755:PHE:HE1	1.39	0.86
1:H:112:LEU:HD22	1:H:116:LEU:CD1	2.05	0.86
1:M:164:LEU:HB3	1:M:227:LEU:HD11	1.56	0.86
1:F:406:VAL:HG13	1:F:414:PHE:CD1	2.10	0.86
1:G:164:LEU:O	1:G:168:CYS:HB2	1.75	0.86
1:N:259:PHE:CZ	1:N:261:GLU:HG3	2.10	0.86
2:R:751:GLN:HA	2:R:751:GLN:NE2	1.91	0.86
1:B:9:ILE:HG22	1:B:77:PHE:CD2	2.09	0.86
1:F:127:PHE:HD2	1:F:351:LEU:HD22	1.39	0.86
1:K:302:GLY:CA	2:1:750:GLY:HA3	2.05	0.86
1:N:181:PHE:HB3	1:N:183:ILE:HD11	1.56	0.86
1:B:310:ALA:HB1	1:B:368:ILE:HD13	1.58	0.86
1:H:289:THR:HG22	1:H:346:ALA:HB1	1.56	0.86
1:J:331:ARG:O	1:J:331:ARG:HG2	1.74	0.86
1:N:319:LEU:HD23	1:N:319:LEU:O	1.75	0.86
1:A:127:PHE:CD2	1:A:351:LEU:HD22	2.10	0.86
1:B:172:ILE:HD12	1:B:218:VAL:HA	1.55	0.86
1:J:54:GLY:HA3	1:J:68:MET:HE3	1.55	0.86
1:B:34:ASN:ND2	1:E:159:LEU:HG	1.91	0.85
1:E:58:GLU:O	1:E:61:VAL:HG22	1.76	0.85
2:T:750:GLY:HA2	2:T:753:ALA:HB3	1.57	0.85
2:X:747:MET:O	2:X:751:GLN:N	2.09	0.85
1:A:310:ALA:HB1	1:A:368:ILE:HD13	1.58	0.85
1:I:351:LEU:HG	1:I:351:LEU:O	1.75	0.85
1:C:193:GLY:O	1:C:195:HIS:CD2	2.29	0.85
1:K:373:TYR:CD1	2:1:747:MET:HG3	2.12	0.85
1:D:52:PHE:CE1	1:D:70:LEU:HD11	2.12	0.85
1:J:275:ILE:O	1:J:279:VAL:HG23	1.74	0.85
1:C:9:ILE:HG13	1:C:74:LEU:HD12	1.57	0.85
1:D:164:LEU:HD22	1:F:223:ARG:NH1	1.92	0.85
1:N:253:ASN:O	1:N:255:VAL:HG23	1.76	0.85
2:U:748:LEU:O	2:U:752:ASN:HB2	1.76	0.85
1:B:427:MET:CE	2:W:759:ASN:HB3	2.05	0.85
1:F:429:ARG:HB2	1:F:429:ARG:HH11	1.41	0.85
1:J:271:ALA:O	1:J:275:ILE:HG12	1.75	0.85

Continued on next page...

Continued from previous page...

Atom-1	Atom-2	Interatomic distance (Å)	Clash overlap (Å)
2:1:747:MET:O	2:1:751:GLN:HB2	1.76	0.85
2:1:749:GLU:O	2:1:752:ASN:HB3	1.77	0.85
1:E:429:ARG:HH22	1:F:300:VAL:HG22	1.42	0.85
1:D:400:LYS:HG2	1:D:418:ILE:HD11	1.59	0.85
1:K:13:VAL:HG13	1:K:18:VAL:CB	2.05	0.85
2:Y:748:LEU:O	2:Y:752:ASN:HB2	1.77	0.85
1:E:427:MET:SD	2:R:759:ASN:ND2	2.50	0.84
2:T:747:MET:O	2:T:751:GLN:N	2.09	0.84
1:H:163:ASP:HA	1:H:167:ASN:HB2	1.59	0.84
1:K:258:PHE:HZ	1:K:274:PHE:CD1	1.95	0.84
1:D:439:GLN:NE2	2:W:759:ASN:O	2.10	0.84
1:E:48:ASN:HB3	1:E:71:TYR:CD1	2.11	0.84
1:K:323:PRO:HG2	1:K:331:ARG:NH2	1.92	0.84
1:L:124:PHE:HB3	1:L:251:PHE:O	1.77	0.84
1:M:378:GLU:H	1:M:378:GLU:CD	1.80	0.84
1:A:23:LEU:HD22	1:A:94:CYS:SG	2.16	0.84
1:B:109:ARG:HD3	1:B:344:TYR:HE2	1.42	0.84
1:M:208:CYS:SG	1:M:347:LEU:HD23	2.17	0.84
1:F:360:ASN:HB2	1:F:362:LEU:HD11	1.57	0.84
1:M:9:ILE:CD1	1:M:74:LEU:HD12	2.08	0.84
1:A:169:ARG:HH21	1:A:195:HIS:HD2	1.25	0.84
1:G:309:VAL:HG22	1:G:319:LEU:HD22	1.59	0.84
1:A:316:ARG:CD	2:P:747:MET:HG3	2.06	0.84
1:E:418:ILE:O	1:E:422:GLU:HG3	1.77	0.84
1:H:164:LEU:HD23	1:H:165:GLY:H	1.42	0.84
1:H:220:THR:HG21	1:J:162:THR:HG21	1.58	0.84
1:K:134:GLU:O	1:K:242:SER:HB3	1.77	0.84
1:A:423:ILE:O	1:A:427:MET:HG3	1.78	0.84
1:M:231:PHE:HB3	1:M:339:PRO:HB2	1.60	0.84
1:A:204:ALA:HB1	1:A:347:LEU:HD12	1.58	0.84
1:F:42:LEU:O	1:F:45:ALA:HB3	1.78	0.84
1:G:129:LEU:CD1	1:G:347:LEU:HD21	2.07	0.84
1:H:83:THR:HG21	1:H:89:VAL:HG23	1.60	0.84
1:E:241:GLY:O	3:E:501:GLN:N	2.11	0.84
1:G:162:THR:HG22	1:G:164:LEU:H	1.42	0.84
1:J:317:SER:HG	1:J:373:TYR:HE1	0.85	0.84
1:B:191:ALA:HB3	1:B:194:GLN:HE21	1.41	0.83
1:G:302:GLY:CA	2:T:750:GLY:HA3	2.08	0.83
1:I:197:ILE:HD12	1:I:214:PHE:HZ	1.43	0.83
1:D:164:LEU:HD22	1:F:223:ARG:HH11	1.42	0.83
1:G:20:TYR:OH	1:G:36:GLU:HG3	1.77	0.83

Continued on next page...

Continued from previous page...

Atom-1	Atom-2	Interatomic distance (Å)	Clash overlap (Å)
1:I:231:PHE:HB3	1:I:339:PRO:HB2	1.60	0.83
1:A:150:LEU:HD13	1:A:192:PRO:O	1.77	0.83
1:D:169:ARG:HH21	1:D:169:ARG:HG3	1.43	0.83
1:D:223:ARG:CG	1:D:223:ARG:HH11	1.91	0.83
1:I:159:LEU:O	1:I:160:ALA:O	1.96	0.83
1:K:243:GLY:HA3	1:K:298:ARG:NH1	1.93	0.83
1:L:191:ALA:HB2	2:S:757:TYR:HE2	1.43	0.83
1:M:91:ARG:NH2	1:M:93:ILE:HD11	1.92	0.83
1:J:32:ILE:HG12	1:M:159:LEU:HD12	1.59	0.83
1:K:212:GLN:HE21	1:K:343:PRO:HG2	1.43	0.83
1:L:182:GLU:HB3	1:L:200:LYS:HD3	1.60	0.83
1:N:317:SER:HB3	1:N:373:TYR:CZ	2.14	0.83
1:A:162:THR:HG22	1:A:163:ASP:H	1.38	0.83
1:E:323:PRO:CB	1:E:331:ARG:NH1	2.38	0.83
1:G:273:HIS:HB3	1:G:357:GLY:O	1.78	0.83
1:L:271:ALA:O	1:L:275:ILE:HD13	1.76	0.83
1:N:275:ILE:O	1:N:279:VAL:HG23	1.77	0.83
1:C:316:ARG:CD	2:R:747:MET:HG2	2.07	0.83
1:G:13:VAL:HG13	1:G:18:VAL:HB	1.60	0.83
1:L:112:LEU:HD13	1:L:205:VAL:HG22	1.60	0.83
1:L:261:GLU:HA	1:L:266:GLN:HG2	1.60	0.83
1:L:287:ALA:HB2	1:L:395:ALA:HB1	1.59	0.83
2:Z:751:GLN:O	2:Z:755:PHE:HD2	1.59	0.83
1:B:197:ILE:HD13	1:B:214:PHE:HZ	1.44	0.83
1:E:308:TYR:HB2	1:E:372:ILE:HD12	1.61	0.83
1:F:308:TYR:O	1:F:319:LEU:HB2	1.77	0.83
1:B:9:ILE:HD11	1:B:74:LEU:CD1	2.07	0.83
1:D:52:PHE:HE2	1:D:54:GLY:HA2	1.43	0.83
1:G:22:ARG:HB3	1:G:34:ASN:HD22	1.42	0.83
1:H:63:ILE:HD12	2:2:747:MET:HE3	1.59	0.83
1:I:323:PRO:O	1:I:326:ARG:NH2	2.11	0.83
1:M:326:ARG:HD3	1:M:330:THR:HG23	1.59	0.83
1:M:127:PHE:CD2	1:M:351:LEU:HD22	2.14	0.83
1:M:214:PHE:O	1:M:218:VAL:HG23	1.79	0.83
1:N:52:PHE:CE1	1:N:70:LEU:HD13	2.13	0.83
1:I:234:LYS:HE3	1:I:297:LYS:O	1.78	0.83
1:B:427:MET:HE1	2:W:759:ASN:CB	2.09	0.82
1:E:60:PHE:HD2	2:R:758:LYS:HG3	1.43	0.82
1:I:54:GLY:HA3	1:I:68:MET:HG3	1.61	0.82
1:L:275:ILE:O	1:L:279:VAL:HG23	1.79	0.82
1:N:167:ASN:OD1	1:N:170:ARG:HD3	1.79	0.82

Continued on next page...

Continued from previous page...

Atom-1	Atom-2	Interatomic distance (Å)	Clash overlap (Å)
1:B:127:PHE:CD2	1:B:351:LEU:HD22	2.14	0.82
1:C:161:PRO:CD	1:C:166:GLU:HG2	2.09	0.82
1:F:406:VAL:HG22	1:F:414:PHE:CE1	2.14	0.82
1:G:281:HIS:CD2	1:G:353:ALA:HB1	2.14	0.82
1:F:311:TRP:HE1	1:F:365:PRO:HD2	1.44	0.82
1:I:302:GLY:O	2:Q:750:GLY:HA2	1.80	0.82
1:K:443:GLN:HB3	1:K:444:TYR:CD2	2.14	0.82
1:L:300:VAL:HG12	1:L:301:PRO:HD2	1.61	0.82
1:C:160:ALA:N	1:C:161:PRO:HD3	1.93	0.82
1:D:127:PHE:CE2	1:D:248:LEU:HD22	2.15	0.82
1:D:139:LYS:HA	1:D:227:LEU:HD23	1.61	0.82
1:D:231:PHE:HB3	1:D:339:PRO:HB2	1.61	0.82
1:H:24:GLN:CG	1:H:32:ILE:HD11	2.09	0.82
1:L:35:VAL:CG1	1:L:70:LEU:HD21	2.09	0.82
1:N:35:VAL:HG11	1:N:70:LEU:CD2	2.10	0.82
1:A:141:ASP:OD2	1:A:143:LYS:N	2.12	0.82
1:D:140:LEU:HB2	1:D:226:GLY:O	1.79	0.82
1:L:69:TYR:HB3	1:L:71:TYR:HE1	1.44	0.82
1:L:368:ILE:HG21	1:L:372:ILE:CG2	2.10	0.82
1:A:127:PHE:CE2	1:A:351:LEU:HB2	2.14	0.82
2:S:753:ALA:O	2:S:756:ARG:HG2	1.79	0.82
1:J:266:GLN:HB3	1:J:326:ARG:HD2	1.60	0.82
1:N:429:ARG:HG2	1:N:430:THR:HG23	1.61	0.82
2:Z:749:GLU:O	2:Z:753:ALA:N	2.13	0.82
1:A:82:TRP:NE1	1:A:221:ILE:HD11	1.95	0.82
1:D:359:LYS:HB2	1:D:359:LYS:NZ	1.92	0.82
1:E:211:ILE:HG21	1:E:343:PRO:HG3	1.62	0.82
1:F:140:LEU:HD12	1:F:226:GLY:C	1.99	0.82
1:I:158:ASP:O	1:I:160:ALA:N	2.12	0.82
1:B:114:ARG:NH2	1:B:407:LYS:O	2.12	0.81
1:C:55:SER:O	1:C:62:ARG:HG2	1.80	0.81
1:D:68:MET:HG2	1:D:96:ILE:HG23	1.60	0.81
1:D:168:CYS:O	1:D:172:ILE:HD13	1.80	0.81
1:D:423:ILE:HD13	2:Y:755:PHE:CZ	2.15	0.81
1:F:418:ILE:O	1:F:422:GLU:HG3	1.80	0.81
1:I:311:TRP:HZ3	1:I:322:ILE:HD12	1.44	0.81
1:J:251:PHE:CD1	1:J:256:ASN:HA	2.14	0.81
1:L:9:ILE:HD13	1:L:9:ILE:H	1.45	0.81
1:L:79:ILE:HD13	1:L:90:ALA:HB2	1.62	0.81
1:B:62:ARG:HD3	2:W:754:HIS:NE2	1.95	0.81
1:B:402:ASN:O	1:B:406:VAL:HG23	1.78	0.81

Continued on next page...

Continued from previous page...

Atom-1	Atom-2	Interatomic distance (Å)	Clash overlap (Å)
1:C:176:LEU:O	1:C:181:PHE:HB2	1.80	0.81
1:C:402:ASN:OD1	1:C:404:VAL:HG12	1.78	0.81
1:E:316:ARG:HD2	1:E:371:ASN:HD21	1.45	0.81
1:F:48:ASN:HB3	1:F:71:TYR:CE1	2.16	0.81
1:J:176:LEU:O	1:J:181:PHE:HB2	1.78	0.81
1:K:113:LYS:O	1:K:117:LYS:HG3	1.79	0.81
1:M:112:LEU:HD12	1:M:205:VAL:HG22	1.61	0.81
1:H:176:LEU:O	1:H:181:PHE:HB2	1.81	0.81
1:N:162:THR:O	1:N:166:GLU:HB3	1.81	0.81
2:Q:756:ARG:HG2	2:Q:756:ARG:HH11	1.46	0.81
1:A:285:PHE:HB3	1:A:405:MET:SD	2.20	0.81
1:E:234:LYS:O	1:E:234:LYS:HG3	1.78	0.81
1:F:119:MET:HE3	1:F:127:PHE:HB2	1.61	0.81
1:C:5:THR:O	1:C:8:ASP:HB2	1.81	0.81
1:I:319:LEU:HD12	1:I:388:LEU:HD11	1.60	0.81
1:L:164:LEU:O	1:L:168:CYS:N	2.12	0.81
2:S:754:HIS:HA	2:S:757:TYR:CE1	2.16	0.81
1:H:62:ARG:HG3	2:2:754:HIS:CE1	2.15	0.81
1:L:84:ALA:HB2	1:L:88:LYS:NZ	1.95	0.81
1:L:291:PRO:HG3	1:L:341:ALA:HA	1.62	0.81
1:M:35:VAL:CG1	1:M:70:LEU:HD21	2.11	0.81
1:A:96:ILE:HD12	1:A:107:ASP:HB2	1.61	0.81
1:C:309:VAL:HG23	1:C:388:LEU:HD22	1.63	0.81
1:E:270:THR:O	1:E:358:ILE:HD11	1.81	0.81
1:G:199:PHE:HD1	1:G:199:PHE:N	1.79	0.81
1:M:13:VAL:HG13	1:M:18:VAL:HB	1.61	0.81
1:M:21:ILE:CD1	1:M:42:LEU:HD22	2.11	0.81
2:U:758:LYS:HE3	2:U:758:LYS:O	1.81	0.81
1:F:282:ALA:HA	1:F:285:PHE:CE2	2.16	0.80
1:H:182:GLU:O	1:H:199:PHE:HB2	1.81	0.80
1:L:129:LEU:CD2	1:L:131:PRO:HG3	2.11	0.80
1:M:238:GLY:O	1:M:239:VAL:HG23	1.80	0.80
1:N:172:ILE:O	1:N:176:LEU:HG	1.79	0.80
2:Z:753:ALA:O	2:Z:757:TYR:CD1	2.34	0.80
2:2:752:ASN:O	2:2:756:ARG:HD2	1.81	0.80
1:D:359:LYS:HB2	1:D:359:LYS:HZ2	1.45	0.80
1:F:127:PHE:CD2	1:F:351:LEU:HD22	2.15	0.80
1:I:400:LYS:HD3	1:I:418:ILE:HG21	1.62	0.80
1:K:189:GLU:HB2	1:K:194:GLN:HB3	1.62	0.80
1:B:207:SER:O	1:B:211:ILE:HG12	1.80	0.80
1:E:321:ARG:O	1:E:323:PRO:HD3	1.79	0.80

Continued on next page...

Continued from previous page...

Atom-1	Atom-2	Interatomic distance (Å)	Clash overlap (Å)
1:A:302:GLY:HA2	2:P:747:MET:HE1	1.64	0.80
1:C:212:GLN:OE1	1:C:343:PRO:HG2	1.80	0.80
1:K:156:TYR:CD2	1:L:56:SER:HB3	2.16	0.80
1:F:54:GLY:HA3	1:F:68:MET:HG3	1.64	0.80
1:I:115:ILE:HG22	1:I:351:LEU:HD23	1.63	0.80
1:J:55:SER:O	1:J:62:ARG:HG2	1.81	0.80
1:M:329:SER:O	1:M:331:ARG:CD	2.26	0.80
2:V:752:ASN:ND2	2:V:755:PHE:CE2	2.50	0.80
1:E:359:LYS:HG2	1:E:360:ASN:N	1.96	0.80
1:G:22:ARG:HG2	1:G:22:ARG:HH11	1.45	0.80
1:K:22:ARG:NH2	1:N:170:ARG:NH2	2.29	0.80
1:M:85:GLU:O	1:M:85:GLU:CG	2.29	0.80
1:F:283:THR:HB	1:F:398:GLU:OE1	1.82	0.80
1:G:392:LEU:O	1:G:392:LEU:HG	1.80	0.80
1:M:85:GLU:O	1:M:86:LYS:HB2	1.80	0.80
1:B:313:ALA:O	1:B:314:GLN:HB2	1.80	0.80
1:F:319:LEU:CD1	1:F:388:LEU:HD11	2.12	0.80
1:K:414:PHE:CE1	1:K:418:ILE:HD11	2.17	0.80
1:N:235:PRO:HG2	1:N:236:LEU:H	1.47	0.80
2:Q:751:GLN:HG3	2:Q:755:PHE:CE1	2.17	0.80
2:W:749:GLU:HA	2:W:752:ASN:HB2	1.64	0.80
1:M:44:LYS:CG	1:M:49:LYS:HB2	2.10	0.80
1:N:35:VAL:CG1	1:N:70:LEU:HD21	2.11	0.80
1:F:286:THR:HG21	1:F:389:PRO:HG2	1.62	0.80
1:F:422:GLU:O	1:F:426:ASP:HB2	1.82	0.80
1:C:160:ALA:N	1:C:161:PRO:CD	2.44	0.79
1:D:68:MET:HG3	1:D:97:TYR:O	1.82	0.79
1:M:217:VAL:O	1:M:221:ILE:HG13	1.81	0.79
1:N:119:MET:HE1	1:N:127:PHE:CB	2.11	0.79
1:B:443:GLN:OE1	2:Y:758:LYS:NZ	2.15	0.79
1:G:276:ALA:HB2	1:G:364:ALA:HB2	1.63	0.79
1:I:3:LYS:HB3	1:I:75:ASN:OD1	1.83	0.79
1:M:402:ASN:OD1	1:M:404:VAL:HG12	1.81	0.79
1:N:274:PHE:O	1:N:278:ILE:HG12	1.81	0.79
1:E:373:TYR:CE2	2:W:746:LYS:HB2	2.18	0.79
1:F:300:VAL:HG12	1:F:301:PRO:CD	2.11	0.79
1:G:275:ILE:O	1:G:279:VAL:HG23	1.81	0.79
1:G:315:ASN:ND2	1:G:369:ASP:O	2.16	0.79
2:T:753:ALA:O	2:T:757:TYR:CE1	2.34	0.79
1:C:182:GLU:HB3	1:C:200:LYS:CD	2.13	0.79
1:F:360:ASN:HB2	1:F:362:LEU:CD1	2.12	0.79

Continued on next page...

Continued from previous page...

Atom-1	Atom-2	Interatomic distance (Å)	Clash overlap (Å)
1:K:63:ILE:HG12	2:V:751:GLN:NE2	1.97	0.79
1:A:167:ASN:HB3	1:A:170:ARG:HG3	1.64	0.79
1:F:82:TRP:CZ3	1:F:220:THR:HG21	2.17	0.79
2:O:753:ALA:O	2:O:756:ARG:HG2	1.82	0.79
1:B:140:LEU:HD12	1:B:226:GLY:C	2.03	0.79
1:G:383:ASN:O	1:G:385:ILE:N	2.16	0.79
1:H:127:PHE:CZ	1:H:248:LEU:HD22	2.17	0.79
1:L:129:LEU:HD22	1:L:131:PRO:HG3	1.65	0.79
1:M:427:MET:HE3	2:T:759:ASN:CB	2.13	0.79
1:C:60:PHE:HB3	2:Q:758:LYS:CG	2.12	0.79
1:E:221:ILE:HD13	1:E:224:LYS:HD3	1.63	0.79
1:L:176:LEU:O	1:L:181:PHE:HB2	1.82	0.79
1:B:162:THR:O	1:B:163:ASP:HB2	1.82	0.79
1:B:172:ILE:CD1	1:B:218:VAL:HA	2.13	0.79
1:B:302:GLY:O	2:Z:750:GLY:HA2	1.81	0.79
1:K:58:GLU:O	1:K:61:VAL:HG22	1.82	0.79
1:B:153:LYS:HE2	1:B:153:LYS:HA	1.63	0.79
1:E:319:LEU:HD13	1:E:388:LEU:HD11	1.64	0.79
1:G:402:ASN:OD1	1:G:404:VAL:HG13	1.83	0.79
1:J:37:ILE:HD12	1:J:41:GLN:CB	2.11	0.79
1:C:4:TYR:HB3	1:C:9:ILE:HD11	1.65	0.78
1:E:26:THR:HG23	1:E:30:GLY:O	1.82	0.78
1:E:375:MET:HB3	1:E:379:GLU:CG	2.13	0.78
1:J:302:GLY:HA2	2:2:750:GLY:HA2	1.66	0.78
1:D:122:LEU:HD11	1:D:359:LYS:HZ1	1.47	0.78
1:G:155:GLY:O	1:G:156:TYR:O	1.99	0.78
1:J:265:LEU:O	1:J:326:ARG:NH1	2.16	0.78
1:L:164:LEU:O	1:L:168:CYS:HB3	1.84	0.78
1:N:28:ILE:HD11	1:N:417:PHE:CD1	2.17	0.78
1:N:371:ASN:O	1:N:375:MET:HB2	1.83	0.78
1:A:172:ILE:HD12	1:A:218:VAL:HA	1.63	0.78
1:G:25:PHE:O	1:G:32:ILE:HD12	1.83	0.78
1:I:323:PRO:HD2	1:I:331:ARG:O	1.83	0.78
1:M:141:ASP:OD2	1:M:144:GLY:N	2.15	0.78
1:M:291:PRO:HG3	1:M:341:ALA:HA	1.66	0.78
1:N:302:GLY:HA3	2:V:749:GLU:HB3	1.66	0.78
1:B:239:VAL:CG1	2:Z:757:TYR:HE2	1.97	0.78
1:B:260:ASP:HB2	1:B:268:SER:HA	1.66	0.78
1:J:127:PHE:CZ	1:J:248:LEU:HD22	2.17	0.78
1:M:402:ASN:O	1:M:406:VAL:HG23	1.82	0.78
2:P:751:GLN:HB3	2:P:755:PHE:HE1	1.48	0.78

Continued on next page...

Continued from previous page...

Atom-1	Atom-2	Interatomic distance (Å)	Clash overlap (Å)
1:B:109:ARG:HD3	1:B:344:TYR:CE2	2.18	0.78
1:D:45:ALA:HA	1:D:50:VAL:HG23	1.64	0.78
1:D:60:PHE:CB	2:Y:758:LYS:HG3	2.13	0.78
1:E:60:PHE:HB3	2:R:758:LYS:HG3	1.66	0.78
1:I:372:ILE:HD12	1:I:375:MET:SD	2.24	0.78
1:K:162:THR:O	1:K:166:GLU:N	2.13	0.78
1:B:191:ALA:HB3	1:B:194:GLN:NE2	1.97	0.78
1:F:260:ASP:O	1:F:266:GLN:HA	1.83	0.78
1:H:357:GLY:HA2	1:H:362:LEU:CD1	2.12	0.78
1:J:160:ALA:HB1	1:J:161:PRO:HD2	1.66	0.78
1:J:392:LEU:O	1:J:392:LEU:HD12	1.82	0.78
1:B:162:THR:O	1:B:162:THR:HG22	1.81	0.78
1:B:427:MET:SD	2:W:759:ASN:CG	2.62	0.78
1:D:122:LEU:HD11	1:D:359:LYS:NZ	1.99	0.78
1:E:60:PHE:CD2	2:R:758:LYS:HG3	2.19	0.78
1:H:82:TRP:HE1	1:H:221:ILE:HD11	1.49	0.78
1:L:98:ASN:HD22	1:L:99:PRO:HD3	1.48	0.78
2:P:751:GLN:HB3	2:P:755:PHE:CE1	2.18	0.78
1:I:9:ILE:H	1:I:9:ILE:HD12	1.49	0.78
1:G:281:HIS:HD2	1:G:353:ALA:HB1	1.46	0.78
1:G:291:PRO:HG3	1:G:341:ALA:HA	1.64	0.78
1:I:295:SER:O	1:I:299:LEU:HD13	1.83	0.78
1:C:140:LEU:HB2	1:C:226:GLY:O	1.84	0.77
1:C:206:ARG:HG3	1:C:206:ARG:O	1.82	0.77
1:E:5:THR:O	1:E:8:ASP:HB2	1.84	0.77
1:H:24:GLN:HG2	1:H:32:ILE:CD1	2.13	0.77
1:H:268:SER:O	1:H:271:ALA:HB3	1.83	0.77
1:J:115:ILE:HG22	1:J:351:LEU:HD23	1.65	0.77
1:J:317:SER:OG	1:J:373:TYR:HE1	1.66	0.77
2:V:749:GLU:HA	2:V:752:ASN:HB2	1.67	0.77
1:A:6:ARG:HG2	1:A:10:GLU:OE1	1.84	0.77
1:L:253:ASN:O	1:L:255:VAL:HG23	1.84	0.77
1:L:288:VAL:HG11	1:L:345:LEU:O	1.83	0.77
1:I:197:ILE:HD12	1:I:214:PHE:CZ	2.19	0.77
1:J:116:LEU:O	1:J:119:MET:N	2.17	0.77
1:K:44:LYS:HD2	1:K:50:VAL:CG2	2.14	0.77
1:L:20:TYR:C	1:L:21:ILE:HD12	2.05	0.77
1:N:380:ARG:O	1:N:380:ARG:HG2	1.85	0.77
1:F:244:MET:HB2	1:F:339:PRO:HD3	1.65	0.77
1:L:35:VAL:HG11	1:L:70:LEU:CD2	2.14	0.77
2:S:751:GLN:HB3	2:S:755:PHE:CE1	2.20	0.77

Continued on next page...

Continued from previous page...

Atom-1	Atom-2	Interatomic distance (Å)	Clash overlap (Å)
2:S:754:HIS:CA	2:S:757:TYR:HE1	1.98	0.77
1:G:300:VAL:CG1	1:G:301:PRO:HD2	2.13	0.77
1:K:5:THR:HG22	1:K:8:ASP:OD2	1.84	0.77
1:N:234:LYS:HD2	1:N:297:LYS:O	1.84	0.77
2:X:749:GLU:HA	2:X:752:ASN:HB2	1.66	0.77
1:D:136:PHE:HD1	1:D:235:PRO:HG3	1.48	0.77
1:F:162:THR:CG2	1:F:170:ARG:HH22	1.97	0.77
1:K:169:ARG:HE	1:K:195:HIS:HD2	1.30	0.77
1:K:184:GLU:OE1	1:K:200:LYS:HG3	1.84	0.77
1:D:278:ILE:O	1:D:282:ALA:HB2	1.85	0.77
1:D:349:VAL:O	1:D:352:ALA:HB3	1.84	0.77
1:I:311:TRP:HZ3	1:I:322:ILE:CD1	1.97	0.77
1:I:357:GLY:HA2	1:I:362:LEU:CD2	2.14	0.77
1:L:60:PHE:CD2	2:1:758:LYS:HG2	2.19	0.77
1:B:163:ASP:HA	1:B:167:ASN:HB2	1.66	0.77
1:D:52:PHE:HE1	1:D:70:LEU:HD11	1.50	0.77
1:K:60:PHE:CD2	2:V:758:LYS:HG2	2.20	0.77
1:L:303:TYR:HE1	2:S:753:ALA:CB	1.98	0.77
1:N:162:THR:HG22	1:N:164:LEU:H	1.50	0.77
2:S:754:HIS:HA	2:S:757:TYR:HE1	1.49	0.77
2:W:748:LEU:HA	2:W:751:GLN:OE1	1.85	0.77
1:A:189:GLU:HG3	1:A:190:VAL:N	1.98	0.77
1:E:316:ARG:HH12	1:E:372:ILE:HG12	1.47	0.77
1:I:399:PHE:CE1	1:I:405:MET:HB3	2.20	0.77
1:L:192:PRO:HD3	2:S:757:TYR:HD2	1.49	0.77
1:A:231:PHE:HB3	1:A:339:PRO:HB2	1.67	0.77
1:E:311:TRP:HB3	1:E:320:ILE:HB	1.67	0.77
1:H:240:ASN:CG	2:Y:757:TYR:OH	2.23	0.77
1:K:129:LEU:O	1:K:201:TYR:HA	1.85	0.77
1:M:163:ASP:OD2	1:M:167:ASN:HB2	1.85	0.77
1:C:113:LYS:CA	1:C:116:LEU:HD12	2.12	0.76
1:L:376:SER:H	1:L:379:GLU:HB3	1.47	0.76
2:S:751:GLN:O	2:S:755:PHE:CD1	2.36	0.76
1:A:183:ILE:HD13	1:A:183:ILE:H	1.50	0.76
1:B:44:LYS:HE3	1:B:49:LYS:HB3	1.68	0.76
1:C:139:LYS:HA	1:C:227:LEU:HD23	1.66	0.76
1:F:399:PHE:HZ	1:F:409:LEU:CD1	1.98	0.76
2:P:748:LEU:O	2:P:748:LEU:HD13	1.84	0.76
2:Z:753:ALA:O	2:Z:757:TYR:HE1	1.65	0.76
1:C:184:GLU:OE2	1:C:200:LYS:HE3	1.86	0.76
1:K:167:ASN:ND2	1:K:170:ARG:HH11	1.83	0.76

Continued on next page...

Continued from previous page...

Atom-1	Atom-2	Interatomic distance (Å)	Clash overlap (Å)
1:N:406:VAL:HG22	1:N:414:PHE:CE1	2.21	0.76
1:B:150:LEU:HD22	1:B:192:PRO:O	1.84	0.76
1:B:239:VAL:HA	2:Z:757:TYR:CE2	2.21	0.76
1:E:273:HIS:HB2	1:E:358:ILE:HD13	1.68	0.76
1:F:142:GLU:CD	1:F:142:GLU:H	1.87	0.76
1:H:98:ASN:ND2	1:H:103:PRO:O	2.18	0.76
1:H:234:LYS:HE3	1:H:297:LYS:O	1.86	0.76
1:I:439:GLN:HE22	2:P:759:ASN:HA	1.48	0.76
1:K:97:TYR:HE2	1:K:103:PRO:HB3	1.47	0.76
1:A:371:ASN:OD1	1:A:374:VAL:HG12	1.85	0.76
1:E:373:TYR:CD2	2:W:746:LYS:HB2	2.20	0.76
1:J:201:TYR:O	1:J:202:ALA:HB2	1.84	0.76
1:M:58:GLU:O	1:M:61:VAL:HG22	1.85	0.76
1:M:211:ILE:HG22	1:M:212:GLN:N	2.01	0.76
1:B:212:GLN:OE1	1:B:212:GLN:HA	1.84	0.76
1:C:245:HIS:CE1	1:C:335:ARG:HE	2.03	0.76
1:C:253:ASN:O	1:C:255:VAL:HG23	1.86	0.76
1:F:301:PRO:HB3	1:F:373:TYR:HE2	1.50	0.76
1:I:128:ASN:O	1:I:248:LEU:HA	1.86	0.76
1:I:319:LEU:HD23	1:I:320:ILE:HG13	1.65	0.76
1:D:418:ILE:HG22	1:D:419:GLU:N	2.01	0.76
1:H:68:MET:HG2	1:H:96:ILE:CG2	2.14	0.76
1:H:371:ASN:HB3	1:H:374:VAL:HG13	1.68	0.76
1:M:44:LYS:HG3	1:M:49:LYS:CB	2.14	0.76
2:R:748:LEU:O	2:R:752:ASN:HB2	1.84	0.76
1:D:406:VAL:HG22	1:D:414:PHE:CE1	2.19	0.76
1:I:396:LEU:O	1:I:400:LYS:HG3	1.86	0.76
1:K:273:HIS:HB3	1:K:357:GLY:O	1.85	0.76
1:L:289:THR:HB	1:L:337:VAL:HG13	1.68	0.76
1:N:23:LEU:HD12	1:N:70:LEU:HD23	1.68	0.76
1:N:32:ILE:HD12	1:N:216:LEU:HD22	1.67	0.76
1:N:167:ASN:HA	1:N:170:ARG:HB2	1.67	0.76
1:J:150:LEU:HD13	1:J:192:PRO:O	1.85	0.76
1:A:286:THR:HG21	1:A:389:PRO:CG	2.16	0.76
1:B:140:LEU:HB2	1:B:226:GLY:O	1.86	0.76
1:G:159:LEU:CD1	1:M:216:LEU:HD21	2.16	0.76
1:G:252:LYS:O	1:G:253:ASN:HB2	1.85	0.76
1:K:60:PHE:HD2	2:V:758:LYS:HG2	1.48	0.76
1:K:167:ASN:ND2	1:K:170:ARG:NH1	2.34	0.76
2:T:747:MET:O	2:T:751:GLN:HB2	1.86	0.76
2:1:748:LEU:O	2:1:752:ASN:HB2	1.84	0.76

Continued on next page...

Continued from previous page...

Atom-1	Atom-2	Interatomic distance (Å)	Clash overlap (Å)
1:F:76:THR:HB	1:F:93:ILE:HD13	1.68	0.75
1:J:160:ALA:CB	1:J:169:ARG:NH2	2.50	0.75
1:M:377:LYS:HA	1:M:380:ARG:CZ	2.16	0.75
1:N:167:ASN:HA	1:N:170:ARG:HD2	1.68	0.75
1:N:437:ARG:O	1:N:441:MET:HB3	1.85	0.75
2:O:753:ALA:HA	2:O:756:ARG:HD3	1.67	0.75
1:F:234:LYS:HD2	1:F:236:LEU:O	1.84	0.75
1:G:191:ALA:HB2	1:G:240:ASN:HB2	1.68	0.75
1:G:370:ARG:HH21	1:G:374:VAL:HG13	1.51	0.75
1:M:113:LYS:O	1:M:117:LYS:HG3	1.85	0.75
1:N:140:LEU:HD12	1:N:227:LEU:CA	2.16	0.75
1:C:396:LEU:O	1:C:400:LYS:HG3	1.86	0.75
1:I:119:MET:HB2	1:I:355:LEU:HD11	1.68	0.75
1:N:112:LEU:HD13	1:N:205:VAL:HG13	1.66	0.75
1:D:406:VAL:HG22	1:D:414:PHE:HE1	1.51	0.75
1:F:258:PHE:CB	1:F:271:ALA:HB2	2.16	0.75
1:I:208:CYS:SG	1:I:347:LEU:HD22	2.25	0.75
1:I:341:ALA:O	1:I:343:PRO:HD3	1.87	0.75
2:1:751:GLN:CB	2:1:755:PHE:HE1	1.94	0.75
1:A:84:ALA:O	1:A:85:GLU:CB	2.34	0.75
1:H:48:ASN:OD1	1:H:72:PRO:HD2	1.87	0.75
1:H:249:SER:HB3	1:H:331:ARG:HB3	1.67	0.75
1:L:37:ILE:HD12	1:L:37:ILE:O	1.87	0.75
1:E:236:LEU:HB2	1:E:239:VAL:CG1	2.16	0.75
1:E:393:ALA:O	1:E:397:GLU:HG2	1.86	0.75
1:H:231:PHE:HB3	1:H:339:PRO:HB2	1.69	0.75
1:J:83:THR:O	1:J:85:GLU:N	2.20	0.75
1:L:345:LEU:HD22	1:L:409:LEU:HD22	1.69	0.75
1:N:22:ARG:HG2	1:N:22:ARG:HH11	1.52	0.75
1:N:368:ILE:N	1:N:368:ILE:HD12	2.01	0.75
2:X:751:GLN:O	2:X:755:PHE:HD2	1.69	0.75
1:C:81:PRO:O	1:C:83:THR:N	2.16	0.75
1:E:370:ARG:HE	1:E:370:ARG:H	1.34	0.75
1:F:207:SER:O	1:F:211:ILE:HG12	1.85	0.75
1:G:129:LEU:HD12	1:G:347:LEU:HD21	1.68	0.75
1:G:382:GLU:HG3	1:G:383:ASN:ND2	2.01	0.75
1:J:58:GLU:O	1:J:61:VAL:HG22	1.87	0.75
1:J:376:SER:O	1:J:380:ARG:HG3	1.87	0.75
2:X:752:ASN:HA	2:X:755:PHE:CE2	2.21	0.75
2:Z:746:LYS:O	2:Z:750:GLY:N	2.17	0.75
1:A:208:CYS:HB3	1:A:343:PRO:HB2	1.68	0.75

Continued on next page...

Continued from previous page...

Atom-1	Atom-2	Interatomic distance (Å)	Clash overlap (Å)
1:A:443:GLN:CD	2:Q:758:LYS:NZ	2.41	0.75
1:F:168:CYS:O	1:F:172:ILE:HG13	1.86	0.75
1:J:243:GLY:HA2	1:J:298:ARG:NH1	2.02	0.75
1:J:248:LEU:HB2	1:J:332:VAL:HG23	1.69	0.75
1:L:128:ASN:CA	1:L:202:ALA:O	2.34	0.75
1:M:380:ARG:NH1	1:M:387:ASP:OD2	2.19	0.75
1:N:28:ILE:O	1:N:28:ILE:HD13	1.86	0.75
1:B:351:LEU:O	1:B:351:LEU:HG	1.83	0.75
1:C:162:THR:O	1:C:164:LEU:N	2.20	0.75
1:D:51:MET:HG3	1:D:68:MET:O	1.86	0.75
1:E:60:PHE:HB3	2:R:758:LYS:CG	2.17	0.75
1:F:319:LEU:HD23	1:F:319:LEU:O	1.86	0.75
1:H:418:ILE:HG22	1:H:422:GLU:CD	2.07	0.75
1:I:58:GLU:O	1:I:61:VAL:HG23	1.87	0.75
1:K:9:ILE:HD12	1:K:74:LEU:HD13	1.69	0.75
1:K:136:PHE:CD1	1:K:235:PRO:HG3	2.21	0.75
1:D:55:SER:O	1:D:62:ARG:HB3	1.86	0.74
1:E:91:ARG:HD2	1:E:91:ARG:C	2.07	0.74
1:E:308:TYR:HD1	1:E:372:ILE:HG13	1.52	0.74
1:F:191:ALA:HB1	1:F:192:PRO:CD	2.17	0.74
1:J:27:ASP:HA	1:J:57:ILE:HG23	1.69	0.74
1:J:62:ARG:HB2	2:U:754:HIS:CE1	2.20	0.74
1:N:109:ARG:NH2	1:N:113:LYS:HE3	2.02	0.74
1:B:129:LEU:O	1:B:131:PRO:HD3	1.86	0.74
1:B:208:CYS:O	1:B:212:GLN:HG2	1.87	0.74
1:D:127:PHE:CZ	1:D:248:LEU:HD22	2.22	0.74
1:E:375:MET:HG2	1:E:379:GLU:OE2	1.87	0.74
1:G:140:LEU:HD12	1:G:227:LEU:N	2.02	0.74
1:I:140:LEU:HD12	1:I:226:GLY:O	1.86	0.74
1:M:21:ILE:HD11	1:M:42:LEU:HD22	1.69	0.74
1:M:318:PRO:O	1:M:335:ARG:HD3	1.87	0.74
1:N:164:LEU:O	1:N:168:CYS:HB2	1.87	0.74
1:E:13:VAL:CG1	1:E:18:VAL:HB	2.15	0.74
1:K:5:THR:O	1:K:8:ASP:HB2	1.87	0.74
1:N:171:ASP:OD1	1:N:221:ILE:HG23	1.86	0.74
1:C:108:PRO:HB3	1:C:345:LEU:HD21	1.68	0.74
1:D:369:ASP:OD2	1:D:370:ARG:N	2.20	0.74
1:G:127:PHE:CE2	1:G:351:LEU:HB2	2.21	0.74
1:G:208:CYS:HB3	1:G:343:PRO:CB	2.17	0.74
1:K:320:ILE:N	1:K:320:ILE:HD12	2.02	0.74
1:N:62:ARG:HG3	2:Z:754:HIS:HE1	1.51	0.74

Continued on next page...

Continued from previous page...

Atom-1	Atom-2	Interatomic distance (Å)	Clash overlap (Å)
1:C:282:ALA:HA	1:C:285:PHE:CZ	2.21	0.74
1:F:140:LEU:HD12	1:F:226:GLY:O	1.87	0.74
1:G:95:ASP:OD1	1:G:113:LYS:HE3	1.87	0.74
1:G:159:LEU:HD11	1:M:216:LEU:HD21	1.68	0.74
1:H:25:PHE:CD1	1:H:57:ILE:HD11	2.22	0.74
1:I:171:ASP:CG	1:I:225:HIS:HE2	1.89	0.74
1:M:378:GLU:HA	1:M:381:MET:HB2	1.69	0.74
1:M:378:GLU:HA	1:M:381:MET:CB	2.17	0.74
1:B:439:GLN:NE2	2:Y:759:ASN:O	2.21	0.74
1:C:219:LYS:HA	1:C:229:ALA:CB	2.17	0.74
1:G:300:VAL:HG13	1:G:301:PRO:HD2	1.70	0.74
1:G:306:PRO:HG3	1:G:335:ARG:NH2	2.02	0.74
1:H:21:ILE:CD1	1:H:90:ALA:HB3	2.18	0.74
1:M:82:TRP:CD1	1:M:82:TRP:O	2.41	0.74
1:N:9:ILE:HG13	1:N:74:LEU:CD1	2.17	0.74
2:S:753:ALA:O	2:S:757:TYR:CD1	2.41	0.74
1:B:63:ILE:HG22	1:B:64:GLU:HG3	1.70	0.74
1:C:21:ILE:HD13	1:C:39:VAL:HA	1.69	0.74
1:C:369:ASP:OD2	1:C:370:ARG:N	2.18	0.74
1:G:22:ARG:HG2	1:G:22:ARG:NH1	2.00	0.74
1:H:164:LEU:HD22	1:H:165:GLY:H	1.53	0.74
1:J:21:ILE:CD1	1:J:39:VAL:HA	2.17	0.74
1:M:6:ARG:O	1:M:9:ILE:HD12	1.88	0.74
1:M:319:LEU:HD11	1:M:336:SER:HB2	1.70	0.74
1:B:252:LYS:HG2	1:B:257:ALA:HB2	1.70	0.74
1:C:370:ARG:O	1:C:371:ASN:HB3	1.86	0.74
1:G:83:THR:CG2	1:G:89:VAL:HB	2.17	0.74
1:G:185:ALA:HB2	1:M:37:ILE:HG22	1.68	0.74
1:H:341:ALA:O	1:H:343:PRO:HD3	1.86	0.74
1:J:294:ASN:O	1:J:294:ASN:OD1	2.05	0.74
1:L:150:LEU:HD13	1:L:192:PRO:HB2	1.70	0.74
1:M:35:VAL:HG11	1:M:70:LEU:HD21	1.70	0.74
1:N:105:GLU:OE1	1:N:412:HIS:HB3	1.87	0.74
2:P:751:GLN:O	2:P:755:PHE:CD1	2.41	0.74
1:B:146:PRO:HB3	1:B:228:HIS:ND1	2.02	0.74
1:C:98:ASN:HB2	1:C:102:THR:O	1.88	0.74
1:C:133:PRO:O	1:C:196:GLU:HG3	1.88	0.74
1:D:68:MET:HG2	1:D:96:ILE:CG2	2.16	0.74
1:F:63:ILE:HG22	1:F:64:GLU:HG2	1.68	0.74
1:I:247:ASN:OD1	1:I:333:GLU:HB2	1.87	0.74
1:J:63:ILE:HG22	1:J:64:GLU:CG	2.12	0.74

Continued on next page...

Continued from previous page...

Atom-1	Atom-2	Interatomic distance (Å)	Clash overlap (Å)
1:L:161:PRO:HG2	1:L:169:ARG:NH2	2.03	0.74
2:X:759:ASN:O	2:X:760:ARG:HG3	1.87	0.74
1:A:82:TRP:HE1	1:A:221:ILE:HD13	1.53	0.74
1:A:346:ALA:O	1:A:350:LEU:HG	1.88	0.74
1:E:304:GLU:OE2	3:E:501:GLN:CD	2.26	0.74
1:F:399:PHE:CZ	1:F:409:LEU:HD11	2.17	0.74
1:G:345:LEU:O	1:G:349:VAL:HG13	1.88	0.74
1:J:411:GLU:HA	1:J:411:GLU:OE2	1.87	0.74
1:L:132:GLU:OE2	1:L:245:HIS:HD2	1.71	0.74
1:N:372:ILE:HD12	1:N:373:TYR:H	1.48	0.74
2:P:746:LYS:O	2:P:748:LEU:N	2.20	0.74
1:A:437:ARG:NH1	1:C:235:PRO:O	2.20	0.73
1:D:370:ARG:O	1:D:371:ASN:HB3	1.87	0.73
1:H:427:MET:O	1:H:431:GLN:HG2	1.87	0.73
1:J:6:ARG:CZ	1:J:46:LEU:HB2	2.18	0.73
1:K:22:ARG:HH22	1:N:170:ARG:NH2	1.84	0.73
1:K:309:VAL:HG22	1:K:388:LEU:CD2	2.18	0.73
1:K:402:ASN:OD1	1:K:404:VAL:HG13	1.87	0.73
1:N:240:ASN:HA	1:N:303:TYR:HD1	1.53	0.73
1:N:323:PRO:HD2	1:N:331:ARG:O	1.88	0.73
1:B:112:LEU:O	1:B:115:ILE:N	2.20	0.73
1:D:109:ARG:HG3	1:D:344:TYR:CE2	2.23	0.73
1:G:19:LYS:HA	1:G:39:VAL:CG1	2.17	0.73
1:H:439:GLN:HE22	2:Z:759:ASN:HB3	1.52	0.73
1:M:44:LYS:HD2	1:M:50:VAL:HG22	1.70	0.73
1:M:248:LEU:O	1:M:332:VAL:HG23	1.88	0.73
1:M:377:LYS:HB2	1:M:378:GLU:OE2	1.88	0.73
1:E:42:LEU:O	1:E:42:LEU:HD12	1.88	0.73
1:G:171:ASP:O	1:G:175:GLU:CG	2.37	0.73
1:J:303:TYR:O	1:J:304:GLU:HB2	1.88	0.73
1:K:281:HIS:CE1	1:K:404:VAL:HG11	2.24	0.73
1:K:370:ARG:HH12	1:K:372:ILE:CD1	2.00	0.73
1:M:91:ARG:CZ	1:M:93:ILE:HD11	2.18	0.73
1:A:160:ALA:HB2	1:A:188:HIS:HB2	1.69	0.73
1:D:136:PHE:CD1	1:D:235:PRO:HG3	2.24	0.73
1:E:206:ARG:HG2	1:E:206:ARG:HH11	1.52	0.73
1:F:63:ILE:CG1	2:X:751:GLN:HE21	2.01	0.73
1:I:160:ALA:O	1:I:161:PRO:C	2.26	0.73
1:N:18:VAL:O	1:N:19:LYS:HD3	1.87	0.73
2:S:753:ALA:HA	2:S:756:ARG:HG2	1.68	0.73
1:B:9:ILE:HG22	1:B:77:PHE:CE2	2.23	0.73

Continued on next page...

Continued from previous page...

Atom-1	Atom-2	Interatomic distance (Å)	Clash overlap (Å)
1:B:317:SER:CB	1:B:373:TYR:CE1	2.71	0.73
1:D:300:VAL:HG12	1:D:301:PRO:HD2	1.67	0.73
1:D:396:LEU:HD22	1:D:418:ILE:HD13	1.71	0.73
1:E:295:SER:O	1:E:299:LEU:HD22	1.88	0.73
1:G:372:ILE:O	1:G:375:MET:HB2	1.87	0.73
1:G:383:ASN:C	1:G:385:ILE:H	1.90	0.73
1:K:217:VAL:O	1:K:221:ILE:HG12	1.87	0.73
1:N:35:VAL:HG11	1:N:70:LEU:HD21	1.68	0.73
2:Q:750:GLY:O	2:Q:754:HIS:HB2	1.89	0.73
1:C:349:VAL:O	1:C:352:ALA:HB3	1.88	0.73
1:F:155:GLY:N	1:F:158:ASP:OD1	2.21	0.73
1:G:166:GLU:O	1:G:170:ARG:HG3	1.87	0.73
1:L:368:ILE:HG23	1:L:370:ARG:NH1	2.03	0.73
1:C:37:ILE:HG22	1:I:185:ALA:CB	2.19	0.73
1:E:239:VAL:HG23	2:W:757:TYR:CE2	2.22	0.73
1:E:380:ARG:C	1:E:382:GLU:H	1.92	0.73
1:J:376:SER:HB2	1:J:378:GLU:OE1	1.88	0.73
1:M:322:ILE:HG22	1:M:326:ARG:NH2	2.03	0.73
2:X:746:LYS:O	2:X:750:GLY:N	2.21	0.73
1:C:316:ARG:HD3	2:R:747:MET:HG2	1.71	0.73
1:D:300:VAL:CG1	1:D:301:PRO:HD2	2.17	0.73
1:E:310:ALA:CB	1:E:368:ILE:HD11	2.18	0.73
1:G:57:ILE:CD1	1:G:96:ILE:HD13	2.17	0.73
1:L:183:ILE:HD13	1:L:183:ILE:N	2.04	0.73
1:L:380:ARG:O	1:L:380:ARG:HG2	1.88	0.73
1:B:131:PRO:HG2	1:B:211:ILE:HD11	1.70	0.73
1:C:371:ASN:O	1:C:375:MET:SD	2.46	0.73
1:D:113:LYS:CA	1:D:116:LEU:HD12	2.13	0.73
1:K:91:ARG:HH21	1:K:93:ILE:HD11	1.54	0.73
1:K:169:ARG:NH2	1:K:188:HIS:HB2	2.03	0.73
1:L:372:ILE:H	1:L:372:ILE:CD1	2.01	0.73
1:N:129:LEU:CD1	1:N:347:LEU:HD21	2.19	0.73
2:U:749:GLU:O	2:U:752:ASN:HB3	1.88	0.73
1:B:183:ILE:HD13	1:B:199:PHE:HB3	1.71	0.73
1:C:223:ARG:O	1:C:226:GLY:N	2.22	0.73
1:E:127:PHE:CD2	1:E:351:LEU:HD22	2.24	0.73
1:F:112:LEU:HD11	1:F:204:ALA:HB1	1.68	0.73
1:G:243:GLY:HA3	1:G:298:ARG:NH1	2.03	0.73
1:H:253:ASN:HB2	1:H:255:VAL:CG2	2.17	0.73
1:E:311:TRP:CB	1:E:320:ILE:HB	2.19	0.72
1:H:343:PRO:O	1:H:347:LEU:HB2	1.88	0.72

Continued on next page...

Continued from previous page...

Atom-1	Atom-2	Interatomic distance (Å)	Clash overlap (Å)
1:M:310:ALA:CB	1:M:368:ILE:HG13	2.10	0.72
1:C:34:ASN:C	1:C:34:ASN:HD22	1.91	0.72
1:C:109:ARG:HA	1:C:344:TYR:CD2	2.24	0.72
1:G:315:ASN:O	1:G:318:PRO:HD3	1.89	0.72
1:H:39:VAL:C	1:H:41:GLN:H	1.92	0.72
1:I:42:LEU:HD12	1:I:42:LEU:O	1.89	0.72
1:J:78:VAL:HG12	1:J:91:ARG:HG3	1.69	0.72
1:K:208:CYS:HA	1:K:211:ILE:CD1	2.19	0.72
1:A:372:ILE:CG2	1:A:385:ILE:HD13	2.19	0.72
1:A:402:ASN:O	1:A:406:VAL:HG23	1.89	0.72
1:A:427:MET:SD	2:O:759:ASN:ND2	2.63	0.72
1:B:317:SER:HB3	1:B:373:TYR:HE1	1.52	0.72
1:B:383:ASN:O	1:B:385:ILE:N	2.22	0.72
1:E:168:CYS:O	1:E:172:ILE:HG13	1.89	0.72
1:E:280:LYS:HD3	1:E:362:LEU:HD21	1.70	0.72
1:F:129:LEU:CD1	1:F:347:LEU:HD11	2.19	0.72
1:G:48:ASN:ND2	1:G:71:TYR:CG	2.58	0.72
1:I:215:LYS:HA	1:I:231:PHE:CE2	2.24	0.72
1:J:140:LEU:HD12	1:J:226:GLY:O	1.89	0.72
1:M:326:ARG:HA	1:M:330:THR:OG1	1.89	0.72
1:A:399:PHE:HZ	1:A:409:LEU:CD1	2.02	0.72
1:E:168:CYS:SG	1:E:172:ILE:HD11	2.29	0.72
1:G:28:ILE:O	1:G:28:ILE:HD13	1.90	0.72
1:G:295:SER:O	1:G:298:ARG:HB3	1.88	0.72
1:H:129:LEU:HD22	1:H:131:PRO:HG3	1.70	0.72
1:L:297:LYS:HD2	1:M:429:ARG:O	1.88	0.72
1:A:205:VAL:HG23	1:A:206:ARG:H	1.54	0.72
1:E:308:TYR:HB2	1:E:372:ILE:HD11	1.71	0.72
1:F:96:ILE:HG22	1:F:104:PHE:HB2	1.71	0.72
1:H:248:LEU:O	1:H:331:ARG:HB2	1.89	0.72
1:C:308:TYR:HB2	1:C:372:ILE:HD12	1.71	0.72
1:G:388:LEU:O	1:G:389:PRO:O	2.07	0.72
1:H:68:MET:CG	1:H:96:ILE:HG22	2.19	0.72
1:M:381:MET:CE	1:M:386:VAL:HA	2.19	0.72
2:W:749:GLU:O	2:W:753:ALA:N	2.22	0.72
1:E:282:ALA:HB1	1:E:319:LEU:HD21	1.70	0.72
1:H:141:ASP:HB3	1:H:147:THR:CG2	2.19	0.72
1:K:418:ILE:HG22	1:K:422:GLU:HG3	1.70	0.72
1:D:181:PHE:HB3	1:D:183:ILE:HG12	1.72	0.72
1:L:232:MET:HE1	1:M:437:ARG:HA	1.71	0.72
2:R:747:MET:O	2:R:751:GLN:HB2	1.89	0.72

Continued on next page...

Continued from previous page...

Atom-1	Atom-2	Interatomic distance (Å)	Clash overlap (Å)
1:H:25:PHE:HD1	1:H:57:ILE:HD11	1.55	0.72
1:H:68:MET:HG3	1:H:97:TYR:O	1.89	0.72
1:H:253:ASN:CB	1:H:255:VAL:HG23	2.20	0.72
1:I:45:ALA:HA	1:I:50:VAL:HG22	1.72	0.72
1:I:52:PHE:CE1	1:I:96:ILE:HD12	2.24	0.72
1:I:172:ILE:O	1:I:176:LEU:HG	1.90	0.72
1:K:444:TYR:N	1:K:444:TYR:HD2	1.88	0.72
1:M:427:MET:CE	2:T:759:ASN:HB3	2.19	0.72
1:A:57:ILE:CD1	1:A:96:ILE:HD13	2.20	0.72
1:C:150:LEU:CD1	1:C:192:PRO:HB2	2.19	0.72
1:E:375:MET:HB3	1:E:379:GLU:HB3	1.70	0.72
1:F:109:ARG:HA	1:F:344:TYR:CD2	2.24	0.72
1:G:150:LEU:HD13	1:G:192:PRO:HB2	1.71	0.72
1:G:431:GLN:NE2	1:I:237:PHE:CD2	2.57	0.72
1:J:84:ALA:HB2	1:J:88:LYS:NZ	2.05	0.72
1:J:129:LEU:HD22	1:J:131:PRO:HG3	1.72	0.72
1:L:139:LYS:HA	1:L:227:LEU:HD22	1.71	0.72
1:L:296:TYR:CE1	1:L:392:LEU:HA	2.25	0.72
2:V:749:GLU:HA	2:V:752:ASN:CB	2.19	0.72
1:B:60:PHE:CD2	2:W:758:LYS:HG3	2.25	0.71
1:C:159:LEU:C	1:C:161:PRO:HD3	2.10	0.71
1:E:13:VAL:HG13	1:E:18:VAL:CB	2.14	0.71
1:I:115:ILE:CG2	1:I:351:LEU:HD23	2.20	0.71
1:J:54:GLY:HA3	1:J:68:MET:HE1	1.69	0.71
1:J:345:LEU:HD22	1:J:409:LEU:HD22	1.72	0.71
1:K:114:ARG:O	1:K:117:LYS:HB2	1.90	0.71
1:K:320:ILE:HD12	1:K:320:ILE:H	1.55	0.71
1:M:249:SER:HA	1:M:258:PHE:CE1	2.24	0.71
1:M:290:ASN:ND2	1:M:299:LEU:HD21	2.05	0.71
1:N:184:GLU:OE1	1:N:184:GLU:HA	1.90	0.71
1:N:319:LEU:HD22	1:N:320:ILE:CD1	2.19	0.71
1:B:8:ASP:O	1:B:12:LEU:HD12	1.91	0.71
1:E:169:ARG:NH2	1:E:188:HIS:HB2	2.04	0.71
1:H:160:ALA:O	1:H:166:GLU:OE1	2.08	0.71
1:K:164:LEU:O	1:K:168:CYS:HB2	1.90	0.71
1:L:52:PHE:CE1	1:L:70:LEU:HD13	2.26	0.71
1:L:161:PRO:O	1:L:162:THR:O	2.08	0.71
1:B:427:MET:HE2	1:D:435:TRP:HZ2	1.54	0.71
1:F:127:PHE:CE2	1:F:351:LEU:HD13	2.25	0.71
1:G:109:ARG:HA	1:G:344:TYR:CD2	2.24	0.71
1:I:4:TYR:HB3	1:I:9:ILE:CD1	2.20	0.71

Continued on next page...

Continued from previous page...

Atom-1	Atom-2	Interatomic distance (Å)	Clash overlap (Å)
1:I:319:LEU:CD2	1:I:320:ILE:HG13	2.19	0.71
1:K:316:ARG:CD	1:L:63:ILE:O	2.37	0.71
1:K:326:ARG:HA	1:K:330:THR:OG1	1.90	0.71
2:S:749:GLU:C	2:S:752:ASN:HB3	2.10	0.71
1:C:243:GLY:HA2	1:C:298:ARG:NH1	2.04	0.71
1:C:311:TRP:CZ2	1:C:367:PRO:HD3	2.25	0.71
1:D:234:LYS:HD2	1:D:239:VAL:O	1.90	0.71
1:A:215:LYS:O	1:A:219:LYS:HG3	1.90	0.71
1:E:67:ASP:O	1:E:99:PRO:HG3	1.91	0.71
1:L:371:ASN:ND2	1:L:374:VAL:HG13	2.05	0.71
1:M:132:GLU:HG2	1:M:198:ASP:OD1	1.91	0.71
1:N:83:THR:HG21	1:N:89:VAL:HG23	1.71	0.71
1:E:377:LYS:HA	1:E:380:ARG:NH2	2.05	0.71
1:E:434:PRO:HG2	1:F:434:PRO:HG2	1.71	0.71
2:1:747:MET:O	2:1:751:GLN:CB	2.39	0.71
2:1:758:LYS:HD2	2:1:758:LYS:O	1.91	0.71
2:2:748:LEU:O	2:2:752:ASN:HB2	1.89	0.71
1:C:369:ASP:OD2	1:C:370:ARG:HG2	1.90	0.71
1:D:62:ARG:HD3	2:Y:754:HIS:CE1	2.25	0.71
1:F:274:PHE:HB2	1:F:358:ILE:HD11	1.73	0.71
1:G:170:ARG:HG2	1:M:20:TYR:CE2	2.26	0.71
1:H:172:ILE:O	1:H:176:LEU:HD12	1.89	0.71
2:W:748:LEU:O	2:W:748:LEU:HD13	1.89	0.71
1:A:176:LEU:O	1:A:181:PHE:HB2	1.91	0.71
1:C:315:ASN:HB3	1:C:318:PRO:HD3	1.72	0.71
1:D:373:TYR:O	2:X:746:LYS:HD2	1.90	0.71
1:G:215:LYS:O	1:G:219:LYS:HG3	1.89	0.71
1:G:396:LEU:O	1:G:400:LYS:HG3	1.90	0.71
1:H:368:ILE:HD12	1:H:372:ILE:HG23	1.72	0.71
2:W:758:LYS:CD	2:W:758:LYS:C	2.59	0.71
1:B:392:LEU:O	1:B:396:LEU:HG	1.90	0.71
1:B:423:ILE:O	1:B:427:MET:HG3	1.91	0.71
1:D:316:ARG:NH2	1:D:372:ILE:HD11	2.06	0.71
1:H:58:GLU:O	1:H:61:VAL:HG22	1.90	0.71
1:H:78:VAL:CG2	1:H:91:ARG:HH12	2.04	0.71
1:J:98:ASN:HB2	1:J:102:THR:O	1.90	0.71
1:L:219:LYS:HA	1:L:229:ALA:HB3	1.72	0.71
1:N:63:ILE:HD11	2:Z:751:GLN:NE2	2.04	0.71
2:V:751:GLN:O	2:V:755:PHE:CD2	2.42	0.71
1:D:164:LEU:HD13	1:F:223:ARG:NH1	2.06	0.71
1:G:252:LYS:O	1:G:252:LYS:HG3	1.91	0.71

Continued on next page...

Continued from previous page...

Atom-1	Atom-2	Interatomic distance (Å)	Clash overlap (Å)
1:M:114:ARG:HA	1:M:117:LYS:CE	2.21	0.71
1:N:313:ALA:O	1:N:314:GLN:HB2	1.89	0.71
1:N:370:ARG:C	1:N:371:ASN:ND2	2.44	0.71
2:Y:753:ALA:O	2:Y:757:TYR:CE1	2.43	0.71
1:E:112:LEU:HD11	1:E:204:ALA:HB1	1.73	0.70
1:I:248:LEU:O	1:I:331:ARG:HB2	1.91	0.70
1:K:119:MET:HG2	1:K:124:PHE:HB2	1.73	0.70
1:F:389:PRO:HA	1:F:394:GLU:OE1	1.91	0.70
1:J:61:VAL:CG1	1:J:420:ALA:HB2	2.21	0.70
1:K:329:SER:O	1:K:330:THR:C	2.28	0.70
1:N:120:GLU:HA	1:N:124:PHE:O	1.90	0.70
1:A:435:TRP:CZ3	1:C:428:PHE:HB2	2.27	0.70
1:B:428:PHE:HB2	1:D:435:TRP:CZ3	2.26	0.70
1:D:150:LEU:HD13	1:D:192:PRO:O	1.90	0.70
1:E:385:ILE:O	1:E:385:ILE:HG22	1.90	0.70
1:J:275:ILE:CD1	1:J:332:VAL:HG11	2.20	0.70
1:M:127:PHE:CZ	1:M:248:LEU:HD22	2.26	0.70
1:M:137:LEU:HA	1:M:228:HIS:O	1.91	0.70
1:N:113:LYS:HA	1:N:116:LEU:HD12	1.71	0.70
2:W:751:GLN:O	2:W:755:PHE:HD2	1.75	0.70
1:B:284:SER:HB3	1:B:398:GLU:O	1.92	0.70
1:D:5:THR:HG23	1:D:8:ASP:OD2	1.90	0.70
1:H:91:ARG:HE	1:H:93:ILE:HD11	1.55	0.70
1:J:60:PHE:HB3	2:U:758:LYS:CG	2.20	0.70
1:K:216:LEU:HD21	1:N:159:LEU:HD13	1.72	0.70
1:L:163:ASP:OD1	1:L:167:ASN:CG	2.30	0.70
1:A:135:PHE:O	1:A:194:GLN:HA	1.90	0.70
1:B:368:ILE:CG2	1:B:369:ASP:N	2.54	0.70
1:C:9:ILE:HG13	1:C:74:LEU:CD1	2.21	0.70
1:E:28:ILE:HD13	1:E:345:LEU:HD11	1.73	0.70
1:G:5:THR:H	1:G:8:ASP:HB2	1.54	0.70
1:G:208:CYS:HB3	1:G:343:PRO:HB3	1.72	0.70
1:H:35:VAL:HG11	1:H:70:LEU:CD2	2.21	0.70
1:I:246:CYS:SG	1:I:337:VAL:HG21	2.31	0.70
1:I:276:ALA:HB2	1:I:364:ALA:HA	1.73	0.70
2:T:753:ALA:O	2:T:757:TYR:HE1	1.71	0.70
1:D:34:ASN:HD22	1:D:34:ASN:C	1.90	0.70
1:H:247:ASN:HB3	1:H:331:ARG:HG3	1.72	0.70
1:H:439:GLN:NE2	2:Z:759:ASN:HB3	2.06	0.70
1:K:319:LEU:HB3	1:K:320:ILE:HD12	1.73	0.70
1:M:112:LEU:CD1	1:M:205:VAL:HG22	2.21	0.70

Continued on next page...

Continued from previous page...

Atom-1	Atom-2	Interatomic distance (Å)	Clash overlap (Å)
1:N:96:ILE:HG21	1:N:104:PHE:CD2	2.21	0.70
2:U:753:ALA:O	2:U:756:ARG:HG2	1.92	0.70
1:A:197:ILE:HD12	1:A:214:PHE:HZ	1.56	0.70
1:A:355:LEU:HD23	1:A:358:ILE:HD12	1.73	0.70
1:B:96:ILE:HG22	1:B:104:PHE:CB	2.21	0.70
1:C:437:ARG:C	1:C:439:GLN:H	1.93	0.70
1:D:13:VAL:HG13	1:D:18:VAL:HB	1.74	0.70
1:D:63:ILE:HG23	1:H:316:ARG:HG2	1.71	0.70
1:G:429:ARG:NH2	1:I:300:VAL:HG23	2.07	0.70
1:H:400:LYS:HG2	1:H:418:ILE:HD13	1.73	0.70
1:L:79:ILE:CD1	1:L:90:ALA:HB2	2.20	0.70
1:L:183:ILE:HA	1:L:199:PHE:HA	1.74	0.70
1:M:68:MET:HE2	1:M:98:ASN:HA	1.73	0.70
1:N:182:GLU:OE1	1:N:200:LYS:HD2	1.91	0.70
1:N:409:LEU:O	1:N:413:LEU:HB2	1.91	0.70
2:V:748:LEU:O	2:V:752:ASN:N	2.24	0.70
1:B:36:GLU:HG3	1:E:186:SER:O	1.92	0.70
1:B:231:PHE:HB3	1:B:339:PRO:HB2	1.72	0.70
1:C:150:LEU:HD13	1:C:192:PRO:HB2	1.72	0.70
1:C:274:PHE:CE1	1:C:354:GLY:HA3	2.27	0.70
1:F:114:ARG:HA	1:F:117:LYS:HD2	1.74	0.70
1:F:323:PRO:HD2	1:F:331:ARG:O	1.92	0.70
1:F:406:VAL:HG22	1:F:414:PHE:HE1	1.56	0.70
1:G:6:ARG:O	1:G:10:GLU:HG3	1.91	0.70
1:J:233:PRO:HB2	1:J:294:ASN:O	1.92	0.70
1:K:30:GLY:HA2	1:K:342:ASN:HD22	1.57	0.70
1:M:127:PHE:HZ	1:M:248:LEU:HD22	1.57	0.70
2:W:749:GLU:HA	2:W:752:ASN:CB	2.22	0.70
1:C:169:ARG:NH1	1:E:36:GLU:OE1	2.25	0.70
1:E:159:LEU:O	1:E:162:THR:OG1	2.07	0.70
1:E:323:PRO:HG2	1:E:331:ARG:CG	2.22	0.70
1:G:320:ILE:HG22	1:G:321:ARG:N	2.04	0.70
1:H:137:LEU:HD23	1:H:229:ALA:HA	1.73	0.70
1:H:399:PHE:HE1	1:H:405:MET:HB3	1.57	0.70
1:I:113:LYS:O	1:I:117:LYS:HG3	1.92	0.70
1:J:102:THR:OG1	1:J:103:PRO:HD2	1.92	0.70
1:L:141:ASP:HB3	1:L:147:THR:CG2	2.22	0.70
1:L:375:MET:HB2	1:L:380:ARG:HB3	1.74	0.70
2:Q:751:GLN:O	2:Q:755:PHE:CD1	2.45	0.70
1:A:169:ARG:HH21	1:A:195:HIS:CD2	2.09	0.70
1:D:328:ILE:HD13	1:D:328:ILE:H	1.54	0.70

Continued on next page...

Continued from previous page...

Atom-1	Atom-2	Interatomic distance (Å)	Clash overlap (Å)
1:E:78:VAL:HG11	1:E:179:MET:HE1	1.74	0.70
1:I:399:PHE:HE1	1:I:405:MET:HB3	1.55	0.70
1:C:56:SER:HB3	1:I:156:TYR:CE2	2.26	0.69
1:E:310:ALA:HB2	1:E:385:ILE:CD1	2.22	0.69
1:E:318:PRO:HG3	1:E:321:ARG:HG3	1.74	0.69
1:F:160:ALA:O	1:F:161:PRO:O	2.09	0.69
1:K:60:PHE:HA	2:V:754:HIS:CE1	2.27	0.69
1:L:159:LEU:O	1:L:161:PRO:HD3	1.92	0.69
1:M:97:TYR:CE2	1:M:103:PRO:HB3	2.27	0.69
1:M:189:GLU:HB2	1:M:194:GLN:HB3	1.71	0.69
1:C:243:GLY:HA2	1:C:298:ARG:HH12	1.56	0.69
1:G:182:GLU:HB3	1:G:200:LYS:NZ	2.07	0.69
1:F:96:ILE:HG22	1:F:104:PHE:CB	2.22	0.69
1:J:321:ARG:O	1:J:323:PRO:HD3	1.91	0.69
1:K:156:TYR:CE2	1:L:56:SER:HB3	2.26	0.69
1:L:175:GLU:HG3	1:L:221:ILE:CD1	2.21	0.69
1:M:326:ARG:CD	1:M:330:THR:HG23	2.22	0.69
1:A:379:GLU:O	1:A:382:GLU:HG2	1.91	0.69
1:C:79:ILE:HD13	1:C:90:ALA:HB2	1.72	0.69
1:D:267:LEU:HD11	1:D:322:ILE:HD12	1.74	0.69
1:F:371:ASN:N	1:F:371:ASN:HD22	1.89	0.69
1:K:193:GLY:O	1:K:195:HIS:CE1	2.45	0.69
1:L:261:GLU:H	1:L:261:GLU:CD	1.96	0.69
1:M:217:VAL:HG13	1:M:221:ILE:HD11	1.73	0.69
1:M:418:ILE:HG22	1:M:422:GLU:HG3	1.75	0.69
1:N:37:ILE:HD13	1:N:41:GLN:O	1.92	0.69
1:D:51:MET:CG	1:D:68:MET:O	2.41	0.69
1:E:316:ARG:HG2	2:W:747:MET:HG2	1.74	0.69
1:E:375:MET:HB3	1:E:379:GLU:CB	2.22	0.69
1:G:297:LYS:HE3	1:I:436:GLU:CD	2.13	0.69
1:H:141:ASP:HB3	1:H:147:THR:HG21	1.73	0.69
1:H:178:GLU:O	1:H:179:MET:HG3	1.92	0.69
1:I:311:TRP:CZ3	1:I:322:ILE:CD1	2.75	0.69
1:J:96:ILE:HG22	1:J:104:PHE:HB2	1.72	0.69
1:J:275:ILE:HD11	1:J:332:VAL:HG11	1.74	0.69
1:L:113:LYS:O	1:L:117:LYS:HG3	1.91	0.69
2:1:751:GLN:O	2:1:754:HIS:N	2.25	0.69
1:C:140:LEU:HD23	1:C:146:PRO:HA	1.74	0.69
1:D:160:ALA:HB1	1:D:161:PRO:HD2	1.75	0.69
1:F:82:TRP:CD1	1:F:175:GLU:OE2	2.45	0.69
1:F:370:ARG:H	1:F:370:ARG:HD3	1.57	0.69

Continued on next page...

Continued from previous page...

Atom-1	Atom-2	Interatomic distance (Å)	Clash overlap (Å)
1:I:252:LYS:HB2	1:I:252:LYS:NZ	2.08	0.69
1:J:115:ILE:CG2	1:J:351:LEU:HD23	2.22	0.69
1:J:223:ARG:HH11	1:J:223:ARG:CG	2.03	0.69
1:J:247:ASN:O	1:J:248:LEU:HD23	1.93	0.69
1:K:178:GLU:O	1:K:179:MET:HG2	1.91	0.69
1:K:373:TYR:CD2	2:1:746:LYS:HB3	2.27	0.69
1:K:443:GLN:HB3	1:K:444:TYR:HD2	1.58	0.69
1:K:444:TYR:CD2	1:K:444:TYR:N	2.59	0.69
1:L:133:PRO:HB3	1:L:244:MET:SD	2.33	0.69
1:L:139:LYS:HA	1:L:227:LEU:CD2	2.23	0.69
1:N:341:ALA:O	1:N:343:PRO:HD3	1.92	0.69
1:A:325:SER:HB3	1:G:51:MET:HE1	1.75	0.69
1:B:302:GLY:O	2:Z:753:ALA:CB	2.37	0.69
1:C:131:PRO:HD2	1:C:199:PHE:HB2	1.75	0.69
1:G:431:GLN:NE2	1:I:237:PHE:CG	2.61	0.69
1:I:267:LEU:HD11	1:I:322:ILE:HD13	1.75	0.69
1:N:208:CYS:SG	1:N:343:PRO:O	2.51	0.69
1:A:52:PHE:CD1	1:A:70:LEU:HD13	2.28	0.69
1:C:37:ILE:HG22	1:I:185:ALA:HB2	1.74	0.69
1:C:171:ASP:O	1:C:175:GLU:HG2	1.93	0.69
1:E:206:ARG:HH11	1:E:206:ARG:CG	2.04	0.69
1:E:319:LEU:CD1	1:E:388:LEU:HD11	2.21	0.69
1:F:34:ASN:ND2	1:F:34:ASN:O	2.25	0.69
1:G:18:VAL:O	1:G:39:VAL:HG11	1.92	0.69
1:G:142:GLU:H	1:G:142:GLU:CD	1.94	0.69
1:G:162:THR:CG2	1:G:164:LEU:HD23	2.23	0.69
1:H:32:ILE:HD12	1:H:216:LEU:HD12	1.74	0.69
1:H:60:PHE:HB3	2:2:758:LYS:HG2	1.73	0.69
1:H:60:PHE:HD2	2:2:758:LYS:HG2	1.58	0.69
1:I:9:ILE:HG12	1:I:74:LEU:HD12	1.75	0.69
1:I:171:ASP:OD1	1:I:221:ILE:HG23	1.93	0.69
1:I:316:ARG:NH1	2:Q:747:MET:HA	2.07	0.69
1:J:52:PHE:HE1	1:J:70:LEU:HD13	1.57	0.69
1:J:96:ILE:HG22	1:J:104:PHE:CB	2.21	0.69
1:K:140:LEU:HD22	1:K:144:GLY:O	1.93	0.69
1:K:316:ARG:HD2	1:L:63:ILE:O	1.92	0.69
1:L:115:ILE:HD13	1:L:118:GLU:OE1	1.93	0.69
1:M:414:PHE:CE1	1:M:418:ILE:HD11	2.27	0.69
1:N:63:ILE:HG22	1:N:64:GLU:HG2	1.73	0.69
1:N:127:PHE:CD1	1:N:351:LEU:HD13	2.28	0.69
1:C:243:GLY:CA	1:C:298:ARG:NH1	2.56	0.69

Continued on next page...

Continued from previous page...

Atom-1	Atom-2	Interatomic distance (Å)	Clash overlap (Å)
1:E:91:ARG:CD	1:E:92:PHE:O	2.41	0.69
1:G:63:ILE:C	1:G:64:GLU:HG3	2.11	0.69
1:H:132:GLU:HB2	1:H:245:HIS:HB2	1.75	0.69
1:I:206:ARG:O	1:I:209:ASP:HB2	1.93	0.69
1:M:34:ASN:O	1:M:34:ASN:ND2	2.26	0.69
1:M:96:ILE:HG22	1:M:104:PHE:HB2	1.74	0.69
1:N:62:ARG:CG	2:Z:754:HIS:CE1	2.76	0.69
1:B:23:LEU:HD22	1:B:94:CYS:SG	2.32	0.69
1:F:362:LEU:HD12	1:F:362:LEU:N	2.07	0.69
1:I:35:VAL:HG11	1:I:70:LEU:CD2	2.23	0.69
1:B:399:PHE:CZ	1:B:409:LEU:HD12	2.22	0.68
1:C:275:ILE:O	1:C:279:VAL:HG23	1.92	0.68
1:D:253:ASN:O	1:D:255:VAL:HG23	1.92	0.68
1:E:244:MET:HB2	1:E:339:PRO:HD3	1.75	0.68
1:F:355:LEU:HD23	1:F:355:LEU:N	2.08	0.68
1:N:63:ILE:CD1	2:Z:751:GLN:HE21	2.06	0.68
1:N:77:PHE:HB2	1:N:92:PHE:CE2	2.28	0.68
1:C:53:ASP:O	1:C:56:SER:OG	2.07	0.68
1:D:341:ALA:O	1:D:343:PRO:HD3	1.94	0.68
1:F:234:LYS:HE2	1:F:239:VAL:O	1.92	0.68
1:H:114:ARG:HH11	1:H:115:ILE:CD1	2.05	0.68
1:I:38:PRO:HG2	1:L:183:ILE:HG12	1.74	0.68
1:J:106:GLY:HA2	1:J:413:LEU:HG	1.74	0.68
1:K:134:GLU:HG2	1:K:189:GLU:HG3	1.75	0.68
2:Q:756:ARG:HH11	2:Q:756:ARG:CG	2.05	0.68
1:D:60:PHE:HB3	2:Y:758:LYS:CG	2.16	0.68
1:F:162:THR:O	1:F:162:THR:HG22	1.94	0.68
1:K:19:LYS:HB2	1:K:87:GLY:HA3	1.72	0.68
1:L:138:PHE:HB3	1:L:147:THR:O	1.92	0.68
2:S:757:TYR:H	2:S:757:TYR:HD1	1.41	0.68
1:A:60:PHE:HB3	2:O:758:LYS:HG3	1.75	0.68
1:B:155:GLY:C	1:B:158:ASP:OD1	2.32	0.68
1:B:169:ARG:HD2	1:N:36:GLU:OE1	1.93	0.68
1:C:127:PHE:CZ	1:C:248:LEU:HD22	2.29	0.68
1:D:137:LEU:HA	1:D:228:HIS:O	1.94	0.68
1:D:359:LYS:NZ	1:D:359:LYS:CB	2.55	0.68
1:G:243:GLY:HA3	1:G:298:ARG:HH12	1.58	0.68
1:J:64:GLU:HB2	1:M:314:GLN:NE2	2.08	0.68
1:J:96:ILE:HG21	1:J:104:PHE:CD2	2.28	0.68
1:K:13:VAL:CG1	1:K:18:VAL:HB	2.10	0.68
1:L:346:ALA:O	1:L:350:LEU:HB2	1.93	0.68

Continued on next page...

Continued from previous page...

Atom-1	Atom-2	Interatomic distance (Å)	Clash overlap (Å)
1:M:60:PHE:HD2	2:T:758:LYS:HG3	1.58	0.68
1:M:63:ILE:HD12	2:T:747:MET:HE3	1.75	0.68
1:C:113:LYS:HA	1:C:116:LEU:CD1	2.14	0.68
1:C:233:PRO:HB2	1:C:294:ASN:OD1	1.93	0.68
1:D:56:SER:HB2	1:H:156:TYR:CE2	2.29	0.68
1:D:112:LEU:HA	1:D:348:SER:OG	1.93	0.68
1:E:124:PHE:HD2	1:E:252:LYS:HB2	1.58	0.68
1:I:281:HIS:CD2	1:I:402:ASN:HD21	2.11	0.68
1:I:409:LEU:O	1:I:413:LEU:HB2	1.94	0.68
1:I:443:GLN:HE22	2:P:758:LYS:NZ	1.92	0.68
1:J:5:THR:HG22	1:J:6:ARG:N	2.08	0.68
2:R:750:GLY:O	2:R:754:HIS:N	2.20	0.68
1:D:83:THR:HG21	1:D:89:VAL:HG23	1.75	0.68
1:D:248:LEU:HD11	1:D:350:LEU:HD13	1.74	0.68
1:F:312:SER:HB2	1:F:368:ILE:O	1.94	0.68
1:F:316:ARG:HG3	2:O:747:MET:HE3	1.76	0.68
1:G:289:THR:O	1:G:341:ALA:HB2	1.93	0.68
1:H:183:ILE:HD12	1:H:183:ILE:N	2.05	0.68
1:H:380:ARG:O	1:H:380:ARG:HG2	1.93	0.68
1:I:111:ASN:HD21	1:I:409:LEU:HA	1.58	0.68
1:M:378:GLU:C	1:M:381:MET:H	1.96	0.68
1:B:306:PRO:HA	1:B:317:SER:HB2	1.76	0.68
1:D:96:ILE:HG22	1:D:104:PHE:HB2	1.75	0.68
1:D:243:GLY:CA	1:D:298:ARG:HH12	2.07	0.68
1:E:5:THR:HG22	1:E:8:ASP:OD1	1.93	0.68
1:E:239:VAL:HG23	2:W:757:TYR:HE2	1.57	0.68
1:F:290:ASN:ND2	1:F:336:SER:O	2.23	0.68
1:H:302:GLY:O	2:Y:750:GLY:HA2	1.91	0.68
1:J:57:ILE:C	1:J:59:GLY:H	1.97	0.68
1:K:98:ASN:OD1	1:K:104:PHE:HA	1.94	0.68
1:L:155:GLY:C	1:L:189:GLU:O	2.32	0.68
1:L:163:ASP:OD1	1:L:167:ASN:HB2	1.93	0.68
1:F:45:ALA:HA	1:F:50:VAL:HG23	1.74	0.68
1:F:357:GLY:HA2	1:F:362:LEU:HD13	1.76	0.68
1:K:176:LEU:O	1:K:181:PHE:HB2	1.94	0.68
1:M:289:THR:O	1:M:341:ALA:HB2	1.94	0.68
2:O:756:ARG:HG3	2:O:757:TYR:CE1	2.29	0.68
1:A:377:LYS:HA	1:A:380:ARG:NH1	2.09	0.68
1:D:132:GLU:HB2	1:D:245:HIS:HB2	1.75	0.68
1:E:300:VAL:HG12	1:E:301:PRO:HD2	1.75	0.68
1:E:323:PRO:HG2	1:E:331:ARG:HG3	1.75	0.68

Continued on next page...

Continued from previous page...

Atom-1	Atom-2	Interatomic distance (Å)	Clash overlap (Å)
1:F:329:SER:O	1:F:331:ARG:HD3	1.94	0.68
1:J:172:ILE:O	1:J:176:LEU:HG	1.94	0.68
1:K:376:SER:HB2	1:K:379:GLU:HB2	1.76	0.68
1:N:208:CYS:HB3	1:N:343:PRO:HB2	1.76	0.68
1:B:233:PRO:HB2	1:B:294:ASN:OD1	1.93	0.68
1:C:341:ALA:O	1:C:343:PRO:HD3	1.94	0.68
1:E:127:PHE:HE2	1:E:351:LEU:HB2	1.56	0.68
1:G:63:ILE:HG22	1:G:64:GLU:CG	2.24	0.68
1:L:162:THR:O	1:L:163:ASP:C	2.30	0.68
1:L:163:ASP:OD1	1:L:167:ASN:CB	2.41	0.68
1:L:369:ASP:C	1:L:369:ASP:OD2	2.32	0.68
1:L:383:ASN:HD22	1:L:383:ASN:N	1.92	0.68
1:N:317:SER:HB3	1:N:373:TYR:OH	1.93	0.68
1:C:114:ARG:NH2	1:C:407:LYS:O	2.28	0.67
1:F:48:ASN:HB3	1:F:71:TYR:CD1	2.29	0.67
1:F:171:ASP:CG	1:F:225:HIS:HE1	1.97	0.67
1:F:215:LYS:O	1:F:219:LYS:HG3	1.94	0.67
1:G:52:PHE:CE1	1:G:70:LEU:HD13	2.29	0.67
1:I:135:PHE:HB3	1:I:231:PHE:CE1	2.29	0.67
1:K:159:LEU:O	1:K:161:PRO:HD3	1.93	0.67
1:L:98:ASN:HB2	1:L:102:THR:HB	1.76	0.67
1:N:239:VAL:CA	2:V:757:TYR:OH	2.41	0.67
1:N:239:VAL:HG13	2:V:757:TYR:OH	1.94	0.67
1:A:443:GLN:CD	2:Q:758:LYS:HZ3	1.97	0.67
1:D:186:SER:O	1:F:36:GLU:HG3	1.94	0.67
1:D:377:LYS:HA	1:D:380:ARG:CZ	2.24	0.67
1:E:105:GLU:HG3	1:E:106:GLY:H	1.56	0.67
1:G:199:PHE:N	1:G:199:PHE:CD1	2.50	0.67
1:I:112:LEU:CD2	1:I:116:LEU:HD11	2.06	0.67
1:K:193:GLY:O	1:K:195:HIS:ND1	2.28	0.67
1:K:316:ARG:HG3	2:1:747:MET:SD	2.34	0.67
1:A:116:LEU:HD23	1:A:351:LEU:CD2	2.24	0.67
1:A:252:LYS:O	1:A:252:LYS:HG3	1.93	0.67
1:B:96:ILE:HG22	1:B:104:PHE:HB3	1.76	0.67
1:H:13:VAL:HG13	1:H:18:VAL:HB	1.77	0.67
1:M:120:GLU:C	1:M:122:LEU:H	1.97	0.67
1:M:289:THR:C	1:M:291:PRO:HD3	2.15	0.67
1:M:290:ASN:O	1:M:296:TYR:HE1	1.76	0.67
1:M:378:GLU:CD	1:M:378:GLU:N	2.47	0.67
1:N:295:SER:O	1:N:298:ARG:HB3	1.94	0.67
1:N:316:ARG:HG3	1:N:373:TYR:HE1	1.59	0.67

Continued on next page...

Continued from previous page...

Atom-1	Atom-2	Interatomic distance (Å)	Clash overlap (Å)
1:D:234:LYS:HE3	1:D:298:ARG:HA	1.77	0.67
1:E:360:ASN:HB2	1:E:362:LEU:CD1	2.24	0.67
1:F:258:PHE:HB3	1:F:271:ALA:CB	2.25	0.67
1:G:29:LEU:HD11	1:G:60:PHE:CE2	2.30	0.67
1:G:316:ARG:HG2	1:G:373:TYR:CZ	2.28	0.67
1:J:21:ILE:HD11	1:J:39:VAL:HA	1.75	0.67
1:M:167:ASN:HD21	1:M:170:ARG:NH1	1.93	0.67
2:Y:751:GLN:HG3	2:Y:755:PHE:CE1	2.29	0.67
1:A:57:ILE:HD11	1:A:96:ILE:CD1	2.25	0.67
1:A:288:VAL:HG12	1:A:289:THR:N	2.09	0.67
1:D:20:TYR:HE2	1:D:22:ARG:HH12	1.43	0.67
1:D:79:ILE:O	1:D:79:ILE:HG22	1.94	0.67
1:E:96:ILE:HG22	1:E:104:PHE:CB	2.24	0.67
1:F:63:ILE:HG13	2:X:751:GLN:HE21	1.58	0.67
1:F:234:LYS:HG2	1:F:297:LYS:O	1.92	0.67
1:G:96:ILE:O	1:G:104:PHE:HB2	1.94	0.67
1:G:302:GLY:HA3	2:T:750:GLY:HA3	1.71	0.67
1:G:331:ARG:HH21	1:G:331:ARG:HG3	1.57	0.67
2:1:752:ASN:O	2:1:756:ARG:HD3	1.94	0.67
1:C:19:LYS:HA	1:C:39:VAL:HG11	1.76	0.67
1:C:139:LYS:HA	1:C:227:LEU:CD2	2.24	0.67
1:D:136:PHE:HD2	1:D:193:GLY:O	1.78	0.67
1:E:51:MET:CE	1:E:67:ASP:HB3	2.24	0.67
1:E:333:GLU:HG2	1:E:335:ARG:HG3	1.77	0.67
1:H:139:LYS:HG3	1:H:227:LEU:HD23	1.75	0.67
1:L:117:LYS:HA	1:L:120:GLU:HG3	1.76	0.67
1:D:20:TYR:HB3	1:D:89:VAL:HG13	1.76	0.67
1:D:150:LEU:HD22	1:D:193:GLY:CA	2.24	0.67
1:E:162:THR:HG22	1:E:169:ARG:HH22	1.59	0.67
1:F:93:ILE:HG21	1:F:109:ARG:CZ	2.25	0.67
1:G:319:LEU:HD13	1:G:388:LEU:HD11	1.77	0.67
1:H:302:GLY:C	1:H:303:TYR:HD2	1.98	0.67
1:L:95:ASP:OD1	1:L:109:ARG:NH2	2.28	0.67
1:L:189:GLU:OE2	1:L:190:VAL:HG22	1.93	0.67
1:L:285:PHE:HB2	1:L:349:VAL:HG21	1.75	0.67
1:L:373:TYR:CD2	2:S:746:LYS:HB2	2.29	0.67
1:N:346:ALA:O	1:N:350:LEU:HD12	1.93	0.67
1:C:136:PHE:CE2	1:C:194:GLN:HG3	2.30	0.67
1:C:139:LYS:O	1:C:147:THR:HG23	1.95	0.67
1:D:274:PHE:HD1	1:D:358:ILE:HD11	1.59	0.67
1:G:27:ASP:HB2	1:G:57:ILE:O	1.95	0.67

Continued on next page...

Continued from previous page...

Atom-1	Atom-2	Interatomic distance (Å)	Clash overlap (Å)
1:H:255:VAL:HG12	1:H:256:ASN:H	1.59	0.67
1:I:405:MET:O	1:I:406:VAL:C	2.32	0.67
1:J:161:PRO:O	1:J:162:THR:O	2.13	0.67
1:N:62:ARG:CG	2:Z:754:HIS:HE1	2.07	0.67
1:N:301:PRO:O	2:V:749:GLU:HB3	1.94	0.67
2:Q:746:LYS:O	2:Q:749:GLU:HB2	1.95	0.67
2:1:758:LYS:HG3	2:1:759:ASN:OD1	1.94	0.67
1:A:102:THR:HG22	1:A:103:PRO:HD2	1.77	0.67
1:A:129:LEU:HD11	1:A:347:LEU:HD21	1.76	0.67
1:D:71:TYR:CE2	1:D:97:TYR:CD2	2.82	0.67
1:D:304:GLU:OE2	3:D:501:GLN:HB3	1.94	0.67
1:E:302:GLY:O	2:W:750:GLY:HA3	1.95	0.67
1:G:303:TYR:CE1	2:T:753:ALA:HB1	2.30	0.67
1:L:379:GLU:HA	1:L:382:GLU:OE1	1.95	0.67
2:O:758:LYS:C	2:O:758:LYS:HD3	2.15	0.67
1:A:206:ARG:HH11	1:A:206:ARG:CG	2.06	0.67
1:B:129:LEU:HD13	1:B:131:PRO:HG3	1.75	0.67
1:B:183:ILE:CD1	1:B:199:PHE:HB3	2.24	0.67
1:E:176:LEU:HB2	1:E:183:ILE:HD11	1.77	0.67
1:H:112:LEU:HD22	1:H:116:LEU:HD11	1.77	0.67
1:I:258:PHE:HE1	1:I:332:VAL:HG22	1.59	0.67
2:O:756:ARG:HG3	2:O:757:TYR:CD1	2.30	0.67
2:2:752:ASN:HA	2:2:755:PHE:CD2	2.30	0.67
1:C:329:SER:O	1:C:331:ARG:HG2	1.94	0.66
1:G:98:ASN:ND2	1:G:103:PRO:O	2.28	0.66
1:K:56:SER:HB3	1:N:156:TYR:CE2	2.29	0.66
1:N:320:ILE:HA	1:N:333:GLU:O	1.94	0.66
1:A:134:GLU:HG3	1:A:243:GLY:O	1.95	0.66
1:E:119:MET:HE1	1:E:126:ASP:O	1.95	0.66
1:G:84:ALA:HB2	1:G:88:LYS:HG2	1.77	0.66
1:G:302:GLY:O	1:G:304:GLU:N	2.28	0.66
1:I:214:PHE:CE2	1:I:218:VAL:HG21	2.31	0.66
1:J:58:GLU:HG2	1:J:416:HIS:CD2	2.30	0.66
1:K:52:PHE:HD2	1:K:53:ASP:N	1.93	0.66
1:K:372:ILE:HD13	1:K:373:TYR:H	1.59	0.66
1:L:368:ILE:HG21	1:L:372:ILE:HG23	1.77	0.66
1:N:319:LEU:HD22	1:N:320:ILE:HD13	1.75	0.66
1:A:85:GLU:OE1	1:A:85:GLU:CA	2.38	0.66
1:B:27:ASP:OD1	1:B:33:LYS:HG3	1.95	0.66
1:D:23:LEU:O	1:D:34:ASN:HB2	1.94	0.66
1:D:189:GLU:OE1	3:D:501:GLN:NE2	2.28	0.66

Continued on next page...

Continued from previous page...

Atom-1	Atom-2	Interatomic distance (Å)	Clash overlap (Å)
1:E:189:GLU:HB2	1:E:194:GLN:HG2	1.77	0.66
1:H:113:LYS:O	1:H:117:LYS:HG3	1.95	0.66
1:J:422:GLU:O	1:J:426:ASP:HB2	1.94	0.66
1:K:30:GLY:HA2	1:K:342:ASN:ND2	2.09	0.66
1:K:153:LYS:HA	1:K:192:PRO:HB3	1.77	0.66
1:N:315:ASN:O	1:N:318:PRO:HD3	1.95	0.66
1:A:96:ILE:HG22	1:A:104:PHE:HB2	1.77	0.66
1:A:132:GLU:HB2	1:A:245:HIS:HB2	1.77	0.66
1:C:20:TYR:OH	1:C:36:GLU:HB2	1.95	0.66
1:F:316:ARG:CG	2:O:747:MET:HE3	2.26	0.66
1:H:244:MET:CE	1:H:341:ALA:HB3	2.24	0.66
1:K:168:CYS:O	1:K:172:ILE:HD13	1.96	0.66
1:K:246:CYS:SG	1:K:337:VAL:HG21	2.36	0.66
1:M:182:GLU:O	1:M:199:PHE:HB3	1.96	0.66
1:N:96:ILE:HG22	1:N:104:PHE:CB	2.25	0.66
2:P:751:GLN:O	2:P:754:HIS:HB3	1.94	0.66
1:C:303:TYR:O	1:C:305:ALA:N	2.28	0.66
1:E:392:LEU:O	1:E:395:ALA:HB3	1.96	0.66
1:F:109:ARG:HA	1:F:344:TYR:HD2	1.60	0.66
1:M:60:PHE:HB3	2:T:758:LYS:HG3	1.77	0.66
1:M:172:ILE:HD13	1:M:218:VAL:HG13	1.76	0.66
1:M:351:LEU:HD12	1:M:351:LEU:O	1.94	0.66
2:R:753:ALA:O	2:R:756:ARG:HG2	1.95	0.66
1:A:18:VAL:HG21	1:A:79:ILE:HD11	1.78	0.66
1:C:44:LYS:HE2	1:C:49:LYS:O	1.95	0.66
1:D:52:PHE:O	1:D:67:ASP:HA	1.94	0.66
1:D:96:ILE:N	1:D:96:ILE:HD12	2.09	0.66
1:F:159:LEU:O	1:F:161:PRO:HD3	1.96	0.66
1:G:127:PHE:CD2	1:G:351:LEU:HD13	2.30	0.66
1:H:60:PHE:HD2	2:2:758:LYS:CG	2.09	0.66
1:H:293:VAL:HG11	1:H:428:PHE:CD2	2.31	0.66
1:J:112:LEU:HD11	1:J:347:LEU:HD12	1.76	0.66
1:K:24:GLN:OE1	1:K:32:ILE:HD11	1.95	0.66
1:L:69:TYR:HB3	1:L:71:TYR:CE1	2.28	0.66
1:N:127:PHE:CE1	1:N:351:LEU:HD13	2.30	0.66
1:B:317:SER:CB	1:B:373:TYR:HE1	2.06	0.66
1:C:91:ARG:NH2	1:C:93:ILE:HD11	2.10	0.66
1:E:280:LYS:HD3	1:E:362:LEU:CD2	2.26	0.66
1:F:311:TRP:NE1	1:F:365:PRO:HD2	2.10	0.66
1:I:113:LYS:CA	1:I:116:LEU:HD12	2.25	0.66
1:I:155:GLY:C	1:I:158:ASP:OD1	2.34	0.66

Continued on next page...

Continued from previous page...

Atom-1	Atom-2	Interatomic distance (Å)	Clash overlap (Å)
1:K:351:LEU:HD11	1:K:355:LEU:HD21	1.77	0.66
1:L:115:ILE:CG2	1:L:351:LEU:HD22	2.25	0.66
1:L:392:LEU:HD12	1:L:392:LEU:O	1.96	0.66
1:M:53:ASP:O	1:M:56:SER:OG	2.14	0.66
1:M:240:ASN:HB2	2:U:757:TYR:OH	1.96	0.66
1:M:427:MET:HE3	2:T:759:ASN:HB2	1.76	0.66
1:N:231:PHE:O	1:N:339:PRO:HG2	1.96	0.66
1:B:9:ILE:CG2	1:B:77:PHE:CD2	2.79	0.66
1:C:58:GLU:OE2	1:C:416:HIS:ND1	2.29	0.66
1:H:281:HIS:O	1:H:285:PHE:CD2	2.48	0.66
1:I:318:PRO:O	1:I:335:ARG:HD3	1.96	0.66
1:N:48:ASN:OD1	1:N:71:TYR:CD2	2.49	0.66
1:N:259:PHE:HZ	1:N:261:GLU:HG3	1.60	0.66
1:B:312:SER:OG	1:B:315:ASN:HB2	1.95	0.66
1:D:22:ARG:HH22	1:H:170:ARG:NH2	1.94	0.66
1:D:252:LYS:O	1:D:252:LYS:HG3	1.96	0.66
1:F:436:GLU:O	1:F:440:TYR:CD2	2.49	0.66
1:H:91:ARG:NE	1:H:93:ILE:HD11	2.10	0.66
1:H:252:LYS:HG3	1:H:252:LYS:O	1.95	0.66
1:H:302:GLY:HA2	1:H:316:ARG:HH22	1.61	0.66
1:I:208:CYS:O	1:I:212:GLN:HG2	1.96	0.66
1:J:319:LEU:HD13	1:J:388:LEU:HD11	1.78	0.66
1:K:163:ASP:OD2	1:K:167:ASN:CB	2.44	0.66
1:K:368:ILE:HD13	1:K:385:ILE:HD13	1.76	0.66
1:L:35:VAL:CG1	1:L:70:LEU:CD2	2.70	0.66
1:L:48:ASN:OD1	1:L:71:TYR:HA	1.96	0.66
1:M:427:MET:CE	2:T:759:ASN:CB	2.72	0.66
2:S:751:GLN:CB	2:S:755:PHE:HE1	2.08	0.66
1:A:289:THR:HB	1:A:337:VAL:HG13	1.78	0.66
1:A:302:GLY:C	2:P:750:GLY:HA3	2.17	0.66
1:B:35:VAL:HG12	1:E:157:PHE:CE2	2.31	0.66
1:B:259:PHE:CZ	1:B:261:GLU:HG3	2.31	0.66
1:C:281:HIS:CE1	1:C:404:VAL:HG11	2.31	0.66
1:C:316:ARG:HB3	1:C:316:ARG:NH1	2.10	0.66
1:D:22:ARG:NH2	1:H:170:ARG:HH22	1.94	0.66
1:D:221:ILE:O	1:D:224:LYS:N	2.29	0.66
1:E:316:ARG:HD2	1:E:371:ASN:ND2	2.11	0.66
1:E:429:ARG:NH2	1:F:300:VAL:HG22	2.11	0.66
1:H:18:VAL:HG11	1:H:21:ILE:HD11	1.77	0.66
1:H:259:PHE:HE1	1:H:266:GLN:HG2	1.59	0.66
1:J:95:ASP:OD1	1:J:109:ARG:HD3	1.95	0.66

Continued on next page...

Continued from previous page...

Atom-1	Atom-2	Interatomic distance (Å)	Clash overlap (Å)
1:J:124:PHE:HB3	1:J:251:PHE:O	1.96	0.66
1:M:214:PHE:CZ	1:M:218:VAL:HG21	2.31	0.66
1:M:240:ASN:ND2	1:M:241:GLY:H	1.94	0.66
1:M:320:ILE:N	1:M:320:ILE:HD12	2.11	0.66
1:N:14:LYS:HG2	1:N:15:GLU:N	2.10	0.66
1:N:22:ARG:HG2	1:N:22:ARG:NH1	2.10	0.66
2:W:752:ASN:O	2:W:756:ARG:HD2	1.95	0.66
1:B:191:ALA:HB2	1:B:240:ASN:HB2	1.78	0.65
1:F:82:TRP:NE1	1:F:175:GLU:OE2	2.29	0.65
1:G:317:SER:HB2	1:G:373:TYR:CE1	2.32	0.65
1:I:315:ASN:O	1:I:318:PRO:HD3	1.93	0.65
1:C:377:LYS:HA	1:C:380:ARG:NH1	2.10	0.65
1:C:439:GLN:NE2	2:O:759:ASN:O	2.29	0.65
1:D:78:VAL:CG2	1:D:91:ARG:NH1	2.59	0.65
1:E:68:MET:HG3	1:E:97:TYR:O	1.96	0.65
1:E:141:ASP:OD1	1:E:145:GLU:O	2.14	0.65
1:I:60:PHE:CE2	2:S:758:LYS:HE2	2.30	0.65
1:L:285:PHE:HB2	1:L:349:VAL:CG2	2.25	0.65
1:L:331:ARG:HD3	1:L:331:ARG:N	2.11	0.65
1:B:400:LYS:HA	1:B:414:PHE:HZ	1.60	0.65
1:C:52:PHE:CE1	1:C:70:LEU:HD13	2.31	0.65
1:C:309:VAL:HG22	1:C:319:LEU:HD22	1.77	0.65
1:C:314:GLN:O	1:C:315:ASN:HB2	1.97	0.65
1:D:116:LEU:O	1:D:119:MET:HB3	1.96	0.65
1:E:133:PRO:HD2	1:E:197:ILE:O	1.96	0.65
1:E:250:LEU:HB2	1:E:258:PHE:CE2	2.32	0.65
1:E:328:ILE:HD13	1:E:328:ILE:N	2.11	0.65
1:F:9:ILE:H	1:F:9:ILE:HD12	1.61	0.65
1:G:311:TRP:HB3	1:G:320:ILE:HD13	1.76	0.65
1:I:140:LEU:HD12	1:I:226:GLY:C	2.16	0.65
1:K:6:ARG:CZ	1:K:46:LEU:HB2	2.26	0.65
1:K:21:ILE:HG13	1:K:42:LEU:CD2	2.26	0.65
1:M:44:LYS:HG2	1:M:44:LYS:O	1.96	0.65
1:N:114:ARG:NH2	1:N:407:LYS:O	2.29	0.65
1:N:273:HIS:HB3	1:N:357:GLY:O	1.96	0.65
1:A:127:PHE:CE1	1:A:274:PHE:HZ	2.13	0.65
1:B:169:ARG:NH1	1:N:36:GLU:OE1	2.28	0.65
1:F:42:LEU:O	1:F:42:LEU:HD12	1.96	0.65
1:G:390:ALA:HB1	1:I:429:ARG:NH1	2.12	0.65
1:K:21:ILE:HG13	1:K:42:LEU:HD22	1.78	0.65
1:L:371:ASN:OD1	1:L:373:TYR:HB2	1.97	0.65

Continued on next page...

Continued from previous page...

Atom-1	Atom-2	Interatomic distance (Å)	Clash overlap (Å)
2:Z:752:ASN:HA	2:Z:755:PHE:CE2	2.30	0.65
1:A:114:ARG:O	1:A:117:LYS:HB2	1.96	0.65
1:B:440:TYR:HD1	1:B:444:TYR:CE2	2.15	0.65
1:C:85:GLU:O	1:C:86:LYS:CB	2.45	0.65
1:C:167:ASN:ND2	1:C:170:ARG:HH12	1.94	0.65
1:E:373:TYR:CG	2:W:746:LYS:N	2.64	0.65
1:F:77:PHE:CZ	1:F:79:ILE:HD11	2.32	0.65
1:H:33:LYS:HB3	1:J:157:PHE:O	1.96	0.65
1:H:112:LEU:HD22	1:H:116:LEU:HD12	1.78	0.65
1:J:313:ALA:O	1:J:314:GLN:HB2	1.96	0.65
1:L:259:PHE:O	1:L:260:ASP:HB2	1.96	0.65
1:N:316:ARG:CG	1:N:373:TYR:HE1	2.09	0.65
1:A:134:GLU:OE1	3:A:501:GLN:HB3	1.97	0.65
1:B:189:GLU:OE1	1:B:196:GLU:OE1	2.14	0.65
1:B:368:ILE:HG22	1:B:369:ASP:N	2.11	0.65
1:C:109:ARG:HG3	1:C:344:TYR:CE2	2.32	0.65
1:D:1:MET:O	1:D:2:ALA:CB	2.44	0.65
1:I:296:TYR:HB3	1:I:390:ALA:O	1.95	0.65
1:M:378:GLU:O	1:M:382:GLU:HG2	1.96	0.65
1:N:233:PRO:HD2	1:N:294:ASN:HD22	1.60	0.65
1:A:57:ILE:HD11	1:A:96:ILE:HD13	1.78	0.65
1:A:439:GLN:NE2	2:Q:759:ASN:O	2.20	0.65
1:C:6:ARG:O	1:C:10:GLU:HG3	1.97	0.65
1:E:231:PHE:HB2	1:F:444:TYR:OXT	1.97	0.65
1:G:304:GLU:HG2	1:G:335:ARG:NH1	2.11	0.65
1:H:132:GLU:OE2	1:H:333:GLU:OE1	2.15	0.65
1:H:319:LEU:CD2	1:H:319:LEU:O	2.45	0.65
1:H:399:PHE:CE1	1:H:405:MET:HB3	2.30	0.65
1:J:116:LEU:O	1:J:117:LYS:C	2.34	0.65
1:L:302:GLY:C	2:S:750:GLY:HA3	2.16	0.65
1:M:71:TYR:O	1:M:94:CYS:HB3	1.96	0.65
2:Z:749:GLU:CA	2:Z:752:ASN:HB2	2.26	0.65
1:B:275:ILE:CG1	1:B:332:VAL:HG11	2.24	0.65
1:C:151:ASN:ND2	1:C:152:ASP:OD1	2.30	0.65
1:C:167:ASN:HD21	1:C:170:ARG:HH12	1.45	0.65
1:C:308:TYR:CB	1:C:372:ILE:HD12	2.26	0.65
1:C:309:VAL:HG22	1:C:319:LEU:CD2	2.27	0.65
1:D:396:LEU:O	1:D:400:LYS:HG3	1.97	0.65
1:E:27:ASP:OD2	1:E:27:ASP:C	2.33	0.65
1:F:34:ASN:ND2	1:F:34:ASN:C	2.47	0.65
1:I:311:TRP:CZ3	1:I:322:ILE:HD11	2.32	0.65

Continued on next page...

Continued from previous page...

Atom-1	Atom-2	Interatomic distance (Å)	Clash overlap (Å)
1:L:163:ASP:OD1	1:L:167:ASN:OD1	2.14	0.65
2:X:748:LEU:O	2:X:752:ASN:CB	2.45	0.65
1:B:244:MET:HB2	1:B:339:PRO:HD3	1.79	0.65
1:F:247:ASN:HA	1:F:332:VAL:O	1.96	0.65
1:G:52:PHE:CE1	1:G:68:MET:HB3	2.32	0.65
1:G:55:SER:O	1:G:62:ARG:HB3	1.95	0.65
1:H:164:LEU:HD13	1:H:164:LEU:H	1.61	0.65
1:K:268:SER:O	1:K:271:ALA:HB3	1.96	0.65
1:K:322:ILE:HG12	1:K:332:VAL:HG12	1.79	0.65
1:K:439:GLN:OE1	1:K:439:GLN:HA	1.96	0.65
1:N:48:ASN:OD1	1:N:71:TYR:CG	2.50	0.65
1:N:58:GLU:O	1:N:61:VAL:CG2	2.45	0.65
1:B:396:LEU:HD13	1:B:422:GLU:HG2	1.78	0.65
1:E:311:TRP:O	1:E:368:ILE:HD12	1.97	0.65
1:E:399:PHE:HZ	1:E:409:LEU:HD11	1.62	0.65
1:F:221:ILE:O	1:F:221:ILE:HG22	1.97	0.65
1:G:171:ASP:O	1:G:175:GLU:HG3	1.96	0.65
1:G:383:ASN:N	1:G:383:ASN:ND2	2.38	0.65
1:J:285:PHE:HB2	1:J:349:VAL:HG21	1.79	0.65
1:K:34:ASN:ND2	1:K:34:ASN:C	2.49	0.65
1:K:139:LYS:HA	1:K:227:LEU:CD2	2.27	0.65
1:L:214:PHE:CZ	1:L:218:VAL:HG21	2.31	0.65
1:B:52:PHE:CD1	1:B:70:LEU:HD13	2.32	0.64
1:C:54:GLY:HA3	1:C:68:MET:HE1	1.79	0.64
1:D:6:ARG:HB2	1:D:7:GLU:OE2	1.97	0.64
1:D:136:PHE:CD2	1:D:194:GLN:HA	2.32	0.64
1:D:372:ILE:HG21	1:D:385:ILE:CD1	2.27	0.64
1:F:311:TRP:CZ2	1:F:367:PRO:HD3	2.32	0.64
1:H:324:ALA:O	1:H:325:SER:O	2.15	0.64
1:J:166:GLU:O	1:J:167:ASN:C	2.34	0.64
1:L:309:VAL:HG23	1:L:386:VAL:O	1.96	0.64
1:M:319:LEU:CD1	1:M:336:SER:HB2	2.28	0.64
1:N:5:THR:HG22	1:N:8:ASP:CG	2.18	0.64
1:N:252:LYS:O	1:N:253:ASN:CB	2.41	0.64
1:A:175:GLU:O	1:A:178:GLU:HG3	1.97	0.64
1:B:129:LEU:HG	1:B:347:LEU:CD2	2.25	0.64
1:E:105:GLU:CG	1:E:106:GLY:N	2.59	0.64
1:E:239:VAL:HA	2:W:757:TYR:HH	1.61	0.64
1:E:282:ALA:HA	1:E:285:PHE:CZ	2.32	0.64
1:F:274:PHE:CA	1:F:358:ILE:HD11	2.27	0.64
1:F:402:ASN:OD1	1:F:405:MET:HB2	1.98	0.64

Continued on next page...

Continued from previous page...

Atom-1	Atom-2	Interatomic distance (Å)	Clash overlap (Å)
1:H:45:ALA:HA	1:H:50:VAL:HG22	1.78	0.64
1:H:293:VAL:HG23	1:N:440:TYR:OH	1.97	0.64
1:H:337:VAL:HG13	1:H:338:ASP:N	2.11	0.64
1:J:13:VAL:HG21	1:J:42:LEU:HD21	1.78	0.64
1:A:311:TRP:HB3	1:A:320:ILE:HD13	1.79	0.64
1:B:127:PHE:CE1	1:B:351:LEU:HD13	2.32	0.64
1:B:322:ILE:CD1	1:B:332:VAL:HG12	2.27	0.64
1:C:355:LEU:O	1:C:359:LYS:HB3	1.98	0.64
1:E:96:ILE:HG22	1:E:104:PHE:HB2	1.77	0.64
1:G:295:SER:OG	1:G:338:ASP:OD1	2.15	0.64
1:H:319:LEU:O	1:H:319:LEU:HD22	1.97	0.64
1:I:281:HIS:HD2	1:I:402:ASN:HD21	1.44	0.64
1:L:112:LEU:HD13	1:L:205:VAL:CG2	2.27	0.64
1:N:131:PRO:CB	1:N:211:ILE:HD11	2.27	0.64
2:O:758:LYS:HD3	2:O:758:LYS:O	1.98	0.64
2:T:754:HIS:O	2:T:757:TYR:HD1	1.80	0.64
1:B:44:LYS:HE3	1:B:49:LYS:CB	2.27	0.64
1:E:249:SER:HA	1:E:258:PHE:CE1	2.32	0.64
1:F:172:ILE:O	1:F:176:LEU:HD12	1.95	0.64
1:G:5:THR:O	1:G:8:ASP:N	2.30	0.64
1:G:323:PRO:HG2	1:G:331:ARG:NH2	2.12	0.64
1:H:171:ASP:OD2	1:H:225:HIS:CE1	2.50	0.64
1:I:21:ILE:CD1	1:I:90:ALA:HB3	2.27	0.64
1:L:37:ILE:HD13	1:L:41:GLN:HB2	1.77	0.64
1:L:141:ASP:HB3	1:L:147:THR:HG21	1.78	0.64
1:L:250:LEU:HG	1:L:274:PHE:HE1	1.63	0.64
2:P:753:ALA:O	2:P:756:ARG:HG2	1.97	0.64
2:T:759:ASN:O	2:T:760:ARG:HG3	1.97	0.64
2:X:747:MET:O	2:X:750:GLY:N	2.30	0.64
1:B:26:THR:O	1:B:108:PRO:HG2	1.97	0.64
1:B:153:LYS:HA	1:B:153:LYS:CE	2.27	0.64
1:C:206:ARG:O	1:C:210:ASP:OD2	2.15	0.64
1:D:243:GLY:CA	1:D:298:ARG:NH1	2.60	0.64
1:F:119:MET:CE	1:F:127:PHE:HB2	2.26	0.64
1:F:250:LEU:HB2	1:F:258:PHE:CE2	2.32	0.64
1:F:359:LYS:NZ	1:F:359:LYS:HB2	2.13	0.64
1:H:246:CYS:SG	1:H:337:VAL:HG11	2.37	0.64
1:I:97:TYR:CZ	1:I:103:PRO:HB3	2.33	0.64
1:K:30:GLY:CA	1:K:342:ASN:HD22	2.10	0.64
1:M:82:TRP:O	1:M:83:THR:HB	1.96	0.64
1:A:240:ASN:N	2:P:757:TYR:OH	2.30	0.64

Continued on next page...

Continued from previous page...

Atom-1	Atom-2	Interatomic distance (Å)	Clash overlap (Å)
1:A:370:ARG:O	1:A:371:ASN:HB2	1.97	0.64
1:B:404:VAL:CG2	1:B:405:MET:N	2.59	0.64
1:C:132:GLU:HG2	1:C:198:ASP:OD1	1.97	0.64
1:I:190:VAL:HG21	1:I:240:ASN:OD1	1.96	0.64
1:K:169:ARG:NH1	1:L:36:GLU:OE1	2.30	0.64
1:K:187:HIS:HD2	1:K:188:HIS:O	1.81	0.64
1:L:18:VAL:HG21	1:L:79:ILE:HD12	1.80	0.64
1:N:437:ARG:O	1:N:441:MET:CB	2.45	0.64
1:A:252:LYS:HB2	1:A:252:LYS:NZ	2.12	0.64
1:B:85:GLU:O	1:B:85:GLU:HG3	1.98	0.64
1:B:162:THR:O	1:B:162:THR:CG2	2.46	0.64
1:B:432:VAL:HG23	1:D:237:PHE:HB2	1.79	0.64
1:D:285:PHE:HB3	1:D:405:MET:SD	2.37	0.64
1:E:359:LYS:HB2	1:E:359:LYS:NZ	2.11	0.64
1:F:291:PRO:HG3	1:F:341:ALA:HA	1.78	0.64
1:F:377:LYS:HA	1:F:380:ARG:HH12	1.63	0.64
1:G:150:LEU:HD22	1:G:192:PRO:O	1.97	0.64
1:G:400:LYS:HD3	1:G:418:ILE:HD13	1.77	0.64
1:H:259:PHE:CE1	1:H:266:GLN:HG2	2.32	0.64
1:H:396:LEU:O	1:H:400:LYS:HG3	1.96	0.64
1:I:9:ILE:CD1	1:I:74:LEU:HD12	2.27	0.64
1:I:52:PHE:CE2	1:I:54:GLY:HA2	2.33	0.64
1:J:169:ARG:HD3	1:J:186:SER:HB2	1.80	0.64
1:K:52:PHE:CE2	1:K:54:GLY:HA2	2.33	0.64
1:M:52:PHE:HE1	1:M:70:LEU:HD13	1.57	0.64
2:1:751:GLN:HA	2:1:754:HIS:HB2	1.78	0.64
1:A:27:ASP:O	1:A:108:PRO:HG2	1.98	0.64
1:B:96:ILE:O	1:B:97:TYR:CD1	2.51	0.64
1:B:159:LEU:O	1:B:161:PRO:HD3	1.98	0.64
1:B:441:MET:HE1	1:D:138:PHE:CD1	2.32	0.64
1:F:419:GLU:O	1:F:423:ILE:HG12	1.98	0.64
1:G:83:THR:HB	1:G:89:VAL:CG2	2.28	0.64
1:G:403:GLU:O	1:G:407:LYS:HG2	1.98	0.64
1:K:139:LYS:HA	1:K:227:LEU:HD22	1.80	0.64
1:L:42:LEU:HD11	1:L:46:LEU:HD11	1.80	0.64
1:M:273:HIS:CE1	1:M:361:LYS:HA	2.33	0.64
1:M:281:HIS:CE1	1:M:404:VAL:HG11	2.33	0.64
1:N:162:THR:HG22	1:N:163:ASP:N	2.13	0.64
2:T:751:GLN:O	2:T:755:PHE:CD1	2.51	0.64
1:B:281:HIS:HD2	1:B:353:ALA:HB1	1.63	0.64
1:C:54:GLY:HA3	1:C:68:MET:CE	2.28	0.64

Continued on next page...

Continued from previous page...

Atom-1	Atom-2	Interatomic distance (Å)	Clash overlap (Å)
1:D:400:LYS:CG	1:D:418:ILE:HD11	2.28	0.64
1:E:186:SER:HB3	1:E:197:ILE:HG23	1.78	0.64
1:G:85:GLU:C	1:G:85:GLU:OE1	2.36	0.64
1:G:258:PHE:HA	1:G:268:SER:OG	1.96	0.64
1:H:164:LEU:HD23	1:H:165:GLY:N	2.11	0.64
1:I:109:ARG:HA	1:I:344:TYR:CD2	2.32	0.64
1:I:349:VAL:HB	1:I:405:MET:SD	2.38	0.64
1:K:271:ALA:O	1:K:275:ILE:HD13	1.97	0.64
1:N:107:ASP:HB3	1:N:110:ASN:HB2	1.79	0.64
1:N:171:ASP:HB3	1:N:225:HIS:HE1	1.62	0.64
1:D:300:VAL:HG12	1:D:301:PRO:CD	2.28	0.64
1:D:395:ALA:O	1:D:398:GLU:N	2.30	0.64
1:J:73:ASP:HB3	1:J:76:THR:HG23	1.80	0.64
1:K:252:LYS:O	1:K:252:LYS:HG2	1.98	0.64
1:N:9:ILE:CG1	1:N:74:LEU:HD12	2.27	0.64
1:N:51:MET:O	1:N:52:PHE:HB3	1.96	0.64
1:A:138:PHE:HB2	1:A:228:HIS:HB3	1.78	0.63
1:A:288:VAL:O	1:A:291:PRO:HD3	1.99	0.63
1:A:325:SER:CB	1:G:51:MET:HE1	2.28	0.63
1:D:314:GLN:O	1:D:315:ASN:CB	2.46	0.63
1:G:107:ASP:HB3	1:G:110:ASN:HB2	1.80	0.63
1:G:169:ARG:HD2	1:G:186:SER:OG	1.98	0.63
1:H:232:MET:HB2	1:N:440:TYR:O	1.99	0.63
1:J:238:GLY:O	2:2:757:TYR:OH	2.16	0.63
1:L:265:LEU:O	1:L:326:ARG:NH1	2.31	0.63
1:M:377:LYS:O	1:M:381:MET:HB2	1.97	0.63
1:B:319:LEU:O	1:B:319:LEU:HD22	1.99	0.63
1:C:22:ARG:HD3	1:I:159:LEU:HD21	1.79	0.63
1:D:9:ILE:HG13	1:D:74:LEU:CD1	2.29	0.63
1:D:37:ILE:HG22	1:H:185:ALA:HB2	1.79	0.63
1:D:48:ASN:ND2	1:D:72:PRO:HD2	2.13	0.63
1:F:359:LYS:HG2	1:F:360:ASN:N	2.13	0.63
1:H:190:VAL:HG23	1:H:191:ALA:H	1.61	0.63
1:L:139:LYS:HD2	1:L:149:GLU:OE2	1.99	0.63
1:L:232:MET:HE2	1:M:436:GLU:O	1.97	0.63
1:N:168:CYS:C	1:N:170:ARG:N	2.49	0.63
1:N:304:GLU:CD	3:N:501:GLN:HG2	2.19	0.63
1:A:84:ALA:O	1:A:85:GLU:HB2	1.97	0.63
1:B:19:LYS:HG3	1:B:86:LYS:O	1.99	0.63
1:C:9:ILE:HG23	1:C:77:PHE:CE1	2.33	0.63
1:D:1:MET:O	1:D:2:ALA:HB3	1.98	0.63

Continued on next page...

Continued from previous page...

Atom-1	Atom-2	Interatomic distance (Å)	Clash overlap (Å)
1:D:321:ARG:O	1:D:323:PRO:HD3	1.98	0.63
1:E:418:ILE:HG22	1:E:422:GLU:OE2	1.99	0.63
1:F:127:PHE:CD2	1:F:351:LEU:HD13	2.33	0.63
1:F:425:TRP:O	1:F:429:ARG:HG2	1.98	0.63
1:I:258:PHE:CE1	1:I:332:VAL:HG22	2.33	0.63
1:I:259:PHE:HE1	1:I:266:GLN:HG2	1.64	0.63
1:J:6:ARG:CZ	1:J:46:LEU:CB	2.76	0.63
1:L:376:SER:O	1:L:380:ARG:HD2	1.97	0.63
1:M:243:GLY:HA2	1:M:298:ARG:NH1	2.13	0.63
1:N:83:THR:HG21	1:N:89:VAL:CG2	2.28	0.63
1:B:264:ASP:O	1:B:265:LEU:HB2	1.97	0.63
1:D:34:ASN:C	1:D:34:ASN:ND2	2.51	0.63
1:D:57:ILE:C	1:D:59:GLY:H	2.00	0.63
1:E:166:GLU:OE1	1:E:167:ASN:N	2.32	0.63
1:G:127:PHE:CE2	1:G:351:LEU:HD13	2.33	0.63
1:J:183:ILE:O	1:J:183:ILE:HG22	1.98	0.63
1:J:302:GLY:HA2	2:2:750:GLY:CA	2.27	0.63
1:K:189:GLU:CB	1:K:194:GLN:HB3	2.29	0.63
1:L:406:VAL:HG22	1:L:414:PHE:CE1	2.34	0.63
1:M:380:ARG:HG2	1:M:380:ARG:O	1.97	0.63
1:N:414:PHE:HD2	1:N:415:GLU:N	1.96	0.63
2:R:751:GLN:O	2:R:755:PHE:CD1	2.52	0.63
1:A:79:ILE:HD13	1:A:90:ALA:HB2	1.80	0.63
1:B:377:LYS:HA	1:B:380:ARG:NH1	2.13	0.63
1:C:125:SER:OG	1:C:126:ASP:OD2	2.14	0.63
1:C:161:PRO:O	1:C:162:THR:O	2.17	0.63
1:D:83:THR:HG21	1:D:89:VAL:CG2	2.29	0.63
1:I:258:PHE:HA	1:I:271:ALA:HB2	1.81	0.63
1:L:269:GLU:O	1:L:273:HIS:CD2	2.52	0.63
1:M:152:ASP:C	1:M:152:ASP:OD2	2.36	0.63
1:M:372:ILE:CG2	1:M:385:ILE:HD13	2.29	0.63
1:N:199:PHE:HZ	1:N:211:ILE:HG12	1.64	0.63
1:A:8:ASP:O	1:A:12:LEU:HD12	1.99	0.63
1:E:414:PHE:O	1:E:418:ILE:HD13	1.99	0.63
1:F:377:LYS:HA	1:F:380:ARG:NH1	2.14	0.63
1:H:362:LEU:N	1:H:362:LEU:HD12	2.14	0.63
1:I:131:PRO:HB2	1:I:133:PRO:HD3	1.79	0.63
1:K:443:GLN:HB3	1:K:444:TYR:CE2	2.33	0.63
1:L:91:ARG:HD2	1:L:91:ARG:O	1.98	0.63
1:N:202:ALA:HB3	1:N:207:SER:OG	1.98	0.63
1:N:302:GLY:HA3	2:V:749:GLU:CB	2.28	0.63

Continued on next page...

Continued from previous page...

Atom-1	Atom-2	Interatomic distance (Å)	Clash overlap (Å)
1:C:63:ILE:HG22	1:C:64:GLU:HG2	1.81	0.63
1:C:127:PHE:HD1	1:C:250:LEU:HG	1.64	0.63
1:D:134:GLU:OE2	1:D:189:GLU:OE1	2.16	0.63
1:D:160:ALA:HB2	1:D:169:ARG:HH12	1.63	0.63
1:E:256:ASN:HD22	1:E:328:ILE:HA	1.64	0.63
1:F:436:GLU:O	1:F:440:TYR:HD2	1.80	0.63
1:K:89:VAL:HG21	1:N:170:ARG:NH2	2.14	0.63
1:K:376:SER:H	1:K:379:GLU:HB3	1.63	0.63
1:L:281:HIS:O	1:L:285:PHE:CD2	2.52	0.63
1:M:295:SER:O	1:M:299:LEU:HD23	1.99	0.63
1:A:371:ASN:HB3	1:A:374:VAL:CG1	2.28	0.63
1:B:239:VAL:HG13	2:Z:757:TYR:CE2	2.34	0.63
1:B:240:ASN:N	2:Z:757:TYR:OH	2.32	0.63
1:E:140:LEU:HD12	1:E:226:GLY:O	1.98	0.63
1:G:108:PRO:O	1:G:344:TYR:HB3	1.99	0.63
1:H:150:LEU:HD13	1:H:192:PRO:O	1.99	0.63
1:H:164:LEU:CD2	1:H:165:GLY:N	2.58	0.63
1:J:307:CYS:O	1:J:388:LEU:HG	1.99	0.63
1:K:170:ARG:HH21	1:L:22:ARG:NH2	1.97	0.63
1:L:77:PHE:O	1:L:78:VAL:HG23	1.99	0.63
1:M:68:MET:HE2	1:M:99:PRO:HD3	1.79	0.63
1:N:162:THR:CG2	1:N:164:LEU:HD13	2.27	0.63
2:Z:746:LYS:O	2:Z:749:GLU:N	2.31	0.63
1:B:170:ARG:NH2	1:N:89:VAL:HG21	2.14	0.63
1:C:208:CYS:SG	1:C:343:PRO:O	2.57	0.63
1:F:52:PHE:HE1	1:F:70:LEU:HD13	1.64	0.63
1:F:373:TYR:O	2:O:746:LYS:HD2	1.97	0.63
1:G:27:ASP:O	1:G:108:PRO:HG2	1.99	0.63
1:G:300:VAL:HG22	1:I:430:THR:HG22	1.80	0.63
1:H:35:VAL:HG13	1:H:35:VAL:O	1.98	0.63
1:I:371:ASN:O	1:I:374:VAL:HG22	1.98	0.63
1:L:301:PRO:CB	2:S:746:LYS:HD3	2.29	0.63
1:L:303:TYR:CE1	2:S:753:ALA:CB	2.81	0.63
1:N:19:LYS:HA	1:N:39:VAL:HG12	1.80	0.63
1:N:371:ASN:ND2	1:N:371:ASN:N	2.46	0.63
1:A:142:GLU:N	1:A:142:GLU:CD	2.52	0.62
1:A:249:SER:HB2	1:A:251:PHE:HE1	1.63	0.62
1:A:399:PHE:CZ	1:A:409:LEU:HD12	2.27	0.62
1:B:360:ASN:O	1:B:362:LEU:CD1	2.46	0.62
1:B:391:THR:C	1:B:393:ALA:H	2.02	0.62
1:C:29:LEU:HD23	1:C:421:LYS:HE2	1.81	0.62

Continued on next page...

Continued from previous page...

Atom-1	Atom-2	Interatomic distance (Å)	Clash overlap (Å)
1:D:36:GLU:HG3	1:H:186:SER:OG	1.99	0.62
1:D:223:ARG:HH11	1:D:223:ARG:HG3	1.64	0.62
1:E:316:ARG:HH22	1:E:372:ILE:HG12	1.64	0.62
1:G:129:LEU:HD11	1:G:347:LEU:HD21	1.80	0.62
1:H:21:ILE:HD12	1:H:90:ALA:HB3	1.80	0.62
1:H:56:SER:HB3	1:J:156:TYR:CE2	2.34	0.62
1:H:102:THR:HG22	1:H:103:PRO:O	1.99	0.62
1:I:240:ASN:ND2	2:Q:757:TYR:OH	2.32	0.62
1:M:73:ASP:HB3	1:M:76:THR:HG23	1.79	0.62
2:S:753:ALA:CA	2:S:756:ARG:HG2	2.29	0.62
1:B:62:ARG:CD	2:W:754:HIS:NE2	2.62	0.62
1:B:145:GLU:HA	1:B:145:GLU:OE2	1.98	0.62
1:C:164:LEU:O	1:C:168:CYS:CB	2.44	0.62
1:E:239:VAL:CA	2:W:757:TYR:OH	2.46	0.62
1:E:286:THR:HG22	1:E:296:TYR:OH	1.99	0.62
1:G:156:TYR:O	1:G:188:HIS:O	2.18	0.62
1:H:189:GLU:HB2	1:H:194:GLN:HG2	1.81	0.62
1:I:52:PHE:CD1	1:I:70:LEU:HD13	2.35	0.62
1:I:316:ARG:CG	2:Q:747:MET:HG2	2.29	0.62
1:J:127:PHE:HZ	1:J:248:LEU:HD22	1.63	0.62
1:K:28:ILE:HD11	1:K:413:LEU:HD22	1.81	0.62
1:M:140:LEU:O	1:M:147:THR:HG23	1.99	0.62
1:M:380:ARG:HG2	1:M:385:ILE:HB	1.82	0.62
1:N:136:PHE:CE2	1:N:194:GLN:HB2	2.34	0.62
1:A:9:ILE:HG21	1:A:92:PHE:HZ	1.63	0.62
1:B:3:LYS:CA	1:B:75:ASN:OD1	2.47	0.62
1:G:120:GLU:HA	1:G:124:PHE:O	2.00	0.62
1:G:253:ASN:HB2	1:G:255:VAL:HG13	1.81	0.62
1:I:20:TYR:O	1:I:21:ILE:HD13	1.98	0.62
1:J:19:LYS:HA	1:J:39:VAL:CG1	2.29	0.62
1:J:212:GLN:OE1	1:J:343:PRO:HG2	1.99	0.62
1:N:19:LYS:HA	1:N:39:VAL:CG1	2.29	0.62
1:N:85:GLU:CD	1:N:86:LYS:H	2.02	0.62
1:N:96:ILE:HD13	1:N:107:ASP:OD2	1.99	0.62
2:W:752:ASN:HA	2:W:755:PHE:CD2	2.35	0.62
1:D:11:LYS:HG2	1:D:15:GLU:OE1	1.98	0.62
1:D:97:TYR:CZ	1:D:103:PRO:HB3	2.34	0.62
1:L:35:VAL:HG11	1:L:70:LEU:HD21	1.78	0.62
1:M:120:GLU:C	1:M:122:LEU:N	2.51	0.62
1:M:134:GLU:O	1:M:242:SER:HB2	1.99	0.62
1:A:172:ILE:CD1	1:A:218:VAL:HA	2.28	0.62

Continued on next page...

Continued from previous page...

Atom-1	Atom-2	Interatomic distance (Å)	Clash overlap (Å)
1:C:220:THR:HG22	1:C:221:ILE:N	2.15	0.62
1:D:223:ARG:O	1:D:226:GLY:N	2.33	0.62
1:E:271:ALA:O	1:E:275:ILE:HG12	2.00	0.62
1:E:313:ALA:O	1:E:314:GLN:HB2	1.98	0.62
1:F:115:ILE:CG2	1:F:351:LEU:HD23	2.30	0.62
1:H:270:THR:HG22	1:H:358:ILE:HG21	1.81	0.62
1:I:141:ASP:HB2	1:I:142:GLU:OE2	1.99	0.62
1:L:96:ILE:N	1:L:96:ILE:HD12	2.15	0.62
1:L:192:PRO:HD3	2:S:757:TYR:CD2	2.33	0.62
1:M:167:ASN:ND2	1:M:170:ARG:NH1	2.47	0.62
1:C:186:SER:O	1:E:36:GLU:HG3	2.00	0.62
1:G:24:GLN:CG	1:G:32:ILE:HD11	2.21	0.62
1:G:393:ALA:C	1:G:395:ALA:N	2.52	0.62
1:H:183:ILE:CD1	1:H:183:ILE:O	2.48	0.62
1:J:380:ARG:HD2	1:J:385:ILE:HG21	1.82	0.62
1:K:212:GLN:NE2	1:K:343:PRO:HG2	2.13	0.62
1:N:160:ALA:N	1:N:161:PRO:HD2	2.13	0.62
1:N:281:HIS:O	1:N:284:SER:N	2.32	0.62
1:N:349:VAL:O	1:N:352:ALA:HB3	1.98	0.62
2:P:754:HIS:HA	2:P:757:TYR:CE1	2.35	0.62
2:2:748:LEU:HD13	2:2:748:LEU:C	2.19	0.62
1:A:258:PHE:CD2	1:A:271:ALA:HB2	2.35	0.62
1:A:302:GLY:CA	2:P:747:MET:HE1	2.29	0.62
1:C:137:LEU:HA	1:C:228:HIS:O	1.99	0.62
1:D:91:ARG:HD2	1:D:91:ARG:O	1.99	0.62
1:D:139:LYS:HG3	1:D:150:LEU:O	2.00	0.62
1:E:138:PHE:O	1:E:227:LEU:HB3	1.98	0.62
1:H:9:ILE:HG13	1:H:74:LEU:CD1	2.30	0.62
1:H:78:VAL:HB	1:H:91:ARG:NH1	2.15	0.62
1:J:240:ASN:HD22	1:J:303:TYR:HD1	1.45	0.62
1:K:157:PHE:O	1:K:158:ASP:O	2.16	0.62
1:L:9:ILE:O	1:L:13:VAL:HG23	2.00	0.62
1:M:203:GLY:O	1:M:204:ALA:C	2.36	0.62
1:M:322:ILE:CG2	1:M:326:ARG:NH2	2.63	0.62
2:O:753:ALA:HA	2:O:756:ARG:CG	2.28	0.62
1:B:162:THR:HG23	1:B:170:ARG:NH1	2.13	0.62
1:D:27:ASP:C	1:D:27:ASP:OD2	2.38	0.62
1:E:119:MET:SD	1:E:126:ASP:O	2.57	0.62
1:E:269:GLU:O	1:E:273:HIS:CD2	2.53	0.62
1:E:429:ARG:O	1:F:297:LYS:HD2	2.00	0.62
1:G:156:TYR:CD2	1:G:157:PHE:HD1	2.18	0.62

Continued on next page...

Continued from previous page...

Atom-1	Atom-2	Interatomic distance (Å)	Clash overlap (Å)
1:G:323:PRO:CG	1:G:331:ARG:HH22	2.11	0.62
1:G:368:ILE:HG12	1:G:372:ILE:HG21	1.81	0.62
1:I:319:LEU:HD23	1:I:319:LEU:C	2.20	0.62
1:K:102:THR:HG22	1:K:103:PRO:HD2	1.80	0.62
1:K:129:LEU:HD12	1:K:347:LEU:HD11	1.82	0.62
1:L:80:PHE:HB3	1:L:82:TRP:CZ3	2.35	0.62
1:L:315:ASN:HD21	1:L:372:ILE:HD12	1.64	0.62
1:A:303:TYR:O	1:A:304:GLU:HB2	2.00	0.62
1:C:216:LEU:HD11	1:I:159:LEU:HD13	1.82	0.62
1:D:244:MET:HB2	1:D:339:PRO:HD3	1.82	0.62
1:E:141:ASP:OD2	1:E:143:LYS:HB2	1.99	0.62
1:E:318:PRO:HB2	1:E:320:ILE:O	1.99	0.62
1:G:68:MET:HG3	1:G:97:TYR:O	2.00	0.62
1:H:129:LEU:HD23	1:H:130:GLY:H	1.65	0.62
1:N:23:LEU:CD1	1:N:70:LEU:HD23	2.29	0.62
1:N:231:PHE:HB3	1:N:339:PRO:HB2	1.81	0.62
2:S:754:HIS:N	2:S:757:TYR:HE1	1.97	0.62
1:A:96:ILE:HD12	1:A:107:ASP:CB	2.29	0.62
1:C:170:ARG:HE	1:E:22:ARG:NH2	1.98	0.62
1:D:52:PHE:CE1	1:D:70:LEU:CD1	2.82	0.62
1:D:329:SER:O	1:D:330:THR:C	2.38	0.62
1:F:19:LYS:HB2	1:F:87:GLY:HA3	1.82	0.62
1:F:77:PHE:O	1:F:78:VAL:HG23	2.00	0.62
1:F:235:PRO:HG2	1:F:236:LEU:H	1.63	0.62
1:F:304:GLU:OE2	3:F:501:GLN:HG3	2.00	0.62
1:G:63:ILE:O	1:G:64:GLU:HG3	1.99	0.62
1:G:138:PHE:HE1	1:G:230:THR:HG21	1.64	0.62
1:H:68:MET:SD	1:H:96:ILE:HG22	2.40	0.62
1:H:139:LYS:HG3	1:H:227:LEU:CD2	2.29	0.62
1:I:418:ILE:HG22	1:I:422:GLU:OE2	1.99	0.62
1:K:32:ILE:HD13	1:K:216:LEU:HD22	1.82	0.62
1:K:112:LEU:HD22	1:K:116:LEU:HD21	1.81	0.62
1:K:370:ARG:HD3	1:L:64:GLU:OE2	1.99	0.62
1:K:372:ILE:HA	1:K:375:MET:SD	2.40	0.62
1:L:92:PHE:O	1:L:94:CYS:SG	2.58	0.62
1:L:360:ASN:O	1:L:361:LYS:HB2	1.99	0.62
1:M:256:ASN:HD22	1:M:328:ILE:HA	1.64	0.62
2:S:754:HIS:CA	2:S:757:TYR:CE1	2.79	0.62
2:Z:748:LEU:O	2:Z:752:ASN:HB2	2.00	0.62
1:A:289:THR:O	1:A:341:ALA:HB2	1.99	0.61
1:B:69:TYR:CD1	1:B:99:PRO:HA	2.35	0.61

Continued on next page...

Continued from previous page...

Atom-1	Atom-2	Interatomic distance (Å)	Clash overlap (Å)
1:C:85:GLU:O	1:C:86:LYS:HB3	2.00	0.61
1:D:51:MET:O	1:D:52:PHE:HB3	1.98	0.61
1:D:168:CYS:O	1:D:172:ILE:CD1	2.47	0.61
1:D:369:ASP:CG	1:D:370:ARG:H	2.02	0.61
1:E:302:GLY:O	2:W:750:GLY:CA	2.47	0.61
1:I:3:LYS:HE2	1:I:4:TYR:CE2	2.35	0.61
1:I:160:ALA:HB1	1:I:161:PRO:HD2	1.81	0.61
1:J:160:ALA:O	1:J:162:THR:N	2.33	0.61
1:J:315:ASN:HB3	1:J:318:PRO:HB3	1.81	0.61
1:K:159:LEU:HD13	1:K:159:LEU:C	2.20	0.61
1:L:84:ALA:HB2	1:L:88:LYS:HZ3	1.65	0.61
1:A:325:SER:HB3	1:G:51:MET:CE	2.30	0.61
1:A:368:ILE:HG12	1:A:385:ILE:HD11	1.81	0.61
1:B:3:LYS:HB3	1:B:75:ASN:OD1	2.00	0.61
1:B:141:ASP:OD2	1:B:142:GLU:N	2.33	0.61
1:C:170:ARG:HE	1:E:22:ARG:HH22	1.47	0.61
1:D:221:ILE:O	1:D:224:LYS:HB3	1.99	0.61
1:F:406:VAL:HG13	1:F:414:PHE:CE1	2.34	0.61
1:G:83:THR:CB	1:G:89:VAL:HB	2.31	0.61
1:G:167:ASN:ND2	1:G:170:ARG:HE	1.98	0.61
1:H:60:PHE:CD2	2:2:758:LYS:HG2	2.35	0.61
1:I:400:LYS:HG2	1:I:418:ILE:HG12	1.81	0.61
1:J:160:ALA:HB2	1:J:169:ARG:NH2	2.11	0.61
1:K:138:PHE:O	1:K:228:HIS:N	2.25	0.61
1:K:152:ASP:C	1:K:152:ASP:OD2	2.37	0.61
1:L:191:ALA:HB2	2:S:757:TYR:CE2	2.31	0.61
1:M:83:THR:O	1:M:88:LYS:HG2	2.00	0.61
1:M:259:PHE:CE2	1:M:327:GLY:HA2	2.35	0.61
1:N:5:THR:H	1:N:8:ASP:HB2	1.65	0.61
1:N:328:ILE:HG13	1:N:329:SER:N	2.14	0.61
1:A:163:ASP:CB	1:G:83:THR:HG22	2.21	0.61
1:B:321:ARG:HB3	1:B:333:GLU:HB3	1.81	0.61
1:C:113:LYS:O	1:C:116:LEU:HB2	2.00	0.61
1:E:133:PRO:HB3	1:E:244:MET:HG3	1.83	0.61
1:H:53:ASP:OD1	1:H:62:ARG:NH2	2.33	0.61
1:H:199:PHE:N	1:H:199:PHE:HD1	1.97	0.61
1:H:264:ASP:O	1:H:265:LEU:HB2	2.00	0.61
1:I:208:CYS:HB3	1:I:343:PRO:HB3	1.81	0.61
1:L:258:PHE:HA	1:L:268:SER:OG	2.00	0.61
1:N:20:TYR:OH	1:N:36:GLU:HG3	2.00	0.61
1:A:36:GLU:HG3	1:F:186:SER:O	1.99	0.61

Continued on next page...

Continued from previous page...

Atom-1	Atom-2	Interatomic distance (Å)	Clash overlap (Å)
1:A:105:GLU:HG3	1:A:106:GLY:N	2.14	0.61
1:A:155:GLY:CA	1:A:158:ASP:OD1	2.49	0.61
1:A:233:PRO:HB2	1:A:294:ASN:OD1	2.01	0.61
1:A:370:ARG:O	1:A:371:ASN:CB	2.49	0.61
1:C:58:GLU:OE2	1:C:412:HIS:CE1	2.53	0.61
1:D:167:ASN:HB3	1:D:170:ARG:HG3	1.81	0.61
1:F:365:PRO:O	1:F:367:PRO:HD3	2.00	0.61
1:G:276:ALA:HB2	1:G:364:ALA:CB	2.31	0.61
1:G:319:LEU:HG	1:G:319:LEU:O	1.99	0.61
1:I:169:ARG:O	1:I:173:VAL:HG23	2.01	0.61
1:I:208:CYS:HB3	1:I:343:PRO:CB	2.31	0.61
1:J:5:THR:HG22	1:J:6:ARG:H	1.65	0.61
1:K:309:VAL:HG22	1:K:388:LEU:HD21	1.83	0.61
1:A:127:PHE:CZ	1:A:248:LEU:HD22	2.34	0.61
1:B:51:MET:HE1	1:E:325:SER:OG	2.00	0.61
1:D:52:PHE:CE2	1:D:54:GLY:HA2	2.32	0.61
1:G:306:PRO:HG3	1:G:335:ARG:HH21	1.64	0.61
1:G:372:ILE:HG12	1:G:373:TYR:H	1.64	0.61
1:H:24:GLN:HG2	1:H:32:ILE:CG1	2.30	0.61
1:H:234:LYS:HE2	1:H:303:TYR:CE1	2.36	0.61
1:I:316:ARG:HG3	2:Q:747:MET:HG2	1.82	0.61
1:L:302:GLY:O	1:L:316:ARG:NH2	2.34	0.61
1:M:5:THR:OG1	1:M:8:ASP:OD1	2.19	0.61
1:M:97:TYR:HE2	1:M:103:PRO:HD3	1.65	0.61
1:B:124:PHE:HD1	1:B:124:PHE:H	1.48	0.61
1:B:237:PHE:HB2	1:D:432:VAL:HG23	1.81	0.61
1:C:41:GLN:OE1	1:I:200:LYS:HE3	1.99	0.61
1:D:33:LYS:HD3	1:H:156:TYR:O	2.01	0.61
1:D:141:ASP:OD1	1:D:143:LYS:HB2	1.99	0.61
1:E:169:ARG:HH22	1:E:188:HIS:HB2	1.63	0.61
1:F:141:ASP:OD2	1:F:145:GLU:O	2.18	0.61
1:F:302:GLY:HA3	2:O:750:GLY:HA3	1.81	0.61
1:H:199:PHE:N	1:H:199:PHE:CD1	2.68	0.61
1:J:151:ASN:ND2	1:J:166:GLU:OE1	2.34	0.61
1:L:259:PHE:CZ	1:L:261:GLU:HG3	2.35	0.61
1:M:119:MET:HE2	1:M:351:LEU:HD21	1.82	0.61
1:N:379:GLU:HA	1:N:382:GLU:OE1	2.01	0.61
1:A:172:ILE:HD13	1:A:221:ILE:HB	1.82	0.61
1:A:191:ALA:HB2	1:A:240:ASN:HB2	1.81	0.61
1:C:48:ASN:OD1	1:C:71:TYR:HA	2.01	0.61
1:D:50:VAL:HG12	1:D:51:MET:N	2.15	0.61

Continued on next page...

Continued from previous page...

Atom-1	Atom-2	Interatomic distance (Å)	Clash overlap (Å)
1:D:81:PRO:O	1:D:83:THR:N	2.33	0.61
1:D:223:ARG:HH11	1:D:223:ARG:HG2	1.65	0.61
1:E:302:GLY:O	1:E:304:GLU:N	2.30	0.61
1:F:91:ARG:CZ	1:F:93:ILE:HD11	2.30	0.61
1:F:241:GLY:O	3:F:501:GLN:N	2.33	0.61
1:J:96:ILE:HG21	1:J:104:PHE:HD2	1.65	0.61
1:L:290:ASN:ND2	1:L:299:LEU:HD11	2.15	0.61
2:U:751:GLN:O	2:U:754:HIS:HB2	2.00	0.61
1:B:345:LEU:HD21	1:B:413:LEU:CD1	2.31	0.61
1:C:4:TYR:CB	1:C:9:ILE:HD11	2.31	0.61
1:C:109:ARG:HG3	1:C:344:TYR:HE2	1.63	0.61
1:C:267:LEU:HD22	1:C:271:ALA:HB1	1.82	0.61
1:C:304:GLU:OE2	3:C:503:GLN:OE1	2.19	0.61
1:E:372:ILE:O	1:E:380:ARG:HD3	2.01	0.61
1:F:131:PRO:HG2	1:F:211:ILE:HD11	1.82	0.61
1:F:163:ASP:O	1:F:167:ASN:HB2	2.00	0.61
1:G:371:ASN:O	1:G:375:MET:HG3	2.00	0.61
1:K:211:ILE:O	1:K:215:LYS:HG3	2.00	0.61
1:N:377:LYS:O	1:N:381:MET:HB2	2.01	0.61
2:V:752:ASN:HA	2:V:755:PHE:CD2	2.36	0.61
2:2:759:ASN:O	2:2:760:ARG:HG3	2.00	0.61
1:C:182:GLU:HB3	1:C:200:LYS:CG	2.30	0.61
1:C:268:SER:O	1:C:271:ALA:HB3	2.00	0.61
1:D:54:GLY:C	1:D:56:SER:H	2.04	0.61
1:H:289:THR:C	1:H:291:PRO:HD3	2.21	0.61
1:H:312:SER:OG	1:H:368:ILE:O	2.19	0.61
1:I:204:ALA:HB1	1:I:347:LEU:HD23	1.81	0.61
1:J:22:ARG:NH2	1:M:170:ARG:HH21	1.98	0.61
1:K:114:ARG:HA	1:K:117:LYS:HD2	1.83	0.61
1:M:9:ILE:O	1:M:13:VAL:HG23	2.01	0.61
1:M:82:TRP:O	1:M:83:THR:CB	2.49	0.61
1:A:146:PRO:HG3	1:A:228:HIS:CE1	2.35	0.61
1:C:71:TYR:O	1:C:94:CYS:HB3	2.01	0.61
1:C:311:TRP:HZ2	1:C:367:PRO:HD3	1.65	0.61
1:F:443:GLN:NE2	2:R:758:LYS:NZ	2.48	0.61
1:G:42:LEU:O	1:G:45:ALA:HB3	2.01	0.61
1:G:78:VAL:HG23	1:G:91:ARG:HH12	1.65	0.61
1:G:167:ASN:ND2	1:G:170:ARG:NE	2.49	0.61
1:H:244:MET:HG2	1:H:244:MET:O	2.01	0.61
1:I:212:GLN:OE1	1:I:343:PRO:HG2	2.01	0.61
1:N:377:LYS:HA	1:N:380:ARG:HB3	1.83	0.61

Continued on next page...

Continued from previous page...

Atom-1	Atom-2	Interatomic distance (Å)	Clash overlap (Å)
2:T:749:GLU:O	2:T:753:ALA:N	2.34	0.61
2:V:748:LEU:CD1	2:V:752:ASN:OD1	2.49	0.61
2:Y:746:LYS:C	2:Y:748:LEU:N	2.50	0.61
1:A:96:ILE:HG22	1:A:104:PHE:CB	2.31	0.60
1:A:197:ILE:HD12	1:A:214:PHE:CZ	2.36	0.60
1:B:239:VAL:HA	2:Z:757:TYR:CZ	2.36	0.60
1:F:380:ARG:HA	1:F:383:ASN:ND2	2.16	0.60
1:G:239:VAL:CG1	2:T:757:TYR:CE2	2.79	0.60
1:I:214:PHE:C	1:I:216:LEU:H	2.02	0.60
1:J:48:ASN:HB3	1:J:71:TYR:CD1	2.36	0.60
1:K:17:ASN:HD21	1:K:19:LYS:HE3	1.66	0.60
1:K:272:LYS:HE2	1:K:364:ALA:HB3	1.83	0.60
1:C:6:ARG:HH22	1:C:47:ASP:CG	2.04	0.60
1:E:116:LEU:HD11	1:E:204:ALA:HB3	1.83	0.60
1:F:277:GLY:HA3	1:F:353:ALA:O	2.00	0.60
1:G:150:LEU:HD13	1:G:192:PRO:O	2.01	0.60
1:G:323:PRO:HB2	1:G:331:ARG:NH2	2.09	0.60
1:H:127:PHE:CG	1:H:351:LEU:HD13	2.35	0.60
1:K:138:PHE:HB2	1:K:228:HIS:HB3	1.82	0.60
1:L:71:TYR:O	1:L:94:CYS:HB3	2.01	0.60
1:L:194:GLN:HE22	1:L:241:GLY:C	2.04	0.60
1:M:374:VAL:HG23	1:M:375:MET:H	1.66	0.60
1:N:187:HIS:CE1	1:N:196:GLU:OE1	2.53	0.60
1:N:433:HIS:O	1:N:436:GLU:HB2	2.01	0.60
2:S:753:ALA:HA	2:S:756:ARG:CG	2.31	0.60
2:V:748:LEU:O	2:V:752:ASN:CB	2.46	0.60
1:A:264:ASP:O	1:A:265:LEU:HB2	2.01	0.60
1:B:377:LYS:N	1:B:380:ARG:NH2	2.48	0.60
1:D:46:LEU:C	1:D:48:ASN:H	2.03	0.60
1:D:405:MET:O	1:D:408:ALA:HB3	2.01	0.60
1:E:246:CYS:SG	1:E:337:VAL:HG21	2.41	0.60
1:G:435:TRP:CD1	1:I:431:GLN:HG3	2.36	0.60
1:I:368:ILE:O	1:I:368:ILE:HG22	2.01	0.60
1:K:170:ARG:NH2	1:L:22:ARG:NH2	2.49	0.60
1:K:351:LEU:CD1	1:K:355:LEU:HD21	2.31	0.60
1:L:60:PHE:CE2	2:I:758:LYS:HE2	2.36	0.60
1:M:196:GLU:C	1:M:197:ILE:HD12	2.21	0.60
1:N:34:ASN:ND2	1:N:34:ASN:O	2.33	0.60
2:V:749:GLU:CA	2:V:752:ASN:HB2	2.31	0.60
1:B:164:LEU:HG	1:B:165:GLY:N	2.17	0.60
1:C:58:GLU:OE2	1:C:412:HIS:HE1	1.84	0.60

Continued on next page...

Continued from previous page...

Atom-1	Atom-2	Interatomic distance (Å)	Clash overlap (Å)
1:D:3:LYS:HB3	1:D:75:ASN:OD1	2.01	0.60
1:E:300:VAL:CG1	1:E:301:PRO:HD2	2.31	0.60
1:F:27:ASP:C	1:F:27:ASP:OD2	2.39	0.60
1:F:93:ILE:O	1:F:94:CYS:SG	2.57	0.60
1:H:109:ARG:HA	1:H:344:TYR:CD2	2.36	0.60
1:H:167:ASN:HA	1:H:170:ARG:HD2	1.82	0.60
1:I:164:LEU:H	1:I:164:LEU:HD23	1.65	0.60
1:I:404:VAL:C	1:I:407:LYS:HB2	2.21	0.60
1:K:316:ARG:HD3	1:L:63:ILE:O	2.01	0.60
1:L:79:ILE:HD13	1:L:90:ALA:CB	2.30	0.60
1:N:211:ILE:O	1:N:214:PHE:HB3	2.01	0.60
1:B:239:VAL:CG1	2:Z:757:TYR:CE2	2.83	0.60
1:E:191:ALA:HB1	1:E:192:PRO:HD2	1.83	0.60
1:I:372:ILE:CD1	1:I:375:MET:SD	2.89	0.60
1:J:303:TYR:CD1	2:2:753:ALA:HB1	2.36	0.60
1:J:429:ARG:O	1:J:429:ARG:HG2	2.01	0.60
1:K:167:ASN:HA	1:K:170:ARG:HG3	1.84	0.60
1:K:405:MET:O	1:K:408:ALA:N	2.35	0.60
1:L:444:TYR:HE2	1:M:292:THR:HG21	1.67	0.60
1:M:380:ARG:HD2	1:M:381:MET:HE3	1.83	0.60
1:B:435:TRP:CZ3	1:D:428:PHE:HB2	2.36	0.60
1:E:83:THR:C	1:E:85:GLU:OE2	2.40	0.60
1:E:166:GLU:HA	1:E:169:ARG:HB3	1.84	0.60
1:G:184:GLU:OE1	1:M:44:LYS:NZ	2.34	0.60
1:H:183:ILE:HD13	1:H:183:ILE:O	2.01	0.60
1:H:260:ASP:OD2	1:H:263:ALA:HB2	2.01	0.60
1:J:71:TYR:CD1	1:J:71:TYR:N	2.68	0.60
1:K:208:CYS:HA	1:K:211:ILE:CG1	2.30	0.60
1:K:275:ILE:N	1:K:275:ILE:HD12	2.14	0.60
1:L:265:LEU:N	1:L:265:LEU:HD12	2.16	0.60
1:L:368:ILE:HG23	1:L:370:ARG:HH12	1.65	0.60
1:M:35:VAL:HG13	1:M:70:LEU:HD21	1.81	0.60
1:M:243:GLY:CA	1:M:298:ARG:NH1	2.65	0.60
1:A:319:LEU:CD1	1:A:336:SER:HB3	2.31	0.60
1:C:108:PRO:HB3	1:C:345:LEU:CD2	2.32	0.60
1:D:235:PRO:HG2	1:D:236:LEU:H	1.65	0.60
1:E:389:PRO:HA	1:E:394:GLU:OE2	2.01	0.60
1:F:163:ASP:HA	1:F:167:ASN:ND2	2.17	0.60
1:F:342:ASN:OD1	1:F:345:LEU:HG	2.01	0.60
1:M:60:PHE:CD2	2:T:758:LYS:HG3	2.36	0.60
1:N:300:VAL:CG1	1:N:301:PRO:HD2	2.32	0.60

Continued on next page...

Continued from previous page...

Atom-1	Atom-2	Interatomic distance (Å)	Clash overlap (Å)
1:N:302:GLY:O	1:N:304:GLU:N	2.31	0.60
1:A:129:LEU:HD12	1:A:347:LEU:CD2	2.29	0.60
1:A:235:PRO:O	1:C:432:VAL:HG11	2.01	0.60
1:C:338:ASP:HB2	1:C:339:PRO:HD2	1.84	0.60
1:C:414:PHE:CZ	1:C:418:ILE:HD11	2.37	0.60
1:D:53:ASP:O	1:D:56:SER:HB3	2.01	0.60
1:D:78:VAL:HB	1:D:91:ARG:HG3	1.84	0.60
1:D:163:ASP:O	1:D:164:LEU:O	2.19	0.60
1:D:208:CYS:SG	1:D:343:PRO:C	2.80	0.60
1:D:372:ILE:HD12	1:D:373:TYR:N	2.17	0.60
1:D:404:VAL:O	1:D:404:VAL:HG23	2.02	0.60
1:E:359:LYS:HB2	1:E:359:LYS:HZ2	1.67	0.60
1:F:52:PHE:CE1	1:F:70:LEU:HD13	2.36	0.60
1:F:286:THR:HG21	1:F:389:PRO:CG	2.32	0.60
1:G:316:ARG:HG2	1:G:373:TYR:CE2	2.35	0.60
1:H:114:ARG:NH1	1:H:115:ILE:HD11	2.17	0.60
1:H:293:VAL:HG11	1:H:428:PHE:CE2	2.36	0.60
1:I:164:LEU:HG	1:I:165:GLY:N	2.17	0.60
1:I:285:PHE:HB3	1:I:405:MET:SD	2.41	0.60
1:J:64:GLU:HB2	1:M:314:GLN:HE22	1.66	0.60
1:J:205:VAL:HG23	1:J:205:VAL:O	2.01	0.60
1:J:379:GLU:O	1:J:382:GLU:HG3	2.02	0.60
1:K:48:ASN:OD1	1:K:71:TYR:HA	2.01	0.60
1:L:291:PRO:CG	1:L:341:ALA:HA	2.32	0.60
1:N:64:GLU:O	1:N:65:GLU:C	2.38	0.60
1:A:163:ASP:N	1:A:170:ARG:HH22	1.99	0.60
1:B:80:PHE:CZ	1:B:91:ARG:HG2	2.37	0.60
1:B:85:GLU:O	1:B:85:GLU:CG	2.48	0.60
1:B:127:PHE:CZ	1:B:351:LEU:HD13	2.37	0.60
1:G:169:ARG:HG2	1:G:197:ILE:HD11	1.84	0.60
1:J:129:LEU:HD12	1:J:347:LEU:HD11	1.83	0.60
1:K:199:PHE:N	1:K:199:PHE:CD1	2.69	0.60
1:K:345:LEU:HD21	1:K:413:LEU:HD11	1.83	0.60
1:M:316:ARG:HD3	2:U:747:MET:HG2	1.82	0.60
1:M:371:ASN:OD1	1:M:373:TYR:HB2	2.02	0.60
2:Q:747:MET:O	2:Q:751:GLN:HB2	2.02	0.60
2:V:756:ARG:O	2:V:760:ARG:HB2	2.01	0.60
1:A:57:ILE:CD1	1:A:96:ILE:CD1	2.78	0.60
1:A:316:ARG:HD2	2:P:747:MET:CG	2.27	0.60
1:B:142:GLU:N	1:B:142:GLU:CD	2.56	0.60
1:B:289:THR:O	1:B:341:ALA:HB2	2.02	0.60

Continued on next page...

Continued from previous page...

Atom-1	Atom-2	Interatomic distance (Å)	Clash overlap (Å)
1:B:351:LEU:O	1:B:351:LEU:CG	2.50	0.60
1:D:150:LEU:HD13	1:D:192:PRO:HB2	1.84	0.60
1:D:315:ASN:ND2	1:D:368:ILE:HG21	2.17	0.60
1:E:368:ILE:O	1:E:369:ASP:OD1	2.19	0.60
1:G:59:GLY:O	1:G:62:ARG:HG2	2.02	0.60
1:G:152:ASP:OD2	1:G:161:PRO:HB3	2.01	0.60
1:J:19:LYS:HA	1:J:39:VAL:HG11	1.84	0.60
1:J:151:ASN:CG	1:J:227:LEU:HD13	2.22	0.60
1:J:302:GLY:CA	2:2:750:GLY:HA2	2.32	0.60
1:K:68:MET:HG2	1:K:97:TYR:O	2.02	0.60
1:L:139:LYS:CD	1:L:149:GLU:OE2	2.50	0.60
1:L:232:MET:O	1:L:235:PRO:HD3	2.02	0.60
1:N:63:ILE:C	1:N:64:GLU:HG2	2.21	0.60
1:N:410:GLY:O	1:N:412:HIS:N	2.34	0.60
1:D:86:LYS:NZ	1:D:86:LYS:CB	2.63	0.59
1:D:86:LYS:HG2	1:H:174:LEU:HD23	1.83	0.59
1:E:280:LYS:O	1:E:280:LYS:HG2	2.01	0.59
1:G:205:VAL:O	1:G:209:ASP:HB2	2.02	0.59
1:G:293:VAL:HG23	1:I:440:TYR:OH	2.02	0.59
1:H:42:LEU:O	1:H:42:LEU:HD12	2.02	0.59
1:H:208:CYS:SG	1:H:347:LEU:HD23	2.42	0.59
1:H:240:ASN:CG	2:Y:757:TYR:HH	2.04	0.59
1:L:427:MET:SD	2:1:759:ASN:ND2	2.75	0.59
1:N:309:VAL:HA	1:N:319:LEU:HD12	1.83	0.59
1:B:135:PHE:HE1	1:B:197:ILE:HD12	1.66	0.59
1:B:239:VAL:HG12	2:Z:757:TYR:HE2	1.67	0.59
1:B:261:GLU:HA	1:B:266:GLN:HG2	1.85	0.59
1:B:392:LEU:HD21	1:B:421:LYS:HD2	1.83	0.59
1:C:81:PRO:C	1:C:83:THR:H	2.04	0.59
1:D:89:VAL:HG21	1:H:170:ARG:HH21	1.67	0.59
1:D:178:GLU:O	1:D:179:MET:HG3	2.01	0.59
1:E:24:GLN:NE2	1:E:91:ARG:CD	2.64	0.59
1:E:259:PHE:CE2	1:E:261:GLU:OE2	2.56	0.59
1:F:95:ASP:HB3	1:F:97:TYR:HE1	1.66	0.59
1:G:45:ALA:HA	1:G:50:VAL:HG23	1.84	0.59
1:G:281:HIS:CD2	1:G:353:ALA:CB	2.85	0.59
1:L:96:ILE:O	1:L:97:TYR:CD1	2.55	0.59
1:L:159:LEU:C	1:L:161:PRO:HD3	2.22	0.59
1:M:368:ILE:CD1	1:M:385:ILE:HD11	2.23	0.59
1:N:58:GLU:OE1	1:N:416:HIS:CE1	2.55	0.59
2:P:753:ALA:O	2:P:757:TYR:CD1	2.54	0.59

Continued on next page...

Continued from previous page...

Atom-1	Atom-2	Interatomic distance (Å)	Clash overlap (Å)
2:Z:748:LEU:O	2:Z:748:LEU:HD22	2.02	0.59
1:A:65:GLU:HG2	1:F:321:ARG:NH1	2.16	0.59
1:A:129:LEU:HD12	1:A:347:LEU:HD11	1.84	0.59
1:A:156:TYR:CZ	1:A:157:PHE:HE1	2.19	0.59
1:A:169:ARG:NH2	1:A:195:HIS:HD2	1.98	0.59
1:A:353:ALA:HB2	1:A:405:MET:HE3	1.83	0.59
1:B:127:PHE:CZ	1:B:351:LEU:HB2	2.36	0.59
1:B:163:ASP:O	1:B:167:ASN:HB2	2.02	0.59
1:D:60:PHE:CE1	2:Y:755:PHE:HE2	2.19	0.59
1:D:162:THR:OG1	1:F:223:ARG:NH2	2.36	0.59
1:F:172:ILE:HG22	1:F:176:LEU:HD11	1.84	0.59
1:H:234:LYS:HE2	1:H:303:TYR:CD1	2.37	0.59
1:J:234:LYS:HD2	1:J:236:LEU:O	2.02	0.59
1:K:169:ARG:HH22	1:K:188:HIS:HB2	1.66	0.59
1:L:380:ARG:HG3	1:L:385:ILE:HG21	1.84	0.59
1:M:5:THR:O	1:M:8:ASP:HB2	2.01	0.59
1:M:370:ARG:HG3	1:M:371:ASN:H	1.68	0.59
1:D:91:ARG:CD	1:D:91:ARG:C	2.70	0.59
1:E:316:ARG:NH1	1:E:372:ILE:HG12	2.17	0.59
1:F:274:PHE:CB	1:F:358:ILE:HD11	2.32	0.59
1:F:321:ARG:O	1:F:333:GLU:N	2.35	0.59
1:F:371:ASN:N	1:F:371:ASN:ND2	2.49	0.59
1:G:252:LYS:O	1:G:253:ASN:CB	2.49	0.59
1:K:159:LEU:HG	1:L:32:ILE:HD11	1.83	0.59
1:K:161:PRO:HG2	1:K:169:ARG:HH22	1.68	0.59
1:K:351:LEU:O	1:K:355:LEU:HG	2.02	0.59
1:L:61:VAL:HG11	1:L:420:ALA:CB	2.31	0.59
1:N:11:LYS:NZ	1:N:11:LYS:HB3	2.18	0.59
1:A:22:ARG:HD3	1:F:159:LEU:HD21	1.83	0.59
1:A:52:PHE:CE1	1:A:70:LEU:CD1	2.84	0.59
1:A:98:ASN:HD22	1:A:102:THR:HB	1.67	0.59
1:B:298:ARG:O	1:B:299:LEU:HD12	2.01	0.59
1:D:223:ARG:CG	1:D:223:ARG:NH1	2.59	0.59
1:E:412:HIS:NE2	1:E:416:HIS:CE1	2.71	0.59
1:F:311:TRP:O	1:F:367:PRO:HA	2.03	0.59
1:G:83:THR:HB	1:G:89:VAL:HG23	1.83	0.59
1:G:112:LEU:HD22	1:G:116:LEU:CD1	2.32	0.59
1:J:440:TYR:HD1	1:J:444:TYR:HE2	1.50	0.59
1:K:52:PHE:CD2	1:K:53:ASP:N	2.69	0.59
1:K:302:GLY:HA2	2:1:746:LYS:O	2.02	0.59
1:M:181:PHE:HZ	1:M:213:THR:HB	1.67	0.59

Continued on next page...

Continued from previous page...

Atom-1	Atom-2	Interatomic distance (Å)	Clash overlap (Å)
2:S:753:ALA:HA	2:S:756:ARG:CD	2.32	0.59
1:A:422:GLU:O	1:A:426:ASP:HB3	2.03	0.59
1:B:79:ILE:HD13	1:B:90:ALA:HB2	1.85	0.59
1:B:223:ARG:HH11	1:B:223:ARG:HG3	1.67	0.59
1:G:71:TYR:O	1:G:94:CYS:HB3	2.02	0.59
1:G:243:GLY:CA	1:G:298:ARG:NH1	2.65	0.59
1:G:331:ARG:HH21	1:G:331:ARG:CG	2.15	0.59
1:I:171:ASP:CG	1:I:225:HIS:NE2	2.56	0.59
1:I:219:LYS:HG2	1:I:229:ALA:HB3	1.84	0.59
1:J:19:LYS:CG	1:J:87:GLY:HA3	2.31	0.59
1:J:319:LEU:CD1	1:J:388:LEU:HD11	2.32	0.59
1:K:322:ILE:HG22	1:K:326:ARG:NH2	2.17	0.59
1:L:23:LEU:HD23	1:L:92:PHE:HB2	1.83	0.59
1:L:112:LEU:CD1	1:L:205:VAL:HG22	2.32	0.59
1:M:140:LEU:HD12	1:M:226:GLY:C	2.23	0.59
1:N:235:PRO:CG	1:N:236:LEU:H	2.14	0.59
1:A:45:ALA:HA	1:A:50:VAL:HG23	1.82	0.59
1:C:97:TYR:CZ	1:C:103:PRO:HB3	2.37	0.59
1:D:169:ARG:HH21	1:D:169:ARG:CG	2.14	0.59
1:G:140:LEU:HD12	1:G:227:LEU:CA	2.32	0.59
1:H:115:ILE:HG22	1:H:351:LEU:HD23	1.84	0.59
1:I:151:ASN:O	1:I:152:ASP:HB3	2.02	0.59
1:J:151:ASN:O	1:J:152:ASP:HB3	2.02	0.59
1:L:25:PHE:CD1	1:L:57:ILE:HD11	2.38	0.59
1:L:315:ASN:O	1:L:318:PRO:HD3	2.02	0.59
1:N:131:PRO:HB3	1:N:211:ILE:HD11	1.84	0.59
2:Z:750:GLY:O	2:Z:753:ALA:HB3	2.03	0.59
1:A:190:VAL:HB	1:A:240:ASN:ND2	2.18	0.59
1:B:186:SER:O	1:B:187:HIS:HB3	2.02	0.59
1:C:421:LYS:O	1:C:424:GLU:HB3	2.02	0.59
1:D:400:LYS:HE2	1:D:418:ILE:CD1	2.32	0.59
1:E:24:GLN:NE2	1:E:91:ARG:HD3	2.18	0.59
1:E:308:TYR:CD1	1:E:372:ILE:HG13	2.35	0.59
1:K:303:TYR:HE1	2:1:753:ALA:HB2	1.68	0.59
1:L:71:TYR:N	1:L:71:TYR:CD1	2.70	0.59
1:L:311:TRP:CE3	1:L:322:ILE:HD12	2.38	0.59
1:L:331:ARG:HG3	1:L:331:ARG:NH2	2.10	0.59
1:A:22:ARG:HD3	1:F:159:LEU:CD2	2.33	0.59
1:B:380:ARG:O	1:B:385:ILE:HB	2.03	0.59
1:G:22:ARG:HH11	1:G:22:ARG:CG	2.13	0.59
1:H:60:PHE:CD2	2:2:758:LYS:CG	2.85	0.59

Continued on next page...

Continued from previous page...

Atom-1	Atom-2	Interatomic distance (Å)	Clash overlap (Å)
1:J:19:LYS:HG3	1:J:87:GLY:HA3	1.83	0.59
1:M:46:LEU:CD1	1:M:74:LEU:HD11	2.33	0.59
1:M:251:PHE:CE1	1:M:256:ASN:HA	2.37	0.59
1:N:42:LEU:O	1:N:45:ALA:HB3	2.03	0.59
1:N:58:GLU:O	1:N:61:VAL:HG23	2.03	0.59
1:N:71:TYR:CE1	1:N:97:TYR:HB2	2.38	0.59
1:N:132:GLU:HB2	1:N:245:HIS:HB2	1.84	0.59
2:W:757:TYR:O	2:W:759:ASN:N	2.36	0.59
1:A:302:GLY:HA2	2:P:747:MET:CE	2.33	0.59
1:B:162:THR:CG2	1:B:170:ARG:HH12	2.12	0.59
1:E:85:GLU:CD	1:E:85:GLU:N	2.55	0.59
1:E:293:VAL:CG1	1:E:428:PHE:CD2	2.85	0.59
1:E:375:MET:HB3	1:E:379:GLU:HG2	1.85	0.59
1:F:85:GLU:CD	1:F:85:GLU:H	2.05	0.59
1:I:102:THR:HG23	1:I:103:PRO:HD2	1.84	0.59
1:I:286:THR:HG21	1:I:389:PRO:HD2	1.84	0.59
1:L:221:ILE:HG22	1:L:221:ILE:O	2.02	0.59
1:L:264:ASP:C	1:L:265:LEU:HD12	2.23	0.59
1:L:351:LEU:C	1:L:351:LEU:HD23	2.22	0.59
2:X:753:ALA:O	2:X:757:TYR:CE1	2.56	0.59
1:B:41:GLN:NE2	1:E:184:GLU:OE2	2.36	0.58
1:B:61:VAL:HG23	1:B:61:VAL:O	2.03	0.58
1:B:427:MET:O	1:B:431:GLN:HG2	2.03	0.58
1:E:289:THR:C	1:E:291:PRO:HD3	2.23	0.58
1:F:114:ARG:O	1:F:114:ARG:HG2	2.03	0.58
1:F:142:GLU:CD	1:F:142:GLU:N	2.57	0.58
1:G:193:GLY:O	1:G:195:HIS:CD2	2.56	0.58
1:H:38:PRO:O	1:H:41:GLN:HB2	2.03	0.58
1:I:155:GLY:CA	1:I:158:ASP:OD1	2.51	0.58
1:I:402:ASN:O	1:I:406:VAL:HG23	2.03	0.58
1:J:415:GLU:CG	1:J:416:HIS:N	2.66	0.58
1:K:188:HIS:ND1	1:K:189:GLU:N	2.50	0.58
1:K:327:GLY:N	1:K:330:THR:OG1	2.36	0.58
1:L:52:PHE:CD1	1:L:70:LEU:HD13	2.38	0.58
1:L:293:VAL:HG11	1:L:428:PHE:CD2	2.37	0.58
1:A:264:ASP:N	1:A:264:ASP:OD1	2.36	0.58
1:B:5:THR:O	1:B:8:ASP:CB	2.38	0.58
1:D:237:PHE:C	1:D:239:VAL:H	2.06	0.58
1:D:308:TYR:HD1	1:D:372:ILE:HD13	1.67	0.58
1:D:321:ARG:NH1	1:F:67:ASP:OD2	2.36	0.58
1:D:357:GLY:HA2	1:D:362:LEU:CD2	2.33	0.58

Continued on next page...

Continued from previous page...

Atom-1	Atom-2	Interatomic distance (Å)	Clash overlap (Å)
1:F:127:PHE:CE2	1:F:351:LEU:CB	2.80	0.58
1:G:106:GLY:HA2	1:G:413:LEU:CD1	2.33	0.58
1:H:240:ASN:ND2	2:Y:757:TYR:OH	2.36	0.58
1:H:269:GLU:HA	1:H:269:GLU:OE2	2.03	0.58
1:I:60:PHE:CD2	2:S:758:LYS:HE2	2.38	0.58
1:I:63:ILE:CG2	2:S:747:MET:HE1	2.33	0.58
1:I:439:GLN:NE2	2:P:759:ASN:HA	2.18	0.58
1:K:182:GLU:HG2	1:K:200:LYS:HD3	1.84	0.58
1:K:323:PRO:CG	1:K:331:ARG:NH2	2.65	0.58
1:M:238:GLY:O	1:M:239:VAL:CG2	2.51	0.58
1:M:286:THR:HG22	1:M:287:ALA:N	2.18	0.58
2:V:748:LEU:HD13	2:V:752:ASN:OD1	2.02	0.58
2:1:751:GLN:O	2:1:754:HIS:HB2	2.03	0.58
1:C:248:LEU:HD11	1:C:350:LEU:HD13	1.85	0.58
1:D:359:LYS:HG2	1:D:360:ASN:ND2	2.18	0.58
1:E:270:THR:O	1:E:358:ILE:CD1	2.52	0.58
1:E:293:VAL:HG11	1:E:428:PHE:CE2	2.39	0.58
1:G:443:GLN:OE1	1:G:444:TYR:CD1	2.56	0.58
1:I:127:PHE:O	1:I:128:ASN:OD1	2.21	0.58
1:I:433:HIS:O	1:I:436:GLU:HB2	2.03	0.58
1:J:440:TYR:HD1	1:J:444:TYR:CE2	2.21	0.58
1:K:19:LYS:HG3	1:K:87:GLY:HA3	1.86	0.58
1:M:431:GLN:HB3	1:M:433:HIS:CE1	2.38	0.58
1:N:22:ARG:O	1:N:91:ARG:HA	2.03	0.58
2:U:748:LEU:O	2:U:752:ASN:CB	2.50	0.58
2:Z:748:LEU:HD13	2:Z:748:LEU:C	2.24	0.58
1:A:204:ALA:HB2	1:A:347:LEU:HD12	1.82	0.58
1:B:116:LEU:O	1:B:119:MET:N	2.36	0.58
1:B:139:LYS:HA	1:B:227:LEU:HD23	1.84	0.58
1:B:441:MET:HE1	1:D:138:PHE:HD1	1.67	0.58
1:C:118:GLU:O	1:C:122:LEU:HD12	2.03	0.58
1:D:22:ARG:NH2	1:H:170:ARG:NH2	2.51	0.58
1:F:125:SER:OG	1:F:126:ASP:OD2	2.16	0.58
1:G:322:ILE:HD12	1:G:322:ILE:N	2.18	0.58
1:H:57:ILE:O	1:H:57:ILE:HG22	2.03	0.58
1:H:139:LYS:HD3	1:H:151:ASN:HA	1.85	0.58
1:I:67:ASP:O	1:I:68:MET:HG2	2.04	0.58
1:K:56:SER:HB3	1:N:156:TYR:CD2	2.38	0.58
1:K:192:PRO:HD3	2:1:757:TYR:HD2	1.69	0.58
1:L:93:ILE:C	1:L:94:CYS:SG	2.82	0.58
1:L:168:CYS:HA	1:L:225:HIS:CE1	2.38	0.58

Continued on next page...

Continued from previous page...

Atom-1	Atom-2	Interatomic distance (Å)	Clash overlap (Å)
1:L:444:TYR:CD2	1:M:340:ALA:HB1	2.38	0.58
1:M:98:ASN:HD21	1:M:104:PHE:HA	1.66	0.58
1:N:264:ASP:C	1:N:265:LEU:HD12	2.24	0.58
1:A:114:ARG:NH2	1:A:407:LYS:O	2.35	0.58
1:B:219:LYS:O	1:B:222:ALA:HB3	2.03	0.58
1:B:345:LEU:HD21	1:B:413:LEU:HD13	1.86	0.58
1:E:114:ARG:HA	1:E:117:LYS:HD2	1.85	0.58
1:F:312:SER:CB	1:F:368:ILE:O	2.51	0.58
1:G:156:TYR:CZ	1:G:157:PHE:HE1	2.22	0.58
1:G:212:GLN:O	1:G:213:THR:C	2.42	0.58
1:H:65:GLU:OE1	1:J:321:ARG:NH1	2.37	0.58
1:H:114:ARG:HH11	1:H:115:ILE:HD12	1.68	0.58
1:H:163:ASP:CA	1:H:167:ASN:HB2	2.31	0.58
1:H:252:LYS:HB2	1:H:252:LYS:NZ	2.18	0.58
1:I:157:PHE:O	1:I:158:ASP:C	2.42	0.58
1:K:275:ILE:CD1	1:K:275:ILE:H	2.16	0.58
1:L:169:ARG:HD3	1:L:186:SER:HB2	1.85	0.58
1:L:369:ASP:OD2	1:L:370:ARG:N	2.37	0.58
1:N:167:ASN:HA	1:N:170:ARG:CD	2.32	0.58
1:N:265:LEU:O	1:N:267:LEU:HG	2.04	0.58
1:A:68:MET:HG2	1:A:96:ILE:HG23	1.84	0.58
1:B:288:VAL:O	1:B:291:PRO:HD3	2.03	0.58
1:C:21:ILE:HD12	1:C:21:ILE:N	2.19	0.58
1:C:80:PHE:O	1:C:83:THR:OG1	2.20	0.58
1:C:316:ARG:HD3	2:R:747:MET:CG	2.34	0.58
1:F:443:GLN:NE2	2:R:758:LYS:HZ3	2.02	0.58
1:G:167:ASN:HA	1:G:170:ARG:HB2	1.85	0.58
1:G:393:ALA:C	1:G:395:ALA:H	2.06	0.58
1:H:77:PHE:O	1:H:78:VAL:CG2	2.48	0.58
1:I:170:ARG:O	1:I:174:LEU:HD23	2.03	0.58
1:L:169:ARG:HA	1:L:172:ILE:HD12	1.85	0.58
1:N:164:LEU:O	1:N:168:CYS:CB	2.50	0.58
1:A:309:VAL:HG22	1:A:319:LEU:CD2	2.33	0.58
1:B:156:TYR:CE2	1:N:56:SER:HB3	2.38	0.58
1:B:181:PHE:HB3	1:B:183:ILE:HD11	1.84	0.58
1:C:63:ILE:O	1:I:316:ARG:HA	2.02	0.58
1:C:127:PHE:CD1	1:C:250:LEU:HG	2.39	0.58
1:C:182:GLU:O	1:C:200:LYS:HG3	2.04	0.58
1:D:70:LEU:O	1:D:72:PRO:HD3	2.03	0.58
1:H:244:MET:O	1:H:244:MET:CG	2.52	0.58
1:I:292:THR:HG1	1:I:295:SER:HG	1.51	0.58

Continued on next page...

Continued from previous page...

Atom-1	Atom-2	Interatomic distance (Å)	Clash overlap (Å)
1:J:402:ASN:CG	1:J:405:MET:HG2	2.24	0.58
1:K:135:PHE:HB3	1:K:231:PHE:CD1	2.38	0.58
1:K:286:THR:HG22	1:K:296:TYR:OH	2.04	0.58
1:L:232:MET:HE3	1:M:440:TYR:CB	2.29	0.58
1:L:300:VAL:CG1	1:L:301:PRO:HD2	2.32	0.58
1:L:415:GLU:OE1	1:L:416:HIS:CE1	2.56	0.58
1:M:120:GLU:O	1:M:123:GLY:N	2.32	0.58
1:N:162:THR:HG22	1:N:163:ASP:H	1.68	0.58
2:O:753:ALA:HA	2:O:756:ARG:HG2	1.84	0.58
1:B:365:PRO:O	1:B:367:PRO:HD3	2.03	0.58
1:C:182:GLU:HB3	1:C:200:LYS:HD2	1.85	0.58
1:C:346:ALA:O	1:C:349:VAL:HG22	2.03	0.58
1:G:321:ARG:O	1:G:323:PRO:HD3	2.03	0.58
1:H:151:ASN:HB2	1:H:227:LEU:HD22	1.86	0.58
1:I:141:ASP:HB3	1:I:147:THR:HG21	1.84	0.58
1:I:300:VAL:HG12	1:I:303:TYR:CD2	2.39	0.58
1:J:160:ALA:HB2	1:J:188:HIS:HB2	1.85	0.58
1:J:201:TYR:O	1:J:202:ALA:CB	2.51	0.58
1:K:244:MET:O	1:K:337:VAL:HB	2.04	0.58
1:A:345:LEU:O	1:A:349:VAL:HG22	2.03	0.58
1:A:422:GLU:O	1:A:426:ASP:CB	2.52	0.58
1:B:135:PHE:O	1:B:194:GLN:HA	2.04	0.58
1:B:291:PRO:HB2	1:B:421:LYS:NZ	2.19	0.58
1:D:399:PHE:HZ	1:D:409:LEU:CD1	2.16	0.58
1:E:91:ARG:HD2	1:E:92:PHE:O	2.02	0.58
1:G:182:GLU:O	1:G:200:LYS:HG3	2.03	0.58
1:G:218:VAL:O	1:G:222:ALA:HB2	2.04	0.58
1:H:129:LEU:HD22	1:H:131:PRO:CG	2.33	0.58
1:H:268:SER:O	1:H:271:ALA:CB	2.51	0.58
1:I:406:VAL:HA	1:I:414:PHE:CD1	2.39	0.58
1:K:17:ASN:CG	1:K:17:ASN:O	2.42	0.58
1:K:310:ALA:CB	1:K:368:ILE:HD12	2.33	0.58
1:L:28:ILE:HD11	1:L:413:LEU:CD2	2.34	0.58
2:X:749:GLU:CA	2:X:752:ASN:HB2	2.33	0.58
1:A:184:GLU:N	1:A:198:ASP:O	2.37	0.58
1:A:405:MET:C	1:A:407:LYS:H	2.07	0.58
1:C:167:ASN:ND2	1:C:170:ARG:NH1	2.52	0.58
1:C:167:ASN:OD1	1:C:170:ARG:NH1	2.36	0.58
1:D:117:LYS:HD2	1:D:121:ASP:OD1	2.04	0.58
1:D:377:LYS:HA	1:D:380:ARG:NH2	2.18	0.58
1:E:105:GLU:CG	1:E:106:GLY:H	2.17	0.58

Continued on next page...

Continued from previous page...

Atom-1	Atom-2	Interatomic distance (Å)	Clash overlap (Å)
1:E:289:THR:O	1:E:341:ALA:HB2	2.04	0.58
1:E:371:ASN:OD1	1:E:373:TYR:HB2	2.03	0.58
1:F:131:PRO:HG2	1:F:199:PHE:HE1	1.67	0.58
1:G:125:SER:OG	1:G:126:ASP:N	2.34	0.58
1:J:22:ARG:NH2	1:M:170:ARG:NH2	2.52	0.58
1:J:96:ILE:O	1:J:97:TYR:CD1	2.56	0.58
1:J:274:PHE:CE1	1:J:354:GLY:HA3	2.39	0.58
1:K:346:ALA:O	1:K:347:LEU:HD23	2.03	0.58
1:K:443:GLN:NE2	2:U:758:LYS:NZ	2.51	0.58
1:L:207:SER:O	1:L:211:ILE:CD1	2.51	0.58
1:L:219:LYS:NZ	1:M:444:TYR:O	2.31	0.58
1:M:137:LEU:HD23	1:M:229:ALA:HA	1.85	0.58
1:N:281:HIS:O	1:N:284:SER:HB2	2.04	0.58
2:P:758:LYS:HG3	2:P:759:ASN:OD1	2.04	0.58
1:A:328:ILE:HD13	1:A:328:ILE:N	2.19	0.57
1:A:370:ARG:HD2	1:A:371:ASN:O	2.04	0.57
1:B:319:LEU:HD21	1:B:336:SER:HB3	1.85	0.57
1:C:132:GLU:HB2	1:C:245:HIS:HB2	1.85	0.57
1:C:141:ASP:OD1	1:C:147:THR:HG22	2.03	0.57
1:D:308:TYR:CD1	1:D:372:ILE:HD13	2.39	0.57
1:D:363:GLU:H	1:D:363:GLU:CD	2.07	0.57
1:E:240:ASN:ND2	1:E:303:TYR:CB	2.58	0.57
1:F:62:ARG:HG3	2:X:754:HIS:CE1	2.39	0.57
1:F:249:SER:HA	1:F:258:PHE:CE1	2.39	0.57
1:G:207:SER:O	1:G:211:ILE:HG13	2.04	0.57
1:I:370:ARG:O	1:I:372:ILE:N	2.37	0.57
1:J:112:LEU:HD22	1:J:116:LEU:CD1	2.33	0.57
1:J:132:GLU:HB2	1:J:245:HIS:HB2	1.86	0.57
1:J:378:GLU:H	1:J:378:GLU:CD	2.08	0.57
1:L:297:LYS:CD	1:M:429:ARG:O	2.52	0.57
1:N:317:SER:HB3	1:N:373:TYR:CE1	2.39	0.57
2:U:747:MET:O	2:U:751:GLN:CB	2.48	0.57
2:W:747:MET:O	2:W:751:GLN:HG3	2.03	0.57
2:1:746:LYS:N	2:1:749:GLU:H	2.01	0.57
1:A:60:PHE:CD2	2:O:758:LYS:HD2	2.38	0.57
1:B:373:TYR:CD2	2:Z:746:LYS:HB3	2.39	0.57
1:C:182:GLU:OE2	1:C:200:LYS:HD3	2.04	0.57
1:D:169:ARG:NH2	1:D:195:HIS:HD1	2.02	0.57
1:D:243:GLY:HA3	1:D:298:ARG:HH12	1.69	0.57
1:E:206:ARG:CG	1:E:206:ARG:NH1	2.65	0.57
1:G:159:LEU:HD12	1:M:32:ILE:HG23	1.86	0.57

Continued on next page...

Continued from previous page...

Atom-1	Atom-2	Interatomic distance (Å)	Clash overlap (Å)
1:G:182:GLU:HB3	1:G:200:LYS:CE	2.34	0.57
1:G:265:LEU:O	1:G:326:ARG:NH1	2.37	0.57
1:H:77:PHE:CD1	1:H:92:PHE:CZ	2.92	0.57
1:L:96:ILE:C	1:L:97:TYR:HD1	2.07	0.57
1:L:100:ASP:O	1:L:102:THR:N	2.37	0.57
1:M:60:PHE:HB3	2:T:758:LYS:CG	2.33	0.57
1:M:135:PHE:CE1	1:M:195:HIS:O	2.57	0.57
2:O:751:GLN:HA	2:O:754:HIS:HB2	1.85	0.57
1:B:27:ASP:OD1	1:B:31:THR:HB	2.04	0.57
1:B:311:TRP:HZ3	1:B:322:ILE:HG13	1.70	0.57
1:D:169:ARG:NE	1:F:36:GLU:OE2	2.34	0.57
1:E:162:THR:CG2	1:E:169:ARG:HH22	2.17	0.57
1:F:136:PHE:HA	1:F:193:GLY:O	2.04	0.57
1:F:184:GLU:O	1:F:185:ALA:HB2	2.03	0.57
1:J:289:THR:O	1:J:290:ASN:ND2	2.36	0.57
1:J:415:GLU:HG2	1:J:416:HIS:ND1	2.20	0.57
1:K:97:TYR:CE2	1:K:103:PRO:CB	2.84	0.57
1:K:273:HIS:C	1:K:357:GLY:O	2.43	0.57
1:M:191:ALA:HB3	1:M:194:GLN:OE1	2.04	0.57
2:Y:747:MET:O	2:Y:751:GLN:N	2.29	0.57
1:A:150:LEU:CD1	1:A:192:PRO:HB2	2.35	0.57
1:B:20:TYR:CD2	1:E:170:ARG:HD3	2.39	0.57
1:B:119:MET:HE1	1:B:127:PHE:N	2.19	0.57
1:B:156:TYR:CD2	1:N:56:SER:HB3	2.39	0.57
1:C:106:GLY:O	1:C:413:LEU:HD21	2.05	0.57
1:D:346:ALA:O	1:D:349:VAL:HG23	2.05	0.57
1:D:406:VAL:HA	1:D:414:PHE:CD1	2.39	0.57
1:G:264:ASP:O	1:G:265:LEU:HB2	2.03	0.57
1:H:95:ASP:OD1	1:H:109:ARG:NH2	2.37	0.57
1:H:406:VAL:HG22	1:H:414:PHE:CZ	2.39	0.57
1:I:182:GLU:CD	1:I:200:LYS:HD2	2.25	0.57
1:K:159:LEU:HG	1:L:32:ILE:CD1	2.35	0.57
1:L:127:PHE:CZ	1:L:248:LEU:HD22	2.40	0.57
1:N:119:MET:HG2	1:N:124:PHE:HB2	1.86	0.57
1:N:334:VAL:O	1:N:334:VAL:HG12	2.02	0.57
1:C:231:PHE:HB3	1:C:339:PRO:HB2	1.85	0.57
1:C:380:ARG:NH1	1:C:387:ASP:OD2	2.38	0.57
1:D:7:GLU:H	1:D:7:GLU:CD	2.08	0.57
1:D:109:ARG:CG	1:D:344:TYR:CE2	2.87	0.57
1:E:5:THR:H	1:E:8:ASP:HB2	1.69	0.57
1:E:250:LEU:HD12	1:E:274:PHE:CE1	2.39	0.57

Continued on next page...

Continued from previous page...

Atom-1	Atom-2	Interatomic distance (Å)	Clash overlap (Å)
1:G:182:GLU:HB3	1:G:200:LYS:HE2	1.87	0.57
1:I:35:VAL:HG11	1:I:70:LEU:HD21	1.86	0.57
1:K:311:TRP:CZ2	1:K:367:PRO:HD3	2.39	0.57
1:L:136:PHE:CD1	1:L:235:PRO:HG3	2.39	0.57
1:L:138:PHE:CE2	1:L:150:LEU:HD23	2.39	0.57
1:M:243:GLY:CA	1:M:298:ARG:HH12	2.18	0.57
1:N:376:SER:O	1:N:380:ARG:HB3	2.05	0.57
2:O:751:GLN:HB3	2:O:755:PHE:CE1	2.40	0.57
1:A:48:ASN:OD1	1:A:72:PRO:HD2	2.05	0.57
1:A:131:PRO:HG2	1:A:211:ILE:HD11	1.87	0.57
1:D:169:ARG:CD	1:D:186:SER:HB2	2.34	0.57
1:F:63:ILE:HG13	2:X:747:MET:CE	2.34	0.57
1:H:184:GLU:O	1:H:185:ALA:HB2	2.04	0.57
1:J:243:GLY:CA	1:J:298:ARG:NH1	2.67	0.57
1:K:16:GLU:O	1:K:17:ASN:HB3	2.05	0.57
1:K:111:ASN:O	1:K:114:ARG:HG2	2.05	0.57
1:K:164:LEU:O	1:K:168:CYS:CB	2.53	0.57
1:K:169:ARG:HE	1:K:195:HIS:CD2	2.18	0.57
1:L:391:THR:C	1:L:393:ALA:N	2.51	0.57
1:M:97:TYR:CZ	1:M:103:PRO:HB3	2.40	0.57
1:N:237:PHE:C	1:N:239:VAL:H	2.07	0.57
1:A:28:ILE:HG22	1:A:29:LEU:HG	1.87	0.57
1:A:162:THR:C	1:A:164:LEU:H	2.08	0.57
1:B:124:PHE:N	1:B:124:PHE:CD1	2.71	0.57
1:C:63:ILE:HG22	1:C:63:ILE:O	2.03	0.57
1:C:372:ILE:HG21	1:C:385:ILE:HG21	1.87	0.57
1:D:23:LEU:CD1	1:D:70:LEU:HD23	2.35	0.57
1:E:27:ASP:OD2	1:E:29:LEU:N	2.37	0.57
1:E:430:THR:HG22	1:F:300:VAL:HG11	1.87	0.57
1:F:376:SER:C	1:F:380:ARG:NH2	2.58	0.57
1:G:151:ASN:OD1	1:G:164:LEU:HB2	2.04	0.57
1:J:315:ASN:HD21	1:J:370:ARG:NH1	2.03	0.57
1:K:188:HIS:HD1	1:K:189:GLU:N	2.03	0.57
1:K:216:LEU:CD2	1:N:159:LEU:HD13	2.35	0.57
1:K:281:HIS:NE2	1:K:404:VAL:HG11	2.20	0.57
1:M:425:TRP:HE1	1:M:429:ARG:HD3	1.69	0.57
1:N:392:LEU:HG	1:N:392:LEU:O	2.04	0.57
1:B:172:ILE:O	1:B:176:LEU:HG	2.05	0.57
1:B:369:ASP:O	1:B:371:ASN:N	2.37	0.57
1:C:131:PRO:HG2	1:C:199:PHE:HD1	1.69	0.57
1:E:275:ILE:O	1:E:279:VAL:HG23	2.05	0.57

Continued on next page...

Continued from previous page...

Atom-1	Atom-2	Interatomic distance (Å)	Clash overlap (Å)
1:E:441:MET:CE	1:F:230:THR:HG21	2.35	0.57
1:G:268:SER:O	1:G:271:ALA:HB3	2.05	0.57
1:G:321:ARG:HB3	1:G:333:GLU:HB3	1.85	0.57
1:H:302:GLY:HA2	2:Y:750:GLY:CA	2.34	0.57
1:I:91:ARG:HD2	1:I:92:PHE:N	2.19	0.57
1:K:34:ASN:C	1:K:34:ASN:HD22	2.08	0.57
1:N:25:PHE:C	1:N:25:PHE:CD1	2.78	0.57
1:F:191:ALA:HB1	1:F:192:PRO:HD2	1.87	0.57
1:G:380:ARG:HH22	2:T:746:LYS:NZ	2.03	0.57
1:H:338:ASP:HB2	1:H:339:PRO:HD2	1.87	0.57
1:H:418:ILE:O	1:H:422:GLU:OE1	2.22	0.57
1:L:321:ARG:O	1:L:323:PRO:HD3	2.05	0.57
1:L:375:MET:HB2	1:L:380:ARG:CB	2.34	0.57
1:A:112:LEU:HD22	1:A:116:LEU:HD11	1.87	0.57
1:B:185:ALA:HA	1:N:36:GLU:O	2.05	0.57
1:B:331:ARG:O	1:B:331:ARG:HG2	2.04	0.57
1:C:34:ASN:OD1	1:I:159:LEU:CD2	2.52	0.57
1:E:377:LYS:HA	1:E:380:ARG:CZ	2.35	0.57
1:F:16:GLU:O	1:F:16:GLU:HG3	2.05	0.57
1:F:212:GLN:OE1	1:F:212:GLN:HA	2.04	0.57
1:K:27:ASP:C	1:K:27:ASP:OD2	2.42	0.57
1:L:42:LEU:O	1:L:45:ALA:HB3	2.05	0.57
1:L:192:PRO:CD	2:S:757:TYR:HD2	2.17	0.57
1:L:306:PRO:HG2	1:L:336:SER:HB3	1.87	0.57
1:M:19:LYS:HA	1:M:39:VAL:CG1	2.35	0.57
2:Q:753:ALA:O	2:Q:757:TYR:CE1	2.58	0.57
2:S:753:ALA:O	2:S:757:TYR:HD1	1.87	0.57
2:2:753:ALA:O	2:2:757:TYR:CE1	2.58	0.57
1:B:344:TYR:H	1:B:344:TYR:HD1	1.53	0.56
1:D:64:GLU:O	1:D:65:GLU:C	2.43	0.56
1:D:223:ARG:HG3	1:D:223:ARG:NH1	2.20	0.56
1:D:296:TYR:HB3	1:D:390:ALA:O	2.04	0.56
1:F:85:GLU:N	1:F:85:GLU:OE1	2.38	0.56
1:F:109:ARG:HB2	1:F:344:TYR:CE2	2.40	0.56
1:H:265:LEU:O	1:H:326:ARG:NH1	2.37	0.56
1:I:166:GLU:CG	1:I:167:ASN:H	2.17	0.56
1:J:162:THR:HG22	1:J:163:ASP:N	2.20	0.56
1:K:6:ARG:NH2	1:K:46:LEU:HB2	2.20	0.56
1:L:37:ILE:HD13	1:L:41:GLN:CB	2.34	0.56
1:L:151:ASN:HD21	1:L:165:GLY:H	1.53	0.56
1:M:17:ASN:HD21	1:M:19:LYS:HE3	1.69	0.56

Continued on next page...

Continued from previous page...

Atom-1	Atom-2	Interatomic distance (Å)	Clash overlap (Å)
2:X:748:LEU:O	2:X:748:LEU:HD22	2.05	0.56
1:A:163:ASP:CB	1:G:83:THR:CG2	2.77	0.56
1:C:243:GLY:HA3	1:C:298:ARG:HH12	1.67	0.56
1:D:91:ARG:NH2	1:D:213:THR:OG1	2.39	0.56
1:D:264:ASP:O	1:D:265:LEU:HB2	2.05	0.56
1:D:291:PRO:HB2	1:D:421:LYS:HE3	1.87	0.56
1:E:125:SER:HB3	1:E:253:ASN:H	1.70	0.56
1:E:303:TYR:CD1	2:W:753:ALA:HB2	2.40	0.56
1:F:141:ASP:OD2	1:F:141:ASP:N	2.38	0.56
1:I:91:ARG:HH11	1:I:91:ARG:HG3	1.70	0.56
1:I:255:VAL:HG12	1:I:256:ASN:H	1.70	0.56
1:K:27:ASP:OD2	1:K:29:LEU:N	2.38	0.56
1:K:273:HIS:CE1	1:K:361:LYS:HG3	2.40	0.56
1:L:124:PHE:HD2	1:L:252:LYS:HB3	1.70	0.56
1:N:319:LEU:CD2	1:N:320:ILE:HD13	2.34	0.56
2:Q:754:HIS:HA	2:Q:757:TYR:CE1	2.39	0.56
1:B:7:GLU:HA	1:B:10:GLU:OE2	2.05	0.56
1:B:139:LYS:HA	1:B:227:LEU:CD2	2.36	0.56
1:B:300:VAL:HG11	1:D:430:THR:HG21	1.88	0.56
1:D:114:ARG:CZ	1:D:115:ILE:HD11	2.35	0.56
1:D:184:GLU:O	1:D:185:ALA:HB2	2.05	0.56
1:D:350:LEU:O	1:D:351:LEU:C	2.43	0.56
1:D:383:ASN:C	1:D:385:ILE:H	2.08	0.56
1:E:35:VAL:HG11	1:E:70:LEU:HD21	1.87	0.56
1:E:221:ILE:HD12	1:E:224:LYS:NZ	2.20	0.56
1:E:359:LYS:NZ	1:E:359:LYS:CB	2.68	0.56
1:F:28:ILE:HD13	1:F:345:LEU:HD11	1.87	0.56
1:F:46:LEU:C	1:F:48:ASN:H	2.06	0.56
1:F:304:GLU:OE2	3:F:501:GLN:OE1	2.24	0.56
1:G:25:PHE:O	1:G:32:ILE:CD1	2.51	0.56
1:G:83:THR:HG21	1:G:89:VAL:CB	2.30	0.56
1:H:215:LYS:O	1:H:219:LYS:HG3	2.05	0.56
1:H:308:TYR:CE2	1:H:380:ARG:CZ	2.88	0.56
1:H:405:MET:O	1:H:406:VAL:C	2.44	0.56
1:I:283:THR:HG22	1:I:388:LEU:HD23	1.86	0.56
1:J:37:ILE:HG13	1:J:38:PRO:N	2.17	0.56
1:J:307:CYS:O	1:J:388:LEU:HB2	2.05	0.56
1:K:137:LEU:HD23	1:K:228:HIS:O	2.06	0.56
1:K:170:ARG:NH2	1:L:22:ARG:HH22	2.03	0.56
1:K:338:ASP:HB2	1:K:339:PRO:HD2	1.87	0.56
1:L:161:PRO:HG2	1:L:169:ARG:HH22	1.70	0.56

Continued on next page...

Continued from previous page...

Atom-1	Atom-2	Interatomic distance (Å)	Clash overlap (Å)
1:L:271:ALA:C	1:L:273:HIS:H	2.07	0.56
1:M:67:ASP:O	1:M:68:MET:HE3	2.05	0.56
1:N:161:PRO:O	1:N:162:THR:O	2.23	0.56
1:N:208:CYS:HA	1:N:211:ILE:HB	1.86	0.56
1:N:316:ARG:CG	1:N:373:TYR:CE1	2.88	0.56
1:N:406:VAL:HA	1:N:414:PHE:HD1	1.70	0.56
1:A:274:PHE:O	1:A:278:ILE:HG13	2.06	0.56
1:A:436:GLU:O	1:C:232:MET:HE1	2.05	0.56
1:C:168:CYS:O	1:C:172:ILE:HG13	2.05	0.56
1:D:262:ASN:O	1:D:263:ALA:HB2	2.06	0.56
1:E:28:ILE:HB	1:E:57:ILE:O	2.06	0.56
1:E:55:SER:O	1:E:62:ARG:HG2	2.05	0.56
1:E:86:LYS:HD3	1:E:86:LYS:H	1.69	0.56
1:E:129:LEU:O	1:E:131:PRO:HD3	2.05	0.56
1:F:27:ASP:OD2	1:F:29:LEU:N	2.39	0.56
1:F:244:MET:CB	1:F:339:PRO:HD3	2.34	0.56
1:G:259:PHE:CE2	1:G:261:GLU:HG3	2.40	0.56
1:G:357:GLY:CA	1:G:362:LEU:HD22	2.26	0.56
1:G:386:VAL:HG12	1:G:387:ASP:O	2.06	0.56
1:H:114:ARG:NH1	1:H:115:ILE:CD1	2.68	0.56
1:H:437:ARG:O	1:H:441:MET:HB2	2.06	0.56
1:I:161:PRO:O	1:I:162:THR:HG23	2.06	0.56
1:K:109:ARG:HA	1:K:344:TYR:CD2	2.40	0.56
1:K:132:GLU:HB2	1:K:245:HIS:HB2	1.88	0.56
1:L:282:ALA:O	1:L:286:THR:OG1	2.23	0.56
1:M:202:ALA:HB3	1:M:207:SER:CB	2.36	0.56
1:N:313:ALA:O	1:N:314:GLN:CB	2.53	0.56
1:B:23:LEU:HD13	1:B:70:LEU:HD23	1.87	0.56
1:B:160:ALA:O	1:B:161:PRO:O	2.24	0.56
1:B:285:PHE:CE1	1:B:350:LEU:CD2	2.88	0.56
1:C:68:MET:HG2	1:C:96:ILE:HG22	1.87	0.56
1:D:166:GLU:O	1:D:167:ASN:C	2.44	0.56
1:D:325:SER:OG	1:D:329:SER:HB3	2.05	0.56
1:D:371:ASN:C	1:D:371:ASN:OD1	2.44	0.56
1:D:371:ASN:OD1	1:D:374:VAL:HG22	2.05	0.56
1:E:82:TRP:CH2	1:E:220:THR:HG21	2.41	0.56
1:E:91:ARG:HD2	1:E:92:PHE:N	2.21	0.56
1:F:362:LEU:CD1	1:F:362:LEU:N	2.69	0.56
1:G:372:ILE:CD1	1:G:372:ILE:N	2.53	0.56
1:I:78:VAL:HG11	1:I:179:MET:HE3	1.87	0.56
1:K:107:ASP:HB3	1:K:110:ASN:OD1	2.06	0.56

Continued on next page...

Continued from previous page...

Atom-1	Atom-2	Interatomic distance (Å)	Clash overlap (Å)
1:K:221:ILE:HD13	1:K:221:ILE:H	1.69	0.56
1:K:289:THR:C	1:K:291:PRO:HD3	2.25	0.56
1:L:372:ILE:HD13	1:L:372:ILE:N	2.12	0.56
1:N:91:ARG:CD	1:N:92:PHE:N	2.68	0.56
2:R:759:ASN:O	2:R:760:ARG:HG3	2.05	0.56
2:Z:752:ASN:HA	2:Z:755:PHE:CD2	2.41	0.56
1:C:56:SER:HB3	1:I:156:TYR:HE2	1.69	0.56
1:D:129:LEU:HD21	1:D:246:CYS:SG	2.45	0.56
1:E:124:PHE:CD2	1:E:252:LYS:HB2	2.39	0.56
1:F:11:LYS:HE3	1:F:15:GLU:OE1	2.06	0.56
1:G:129:LEU:O	1:G:131:PRO:HD3	2.06	0.56
1:G:129:LEU:HB3	1:G:207:SER:OG	2.05	0.56
1:I:231:PHE:O	1:I:339:PRO:HG2	2.05	0.56
1:J:181:PHE:HB3	1:J:183:ILE:CD1	2.35	0.56
1:J:431:GLN:HG3	1:K:435:TRP:NE1	2.21	0.56
1:K:52:PHE:CD2	1:K:52:PHE:C	2.79	0.56
1:K:119:MET:HE1	1:K:127:PHE:HB2	1.86	0.56
1:L:6:ARG:CZ	1:L:46:LEU:HB2	2.35	0.56
1:L:113:LYS:HA	1:L:116:LEU:HB2	1.88	0.56
1:L:152:ASP:OD2	1:L:154:GLY:N	2.38	0.56
1:L:374:VAL:HG23	1:L:375:MET:N	2.20	0.56
1:M:63:ILE:HD12	2:T:747:MET:CE	2.35	0.56
2:O:750:GLY:O	2:O:754:HIS:HB2	2.06	0.56
1:B:400:LYS:HA	1:B:414:PHE:CZ	2.41	0.56
1:C:51:MET:CE	1:I:325:SER:OG	2.54	0.56
1:C:316:ARG:CG	2:R:747:MET:HG2	2.36	0.56
1:E:58:GLU:O	1:E:61:VAL:CG2	2.53	0.56
1:E:221:ILE:HD12	1:E:224:LYS:HZ1	1.71	0.56
1:F:24:GLN:HB2	1:F:92:PHE:O	2.06	0.56
1:F:25:PHE:CD1	1:F:57:ILE:HD11	2.40	0.56
1:F:380:ARG:HA	1:F:383:ASN:HD22	1.69	0.56
1:G:78:VAL:HG23	1:G:91:ARG:NH1	2.20	0.56
1:G:106:GLY:HA2	1:G:413:LEU:HD11	1.88	0.56
1:G:169:ARG:NH2	1:G:188:HIS:HB2	2.21	0.56
1:G:303:TYR:CD1	2:T:753:ALA:HB1	2.41	0.56
1:G:317:SER:HB2	1:G:373:TYR:HE1	1.70	0.56
1:I:303:TYR:O	1:I:304:GLU:HB2	2.05	0.56
1:J:234:LYS:HG3	1:J:234:LYS:O	2.05	0.56
1:K:34:ASN:ND2	1:K:34:ASN:O	2.39	0.56
1:L:21:ILE:HD13	1:L:39:VAL:HA	1.88	0.56
1:A:140:LEU:HD12	1:A:227:LEU:N	2.20	0.56

Continued on next page...

Continued from previous page...

Atom-1	Atom-2	Interatomic distance (Å)	Clash overlap (Å)
1:C:122:LEU:HD11	1:C:359:LYS:NZ	2.20	0.56
1:D:54:GLY:HA3	1:D:68:MET:CE	2.35	0.56
1:D:129:LEU:HD12	1:D:347:LEU:CD2	2.36	0.56
1:E:285:PHE:CD1	1:E:285:PHE:C	2.79	0.56
1:F:9:ILE:CD1	1:F:74:LEU:HD12	2.36	0.56
1:F:93:ILE:CG2	1:F:109:ARG:NH2	2.69	0.56
1:F:234:LYS:CE	1:F:239:VAL:O	2.54	0.56
1:F:321:ARG:O	1:F:333:GLU:HB3	2.04	0.56
1:F:371:ASN:O	1:F:374:VAL:HG22	2.06	0.56
1:G:60:PHE:HD1	2:P:755:PHE:CE2	2.23	0.56
1:M:281:HIS:ND1	1:M:404:VAL:HG11	2.21	0.56
2:O:751:GLN:HA	2:O:754:HIS:CB	2.36	0.56
2:O:751:GLN:O	2:O:755:PHE:CD1	2.59	0.56
1:A:208:CYS:O	1:A:212:GLN:HG2	2.05	0.56
1:B:317:SER:HB3	1:B:373:TYR:CZ	2.39	0.56
1:C:56:SER:HB3	1:I:156:TYR:CD2	2.40	0.56
1:C:427:MET:SD	2:Q:759:ASN:CG	2.83	0.56
1:D:312:SER:HB3	1:D:314:GLN:O	2.06	0.56
1:D:397:GLU:CD	1:D:400:LYS:HE3	2.27	0.56
1:E:48:ASN:OD1	1:E:71:TYR:HA	2.05	0.56
1:E:308:TYR:HD1	1:E:372:ILE:CG1	2.19	0.56
1:E:415:GLU:O	1:E:419:GLU:HB2	2.06	0.56
1:H:52:PHE:CZ	1:H:96:ILE:HD12	2.41	0.56
1:I:3:LYS:N	1:I:75:ASN:OD1	2.38	0.56
1:I:403:GLU:O	1:I:406:VAL:HB	2.06	0.56
1:K:275:ILE:N	1:K:275:ILE:CD1	2.68	0.56
1:L:308:TYR:O	1:L:319:LEU:HB2	2.05	0.56
1:M:24:GLN:OE1	1:M:32:ILE:HD11	2.06	0.56
2:Z:748:LEU:O	2:Z:748:LEU:HD13	2.06	0.56
2:1:751:GLN:CA	2:1:754:HIS:HB2	2.35	0.56
1:A:27:ASP:HA	1:A:57:ILE:HG23	1.87	0.56
1:A:273:HIS:O	1:A:357:GLY:HA3	2.06	0.56
1:B:51:MET:CE	1:E:325:SER:OG	2.54	0.56
1:B:192:PRO:CD	2:Z:757:TYR:HD2	2.19	0.56
1:B:265:LEU:O	1:B:326:ARG:NH1	2.39	0.56
1:D:22:ARG:NH1	1:H:166:GLU:OE2	2.39	0.56
1:D:134:GLU:OE2	3:D:501:GLN:NE2	2.38	0.56
1:D:404:VAL:O	1:D:408:ALA:CB	2.46	0.56
1:E:51:MET:HE3	1:E:67:ASP:OD1	2.05	0.56
1:E:91:ARG:HH21	1:E:93:ILE:HD11	1.71	0.56
1:E:211:ILE:CG2	1:E:343:PRO:HG3	2.34	0.56

Continued on next page...

Continued from previous page...

Atom-1	Atom-2	Interatomic distance (Å)	Clash overlap (Å)
1:G:314:GLN:OE1	1:M:64:GLU:HB2	2.06	0.56
1:I:406:VAL:HG22	1:I:414:PHE:CE1	2.41	0.56
1:J:97:TYR:O	1:J:98:ASN:O	2.24	0.56
1:K:278:ILE:O	1:K:282:ALA:HB2	2.06	0.56
1:K:392:LEU:HD12	1:K:392:LEU:O	2.05	0.56
1:M:7:GLU:HG2	1:M:8:ASP:N	2.21	0.56
1:N:200:LYS:CG	1:N:201:TYR:HB2	2.36	0.56
1:N:414:PHE:CE2	1:N:418:ILE:HG13	2.41	0.56
2:T:750:GLY:C	2:T:753:ALA:H	2.09	0.56
1:A:160:ALA:CB	1:A:169:ARG:NH2	2.65	0.55
1:A:315:ASN:O	1:A:318:PRO:HD3	2.06	0.55
1:B:403:GLU:O	1:B:407:LYS:HG2	2.06	0.55
1:C:403:GLU:O	1:C:403:GLU:CD	2.45	0.55
1:D:315:ASN:ND2	1:D:316:ARG:HE	2.05	0.55
1:E:293:VAL:CG1	1:E:428:PHE:CE2	2.89	0.55
1:G:276:ALA:HB2	1:G:364:ALA:CA	2.36	0.55
1:I:214:PHE:O	1:I:218:VAL:HG23	2.06	0.55
1:I:255:VAL:HG12	1:I:256:ASN:N	2.22	0.55
1:J:391:THR:OG1	1:J:393:ALA:HB3	2.06	0.55
1:L:96:ILE:HG21	1:L:104:PHE:CD2	2.41	0.55
1:L:167:ASN:O	1:L:170:ARG:HB2	2.07	0.55
1:L:349:VAL:HB	1:L:405:MET:SD	2.46	0.55
1:M:237:PHE:CD1	1:M:238:GLY:N	2.74	0.55
1:N:414:PHE:C	1:N:414:PHE:CD2	2.78	0.55
2:O:748:LEU:O	2:O:748:LEU:HD13	2.07	0.55
2:P:754:HIS:HA	2:P:757:TYR:CD1	2.41	0.55
1:D:379:GLU:O	1:D:382:GLU:HB2	2.04	0.55
1:F:119:MET:HE2	1:F:124:PHE:HB2	1.88	0.55
1:F:316:ARG:HG2	1:F:373:TYR:CD1	2.41	0.55
1:G:96:ILE:O	1:G:104:PHE:CB	2.53	0.55
1:G:285:PHE:HB2	1:G:349:VAL:HG21	1.88	0.55
1:H:4:TYR:HB3	1:H:9:ILE:HD11	1.87	0.55
1:H:406:VAL:HG22	1:H:414:PHE:CE1	2.41	0.55
1:J:156:TYR:CZ	1:J:157:PHE:HE1	2.25	0.55
1:K:139:LYS:HE3	1:K:151:ASN:HA	1.87	0.55
1:K:368:ILE:CD1	1:K:385:ILE:HD13	2.36	0.55
1:L:155:GLY:HA2	1:L:189:GLU:O	2.07	0.55
1:L:402:ASN:OD1	1:L:405:MET:N	2.39	0.55
1:L:436:GLU:OE2	1:M:297:LYS:NZ	2.39	0.55
1:M:290:ASN:HD22	1:M:299:LEU:HD21	1.71	0.55
1:N:27:ASP:OD1	1:N:33:LYS:HE3	2.06	0.55

Continued on next page...

Continued from previous page...

Atom-1	Atom-2	Interatomic distance (Å)	Clash overlap (Å)
1:N:162:THR:HG21	1:N:164:LEU:HD13	1.87	0.55
2:Q:751:GLN:O	2:Q:755:PHE:HD1	1.88	0.55
2:V:752:ASN:HA	2:V:755:PHE:CE2	2.41	0.55
1:A:23:LEU:HD13	1:A:70:LEU:HD23	1.88	0.55
1:A:206:ARG:CG	1:A:206:ARG:NH1	2.66	0.55
1:B:189:GLU:OE2	3:B:501:GLN:HB2	2.07	0.55
1:C:266:GLN:HB3	1:C:326:ARG:HD2	1.87	0.55
1:C:321:ARG:HB2	1:C:335:ARG:HD2	1.87	0.55
1:D:22:ARG:HH22	1:H:170:ARG:HH22	1.51	0.55
1:E:95:ASP:HB3	1:E:97:TYR:CE1	2.40	0.55
1:E:189:GLU:CB	1:E:194:GLN:HG2	2.35	0.55
1:E:214:PHE:CE2	1:E:218:VAL:HG21	2.41	0.55
1:F:302:GLY:C	2:O:750:GLY:HA3	2.26	0.55
1:H:360:ASN:O	1:H:361:LYS:C	2.44	0.55
1:I:51:MET:HE3	1:I:67:ASP:OD1	2.06	0.55
1:I:171:ASP:OD1	1:I:221:ILE:CG2	2.55	0.55
1:I:326:ARG:CD	1:I:330:THR:HG23	2.37	0.55
1:J:84:ALA:HB2	1:J:88:LYS:HZ1	1.70	0.55
1:J:126:ASP:OD2	1:J:126:ASP:N	2.39	0.55
1:J:371:ASN:O	1:J:375:MET:HG3	2.06	0.55
1:L:25:PHE:N	1:L:25:PHE:CD2	2.72	0.55
1:M:61:VAL:HB	1:M:419:GLU:OE1	2.06	0.55
1:M:163:ASP:O	1:M:167:ASN:N	2.40	0.55
1:N:22:ARG:HB3	1:N:34:ASN:OD1	2.06	0.55
1:A:96:ILE:O	1:A:97:TYR:CD1	2.59	0.55
1:B:171:ASP:OD2	1:B:225:HIS:HE1	1.89	0.55
1:B:232:MET:HG3	1:B:233:PRO:HD2	1.87	0.55
1:B:418:ILE:O	1:B:422:GLU:HG3	2.06	0.55
1:D:98:ASN:HB2	1:D:102:THR:O	2.06	0.55
1:D:281:HIS:ND1	1:D:353:ALA:CB	2.70	0.55
1:E:221:ILE:CD1	1:E:224:LYS:HD3	2.35	0.55
1:E:286:THR:HA	1:E:289:THR:OG1	2.07	0.55
1:F:67:ASP:O	1:F:68:MET:HG2	2.07	0.55
1:F:128:ASN:OD1	1:F:128:ASN:N	2.38	0.55
1:H:363:GLU:N	1:H:363:GLU:OE2	2.40	0.55
1:I:9:ILE:CG1	1:I:74:LEU:HD12	2.35	0.55
1:I:53:ASP:CG	1:I:55:SER:HG	2.09	0.55
1:I:82:TRP:HE1	1:I:221:ILE:HD11	1.71	0.55
1:I:135:PHE:HB3	1:I:231:PHE:CD1	2.40	0.55
1:I:404:VAL:O	1:I:407:LYS:CB	2.48	0.55
1:J:435:TRP:O	1:J:439:GLN:HG2	2.06	0.55

Continued on next page...

Continued from previous page...

Atom-1	Atom-2	Interatomic distance (Å)	Clash overlap (Å)
1:L:383:ASN:N	1:L:383:ASN:ND2	2.55	0.55
1:N:97:TYR:CG	1:N:103:PRO:HA	2.42	0.55
1:N:105:GLU:OE1	1:N:412:HIS:CB	2.55	0.55
1:N:302:GLY:HA2	2:V:746:LYS:O	2.05	0.55
1:B:3:LYS:CB	1:B:75:ASN:OD1	2.54	0.55
1:E:323:PRO:HB2	1:E:331:ARG:HD3	1.89	0.55
1:H:57:ILE:O	1:H:57:ILE:CG2	2.54	0.55
1:H:182:GLU:O	1:H:199:PHE:CB	2.53	0.55
1:J:67:ASP:O	1:J:68:MET:HG3	2.06	0.55
1:J:134:GLU:O	1:J:242:SER:HB3	2.05	0.55
1:K:97:TYR:CD2	1:K:103:PRO:CA	2.85	0.55
1:K:157:PHE:O	1:K:158:ASP:C	2.45	0.55
1:K:169:ARG:NE	1:K:195:HIS:HD2	2.03	0.55
1:K:201:TYR:HD2	1:K:201:TYR:C	2.10	0.55
1:N:316:ARG:HG3	1:N:373:TYR:CE1	2.41	0.55
2:T:746:LYS:O	2:T:749:GLU:HB2	2.06	0.55
1:A:27:ASP:OD1	1:A:31:THR:OG1	2.22	0.55
1:A:234:LYS:HB2	1:A:298:ARG:HB2	1.89	0.55
1:B:63:ILE:HD12	2:W:751:GLN:HE21	1.71	0.55
1:C:5:THR:CG2	1:C:8:ASP:OD1	2.55	0.55
1:D:55:SER:O	1:D:62:ARG:HG2	2.07	0.55
1:D:136:PHE:HE2	1:D:194:GLN:HB2	1.72	0.55
1:D:169:ARG:HG3	1:D:169:ARG:NH2	2.20	0.55
1:D:433:HIS:O	1:D:435:TRP:N	2.40	0.55
1:E:250:LEU:CD1	1:E:274:PHE:CE1	2.89	0.55
1:F:131:PRO:CG	1:F:211:ILE:HD11	2.37	0.55
1:F:150:LEU:HD13	1:F:192:PRO:O	2.07	0.55
1:F:170:ARG:HB3	1:F:174:LEU:HD22	1.89	0.55
1:H:250:LEU:HD12	1:H:274:PHE:CD1	2.42	0.55
1:H:404:VAL:HG13	1:H:405:MET:CE	2.36	0.55
1:I:132:GLU:OE2	1:I:245:HIS:ND1	2.35	0.55
1:J:277:GLY:HA3	1:J:353:ALA:O	2.06	0.55
1:K:84:ALA:HB2	1:K:88:LYS:HE3	1.88	0.55
1:K:275:ILE:O	1:K:279:VAL:HG23	2.07	0.55
1:K:373:TYR:CG	2:1:747:MET:HG3	2.41	0.55
1:L:61:VAL:CG1	1:L:420:ALA:HB2	2.32	0.55
1:M:290:ASN:O	1:M:296:TYR:CE1	2.57	0.55
1:M:392:LEU:HG	1:M:392:LEU:O	2.06	0.55
1:N:78:VAL:O	1:N:90:ALA:HA	2.07	0.55
1:N:288:VAL:O	1:N:291:PRO:HD3	2.07	0.55
2:V:752:ASN:ND2	2:V:755:PHE:HE2	2.02	0.55

Continued on next page...

Continued from previous page...

Atom-1	Atom-2	Interatomic distance (Å)	Clash overlap (Å)
2:Y:750:GLY:O	2:Y:754:HIS:HB2	2.07	0.55
2:Z:746:LYS:C	2:Z:748:LEU:N	2.53	0.55
1:C:22:ARG:HD3	1:C:34:ASN:OD1	2.06	0.55
1:C:167:ASN:CG	1:C:170:ARG:NH1	2.59	0.55
1:D:96:ILE:C	1:D:97:TYR:HD1	2.10	0.55
1:G:181:PHE:HB3	1:G:183:ILE:HG23	1.89	0.55
1:H:68:MET:HE2	1:H:99:PRO:HD3	1.89	0.55
1:J:373:TYR:CD2	2:2:746:LYS:O	2.60	0.55
1:K:11:LYS:O	1:K:15:GLU:HG3	2.06	0.55
1:K:299:LEU:HD13	1:K:306:PRO:O	2.06	0.55
1:K:380:ARG:HG3	1:K:385:ILE:HD12	1.89	0.55
1:K:427:MET:HG3	2:V:759:ASN:ND2	2.21	0.55
1:L:21:ILE:HD12	1:L:21:ILE:N	2.21	0.55
1:N:271:ALA:O	1:N:275:ILE:HG12	2.06	0.55
2:2:748:LEU:O	2:2:748:LEU:HD13	2.07	0.55
1:B:96:ILE:CG2	1:B:104:PHE:HB3	2.37	0.55
1:C:285:PHE:C	1:C:285:PHE:CD1	2.80	0.55
1:C:423:ILE:HG21	2:Q:755:PHE:CE2	2.42	0.55
1:D:172:ILE:HD12	1:D:172:ILE:N	2.22	0.55
1:E:119:MET:CE	1:E:126:ASP:O	2.53	0.55
1:E:308:TYR:CD2	1:E:387:ASP:HB3	2.42	0.55
1:H:309:VAL:HG23	1:H:386:VAL:O	2.07	0.55
1:I:273:HIS:HB3	1:I:358:ILE:HA	1.88	0.55
1:K:208:CYS:SG	1:K:347:LEU:CD1	2.95	0.55
1:K:214:PHE:CZ	1:K:218:VAL:HG21	2.41	0.55
1:K:370:ARG:NH1	1:K:372:ILE:CD1	2.70	0.55
1:M:280:LYS:HD3	1:M:281:HIS:NE2	2.22	0.55
1:M:345:LEU:HD21	1:M:413:LEU:HD11	1.88	0.55
1:N:233:PRO:HD2	1:N:294:ASN:ND2	2.21	0.55
1:N:260:ASP:HB2	1:N:268:SER:HA	1.89	0.55
1:N:319:LEU:HD23	1:N:319:LEU:C	2.27	0.55
1:A:360:ASN:O	1:A:362:LEU:CD1	2.55	0.55
1:C:93:ILE:HG22	1:C:94:CYS:N	2.22	0.55
1:D:160:ALA:CB	1:D:169:ARG:HH12	2.20	0.55
1:E:96:ILE:CG2	1:E:104:PHE:HB2	2.37	0.55
1:E:129:LEU:HD13	1:E:131:PRO:HG3	1.88	0.55
1:E:131:PRO:O	1:E:133:PRO:HD3	2.07	0.55
1:E:236:LEU:O	1:E:239:VAL:HG12	2.06	0.55
1:F:93:ILE:CG2	1:F:94:CYS:N	2.70	0.55
1:G:85:GLU:O	1:G:86:LYS:HB2	2.06	0.55
1:G:142:GLU:CD	1:G:142:GLU:N	2.60	0.55

Continued on next page...

Continued from previous page...

Atom-1	Atom-2	Interatomic distance (Å)	Clash overlap (Å)
1:G:214:PHE:CZ	1:G:218:VAL:HG21	2.42	0.55
1:H:55:SER:HB3	1:H:62:ARG:HH21	1.72	0.55
1:H:270:THR:CG2	1:H:358:ILE:HG21	2.36	0.55
1:J:71:TYR:N	1:J:71:TYR:HD1	2.04	0.55
1:J:112:LEU:HD22	1:J:116:LEU:HD12	1.89	0.55
1:J:292:THR:HG21	1:K:444:TYR:CE1	2.41	0.55
1:J:377:LYS:HA	1:J:380:ARG:CZ	2.35	0.55
1:L:63:ILE:HG22	1:L:64:GLU:HG2	1.88	0.55
1:M:169:ARG:HH21	1:M:195:HIS:CD2	2.25	0.55
1:M:203:GLY:O	1:M:206:ARG:N	2.40	0.55
1:M:286:THR:HG22	1:M:395:ALA:HB1	1.89	0.55
1:N:136:PHE:CE1	1:N:235:PRO:HG3	2.42	0.55
1:A:107:ASP:OD2	1:A:110:ASN:ND2	2.40	0.55
1:C:20:TYR:C	1:C:21:ILE:HD12	2.27	0.55
1:C:333:GLU:OE2	1:C:335:ARG:HD2	2.06	0.55
1:D:28:ILE:HD11	1:D:417:PHE:CD1	2.42	0.55
1:D:316:ARG:CZ	1:D:372:ILE:HD11	2.37	0.55
1:E:59:GLY:O	1:E:62:ARG:HG3	2.07	0.55
1:E:316:ARG:NH1	1:E:372:ILE:H	2.05	0.55
1:I:11:LYS:O	1:I:12:LEU:C	2.44	0.55
1:I:265:LEU:N	1:I:265:LEU:HD12	2.21	0.55
1:I:282:ALA:HA	1:I:285:PHE:CE2	2.42	0.55
1:K:243:GLY:HA3	1:K:298:ARG:HH12	1.70	0.55
1:K:262:ASN:ND2	1:K:262:ASN:H	2.04	0.55
1:M:98:ASN:O	1:M:100:ASP:N	2.40	0.55
1:M:319:LEU:HB3	1:M:320:ILE:HD12	1.88	0.55
1:N:98:ASN:CB	1:N:102:THR:HB	2.20	0.55
1:N:171:ASP:CB	1:N:225:HIS:HE1	2.19	0.55
1:N:349:VAL:HG23	1:N:350:LEU:N	2.22	0.55
1:A:111:ASN:OD1	1:A:114:ARG:NH1	2.39	0.54
1:A:318:PRO:O	1:A:335:ARG:HD3	2.07	0.54
1:B:77:PHE:HE1	1:B:90:ALA:HB1	1.72	0.54
1:C:83:THR:O	1:C:84:ALA:HB2	2.07	0.54
1:D:170:ARG:O	1:D:172:ILE:N	2.40	0.54
1:E:380:ARG:HB3	1:E:380:ARG:HH11	1.72	0.54
1:F:169:ARG:NE	1:F:187:HIS:O	2.39	0.54
1:G:159:LEU:HD12	1:M:32:ILE:CG2	2.38	0.54
1:H:60:PHE:HB3	2:2:758:LYS:CB	2.37	0.54
1:H:290:ASN:OD1	1:H:336:SER:O	2.25	0.54
1:K:156:TYR:O	1:K:157:PHE:HB2	2.06	0.54
1:K:238:GLY:O	1:K:239:VAL:CG2	2.55	0.54

Continued on next page...

Continued from previous page...

Atom-1	Atom-2	Interatomic distance (Å)	Clash overlap (Å)
1:K:389:PRO:HB2	1:K:395:ALA:HB2	1.89	0.54
1:L:175:GLU:HG3	1:L:221:ILE:HD11	1.89	0.54
1:M:129:LEU:HG	1:M:347:LEU:HD21	1.89	0.54
1:M:157:PHE:N	1:M:157:PHE:CD1	2.74	0.54
1:N:129:LEU:HD13	1:N:131:PRO:HG3	1.88	0.54
1:N:169:ARG:CD	1:N:195:HIS:ND1	2.70	0.54
2:Z:748:LEU:O	2:Z:752:ASN:N	2.40	0.54
1:A:240:ASN:ND2	3:A:501:GLN:HA	2.22	0.54
1:B:160:ALA:O	1:B:166:GLU:CG	2.50	0.54
1:C:86:LYS:O	1:C:86:LYS:HG3	2.07	0.54
1:C:350:LEU:O	1:C:351:LEU:C	2.45	0.54
1:E:166:GLU:C	1:E:168:CYS:N	2.58	0.54
1:E:171:ASP:O	1:E:175:GLU:CG	2.55	0.54
1:F:3:LYS:CB	1:F:75:ASN:OD1	2.55	0.54
1:F:281:HIS:CE1	1:F:404:VAL:HG11	2.41	0.54
1:F:293:VAL:HG11	1:F:428:PHE:CD2	2.42	0.54
1:H:203:GLY:O	1:H:204:ALA:C	2.46	0.54
1:I:28:ILE:HD13	1:I:345:LEU:HD11	1.89	0.54
1:J:243:GLY:HA2	1:J:298:ARG:HH12	1.73	0.54
1:L:26:THR:CG2	1:L:212:GLN:HE21	2.21	0.54
1:M:72:PRO:O	1:M:74:LEU:HD22	2.06	0.54
1:M:131:PRO:HG2	1:M:199:PHE:HE1	1.71	0.54
1:N:91:ARG:NH2	1:N:213:THR:OG1	2.39	0.54
2:2:753:ALA:O	2:2:757:TYR:CD1	2.59	0.54
1:A:20:TYR:OH	1:A:36:GLU:OE2	2.17	0.54
1:C:64:GLU:O	1:C:65:GLU:C	2.43	0.54
1:C:77:PHE:CZ	1:C:79:ILE:HD11	2.42	0.54
1:C:78:VAL:CG2	1:C:91:ARG:NH1	2.70	0.54
1:C:97:TYR:CE1	1:C:103:PRO:HB3	2.43	0.54
1:D:194:GLN:NE2	1:D:241:GLY:O	2.40	0.54
1:E:115:ILE:HG22	1:E:115:ILE:O	2.07	0.54
1:F:52:PHE:CE2	1:F:54:GLY:HA2	2.41	0.54
1:F:169:ARG:CZ	1:F:187:HIS:O	2.56	0.54
1:F:423:ILE:HA	1:F:426:ASP:HB3	1.88	0.54
1:G:135:PHE:HB3	1:G:231:PHE:CE1	2.42	0.54
1:H:53:ASP:OD2	1:H:55:SER:CB	2.55	0.54
1:H:432:VAL:HG11	1:N:235:PRO:O	2.07	0.54
1:I:405:MET:C	1:I:407:LYS:N	2.58	0.54
1:K:208:CYS:CA	1:K:211:ILE:HD12	2.34	0.54
1:K:302:GLY:HA3	2:1:750:GLY:HA3	1.88	0.54
1:L:188:HIS:ND1	1:L:189:GLU:N	2.51	0.54

Continued on next page...

Continued from previous page...

Atom-1	Atom-2	Interatomic distance (Å)	Clash overlap (Å)
1:M:140:LEU:O	1:M:147:THR:CG2	2.55	0.54
1:M:293:VAL:HG11	1:M:428:PHE:CD2	2.41	0.54
1:N:25:PHE:CE1	1:N:33:LYS:HB2	2.42	0.54
2:Z:747:MET:O	2:Z:751:GLN:HG3	2.08	0.54
2:1:755:PHE:O	2:1:759:ASN:ND2	2.41	0.54
1:A:142:GLU:C	1:A:144:GLY:H	2.10	0.54
1:B:163:ASP:O	1:B:167:ASN:CB	2.56	0.54
1:D:24:GLN:HA	1:D:34:ASN:HB3	1.90	0.54
1:E:96:ILE:O	1:E:97:TYR:HD1	1.90	0.54
1:F:91:ARG:HD2	1:F:91:ARG:C	2.27	0.54
1:F:182:GLU:CB	1:F:200:LYS:HD2	2.32	0.54
1:F:399:PHE:CZ	1:F:409:LEU:CD1	2.85	0.54
1:G:109:ARG:NH2	1:G:113:LYS:CE	2.71	0.54
1:G:211:ILE:O	1:G:214:PHE:HB3	2.07	0.54
1:H:127:PHE:CD2	1:H:351:LEU:HD13	2.41	0.54
1:H:271:ALA:O	1:H:274:PHE:N	2.40	0.54
1:I:278:ILE:HG22	1:I:278:ILE:O	2.06	0.54
1:J:258:PHE:HA	1:J:271:ALA:HB2	1.89	0.54
1:K:6:ARG:CZ	1:K:46:LEU:CB	2.85	0.54
1:K:431:GLN:HB3	1:K:433:HIS:NE2	2.22	0.54
1:L:292:THR:O	1:L:295:SER:HB2	2.07	0.54
1:M:53:ASP:OD2	1:M:55:SER:OG	2.26	0.54
1:M:243:GLY:HA3	1:M:298:ARG:HH12	1.71	0.54
1:N:156:TYR:CE2	1:N:157:PHE:CE1	2.95	0.54
2:T:749:GLU:O	2:T:752:ASN:HB3	2.08	0.54
1:A:158:ASP:OD2	1:G:33:LYS:HE2	2.08	0.54
1:C:349:VAL:C	1:C:352:ALA:HB3	2.27	0.54
1:D:338:ASP:HB2	1:D:339:PRO:HD2	1.88	0.54
1:E:240:ASN:N	2:W:757:TYR:OH	2.41	0.54
1:E:380:ARG:C	1:E:382:GLU:N	2.60	0.54
1:E:435:TRP:CZ3	1:F:428:PHE:HB2	2.41	0.54
1:F:136:PHE:CB	1:F:138:PHE:HE1	2.20	0.54
1:F:300:VAL:CG1	1:F:301:PRO:CD	2.85	0.54
1:G:21:ILE:CD1	1:G:42:LEU:HD13	2.37	0.54
1:G:119:MET:HE1	1:G:126:ASP:C	2.28	0.54
1:H:82:TRP:NE1	1:H:221:ILE:HD11	2.19	0.54
1:H:91:ARG:HH11	1:H:91:ARG:HG3	1.71	0.54
1:H:214:PHE:O	1:H:214:PHE:CD2	2.61	0.54
1:H:272:LYS:HZ1	1:H:311:TRP:HH2	1.55	0.54
1:H:272:LYS:HE3	1:H:364:ALA:CB	2.37	0.54
1:I:151:ASN:O	1:I:151:ASN:CG	2.46	0.54

Continued on next page...

Continued from previous page...

Atom-1	Atom-2	Interatomic distance (Å)	Clash overlap (Å)
1:K:19:LYS:CB	1:K:87:GLY:HA3	2.37	0.54
1:K:217:VAL:HG13	1:K:221:ILE:HD11	1.90	0.54
1:K:311:TRP:NE1	1:K:365:PRO:O	2.40	0.54
1:L:9:ILE:HD13	1:L:9:ILE:N	2.20	0.54
1:L:114:ARG:NH2	1:L:407:LYS:O	2.36	0.54
1:L:119:MET:CE	1:L:250:LEU:HD22	2.37	0.54
1:M:214:PHE:CE1	1:M:218:VAL:CG2	2.91	0.54
1:N:203:GLY:O	1:N:204:ALA:C	2.43	0.54
2:W:750:GLY:O	2:W:753:ALA:HB3	2.07	0.54
2:2:748:LEU:O	2:2:748:LEU:HD22	2.07	0.54
1:B:281:HIS:ND1	1:B:402:ASN:ND2	2.56	0.54
1:C:119:MET:HG2	1:C:124:PHE:HB2	1.88	0.54
1:C:136:PHE:CZ	1:C:194:GLN:HG3	2.43	0.54
1:E:55:SER:OG	1:E:62:ARG:HB3	2.07	0.54
1:E:134:GLU:O	1:E:242:SER:HB3	2.08	0.54
1:F:368:ILE:HD11	1:F:385:ILE:HD11	1.88	0.54
1:H:189:GLU:OE1	1:H:196:GLU:OE1	2.24	0.54
1:I:182:GLU:HB3	1:I:200:LYS:HB2	1.88	0.54
1:I:338:ASP:HB2	1:I:339:PRO:HD2	1.89	0.54
1:I:372:ILE:HG23	1:I:373:TYR:CD1	2.43	0.54
1:J:72:PRO:HB2	1:J:92:PHE:CD2	2.43	0.54
1:J:282:ALA:O	1:J:283:THR:C	2.42	0.54
1:K:186:SER:HB3	1:K:197:ILE:HG12	1.90	0.54
1:K:258:PHE:CZ	1:K:274:PHE:CD1	2.86	0.54
1:K:302:GLY:CA	2:1:750:GLY:CA	2.81	0.54
1:K:353:ALA:HB2	1:K:405:MET:CE	2.37	0.54
1:L:264:ASP:HB3	1:L:265:LEU:HD12	1.89	0.54
1:M:164:LEU:O	1:M:168:CYS:CB	2.38	0.54
1:M:176:LEU:HB2	1:M:183:ILE:HD11	1.88	0.54
1:M:368:ILE:HG21	1:M:372:ILE:HG23	1.87	0.54
1:A:96:ILE:H	1:A:110:ASN:HD21	1.56	0.54
1:A:105:GLU:OE1	1:A:412:HIS:HB3	2.08	0.54
1:A:302:GLY:C	1:A:304:GLU:H	2.11	0.54
1:C:259:PHE:HB2	1:C:330:THR:OG1	2.08	0.54
1:D:136:PHE:CD2	1:D:193:GLY:O	2.60	0.54
1:D:323:PRO:HG2	1:D:331:ARG:HH21	1.72	0.54
1:E:113:LYS:O	1:E:117:LYS:HG3	2.08	0.54
1:E:207:SER:O	1:E:210:ASP:N	2.41	0.54
1:E:280:LYS:O	1:E:281:HIS:ND1	2.41	0.54
1:F:52:PHE:HE2	1:F:54:GLY:HA2	1.73	0.54
1:F:91:ARG:CZ	1:F:93:ILE:CD1	2.85	0.54

Continued on next page...

Continued from previous page...

Atom-1	Atom-2	Interatomic distance (Å)	Clash overlap (Å)
1:F:106:GLY:HA2	1:F:413:LEU:HG	1.89	0.54
1:F:139:LYS:O	1:F:147:THR:HG23	2.07	0.54
1:G:16:GLU:O	1:G:17:ASN:C	2.46	0.54
1:G:156:TYR:OH	1:M:53:ASP:OD1	2.21	0.54
1:H:64:GLU:O	1:H:65:GLU:C	2.46	0.54
1:H:191:ALA:HA	2:Y:757:TYR:HE2	1.73	0.54
1:I:22:ARG:HG2	1:I:22:ARG:HH11	1.73	0.54
1:I:268:SER:O	1:I:271:ALA:HB3	2.08	0.54
1:J:139:LYS:HD2	1:J:149:GLU:HG2	1.89	0.54
1:J:223:ARG:CG	1:J:223:ARG:NH1	2.66	0.54
1:K:9:ILE:O	1:K:13:VAL:HG23	2.07	0.54
1:K:44:LYS:HG2	1:K:49:LYS:HB2	1.90	0.54
1:K:112:LEU:CD2	1:K:116:LEU:HD21	2.37	0.54
1:L:208:CYS:SG	1:L:343:PRO:HB3	2.48	0.54
1:M:298:ARG:NH2	1:M:336:SER:O	2.41	0.54
1:M:368:ILE:HD12	1:M:385:ILE:CD1	2.27	0.54
1:N:119:MET:HE3	1:N:250:LEU:HD21	1.90	0.54
1:N:274:PHE:CE1	1:N:354:GLY:HA3	2.43	0.54
2:R:758:LYS:HE3	2:R:758:LYS:O	2.08	0.54
2:1:753:ALA:O	2:1:757:TYR:CD1	2.61	0.54
1:B:302:GLY:C	2:Z:750:GLY:HA2	2.27	0.54
1:D:172:ILE:HG22	1:D:176:LEU:HD12	1.88	0.54
1:D:314:GLN:O	1:D:315:ASN:HB2	2.06	0.54
1:E:24:GLN:HE21	1:E:91:ARG:HD3	1.72	0.54
1:E:309:VAL:HG22	1:E:319:LEU:HD22	1.90	0.54
1:F:273:HIS:O	1:F:276:ALA:HB3	2.08	0.54
1:F:393:ALA:O	1:F:397:GLU:HG2	2.07	0.54
1:G:163:ASP:HA	1:G:166:GLU:HB3	1.90	0.54
1:H:60:PHE:HB3	2:2:758:LYS:CG	2.36	0.54
1:H:316:ARG:HG3	2:Y:747:MET:HG2	1.88	0.54
1:H:329:SER:O	1:H:331:ARG:NE	2.41	0.54
1:K:129:LEU:HD22	1:K:131:PRO:HD3	1.90	0.54
1:K:341:ALA:O	1:K:343:PRO:HD3	2.08	0.54
1:M:372:ILE:HG21	1:M:385:ILE:HD13	1.89	0.54
1:A:129:LEU:HD23	1:A:130:GLY:N	2.23	0.54
1:A:170:ARG:O	1:A:171:ASP:C	2.45	0.54
1:A:174:LEU:O	1:A:177:GLU:HB2	2.08	0.54
1:B:116:LEU:HD23	1:B:351:LEU:CD2	2.37	0.54
1:B:404:VAL:HG22	1:B:405:MET:N	2.22	0.54
1:D:52:PHE:C	1:D:52:PHE:CD2	2.81	0.54
1:D:150:LEU:HD22	1:D:192:PRO:O	2.07	0.54

Continued on next page...

Continued from previous page...

Atom-1	Atom-2	Interatomic distance (Å)	Clash overlap (Å)
1:E:24:GLN:O	1:E:94:CYS:N	2.39	0.54
1:E:111:ASN:OD1	1:E:114:ARG:NH1	2.41	0.54
1:E:310:ALA:HB1	1:E:368:ILE:CD1	2.27	0.54
1:E:318:PRO:CG	1:E:321:ARG:HG3	2.38	0.54
1:E:380:ARG:O	1:E:385:ILE:HB	2.08	0.54
1:G:250:LEU:HB2	1:G:258:PHE:CZ	2.43	0.54
1:G:300:VAL:HG12	1:G:301:PRO:HD2	1.90	0.54
1:I:13:VAL:HG13	1:I:18:VAL:HB	1.89	0.54
1:I:27:ASP:OD1	1:I:33:LYS:HE3	2.07	0.54
1:I:404:VAL:CG2	1:I:405:MET:N	2.71	0.54
1:J:91:ARG:NH2	1:J:93:ILE:HD11	2.23	0.54
1:J:285:PHE:HB3	1:J:405:MET:SD	2.48	0.54
1:K:373:TYR:HD2	2:1:746:LYS:HB3	1.71	0.54
1:L:250:LEU:HG	1:L:274:PHE:CE1	2.42	0.54
1:M:253:ASN:O	1:M:255:VAL:HG23	2.08	0.54
2:V:747:MET:O	2:V:751:GLN:N	2.29	0.54
1:A:162:THR:C	1:A:164:LEU:N	2.60	0.54
1:C:60:PHE:CD2	2:Q:758:LYS:HG3	2.43	0.54
1:D:423:ILE:HD13	2:Y:755:PHE:HZ	1.71	0.54
1:F:136:PHE:HB3	1:F:138:PHE:CE1	2.43	0.54
1:G:368:ILE:HG13	1:G:372:ILE:HD12	1.88	0.54
1:I:300:VAL:HG12	1:I:303:TYR:CE2	2.42	0.54
1:I:323:PRO:CB	1:I:331:ARG:HH11	2.20	0.54
1:J:141:ASP:O	1:J:143:LYS:N	2.41	0.54
1:J:162:THR:HG22	1:J:163:ASP:H	1.73	0.54
1:K:310:ALA:HB2	1:K:385:ILE:HG23	1.89	0.54
1:N:52:PHE:CE1	1:N:70:LEU:CD1	2.89	0.54
1:N:285:PHE:HB3	1:N:405:MET:SD	2.48	0.54
2:P:747:MET:O	2:P:751:GLN:HB2	2.07	0.54
2:S:753:ALA:C	2:S:756:ARG:HG2	2.28	0.54
1:A:155:GLY:C	1:A:158:ASP:OD1	2.47	0.53
1:A:323:PRO:HD2	1:A:331:ARG:O	2.08	0.53
1:B:11:LYS:O	1:B:15:GLU:HB2	2.07	0.53
1:B:96:ILE:HG22	1:B:104:PHE:HB2	1.89	0.53
1:B:208:CYS:HB3	1:B:343:PRO:HB3	1.90	0.53
1:B:368:ILE:HD12	1:B:368:ILE:N	2.23	0.53
1:C:437:ARG:C	1:C:439:GLN:N	2.62	0.53
1:D:30:GLY:N	1:D:342:ASN:HD22	2.06	0.53
1:D:117:LYS:C	1:D:119:MET:H	2.11	0.53
1:D:346:ALA:O	1:D:349:VAL:CG2	2.57	0.53
1:E:239:VAL:CG2	2:W:757:TYR:OH	2.55	0.53

Continued on next page...

Continued from previous page...

Atom-1	Atom-2	Interatomic distance (Å)	Clash overlap (Å)
1:F:93:ILE:HG22	1:F:94:CYS:N	2.23	0.53
1:G:140:LEU:HD12	1:G:226:GLY:C	2.28	0.53
1:H:435:TRP:CE3	1:N:428:PHE:HD1	2.27	0.53
1:I:4:TYR:CB	1:I:9:ILE:HD11	2.34	0.53
1:J:171:ASP:O	1:J:175:GLU:HB2	2.08	0.53
1:K:140:LEU:HD12	1:K:226:GLY:C	2.29	0.53
1:K:201:TYR:C	1:K:201:TYR:CD2	2.81	0.53
1:L:119:MET:HE1	1:L:126:ASP:O	2.07	0.53
1:L:231:PHE:N	1:L:231:PHE:CD2	2.76	0.53
1:L:291:PRO:HG3	1:L:341:ALA:CA	2.34	0.53
1:M:42:LEU:HD12	1:M:46:LEU:CD2	2.38	0.53
1:M:51:MET:O	1:M:52:PHE:HB3	2.06	0.53
1:M:251:PHE:CD1	1:M:256:ASN:HA	2.42	0.53
1:N:25:PHE:CD1	1:N:25:PHE:O	2.61	0.53
1:N:112:LEU:HD22	1:N:116:LEU:CD1	2.38	0.53
2:1:751:GLN:O	2:1:754:HIS:CB	2.57	0.53
1:A:79:ILE:CD1	1:A:90:ALA:HB2	2.39	0.53
1:A:155:GLY:N	1:A:158:ASP:OD1	2.41	0.53
1:A:279:VAL:HG13	1:A:309:VAL:CG1	2.38	0.53
1:A:432:VAL:O	1:A:437:ARG:NH2	2.42	0.53
1:B:240:ASN:OD1	2:Z:757:TYR:CZ	2.61	0.53
1:E:32:ILE:O	1:E:32:ILE:HG23	2.06	0.53
1:F:63:ILE:HG22	1:F:64:GLU:CG	2.38	0.53
1:H:275:ILE:O	1:H:276:ALA:C	2.44	0.53
1:I:251:PHE:N	1:I:251:PHE:CD1	2.75	0.53
1:J:328:ILE:H	1:J:328:ILE:HD12	1.72	0.53
1:K:295:SER:OG	1:K:338:ASP:OD1	2.19	0.53
1:N:208:CYS:HB3	1:N:343:PRO:CB	2.38	0.53
2:W:747:MET:O	2:W:751:GLN:CG	2.56	0.53
2:1:751:GLN:O	2:1:753:ALA:N	2.41	0.53
1:A:19:LYS:HG2	1:A:87:GLY:HA3	1.91	0.53
1:A:276:ALA:HB2	1:A:364:ALA:HA	1.89	0.53
1:B:26:THR:HG21	1:B:212:GLN:HE21	1.73	0.53
1:C:71:TYR:CE2	1:C:97:TYR:CD2	2.96	0.53
1:C:119:MET:HA	1:C:122:LEU:HB2	1.90	0.53
1:C:256:ASN:C	1:C:256:ASN:OD1	2.47	0.53
1:D:9:ILE:HG13	1:D:74:LEU:HD12	1.89	0.53
1:D:81:PRO:C	1:D:83:THR:H	2.12	0.53
1:E:285:PHE:C	1:E:285:PHE:HD1	2.11	0.53
1:H:39:VAL:C	1:H:41:GLN:N	2.60	0.53
1:H:207:SER:O	1:H:211:ILE:N	2.40	0.53

Continued on next page...

Continued from previous page...

Atom-1	Atom-2	Interatomic distance (Å)	Clash overlap (Å)
1:H:302:GLY:C	1:H:303:TYR:CD2	2.81	0.53
1:I:309:VAL:HG23	1:I:386:VAL:O	2.09	0.53
1:I:434:PRO:O	1:I:438:GLU:HG3	2.09	0.53
1:J:282:ALA:HA	1:J:285:PHE:CZ	2.43	0.53
1:J:312:SER:CB	1:J:315:ASN:HB2	2.38	0.53
1:J:380:ARG:HB3	1:J:385:ILE:HG21	1.90	0.53
1:L:9:ILE:HG22	1:L:77:PHE:CD2	2.43	0.53
1:L:115:ILE:HG23	1:L:351:LEU:HD22	1.90	0.53
1:M:288:VAL:HG12	1:M:288:VAL:O	2.07	0.53
1:N:76:THR:O	1:N:91:ARG:NH1	2.42	0.53
1:N:355:LEU:O	1:N:356:ASP:C	2.46	0.53
1:N:443:GLN:OE1	1:N:444:TYR:CD2	2.62	0.53
1:C:28:ILE:HG23	1:C:29:LEU:HG	1.90	0.53
1:D:399:PHE:HZ	1:D:409:LEU:HD12	1.73	0.53
1:E:357:GLY:O	1:E:361:LYS:N	2.42	0.53
1:F:4:TYR:HE2	1:F:12:LEU:HD11	1.73	0.53
1:H:146:PRO:HB3	1:H:228:HIS:ND1	2.24	0.53
1:H:434:PRO:CG	1:N:434:PRO:HG2	2.38	0.53
1:J:305:ALA:O	1:J:306:PRO:C	2.45	0.53
1:K:376:SER:HB2	1:K:379:GLU:CB	2.39	0.53
1:L:26:THR:HG21	1:L:212:GLN:NE2	2.24	0.53
1:L:98:ASN:HD22	1:L:99:PRO:CD	2.20	0.53
1:L:127:PHE:CD1	1:L:250:LEU:HD23	2.43	0.53
1:N:27:ASP:OD2	1:N:29:LEU:N	2.40	0.53
1:N:150:LEU:HD13	1:N:192:PRO:HB2	1.91	0.53
1:N:435:TRP:CE3	1:N:435:TRP:O	2.61	0.53
2:Q:754:HIS:O	2:Q:757:TYR:HD1	1.91	0.53
1:D:22:ARG:CD	1:D:34:ASN:OD1	2.56	0.53
1:E:265:LEU:O	1:E:326:ARG:NH1	2.41	0.53
1:E:360:ASN:HB2	1:E:362:LEU:HD11	1.90	0.53
1:F:237:PHE:CG	1:F:238:GLY:N	2.77	0.53
1:F:326:ARG:HD3	1:F:330:THR:HG23	1.90	0.53
1:G:377:LYS:O	1:G:381:MET:SD	2.67	0.53
1:J:64:GLU:CB	1:M:314:GLN:NE2	2.72	0.53
1:J:111:ASN:O	1:J:111:ASN:ND2	2.42	0.53
1:K:142:GLU:CD	1:K:142:GLU:H	2.12	0.53
1:L:232:MET:HE2	1:M:440:TYR:HB2	1.86	0.53
1:L:243:GLY:CA	1:L:298:ARG:HH12	2.21	0.53
1:M:418:ILE:HG22	1:M:422:GLU:CG	2.38	0.53
1:M:427:MET:HE3	2:T:759:ASN:HB3	1.82	0.53
1:N:166:GLU:C	1:N:168:CYS:H	2.11	0.53

Continued on next page...

Continued from previous page...

Atom-1	Atom-2	Interatomic distance (Å)	Clash overlap (Å)
1:A:18:VAL:CG2	1:A:79:ILE:HD11	2.37	0.53
1:A:208:CYS:HB3	1:A:343:PRO:CB	2.37	0.53
1:A:427:MET:O	1:A:431:GLN:HG2	2.09	0.53
1:B:34:ASN:HD22	1:E:159:LEU:HG	1.74	0.53
1:B:64:GLU:O	1:B:65:GLU:C	2.45	0.53
1:D:245:HIS:NE2	1:D:335:ARG:HB3	2.24	0.53
1:E:140:LEU:HD12	1:E:227:LEU:N	2.22	0.53
1:E:320:ILE:HG22	1:E:321:ARG:N	2.23	0.53
1:F:311:TRP:CH2	1:F:367:PRO:HG3	2.44	0.53
1:G:382:GLU:C	1:G:383:ASN:HD22	2.11	0.53
1:H:156:TYR:CZ	1:H:157:PHE:HE1	2.27	0.53
1:H:166:GLU:O	1:H:170:ARG:HG3	2.09	0.53
1:H:286:THR:O	1:H:286:THR:HG22	2.08	0.53
1:I:214:PHE:C	1:I:216:LEU:N	2.61	0.53
1:J:80:PHE:HB2	1:J:83:THR:HG23	1.91	0.53
1:J:323:PRO:O	1:J:326:ARG:NH2	2.41	0.53
1:L:164:LEU:O	1:L:168:CYS:CB	2.55	0.53
1:L:206:ARG:HG2	1:L:206:ARG:HH11	1.72	0.53
1:M:190:VAL:HG11	1:M:240:ASN:OD1	2.09	0.53
2:Y:751:GLN:HG3	2:Y:755:PHE:HE1	1.74	0.53
2:Y:751:GLN:NE2	2:Y:751:GLN:HA	2.24	0.53
1:A:205:VAL:HG23	1:A:206:ARG:N	2.23	0.53
1:B:260:ASP:HB3	1:B:263:ALA:HB3	1.90	0.53
1:B:377:LYS:HE2	1:B:387:ASP:OD1	2.08	0.53
1:C:150:LEU:HD13	1:C:192:PRO:C	2.29	0.53
1:D:282:ALA:HA	1:D:285:PHE:CZ	2.43	0.53
1:E:418:ILE:N	1:E:418:ILE:HD12	2.24	0.53
1:F:173:VAL:HG22	1:F:197:ILE:HG21	1.91	0.53
1:G:110:ASN:HD22	1:G:113:LYS:HD2	1.74	0.53
1:H:68:MET:CE	1:H:98:ASN:HA	2.39	0.53
1:I:82:TRP:O	1:I:83:THR:O	2.26	0.53
1:I:132:GLU:OE2	1:I:333:GLU:OE1	2.27	0.53
1:I:315:ASN:O	1:I:318:PRO:CD	2.56	0.53
1:I:418:ILE:O	1:I:422:GLU:CG	2.57	0.53
1:J:48:ASN:OD1	1:J:71:TYR:HA	2.08	0.53
1:J:57:ILE:O	1:J:59:GLY:N	2.42	0.53
1:J:181:PHE:HB3	1:J:183:ILE:HD12	1.91	0.53
1:J:284:SER:CB	1:J:402:ASN:HD22	2.22	0.53
1:L:296:TYR:OH	1:L:395:ALA:CB	2.57	0.53
1:M:316:ARG:CG	1:M:373:TYR:CE1	2.91	0.53
2:V:748:LEU:C	2:V:752:ASN:HB2	2.29	0.53

Continued on next page...

Continued from previous page...

Atom-1	Atom-2	Interatomic distance (Å)	Clash overlap (Å)
1:A:102:THR:CG2	1:A:103:PRO:HD2	2.37	0.53
1:A:118:GLU:O	1:A:122:LEU:HB2	2.09	0.53
1:A:232:MET:HE3	1:C:436:GLU:O	2.09	0.53
1:A:328:ILE:HD13	1:A:328:ILE:H	1.74	0.53
1:A:428:PHE:HB2	1:C:435:TRP:CZ3	2.44	0.53
1:B:197:ILE:HD13	1:B:214:PHE:CZ	2.33	0.53
1:B:208:CYS:HB3	1:B:343:PRO:CB	2.39	0.53
1:B:315:ASN:HD22	1:B:316:ARG:H	1.56	0.53
1:B:346:ALA:O	1:B:350:LEU:HG	2.09	0.53
1:C:150:LEU:HD13	1:C:192:PRO:CB	2.39	0.53
1:C:159:LEU:O	1:C:160:ALA:HB3	2.09	0.53
1:D:348:SER:O	1:D:352:ALA:HB2	2.09	0.53
1:G:237:PHE:CD1	1:G:238:GLY:N	2.77	0.53
1:H:404:VAL:HG13	1:H:405:MET:HE3	1.91	0.53
1:I:53:ASP:OD2	1:I:55:SER:OG	2.25	0.53
1:J:6:ARG:NH2	1:J:46:LEU:HB2	2.23	0.53
1:J:50:VAL:HG12	1:J:51:MET:N	2.23	0.53
1:J:292:THR:HG21	1:K:444:TYR:HE1	1.73	0.53
1:J:306:PRO:HB3	1:J:319:LEU:HA	1.90	0.53
1:K:32:ILE:HG12	1:N:159:LEU:HD12	1.91	0.53
1:K:212:GLN:O	1:K:213:THR:C	2.47	0.53
1:K:292:THR:HG23	1:K:295:SER:OG	2.09	0.53
1:L:12:LEU:HD23	1:L:16:GLU:HB2	1.90	0.53
1:L:303:TYR:O	1:L:304:GLU:HB2	2.09	0.53
1:L:355:LEU:O	1:L:359:LYS:CB	2.56	0.53
1:M:194:GLN:C	1:M:195:HIS:ND1	2.62	0.53
1:M:427:MET:SD	2:T:759:ASN:CG	2.87	0.53
1:N:140:LEU:HD12	1:N:226:GLY:C	2.29	0.53
1:N:169:ARG:HG3	1:N:195:HIS:ND1	2.23	0.53
1:A:98:ASN:ND2	1:A:103:PRO:O	2.42	0.53
1:B:6:ARG:HH22	1:B:47:ASP:CG	2.11	0.53
1:B:140:LEU:HD12	1:B:227:LEU:N	2.24	0.53
1:B:275:ILE:HG12	1:B:332:VAL:CG1	2.34	0.53
1:B:390:ALA:HB1	1:D:429:ARG:NH1	2.24	0.53
1:D:30:GLY:HA2	1:D:342:ASN:ND2	2.24	0.53
1:D:136:PHE:HD2	1:D:194:GLN:HA	1.70	0.53
1:E:292:THR:HG21	1:F:444:TYR:CE2	2.43	0.53
1:F:368:ILE:HG21	1:F:372:ILE:HB	1.89	0.53
1:F:418:ILE:HG22	1:F:422:GLU:OE2	2.09	0.53
1:H:151:ASN:HB2	1:H:227:LEU:CD2	2.39	0.53
1:I:400:LYS:CD	1:I:418:ILE:HG21	2.36	0.53

Continued on next page...

Continued from previous page...

Atom-1	Atom-2	Interatomic distance (Å)	Clash overlap (Å)
1:J:27:ASP:OD2	1:J:29:LEU:N	2.42	0.53
1:K:216:LEU:HD21	1:N:159:LEU:CD1	2.38	0.53
1:K:370:ARG:HH12	1:K:372:ILE:HD11	1.73	0.53
1:L:34:ASN:O	1:L:34:ASN:ND2	2.42	0.53
1:L:98:ASN:N	1:L:102:THR:O	2.36	0.53
1:L:391:THR:O	1:L:393:ALA:N	2.42	0.53
1:M:248:LEU:O	1:M:332:VAL:N	2.42	0.53
1:N:107:ASP:O	1:N:108:PRO:C	2.47	0.53
2:Q:753:ALA:O	2:Q:757:TYR:CD1	2.61	0.53
2:2:747:MET:O	2:2:751:GLN:N	2.38	0.53
1:C:161:PRO:HG2	1:C:169:ARG:HH22	1.74	0.53
1:E:329:SER:O	1:E:331:ARG:CD	2.49	0.53
1:F:298:ARG:HH12	3:F:501:GLN:C	2.12	0.53
1:F:345:LEU:O	1:F:349:VAL:HG22	2.09	0.53
1:G:134:GLU:OE2	1:G:189:GLU:OE1	2.27	0.53
1:G:159:LEU:HD13	1:M:216:LEU:HD11	1.91	0.53
1:H:284:SER:CB	1:H:402:ASN:HD22	2.21	0.53
1:J:316:ARG:HH21	2:2:750:GLY:HA2	1.74	0.53
1:J:360:ASN:HB3	1:J:362:LEU:HD13	1.90	0.53
1:K:134:GLU:OE2	1:K:196:GLU:OE1	2.27	0.53
1:K:136:PHE:CE2	1:K:194:GLN:HG3	2.44	0.53
1:K:371:ASN:OD1	1:K:371:ASN:N	2.41	0.53
1:K:399:PHE:HZ	1:K:409:LEU:CD1	2.22	0.53
1:L:9:ILE:H	1:L:9:ILE:CD1	2.08	0.53
1:L:28:ILE:HD11	1:L:413:LEU:HD23	1.91	0.53
1:L:77:PHE:CZ	1:L:79:ILE:HD11	2.43	0.53
1:M:42:LEU:HD12	1:M:42:LEU:O	2.09	0.53
1:N:408:ALA:O	1:N:409:LEU:HD23	2.09	0.53
2:T:748:LEU:O	2:T:748:LEU:HD13	2.08	0.53
1:A:177:GLU:HG2	1:A:183:ILE:HD11	1.91	0.52
1:B:371:ASN:O	1:B:375:MET:HG3	2.09	0.52
1:E:275:ILE:HD12	1:E:322:ILE:HD11	1.92	0.52
1:E:441:MET:HE1	1:F:230:THR:HG21	1.90	0.52
1:F:136:PHE:HB3	1:F:138:PHE:HE1	1.74	0.52
1:F:206:ARG:HG2	1:F:206:ARG:HH11	1.74	0.52
1:F:258:PHE:CD2	1:F:258:PHE:N	2.72	0.52
1:F:319:LEU:HD12	1:F:388:LEU:CD1	2.27	0.52
1:I:207:SER:O	1:I:211:ILE:HG12	2.09	0.52
1:I:300:VAL:CG1	1:I:303:TYR:CE2	2.91	0.52
1:J:89:VAL:HG12	1:J:90:ALA:N	2.24	0.52
1:K:19:LYS:CG	1:K:87:GLY:HA3	2.38	0.52

Continued on next page...

Continued from previous page...

Atom-1	Atom-2	Interatomic distance (Å)	Clash overlap (Å)
1:M:19:LYS:O	1:M:39:VAL:HG12	2.10	0.52
1:M:21:ILE:HG22	1:M:22:ARG:O	2.09	0.52
1:N:69:TYR:N	1:N:69:TYR:CD1	2.76	0.52
1:N:260:ASP:CB	1:N:268:SER:HA	2.39	0.52
1:N:303:TYR:H	1:N:303:TYR:HD2	1.53	0.52
1:A:381:MET:HE1	1:A:386:VAL:HA	1.89	0.52
1:C:100:ASP:OD1	1:C:102:THR:CG2	2.58	0.52
1:D:20:TYR:CE2	1:D:22:ARG:NH1	2.77	0.52
1:D:64:GLU:O	1:D:65:GLU:O	2.26	0.52
1:D:423:ILE:HG21	2:Y:755:PHE:CE2	2.44	0.52
1:E:77:PHE:O	1:E:78:VAL:HG23	2.10	0.52
1:E:87:GLY:O	1:E:88:LYS:O	2.27	0.52
1:F:4:TYR:HB3	1:F:9:ILE:HD11	1.91	0.52
1:G:6:ARG:NH2	1:G:47:ASP:CG	2.63	0.52
1:G:13:VAL:HG21	1:G:42:LEU:CD2	2.39	0.52
1:G:116:LEU:O	1:G:119:MET:HB3	2.10	0.52
1:G:194:GLN:NE2	1:G:242:SER:HA	2.24	0.52
1:H:281:HIS:CD2	1:H:353:ALA:CB	2.92	0.52
1:I:418:ILE:HD12	1:I:418:ILE:H	1.74	0.52
1:J:56:SER:HB3	1:M:156:TYR:CD2	2.44	0.52
1:J:83:THR:HG21	1:J:89:VAL:HB	1.91	0.52
1:J:141:ASP:O	1:J:142:GLU:C	2.48	0.52
1:K:353:ALA:HB2	1:K:405:MET:HE1	1.90	0.52
1:L:284:SER:O	1:L:399:PHE:HD1	1.92	0.52
1:M:316:ARG:HG2	1:M:373:TYR:CE1	2.43	0.52
1:M:378:GLU:HA	1:M:381:MET:HB3	1.91	0.52
2:W:757:TYR:C	2:W:759:ASN:N	2.60	0.52
2:Y:754:HIS:HA	2:Y:757:TYR:CE1	2.45	0.52
1:A:127:PHE:CE1	1:A:274:PHE:CZ	2.96	0.52
1:A:162:THR:HG22	1:A:163:ASP:HB2	1.91	0.52
1:B:344:TYR:CD1	1:B:344:TYR:N	2.76	0.52
1:C:60:PHE:HD2	2:Q:758:LYS:HG3	1.74	0.52
1:C:109:ARG:O	1:C:112:LEU:N	2.33	0.52
1:C:150:LEU:HD22	1:C:193:GLY:CA	2.23	0.52
1:C:413:LEU:O	1:C:414:PHE:C	2.48	0.52
1:D:249:SER:HA	1:D:258:PHE:CE1	2.44	0.52
1:E:53:ASP:C	1:E:53:ASP:OD2	2.48	0.52
1:E:84:ALA:N	1:E:85:GLU:OE2	2.43	0.52
1:E:139:LYS:NZ	1:E:149:GLU:HG2	2.24	0.52
1:F:433:HIS:O	1:F:434:PRO:C	2.47	0.52
1:G:172:ILE:O	1:G:175:GLU:HB2	2.10	0.52

Continued on next page...

Continued from previous page...

Atom-1	Atom-2	Interatomic distance (Å)	Clash overlap (Å)
1:G:331:ARG:NH2	1:G:331:ARG:CG	2.71	0.52
1:G:429:ARG:HG2	1:G:430:THR:N	2.22	0.52
1:I:127:PHE:CG	1:I:351:LEU:HD13	2.45	0.52
1:I:300:VAL:CG1	1:I:303:TYR:HE2	2.22	0.52
1:I:372:ILE:HG13	1:I:372:ILE:O	2.08	0.52
1:J:315:ASN:O	1:J:318:PRO:HD3	2.09	0.52
1:J:375:MET:HG2	1:J:379:GLU:OE2	2.09	0.52
1:K:167:ASN:CG	1:K:170:ARG:HH11	2.12	0.52
1:K:326:ARG:CA	1:K:330:THR:OG1	2.57	0.52
1:K:372:ILE:HG12	1:K:373:TYR:N	2.23	0.52
1:L:18:VAL:CG2	1:L:79:ILE:HD12	2.39	0.52
1:L:112:LEU:HD22	1:L:116:LEU:CD1	2.38	0.52
1:L:381:MET:HE1	1:L:387:ASP:OD1	2.09	0.52
1:N:97:TYR:CZ	1:N:103:PRO:HB3	2.45	0.52
1:N:129:LEU:HG	1:N:347:LEU:HD21	1.91	0.52
1:N:131:PRO:CG	1:N:211:ILE:HD11	2.40	0.52
1:N:252:LYS:O	1:N:253:ASN:HB2	2.08	0.52
1:N:414:PHE:CD2	1:N:415:GLU:N	2.75	0.52
2:U:749:GLU:C	2:U:752:ASN:HB3	2.30	0.52
1:B:292:THR:O	1:B:295:SER:HB2	2.10	0.52
1:C:81:PRO:C	1:C:83:THR:N	2.61	0.52
1:D:60:PHE:CD2	2:Y:758:LYS:HG3	2.44	0.52
1:D:62:ARG:HD3	2:Y:754:HIS:HE1	1.75	0.52
1:E:318:PRO:HD2	1:E:335:ARG:NH2	2.25	0.52
1:F:112:LEU:HD11	1:F:204:ALA:CB	2.37	0.52
1:F:214:PHE:CE1	1:F:218:VAL:HG23	2.44	0.52
1:F:261:GLU:HG3	1:F:262:ASN:N	2.23	0.52
1:F:316:ARG:HG3	2:O:747:MET:CE	2.40	0.52
1:G:11:LYS:HE2	1:G:15:GLU:OE1	2.09	0.52
1:G:194:GLN:HE22	1:G:241:GLY:C	2.13	0.52
1:G:322:ILE:HG22	1:G:326:ARG:HH22	1.75	0.52
1:G:372:ILE:O	1:G:375:MET:CB	2.57	0.52
1:H:302:GLY:O	1:H:303:TYR:CD2	2.62	0.52
1:I:418:ILE:O	1:I:422:GLU:OE1	2.27	0.52
1:J:42:LEU:HD12	1:J:42:LEU:O	2.09	0.52
1:J:243:GLY:CA	1:J:298:ARG:HH12	2.21	0.52
1:L:93:ILE:HG22	1:L:94:CYS:N	2.25	0.52
1:N:77:PHE:HB2	1:N:92:PHE:CD2	2.44	0.52
1:N:105:GLU:HG3	1:N:106:GLY:H	1.73	0.52
1:N:200:LYS:HG2	1:N:201:TYR:HB2	1.91	0.52
1:A:28:ILE:CG2	1:A:29:LEU:HG	2.40	0.52

Continued on next page...

Continued from previous page...

Atom-1	Atom-2	Interatomic distance (Å)	Clash overlap (Å)
1:A:133:PRO:HD2	1:A:197:ILE:O	2.10	0.52
1:A:134:GLU:CD	1:A:189:GLU:OE1	2.48	0.52
1:A:291:PRO:HG3	1:A:341:ALA:HA	1.91	0.52
1:B:172:ILE:HD13	1:B:221:ILE:HB	1.91	0.52
1:B:250:LEU:O	1:B:251:PHE:CD1	2.63	0.52
1:B:311:TRP:CZ3	1:B:322:ILE:HG13	2.45	0.52
1:B:373:TYR:CE2	2:Z:746:LYS:HB3	2.45	0.52
1:C:9:ILE:O	1:C:12:LEU:N	2.42	0.52
1:C:16:GLU:HA	1:C:16:GLU:OE2	2.09	0.52
1:D:221:ILE:O	1:D:222:ALA:C	2.48	0.52
1:E:132:GLU:O	1:E:244:MET:HA	2.10	0.52
1:E:364:ALA:HB1	1:E:365:PRO:HD2	1.91	0.52
1:F:244:MET:HB2	1:F:339:PRO:CD	2.38	0.52
1:F:321:ARG:HB2	1:F:335:ARG:HD2	1.91	0.52
1:F:333:GLU:HG2	1:F:335:ARG:HG2	1.92	0.52
1:F:362:LEU:CD1	1:F:362:LEU:H	2.23	0.52
1:G:6:ARG:NH2	1:G:47:ASP:OD1	2.42	0.52
1:G:78:VAL:CG2	1:G:91:ARG:HH12	2.22	0.52
1:G:380:ARG:HH22	2:T:746:LYS:HZ1	1.57	0.52
1:H:431:GLN:OE1	1:H:431:GLN:HA	2.09	0.52
1:J:245:HIS:CE1	3:J:501:GLN:HG2	2.45	0.52
1:J:368:ILE:HG12	1:J:372:ILE:HG21	1.91	0.52
1:J:391:THR:O	1:J:392:LEU:C	2.46	0.52
1:K:57:ILE:C	1:K:59:GLY:H	2.13	0.52
1:K:97:TYR:HD2	1:K:103:PRO:HA	1.65	0.52
1:M:60:PHE:CD1	1:M:60:PHE:C	2.83	0.52
1:M:295:SER:OG	1:M:338:ASP:OD1	2.21	0.52
1:M:372:ILE:HG22	1:M:385:ILE:CD1	2.40	0.52
1:M:372:ILE:HG22	1:M:385:ILE:HD13	1.92	0.52
1:N:141:ASP:HB3	1:N:147:THR:CG2	2.40	0.52
1:N:202:ALA:HB3	1:N:207:SER:CB	2.39	0.52
2:W:748:LEU:O	2:W:748:LEU:HD22	2.09	0.52
1:A:28:ILE:O	1:A:28:ILE:HD13	2.10	0.52
1:B:35:VAL:HG12	1:E:157:PHE:HE2	1.72	0.52
1:B:377:LYS:HG2	1:B:380:ARG:HH12	1.75	0.52
1:C:111:ASN:O	1:C:111:ASN:ND2	2.43	0.52
1:C:369:ASP:OD2	1:C:370:ARG:CG	2.58	0.52
1:D:108:PRO:HB3	1:D:345:LEU:HD21	1.92	0.52
1:D:129:LEU:HD12	1:D:347:LEU:HD21	1.91	0.52
1:E:20:TYR:OH	1:E:36:GLU:HB2	2.09	0.52
1:F:25:PHE:HE2	1:F:35:VAL:HG12	1.74	0.52

Continued on next page...

Continued from previous page...

Atom-1	Atom-2	Interatomic distance (Å)	Clash overlap (Å)
1:F:163:ASP:O	1:F:167:ASN:CB	2.56	0.52
1:G:110:ASN:HA	1:G:113:LYS:HD2	1.92	0.52
1:H:302:GLY:HA2	1:H:316:ARG:NH2	2.24	0.52
1:I:137:LEU:HD12	1:I:195:HIS:CD2	2.45	0.52
1:I:368:ILE:HD11	1:I:385:ILE:CD1	2.35	0.52
1:J:131:PRO:HG2	1:J:211:ILE:HD11	1.91	0.52
1:K:346:ALA:C	1:K:347:LEU:HD23	2.30	0.52
1:K:389:PRO:HB3	1:K:394:GLU:HB3	1.91	0.52
1:L:18:VAL:HA	1:L:88:LYS:HB3	1.92	0.52
1:L:119:MET:HE3	1:L:250:LEU:HD22	1.89	0.52
1:L:214:PHE:O	1:L:215:LYS:C	2.48	0.52
1:N:156:TYR:CD2	1:N:157:PHE:HD1	2.28	0.52
1:N:213:THR:O	1:N:217:VAL:HG23	2.10	0.52
1:N:235:PRO:HG2	1:N:236:LEU:N	2.19	0.52
2:X:746:LYS:C	2:X:749:GLU:H	2.13	0.52
1:C:316:ARG:HH12	1:C:317:SER:HB3	1.75	0.52
1:D:169:ARG:HD2	1:D:186:SER:HB2	1.92	0.52
1:D:215:LYS:HG3	1:D:231:PHE:CE2	2.45	0.52
1:E:309:VAL:O	1:E:385:ILE:HD13	2.10	0.52
1:F:64:GLU:O	1:F:65:GLU:C	2.46	0.52
1:F:319:LEU:CD1	1:F:388:LEU:HD21	2.39	0.52
1:G:368:ILE:HD11	1:G:385:ILE:HD11	1.91	0.52
1:H:86:LYS:O	1:H:86:LYS:HD3	2.10	0.52
1:H:129:LEU:HD23	1:H:130:GLY:N	2.24	0.52
1:J:19:LYS:HD2	1:J:87:GLY:HA3	1.91	0.52
1:K:20:TYR:OH	1:K:36:GLU:HB2	2.09	0.52
1:K:172:ILE:O	1:K:176:LEU:HG	2.09	0.52
1:K:418:ILE:O	1:K:422:GLU:HG3	2.10	0.52
1:L:71:TYR:N	1:L:71:TYR:HD1	2.07	0.52
1:L:203:GLY:O	1:L:204:ALA:C	2.47	0.52
1:M:427:MET:HE1	2:T:759:ASN:HB3	1.89	0.52
1:A:64:GLU:O	1:A:65:GLU:C	2.48	0.52
1:B:37:ILE:HG13	1:B:37:ILE:O	2.10	0.52
1:B:176:LEU:O	1:B:181:PHE:HB2	2.10	0.52
1:C:404:VAL:O	1:C:407:LYS:HB2	2.09	0.52
1:D:20:TYR:O	1:D:21:ILE:HD13	2.10	0.52
1:D:237:PHE:CG	1:D:238:GLY:N	2.78	0.52
1:E:5:THR:HG22	1:E:8:ASP:CG	2.30	0.52
1:E:316:ARG:HB3	2:W:747:MET:HG2	1.92	0.52
1:E:402:ASN:C	1:E:402:ASN:OD1	2.48	0.52
1:G:146:PRO:HB3	1:G:228:HIS:HB2	1.91	0.52

Continued on next page...

Continued from previous page...

Atom-1	Atom-2	Interatomic distance (Å)	Clash overlap (Å)
1:G:296:TYR:CE1	1:G:392:LEU:HA	2.45	0.52
1:G:338:ASP:OD2	1:G:340:ALA:HB3	2.10	0.52
1:H:187:HIS:CD2	1:H:187:HIS:O	2.63	0.52
1:J:333:GLU:HG2	1:J:335:ARG:HG2	1.91	0.52
1:K:9:ILE:HD12	1:K:74:LEU:CD1	2.40	0.52
1:K:260:ASP:HB2	1:K:268:SER:CB	2.36	0.52
1:L:5:THR:O	1:L:8:ASP:HB2	2.09	0.52
1:L:279:VAL:CG1	1:L:309:VAL:HG12	2.39	0.52
1:M:47:ASP:CB	1:M:49:LYS:HE2	2.39	0.52
1:M:63:ILE:C	1:M:64:GLU:CG	2.78	0.52
1:M:125:SER:HB3	1:M:126:ASP:OD2	2.09	0.52
1:N:128:ASN:HB2	1:N:249:SER:OG	2.10	0.52
1:N:385:ILE:H	1:N:385:ILE:HD12	1.73	0.52
1:A:358:ILE:O	1:A:358:ILE:HG22	2.09	0.52
1:B:237:PHE:C	1:B:237:PHE:CD2	2.83	0.52
1:B:338:ASP:C	1:B:338:ASP:OD2	2.48	0.52
1:C:251:PHE:N	1:C:251:PHE:CD1	2.78	0.52
1:D:51:MET:SD	1:D:69:TYR:CZ	3.03	0.52
1:E:71:TYR:CE2	1:E:97:TYR:CD2	2.98	0.52
1:E:95:ASP:HB3	1:E:97:TYR:HE1	1.75	0.52
1:E:259:PHE:CZ	1:E:261:GLU:HG3	2.45	0.52
1:E:429:ARG:NH1	1:E:429:ARG:HG2	2.25	0.52
1:G:54:GLY:C	1:G:56:SER:H	2.13	0.52
1:G:196:GLU:HG2	1:G:198:ASP:OD1	2.10	0.52
1:G:256:ASN:ND2	1:G:328:ILE:O	2.43	0.52
1:G:377:LYS:O	1:G:377:LYS:HE3	2.10	0.52
1:I:377:LYS:HA	1:I:380:ARG:NH1	2.25	0.52
1:J:48:ASN:HB3	1:J:71:TYR:CE1	2.45	0.52
1:J:83:THR:O	1:J:85:GLU:HB2	2.10	0.52
1:K:234:LYS:HB2	1:K:298:ARG:HB2	1.91	0.52
1:L:385:ILE:O	1:L:385:ILE:HG22	2.10	0.52
1:N:136:PHE:CD1	1:N:235:PRO:HG3	2.45	0.52
1:N:176:LEU:O	1:N:181:PHE:HB2	2.09	0.52
2:P:750:GLY:O	2:P:754:HIS:HB2	2.09	0.52
2:W:757:TYR:O	2:W:758:LYS:C	2.46	0.52
2:X:753:ALA:O	2:X:757:TYR:HE1	1.91	0.52
1:A:208:CYS:SG	1:A:347:LEU:HG	2.50	0.52
1:B:167:ASN:HA	1:B:170:ARG:HB2	1.90	0.52
1:C:134:GLU:OE1	3:C:503:GLN:N	2.43	0.52
1:C:170:ARG:O	1:C:173:VAL:N	2.43	0.52
1:C:304:GLU:HG3	1:C:316:ARG:O	2.10	0.52

Continued on next page...

Continued from previous page...

Atom-1	Atom-2	Interatomic distance (Å)	Clash overlap (Å)
1:D:76:THR:O	1:D:91:ARG:NH1	2.43	0.52
1:D:357:GLY:HA2	1:D:362:LEU:HD22	1.92	0.52
1:E:184:GLU:O	1:E:185:ALA:HB2	2.09	0.52
1:F:440:TYR:HD1	1:F:444:TYR:CD2	2.28	0.52
1:G:248:LEU:N	1:G:332:VAL:O	2.33	0.52
1:G:302:GLY:HA3	2:T:750:GLY:N	2.25	0.52
1:G:316:ARG:CD	2:T:747:MET:HG2	2.40	0.52
1:H:201:TYR:HD1	1:H:201:TYR:C	2.13	0.52
1:I:160:ALA:O	1:I:161:PRO:O	2.28	0.52
1:I:253:ASN:O	1:I:255:VAL:HG23	2.10	0.52
1:J:138:PHE:CD2	1:J:148:LEU:HA	2.45	0.52
1:J:307:CYS:O	1:J:388:LEU:CG	2.58	0.52
1:K:127:PHE:CE2	1:K:248:LEU:HD22	2.42	0.52
1:K:221:ILE:HD13	1:K:221:ILE:N	2.25	0.52
1:M:35:VAL:HG11	1:M:70:LEU:CD2	2.39	0.52
1:M:97:TYR:CD2	1:M:103:PRO:HA	2.45	0.52
1:M:325:SER:OG	1:M:331:ARG:NH1	2.43	0.52
1:N:334:VAL:HG11	1:N:350:LEU:HD21	1.92	0.52
1:B:119:MET:HB2	1:B:355:LEU:HD11	1.91	0.51
1:B:127:PHE:CE1	1:B:274:PHE:HZ	2.28	0.51
1:B:390:ALA:O	1:D:429:ARG:NH1	2.43	0.51
1:C:295:SER:HB3	1:C:338:ASP:OD1	2.10	0.51
1:D:83:THR:O	1:D:84:ALA:HB2	2.10	0.51
1:D:214:PHE:CZ	1:D:218:VAL:HG21	2.45	0.51
1:D:243:GLY:HA2	1:D:298:ARG:NH1	2.25	0.51
1:F:172:ILE:HA	1:F:221:ILE:HD13	1.92	0.51
1:F:302:GLY:CA	2:O:750:GLY:HA3	2.40	0.51
1:G:35:VAL:O	1:G:35:VAL:HG13	2.09	0.51
1:G:189:GLU:OE2	3:G:501:GLN:HG3	2.10	0.51
1:H:191:ALA:HA	2:Y:757:TYR:CE2	2.45	0.51
1:H:362:LEU:CD1	1:H:362:LEU:N	2.73	0.51
1:H:439:GLN:HE22	2:Z:759:ASN:CB	2.21	0.51
1:I:176:LEU:O	1:I:181:PHE:HB2	2.09	0.51
1:J:212:GLN:CD	1:J:343:PRO:HG2	2.30	0.51
1:K:282:ALA:HB3	1:K:309:VAL:HG11	1.92	0.51
1:L:163:ASP:O	1:L:167:ASN:CA	2.58	0.51
1:L:279:VAL:HG12	1:L:309:VAL:HG12	1.92	0.51
1:L:406:VAL:HA	1:L:414:PHE:CD1	2.44	0.51
1:M:106:GLY:O	1:M:413:LEU:HG	2.10	0.51
1:M:132:GLU:OE2	1:M:245:HIS:ND1	2.43	0.51
1:M:258:PHE:CE1	1:M:332:VAL:CG2	2.93	0.51

Continued on next page...

Continued from previous page...

Atom-1	Atom-2	Interatomic distance (Å)	Clash overlap (Å)
1:N:6:ARG:HH22	1:N:47:ASP:CG	2.14	0.51
1:N:167:ASN:CA	1:N:170:ARG:HB2	2.39	0.51
1:A:301:PRO:HG3	2:P:746:LYS:HD3	1.92	0.51
1:B:55:SER:O	1:B:58:GLU:HB2	2.10	0.51
1:B:132:GLU:HB3	1:B:196:GLU:OE2	2.09	0.51
1:B:192:PRO:HD3	2:Z:757:TYR:CD2	2.45	0.51
1:B:258:PHE:O	1:B:268:SER:N	2.39	0.51
1:C:97:TYR:HA	1:C:103:PRO:HA	1.92	0.51
1:D:111:ASN:O	1:D:114:ARG:HB3	2.10	0.51
1:E:5:THR:CG2	1:E:8:ASP:OD1	2.57	0.51
1:E:163:ASP:HA	1:E:166:GLU:HB3	1.92	0.51
1:F:42:LEU:HD12	1:F:46:LEU:HG	1.92	0.51
1:G:28:ILE:HD11	1:G:417:PHE:HB2	1.92	0.51
1:G:132:GLU:OE2	1:G:245:HIS:HD2	1.94	0.51
1:H:129:LEU:HD22	1:H:131:PRO:CD	2.40	0.51
1:H:172:ILE:O	1:H:176:LEU:CD1	2.56	0.51
1:I:312:SER:OG	1:I:368:ILE:O	2.13	0.51
1:J:8:ASP:O	1:J:12:LEU:HB2	2.10	0.51
1:J:303:TYR:CE1	2:2:753:ALA:HB1	2.45	0.51
1:L:26:THR:HG21	1:L:212:GLN:HE21	1.75	0.51
1:L:51:MET:O	1:L:52:PHE:HB3	2.10	0.51
1:M:190:VAL:HG13	1:M:191:ALA:N	2.25	0.51
1:M:421:LYS:O	1:M:424:GLU:HB3	2.10	0.51
1:N:226:GLY:C	1:N:227:LEU:HG	2.31	0.51
2:S:753:ALA:O	2:S:757:TYR:CE1	2.63	0.51
2:W:752:ASN:HA	2:W:755:PHE:CE2	2.46	0.51
1:A:60:PHE:HD1	2:O:755:PHE:CE2	2.28	0.51
1:A:301:PRO:CB	2:P:746:LYS:HD3	2.40	0.51
1:C:83:THR:HG21	1:C:89:VAL:HB	1.92	0.51
1:C:250:LEU:C	1:C:251:PHE:HD1	2.13	0.51
1:C:413:LEU:O	1:C:416:HIS:N	2.43	0.51
1:E:124:PHE:HB3	1:E:251:PHE:O	2.10	0.51
1:E:141:ASP:OD1	1:E:145:GLU:HB2	2.11	0.51
1:E:373:TYR:CD1	2:W:746:LYS:N	2.78	0.51
1:F:60:PHE:HD2	2:X:758:LYS:HG2	1.75	0.51
1:F:293:VAL:HG11	1:F:428:PHE:CG	2.45	0.51
1:H:86:LYS:CD	1:J:174:LEU:HD23	2.33	0.51
1:H:244:MET:H	1:H:338:ASP:HA	1.75	0.51
1:I:22:ARG:HB3	1:I:34:ASN:OD1	2.10	0.51
1:I:344:TYR:O	1:I:348:SER:OG	2.25	0.51
1:J:4:TYR:HB3	1:J:9:ILE:HD11	1.92	0.51

Continued on next page...

Continued from previous page...

Atom-1	Atom-2	Interatomic distance (Å)	Clash overlap (Å)
1:K:18:VAL:HG11	1:K:21:ILE:HD11	1.92	0.51
1:M:100:ASP:O	1:M:102:THR:N	2.43	0.51
1:M:349:VAL:HB	1:M:405:MET:SD	2.51	0.51
2:V:749:GLU:O	2:V:753:ALA:N	2.43	0.51
2:Z:751:GLN:O	2:Z:755:PHE:CD2	2.51	0.51
2:2:759:ASN:O	2:2:760:ARG:CG	2.59	0.51
1:A:22:ARG:CD	1:F:159:LEU:HD21	2.40	0.51
1:B:215:LYS:O	1:B:219:LYS:HB2	2.10	0.51
1:C:41:GLN:NE2	1:I:184:GLU:HA	2.25	0.51
1:C:235:PRO:HG2	1:C:236:LEU:H	1.76	0.51
1:D:112:LEU:HD22	1:D:116:LEU:HG	1.92	0.51
1:E:76:THR:HB	1:E:93:ILE:HB	1.91	0.51
1:F:134:GLU:OE2	1:F:189:GLU:OE1	2.27	0.51
1:F:402:ASN:O	1:F:405:MET:HB2	2.09	0.51
1:G:61:VAL:O	1:G:61:VAL:HG23	2.09	0.51
1:J:6:ARG:NH1	1:J:46:LEU:CB	2.74	0.51
1:J:116:LEU:HD11	1:J:204:ALA:HB3	1.92	0.51
1:J:261:GLU:CD	1:J:261:GLU:H	2.12	0.51
1:J:391:THR:C	1:J:393:ALA:N	2.62	0.51
1:L:20:TYR:OH	1:L:36:GLU:CD	2.49	0.51
1:L:119:MET:HE3	1:L:250:LEU:CD2	2.40	0.51
1:N:34:ASN:ND2	1:N:34:ASN:C	2.62	0.51
1:N:314:GLN:O	1:N:315:ASN:ND2	2.43	0.51
1:N:368:ILE:N	1:N:368:ILE:CD1	2.71	0.51
2:Q:756:ARG:CG	2:Q:756:ARG:NH1	2.71	0.51
2:Z:750:GLY:O	2:Z:753:ALA:N	2.44	0.51
1:A:129:LEU:HD22	1:A:131:PRO:CG	2.33	0.51
1:A:370:ARG:HG3	1:A:371:ASN:N	2.25	0.51
1:A:443:GLN:NE2	2:Q:758:LYS:NZ	2.58	0.51
1:B:3:LYS:HA	1:B:75:ASN:OD1	2.09	0.51
1:B:281:HIS:CD2	1:B:353:ALA:HB1	2.45	0.51
1:C:96:ILE:HG12	1:C:107:ASP:OD1	2.10	0.51
1:D:34:ASN:ND2	1:D:34:ASN:O	2.35	0.51
1:D:96:ILE:HD13	1:D:107:ASP:OD1	2.11	0.51
1:F:91:ARG:NH2	1:F:213:THR:OG1	2.43	0.51
1:F:142:GLU:N	1:F:142:GLU:OE2	2.43	0.51
1:F:172:ILE:HA	1:F:221:ILE:CD1	2.40	0.51
1:G:162:THR:HG23	1:G:164:LEU:HD23	1.91	0.51
1:G:232:MET:HE3	1:I:436:GLU:O	2.11	0.51
1:G:325:SER:OG	1:G:331:ARG:NH1	2.44	0.51
1:J:27:ASP:OD2	1:J:28:ILE:N	2.44	0.51

Continued on next page...

Continued from previous page...

Atom-1	Atom-2	Interatomic distance (Å)	Clash overlap (Å)
1:J:57:ILE:HD11	1:J:96:ILE:HG12	1.90	0.51
1:K:171:ASP:O	1:K:175:GLU:HB2	2.10	0.51
1:L:182:GLU:HB3	1:L:200:LYS:CD	2.36	0.51
1:L:259:PHE:CE2	1:L:261:GLU:OE2	2.63	0.51
1:L:323:PRO:O	1:L:324:ALA:C	2.49	0.51
1:M:421:LYS:O	1:M:424:GLU:N	2.44	0.51
1:N:304:GLU:HA	1:N:316:ARG:HD2	1.93	0.51
2:Q:758:LYS:O	2:Q:758:LYS:HE3	2.10	0.51
1:B:112:LEU:HD22	1:B:116:LEU:HD11	1.92	0.51
1:C:5:THR:HG23	1:C:8:ASP:OD1	2.10	0.51
1:C:351:LEU:HD11	1:C:355:LEU:HD11	1.92	0.51
1:C:359:LYS:NZ	1:C:359:LYS:HB2	2.26	0.51
1:D:52:PHE:C	1:D:52:PHE:HD2	2.14	0.51
1:D:60:PHE:HD2	2:Y:758:LYS:CE	2.24	0.51
1:D:150:LEU:CD1	1:D:192:PRO:O	2.58	0.51
1:E:68:MET:HE1	1:E:104:PHE:CZ	2.45	0.51
1:F:135:PHE:HB3	1:F:231:PHE:CE1	2.45	0.51
1:F:234:LYS:HG3	1:F:234:LYS:O	2.10	0.51
1:F:389:PRO:HB3	1:F:394:GLU:HG2	1.91	0.51
1:G:193:GLY:O	1:G:195:HIS:HD2	1.92	0.51
1:G:430:THR:HG22	1:I:300:VAL:HG21	1.92	0.51
1:H:208:CYS:O	1:H:211:ILE:HB	2.10	0.51
1:I:3:LYS:HE2	1:I:4:TYR:CZ	2.46	0.51
1:J:302:GLY:O	2:2:753:ALA:HB3	2.10	0.51
1:L:37:ILE:HD12	1:L:37:ILE:C	2.30	0.51
1:L:134:GLU:CD	3:L:501:GLN:HG3	2.31	0.51
1:L:243:GLY:HA3	1:L:298:ARG:HH12	1.76	0.51
1:M:202:ALA:HB3	1:M:207:SER:HB2	1.91	0.51
1:M:255:VAL:O	1:M:256:ASN:C	2.48	0.51
1:N:234:LYS:O	1:N:294:ASN:OD1	2.29	0.51
1:A:37:ILE:HG22	1:F:185:ALA:HB2	1.92	0.51
1:A:146:PRO:HB3	1:A:228:HIS:CG	2.46	0.51
1:B:76:THR:O	1:B:78:VAL:HG23	2.09	0.51
1:B:427:MET:SD	2:W:759:ASN:CB	2.99	0.51
1:C:311:TRP:CD1	1:C:367:PRO:HA	2.46	0.51
1:D:62:ARG:CD	2:Y:754:HIS:CE1	2.94	0.51
1:D:164:LEU:HD13	1:F:223:ARG:CZ	2.41	0.51
1:D:315:ASN:O	1:D:318:PRO:HD3	2.11	0.51
1:D:370:ARG:O	1:D:371:ASN:CB	2.58	0.51
1:F:243:GLY:C	1:F:339:PRO:HD3	2.31	0.51
1:F:281:HIS:O	1:F:285:PHE:CD2	2.64	0.51

Continued on next page...

Continued from previous page...

Atom-1	Atom-2	Interatomic distance (Å)	Clash overlap (Å)
1:G:162:THR:O	1:G:166:GLU:HB2	2.11	0.51
1:H:28:ILE:HG23	1:H:29:LEU:HG	1.93	0.51
1:I:91:ARG:HD2	1:I:91:ARG:C	2.31	0.51
1:I:252:LYS:HB2	1:I:252:LYS:HZ1	1.75	0.51
1:I:400:LYS:HD3	1:I:418:ILE:CG2	2.35	0.51
1:J:391:THR:O	1:J:393:ALA:N	2.43	0.51
1:L:303:TYR:CE1	2:S:753:ALA:HB3	2.46	0.51
1:L:391:THR:O	1:L:392:LEU:C	2.50	0.51
1:M:138:PHE:N	1:M:228:HIS:O	2.44	0.51
1:N:302:GLY:HA3	2:V:749:GLU:C	2.31	0.51
2:P:746:LYS:C	2:P:748:LEU:H	2.13	0.51
2:X:752:ASN:HA	2:X:755:PHE:HD2	1.72	0.51
2:Z:749:GLU:HA	2:Z:752:ASN:CB	2.34	0.51
1:A:5:THR:O	1:A:8:ASP:HB2	2.11	0.51
1:A:253:ASN:C	1:A:255:VAL:N	2.64	0.51
1:A:400:LYS:HA	1:A:414:PHE:HZ	1.76	0.51
1:B:91:ARG:NH2	1:B:213:THR:OG1	2.44	0.51
1:B:433:HIS:HB2	1:B:436:GLU:OE1	2.10	0.51
1:C:52:PHE:HE1	1:C:70:LEU:HD13	1.74	0.51
1:D:22:ARG:HD3	1:D:34:ASN:OD1	2.11	0.51
1:D:30:GLY:CA	1:D:342:ASN:HD22	2.24	0.51
1:E:91:ARG:C	1:E:91:ARG:CD	2.76	0.51
1:E:96:ILE:HG22	1:E:104:PHE:HB3	1.93	0.51
1:E:201:TYR:HD2	1:E:201:TYR:C	2.14	0.51
1:F:20:TYR:OH	1:F:36:GLU:HB2	2.10	0.51
1:F:28:ILE:CG2	1:F:29:LEU:N	2.73	0.51
1:F:96:ILE:O	1:F:97:TYR:CD1	2.64	0.51
1:G:323:PRO:CG	1:G:331:ARG:NH2	2.71	0.51
1:G:334:VAL:HG21	1:G:350:LEU:HD22	1.92	0.51
1:G:432:VAL:HG13	1:I:294:ASN:ND2	2.25	0.51
1:H:6:ARG:NH1	1:H:47:ASP:OD1	2.31	0.51
1:H:98:ASN:N	1:H:102:THR:O	2.43	0.51
1:H:129:LEU:HA	1:H:247:ASN:O	2.11	0.51
1:H:248:LEU:O	1:H:331:ARG:CB	2.58	0.51
1:J:109:ARG:NH1	1:J:209:ASP:OD1	2.43	0.51
1:J:392:LEU:O	1:J:396:LEU:HG	2.11	0.51
1:J:415:GLU:HG3	1:J:416:HIS:N	2.24	0.51
1:K:184:GLU:OE2	1:L:44:LYS:HE2	2.11	0.51
1:K:399:PHE:HZ	1:K:409:LEU:HD12	1.76	0.51
1:M:310:ALA:HB1	1:M:368:ILE:CG1	2.13	0.51
1:M:316:ARG:HG2	1:M:373:TYR:CD1	2.46	0.51

Continued on next page...

Continued from previous page...

Atom-1	Atom-2	Interatomic distance (Å)	Clash overlap (Å)
1:M:380:ARG:O	1:M:385:ILE:O	2.28	0.51
1:N:27:ASP:OD2	1:N:27:ASP:C	2.49	0.51
1:N:296:TYR:N	1:N:296:TYR:CD1	2.79	0.51
1:N:349:VAL:HG23	1:N:350:LEU:H	1.74	0.51
1:N:376:SER:O	1:N:380:ARG:CB	2.58	0.51
2:X:749:GLU:HA	2:X:752:ASN:CB	2.39	0.51
1:A:298:ARG:HG2	1:A:298:ARG:O	2.11	0.51
1:B:9:ILE:HA	1:B:12:LEU:HD13	1.92	0.51
1:B:46:LEU:C	1:B:48:ASN:H	2.14	0.51
1:B:391:THR:C	1:B:393:ALA:N	2.63	0.51
1:B:411:GLU:O	1:B:415:GLU:OE2	2.29	0.51
1:C:51:MET:HA	1:C:68:MET:O	2.11	0.51
1:C:136:PHE:CD1	1:C:235:PRO:HG3	2.46	0.51
1:D:233:PRO:O	1:D:241:GLY:HA3	2.10	0.51
1:D:400:LYS:HE2	1:D:418:ILE:HD11	1.93	0.51
1:D:414:PHE:C	1:D:414:PHE:CD2	2.83	0.51
1:E:54:GLY:C	1:E:56:SER:H	2.15	0.51
1:F:188:HIS:HE1	1:F:191:ALA:O	1.94	0.51
1:G:6:ARG:HH22	1:G:47:ASP:CG	2.14	0.51
1:G:129:LEU:HD22	1:G:131:PRO:HG3	1.92	0.51
1:G:237:PHE:CB	1:I:432:VAL:HG23	2.33	0.51
1:G:293:VAL:HG11	1:G:428:PHE:CD1	2.46	0.51
1:H:127:PHE:O	1:H:128:ASN:CG	2.48	0.51
1:H:204:ALA:HB1	1:H:347:LEU:CD2	2.41	0.51
1:H:208:CYS:O	1:H:212:GLN:HG2	2.11	0.51
1:H:372:ILE:HD12	1:H:373:TYR:N	2.26	0.51
1:H:376:SER:O	1:H:380:ARG:HB3	2.10	0.51
1:I:184:GLU:O	1:I:185:ALA:HB2	2.11	0.51
1:J:98:ASN:HD22	1:J:99:PRO:HD3	1.74	0.51
1:J:290:ASN:ND2	1:J:336:SER:O	2.35	0.51
1:J:315:ASN:ND2	1:J:370:ARG:NH1	2.58	0.51
1:K:129:LEU:CD1	1:K:347:LEU:HD11	2.41	0.51
1:L:119:MET:O	1:L:119:MET:HG2	2.11	0.51
1:L:155:GLY:CA	1:L:189:GLU:O	2.59	0.51
1:L:371:ASN:HB3	1:L:374:VAL:HG22	1.92	0.51
1:M:212:GLN:OE1	1:M:343:PRO:HG2	2.11	0.51
1:N:190:VAL:HG23	1:N:194:GLN:OE1	2.10	0.51
1:B:100:ASP:OD2	1:B:100:ASP:N	2.43	0.51
1:B:142:GLU:N	1:B:142:GLU:OE1	2.43	0.51
1:C:136:PHE:CD2	1:C:194:GLN:N	2.79	0.51
1:C:181:PHE:HD2	1:C:183:ILE:HD11	1.75	0.51

Continued on next page...

Continued from previous page...

Atom-1	Atom-2	Interatomic distance (Å)	Clash overlap (Å)
1:C:295:SER:CB	1:C:338:ASP:OD1	2.59	0.51
1:D:20:TYR:HE2	1:D:22:ARG:NH1	2.07	0.51
1:D:175:GLU:OE1	1:F:86:LYS:NZ	2.44	0.51
1:D:315:ASN:HD21	1:D:316:ARG:HE	1.58	0.51
1:D:350:LEU:C	1:D:352:ALA:N	2.60	0.51
1:G:231:PHE:O	1:G:339:PRO:HG2	2.11	0.51
1:H:52:PHE:CD1	1:H:70:LEU:HD13	2.46	0.51
1:H:63:ILE:HD11	2:2:751:GLN:HE21	1.75	0.51
1:I:22:ARG:HE	1:I:89:VAL:HG11	1.76	0.51
1:K:32:ILE:HG23	1:N:159:LEU:HD12	1.93	0.51
1:K:373:TYR:CD1	2:1:747:MET:CG	2.91	0.51
1:L:341:ALA:O	1:L:343:PRO:HD3	2.10	0.51
1:L:419:GLU:O	1:L:423:ILE:HD13	2.11	0.51
1:M:137:LEU:CA	1:M:228:HIS:O	2.59	0.51
1:M:309:VAL:HG22	1:M:386:VAL:H	1.76	0.51
1:N:13:VAL:HG21	1:N:42:LEU:HD21	1.93	0.51
1:N:183:ILE:HD12	1:N:183:ILE:N	2.26	0.51
1:N:297:LYS:O	1:N:300:VAL:HG23	2.10	0.51
2:Y:746:LYS:O	2:Y:747:MET:C	2.50	0.51
1:A:287:ALA:O	1:A:291:PRO:HA	2.10	0.50
1:A:301:PRO:CG	2:P:746:LYS:HD3	2.41	0.50
1:B:63:ILE:CD1	2:W:751:GLN:HE21	2.24	0.50
1:C:165:GLY:O	1:C:168:CYS:N	2.43	0.50
1:D:26:THR:OG1	1:D:212:GLN:NE2	2.43	0.50
1:D:113:LYS:O	1:D:116:LEU:HB2	2.11	0.50
1:E:264:ASP:OD1	1:E:264:ASP:N	2.44	0.50
1:F:96:ILE:HG21	1:F:104:PHE:HD2	1.76	0.50
1:F:271:ALA:O	1:F:275:ILE:HG12	2.12	0.50
1:F:281:HIS:CD2	1:F:402:ASN:HD21	2.28	0.50
1:F:282:ALA:HA	1:F:285:PHE:CZ	2.46	0.50
1:H:237:PHE:CD1	1:H:238:GLY:N	2.79	0.50
1:H:432:VAL:HG23	1:N:237:PHE:HB2	1.93	0.50
1:I:404:VAL:CG2	1:I:405:MET:HE3	2.42	0.50
1:L:160:ALA:O	1:L:162:THR:N	2.44	0.50
1:N:28:ILE:HD13	1:N:28:ILE:C	2.31	0.50
1:N:164:LEU:HD23	1:N:227:LEU:HD21	1.93	0.50
2:R:752:ASN:C	2:R:752:ASN:HD22	2.14	0.50
1:B:112:LEU:O	1:B:113:LYS:C	2.49	0.50
1:B:169:ARG:NH2	1:B:188:HIS:HB2	2.26	0.50
1:D:28:ILE:HD11	1:D:417:PHE:HD1	1.75	0.50
1:D:28:ILE:HG23	1:D:29:LEU:HG	1.94	0.50

Continued on next page...

Continued from previous page...

Atom-1	Atom-2	Interatomic distance (Å)	Clash overlap (Å)
1:D:108:PRO:HB3	1:D:345:LEU:CD2	2.41	0.50
1:D:152:ASP:OD2	1:D:152:ASP:C	2.50	0.50
1:D:282:ALA:HA	1:D:285:PHE:CE2	2.46	0.50
1:E:51:MET:HE3	1:E:67:ASP:HB3	1.94	0.50
1:E:106:GLY:O	1:E:413:LEU:HD21	2.11	0.50
1:E:378:GLU:O	1:E:382:GLU:CG	2.50	0.50
1:F:20:TYR:CZ	1:F:36:GLU:HB2	2.47	0.50
1:F:208:CYS:SG	1:F:347:LEU:HD23	2.51	0.50
1:G:309:VAL:O	1:G:309:VAL:HG12	2.11	0.50
1:H:388:LEU:O	1:H:389:PRO:C	2.49	0.50
1:H:402:ASN:OD1	1:H:404:VAL:HG12	2.10	0.50
1:I:119:MET:O	1:I:119:MET:HG2	2.11	0.50
1:I:258:PHE:O	1:I:330:THR:HG21	2.11	0.50
1:I:353:ALA:HB2	1:I:405:MET:HE1	1.93	0.50
1:J:57:ILE:C	1:J:59:GLY:N	2.62	0.50
1:K:424:GLU:O	1:K:425:TRP:C	2.49	0.50
1:M:82:TRP:HH2	1:M:217:VAL:HG22	1.75	0.50
1:A:154:GLY:HA3	1:A:188:HIS:CE1	2.46	0.50
1:A:189:GLU:CG	1:A:190:VAL:H	2.02	0.50
1:A:317:SER:HA	1:A:335:ARG:NH2	2.27	0.50
1:B:125:SER:OG	1:B:126:ASP:N	2.44	0.50
1:B:377:LYS:HA	1:B:380:ARG:CZ	2.40	0.50
1:C:161:PRO:HD2	1:C:166:GLU:CG	2.22	0.50
1:D:52:PHE:HD2	1:D:53:ASP:N	2.09	0.50
1:D:176:LEU:HD21	1:D:217:VAL:HB	1.93	0.50
1:D:276:ALA:HB2	1:D:364:ALA:HA	1.93	0.50
1:D:380:ARG:C	1:D:382:GLU:N	2.65	0.50
1:E:48:ASN:CB	1:E:71:TYR:CD1	2.91	0.50
1:E:135:PHE:O	1:E:135:PHE:CD2	2.64	0.50
1:E:364:ALA:HB1	1:E:365:PRO:CD	2.41	0.50
1:F:250:LEU:HB2	1:F:258:PHE:HE2	1.74	0.50
1:G:244:MET:H	1:G:338:ASP:HA	1.76	0.50
1:H:124:PHE:CD2	1:H:250:LEU:HD22	2.46	0.50
1:I:35:VAL:CG1	1:I:70:LEU:HD21	2.42	0.50
1:I:234:LYS:HG3	1:I:236:LEU:O	2.12	0.50
1:I:302:GLY:C	2:Q:750:GLY:HA2	2.30	0.50
1:I:418:ILE:O	1:I:422:GLU:HG3	2.12	0.50
1:J:16:GLU:HG2	1:J:79:ILE:HD13	1.93	0.50
1:K:370:ARG:HH22	1:K:373:TYR:HB2	1.76	0.50
1:N:98:ASN:N	1:N:102:THR:O	2.44	0.50
1:N:400:LYS:NZ	1:N:422:GLU:OE2	2.43	0.50

Continued on next page...

Continued from previous page...

Atom-1	Atom-2	Interatomic distance (Å)	Clash overlap (Å)
2:O:751:GLN:HB3	2:O:755:PHE:HE1	1.75	0.50
1:B:338:ASP:OD2	1:B:338:ASP:O	2.29	0.50
1:C:163:ASP:OD1	1:C:167:ASN:HB2	2.12	0.50
1:C:382:GLU:HA	1:C:382:GLU:OE2	2.11	0.50
1:E:201:TYR:C	1:E:201:TYR:CD2	2.85	0.50
1:F:25:PHE:HD1	1:F:57:ILE:HD11	1.77	0.50
1:F:187:HIS:CE1	1:F:196:GLU:OE1	2.64	0.50
1:G:9:ILE:HG13	1:G:74:LEU:CD1	2.41	0.50
1:G:52:PHE:HZ	1:G:96:ILE:HG23	1.77	0.50
1:H:115:ILE:HD11	1:H:408:ALA:O	2.11	0.50
1:H:207:SER:O	1:H:211:ILE:HG12	2.12	0.50
1:I:251:PHE:N	1:I:251:PHE:HD1	2.10	0.50
1:J:316:ARG:HH21	2:2:750:GLY:CA	2.25	0.50
1:J:376:SER:O	1:J:380:ARG:NE	2.44	0.50
1:J:402:ASN:ND2	1:J:405:MET:HG2	2.26	0.50
1:N:170:ARG:O	1:N:173:VAL:N	2.45	0.50
2:O:756:ARG:O	2:O:760:ARG:HG3	2.11	0.50
2:1:747:MET:O	2:1:751:GLN:CG	2.59	0.50
1:B:223:ARG:HG3	1:B:223:ARG:NH1	2.27	0.50
1:B:237:PHE:CD1	1:D:431:GLN:HA	2.47	0.50
1:B:269:GLU:O	1:B:270:THR:C	2.50	0.50
1:C:251:PHE:N	1:C:251:PHE:HD1	2.10	0.50
1:C:282:ALA:HA	1:C:285:PHE:CE2	2.46	0.50
1:C:377:LYS:O	1:C:380:ARG:HG2	2.11	0.50
1:D:217:VAL:O	1:D:221:ILE:CD1	2.60	0.50
1:E:126:ASP:HB2	1:E:251:PHE:HB2	1.94	0.50
1:F:135:PHE:HB3	1:F:231:PHE:CD1	2.47	0.50
1:F:240:ASN:ND2	1:F:303:TYR:O	2.44	0.50
1:G:5:THR:HG22	1:G:8:ASP:CG	2.30	0.50
1:G:300:VAL:HG12	1:G:301:PRO:CD	2.42	0.50
1:H:11:LYS:HE3	1:H:15:GLU:OE1	2.10	0.50
1:H:244:MET:HE1	1:H:341:ALA:HB3	1.91	0.50
1:H:252:LYS:HG2	1:H:257:ALA:HB2	1.92	0.50
1:I:134:GLU:HG2	1:I:189:GLU:HG3	1.92	0.50
1:I:221:ILE:O	1:I:221:ILE:HG22	2.10	0.50
1:I:366:ALA:O	1:I:368:ILE:N	2.44	0.50
1:K:243:GLY:CA	1:K:298:ARG:NH1	2.69	0.50
1:L:221:ILE:O	1:L:221:ILE:CG2	2.59	0.50
1:M:214:PHE:HE2	1:M:231:PHE:HE1	1.58	0.50
1:N:355:LEU:O	1:N:358:ILE:N	2.44	0.50
1:A:373:TYR:CE2	2:P:747:MET:HE3	2.45	0.50

Continued on next page...

Continued from previous page...

Atom-1	Atom-2	Interatomic distance (Å)	Clash overlap (Å)
1:E:68:MET:HG2	1:E:96:ILE:HG23	1.93	0.50
1:E:96:ILE:O	1:E:97:TYR:CD1	2.65	0.50
1:E:202:ALA:HB3	1:E:207:SER:HB2	1.92	0.50
1:E:284:SER:O	1:E:405:MET:HG3	2.10	0.50
1:E:405:MET:O	1:E:408:ALA:HB3	2.12	0.50
1:F:191:ALA:HB1	1:F:192:PRO:HD3	1.93	0.50
1:G:156:TYR:CZ	1:G:157:PHE:CE1	3.00	0.50
1:G:168:CYS:C	1:G:170:ARG:N	2.63	0.50
1:G:285:PHE:HB3	1:G:405:MET:SD	2.52	0.50
1:H:208:CYS:HA	1:H:343:PRO:HB3	1.93	0.50
1:H:302:GLY:HA2	2:Y:750:GLY:HA3	1.93	0.50
1:I:338:ASP:OD2	1:I:338:ASP:C	2.50	0.50
1:J:402:ASN:O	1:J:406:VAL:HG23	2.11	0.50
1:M:19:LYS:HA	1:M:39:VAL:HG11	1.93	0.50
1:M:203:GLY:H	1:M:206:ARG:HB3	1.77	0.50
1:M:296:TYR:N	1:M:296:TYR:CD1	2.79	0.50
1:N:167:ASN:OD1	1:N:170:ARG:CD	2.57	0.50
1:N:315:ASN:ND2	1:N:369:ASP:O	2.45	0.50
2:O:753:ALA:HA	2:O:756:ARG:HD2	1.87	0.50
2:V:749:GLU:HA	2:V:752:ASN:HB3	1.93	0.50
1:A:140:LEU:HD12	1:A:226:GLY:O	2.09	0.50
1:B:64:GLU:O	1:B:66:SER:HB2	2.12	0.50
1:C:63:ILE:C	1:C:64:GLU:HG3	2.32	0.50
1:C:355:LEU:HD23	1:C:358:ILE:HD12	1.93	0.50
1:D:56:SER:HB2	1:H:156:TYR:CD2	2.45	0.50
1:D:162:THR:HG22	1:D:163:ASP:H	1.75	0.50
1:D:345:LEU:O	1:D:346:ALA:C	2.49	0.50
1:E:279:VAL:O	1:E:279:VAL:HG12	2.12	0.50
1:E:362:LEU:N	1:E:362:LEU:HD12	2.26	0.50
1:F:79:ILE:HG13	1:F:90:ALA:HB2	1.93	0.50
1:G:30:GLY:CA	1:G:342:ASN:ND2	2.75	0.50
1:G:84:ALA:HA	1:G:88:LYS:HA	1.92	0.50
1:G:128:ASN:HA	1:G:202:ALA:O	2.10	0.50
1:G:319:LEU:HD11	1:G:336:SER:HB2	1.94	0.50
1:I:359:LYS:HG2	1:I:360:ASN:N	2.25	0.50
1:K:349:VAL:HB	1:K:405:MET:SD	2.51	0.50
1:L:35:VAL:HG12	1:L:70:LEU:HD21	1.94	0.50
1:M:228:HIS:CE1	1:M:230:THR:HB	2.47	0.50
1:M:268:SER:O	1:M:271:ALA:HB3	2.12	0.50
1:M:311:TRP:CD2	1:M:367:PRO:HB3	2.47	0.50
2:T:750:GLY:O	2:T:753:ALA:N	2.45	0.50

Continued on next page...

Continued from previous page...

Atom-1	Atom-2	Interatomic distance (Å)	Clash overlap (Å)
1:A:443:GLN:NE2	2:Q:758:LYS:HZ2	2.10	0.50
1:C:60:PHE:CB	2:Q:758:LYS:HG3	2.32	0.50
1:C:309:VAL:HA	1:C:319:LEU:CD2	2.41	0.50
1:C:371:ASN:OD1	1:C:374:VAL:HG22	2.11	0.50
1:E:138:PHE:O	1:E:228:HIS:N	2.39	0.50
1:E:368:ILE:CG2	1:E:370:ARG:NH2	2.74	0.50
1:G:53:ASP:CG	1:G:65:GLU:HG3	2.32	0.50
1:G:293:VAL:CG2	1:I:440:TYR:OH	2.60	0.50
1:H:186:SER:O	1:H:187:HIS:HB3	2.12	0.50
1:H:214:PHE:CD2	1:H:214:PHE:C	2.84	0.50
1:I:32:ILE:HG23	1:I:32:ILE:O	2.12	0.50
1:J:285:PHE:HB2	1:J:349:VAL:CG2	2.41	0.50
1:J:287:ALA:HB2	1:J:395:ALA:O	2.12	0.50
1:K:42:LEU:O	1:K:45:ALA:HB3	2.11	0.50
1:K:300:VAL:HG13	1:K:301:PRO:HD2	1.93	0.50
1:K:311:TRP:CH2	1:K:367:PRO:HD3	2.47	0.50
1:L:67:ASP:OD2	1:L:67:ASP:N	2.44	0.50
1:M:372:ILE:HG13	1:M:373:TYR:N	2.25	0.50
1:A:68:MET:HG2	1:A:96:ILE:CG2	2.41	0.50
1:A:232:MET:HE3	1:C:440:TYR:HB2	1.93	0.50
1:A:240:ASN:HD22	3:A:501:GLN:HA	1.76	0.50
1:B:34:ASN:O	1:B:34:ASN:CG	2.50	0.50
1:B:189:GLU:OE2	3:B:501:GLN:HG3	2.12	0.50
1:C:212:GLN:OE1	1:C:212:GLN:HA	2.11	0.50
1:C:310:ALA:H	1:C:319:LEU:HB3	1.77	0.50
1:C:319:LEU:O	1:C:319:LEU:HD12	2.11	0.50
1:D:217:VAL:O	1:D:221:ILE:HG13	2.12	0.50
1:D:269:GLU:OE1	1:D:272:LYS:CE	2.55	0.50
1:D:306:PRO:HA	1:D:317:SER:O	2.12	0.50
1:F:100:ASP:OD1	1:F:102:THR:HG22	2.12	0.50
1:G:338:ASP:HB2	1:G:339:PRO:HD2	1.94	0.50
1:H:251:PHE:N	1:H:251:PHE:CD1	2.79	0.50
1:H:252:LYS:O	1:H:253:ASN:CB	2.60	0.50
1:I:393:ALA:C	1:I:395:ALA:N	2.60	0.50
1:J:239:VAL:CA	2:2:757:TYR:OH	2.38	0.50
1:J:284:SER:O	1:J:399:PHE:HD1	1.94	0.50
1:J:373:TYR:CE2	2:2:746:LYS:O	2.65	0.50
1:K:183:ILE:HD11	1:K:197:ILE:HG23	1.94	0.50
1:K:260:ASP:OD2	1:K:263:ALA:HB2	2.12	0.50
1:L:9:ILE:HD12	1:L:74:LEU:HD12	1.94	0.50
1:L:48:ASN:OD1	1:L:71:TYR:CB	2.60	0.50

Continued on next page...

Continued from previous page...

Atom-1	Atom-2	Interatomic distance (Å)	Clash overlap (Å)
1:L:91:ARG:NE	1:L:93:ILE:HG13	2.26	0.50
1:L:316:ARG:HG2	2:S:747:MET:HG2	1.93	0.50
1:N:129:LEU:HD23	1:N:247:ASN:O	2.10	0.50
1:N:310:ALA:HB2	1:N:385:ILE:HG23	1.92	0.50
2:R:750:GLY:O	2:R:753:ALA:HB3	2.12	0.50
2:U:749:GLU:CA	2:U:752:ASN:HB3	2.42	0.50
2:U:751:GLN:HB3	2:U:755:PHE:HE1	1.77	0.50
2:1:758:LYS:O	2:1:758:LYS:CD	2.59	0.50
1:B:8:ASP:O	1:B:12:LEU:CD1	2.59	0.49
1:B:181:PHE:HB3	1:B:183:ILE:CD1	2.42	0.49
1:B:427:MET:CE	2:W:759:ASN:CB	2.82	0.49
1:C:168:CYS:C	1:C:170:ARG:H	2.14	0.49
1:E:405:MET:O	1:E:408:ALA:N	2.45	0.49
1:E:416:HIS:O	1:E:419:GLU:HB3	2.12	0.49
1:I:261:GLU:H	1:I:261:GLU:CD	2.15	0.49
1:J:326:ARG:O	1:J:327:GLY:C	2.50	0.49
1:K:388:LEU:O	1:K:389:PRO:C	2.50	0.49
1:L:178:GLU:N	1:L:178:GLU:CD	2.65	0.49
1:M:63:ILE:O	1:M:64:GLU:HG2	2.12	0.49
1:M:152:ASP:OD2	1:M:154:GLY:N	2.45	0.49
1:M:214:PHE:CE1	1:M:218:VAL:HG22	2.47	0.49
1:N:343:PRO:O	1:N:347:LEU:HB2	2.11	0.49
1:A:206:ARG:HG2	1:A:206:ARG:NH1	2.15	0.49
1:B:167:ASN:O	1:B:171:ASP:HB2	2.12	0.49
1:C:20:TYR:OH	1:C:36:GLU:OE2	2.20	0.49
1:D:111:ASN:ND2	1:D:111:ASN:C	2.65	0.49
1:D:158:ASP:C	1:D:159:LEU:HD12	2.32	0.49
1:D:308:TYR:CE1	1:D:373:TYR:CD1	3.00	0.49
1:E:21:ILE:HD13	1:E:42:LEU:HD13	1.94	0.49
1:E:76:THR:CB	1:E:93:ILE:HB	2.42	0.49
1:F:22:ARG:NH1	1:F:36:GLU:OE1	2.45	0.49
1:F:93:ILE:HG22	1:F:109:ARG:NH2	2.26	0.49
1:F:169:ARG:NH2	1:F:188:HIS:HB2	2.27	0.49
1:G:60:PHE:HD1	2:P:755:PHE:CD2	2.30	0.49
1:G:110:ASN:O	1:G:113:LYS:N	2.45	0.49
1:G:169:ARG:O	1:G:173:VAL:HG23	2.12	0.49
1:G:251:PHE:O	1:G:252:LYS:HB3	2.12	0.49
1:G:345:LEU:CD2	1:G:413:LEU:HD23	2.41	0.49
1:G:372:ILE:HA	1:G:375:MET:HB2	1.94	0.49
1:H:189:GLU:OE1	3:H:501:GLN:OE1	2.30	0.49
1:I:267:LEU:HD21	1:I:326:ARG:NH1	2.27	0.49

Continued on next page...

Continued from previous page...

Atom-1	Atom-2	Interatomic distance (Å)	Clash overlap (Å)
1:I:417:PHE:O	1:I:420:ALA:HB3	2.13	0.49
1:K:343:PRO:O	1:K:347:LEU:HG	2.12	0.49
1:L:83:THR:O	1:L:85:GLU:N	2.45	0.49
1:M:215:LYS:O	1:M:219:LYS:HG3	2.11	0.49
1:N:32:ILE:CD1	1:N:216:LEU:HD22	2.40	0.49
1:N:78:VAL:HB	1:N:91:ARG:NH1	2.26	0.49
1:N:240:ASN:HA	1:N:303:TYR:CD1	2.40	0.49
1:N:316:ARG:NH2	2:V:751:GLN:HG3	2.27	0.49
1:A:223:ARG:HG3	1:A:223:ARG:HH11	1.76	0.49
1:B:285:PHE:CE1	1:B:350:LEU:HD21	2.47	0.49
1:B:432:VAL:HG11	1:D:235:PRO:O	2.11	0.49
1:D:421:LYS:O	1:D:424:GLU:N	2.46	0.49
1:E:82:TRP:CZ3	1:E:220:THR:HG21	2.47	0.49
1:E:84:ALA:HA	1:E:88:LYS:HG2	1.94	0.49
1:G:250:LEU:HD12	1:G:258:PHE:HZ	1.77	0.49
1:H:139:LYS:HA	1:H:227:LEU:HD23	1.93	0.49
1:H:199:PHE:HD1	1:H:199:PHE:H	1.60	0.49
1:I:9:ILE:O	1:I:13:VAL:HG23	2.11	0.49
1:I:21:ILE:HD12	1:I:90:ALA:HB3	1.93	0.49
1:I:277:GLY:HA2	1:I:362:LEU:HD23	1.93	0.49
1:K:325:SER:HB2	1:K:331:ARG:HH11	1.77	0.49
1:L:231:PHE:HB3	1:L:339:PRO:HB2	1.93	0.49
1:L:232:MET:CE	1:M:437:ARG:HA	2.42	0.49
1:L:396:LEU:O	1:L:400:LYS:HB2	2.12	0.49
1:L:422:GLU:O	1:L:426:ASP:HB2	2.12	0.49
1:N:237:PHE:CG	1:N:238:GLY:N	2.80	0.49
1:N:443:GLN:O	1:N:444:TYR:O	2.31	0.49
1:A:184:GLU:HA	1:A:184:GLU:OE2	2.12	0.49
1:A:353:ALA:HB2	1:A:405:MET:CE	2.43	0.49
1:B:18:VAL:CG2	1:B:79:ILE:HD11	2.43	0.49
1:C:316:ARG:HG3	2:R:747:MET:HG2	1.93	0.49
1:D:355:LEU:O	1:D:356:ASP:C	2.50	0.49
1:E:275:ILE:CD1	1:E:322:ILE:HD11	2.41	0.49
1:F:315:ASN:OD1	1:F:316:ARG:N	2.46	0.49
1:F:345:LEU:HD22	1:F:409:LEU:HD23	1.93	0.49
1:G:167:ASN:HD22	1:G:170:ARG:HE	1.60	0.49
1:H:108:PRO:O	1:H:109:ARG:C	2.50	0.49
1:H:302:GLY:C	2:Y:750:GLY:HA2	2.33	0.49
1:K:83:THR:HG21	1:K:89:VAL:HG23	1.95	0.49
1:K:135:PHE:HB3	1:K:231:PHE:CE1	2.48	0.49
1:K:178:GLU:C	1:K:179:MET:HG2	2.31	0.49

Continued on next page...

Continued from previous page...

Atom-1	Atom-2	Interatomic distance (Å)	Clash overlap (Å)
1:K:443:GLN:CB	1:K:444:TYR:CD2	2.94	0.49
1:L:182:GLU:CB	1:L:200:LYS:HD3	2.38	0.49
1:L:427:MET:O	1:L:431:GLN:HG2	2.13	0.49
1:M:135:PHE:HE1	1:M:197:ILE:HD13	1.76	0.49
1:M:302:GLY:O	2:U:750:GLY:HA3	2.12	0.49
1:M:420:ALA:O	1:M:423:ILE:HB	2.12	0.49
1:N:14:LYS:O	1:N:15:GLU:C	2.51	0.49
1:N:91:ARG:O	1:N:92:PHE:CD1	2.66	0.49
1:N:200:LYS:O	1:N:201:TYR:O	2.30	0.49
1:N:371:ASN:O	1:N:374:VAL:HG22	2.12	0.49
2:Z:746:LYS:C	2:Z:749:GLU:H	2.15	0.49
1:B:26:THR:HG21	1:B:212:GLN:NE2	2.28	0.49
1:B:265:LEU:HB3	1:B:267:LEU:HG	1.94	0.49
1:C:82:TRP:O	1:C:83:THR:HG23	2.13	0.49
1:C:291:PRO:HG3	1:C:341:ALA:HA	1.93	0.49
1:D:28:ILE:CG2	1:D:29:LEU:HG	2.42	0.49
1:D:238:GLY:O	2:X:757:TYR:OH	2.30	0.49
1:G:58:GLU:OE2	1:G:416:HIS:CE1	2.65	0.49
1:G:212:GLN:OE1	1:G:343:PRO:HG2	2.12	0.49
1:H:201:TYR:C	1:H:201:TYR:CD1	2.85	0.49
1:J:64:GLU:OE1	1:M:314:GLN:NE2	2.45	0.49
1:J:222:ALA:CB	1:J:229:ALA:HB2	2.43	0.49
1:K:372:ILE:CG1	1:K:373:TYR:N	2.75	0.49
1:L:137:LEU:HD23	1:L:229:ALA:HA	1.93	0.49
1:L:285:PHE:CE1	1:L:350:LEU:HD21	2.48	0.49
1:L:423:ILE:O	1:L:427:MET:HG3	2.11	0.49
1:N:383:ASN:O	1:N:385:ILE:N	2.45	0.49
2:R:749:GLU:O	2:R:753:ALA:N	2.41	0.49
1:A:289:THR:HG21	1:A:350:LEU:HD21	1.93	0.49
1:B:238:GLY:O	1:B:239:VAL:HG22	2.13	0.49
1:B:329:SER:O	1:B:330:THR:C	2.51	0.49
1:B:370:ARG:CD	1:B:370:ARG:H	2.24	0.49
1:C:232:MET:HE2	1:C:294:ASN:ND2	2.28	0.49
1:D:78:VAL:HG21	1:D:91:ARG:NH1	2.27	0.49
1:D:83:THR:CG2	1:D:89:VAL:HG23	2.43	0.49
1:D:127:PHE:CD1	1:D:250:LEU:HG	2.47	0.49
1:D:247:ASN:HB3	1:D:331:ARG:HD2	1.93	0.49
1:E:245:HIS:CG	1:E:335:ARG:HG2	2.48	0.49
1:F:235:PRO:HG2	1:F:236:LEU:N	2.27	0.49
1:F:269:GLU:O	1:F:273:HIS:ND1	2.46	0.49
1:F:347:LEU:O	1:F:351:LEU:N	2.40	0.49

Continued on next page...

Continued from previous page...

Atom-1	Atom-2	Interatomic distance (Å)	Clash overlap (Å)
1:F:405:MET:HA	1:F:405:MET:CE	2.42	0.49
1:G:161:PRO:O	1:G:162:THR:O	2.30	0.49
1:I:267:LEU:CD1	1:I:322:ILE:HD13	2.43	0.49
1:I:355:LEU:O	1:I:356:ASP:C	2.49	0.49
1:K:263:ALA:O	1:K:264:ASP:C	2.51	0.49
1:K:321:ARG:HB3	1:K:333:GLU:HB3	1.93	0.49
1:K:393:ALA:O	1:K:394:GLU:C	2.48	0.49
1:L:285:PHE:HB3	1:L:405:MET:SD	2.52	0.49
1:L:351:LEU:HD23	1:L:352:ALA:N	2.27	0.49
1:L:373:TYR:HD2	2:S:746:LYS:HB2	1.75	0.49
1:N:200:LYS:HG2	1:N:201:TYR:N	2.26	0.49
1:N:422:GLU:O	1:N:423:ILE:C	2.49	0.49
1:A:96:ILE:C	1:A:97:TYR:HD1	2.16	0.49
1:C:12:LEU:O	1:C:16:GLU:HB2	2.12	0.49
1:D:20:TYR:CE1	1:D:36:GLU:HB2	2.48	0.49
1:D:235:PRO:HG2	1:D:236:LEU:N	2.28	0.49
1:D:333:GLU:OE2	1:D:335:ARG:HD3	2.13	0.49
1:E:240:ASN:HD21	1:E:303:TYR:CA	2.25	0.49
1:E:303:TYR:HD1	2:W:753:ALA:CB	2.26	0.49
1:F:17:ASN:HD21	1:F:19:LYS:NZ	2.09	0.49
1:F:172:ILE:HG23	1:F:221:ILE:HD12	1.93	0.49
1:F:260:ASP:HB3	1:F:263:ALA:HB3	1.94	0.49
1:F:303:TYR:O	1:F:304:GLU:CB	2.60	0.49
1:F:346:ALA:O	1:F:347:LEU:C	2.51	0.49
1:G:13:VAL:CG1	1:G:18:VAL:HB	2.37	0.49
1:G:104:PHE:C	1:G:106:GLY:H	2.15	0.49
1:G:232:MET:CE	1:I:436:GLU:O	2.61	0.49
1:G:302:GLY:HA2	2:T:750:GLY:HA3	1.93	0.49
1:H:204:ALA:HB1	1:H:347:LEU:HD21	1.94	0.49
1:I:387:ASP:N	1:I:387:ASP:OD1	2.45	0.49
1:J:27:ASP:OD2	1:J:27:ASP:C	2.51	0.49
1:K:263:ALA:O	1:K:266:GLN:N	2.45	0.49
1:L:9:ILE:CD1	1:L:74:LEU:HD12	2.43	0.49
1:L:134:GLU:OE1	3:L:501:GLN:HG3	2.12	0.49
1:L:249:SER:HA	1:L:258:PHE:CE1	2.47	0.49
1:M:309:VAL:O	1:M:385:ILE:HG23	2.13	0.49
1:N:93:ILE:HD13	1:N:209:ASP:CG	2.33	0.49
2:S:753:ALA:C	2:S:757:TYR:CE1	2.86	0.49
1:B:86:LYS:NZ	1:E:178:GLU:OE1	2.43	0.49
1:B:244:MET:O	1:B:244:MET:CG	2.57	0.49
1:C:9:ILE:O	1:C:12:LEU:HB2	2.12	0.49

Continued on next page...

Continued from previous page...

Atom-1	Atom-2	Interatomic distance (Å)	Clash overlap (Å)
1:C:63:ILE:HG22	1:C:64:GLU:CG	2.43	0.49
1:C:321:ARG:O	1:C:323:PRO:HD3	2.12	0.49
1:D:252:LYS:HB2	1:D:252:LYS:NZ	2.28	0.49
1:E:83:THR:HG23	1:E:83:THR:O	2.11	0.49
1:E:107:ASP:O	1:E:108:PRO:C	2.49	0.49
1:F:171:ASP:OD2	1:F:225:HIS:CE1	2.66	0.49
1:G:114:ARG:HH12	1:G:115:ILE:HD11	1.78	0.49
1:G:156:TYR:CE2	1:G:157:PHE:CD1	3.01	0.49
1:G:172:ILE:CD1	1:G:218:VAL:HA	2.42	0.49
1:G:346:ALA:O	1:G:347:LEU:C	2.50	0.49
1:H:151:ASN:CB	1:H:227:LEU:HD22	2.42	0.49
1:H:342:ASN:HB3	1:H:345:LEU:HB2	1.93	0.49
1:I:443:GLN:NE2	2:P:758:LYS:NZ	2.58	0.49
1:J:151:ASN:CB	1:J:227:LEU:HD13	2.43	0.49
1:J:194:GLN:HE22	1:J:241:GLY:C	2.16	0.49
1:J:311:TRP:HE1	1:J:365:PRO:HD2	1.78	0.49
1:K:35:VAL:CG1	1:K:70:LEU:HD21	2.43	0.49
1:K:310:ALA:HB1	1:K:368:ILE:HG13	1.95	0.49
1:L:28:ILE:CD1	1:L:413:LEU:CD2	2.91	0.49
1:L:54:GLY:HA3	1:L:68:MET:CE	2.43	0.49
1:M:52:PHE:O	1:M:68:MET:N	2.45	0.49
1:N:200:LYS:CG	1:N:201:TYR:N	2.76	0.49
2:Y:749:GLU:HA	2:Y:752:ASN:HB3	1.93	0.49
2:Z:751:GLN:HA	2:Z:754:HIS:HB2	1.95	0.49
1:A:76:THR:O	1:A:78:VAL:HG23	2.13	0.49
1:A:119:MET:SD	1:A:127:PHE:HB2	2.53	0.49
1:A:368:ILE:N	1:A:368:ILE:HD12	2.28	0.49
1:B:124:PHE:CD2	1:B:250:LEU:HD22	2.48	0.49
1:B:321:ARG:O	1:B:333:GLU:N	2.46	0.49
1:C:273:HIS:O	1:C:276:ALA:HB3	2.12	0.49
1:C:377:LYS:CG	1:C:380:ARG:NH1	2.76	0.49
1:D:23:LEU:HD12	1:D:70:LEU:HD23	1.95	0.49
1:D:30:GLY:H	1:D:342:ASN:HD22	1.61	0.49
1:E:38:PRO:O	1:E:40:SER:N	2.46	0.49
1:E:223:ARG:C	1:E:225:HIS:H	2.15	0.49
1:F:26:THR:O	1:F:108:PRO:HG2	2.13	0.49
1:I:48:ASN:ND2	1:I:72:PRO:HD2	2.28	0.49
1:I:239:VAL:O	1:I:240:ASN:O	2.31	0.49
1:I:273:HIS:ND1	1:I:362:LEU:O	2.43	0.49
1:J:298:ARG:NH1	3:J:501:GLN:O	2.46	0.49
1:K:57:ILE:C	1:K:59:GLY:N	2.63	0.49

Continued on next page...

Continued from previous page...

Atom-1	Atom-2	Interatomic distance (Å)	Clash overlap (Å)
1:L:196:GLU:HG2	1:L:198:ASP:OD2	2.13	0.49
1:L:287:ALA:HB2	1:L:395:ALA:CB	2.39	0.49
1:M:97:TYR:CE2	1:M:103:PRO:CB	2.96	0.49
1:M:258:PHE:HZ	1:M:274:PHE:CD1	2.30	0.49
1:M:427:MET:SD	2:T:759:ASN:ND2	2.86	0.49
1:N:112:LEU:HD22	1:N:116:LEU:HD11	1.94	0.49
1:N:129:LEU:CG	1:N:347:LEU:HD21	2.41	0.49
1:N:189:GLU:HB2	1:N:194:GLN:O	2.12	0.49
1:N:235:PRO:CG	1:N:236:LEU:N	2.76	0.49
1:N:351:LEU:O	1:N:354:GLY:N	2.45	0.49
1:B:18:VAL:HG21	1:B:79:ILE:HD11	1.95	0.49
1:C:98:ASN:C	1:C:100:ASP:H	2.16	0.49
1:C:125:SER:HB3	1:C:253:ASN:H	1.78	0.49
1:D:169:ARG:HD3	1:D:186:SER:HB2	1.95	0.49
1:D:308:TYR:HE1	1:D:373:TYR:HD1	1.61	0.49
1:D:314:GLN:OE1	1:D:314:GLN:HA	2.13	0.49
1:E:429:ARG:HG2	1:E:429:ARG:HH11	1.77	0.49
1:H:308:TYR:CE2	1:H:380:ARG:NH1	2.81	0.49
1:H:338:ASP:CB	1:H:339:PRO:HD2	2.42	0.49
1:H:400:LYS:HG2	1:H:418:ILE:CD1	2.43	0.49
1:I:25:PHE:O	1:I:32:ILE:HG13	2.12	0.49
1:J:5:THR:CG2	1:J:6:ARG:N	2.75	0.49
1:J:200:LYS:O	1:J:201:TYR:O	2.30	0.49
1:J:220:THR:HG22	1:J:221:ILE:N	2.28	0.49
1:K:205:VAL:HG23	1:K:206:ARG:N	2.27	0.49
1:K:283:THR:CG2	1:K:398:GLU:OE1	2.61	0.49
1:K:302:GLY:HA3	2:1:750:GLY:CA	2.42	0.49
1:M:175:GLU:HA	1:M:175:GLU:OE2	2.13	0.49
1:M:219:LYS:HE2	1:M:229:ALA:O	2.13	0.49
1:M:360:ASN:O	1:M:361:LYS:HB2	2.13	0.49
1:N:156:TYR:O	1:N:157:PHE:HB2	2.13	0.49
1:N:309:VAL:HA	1:N:319:LEU:CD1	2.43	0.49
1:A:109:ARG:NH1	1:A:209:ASP:OD1	2.46	0.48
1:B:173:VAL:O	1:B:176:LEU:HB2	2.13	0.48
1:B:210:ASP:O	1:B:214:PHE:HB2	2.14	0.48
1:B:323:PRO:HD2	1:B:331:ARG:O	2.13	0.48
1:C:27:ASP:OD1	1:C:33:LYS:HE3	2.13	0.48
1:C:316:ARG:HB3	1:C:316:ARG:CZ	2.43	0.48
1:D:55:SER:O	1:D:62:ARG:CB	2.58	0.48
1:E:245:HIS:CD2	1:E:335:ARG:HG2	2.48	0.48
1:E:316:ARG:CG	2:W:747:MET:HG2	2.41	0.48

Continued on next page...

Continued from previous page...

Atom-1	Atom-2	Interatomic distance (Å)	Clash overlap (Å)
1:F:303:TYR:O	1:F:304:GLU:HB2	2.13	0.48
1:G:189:GLU:OE1	1:G:196:GLU:OE1	2.30	0.48
1:G:345:LEU:HD21	1:G:413:LEU:HD23	1.95	0.48
1:G:437:ARG:O	1:G:441:MET:CB	2.61	0.48
1:H:106:GLY:C	1:H:413:LEU:HD21	2.33	0.48
1:H:234:LYS:NZ	1:H:303:TYR:CE1	2.81	0.48
1:H:363:GLU:O	1:H:364:ALA:C	2.51	0.48
1:I:259:PHE:CE1	1:I:266:GLN:HG2	2.45	0.48
1:J:256:ASN:OD1	1:J:257:ALA:N	2.46	0.48
1:K:60:PHE:C	1:K:62:ARG:H	2.16	0.48
1:L:119:MET:CE	1:L:127:PHE:HB2	2.43	0.48
1:L:318:PRO:HB2	1:L:320:ILE:O	2.13	0.48
1:L:370:ARG:HG2	1:L:371:ASN:N	2.28	0.48
1:M:176:LEU:CB	1:M:183:ILE:HD11	2.43	0.48
1:M:414:PHE:CZ	1:M:418:ILE:CD1	2.77	0.48
1:N:32:ILE:O	1:N:32:ILE:HD13	2.12	0.48
2:T:753:ALA:HA	2:T:756:ARG:HD3	1.95	0.48
1:A:183:ILE:HG12	1:G:38:PRO:HG3	1.95	0.48
1:A:231:PHE:O	1:A:232:MET:C	2.52	0.48
1:B:60:PHE:CE2	2:W:758:LYS:HG3	2.47	0.48
1:B:140:LEU:HD12	1:B:226:GLY:O	2.12	0.48
1:B:402:ASN:OD1	1:B:404:VAL:HG13	2.13	0.48
1:C:134:GLU:CD	1:C:189:GLU:OE1	2.52	0.48
1:C:140:LEU:HD12	1:C:226:GLY:C	2.33	0.48
1:C:434:PRO:O	1:C:437:ARG:N	2.46	0.48
1:D:35:VAL:HG23	1:H:185:ALA:HB1	1.94	0.48
1:D:50:VAL:CG1	1:D:51:MET:N	2.75	0.48
1:E:437:ARG:HH11	1:E:437:ARG:HG3	1.78	0.48
1:F:85:GLU:O	1:F:86:LYS:HB3	2.13	0.48
1:F:169:ARG:HH21	1:F:188:HIS:HD2	1.61	0.48
1:H:52:PHE:CD2	1:H:53:ASP:O	2.66	0.48
1:H:166:GLU:O	1:H:170:ARG:N	2.44	0.48
1:H:251:PHE:CB	1:H:255:VAL:O	2.62	0.48
1:I:323:PRO:HB2	1:I:331:ARG:HH11	1.78	0.48
1:J:149:GLU:C	1:J:150:LEU:O	2.48	0.48
1:K:130:GLY:N	1:K:131:PRO:CD	2.76	0.48
1:L:423:ILE:O	1:L:426:ASP:HB3	2.13	0.48
1:N:168:CYS:C	1:N:170:ARG:H	2.13	0.48
1:N:316:ARG:HH21	2:V:751:GLN:N	2.11	0.48
1:A:141:ASP:OD2	1:A:141:ASP:C	2.52	0.48
1:B:65:GLU:HB3	1:E:321:ARG:HH21	1.78	0.48

Continued on next page...

Continued from previous page...

Atom-1	Atom-2	Interatomic distance (Å)	Clash overlap (Å)
1:B:136:PHE:CE1	1:B:194:GLN:HG3	2.48	0.48
1:B:273:HIS:CE1	1:B:361:LYS:HB3	2.48	0.48
1:C:102:THR:O	1:C:102:THR:HG23	2.12	0.48
1:C:181:PHE:HB3	1:C:183:ILE:HG12	1.94	0.48
1:C:349:VAL:HA	1:C:352:ALA:HB3	1.95	0.48
1:D:31:THR:HG22	1:D:32:ILE:N	2.28	0.48
1:D:282:ALA:HB1	1:D:319:LEU:HD21	1.95	0.48
1:D:405:MET:HA	1:D:408:ALA:HB3	1.94	0.48
1:E:87:GLY:C	1:E:88:LYS:O	2.51	0.48
1:E:150:LEU:HD21	1:E:236:LEU:HD11	1.94	0.48
1:E:287:ALA:HB2	1:E:395:ALA:O	2.13	0.48
1:E:302:GLY:C	2:W:750:GLY:CA	2.82	0.48
1:F:133:PRO:HB3	1:F:244:MET:HG3	1.95	0.48
1:F:365:PRO:O	1:F:367:PRO:CD	2.61	0.48
1:G:137:LEU:HD23	1:G:229:ALA:HA	1.94	0.48
1:G:235:PRO:HG2	1:G:236:LEU:H	1.78	0.48
1:G:297:LYS:O	1:G:300:VAL:HG23	2.13	0.48
1:I:110:ASN:O	1:I:112:LEU:N	2.46	0.48
1:I:156:TYR:CE2	1:I:157:PHE:CE1	3.01	0.48
1:N:141:ASP:HB3	1:N:147:THR:HG21	1.94	0.48
1:N:261:GLU:HA	1:N:266:GLN:HG2	1.94	0.48
1:N:406:VAL:HA	1:N:414:PHE:CD1	2.47	0.48
2:X:746:LYS:O	2:X:749:GLU:N	2.46	0.48
1:A:9:ILE:HD12	1:A:77:PHE:CD1	2.48	0.48
1:A:377:LYS:O	1:A:380:ARG:HG2	2.14	0.48
1:B:285:PHE:HE1	1:B:350:LEU:HD21	1.77	0.48
1:D:303:TYR:CD1	2:X:753:ALA:HB1	2.49	0.48
1:E:91:ARG:HD3	1:E:92:PHE:O	2.14	0.48
1:E:280:LYS:O	1:E:281:HIS:CG	2.66	0.48
1:F:60:PHE:HD2	2:X:758:LYS:CG	2.27	0.48
1:G:127:PHE:CG	1:G:351:LEU:HD13	2.49	0.48
1:G:304:GLU:OE2	3:G:501:GLN:HG2	2.13	0.48
1:G:372:ILE:CG2	1:G:385:ILE:HD13	2.43	0.48
1:H:45:ALA:HA	1:H:50:VAL:CG2	2.42	0.48
1:I:252:LYS:HG3	1:I:252:LYS:O	2.13	0.48
1:J:6:ARG:NH1	1:J:46:LEU:HB3	2.28	0.48
1:K:13:VAL:HA	1:K:18:VAL:HG23	1.94	0.48
1:K:18:VAL:HG11	1:K:21:ILE:CD1	2.44	0.48
1:K:203:GLY:O	1:K:207:SER:N	2.44	0.48
1:L:73:ASP:HB3	1:L:76:THR:HG23	1.96	0.48
1:L:96:ILE:N	1:L:96:ILE:CD1	2.76	0.48

Continued on next page...

Continued from previous page...

Atom-1	Atom-2	Interatomic distance (Å)	Clash overlap (Å)
1:L:274:PHE:CE2	1:L:354:GLY:HA3	2.48	0.48
1:M:24:GLN:OE1	1:M:32:ILE:HG12	2.13	0.48
1:M:378:GLU:O	1:M:381:MET:N	2.44	0.48
1:N:52:PHE:CD1	1:N:70:LEU:HD13	2.47	0.48
1:A:96:ILE:C	1:A:97:TYR:CD1	2.86	0.48
1:A:98:ASN:C	1:A:100:ASP:H	2.17	0.48
1:A:124:PHE:CD2	1:A:250:LEU:HD22	2.48	0.48
1:C:63:ILE:C	1:C:64:GLU:CG	2.82	0.48
1:D:217:VAL:HG12	1:D:221:ILE:HD11	1.96	0.48
1:D:228:HIS:CD2	1:D:229:ALA:N	2.81	0.48
1:E:63:ILE:HB	1:E:64:GLU:HG2	1.95	0.48
1:E:316:ARG:NH2	1:E:372:ILE:HG12	2.29	0.48
1:F:91:ARG:NH2	1:F:93:ILE:HD11	2.29	0.48
1:F:300:VAL:CG1	1:F:301:PRO:HD3	2.43	0.48
1:F:321:ARG:O	1:F:323:PRO:HD3	2.13	0.48
1:G:261:GLU:HB2	1:G:262:ASN:OD1	2.14	0.48
1:H:9:ILE:HG13	1:H:74:LEU:HD12	1.95	0.48
1:L:161:PRO:HG3	1:L:188:HIS:HD2	1.78	0.48
1:L:316:ARG:HE	2:S:747:MET:HG2	1.78	0.48
1:L:391:THR:OG1	1:L:393:ALA:HB3	2.13	0.48
1:M:97:TYR:CD2	1:M:103:PRO:CA	2.96	0.48
1:M:406:VAL:HG13	1:M:414:PHE:CD2	2.49	0.48
1:N:133:PRO:HG3	1:N:199:PHE:HE2	1.78	0.48
1:N:159:LEU:C	1:N:161:PRO:HD2	2.33	0.48
1:N:169:ARG:CG	1:N:195:HIS:ND1	2.77	0.48
1:N:300:VAL:HG12	1:N:301:PRO:HD2	1.96	0.48
1:A:232:MET:CE	1:C:440:TYR:HB2	2.43	0.48
1:A:279:VAL:O	1:A:279:VAL:HG12	2.13	0.48
1:A:342:ASN:HB3	1:A:345:LEU:HB2	1.94	0.48
1:B:77:PHE:CE1	1:B:90:ALA:HB1	2.47	0.48
1:B:252:LYS:HE3	1:B:252:LYS:HB2	1.57	0.48
1:C:37:ILE:HG13	1:C:37:ILE:O	2.13	0.48
1:C:42:LEU:HA	1:C:45:ALA:HB3	1.96	0.48
1:C:379:GLU:O	1:C:382:GLU:HG2	2.13	0.48
1:D:117:LYS:C	1:D:119:MET:N	2.66	0.48
1:E:63:ILE:HG22	1:E:64:GLU:HG2	1.95	0.48
1:F:9:ILE:HD12	1:F:9:ILE:N	2.28	0.48
1:F:9:ILE:HG12	1:F:74:LEU:HD12	1.96	0.48
1:F:91:ARG:NE	1:F:93:ILE:CD1	2.76	0.48
1:G:184:GLU:H	1:G:199:PHE:HA	1.78	0.48
1:G:317:SER:HB2	1:G:373:TYR:OH	2.13	0.48

Continued on next page...

Continued from previous page...

Atom-1	Atom-2	Interatomic distance (Å)	Clash overlap (Å)
1:H:52:PHE:CE1	1:H:70:LEU:CD1	2.96	0.48
1:I:231:PHE:HB3	1:I:339:PRO:CB	2.38	0.48
1:I:302:GLY:CA	2:Q:750:GLY:CA	2.91	0.48
1:J:38:PRO:C	1:J:40:SER:N	2.66	0.48
1:J:197:ILE:HD12	1:J:214:PHE:HZ	1.78	0.48
1:J:308:TYR:O	1:J:319:LEU:HB2	2.13	0.48
1:L:345:LEU:HD22	1:L:409:LEU:CD2	2.42	0.48
1:M:24:GLN:OE1	1:M:32:ILE:CD1	2.61	0.48
1:M:120:GLU:O	1:M:122:LEU:N	2.46	0.48
1:M:231:PHE:CD2	1:M:231:PHE:N	2.80	0.48
1:N:300:VAL:HG13	1:N:301:PRO:HD2	1.95	0.48
2:S:746:LYS:C	2:S:748:LEU:H	2.17	0.48
1:B:116:LEU:O	1:B:117:LYS:C	2.52	0.48
1:B:298:ARG:O	1:B:298:ARG:HG2	2.14	0.48
1:C:309:VAL:HG13	1:C:319:LEU:HD23	1.94	0.48
1:D:131:PRO:HD2	1:D:199:PHE:HD1	1.78	0.48
1:E:34:ASN:ND2	1:E:34:ASN:C	2.66	0.48
1:E:75:ASN:C	1:E:77:PHE:H	2.15	0.48
1:E:128:ASN:O	1:E:248:LEU:HA	2.13	0.48
1:E:246:CYS:O	1:E:248:LEU:HG	2.14	0.48
1:F:249:SER:O	1:F:251:PHE:CD1	2.67	0.48
1:F:316:ARG:HG2	2:O:747:MET:HE3	1.95	0.48
1:G:64:GLU:O	1:G:65:GLU:C	2.52	0.48
1:G:435:TRP:O	1:G:439:GLN:HG2	2.13	0.48
1:I:247:ASN:HB3	1:I:331:ARG:HG3	1.96	0.48
1:J:289:THR:O	1:J:337:VAL:HA	2.14	0.48
1:J:370:ARG:NH2	1:J:373:TYR:H	2.12	0.48
1:K:47:ASP:O	1:K:48:ASN:HB2	2.14	0.48
1:M:232:MET:CE	1:M:294:ASN:ND2	2.77	0.48
1:N:168:CYS:O	1:N:170:ARG:N	2.47	0.48
1:N:315:ASN:O	1:N:318:PRO:CD	2.62	0.48
2:W:753:ALA:O	2:W:756:ARG:HG2	2.13	0.48
1:A:428:PHE:CG	1:A:428:PHE:O	2.67	0.48
1:B:6:ARG:HG2	1:B:10:GLU:OE1	2.12	0.48
1:C:196:GLU:HG2	1:C:197:ILE:N	2.29	0.48
1:D:20:TYR:CZ	1:D:36:GLU:HB2	2.49	0.48
1:D:60:PHE:CE1	2:Y:755:PHE:CE2	3.01	0.48
1:D:252:LYS:O	1:D:253:ASN:HB2	2.13	0.48
1:E:127:PHE:CE2	1:E:351:LEU:HD22	2.49	0.48
1:E:292:THR:HB	1:F:440:TYR:CE1	2.49	0.48
1:E:342:ASN:O	1:E:343:PRO:C	2.51	0.48

Continued on next page...

Continued from previous page...

Atom-1	Atom-2	Interatomic distance (Å)	Clash overlap (Å)
1:F:380:ARG:CZ	1:F:380:ARG:HB2	2.44	0.48
1:G:250:LEU:HB2	1:G:258:PHE:CE2	2.48	0.48
1:G:260:ASP:OD1	1:G:263:ALA:CB	2.62	0.48
1:H:63:ILE:CD1	2:2:751:GLN:HE21	2.27	0.48
1:H:172:ILE:HG21	1:H:218:VAL:HG23	1.96	0.48
1:H:414:PHE:O	1:H:417:PHE:HB3	2.14	0.48
1:I:57:ILE:C	1:I:59:GLY:H	2.17	0.48
1:I:166:GLU:HG2	1:I:167:ASN:H	1.78	0.48
1:J:61:VAL:HG23	1:J:61:VAL:O	2.14	0.48
1:K:291:PRO:HG3	1:K:341:ALA:HA	1.94	0.48
1:M:91:ARG:NH2	1:M:213:THR:OG1	2.47	0.48
1:M:345:LEU:HD21	1:M:413:LEU:CD1	2.44	0.48
1:M:351:LEU:O	1:M:355:LEU:HG	2.14	0.48
1:N:91:ARG:HD2	1:N:92:PHE:N	2.27	0.48
1:N:168:CYS:O	1:N:169:ARG:C	2.52	0.48
1:N:386:VAL:HG12	1:N:387:ASP:O	2.13	0.48
2:P:753:ALA:HA	2:P:756:ARG:HD2	1.94	0.48
1:B:403:GLU:O	1:B:406:VAL:HB	2.13	0.48
1:C:333:GLU:HG2	1:C:335:ARG:HG2	1.95	0.48
1:E:308:TYR:HD2	1:E:387:ASP:HB3	1.77	0.48
1:E:370:ARG:H	1:E:370:ARG:NE	2.07	0.48
1:F:35:VAL:HG22	1:F:35:VAL:O	2.14	0.48
1:G:25:PHE:CE1	1:G:33:LYS:HB2	2.49	0.48
1:H:173:VAL:HG12	1:H:174:LEU:CD1	2.43	0.48
1:H:277:GLY:HA2	1:H:362:LEU:HD22	1.95	0.48
1:I:48:ASN:HB3	1:I:71:TYR:CE1	2.48	0.48
1:J:138:PHE:HB3	1:J:147:THR:O	2.14	0.48
1:J:286:THR:HG21	1:J:389:PRO:HD2	1.94	0.48
1:J:368:ILE:HG21	1:J:372:ILE:HG21	1.95	0.48
1:K:118:GLU:O	1:K:121:ASP:HB2	2.13	0.48
1:L:25:PHE:HD1	1:L:57:ILE:HD11	1.78	0.48
1:L:175:GLU:HG3	1:L:221:ILE:HD13	1.96	0.48
1:M:20:TYR:OH	1:M:36:GLU:HG3	2.14	0.48
1:M:265:LEU:O	1:M:326:ARG:NH1	2.46	0.48
1:N:189:GLU:OE1	1:N:196:GLU:OE1	2.32	0.48
1:B:302:GLY:HA2	2:Z:750:GLY:CA	2.44	0.48
1:B:441:MET:CE	1:D:138:PHE:CD1	2.96	0.48
1:C:258:PHE:O	1:C:267:LEU:HD23	2.14	0.48
1:C:419:GLU:O	1:C:423:ILE:HG12	2.14	0.48
1:E:24:GLN:HE21	1:E:91:ARG:CD	2.27	0.48
1:E:115:ILE:O	1:E:115:ILE:CG2	2.62	0.48

Continued on next page...

Continued from previous page...

Atom-1	Atom-2	Interatomic distance (Å)	Clash overlap (Å)
1:F:371:ASN:HB3	1:F:374:VAL:CG1	2.43	0.48
1:G:234:LYS:HD3	1:G:298:ARG:HA	1.96	0.48
1:H:18:VAL:HG11	1:H:21:ILE:CD1	2.44	0.48
1:H:102:THR:HG23	1:H:103:PRO:HD2	1.96	0.48
1:H:244:MET:O	1:H:337:VAL:CG1	2.61	0.48
1:I:38:PRO:HG2	1:L:183:ILE:CG1	2.44	0.48
1:J:184:GLU:OE2	1:J:200:LYS:HB3	2.13	0.48
1:K:107:ASP:OD1	1:K:108:PRO:HD2	2.14	0.48
1:K:136:PHE:CE1	1:K:235:PRO:CG	2.97	0.48
1:L:28:ILE:CD1	1:L:413:LEU:HD23	2.44	0.48
1:L:34:ASN:ND2	1:L:34:ASN:C	2.66	0.48
1:L:96:ILE:C	1:L:97:TYR:CD1	2.87	0.48
1:L:432:VAL:HG12	1:L:437:ARG:NH1	2.29	0.48
1:M:190:VAL:CG1	1:M:191:ALA:N	2.76	0.48
2:Q:748:LEU:O	2:Q:748:LEU:HD22	2.14	0.48
2:Y:758:LYS:HB3	2:Y:758:LYS:HE3	1.72	0.48
1:A:57:ILE:HD11	1:A:96:ILE:HD11	1.95	0.47
1:A:127:PHE:HE1	1:A:274:PHE:CZ	2.32	0.47
1:A:163:ASP:HB3	1:G:83:THR:HG23	1.85	0.47
1:A:293:VAL:HG23	1:C:440:TYR:OH	2.14	0.47
1:A:351:LEU:O	1:A:355:LEU:N	2.40	0.47
1:B:282:ALA:HB1	1:B:309:VAL:HG22	1.96	0.47
1:B:368:ILE:HG23	1:B:369:ASP:H	1.79	0.47
1:C:51:MET:SD	1:C:69:TYR:CE1	3.07	0.47
1:C:338:ASP:O	1:C:340:ALA:N	2.47	0.47
1:C:406:VAL:HG23	1:C:407:LYS:N	2.29	0.47
1:D:251:PHE:CD1	1:D:251:PHE:N	2.82	0.47
1:E:26:THR:HG22	1:E:27:ASP:O	2.14	0.47
1:E:264:ASP:O	1:E:265:LEU:HB2	2.13	0.47
1:E:292:THR:CG2	1:F:444:TYR:CZ	2.97	0.47
1:F:92:PHE:N	1:F:92:PHE:CD1	2.81	0.47
1:F:175:GLU:O	1:F:179:MET:HG3	2.14	0.47
1:F:359:LYS:C	1:F:361:LYS:H	2.16	0.47
1:F:376:SER:O	1:F:380:ARG:HB2	2.14	0.47
1:G:10:GLU:O	1:G:13:VAL:N	2.47	0.47
1:H:173:VAL:HG12	1:H:174:LEU:HD13	1.96	0.47
1:J:139:LYS:HD2	1:J:149:GLU:CD	2.34	0.47
1:K:51:MET:HA	1:K:68:MET:O	2.13	0.47
1:K:400:LYS:HD3	1:K:418:ILE:HG21	1.95	0.47
1:L:370:ARG:CG	1:L:371:ASN:H	2.26	0.47
1:M:168:CYS:C	1:M:170:ARG:N	2.68	0.47

Continued on next page...

Continued from previous page...

Atom-1	Atom-2	Interatomic distance (Å)	Clash overlap (Å)
1:M:244:MET:SD	1:M:339:PRO:HA	2.54	0.47
1:N:58:GLU:O	1:N:61:VAL:HG22	2.14	0.47
1:N:156:TYR:CE2	1:N:157:PHE:HE1	2.32	0.47
1:N:250:LEU:HB2	1:N:258:PHE:CZ	2.49	0.47
2:W:748:LEU:HD13	2:W:748:LEU:C	2.33	0.47
2:Y:751:GLN:O	2:Y:754:HIS:N	2.46	0.47
1:A:156:TYR:CZ	1:A:157:PHE:CE1	3.01	0.47
1:A:168:CYS:SG	1:A:172:ILE:HG12	2.54	0.47
1:B:20:TYR:CD1	1:E:174:LEU:HD11	2.49	0.47
1:C:273:HIS:CD2	1:C:361:LYS:HA	2.48	0.47
1:D:51:MET:SD	1:D:69:TYR:CE2	3.06	0.47
1:E:9:ILE:HG13	1:E:74:LEU:CD1	2.44	0.47
1:E:275:ILE:HD13	1:E:332:VAL:CG1	2.44	0.47
1:F:4:TYR:HB3	1:F:9:ILE:CD1	2.44	0.47
1:G:52:PHE:CZ	1:G:96:ILE:HG23	2.48	0.47
1:G:244:MET:O	1:G:337:VAL:HB	2.14	0.47
1:G:320:ILE:HG23	1:G:332:VAL:HG12	1.95	0.47
1:H:281:HIS:HD2	1:H:353:ALA:CB	2.26	0.47
1:I:215:LYS:HA	1:I:231:PHE:HE2	1.72	0.47
1:I:377:LYS:HE3	1:I:387:ASP:OD2	2.14	0.47
1:J:140:LEU:HD12	1:J:226:GLY:C	2.35	0.47
1:J:293:VAL:HG11	1:J:428:PHE:CE2	2.49	0.47
1:K:328:ILE:HD12	1:K:328:ILE:N	2.29	0.47
1:L:34:ASN:C	1:L:34:ASN:HD22	2.14	0.47
1:L:381:MET:HE2	1:L:386:VAL:HA	1.95	0.47
1:M:6:ARG:O	1:M:10:GLU:HG3	2.13	0.47
1:M:46:LEU:HD11	1:M:74:LEU:HD11	1.96	0.47
2:X:747:MET:O	2:X:750:GLY:CA	2.62	0.47
1:A:163:ASP:HA	1:A:170:ARG:CZ	2.27	0.47
1:A:436:GLU:O	1:C:232:MET:CE	2.62	0.47
1:B:56:SER:HB3	1:E:156:TYR:CE2	2.49	0.47
1:B:163:ASP:H	1:B:166:GLU:HB2	1.80	0.47
1:B:441:MET:CE	1:D:138:PHE:HD1	2.27	0.47
1:C:100:ASP:OD1	1:C:102:THR:HG22	2.14	0.47
1:C:112:LEU:HD13	1:C:205:VAL:HG13	1.96	0.47
1:D:150:LEU:HD13	1:D:192:PRO:C	2.34	0.47
1:D:246:CYS:O	1:D:333:GLU:HA	2.13	0.47
1:E:83:THR:HG21	1:E:89:VAL:HB	1.95	0.47
1:E:433:HIS:HB3	1:E:434:PRO:CD	2.44	0.47
1:F:6:ARG:HG3	1:F:10:GLU:OE1	2.15	0.47
1:F:91:ARG:C	1:F:91:ARG:CD	2.82	0.47

Continued on next page...

Continued from previous page...

Atom-1	Atom-2	Interatomic distance (Å)	Clash overlap (Å)
1:F:375:MET:HB3	1:F:379:GLU:CD	2.34	0.47
1:G:114:ARG:NH1	1:G:114:ARG:HG2	2.29	0.47
1:G:119:MET:CE	1:G:250:LEU:HD23	2.44	0.47
1:H:261:GLU:H	1:H:261:GLU:CD	2.16	0.47
1:H:302:GLY:CA	2:Y:750:GLY:CA	2.92	0.47
1:H:337:VAL:CG1	1:H:338:ASP:N	2.77	0.47
1:I:21:ILE:HD13	1:I:90:ALA:HB3	1.96	0.47
1:I:95:ASP:OD1	1:I:109:ARG:HD3	2.14	0.47
1:I:131:PRO:HG2	1:I:211:ILE:CD1	2.32	0.47
1:I:169:ARG:HH22	1:I:188:HIS:HB2	1.79	0.47
1:I:338:ASP:OD2	1:I:340:ALA:HB3	2.15	0.47
1:J:184:GLU:O	1:J:185:ALA:HB2	2.14	0.47
1:K:39:VAL:O	1:K:39:VAL:HG22	2.14	0.47
1:M:338:ASP:HB2	1:M:339:PRO:HD2	1.95	0.47
1:M:375:MET:O	1:M:376:SER:HB2	2.14	0.47
1:N:169:ARG:HE	1:N:195:HIS:CE1	2.31	0.47
2:Q:751:GLN:NE2	2:Q:751:GLN:HA	2.29	0.47
2:S:746:LYS:C	2:S:748:LEU:N	2.67	0.47
2:1:749:GLU:C	2:1:752:ASN:HB3	2.33	0.47
1:A:288:VAL:CG1	1:A:289:THR:N	2.77	0.47
1:B:213:THR:O	1:B:217:VAL:HG23	2.14	0.47
1:B:285:PHE:CE1	1:B:350:LEU:HD23	2.49	0.47
1:C:54:GLY:C	1:C:56:SER:H	2.15	0.47
1:C:60:PHE:CD1	2:Q:755:PHE:CE2	3.02	0.47
1:D:27:ASP:OD1	1:D:31:THR:HB	2.13	0.47
1:D:91:ARG:O	1:D:91:ARG:CD	2.63	0.47
1:D:194:GLN:O	1:D:195:HIS:CD2	2.68	0.47
1:D:357:GLY:HA2	1:D:362:LEU:HD23	1.96	0.47
1:E:20:TYR:HB3	1:E:89:VAL:HG13	1.95	0.47
1:E:96:ILE:CG2	1:E:104:PHE:CB	2.92	0.47
1:F:38:PRO:O	1:F:40:SER:N	2.48	0.47
1:F:145:GLU:O	1:F:146:PRO:C	2.51	0.47
1:G:119:MET:HE2	1:G:250:LEU:CD2	2.45	0.47
1:H:251:PHE:N	1:H:251:PHE:HD1	2.12	0.47
1:I:136:PHE:CE2	1:I:194:GLN:HB2	2.49	0.47
1:J:50:VAL:CG1	1:J:51:MET:N	2.77	0.47
1:J:117:LYS:O	1:J:118:GLU:C	2.52	0.47
1:J:211:ILE:O	1:J:214:PHE:HB3	2.14	0.47
1:J:436:GLU:O	1:K:232:MET:HE3	2.14	0.47
1:L:301:PRO:HB3	2:S:746:LYS:HD3	1.94	0.47
1:L:383:ASN:O	1:L:385:ILE:N	2.41	0.47

Continued on next page...

Continued from previous page...

Atom-1	Atom-2	Interatomic distance (Å)	Clash overlap (Å)
1:L:437:ARG:NH1	1:M:235:PRO:O	2.44	0.47
1:M:76:THR:O	1:M:91:ARG:NH1	2.48	0.47
1:M:138:PHE:O	1:M:228:HIS:N	2.33	0.47
1:M:189:GLU:CB	1:M:194:GLN:HB3	2.41	0.47
1:M:259:PHE:CD2	1:M:327:GLY:HA2	2.49	0.47
1:M:381:MET:HE2	1:M:385:ILE:O	2.14	0.47
1:N:55:SER:OG	1:N:62:ARG:CB	2.63	0.47
1:N:283:THR:HG22	1:N:388:LEU:HA	1.96	0.47
1:N:297:LYS:O	1:N:300:VAL:CG2	2.63	0.47
1:A:34:ASN:OD1	1:F:159:LEU:HD22	2.14	0.47
1:A:64:GLU:C	1:A:65:GLU:O	2.48	0.47
1:A:435:TRP:HZ3	1:C:293:VAL:HG21	1.80	0.47
1:B:368:ILE:CG2	1:B:369:ASP:H	2.24	0.47
1:C:85:GLU:H	1:C:85:GLU:HG3	1.51	0.47
1:C:113:LYS:H	1:C:113:LYS:HG2	1.40	0.47
1:C:208:CYS:SG	1:C:347:LEU:HD23	2.54	0.47
1:C:405:MET:O	1:C:406:VAL:C	2.52	0.47
1:D:181:PHE:HB3	1:D:183:ILE:CG1	2.42	0.47
1:D:194:GLN:O	1:D:195:HIS:CG	2.67	0.47
1:D:380:ARG:O	1:D:382:GLU:N	2.48	0.47
1:E:23:LEU:HD11	1:E:37:ILE:HD13	1.96	0.47
1:E:402:ASN:OD1	1:E:402:ASN:O	2.31	0.47
1:F:259:PHE:HD1	1:F:327:GLY:H	1.61	0.47
1:G:23:LEU:HB2	1:G:35:VAL:HG13	1.97	0.47
1:G:300:VAL:CG1	1:G:301:PRO:CD	2.90	0.47
1:H:252:LYS:O	1:H:253:ASN:HB2	2.14	0.47
1:H:281:HIS:O	1:H:285:PHE:HD2	1.93	0.47
1:I:45:ALA:HA	1:I:50:VAL:CG2	2.41	0.47
1:I:343:PRO:O	1:I:347:LEU:HB2	2.14	0.47
1:J:13:VAL:HG21	1:J:42:LEU:CD2	2.44	0.47
1:J:19:LYS:CD	1:J:87:GLY:HA3	2.44	0.47
1:J:312:SER:OG	1:J:315:ASN:HB2	2.14	0.47
1:J:345:LEU:HD22	1:J:409:LEU:CD2	2.42	0.47
1:K:167:ASN:HD22	1:K:170:ARG:NH1	2.12	0.47
1:K:214:PHE:CE1	1:K:218:VAL:CG2	2.97	0.47
1:K:286:THR:CG2	1:K:296:TYR:OH	2.63	0.47
1:K:323:PRO:HB2	1:K:331:ARG:NH1	2.28	0.47
1:L:53:ASP:OD2	1:L:65:GLU:HA	2.14	0.47
1:M:286:THR:HG23	1:M:296:TYR:OH	2.14	0.47
1:N:252:LYS:O	1:N:253:ASN:CG	2.53	0.47
1:N:338:ASP:OD2	1:N:338:ASP:C	2.53	0.47

Continued on next page...

Continued from previous page...

Atom-1	Atom-2	Interatomic distance (Å)	Clash overlap (Å)
2:O:753:ALA:C	2:O:756:ARG:HG2	2.34	0.47
1:A:60:PHE:CD1	1:A:61:VAL:HG13	2.50	0.47
1:B:109:ARG:HA	1:B:344:TYR:CD2	2.50	0.47
1:B:212:GLN:OE1	1:B:212:GLN:CA	2.57	0.47
1:C:244:MET:HB2	1:C:339:PRO:HD3	1.95	0.47
1:D:31:THR:HG22	1:D:32:ILE:H	1.80	0.47
1:D:252:LYS:O	1:D:253:ASN:CB	2.63	0.47
1:D:396:LEU:O	1:D:399:PHE:HB3	2.15	0.47
1:E:128:ASN:HA	1:E:202:ALA:O	2.14	0.47
1:E:322:ILE:O	1:E:323:PRO:C	2.51	0.47
1:F:291:PRO:HD3	1:F:341:ALA:HB2	1.96	0.47
1:F:310:ALA:HB1	1:F:368:ILE:HG13	1.96	0.47
1:F:410:GLY:O	1:F:412:HIS:N	2.47	0.47
1:H:78:VAL:HG12	1:H:79:ILE:N	2.30	0.47
1:I:380:ARG:O	1:I:385:ILE:HB	2.14	0.47
1:I:389:PRO:HB3	1:I:395:ALA:HA	1.97	0.47
1:I:418:ILE:CG2	1:I:422:GLU:OE2	2.63	0.47
1:J:5:THR:CG2	1:J:6:ARG:H	2.27	0.47
1:J:427:MET:O	1:K:435:TRP:CZ2	2.68	0.47
1:K:158:ASP:HA	1:L:33:LYS:HG2	1.97	0.47
1:K:239:VAL:HG13	2:1:757:TYR:CE2	2.50	0.47
1:L:20:TYR:OH	1:L:36:GLU:OE2	2.31	0.47
1:L:26:THR:CG2	1:L:212:GLN:NE2	2.78	0.47
1:L:28:ILE:HG23	1:L:29:LEU:HG	1.97	0.47
1:L:290:ASN:HA	1:L:338:ASP:OD2	2.15	0.47
1:L:436:GLU:CD	1:M:297:LYS:NZ	2.68	0.47
1:M:261:GLU:OE1	1:M:262:ASN:ND2	2.48	0.47
1:N:55:SER:O	1:N:62:ARG:HB3	2.14	0.47
1:N:306:PRO:HB3	1:N:319:LEU:HA	1.96	0.47
1:N:319:LEU:HD22	1:N:320:ILE:HD11	1.95	0.47
1:N:371:ASN:C	1:N:374:VAL:HG22	2.35	0.47
1:N:405:MET:O	1:N:406:VAL:C	2.53	0.47
2:O:752:ASN:O	2:O:752:ASN:ND2	2.46	0.47
1:A:60:PHE:HD1	2:O:755:PHE:HE2	1.62	0.47
1:B:191:ALA:HA	1:B:192:PRO:HD3	1.80	0.47
1:B:427:MET:HE2	1:D:435:TRP:CZ2	2.44	0.47
1:C:7:GLU:H	1:C:7:GLU:HG2	1.42	0.47
1:C:34:ASN:C	1:C:34:ASN:ND2	2.63	0.47
1:C:134:GLU:HG2	1:C:196:GLU:HB2	1.96	0.47
1:C:191:ALA:HB3	1:C:194:GLN:OE1	2.15	0.47
1:C:311:TRP:NE1	1:C:367:PRO:HA	2.29	0.47

Continued on next page...

Continued from previous page...

Atom-1	Atom-2	Interatomic distance (Å)	Clash overlap (Å)
1:D:36:GLU:H	1:D:36:GLU:HG2	1.59	0.47
1:D:60:PHE:CD2	2:Y:758:LYS:CE	2.98	0.47
1:D:62:ARG:CD	2:Y:754:HIS:HE1	2.27	0.47
1:D:399:PHE:CE1	1:D:405:MET:HB3	2.50	0.47
1:E:9:ILE:O	1:E:12:LEU:N	2.44	0.47
1:E:82:TRP:CZ2	1:E:220:THR:HG21	2.49	0.47
1:E:234:LYS:NZ	1:E:239:VAL:O	2.41	0.47
1:E:390:ALA:O	1:E:391:THR:HG23	2.15	0.47
1:F:4:TYR:CE2	1:F:12:LEU:HD11	2.50	0.47
1:F:9:ILE:O	1:F:12:LEU:HB2	2.14	0.47
1:F:112:LEU:HD13	1:F:205:VAL:HG13	1.97	0.47
1:F:315:ASN:HD22	1:F:369:ASP:HA	1.78	0.47
1:F:316:ARG:CG	2:O:747:MET:CE	2.92	0.47
1:F:351:LEU:O	1:F:355:LEU:HG	2.13	0.47
1:G:130:GLY:O	1:G:247:ASN:HB2	2.14	0.47
1:G:170:ARG:HD3	1:M:20:TYR:CD2	2.49	0.47
1:G:379:GLU:O	1:G:382:GLU:CG	2.63	0.47
1:G:382:GLU:HG3	1:G:383:ASN:HD21	1.79	0.47
1:H:167:ASN:OD1	1:H:170:ARG:HD2	2.15	0.47
1:H:170:ARG:O	1:H:173:VAL:N	2.36	0.47
1:I:112:LEU:O	1:I:115:ILE:N	2.46	0.47
1:J:33:LYS:HB3	1:M:157:PHE:O	2.15	0.47
1:L:22:ARG:HD3	1:L:34:ASN:OD1	2.14	0.47
1:L:61:VAL:HG23	1:L:416:HIS:HD2	1.79	0.47
1:M:7:GLU:CG	1:M:8:ASP:N	2.78	0.47
1:M:82:TRP:CH2	1:M:217:VAL:HG22	2.50	0.47
1:M:139:LYS:HB2	1:M:149:GLU:HB3	1.96	0.47
1:M:423:ILE:HA	1:M:423:ILE:HD13	1.66	0.47
1:N:105:GLU:HG3	1:N:106:GLY:N	2.29	0.47
1:N:310:ALA:HB1	1:N:368:ILE:HD13	1.97	0.47
2:U:749:GLU:HA	2:U:752:ASN:HB3	1.96	0.47
2:W:750:GLY:O	2:W:754:HIS:HB2	2.14	0.47
1:A:286:THR:CG2	1:A:389:PRO:HG2	2.29	0.47
1:A:402:ASN:OD1	1:A:402:ASN:C	2.53	0.47
1:C:118:GLU:O	1:C:122:LEU:HB2	2.15	0.47
1:C:350:LEU:C	1:C:352:ALA:N	2.66	0.47
1:D:299:LEU:HA	1:D:305:ALA:HB1	1.96	0.47
1:D:392:LEU:O	1:D:392:LEU:HG	2.15	0.47
1:E:20:TYR:CZ	1:E:36:GLU:HB2	2.50	0.47
1:E:25:PHE:HE2	1:E:35:VAL:HG12	1.80	0.47
1:E:139:LYS:HG2	1:E:227:LEU:CD2	2.45	0.47

Continued on next page...

Continued from previous page...

Atom-1	Atom-2	Interatomic distance (Å)	Clash overlap (Å)
1:E:295:SER:OG	1:E:338:ASP:OD1	2.30	0.47
1:E:434:PRO:O	1:E:438:GLU:OE1	2.33	0.47
1:F:24:GLN:O	1:F:93:ILE:HA	2.15	0.47
1:F:93:ILE:HG21	1:F:109:ARG:NH2	2.29	0.47
1:F:326:ARG:CD	1:F:330:THR:HG23	2.43	0.47
1:G:260:ASP:OD1	1:G:263:ALA:HB2	2.15	0.47
1:J:296:TYR:CE1	1:J:392:LEU:HA	2.50	0.47
1:J:302:GLY:O	2:2:753:ALA:CB	2.63	0.47
1:K:191:ALA:HB2	1:K:240:ASN:HB2	1.96	0.47
1:K:368:ILE:HG21	1:K:372:ILE:CG2	2.45	0.47
1:K:402:ASN:O	1:K:406:VAL:HG23	2.15	0.47
1:L:223:ARG:HG3	1:L:223:ARG:HH11	1.79	0.47
1:L:325:SER:O	1:L:330:THR:HA	2.15	0.47
1:M:21:ILE:HD13	1:M:42:LEU:HD22	1.93	0.47
1:M:26:THR:OG1	1:M:212:GLN:NE2	2.48	0.47
1:N:237:PHE:CD1	1:N:238:GLY:N	2.83	0.47
2:O:753:ALA:CA	2:O:756:ARG:HD3	2.42	0.47
1:A:6:ARG:CG	1:A:10:GLU:OE1	2.61	0.47
1:C:51:MET:HE2	1:I:325:SER:OG	2.15	0.47
1:C:170:ARG:O	1:C:171:ASP:C	2.53	0.47
1:C:182:GLU:CD	1:C:200:LYS:HD3	2.36	0.47
1:C:199:PHE:HZ	1:C:214:PHE:CG	2.33	0.47
1:C:260:ASP:HB2	1:C:268:SER:CA	2.45	0.47
1:C:377:LYS:HG3	1:C:380:ARG:NH1	2.30	0.47
1:D:60:PHE:CD2	2:Y:758:LYS:HE2	2.49	0.47
1:D:245:HIS:CE1	1:D:335:ARG:CD	2.88	0.47
1:E:23:LEU:HB2	1:E:35:VAL:HG13	1.97	0.47
1:E:166:GLU:C	1:E:168:CYS:H	2.17	0.47
1:E:171:ASP:O	1:E:175:GLU:HG2	2.15	0.47
1:E:250:LEU:HD12	1:E:274:PHE:CD1	2.50	0.47
1:F:46:LEU:C	1:F:48:ASN:N	2.67	0.47
1:F:80:PHE:HA	1:F:81:PRO:HD3	1.77	0.47
1:F:252:LYS:HZ2	1:F:252:LYS:CB	2.28	0.47
1:G:168:CYS:C	1:G:170:ARG:H	2.18	0.47
1:G:335:ARG:HH21	1:G:335:ARG:CB	2.28	0.47
1:G:368:ILE:HG12	1:G:372:ILE:CG2	2.44	0.47
1:H:16:GLU:HG2	1:H:79:ILE:HD13	1.97	0.47
1:H:68:MET:HE2	1:H:98:ASN:HA	1.96	0.47
1:H:381:MET:C	1:H:383:ASN:N	2.68	0.47
1:J:355:LEU:O	1:J:358:ILE:N	2.47	0.47
1:K:208:CYS:SG	1:K:347:LEU:HD11	2.54	0.47

Continued on next page...

Continued from previous page...

Atom-1	Atom-2	Interatomic distance (Å)	Clash overlap (Å)
1:K:302:GLY:CA	2:1:746:LYS:O	2.63	0.47
1:L:376:SER:C	1:L:378:GLU:H	2.18	0.47
1:M:96:ILE:HG22	1:M:104:PHE:CB	2.44	0.47
1:M:182:GLU:O	1:M:199:PHE:CB	2.62	0.47
1:M:294:ASN:C	1:M:296:TYR:N	2.68	0.47
1:M:311:TRP:CE3	1:M:367:PRO:HB3	2.50	0.47
1:M:443:GLN:OE1	1:M:444:TYR:CZ	2.68	0.47
1:N:320:ILE:CG2	1:N:332:VAL:HG23	2.45	0.47
1:N:380:ARG:O	1:N:380:ARG:CG	2.61	0.47
2:W:748:LEU:O	2:W:752:ASN:CB	2.52	0.47
1:A:98:ASN:N	1:A:102:THR:O	2.48	0.47
1:A:150:LEU:HD13	1:A:192:PRO:HB2	1.97	0.47
1:A:325:SER:CB	1:G:51:MET:CE	2.90	0.47
1:A:433:HIS:CD2	1:A:433:HIS:H	2.31	0.47
1:B:127:PHE:HE1	1:B:274:PHE:CZ	2.33	0.47
1:B:397:GLU:HA	1:B:397:GLU:OE1	2.15	0.47
1:C:22:ARG:NH2	1:I:163:ASP:OD1	2.47	0.47
1:C:286:THR:O	1:C:286:THR:HG22	2.15	0.47
1:D:77:PHE:O	1:D:78:VAL:HG23	2.14	0.47
1:D:238:GLY:O	1:D:303:TYR:HE1	1.98	0.47
1:E:116:LEU:HD23	1:E:351:LEU:CD2	2.45	0.47
1:F:112:LEU:O	1:F:116:LEU:HG	2.15	0.47
1:F:123:GLY:O	1:F:252:LYS:NZ	2.47	0.47
1:F:406:VAL:HA	1:F:414:PHE:CE1	2.50	0.47
1:I:151:ASN:O	1:I:152:ASP:CB	2.61	0.47
1:I:283:THR:HG23	1:I:309:VAL:HG21	1.97	0.47
1:J:98:ASN:HD22	1:J:99:PRO:CD	2.28	0.47
1:J:392:LEU:HD12	1:J:392:LEU:C	2.35	0.47
1:K:130:GLY:N	1:K:131:PRO:HD3	2.30	0.47
1:M:307:CYS:O	1:M:308:TYR:CD2	2.68	0.47
1:M:309:VAL:O	1:M:310:ALA:HB2	2.15	0.47
1:N:315:ASN:C	1:N:318:PRO:HD3	2.35	0.47
1:N:351:LEU:HG	1:N:355:LEU:HD12	1.97	0.47
2:R:746:LYS:C	2:R:749:GLU:H	2.19	0.47
1:A:156:TYR:HE1	1:A:189:GLU:OE2	1.97	0.46
1:A:161:PRO:HB3	1:A:166:GLU:HB3	1.97	0.46
1:A:234:LYS:N	1:A:294:ASN:OD1	2.46	0.46
1:A:244:MET:O	1:A:245:HIS:C	2.53	0.46
1:A:257:ALA:O	1:A:268:SER:CB	2.63	0.46
1:B:69:TYR:CE1	1:B:99:PRO:HA	2.49	0.46
1:B:91:ARG:HD2	1:B:91:ARG:C	2.35	0.46

Continued on next page...

Continued from previous page...

Atom-1	Atom-2	Interatomic distance (Å)	Clash overlap (Å)
1:C:304:GLU:HB3	3:C:503:GLN:HG2	1.97	0.46
1:C:433:HIS:O	1:C:434:PRO:C	2.53	0.46
1:D:169:ARG:HD2	1:D:186:SER:CB	2.45	0.46
1:D:393:ALA:HB2	1:D:425:TRP:CE2	2.50	0.46
1:E:112:LEU:O	1:E:116:LEU:HG	2.15	0.46
1:E:321:ARG:HH11	1:E:323:PRO:HG3	1.80	0.46
1:F:43:GLY:C	1:F:45:ALA:N	2.67	0.46
1:F:217:VAL:HG12	1:F:221:ILE:HD11	1.97	0.46
1:F:316:ARG:NH1	1:F:371:ASN:HA	2.30	0.46
1:G:32:ILE:HG21	1:G:216:LEU:HD12	1.97	0.46
1:G:68:MET:HG2	1:G:96:ILE:CG2	2.37	0.46
1:G:326:ARG:O	1:G:327:GLY:C	2.53	0.46
1:I:156:TYR:O	1:I:157:PHE:HB2	2.14	0.46
1:I:261:GLU:HA	1:I:266:GLN:HG2	1.96	0.46
1:J:404:VAL:O	1:J:404:VAL:HG22	2.15	0.46
1:K:114:ARG:HA	1:K:117:LYS:CD	2.44	0.46
1:K:141:ASP:HB3	1:K:147:THR:HG22	1.97	0.46
1:K:260:ASP:O	1:K:261:GLU:C	2.53	0.46
1:M:141:ASP:OD2	1:M:143:LYS:N	2.48	0.46
1:M:316:ARG:HG3	1:M:373:TYR:CE1	2.50	0.46
1:M:326:ARG:CA	1:M:330:THR:OG1	2.62	0.46
1:M:327:GLY:N	1:M:330:THR:OG1	2.46	0.46
1:N:102:THR:HG22	1:N:103:PRO:O	2.15	0.46
1:N:199:PHE:CZ	1:N:211:ILE:HG12	2.47	0.46
2:Q:747:MET:C	2:Q:749:GLU:N	2.67	0.46
1:A:230:THR:O	1:A:230:THR:HG23	2.16	0.46
1:A:381:MET:CE	1:A:386:VAL:HA	2.45	0.46
1:B:134:GLU:HG2	1:B:189:GLU:HG3	1.98	0.46
1:B:192:PRO:HD3	2:Z:757:TYR:HD2	1.79	0.46
1:C:402:ASN:OD1	1:C:402:ASN:C	2.52	0.46
1:D:316:ARG:HD2	1:D:317:SER:N	2.30	0.46
1:D:395:ALA:O	1:D:396:LEU:C	2.54	0.46
1:E:324:ALA:O	1:E:325:SER:C	2.54	0.46
1:F:316:ARG:HG2	2:O:747:MET:SD	2.56	0.46
1:F:413:LEU:HD23	1:F:413:LEU:HA	1.73	0.46
1:G:50:VAL:HG12	1:G:51:MET:N	2.29	0.46
1:G:83:THR:OG1	1:G:89:VAL:N	2.47	0.46
1:G:112:LEU:HD22	1:G:116:LEU:HD11	1.96	0.46
1:G:182:GLU:O	1:G:200:LYS:HB2	2.15	0.46
1:H:305:ALA:HA	1:H:306:PRO:HD3	1.77	0.46
1:I:168:CYS:HA	1:I:225:HIS:CE1	2.50	0.46

Continued on next page...

Continued from previous page...

Atom-1	Atom-2	Interatomic distance (Å)	Clash overlap (Å)
1:I:311:TRP:CZ3	1:I:322:ILE:HD12	2.33	0.46
1:J:302:GLY:O	2:2:750:GLY:HA2	2.14	0.46
1:J:303:TYR:CE1	2:2:753:ALA:CB	2.98	0.46
1:K:27:ASP:O	1:K:108:PRO:HG2	2.15	0.46
1:K:35:VAL:HG11	1:K:70:LEU:CD2	2.45	0.46
1:K:192:PRO:HD3	2:1:757:TYR:CD2	2.49	0.46
1:K:253:ASN:O	1:K:255:VAL:HG22	2.15	0.46
1:L:117:LYS:CA	1:L:120:GLU:HG3	2.45	0.46
1:M:116:LEU:HD22	1:M:119:MET:CE	2.45	0.46
1:M:132:GLU:HB2	1:M:245:HIS:HB2	1.97	0.46
1:M:214:PHE:CZ	1:M:218:VAL:CG2	2.98	0.46
1:N:258:PHE:HA	1:N:268:SER:OG	2.15	0.46
1:A:172:ILE:CD1	1:A:221:ILE:HB	2.46	0.46
1:C:166:GLU:O	1:C:170:ARG:HG3	2.15	0.46
1:D:24:GLN:HG3	1:D:32:ILE:HD11	1.96	0.46
1:D:96:ILE:N	1:D:96:ILE:CD1	2.76	0.46
1:E:80:PHE:HB2	1:E:83:THR:CG2	2.46	0.46
1:E:119:MET:HG2	1:E:124:PHE:HB2	1.97	0.46
1:E:300:VAL:CG1	1:F:430:THR:HG22	2.45	0.46
1:F:328:ILE:N	1:F:328:ILE:CD1	2.57	0.46
1:G:160:ALA:O	1:G:166:GLU:OE1	2.33	0.46
1:G:251:PHE:CZ	1:G:328:ILE:HG22	2.50	0.46
1:G:322:ILE:CG2	1:G:326:ARG:HH22	2.28	0.46
1:H:76:THR:OG1	1:H:93:ILE:N	2.47	0.46
1:H:381:MET:C	1:H:383:ASN:H	2.19	0.46
1:J:91:ARG:HH21	1:J:93:ILE:HD11	1.80	0.46
1:J:288:VAL:HG11	1:J:345:LEU:HB3	1.98	0.46
1:J:307:CYS:O	1:J:388:LEU:CB	2.63	0.46
1:K:237:PHE:CG	1:K:238:GLY:N	2.83	0.46
1:L:91:ARG:O	1:L:91:ARG:CD	2.64	0.46
1:M:131:PRO:HG2	1:M:199:PHE:CE1	2.49	0.46
1:M:273:HIS:ND1	1:M:361:LYS:HA	2.30	0.46
1:M:368:ILE:O	1:M:368:ILE:HG22	2.15	0.46
1:M:378:GLU:O	1:M:382:GLU:N	2.48	0.46
1:N:186:SER:O	1:N:187:HIS:HB3	2.16	0.46
1:N:393:ALA:C	1:N:395:ALA:N	2.68	0.46
1:A:132:GLU:OE1	1:A:245:HIS:CB	2.63	0.46
1:A:239:VAL:HG13	2:P:757:TYR:CE2	2.51	0.46
1:B:127:PHE:CE1	1:B:274:PHE:CZ	3.03	0.46
1:C:141:ASP:OD1	1:C:141:ASP:N	2.43	0.46
1:C:274:PHE:CE2	1:C:278:ILE:HD11	2.50	0.46

Continued on next page...

Continued from previous page...

Atom-1	Atom-2	Interatomic distance (Å)	Clash overlap (Å)
1:C:318:PRO:HB2	1:C:320:ILE:O	2.15	0.46
1:D:24:GLN:CG	1:D:32:ILE:HD11	2.45	0.46
1:D:54:GLY:HA3	1:D:68:MET:HE2	1.98	0.46
1:E:187:HIS:CE1	1:E:196:GLU:OE1	2.69	0.46
1:E:311:TRP:HE1	1:E:365:PRO:HD2	1.79	0.46
1:E:316:ARG:HH22	1:E:372:ILE:CD1	2.29	0.46
1:E:368:ILE:HG22	1:E:370:ARG:NH2	2.28	0.46
1:F:281:HIS:HD1	1:F:353:ALA:CB	2.28	0.46
1:G:55:SER:OG	1:G:65:GLU:HA	2.16	0.46
1:G:234:LYS:O	1:I:432:VAL:HG11	2.16	0.46
1:G:404:VAL:HG22	1:G:405:MET:HE2	1.97	0.46
1:H:207:SER:O	1:H:210:ASP:N	2.49	0.46
1:H:345:LEU:HD21	1:H:413:LEU:HD13	1.97	0.46
1:J:149:GLU:O	1:J:150:LEU:O	2.34	0.46
1:K:282:ALA:HB3	1:K:309:VAL:CG1	2.45	0.46
1:L:258:PHE:HA	1:L:268:SER:HG	1.79	0.46
1:L:435:TRP:O	1:L:439:GLN:HG2	2.15	0.46
1:N:260:ASP:C	1:N:260:ASP:OD1	2.54	0.46
2:Z:757:TYR:O	2:Z:760:ARG:OXT	2.32	0.46
1:A:427:MET:HE3	2:O:759:ASN:HB2	1.98	0.46
1:B:18:VAL:HG22	1:B:79:ILE:CD1	2.46	0.46
1:B:234:LYS:O	1:B:234:LYS:HG3	2.16	0.46
1:B:322:ILE:HG22	1:B:322:ILE:O	2.16	0.46
1:C:83:THR:O	1:C:84:ALA:CB	2.62	0.46
1:C:162:THR:O	1:C:162:THR:HG22	2.15	0.46
1:D:55:SER:HB2	1:D:58:GLU:OE1	2.16	0.46
1:D:187:HIS:NE2	1:D:196:GLU:HB3	2.30	0.46
1:E:63:ILE:C	1:E:64:GLU:HG2	2.35	0.46
1:E:191:ALA:CB	1:E:239:VAL:HG22	2.46	0.46
1:E:268:SER:C	1:E:270:THR:H	2.19	0.46
1:F:82:TRP:CE3	1:F:220:THR:HG21	2.50	0.46
1:H:255:VAL:HG12	1:H:256:ASN:N	2.27	0.46
1:I:258:PHE:HE1	1:I:332:VAL:CG2	2.27	0.46
1:I:300:VAL:HG22	1:I:301:PRO:HD2	1.98	0.46
1:I:354:GLY:O	1:I:357:GLY:N	2.47	0.46
1:J:170:ARG:O	1:J:174:LEU:HB2	2.16	0.46
1:J:172:ILE:HG21	1:J:197:ILE:CD1	2.45	0.46
1:K:194:GLN:O	1:K:195:HIS:ND1	2.48	0.46
1:L:57:ILE:O	1:L:57:ILE:HG22	2.15	0.46
1:L:391:THR:C	1:L:393:ALA:H	2.18	0.46
1:M:16:GLU:HG3	1:M:16:GLU:O	2.14	0.46

Continued on next page...

Continued from previous page...

Atom-1	Atom-2	Interatomic distance (Å)	Clash overlap (Å)
1:M:293:VAL:HG11	1:M:428:PHE:CE2	2.51	0.46
1:M:316:ARG:HG2	2:U:747:MET:CG	2.46	0.46
1:N:45:ALA:HA	1:N:50:VAL:HG21	1.96	0.46
1:N:316:ARG:HH21	2:V:751:GLN:HG3	1.81	0.46
2:X:755:PHE:O	2:X:755:PHE:CD1	2.68	0.46
2:2:749:GLU:O	2:2:750:GLY:C	2.54	0.46
1:A:267:LEU:HD11	1:A:322:ILE:HD13	1.97	0.46
1:A:311:TRP:CZ3	1:A:322:ILE:HD12	2.51	0.46
1:B:317:SER:HB3	1:B:373:TYR:OH	2.15	0.46
1:B:360:ASN:O	1:B:362:LEU:HD12	2.16	0.46
1:B:392:LEU:O	1:B:392:LEU:HG	2.16	0.46
1:C:178:GLU:O	1:C:179:MET:HG3	2.16	0.46
1:C:313:ALA:O	1:C:314:GLN:HB2	2.13	0.46
1:D:173:VAL:HG11	1:D:186:SER:HB3	1.96	0.46
1:D:245:HIS:CD2	1:D:335:ARG:HB3	2.51	0.46
1:D:359:LYS:CB	1:D:359:LYS:HZ3	2.26	0.46
1:E:5:THR:N	1:E:8:ASP:HB2	2.29	0.46
1:E:21:ILE:HD11	1:E:39:VAL:HA	1.96	0.46
1:E:35:VAL:CG1	1:E:70:LEU:HD21	2.45	0.46
1:E:37:ILE:CD1	1:E:45:ALA:HB2	2.45	0.46
1:E:444:TYR:OXT	1:F:231:PHE:HB2	2.15	0.46
1:F:21:ILE:HD11	1:F:42:LEU:HD22	1.98	0.46
1:G:368:ILE:CD1	1:G:385:ILE:HD11	2.46	0.46
1:H:63:ILE:HG21	2:2:747:MET:HE1	1.98	0.46
1:H:422:GLU:O	1:H:425:TRP:HB3	2.16	0.46
1:J:98:ASN:N	1:J:102:THR:O	2.48	0.46
1:J:239:VAL:HG12	1:J:240:ASN:N	2.31	0.46
1:J:251:PHE:HE1	1:J:256:ASN:ND2	2.13	0.46
1:K:56:SER:HB3	1:N:156:TYR:HE2	1.76	0.46
1:K:232:MET:SD	1:K:235:PRO:HA	2.56	0.46
1:L:314:GLN:HE21	1:L:314:GLN:HB2	1.52	0.46
1:N:97:TYR:C	1:N:98:ASN:O	2.49	0.46
1:N:136:PHE:HE2	1:N:194:GLN:HB2	1.78	0.46
1:N:171:ASP:HB3	1:N:225:HIS:CE1	2.48	0.46
1:N:274:PHE:O	1:N:278:ILE:CG1	2.60	0.46
1:N:345:LEU:O	1:N:349:VAL:HG22	2.16	0.46
2:U:747:MET:O	2:U:751:GLN:N	2.46	0.46
2:U:751:GLN:O	2:U:754:HIS:CB	2.62	0.46
2:Z:753:ALA:O	2:Z:757:TYR:HD1	1.94	0.46
1:A:80:PHE:HB3	1:A:82:TRP:CZ3	2.51	0.46
1:A:96:ILE:HD12	1:A:107:ASP:CG	2.36	0.46

Continued on next page...

Continued from previous page...

Atom-1	Atom-2	Interatomic distance (Å)	Clash overlap (Å)
1:A:360:ASN:O	1:A:362:LEU:HD13	2.15	0.46
1:A:441:MET:HE3	1:C:138:PHE:HD1	1.81	0.46
1:B:249:SER:HA	1:B:258:PHE:CE1	2.50	0.46
1:B:281:HIS:O	1:B:282:ALA:C	2.53	0.46
1:B:300:VAL:CG1	1:B:301:PRO:HD2	2.35	0.46
1:B:387:ASP:C	1:B:388:LEU:O	2.53	0.46
1:C:443:GLN:OE1	1:C:444:TYR:CE2	2.68	0.46
1:D:89:VAL:HG21	1:H:170:ARG:NH2	2.29	0.46
1:F:109:ARG:HG2	1:F:110:ASN:N	2.30	0.46
1:F:127:PHE:HE1	1:F:248:LEU:HB3	1.80	0.46
1:F:151:ASN:C	1:F:151:ASN:OD1	2.54	0.46
1:F:351:LEU:O	1:F:351:LEU:HG	2.15	0.46
1:G:132:GLU:OE2	1:G:245:HIS:CD2	2.68	0.46
1:H:244:MET:O	1:H:245:HIS:C	2.54	0.46
1:I:55:SER:O	1:I:57:ILE:N	2.48	0.46
1:I:151:ASN:CG	1:I:227:LEU:HD13	2.36	0.46
1:I:404:VAL:HA	1:I:407:LYS:HB2	1.97	0.46
1:I:418:ILE:HD12	1:I:418:ILE:N	2.31	0.46
1:K:168:CYS:O	1:K:172:ILE:CD1	2.63	0.46
1:K:183:ILE:HG23	1:K:183:ILE:O	2.15	0.46
1:L:78:VAL:O	1:L:90:ALA:HA	2.15	0.46
1:L:138:PHE:O	1:L:139:LYS:C	2.52	0.46
1:L:233:PRO:HB2	1:L:294:ASN:OD1	2.16	0.46
1:L:286:THR:HG21	1:L:389:PRO:HD2	1.97	0.46
1:L:436:GLU:CD	1:M:297:LYS:HZ2	2.19	0.46
1:M:172:ILE:O	1:M:176:LEU:HG	2.15	0.46
1:N:81:PRO:O	1:N:82:TRP:C	2.54	0.46
1:A:316:ARG:HD3	2:P:747:MET:SD	2.56	0.46
1:B:167:ASN:HA	1:B:170:ARG:HD2	1.97	0.46
1:B:244:MET:HB2	1:B:339:PRO:CD	2.46	0.46
1:B:286:THR:O	1:B:287:ALA:C	2.54	0.46
1:B:441:MET:HE2	1:D:228:HIS:CE1	2.51	0.46
1:C:100:ASP:OD2	1:C:100:ASP:N	2.48	0.46
1:C:141:ASP:OD1	1:C:145:GLU:O	2.34	0.46
1:D:414:PHE:C	1:D:414:PHE:HD2	2.19	0.46
1:E:261:GLU:CD	1:E:261:GLU:H	2.19	0.46
1:E:323:PRO:HD2	1:E:331:ARG:HG2	1.98	0.46
1:F:120:GLU:O	1:F:123:GLY:N	2.49	0.46
1:F:250:LEU:C	1:F:251:PHE:HD1	2.19	0.46
1:G:138:PHE:O	1:G:227:LEU:HB3	2.16	0.46
1:G:304:GLU:HG2	1:G:335:ARG:HH12	1.80	0.46

Continued on next page...

Continued from previous page...

Atom-1	Atom-2	Interatomic distance (Å)	Clash overlap (Å)
1:G:439:GLN:OE1	2:S:759:ASN:HA	2.15	0.46
1:H:119:MET:HB2	1:H:355:LEU:HD11	1.98	0.46
1:H:240:ASN:HA	1:H:303:TYR:HD1	1.80	0.46
1:H:434:PRO:HG3	1:N:434:PRO:HG2	1.97	0.46
1:I:33:LYS:HB3	1:L:157:PHE:HB3	1.98	0.46
1:J:28:ILE:HD11	1:J:345:LEU:HD11	1.98	0.46
1:J:84:ALA:HB2	1:J:88:LYS:CE	2.45	0.46
1:J:323:PRO:HB2	1:J:331:ARG:HD3	1.98	0.46
1:K:91:ARG:HD3	1:K:92:PHE:N	2.31	0.46
1:K:405:MET:O	1:K:408:ALA:HB3	2.15	0.46
1:L:140:LEU:HD12	1:L:226:GLY:O	2.16	0.46
1:M:377:LYS:HA	1:M:380:ARG:NE	2.29	0.46
1:N:119:MET:HE2	1:N:250:LEU:HD23	1.98	0.46
1:N:159:LEU:O	1:N:159:LEU:HD23	2.15	0.46
1:N:277:GLY:HA3	1:N:353:ALA:O	2.16	0.46
2:W:751:GLN:O	2:W:755:PHE:CD2	2.62	0.46
1:A:293:VAL:HG11	1:A:428:PHE:CD2	2.50	0.46
1:B:128:ASN:O	1:B:248:LEU:HA	2.16	0.46
1:B:399:PHE:HD2	1:B:418:ILE:HD11	1.80	0.46
1:C:342:ASN:O	1:C:344:TYR:N	2.48	0.46
1:D:56:SER:HB2	1:H:156:TYR:HE2	1.77	0.46
1:D:78:VAL:HG23	1:D:91:ARG:NH1	2.31	0.46
1:D:134:GLU:HG3	1:D:196:GLU:HG3	1.97	0.46
1:D:169:ARG:CG	1:D:169:ARG:NH2	2.74	0.46
1:D:170:ARG:O	1:D:171:ASP:C	2.54	0.46
1:D:187:HIS:N	1:D:187:HIS:CD2	2.84	0.46
1:D:304:GLU:O	1:D:317:SER:CB	2.53	0.46
1:E:24:GLN:HB3	1:E:32:ILE:HD11	1.97	0.46
1:E:316:ARG:CD	1:E:371:ASN:ND2	2.79	0.46
1:F:139:LYS:HD2	1:F:150:LEU:O	2.16	0.46
1:F:355:LEU:N	1:F:355:LEU:CD2	2.78	0.46
1:G:21:ILE:HD13	1:G:42:LEU:HD13	1.96	0.46
1:G:91:ARG:CD	1:G:92:PHE:N	2.79	0.46
1:G:104:PHE:C	1:G:106:GLY:N	2.69	0.46
1:H:163:ASP:O	1:H:167:ASN:HB2	2.16	0.46
1:H:434:PRO:HG2	1:N:434:PRO:HG2	1.98	0.46
1:I:63:ILE:N	1:I:63:ILE:HD12	2.31	0.46
1:J:178:GLU:O	1:J:179:MET:HG3	2.16	0.46
1:J:302:GLY:C	2:2:750:GLY:HA2	2.37	0.46
1:K:72:PRO:HB2	1:K:92:PHE:HD2	1.81	0.46
1:L:48:ASN:HB3	1:L:71:TYR:CE1	2.51	0.46

Continued on next page...

Continued from previous page...

Atom-1	Atom-2	Interatomic distance (Å)	Clash overlap (Å)
1:L:240:ASN:ND2	3:L:501:GLN:N	2.63	0.46
1:N:106:GLY:HA2	1:N:413:LEU:HG	1.97	0.46
1:N:248:LEU:O	1:N:331:ARG:HB2	2.16	0.46
2:U:756:ARG:O	2:U:760:ARG:HB2	2.16	0.46
1:A:429:ARG:O	1:C:297:LYS:CD	2.64	0.46
1:B:239:VAL:HA	2:Z:757:TYR:OH	2.16	0.46
1:C:109:ARG:O	1:C:112:LEU:CB	2.64	0.46
1:C:185:ALA:HB2	1:E:37:ILE:HG22	1.98	0.46
1:C:349:VAL:CG1	1:C:409:LEU:HD11	2.46	0.46
1:D:134:GLU:HG2	1:D:189:GLU:HG3	1.98	0.46
1:D:208:CYS:SG	1:D:343:PRO:O	2.73	0.46
1:E:4:TYR:CE2	1:E:12:LEU:HD11	2.51	0.46
1:E:21:ILE:CD1	1:E:42:LEU:HB2	2.46	0.46
1:F:160:ALA:O	1:F:161:PRO:C	2.54	0.46
1:F:194:GLN:NE2	1:F:241:GLY:O	2.45	0.46
1:F:410:GLY:O	1:F:411:GLU:C	2.54	0.46
1:G:12:LEU:O	1:G:16:GLU:HB2	2.16	0.46
1:G:169:ARG:HH21	1:G:188:HIS:HB2	1.80	0.46
1:G:276:ALA:CB	1:G:364:ALA:CA	2.94	0.46
1:H:404:VAL:HG22	1:H:404:VAL:O	2.16	0.46
1:I:377:LYS:O	1:I:380:ARG:HG2	2.16	0.46
1:J:34:ASN:ND2	1:J:36:GLU:OE1	2.46	0.46
1:K:244:MET:H	1:K:339:PRO:HD3	1.81	0.46
1:L:141:ASP:O	1:L:144:GLY:N	2.49	0.46
1:L:159:LEU:O	1:L:161:PRO:CD	2.63	0.46
1:L:246:CYS:SG	1:L:337:VAL:HG21	2.55	0.46
1:M:97:TYR:CE2	1:M:103:PRO:HD3	2.47	0.46
1:M:250:LEU:O	1:M:251:PHE:HD1	1.98	0.46
1:N:54:GLY:HA3	1:N:68:MET:HE3	1.98	0.46
1:N:272:LYS:HZ1	1:N:311:TRP:HH2	1.58	0.46
1:N:338:ASP:OD2	1:N:338:ASP:O	2.33	0.46
1:N:429:ARG:HG2	1:N:430:THR:CG2	2.38	0.46
2:U:751:GLN:CB	2:U:755:PHE:HE1	2.29	0.46
1:B:366:ALA:HA	1:B:367:PRO:HD2	1.78	0.45
1:B:378:GLU:O	1:B:381:MET:HB2	2.16	0.45
1:B:418:ILE:CG2	1:B:422:GLU:OE1	2.64	0.45
1:C:406:VAL:CG2	1:C:407:LYS:N	2.79	0.45
1:D:50:VAL:O	1:D:69:TYR:HD2	1.99	0.45
1:E:5:THR:HG22	1:E:8:ASP:CB	2.46	0.45
1:E:26:THR:CG2	1:E:30:GLY:O	2.59	0.45
1:E:309:VAL:O	1:E:310:ALA:HB2	2.16	0.45

Continued on next page...

Continued from previous page...

Atom-1	Atom-2	Interatomic distance (Å)	Clash overlap (Å)
1:F:107:ASP:O	1:F:108:PRO:C	2.55	0.45
1:G:129:LEU:N	1:G:202:ALA:O	2.41	0.45
1:G:369:ASP:O	1:G:372:ILE:HD11	2.16	0.45
1:G:379:GLU:O	1:G:382:GLU:HG3	2.15	0.45
1:H:53:ASP:OD2	1:H:55:SER:HB2	2.17	0.45
1:H:111:ASN:HD21	1:H:409:LEU:HA	1.82	0.45
1:H:183:ILE:CD1	1:H:183:ILE:H	2.06	0.45
1:H:332:VAL:HG23	1:H:332:VAL:O	2.16	0.45
1:H:418:ILE:O	1:H:422:GLU:HG3	2.16	0.45
1:I:52:PHE:CZ	1:I:96:ILE:HD12	2.50	0.45
1:I:98:ASN:N	1:I:102:THR:O	2.48	0.45
1:I:440:TYR:O	1:I:444:TYR:HB2	2.16	0.45
1:J:48:ASN:OD1	1:J:71:TYR:CB	2.64	0.45
1:K:21:ILE:HB	1:K:37:ILE:HG13	1.96	0.45
1:K:337:VAL:HG12	1:K:338:ASP:N	2.31	0.45
1:L:156:TYR:N	1:L:189:GLU:O	2.48	0.45
1:L:190:VAL:HG21	1:L:240:ASN:ND2	2.31	0.45
1:L:208:CYS:SG	1:L:343:PRO:CB	3.04	0.45
1:M:62:ARG:CB	2:T:754:HIS:HE1	2.29	0.45
1:N:5:THR:O	1:N:8:ASP:HB2	2.15	0.45
1:C:78:VAL:CG2	1:C:91:ARG:HH12	2.30	0.45
1:C:135:PHE:N	1:C:195:HIS:O	2.49	0.45
1:C:321:ARG:O	1:C:333:GLU:HB3	2.16	0.45
1:D:35:VAL:CG2	1:H:185:ALA:HB1	2.46	0.45
1:D:72:PRO:HA	1:D:94:CYS:SG	2.56	0.45
1:D:237:PHE:C	1:D:239:VAL:N	2.69	0.45
1:D:252:LYS:O	1:D:253:ASN:ND2	2.48	0.45
1:D:308:TYR:CE1	1:D:373:TYR:HD1	2.34	0.45
1:D:417:PHE:C	1:D:417:PHE:CD2	2.89	0.45
1:E:140:LEU:HD11	1:E:227:LEU:O	2.15	0.45
1:E:250:LEU:HD11	1:E:274:PHE:HE1	1.81	0.45
1:F:380:ARG:HH21	2:O:746:LYS:NZ	2.15	0.45
1:G:83:THR:O	1:G:84:ALA:C	2.53	0.45
1:G:152:ASP:OD2	1:G:161:PRO:CB	2.64	0.45
1:G:156:TYR:CD2	1:M:56:SER:HB3	2.52	0.45
1:G:285:PHE:CD1	1:G:285:PHE:C	2.89	0.45
1:G:320:ILE:CG2	1:G:321:ARG:H	2.16	0.45
1:H:9:ILE:HG13	1:H:74:LEU:HD11	1.98	0.45
1:H:37:ILE:O	1:H:37:ILE:HG13	2.15	0.45
1:I:219:LYS:CG	1:I:229:ALA:HB3	2.47	0.45
1:I:233:PRO:HG2	1:I:295:SER:HG	1.80	0.45

Continued on next page...

Continued from previous page...

Atom-1	Atom-2	Interatomic distance (Å)	Clash overlap (Å)
1:I:251:PHE:CB	1:I:255:VAL:O	2.65	0.45
1:I:302:GLY:H	1:I:316:ARG:HH22	1.64	0.45
1:J:52:PHE:CE2	1:J:54:GLY:HA2	2.50	0.45
1:J:60:PHE:CD2	2:U:758:LYS:HE2	2.51	0.45
1:K:139:LYS:HA	1:K:227:LEU:HD23	1.99	0.45
1:L:72:PRO:CB	1:L:92:PHE:HB3	2.46	0.45
1:L:80:PHE:CD2	1:L:82:TRP:CH2	3.03	0.45
1:L:232:MET:HE3	1:M:440:TYR:C	2.36	0.45
1:M:216:LEU:HD12	1:M:216:LEU:HA	1.67	0.45
1:M:316:ARG:HG3	1:M:373:TYR:HE1	1.81	0.45
1:N:132:GLU:OE2	1:N:245:HIS:HB2	2.16	0.45
1:N:171:ASP:CB	1:N:225:HIS:CE1	2.98	0.45
1:N:245:HIS:CG	1:N:335:ARG:HG2	2.51	0.45
1:N:427:MET:HE3	1:N:427:MET:HB3	1.76	0.45
1:A:231:PHE:HB2	1:C:444:TYR:OXT	2.15	0.45
1:A:399:PHE:HD2	1:A:418:ILE:HD11	1.80	0.45
1:B:71:TYR:O	1:B:95:ASP:N	2.49	0.45
1:B:172:ILE:HD11	1:B:218:VAL:HA	1.97	0.45
1:B:397:GLU:OE1	1:B:397:GLU:CA	2.64	0.45
1:B:397:GLU:O	1:B:401:SER:HB3	2.17	0.45
1:C:309:VAL:O	1:C:309:VAL:HG12	2.16	0.45
1:D:237:PHE:CD1	1:D:238:GLY:N	2.84	0.45
1:D:349:VAL:C	1:D:352:ALA:HB3	2.36	0.45
1:D:421:LYS:O	1:D:422:GLU:C	2.54	0.45
1:E:316:ARG:HH22	1:E:372:ILE:CG1	2.28	0.45
1:G:152:ASP:HB3	1:G:162:THR:HB	1.98	0.45
1:G:262:ASN:OD1	1:G:262:ASN:N	2.49	0.45
1:G:264:ASP:C	1:G:265:LEU:HD12	2.36	0.45
1:I:183:ILE:HD12	1:I:183:ILE:N	2.32	0.45
1:I:221:ILE:CG2	1:I:221:ILE:O	2.64	0.45
1:J:420:ALA:O	1:J:423:ILE:HB	2.17	0.45
1:L:113:LYS:O	1:L:117:LYS:CG	2.62	0.45
1:M:60:PHE:CD1	2:T:755:PHE:HE2	2.35	0.45
1:M:169:ARG:HG2	1:M:169:ARG:O	2.16	0.45
1:N:55:SER:OG	1:N:62:ARG:HB2	2.16	0.45
1:N:80:PHE:HD1	1:N:89:VAL:CG1	2.30	0.45
1:N:120:GLU:O	1:N:121:ASP:C	2.54	0.45
1:N:252:LYS:C	1:N:253:ASN:CG	2.74	0.45
2:U:751:GLN:O	2:U:755:PHE:HD1	1.99	0.45
2:1:748:LEU:C	2:1:748:LEU:HD13	2.36	0.45
1:A:96:ILE:CD1	1:A:107:ASP:HB2	2.40	0.45

Continued on next page...

Continued from previous page...

Atom-1	Atom-2	Interatomic distance (Å)	Clash overlap (Å)
1:A:112:LEU:HD22	1:A:116:LEU:CD1	2.45	0.45
1:A:275:ILE:HD13	1:A:322:ILE:HD11	1.98	0.45
1:A:316:ARG:CD	2:P:747:MET:CG	2.86	0.45
1:C:373:TYR:CD1	1:C:373:TYR:N	2.83	0.45
1:D:244:MET:HB2	1:D:339:PRO:CD	2.46	0.45
1:E:38:PRO:C	1:E:40:SER:N	2.68	0.45
1:F:42:LEU:HD12	1:F:42:LEU:C	2.37	0.45
1:F:316:ARG:HH12	1:F:371:ASN:HA	1.81	0.45
1:G:58:GLU:OE2	1:G:412:HIS:NE2	2.49	0.45
1:G:58:GLU:OE2	1:G:412:HIS:CE1	2.69	0.45
1:G:252:LYS:O	1:G:252:LYS:CG	2.63	0.45
1:G:312:SER:OG	1:G:368:ILE:HG22	2.16	0.45
1:I:82:TRP:HE1	1:I:221:ILE:CD1	2.30	0.45
1:J:274:PHE:CZ	1:J:354:GLY:HA3	2.51	0.45
1:J:379:GLU:O	1:J:382:GLU:CG	2.65	0.45
1:J:385:ILE:O	1:J:385:ILE:HG22	2.16	0.45
1:K:183:ILE:HG23	1:L:38:PRO:HG3	1.97	0.45
1:K:313:ALA:O	1:K:314:GLN:CB	2.65	0.45
1:L:372:ILE:CD1	1:L:372:ILE:N	2.74	0.45
1:M:9:ILE:HD13	1:M:74:LEU:HD12	1.95	0.45
1:M:286:THR:CG2	1:M:287:ALA:N	2.79	0.45
1:N:156:TYR:CE2	1:N:157:PHE:CD1	3.05	0.45
1:N:422:GLU:C	1:N:424:GLU:N	2.69	0.45
2:O:747:MET:O	2:O:751:GLN:HB2	2.16	0.45
2:V:746:LYS:HA	2:V:749:GLU:HB2	1.98	0.45
2:Y:753:ALA:O	2:Y:757:TYR:CD1	2.70	0.45
1:A:81:PRO:C	1:A:83:THR:H	2.20	0.45
1:A:258:PHE:CE1	1:A:332:VAL:HG23	2.50	0.45
1:A:375:MET:HA	1:A:379:GLU:OE1	2.17	0.45
1:B:321:ARG:NH1	1:B:323:PRO:HG3	2.31	0.45
1:B:358:ILE:HG22	1:B:358:ILE:O	2.16	0.45
1:D:38:PRO:CG	1:H:183:ILE:HD13	2.28	0.45
1:E:70:LEU:O	1:E:72:PRO:HD3	2.17	0.45
1:E:110:ASN:HA	1:E:113:LYS:HD2	1.98	0.45
1:E:173:VAL:O	1:E:173:VAL:CG1	2.64	0.45
1:F:124:PHE:HA	1:F:251:PHE:O	2.16	0.45
1:F:302:GLY:O	2:O:750:GLY:C	2.55	0.45
1:F:342:ASN:OD1	1:F:344:TYR:HB2	2.17	0.45
1:H:29:LEU:HD23	1:H:421:LYS:HE2	1.96	0.45
1:H:162:THR:O	1:H:162:THR:HG22	2.14	0.45
1:H:288:VAL:O	1:H:288:VAL:HG12	2.15	0.45

Continued on next page...

Continued from previous page...

Atom-1	Atom-2	Interatomic distance (Å)	Clash overlap (Å)
1:H:365:PRO:O	1:H:367:PRO:HD3	2.16	0.45
1:I:16:GLU:HG3	1:I:16:GLU:O	2.16	0.45
1:J:294:ASN:HA	1:J:297:LYS:HG2	1.98	0.45
1:K:34:ASN:O	1:N:157:PHE:HD2	1.98	0.45
1:L:19:LYS:HA	1:L:39:VAL:HG11	1.99	0.45
1:L:72:PRO:HB2	1:L:92:PHE:HB3	1.98	0.45
1:L:381:MET:HE2	1:L:385:ILE:O	2.17	0.45
1:M:197:ILE:HD12	1:M:197:ILE:N	2.31	0.45
1:M:252:LYS:O	1:M:252:LYS:HG3	2.17	0.45
1:M:372:ILE:O	1:M:373:TYR:C	2.54	0.45
2:Z:746:LYS:O	2:Z:747:MET:C	2.51	0.45
1:A:116:LEU:CD2	1:A:351:LEU:CD2	2.94	0.45
1:A:295:SER:O	1:A:298:ARG:HB3	2.17	0.45
1:B:116:LEU:O	1:B:119:MET:HB3	2.17	0.45
1:E:48:ASN:OD1	1:E:72:PRO:HD2	2.16	0.45
1:E:112:LEU:CD1	1:E:204:ALA:HB1	2.45	0.45
1:E:303:TYR:CD1	2:W:753:ALA:CB	2.99	0.45
1:G:114:ARG:HH12	1:G:115:ILE:CD1	2.29	0.45
1:G:258:PHE:HA	1:G:268:SER:HG	1.79	0.45
1:H:70:LEU:O	1:H:72:PRO:HD3	2.17	0.45
1:H:271:ALA:O	1:H:275:ILE:HG12	2.17	0.45
1:K:91:ARG:NH2	1:K:213:THR:OG1	2.49	0.45
1:K:300:VAL:CG1	1:K:301:PRO:HD2	2.47	0.45
1:K:389:PRO:HB3	1:K:395:ALA:N	2.31	0.45
1:L:183:ILE:N	1:L:183:ILE:CD1	2.76	0.45
1:L:323:PRO:HD2	1:L:331:ARG:O	2.17	0.45
1:M:26:THR:HG21	1:M:212:GLN:HE22	1.80	0.45
2:X:747:MET:C	2:X:750:GLY:H	2.19	0.45
1:C:113:LYS:O	1:C:116:LEU:N	2.46	0.45
1:D:107:ASP:CB	1:D:110:ASN:HB2	2.33	0.45
1:D:142:GLU:H	1:D:142:GLU:CD	2.18	0.45
1:E:20:TYR:OH	1:E:36:GLU:OE2	2.25	0.45
1:G:226:GLY:C	1:G:227:LEU:HG	2.37	0.45
1:G:240:ASN:OD1	2:T:757:TYR:OH	2.26	0.45
1:H:127:PHE:CD2	1:H:351:LEU:HB2	2.45	0.45
1:H:129:LEU:O	1:H:201:TYR:HA	2.17	0.45
1:H:293:VAL:CG1	1:H:428:PHE:CE2	2.99	0.45
1:I:91:ARG:HG3	1:I:91:ARG:NH1	2.30	0.45
1:I:217:VAL:O	1:I:217:VAL:HG12	2.15	0.45
1:J:4:TYR:HE2	1:J:12:LEU:CD1	2.30	0.45
1:J:169:ARG:O	1:J:170:ARG:C	2.55	0.45

Continued on next page...

Continued from previous page...

Atom-1	Atom-2	Interatomic distance (Å)	Clash overlap (Å)
1:J:330:THR:HG22	1:J:331:ARG:N	2.30	0.45
1:K:210:ASP:O	1:K:211:ILE:C	2.54	0.45
1:K:244:MET:N	1:K:339:PRO:HD3	2.32	0.45
1:K:302:GLY:N	2:1:746:LYS:O	2.49	0.45
1:K:303:TYR:HE1	2:1:753:ALA:CB	2.29	0.45
1:K:314:GLN:O	1:K:314:GLN:HG2	2.16	0.45
1:L:63:ILE:C	1:L:64:GLU:HG2	2.37	0.45
1:L:172:ILE:HG21	1:L:197:ILE:HD13	1.99	0.45
1:M:52:PHE:N	1:M:68:MET:O	2.50	0.45
1:M:107:ASP:O	1:M:108:PRO:C	2.53	0.45
2:T:746:LYS:O	2:T:749:GLU:N	2.45	0.45
1:A:197:ILE:C	1:A:198:ASP:OD1	2.55	0.45
1:A:252:LYS:O	1:A:253:ASN:HB2	2.17	0.45
1:A:268:SER:O	1:A:269:GLU:C	2.51	0.45
1:B:231:PHE:O	1:B:232:MET:C	2.55	0.45
1:B:293:VAL:HG11	1:B:428:PHE:CD2	2.51	0.45
1:C:316:ARG:NE	2:R:747:MET:HG2	2.31	0.45
1:D:300:VAL:HG13	1:D:301:PRO:HD2	1.96	0.45
1:D:396:LEU:HD13	1:D:422:GLU:HG3	1.99	0.45
1:D:406:VAL:HA	1:D:414:PHE:HD1	1.80	0.45
1:E:30:GLY:HA2	1:E:342:ASN:ND2	2.32	0.45
1:E:362:LEU:HD12	1:E:362:LEU:H	1.82	0.45
1:E:375:MET:O	1:E:376:SER:O	2.35	0.45
1:F:96:ILE:HG22	1:F:104:PHE:HB3	1.96	0.45
1:F:214:PHE:CZ	1:F:218:VAL:HG21	2.52	0.45
1:F:359:LYS:C	1:F:361:LYS:N	2.71	0.45
1:G:78:VAL:HG12	1:G:79:ILE:N	2.32	0.45
1:G:194:GLN:HE21	1:G:242:SER:HA	1.82	0.45
1:G:421:LYS:O	1:G:424:GLU:N	2.49	0.45
1:H:129:LEU:O	1:H:201:TYR:HB2	2.16	0.45
1:H:251:PHE:CG	1:H:255:VAL:O	2.70	0.45
1:H:294:ASN:ND2	1:N:432:VAL:HG13	2.31	0.45
1:H:437:ARG:O	1:H:441:MET:CB	2.65	0.45
1:I:284:SER:O	1:I:399:PHE:HB2	2.16	0.45
1:J:275:ILE:HD11	1:J:332:VAL:CG1	2.46	0.45
1:K:68:MET:HG3	1:K:99:PRO:HD3	1.99	0.45
1:K:162:THR:O	1:K:166:GLU:HB3	2.17	0.45
1:L:179:MET:HE2	1:L:217:VAL:HG21	1.99	0.45
1:L:261:GLU:CD	1:L:261:GLU:N	2.69	0.45
1:L:342:ASN:HB3	1:L:345:LEU:HB2	1.99	0.45
1:N:310:ALA:HB1	1:N:368:ILE:CD1	2.47	0.45

Continued on next page...

Continued from previous page...

Atom-1	Atom-2	Interatomic distance (Å)	Clash overlap (Å)
1:N:425:TRP:O	1:N:426:ASP:C	2.55	0.45
2:P:748:LEU:HD13	2:P:748:LEU:C	2.37	0.45
1:A:252:LYS:HB2	1:A:252:LYS:HZ1	1.79	0.45
1:A:280:LYS:HD3	1:A:281:HIS:CE1	2.52	0.45
1:A:317:SER:HA	1:A:335:ARG:HH22	1.82	0.45
1:A:416:HIS:HA	1:A:419:GLU:HB3	1.99	0.45
1:B:67:ASP:O	1:B:68:MET:HG2	2.16	0.45
1:B:304:GLU:OE2	3:B:501:GLN:CG	2.48	0.45
1:B:322:ILE:HD11	1:B:332:VAL:CG1	2.36	0.45
1:C:42:LEU:HA	1:C:45:ALA:CB	2.47	0.45
1:C:345:LEU:O	1:C:346:ALA:C	2.56	0.45
1:D:57:ILE:C	1:D:59:GLY:N	2.65	0.45
1:D:93:ILE:HD13	1:D:209:ASP:OD2	2.17	0.45
1:E:362:LEU:CD1	1:E:362:LEU:H	2.30	0.45
1:E:418:ILE:N	1:E:418:ILE:CD1	2.80	0.45
1:F:271:ALA:O	1:F:275:ILE:CG1	2.65	0.45
1:F:390:ALA:H	1:F:394:GLU:CD	2.21	0.45
1:G:84:ALA:HB2	1:G:88:LYS:CG	2.47	0.45
1:G:169:ARG:NE	1:G:195:HIS:ND1	2.65	0.45
1:G:214:PHE:CE1	1:G:218:VAL:HG21	2.52	0.45
1:H:172:ILE:HD13	1:H:218:VAL:HG22	1.99	0.45
1:H:208:CYS:SG	1:H:347:LEU:CD2	3.05	0.45
1:H:392:LEU:O	1:H:392:LEU:HG	2.16	0.45
1:H:418:ILE:HG22	1:H:422:GLU:OE1	2.17	0.45
1:I:22:ARG:HG2	1:I:22:ARG:NH1	2.31	0.45
1:I:83:THR:HG21	1:I:89:VAL:HB	1.98	0.45
1:I:405:MET:O	1:I:407:LYS:N	2.50	0.45
1:I:418:ILE:CG2	1:I:422:GLU:CD	2.75	0.45
1:J:38:PRO:O	1:J:40:SER:N	2.49	0.45
1:J:284:SER:OG	1:J:402:ASN:HB2	2.17	0.45
1:K:39:VAL:O	1:K:39:VAL:CG2	2.65	0.45
1:L:104:PHE:CD1	1:L:104:PHE:C	2.89	0.45
1:L:288:VAL:CG1	1:L:345:LEU:O	2.61	0.45
1:N:97:TYR:O	1:N:98:ASN:O	2.35	0.45
2:O:753:ALA:CA	2:O:756:ARG:HG2	2.45	0.45
1:A:135:PHE:HB3	1:A:231:PHE:CD1	2.51	0.45
1:A:187:HIS:HE1	1:A:189:GLU:OE2	2.00	0.45
1:B:291:PRO:HB2	1:B:421:LYS:HZ1	1.81	0.45
1:C:252:LYS:O	1:C:253:ASN:HB2	2.16	0.45
1:D:26:THR:HG23	1:D:31:THR:O	2.16	0.45
1:D:237:PHE:O	1:D:239:VAL:N	2.43	0.45

Continued on next page...

Continued from previous page...

Atom-1	Atom-2	Interatomic distance (Å)	Clash overlap (Å)
1:E:76:THR:O	1:E:91:ARG:NH1	2.50	0.45
1:E:162:THR:O	1:E:166:GLU:N	2.49	0.45
1:E:333:GLU:HG2	1:E:335:ARG:CG	2.44	0.45
1:F:129:LEU:CD1	1:F:347:LEU:HD21	2.46	0.45
1:G:24:GLN:HG2	1:G:93:ILE:HD13	1.99	0.45
1:G:61:VAL:HG11	1:G:420:ALA:HB2	1.99	0.45
1:G:174:LEU:HB3	1:M:86:LYS:HD2	1.99	0.45
1:H:396:LEU:HD22	1:H:418:ILE:HG23	1.99	0.45
1:I:57:ILE:HD11	1:I:96:ILE:HG13	1.98	0.45
1:J:16:GLU:OE1	1:J:16:GLU:HA	2.15	0.45
1:J:63:ILE:C	1:J:64:GLU:HG2	2.36	0.45
1:J:183:ILE:HA	1:J:199:PHE:HA	1.99	0.45
1:J:292:THR:CG2	1:K:444:TYR:HE1	2.29	0.45
1:J:300:VAL:CG1	1:J:301:PRO:HD2	2.47	0.45
1:K:253:ASN:O	1:K:255:VAL:CG2	2.65	0.45
1:L:20:TYR:CZ	1:L:36:GLU:HB2	2.52	0.45
1:L:52:PHE:CE1	1:L:70:LEU:CD1	2.96	0.45
1:L:331:ARG:NH2	1:L:331:ARG:CG	2.76	0.45
1:L:383:ASN:HD22	1:L:383:ASN:H	1.65	0.45
1:N:150:LEU:HD22	1:N:193:GLY:HA3	1.99	0.45
1:N:267:LEU:C	1:N:268:SER:O	2.55	0.45
2:X:748:LEU:HD13	2:X:748:LEU:C	2.37	0.45
2:Y:748:LEU:O	2:Y:748:LEU:HD22	2.16	0.45
1:A:161:PRO:CB	1:A:166:GLU:OE1	2.64	0.44
1:A:258:PHE:HA	1:A:271:ALA:HB2	1.99	0.44
1:B:241:GLY:HA3	1:B:298:ARG:HG3	1.98	0.44
1:C:125:SER:OG	1:C:126:ASP:N	2.50	0.44
1:D:52:PHE:CD2	1:D:53:ASP:N	2.85	0.44
1:D:310:ALA:HB1	1:D:368:ILE:HG12	1.98	0.44
1:E:78:VAL:HG11	1:E:179:MET:CE	2.45	0.44
1:E:287:ALA:HB1	1:E:396:LEU:HD23	1.98	0.44
1:F:62:ARG:HG3	2:X:754:HIS:HE1	1.81	0.44
1:F:169:ARG:HD3	1:F:187:HIS:O	2.18	0.44
1:F:396:LEU:O	1:F:400:LYS:HG3	2.17	0.44
1:G:10:GLU:O	1:G:13:VAL:HB	2.17	0.44
1:H:153:LYS:HB2	1:H:153:LYS:HE3	1.65	0.44
1:J:98:ASN:HB2	1:J:102:THR:CG2	2.47	0.44
1:J:370:ARG:NE	1:J:370:ARG:HA	2.30	0.44
1:K:55:SER:C	1:K:57:ILE:N	2.69	0.44
1:L:358:ILE:H	1:L:358:ILE:HG12	1.38	0.44
1:M:52:PHE:CE1	1:M:70:LEU:CD1	2.91	0.44

Continued on next page...

Continued from previous page...

Atom-1	Atom-2	Interatomic distance (Å)	Clash overlap (Å)
1:M:173:VAL:HG12	1:M:174:LEU:N	2.32	0.44
1:M:256:ASN:HD22	1:M:328:ILE:CA	2.29	0.44
1:N:78:VAL:CG2	1:N:91:ARG:HH12	2.29	0.44
1:N:110:ASN:C	1:N:112:LEU:H	2.21	0.44
1:N:221:ILE:HD13	1:N:221:ILE:HA	1.84	0.44
1:A:132:GLU:OE1	1:A:245:HIS:HB2	2.16	0.44
1:A:137:LEU:HD13	1:A:227:LEU:HD12	1.99	0.44
1:A:142:GLU:C	1:A:144:GLY:N	2.71	0.44
1:B:76:THR:O	1:B:91:ARG:NH1	2.50	0.44
1:B:169:ARG:HH22	1:B:188:HIS:HB2	1.82	0.44
1:C:267:LEU:HD22	1:C:271:ALA:CB	2.47	0.44
1:C:305:ALA:HA	1:C:306:PRO:HD3	1.78	0.44
1:C:366:ALA:C	1:C:367:PRO:O	2.55	0.44
1:D:79:ILE:O	1:D:80:PHE:C	2.54	0.44
1:D:181:PHE:CD2	1:D:183:ILE:HD11	2.53	0.44
1:D:405:MET:CA	1:D:408:ALA:HB3	2.47	0.44
1:E:104:PHE:O	1:E:105:GLU:C	2.56	0.44
1:E:109:ARG:HG2	1:E:110:ASN:N	2.32	0.44
1:F:63:ILE:HG13	2:X:747:MET:HE2	1.99	0.44
1:G:142:GLU:N	1:G:142:GLU:OE1	2.50	0.44
1:G:335:ARG:NH2	1:G:335:ARG:HB3	2.31	0.44
1:H:111:ASN:O	1:H:115:ILE:HD13	2.17	0.44
1:H:114:ARG:CD	1:H:115:ILE:HD12	2.47	0.44
1:H:163:ASP:O	1:H:167:ASN:CB	2.66	0.44
1:H:302:GLY:CA	2:Y:750:GLY:HA2	2.47	0.44
1:I:271:ALA:O	1:I:275:ILE:HG13	2.17	0.44
1:I:319:LEU:HD23	1:I:319:LEU:O	2.17	0.44
1:J:6:ARG:CZ	1:J:46:LEU:HB3	2.47	0.44
1:J:355:LEU:C	1:J:357:GLY:N	2.70	0.44
1:K:159:LEU:O	1:K:159:LEU:HD13	2.17	0.44
1:K:214:PHE:CE1	1:K:218:VAL:HG21	2.52	0.44
1:K:308:TYR:CE2	1:K:380:ARG:CZ	3.00	0.44
1:K:429:ARG:HG2	1:K:430:THR:HG23	1.98	0.44
1:L:3:LYS:O	1:L:3:LYS:HD3	2.18	0.44
1:L:98:ASN:ND2	1:L:99:PRO:HD3	2.24	0.44
1:N:63:ILE:O	1:N:63:ILE:CG2	2.64	0.44
1:N:112:LEU:HD12	1:N:344:TYR:HD2	1.82	0.44
1:N:133:PRO:HG3	1:N:199:PHE:CE2	2.52	0.44
1:N:375:MET:SD	1:N:379:GLU:OE2	2.75	0.44
2:R:749:GLU:O	2:R:752:ASN:HB3	2.17	0.44
2:X:751:GLN:O	2:X:755:PHE:CD2	2.60	0.44

Continued on next page...

Continued from previous page...

Atom-1	Atom-2	Interatomic distance (Å)	Clash overlap (Å)
2:2:751:GLN:O	2:2:754:HIS:HB2	2.16	0.44
1:A:74:LEU:HD13	1:A:92:PHE:HE2	1.82	0.44
1:A:443:GLN:CD	2:Q:758:LYS:HZ2	2.20	0.44
1:B:146:PRO:HG3	1:B:228:HIS:CE1	2.53	0.44
1:B:164:LEU:CG	1:B:165:GLY:N	2.81	0.44
1:B:167:ASN:HA	1:B:170:ARG:CD	2.48	0.44
1:B:189:GLU:CD	3:B:501:GLN:HB2	2.37	0.44
1:B:348:SER:O	1:B:352:ALA:HB2	2.16	0.44
1:B:392:LEU:O	1:B:396:LEU:CG	2.63	0.44
1:C:309:VAL:HA	1:C:319:LEU:HD22	1.99	0.44
1:D:37:ILE:CD1	1:D:45:ALA:HB2	2.46	0.44
1:D:354:GLY:O	1:D:358:ILE:HG13	2.17	0.44
1:D:393:ALA:HB2	1:D:425:TRP:CD2	2.52	0.44
1:E:268:SER:OG	1:E:270:THR:HB	2.17	0.44
1:E:289:THR:O	1:E:291:PRO:HD3	2.17	0.44
1:G:45:ALA:HA	1:G:50:VAL:CG2	2.47	0.44
1:G:86:LYS:HA	1:G:86:LYS:HD3	1.56	0.44
1:G:315:ASN:O	1:G:316:ARG:C	2.56	0.44
1:H:75:ASN:C	1:H:77:PHE:H	2.20	0.44
1:H:281:HIS:CD2	1:H:353:ALA:HB1	2.53	0.44
1:I:4:TYR:CE1	1:I:77:PHE:HD2	2.36	0.44
1:I:70:LEU:O	1:I:72:PRO:HD3	2.18	0.44
1:I:281:HIS:CD2	1:I:404:VAL:HG21	2.52	0.44
1:J:291:PRO:HG3	1:J:341:ALA:HA	1.99	0.44
1:J:320:ILE:CD1	1:J:334:VAL:HG22	2.47	0.44
1:K:137:LEU:HD21	1:K:222:ALA:HB1	1.99	0.44
1:K:321:ARG:O	1:K:333:GLU:N	2.47	0.44
1:K:322:ILE:HA	1:K:323:PRO:HD3	1.79	0.44
1:M:114:ARG:HA	1:M:117:LYS:CD	2.47	0.44
1:M:282:ALA:O	1:M:283:THR:C	2.56	0.44
1:N:35:VAL:HG11	1:N:70:LEU:HD22	1.97	0.44
1:A:20:TYR:O	1:A:21:ILE:HD13	2.16	0.44
1:A:137:LEU:HD13	1:A:227:LEU:CD1	2.48	0.44
1:A:151:ASN:ND2	1:A:227:LEU:HD11	2.33	0.44
1:A:160:ALA:HB1	1:A:161:PRO:HD2	1.97	0.44
1:B:244:MET:HB3	1:B:337:VAL:HG12	2.00	0.44
1:C:140:LEU:CB	1:C:226:GLY:O	2.59	0.44
1:D:258:PHE:CE1	1:D:332:VAL:HG23	2.52	0.44
1:F:21:ILE:CD1	1:F:42:LEU:HD22	2.48	0.44
1:F:171:ASP:CG	1:F:225:HIS:CE1	2.86	0.44
1:F:370:ARG:H	1:F:370:ARG:CD	2.28	0.44

Continued on next page...

Continued from previous page...

Atom-1	Atom-2	Interatomic distance (Å)	Clash overlap (Å)
1:F:415:GLU:OE1	1:F:416:HIS:CE1	2.71	0.44
1:G:390:ALA:HB1	1:I:429:ARG:HH11	1.78	0.44
1:G:392:LEU:O	1:G:396:LEU:HG	2.16	0.44
1:J:38:PRO:HD2	1:J:41:GLN:CG	2.47	0.44
1:J:240:ASN:ND2	1:J:303:TYR:HB3	2.32	0.44
1:J:349:VAL:O	1:J:352:ALA:HB3	2.17	0.44
1:L:231:PHE:N	1:L:231:PHE:HD2	2.16	0.44
1:M:129:LEU:CD1	1:M:131:PRO:HG3	2.47	0.44
1:M:186:SER:HB2	1:M:197:ILE:HG13	1.99	0.44
1:M:308:TYR:HD2	1:M:387:ASP:HA	1.81	0.44
1:N:239:VAL:HG22	2:V:757:TYR:OH	2.17	0.44
1:N:402:ASN:OD1	1:N:404:VAL:CG1	2.51	0.44
2:Q:756:ARG:HA	2:Q:756:ARG:HD2	1.63	0.44
1:A:234:LYS:HG2	1:A:297:LYS:O	2.18	0.44
1:A:275:ILE:CD1	1:A:322:ILE:HD11	2.48	0.44
1:B:80:PHE:HA	1:B:81:PRO:HD3	1.76	0.44
1:B:138:PHE:HA	1:B:149:GLU:O	2.18	0.44
1:C:28:ILE:CG2	1:C:29:LEU:HG	2.47	0.44
1:C:79:ILE:HD13	1:C:90:ALA:CB	2.44	0.44
1:C:201:TYR:O	1:C:202:ALA:HB2	2.17	0.44
1:D:434:PRO:HA	1:D:437:ARG:HE	1.81	0.44
1:E:63:ILE:CB	1:E:64:GLU:HG2	2.47	0.44
1:E:126:ASP:HB3	1:E:127:PHE:H	1.53	0.44
1:E:135:PHE:HE2	1:E:137:LEU:HD21	1.81	0.44
1:E:191:ALA:HB2	2:W:757:TYR:CZ	2.52	0.44
1:F:423:ILE:HA	1:F:426:ASP:CB	2.47	0.44
1:G:29:LEU:HD11	1:G:60:PHE:HE2	1.79	0.44
1:G:30:GLY:HA2	1:G:342:ASN:ND2	2.33	0.44
1:G:78:VAL:CG2	1:G:91:ARG:NH1	2.79	0.44
1:G:134:GLU:HA	1:G:195:HIS:O	2.17	0.44
1:G:163:ASP:OD1	1:G:167:ASN:HB2	2.17	0.44
1:G:218:VAL:O	1:G:218:VAL:CG1	2.65	0.44
1:H:177:GLU:OE1	1:H:183:ILE:CD1	2.53	0.44
1:H:248:LEU:HD11	1:H:350:LEU:HD13	1.99	0.44
1:H:309:VAL:HA	1:H:319:LEU:HD12	1.98	0.44
1:H:345:LEU:CD2	1:H:413:LEU:HD13	2.46	0.44
1:I:112:LEU:O	1:I:113:LYS:C	2.55	0.44
1:I:122:LEU:HD11	1:I:359:LYS:HZ2	1.82	0.44
1:I:244:MET:HB3	1:I:244:MET:HE2	1.93	0.44
1:J:44:LYS:HD3	1:M:184:GLU:OE2	2.17	0.44
1:J:138:PHE:O	1:J:228:HIS:N	2.49	0.44

Continued on next page...

Continued from previous page...

Atom-1	Atom-2	Interatomic distance (Å)	Clash overlap (Å)
1:L:281:HIS:CE1	1:L:404:VAL:HG11	2.52	0.44
1:L:376:SER:HB2	1:L:378:GLU:H	1.83	0.44
1:M:28:ILE:HG12	1:M:417:PHE:HD1	1.83	0.44
1:M:351:LEU:HD11	1:M:355:LEU:HD21	1.99	0.44
2:Y:746:LYS:O	2:Y:749:GLU:N	2.37	0.44
1:A:96:ILE:CG2	1:A:104:PHE:CB	2.96	0.44
1:A:105:GLU:OE1	1:A:412:HIS:CB	2.66	0.44
1:A:135:PHE:HE1	1:A:197:ILE:HD12	1.81	0.44
1:A:316:ARG:HB3	1:G:63:ILE:O	2.18	0.44
1:B:19:LYS:CG	1:B:87:GLY:HA3	2.47	0.44
1:B:162:THR:O	1:B:163:ASP:CB	2.56	0.44
1:B:306:PRO:HB3	1:B:318:PRO:O	2.18	0.44
1:B:393:ALA:O	1:B:397:GLU:HG2	2.17	0.44
1:C:22:ARG:HD3	1:I:159:LEU:CD2	2.47	0.44
1:C:75:ASN:C	1:C:77:PHE:H	2.21	0.44
1:C:184:GLU:HA	1:E:41:GLN:OE1	2.18	0.44
1:D:61:VAL:HG23	1:D:416:HIS:HD2	1.82	0.44
1:D:281:HIS:ND1	1:D:353:ALA:HB1	2.33	0.44
1:D:355:LEU:HD23	1:D:358:ILE:HD12	1.98	0.44
1:D:440:TYR:CD1	1:D:444:TYR:CE2	3.06	0.44
1:G:85:GLU:N	1:G:85:GLU:CD	2.71	0.44
1:H:54:GLY:O	1:H:55:SER:C	2.56	0.44
1:H:234:LYS:CE	1:H:303:TYR:CE1	3.00	0.44
1:J:116:LEU:HD23	1:J:116:LEU:HA	1.90	0.44
1:J:234:LYS:HG2	1:J:297:LYS:O	2.18	0.44
1:K:302:GLY:C	1:K:304:GLU:H	2.20	0.44
1:K:372:ILE:CD1	1:K:373:TYR:H	2.29	0.44
1:L:24:GLN:HB3	1:L:34:ASN:HB3	1.98	0.44
1:L:48:ASN:OD1	1:L:71:TYR:CA	2.64	0.44
1:L:176:LEU:HD22	1:L:181:PHE:CD1	2.53	0.44
1:L:280:LYS:NZ	1:L:281:HIS:HE1	2.15	0.44
1:M:194:GLN:O	1:M:195:HIS:CG	2.71	0.44
1:N:185:ALA:O	1:N:198:ASP:N	2.47	0.44
1:N:315:ASN:OD1	1:N:370:ARG:NH1	2.50	0.44
2:X:748:LEU:O	2:X:752:ASN:N	2.51	0.44
2:Y:751:GLN:HA	2:Y:751:GLN:HE21	1.82	0.44
1:A:68:MET:CG	1:A:96:ILE:HG23	2.46	0.44
1:A:129:LEU:HD23	1:A:130:GLY:H	1.82	0.44
1:A:160:ALA:HB2	1:A:188:HIS:CD2	2.53	0.44
1:A:253:ASN:C	1:A:255:VAL:H	2.20	0.44
1:A:328:ILE:H	1:A:328:ILE:CD1	2.29	0.44

Continued on next page...

Continued from previous page...

Atom-1	Atom-2	Interatomic distance (Å)	Clash overlap (Å)
1:B:63:ILE:HG22	1:B:64:GLU:CG	2.45	0.44
1:C:17:ASN:O	1:C:88:LYS:N	2.51	0.44
1:C:34:ASN:OD1	1:I:159:LEU:HG	2.18	0.44
1:C:162:THR:C	1:C:164:LEU:H	2.19	0.44
1:C:239:VAL:HG12	1:C:240:ASN:O	2.18	0.44
1:C:294:ASN:OD1	1:C:294:ASN:O	2.36	0.44
1:D:60:PHE:CD1	2:Y:755:PHE:CE2	3.06	0.44
1:D:96:ILE:C	1:D:97:TYR:CD1	2.91	0.44
1:D:310:ALA:HB1	1:D:368:ILE:CG1	2.48	0.44
1:D:320:ILE:HA	1:D:333:GLU:O	2.17	0.44
1:E:32:ILE:HB	1:E:212:GLN:NE2	2.33	0.44
1:E:80:PHE:HB2	1:E:83:THR:HG21	1.99	0.44
1:E:82:TRP:CD1	1:E:221:ILE:HD11	2.53	0.44
1:G:110:ASN:C	1:G:112:LEU:N	2.69	0.44
1:G:132:GLU:HB2	1:G:245:HIS:HB2	1.99	0.44
1:H:22:ARG:NH1	1:J:159:LEU:HG	2.32	0.44
1:H:137:LEU:HD23	1:H:229:ALA:CA	2.46	0.44
1:H:169:ARG:NH1	1:H:188:HIS:H	2.15	0.44
1:H:250:LEU:HD12	1:H:274:PHE:CE1	2.52	0.44
1:H:310:ALA:HB2	1:H:385:ILE:HG23	1.99	0.44
1:I:20:TYR:CE2	1:L:170:ARG:HG2	2.53	0.44
1:J:27:ASP:O	1:J:108:PRO:HG2	2.18	0.44
1:J:32:ILE:HG12	1:M:159:LEU:CD1	2.40	0.44
1:J:418:ILE:O	1:J:422:GLU:OE1	2.35	0.44
1:K:20:TYR:OH	1:K:36:GLU:OE1	2.35	0.44
1:L:354:GLY:O	1:L:358:ILE:HG12	2.17	0.44
1:M:110:ASN:O	1:M:113:LYS:N	2.46	0.44
1:N:232:MET:HA	1:N:233:PRO:HD3	1.87	0.44
1:N:425:TRP:O	1:N:428:PHE:N	2.50	0.44
1:A:286:THR:O	1:A:290:ASN:HB2	2.18	0.44
1:B:80:PHE:HZ	1:B:91:ARG:HG2	1.80	0.44
1:B:244:MET:SD	1:B:339:PRO:HA	2.58	0.44
1:C:20:TYR:CZ	1:C:36:GLU:HB2	2.53	0.44
1:C:127:PHE:CE2	1:C:248:LEU:HD22	2.52	0.44
1:C:366:ALA:O	1:C:367:PRO:C	2.54	0.44
1:D:443:GLN:HE22	2:W:758:LYS:HE2	1.82	0.44
1:E:316:ARG:H	1:E:316:ARG:HG3	1.44	0.44
1:F:114:ARG:O	1:F:114:ARG:CG	2.63	0.44
1:F:129:LEU:HD12	1:F:347:LEU:HD21	2.00	0.44
1:G:32:ILE:HG21	1:G:216:LEU:CD1	2.47	0.44
1:G:77:PHE:HB2	1:G:92:PHE:CE2	2.53	0.44

Continued on next page...

Continued from previous page...

Atom-1	Atom-2	Interatomic distance (Å)	Clash overlap (Å)
1:G:338:ASP:OD2	1:G:340:ALA:N	2.49	0.44
1:H:338:ASP:C	1:H:338:ASP:OD2	2.56	0.44
1:J:116:LEU:O	1:J:119:MET:HB3	2.18	0.44
1:J:159:LEU:O	1:J:160:ALA:O	2.35	0.44
1:K:140:LEU:CD2	1:K:144:GLY:O	2.64	0.44
1:K:210:ASP:O	1:K:214:PHE:N	2.32	0.44
1:K:211:ILE:O	1:K:214:PHE:HB3	2.17	0.44
1:K:275:ILE:HD11	1:K:332:VAL:HG11	2.00	0.44
1:L:48:ASN:OD1	1:L:71:TYR:CG	2.71	0.44
1:L:310:ALA:HB2	1:L:385:ILE:HG13	2.00	0.44
1:L:368:ILE:HG21	1:L:372:ILE:HG22	1.97	0.44
1:M:169:ARG:HH22	1:M:188:HIS:HB2	1.83	0.44
1:M:303:TYR:CD1	2:U:753:ALA:HB1	2.53	0.44
1:N:116:LEU:O	1:N:119:MET:HB3	2.18	0.44
1:N:129:LEU:HD12	1:N:347:LEU:HD21	1.99	0.44
1:N:137:LEU:HD23	1:N:137:LEU:HA	1.83	0.44
1:N:162:THR:CG2	1:N:163:ASP:N	2.80	0.44
1:N:316:ARG:C	1:N:318:PRO:HD3	2.38	0.44
2:Y:753:ALA:HA	2:Y:756:ARG:CD	2.48	0.44
1:A:105:GLU:HG3	1:A:106:GLY:H	1.81	0.44
1:A:194:GLN:NE2	1:A:241:GLY:O	2.42	0.44
1:A:300:VAL:CG1	1:A:301:PRO:HD2	2.48	0.44
1:C:235:PRO:HG2	1:C:236:LEU:N	2.33	0.44
1:C:336:SER:O	1:C:337:VAL:C	2.54	0.44
1:C:355:LEU:O	1:C:356:ASP:C	2.55	0.44
1:D:5:THR:HG23	1:D:8:ASP:CG	2.38	0.44
1:D:164:LEU:CD2	1:F:223:ARG:HH11	2.22	0.44
1:D:429:ARG:HH11	1:D:429:ARG:CG	2.31	0.44
1:E:326:ARG:HD3	1:E:330:THR:HG23	2.00	0.44
1:E:375:MET:CG	1:E:379:GLU:OE2	2.61	0.44
1:F:60:PHE:HB3	2:X:758:LYS:CB	2.48	0.44
1:G:81:PRO:O	1:G:88:LYS:HE2	2.18	0.44
1:G:214:PHE:CE1	1:G:218:VAL:CG2	3.01	0.44
1:G:303:TYR:O	1:G:305:ALA:N	2.51	0.44
1:H:405:MET:C	1:H:407:LYS:N	2.68	0.44
1:I:24:GLN:HG3	1:I:91:ARG:HD3	2.00	0.44
1:I:106:GLY:O	1:I:108:PRO:HD3	2.18	0.44
1:I:146:PRO:HB3	1:I:228:HIS:CG	2.53	0.44
1:I:309:VAL:HG22	1:I:388:LEU:HD21	1.99	0.44
1:J:169:ARG:O	1:J:172:ILE:N	2.51	0.44
1:J:376:SER:CB	1:J:378:GLU:OE1	2.62	0.44

Continued on next page...

Continued from previous page...

Atom-1	Atom-2	Interatomic distance (Å)	Clash overlap (Å)
1:K:115:ILE:O	1:K:118:GLU:HB2	2.18	0.44
1:K:417:PHE:CD2	1:K:417:PHE:C	2.91	0.44
1:L:96:ILE:HG21	1:L:104:PHE:HD2	1.83	0.44
1:L:196:GLU:HG3	1:L:198:ASP:OD1	2.17	0.44
1:L:282:ALA:HA	1:L:285:PHE:CE2	2.52	0.44
1:L:378:GLU:O	1:L:382:GLU:HG3	2.18	0.44
1:M:74:LEU:HD22	1:M:74:LEU:N	2.33	0.44
1:M:82:TRP:O	1:M:83:THR:HG22	2.18	0.44
1:M:98:ASN:HB3	1:M:99:PRO:HD2	2.00	0.44
1:N:79:ILE:HD13	1:N:90:ALA:HB2	2.00	0.44
1:N:96:ILE:CG2	1:N:104:PHE:CD2	2.96	0.44
1:N:232:MET:HE2	1:N:234:LYS:O	2.16	0.44
2:1:748:LEU:O	2:1:748:LEU:HD13	2.18	0.44
1:A:38:PRO:C	1:A:40:SER:N	2.72	0.43
1:A:161:PRO:HG2	1:A:166:GLU:OE1	2.18	0.43
1:A:161:PRO:CG	1:A:166:GLU:OE1	2.66	0.43
1:A:211:ILE:N	1:A:211:ILE:HD12	2.32	0.43
1:B:45:ALA:HA	1:B:50:VAL:HG23	1.99	0.43
1:B:53:ASP:OD1	1:B:62:ARG:NH2	2.50	0.43
1:B:402:ASN:OD1	1:B:402:ASN:C	2.56	0.43
1:C:63:ILE:O	1:C:63:ILE:CG2	2.66	0.43
1:C:269:GLU:O	1:C:270:THR:C	2.57	0.43
1:C:295:SER:OG	1:C:338:ASP:OD1	2.33	0.43
1:C:342:ASN:O	1:C:343:PRO:C	2.56	0.43
1:D:78:VAL:CG2	1:D:91:ARG:HH12	2.30	0.43
1:D:105:GLU:HG3	1:D:106:GLY:N	2.33	0.43
1:D:245:HIS:CG	1:D:335:ARG:HG2	2.53	0.43
1:E:84:ALA:HB1	1:E:88:LYS:HE2	1.99	0.43
1:E:120:GLU:C	1:E:122:LEU:H	2.21	0.43
1:E:169:ARG:CZ	1:E:187:HIS:O	2.65	0.43
1:E:243:GLY:C	1:E:339:PRO:HD3	2.37	0.43
1:E:350:LEU:HD23	1:E:350:LEU:HA	1.79	0.43
1:F:220:THR:O	1:F:220:THR:HG22	2.16	0.43
1:F:351:LEU:O	1:F:351:LEU:CG	2.65	0.43
1:G:32:ILE:HG12	1:G:216:LEU:HD11	2.00	0.43
1:G:316:ARG:HD2	2:T:747:MET:HG2	2.00	0.43
1:H:20:TYR:CE2	1:H:36:GLU:OE2	2.71	0.43
1:H:67:ASP:OD1	1:J:323:PRO:HB3	2.18	0.43
1:H:288:VAL:O	1:H:288:VAL:CG1	2.66	0.43
1:H:429:ARG:O	1:N:297:LYS:HD3	2.18	0.43
1:I:19:LYS:HD3	1:I:39:VAL:HG11	1.99	0.43

Continued on next page...

Continued from previous page...

Atom-1	Atom-2	Interatomic distance (Å)	Clash overlap (Å)
1:I:37:ILE:HA	1:I:38:PRO:HD3	1.92	0.43
1:I:281:HIS:O	1:I:285:PHE:N	2.37	0.43
1:J:280:LYS:HD3	1:J:281:HIS:CE1	2.53	0.43
1:J:368:ILE:HG23	1:J:369:ASP:N	2.33	0.43
1:J:373:TYR:HD2	2:2:746:LYS:CB	2.31	0.43
1:K:76:THR:O	1:K:78:VAL:HG23	2.18	0.43
1:K:157:PHE:CD1	1:K:157:PHE:N	2.86	0.43
1:K:208:CYS:SG	1:K:347:LEU:HD12	2.57	0.43
1:K:305:ALA:HA	1:K:306:PRO:HD3	1.84	0.43
1:K:414:PHE:CZ	1:K:418:ILE:HG13	2.53	0.43
1:L:243:GLY:HA2	1:L:298:ARG:NH1	2.33	0.43
1:L:258:PHE:CD2	1:L:258:PHE:N	2.86	0.43
1:L:287:ALA:CB	1:L:395:ALA:HB1	2.39	0.43
1:L:308:TYR:CE2	1:L:380:ARG:CZ	3.01	0.43
1:M:295:SER:O	1:M:299:LEU:CD2	2.64	0.43
1:M:368:ILE:CG2	1:M:372:ILE:HG23	2.48	0.43
1:N:154:GLY:HA2	1:N:158:ASP:OD1	2.18	0.43
1:N:172:ILE:HG22	1:N:176:LEU:HD11	2.00	0.43
1:N:184:GLU:OE1	1:N:184:GLU:CA	2.61	0.43
1:N:319:LEU:CD2	1:N:319:LEU:C	2.86	0.43
2:X:752:ASN:C	2:X:754:HIS:H	2.22	0.43
2:Y:754:HIS:HA	2:Y:757:TYR:HE1	1.83	0.43
1:A:289:THR:HG22	1:A:346:ALA:HB1	1.99	0.43
1:A:297:LYS:HE3	1:C:436:GLU:OE2	2.18	0.43
1:A:308:TYR:OH	2:P:746:LYS:HD2	2.18	0.43
1:B:44:LYS:HE3	1:B:49:LYS:C	2.37	0.43
1:B:365:PRO:O	1:B:367:PRO:CD	2.66	0.43
1:B:373:TYR:HD2	2:Z:746:LYS:CB	2.30	0.43
1:C:35:VAL:O	1:C:35:VAL:HG22	2.18	0.43
1:C:37:ILE:O	1:C:38:PRO:O	2.37	0.43
1:C:269:GLU:OE1	1:C:269:GLU:HA	2.18	0.43
1:C:396:LEU:O	1:C:399:PHE:HB3	2.18	0.43
1:D:323:PRO:HG2	1:D:331:ARG:NH2	2.33	0.43
1:D:369:ASP:O	1:D:370:ARG:C	2.57	0.43
1:D:412:HIS:ND1	1:D:412:HIS:C	2.71	0.43
1:E:27:ASP:OD2	1:E:30:GLY:N	2.49	0.43
1:F:294:ASN:OD1	1:F:294:ASN:O	2.36	0.43
1:F:389:PRO:HA	1:F:394:GLU:CD	2.37	0.43
1:G:159:LEU:HD13	1:M:216:LEU:HD21	1.97	0.43
1:H:209:ASP:C	1:H:211:ILE:N	2.70	0.43
1:H:347:LEU:HD12	1:H:347:LEU:HA	1.80	0.43

Continued on next page...

Continued from previous page...

Atom-1	Atom-2	Interatomic distance (Å)	Clash overlap (Å)
1:I:152:ASP:OD2	1:I:188:HIS:NE2	2.48	0.43
1:I:233:PRO:HB3	1:I:298:ARG:HD3	1.99	0.43
1:K:56:SER:CB	1:N:156:TYR:HD2	2.30	0.43
1:L:19:LYS:HG3	1:L:87:GLY:HA3	2.01	0.43
1:L:140:LEU:HB2	1:L:226:GLY:O	2.18	0.43
1:L:258:PHE:O	1:L:268:SER:N	2.39	0.43
1:L:271:ALA:C	1:L:273:HIS:N	2.69	0.43
1:L:350:LEU:HD23	1:L:350:LEU:HA	1.56	0.43
1:M:47:ASP:HB3	1:M:49:LYS:HE2	2.00	0.43
2:U:754:HIS:O	2:U:757:TYR:HD1	2.01	0.43
2:W:750:GLY:O	2:W:754:HIS:N	2.28	0.43
2:Y:750:GLY:O	2:Y:754:HIS:N	2.48	0.43
2:Z:756:ARG:O	2:Z:760:ARG:HD2	2.18	0.43
1:A:160:ALA:HB3	1:A:169:ARG:HH22	1.77	0.43
1:A:288:VAL:O	1:A:291:PRO:CD	2.65	0.43
1:A:292:THR:C	1:A:392:LEU:HD13	2.38	0.43
1:A:396:LEU:O	1:A:400:LYS:HG3	2.18	0.43
1:A:399:PHE:CD2	1:A:418:ILE:HD11	2.54	0.43
1:C:54:GLY:C	1:C:56:SER:N	2.72	0.43
1:C:232:MET:CE	1:C:294:ASN:ND2	2.82	0.43
1:D:60:PHE:HD2	2:Y:758:LYS:HE2	1.81	0.43
1:E:171:ASP:O	1:E:175:GLU:HG3	2.17	0.43
1:E:286:THR:HG21	1:E:389:PRO:HD2	1.99	0.43
1:E:361:LYS:HB2	1:E:361:LYS:HE3	1.81	0.43
1:H:35:VAL:CG1	1:H:70:LEU:CD2	2.93	0.43
1:H:107:ASP:HA	1:H:108:PRO:HD3	1.86	0.43
1:H:134:GLU:HB2	1:H:243:GLY:H	1.84	0.43
1:H:244:MET:O	1:H:337:VAL:HG12	2.18	0.43
1:H:278:ILE:O	1:H:278:ILE:HG22	2.17	0.43
1:H:357:GLY:CA	1:H:362:LEU:HD13	2.28	0.43
1:I:78:VAL:CG2	1:I:91:ARG:HH12	2.31	0.43
1:I:234:LYS:HD2	1:I:239:VAL:O	2.18	0.43
1:J:38:PRO:HD2	1:J:41:GLN:HG3	2.00	0.43
1:J:106:GLY:O	1:J:413:LEU:HD21	2.18	0.43
1:J:129:LEU:CD1	1:J:347:LEU:HD21	2.48	0.43
1:J:297:LYS:HE3	1:K:436:GLU:OE2	2.19	0.43
1:K:207:SER:O	1:K:210:ASP:N	2.51	0.43
1:K:269:GLU:O	1:K:273:HIS:HD2	2.02	0.43
1:K:388:LEU:HD23	1:K:388:LEU:N	2.33	0.43
1:M:72:PRO:O	1:M:72:PRO:HG2	2.18	0.43
1:M:157:PHE:N	1:M:157:PHE:HD1	2.16	0.43

Continued on next page...

Continued from previous page...

Atom-1	Atom-2	Interatomic distance (Å)	Clash overlap (Å)
1:M:252:LYS:HE3	1:M:252:LYS:HB2	1.83	0.43
1:M:303:TYR:HD1	2:U:753:ALA:HB1	1.82	0.43
1:M:402:ASN:CG	1:M:404:VAL:HG12	2.37	0.43
1:A:371:ASN:HB3	1:A:374:VAL:HG11	1.99	0.43
1:B:135:PHE:CZ	1:B:195:HIS:HB2	2.53	0.43
1:B:283:THR:OG1	1:B:398:GLU:OE1	2.27	0.43
1:B:307:CYS:O	1:B:388:LEU:HG	2.18	0.43
1:C:124:PHE:CZ	1:C:358:ILE:HD13	2.53	0.43
1:C:208:CYS:SG	1:C:347:LEU:CD2	3.06	0.43
1:E:71:TYR:HB2	1:E:95:ASP:HB2	2.00	0.43
1:E:331:ARG:O	1:E:331:ARG:HG2	2.16	0.43
1:F:20:TYR:OH	1:F:36:GLU:CD	2.57	0.43
1:F:267:LEU:HD23	1:F:267:LEU:HA	1.87	0.43
1:G:172:ILE:HD11	1:G:218:VAL:HA	2.01	0.43
1:I:67:ASP:C	1:I:68:MET:HG2	2.37	0.43
1:I:264:ASP:N	1:I:264:ASP:OD1	2.50	0.43
1:J:28:ILE:CD1	1:J:345:LEU:HD11	2.49	0.43
1:J:138:PHE:CE2	1:J:148:LEU:HA	2.52	0.43
1:K:71:TYR:CE1	1:K:97:TYR:CD1	3.07	0.43
1:L:22:ARG:CD	1:L:34:ASN:OD1	2.66	0.43
1:L:134:GLU:OE1	3:L:501:GLN:HB2	2.19	0.43
1:L:237:PHE:CD1	1:M:431:GLN:HA	2.53	0.43
1:M:250:LEU:HD12	1:M:274:PHE:HD1	1.84	0.43
1:M:333:GLU:HG2	1:M:335:ARG:HG2	2.00	0.43
1:M:418:ILE:O	1:M:419:GLU:C	2.56	0.43
1:N:119:MET:HE1	1:N:127:PHE:CA	2.48	0.43
1:N:357:GLY:HA2	1:N:362:LEU:HD22	2.00	0.43
1:N:380:ARG:NH1	1:N:387:ASP:OD2	2.52	0.43
1:N:410:GLY:O	1:N:411:GLU:C	2.56	0.43
1:N:413:LEU:HA	1:N:413:LEU:HD23	1.69	0.43
2:R:748:LEU:O	2:R:748:LEU:HD13	2.18	0.43
2:S:753:ALA:C	2:S:757:TYR:HE1	2.22	0.43
1:B:428:PHE:HD1	1:D:435:TRP:CE3	2.36	0.43
1:C:41:GLN:OE1	1:I:200:LYS:CE	2.65	0.43
1:C:323:PRO:HG2	1:C:331:ARG:HH21	1.83	0.43
1:D:52:PHE:HE2	1:D:54:GLY:CA	2.23	0.43
1:D:158:ASP:O	1:D:159:LEU:HD12	2.18	0.43
1:E:175:GLU:O	1:E:178:GLU:N	2.51	0.43
1:E:275:ILE:HD13	1:E:332:VAL:HG11	2.00	0.43
1:E:372:ILE:HG13	1:E:372:ILE:O	2.18	0.43
1:F:5:THR:O	1:F:6:ARG:C	2.57	0.43

Continued on next page...

Continued from previous page...

Atom-1	Atom-2	Interatomic distance (Å)	Clash overlap (Å)
1:F:140:LEU:HB2	1:F:226:GLY:O	2.18	0.43
1:F:232:MET:HE1	1:F:294:ASN:ND2	2.33	0.43
1:F:250:LEU:HD11	1:F:274:PHE:CD1	2.54	0.43
1:F:406:VAL:HA	1:F:414:PHE:CD1	2.53	0.43
1:G:320:ILE:CG2	1:G:332:VAL:HG12	2.48	0.43
1:H:258:PHE:O	1:H:267:LEU:HA	2.18	0.43
1:I:170:ARG:O	1:I:174:LEU:CD2	2.66	0.43
1:I:242:SER:O	1:I:298:ARG:HD2	2.18	0.43
1:I:274:PHE:CE2	1:I:278:ILE:HD11	2.53	0.43
1:I:315:ASN:O	1:I:316:ARG:C	2.56	0.43
1:J:80:PHE:HA	1:J:81:PRO:HD3	1.77	0.43
1:J:139:LYS:HD2	1:J:149:GLU:CG	2.48	0.43
1:J:219:LYS:HA	1:J:229:ALA:HB3	2.00	0.43
1:K:56:SER:CB	1:N:156:TYR:CD2	3.01	0.43
1:K:61:VAL:O	1:K:61:VAL:HG23	2.18	0.43
1:K:83:THR:O	1:K:84:ALA:HB3	2.17	0.43
1:K:317:SER:O	1:K:317:SER:OG	2.31	0.43
1:L:214:PHE:CZ	1:L:218:VAL:CG2	2.99	0.43
1:M:169:ARG:NH2	1:M:188:HIS:HA	2.34	0.43
1:M:344:TYR:C	1:M:346:ALA:N	2.72	0.43
1:M:440:TYR:CD1	1:M:444:TYR:HE2	2.37	0.43
2:W:757:TYR:C	2:W:759:ASN:H	2.22	0.43
2:2:752:ASN:HA	2:2:755:PHE:CE2	2.53	0.43
1:A:23:LEU:CD2	1:A:94:CYS:SG	3.00	0.43
1:B:12:LEU:HD12	1:B:12:LEU:H	1.84	0.43
1:B:62:ARG:HG3	1:B:62:ARG:O	2.18	0.43
1:B:153:LYS:HE2	1:B:153:LYS:CA	2.34	0.43
1:B:160:ALA:O	1:B:161:PRO:C	2.56	0.43
1:B:170:ARG:NH2	1:N:22:ARG:NH2	2.66	0.43
1:B:244:MET:O	1:B:245:HIS:C	2.57	0.43
1:C:285:PHE:C	1:C:285:PHE:HD1	2.22	0.43
1:C:310:ALA:HB1	1:C:368:ILE:HG12	2.00	0.43
1:D:23:LEU:O	1:D:34:ASN:CB	2.64	0.43
1:D:25:PHE:CD1	1:D:25:PHE:C	2.91	0.43
1:D:51:MET:HG2	1:D:68:MET:O	2.16	0.43
1:D:132:GLU:N	1:D:133:PRO:CD	2.81	0.43
1:D:418:ILE:HG23	1:D:422:GLU:OE2	2.19	0.43
1:E:316:ARG:HH11	1:E:371:ASN:ND2	2.16	0.43
1:G:80:PHE:HA	1:G:81:PRO:HD3	1.79	0.43
1:G:337:VAL:HG12	1:G:338:ASP:N	2.34	0.43
1:G:368:ILE:HG23	1:G:372:ILE:HD12	2.00	0.43

Continued on next page...

Continued from previous page...

Atom-1	Atom-2	Interatomic distance (Å)	Clash overlap (Å)
1:G:411:GLU:H	1:G:411:GLU:HG2	1.49	0.43
1:H:173:VAL:O	1:H:173:VAL:CG1	2.67	0.43
1:J:84:ALA:HB2	1:J:88:LYS:HE3	2.01	0.43
1:J:169:ARG:HH22	1:J:188:HIS:HB2	1.83	0.43
1:J:208:CYS:SG	1:J:347:LEU:CD1	3.06	0.43
1:J:244:MET:CG	1:J:244:MET:O	2.65	0.43
1:J:306:PRO:HG2	1:J:335:ARG:HB2	1.99	0.43
1:J:421:LYS:HD3	1:J:421:LYS:HA	1.78	0.43
1:K:5:THR:HG22	1:K:8:ASP:CG	2.39	0.43
1:K:107:ASP:O	1:K:108:PRO:C	2.56	0.43
1:K:302:GLY:O	1:K:304:GLU:N	2.49	0.43
1:K:443:GLN:NE2	1:K:444:TYR:HE2	2.17	0.43
1:L:109:ARG:HD3	1:L:344:TYR:CE2	2.53	0.43
1:M:62:ARG:HB3	2:T:754:HIS:CE1	2.54	0.43
1:M:214:PHE:CE2	1:M:218:VAL:HG21	2.53	0.43
1:N:237:PHE:O	1:N:239:VAL:N	2.51	0.43
1:N:342:ASN:C	1:N:344:TYR:N	2.71	0.43
2:R:751:GLN:HG3	2:R:755:PHE:CE1	2.53	0.43
2:X:748:LEU:O	2:X:748:LEU:HD13	2.19	0.43
1:A:290:ASN:ND2	1:A:299:LEU:HD11	2.34	0.43
1:B:28:ILE:HG13	1:B:413:LEU:HD22	2.00	0.43
1:B:388:LEU:HD23	1:B:388:LEU:HA	1.82	0.43
1:C:53:ASP:OD2	1:C:53:ASP:C	2.56	0.43
1:C:185:ALA:CB	1:E:37:ILE:HG22	2.48	0.43
1:C:271:ALA:O	1:C:275:ILE:HD13	2.18	0.43
1:C:282:ALA:HB1	1:C:319:LEU:HD21	2.00	0.43
1:D:252:LYS:C	1:D:253:ASN:ND2	2.72	0.43
1:E:256:ASN:HD22	1:E:328:ILE:CA	2.29	0.43
1:E:366:ALA:HA	1:E:367:PRO:HD2	1.95	0.43
1:F:293:VAL:HG23	1:F:424:GLU:HG2	2.01	0.43
1:F:359:LYS:HB2	1:F:359:LYS:HZ2	1.83	0.43
1:G:119:MET:CE	1:G:250:LEU:CD2	2.97	0.43
1:G:160:ALA:N	1:G:161:PRO:CD	2.80	0.43
1:H:19:LYS:HD3	1:H:19:LYS:HA	1.59	0.43
1:H:33:LYS:CB	1:J:157:PHE:O	2.64	0.43
1:H:192:PRO:HD3	2:Y:757:TYR:HD2	1.84	0.43
1:H:265:LEU:O	1:H:266:GLN:CB	2.67	0.43
1:H:269:GLU:C	1:H:271:ALA:N	2.70	0.43
1:I:83:THR:HG21	1:I:89:VAL:H	1.83	0.43
1:I:130:GLY:O	1:I:247:ASN:ND2	2.39	0.43
1:I:257:ALA:O	1:I:258:PHE:HD2	2.01	0.43

Continued on next page...

Continued from previous page...

Atom-1	Atom-2	Interatomic distance (Å)	Clash overlap (Å)
1:J:220:THR:C	1:J:222:ALA:N	2.72	0.43
1:K:265:LEU:C	1:K:267:LEU:N	2.70	0.43
1:K:283:THR:HG21	1:K:398:GLU:OE1	2.18	0.43
1:L:151:ASN:HD22	1:L:164:LEU:HB2	1.83	0.43
1:L:355:LEU:O	1:L:359:LYS:HB3	2.18	0.43
1:M:345:LEU:O	1:M:349:VAL:HG22	2.19	0.43
1:N:140:LEU:HB2	1:N:226:GLY:O	2.19	0.43
1:N:342:ASN:O	1:N:344:TYR:N	2.51	0.43
1:A:360:ASN:O	1:A:361:LYS:C	2.57	0.43
1:B:239:VAL:HA	2:Z:757:TYR:HE2	1.77	0.43
1:B:350:LEU:HD23	1:B:350:LEU:HA	1.84	0.43
1:B:377:LYS:CG	1:B:380:ARG:HH12	2.31	0.43
1:C:27:ASP:OD1	1:C:31:THR:HB	2.19	0.43
1:C:193:GLY:O	1:C:194:GLN:C	2.57	0.43
1:C:220:THR:O	1:C:221:ILE:C	2.57	0.43
1:D:109:ARG:HA	1:D:344:TYR:CD2	2.53	0.43
1:D:214:PHE:O	1:D:218:VAL:HG23	2.19	0.43
1:E:9:ILE:O	1:E:12:LEU:HB2	2.19	0.43
1:E:73:ASP:HB3	1:E:76:THR:HG23	2.00	0.43
1:E:135:PHE:CE2	1:E:137:LEU:HD21	2.53	0.43
1:E:139:LYS:NZ	1:E:150:LEU:O	2.50	0.43
1:E:240:ASN:N	2:W:757:TYR:HH	2.17	0.43
1:E:369:ASP:H	1:E:370:ARG:HH21	1.66	0.43
1:E:413:LEU:HA	1:E:413:LEU:HD23	1.60	0.43
1:F:28:ILE:HG23	1:F:29:LEU:N	2.34	0.43
1:F:127:PHE:CE1	1:F:248:LEU:HB3	2.54	0.43
1:F:141:ASP:OD2	1:F:145:GLU:N	2.51	0.43
1:F:301:PRO:CB	1:F:373:TYR:HE2	2.26	0.43
1:F:351:LEU:O	1:F:351:LEU:HD12	2.19	0.43
1:F:359:LYS:CG	1:F:360:ASN:N	2.82	0.43
1:G:39:VAL:O	1:G:39:VAL:CG2	2.67	0.43
1:G:115:ILE:O	1:G:115:ILE:HG22	2.19	0.43
1:H:6:ARG:HG3	1:H:46:LEU:HD13	2.01	0.43
1:H:63:ILE:HD12	2:2:747:MET:CE	2.40	0.43
1:I:23:LEU:HB2	1:I:35:VAL:HG13	2.00	0.43
1:I:37:ILE:HG22	1:L:185:ALA:HB2	2.00	0.43
1:I:213:THR:O	1:I:217:VAL:HG23	2.18	0.43
1:I:316:ARG:HH12	2:Q:747:MET:HA	1.81	0.43
1:J:176:LEU:HB3	1:J:183:ILE:HD11	2.01	0.43
1:J:311:TRP:CE2	1:J:367:PRO:HB3	2.54	0.43
1:K:60:PHE:HA	2:V:754:HIS:ND1	2.33	0.43

Continued on next page...

Continued from previous page...

Atom-1	Atom-2	Interatomic distance (Å)	Clash overlap (Å)
1:K:237:PHE:CD1	1:K:238:GLY:N	2.86	0.43
1:K:345:LEU:CD2	1:K:413:LEU:HD11	2.47	0.43
1:L:52:PHE:HE1	1:L:70:LEU:HD13	1.77	0.43
1:L:127:PHE:CE1	1:L:248:LEU:HB3	2.54	0.43
1:M:135:PHE:CE1	1:M:197:ILE:HD13	2.53	0.43
1:N:129:LEU:HD21	1:N:246:CYS:HB3	2.01	0.43
1:N:170:ARG:O	1:N:171:ASP:C	2.56	0.43
2:S:755:PHE:HA	2:S:758:LYS:HB3	2.01	0.43
2:X:752:ASN:ND2	2:X:755:PHE:CE2	2.86	0.43
2:2:749:GLU:HA	2:2:752:ASN:HB2	2.00	0.43
1:A:276:ALA:HB2	1:A:364:ALA:CA	2.48	0.43
1:B:53:ASP:OD2	1:B:53:ASP:C	2.57	0.43
1:B:134:GLU:OE1	3:B:501:GLN:HB3	2.19	0.43
1:B:230:THR:O	1:B:230:THR:HG23	2.18	0.43
1:C:168:CYS:C	1:C:170:ARG:N	2.70	0.43
1:D:164:LEU:CD2	1:F:223:ARG:NH1	2.74	0.43
1:E:5:THR:H	1:E:8:ASP:CB	2.31	0.43
1:E:7:GLU:H	1:E:7:GLU:HG3	1.58	0.43
1:E:109:ARG:NH1	1:E:209:ASP:OD1	2.52	0.43
1:F:49:LYS:HD2	1:F:49:LYS:HA	1.81	0.43
1:F:305:ALA:HA	1:F:306:PRO:HD3	1.64	0.43
1:F:379:GLU:O	1:F:382:GLU:HB2	2.19	0.43
1:F:437:ARG:O	1:F:441:MET:HB2	2.19	0.43
1:H:19:LYS:HA	1:H:39:VAL:CG1	2.49	0.43
1:H:91:ARG:HD2	1:H:91:ARG:C	2.39	0.43
1:H:187:HIS:O	1:H:188:HIS:O	2.36	0.43
1:H:297:LYS:HE3	1:N:436:GLU:CD	2.39	0.43
1:H:318:PRO:HG2	1:H:335:ARG:HD2	2.01	0.43
1:H:326:ARG:HA	1:H:326:ARG:HD3	1.71	0.43
1:I:3:LYS:CB	1:I:75:ASN:OD1	2.60	0.43
1:I:104:PHE:HZ	1:I:412:HIS:CE1	2.35	0.43
1:I:136:PHE:HA	1:I:194:GLN:HA	2.00	0.43
1:J:116:LEU:HD11	1:J:204:ALA:CB	2.49	0.43
1:K:309:VAL:HG13	1:K:319:LEU:HD13	2.01	0.43
1:K:443:GLN:C	1:K:444:TYR:HD2	2.21	0.43
1:L:127:PHE:HE2	1:L:347:LEU:HD22	1.83	0.43
1:L:276:ALA:HB2	1:L:364:ALA:CA	2.49	0.43
1:M:42:LEU:CD1	1:M:46:LEU:CD2	2.97	0.43
1:M:47:ASP:OD2	1:M:49:LYS:HE2	2.18	0.43
1:M:127:PHE:CZ	1:M:248:LEU:CD2	3.01	0.43
1:M:246:CYS:O	1:M:333:GLU:HA	2.18	0.43

Continued on next page...

Continued from previous page...

Atom-1	Atom-2	Interatomic distance (Å)	Clash overlap (Å)
1:M:372:ILE:O	1:M:374:VAL:N	2.52	0.43
1:N:193:GLY:O	1:N:195:HIS:HD2	2.02	0.43
2:P:749:GLU:O	2:P:752:ASN:HB3	2.18	0.43
1:A:57:ILE:C	1:A:59:GLY:N	2.71	0.43
1:A:138:PHE:O	1:A:228:HIS:N	2.49	0.43
1:A:433:HIS:HA	1:A:434:PRO:HD3	1.82	0.43
1:B:77:PHE:HE1	1:B:90:ALA:CB	2.32	0.43
1:B:115:ILE:HD11	1:B:408:ALA:HA	2.00	0.43
1:B:363:GLU:O	1:B:364:ALA:C	2.56	0.43
1:C:136:PHE:HE2	1:C:194:GLN:H	1.66	0.43
1:D:18:VAL:CG1	1:D:21:ILE:HD11	2.49	0.43
1:D:63:ILE:HD11	2:Y:751:GLN:OE1	2.19	0.43
1:D:140:LEU:HD12	1:D:226:GLY:C	2.39	0.43
1:D:214:PHE:CE1	1:D:218:VAL:CG2	3.02	0.43
1:E:303:TYR:HD1	2:W:753:ALA:HB1	1.83	0.43
1:E:370:ARG:HE	1:E:370:ARG:N	2.11	0.43
1:E:434:PRO:HG2	1:F:434:PRO:CG	2.44	0.43
1:F:104:PHE:C	1:F:104:PHE:CD1	2.91	0.43
1:G:276:ALA:HB2	1:G:364:ALA:N	2.34	0.43
1:G:368:ILE:HG23	1:G:372:ILE:CD1	2.49	0.43
1:G:380:ARG:HG2	1:G:380:ARG:O	2.18	0.43
1:H:76:THR:HB	1:H:93:ILE:HG12	2.00	0.43
1:H:102:THR:CG2	1:H:103:PRO:N	2.82	0.43
1:H:275:ILE:HD13	1:H:332:VAL:HG11	2.01	0.43
1:I:22:ARG:O	1:I:91:ARG:HA	2.19	0.43
1:J:152:ASP:OD2	1:J:152:ASP:C	2.58	0.43
1:K:272:LYS:O	1:K:364:ALA:HB2	2.18	0.43
1:K:281:HIS:ND1	1:K:353:ALA:HB1	2.34	0.43
1:L:54:GLY:C	1:L:56:SER:H	2.21	0.43
1:L:119:MET:HE3	1:L:127:PHE:HB2	2.00	0.43
1:L:317:SER:O	1:L:317:SER:OG	2.37	0.43
1:M:302:GLY:HA2	2:U:750:GLY:CA	2.49	0.43
1:M:316:ARG:CD	2:U:747:MET:HG2	2.48	0.43
1:M:347:LEU:HD13	1:M:347:LEU:HA	1.68	0.43
1:N:272:LYS:O	1:N:364:ALA:HB2	2.18	0.43
1:N:375:MET:HG2	1:N:379:GLU:OE2	2.19	0.43
2:R:753:ALA:O	2:R:757:TYR:CE1	2.72	0.43
1:A:18:VAL:CG2	1:A:79:ILE:CD1	2.97	0.42
1:A:129:LEU:CD2	1:A:131:PRO:HG3	2.34	0.42
1:A:230:THR:O	1:A:230:THR:CG2	2.67	0.42
1:A:285:PHE:CD1	1:A:285:PHE:C	2.93	0.42

Continued on next page...

Continued from previous page...

Atom-1	Atom-2	Interatomic distance (Å)	Clash overlap (Å)
1:A:404:VAL:O	1:A:407:LYS:HB2	2.20	0.42
1:A:413:LEU:HD23	1:A:413:LEU:HA	1.83	0.42
1:A:422:GLU:O	1:A:426:ASP:HB2	2.17	0.42
1:B:60:PHE:CD1	1:B:60:PHE:C	2.92	0.42
1:B:202:ALA:HB1	1:B:206:ARG:HG2	2.01	0.42
1:C:91:ARG:CD	1:C:91:ARG:C	2.88	0.42
1:C:137:LEU:HD12	1:C:195:HIS:CD2	2.54	0.42
1:D:154:GLY:HA3	1:D:188:HIS:CE1	2.53	0.42
1:D:285:PHE:CD1	1:D:285:PHE:C	2.92	0.42
1:E:4:TYR:HE2	1:E:12:LEU:HD11	1.84	0.42
1:E:63:ILE:CG2	1:E:64:GLU:HG2	2.48	0.42
1:E:197:ILE:HD12	1:E:214:PHE:CZ	2.54	0.42
1:E:284:SER:OG	1:E:402:ASN:ND2	2.52	0.42
1:E:375:MET:HB3	1:E:379:GLU:CD	2.38	0.42
1:G:13:VAL:HG21	1:G:42:LEU:HD21	2.00	0.42
1:G:235:PRO:HG2	1:G:236:LEU:N	2.33	0.42
1:H:187:HIS:C	1:H:188:HIS:O	2.58	0.42
1:I:9:ILE:H	1:I:9:ILE:CD1	2.26	0.42
1:I:402:ASN:C	1:I:402:ASN:OD1	2.57	0.42
1:I:413:LEU:O	1:I:417:PHE:HB2	2.19	0.42
1:J:64:GLU:CG	1:M:314:GLN:NE2	2.82	0.42
1:J:234:LYS:CE	1:J:239:VAL:O	2.68	0.42
1:K:112:LEU:O	1:K:115:ILE:N	2.52	0.42
1:L:93:ILE:CG2	1:L:94:CYS:N	2.82	0.42
1:L:129:LEU:HD23	1:L:130:GLY:N	2.33	0.42
1:L:138:PHE:HE2	1:L:150:LEU:HD23	1.82	0.42
1:L:439:GLN:HE22	2:T:759:ASN:C	2.22	0.42
1:M:48:ASN:OD1	1:M:71:TYR:CA	2.50	0.42
1:A:55:SER:HB2	1:A:62:ARG:HB2	2.01	0.42
1:B:141:ASP:HB3	1:B:147:THR:HG21	2.01	0.42
1:B:171:ASP:CG	1:B:225:HIS:HE1	2.21	0.42
1:B:331:ARG:O	1:B:331:ARG:CG	2.66	0.42
1:D:176:LEU:CD2	1:D:217:VAL:HG11	2.48	0.42
1:D:215:LYS:HG3	1:D:231:PHE:CD2	2.54	0.42
1:D:405:MET:C	1:D:408:ALA:HB3	2.40	0.42
1:D:440:TYR:CD1	1:D:444:TYR:HE2	2.37	0.42
1:E:120:GLU:C	1:E:122:LEU:N	2.72	0.42
1:E:173:VAL:O	1:E:173:VAL:HG12	2.18	0.42
1:E:234:LYS:O	1:E:234:LYS:CG	2.56	0.42
1:E:397:GLU:OE1	1:E:397:GLU:HA	2.18	0.42
1:F:95:ASP:HB3	1:F:97:TYR:CE1	2.51	0.42

Continued on next page...

Continued from previous page...

Atom-1	Atom-2	Interatomic distance (Å)	Clash overlap (Å)
1:F:345:LEU:O	1:F:348:SER:HB2	2.18	0.42
1:G:110:ASN:O	1:G:111:ASN:C	2.56	0.42
1:G:169:ARG:O	1:G:173:VAL:CG2	2.67	0.42
1:G:300:VAL:CG2	1:I:430:THR:HG22	2.48	0.42
1:G:306:PRO:HA	1:G:317:SER:HB3	2.01	0.42
1:H:56:SER:HB3	1:J:156:TYR:CD2	2.54	0.42
1:H:371:ASN:O	1:H:374:VAL:HG22	2.19	0.42
1:I:9:ILE:HD12	1:I:9:ILE:N	2.27	0.42
1:I:9:ILE:HG12	1:I:74:LEU:CD1	2.48	0.42
1:I:137:LEU:HD12	1:I:195:HIS:NE2	2.34	0.42
1:I:305:ALA:HA	1:I:306:PRO:HD3	1.85	0.42
1:J:380:ARG:HB3	1:J:385:ILE:CG2	2.50	0.42
1:J:406:VAL:HA	1:J:414:PHE:CD1	2.54	0.42
1:K:35:VAL:HG11	1:K:70:LEU:HD21	2.00	0.42
1:K:119:MET:HE1	1:K:127:PHE:CA	2.49	0.42
1:K:380:ARG:HH11	1:K:380:ARG:HG2	1.85	0.42
1:L:21:ILE:O	1:L:36:GLU:HA	2.19	0.42
1:L:112:LEU:HD22	1:L:116:LEU:HD12	2.01	0.42
1:L:243:GLY:CA	1:L:298:ARG:NH1	2.82	0.42
1:L:311:TRP:CD2	1:L:367:PRO:HB3	2.54	0.42
1:L:380:ARG:O	1:L:385:ILE:HB	2.19	0.42
1:M:19:LYS:HA	1:M:39:VAL:HG12	2.01	0.42
1:M:343:PRO:O	1:M:346:ALA:HB3	2.19	0.42
1:N:200:LYS:HG3	1:N:201:TYR:HB2	2.01	0.42
2:W:749:GLU:CA	2:W:752:ASN:HB2	2.44	0.42
2:Z:752:ASN:O	2:Z:756:ARG:HD2	2.19	0.42
1:A:13:VAL:O	1:A:17:ASN:HA	2.19	0.42
1:A:68:MET:HE3	1:A:104:PHE:CE2	2.54	0.42
1:A:124:PHE:HD2	1:A:251:PHE:O	2.02	0.42
1:B:259:PHE:CE2	1:B:327:GLY:HA2	2.54	0.42
1:B:435:TRP:CE3	1:D:428:PHE:HD1	2.36	0.42
1:C:321:ARG:NE	1:E:65:GLU:OE1	2.52	0.42
1:C:396:LEU:HD23	1:C:396:LEU:HA	1.87	0.42
1:D:53:ASP:OD1	1:H:156:TYR:CE2	2.72	0.42
1:D:272:LYS:O	1:D:364:ALA:HB2	2.20	0.42
1:E:184:GLU:OE2	1:E:184:GLU:HA	2.18	0.42
1:E:282:ALA:CB	1:E:319:LEU:HD21	2.43	0.42
1:E:418:ILE:CD1	1:E:418:ILE:H	2.32	0.42
1:F:67:ASP:C	1:F:68:MET:HG2	2.39	0.42
1:G:317:SER:CB	1:G:373:TYR:HH	2.33	0.42
1:G:377:LYS:O	1:G:377:LYS:CG	2.67	0.42

Continued on next page...

Continued from previous page...

Atom-1	Atom-2	Interatomic distance (Å)	Clash overlap (Å)
1:H:56:SER:HB3	1:J:156:TYR:HE2	1.83	0.42
1:H:191:ALA:HA	1:H:192:PRO:HD3	1.81	0.42
1:I:19:LYS:HB2	1:I:87:GLY:HA3	2.01	0.42
1:I:110:ASN:C	1:I:112:LEU:N	2.73	0.42
1:I:135:PHE:CE1	1:I:195:HIS:HB2	2.54	0.42
1:I:156:TYR:CZ	1:I:157:PHE:HE1	2.37	0.42
1:J:139:LYS:HD2	1:J:149:GLU:OE1	2.19	0.42
1:J:194:GLN:NE2	1:J:242:SER:HA	2.35	0.42
1:K:83:THR:HB	1:K:84:ALA:H	1.53	0.42
1:K:331:ARG:O	1:K:332:VAL:HG13	2.19	0.42
1:L:28:ILE:HD12	1:L:28:ILE:HA	1.82	0.42
1:L:214:PHE:CE2	1:L:218:VAL:HG21	2.53	0.42
1:L:258:PHE:HA	1:L:271:ALA:HB2	2.02	0.42
1:L:276:ALA:HB2	1:L:364:ALA:HA	2.01	0.42
1:M:317:SER:O	1:M:317:SER:OG	2.27	0.42
1:N:35:VAL:CG1	1:N:70:LEU:CD2	2.79	0.42
1:N:244:MET:H	1:N:338:ASP:HA	1.84	0.42
2:Y:750:GLY:O	2:Y:751:GLN:C	2.56	0.42
1:A:170:ARG:O	1:A:173:VAL:N	2.53	0.42
1:B:135:PHE:CE1	1:B:197:ILE:HD12	2.51	0.42
1:B:294:ASN:HA	1:D:436:GLU:OE2	2.19	0.42
1:B:427:MET:SD	2:W:759:ASN:HB3	2.59	0.42
1:C:84:ALA:HB2	1:C:88:LYS:NZ	2.34	0.42
1:C:181:PHE:O	1:C:183:ILE:N	2.52	0.42
1:C:214:PHE:CE1	1:C:218:VAL:CG2	3.02	0.42
1:D:60:PHE:HD2	2:Y:758:LYS:HG3	1.82	0.42
1:D:249:SER:HA	1:D:258:PHE:CD1	2.54	0.42
1:D:281:HIS:CD2	1:D:402:ASN:HD21	2.37	0.42
1:D:368:ILE:O	1:D:368:ILE:HG22	2.20	0.42
1:E:27:ASP:OD2	1:E:28:ILE:N	2.52	0.42
1:E:290:ASN:ND2	1:E:299:LEU:HD21	2.35	0.42
1:F:234:LYS:CG	1:F:297:LYS:O	2.64	0.42
1:F:429:ARG:HB2	1:F:429:ARG:NH1	2.22	0.42
1:G:50:VAL:CG1	1:G:51:MET:N	2.83	0.42
1:G:322:ILE:HG22	1:G:326:ARG:NH2	2.34	0.42
1:G:439:GLN:OE1	2:S:759:ASN:CA	2.67	0.42
1:H:169:ARG:NE	1:H:195:HIS:ND1	2.66	0.42
1:I:244:MET:HE1	1:I:339:PRO:HA	2.00	0.42
1:I:282:ALA:C	1:I:284:SER:H	2.21	0.42
1:J:214:PHE:O	1:J:215:LYS:C	2.58	0.42
1:J:440:TYR:CD1	1:J:444:TYR:HE2	2.32	0.42

Continued on next page...

Continued from previous page...

Atom-1	Atom-2	Interatomic distance (Å)	Clash overlap (Å)
1:K:80:PHE:HA	1:K:81:PRO:HD3	1.77	0.42
1:K:220:THR:O	1:K:221:ILE:C	2.57	0.42
1:L:258:PHE:CA	1:L:268:SER:OG	2.67	0.42
1:M:128:ASN:HD22	1:M:128:ASN:N	2.16	0.42
1:M:175:GLU:O	1:M:178:GLU:N	2.51	0.42
1:M:302:GLY:HA2	2:U:750:GLY:N	2.34	0.42
1:M:435:TRP:CZ2	1:M:439:GLN:NE2	2.83	0.42
1:N:110:ASN:C	1:N:112:LEU:N	2.72	0.42
1:N:169:ARG:NH2	1:N:188:HIS:HB2	2.34	0.42
1:N:291:PRO:O	1:N:421:LYS:HE3	2.19	0.42
2:Q:758:LYS:HE3	2:Q:758:LYS:CA	2.49	0.42
2:1:759:ASN:O	2:1:760:ARG:HG3	2.19	0.42
1:A:96:ILE:HG21	1:A:104:PHE:CD2	2.54	0.42
1:B:208:CYS:HA	1:B:211:ILE:HG12	2.01	0.42
1:C:128:ASN:ND2	1:C:203:GLY:HA2	2.34	0.42
1:D:136:PHE:CE2	1:D:194:GLN:HB2	2.53	0.42
1:D:170:ARG:HD3	1:F:20:TYR:CD2	2.53	0.42
1:D:234:LYS:HB2	1:D:298:ARG:HB2	2.01	0.42
1:D:388:LEU:HD23	1:D:388:LEU:HA	1.76	0.42
1:F:62:ARG:HG3	1:F:62:ARG:O	2.18	0.42
1:F:79:ILE:HD12	1:F:79:ILE:N	2.35	0.42
1:F:107:ASP:OD2	1:F:110:ASN:OD1	2.38	0.42
1:F:119:MET:HE2	1:F:124:PHE:CB	2.49	0.42
1:F:274:PHE:N	1:F:358:ILE:CD1	2.83	0.42
1:F:284:SER:OG	1:F:402:ASN:HB2	2.19	0.42
1:F:342:ASN:HA	1:F:343:PRO:HD2	1.85	0.42
1:G:109:ARG:HH21	1:G:113:LYS:CE	2.32	0.42
1:G:194:GLN:HE21	1:G:242:SER:CA	2.32	0.42
1:G:317:SER:HB2	1:G:373:TYR:CZ	2.54	0.42
1:G:439:GLN:OE1	2:S:759:ASN:C	2.57	0.42
1:H:4:TYR:CE1	1:H:77:PHE:HD2	2.37	0.42
1:H:18:VAL:O	1:H:39:VAL:HG11	2.19	0.42
1:H:114:ARG:HA	1:H:117:LYS:HD2	2.02	0.42
1:H:161:PRO:O	1:H:163:ASP:N	2.52	0.42
1:H:187:HIS:O	1:H:188:HIS:C	2.56	0.42
1:H:265:LEU:O	1:H:266:GLN:HB2	2.18	0.42
1:J:21:ILE:HD12	1:J:39:VAL:HA	2.00	0.42
1:J:71:TYR:HA	1:J:72:PRO:HD2	1.80	0.42
1:J:160:ALA:HB3	1:J:169:ARG:NH2	2.33	0.42
1:K:32:ILE:CG2	1:N:159:LEU:HD12	2.50	0.42
1:K:194:GLN:O	1:K:195:HIS:CG	2.72	0.42

Continued on next page...

Continued from previous page...

Atom-1	Atom-2	Interatomic distance (Å)	Clash overlap (Å)
1:K:232:MET:HA	1:K:233:PRO:HD3	1.84	0.42
1:M:433:HIS:HB3	1:M:434:PRO:CD	2.49	0.42
1:N:290:ASN:N	1:N:291:PRO:CD	2.83	0.42
2:Y:748:LEU:O	2:Y:752:ASN:CB	2.57	0.42
1:A:9:ILE:HD12	1:A:77:PHE:CG	2.54	0.42
1:A:377:LYS:HA	1:A:380:ARG:CZ	2.48	0.42
1:C:54:GLY:HA3	1:C:68:MET:HE2	2.00	0.42
1:E:60:PHE:CD2	2:R:758:LYS:CG	2.98	0.42
1:E:86:LYS:HE3	1:E:86:LYS:HB2	1.86	0.42
1:E:214:PHE:CZ	1:E:218:VAL:HG21	2.54	0.42
1:E:240:ASN:HD21	1:E:303:TYR:HA	1.85	0.42
1:E:311:TRP:HB3	1:E:320:ILE:CB	2.45	0.42
1:F:138:PHE:O	1:F:227:LEU:CB	2.57	0.42
1:G:109:ARG:HH21	1:G:113:LYS:HE3	1.83	0.42
1:G:302:GLY:O	1:G:303:TYR:C	2.58	0.42
1:G:370:ARG:C	1:G:372:ILE:HD13	2.40	0.42
1:H:68:MET:HG3	1:H:69:TYR:H	1.84	0.42
1:H:201:TYR:HD1	1:H:201:TYR:O	2.03	0.42
1:H:343:PRO:O	1:H:347:LEU:CB	2.63	0.42
1:I:37:ILE:C	1:I:37:ILE:HD12	2.40	0.42
1:I:389:PRO:HB3	1:I:395:ALA:CA	2.49	0.42
1:J:20:TYR:C	1:J:21:ILE:HG13	2.38	0.42
1:J:53:ASP:OD2	1:J:65:GLU:HA	2.19	0.42
1:J:68:MET:HE3	1:J:68:MET:HB2	1.89	0.42
1:J:77:PHE:HA	1:J:91:ARG:O	2.19	0.42
1:J:181:PHE:HB3	1:J:183:ILE:HD11	2.00	0.42
1:J:402:ASN:HB3	1:J:405:MET:HB2	2.02	0.42
1:J:431:GLN:HG3	1:K:435:TRP:HE1	1.83	0.42
1:K:308:TYR:CZ	1:K:380:ARG:CZ	3.03	0.42
1:K:409:LEU:O	1:K:413:LEU:HB3	2.20	0.42
1:L:11:LYS:HE2	1:L:11:LYS:HB3	1.89	0.42
1:L:60:PHE:CD1	1:L:60:PHE:C	2.93	0.42
1:L:89:VAL:HG12	1:L:90:ALA:N	2.34	0.42
1:M:43:GLY:O	1:M:47:ASP:OD1	2.37	0.42
1:M:217:VAL:HG13	1:M:221:ILE:CD1	2.45	0.42
1:M:307:CYS:O	1:M:308:TYR:HD2	2.02	0.42
1:N:91:ARG:HD2	1:N:92:PHE:CA	2.50	0.42
1:N:316:ARG:NH2	2:V:751:GLN:N	2.68	0.42
1:N:377:LYS:HB3	1:N:380:ARG:NH1	2.34	0.42
2:Q:754:HIS:HA	2:Q:757:TYR:HE1	1.83	0.42
2:1:751:GLN:O	2:1:755:PHE:CD1	2.72	0.42

Continued on next page...

Continued from previous page...

Atom-1	Atom-2	Interatomic distance (Å)	Clash overlap (Å)
1:A:34:ASN:CG	1:F:159:LEU:HD22	2.40	0.42
1:A:207:SER:O	1:A:211:ILE:HD13	2.20	0.42
1:B:232:MET:HA	1:B:233:PRO:HD3	1.82	0.42
1:B:316:ARG:C	1:B:318:PRO:HD3	2.40	0.42
1:B:383:ASN:O	1:B:385:ILE:HG13	2.20	0.42
1:C:228:HIS:CD2	1:C:230:THR:HB	2.54	0.42
1:C:436:GLU:O	1:C:439:GLN:HB2	2.19	0.42
1:D:23:LEU:HD13	1:D:70:LEU:HD23	2.01	0.42
1:D:135:PHE:O	1:D:195:HIS:N	2.52	0.42
1:D:271:ALA:O	1:D:275:ILE:HG13	2.20	0.42
1:E:109:ARG:C	1:E:111:ASN:H	2.23	0.42
1:E:116:LEU:HD23	1:E:351:LEU:HD21	2.02	0.42
1:E:323:PRO:CG	1:E:331:ARG:CG	2.96	0.42
1:F:131:PRO:HG2	1:F:199:PHE:CE1	2.53	0.42
1:F:214:PHE:CE1	1:F:218:VAL:CG2	3.03	0.42
1:F:371:ASN:HB3	1:F:374:VAL:HG13	2.01	0.42
1:F:416:HIS:HA	1:F:419:GLU:HB2	2.02	0.42
1:G:182:GLU:OE1	1:G:200:LYS:CE	2.68	0.42
1:G:294:ASN:ND2	1:I:432:VAL:HG13	2.34	0.42
1:H:19:LYS:HA	1:H:39:VAL:HG11	2.01	0.42
1:H:98:ASN:HD22	1:H:102:THR:HG22	1.83	0.42
1:H:136:PHE:HD2	1:H:150:LEU:CD2	2.33	0.42
1:H:249:SER:O	1:H:251:PHE:CD1	2.73	0.42
1:I:69:TYR:CD1	1:I:99:PRO:HA	2.55	0.42
1:I:247:ASN:HA	1:I:333:GLU:HA	2.01	0.42
1:I:342:ASN:HB3	1:I:345:LEU:HB2	2.01	0.42
1:J:58:GLU:CG	1:J:416:HIS:CD2	3.01	0.42
1:J:356:ASP:O	1:J:360:ASN:HB2	2.20	0.42
1:J:418:ILE:CG2	1:J:422:GLU:OE2	2.67	0.42
1:K:238:GLY:O	1:K:239:VAL:HG23	2.18	0.42
1:L:36:GLU:H	1:L:36:GLU:HG2	1.53	0.42
1:L:64:GLU:C	1:L:65:GLU:O	2.56	0.42
1:L:317:SER:OG	1:L:373:TYR:HE1	2.02	0.42
1:L:414:PHE:C	1:L:414:PHE:CD2	2.92	0.42
1:M:188:HIS:ND1	1:M:189:GLU:N	2.66	0.42
1:M:260:ASP:O	1:M:266:GLN:HA	2.20	0.42
2:T:747:MET:O	2:T:751:GLN:CB	2.62	0.42
1:A:19:LYS:HA	1:A:19:LYS:HD3	1.66	0.42
1:A:303:TYR:O	1:A:304:GLU:CB	2.68	0.42
1:B:40:SER:OG	1:E:177:GLU:OE2	2.25	0.42
1:B:234:LYS:HE2	1:B:239:VAL:O	2.19	0.42

Continued on next page...

Continued from previous page...

Atom-1	Atom-2	Interatomic distance (Å)	Clash overlap (Å)
1:B:404:VAL:HG22	1:B:405:MET:H	1.83	0.42
1:C:32:ILE:HG13	1:I:159:LEU:HD12	2.02	0.42
1:C:228:HIS:NE2	1:C:230:THR:HB	2.34	0.42
1:C:429:ARG:HG2	1:C:429:ARG:NH1	2.35	0.42
1:D:162:THR:HG22	1:D:163:ASP:N	2.35	0.42
1:D:380:ARG:C	1:D:382:GLU:H	2.23	0.42
1:E:127:PHE:O	1:E:128:ASN:ND2	2.53	0.42
1:E:166:GLU:HA	1:E:169:ARG:CB	2.49	0.42
1:E:176:LEU:O	1:E:181:PHE:HB2	2.19	0.42
1:E:193:GLY:O	1:E:195:HIS:CD2	2.73	0.42
1:E:250:LEU:HD11	1:E:274:PHE:CE1	2.54	0.42
1:F:194:GLN:HE22	1:F:241:GLY:C	2.23	0.42
1:G:421:LYS:O	1:G:422:GLU:C	2.58	0.42
1:I:78:VAL:CG1	1:I:179:MET:HE3	2.49	0.42
1:I:252:LYS:NZ	1:I:252:LYS:CB	2.81	0.42
1:I:326:ARG:HD3	1:I:326:ARG:HA	1.70	0.42
1:J:96:ILE:HG22	1:J:104:PHE:HB3	2.00	0.42
1:J:156:TYR:CZ	1:J:157:PHE:CE1	3.07	0.42
1:J:248:LEU:O	1:J:331:ARG:HA	2.19	0.42
1:L:38:PRO:O	1:L:40:SER:N	2.52	0.42
1:L:139:LYS:HA	1:L:227:LEU:HD23	1.99	0.42
1:L:183:ILE:HG22	1:L:199:PHE:HB3	2.02	0.42
1:L:370:ARG:CG	1:L:371:ASN:N	2.82	0.42
1:M:114:ARG:NH2	1:M:407:LYS:O	2.52	0.42
1:M:295:SER:O	1:M:298:ARG:HB3	2.20	0.42
1:N:18:VAL:O	1:N:39:VAL:HG11	2.20	0.42
1:N:24:GLN:O	1:N:25:PHE:HB3	2.20	0.42
1:N:191:ALA:O	1:N:194:GLN:CB	2.68	0.42
1:N:273:HIS:O	1:N:276:ALA:N	2.53	0.42
1:N:316:ARG:HG2	1:N:373:TYR:CE1	2.54	0.42
1:N:375:MET:HE3	1:N:379:GLU:HG2	2.02	0.42
2:Y:757:TYR:HB2	2:Y:758:LYS:H	1.67	0.42
1:A:311:TRP:O	1:A:312:SER:OG	2.37	0.42
1:B:135:PHE:HE1	1:B:197:ILE:CD1	2.31	0.42
1:B:239:VAL:C	2:Z:757:TYR:OH	2.58	0.42
1:B:313:ALA:O	1:B:314:GLN:CB	2.58	0.42
1:B:402:ASN:OD1	1:B:404:VAL:N	2.53	0.42
1:C:23:LEU:H	1:C:23:LEU:HG	1.67	0.42
1:C:252:LYS:O	1:C:252:LYS:HG3	2.20	0.42
1:D:30:GLY:HA2	1:D:342:ASN:HD22	1.84	0.42
1:D:156:TYR:CE1	1:D:157:PHE:CE1	3.07	0.42

Continued on next page...

Continued from previous page...

Atom-1	Atom-2	Interatomic distance (Å)	Clash overlap (Å)
1:D:433:HIS:O	1:D:434:PRO:C	2.58	0.42
1:E:16:GLU:OE2	1:E:88:LYS:HD2	2.19	0.42
1:E:221:ILE:O	1:E:221:ILE:HG22	2.19	0.42
1:E:322:ILE:CD1	1:E:332:VAL:HG13	2.50	0.42
1:G:106:GLY:HA2	1:G:413:LEU:HD12	2.01	0.42
1:H:47:ASP:O	1:H:48:ASN:HB2	2.20	0.42
1:H:252:LYS:O	1:H:253:ASN:OD1	2.37	0.42
1:I:164:LEU:H	1:I:164:LEU:CD2	2.30	0.42
1:J:413:LEU:HA	1:J:413:LEU:HD23	1.81	0.42
1:J:423:ILE:O	1:J:426:ASP:HB3	2.19	0.42
1:K:32:ILE:CG1	1:N:159:LEU:HD12	2.50	0.42
1:K:174:LEU:O	1:K:177:GLU:HB2	2.20	0.42
1:K:294:ASN:O	1:K:295:SER:C	2.58	0.42
1:M:283:THR:CG2	1:M:398:GLU:OE2	2.67	0.42
1:N:21:ILE:O	1:N:21:ILE:HG22	2.18	0.42
1:N:23:LEU:HB3	1:N:94:CYS:SG	2.59	0.42
1:N:71:TYR:CE1	1:N:97:TYR:CB	3.02	0.42
1:N:250:LEU:HD12	1:N:274:PHE:CD1	2.55	0.42
1:N:272:LYS:NZ	1:N:311:TRP:CH2	2.76	0.42
1:A:162:THR:HG22	1:A:163:ASP:CB	2.50	0.42
1:A:173:VAL:HG12	1:A:174:LEU:N	2.35	0.42
1:A:234:LYS:HE2	1:A:239:VAL:O	2.20	0.42
1:B:91:ARG:NH2	1:B:93:ILE:HD11	2.34	0.42
1:B:297:LYS:HE3	1:D:436:GLU:OE2	2.20	0.42
1:B:324:ALA:O	1:B:325:SER:C	2.58	0.42
1:B:402:ASN:OD1	1:B:404:VAL:HG22	2.20	0.42
1:C:9:ILE:CG1	1:C:74:LEU:HD12	2.39	0.42
1:C:112:LEU:O	1:C:116:LEU:HG	2.20	0.42
1:C:169:ARG:NH1	1:C:188:HIS:N	2.68	0.42
1:D:60:PHE:HD2	2:Y:758:LYS:CG	2.32	0.42
1:D:260:ASP:HB2	1:D:268:SER:N	2.35	0.42
1:E:392:LEU:O	1:E:392:LEU:HG	2.19	0.42
1:F:55:SER:O	1:F:62:ARG:HB3	2.20	0.42
1:F:91:ARG:HD2	1:F:92:PHE:N	2.35	0.42
1:F:304:GLU:OE2	3:F:501:GLN:CG	2.66	0.42
1:F:343:PRO:O	1:F:347:LEU:HD23	2.19	0.42
1:F:366:ALA:HA	1:F:367:PRO:HD2	1.79	0.42
1:G:24:GLN:HE21	1:G:24:GLN:HB3	1.49	0.42
1:G:127:PHE:CZ	1:G:351:LEU:HD13	2.54	0.42
1:H:270:THR:CG2	1:H:358:ILE:CG2	2.98	0.42
1:I:19:LYS:HD3	1:I:19:LYS:HA	1.87	0.42

Continued on next page...

Continued from previous page...

Atom-1	Atom-2	Interatomic distance (Å)	Clash overlap (Å)
1:J:60:PHE:CD1	2:U:755:PHE:CD2	3.07	0.42
1:J:63:ILE:CD1	2:U:751:GLN:OE1	2.68	0.42
1:J:411:GLU:OE2	1:J:411:GLU:CA	2.61	0.42
1:K:58:GLU:HG2	1:K:416:HIS:CD2	2.54	0.42
1:K:72:PRO:HA	1:K:94:CYS:SG	2.60	0.42
1:K:350:LEU:O	1:K:351:LEU:C	2.57	0.42
1:K:411:GLU:HA	1:K:411:GLU:OE2	2.19	0.42
1:K:432:VAL:HA	1:K:436:GLU:OE1	2.19	0.42
1:L:126:ASP:OD1	1:L:126:ASP:N	2.52	0.42
1:M:299:LEU:HD12	1:M:306:PRO:O	2.20	0.42
1:M:400:LYS:HG2	1:M:418:ILE:CD1	2.49	0.42
1:N:258:PHE:HA	1:N:268:SER:HG	1.84	0.42
1:N:372:ILE:HD12	1:N:373:TYR:CG	2.55	0.42
2:1:754:HIS:HA	2:1:757:TYR:CE1	2.54	0.42
1:A:271:ALA:O	1:A:275:ILE:HG13	2.19	0.41
1:A:370:ARG:HG3	1:A:371:ASN:H	1.84	0.41
1:A:429:ARG:O	1:C:297:LYS:HD2	2.19	0.41
1:B:159:LEU:HA	1:B:159:LEU:HD13	1.78	0.41
1:B:259:PHE:CD1	1:B:260:ASP:N	2.88	0.41
1:B:371:ASN:O	1:B:375:MET:SD	2.77	0.41
1:C:281:HIS:HD2	1:C:353:ALA:HB1	1.85	0.41
1:C:414:PHE:CZ	1:C:418:ILE:CD1	3.03	0.41
1:E:46:LEU:C	1:E:48:ASN:H	2.23	0.41
1:E:137:LEU:HD12	1:E:195:HIS:CD2	2.55	0.41
1:E:198:ASP:OD2	1:E:198:ASP:N	2.51	0.41
1:E:308:TYR:HD1	1:E:372:ILE:CD1	2.33	0.41
1:E:308:TYR:CB	1:E:372:ILE:HD12	2.40	0.41
1:E:403:GLU:OE1	1:E:407:LYS:NZ	2.46	0.41
1:F:163:ASP:C	1:F:167:ASN:HB2	2.41	0.41
1:F:217:VAL:O	1:F:218:VAL:C	2.56	0.41
1:F:410:GLY:C	1:F:412:HIS:N	2.72	0.41
1:F:429:ARG:NH1	1:F:429:ARG:O	2.53	0.41
1:F:434:PRO:O	1:F:435:TRP:C	2.59	0.41
1:G:13:VAL:HG13	1:G:18:VAL:CB	2.42	0.41
1:G:167:ASN:HD22	1:G:170:ARG:NE	2.18	0.41
1:H:97:TYR:CG	1:H:103:PRO:HA	2.55	0.41
1:H:136:PHE:CE1	1:H:194:GLN:NE2	2.88	0.41
1:H:136:PHE:O	1:H:229:ALA:HA	2.19	0.41
1:I:30:GLY:H	1:I:342:ASN:HD22	1.66	0.41
1:I:97:TYR:C	1:I:98:ASN:O	2.55	0.41
1:I:240:ASN:HB3	3:I:501:GLN:N	2.35	0.41

Continued on next page...

Continued from previous page...

Atom-1	Atom-2	Interatomic distance (Å)	Clash overlap (Å)
1:J:97:TYR:CE2	1:J:103:PRO:N	2.88	0.41
1:J:115:ILE:O	1:J:118:GLU:HB2	2.20	0.41
1:K:169:ARG:HH21	1:K:195:HIS:CD2	2.37	0.41
1:K:429:ARG:HH11	1:K:429:ARG:HG3	1.85	0.41
1:L:18:VAL:HG21	1:L:79:ILE:CD1	2.47	0.41
1:L:238:GLY:O	2:S:756:ARG:HD3	2.21	0.41
1:M:97:TYR:CE2	1:M:103:PRO:CD	3.03	0.41
1:M:112:LEU:O	1:M:116:LEU:HG	2.20	0.41
1:M:320:ILE:N	1:M:320:ILE:CD1	2.80	0.41
1:N:60:PHE:HB3	2:Z:758:LYS:HG2	2.02	0.41
1:N:259:PHE:CE2	1:N:261:GLU:OE2	2.73	0.41
1:N:351:LEU:O	1:N:352:ALA:C	2.58	0.41
2:Q:754:HIS:O	2:Q:757:TYR:CD1	2.73	0.41
1:A:54:GLY:HA3	1:A:68:MET:HE1	2.02	0.41
1:A:142:GLU:N	1:A:142:GLU:OE2	2.52	0.41
1:C:209:ASP:C	1:C:211:ILE:H	2.22	0.41
1:C:266:GLN:CB	1:C:326:ARG:HD2	2.50	0.41
1:D:9:ILE:O	1:D:10:GLU:C	2.58	0.41
1:D:106:GLY:HA2	1:D:413:LEU:HG	2.01	0.41
1:D:158:ASP:HB3	1:D:159:LEU:H	1.71	0.41
1:D:289:THR:CG2	1:D:337:VAL:HG22	2.50	0.41
1:D:315:ASN:OD1	1:D:316:ARG:HG3	2.20	0.41
1:F:85:GLU:O	1:F:86:LYS:CB	2.68	0.41
1:F:162:THR:CG2	1:F:162:THR:O	2.65	0.41
1:G:222:ALA:CB	1:G:229:ALA:HB2	2.50	0.41
1:H:68:MET:CE	1:H:99:PRO:HD3	2.49	0.41
1:H:162:THR:O	1:H:163:ASP:CB	2.68	0.41
1:H:172:ILE:HG13	1:H:221:ILE:HG21	2.01	0.41
1:H:184:GLU:O	1:H:185:ALA:CB	2.68	0.41
1:J:70:LEU:O	1:J:72:PRO:HD3	2.20	0.41
1:J:96:ILE:N	1:J:96:ILE:CD1	2.83	0.41
1:J:111:ASN:HD21	1:J:409:LEU:HA	1.84	0.41
1:J:318:PRO:HB2	1:J:320:ILE:O	2.20	0.41
1:K:98:ASN:O	1:K:100:ASP:N	2.53	0.41
1:K:156:TYR:O	1:L:33:LYS:HD3	2.19	0.41
1:L:179:MET:CE	1:L:217:VAL:HG21	2.49	0.41
1:L:284:SER:O	1:L:399:PHE:CD1	2.73	0.41
1:M:155:GLY:O	1:M:156:TYR:C	2.59	0.41
1:M:278:ILE:H	1:M:278:ILE:HG12	1.67	0.41
1:M:283:THR:HG22	1:M:398:GLU:OE2	2.20	0.41
1:N:172:ILE:HG22	1:N:176:LEU:CD1	2.50	0.41

Continued on next page...

Continued from previous page...

Atom-1	Atom-2	Interatomic distance (Å)	Clash overlap (Å)
2:T:754:HIS:O	2:T:757:TYR:CD1	2.68	0.41
1:A:257:ALA:O	1:A:268:SER:HB2	2.20	0.41
1:B:239:VAL:CA	2:Z:757:TYR:OH	2.68	0.41
1:C:72:PRO:HB2	1:C:92:PHE:CD2	2.55	0.41
1:C:93:ILE:CG2	1:C:94:CYS:N	2.83	0.41
1:C:159:LEU:HD12	1:E:32:ILE:HD12	2.02	0.41
1:D:150:LEU:CD2	1:D:192:PRO:O	2.68	0.41
1:E:139:LYS:HZ2	1:E:149:GLU:HG2	1.84	0.41
1:E:254:GLY:O	1:E:255:VAL:HG23	2.21	0.41
1:G:248:LEU:N	1:G:248:LEU:HD23	2.35	0.41
1:G:372:ILE:O	1:G:375:MET:N	2.54	0.41
1:H:157:PHE:O	1:H:158:ASP:C	2.58	0.41
1:H:170:ARG:O	1:H:173:VAL:HB	2.20	0.41
1:H:257:ALA:O	1:H:268:SER:HB3	2.20	0.41
1:I:70:LEU:HD12	1:I:96:ILE:CD1	2.50	0.41
1:I:127:PHE:CD1	1:I:351:LEU:HD13	2.55	0.41
1:J:60:PHE:HD2	2:U:758:LYS:HE2	1.85	0.41
1:J:116:LEU:O	1:J:119:MET:CB	2.68	0.41
1:J:186:SER:HA	1:J:196:GLU:O	2.20	0.41
1:J:375:MET:HB2	1:J:380:ARG:HG2	2.02	0.41
1:K:323:PRO:HG2	1:K:331:ARG:CZ	2.49	0.41
1:K:400:LYS:HG2	1:K:414:PHE:HZ	1.85	0.41
1:L:6:ARG:CZ	1:L:46:LEU:CB	2.98	0.41
1:L:54:GLY:HA3	1:L:68:MET:HE3	2.02	0.41
1:L:164:LEU:HD12	1:L:168:CYS:HB2	2.02	0.41
1:L:184:GLU:H	1:L:199:PHE:HA	1.85	0.41
1:L:219:LYS:HG2	1:L:229:ALA:O	2.20	0.41
1:L:303:TYR:O	1:L:304:GLU:CB	2.66	0.41
1:M:47:ASP:O	1:M:48:ASN:HB2	2.19	0.41
1:N:112:LEU:O	1:N:116:LEU:HG	2.20	0.41
1:N:161:PRO:C	1:N:162:THR:O	2.57	0.41
1:N:237:PHE:C	1:N:239:VAL:N	2.73	0.41
1:N:373:TYR:CD1	2:V:747:MET:HG3	2.55	0.41
1:A:32:ILE:HG23	1:A:32:ILE:O	2.21	0.41
1:A:82:TRP:NE1	1:A:221:ILE:CD1	2.52	0.41
1:A:127:PHE:CG	1:A:127:PHE:O	2.72	0.41
1:A:152:ASP:OD1	1:A:152:ASP:C	2.59	0.41
1:A:163:ASP:N	1:A:170:ARG:NH2	2.63	0.41
1:A:391:THR:C	1:A:393:ALA:N	2.72	0.41
1:B:18:VAL:HA	1:B:88:LYS:O	2.19	0.41
1:B:38:PRO:C	1:B:40:SER:N	2.73	0.41

Continued on next page...

Continued from previous page...

Atom-1	Atom-2	Interatomic distance (Å)	Clash overlap (Å)
1:B:54:GLY:O	1:B:68:MET:CE	2.68	0.41
1:B:237:PHE:CD2	1:B:238:GLY:N	2.89	0.41
1:B:418:ILE:HG23	1:B:422:GLU:CD	2.41	0.41
1:C:17:ASN:OD1	1:C:87:GLY:HA2	2.20	0.41
1:C:162:THR:HG22	1:C:164:LEU:H	1.85	0.41
1:C:382:GLU:OE2	1:C:382:GLU:CA	2.69	0.41
1:D:28:ILE:CG2	1:D:29:LEU:N	2.83	0.41
1:D:89:VAL:HG11	1:H:170:ARG:HH21	1.84	0.41
1:E:32:ILE:O	1:E:32:ILE:CG2	2.67	0.41
1:F:141:ASP:O	1:F:144:GLY:N	2.53	0.41
1:F:211:ILE:HG21	1:F:343:PRO:HB3	2.02	0.41
1:F:250:LEU:HD11	1:F:274:PHE:HD1	1.86	0.41
1:F:272:LYS:HA	1:F:272:LYS:HD2	1.84	0.41
1:F:316:ARG:HB3	1:F:317:SER:H	1.56	0.41
1:G:63:ILE:HG22	1:G:64:GLU:CD	2.41	0.41
1:G:308:TYR:OH	2:T:746:LYS:NZ	2.34	0.41
1:G:396:LEU:HB3	1:G:400:LYS:HE2	2.02	0.41
1:H:71:TYR:CE2	1:H:97:TYR:CD2	3.08	0.41
1:H:122:LEU:HD11	1:H:359:LYS:HD3	2.03	0.41
1:H:236:LEU:HD23	1:H:236:LEU:HA	1.86	0.41
1:I:233:PRO:HG3	1:I:338:ASP:OD1	2.20	0.41
1:J:114:ARG:C	1:J:116:LEU:N	2.74	0.41
1:K:6:ARG:NH1	1:K:46:LEU:CB	2.83	0.41
1:K:52:PHE:CE2	1:K:54:GLY:CA	3.03	0.41
1:K:71:TYR:HA	1:K:72:PRO:HD2	1.88	0.41
1:K:282:ALA:HA	1:K:285:PHE:CZ	2.55	0.41
1:K:303:TYR:CE1	2:1:753:ALA:CB	3.04	0.41
1:K:308:TYR:CE2	1:K:380:ARG:NH1	2.88	0.41
1:L:291:PRO:CD	1:L:341:ALA:HA	2.50	0.41
1:L:296:TYR:CE1	1:L:392:LEU:CA	3.00	0.41
1:N:236:LEU:HB2	1:N:239:VAL:HB	2.03	0.41
1:N:255:VAL:HG12	1:N:256:ASN:O	2.20	0.41
1:N:375:MET:HG2	1:N:379:GLU:CD	2.40	0.41
1:A:58:GLU:HG2	1:A:416:HIS:CD2	2.56	0.41
1:A:187:HIS:NE2	1:A:196:GLU:OE1	2.53	0.41
1:A:240:ASN:HD22	3:A:501:GLN:CA	2.33	0.41
1:A:305:ALA:HA	1:A:306:PRO:HD3	1.80	0.41
1:A:390:ALA:O	1:C:429:ARG:NH1	2.53	0.41
1:B:69:TYR:HE1	1:B:99:PRO:HB3	1.85	0.41
1:B:115:ILE:HD13	1:B:352:ALA:HB2	2.02	0.41
1:B:275:ILE:O	1:B:275:ILE:HG22	2.21	0.41

Continued on next page...

Continued from previous page...

Atom-1	Atom-2	Interatomic distance (Å)	Clash overlap (Å)
1:B:292:THR:O	1:B:295:SER:CB	2.69	0.41
1:B:347:LEU:O	1:B:347:LEU:CD1	2.69	0.41
1:B:428:PHE:CD1	1:D:435:TRP:CE3	3.09	0.41
1:C:72:PRO:HA	1:C:94:CYS:HB3	2.01	0.41
1:D:223:ARG:O	1:D:224:LYS:C	2.58	0.41
1:E:59:GLY:C	1:E:61:VAL:H	2.24	0.41
1:E:211:ILE:HD13	1:E:211:ILE:N	2.36	0.41
1:E:232:MET:CE	1:E:294:ASN:ND2	2.83	0.41
1:E:301:PRO:HA	1:E:307:CYS:SG	2.60	0.41
1:E:375:MET:CB	1:E:379:GLU:HB3	2.47	0.41
1:F:91:ARG:NE	1:F:93:ILE:HD11	2.35	0.41
1:F:235:PRO:CG	1:F:236:LEU:H	2.33	0.41
1:F:380:ARG:NH1	1:F:380:ARG:CB	2.84	0.41
1:G:160:ALA:O	1:G:166:GLU:HB2	2.21	0.41
1:H:393:ALA:O	1:H:394:GLU:C	2.58	0.41
1:I:393:ALA:C	1:I:395:ALA:H	2.23	0.41
1:I:393:ALA:O	1:I:394:GLU:C	2.56	0.41
1:I:407:LYS:O	1:I:408:ALA:C	2.59	0.41
1:J:151:ASN:ND2	1:J:227:LEU:CD1	2.84	0.41
1:J:244:MET:HB2	1:J:339:PRO:CD	2.33	0.41
1:J:413:LEU:O	1:J:414:PHE:C	2.58	0.41
1:K:323:PRO:CB	1:K:331:ARG:CZ	2.98	0.41
1:L:27:ASP:OD2	1:L:31:THR:O	2.38	0.41
1:L:98:ASN:CB	1:L:99:PRO:CD	2.98	0.41
1:M:136:PHE:CD1	1:M:235:PRO:HG3	2.56	0.41
1:M:194:GLN:O	1:M:195:HIS:ND1	2.53	0.41
1:N:69:TYR:N	1:N:69:TYR:HD1	2.17	0.41
1:N:110:ASN:HD22	1:N:110:ASN:HA	1.65	0.41
1:N:168:CYS:O	1:N:172:ILE:HG12	2.20	0.41
1:N:215:LYS:HG2	1:N:231:PHE:CE2	2.56	0.41
2:U:758:LYS:O	2:U:758:LYS:CE	2.61	0.41
1:A:13:VAL:HG12	1:A:14:LYS:N	2.34	0.41
1:A:18:VAL:HG22	1:A:79:ILE:CD1	2.50	0.41
1:A:19:LYS:CG	1:A:87:GLY:HA3	2.49	0.41
1:A:86:LYS:HD3	1:A:86:LYS:HA	1.38	0.41
1:A:392:LEU:O	1:A:396:LEU:CG	2.46	0.41
1:A:407:LYS:HE2	1:A:407:LYS:HB3	1.80	0.41
1:B:46:LEU:C	1:B:48:ASN:N	2.73	0.41
1:C:165:GLY:O	1:C:166:GLU:C	2.59	0.41
1:D:27:ASP:OD1	1:D:33:LYS:HE3	2.21	0.41
1:D:176:LEU:O	1:D:181:PHE:HB2	2.19	0.41

Continued on next page...

Continued from previous page...

Atom-1	Atom-2	Interatomic distance (Å)	Clash overlap (Å)
1:E:54:GLY:C	1:E:56:SER:N	2.74	0.41
1:E:57:ILE:C	1:E:59:GLY:H	2.24	0.41
1:G:10:GLU:O	1:G:11:LYS:C	2.59	0.41
1:G:302:GLY:CA	2:T:750:GLY:CA	2.73	0.41
1:G:377:LYS:O	1:G:377:LYS:HG3	2.19	0.41
1:G:423:ILE:HD13	1:G:423:ILE:HA	1.82	0.41
1:H:78:VAL:HG23	1:H:91:ARG:HH12	1.84	0.41
1:H:114:ARG:HD3	1:H:115:ILE:HD12	2.02	0.41
1:I:85:GLU:HB3	1:I:86:LYS:H	1.62	0.41
1:I:155:GLY:N	1:I:158:ASP:OD1	2.54	0.41
1:J:34:ASN:ND2	1:J:34:ASN:C	2.73	0.41
1:J:78:VAL:HB	1:J:91:ARG:NH1	2.35	0.41
1:J:295:SER:O	1:J:298:ARG:HB3	2.21	0.41
1:K:368:ILE:HG21	1:K:372:ILE:HG22	2.01	0.41
1:L:194:GLN:NE2	1:L:241:GLY:O	2.43	0.41
1:L:212:GLN:O	1:L:215:LYS:HB2	2.19	0.41
1:L:423:ILE:N	1:L:423:ILE:CD1	2.84	0.41
1:M:6:ARG:HG2	1:M:10:GLU:OE1	2.21	0.41
1:M:77:PHE:O	1:M:78:VAL:HG23	2.20	0.41
1:M:175:GLU:C	1:M:177:GLU:N	2.73	0.41
1:M:238:GLY:C	1:M:239:VAL:HG23	2.40	0.41
1:M:289:THR:O	1:M:291:PRO:HD3	2.20	0.41
1:N:34:ASN:C	1:N:34:ASN:HD22	2.22	0.41
1:N:119:MET:HE3	1:N:250:LEU:CD2	2.51	0.41
2:P:748:LEU:O	2:P:748:LEU:HD22	2.20	0.41
2:R:751:GLN:HG3	2:R:755:PHE:CZ	2.55	0.41
1:A:54:GLY:HA3	1:A:66:SER:O	2.20	0.41
1:A:274:PHE:HD1	1:A:358:ILE:HD11	1.85	0.41
1:A:443:GLN:OE1	2:Q:758:LYS:NZ	2.42	0.41
1:B:32:ILE:HD13	1:B:32:ILE:HA	1.90	0.41
1:C:136:PHE:CE2	1:C:194:GLN:N	2.89	0.41
1:C:164:LEU:HD13	1:C:164:LEU:HA	1.62	0.41
1:C:212:GLN:OE1	1:C:212:GLN:CA	2.69	0.41
1:C:252:LYS:O	1:C:253:ASN:CB	2.69	0.41
1:D:73:ASP:OD1	1:D:76:THR:HG23	2.20	0.41
1:E:21:ILE:CD1	1:E:39:VAL:HA	2.51	0.41
1:E:124:PHE:CG	1:E:250:LEU:HD22	2.56	0.41
1:E:179:MET:HE2	1:E:179:MET:HB3	1.94	0.41
1:E:375:MET:HA	1:E:379:GLU:OE1	2.21	0.41
1:F:9:ILE:H	1:F:9:ILE:CD1	2.31	0.41
1:F:268:SER:C	1:F:270:THR:H	2.22	0.41

Continued on next page...

Continued from previous page...

Atom-1	Atom-2	Interatomic distance (Å)	Clash overlap (Å)
1:G:110:ASN:O	1:G:112:LEU:N	2.53	0.41
1:G:160:ALA:HB1	1:G:166:GLU:OE1	2.21	0.41
1:I:24:GLN:OE1	1:I:32:ILE:CD1	2.57	0.41
1:I:55:SER:O	1:I:56:SER:C	2.59	0.41
1:J:46:LEU:C	1:J:48:ASN:H	2.24	0.41
1:J:311:TRP:CE3	1:J:322:ILE:HD13	2.55	0.41
1:J:369:ASP:HB2	1:J:370:ARG:H	1.43	0.41
1:K:72:PRO:HB2	1:K:92:PHE:CD2	2.55	0.41
1:K:443:GLN:NE2	2:U:758:LYS:HZ2	2.16	0.41
1:K:443:GLN:CB	1:K:444:TYR:HD2	2.30	0.41
1:L:9:ILE:HG21	1:L:92:PHE:CZ	2.55	0.41
1:L:222:ALA:CB	1:L:229:ALA:HB2	2.51	0.41
1:L:278:ILE:HD13	1:L:353:ALA:HB3	2.02	0.41
1:L:311:TRP:CZ3	1:L:322:ILE:HD12	2.56	0.41
1:M:42:LEU:HA	1:M:45:ALA:HB3	2.02	0.41
1:M:316:ARG:HG2	2:U:747:MET:HG2	2.03	0.41
1:N:191:ALA:HA	1:N:192:PRO:HD3	1.87	0.41
1:N:429:ARG:HG2	1:N:430:THR:N	2.34	0.41
1:A:56:SER:CB	1:F:157:PHE:CD1	3.03	0.41
1:A:160:ALA:HB2	1:A:188:HIS:CB	2.44	0.41
1:A:182:GLU:HG2	1:A:200:LYS:HD2	2.03	0.41
1:B:96:ILE:HD12	1:B:107:ASP:CB	2.38	0.41
1:B:126:ASP:O	1:B:251:PHE:HB2	2.20	0.41
1:B:146:PRO:CB	1:B:228:HIS:ND1	2.79	0.41
1:C:169:ARG:CZ	1:E:36:GLU:OE1	2.68	0.41
1:C:242:SER:O	1:C:298:ARG:NH1	2.54	0.41
1:C:312:SER:O	1:C:322:ILE:HG12	2.21	0.41
1:C:434:PRO:O	1:C:435:TRP:C	2.58	0.41
1:D:60:PHE:CD2	2:Y:758:LYS:CG	3.03	0.41
1:D:156:TYR:CE1	1:D:157:PHE:CD1	3.08	0.41
1:D:176:LEU:HD23	1:D:217:VAL:HG11	2.03	0.41
1:E:189:GLU:OE2	1:E:190:VAL:HG23	2.20	0.41
1:E:255:VAL:O	1:E:255:VAL:HG12	2.20	0.41
1:F:116:LEU:O	1:F:117:LYS:C	2.59	0.41
1:F:188:HIS:CE1	1:F:191:ALA:O	2.73	0.41
1:F:234:LYS:CB	1:F:297:LYS:O	2.69	0.41
1:F:246:CYS:SG	1:F:337:VAL:HG11	2.61	0.41
1:G:138:PHE:HE1	1:G:230:THR:CG2	2.33	0.41
1:H:13:VAL:O	1:H:17:ASN:HA	2.21	0.41
1:H:244:MET:HE3	1:H:341:ALA:HB3	1.99	0.41
1:H:289:THR:O	1:H:291:PRO:HD3	2.20	0.41

Continued on next page...

Continued from previous page...

Atom-1	Atom-2	Interatomic distance (Å)	Clash overlap (Å)
1:I:48:ASN:OD1	1:I:71:TYR:CD1	2.74	0.41
1:I:105:GLU:O	1:I:413:LEU:HD12	2.21	0.41
1:J:203:GLY:O	1:J:204:ALA:C	2.58	0.41
1:J:335:ARG:HH11	3:J:501:GLN:HG2	1.86	0.41
1:K:49:LYS:HA	1:K:49:LYS:HD3	1.93	0.41
1:L:5:THR:O	1:L:9:ILE:CD1	2.69	0.41
1:L:256:ASN:OD1	1:L:256:ASN:C	2.58	0.41
1:M:140:LEU:HD22	1:M:144:GLY:HA2	2.03	0.41
1:M:285:PHE:CD1	1:M:285:PHE:C	2.94	0.41
1:N:327:GLY:O	1:N:328:ILE:C	2.59	0.41
2:V:750:GLY:C	2:V:752:ASN:H	2.23	0.41
1:A:62:ARG:O	1:A:62:ARG:HG3	2.21	0.41
1:A:71:TYR:HA	1:A:72:PRO:HD2	1.97	0.41
1:A:143:LYS:HE2	1:A:143:LYS:HB2	1.81	0.41
1:A:239:VAL:HG13	2:P:757:TYR:HE2	1.86	0.41
1:A:239:VAL:CG1	2:P:757:TYR:HE2	2.33	0.41
1:A:261:GLU:HA	1:A:266:GLN:OE1	2.21	0.41
1:A:322:ILE:O	1:A:322:ILE:HG22	2.21	0.41
1:B:19:LYS:HA	1:B:39:VAL:HG11	2.02	0.41
1:B:20:TYR:CE2	1:E:170:ARG:HG2	2.56	0.41
1:B:33:LYS:HD3	1:E:157:PHE:HB2	2.03	0.41
1:B:200:LYS:NZ	1:N:41:GLN:HE22	2.19	0.41
1:B:215:LYS:HG2	1:B:231:PHE:CE2	2.56	0.41
1:B:317:SER:OG	1:B:373:TYR:CE1	2.70	0.41
1:C:71:TYR:CE2	1:C:97:TYR:CE2	3.09	0.41
1:C:161:PRO:HG2	1:C:169:ARG:NH2	2.35	0.41
1:C:260:ASP:HB2	1:C:268:SER:HA	2.03	0.41
1:C:265:LEU:O	1:C:326:ARG:NH1	2.53	0.41
1:C:303:TYR:CD1	2:R:753:ALA:HB1	2.56	0.41
1:C:311:TRP:NE1	1:C:367:PRO:CA	2.84	0.41
1:C:311:TRP:HA	1:C:320:ILE:HB	2.02	0.41
1:C:377:LYS:O	1:C:377:LYS:HG2	2.20	0.41
1:C:377:LYS:HE2	1:C:381:MET:SD	2.61	0.41
1:C:380:ARG:C	1:C:382:GLU:N	2.72	0.41
1:D:127:PHE:HD1	1:D:250:LEU:HG	1.86	0.41
1:E:269:GLU:O	1:E:273:HIS:HD2	2.02	0.41
1:E:347:LEU:HA	1:E:347:LEU:HD13	1.87	0.41
1:E:375:MET:CB	1:E:379:GLU:CD	2.89	0.41
1:E:399:PHE:HZ	1:E:409:LEU:CD1	2.32	0.41
1:E:441:MET:HE3	1:F:230:THR:HG21	2.01	0.41
1:F:70:LEU:HD12	1:F:70:LEU:HA	1.94	0.41

Continued on next page...

Continued from previous page...

Atom-1	Atom-2	Interatomic distance (Å)	Clash overlap (Å)
1:F:258:PHE:CG	1:F:271:ALA:HB2	2.55	0.41
1:G:22:ARG:NH1	1:G:34:ASN:HD21	2.19	0.41
1:G:252:LYS:C	1:G:254:GLY:H	2.23	0.41
1:G:368:ILE:HD12	1:G:368:ILE:HA	1.82	0.41
1:H:53:ASP:OD2	1:H:55:SER:N	2.54	0.41
1:H:183:ILE:CD1	1:H:183:ILE:N	2.73	0.41
1:I:131:PRO:HD2	1:I:199:PHE:CE1	2.56	0.41
1:I:138:PHE:CE2	1:I:150:LEU:HD23	2.55	0.41
1:I:233:PRO:O	1:I:242:SER:N	2.54	0.41
1:I:252:LYS:O	1:I:253:ASN:HB2	2.21	0.41
1:I:399:PHE:CE1	1:I:405:MET:CB	2.99	0.41
1:I:427:MET:HE2	2:S:759:ASN:CG	2.41	0.41
1:J:9:ILE:HG21	1:J:92:PHE:HZ	1.86	0.41
1:J:58:GLU:HB3	1:J:416:HIS:HD2	1.86	0.41
1:J:60:PHE:CB	2:U:758:LYS:HG3	2.37	0.41
1:J:89:VAL:HG12	1:J:90:ALA:H	1.84	0.41
1:J:133:PRO:HA	1:J:244:MET:HA	2.02	0.41
1:J:200:LYS:HB2	1:J:201:TYR:HD2	1.86	0.41
1:J:304:GLU:HG3	1:J:316:ARG:HH12	1.86	0.41
1:J:340:ALA:HB1	1:K:444:TYR:CD1	2.56	0.41
1:J:373:TYR:HD2	2:2:746:LYS:C	2.24	0.41
1:K:51:MET:SD	1:K:69:TYR:CE1	3.14	0.41
1:K:162:THR:C	1:K:164:LEU:N	2.74	0.41
1:K:238:GLY:O	1:K:239:VAL:HG22	2.20	0.41
1:K:248:LEU:O	1:K:332:VAL:N	2.53	0.41
1:K:323:PRO:CB	1:K:331:ARG:NH1	2.84	0.41
1:L:22:ARG:HG2	1:L:36:GLU:HB3	2.03	0.41
1:L:61:VAL:O	1:L:63:ILE:CD1	2.69	0.41
1:L:64:GLU:O	1:L:65:GLU:C	2.59	0.41
1:L:98:ASN:HB3	1:L:99:PRO:CD	2.50	0.41
1:L:167:ASN:ND2	1:L:170:ARG:NH1	2.69	0.41
1:L:375:MET:H	1:L:375:MET:HG2	1.44	0.41
1:L:422:GLU:C	1:L:424:GLU:N	2.74	0.41
1:L:428:PHE:CE1	1:L:433:HIS:NE2	2.86	0.41
1:M:19:LYS:HB2	1:M:87:GLY:HA3	2.02	0.41
1:M:32:ILE:HG23	1:M:32:ILE:O	2.20	0.41
1:M:60:PHE:CD1	2:T:755:PHE:CE2	3.09	0.41
1:M:62:ARG:HB2	2:T:754:HIS:HE1	1.86	0.41
1:M:138:PHE:O	1:M:139:LYS:C	2.56	0.41
1:M:203:GLY:N	1:M:206:ARG:HB3	2.36	0.41
1:M:240:ASN:ND2	1:M:241:GLY:N	2.65	0.41

Continued on next page...

Continued from previous page...

Atom-1	Atom-2	Interatomic distance (Å)	Clash overlap (Å)
1:M:368:ILE:HG21	1:M:372:ILE:CG2	2.50	0.41
1:N:37:ILE:HA	1:N:38:PRO:HD3	1.87	0.41
1:N:239:VAL:CG1	2:V:757:TYR:OH	2.64	0.41
1:N:250:LEU:HD12	1:N:274:PHE:CE1	2.55	0.41
1:N:360:ASN:HB2	1:N:362:LEU:HD13	2.03	0.41
2:S:757:TYR:CD1	2:S:757:TYR:N	2.86	0.41
2:U:754:HIS:HA	2:U:757:TYR:CE1	2.56	0.41
2:Z:753:ALA:O	2:Z:756:ARG:HG2	2.21	0.41
2:2:753:ALA:O	2:2:757:TYR:HE1	2.04	0.41
1:A:22:ARG:HG2	1:A:34:ASN:ND2	2.36	0.41
1:A:55:SER:HB3	1:A:64:GLU:O	2.20	0.41
1:A:234:LYS:NZ	1:A:238:GLY:H	2.19	0.41
1:B:338:ASP:O	1:B:341:ALA:HB3	2.21	0.41
1:B:418:ILE:HG23	1:B:422:GLU:OE1	2.21	0.41
1:C:112:LEU:HD22	1:C:116:LEU:HG	2.02	0.41
1:E:51:MET:CE	1:E:67:ASP:CB	2.98	0.41
1:E:85:GLU:HB2	1:E:86:LYS:H	1.64	0.41
1:E:153:LYS:HA	1:E:192:PRO:HB3	2.03	0.41
1:F:17:ASN:HD21	1:F:19:LYS:HZ1	1.68	0.41
1:F:129:LEU:CG	1:F:347:LEU:HD11	2.51	0.41
1:H:107:ASP:OD2	1:H:110:ASN:OD1	2.37	0.41
1:H:392:LEU:O	1:H:392:LEU:CG	2.68	0.41
1:I:2:ALA:HA	1:I:75:ASN:HD21	1.85	0.41
1:I:80:PHE:HA	1:I:81:PRO:HD3	1.67	0.41
1:I:289:THR:HG22	1:I:346:ALA:HB1	2.03	0.41
1:L:208:CYS:HA	1:L:211:ILE:HD13	2.02	0.41
1:L:444:TYR:CE2	1:M:292:THR:HG21	2.52	0.41
1:M:24:GLN:OE1	1:M:32:ILE:CG1	2.69	0.41
1:M:156:TYR:CE1	1:M:157:PHE:HE1	2.39	0.41
1:M:206:ARG:O	1:M:206:ARG:HG3	2.20	0.41
1:M:375:MET:SD	1:M:380:ARG:HB2	2.60	0.41
1:N:100:ASP:OD1	1:N:102:THR:OG1	2.38	0.41
1:N:169:ARG:NE	1:N:195:HIS:ND1	2.69	0.41
1:N:372:ILE:H	1:N:372:ILE:HG13	1.57	0.41
2:O:748:LEU:O	2:O:748:LEU:HD22	2.21	0.41
2:P:751:GLN:O	2:P:754:HIS:CB	2.66	0.41
1:B:71:TYR:HA	1:B:72:PRO:HD2	1.86	0.40
1:B:265:LEU:C	1:B:267:LEU:H	2.25	0.40
1:B:281:HIS:CE1	1:B:404:VAL:HG21	2.56	0.40
1:C:119:MET:CG	1:C:124:PHE:HB2	2.51	0.40
1:C:240:ASN:N	2:R:757:TYR:OH	2.53	0.40

Continued on next page...

Continued from previous page...

Atom-1	Atom-2	Interatomic distance (Å)	Clash overlap (Å)
1:D:49:LYS:C	1:D:50:VAL:O	2.59	0.40
1:D:170:ARG:O	1:D:173:VAL:N	2.54	0.40
1:E:32:ILE:C	1:E:32:ILE:CD1	2.89	0.40
1:E:190:VAL:HG11	2:W:754:HIS:CD2	2.56	0.40
1:E:316:ARG:CB	2:W:747:MET:HG2	2.51	0.40
1:E:377:LYS:CA	1:E:380:ARG:NH2	2.80	0.40
1:E:380:ARG:CB	1:E:380:ARG:NH1	2.84	0.40
1:E:440:TYR:CB	1:F:232:MET:HG3	2.51	0.40
1:F:179:MET:HE3	1:F:179:MET:HB3	1.95	0.40
1:F:244:MET:O	1:F:244:MET:HG2	2.21	0.40
1:F:380:ARG:NH1	1:F:380:ARG:HB2	2.36	0.40
1:G:23:LEU:HA	1:G:23:LEU:HD23	1.86	0.40
1:G:137:LEU:HD23	1:G:137:LEU:HA	1.91	0.40
1:G:230:THR:CG2	1:G:230:THR:O	2.68	0.40
1:G:255:VAL:HG23	1:G:256:ASN:O	2.20	0.40
1:G:277:GLY:HA2	1:G:362:LEU:HD23	2.02	0.40
1:H:182:GLU:OE1	1:H:200:LYS:HE3	2.20	0.40
1:H:372:ILE:H	1:H:372:ILE:HG13	1.53	0.40
1:I:189:GLU:OE1	1:I:196:GLU:OE1	2.40	0.40
1:I:302:GLY:HA2	2:Q:750:GLY:CA	2.51	0.40
1:J:359:LYS:HG2	1:J:360:ASN:N	2.35	0.40
1:J:375:MET:HB2	1:J:380:ARG:CG	2.51	0.40
1:K:173:VAL:HG21	1:K:186:SER:OG	2.21	0.40
1:K:203:GLY:O	1:K:207:SER:HB2	2.22	0.40
1:K:322:ILE:CG1	1:K:332:VAL:HG12	2.50	0.40
1:K:370:ARG:C	1:K:371:ASN:OD1	2.59	0.40
1:L:308:TYR:HE2	1:L:380:ARG:NH1	2.19	0.40
1:M:375:MET:HB2	1:M:376:SER:H	1.69	0.40
1:N:379:GLU:HA	1:N:382:GLU:CD	2.41	0.40
1:N:392:LEU:HD21	1:N:421:LYS:HB3	2.02	0.40
1:A:97:TYR:O	1:A:98:ASN:C	2.60	0.40
1:A:258:PHE:O	1:A:268:SER:N	2.50	0.40
1:A:303:TYR:CE1	2:P:753:ALA:HB2	2.56	0.40
1:A:304:GLU:HA	1:A:317:SER:OG	2.20	0.40
1:B:67:ASP:OD2	1:B:67:ASP:N	2.54	0.40
1:B:141:ASP:OD2	1:B:141:ASP:C	2.59	0.40
1:C:194:GLN:NE2	1:C:241:GLY:O	2.54	0.40
1:D:55:SER:O	1:D:62:ARG:CG	2.69	0.40
1:D:429:ARG:NH1	1:D:429:ARG:CG	2.84	0.40
1:E:60:PHE:HD2	2:R:758:LYS:CG	2.22	0.40
1:E:96:ILE:C	1:E:97:TYR:HD1	2.23	0.40

Continued on next page...

Continued from previous page...

Atom-1	Atom-2	Interatomic distance (Å)	Clash overlap (Å)
1:E:390:ALA:O	1:E:391:THR:CG2	2.69	0.40
1:F:83:THR:O	1:F:84:ALA:HB3	2.21	0.40
1:F:232:MET:CE	1:F:294:ASN:ND2	2.85	0.40
1:F:415:GLU:OE2	1:F:419:GLU:OE2	2.40	0.40
1:F:434:PRO:O	1:F:437:ARG:N	2.54	0.40
1:G:27:ASP:OD2	1:G:30:GLY:N	2.54	0.40
1:G:58:GLU:O	1:G:61:VAL:HG22	2.20	0.40
1:G:114:ARG:HG2	1:G:114:ARG:HH11	1.86	0.40
1:H:121:ASP:N	1:H:121:ASP:OD1	2.54	0.40
1:H:264:ASP:OD1	1:H:264:ASP:N	2.53	0.40
1:H:272:LYS:HE3	1:H:364:ALA:HB1	2.02	0.40
1:H:414:PHE:CE1	1:H:418:ILE:HD11	2.57	0.40
1:H:438:GLU:HB3	1:H:439:GLN:H	1.76	0.40
1:I:31:THR:HG21	1:I:33:LYS:HE2	2.02	0.40
1:I:78:VAL:HB	1:I:91:ARG:NH1	2.36	0.40
1:I:278:ILE:O	1:I:278:ILE:CG2	2.69	0.40
1:I:351:LEU:O	1:I:355:LEU:HG	2.21	0.40
1:J:415:GLU:CG	1:J:416:HIS:ND1	2.84	0.40
1:J:435:TRP:HZ2	1:K:427:MET:HB3	1.85	0.40
1:K:32:ILE:HG23	1:K:32:ILE:O	2.22	0.40
1:K:179:MET:HE1	1:K:217:VAL:HG21	2.03	0.40
1:K:303:TYR:CE1	2:1:753:ALA:HB2	2.52	0.40
1:L:21:ILE:N	1:L:21:ILE:CD1	2.83	0.40
1:L:25:PHE:N	1:L:25:PHE:HD2	2.17	0.40
1:L:71:TYR:HA	1:L:72:PRO:HD2	2.00	0.40
1:L:279:VAL:HG12	1:L:309:VAL:CG1	2.51	0.40
1:L:368:ILE:HA	1:L:370:ARG:HH12	1.86	0.40
1:L:411:GLU:OE2	1:L:411:GLU:HA	2.21	0.40
1:M:79:ILE:O	1:M:81:PRO:HD3	2.21	0.40
1:M:260:ASP:HB2	1:M:268:SER:CA	2.52	0.40
1:M:281:HIS:N	1:M:281:HIS:CD2	2.87	0.40
1:N:38:PRO:C	1:N:40:SER:N	2.74	0.40
1:N:39:VAL:C	1:N:41:GLN:H	2.24	0.40
1:N:91:ARG:C	1:N:92:PHE:CD1	2.94	0.40
1:N:231:PHE:O	1:N:339:PRO:CG	2.68	0.40
1:N:265:LEU:O	1:N:267:LEU:N	2.54	0.40
1:N:289:THR:HB	1:N:337:VAL:HG22	2.03	0.40
1:N:377:LYS:CB	1:N:380:ARG:NH1	2.84	0.40
1:A:171:ASP:O	1:A:175:GLU:HB2	2.21	0.40
1:A:411:GLU:O	1:A:415:GLU:HG3	2.21	0.40
1:B:260:ASP:OD2	1:B:263:ALA:HB2	2.22	0.40

Continued on next page...

Continued from previous page...

Atom-1	Atom-2	Interatomic distance (Å)	Clash overlap (Å)
1:B:260:ASP:CB	1:B:268:SER:HA	2.45	0.40
1:C:63:ILE:HG23	2:Q:747:MET:CE	2.50	0.40
1:C:296:TYR:CD1	1:C:296:TYR:N	2.90	0.40
1:D:136:PHE:CE2	1:D:194:GLN:CB	3.05	0.40
1:D:287:ALA:HB2	1:D:395:ALA:HB1	2.02	0.40
1:D:347:LEU:HA	1:D:347:LEU:HD12	1.89	0.40
1:E:239:VAL:HG23	2:W:757:TYR:CZ	2.56	0.40
1:E:281:HIS:CE1	1:E:404:VAL:CG1	2.91	0.40
1:E:299:LEU:N	1:E:299:LEU:HD13	2.36	0.40
1:E:301:PRO:CA	1:E:307:CYS:SG	3.09	0.40
1:E:301:PRO:N	1:E:307:CYS:SG	2.94	0.40
1:F:25:PHE:CD2	1:F:25:PHE:N	2.89	0.40
1:F:63:ILE:CD1	2:X:747:MET:HE2	2.51	0.40
1:F:129:LEU:HD12	1:F:347:LEU:CD1	2.38	0.40
1:F:307:CYS:O	1:F:308:TYR:CD2	2.75	0.40
1:G:111:ASN:O	1:G:114:ARG:HB3	2.21	0.40
1:G:119:MET:HE3	1:G:127:PHE:HB2	2.03	0.40
1:G:338:ASP:OD2	1:G:338:ASP:C	2.60	0.40
1:H:32:ILE:HD13	1:J:159:LEU:HD13	2.03	0.40
1:H:141:ASP:CG	1:H:142:GLU:OE2	2.60	0.40
1:H:217:VAL:O	1:H:218:VAL:C	2.58	0.40
1:H:418:ILE:C	1:H:420:ALA:N	2.75	0.40
1:I:61:VAL:HG11	1:I:419:GLU:HG2	2.02	0.40
1:J:54:GLY:CA	1:J:68:MET:HE3	2.40	0.40
1:J:219:LYS:NZ	1:K:444:TYR:O	2.45	0.40
1:K:112:LEU:O	1:K:116:LEU:HG	2.20	0.40
1:K:368:ILE:CD1	1:K:385:ILE:HG23	2.51	0.40
1:L:129:LEU:HD23	1:L:131:PRO:HG3	1.98	0.40
1:M:24:GLN:O	1:M:93:ILE:HA	2.22	0.40
1:M:52:PHE:CD1	1:M:70:LEU:HD13	2.54	0.40
1:M:299:LEU:CD1	1:M:306:PRO:O	2.69	0.40
1:N:11:LYS:NZ	1:N:15:GLU:OE1	2.53	0.40
1:N:405:MET:CE	1:N:405:MET:HA	2.52	0.40
2:U:754:HIS:HA	2:U:757:TYR:HE1	1.87	0.40
1:A:60:PHE:CE1	1:A:61:VAL:HG13	2.56	0.40
1:A:112:LEU:O	1:A:116:LEU:HG	2.21	0.40
1:B:156:TYR:HE1	1:B:189:GLU:OE2	2.04	0.40
1:B:244:MET:CE	1:B:339:PRO:HA	2.51	0.40
1:D:187:HIS:CD2	1:D:196:GLU:HB3	2.55	0.40
1:F:9:ILE:HD13	1:F:74:LEU:HD12	2.03	0.40
1:H:137:LEU:CD2	1:H:229:ALA:HB2	2.52	0.40

Continued on next page...

Continued from previous page...

Atom-1	Atom-2	Interatomic distance (Å)	Clash overlap (Å)
1:H:232:MET:CE	1:N:440:TYR:HB2	2.52	0.40
1:H:316:ARG:HB3	1:H:317:SER:H	1.54	0.40
1:H:331:ARG:HD3	1:H:331:ARG:N	2.36	0.40
1:H:348:SER:O	1:H:352:ALA:HB2	2.21	0.40
1:H:409:LEU:HB3	1:H:413:LEU:HB2	2.04	0.40
1:I:63:ILE:CG2	2:S:747:MET:CE	2.99	0.40
1:I:159:LEU:C	1:I:160:ALA:O	2.56	0.40
1:J:83:THR:O	1:J:84:ALA:C	2.59	0.40
1:J:205:VAL:O	1:J:205:VAL:CG2	2.60	0.40
1:J:289:THR:C	1:J:290:ASN:HD22	2.23	0.40
1:J:417:PHE:CZ	1:J:421:LYS:HG3	2.56	0.40
1:K:104:PHE:C	1:K:106:GLY:H	2.25	0.40
1:K:341:ALA:O	1:K:343:PRO:CD	2.68	0.40
1:L:69:TYR:CB	1:L:71:TYR:CE1	3.03	0.40
1:L:164:LEU:C	1:L:168:CYS:HB3	2.39	0.40
1:L:368:ILE:HD12	1:L:370:ARG:HH22	1.87	0.40
1:L:390:ALA:O	1:L:391:THR:HG23	2.22	0.40
1:M:26:THR:HG23	1:M:31:THR:O	2.21	0.40
1:M:39:VAL:O	1:M:39:VAL:CG2	2.70	0.40
1:N:102:THR:C	1:N:103:PRO:O	2.58	0.40
1:N:136:PHE:CD2	1:N:194:GLN:HA	2.56	0.40
1:N:139:LYS:HB2	1:N:149:GLU:O	2.22	0.40
1:A:244:MET:HB2	1:A:339:PRO:HD3	2.03	0.40
1:A:270:THR:O	1:A:273:HIS:HB2	2.22	0.40
1:A:303:TYR:CE1	2:P:753:ALA:CB	3.04	0.40
1:A:307:CYS:O	1:A:388:LEU:HG	2.21	0.40
1:A:351:LEU:HD11	1:A:355:LEU:HG	2.04	0.40
1:B:116:LEU:HD23	1:B:351:LEU:HD21	2.02	0.40
1:B:186:SER:HB3	1:B:196:GLU:O	2.21	0.40
1:B:337:VAL:HG12	1:B:338:ASP:N	2.35	0.40
1:C:14:LYS:O	1:C:16:GLU:N	2.54	0.40
1:C:60:PHE:CD2	2:Q:758:LYS:HB3	2.56	0.40
1:C:142:GLU:H	1:C:142:GLU:HG3	1.49	0.40
1:C:157:PHE:O	1:E:33:LYS:CB	2.56	0.40
1:C:291:PRO:HB2	1:C:421:LYS:NZ	2.37	0.40
1:C:323:PRO:O	1:C:326:ARG:NH2	2.55	0.40
1:D:413:LEU:HD23	1:D:413:LEU:HA	1.86	0.40
1:E:83:THR:CA	1:E:85:GLU:OE2	2.70	0.40
1:E:206:ARG:O	1:E:210:ASP:OD2	2.40	0.40
1:F:84:ALA:HB2	1:F:88:LYS:HE3	2.03	0.40
1:F:302:GLY:HA3	2:O:750:GLY:CA	2.51	0.40

Continued on next page...

Continued from previous page...

Atom-1	Atom-2	Interatomic distance (Å)	Clash overlap (Å)
1:F:356:ASP:OD2	1:F:356:ASP:C	2.60	0.40
1:G:39:VAL:O	1:G:39:VAL:HG22	2.21	0.40
1:G:156:TYR:CD2	1:G:157:PHE:CD1	3.04	0.40
1:G:189:GLU:O	1:G:194:GLN:HB3	2.21	0.40
1:G:292:THR:O	1:G:295:SER:HB2	2.21	0.40
1:G:322:ILE:N	1:G:322:ILE:CD1	2.84	0.40
1:G:335:ARG:NH2	1:G:335:ARG:CB	2.84	0.40
1:G:351:LEU:O	1:G:351:LEU:HG	2.20	0.40
1:H:11:LYS:HG2	1:H:15:GLU:OE1	2.22	0.40
1:H:63:ILE:C	1:H:64:GLU:HG3	2.42	0.40
1:I:28:ILE:HD13	1:I:28:ILE:O	2.21	0.40
1:I:135:PHE:O	1:I:135:PHE:CG	2.75	0.40
1:I:402:ASN:OD1	1:I:404:VAL:HG13	2.21	0.40
1:J:72:PRO:HB2	1:J:92:PHE:HD2	1.86	0.40
1:J:232:MET:O	1:J:235:PRO:HD3	2.21	0.40
1:J:281:HIS:NE2	1:J:356:ASP:OD2	2.53	0.40
1:K:91:ARG:CZ	1:K:93:ILE:HD11	2.51	0.40
1:K:329:SER:O	1:K:330:THR:O	2.40	0.40
1:L:114:ARG:NH1	1:L:407:LYS:O	2.54	0.40
1:L:117:LYS:HA	1:L:120:GLU:CG	2.47	0.40
1:L:127:PHE:HE2	1:L:347:LEU:CD2	2.35	0.40
1:L:173:VAL:HG12	1:L:174:LEU:N	2.36	0.40
1:L:191:ALA:CB	2:S:757:TYR:CE2	3.03	0.40
1:L:223:ARG:O	1:L:226:GLY:N	2.54	0.40
1:L:286:THR:HB	1:L:389:PRO:HG2	2.02	0.40
1:L:376:SER:CB	1:L:378:GLU:OE1	2.70	0.40
1:M:5:THR:O	1:M:8:ASP:N	2.53	0.40
1:M:112:LEU:HD13	1:M:116:LEU:CD1	2.51	0.40
1:M:137:LEU:HD23	1:M:229:ALA:CA	2.50	0.40
1:M:249:SER:HB3	1:M:331:ARG:HA	2.03	0.40
1:M:309:VAL:O	1:M:309:VAL:HG23	2.21	0.40
1:N:38:PRO:C	1:N:40:SER:H	2.25	0.40
1:N:80:PHE:CD1	1:N:89:VAL:HG12	2.57	0.40
1:N:239:VAL:HG22	2:V:757:TYR:CE2	2.56	0.40
1:N:239:VAL:CB	2:V:757:TYR:OH	2.69	0.40
1:N:268:SER:HB2	1:N:269:GLU:H	1.71	0.40
2:S:753:ALA:HA	2:S:756:ARG:HD2	2.02	0.40
2:U:758:LYS:HA	2:U:758:LYS:HD2	1.81	0.40
2:V:750:GLY:C	2:V:752:ASN:N	2.75	0.40
2:2:748:LEU:HA	2:2:751:GLN:OE1	2.22	0.40

There are no symmetry-related clashes.

5.3 Torsion angles [i](#)

5.3.1 Protein backbone [i](#)

In the following table, the Percentiles column shows the percent Ramachandran outliers of the chain as a percentile score with respect to all X-ray entries followed by that with respect to entries of similar resolution.

The Analysed column shows the number of residues for which the backbone conformation was analysed, and the total number of residues.

Mol	Chain	Analysed	Favoured	Allowed	Outliers	Percentiles	
1	A	441/447 (99%)	330 (75%)	96 (22%)	15 (3%)	3	28
1	B	441/447 (99%)	338 (77%)	80 (18%)	23 (5%)	2	18
1	C	441/447 (99%)	325 (74%)	91 (21%)	25 (6%)	1	16
1	D	445/447 (100%)	333 (75%)	84 (19%)	28 (6%)	1	14
1	E	441/447 (99%)	331 (75%)	93 (21%)	17 (4%)	3	25
1	F	441/447 (99%)	335 (76%)	92 (21%)	14 (3%)	4	29
1	G	441/447 (99%)	327 (74%)	83 (19%)	31 (7%)	1	12
1	H	441/447 (99%)	335 (76%)	83 (19%)	23 (5%)	2	18
1	I	441/447 (99%)	333 (76%)	78 (18%)	30 (7%)	1	13
1	J	441/447 (99%)	338 (77%)	83 (19%)	20 (4%)	2	21
1	K	441/447 (99%)	339 (77%)	85 (19%)	17 (4%)	3	25
1	L	441/447 (99%)	340 (77%)	83 (19%)	18 (4%)	3	23
1	M	441/447 (99%)	336 (76%)	89 (20%)	16 (4%)	3	26
1	N	441/447 (99%)	317 (72%)	94 (21%)	30 (7%)	1	13
2	1	13/15 (87%)	12 (92%)	0	1 (8%)	1	10
2	2	13/15 (87%)	12 (92%)	1 (8%)	0	100	100
2	O	13/15 (87%)	12 (92%)	1 (8%)	0	100	100
2	P	13/15 (87%)	11 (85%)	1 (8%)	1 (8%)	1	10
2	Q	13/15 (87%)	10 (77%)	3 (23%)	0	100	100
2	R	13/15 (87%)	12 (92%)	1 (8%)	0	100	100
2	S	13/15 (87%)	10 (77%)	3 (23%)	0	100	100
2	T	13/15 (87%)	12 (92%)	1 (8%)	0	100	100
2	U	13/15 (87%)	8 (62%)	5 (38%)	0	100	100
2	V	13/15 (87%)	11 (85%)	2 (15%)	0	100	100
2	W	13/15 (87%)	11 (85%)	1 (8%)	1 (8%)	1	10

Continued on next page...

Continued from previous page...

Mol	Chain	Analysed	Favoured	Allowed	Outliers	Percentiles	
2	X	13/15 (87%)	8 (62%)	5 (38%)	0	100	100
2	Y	13/15 (87%)	9 (69%)	4 (31%)	0	100	100
2	Z	13/15 (87%)	13 (100%)	0	0	100	100
All	All	6360/6468 (98%)	4808 (76%)	1242 (20%)	310 (5%)	2	19

All (310) Ramachandran outliers are listed below:

Mol	Chain	Res	Type
1	A	161	PRO
1	A	371	ASN
1	B	86	LYS
1	B	161	PRO
1	B	162	THR
1	B	163	ASP
1	B	314	GLN
1	B	370	ARG
1	B	384	GLY
1	C	38	PRO
1	C	84	ALA
1	C	86	LYS
1	C	160	ALA
1	C	161	PRO
1	C	162	THR
1	C	163	ASP
1	C	304	GLU
1	C	371	ASN
1	D	2	ALA
1	D	65	GLU
1	D	82	TRP
1	D	84	ALA
1	D	161	PRO
1	D	164	LEU
1	D	179	MET
1	D	315	ASN
1	D	371	ASN
1	E	88	LYS
1	E	303	TYR
1	E	314	GLN
1	E	376	SER
1	F	86	LYS
1	F	161	PRO

Continued on next page...

Continued from previous page...

Mol	Chain	Res	Type
1	F	314	GLN
1	F	316	ARG
1	G	86	LYS
1	G	156	TYR
1	G	158	ASP
1	G	161	PRO
1	G	162	THR
1	G	184	GLU
1	G	190	VAL
1	G	303	TYR
1	G	304	GLU
1	G	324	ALA
1	G	384	GLY
1	G	389	PRO
1	H	162	THR
1	H	163	ASP
1	H	179	MET
1	H	253	ASN
1	H	316	ARG
1	H	325	SER
1	I	83	THR
1	I	159	LEU
1	I	160	ALA
1	I	161	PRO
1	I	240	ASN
1	I	314	GLN
1	I	371	ASN
1	J	84	ALA
1	J	142	GLU
1	J	150	LEU
1	J	160	ALA
1	J	161	PRO
1	J	162	THR
1	J	201	TYR
1	J	314	GLN
1	J	323	PRO
1	K	131	PRO
1	K	158	ASP
1	K	162	THR
1	K	240	ASN
1	K	261	GLU
1	K	314	GLN

Continued on next page...

Continued from previous page...

Mol	Chain	Res	Type
1	L	84	ALA
1	L	101	GLY
1	L	162	THR
1	L	163	ASP
1	L	201	TYR
1	L	260	ASP
1	M	83	THR
1	M	99	PRO
1	M	101	GLY
1	M	162	THR
1	M	303	TYR
1	M	375	MET
1	N	82	TRP
1	N	83	THR
1	N	161	PRO
1	N	162	THR
1	N	201	TYR
1	N	261	GLU
1	N	268	SER
1	N	303	TYR
1	N	314	GLN
1	N	324	ALA
1	N	411	GLU
2	P	747	MET
1	A	253	ASN
1	A	303	TYR
1	A	361	LYS
1	B	84	ALA
1	B	200	LYS
1	B	266	GLN
1	B	361	LYS
1	B	371	ASN
1	B	375	MET
1	C	82	TRP
1	C	253	ASN
1	C	261	GLU
1	C	262	ASN
1	C	315	ASN
1	C	339	PRO
1	C	403	GLU
1	D	167	ASN
1	D	170	ARG

Continued on next page...

Continued from previous page...

Mol	Chain	Res	Type
1	D	171	ASP
1	D	316	ARG
1	D	370	ARG
1	E	10	GLU
1	E	163	ASP
1	G	84	ALA
1	G	180	GLY
1	G	252	LYS
1	G	261	GLU
1	G	325	SER
1	G	341	ALA
1	H	185	ALA
1	H	324	ALA
1	H	361	LYS
1	H	387	ASP
1	I	17	ASN
1	I	56	SER
1	I	85	GLU
1	I	111	ASN
1	I	152	ASP
1	I	181	PHE
1	I	185	ALA
1	I	316	ARG
1	J	58	GLU
1	J	143	LYS
1	J	204	ALA
1	J	261	GLU
1	K	17	ASN
1	K	85	GLU
1	K	156	TYR
1	K	303	TYR
1	K	371	ASN
1	L	3	LYS
1	L	104	PHE
1	L	142	GLU
1	L	240	ASN
1	L	265	LEU
1	M	125	SER
1	M	370	ARG
1	M	376	SER
1	M	411	GLU
1	N	74	LEU

Continued on next page...

Continued from previous page...

Mol	Chain	Res	Type
1	N	85	GLU
1	N	141	ASP
1	N	264	ASP
1	N	266	GLN
1	N	384	GLY
1	N	410	GLY
2	1	752	ASN
1	A	17	ASN
1	A	85	GLU
1	A	166	GLU
1	B	8	ASP
1	B	17	ASN
1	B	240	ASN
1	B	257	ALA
1	C	233	PRO
1	D	253	ASN
1	D	254	GLY
1	D	387	ASP
1	D	396	LEU
1	D	431	GLN
1	E	253	ASN
1	E	370	ARG
1	E	411	GLU
1	F	39	VAL
1	F	304	GLU
1	F	389	PRO
1	G	327	GLY
1	H	83	THR
1	H	139	LYS
1	H	187	HIS
1	H	384	GLY
1	I	13	VAL
1	I	156	TYR
1	I	179	MET
1	I	190	VAL
1	J	27	ASP
1	J	98	ASN
1	J	192	PRO
1	J	202	ALA
1	K	325	SER
1	K	370	ARG
1	K	441	MET

Continued on next page...

Continued from previous page...

Mol	Chain	Res	Type
1	L	39	VAL
1	L	131	PRO
1	L	161	PRO
1	M	239	VAL
1	M	256	ASN
1	N	60	PHE
1	N	233	PRO
2	W	758	LYS
1	A	410	GLY
1	C	65	GLU
1	D	158	ASP
1	D	173	VAL
1	D	323	PRO
1	E	316	ARG
1	F	83	THR
1	F	85	GLU
1	F	185	ALA
1	F	233	PRO
1	F	339	PRO
1	G	9	ILE
1	G	17	ASN
1	G	83	THR
1	G	159	LEU
1	G	200	LYS
1	G	346	ALA
1	G	414	PHE
1	H	48	ASN
1	H	84	ALA
1	H	188	HIS
1	I	3	LYS
1	I	151	ASN
1	J	167	ASN
1	K	83	THR
1	K	411	GLU
1	L	160	ALA
1	N	235	PRO
1	N	414	PHE
1	A	179	MET
1	A	252	LYS
1	B	160	ALA
1	B	192	PRO
1	C	60	PHE

Continued on next page...

Continued from previous page...

Mol	Chain	Res	Type
1	C	194	GLN
1	C	343	PRO
1	C	412	HIS
1	C	413	LEU
1	D	361	LYS
1	D	374	VAL
1	E	204	ALA
1	E	339	PRO
1	E	343	PRO
1	F	171	ASP
1	F	411	GLU
1	H	109	ARG
1	I	58	GLU
1	J	144	GLY
1	L	156	TYR
1	M	160	ALA
1	M	224	LYS
1	M	265	LEU
1	N	98	ASN
1	N	156	TYR
1	N	352	ALA
1	B	261	GLU
1	B	332	VAL
1	C	414	PHE
1	D	406	VAL
1	G	240	ASN
1	H	100	ASP
1	H	339	PRO
1	H	365	PRO
1	H	401	SER
1	I	63	ILE
1	I	392	LEU
1	J	131	PRO
1	K	99	PRO
1	L	204	ALA
1	M	174	LEU
1	N	339	PRO
1	B	343	PRO
1	C	81	PRO
1	E	39	VAL
1	G	101	GLY
1	I	365	PRO

Continued on next page...

Continued from previous page...

Mol	Chain	Res	Type
1	A	81	PRO
1	A	192	PRO
1	G	192	PRO
1	G	337	VAL
1	I	81	PRO
1	A	339	PRO
1	D	365	PRO
1	D	434	PRO
1	E	9	ILE
1	G	131	PRO
1	H	337	VAL
1	I	343	PRO
1	N	160	ALA
1	A	99	PRO
1	B	226	GLY
1	D	81	PRO
1	E	81	PRO
1	E	101	GLY
1	I	123	GLY
1	I	342	ASN
1	I	367	PRO
1	L	339	PRO
1	N	81	PRO
1	N	108	PRO
1	N	318	PRO

5.3.2 Protein sidechains [i](#)

In the following table, the Percentiles column shows the percent sidechain outliers of the chain as a percentile score with respect to all X-ray entries followed by that with respect to entries of similar resolution.

The Analysed column shows the number of residues for which the sidechain conformation was analysed, and the total number of residues.

Mol	Chain	Analysed	Rotameric	Outliers	Percentiles
1	A	382/385 (99%)	322 (84%)	60 (16%)	2 15
1	B	382/385 (99%)	313 (82%)	69 (18%)	1 9
1	C	382/385 (99%)	313 (82%)	69 (18%)	1 9
1	D	385/385 (100%)	310 (80%)	75 (20%)	1 7
1	E	382/385 (99%)	300 (78%)	82 (22%)	1 5

Continued on next page...

Continued from previous page...

Mol	Chain	Analysed	Rotameric	Outliers	Percentiles	
1	F	382/385 (99%)	314 (82%)	68 (18%)	2	10
1	G	382/385 (99%)	312 (82%)	70 (18%)	1	8
1	H	382/385 (99%)	303 (79%)	79 (21%)	1	6
1	I	382/385 (99%)	314 (82%)	68 (18%)	2	10
1	J	382/385 (99%)	317 (83%)	65 (17%)	2	12
1	K	382/385 (99%)	316 (83%)	66 (17%)	2	11
1	L	382/385 (99%)	307 (80%)	75 (20%)	1	7
1	M	382/385 (99%)	313 (82%)	69 (18%)	1	9
1	N	382/385 (99%)	321 (84%)	61 (16%)	2	14
2	1	13/13 (100%)	11 (85%)	2 (15%)	2	16
2	2	13/13 (100%)	10 (77%)	3 (23%)	1	4
2	O	13/13 (100%)	11 (85%)	2 (15%)	2	16
2	P	13/13 (100%)	12 (92%)	1 (8%)	13	42
2	Q	13/13 (100%)	9 (69%)	4 (31%)	0	2
2	R	13/13 (100%)	8 (62%)	5 (38%)	0	1
2	S	13/13 (100%)	11 (85%)	2 (15%)	2	16
2	T	13/13 (100%)	10 (77%)	3 (23%)	1	4
2	U	13/13 (100%)	9 (69%)	4 (31%)	0	2
2	V	13/13 (100%)	11 (85%)	2 (15%)	2	16
2	W	13/13 (100%)	9 (69%)	4 (31%)	0	2
2	X	13/13 (100%)	12 (92%)	1 (8%)	13	42
2	Y	13/13 (100%)	8 (62%)	5 (38%)	0	1
2	Z	13/13 (100%)	11 (85%)	2 (15%)	2	16
All	All	5533/5572 (99%)	4517 (82%)	1016 (18%)	1	8

All (1016) residues with a non-rotameric sidechain are listed below:

Mol	Chain	Res	Type
1	A	13	VAL
1	A	28	ILE
1	A	36	GLU
1	A	37	ILE
1	A	40	SER
1	A	65	GLU

Continued on next page...

Continued from previous page...

Mol	Chain	Res	Type
1	A	74	LEU
1	A	82	TRP
1	A	85	GLU
1	A	86	LYS
1	A	91	ARG
1	A	105	GLU
1	A	107	ASP
1	A	109	ARG
1	A	112	LEU
1	A	122	LEU
1	A	126	ASP
1	A	141	ASP
1	A	142	GLU
1	A	143	LYS
1	A	145	GLU
1	A	151	ASN
1	A	152	ASP
1	A	156	TYR
1	A	159	LEU
1	A	161	PRO
1	A	164	LEU
1	A	166	GLU
1	A	168	CYS
1	A	171	ASP
1	A	174	LEU
1	A	178	GLU
1	A	183	ILE
1	A	199	PHE
1	A	205	VAL
1	A	206	ARG
1	A	207	SER
1	A	220	THR
1	A	249	SER
1	A	252	LYS
1	A	261	GLU
1	A	264	ASP
1	A	288	VAL
1	A	291	PRO
1	A	304	GLU
1	A	308	TYR
1	A	316	ARG
1	A	328	ILE

Continued on next page...

Continued from previous page...

Mol	Chain	Res	Type
1	A	337	VAL
1	A	347	LEU
1	A	362	LEU
1	A	363	GLU
1	A	370	ARG
1	A	372	ILE
1	A	374	VAL
1	A	378	GLU
1	A	403	GLU
1	A	407	LYS
1	A	424	GLU
1	A	441	MET
1	B	3	LYS
1	B	9	ILE
1	B	29	LEU
1	B	32	ILE
1	B	34	ASN
1	B	36	GLU
1	B	44	LYS
1	B	57	ILE
1	B	61	VAL
1	B	67	ASP
1	B	71	TYR
1	B	82	TRP
1	B	86	LYS
1	B	91	ARG
1	B	100	ASP
1	B	102	THR
1	B	105	GLU
1	B	107	ASP
1	B	112	LEU
1	B	119	MET
1	B	122	LEU
1	B	124	PHE
1	B	125	SER
1	B	129	LEU
1	B	140	LEU
1	B	141	ASP
1	B	142	GLU
1	B	151	ASN
1	B	159	LEU
1	B	161	PRO

Continued on next page...

Continued from previous page...

Mol	Chain	Res	Type
1	B	171	ASP
1	B	190	VAL
1	B	198	ASP
1	B	199	PHE
1	B	205	VAL
1	B	234	LYS
1	B	237	PHE
1	B	244	MET
1	B	248	LEU
1	B	252	LYS
1	B	264	ASP
1	B	284	SER
1	B	292	THR
1	B	295	SER
1	B	300	VAL
1	B	304	GLU
1	B	308	TYR
1	B	315	ASN
1	B	319	LEU
1	B	329	SER
1	B	331	ARG
1	B	335	ARG
1	B	344	TYR
1	B	347	LEU
1	B	362	LEU
1	B	370	ARG
1	B	373	TYR
1	B	376	SER
1	B	381	MET
1	B	383	ASN
1	B	385	ILE
1	B	386	VAL
1	B	387	ASP
1	B	401	SER
1	B	404	VAL
1	B	405	MET
1	B	429	ARG
1	B	430	THR
1	B	442	SER
1	C	6	ARG
1	C	7	GLU
1	C	8	ASP

Continued on next page...

Continued from previous page...

Mol	Chain	Res	Type
1	C	26	THR
1	C	28	ILE
1	C	34	ASN
1	C	36	GLU
1	C	40	SER
1	C	46	LEU
1	C	56	SER
1	C	61	VAL
1	C	64	GLU
1	C	68	MET
1	C	70	LEU
1	C	82	TRP
1	C	85	GLU
1	C	91	ARG
1	C	94	CYS
1	C	100	ASP
1	C	105	GLU
1	C	112	LEU
1	C	119	MET
1	C	122	LEU
1	C	125	SER
1	C	129	LEU
1	C	142	GLU
1	C	151	ASN
1	C	158	ASP
1	C	162	THR
1	C	166	GLU
1	C	167	ASN
1	C	169	ARG
1	C	170	ARG
1	C	171	ASP
1	C	187	HIS
1	C	189	GLU
1	C	190	VAL
1	C	201	TYR
1	C	205	VAL
1	C	206	ARG
1	C	207	SER
1	C	220	THR
1	C	224	LYS
1	C	233	PRO
1	C	249	SER

Continued on next page...

Continued from previous page...

Mol	Chain	Res	Type
1	C	252	LYS
1	C	260	ASP
1	C	262	ASN
1	C	265	LEU
1	C	266	GLN
1	C	273	HIS
1	C	285	PHE
1	C	303	TYR
1	C	312	SER
1	C	316	ARG
1	C	326	ARG
1	C	328	ILE
1	C	329	SER
1	C	336	SER
1	C	343	PRO
1	C	362	LEU
1	C	363	GLU
1	C	370	ARG
1	C	381	MET
1	C	386	VAL
1	C	388	LEU
1	C	411	GLU
1	C	415	GLU
1	C	442	SER
1	D	0	HIS
1	D	1	MET
1	D	5	THR
1	D	8	ASP
1	D	14	LYS
1	D	28	ILE
1	D	29	LEU
1	D	34	ASN
1	D	35	VAL
1	D	36	GLU
1	D	46	LEU
1	D	47	ASP
1	D	52	PHE
1	D	56	SER
1	D	62	ARG
1	D	68	MET
1	D	70	LEU
1	D	82	TRP

Continued on next page...

Continued from previous page...

Mol	Chain	Res	Type
1	D	85	GLU
1	D	86	LYS
1	D	91	ARG
1	D	102	THR
1	D	109	ARG
1	D	110	ASN
1	D	111	ASN
1	D	112	LEU
1	D	114	ARG
1	D	117	LYS
1	D	129	LEU
1	D	167	ASN
1	D	170	ARG
1	D	171	ASP
1	D	184	GLU
1	D	187	HIS
1	D	189	GLU
1	D	190	VAL
1	D	198	ASP
1	D	199	PHE
1	D	200	LYS
1	D	207	SER
1	D	215	LYS
1	D	223	ARG
1	D	233	PRO
1	D	234	LYS
1	D	246	CYS
1	D	252	LYS
1	D	260	ASP
1	D	261	GLU
1	D	265	LEU
1	D	266	GLN
1	D	283	THR
1	D	284	SER
1	D	289	THR
1	D	298	ARG
1	D	299	LEU
1	D	312	SER
1	D	316	ARG
1	D	322	ILE
1	D	328	ILE
1	D	329	SER

Continued on next page...

Continued from previous page...

Mol	Chain	Res	Type
1	D	343	PRO
1	D	359	LYS
1	D	362	LEU
1	D	363	GLU
1	D	371	ASN
1	D	372	ILE
1	D	373	TYR
1	D	376	SER
1	D	381	MET
1	D	404	VAL
1	D	414	PHE
1	D	418	ILE
1	D	426	ASP
1	D	429	ARG
1	D	441	MET
1	E	5	THR
1	E	7	GLU
1	E	14	LYS
1	E	18	VAL
1	E	27	ASP
1	E	28	ILE
1	E	32	ILE
1	E	34	ASN
1	E	35	VAL
1	E	38	PRO
1	E	44	LYS
1	E	51	MET
1	E	58	GLU
1	E	64	GLU
1	E	66	SER
1	E	70	LEU
1	E	73	ASP
1	E	78	VAL
1	E	82	TRP
1	E	85	GLU
1	E	86	LYS
1	E	91	ARG
1	E	96	ILE
1	E	100	ASP
1	E	102	THR
1	E	109	ARG
1	E	112	LEU

Continued on next page...

Continued from previous page...

Mol	Chain	Res	Type
1	E	114	ARG
1	E	121	ASP
1	E	129	LEU
1	E	142	GLU
1	E	147	THR
1	E	151	ASN
1	E	156	TYR
1	E	158	ASP
1	E	159	LEU
1	E	166	GLU
1	E	179	MET
1	E	182	GLU
1	E	190	VAL
1	E	198	ASP
1	E	199	PHE
1	E	201	TYR
1	E	205	VAL
1	E	206	ARG
1	E	210	ASP
1	E	223	ARG
1	E	224	LYS
1	E	225	HIS
1	E	240	ASN
1	E	250	LEU
1	E	255	VAL
1	E	262	ASN
1	E	264	ASP
1	E	272	LYS
1	E	285	PHE
1	E	291	PRO
1	E	299	LEU
1	E	304	GLU
1	E	315	ASN
1	E	316	ARG
1	E	321	ARG
1	E	325	SER
1	E	328	ILE
1	E	331	ARG
1	E	332	VAL
1	E	359	LYS
1	E	361	LYS
1	E	368	ILE

Continued on next page...

Continued from previous page...

Mol	Chain	Res	Type
1	E	370	ARG
1	E	371	ASN
1	E	372	ILE
1	E	375	MET
1	E	376	SER
1	E	378	GLU
1	E	381	MET
1	E	383	ASN
1	E	386	VAL
1	E	387	ASP
1	E	398	GLU
1	E	402	ASN
1	E	441	MET
1	F	6	ARG
1	F	7	GLU
1	F	27	ASP
1	F	28	ILE
1	F	34	ASN
1	F	40	SER
1	F	42	LEU
1	F	49	LYS
1	F	63	ILE
1	F	64	GLU
1	F	66	SER
1	F	73	ASP
1	F	78	VAL
1	F	82	TRP
1	F	85	GLU
1	F	91	ARG
1	F	92	PHE
1	F	100	ASP
1	F	104	PHE
1	F	112	LEU
1	F	115	ILE
1	F	128	ASN
1	F	129	LEU
1	F	142	GLU
1	F	147	THR
1	F	149	GLU
1	F	156	TYR
1	F	159	LEU
1	F	161	PRO

Continued on next page...

Continued from previous page...

Mol	Chain	Res	Type
1	F	166	GLU
1	F	167	ASN
1	F	174	LEU
1	F	175	GLU
1	F	181	PHE
1	F	190	VAL
1	F	199	PHE
1	F	205	VAL
1	F	210	ASP
1	F	212	GLN
1	F	227	LEU
1	F	234	LYS
1	F	239	VAL
1	F	240	ASN
1	F	248	LEU
1	F	252	LYS
1	F	258	PHE
1	F	270	THR
1	F	272	LYS
1	F	291	PRO
1	F	299	LEU
1	F	316	ARG
1	F	318	PRO
1	F	325	SER
1	F	328	ILE
1	F	329	SER
1	F	355	LEU
1	F	356	ASP
1	F	359	LYS
1	F	370	ARG
1	F	371	ASN
1	F	378	GLU
1	F	380	ARG
1	F	381	MET
1	F	387	ASP
1	F	396	LEU
1	F	398	GLU
1	F	405	MET
1	F	429	ARG
1	G	7	GLU
1	G	11	LYS
1	G	12	LEU

Continued on next page...

Continued from previous page...

Mol	Chain	Res	Type
1	G	15	GLU
1	G	16	GLU
1	G	22	ARG
1	G	24	GLN
1	G	28	ILE
1	G	31	THR
1	G	37	ILE
1	G	62	ARG
1	G	64	GLU
1	G	67	ASP
1	G	74	LEU
1	G	82	TRP
1	G	85	GLU
1	G	86	LYS
1	G	91	ARG
1	G	102	THR
1	G	105	GLU
1	G	112	LEU
1	G	122	LEU
1	G	129	LEU
1	G	133	PRO
1	G	142	GLU
1	G	147	THR
1	G	149	GLU
1	G	159	LEU
1	G	161	PRO
1	G	168	CYS
1	G	181	PHE
1	G	184	GLU
1	G	186	SER
1	G	189	GLU
1	G	190	VAL
1	G	199	PHE
1	G	205	VAL
1	G	209	ASP
1	G	227	LEU
1	G	230	THR
1	G	237	PHE
1	G	239	VAL
1	G	262	ASN
1	G	264	ASP
1	G	291	PRO

Continued on next page...

Continued from previous page...

Mol	Chain	Res	Type
1	G	295	SER
1	G	298	ARG
1	G	299	LEU
1	G	315	ASN
1	G	316	ARG
1	G	326	ARG
1	G	328	ILE
1	G	336	SER
1	G	359	LYS
1	G	362	LEU
1	G	368	ILE
1	G	371	ASN
1	G	372	ILE
1	G	373	TYR
1	G	377	LYS
1	G	378	GLU
1	G	381	MET
1	G	383	ASN
1	G	394	GLU
1	G	403	GLU
1	G	404	VAL
1	G	411	GLU
1	G	426	ASP
1	G	427	MET
1	G	429	ARG
1	H	24	GLN
1	H	31	THR
1	H	32	ILE
1	H	34	ASN
1	H	36	GLU
1	H	42	LEU
1	H	50	VAL
1	H	52	PHE
1	H	62	ARG
1	H	66	SER
1	H	82	TRP
1	H	85	GLU
1	H	91	ARG
1	H	107	ASP
1	H	109	ARG
1	H	112	LEU
1	H	114	ARG

Continued on next page...

Continued from previous page...

Mol	Chain	Res	Type
1	H	115	ILE
1	H	118	GLU
1	H	126	ASP
1	H	129	LEU
1	H	142	GLU
1	H	151	ASN
1	H	156	TYR
1	H	159	LEU
1	H	163	ASP
1	H	164	LEU
1	H	174	LEU
1	H	178	GLU
1	H	183	ILE
1	H	184	GLU
1	H	190	VAL
1	H	198	ASP
1	H	199	PHE
1	H	200	LYS
1	H	201	TYR
1	H	205	VAL
1	H	218	VAL
1	H	223	ARG
1	H	227	LEU
1	H	239	VAL
1	H	242	SER
1	H	250	LEU
1	H	252	LYS
1	H	261	GLU
1	H	266	GLN
1	H	275	ILE
1	H	291	PRO
1	H	303	TYR
1	H	304	GLU
1	H	308	TYR
1	H	312	SER
1	H	316	ARG
1	H	317	SER
1	H	319	LEU
1	H	326	ARG
1	H	328	ILE
1	H	329	SER
1	H	331	ARG

Continued on next page...

Continued from previous page...

Mol	Chain	Res	Type
1	H	337	VAL
1	H	338	ASP
1	H	343	PRO
1	H	348	SER
1	H	350	LEU
1	H	358	ILE
1	H	361	LYS
1	H	365	PRO
1	H	369	ASP
1	H	371	ASN
1	H	373	TYR
1	H	380	ARG
1	H	381	MET
1	H	385	ILE
1	H	386	VAL
1	H	387	ASP
1	H	391	THR
1	H	396	LEU
1	H	427	MET
1	H	438	GLU
1	I	5	THR
1	I	24	GLN
1	I	28	ILE
1	I	34	ASN
1	I	35	VAL
1	I	40	SER
1	I	47	ASP
1	I	50	VAL
1	I	56	SER
1	I	61	VAL
1	I	63	ILE
1	I	66	SER
1	I	68	MET
1	I	70	LEU
1	I	85	GLU
1	I	86	LYS
1	I	91	ARG
1	I	105	GLU
1	I	108	PRO
1	I	112	LEU
1	I	116	LEU
1	I	119	MET

Continued on next page...

Continued from previous page...

Mol	Chain	Res	Type
1	I	126	ASP
1	I	129	LEU
1	I	147	THR
1	I	149	GLU
1	I	153	LYS
1	I	159	LEU
1	I	161	PRO
1	I	162	THR
1	I	163	ASP
1	I	182	GLU
1	I	190	VAL
1	I	192	PRO
1	I	207	SER
1	I	220	THR
1	I	239	VAL
1	I	242	SER
1	I	250	LEU
1	I	252	LYS
1	I	261	GLU
1	I	269	GLU
1	I	270	THR
1	I	284	SER
1	I	291	PRO
1	I	300	VAL
1	I	304	GLU
1	I	316	ARG
1	I	319	LEU
1	I	325	SER
1	I	326	ARG
1	I	329	SER
1	I	331	ARG
1	I	332	VAL
1	I	336	SER
1	I	343	PRO
1	I	344	TYR
1	I	347	LEU
1	I	359	LYS
1	I	361	LYS
1	I	362	LEU
1	I	368	ILE
1	I	369	ASP
1	I	381	MET

Continued on next page...

Continued from previous page...

Mol	Chain	Res	Type
1	I	382	GLU
1	I	386	VAL
1	I	387	ASP
1	I	404	VAL
1	J	12	LEU
1	J	19	LYS
1	J	28	ILE
1	J	33	LYS
1	J	34	ASN
1	J	36	GLU
1	J	42	LEU
1	J	52	PHE
1	J	55	SER
1	J	61	VAL
1	J	64	GLU
1	J	71	TYR
1	J	74	LEU
1	J	78	VAL
1	J	82	TRP
1	J	91	ARG
1	J	112	LEU
1	J	122	LEU
1	J	126	ASP
1	J	129	LEU
1	J	141	ASP
1	J	142	GLU
1	J	147	THR
1	J	151	ASN
1	J	152	ASP
1	J	161	PRO
1	J	163	ASP
1	J	178	GLU
1	J	190	VAL
1	J	199	PHE
1	J	200	LYS
1	J	205	VAL
1	J	206	ARG
1	J	220	THR
1	J	223	ARG
1	J	234	LYS
1	J	240	ASN
1	J	244	MET

Continued on next page...

Continued from previous page...

Mol	Chain	Res	Type
1	J	252	LYS
1	J	264	ASP
1	J	266	GLN
1	J	270	THR
1	J	284	SER
1	J	307	CYS
1	J	325	SER
1	J	328	ILE
1	J	331	ARG
1	J	332	VAL
1	J	338	ASP
1	J	351	LEU
1	J	359	LYS
1	J	360	ASN
1	J	362	LEU
1	J	369	ASP
1	J	370	ARG
1	J	371	ASN
1	J	378	GLU
1	J	381	MET
1	J	383	ASN
1	J	392	LEU
1	J	401	SER
1	J	407	LYS
1	J	411	GLU
1	J	415	GLU
1	J	433	HIS
1	K	7	GLU
1	K	28	ILE
1	K	34	ASN
1	K	35	VAL
1	K	36	GLU
1	K	42	LEU
1	K	52	PHE
1	K	67	ASP
1	K	70	LEU
1	K	82	TRP
1	K	83	THR
1	K	86	LYS
1	K	91	ARG
1	K	100	ASP
1	K	102	THR

Continued on next page...

Continued from previous page...

Mol	Chain	Res	Type
1	K	105	GLU
1	K	112	LEU
1	K	119	MET
1	K	122	LEU
1	K	129	LEU
1	K	133	PRO
1	K	137	LEU
1	K	147	THR
1	K	156	TYR
1	K	162	THR
1	K	183	ILE
1	K	186	SER
1	K	199	PHE
1	K	201	TYR
1	K	206	ARG
1	K	207	SER
1	K	221	ILE
1	K	223	ARG
1	K	240	ASN
1	K	252	LYS
1	K	255	VAL
1	K	261	GLU
1	K	268	SER
1	K	283	THR
1	K	284	SER
1	K	286	THR
1	K	291	PRO
1	K	292	THR
1	K	299	LEU
1	K	309	VAL
1	K	326	ARG
1	K	328	ILE
1	K	329	SER
1	K	335	ARG
1	K	359	LYS
1	K	361	LYS
1	K	363	GLU
1	K	370	ARG
1	K	371	ASN
1	K	372	ILE
1	K	373	TYR
1	K	381	MET

Continued on next page...

Continued from previous page...

Mol	Chain	Res	Type
1	K	385	ILE
1	K	388	LEU
1	K	404	VAL
1	K	413	LEU
1	K	415	GLU
1	K	431	GLN
1	K	433	HIS
1	K	443	GLN
1	K	444	TYR
1	L	3	LYS
1	L	8	ASP
1	L	9	ILE
1	L	12	LEU
1	L	25	PHE
1	L	32	ILE
1	L	34	ASN
1	L	52	PHE
1	L	55	SER
1	L	67	ASP
1	L	71	TYR
1	L	74	LEU
1	L	78	VAL
1	L	82	TRP
1	L	86	LYS
1	L	91	ARG
1	L	94	CYS
1	L	112	LEU
1	L	119	MET
1	L	120	GLU
1	L	122	LEU
1	L	126	ASP
1	L	142	GLU
1	L	152	ASP
1	L	156	TYR
1	L	159	LEU
1	L	163	ASP
1	L	164	LEU
1	L	167	ASN
1	L	170	ARG
1	L	183	ILE
1	L	184	GLU
1	L	190	VAL

Continued on next page...

Continued from previous page...

Mol	Chain	Res	Type
1	L	201	TYR
1	L	208	CYS
1	L	210	ASP
1	L	220	THR
1	L	223	ARG
1	L	231	PHE
1	L	234	LYS
1	L	240	ASN
1	L	252	LYS
1	L	253	ASN
1	L	261	GLU
1	L	265	LEU
1	L	270	THR
1	L	274	PHE
1	L	298	ARG
1	L	301	PRO
1	L	304	GLU
1	L	312	SER
1	L	314	GLN
1	L	325	SER
1	L	326	ARG
1	L	331	ARG
1	L	332	VAL
1	L	337	VAL
1	L	338	ASP
1	L	343	PRO
1	L	347	LEU
1	L	358	ILE
1	L	363	GLU
1	L	369	ASP
1	L	370	ARG
1	L	372	ILE
1	L	375	MET
1	L	376	SER
1	L	380	ARG
1	L	381	MET
1	L	383	ASN
1	L	387	ASP
1	L	404	VAL
1	L	423	ILE
1	L	424	GLU
1	L	441	MET

Continued on next page...

Continued from previous page...

Mol	Chain	Res	Type
1	M	9	ILE
1	M	20	TYR
1	M	27	ASP
1	M	34	ASN
1	M	35	VAL
1	M	39	VAL
1	M	40	SER
1	M	56	SER
1	M	62	ARG
1	M	68	MET
1	M	70	LEU
1	M	72	PRO
1	M	85	GLU
1	M	91	ARG
1	M	93	ILE
1	M	102	THR
1	M	105	GLU
1	M	109	ARG
1	M	112	LEU
1	M	126	ASP
1	M	129	LEU
1	M	149	GLU
1	M	153	LYS
1	M	156	TYR
1	M	167	ASN
1	M	199	PHE
1	M	206	ARG
1	M	207	SER
1	M	210	ASP
1	M	211	ILE
1	M	216	LEU
1	M	225	HIS
1	M	232	MET
1	M	248	LEU
1	M	252	LYS
1	M	255	VAL
1	M	261	GLU
1	M	264	ASP
1	M	267	LEU
1	M	268	SER
1	M	270	THR
1	M	283	THR

Continued on next page...

Continued from previous page...

Mol	Chain	Res	Type
1	M	285	PHE
1	M	286	THR
1	M	291	PRO
1	M	292	THR
1	M	304	GLU
1	M	315	ASN
1	M	328	ILE
1	M	329	SER
1	M	331	ARG
1	M	332	VAL
1	M	347	LEU
1	M	351	LEU
1	M	362	LEU
1	M	363	GLU
1	M	369	ASP
1	M	375	MET
1	M	376	SER
1	M	378	GLU
1	M	380	ARG
1	M	381	MET
1	M	387	ASP
1	M	407	LYS
1	M	413	LEU
1	M	418	ILE
1	M	423	ILE
1	M	426	ASP
1	M	443	GLN
1	N	7	GLU
1	N	11	LYS
1	N	12	LEU
1	N	14	LYS
1	N	21	ILE
1	N	27	ASP
1	N	28	ILE
1	N	31	THR
1	N	32	ILE
1	N	34	ASN
1	N	35	VAL
1	N	42	LEU
1	N	62	ARG
1	N	64	GLU
1	N	67	ASP

Continued on next page...

Continued from previous page...

Mol	Chain	Res	Type
1	N	69	TYR
1	N	71	TYR
1	N	77	PHE
1	N	82	TRP
1	N	85	GLU
1	N	91	ARG
1	N	104	PHE
1	N	105	GLU
1	N	110	ASN
1	N	112	LEU
1	N	122	LEU
1	N	129	LEU
1	N	140	LEU
1	N	147	THR
1	N	151	ASN
1	N	159	LEU
1	N	179	MET
1	N	181	PHE
1	N	190	VAL
1	N	201	TYR
1	N	205	VAL
1	N	207	SER
1	N	227	LEU
1	N	253	ASN
1	N	261	GLU
1	N	262	ASN
1	N	264	ASP
1	N	270	THR
1	N	295	SER
1	N	303	TYR
1	N	315	ASN
1	N	331	ARG
1	N	332	VAL
1	N	335	ARG
1	N	347	LEU
1	N	359	LYS
1	N	371	ASN
1	N	382	GLU
1	N	404	VAL
1	N	405	MET
1	N	411	GLU
1	N	416	HIS

Continued on next page...

Continued from previous page...

Mol	Chain	Res	Type
1	N	427	MET
1	N	429	ARG
1	N	431	GLN
1	N	442	SER
2	O	748	LEU
2	O	752	ASN
2	P	752	ASN
2	Q	748	LEU
2	Q	752	ASN
2	Q	754	HIS
2	Q	756	ARG
2	R	751	GLN
2	R	752	ASN
2	R	754	HIS
2	R	757	TYR
2	R	758	LYS
2	S	754	HIS
2	S	757	TYR
2	T	751	GLN
2	T	752	ASN
2	T	754	HIS
2	U	751	GLN
2	U	754	HIS
2	U	757	TYR
2	U	758	LYS
2	V	752	ASN
2	V	755	PHE
2	W	747	MET
2	W	752	ASN
2	W	754	HIS
2	W	758	LYS
2	X	752	ASN
2	Y	748	LEU
2	Y	749	GLU
2	Y	751	GLN
2	Y	752	ASN
2	Y	758	LYS
2	Z	752	ASN
2	Z	754	HIS
2	1	754	HIS
2	1	757	TYR
2	2	749	GLU

Continued on next page...

Continued from previous page...

Mol	Chain	Res	Type
2	2	752	ASN
2	2	755	PHE

Sometimes sidechains can be flipped to improve hydrogen bonding and reduce clashes. All (163) such sidechains are listed below:

Mol	Chain	Res	Type
1	A	24	GLN
1	A	41	GLN
1	A	98	ASN
1	A	110	ASN
1	A	151	ASN
1	A	167	ASN
1	A	195	HIS
1	A	225	HIS
1	A	240	ASN
1	A	360	ASN
1	A	433	HIS
1	B	194	GLN
1	B	225	HIS
1	B	247	ASN
1	B	315	ASN
1	B	383	ASN
1	B	433	HIS
1	C	24	GLN
1	C	98	ASN
1	C	128	ASN
1	C	151	ASN
1	C	167	ASN
1	C	245	HIS
1	C	281	HIS
1	C	412	HIS
1	C	433	HIS
1	C	439	GLN
1	C	443	GLN
1	D	24	GLN
1	D	48	ASN
1	D	110	ASN
1	D	111	ASN
1	D	128	ASN
1	D	151	ASN
1	D	167	ASN
1	D	212	GLN

Continued on next page...

Continued from previous page...

Mol	Chain	Res	Type
1	D	228	HIS
1	D	315	ASN
1	D	342	ASN
1	D	360	ASN
1	D	416	HIS
1	D	443	GLN
1	E	17	ASN
1	E	34	ASN
1	E	110	ASN
1	E	128	ASN
1	E	225	HIS
1	E	240	ASN
1	E	256	ASN
1	E	371	ASN
1	E	416	HIS
1	E	443	GLN
1	F	17	ASN
1	F	110	ASN
1	F	111	ASN
1	F	225	HIS
1	F	281	HIS
1	F	371	ASN
1	F	383	ASN
1	F	416	HIS
1	F	443	GLN
1	G	24	GLN
1	G	34	ASN
1	G	110	ASN
1	G	167	ASN
1	G	187	HIS
1	G	194	GLN
1	G	212	GLN
1	G	228	HIS
1	G	245	HIS
1	G	247	ASN
1	G	383	ASN
1	H	98	ASN
1	H	128	ASN
1	H	151	ASN
1	H	187	HIS
1	H	194	GLN
1	H	225	HIS

Continued on next page...

Continued from previous page...

Mol	Chain	Res	Type
1	H	253	ASN
1	H	266	GLN
1	H	290	ASN
1	H	383	ASN
1	I	111	ASN
1	I	151	ASN
1	I	240	ASN
1	I	281	HIS
1	I	433	HIS
1	I	439	GLN
1	I	443	GLN
1	J	98	ASN
1	J	151	ASN
1	J	194	GLN
1	J	240	ASN
1	J	294	ASN
1	J	315	ASN
1	K	17	ASN
1	K	111	ASN
1	K	187	HIS
1	K	195	HIS
1	K	212	GLN
1	K	253	ASN
1	K	262	ASN
1	K	294	ASN
1	K	342	ASN
1	K	383	ASN
1	K	416	HIS
1	K	431	GLN
1	K	443	GLN
1	L	98	ASN
1	L	111	ASN
1	L	151	ASN
1	L	167	ASN
1	L	194	GLN
1	L	195	HIS
1	L	245	HIS
1	L	247	ASN
1	L	383	ASN
1	L	416	HIS
1	L	439	GLN
1	M	17	ASN

Continued on next page...

Continued from previous page...

Mol	Chain	Res	Type
1	M	34	ASN
1	M	110	ASN
1	M	128	ASN
1	M	167	ASN
1	M	212	GLN
1	M	228	HIS
1	M	253	ASN
1	M	256	ASN
1	M	262	ASN
1	M	281	HIS
1	M	290	ASN
1	M	314	GLN
1	M	433	HIS
1	N	41	GLN
1	N	110	ASN
1	N	294	ASN
1	N	314	GLN
1	N	360	ASN
1	N	371	ASN
1	N	412	HIS
1	N	416	HIS
1	N	431	GLN
2	O	751	GLN
2	Q	751	GLN
2	R	751	GLN
2	R	752	ASN
2	R	754	HIS
2	S	752	ASN
2	S	759	ASN
2	T	752	ASN
2	T	759	ASN
2	U	752	ASN
2	V	751	GLN
2	V	759	ASN
2	W	751	GLN
2	X	751	GLN
2	X	754	HIS
2	Y	752	ASN
2	Z	751	GLN
2	1	752	ASN
2	1	759	ASN
2	2	751	GLN

Continued on next page...

Continued from previous page...

Mol	Chain	Res	Type
2	2	754	HIS

5.3.3 RNA [i](#)

There are no RNA molecules in this entry.

5.4 Non-standard residues in protein, DNA, RNA chains [i](#)

There are no non-standard protein/DNA/RNA residues in this entry.

5.5 Carbohydrates [i](#)

There are no monosaccharides in this entry.

5.6 Ligand geometry [i](#)

Of 61 ligands modelled in this entry, 47 are monoatomic - leaving 14 for Mogul analysis.

In the following table, the Counts columns list the number of bonds (or angles) for which Mogul statistics could be retrieved, the number of bonds (or angles) that are observed in the model and the number of bonds (or angles) that are defined in the Chemical Component Dictionary. The Link column lists molecule types, if any, to which the group is linked. The Z score for a bond length (or angle) is the number of standard deviations the observed value is removed from the expected value. A bond length (or angle) with $|Z| > 2$ is considered an outlier worth inspection. RMSZ is the root-mean-square of all Z scores of the bond lengths (or angles).

Mol	Type	Chain	Res	Link	Bond lengths			Bond angles		
					Counts	RMSZ	$\# Z > 2$	Counts	RMSZ	$\# Z > 2$
3	GLN	J	501	-	7,8,9	0.51	0	4,9,11	0.21	0
3	GLN	M	503	-	8,9,9	0.73	0	10,11,11	0.52	0
3	GLN	A	501	4	7,8,9	0.79	0	4,9,11	0.20	0
3	GLN	G	501	-	7,8,9	0.52	0	4,9,11	0.18	0
3	GLN	C	503	-	8,9,9	0.77	0	10,11,11	0.50	0
3	GLN	E	501	-	7,8,9	0.48	0	4,9,11	0.12	0
3	GLN	K	501	4	7,8,9	0.69	0	4,9,11	0.45	0
3	GLN	D	501	-	7,8,9	0.51	0	4,9,11	0.07	0
3	GLN	B	501	4	7,8,9	0.67	0	4,9,11	0.14	0
3	GLN	L	501	4	8,9,9	0.74	0	10,11,11	0.64	0
3	GLN	I	501	4	7,8,9	0.48	0	4,9,11	0.12	0
3	GLN	F	501	-	7,8,9	0.73	0	4,9,11	0.26	0
3	GLN	H	501	4	7,8,9	0.52	0	4,9,11	0.08	0

Mol	Type	Chain	Res	Link	Bond lengths			Bond angles		
					Counts	RMSZ	# Z > 2	Counts	RMSZ	# Z > 2
3	GLN	N	501	4	7,8,9	0.45	0	4,9,11	0.18	0

In the following table, the Chirals column lists the number of chiral outliers, the number of chiral centers analysed, the number of these observed in the model and the number defined in the Chemical Component Dictionary. Similar counts are reported in the Torsion and Rings columns. '-' means no outliers of that kind were identified.

Mol	Type	Chain	Res	Link	Chirals	Torsions	Rings
3	GLN	J	501	-	-	1/6/7/9	-
3	GLN	M	503	-	-	4/9/9/9	-
3	GLN	A	501	4	-	1/6/7/9	-
3	GLN	G	501	-	-	0/6/7/9	-
3	GLN	C	503	-	-	8/9/9/9	-
3	GLN	E	501	-	-	0/6/7/9	-
3	GLN	K	501	4	-	0/6/7/9	-
3	GLN	D	501	-	-	2/6/7/9	-
3	GLN	B	501	4	-	3/6/7/9	-
3	GLN	L	501	4	-	4/9/9/9	-
3	GLN	I	501	4	-	3/6/7/9	-
3	GLN	F	501	-	-	2/6/7/9	-
3	GLN	H	501	4	-	2/6/7/9	-
3	GLN	N	501	4	-	2/6/7/9	-

There are no bond length outliers.

There are no bond angle outliers.

There are no chirality outliers.

All (32) torsion outliers are listed below:

Mol	Chain	Res	Type	Atoms
3	C	503	GLN	O-C-CA-N
3	C	503	GLN	N-CA-CB-CG
3	C	503	GLN	C-CA-CB-CG
3	D	501	GLN	N-CA-CB-CG
3	D	501	GLN	C-CA-CB-CG
3	F	501	GLN	O-C-CA-CB
3	H	501	GLN	N-CA-CB-CG
3	H	501	GLN	C-CA-CB-CG
3	I	501	GLN	N-CA-CB-CG
3	I	501	GLN	C-CA-CB-CG

Continued on next page...

Continued from previous page...

Mol	Chain	Res	Type	Atoms
3	J	501	GLN	O-C-CA-CB
3	M	503	GLN	O-C-CA-N
3	N	501	GLN	O-C-CA-CB
3	B	501	GLN	CA-CB-CG-CD
3	F	501	GLN	CA-CB-CG-CD
3	C	503	GLN	OXT-C-CA-N
3	M	503	GLN	OXT-C-CA-N
3	A	501	GLN	CA-CB-CG-CD
3	N	501	GLN	CA-CB-CG-CD
3	I	501	GLN	CA-CB-CG-CD
3	C	503	GLN	OE1-CD-CG-CB
3	B	501	GLN	N-CA-CB-CG
3	C	503	GLN	NE2-CD-CG-CB
3	L	501	GLN	O-C-CA-CB
3	C	503	GLN	O-C-CA-CB
3	L	501	GLN	OXT-C-CA-CB
3	B	501	GLN	C-CA-CB-CG
3	M	503	GLN	O-C-CA-CB
3	C	503	GLN	OXT-C-CA-CB
3	L	501	GLN	OXT-C-CA-N
3	M	503	GLN	OXT-C-CA-CB
3	L	501	GLN	N-CA-CB-CG

There are no ring outliers.

12 monomers are involved in 37 short contacts:

Mol	Chain	Res	Type	Clashes	Symm-Clashes
3	J	501	GLN	3	0
3	A	501	GLN	5	0
3	G	501	GLN	2	0
3	C	503	GLN	3	0
3	E	501	GLN	2	0
3	D	501	GLN	3	0
3	B	501	GLN	6	0
3	L	501	GLN	4	0
3	I	501	GLN	2	0
3	F	501	GLN	5	0
3	H	501	GLN	1	0
3	N	501	GLN	1	0

5.7 Other polymers [i](#)

There are no such residues in this entry.

5.8 Polymer linkage issues [i](#)

There are no chain breaks in this entry.

6 Fit of model and data [i](#)

6.1 Protein, DNA and RNA chains [i](#)

Unable to reproduce the depositors R factor - this section is therefore empty.

6.2 Non-standard residues in protein, DNA, RNA chains [i](#)

Unable to reproduce the depositors R factor - this section is therefore empty.

6.3 Carbohydrates [i](#)

Unable to reproduce the depositors R factor - this section is therefore empty.

6.4 Ligands [i](#)

Unable to reproduce the depositors R factor - this section is therefore empty.

6.5 Other polymers [i](#)

Unable to reproduce the depositors R factor - this section is therefore empty.