



Full wwPDB X-ray Structure Validation Report ⓘ

Sep 2, 2023 – 06:03 PM EDT

PDB ID : 3QLV
Title : Crystal structure of the GluK2/GluK5 (GluR6/KA2) ATD tetramer assembly
Authors : Kumar, J.; Mayer, M.L.
Deposited on : 2011-02-03
Resolution : 3.94 Å(reported)

This is a Full wwPDB X-ray Structure Validation Report for a publicly released PDB entry.

We welcome your comments at validation@mail.wwpdb.org

A user guide is available at

<https://www.wwpdb.org/validation/2017/XrayValidationReportHelp>

with specific help available everywhere you see the ⓘ symbol.

The types of validation reports are described at

<http://www.wwpdb.org/validation/2017/FAQs#types>.

The following versions of software and data (see [references ⓘ](#)) were used in the production of this report:

MolProbity : 4.02b-467
Xtriage (Phenix) : 1.13
EDS : 2.35
Percentile statistics : 20191225.v01 (using entries in the PDB archive December 25th 2019)
Refmac : 5.8.0158
CCP4 : 7.0.044 (Gargrove)
Ideal geometry (proteins) : Engh & Huber (2001)
Ideal geometry (DNA, RNA) : Parkinson et al. (1996)
Validation Pipeline (wwPDB-VP) : 2.35

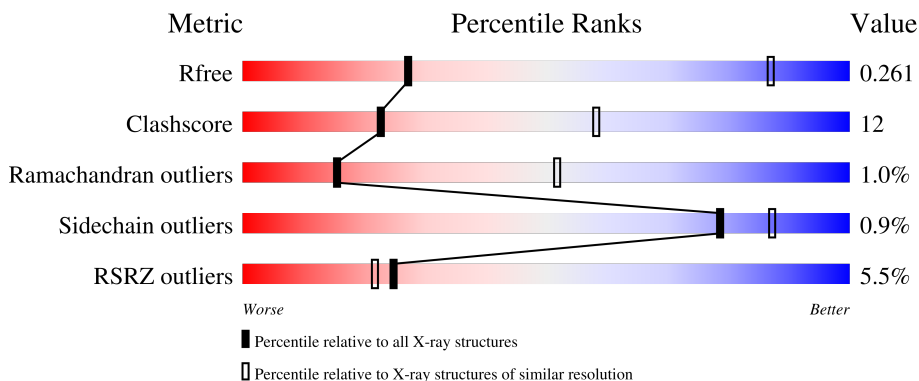
1 Overall quality at a glance

The following experimental techniques were used to determine the structure:

X-RAY DIFFRACTION

The reported resolution of this entry is 3.94 Å.

Percentile scores (ranging between 0-100) for global validation metrics of the entry are shown in the following graphic. The table shows the number of entries on which the scores are based.



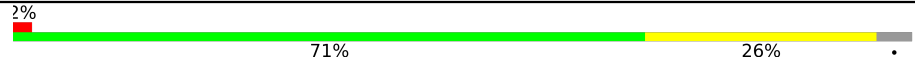

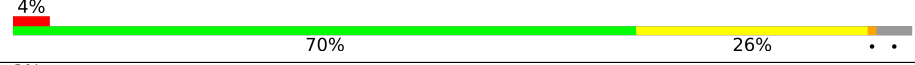


Metric	Whole archive (#Entries)	Similar resolution (#Entries, resolution range(Å))
R_{free}	130704	1036 (4.20-3.68)
Clashscore	141614	1009 (4.18-3.70)
Ramachandran outliers	138981	1057 (4.20-3.68)
Sidechain outliers	138945	1049 (4.20-3.68)
RSRZ outliers	127900	1007 (4.24-3.64)

The table below summarises the geometric issues observed across the polymeric chains and their fit to the electron density. The red, orange, yellow and green segments of the lower bar indicate the fraction of residues that contain outliers for ≥ 3 , 2, 1 and 0 types of geometric quality criteria respectively. A grey segment represents the fraction of residues that are not modelled. The numeric value for each fraction is indicated below the corresponding segment, with a dot representing fractions $\leq 5\%$. The upper red bar (where present) indicates the fraction of residues that have poor fit to the electron density. The numeric value is given above the bar.

Mol	Chain	Length	Quality of chain
1	A	393	 4% 73% 21% • 6%
1	B	393	 3% 72% 21% • 6%
1	E	393	 5% 69% 24% • 6%
1	G	393	 5% 70% 23% • 6%
1	I	393	 13% 73% 21% • 6%

Continued on next page...

Continued from previous page...

Mol	Chain	Length	Quality of chain
2	C	395	 <p>2% 71% 26% .</p>
2	D	395	 <p>3% 69% 27% .</p>
2	F	395	 <p>4% 70% 26% . .</p>
2	H	395	 <p>3% 71% 25% .</p>
2	J	395	 <p>10% 71% 25% . .</p>

2 Entry composition i

There are 2 unique types of molecules in this entry. The entry contains 59281 atoms, of which 29647 are hydrogens and 0 are deuteriums.

In the tables below, the ZeroOcc column contains the number of atoms modelled with zero occupancy, the AltConf column contains the number of residues with at least one atom in alternate conformation and the Trace column contains the number of residues modelled with at most 2 atoms.

- Molecule 1 is a protein called Glutamate receptor, ionotropic kainate 5.

Mol	Chain	Residues	Atoms						ZeroOcc	AltConf	Trace
			Total	C	H	N	O	S			
1	A	371	5804	1821	2911	501	553	18	0	0	0
1	B	371	5804	1821	2911	501	553	18	0	0	0
1	E	371	5792	1818	2902	501	553	18	0	0	0
1	G	371	5804	1821	2911	501	553	18	0	0	0
1	I	371	5792	1818	2902	501	553	18	0	0	0

There are 30 discrepancies between the modelled and reference sequences:

Chain	Residue	Modelled	Actual	Comment	Reference
A	388	LEU	-	expression tag	UNP Q63273
A	389	GLU	-	expression tag	UNP Q63273
A	390	LEU	-	expression tag	UNP Q63273
A	391	VAL	-	expression tag	UNP Q63273
A	392	PRO	-	expression tag	UNP Q63273
A	393	ARG	-	expression tag	UNP Q63273
B	388	LEU	-	expression tag	UNP Q63273
B	389	GLU	-	expression tag	UNP Q63273
B	390	LEU	-	expression tag	UNP Q63273
B	391	VAL	-	expression tag	UNP Q63273
B	392	PRO	-	expression tag	UNP Q63273
B	393	ARG	-	expression tag	UNP Q63273
E	388	LEU	-	expression tag	UNP Q63273
E	389	GLU	-	expression tag	UNP Q63273
E	390	LEU	-	expression tag	UNP Q63273
E	391	VAL	-	expression tag	UNP Q63273
E	392	PRO	-	expression tag	UNP Q63273
E	393	ARG	-	expression tag	UNP Q63273
G	388	LEU	-	expression tag	UNP Q63273

Continued on next page...

Continued from previous page...

Chain	Residue	Modelled	Actual	Comment	Reference
G	389	GLU	-	expression tag	UNP Q63273
G	390	LEU	-	expression tag	UNP Q63273
G	391	VAL	-	expression tag	UNP Q63273
G	392	PRO	-	expression tag	UNP Q63273
G	393	ARG	-	expression tag	UNP Q63273
I	388	LEU	-	expression tag	UNP Q63273
I	389	GLU	-	expression tag	UNP Q63273
I	390	LEU	-	expression tag	UNP Q63273
I	391	VAL	-	expression tag	UNP Q63273
I	392	PRO	-	expression tag	UNP Q63273
I	393	ARG	-	expression tag	UNP Q63273

- Molecule 2 is a protein called Glutamate receptor, ionotropic kainate 2.

Mol	Chain	Residues	Atoms					ZeroOcc	AltConf	Trace	
			Total	C	H	N	O				S
2	C	381	6057	1938	3022	517	563	17	0	0	0
2	D	381	6057	1938	3022	517	563	17	0	0	0
2	F	381	6057	1938	3022	517	563	17	0	0	0
2	H	381	6057	1938	3022	517	563	17	0	0	0
2	J	381	6057	1938	3022	517	563	17	0	0	0

There are 30 discrepancies between the modelled and reference sequences:

Chain	Residue	Modelled	Actual	Comment	Reference
C	390	LEU	-	expression tag	UNP P42260
C	391	GLU	-	expression tag	UNP P42260
C	392	LEU	-	expression tag	UNP P42260
C	393	VAL	-	expression tag	UNP P42260
C	394	PRO	-	expression tag	UNP P42260
C	395	ARG	-	expression tag	UNP P42260
D	390	LEU	-	expression tag	UNP P42260
D	391	GLU	-	expression tag	UNP P42260
D	392	LEU	-	expression tag	UNP P42260
D	393	VAL	-	expression tag	UNP P42260
D	394	PRO	-	expression tag	UNP P42260
D	395	ARG	-	expression tag	UNP P42260
F	390	LEU	-	expression tag	UNP P42260

Continued on next page...

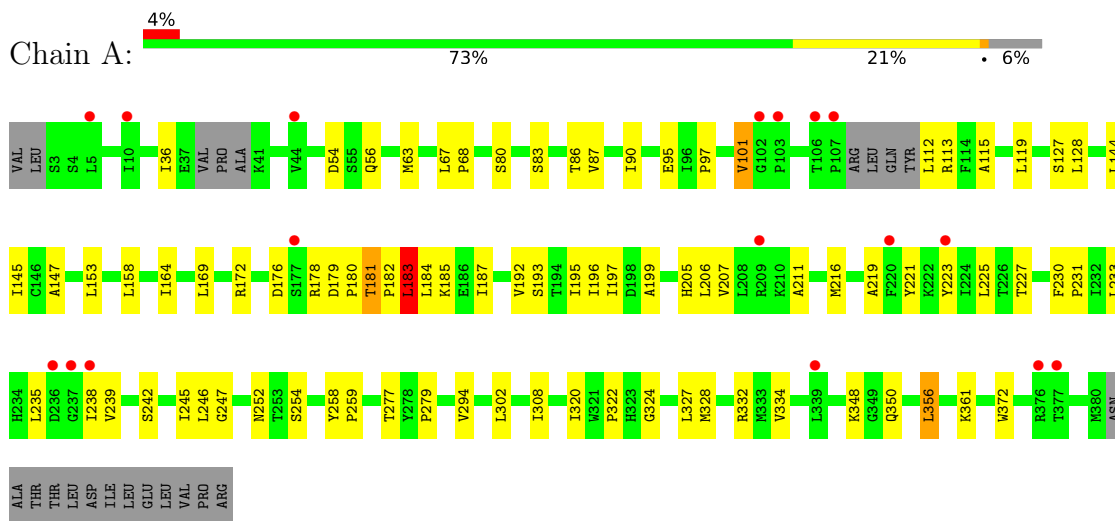
Continued from previous page...

Chain	Residue	Modelled	Actual	Comment	Reference
F	391	GLU	-	expression tag	UNP P42260
F	392	LEU	-	expression tag	UNP P42260
F	393	VAL	-	expression tag	UNP P42260
F	394	PRO	-	expression tag	UNP P42260
F	395	ARG	-	expression tag	UNP P42260
H	390	LEU	-	expression tag	UNP P42260
H	391	GLU	-	expression tag	UNP P42260
H	392	LEU	-	expression tag	UNP P42260
H	393	VAL	-	expression tag	UNP P42260
H	394	PRO	-	expression tag	UNP P42260
H	395	ARG	-	expression tag	UNP P42260
J	390	LEU	-	expression tag	UNP P42260
J	391	GLU	-	expression tag	UNP P42260
J	392	LEU	-	expression tag	UNP P42260
J	393	VAL	-	expression tag	UNP P42260
J	394	PRO	-	expression tag	UNP P42260
J	395	ARG	-	expression tag	UNP P42260

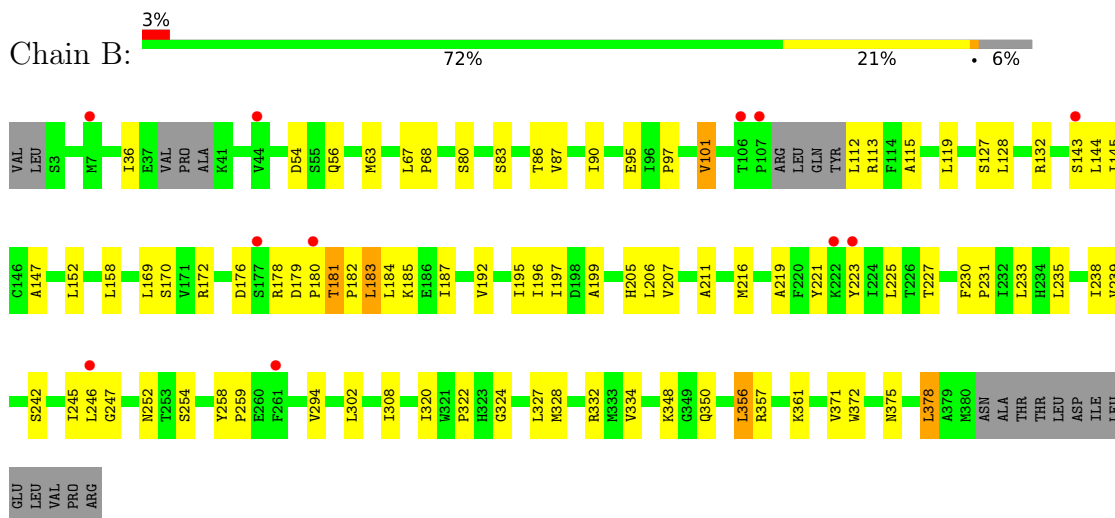
3 Residue-property plots

These plots are drawn for all protein, RNA, DNA and oligosaccharide chains in the entry. The first graphic for a chain summarises the proportions of the various outlier classes displayed in the second graphic. The second graphic shows the sequence view annotated by issues in geometry and electron density. Residues are color-coded according to the number of geometric quality criteria for which they contain at least one outlier: green = 0, yellow = 1, orange = 2 and red = 3 or more. A red dot above a residue indicates a poor fit to the electron density ($RSRZ > 2$). Stretches of 2 or more consecutive residues without any outlier are shown as a green connector. Residues present in the sample, but not in the model, are shown in grey.

- Molecule 1: Glutamate receptor, ionotropic kainate 5

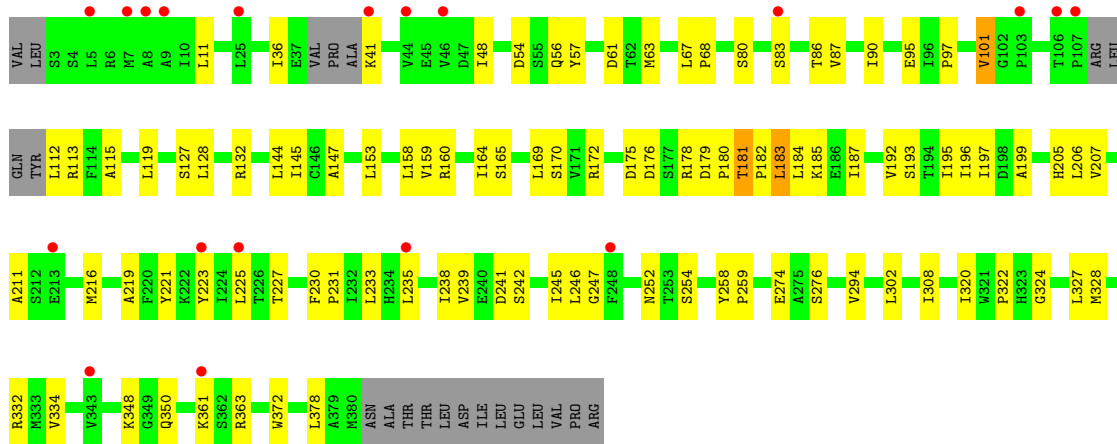


- Molecule 1: Glutamate receptor, ionotropic kainate 5

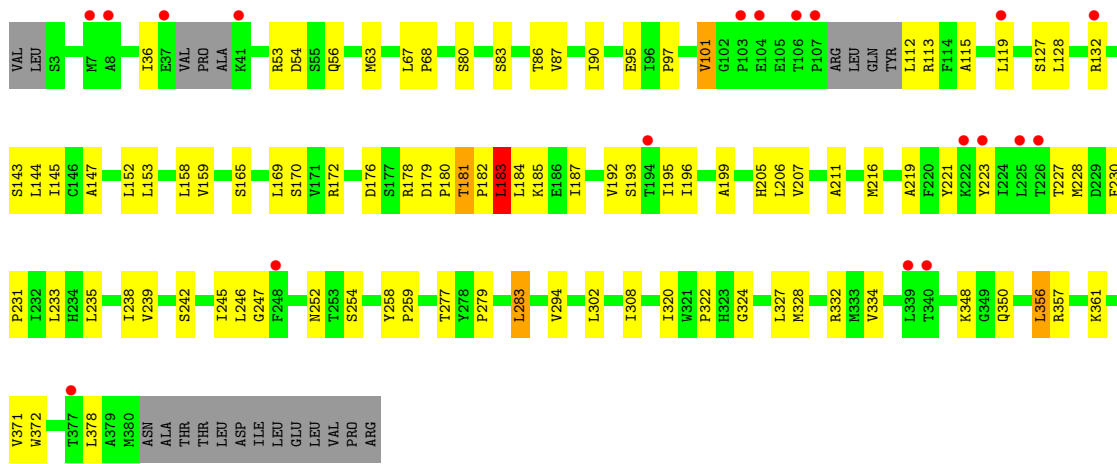


- Molecule 1: Glutamate receptor, ionotropic kainate 5

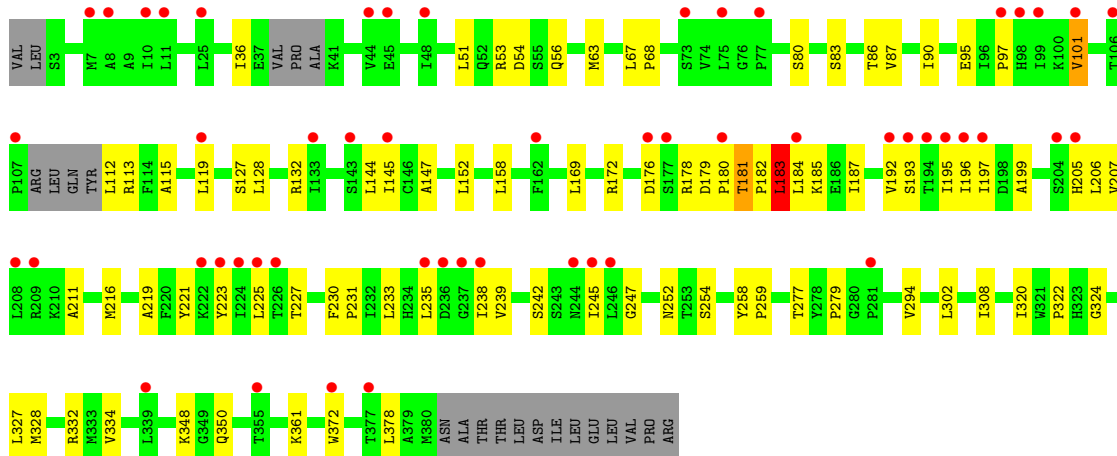




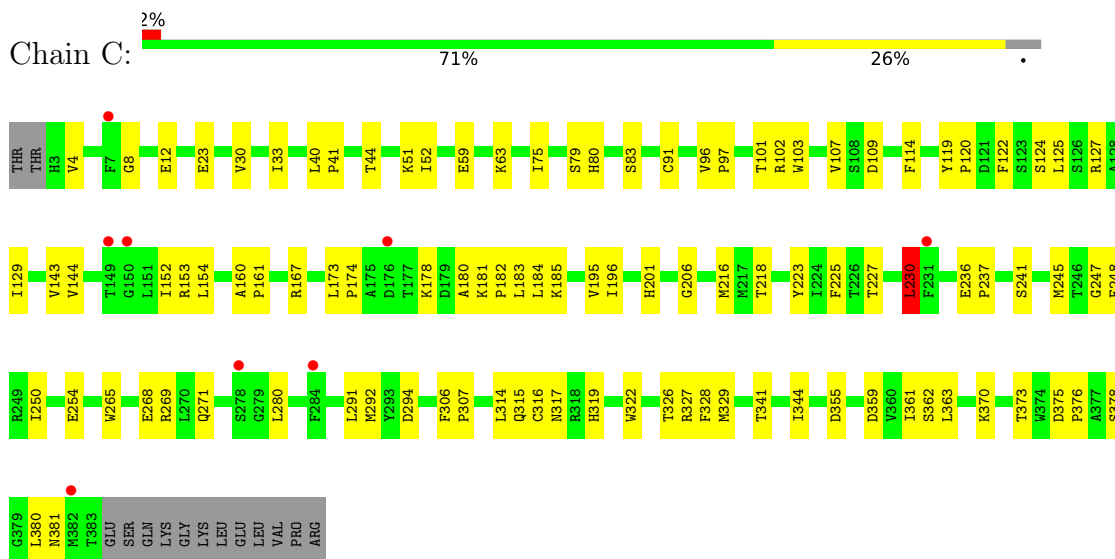
• Molecule 1: Glutamate receptor, ionotropic kainate 5



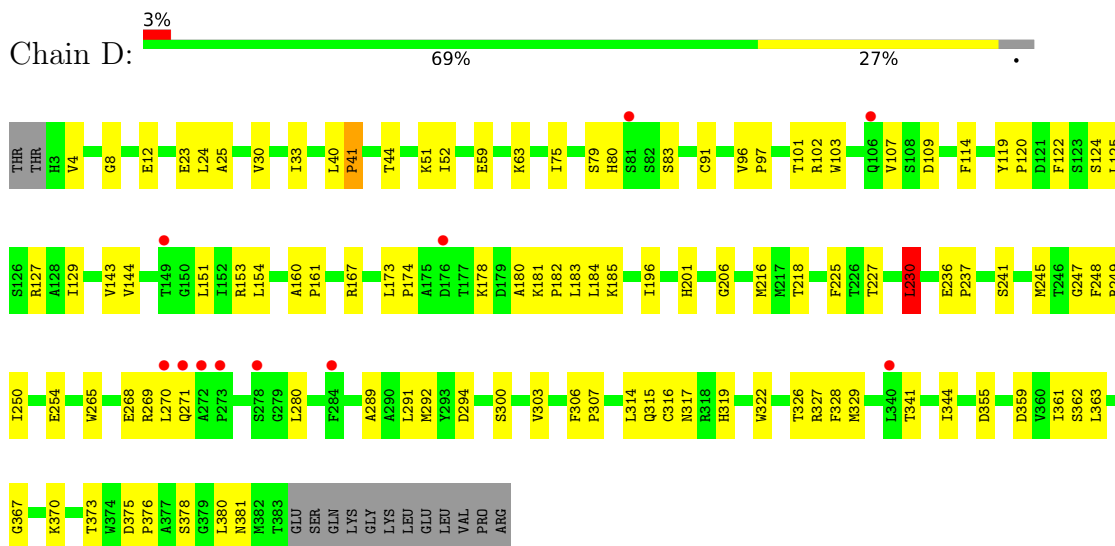
• Molecule 1: Glutamate receptor, ionotropic kainate 5



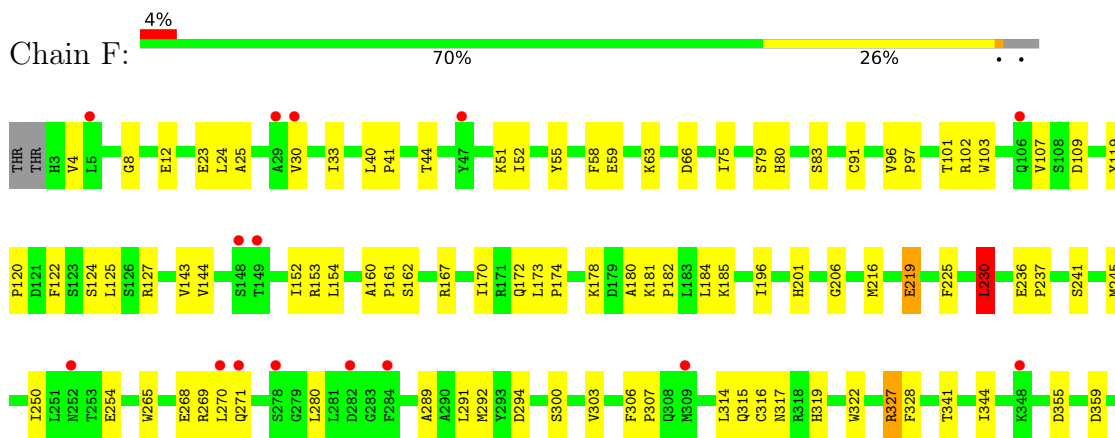
• Molecule 2: Glutamate receptor, ionotropic kainate 2

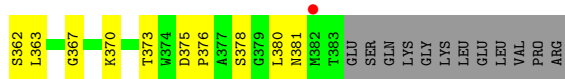


• Molecule 2: Glutamate receptor, ionotropic kainate 2

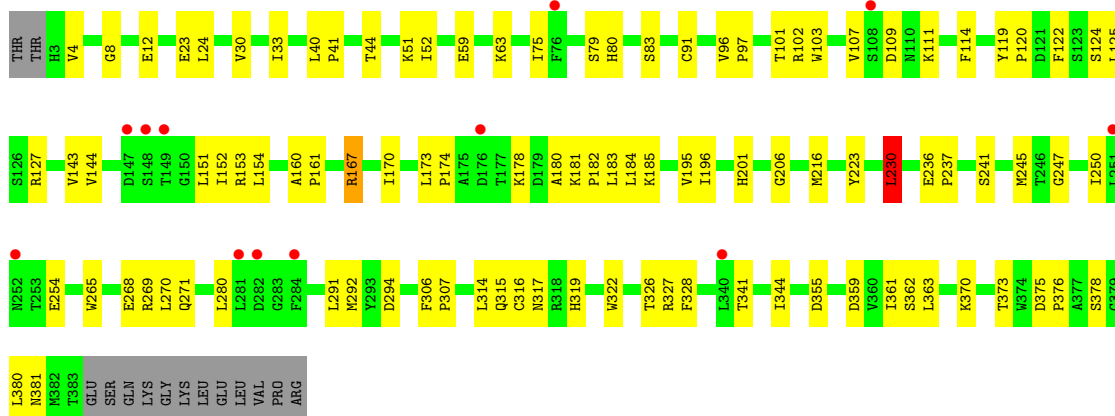


• Molecule 2: Glutamate receptor, ionotropic kainate 2

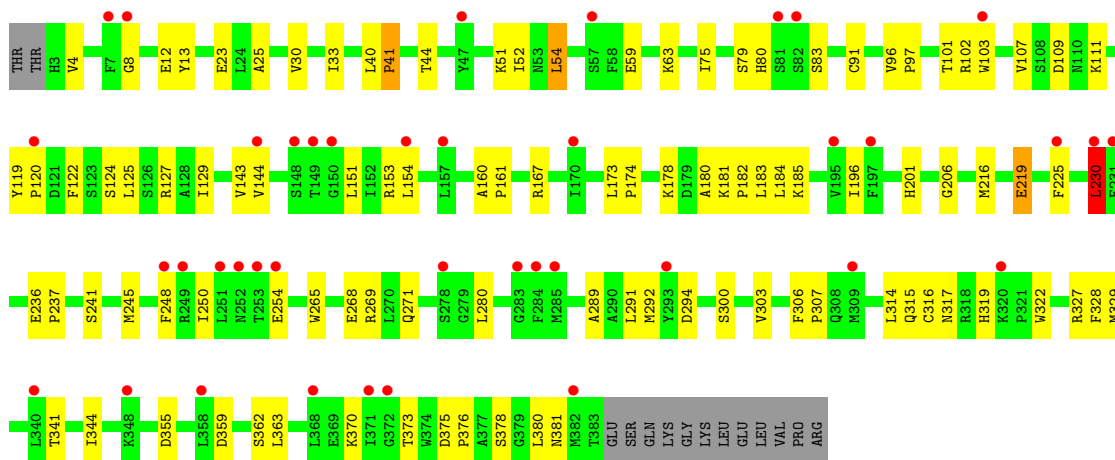




● Molecule 2: Glutamate receptor, ionotropic kainate 2



● Molecule 2: Glutamate receptor, ionotropic kainate 2



4 Data and refinement statistics

Property	Value	Source
Space group	C 1 2 1	Depositor
Cell constants a, b, c, α , β , γ	366.55Å 109.18Å 155.47Å 90.00° 97.54° 90.00°	Depositor
Resolution (Å)	48.95 – 3.94 48.95 – 3.94	Depositor EDS
% Data completeness (in resolution range)	94.1 (48.95-3.94) 93.7 (48.95-3.94)	Depositor EDS
R_{merge}	0.14	Depositor
R_{sym}	(Not available)	Depositor
$\langle I/\sigma(I) \rangle$ ¹	4.50 (at 4.00Å)	Xtrriage
Refinement program	PHENIX (phenix.refine: 1.6.4_486)	Depositor
R, R_{free}	0.264 , 0.280 0.247 , 0.261	Depositor DCC
R_{free} test set	2595 reflections (5.10%)	wwPDB-VP
Wilson B-factor (Å ²)	128.5	Xtrriage
Anisotropy	0.277	Xtrriage
Bulk solvent k_{sol} (e/Å ³), B_{sol} (Å ²)	0.30 , 100.1	EDS
L-test for twinning ²	$\langle L \rangle = 0.49$, $\langle L^2 \rangle = 0.32$	Xtrriage
Estimated twinning fraction	No twinning to report.	Xtrriage
F_o, F_c correlation	0.88	EDS
Total number of atoms	59281	wwPDB-VP
Average B, all atoms (Å ²)	186.0	wwPDB-VP

Xtrriage's analysis on translational NCS is as follows: *The largest off-origin peak in the Patterson function is 3.10% of the height of the origin peak. No significant pseudotranslation is detected.*

¹Intensities estimated from amplitudes.

²Theoretical values of $\langle |L| \rangle$, $\langle L^2 \rangle$ for acentric reflections are 0.5, 0.333 respectively for untwinned datasets, and 0.375, 0.2 for perfectly twinned datasets.

5 Model quality i

5.1 Standard geometry i

The Z score for a bond length (or angle) is the number of standard deviations the observed value is removed from the expected value. A bond length (or angle) with $|Z| > 5$ is considered an outlier worth inspection. RMSZ is the root-mean-square of all Z scores of the bond lengths (or angles).

Mol	Chain	Bond lengths		Bond angles	
		RMSZ	# Z >5	RMSZ	# Z >5
1	A	0.25	0/2944	0.40	2/3985 (0.1%)
1	B	0.26	1/2944 (0.0%)	0.39	2/3985 (0.1%)
1	E	0.22	0/2941	0.37	0/3981
1	G	0.26	0/2944	0.39	2/3985 (0.1%)
1	I	0.21	0/2941	0.37	0/3981
2	C	0.24	0/3105	0.40	1/4204 (0.0%)
2	D	0.25	0/3105	0.41	1/4204 (0.0%)
2	F	0.26	0/3105	0.43	3/4204 (0.1%)
2	H	0.25	0/3105	0.40	1/4204 (0.0%)
2	J	0.26	0/3105	0.43	5/4204 (0.1%)
All	All	0.25	1/30239 (0.0%)	0.40	17/40937 (0.0%)

All (1) bond length outliers are listed below:

Mol	Chain	Res	Type	Atoms	Z	Observed(Å)	Ideal(Å)
1	B	378	LEU	CG-CD2	5.04	1.70	1.51

All (17) bond angle outliers are listed below:

Mol	Chain	Res	Type	Atoms	Z	Observed(°)	Ideal(°)
2	H	230	LEU	CB-CG-CD1	6.14	121.43	111.00
2	C	230	LEU	CB-CG-CD1	6.12	121.40	111.00
2	D	230	LEU	CB-CG-CD1	6.11	121.39	111.00
1	G	356	LEU	CB-CG-CD1	5.78	120.83	111.00
1	B	356	LEU	CB-CG-CD1	5.78	120.82	111.00
1	A	356	LEU	CB-CG-CD1	5.78	120.82	111.00
2	J	219	GLU	CA-CB-CG	5.72	125.99	113.40
2	F	219	GLU	CA-CB-CG	5.58	125.67	113.40
2	F	230	LEU	CA-CB-CG	5.50	127.94	115.30
2	J	54	LEU	CA-CB-CG	5.49	127.92	115.30
2	J	230	LEU	CA-CB-CG	5.45	127.84	115.30
1	G	356	LEU	CD1-CG-CD2	-5.35	94.45	110.50
1	A	356	LEU	CD1-CG-CD2	-5.34	94.47	110.50

Continued on next page...

Continued from previous page...

Mol	Chain	Res	Type	Atoms	Z	Observed(°)	Ideal(°)
1	B	356	LEU	CD1-CG-CD2	-5.34	94.48	110.50
2	J	54	LEU	CB-CG-CD2	5.28	119.97	111.00
2	F	230	LEU	CB-CG-CD2	5.11	119.68	111.00
2	J	230	LEU	CB-CG-CD2	5.10	119.68	111.00

There are no chirality outliers.

There are no planarity outliers.

5.2 Too-close contacts [i](#)

In the following table, the Non-H and H(model) columns list the number of non-hydrogen atoms and hydrogen atoms in the chain respectively. The H(added) column lists the number of hydrogen atoms added and optimized by MolProbity. The Clashes column lists the number of clashes within the asymmetric unit, whereas Symm-Clashes lists symmetry-related clashes.

Mol	Chain	Non-H	H(model)	H(added)	Clashes	Symm-Clashes
1	A	2893	2911	2903	65	0
1	B	2893	2911	2903	64	0
1	E	2890	2902	2894	78	0
1	G	2893	2911	2903	72	0
1	I	2890	2902	2894	61	0
2	C	3035	3022	3012	69	0
2	D	3035	3022	3012	81	0
2	F	3035	3022	3012	78	1
2	H	3035	3022	3012	75	0
2	J	3035	3022	3012	64	1
All	All	29634	29647	29557	682	1

The all-atom clashscore is defined as the number of clashes found per 1000 atoms (including hydrogen atoms). The all-atom clashscore for this structure is 12.

All (682) close contacts within the same asymmetric unit are listed below, sorted by their clash magnitude.

Atom-1	Atom-2	Interatomic distance (Å)	Clash overlap (Å)
2:D:359:ASP:HB3	2:D:370:LYS:HE2	1.47	0.95
2:D:359:ASP:CB	2:D:370:LYS:HE2	2.06	0.84
2:D:230:LEU:HD23	2:D:247:GLY:HA3	1.61	0.82
2:H:230:LEU:HD23	2:H:247:GLY:HA3	1.62	0.82
2:C:230:LEU:HD23	2:C:247:GLY:HA3	1.62	0.81
1:B:145:ILE:HD12	1:B:183:LEU:HD12	1.69	0.75

Continued on next page...

Continued from previous page...

Atom-1	Atom-2	Interatomic distance (Å)	Clash overlap (Å)
1:E:187:ILE:HG23	1:E:192:VAL:HB	1.69	0.75
1:G:187:ILE:HG23	1:G:192:VAL:HB	1.68	0.74
1:B:187:ILE:HG23	1:B:192:VAL:HB	1.68	0.74
1:I:145:ILE:HD12	1:I:183:LEU:HD12	1.70	0.74
1:G:145:ILE:HD12	1:G:183:LEU:HD12	1.70	0.74
2:D:359:ASP:CG	2:D:370:LYS:HE2	2.07	0.74
1:I:187:ILE:HG23	1:I:192:VAL:HB	1.68	0.74
1:A:187:ILE:HG23	1:A:192:VAL:HB	1.69	0.73
1:A:145:ILE:HD12	1:A:183:LEU:HD12	1.69	0.73
2:H:24:LEU:HD21	2:H:270:LEU:HD13	1.70	0.72
1:E:145:ILE:HD12	1:E:183:LEU:HD12	1.71	0.72
1:E:153:LEU:HB2	2:F:152:ILE:HD11	1.70	0.72
1:A:145:ILE:HD12	1:A:183:LEU:CD1	2.22	0.70
2:C:359:ASP:HB3	2:C:370:LYS:HE2	1.74	0.70
2:J:359:ASP:HB3	2:J:370:LYS:HE2	1.74	0.70
1:B:145:ILE:HD12	1:B:183:LEU:CD1	2.21	0.70
2:H:359:ASP:HB3	2:H:370:LYS:HE2	1.73	0.70
1:G:145:ILE:HD12	1:G:183:LEU:CD1	2.22	0.69
2:C:52:ILE:HG22	2:C:63:LYS:HG3	1.74	0.69
2:F:52:ILE:HG22	2:F:63:LYS:HG3	1.74	0.69
2:J:52:ILE:HG22	2:J:63:LYS:HG3	1.74	0.69
2:F:359:ASP:HB3	2:F:370:LYS:HE2	1.73	0.69
1:E:145:ILE:HD12	1:E:183:LEU:CD1	2.22	0.69
1:I:145:ILE:HD12	1:I:183:LEU:CD1	2.22	0.69
2:H:52:ILE:HG22	2:H:63:LYS:HG3	1.74	0.68
2:D:52:ILE:HG22	2:D:63:LYS:HG3	1.74	0.68
1:I:187:ILE:HG21	1:I:195:ILE:HD11	1.76	0.68
1:A:187:ILE:HG21	1:A:195:ILE:HD11	1.76	0.68
1:E:187:ILE:HG21	1:E:195:ILE:HD11	1.76	0.67
1:G:187:ILE:HG21	1:G:195:ILE:HD11	1.76	0.67
2:F:144:VAL:HG12	2:F:173:LEU:HG	1.77	0.67
2:J:144:VAL:HG12	2:J:173:LEU:HG	1.77	0.66
1:B:187:ILE:HG21	1:B:195:ILE:HD11	1.77	0.66
2:D:144:VAL:HG12	2:D:173:LEU:HG	1.77	0.66
2:C:144:VAL:HG12	2:C:173:LEU:HG	1.77	0.66
2:H:144:VAL:HG12	2:H:173:LEU:HG	1.77	0.66
1:G:172:ARG:HB3	1:G:183:LEU:HD21	1.78	0.66
2:D:230:LEU:CD2	2:D:247:GLY:HA3	2.26	0.66
2:C:4:VAL:HG12	2:C:44:THR:HB	1.78	0.65
1:A:356:LEU:HD23	1:A:372:TRP:CE3	2.31	0.65
2:J:4:VAL:HG12	2:J:44:THR:HB	1.78	0.65

Continued on next page...

Continued from previous page...

Atom-1	Atom-2	Interatomic distance (Å)	Clash overlap (Å)
1:B:179:ASP:HB2	1:B:180:PRO:HD2	1.79	0.65
1:A:172:ARG:HB3	1:A:183:LEU:HD21	1.78	0.64
1:B:172:ARG:HB3	1:B:183:LEU:HD21	1.78	0.64
2:C:230:LEU:CD2	2:C:247:GLY:HA3	2.26	0.64
1:G:179:ASP:HB2	1:G:180:PRO:HD2	1.79	0.64
1:G:356:LEU:HD23	1:G:372:TRP:CE3	2.32	0.64
1:E:205:HIS:HB2	1:E:233:LEU:HD11	1.79	0.64
2:H:230:LEU:CD2	2:H:247:GLY:HA3	2.26	0.64
1:I:172:ARG:HB3	1:I:183:LEU:HD21	1.77	0.64
2:F:4:VAL:HG12	2:F:44:THR:HB	1.80	0.64
1:B:205:HIS:HB2	1:B:233:LEU:HD11	1.79	0.63
1:B:356:LEU:HD23	1:B:372:TRP:CE3	2.32	0.63
2:C:236:GLU:HB3	2:C:237:PRO:HD3	1.80	0.63
2:D:4:VAL:HG12	2:D:44:THR:HB	1.81	0.63
1:I:179:ASP:HB2	1:I:180:PRO:HD2	1.78	0.63
1:E:179:ASP:HB2	1:E:180:PRO:HD2	1.79	0.63
1:G:184:LEU:CD1	1:G:211:ALA:HB2	2.29	0.63
2:D:236:GLU:HB3	2:D:237:PRO:HD3	1.79	0.63
2:F:236:GLU:HB3	2:F:237:PRO:HD3	1.78	0.62
1:A:205:HIS:HB2	1:A:233:LEU:HD11	1.79	0.62
1:G:205:HIS:HB2	1:G:233:LEU:HD11	1.80	0.62
2:J:236:GLU:HB3	2:J:237:PRO:HD3	1.79	0.62
1:A:179:ASP:HB2	1:A:180:PRO:HD2	1.79	0.62
1:B:184:LEU:CD1	1:B:211:ALA:HB2	2.29	0.62
1:E:172:ARG:HB3	1:E:183:LEU:HD21	1.80	0.62
1:A:184:LEU:CD1	1:A:211:ALA:HB2	2.29	0.62
1:A:294:VAL:HG13	1:A:334:VAL:HG11	1.82	0.62
1:I:205:HIS:HB2	1:I:233:LEU:HD11	1.79	0.62
1:E:241:ASP:HB2	1:E:363:ARG:NH1	2.14	0.62
1:E:294:VAL:HG13	1:E:334:VAL:HG11	1.82	0.62
1:G:294:VAL:HG13	1:G:334:VAL:HG11	1.82	0.62
2:H:4:VAL:HG12	2:H:44:THR:HB	1.82	0.62
2:H:236:GLU:HB3	2:H:237:PRO:HD3	1.80	0.62
1:E:184:LEU:CD1	1:E:211:ALA:HB2	2.29	0.62
1:I:184:LEU:CD1	1:I:211:ALA:HB2	2.29	0.62
2:F:327:ARG:HH11	2:F:327:ARG:CG	2.14	0.61
1:G:228:MET:HB3	1:G:283:LEU:HD13	1.82	0.61
1:B:294:VAL:HG13	1:B:334:VAL:HG11	1.81	0.60
1:I:294:VAL:HG13	1:I:334:VAL:HG11	1.82	0.60
1:I:144:LEU:HG	1:I:196:ILE:HB	1.85	0.59
2:D:359:ASP:HB3	2:D:370:LYS:CE	2.27	0.59

Continued on next page...

Continued from previous page...

Atom-1	Atom-2	Interatomic distance (Å)	Clash overlap (Å)
1:G:144:LEU:HG	1:G:196:ILE:HB	1.84	0.59
1:I:219:ALA:HB2	1:I:242:SER:HB2	1.85	0.59
2:J:79:SER:HB3	2:J:102:ARG:HD2	1.85	0.59
1:B:144:LEU:HG	1:B:196:ILE:HB	1.84	0.59
2:D:294:ASP:HB3	2:D:344:ILE:HD11	1.85	0.59
2:C:294:ASP:HB3	2:C:344:ILE:HD11	1.85	0.59
2:F:79:SER:HB3	2:F:102:ARG:HD2	1.85	0.59
2:H:79:SER:HB3	2:H:102:ARG:HD2	1.85	0.59
1:A:67:LEU:HB2	1:A:68:PRO:HD3	1.84	0.59
1:G:219:ALA:HB2	1:G:242:SER:HB2	1.85	0.59
1:I:67:LEU:HB2	1:I:68:PRO:HD3	1.85	0.59
1:E:241:ASP:HB2	1:E:363:ARG:CZ	2.33	0.58
1:G:67:LEU:HB2	1:G:68:PRO:HD3	1.84	0.58
1:A:219:ALA:HB2	1:A:242:SER:HB2	1.85	0.58
1:A:144:LEU:HG	1:A:196:ILE:HB	1.85	0.58
1:E:67:LEU:HB2	1:E:68:PRO:HD3	1.84	0.58
2:H:294:ASP:HB3	2:H:344:ILE:HD11	1.85	0.58
1:E:219:ALA:HB2	1:E:242:SER:HB2	1.85	0.58
2:F:294:ASP:HB3	2:F:344:ILE:HD11	1.85	0.58
2:J:294:ASP:HB3	2:J:344:ILE:HD11	1.85	0.58
1:B:97:PRO:HG2	1:B:327:LEU:HD23	1.86	0.58
1:B:219:ALA:HB2	1:B:242:SER:HB2	1.85	0.58
1:B:67:LEU:HB2	1:B:68:PRO:HD3	1.85	0.58
2:D:24:LEU:HD21	2:D:270:LEU:CD2	2.34	0.58
2:D:24:LEU:HD21	2:D:270:LEU:HD23	1.86	0.57
1:G:97:PRO:HG2	1:G:327:LEU:HD23	1.86	0.57
1:E:144:LEU:HG	1:E:196:ILE:HB	1.84	0.57
2:C:79:SER:HB3	2:C:102:ARG:HD2	1.85	0.57
1:E:90:ILE:HG12	2:F:58:PHE:CD1	2.39	0.57
2:F:327:ARG:HH11	2:F:327:ARG:HG3	1.68	0.57
2:D:79:SER:HB3	2:D:102:ARG:HD2	1.85	0.57
1:A:97:PRO:HG2	1:A:327:LEU:HD23	1.86	0.57
1:E:97:PRO:HG2	1:E:327:LEU:HD23	1.86	0.56
1:A:153:LEU:HB2	2:C:152:ILE:HD11	1.88	0.56
1:E:258:TYR:HB3	1:E:259:PRO:HD3	1.87	0.56
1:G:258:TYR:HB3	1:G:259:PRO:HD3	1.87	0.56
1:I:97:PRO:HG2	1:I:327:LEU:HD23	1.86	0.56
1:B:152:LEU:HB3	2:D:151:LEU:HD11	1.86	0.56
1:B:258:TYR:HB3	1:B:259:PRO:HD3	1.87	0.56
2:C:160:ALA:HB3	2:C:161:PRO:HD3	1.88	0.56
2:F:24:LEU:HD21	2:F:270:LEU:CD2	2.36	0.56

Continued on next page...

Continued from previous page...

Atom-1	Atom-2	Interatomic distance (Å)	Clash overlap (Å)
1:G:152:LEU:HB3	2:H:151:LEU:HD11	1.88	0.56
1:I:258:TYR:HB3	1:I:259:PRO:HD3	1.87	0.55
2:F:24:LEU:HD21	2:F:270:LEU:HD23	1.89	0.55
2:H:359:ASP:CB	2:H:370:LYS:HE2	2.37	0.55
2:C:271:GLN:HG3	2:C:271:GLN:O	2.07	0.55
2:D:271:GLN:O	2:D:271:GLN:HG3	2.07	0.55
1:A:258:TYR:HB3	1:A:259:PRO:HD3	1.87	0.55
2:D:160:ALA:HB3	2:D:161:PRO:HD3	1.88	0.55
2:F:160:ALA:HB3	2:F:161:PRO:HD3	1.88	0.55
2:F:271:GLN:O	2:F:271:GLN:HG3	2.08	0.55
1:E:63:MET:HG3	1:E:90:ILE:HD12	1.89	0.54
2:H:270:LEU:HD23	2:H:270:LEU:C	2.27	0.54
2:J:271:GLN:HG3	2:J:271:GLN:O	2.07	0.54
2:H:160:ALA:HB3	2:H:161:PRO:HD3	1.88	0.54
1:E:170:SER:HB2	2:F:162:SER:OG	2.06	0.54
2:J:160:ALA:HB3	2:J:161:PRO:HD3	1.88	0.54
2:C:359:ASP:CB	2:C:370:LYS:HE2	2.37	0.54
1:G:63:MET:HG3	1:G:90:ILE:HD12	1.90	0.54
1:E:230:PHE:HB3	1:E:231:PRO:HD3	1.90	0.54
1:A:112:LEU:HD23	1:A:113:ARG:N	2.24	0.53
2:F:359:ASP:CB	2:F:370:LYS:HE2	2.37	0.53
1:A:63:MET:HG3	1:A:90:ILE:HD12	1.90	0.53
2:J:225:PHE:HB2	2:J:230:LEU:HD21	1.91	0.53
2:J:359:ASP:CB	2:J:370:LYS:HE2	2.37	0.53
1:B:63:MET:HG3	1:B:90:ILE:HD12	1.90	0.53
2:F:33:ILE:HG21	2:F:40:LEU:HD12	1.90	0.53
2:H:271:GLN:HG3	2:H:271:GLN:O	2.08	0.53
1:E:165:SER:HA	2:F:161:PRO:HB3	1.91	0.53
1:G:112:LEU:HD23	1:G:113:ARG:N	2.24	0.53
1:I:230:PHE:HB3	1:I:231:PRO:HD3	1.90	0.53
2:J:327:ARG:HG3	2:J:327:ARG:HH11	1.73	0.53
2:H:59:GLU:O	2:H:63:LYS:HG2	2.09	0.53
1:G:230:PHE:HB3	1:G:231:PRO:HD3	1.90	0.52
1:I:63:MET:HG3	1:I:90:ILE:HD12	1.90	0.52
1:I:112:LEU:HD23	1:I:113:ARG:N	2.24	0.52
1:A:56:GLN:NE2	1:A:86:THR:HB	2.25	0.52
2:C:59:GLU:O	2:C:63:LYS:HG2	2.09	0.52
2:F:59:GLU:O	2:F:63:LYS:HG2	2.09	0.52
2:D:182:PRO:HA	2:D:185:LYS:HD2	1.91	0.52
1:E:112:LEU:HD23	1:E:113:ARG:N	2.24	0.52
1:I:56:GLN:NE2	1:I:86:THR:HB	2.25	0.52

Continued on next page...

Continued from previous page...

Atom-1	Atom-2	Interatomic distance (Å)	Clash overlap (Å)
1:A:230:PHE:HB3	1:A:231:PRO:HD3	1.90	0.52
2:D:327:ARG:HG3	2:D:327:ARG:HH11	1.74	0.52
1:A:179:ASP:HB2	1:A:180:PRO:CD	2.40	0.52
1:A:356:LEU:HD23	1:A:372:TRP:HE3	1.74	0.52
1:G:56:GLN:NE2	1:G:86:THR:HB	2.25	0.52
1:I:179:ASP:HB2	1:I:180:PRO:CD	2.40	0.52
1:B:176:ASP:C	1:B:178:ARG:H	2.13	0.52
1:B:179:ASP:HB2	1:B:180:PRO:CD	2.40	0.52
1:E:274:GLU:C	1:E:276:SER:H	2.13	0.52
2:H:101:THR:HG21	2:H:292:MET:HA	1.91	0.52
2:J:101:THR:HG21	2:J:292:MET:HA	1.91	0.52
2:C:327:ARG:HG3	2:C:327:ARG:HH11	1.74	0.52
2:D:101:THR:HG21	2:D:292:MET:HA	1.91	0.52
1:B:56:GLN:NE2	1:B:86:THR:HB	2.25	0.52
1:B:230:PHE:HB3	1:B:231:PRO:HD3	1.90	0.52
2:D:59:GLU:O	2:D:63:LYS:HG2	2.10	0.52
1:G:179:ASP:HB2	1:G:180:PRO:CD	2.40	0.52
2:J:291:LEU:HD23	2:J:341:THR:HG21	1.92	0.52
1:A:184:LEU:HD11	1:A:211:ALA:HB2	1.92	0.51
1:E:179:ASP:HB2	1:E:180:PRO:CD	2.40	0.51
2:J:59:GLU:O	2:J:63:LYS:HG2	2.09	0.51
2:J:182:PRO:HA	2:J:185:LYS:HD2	1.91	0.51
1:B:112:LEU:HD23	1:B:113:ARG:N	2.24	0.51
2:C:101:THR:HG21	2:C:292:MET:HA	1.91	0.51
1:G:176:ASP:C	1:G:178:ARG:H	2.13	0.51
1:B:184:LEU:HD11	1:B:211:ALA:HB2	1.93	0.51
1:E:56:GLN:NE2	1:E:86:THR:HB	2.25	0.51
2:F:225:PHE:HB2	2:F:230:LEU:HD21	1.90	0.51
1:I:184:LEU:HD11	1:I:211:ALA:HB2	1.92	0.51
2:C:291:LEU:HD23	2:C:341:THR:HG21	1.92	0.51
2:H:291:LEU:HD23	2:H:341:THR:HG21	1.92	0.51
2:C:306:PHE:N	2:C:307:PRO:HD3	2.26	0.51
2:D:291:LEU:HD23	2:D:341:THR:HG21	1.92	0.51
2:F:306:PHE:N	2:F:307:PRO:HD3	2.26	0.51
2:F:291:LEU:HD23	2:F:341:THR:HG21	1.92	0.51
2:H:24:LEU:HD21	2:H:270:LEU:CD1	2.39	0.51
1:E:176:ASP:C	1:E:178:ARG:H	2.13	0.50
1:E:184:LEU:HD11	1:E:211:ALA:HB2	1.93	0.50
1:G:184:LEU:HD11	1:G:211:ALA:HB2	1.92	0.50
2:H:40:LEU:N	2:H:41:PRO:HD3	2.26	0.50
1:A:176:ASP:C	1:A:178:ARG:H	2.14	0.50

Continued on next page...

Continued from previous page...

Atom-1	Atom-2	Interatomic distance (Å)	Clash overlap (Å)
2:C:40:LEU:N	2:C:41:PRO:HD3	2.26	0.50
2:F:40:LEU:N	2:F:41:PRO:HD3	2.26	0.50
1:G:152:LEU:HB3	2:H:151:LEU:CD1	2.42	0.50
2:J:306:PHE:N	2:J:307:PRO:HD3	2.26	0.50
2:D:33:ILE:HG21	2:D:40:LEU:HD12	1.93	0.50
2:H:327:ARG:HG3	2:H:327:ARG:HH11	1.76	0.50
1:E:112:LEU:HD12	2:F:55:TYR:HB3	1.92	0.50
2:F:101:THR:HG21	2:F:292:MET:HA	1.91	0.50
1:B:356:LEU:HD23	1:B:372:TRP:HE3	1.77	0.50
2:C:178:LYS:HD3	2:C:206:GLY:HA3	1.94	0.50
1:G:356:LEU:HD23	1:G:372:TRP:HE3	1.77	0.50
2:H:306:PHE:N	2:H:307:PRO:HD3	2.27	0.50
2:D:306:PHE:N	2:D:307:PRO:HD3	2.27	0.49
2:D:315:GLN:O	2:D:319:HIS:HB2	2.12	0.49
1:E:181:THR:HB	1:E:182:PRO:HD3	1.94	0.49
2:C:33:ILE:HG21	2:C:40:LEU:HD12	1.93	0.49
2:F:178:LYS:HD3	2:F:206:GLY:HA3	1.95	0.49
2:H:33:ILE:HG21	2:H:40:LEU:HD12	1.93	0.49
1:I:181:THR:HB	1:I:182:PRO:HD3	1.93	0.49
2:J:40:LEU:N	2:J:41:PRO:HD3	2.26	0.49
2:D:40:LEU:N	2:D:41:PRO:HD3	2.26	0.49
1:B:181:THR:HB	1:B:182:PRO:HD3	1.94	0.49
1:I:176:ASP:C	1:I:178:ARG:H	2.14	0.49
2:C:230:LEU:HB3	2:C:361:ILE:HD11	1.94	0.49
2:J:33:ILE:HG21	2:J:40:LEU:HD12	1.93	0.49
1:B:361:LYS:HD2	1:B:361:LYS:C	2.33	0.49
2:F:315:GLN:O	2:F:319:HIS:HB2	2.13	0.49
1:G:181:THR:HB	1:G:182:PRO:HD3	1.95	0.49
2:C:153:ARG:HG3	2:C:154:LEU:HG	1.95	0.49
2:H:153:ARG:HG3	2:H:154:LEU:HG	1.95	0.49
2:D:249:ARG:NH2	2:D:370:LYS:HE3	2.27	0.49
2:H:178:LYS:HD3	2:H:206:GLY:HA3	1.95	0.49
2:J:178:LYS:HD3	2:J:206:GLY:HA3	1.95	0.49
1:I:223:TYR:HB2	1:I:245:ILE:HD13	1.95	0.48
2:F:153:ARG:HG3	2:F:154:LEU:HG	1.95	0.48
2:H:315:GLN:O	2:H:319:HIS:HB2	2.12	0.48
2:D:230:LEU:HB3	2:D:361:ILE:HD11	1.94	0.48
2:J:245:MET:O	2:J:362:SER:HA	2.13	0.48
2:C:315:GLN:O	2:C:319:HIS:HB2	2.14	0.48
2:D:107:VAL:HG12	2:D:109:ASP:H	1.78	0.48
1:I:361:LYS:C	1:I:361:LYS:HD2	2.34	0.48

Continued on next page...

Continued from previous page...

Atom-1	Atom-2	Interatomic distance (Å)	Clash overlap (Å)
2:C:107:VAL:HG12	2:C:109:ASP:H	1.79	0.48
2:D:375:ASP:OD2	2:D:378:SER:HB2	2.14	0.48
2:H:230:LEU:HB3	2:H:361:ILE:HD11	1.94	0.48
1:A:223:TYR:HB2	1:A:245:ILE:HD13	1.96	0.48
2:F:107:VAL:HG12	2:F:109:ASP:H	1.78	0.48
2:H:245:MET:O	2:H:362:SER:HA	2.13	0.48
1:G:361:LYS:HD2	1:G:361:LYS:C	2.34	0.48
2:H:107:VAL:HG12	2:H:109:ASP:H	1.78	0.48
1:I:97:PRO:HG3	1:I:328:MET:HE2	1.96	0.48
2:C:375:ASP:OD2	2:C:378:SER:HB2	2.14	0.48
2:D:91:CYS:HB3	2:D:96:VAL:O	2.14	0.48
2:D:245:MET:O	2:D:362:SER:HA	2.13	0.48
2:H:182:PRO:HA	2:H:185:LYS:HD2	1.96	0.48
1:E:80:SER:HB3	1:E:83:SER:HB2	1.96	0.47
2:H:125:LEU:O	2:H:125:LEU:HD23	2.13	0.47
2:H:375:ASP:OD2	2:H:378:SER:HB2	2.14	0.47
2:J:125:LEU:HD23	2:J:125:LEU:O	2.14	0.47
1:A:181:THR:HB	1:A:182:PRO:HD3	1.96	0.47
2:D:125:LEU:HD23	2:D:125:LEU:O	2.13	0.47
2:F:375:ASP:OD2	2:F:378:SER:HB2	2.14	0.47
2:J:91:CYS:HB3	2:J:96:VAL:O	2.15	0.47
2:D:153:ARG:HG3	2:D:154:LEU:HG	1.96	0.47
1:E:97:PRO:HG3	1:E:328:MET:HE2	1.96	0.47
1:E:223:TYR:HB2	1:E:245:ILE:HD13	1.96	0.47
2:F:125:LEU:O	2:F:125:LEU:HD23	2.14	0.47
2:F:245:MET:O	2:F:362:SER:HA	2.14	0.47
2:J:375:ASP:OD2	2:J:378:SER:HB2	2.14	0.47
2:C:245:MET:O	2:C:362:SER:HA	2.14	0.47
1:E:61:ASP:OD2	2:F:317:ASN:HB3	2.14	0.47
2:J:153:ARG:HG3	2:J:154:LEU:HG	1.95	0.47
2:F:91:CYS:HB3	2:F:96:VAL:O	2.14	0.47
2:D:178:LYS:HD3	2:D:206:GLY:HA3	1.96	0.47
2:J:107:VAL:HG12	2:J:109:ASP:H	1.79	0.47
2:C:182:PRO:HA	2:C:185:LYS:HD2	1.95	0.47
1:E:83:SER:O	1:E:87:VAL:HG23	2.15	0.47
1:G:80:SER:HB3	1:G:83:SER:HB2	1.96	0.47
1:G:223:TYR:HB2	1:G:245:ILE:HD13	1.96	0.47
2:H:12:GLU:HG2	2:H:52:ILE:HG13	1.97	0.47
2:C:91:CYS:HB3	2:C:96:VAL:O	2.15	0.47
2:C:125:LEU:O	2:C:125:LEU:HD23	2.14	0.47
1:G:128:LEU:O	1:G:128:LEU:HD23	2.15	0.47

Continued on next page...

Continued from previous page...

Atom-1	Atom-2	Interatomic distance (Å)	Clash overlap (Å)
2:H:373:THR:O	2:H:380:LEU:CD1	2.63	0.47
2:C:218:THR:HG21	2:D:218:THR:HG21	1.96	0.47
2:F:12:GLU:HG2	2:F:52:ILE:HG13	1.97	0.47
2:F:182:PRO:HA	2:F:185:LYS:HD2	1.96	0.47
1:A:128:LEU:HD23	1:A:128:LEU:O	2.15	0.46
1:B:223:TYR:HB2	1:B:245:ILE:HD13	1.96	0.46
2:C:12:GLU:HG2	2:C:52:ILE:HG13	1.97	0.46
2:D:12:GLU:HG2	2:D:52:ILE:HG13	1.97	0.46
1:E:144:LEU:HD11	1:E:196:ILE:HD12	1.97	0.46
1:I:53:ARG:NH2	2:J:111:LYS:HB3	2.30	0.46
1:I:128:LEU:HD23	1:I:128:LEU:O	2.15	0.46
2:D:373:THR:O	2:D:380:LEU:CD1	2.63	0.46
1:I:144:LEU:HD11	1:I:196:ILE:HD12	1.98	0.46
1:B:83:SER:O	1:B:87:VAL:HG23	2.15	0.46
1:B:128:LEU:O	1:B:128:LEU:HD23	2.15	0.46
1:E:128:LEU:O	1:E:128:LEU:HD23	2.15	0.46
1:G:144:LEU:HD11	1:G:196:ILE:HD12	1.98	0.46
2:J:315:GLN:O	2:J:319:HIS:HB2	2.14	0.46
1:A:361:LYS:HD2	1:A:361:LYS:C	2.35	0.46
2:D:201:HIS:HD2	2:D:280:LEU:HD11	1.81	0.46
1:E:164:ILE:HG22	2:F:161:PRO:HG2	1.97	0.46
1:E:181:THR:H	1:E:182:PRO:HD2	1.81	0.46
2:F:124:SER:HA	2:F:127:ARG:HH11	1.81	0.46
2:H:269:ARG:O	2:H:271:GLN:N	2.48	0.46
2:J:12:GLU:HG2	2:J:52:ILE:HG13	1.97	0.46
2:J:373:THR:O	2:J:380:LEU:CD1	2.64	0.46
1:A:83:SER:O	1:A:87:VAL:HG23	2.15	0.46
1:G:147:ALA:HB2	1:G:199:ALA:HB2	1.98	0.46
2:J:265:TRP:O	2:J:268:GLU:O	2.34	0.46
2:D:265:TRP:O	2:D:268:GLU:O	2.34	0.46
2:D:314:LEU:HD21	2:D:322:TRP:HB2	1.97	0.46
1:G:83:SER:O	1:G:87:VAL:HG23	2.15	0.46
2:H:201:HIS:HD2	2:H:280:LEU:HD11	1.81	0.46
1:A:80:SER:HB3	1:A:83:SER:HB2	1.96	0.46
1:B:144:LEU:HD11	1:B:196:ILE:HD12	1.97	0.46
1:B:147:ALA:HB2	1:B:199:ALA:HB2	1.98	0.46
2:C:373:THR:O	2:C:380:LEU:CD1	2.63	0.46
1:E:147:ALA:HB2	1:E:199:ALA:HB2	1.98	0.46
2:H:91:CYS:HB3	2:H:96:VAL:O	2.15	0.46
1:B:80:SER:HB3	1:B:83:SER:HB2	1.96	0.46
1:G:153:LEU:HB2	2:H:152:ILE:HD11	1.98	0.46

Continued on next page...

Continued from previous page...

Atom-1	Atom-2	Interatomic distance (Å)	Clash overlap (Å)
1:I:80:SER:HB3	1:I:83:SER:HB2	1.96	0.46
1:I:83:SER:O	1:I:87:VAL:HG23	2.15	0.46
2:D:184:LEU:HB3	2:D:216:MET:SD	2.56	0.46
1:E:361:LYS:HD2	1:E:361:LYS:C	2.35	0.46
1:I:172:ARG:HB2	1:I:183:LEU:HD11	1.98	0.46
1:B:172:ARG:HB2	1:B:183:LEU:HD11	1.98	0.45
2:F:314:LEU:HD21	2:F:322:TRP:HB2	1.98	0.45
1:I:181:THR:H	1:I:182:PRO:HD2	1.81	0.45
2:C:375:ASP:HB2	2:C:376:PRO:HD2	1.98	0.45
1:A:184:LEU:CD1	1:A:211:ALA:CB	2.95	0.45
2:D:124:SER:HA	2:D:127:ARG:HH11	1.81	0.45
2:F:254:GLU:HG3	2:F:370:LYS:HZ2	1.81	0.45
1:G:172:ARG:HB2	1:G:183:LEU:HD11	1.97	0.45
1:A:144:LEU:HD11	1:A:196:ILE:HD12	1.97	0.45
2:C:201:HIS:HD2	2:C:280:LEU:HD11	1.81	0.45
2:D:52:ILE:CG2	2:D:63:LYS:HG3	2.46	0.45
1:G:181:THR:H	1:G:182:PRO:HD2	1.81	0.45
1:G:302:LEU:HB3	1:G:308:ILE:HD11	1.99	0.45
2:H:355:ASP:HA	2:H:376:PRO:HG3	1.99	0.45
1:I:147:ALA:HB2	1:I:199:ALA:HB2	1.98	0.45
2:C:184:LEU:HB3	2:C:216:MET:SD	2.57	0.45
2:F:184:LEU:HB3	2:F:216:MET:SD	2.56	0.45
2:H:314:LEU:HD21	2:H:322:TRP:HB2	1.98	0.45
2:F:373:THR:O	2:F:380:LEU:CD1	2.64	0.45
2:J:143:VAL:HG22	2:J:196:ILE:HB	1.99	0.45
1:A:181:THR:H	1:A:182:PRO:HD2	1.81	0.45
1:E:57:TYR:HE1	2:F:316:CYS:HB2	1.81	0.45
2:F:143:VAL:HG22	2:F:196:ILE:HB	1.99	0.45
2:F:174:PRO:HG2	2:F:180:ALA:HB2	1.99	0.45
2:H:124:SER:HA	2:H:127:ARG:HH11	1.81	0.45
2:J:375:ASP:HB2	2:J:376:PRO:HD2	1.98	0.45
1:A:147:ALA:HB2	1:A:199:ALA:HB2	1.98	0.45
1:B:181:THR:H	1:B:182:PRO:HD2	1.81	0.45
1:B:184:LEU:CD1	1:B:211:ALA:CB	2.95	0.45
2:D:143:VAL:HG22	2:D:196:ILE:HB	1.98	0.45
2:D:375:ASP:HB2	2:D:376:PRO:HD2	1.98	0.45
2:H:375:ASP:HB2	2:H:376:PRO:HD2	1.98	0.45
2:J:269:ARG:O	2:J:271:GLN:N	2.50	0.45
1:B:302:LEU:HB3	1:B:308:ILE:HD11	1.99	0.45
2:C:143:VAL:HG22	2:C:196:ILE:HB	1.98	0.45
2:C:269:ARG:O	2:C:271:GLN:N	2.49	0.45

Continued on next page...

Continued from previous page...

Atom-1	Atom-2	Interatomic distance (Å)	Clash overlap (Å)
2:C:314:LEU:HD21	2:C:322:TRP:HB2	1.97	0.45
2:D:245:MET:SD	2:D:363:LEU:HD22	2.57	0.45
2:D:373:THR:O	2:D:380:LEU:HD12	2.17	0.45
1:E:238:ILE:N	1:E:238:ILE:HD12	2.32	0.45
1:G:238:ILE:N	1:G:238:ILE:HD12	2.32	0.45
1:I:238:ILE:HD12	1:I:238:ILE:N	2.32	0.45
2:J:124:SER:HA	2:J:127:ARG:HH11	1.81	0.45
1:A:238:ILE:HD12	1:A:238:ILE:N	2.32	0.44
1:G:97:PRO:HG3	1:G:328:MET:HE2	1.98	0.44
1:G:184:LEU:CD1	1:G:211:ALA:CB	2.95	0.44
1:A:172:ARG:HB2	1:A:183:LEU:HD11	1.99	0.44
2:C:373:THR:O	2:C:380:LEU:HD12	2.17	0.44
2:F:375:ASP:HB2	2:F:376:PRO:HD2	1.98	0.44
1:G:348:LYS:HD2	1:G:350:GLN:HG3	2.00	0.44
2:J:201:HIS:HD2	2:J:280:LEU:HD11	1.81	0.44
2:J:355:ASP:HA	2:J:376:PRO:HG3	1.99	0.44
2:C:8:GLY:HA3	2:C:75:ILE:HA	2.00	0.44
2:D:254:GLU:HG3	2:D:370:LYS:NZ	2.31	0.44
2:F:245:MET:SD	2:F:363:LEU:HD22	2.57	0.44
1:G:101:VAL:HG12	1:G:119:LEU:HB2	1.99	0.44
2:H:143:VAL:HG22	2:H:196:ILE:HB	1.99	0.44
1:I:348:LYS:HD2	1:I:350:GLN:HG3	2.00	0.44
1:A:182:PRO:O	1:A:185:LYS:HB3	2.16	0.44
1:B:348:LYS:HD2	1:B:350:GLN:HG3	2.00	0.44
2:C:124:SER:HA	2:C:127:ARG:HH11	1.81	0.44
2:J:314:LEU:HD21	2:J:322:TRP:HB2	1.98	0.44
2:C:120:PRO:HG3	2:C:250:ILE:HD12	2.00	0.44
2:C:245:MET:SD	2:C:363:LEU:HD22	2.58	0.44
1:E:302:LEU:HB3	1:E:308:ILE:HD11	1.99	0.44
1:G:144:LEU:HD13	1:G:169:LEU:HD11	2.00	0.44
2:H:245:MET:SD	2:H:363:LEU:HD22	2.57	0.44
1:I:144:LEU:HD13	1:I:169:LEU:HD11	2.00	0.44
1:I:239:VAL:HG11	1:I:361:LYS:HD3	1.99	0.44
2:J:184:LEU:HB3	2:J:216:MET:SD	2.57	0.44
1:A:164:ILE:HG22	2:C:161:PRO:HB2	1.99	0.44
1:A:180:PRO:HG3	1:A:207:VAL:HA	1.99	0.44
2:C:254:GLU:HG3	2:C:370:LYS:HZ2	1.82	0.44
2:F:355:ASP:HA	2:F:376:PRO:HG3	1.99	0.44
1:G:182:PRO:O	1:G:185:LYS:HB3	2.16	0.44
1:G:230:PHE:N	1:G:231:PRO:CD	2.81	0.44
2:H:373:THR:O	2:H:380:LEU:HD12	2.17	0.44

Continued on next page...

Continued from previous page...

Atom-1	Atom-2	Interatomic distance (Å)	Clash overlap (Å)
1:A:302:LEU:HB3	1:A:308:ILE:HD11	1.99	0.44
1:A:328:MET:HG3	1:A:332:ARG:NH1	2.32	0.44
1:A:348:LYS:HD2	1:A:350:GLN:HG3	2.00	0.44
1:B:238:ILE:N	1:B:238:ILE:HD12	2.32	0.44
2:C:355:ASP:HA	2:C:376:PRO:HG3	1.99	0.44
2:F:120:PRO:HG3	2:F:250:ILE:HD12	2.00	0.44
2:H:184:LEU:HB3	2:H:216:MET:SD	2.57	0.44
1:I:230:PHE:N	1:I:231:PRO:CD	2.81	0.44
1:A:230:PHE:N	1:A:231:PRO:CD	2.81	0.44
1:B:152:LEU:HB3	2:D:151:LEU:CD1	2.47	0.44
1:B:252:ASN:OD1	1:B:254:SER:HB3	2.18	0.44
1:B:328:MET:HG3	1:B:332:ARG:NH1	2.33	0.44
2:D:8:GLY:HA3	2:D:75:ILE:HA	2.00	0.44
1:E:101:VAL:HG12	1:E:119:LEU:HB2	1.99	0.44
1:G:252:ASN:OD1	1:G:254:SER:HB3	2.18	0.44
1:G:328:MET:HG3	1:G:332:ARG:NH1	2.32	0.44
2:H:75:ILE:HD12	2:H:91:CYS:SG	2.58	0.44
1:I:152:LEU:HB3	2:J:151:LEU:HD11	1.99	0.44
1:A:101:VAL:HG12	1:A:119:LEU:HB2	2.00	0.43
1:B:230:PHE:N	1:B:231:PRO:CD	2.81	0.43
2:D:355:ASP:HA	2:D:376:PRO:HG3	1.98	0.43
2:F:269:ARG:O	2:F:271:GLN:N	2.51	0.43
2:H:23:GLU:OE1	2:H:51:LYS:HE3	2.18	0.43
1:I:302:LEU:HB3	1:I:308:ILE:HD11	1.99	0.43
1:A:252:ASN:OD1	1:A:254:SER:HB3	2.18	0.43
1:B:97:PRO:HG3	1:B:328:MET:HE2	1.98	0.43
2:C:97:PRO:HG2	2:C:328:PHE:CD2	2.53	0.43
1:E:180:PRO:HG3	1:E:206:LEU:HD23	1.99	0.43
1:E:230:PHE:N	1:E:231:PRO:CD	2.81	0.43
2:F:97:PRO:HG2	2:F:328:PHE:CD2	2.53	0.43
2:F:373:THR:O	2:F:380:LEU:HD12	2.17	0.43
1:B:95:GLU:HB3	1:B:324:GLY:HA3	2.00	0.43
1:E:252:ASN:OD1	1:E:254:SER:HB3	2.18	0.43
2:F:75:ILE:HD12	2:F:91:CYS:SG	2.58	0.43
1:I:132:ARG:HG3	1:I:372:TRP:HE1	1.83	0.43
2:J:316:CYS:O	2:J:317:ASN:HB2	2.18	0.43
2:J:373:THR:O	2:J:380:LEU:HD12	2.17	0.43
2:D:249:ARG:HH21	2:D:370:LYS:HE3	1.81	0.43
2:D:269:ARG:O	2:D:271:GLN:N	2.51	0.43
2:H:97:PRO:HG2	2:H:328:PHE:CD2	2.54	0.43
1:I:182:PRO:O	1:I:185:LYS:HB3	2.17	0.43

Continued on next page...

Continued from previous page...

Atom-1	Atom-2	Interatomic distance (Å)	Clash overlap (Å)
2:J:75:ILE:HD12	2:J:91:CYS:SG	2.58	0.43
1:A:95:GLU:HB3	1:A:324:GLY:HA3	2.01	0.43
1:A:180:PRO:HG3	1:A:206:LEU:HD23	2.01	0.43
1:E:172:ARG:HB2	1:E:183:LEU:HD11	1.99	0.43
1:I:101:VAL:HG12	1:I:119:LEU:HB2	1.99	0.43
1:I:184:LEU:CD1	1:I:211:ALA:CB	2.95	0.43
1:A:97:PRO:HG3	1:A:328:MET:HE2	2.00	0.43
1:A:183:LEU:HD13	1:A:187:ILE:HD11	2.01	0.43
2:C:316:CYS:O	2:C:317:ASN:HB2	2.18	0.43
1:E:182:PRO:O	1:E:185:LYS:HB3	2.17	0.43
1:G:165:SER:HB3	2:H:167:ARG:HG3	2.01	0.43
2:H:316:CYS:O	2:H:317:ASN:HB2	2.19	0.43
2:C:75:ILE:HD12	2:C:91:CYS:SG	2.58	0.43
1:E:184:LEU:CD1	1:E:211:ALA:CB	2.95	0.43
1:E:328:MET:HG3	1:E:332:ARG:NH1	2.32	0.43
2:F:52:ILE:CG2	2:F:63:LYS:HG3	2.45	0.43
2:H:265:TRP:O	2:H:268:GLU:O	2.36	0.43
1:I:252:ASN:OD1	1:I:254:SER:HB3	2.18	0.43
1:I:328:MET:HG3	1:I:332:ARG:NH1	2.33	0.43
1:B:144:LEU:HD13	1:B:169:LEU:HD11	2.00	0.43
1:B:182:PRO:O	1:B:185:LYS:HB3	2.18	0.43
1:E:144:LEU:HD13	1:E:169:LEU:HD11	2.00	0.43
1:E:159:VAL:HG12	2:F:170:ILE:CD1	2.48	0.43
1:E:239:VAL:HG11	1:E:361:LYS:HD3	2.00	0.43
2:J:245:MET:SD	2:J:363:LEU:HD22	2.58	0.43
2:C:265:TRP:O	2:C:268:GLU:O	2.37	0.43
2:D:23:GLU:OE1	2:D:51:LYS:HE3	2.18	0.43
2:F:201:HIS:HD2	2:F:280:LEU:HD11	1.82	0.43
2:H:269:ARG:O	2:H:270:LEU:HB3	2.19	0.43
1:A:144:LEU:HD13	1:A:169:LEU:HD11	2.00	0.42
1:G:95:GLU:HB3	1:G:324:GLY:HA3	2.01	0.42
1:G:183:LEU:HD13	1:G:187:ILE:HD11	2.01	0.42
2:J:120:PRO:HG3	2:J:250:ILE:HD12	2.00	0.42
2:J:174:PRO:HG2	2:J:180:ALA:HB2	2.01	0.42
1:A:205:HIS:CD2	1:A:235:LEU:HD23	2.55	0.42
1:B:180:PRO:HG3	1:B:207:VAL:HA	2.00	0.42
1:E:205:HIS:CD2	1:E:235:LEU:HD23	2.54	0.42
1:E:230:PHE:CD2	1:E:247:GLY:HA3	2.54	0.42
1:I:199:ALA:O	1:I:227:THR:HB	2.19	0.42
2:J:23:GLU:OE1	2:J:51:LYS:HE3	2.18	0.42
1:A:239:VAL:HG11	1:A:361:LYS:HD3	2.01	0.42

Continued on next page...

Continued from previous page...

Atom-1	Atom-2	Interatomic distance (Å)	Clash overlap (Å)
2:C:80:HIS:HB3	2:C:83:SER:HB2	2.01	0.42
2:D:75:ILE:HD12	2:D:91:CYS:SG	2.59	0.42
2:D:97:PRO:HG2	2:D:328:PHE:CD2	2.54	0.42
2:D:120:PRO:HG3	2:D:250:ILE:HD12	2.00	0.42
1:E:132:ARG:HG3	1:E:372:TRP:HE1	1.84	0.42
2:F:265:TRP:O	2:F:268:GLU:O	2.36	0.42
1:G:205:HIS:CD2	1:G:235:LEU:HD23	2.55	0.42
1:I:230:PHE:CD2	1:I:247:GLY:HA3	2.55	0.42
2:J:225:PHE:HB2	2:J:230:LEU:CD2	2.49	0.42
1:B:180:PRO:HG3	1:B:206:LEU:HD23	2.01	0.42
1:B:205:HIS:CD2	1:B:235:LEU:HD23	2.55	0.42
1:E:274:GLU:C	1:E:276:SER:N	2.72	0.42
2:F:23:GLU:OE1	2:F:51:LYS:HE3	2.19	0.42
1:G:239:VAL:HG11	1:G:361:LYS:HD3	2.00	0.42
2:H:174:PRO:HG2	2:H:180:ALA:HB2	2.01	0.42
2:J:8:GLY:HA3	2:J:75:ILE:HA	2.02	0.42
1:B:199:ALA:O	1:B:227:THR:HB	2.20	0.42
2:C:103:TRP:HB2	2:C:119:TYR:CD2	2.55	0.42
2:F:103:TRP:HB2	2:F:119:TYR:CD2	2.55	0.42
1:G:179:ASP:CB	1:G:180:PRO:CD	2.98	0.42
1:B:230:PHE:CD2	1:B:247:GLY:HA3	2.54	0.42
2:C:23:GLU:OE1	2:C:51:LYS:HE3	2.19	0.42
2:F:225:PHE:HB2	2:F:230:LEU:CD2	2.49	0.42
2:H:8:GLY:HA3	2:H:75:ILE:HA	2.01	0.42
2:J:25:ALA:HB2	2:J:289:ALA:HB1	2.02	0.42
2:C:52:ILE:CG2	2:C:63:LYS:HG3	2.45	0.42
2:D:103:TRP:HB2	2:D:119:TYR:CD2	2.55	0.42
1:E:180:PRO:HG3	1:E:207:VAL:HA	2.02	0.42
1:E:320:ILE:O	1:E:322:PRO:HD3	2.20	0.42
2:F:25:ALA:HB2	2:F:289:ALA:HB1	2.02	0.42
2:J:97:PRO:HG2	2:J:328:PHE:CD2	2.54	0.42
1:A:230:PHE:CD2	1:A:247:GLY:HA3	2.54	0.42
1:B:101:VAL:HG12	1:B:119:LEU:HB2	2.01	0.42
1:B:183:LEU:HD13	1:B:187:ILE:HD11	2.01	0.42
2:D:30:VAL:HG12	2:D:30:VAL:O	2.20	0.42
1:E:95:GLU:HB3	1:E:324:GLY:HA3	2.01	0.42
1:G:180:PRO:HG3	1:G:206:LEU:HD23	2.02	0.42
1:I:127:SER:HB3	1:I:158:LEU:HB2	2.02	0.42
2:J:30:VAL:O	2:J:30:VAL:HG12	2.20	0.42
2:J:103:TRP:HB2	2:J:119:TYR:CD2	2.55	0.42
1:B:216:MET:HA	1:B:221:TYR:CD1	2.55	0.42

Continued on next page...

Continued from previous page...

Atom-1	Atom-2	Interatomic distance (Å)	Clash overlap (Å)
1:E:183:LEU:HD22	1:E:183:LEU:HA	1.85	0.42
2:H:80:HIS:HB3	2:H:83:SER:HB2	2.01	0.42
2:H:254:GLU:HG3	2:H:370:LYS:HZ2	1.84	0.42
1:I:95:GLU:HB3	1:I:324:GLY:HA3	2.01	0.42
1:I:216:MET:HA	1:I:221:TYR:CD1	2.55	0.42
1:B:239:VAL:HG11	1:B:361:LYS:HD3	2.01	0.42
2:C:30:VAL:HG12	2:C:30:VAL:O	2.20	0.42
2:D:181:LYS:N	2:D:182:PRO:CD	2.83	0.42
2:D:380:LEU:HD12	2:D:381:ASN:N	2.35	0.42
2:F:8:GLY:HA3	2:F:75:ILE:HA	2.02	0.42
2:H:120:PRO:HG3	2:H:250:ILE:HD12	2.00	0.42
2:H:160:ALA:N	2:H:161:PRO:CD	2.83	0.42
1:I:67:LEU:N	1:I:68:PRO:CD	2.83	0.42
1:A:216:MET:HA	1:A:221:TYR:CD1	2.55	0.41
2:C:380:LEU:HD12	2:C:381:ASN:N	2.36	0.41
1:E:164:ILE:CG2	2:F:161:PRO:HG2	2.50	0.41
1:E:216:MET:HA	1:E:221:TYR:CD1	2.55	0.41
1:E:348:LYS:HD2	1:E:350:GLN:HG3	2.00	0.41
2:F:160:ALA:N	2:F:161:PRO:CD	2.83	0.41
1:G:67:LEU:N	1:G:68:PRO:CD	2.83	0.41
2:H:30:VAL:HG12	2:H:30:VAL:O	2.20	0.41
2:H:103:TRP:HB2	2:H:119:TYR:CD2	2.55	0.41
1:I:183:LEU:HD13	1:I:187:ILE:HD11	2.01	0.41
2:J:52:ILE:CG2	2:J:63:LYS:HG3	2.45	0.41
2:J:80:HIS:HB3	2:J:83:SER:HB2	2.01	0.41
2:J:160:ALA:N	2:J:161:PRO:CD	2.83	0.41
1:B:67:LEU:N	1:B:68:PRO:CD	2.83	0.41
2:D:160:ALA:N	2:D:161:PRO:CD	2.83	0.41
1:E:197:ILE:HD11	1:E:225:LEU:HG	2.02	0.41
2:F:181:LYS:N	2:F:182:PRO:CD	2.83	0.41
2:F:316:CYS:O	2:F:317:ASN:HB2	2.20	0.41
2:H:380:LEU:HD12	2:H:381:ASN:N	2.35	0.41
2:J:380:LEU:HD12	2:J:381:ASN:N	2.35	0.41
1:A:127:SER:HB3	1:A:158:LEU:HB2	2.03	0.41
1:A:179:ASP:CB	1:A:180:PRO:HD2	2.50	0.41
1:A:199:ALA:O	1:A:227:THR:HB	2.20	0.41
2:D:174:PRO:HG2	2:D:180:ALA:HB2	2.01	0.41
2:F:300:SER:HA	2:F:303:VAL:HG12	2.03	0.41
1:G:277:THR:O	1:G:279:PRO:HD3	2.21	0.41
1:A:320:ILE:O	1:A:322:PRO:HD3	2.20	0.41
2:C:114:PHE:CZ	2:C:326:THR:HA	2.56	0.41

Continued on next page...

Continued from previous page...

Atom-1	Atom-2	Interatomic distance (Å)	Clash overlap (Å)
2:C:225:PHE:HB3	2:C:227:THR:HG22	2.03	0.41
2:F:80:HIS:HB3	2:F:83:SER:HB2	2.01	0.41
2:H:52:ILE:CG2	2:H:63:LYS:HG3	2.46	0.41
1:I:197:ILE:HD11	1:I:225:LEU:HG	2.03	0.41
1:A:183:LEU:HD22	1:A:183:LEU:HA	1.83	0.41
1:B:197:ILE:HD11	1:B:225:LEU:HG	2.02	0.41
1:E:172:ARG:NH1	2:F:162:SER:HB3	2.36	0.41
2:F:30:VAL:HG12	2:F:30:VAL:O	2.20	0.41
1:G:127:SER:HB3	1:G:158:LEU:HB2	2.02	0.41
1:G:183:LEU:HD22	1:G:183:LEU:HA	1.84	0.41
2:H:120:PRO:HB2	2:H:125:LEU:HD12	2.03	0.41
1:I:180:PRO:HG3	1:I:206:LEU:HD23	2.01	0.41
1:A:67:LEU:N	1:A:68:PRO:CD	2.83	0.41
1:A:179:ASP:CB	1:A:180:PRO:CD	2.98	0.41
1:B:183:LEU:HD22	1:B:183:LEU:HA	1.83	0.41
1:B:320:ILE:O	1:B:322:PRO:HD3	2.20	0.41
2:C:160:ALA:N	2:C:161:PRO:CD	2.83	0.41
2:D:80:HIS:HB3	2:D:83:SER:HB2	2.01	0.41
2:D:201:HIS:CD2	2:D:280:LEU:HD11	2.56	0.41
1:E:179:ASP:CB	1:E:180:PRO:CD	2.98	0.41
2:F:254:GLU:HG3	2:F:370:LYS:NZ	2.36	0.41
1:G:216:MET:HA	1:G:221:TYR:CD1	2.55	0.41
2:H:314:LEU:HD12	2:H:314:LEU:N	2.35	0.41
1:I:205:HIS:CD2	1:I:235:LEU:HD23	2.55	0.41
1:B:246:LEU:HD12	1:B:246:LEU:N	2.36	0.41
2:C:181:LYS:N	2:C:182:PRO:CD	2.84	0.41
2:D:181:LYS:CB	2:D:182:PRO:HD3	2.51	0.41
2:F:97:PRO:HG2	2:F:328:PHE:HD2	1.86	0.41
2:F:269:ARG:O	2:F:270:LEU:HB3	2.21	0.41
1:G:230:PHE:CD2	1:G:247:GLY:HA3	2.55	0.41
2:H:97:PRO:HG2	2:H:328:PHE:HD2	1.86	0.41
2:H:181:LYS:CB	2:H:182:PRO:HD3	2.51	0.41
2:J:181:LYS:N	2:J:182:PRO:CD	2.83	0.41
2:J:254:GLU:HG3	2:J:370:LYS:NZ	2.36	0.41
1:G:199:ALA:O	1:G:227:THR:HB	2.20	0.41
1:G:246:LEU:HD12	1:G:246:LEU:N	2.36	0.41
1:A:193:SER:HA	1:A:221:TYR:CD2	2.56	0.41
2:C:97:PRO:HG2	2:C:328:PHE:HD2	1.86	0.41
2:C:181:LYS:CB	2:C:182:PRO:HD3	2.51	0.41
2:D:129:ILE:HD13	2:D:248:PHE:HE2	1.86	0.41
2:D:269:ARG:O	2:D:270:LEU:HB3	2.21	0.41

Continued on next page...

Continued from previous page...

Atom-1	Atom-2	Interatomic distance (Å)	Clash overlap (Å)
1:E:193:SER:HA	1:E:221:TYR:CD2	2.56	0.41
1:E:199:ALA:O	1:E:227:THR:HB	2.20	0.41
2:F:380:LEU:HD12	2:F:381:ASN:N	2.36	0.41
1:G:193:SER:HA	1:G:221:TYR:CD2	2.56	0.41
2:H:181:LYS:N	2:H:182:PRO:CD	2.83	0.41
1:I:320:ILE:O	1:I:322:PRO:HD3	2.20	0.41
1:A:197:ILE:HD11	1:A:225:LEU:HG	2.03	0.41
1:A:277:THR:O	1:A:279:PRO:HD3	2.21	0.41
1:B:127:SER:HB3	1:B:158:LEU:HB2	2.02	0.41
2:D:97:PRO:HG2	2:D:328:PHE:HD2	1.86	0.41
1:G:53:ARG:NH2	2:H:111:LYS:HB3	2.35	0.41
1:G:320:ILE:O	1:G:322:PRO:HD3	2.20	0.41
1:G:357:ARG:HG2	1:G:371:VAL:HG12	2.02	0.41
2:H:114:PHE:CZ	2:H:326:THR:HA	2.56	0.41
1:I:180:PRO:HG3	1:I:207:VAL:HA	2.02	0.41
1:I:277:THR:O	1:I:279:PRO:HD3	2.21	0.41
2:J:181:LYS:CB	2:J:182:PRO:HD3	2.51	0.41
1:A:246:LEU:N	1:A:246:LEU:HD12	2.36	0.40
1:B:132:ARG:HG3	1:B:372:TRP:HE1	1.86	0.40
2:C:97:PRO:HA	2:C:329:MET:CE	2.51	0.40
2:C:174:PRO:HG2	2:C:180:ALA:HB2	2.02	0.40
2:D:225:PHE:HB3	2:D:227:THR:HG22	2.03	0.40
2:D:254:GLU:HG3	2:D:370:LYS:HZ2	1.85	0.40
2:D:300:SER:HA	2:D:303:VAL:HG12	2.03	0.40
2:D:314:LEU:N	2:D:314:LEU:HD12	2.36	0.40
2:D:327:ARG:HG3	2:D:327:ARG:NH1	2.36	0.40
1:E:175:ASP:HB3	1:E:178:ARG:HD2	2.02	0.40
2:H:254:GLU:HG3	2:H:370:LYS:NZ	2.36	0.40
1:I:179:ASP:CB	1:I:180:PRO:CD	2.98	0.40
1:I:193:SER:HA	1:I:221:TYR:CD2	2.56	0.40
2:J:97:PRO:HA	2:J:329:MET:CE	2.51	0.40
2:F:363:LEU:HD12	2:F:367:GLY:O	2.21	0.40
2:J:129:ILE:HD13	2:J:248:PHE:HE2	1.86	0.40
1:B:357:ARG:HG2	1:B:371:VAL:HG12	2.04	0.40
2:C:173:LEU:HD23	2:C:183:LEU:HD13	2.04	0.40
2:D:25:ALA:HB2	2:D:289:ALA:HB1	2.03	0.40
2:D:173:LEU:HD23	2:D:183:LEU:HD13	2.03	0.40
1:E:41:LYS:HD2	1:E:41:LYS:N	2.37	0.40
1:E:127:SER:HB3	1:E:158:LEU:HB2	2.02	0.40
1:E:160:ARG:HH22	2:F:172:GLN:NE2	2.19	0.40
1:E:246:LEU:N	1:E:246:LEU:HD12	2.36	0.40

Continued on next page...

Continued from previous page...

Atom-1	Atom-2	Interatomic distance (Å)	Clash overlap (Å)
2:J:173:LEU:HD23	2:J:183:LEU:HD13	2.03	0.40
2:J:300:SER:HA	2:J:303:VAL:HG12	2.02	0.40
2:C:129:ILE:HD13	2:C:248:PHE:HE2	1.86	0.40
2:C:254:GLU:HG3	2:C:370:LYS:NZ	2.36	0.40
2:D:97:PRO:HA	2:D:329:MET:CE	2.51	0.40
2:D:114:PHE:CZ	2:D:326:THR:HA	2.56	0.40
2:D:316:CYS:O	2:D:317:ASN:HB2	2.22	0.40
2:D:363:LEU:HD12	2:D:367:GLY:O	2.22	0.40
1:E:11:LEU:HD12	1:E:48:ILE:HG23	2.04	0.40
1:G:132:ARG:HG3	1:G:372:TRP:HE1	1.85	0.40
1:G:143:SER:HA	1:G:170:SER:O	2.22	0.40
1:B:143:SER:HA	1:B:170:SER:O	2.22	0.40
2:C:195:VAL:HB	2:C:223:TYR:HD1	1.87	0.40
1:E:67:LEU:N	1:E:68:PRO:CD	2.83	0.40
2:F:181:LYS:CB	2:F:182:PRO:HD3	2.51	0.40
1:G:56:GLN:HE21	1:G:56:GLN:HB3	1.77	0.40
1:G:159:VAL:HG12	2:H:170:ILE:HD12	2.02	0.40
1:G:180:PRO:HG3	1:G:207:VAL:HA	2.02	0.40
2:H:173:LEU:HD23	2:H:183:LEU:HD13	2.03	0.40
2:H:195:VAL:HB	2:H:223:TYR:HD1	1.87	0.40

All (1) symmetry-related close contacts are listed below. The label for Atom-2 includes the symmetry operator and encoded unit-cell translations to be applied.

Atom-1	Atom-2	Interatomic distance (Å)	Clash overlap (Å)
2:F:66:ASP:OD2	2:J:13:TYR:OH[1_545]	2.16	0.04

5.3 Torsion angles [i](#)

5.3.1 Protein backbone [i](#)

In the following table, the Percentiles column shows the percent Ramachandran outliers of the chain as a percentile score with respect to all X-ray entries followed by that with respect to entries of similar resolution.

The Analysed column shows the number of residues for which the backbone conformation was analysed, and the total number of residues.

Mol	Chain	Analysed	Favoured	Allowed	Outliers	Percentiles
1	A	365/393 (93%)	314 (86%)	45 (12%)	6 (2%)	9 44

Continued on next page...

Continued from previous page...

Mol	Chain	Analysed	Favoured	Allowed	Outliers	Percentiles	
1	B	365/393 (93%)	313 (86%)	46 (13%)	6 (2%)	9	44
1	E	365/393 (93%)	314 (86%)	46 (13%)	5 (1%)	11	45
1	G	365/393 (93%)	313 (86%)	46 (13%)	6 (2%)	9	44
1	I	365/393 (93%)	313 (86%)	46 (13%)	6 (2%)	9	44
2	C	379/395 (96%)	332 (88%)	46 (12%)	1 (0%)	41	74
2	D	379/395 (96%)	330 (87%)	47 (12%)	2 (0%)	29	66
2	F	379/395 (96%)	330 (87%)	48 (13%)	1 (0%)	41	74
2	H	379/395 (96%)	332 (88%)	46 (12%)	1 (0%)	41	74
2	J	379/395 (96%)	332 (88%)	45 (12%)	2 (0%)	29	66
All	All	3720/3940 (94%)	3223 (87%)	461 (12%)	36 (1%)	15	52

All (36) Ramachandran outliers are listed below:

Mol	Chain	Res	Type
1	A	36	ILE
1	B	36	ILE
2	C	241	SER
2	D	241	SER
1	E	36	ILE
2	F	241	SER
1	G	36	ILE
1	G	54	ASP
2	H	241	SER
1	I	36	ILE
1	I	54	ASP
2	J	241	SER
1	A	54	ASP
1	A	181	THR
1	B	115	ALA
1	B	181	THR
1	E	181	THR
1	G	115	ALA
1	G	181	THR
1	I	181	THR
1	A	115	ALA
1	B	54	ASP
1	E	54	ASP
1	E	115	ALA
1	I	115	ALA

Continued on next page...

Continued from previous page...

Mol	Chain	Res	Type
1	A	101	VAL
1	A	183	LEU
1	B	101	VAL
1	B	375	ASN
1	G	183	LEU
1	I	183	LEU
1	E	101	VAL
1	G	101	VAL
1	I	101	VAL
2	D	41	PRO
2	J	41	PRO

5.3.2 Protein sidechains [i](#)

In the following table, the Percentiles column shows the percent sidechain outliers of the chain as a percentile score with respect to all X-ray entries followed by that with respect to entries of similar resolution.

The Analysed column shows the number of residues for which the sidechain conformation was analysed, and the total number of residues.

Mol	Chain	Analysed	Rotameric	Outliers	Percentiles	
1	A	326/346 (94%)	325 (100%)	1 (0%)	92	95
1	B	326/346 (94%)	324 (99%)	2 (1%)	86	91
1	E	325/346 (94%)	323 (99%)	2 (1%)	86	91
1	G	326/346 (94%)	323 (99%)	3 (1%)	78	87
1	I	325/346 (94%)	322 (99%)	3 (1%)	78	87
2	C	333/346 (96%)	330 (99%)	3 (1%)	78	87
2	D	333/346 (96%)	330 (99%)	3 (1%)	78	87
2	F	333/346 (96%)	328 (98%)	5 (2%)	65	79
2	H	333/346 (96%)	330 (99%)	3 (1%)	78	87
2	J	333/346 (96%)	328 (98%)	5 (2%)	65	79
All	All	3293/3460 (95%)	3263 (99%)	30 (1%)	78	87

All (30) residues with a non-rotameric sidechain are listed below:

Mol	Chain	Res	Type
1	A	183	LEU
1	B	183	LEU

Continued on next page...

Continued from previous page...

Mol	Chain	Res	Type
1	B	378	LEU
2	C	122	PHE
2	C	167	ARG
2	C	230	LEU
2	D	122	PHE
2	D	167	ARG
2	D	230	LEU
1	E	183	LEU
1	E	378	LEU
2	F	122	PHE
2	F	167	ARG
2	F	219	GLU
2	F	230	LEU
2	F	327	ARG
1	G	183	LEU
1	G	283	LEU
1	G	378	LEU
2	H	122	PHE
2	H	167	ARG
2	H	230	LEU
1	I	51	LEU
1	I	183	LEU
1	I	378	LEU
2	J	54	LEU
2	J	122	PHE
2	J	167	ARG
2	J	219	GLU
2	J	230	LEU

Sometimes sidechains can be flipped to improve hydrogen bonding and reduce clashes. All (43) such sidechains are listed below:

Mol	Chain	Res	Type
1	A	56	GLN
1	A	123	ASN
1	A	350	GLN
1	A	353	ASN
1	B	56	GLN
1	B	123	ASN
1	B	350	GLN
1	B	353	ASN
2	C	31	ASN
2	C	252	ASN

Continued on next page...

Continued from previous page...

Mol	Chain	Res	Type
2	C	304	GLN
2	C	317	ASN
2	D	31	ASN
2	D	252	ASN
2	D	304	GLN
2	D	317	ASN
1	E	56	GLN
1	E	123	ASN
1	E	350	GLN
1	E	353	ASN
2	F	31	ASN
2	F	172	GLN
2	F	252	ASN
2	F	304	GLN
2	F	308	GLN
2	F	317	ASN
1	G	56	GLN
1	G	123	ASN
1	G	350	GLN
1	G	353	ASN
2	H	31	ASN
2	H	252	ASN
2	H	304	GLN
2	H	317	ASN
1	I	56	GLN
1	I	123	ASN
1	I	252	ASN
1	I	350	GLN
1	I	353	ASN
2	J	31	ASN
2	J	252	ASN
2	J	304	GLN
2	J	317	ASN

5.3.3 RNA [i](#)

There are no RNA molecules in this entry.

5.4 Non-standard residues in protein, DNA, RNA chains [i](#)

There are no non-standard protein/DNA/RNA residues in this entry.

5.5 Carbohydrates [i](#)

There are no monosaccharides in this entry.

5.6 Ligand geometry [i](#)

There are no ligands in this entry.

5.7 Other polymers [i](#)

There are no such residues in this entry.

5.8 Polymer linkage issues [i](#)

There are no chain breaks in this entry.

6 Fit of model and data

6.1 Protein, DNA and RNA chains

In the following table, the column labelled ‘#RSRZ > 2’ contains the number (and percentage) of RSRZ outliers, followed by percent RSRZ outliers for the chain as percentile scores relative to all X-ray entries and entries of similar resolution. The OWAB column contains the minimum, median, 95th percentile and maximum values of the occupancy-weighted average B-factor per residue. The column labelled ‘Q < 0.9’ lists the number of (and percentage) of residues with an average occupancy less than 0.9.

Mol	Chain	Analysed	<RSRZ>	#RSRZ>2	OWAB(Å ²)	Q<0.9
1	A	371/393 (94%)	0.26	17 (4%) 32 27	92, 163, 252, 346	0
1	B	371/393 (94%)	0.21	11 (2%) 50 39	85, 155, 235, 320	0
1	E	371/393 (94%)	0.33	19 (5%) 28 24	96, 173, 256, 367	0
1	G	371/393 (94%)	0.31	19 (5%) 28 24	91, 178, 256, 340	0
1	I	371/393 (94%)	0.72	53 (14%) 2 3	134, 242, 336, 425	0
2	C	381/395 (96%)	0.13	8 (2%) 63 54	90, 152, 223, 374	0
2	D	381/395 (96%)	0.19	11 (2%) 51 41	89, 148, 215, 304	0
2	F	381/395 (96%)	0.31	16 (4%) 36 30	97, 162, 247, 387	0
2	H	381/395 (96%)	0.24	12 (3%) 49 38	100, 156, 228, 368	0
2	J	381/395 (96%)	0.50	40 (10%) 6 6	141, 232, 301, 386	0
All	All	3760/3940 (95%)	0.32	206 (5%) 25 22	85, 172, 278, 425	0

All (206) RSRZ outliers are listed below:

Mol	Chain	Res	Type	RSRZ
1	I	223	TYR	15.4
1	E	107	PRO	7.6
1	I	236	ASP	7.4
1	I	224	ILE	7.1
1	I	225	LEU	7.1
1	I	194	THR	7.0
1	I	195	ILE	6.7
1	I	237	GLY	6.2
1	I	208	LEU	6.0
2	J	284	PHE	6.0
1	A	107	PRO	5.6
1	G	222	LYS	5.4
2	H	284	PHE	5.2

Continued on next page...

Continued from previous page...

Mol	Chain	Res	Type	RSRZ
1	I	235	LEU	5.2
1	G	223	TYR	5.2
1	I	180	PRO	5.0
1	B	107	PRO	4.9
1	I	197	ILE	4.8
1	I	222	LYS	4.6
1	B	223	TYR	4.3
1	G	339	LEU	4.3
1	I	196	ILE	4.3
1	I	246	LEU	4.1
1	I	7	MET	4.0
2	F	309	MET	4.0
2	J	231	PHE	3.9
1	A	237	GLY	3.9
2	J	283	GLY	3.8
1	I	245	ILE	3.7
2	H	282	ASP	3.7
1	I	226	THR	3.7
2	F	278	SER	3.6
2	J	285	MET	3.6
1	B	180	PRO	3.5
1	I	238	ILE	3.5
2	C	284	PHE	3.5
2	J	149	THR	3.5
1	I	355	THR	3.5
1	G	107	PRO	3.5
1	I	184	LEU	3.5
2	F	148	SER	3.4
2	J	251	LEU	3.4
2	J	371	ILE	3.4
1	I	133	ILE	3.4
1	I	177	SER	3.4
2	D	270	LEU	3.4
1	E	25	LEU	3.3
2	J	340	LEU	3.3
2	J	195	VAL	3.3
1	G	119	LEU	3.3
2	J	249	ARG	3.3
1	I	339	LEU	3.2
2	J	148	SER	3.2
2	J	252	ASN	3.2
1	I	145	ILE	3.2

Continued on next page...

Continued from previous page...

Mol	Chain	Res	Type	RSRZ
2	F	348	LYS	3.1
1	G	194	THR	3.1
2	F	30	VAL	3.1
2	H	108	SER	3.1
1	G	7	MET	3.1
1	I	209	ARG	3.1
1	E	5	LEU	3.1
1	E	106	THR	3.1
1	I	106	THR	3.1
1	I	107	PRO	3.0
1	B	177	SER	3.0
1	I	99	ILE	3.0
1	A	238	ILE	3.0
1	A	106	THR	2.9
2	F	271	GLN	2.9
1	I	193	SER	2.9
2	H	340	LEU	2.9
2	J	278	SER	2.9
2	H	149	THR	2.9
1	E	44	VAL	2.9
2	D	284	PHE	2.9
2	F	382	MET	2.8
2	C	176	ASP	2.8
1	B	222	LYS	2.8
2	C	231	PHE	2.8
1	A	339	LEU	2.8
2	J	7	PHE	2.8
2	D	272	ALA	2.8
1	B	246	LEU	2.8
2	D	149	THR	2.7
1	B	7	MET	2.7
2	J	248	PHE	2.7
2	J	8	GLY	2.7
2	F	284	PHE	2.7
1	I	176	ASP	2.7
2	J	348	LYS	2.7
2	J	372	GLY	2.7
2	J	170	ILE	2.7
2	F	29	ALA	2.7
1	A	5	LEU	2.6
1	I	77	PRO	2.6
2	C	149	THR	2.6

Continued on next page...

Continued from previous page...

Mol	Chain	Res	Type	RSRZ
2	D	176	ASP	2.6
2	J	254	GLU	2.6
1	A	103	PRO	2.6
1	I	48	ILE	2.6
1	E	223	TYR	2.6
2	D	340	LEU	2.6
1	E	83	SER	2.6
1	G	37	GLU	2.6
2	F	282	ASP	2.6
1	E	361	LYS	2.6
1	I	75	LEU	2.6
2	F	5	LEU	2.6
1	G	248	PHE	2.5
2	H	281	LEU	2.5
1	G	225	LEU	2.5
1	A	209	ARG	2.5
2	J	150	GLY	2.5
2	F	270	LEU	2.5
2	J	82	SER	2.5
1	G	377	THR	2.5
1	G	103	PRO	2.5
2	F	106	GLN	2.5
1	E	46	VAL	2.4
1	I	97	PRO	2.4
1	I	143	SER	2.4
1	I	44	VAL	2.4
1	I	98	HIS	2.4
2	F	149	THR	2.4
2	H	147	ASP	2.4
1	E	225	LEU	2.4
1	I	25	LEU	2.4
2	J	382	MET	2.4
2	J	253	THR	2.4
2	J	293	TYR	2.4
1	E	7	MET	2.4
2	J	230	LEU	2.4
2	J	309	MET	2.4
1	E	248	PHE	2.4
1	I	10	ILE	2.3
2	J	225	PHE	2.4
2	H	148	SER	2.3
1	G	106	THR	2.3

Continued on next page...

Continued from previous page...

Mol	Chain	Res	Type	RSRZ
2	J	57	SER	2.3
2	H	251	LEU	2.3
1	I	8	ALA	2.3
1	E	41	LYS	2.3
2	F	252	ASN	2.3
1	A	44	VAL	2.3
1	A	10	ILE	2.3
2	C	150	GLY	2.3
2	J	81	SER	2.3
2	J	358	LEU	2.3
1	I	372	TRP	2.3
2	H	252	ASN	2.3
1	A	236	ASP	2.3
1	B	44	VAL	2.3
1	G	8	ALA	2.3
1	A	223	TYR	2.3
1	A	377	THR	2.2
2	H	176	ASP	2.2
2	J	157	LEU	2.2
1	A	220	PHE	2.2
2	J	320	LYS	2.2
2	D	81	SER	2.2
2	J	103	TRP	2.2
1	E	103	PRO	2.2
1	E	343	VAL	2.2
2	D	271	GLN	2.2
1	I	281	PRO	2.2
1	I	101	VAL	2.2
1	G	41	LYS	2.2
1	B	106	THR	2.2
1	E	235	LEU	2.2
1	G	340	THR	2.2
1	I	377	THR	2.2
1	E	8	ALA	2.2
2	D	106	GLN	2.2
2	F	47	TYR	2.2
2	J	47	TYR	2.2
2	J	368	LEU	2.2
2	D	278	SER	2.2
1	I	11	LEU	2.2
1	A	102	GLY	2.1
1	G	104	GLU	2.2

Continued on next page...

Continued from previous page...

Mol	Chain	Res	Type	RSRZ
2	C	382	MET	2.1
1	I	205	HIS	2.1
2	J	144	VAL	2.1
1	E	9	ALA	2.1
1	I	244	ASN	2.1
1	E	213	GLU	2.1
1	I	162	PHE	2.1
2	H	76	PHE	2.1
1	G	226	THR	2.1
2	J	154	LEU	2.1
1	B	143	SER	2.1
2	C	278	SER	2.1
1	I	45	GLU	2.1
1	I	192	VAL	2.1
1	A	177	SER	2.1
2	D	273	PRO	2.1
1	I	119	LEU	2.1
2	J	120	PRO	2.0
1	B	261	PHE	2.0
2	C	7	PHE	2.0
1	A	376	ARG	2.0
2	J	197	PHE	2.0
1	I	73	SER	2.0
1	G	132	ARG	2.0
1	I	204	SER	2.0

6.2 Non-standard residues in protein, DNA, RNA chains [i](#)

There are no non-standard protein/DNA/RNA residues in this entry.

6.3 Carbohydrates [i](#)

There are no monosaccharides in this entry.

6.4 Ligands [i](#)

There are no ligands in this entry.

6.5 Other polymers [i](#)

There are no such residues in this entry.