



Full wwPDB NMR Structure Validation Report ⓘ

Jun 4, 2023 – 10:50 AM EDT

PDB ID : 2NBX
BMRB ID : 25996
Title : Solution structure of the J-K region of EMCV IRES
Authors : Imai, S.; D'Souza, V.; Wagner, G.
Deposited on : 2016-03-16

This is a Full wwPDB NMR Structure Validation Report for a publicly released PDB entry.

We welcome your comments at validation@mail.wwpdb.org
A user guide is available at
<https://www.wwpdb.org/validation/2017/NMRValidationReportHelp>
with specific help available everywhere you see the ⓘ symbol.

The types of validation reports are described at
<http://www.wwpdb.org/validation/2017/FAQs#types>.

The following versions of software and data (see [references ⓘ](#)) were used in the production of this report:

MolProbity : 4.02b-467
Percentile statistics : 20191225.v01 (using entries in the PDB archive December 25th 2019)
wwPDB-RCI : v_1n_11_5_13_A (Berjanski et al., 2005)
PANAV : Wang et al. (2010)
wwPDB-ShiftChecker : v1.2
BMRB Restraints Analysis : v1.2
Ideal geometry (proteins) : Engh & Huber (2001)
Ideal geometry (DNA, RNA) : Parkinson et al. (1996)
Validation Pipeline (wwPDB-VP) : 2.33

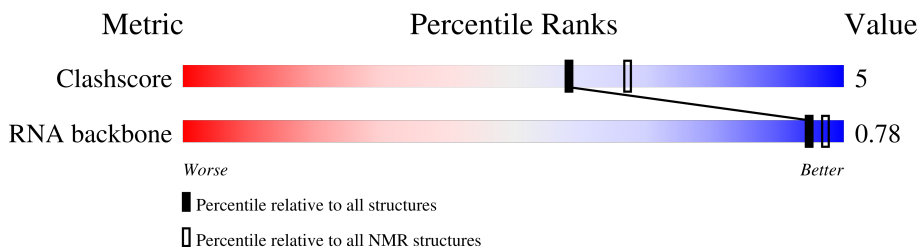
1 Overall quality at a glance

The following experimental techniques were used to determine the structure:

SOLUTION NMR

The overall completeness of chemical shifts assignment is 4%.

Percentile scores (ranging between 0-100) for global validation metrics of the entry are shown in the following graphic. The table shows the number of entries on which the scores are based.



Metric	Whole archive (#Entries)	NMR archive (#Entries)
Clashescore	158937	12864
RNA backbone	4643	676

The table below summarises the geometric issues observed across the polymeric chains and their fit to the experimental data. The red, orange, yellow and green segments indicate the fraction of residues that contain outliers for ≥ 3 , 2, 1 and 0 types of geometric quality criteria. A cyan segment indicates the fraction of residues that are not part of the well-defined cores, and a grey segment represents the fraction of residues that are not modelled. The numeric value for each fraction is indicated below the corresponding segment, with a dot representing fractions $\leq 5\%$

Mol	Chain	Length	Quality of chain
1	A	108	 31% 54% 12% .

2 Ensemble composition and analysis

This entry contains 10 models. This entry does not contain polypeptide chains, therefore identification of well-defined residues and clustering analysis are not possible. All residues are included in the validation scores.

3 Entry composition

There is only 1 type of molecule in this entry. The entry contains 3469 atoms, of which 1165 are hydrogens and 0 are deuteriums.

- Molecule 1 is a RNA chain called IRES RNA (108-MER).

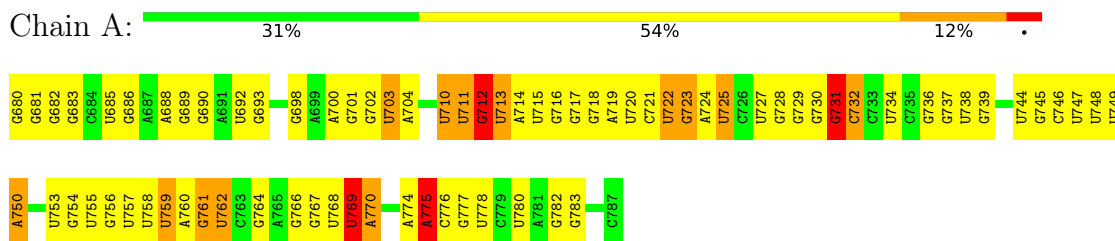
Mol	Chain	Residues	Atoms						Trace
			Total	C	H	N	O	P	
1	A	108	3469	1029	1165	411	757	107	0

4 Residue-property plots [i](#)

4.1 Average score per residue in the NMR ensemble

These plots are provided for all protein, RNA, DNA and oligosaccharide chains in the entry. The first graphic is the same as shown in the summary in section 1 of this report. The second graphic shows the sequence where residues are colour-coded according to the number of geometric quality criteria for which they contain at least one outlier: green = 0, yellow = 1, orange = 2 and red = 3 or more. Stretches of 2 or more consecutive residues without any outliers are shown as green connectors. Residues which are classified as ill-defined in the NMR ensemble, are shown in cyan with an underline colour-coded according to the previous scheme. Residues which were present in the experimental sample, but not modelled in the final structure are shown in grey.

- Molecule 1: IRES RNA (108-MER)

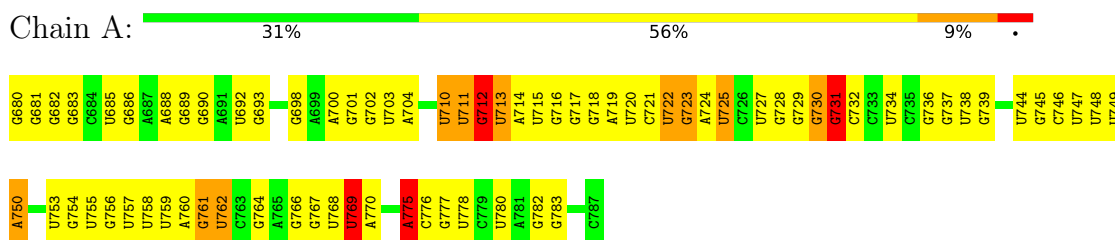


4.2 Scores per residue for each member of the ensemble

Colouring as in section 4.1 above.

4.2.1 Score per residue for model 1

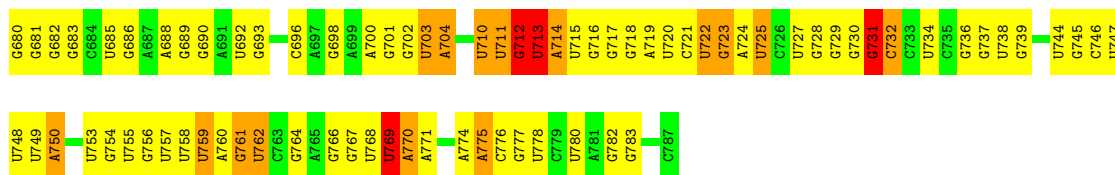
- Molecule 1: IRES RNA (108-MER)



4.2.2 Score per residue for model 2

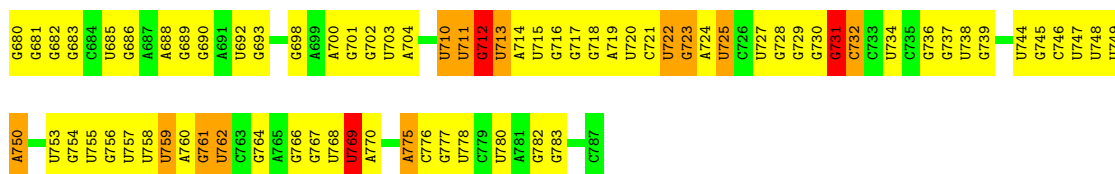
- Molecule 1: IRES RNA (108-MER)





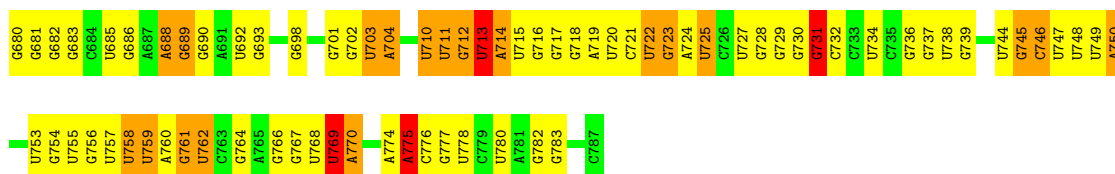
4.2.3 Score per residue for model 3

- Molecule 1: IRES RNA (108-MER)



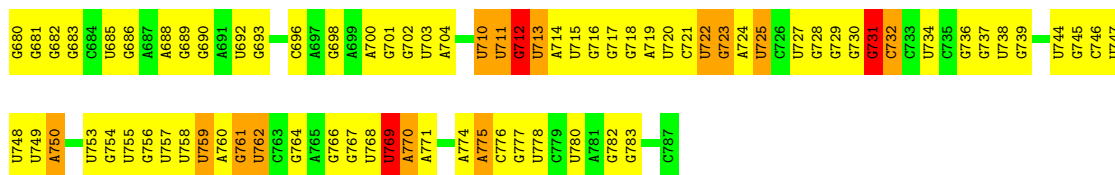
4.2.4 Score per residue for model 4

- Molecule 1: IRES RNA (108-MER)



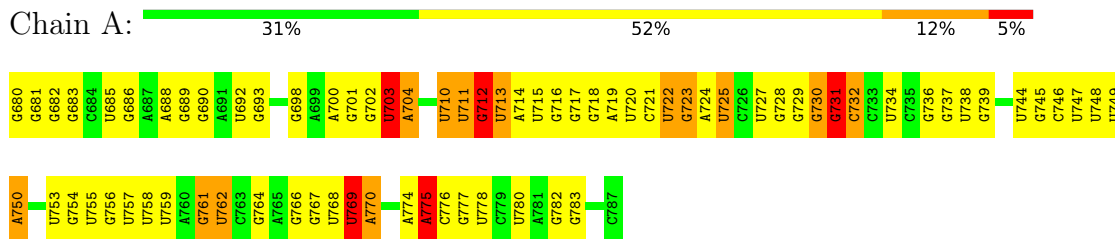
4.2.5 Score per residue for model 5

- Molecule 1: IRES RNA (108-MER)



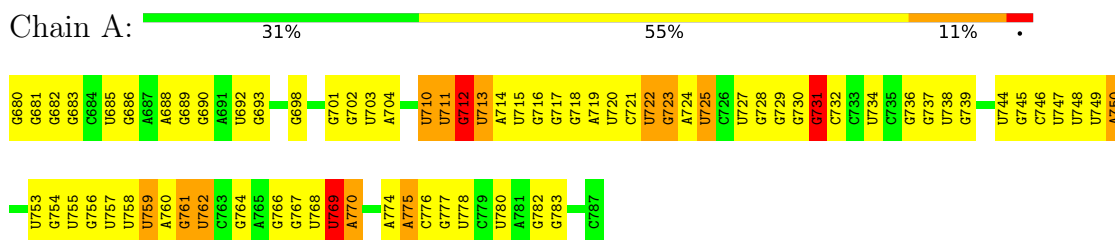
4.2.6 Score per residue for model 6

- Molecule 1: IRES RNA (108-MER)



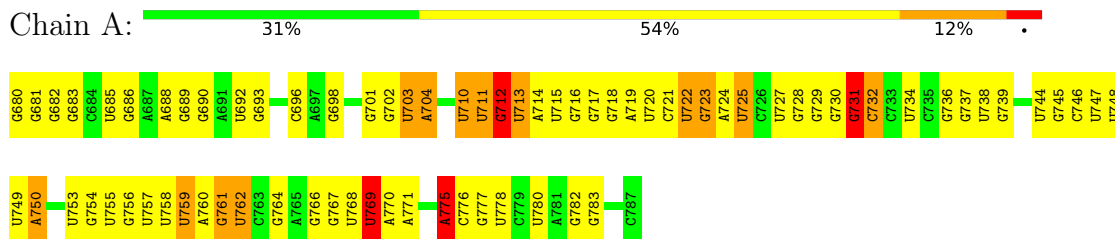
4.2.7 Score per residue for model 7

- Molecule 1: IRES RNA (108-MER)



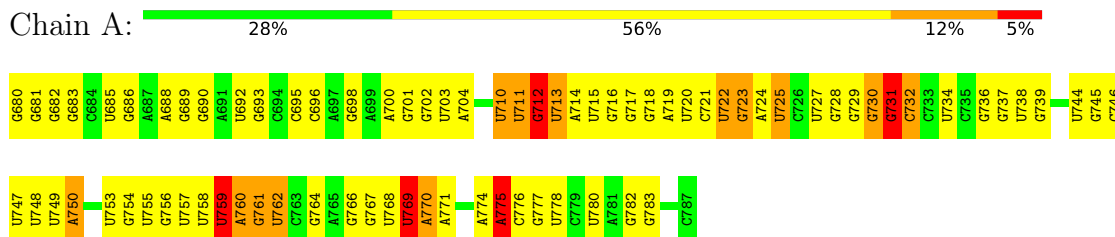
4.2.8 Score per residue for model 8

- Molecule 1: IRES RNA (108-MER)



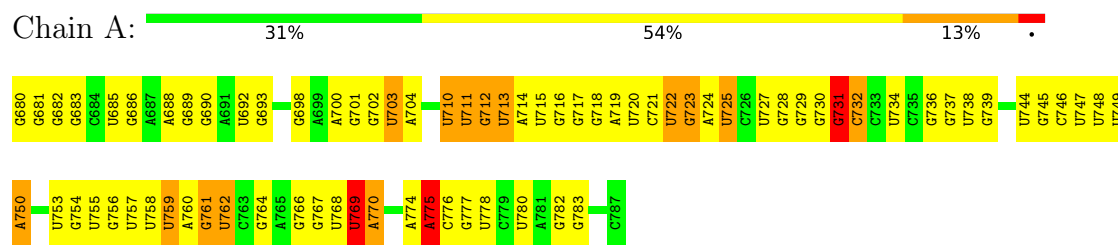
4.2.9 Score per residue for model 9

- Molecule 1: IRES RNA (108-MER)



4.2.10 Score per residue for model 10

- Molecule 1: IRES RNA (108-MER)



5 Refinement protocol and experimental data overview

The models were refined using the following method: *simulated annealing*.

Of the 1000 calculated structures, 10 were deposited, based on the following criterion: *structures with the lowest energy*.

The following table shows the software used for structure solution, optimisation and refinement.

Software name	Classification	Version
CYANA	structure solution	
X-PLOR NIH	refinement	

The following table shows chemical shift validation statistics as aggregates over all chemical shift files. Detailed validation can be found in section 7 of this report.

Chemical shift file(s)	working_cs.cif
Number of chemical shift lists	1
Total number of shifts	90
Number of shifts mapped to atoms	90
Number of unparsed shifts	0
Number of shifts with mapping errors	0
Number of shifts with mapping warnings	0
Assignment completeness (well-defined parts)	4%

6 Model quality i

6.1 Standard geometry i

The Z score for a bond length (or angle) is the number of standard deviations the observed value is removed from the expected value. A bond length (or angle) with $|Z| > 5$ is considered an outlier worth inspection. RMSZ is the (average) root-mean-square of all Z scores of the bond lengths (or angles).

Mol	Chain	Bond lengths		Bond angles	
		RMSZ	#Z>5	RMSZ	#Z>5
1	A	1.46±0.00	1±0/2576 (0.0± 0.0%)	2.38±0.00	225±1/4015 (5.6± 0.0%)
All	All	1.46	10/25760 (0.0%)	2.38	2248/40150 (5.6%)

Chiral center outliers are detected by calculating the chiral volume of a chiral center and verifying if the center is modelled as a planar moiety or with the opposite hand. A planarity outlier is detected by checking planarity of atoms in a peptide group, atoms in a mainchain group or atoms of a sidechain that are expected to be planar.

Mol	Chain	Chirality	Planarity
1	A	0.0±0.0	2.6±0.5
All	All	0	26

All unique bond outliers are listed below.

Mol	Chain	Res	Type	Atoms	Z	Observed(Å)	Ideal(Å)	Models	
								Worst	Total
1	A	750	A	N9-C4	5.71	1.41	1.37	10	10

All unique angle outliers are listed below. They are sorted according to the Z-score of the worst occurrence in the ensemble.

Mol	Chain	Res	Type	Atoms	Z	Observed(°)	Ideal(°)	Models	
								Worst	Total
1	A	680	G	C5-C6-N1	12.04	117.52	111.50	5	10
1	A	682	G	C5-C6-N1	12.03	117.52	111.50	4	10
1	A	698	G	C5-C6-N1	12.03	117.52	111.50	3	10
1	A	737	G	C5-C6-N1	12.02	117.51	111.50	8	10
1	A	729	G	C5-C6-N1	11.99	117.50	111.50	10	10
1	A	731	G	C5-C6-N1	11.99	117.50	111.50	9	10
1	A	767	G	C5-C6-N1	11.98	117.49	111.50	5	10
1	A	777	G	C5-C6-N1	11.96	117.48	111.50	5	10
1	A	717	G	C5-C6-N1	11.96	117.48	111.50	10	10
1	A	782	G	C5-C6-N1	11.95	117.48	111.50	10	10

Continued on next page...

Continued from previous page...

Mol	Chain	Res	Type	Atoms	Z	Observed(°)	Ideal(°)	Models	
								Worst	Total
1	A	766	G	C5-C6-N1	11.94	117.47	111.50	4	10
1	A	681	G	C5-C6-N1	11.94	117.47	111.50	5	10
1	A	701	G	C5-C6-N1	11.94	117.47	111.50	4	10
1	A	693	G	C5-C6-N1	11.92	117.46	111.50	4	10
1	A	728	G	C5-C6-N1	11.92	117.46	111.50	6	10
1	A	783	G	C5-C6-N1	11.91	117.46	111.50	10	10
1	A	739	G	C5-C6-N1	11.90	117.45	111.50	8	10
1	A	716	G	C5-C6-N1	11.88	117.44	111.50	9	10
1	A	718	G	C5-C6-N1	11.87	117.43	111.50	9	10
1	A	736	G	C5-C6-N1	11.86	117.43	111.50	5	10
1	A	764	G	C5-C6-N1	11.86	117.43	111.50	9	10
1	A	712	G	C5-C6-N1	11.85	117.43	111.50	8	10
1	A	745	G	C5-C6-N1	11.85	117.43	111.50	4	10
1	A	723	G	C5-C6-N1	11.85	117.42	111.50	5	10
1	A	756	G	C5-C6-N1	11.84	117.42	111.50	6	10
1	A	683	G	C5-C6-N1	11.84	117.42	111.50	6	10
1	A	690	G	C5-C6-N1	11.83	117.42	111.50	6	10
1	A	702	G	C5-C6-N1	11.83	117.42	111.50	3	10
1	A	686	G	C5-C6-N1	11.82	117.41	111.50	5	10
1	A	730	G	C5-C6-N1	11.82	117.41	111.50	5	10
1	A	754	G	C5-C6-N1	11.82	117.41	111.50	6	10
1	A	689	G	C5-C6-N1	11.81	117.41	111.50	7	10
1	A	761	G	C5-C6-N1	11.78	117.39	111.50	9	10
1	A	716	G	C6-N1-C2	-11.20	118.38	125.10	5	10
1	A	777	G	C6-N1-C2	-11.20	118.38	125.10	8	10
1	A	767	G	C6-N1-C2	-11.16	118.40	125.10	2	10
1	A	728	G	C6-N1-C2	-11.16	118.40	125.10	5	10
1	A	737	G	C6-N1-C2	-11.16	118.41	125.10	7	10
1	A	701	G	C6-N1-C2	-11.15	118.41	125.10	2	10
1	A	680	G	C6-N1-C2	-11.15	118.41	125.10	4	10
1	A	764	G	C6-N1-C2	-11.14	118.41	125.10	9	10
1	A	698	G	C6-N1-C2	-11.14	118.42	125.10	6	10
1	A	730	G	C6-N1-C2	-11.14	118.42	125.10	5	10
1	A	718	G	C6-N1-C2	-11.14	118.42	125.10	5	10
1	A	717	G	C6-N1-C2	-11.13	118.42	125.10	6	10
1	A	782	G	C6-N1-C2	-11.13	118.42	125.10	9	10
1	A	739	G	C6-N1-C2	-11.10	118.44	125.10	3	10
1	A	766	G	C6-N1-C2	-11.10	118.44	125.10	10	10
1	A	689	G	C6-N1-C2	-11.09	118.45	125.10	7	10
1	A	690	G	C6-N1-C2	-11.09	118.45	125.10	6	10
1	A	723	G	C6-N1-C2	-11.08	118.45	125.10	6	10

Continued on next page...

Continued from previous page...

Mol	Chain	Res	Type	Atoms	Z	Observed(°)	Ideal(°)	Models	
								Worst	Total
1	A	729	G	C6-N1-C2	-11.08	118.45	125.10	10	10
1	A	731	G	C6-N1-C2	-11.08	118.45	125.10	3	10
1	A	682	G	C6-N1-C2	-11.08	118.45	125.10	7	10
1	A	756	G	C6-N1-C2	-11.07	118.46	125.10	6	10
1	A	681	G	C6-N1-C2	-11.07	118.46	125.10	6	10
1	A	683	G	C6-N1-C2	-11.07	118.46	125.10	6	10
1	A	754	G	C6-N1-C2	-11.07	118.46	125.10	6	10
1	A	736	G	C6-N1-C2	-11.06	118.47	125.10	5	10
1	A	783	G	C6-N1-C2	-11.05	118.47	125.10	10	10
1	A	712	G	C6-N1-C2	-11.05	118.47	125.10	3	10
1	A	686	G	C6-N1-C2	-11.03	118.48	125.10	4	10
1	A	693	G	C6-N1-C2	-11.03	118.48	125.10	5	10
1	A	745	G	C6-N1-C2	-11.03	118.48	125.10	9	10
1	A	702	G	C6-N1-C2	-11.01	118.50	125.10	3	10
1	A	761	G	C6-N1-C2	-10.94	118.53	125.10	10	10
1	A	683	G	N1-C2-N3	8.92	129.25	123.90	6	10
1	A	777	G	N1-C2-N3	8.88	129.23	123.90	7	10
1	A	767	G	N1-C2-N3	8.87	129.22	123.90	2	10
1	A	718	G	N1-C2-N3	8.87	129.22	123.90	4	10
1	A	730	G	N1-C2-N3	8.87	129.22	123.90	5	10
1	A	701	G	N1-C2-N3	8.84	129.20	123.90	3	10
1	A	782	G	N1-C2-N3	8.83	129.20	123.90	3	10
1	A	723	G	N1-C2-N3	8.82	129.19	123.90	3	10
1	A	690	G	N1-C2-N3	8.82	129.19	123.90	6	10
1	A	689	G	N1-C2-N3	8.81	129.19	123.90	9	10
1	A	681	G	N1-C2-N3	8.81	129.19	123.90	4	10
1	A	764	G	N1-C2-N3	8.81	129.19	123.90	9	10
1	A	686	G	N1-C2-N3	8.81	129.19	123.90	5	10
1	A	698	G	N1-C2-N3	8.81	129.19	123.90	2	10
1	A	736	G	N1-C2-N3	8.81	129.19	123.90	5	10
1	A	712	G	N1-C2-N3	8.81	129.18	123.90	7	10
1	A	717	G	N1-C2-N3	8.80	129.18	123.90	6	10
1	A	737	G	N1-C2-N3	8.80	129.18	123.90	7	10
1	A	716	G	N1-C2-N3	8.80	129.18	123.90	10	10
1	A	745	G	N1-C2-N3	8.77	129.16	123.90	8	10
1	A	731	G	N1-C2-N3	8.76	129.16	123.90	3	10
1	A	766	G	N1-C2-N3	8.75	129.15	123.90	9	10
1	A	756	G	N1-C2-N3	8.74	129.14	123.90	1	10
1	A	754	G	N1-C2-N3	8.74	129.14	123.90	6	10
1	A	702	G	N1-C2-N3	8.72	129.13	123.90	2	10
1	A	761	G	N1-C2-N3	8.72	129.13	123.90	5	10

Continued on next page...

Continued from previous page...

Mol	Chain	Res	Type	Atoms	Z	Observed(°)	Ideal(°)	Models	
								Worst	Total
1	A	693	G	N1-C2-N3	8.72	129.13	123.90	5	10
1	A	728	G	N1-C2-N3	8.71	129.13	123.90	5	10
1	A	783	G	N1-C2-N3	8.70	129.12	123.90	2	10
1	A	729	G	N1-C2-N3	8.68	129.11	123.90	2	10
1	A	739	G	N1-C2-N3	8.68	129.11	123.90	3	10
1	A	680	G	N1-C2-N3	8.68	129.11	123.90	4	10
1	A	682	G	N1-C2-N3	8.63	129.08	123.90	9	10
1	A	750	A	N9-C4-C5	-7.15	102.94	105.80	9	10
1	A	731	G	C1'-O4'-C4'	-6.18	104.96	109.90	1	8
1	A	759	U	C1'-O4'-C4'	-5.96	105.14	109.90	9	10
1	A	769	U	C2-N3-C4	-5.89	123.47	127.00	6	10
1	A	746	C	O4'-C1'-N1	5.88	112.91	108.20	4	10
1	A	748	U	C2-N3-C4	-5.88	123.47	127.00	4	10
1	A	753	U	C2-N3-C4	-5.84	123.50	127.00	1	10
1	A	744	U	C2-N3-C4	-5.84	123.50	127.00	1	10
1	A	722	U	C2-N3-C4	-5.83	123.50	127.00	2	10
1	A	703	U	C2-N3-C4	-5.82	123.51	127.00	9	10
1	A	749	U	C2-N3-C4	-5.81	123.52	127.00	4	10
1	A	725	U	C2-N3-C4	-5.80	123.52	127.00	10	10
1	A	727	U	C2-N3-C4	-5.79	123.53	127.00	5	10
1	A	732	C	C1'-O4'-C4'	-5.78	105.27	109.90	6	5
1	A	778	U	C2-N3-C4	-5.78	123.53	127.00	2	10
1	A	720	U	C2-N3-C4	-5.78	123.53	127.00	4	10
1	A	711	U	C2-N3-C4	-5.77	123.54	127.00	2	10
1	A	758	U	C2-N3-C4	-5.76	123.54	127.00	2	10
1	A	692	U	C2-N3-C4	-5.75	123.55	127.00	1	10
1	A	685	U	C2-N3-C4	-5.74	123.55	127.00	6	10
1	A	768	U	C2-N3-C4	-5.74	123.55	127.00	5	10
1	A	710	U	C2-N3-C4	-5.74	123.56	127.00	1	10
1	A	755	U	C2-N3-C4	-5.73	123.56	127.00	3	10
1	A	747	U	C2-N3-C4	-5.72	123.57	127.00	10	10
1	A	780	U	C2-N3-C4	-5.72	123.57	127.00	7	10
1	A	738	U	C2-N3-C4	-5.72	123.57	127.00	9	10
1	A	713	U	C2-N3-C4	-5.71	123.57	127.00	10	10
1	A	757	U	C2-N3-C4	-5.71	123.57	127.00	5	10
1	A	715	U	C2-N3-C4	-5.71	123.58	127.00	5	10
1	A	734	U	C2-N3-C4	-5.70	123.58	127.00	9	10
1	A	759	U	C2-N3-C4	-5.70	123.58	127.00	4	10
1	A	762	U	C2-N3-C4	-5.68	123.59	127.00	9	10
1	A	716	G	N1-C2-N2	-5.58	111.17	116.20	4	10
1	A	777	G	N1-C2-N2	-5.56	111.20	116.20	8	10

Continued on next page...

Continued from previous page...

Mol	Chain	Res	Type	Atoms	Z	Observed(°)	Ideal(°)	Models	
								Worst	Total
1	A	690	G	N1-C2-N2	-5.54	111.21	116.20	6	10
1	A	723	G	N1-C2-N2	-5.54	111.21	116.20	3	10
1	A	718	G	N1-C2-N2	-5.53	111.22	116.20	7	10
1	A	754	G	N1-C2-N2	-5.53	111.22	116.20	6	10
1	A	729	G	C5-C6-O6	-5.53	125.28	128.60	6	10
1	A	701	G	N1-C2-N2	-5.53	111.23	116.20	2	10
1	A	712	G	N1-C2-N2	-5.53	111.23	116.20	3	10
1	A	782	G	N1-C2-N2	-5.52	111.23	116.20	3	10
1	A	686	G	N1-C2-N2	-5.51	111.24	116.20	5	10
1	A	693	G	N1-C2-N2	-5.51	111.24	116.20	5	10
1	A	730	G	N1-C2-N2	-5.51	111.24	116.20	5	10
1	A	767	G	N1-C2-N2	-5.51	111.24	116.20	2	10
1	A	737	G	N1-C2-N2	-5.51	111.24	116.20	7	10
1	A	681	G	N1-C2-N2	-5.50	111.25	116.20	10	10
1	A	728	G	N1-C2-N2	-5.50	111.25	116.20	1	10
1	A	756	G	N1-C2-N2	-5.50	111.25	116.20	6	10
1	A	736	G	N1-C2-N2	-5.50	111.25	116.20	3	10
1	A	764	G	N1-C2-N2	-5.50	111.25	116.20	6	10
1	A	766	G	C5-C6-O6	-5.50	125.30	128.60	3	10
1	A	698	G	N1-C2-N2	-5.50	111.25	116.20	2	10
1	A	681	G	C5-C6-O6	-5.49	125.30	128.60	5	10
1	A	682	G	N1-C2-N2	-5.49	111.26	116.20	7	10
1	A	698	G	C5-C6-O6	-5.49	125.31	128.60	3	10
1	A	745	G	N1-C2-N2	-5.48	111.27	116.20	10	10
1	A	683	G	N1-C2-N2	-5.48	111.27	116.20	8	10
1	A	754	G	C5-C6-O6	-5.48	125.31	128.60	6	10
1	A	736	G	C5-C6-O6	-5.47	125.32	128.60	5	10
1	A	739	G	N1-C2-N2	-5.47	111.28	116.20	6	10
1	A	756	G	C5-C6-O6	-5.47	125.32	128.60	3	10
1	A	682	G	C5-C6-O6	-5.46	125.32	128.60	8	10
1	A	689	G	N1-C2-N2	-5.46	111.28	116.20	4	10
1	A	731	G	N1-C2-N2	-5.46	111.29	116.20	3	10
1	A	783	G	N1-C2-N2	-5.46	111.29	116.20	2	10
1	A	761	G	N1-C2-N2	-5.46	111.29	116.20	2	10
1	A	766	G	N1-C2-N2	-5.46	111.29	116.20	2	10
1	A	712	G	C5-C6-O6	-5.45	125.33	128.60	8	10
1	A	723	G	C5-C6-O6	-5.45	125.33	128.60	10	10
1	A	783	G	C5-C6-O6	-5.45	125.33	128.60	10	10
1	A	729	G	N1-C2-N2	-5.45	111.30	116.20	10	10
1	A	686	G	C5-C6-O6	-5.45	125.33	128.60	10	10
1	A	680	G	C5-C6-O6	-5.45	125.33	128.60	8	10

Continued on next page...

Continued from previous page...

Mol	Chain	Res	Type	Atoms	Z	Observed(°)	Ideal(°)	Models	
								Worst	Total
1	A	717	G	N1-C2-N2	-5.45	111.30	116.20	4	10
1	A	680	G	N1-C2-N2	-5.44	111.30	116.20	5	10
1	A	683	G	C5-C6-O6	-5.43	125.34	128.60	6	10
1	A	702	G	N1-C2-N2	-5.43	111.31	116.20	7	10
1	A	731	G	C5-C6-O6	-5.43	125.34	128.60	5	10
1	A	711	U	O4'-C1'-N1	5.43	112.55	108.20	10	3
1	A	737	G	C5-C6-O6	-5.43	125.34	128.60	8	10
1	A	693	G	C5-C6-O6	-5.43	125.34	128.60	6	10
1	A	777	G	C5-C6-O6	-5.42	125.34	128.60	9	10
1	A	739	G	C5-C6-O6	-5.42	125.35	128.60	8	10
1	A	728	G	C5-C6-O6	-5.42	125.35	128.60	10	10
1	A	767	G	C5-C6-O6	-5.41	125.35	128.60	10	10
1	A	716	G	C5-C6-O6	-5.41	125.35	128.60	6	10
1	A	701	G	C5-C6-O6	-5.41	125.36	128.60	4	10
1	A	730	G	C5-C6-O6	-5.39	125.37	128.60	4	10
1	A	782	G	C5-C6-O6	-5.38	125.37	128.60	9	10
1	A	764	G	C5-C6-O6	-5.38	125.37	128.60	9	10
1	A	690	G	C5-C6-O6	-5.37	125.38	128.60	5	10
1	A	761	G	C5-C6-O6	-5.36	125.38	128.60	7	10
1	A	745	G	C5-C6-O6	-5.36	125.39	128.60	6	10
1	A	717	G	C5-C6-O6	-5.35	125.39	128.60	8	10
1	A	718	G	C5-C6-O6	-5.34	125.40	128.60	8	10
1	A	703	U	N3-C4-C5	5.33	117.80	114.60	8	10
1	A	769	U	N3-C4-C5	5.33	117.80	114.60	7	10
1	A	689	G	C5-C6-O6	-5.33	125.40	128.60	3	10
1	A	727	U	N3-C4-C5	5.33	117.80	114.60	5	9
1	A	744	U	N3-C4-C5	5.33	117.80	114.60	1	10
1	A	749	U	N3-C4-C5	5.32	117.79	114.60	8	10
1	A	702	G	C5-C6-O6	-5.31	125.42	128.60	8	10
1	A	778	U	N3-C4-C5	5.31	117.78	114.60	3	10
1	A	715	U	N3-C4-C5	5.29	117.78	114.60	9	10
1	A	711	U	N3-C4-C5	5.29	117.78	114.60	2	10
1	A	692	U	N3-C4-C5	5.29	117.77	114.60	7	10
1	A	757	U	N3-C4-C5	5.28	117.77	114.60	6	10
1	A	780	U	N3-C4-C5	5.28	117.77	114.60	7	10
1	A	748	U	N3-C4-C5	5.28	117.77	114.60	8	10
1	A	768	U	N3-C4-C5	5.28	117.77	114.60	6	10
1	A	722	U	N3-C4-C5	5.27	117.76	114.60	2	10
1	A	747	U	N3-C4-C5	5.27	117.76	114.60	10	10
1	A	734	U	N3-C4-C5	5.27	117.76	114.60	9	10
1	A	759	U	N3-C4-C5	5.27	117.76	114.60	8	10

Continued on next page...

Continued from previous page...

Mol	Chain	Res	Type	Atoms	Z	Observed(°)	Ideal(°)	Models	
								Worst	Total
1	A	753	U	N3-C4-C5	5.26	117.76	114.60	10	10
1	A	710	U	N3-C4-C5	5.26	117.76	114.60	10	10
1	A	755	U	N3-C4-C5	5.25	117.75	114.60	10	10
1	A	720	U	N3-C4-C5	5.25	117.75	114.60	8	10
1	A	713	U	N3-C4-C5	5.25	117.75	114.60	10	10
1	A	725	U	N3-C4-C5	5.24	117.74	114.60	3	10
1	A	738	U	N3-C4-C5	5.24	117.74	114.60	4	10
1	A	762	U	N3-C4-C5	5.22	117.73	114.60	8	10
1	A	758	U	N3-C4-C5	5.22	117.73	114.60	6	10
1	A	685	U	N3-C4-C5	5.17	117.70	114.60	2	10
1	A	732	C	O4'-C1'-N1	5.14	112.32	108.20	8	1
1	A	683	G	C2-N3-C4	-5.07	109.37	111.90	6	5
1	A	698	G	C2-N3-C4	-5.05	109.38	111.90	9	1
1	A	766	G	C2-N3-C4	-5.04	109.38	111.90	4	1
1	A	690	G	C2-N3-C4	-5.04	109.38	111.90	7	1
1	A	701	G	C2-N3-C4	-5.03	109.38	111.90	4	1
1	A	718	G	C2-N3-C4	-5.03	109.38	111.90	4	1
1	A	775	A	C3'-C2'-C1'	-5.02	97.49	101.50	6	1
1	A	731	G	O4'-C1'-N9	5.01	112.21	108.20	6	1

There are no chirality outliers.

All unique planar outliers are listed below. They are sorted by the frequency of occurrence in the ensemble.

Mol	Chain	Res	Type	Group	Models (Total)
1	A	719	A	Sidechain	10
1	A	775	A	Sidechain	10
1	A	769	U	Sidechain	6

6.2 Too-close contacts

In the following table, the Non-H and H(model) columns list the number of non-hydrogen atoms and hydrogen atoms in each chain respectively. The H(added) column lists the number of hydrogen atoms added and optimized by MolProbity. The Clashes column lists the number of clashes averaged over the ensemble.

Mol	Chain	Non-H	H(model)	H(added)	Clashes
1	A	2304	1165	1163	17±2
All	All	23040	11650	11630	171

The all-atom clashscore is defined as the number of clashes found per 1000 atoms (including hydrogen atoms). The all-atom clashscore for this structure is 5.

All unique clashes are listed below, sorted by their clash magnitude.

Atom-1	Atom-2	Clash(Å)	Distance(Å)	Models	
				Worst	Total
1:A:730:G:O3'	1:A:775:A:OP1	0.60	2.20	9	2
1:A:761:G:C6	1:A:762:U:C4	0.58	2.91	2	9
1:A:731:G:N2	1:A:775:A:O2'	0.56	2.39	10	8
1:A:711:U:H2'	1:A:712:G:O4'	0.56	2.00	9	10
1:A:770:A:O2'	1:A:774:A:N6	0.55	2.40	6	7
1:A:710:U:H2'	1:A:711:U:O4'	0.54	2.02	7	10
1:A:721:C:C4	1:A:722:U:C4	0.50	3.00	10	10
1:A:731:G:C8	1:A:732:C:C5	0.50	3.00	10	6
1:A:769:U:O2	1:A:769:U:O4'	0.48	2.31	1	10
1:A:722:U:H2'	1:A:723:G:C8	0.48	2.44	5	10
1:A:761:G:C6	1:A:762:U:C5	0.48	3.02	8	8
1:A:703:U:O2'	1:A:704:A:P	0.48	2.72	6	1
1:A:724:A:C6	1:A:725:U:C4	0.46	3.03	7	9
1:A:724:A:C2	1:A:725:U:C2	0.45	3.04	1	9
1:A:760:A:N7	1:A:761:G:C6	0.45	2.85	7	9
1:A:713:U:H5''	1:A:714:A:O4'	0.45	2.12	4	1
1:A:700:A:C2	1:A:724:A:N1	0.45	2.85	6	7
1:A:731:G:O2'	1:A:732:C:P	0.45	2.75	10	10
1:A:703:U:H5''	1:A:704:A:H5'	0.44	1.89	8	3
1:A:760:A:C8	1:A:761:G:C6	0.44	3.06	3	6
1:A:761:G:C5	1:A:762:U:C5	0.43	3.05	6	1
1:A:759:U:H4'	1:A:760:A:C8	0.43	2.48	9	1
1:A:759:U:O2'	1:A:761:G:C6	0.43	2.72	5	7
1:A:760:A:N7	1:A:761:G:C5	0.43	2.87	9	3
1:A:758:U:H2'	1:A:759:U:O4'	0.43	2.13	4	1
1:A:696:C:O2'	1:A:771:A:N6	0.42	2.53	9	4
1:A:713:U:C5'	1:A:714:A:O4'	0.42	2.67	2	1
1:A:688:A:H2'	1:A:689:G:O4'	0.42	2.14	4	1
1:A:761:G:N1	1:A:762:U:C5	0.42	2.88	8	2
1:A:745:G:H2'	1:A:746:C:O4'	0.42	2.15	4	1
1:A:731:G:H4'	1:A:775:A:OP2	0.41	2.16	1	1
1:A:761:G:H2'	1:A:762:U:O4'	0.40	2.15	6	1
1:A:730:G:O3'	1:A:775:A:O5'	0.40	2.39	1	1
1:A:695:C:O2'	1:A:770:A:N6	0.40	2.44	9	1

6.3 Torsion angles [i](#)

6.3.1 Protein backbone [i](#)

There are no protein molecules in this entry.

6.3.2 Protein sidechains [i](#)

There are no protein molecules in this entry.

6.3.3 RNA [i](#)

Mol	Chain	Analysed	Backbone Outliers	Pucker Outliers	Suiteness
1	A	107/108 (99%)	11±1 (10±1%)	2±1 (2±1%)	0.78±0.01
All	All	1070/1080 (99%)	107 (10%)	21 (2%)	0.78

The overall RNA backbone suiteness is 0.78.

All unique RNA backbone outliers are listed below:

Mol	Chain	Res	Type	Models (Total)
1	A	688	A	10
1	A	704	A	10
1	A	713	U	10
1	A	714	A	10
1	A	731	G	10
1	A	750	A	10
1	A	769	U	10
1	A	770	A	10
1	A	776	C	10
1	A	712	G	8
1	A	775	A	7
1	A	732	C	1
1	A	760	A	1

All unique RNA pucker outliers are listed below:

Mol	Chain	Res	Type	Models (Total)
1	A	769	U	10
1	A	731	G	8
1	A	703	U	2
1	A	759	U	1

6.4 Non-standard residues in protein, DNA, RNA chains [i](#)

There are no non-standard protein/DNA/RNA residues in this entry.

6.5 Carbohydrates [i](#)

There are no monosaccharides in this entry.

6.6 Ligand geometry [i](#)

There are no ligands in this entry.

6.7 Other polymers [i](#)

There are no such molecules in this entry.

6.8 Polymer linkage issues [i](#)

There are no chain breaks in this entry.

7 Chemical shift validation i

The completeness of assignment taking into account all chemical shift lists is 4% for the well-defined parts and 4% for the entire structure.

7.1 Chemical shift list 1

File name: working_cs.cif

Chemical shift list name: *assigned_chem_shift_list_1*

7.1.1 Bookkeeping i

The following table shows the results of parsing the chemical shift list and reports the number of nuclei with statistically unusual chemical shifts.

Total number of shifts	90
Number of shifts mapped to atoms	90
Number of unparsed shifts	0
Number of shifts with mapping errors	0
Number of shifts with mapping warnings	0
Number of shift outliers (ShiftChecker)	0

7.1.2 Chemical shift referencing i

No chemical shift referencing corrections were calculated (not enough data).

7.1.3 Completeness of resonance assignments i

The following table shows the completeness of the chemical shift assignments for the well-defined regions of the structure. The overall completeness is 4%, i.e. 90 atoms were assigned a chemical shift out of a possible 2033. 0 out of 0 assigned methyl groups (LEU and VAL) were assigned stereospecifically.

	Total	¹ H	¹³ C	¹⁵ N
Sugar	45/1188 (4%)	45/648 (7%)	0/540 (0%)	0/0 (—%)
Base	45/845 (5%)	45/519 (9%)	0/183 (0%)	0/143 (0%)
Overall	90/2033 (4%)	90/1167 (8%)	0/723 (0%)	0/143 (0%)

The following table shows the completeness of the chemical shift assignments for the full structure. The overall completeness is 4%, i.e. 90 atoms were assigned a chemical shift out of a possible 2033. 0 out of 0 assigned methyl groups (LEU and VAL) were assigned stereospecifically.

	Total	¹H	¹³C	¹⁵N
Sugar	45/1188 (4%)	45/648 (7%)	0/540 (0%)	0/0 (—%)
Base	45/845 (5%)	45/519 (9%)	0/183 (0%)	0/143 (0%)
Overall	90/2033 (4%)	90/1167 (8%)	0/723 (0%)	0/143 (0%)

7.1.4 Statistically unusual chemical shifts [i](#)

There are no statistically unusual chemical shifts.

7.1.5 Random Coil Index (RCI) plots [i](#)

No *random coil index*(RCI) plot could be generated from the current chemical shift list. RCI is only applicable to proteins

8 NMR restraints analysis

8.1 Conformationally restricting restraints

The following table provides the summary of experimentally observed NMR restraints in different categories. Restraints are classified into different categories based on the sequence separation of the atoms involved.

Description	Value
Total distance restraints	1129
Intra-residue ($ i-j =0$)	471
Sequential ($ i-j =1$)	329
Medium range ($ i-j >1$ and $ i-j <5$)	19
Long range ($ i-j \geq 5$)	310
Inter-chain	0
Hydrogen bond restraints	0
Disulfide bond restraints	0
Total dihedral-angle restraints	573
Number of unmapped restraints	0
Number of restraints per residue	15.8
Number of long range restraints per residue ¹	2.9

¹Long range hydrogen bonds and disulfide bonds are counted as long range restraints while calculating the number of long range restraints per residue

8.2 Residual restraint violations

This section provides the overview of the restraint violations analysis. The violations are binned as small, medium and large violations based on its absolute value. Average number of violations per model is calculated by dividing the total number of violations in each bin by the size of the ensemble.

8.2.1 Average number of distance violations per model

Distance violations less than 0.1 Å are not included in the calculation.

Bins (Å)	Average number of violations per model	Max (Å)
0.1-0.2 (Small)	52.0	0.2
0.2-0.5 (Medium)	50.7	0.5
>0.5 (Large)	9.6	6.38

8.2.2 Average number of dihedral-angle violations per model [i](#)

Dihedral-angle violations less than 1° are not included in the calculation.

Bins (°)	Average number of violations per model	Max (°)
1.0-10.0 (Small)	2.8	9.9
10.0-20.0 (Medium)	2.1	18.3
>20.0 (Large)	2.0	78.9

9 Distance violation analysis

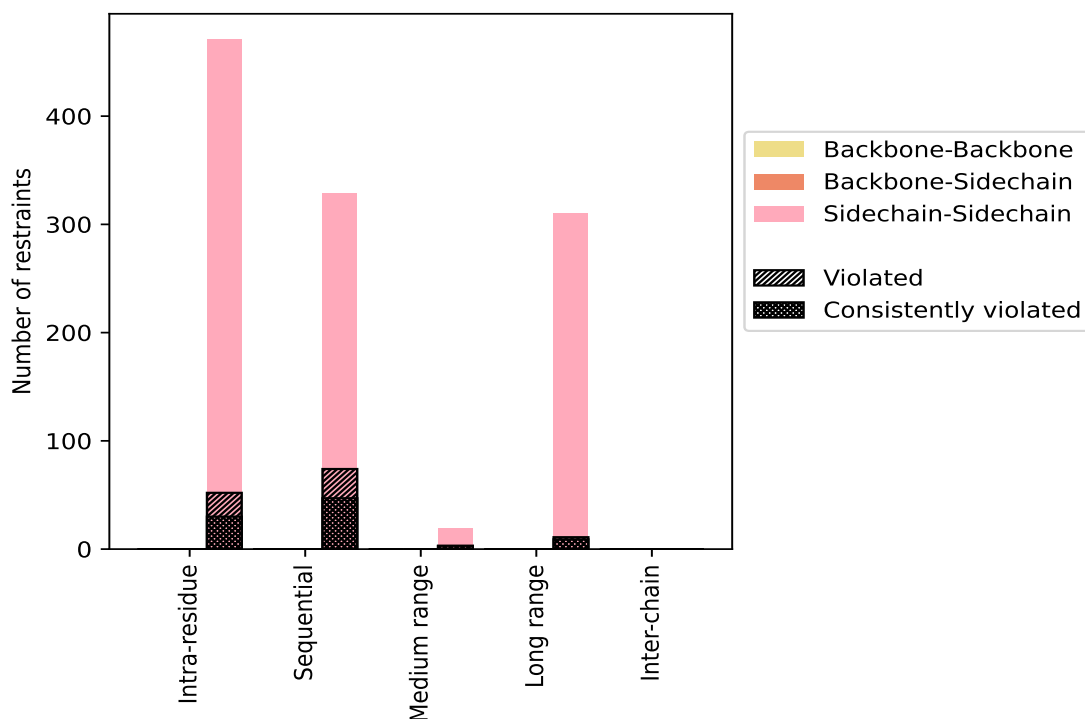
9.1 Summary of distance violations

The following table shows the summary of distance violations in different restraint categories based on the sequence separation of the atoms involved. Each category is further sub-divided into three sub-categories based on the atoms involved. Violations less than 0.1 Å are not included in the statistics.

Restrains type	Count	% ¹	Violated ³			Consistently Violated ⁴		
			Count	% ²	% ¹	Count	% ²	% ¹
Intra-residue ($i-j =0$)	471	41.7	52	11.0	4.6	30	6.4	2.7
Backbone-Backbone	0	0.0	0	0.0	0.0	0	0.0	0.0
Backbone-Sidechain	0	0.0	0	0.0	0.0	0	0.0	0.0
Sidechain-Sidechain	471	41.7	52	11.0	4.6	30	6.4	2.7
Sequential ($i-j =1$)	329	29.1	74	22.5	6.6	47	14.3	4.2
Backbone-Backbone	0	0.0	0	0.0	0.0	0	0.0	0.0
Backbone-Sidechain	0	0.0	0	0.0	0.0	0	0.0	0.0
Sidechain-Sidechain	329	29.1	74	22.5	6.6	47	14.3	4.2
Medium range ($i-j >1$ & $i-j <5$)	19	1.7	3	15.8	0.3	3	15.8	0.3
Backbone-Backbone	0	0.0	0	0.0	0.0	0	0.0	0.0
Backbone-Sidechain	0	0.0	0	0.0	0.0	0	0.0	0.0
Sidechain-Sidechain	19	1.7	3	15.8	0.3	3	15.8	0.3
Long range ($i-j \geq 5$)	310	27.5	11	3.5	1.0	9	2.9	0.8
Backbone-Backbone	0	0.0	0	0.0	0.0	0	0.0	0.0
Backbone-Sidechain	0	0.0	0	0.0	0.0	0	0.0	0.0
Sidechain-Sidechain	310	27.5	11	3.5	1.0	9	2.9	0.8
Inter-chain	0	0.0	0	0.0	0.0	0	0.0	0.0
Backbone-Backbone	0	0.0	0	0.0	0.0	0	0.0	0.0
Backbone-Sidechain	0	0.0	0	0.0	0.0	0	0.0	0.0
Sidechain-Sidechain	0	0.0	0	0.0	0.0	0	0.0	0.0
Hydrogen bond	0	0.0	0	0.0	0.0	0	0.0	0.0
Disulfide bond	0	0.0	0	0.0	0.0	0	0.0	0.0
Total	1129	100.0	140	12.4	12.4	89	7.9	7.9
Backbone-Backbone	0	0.0	0	0.0	0.0	0	0.0	0.0
Backbone-Sidechain	0	0.0	0	0.0	0.0	0	0.0	0.0
Sidechain-Sidechain	1129	100.0	140	12.4	12.4	89	7.9	7.9

¹ percentage calculated with respect to the total number of distance restraints, ² percentage calculated with respect to the number of restraints in a particular restraint category, ³ violated in at least one model, ⁴ violated in all the models

9.1.1 Bar chart : Distribution of distance restraints and violations [i](#)



Violated and consistently violated restraints are shown using different hatch patterns in their respective categories. The hydrogen bonds and disulfid bonds are counted in their appropriate category on the x-axis

9.2 Distance violation statistics for each model [i](#)

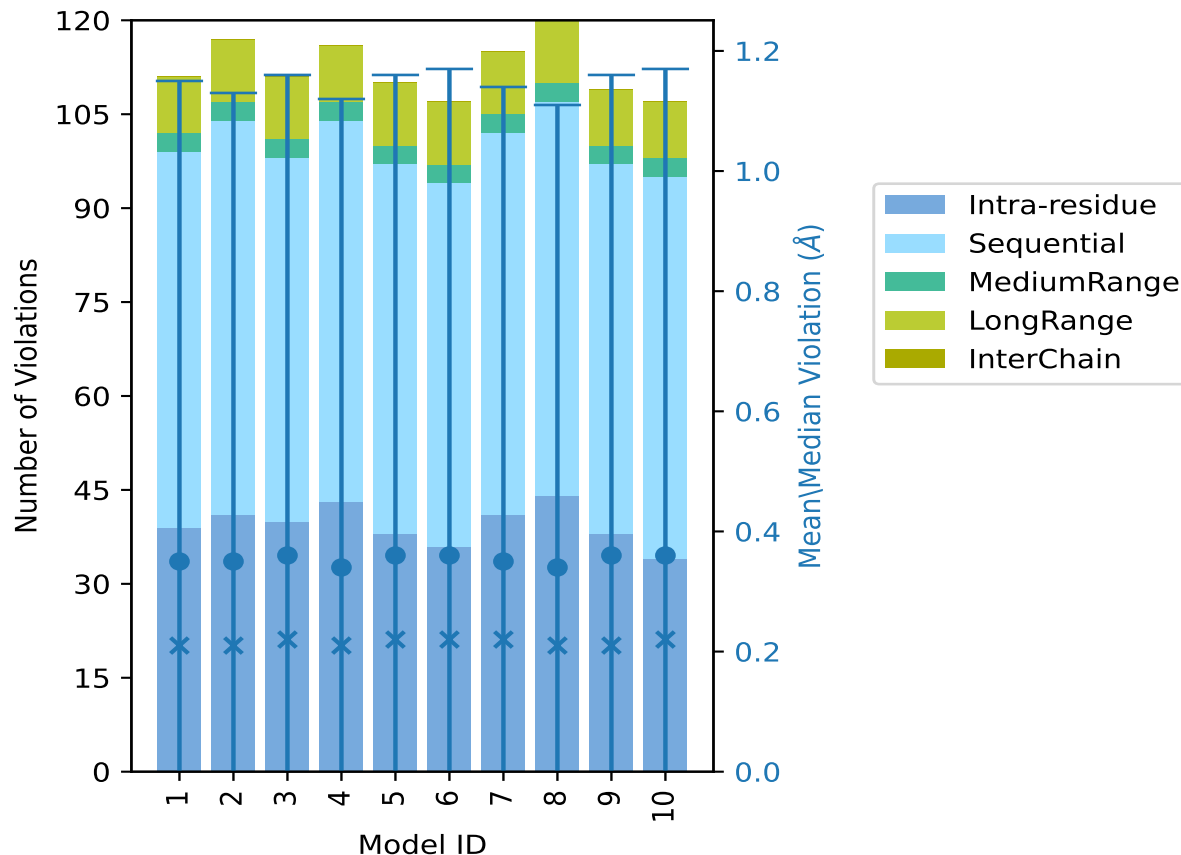
The following table provides the distance violation statistics for each model in the ensemble. Violations less than 0.1 Å are not included in the statistics.

Model ID	Number of violations						Mean (Å)	Max (Å)	SD ⁶ (Å)	Median (Å)
	IR ¹	SQ ²	MR ³	LR ⁴	IC ⁵	Total				
1	39	60	3	9	0	111	0.35	6.34	0.8	0.21
2	41	63	3	10	0	117	0.35	6.34	0.78	0.21
3	40	58	3	10	0	111	0.36	6.36	0.8	0.22
4	43	61	3	9	0	116	0.34	6.37	0.78	0.21
5	38	59	3	10	0	110	0.36	6.36	0.8	0.22
6	36	58	3	10	0	107	0.36	6.37	0.81	0.22
7	41	61	3	10	0	115	0.35	6.34	0.79	0.22
8	44	63	3	10	0	120	0.34	6.35	0.77	0.21
9	38	59	3	9	0	109	0.36	6.37	0.8	0.21
10	34	61	3	9	0	107	0.36	6.38	0.81	0.22

¹Intra-residue restraints, ²Sequential restraints, ³Medium range restraints, ⁴Long range restraints,

⁵Inter-chain restraints, ⁶Standard deviation

9.2.1 Bar graph : Distance Violation statistics for each model [i](#)



The mean(dot),median(x) and the standard deviation are shown in blue with respect to the y axis on the right

9.3 Distance violation statistics for the ensemble [i](#)

Violation analysis may find that some restraints are violated in few models and some are violated in most of models. The following table provides this information as number of violated restraints for a given fraction of the ensemble. In total, 989(IR:419, SQ:255, MR:16, LR:299, IC:0) restraints are not violated in the ensemble.

Number of violated restraints						Fraction of the ensemble	
IR ¹	SQ ²	MR ³	LR ⁴	IC ⁵	Total	Count ⁶	%
4	6	0	1	0	11	1	10.0
4	4	0	0	0	8	2	20.0
2	2	0	0	0	4	3	30.0
2	1	0	0	0	3	4	40.0

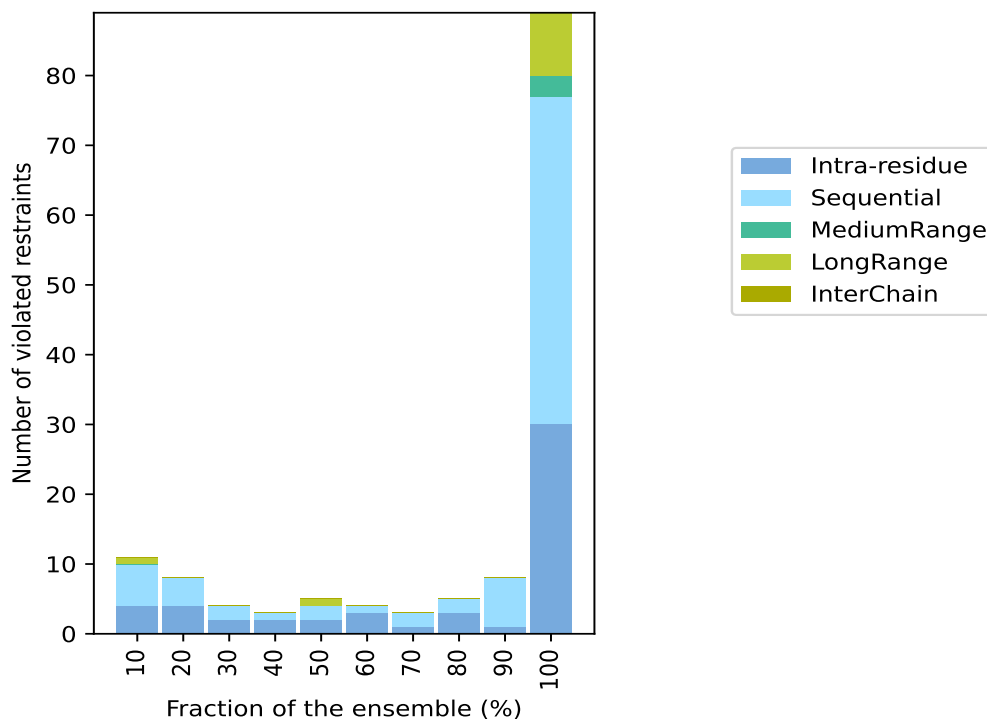
Continued on next page...

Continued from previous page...

Number of violated restraints						Fraction of the ensemble	
IR ¹	SQ ²	MR ³	LR ⁴	IC ⁵	Total	Count ⁶	%
2	2	0	1	0	5	5	50.0
3	1	0	0	0	4	6	60.0
1	2	0	0	0	3	7	70.0
3	2	0	0	0	5	8	80.0
1	7	0	0	0	8	9	90.0
30	47	3	9	0	89	10	100.0

¹Intra-residue restraints, ²Sequential restraints, ³Medium range restraints, ⁴Long range restraints, ⁵Inter-chain restraints, ⁶ Number of models with violations

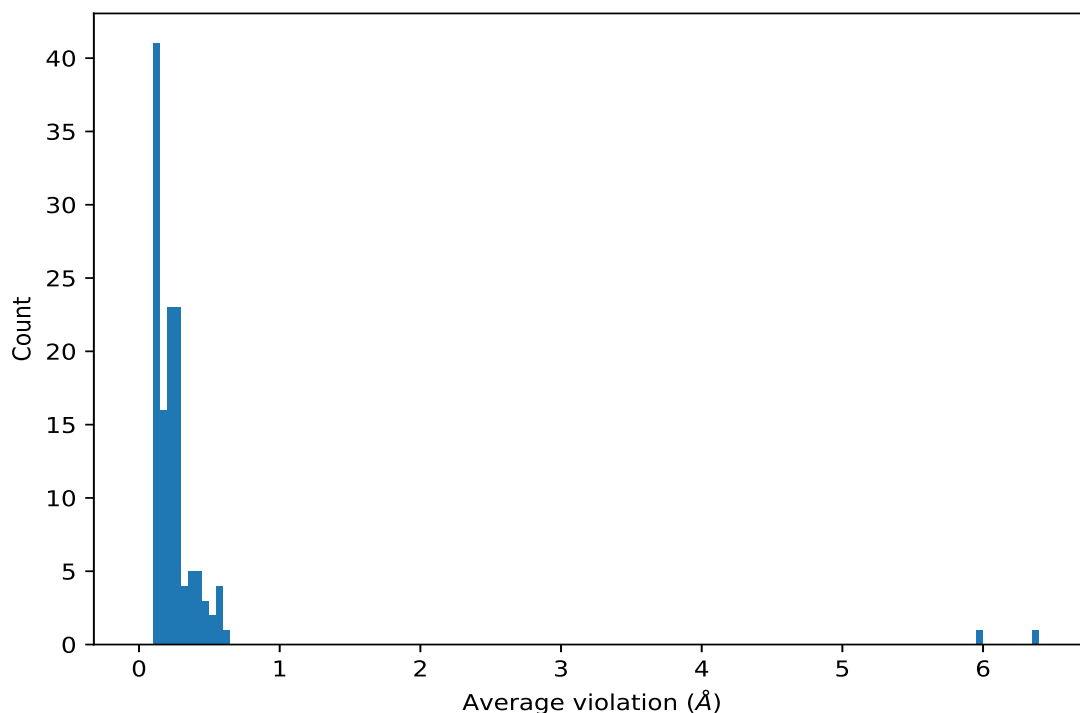
9.3.1 Bar graph : Distance violation statistics for the ensemble [i](#)



9.4 Most violated distance restraints in the ensemble [i](#)

9.4.1 Histogram : Distribution of mean distance violations [i](#)

The following histogram shows the distribution of the average value of the violation. The average is calculated for each restraint that is violated in more than one model over all the violated models in the ensemble



9.4.2 Table: Most violated distance restraints [i](#)

The following table provides the mean and the standard deviation of the violation for each restraint sorted by number of violated models and the mean value. The Key (restraint list ID, restraint ID) is the unique identifier for a given restraint. Rows with same key represent combinatorial or ambiguous restraints and are counted as a single restraint.

Key	Atom-1	Atom-2	Models ¹	Mean (Å)	SD ¹ (Å)	Median (Å)
(3,263)	1:A:746:C:O2	1:A:750:A:H1'	10	6.36	0.01	6.36
(3,130)	1:A:705:C:O2	1:A:719:A:H1'	10	5.95	0.03	5.94
(1,65)	1:A:688:A:H2	1:A:689:G:H1'	10	0.61	0.04	0.62
(2,2)	1:A:752:A:H2	1:A:745:G:H8	10	0.6	0.03	0.6
(1,773)	1:A:781:A:H2	1:A:686:G:H1'	10	0.58	0.03	0.58
(2,1)	1:A:737:G:H2'	1:A:738:U:H1'	10	0.57	0.01	0.57
(1,733)	1:A:775:A:H2	1:A:776:C:H6	10	0.55	0.07	0.54
(1,413)	1:A:732:C:H3'	1:A:733:C:H6	10	0.54	0.03	0.55
(1,194)	1:A:704:A:H8	1:A:704:A:H3'	10	0.52	0.1	0.56
(1,550)	1:A:749:U:H2'	1:A:750:A:H8	10	0.47	0.01	0.47
(1,699)	1:A:766:G:H3'	1:A:767:G:H8	10	0.46	0.01	0.46
(1,646)	1:A:760:A:H2	1:A:740:C:H1'	10	0.45	0.04	0.46
(1,266)	1:A:713:U:H5''	1:A:714:A:H8	10	0.44	0.06	0.44
(1,198)	1:A:704:A:H2	1:A:721:C:H1'	10	0.42	0.06	0.42
(1,665)	1:A:762:U:H3'	1:A:763:C:H6	10	0.41	0.03	0.42
(1,199)	1:A:704:A:H2	1:A:705:C:H1'	10	0.41	0.05	0.4

Continued on next page...

Continued from previous page...

Key	Atom-1	Atom-2	Models ¹	Mean (Å)	SD ¹ (Å)	Median (Å)
(1,63)	1:A:688:A:H2	1:A:783:G:H1'	10	0.4	0.05	0.42
(1,168)	1:A:701:G:H8	1:A:701:G:H3'	10	0.39	0.03	0.4
(1,400)	1:A:729:G:H3'	1:A:730:G:H8	10	0.39	0.08	0.34
(1,272)	1:A:714:A:H2	1:A:712:G:H4'	10	0.36	0.02	0.36
(1,645)	1:A:760:A:H2	1:A:761:G:H1'	10	0.36	0.08	0.36
(1,422)	1:A:733:C:H3'	1:A:734:U:H6	10	0.35	0.02	0.36
(1,392)	1:A:728:G:H3'	1:A:729:G:H8	10	0.33	0.03	0.32
(1,712)	1:A:770:A:H8	1:A:770:A:H3'	10	0.31	0.06	0.3
(1,163)	1:A:700:A:H2	1:A:723:G:H1'	10	0.3	0.03	0.3
(1,673)	1:A:763:C:H3'	1:A:764:G:H8	10	0.29	0.02	0.29
(1,708)	1:A:767:G:H3'	1:A:768:U:H6	10	0.29	0.05	0.28
(1,540)	1:A:748:U:H6	1:A:748:U:H3'	10	0.29	0.01	0.3
(1,276)	1:A:714:A:H3'	1:A:715:U:H6	10	0.29	0.03	0.27
(1,691)	1:A:765:A:H3'	1:A:766:G:H8	10	0.29	0.02	0.28
(1,724)	1:A:773:A:H8	1:A:773:A:H3'	10	0.28	0.07	0.26
(1,310)	1:A:719:A:H8	1:A:719:A:H3'	10	0.28	0.02	0.28
(1,449)	1:A:737:G:H8	1:A:737:G:H3'	10	0.27	0.02	0.28
(1,772)	1:A:781:A:H8	1:A:781:A:H3'	10	0.27	0.01	0.28
(1,64)	1:A:688:A:H2	1:A:782:G:H2'	10	0.27	0.03	0.28
(1,720)	1:A:772:A:H8	1:A:772:A:H3'	10	0.27	0.04	0.28
(1,2)	1:A:680:G:H8	1:A:680:G:H3'	10	0.26	0.03	0.26
(1,59)	1:A:687:A:H8	1:A:687:A:H3'	10	0.26	0.03	0.26
(1,103)	1:A:692:U:H3'	1:A:693:G:H8	10	0.26	0.05	0.24
(1,431)	1:A:734:U:H3'	1:A:735:C:H6	10	0.26	0.02	0.26
(1,774)	1:A:781:A:H4'	1:A:782:G:H1'	10	0.26	0.04	0.25
(1,718)	1:A:771:A:H2	1:A:728:G:H1	10	0.26	0.05	0.26
(1,545)	1:A:749:U:H6	1:A:749:U:H3'	10	0.26	0.02	0.26
(1,701)	1:A:767:G:H8	1:A:767:G:H3'	10	0.25	0.04	0.26
(1,716)	1:A:771:A:H8	1:A:771:A:H3'	10	0.25	0.04	0.25
(1,552)	1:A:750:A:H8	1:A:750:A:H2'	10	0.24	0.01	0.24
(1,737)	1:A:777:G:H8	1:A:777:G:H3'	10	0.23	0.03	0.24
(1,404)	1:A:731:G:H3'	1:A:732:C:H6	10	0.23	0.04	0.23
(1,220)	1:A:706:C:H3'	1:A:707:C:H6	10	0.22	0.01	0.22
(1,24)	1:A:682:G:H3'	1:A:683:G:H8	10	0.22	0.02	0.22
(1,632)	1:A:759:U:H6	1:A:759:U:H3'	10	0.22	0.06	0.21
(1,184)	1:A:702:G:H1'	1:A:704:A:H8	10	0.22	0.06	0.2
(1,569)	1:A:752:A:H8	1:A:752:A:H3'	10	0.21	0.02	0.21
(1,406)	1:A:732:C:H6	1:A:732:C:H3'	10	0.21	0.02	0.2
(1,384)	1:A:727:U:H3'	1:A:728:G:H8	10	0.21	0.02	0.22
(1,182)	1:A:702:G:H2'	1:A:703:U:H6	10	0.21	0.06	0.19
(1,553)	1:A:750:A:H8	1:A:750:A:H3'	10	0.2	0.02	0.2
(1,567)	1:A:751:C:H3'	1:A:752:A:H8	10	0.2	0.04	0.19

Continued on next page...

Continued from previous page...

Key	Atom-1	Atom-2	Models ¹	Mean (Å)	SD ¹ (Å)	Median (Å)
(1,675)	1:A:764:G:H8	1:A:764:G:H3'	10	0.2	0.02	0.2
(1,681)	1:A:764:G:H3'	1:A:765:A:H8	10	0.2	0.01	0.2
(1,558)	1:A:750:A:H8	1:A:751:C:H6	10	0.2	0.02	0.2
(1,770)	1:A:780:U:H3'	1:A:781:A:H8	10	0.2	0.03	0.2
(1,415)	1:A:733:C:H6	1:A:733:C:H3'	10	0.2	0.03	0.2
(1,229)	1:A:707:C:H3'	1:A:708:C:H6	10	0.2	0.02	0.2
(1,262)	1:A:712:G:H1'	1:A:713:U:H5	10	0.2	0.05	0.19
(1,439)	1:A:735:C:H3'	1:A:736:G:H8	10	0.2	0.02	0.19
(1,693)	1:A:766:G:H8	1:A:766:G:H3'	10	0.19	0.02	0.18
(1,447)	1:A:736:G:H3'	1:A:737:G:H8	10	0.18	0.02	0.18
(1,351)	1:A:724:A:H8	1:A:724:A:H3'	10	0.18	0.03	0.19
(1,769)	1:A:780:U:H2'	1:A:781:A:H8	10	0.17	0.02	0.18
(1,16)	1:A:681:G:H3'	1:A:682:G:H8	10	0.17	0.02	0.18
(1,775)	1:A:781:A:H1'	1:A:782:G:H8	10	0.17	0.03	0.18
(1,801)	1:A:784:C:H3'	1:A:785:C:H6	10	0.17	0.02	0.17
(1,26)	1:A:683:G:H8	1:A:683:G:H3'	10	0.16	0.02	0.16
(1,308)	1:A:718:G:H3'	1:A:719:A:H8	10	0.16	0.02	0.16
(1,211)	1:A:705:C:H3'	1:A:706:C:H6	10	0.16	0.02	0.16
(1,819)	1:A:786:C:H3'	1:A:787:C:H6	10	0.16	0.02	0.16
(1,32)	1:A:683:G:H3'	1:A:684:C:H6	10	0.16	0.02	0.16
(1,57)	1:A:686:G:H3'	1:A:687:A:H8	10	0.15	0.02	0.16
(1,18)	1:A:682:G:H8	1:A:682:G:H3'	10	0.15	0.01	0.16
(1,10)	1:A:681:G:H8	1:A:681:G:H3'	10	0.15	0.02	0.15
(1,785)	1:A:783:G:H8	1:A:783:G:H3'	10	0.15	0.02	0.15
(1,810)	1:A:785:C:H3'	1:A:786:C:H6	10	0.15	0.02	0.16
(1,265)	1:A:713:U:H5'	1:A:714:A:H8	10	0.15	0.03	0.15
(1,559)	1:A:750:A:H8	1:A:751:C:H5	10	0.15	0.03	0.15
(1,284)	1:A:715:U:H3'	1:A:716:G:H8	10	0.15	0.02	0.15
(1,777)	1:A:782:G:H8	1:A:782:G:H3'	10	0.15	0.02	0.15
(1,376)	1:A:726:C:H3'	1:A:727:U:H6	10	0.15	0.01	0.15
(1,268)	1:A:714:A:H8	1:A:714:A:H3'	10	0.15	0.02	0.14
(1,730)	1:A:774:A:H2	1:A:775:A:H1'	9	0.37	0.17	0.31
(1,653)	1:A:761:G:H8	1:A:762:U:H5	9	0.29	0.03	0.29
(1,629)	1:A:758:U:H2'	1:A:759:U:H6	9	0.21	0.06	0.2
(1,176)	1:A:702:G:H8	1:A:702:G:H3'	9	0.18	0.03	0.18
(1,792)	1:A:783:G:H3'	1:A:784:C:H6	9	0.14	0.02	0.14
(1,578)	1:A:752:A:H3'	1:A:753:U:H6	9	0.14	0.01	0.14
(1,120)	1:A:695:C:H3'	1:A:696:C:H6	9	0.13	0.02	0.14
(1,237)	1:A:708:C:H3'	1:A:709:A:H8	9	0.12	0.01	0.13
(1,186)	1:A:703:U:H6	1:A:703:U:H3'	8	0.34	0.02	0.33
(1,181)	1:A:702:G:H8	1:A:703:U:H5	8	0.18	0.05	0.16
(1,636)	1:A:759:U:H1'	1:A:760:A:H8	8	0.15	0.03	0.16

Continued on next page...

Continued from previous page...

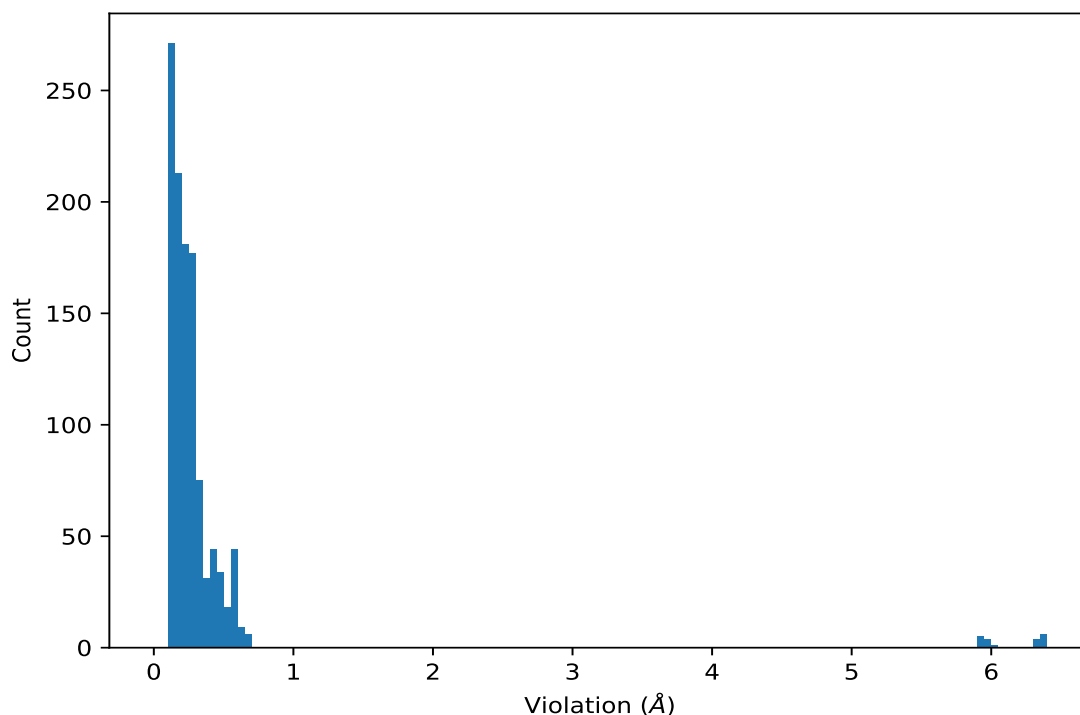
Key	Atom-1	Atom-2	Models ¹	Mean (Å)	SD ¹ (Å)	Median (Å)
(1,105)	1:A:693:G:H8	1:A:693:G:H3'	8	0.14	0.03	0.13
(1,193)	1:A:704:A:H8	1:A:704:A:H2'	8	0.13	0.01	0.13
(1,183)	1:A:702:G:H3'	1:A:703:U:H6	7	0.17	0.06	0.15
(2,4)	1:A:760:A:H2	1:A:759:U:H1'	7	0.14	0.02	0.14
(1,683)	1:A:765:A:H8	1:A:765:A:H3'	7	0.12	0.0	0.12
(1,640)	1:A:760:A:H8	1:A:760:A:H3'	6	0.14	0.01	0.14
(1,140)	1:A:698:G:H8	1:A:698:G:H3'	6	0.13	0.01	0.12
(1,386)	1:A:728:G:H8	1:A:728:G:H3'	6	0.12	0.01	0.12
(1,146)	1:A:698:G:H3'	1:A:699:A:H8	6	0.12	0.01	0.12
(1,721)	1:A:772:A:H2	1:A:733:C:H1'	5	0.17	0.05	0.2
(1,394)	1:A:729:G:H8	1:A:729:G:H3'	5	0.14	0.02	0.14
(1,8)	1:A:680:G:H3'	1:A:681:G:H8	5	0.12	0.01	0.12
(1,292)	1:A:716:G:H3'	1:A:717:G:H8	5	0.12	0.01	0.12
(1,441)	1:A:736:G:H8	1:A:736:G:H3'	5	0.11	0.0	0.11
(1,130)	1:A:697:A:H8	1:A:697:A:H3'	4	0.12	0.01	0.12
(1,367)	1:A:725:U:H3'	1:A:726:C:H6	4	0.11	0.0	0.11
(1,195)	1:A:704:A:H3'	1:A:704:A:H5''	4	0.11	0.0	0.11
(1,728)	1:A:774:A:H8	1:A:774:A:H3'	3	0.23	0.03	0.24
(1,557)	1:A:750:A:H2	1:A:751:C:H1'	3	0.14	0.02	0.13
(1,185)	1:A:703:U:H6	1:A:703:U:H2'	3	0.12	0.01	0.13
(1,586)	1:A:753:U:H3'	1:A:754:G:H8	3	0.12	0.01	0.12
(1,734)	1:A:775:A:H8	1:A:776:C:H6	2	0.28	0.14	0.28
(1,174)	1:A:701:G:H3'	1:A:702:G:H8	2	0.14	0.02	0.14
(1,526)	1:A:746:C:H6	1:A:746:C:H3'	2	0.13	0.01	0.13
(1,294)	1:A:717:G:H8	1:A:717:G:H3'	2	0.12	0.0	0.12
(1,783)	1:A:782:G:H3'	1:A:783:G:H8	2	0.12	0.01	0.12
(1,128)	1:A:696:C:H3'	1:A:697:A:H8	2	0.11	0.0	0.11
(1,286)	1:A:716:G:H8	1:A:716:G:H3'	2	0.11	0.0	0.11
(1,302)	1:A:718:G:H8	1:A:718:G:H3'	2	0.11	0.0	0.11

¹Number of violated models, ²Standard deviation

9.5 All violated distance restraints [i](#)

9.5.1 Histogram : Distribution of distance violations [i](#)

The following histogram shows the distribution of the absolute value of the violation for all violated restraints in the ensemble.



9.5.2 Table : All distance violations [i](#)

The following table lists the absolute value of the violation for each restraint in the ensemble sorted by its value. The Key (restraint list ID, restraint ID) is the unique identifier for a given restraint. Rows with same key represent combinatorial or ambiguous restraints and are counted as a single restraint.

Key	Atom-1	Atom-2	Model ID	Violation (Å)
(3,263)	1:A:746:C:O2	1:A:750:A:H1'	10	6.38
(3,263)	1:A:746:C:O2	1:A:750:A:H1'	4	6.37
(3,263)	1:A:746:C:O2	1:A:750:A:H1'	6	6.37
(3,263)	1:A:746:C:O2	1:A:750:A:H1'	9	6.37
(3,263)	1:A:746:C:O2	1:A:750:A:H1'	3	6.36
(3,263)	1:A:746:C:O2	1:A:750:A:H1'	5	6.36
(3,263)	1:A:746:C:O2	1:A:750:A:H1'	8	6.35
(3,263)	1:A:746:C:O2	1:A:750:A:H1'	1	6.34
(3,263)	1:A:746:C:O2	1:A:750:A:H1'	2	6.34
(3,263)	1:A:746:C:O2	1:A:750:A:H1'	7	6.34
(3,130)	1:A:705:C:O2	1:A:719:A:H1'	7	6.02
(3,130)	1:A:705:C:O2	1:A:719:A:H1'	1	5.99
(3,130)	1:A:705:C:O2	1:A:719:A:H1'	5	5.97
(3,130)	1:A:705:C:O2	1:A:719:A:H1'	2	5.95
(3,130)	1:A:705:C:O2	1:A:719:A:H1'	3	5.95
(3,130)	1:A:705:C:O2	1:A:719:A:H1'	4	5.94

Continued on next page...

Continued from previous page...

Key	Atom-1	Atom-2	Model ID	Violation (Å)
(3,130)	1:A:705:C:O2	1:A:719:A:H1'	8	5.94
(3,130)	1:A:705:C:O2	1:A:719:A:H1'	9	5.93
(3,130)	1:A:705:C:O2	1:A:719:A:H1'	6	5.91
(3,130)	1:A:705:C:O2	1:A:719:A:H1'	10	5.9
(1,65)	1:A:688:A:H2	1:A:689:G:H1'	3	0.68
(2,2)	1:A:752:A:H2	1:A:745:G:H8	4	0.67
(1,773)	1:A:781:A:H2	1:A:686:G:H1'	10	0.65
(1,733)	1:A:775:A:H2	1:A:776:C:H6	2	0.65
(1,733)	1:A:775:A:H2	1:A:776:C:H6	9	0.65
(1,65)	1:A:688:A:H2	1:A:689:G:H1'	2	0.65
(1,65)	1:A:688:A:H2	1:A:689:G:H1'	9	0.64
(1,65)	1:A:688:A:H2	1:A:689:G:H1'	7	0.63
(1,65)	1:A:688:A:H2	1:A:689:G:H1'	8	0.63
(2,2)	1:A:752:A:H2	1:A:745:G:H8	10	0.62
(1,773)	1:A:781:A:H2	1:A:686:G:H1'	6	0.62
(1,733)	1:A:775:A:H2	1:A:776:C:H6	7	0.62
(2,2)	1:A:752:A:H2	1:A:745:G:H8	8	0.61
(1,730)	1:A:774:A:H2	1:A:775:A:H1'	2	0.61
(1,65)	1:A:688:A:H2	1:A:689:G:H1'	4	0.61
(2,2)	1:A:752:A:H2	1:A:745:G:H8	3	0.6
(2,2)	1:A:752:A:H2	1:A:745:G:H8	5	0.6
(2,2)	1:A:752:A:H2	1:A:745:G:H8	6	0.6
(1,773)	1:A:781:A:H2	1:A:686:G:H1'	4	0.6
(1,733)	1:A:775:A:H2	1:A:776:C:H6	5	0.6
(1,65)	1:A:688:A:H2	1:A:689:G:H1'	6	0.6
(1,194)	1:A:704:A:H8	1:A:704:A:H3'	5	0.6
(2,2)	1:A:752:A:H2	1:A:745:G:H8	9	0.59
(1,65)	1:A:688:A:H2	1:A:689:G:H1'	10	0.59
(1,194)	1:A:704:A:H8	1:A:704:A:H3'	2	0.59
(2,1)	1:A:737:G:H2'	1:A:738:U:H1'	4	0.58
(2,1)	1:A:737:G:H2'	1:A:738:U:H1'	5	0.58
(2,1)	1:A:737:G:H2'	1:A:738:U:H1'	6	0.58
(2,1)	1:A:737:G:H2'	1:A:738:U:H1'	7	0.58
(1,773)	1:A:781:A:H2	1:A:686:G:H1'	1	0.58
(1,773)	1:A:781:A:H2	1:A:686:G:H1'	7	0.58
(1,773)	1:A:781:A:H2	1:A:686:G:H1'	8	0.58
(1,730)	1:A:774:A:H2	1:A:775:A:H1'	3	0.58
(1,413)	1:A:732:C:H3'	1:A:733:C:H6	2	0.58
(1,194)	1:A:704:A:H8	1:A:704:A:H3'	1	0.58
(2,2)	1:A:752:A:H2	1:A:745:G:H8	1	0.57
(2,2)	1:A:752:A:H2	1:A:745:G:H8	2	0.57
(2,1)	1:A:737:G:H2'	1:A:738:U:H1'	1	0.57

Continued on next page...

Continued from previous page...

Key	Atom-1	Atom-2	Model ID	Violation (Å)
(2,1)	1:A:737:G:H2'	1:A:738:U:H1'	8	0.57
(2,1)	1:A:737:G:H2'	1:A:738:U:H1'	9	0.57
(1,645)	1:A:760:A:H2	1:A:761:G:H1'	6	0.57
(1,413)	1:A:732:C:H3'	1:A:733:C:H6	3	0.57
(1,413)	1:A:732:C:H3'	1:A:733:C:H6	6	0.57
(1,194)	1:A:704:A:H8	1:A:704:A:H3'	8	0.57
(2,1)	1:A:737:G:H2'	1:A:738:U:H1'	10	0.56
(1,773)	1:A:781:A:H2	1:A:686:G:H1'	3	0.56
(1,773)	1:A:781:A:H2	1:A:686:G:H1'	5	0.56
(1,65)	1:A:688:A:H2	1:A:689:G:H1'	5	0.56
(1,413)	1:A:732:C:H3'	1:A:733:C:H6	7	0.56
(1,194)	1:A:704:A:H8	1:A:704:A:H3'	3	0.56
(1,194)	1:A:704:A:H8	1:A:704:A:H3'	4	0.56
(2,1)	1:A:737:G:H2'	1:A:738:U:H1'	2	0.55
(2,1)	1:A:737:G:H2'	1:A:738:U:H1'	3	0.55
(1,773)	1:A:781:A:H2	1:A:686:G:H1'	2	0.55
(1,733)	1:A:775:A:H2	1:A:776:C:H6	3	0.55
(1,730)	1:A:774:A:H2	1:A:775:A:H1'	7	0.55
(1,413)	1:A:732:C:H3'	1:A:733:C:H6	9	0.55
(1,198)	1:A:704:A:H2	1:A:721:C:H1'	6	0.55
(1,194)	1:A:704:A:H8	1:A:704:A:H3'	9	0.55
(2,2)	1:A:752:A:H2	1:A:745:G:H8	7	0.54
(1,65)	1:A:688:A:H2	1:A:689:G:H1'	1	0.54
(1,413)	1:A:732:C:H3'	1:A:733:C:H6	5	0.54
(1,194)	1:A:704:A:H8	1:A:704:A:H3'	7	0.54
(1,773)	1:A:781:A:H2	1:A:686:G:H1'	9	0.53
(1,413)	1:A:732:C:H3'	1:A:733:C:H6	4	0.53
(1,400)	1:A:729:G:H3'	1:A:730:G:H8	9	0.53
(1,266)	1:A:713:U:H5''	1:A:714:A:H8	2	0.53
(1,733)	1:A:775:A:H2	1:A:776:C:H6	4	0.52
(1,733)	1:A:775:A:H2	1:A:776:C:H6	10	0.52
(1,646)	1:A:760:A:H2	1:A:740:C:H1'	2	0.52
(1,413)	1:A:732:C:H3'	1:A:733:C:H6	10	0.52
(1,733)	1:A:775:A:H2	1:A:776:C:H6	6	0.51
(1,646)	1:A:760:A:H2	1:A:740:C:H1'	3	0.51
(1,413)	1:A:732:C:H3'	1:A:733:C:H6	8	0.51
(1,400)	1:A:729:G:H3'	1:A:730:G:H8	5	0.51
(1,199)	1:A:704:A:H2	1:A:705:C:H1'	9	0.51
(1,413)	1:A:732:C:H3'	1:A:733:C:H6	1	0.5
(1,646)	1:A:760:A:H2	1:A:740:C:H1'	5	0.49
(1,550)	1:A:749:U:H2'	1:A:750:A:H8	5	0.49
(1,400)	1:A:729:G:H3'	1:A:730:G:H8	6	0.49

Continued on next page...

Continued from previous page...

Key	Atom-1	Atom-2	Model ID	Violation (Å)
(1,699)	1:A:766:G:H3'	1:A:767:G:H8	8	0.48
(1,550)	1:A:749:U:H2'	1:A:750:A:H8	7	0.48
(1,198)	1:A:704:A:H2	1:A:721:C:H1'	10	0.48
(1,699)	1:A:766:G:H3'	1:A:767:G:H8	1	0.47
(1,699)	1:A:766:G:H3'	1:A:767:G:H8	2	0.47
(1,550)	1:A:749:U:H2'	1:A:750:A:H8	2	0.47
(1,550)	1:A:749:U:H2'	1:A:750:A:H8	3	0.47
(1,550)	1:A:749:U:H2'	1:A:750:A:H8	4	0.47
(1,550)	1:A:749:U:H2'	1:A:750:A:H8	8	0.47
(1,266)	1:A:713:U:H5''	1:A:714:A:H8	7	0.47
(1,699)	1:A:766:G:H3'	1:A:767:G:H8	3	0.46
(1,699)	1:A:766:G:H3'	1:A:767:G:H8	4	0.46
(1,699)	1:A:766:G:H3'	1:A:767:G:H8	6	0.46
(1,699)	1:A:766:G:H3'	1:A:767:G:H8	10	0.46
(1,665)	1:A:762:U:H3'	1:A:763:C:H6	8	0.46
(1,646)	1:A:760:A:H2	1:A:740:C:H1'	8	0.46
(1,646)	1:A:760:A:H2	1:A:740:C:H1'	9	0.46
(1,550)	1:A:749:U:H2'	1:A:750:A:H8	1	0.46
(1,550)	1:A:749:U:H2'	1:A:750:A:H8	6	0.46
(1,550)	1:A:749:U:H2'	1:A:750:A:H8	10	0.46
(1,266)	1:A:713:U:H5''	1:A:714:A:H8	1	0.46
(1,733)	1:A:775:A:H2	1:A:776:C:H6	1	0.45
(1,699)	1:A:766:G:H3'	1:A:767:G:H8	7	0.45
(1,665)	1:A:762:U:H3'	1:A:763:C:H6	9	0.45
(1,646)	1:A:760:A:H2	1:A:740:C:H1'	10	0.45
(1,63)	1:A:688:A:H2	1:A:783:G:H1'	2	0.45
(1,63)	1:A:688:A:H2	1:A:783:G:H1'	9	0.45
(1,550)	1:A:749:U:H2'	1:A:750:A:H8	9	0.45
(1,266)	1:A:713:U:H5''	1:A:714:A:H8	3	0.45
(1,266)	1:A:713:U:H5''	1:A:714:A:H8	9	0.45
(1,199)	1:A:704:A:H2	1:A:705:C:H1'	3	0.45
(1,733)	1:A:775:A:H2	1:A:776:C:H6	8	0.44
(1,699)	1:A:766:G:H3'	1:A:767:G:H8	9	0.44
(1,646)	1:A:760:A:H2	1:A:740:C:H1'	7	0.44
(1,63)	1:A:688:A:H2	1:A:783:G:H1'	3	0.44
(1,266)	1:A:713:U:H5''	1:A:714:A:H8	5	0.44
(1,266)	1:A:713:U:H5''	1:A:714:A:H8	6	0.44
(1,266)	1:A:713:U:H5''	1:A:714:A:H8	10	0.44
(1,199)	1:A:704:A:H2	1:A:705:C:H1'	7	0.44
(1,198)	1:A:704:A:H2	1:A:721:C:H1'	3	0.44
(1,699)	1:A:766:G:H3'	1:A:767:G:H8	5	0.43
(1,665)	1:A:762:U:H3'	1:A:763:C:H6	7	0.43

Continued on next page...

Continued from previous page...

Key	Atom-1	Atom-2	Model ID	Violation (Å)
(1,646)	1:A:760:A:H2	1:A:740:C:H1'	1	0.43
(1,63)	1:A:688:A:H2	1:A:783:G:H1'	6	0.43
(1,199)	1:A:704:A:H2	1:A:705:C:H1'	8	0.43
(1,198)	1:A:704:A:H2	1:A:721:C:H1'	1	0.43
(1,198)	1:A:704:A:H2	1:A:721:C:H1'	9	0.43
(1,168)	1:A:701:G:H8	1:A:701:G:H3'	10	0.43
(1,734)	1:A:775:A:H8	1:A:776:C:H6	5	0.42
(1,730)	1:A:774:A:H2	1:A:775:A:H1'	5	0.42
(1,665)	1:A:762:U:H3'	1:A:763:C:H6	1	0.42
(1,665)	1:A:762:U:H3'	1:A:763:C:H6	3	0.42
(1,63)	1:A:688:A:H2	1:A:783:G:H1'	8	0.42
(1,198)	1:A:704:A:H2	1:A:721:C:H1'	7	0.42
(1,168)	1:A:701:G:H8	1:A:701:G:H3'	1	0.42
(1,712)	1:A:770:A:H8	1:A:770:A:H3'	5	0.41
(1,665)	1:A:762:U:H3'	1:A:763:C:H6	2	0.41
(1,665)	1:A:762:U:H3'	1:A:763:C:H6	10	0.41
(1,646)	1:A:760:A:H2	1:A:740:C:H1'	6	0.41
(1,645)	1:A:760:A:H2	1:A:761:G:H1'	9	0.41
(1,63)	1:A:688:A:H2	1:A:783:G:H1'	10	0.41
(1,272)	1:A:714:A:H2	1:A:712:G:H4'	5	0.41
(1,199)	1:A:704:A:H2	1:A:705:C:H1'	2	0.41
(1,168)	1:A:701:G:H8	1:A:701:G:H3'	3	0.41
(1,168)	1:A:701:G:H8	1:A:701:G:H3'	6	0.41
(1,724)	1:A:773:A:H8	1:A:773:A:H3'	2	0.4
(1,712)	1:A:770:A:H8	1:A:770:A:H3'	10	0.4
(1,665)	1:A:762:U:H3'	1:A:763:C:H6	6	0.4
(1,63)	1:A:688:A:H2	1:A:783:G:H1'	4	0.4
(1,422)	1:A:733:C:H3'	1:A:734:U:H6	6	0.4
(1,199)	1:A:704:A:H2	1:A:705:C:H1'	1	0.4
(1,199)	1:A:704:A:H2	1:A:705:C:H1'	4	0.4
(1,199)	1:A:704:A:H2	1:A:705:C:H1'	5	0.4
(1,168)	1:A:701:G:H8	1:A:701:G:H3'	4	0.4
(1,168)	1:A:701:G:H8	1:A:701:G:H3'	8	0.4
(1,645)	1:A:760:A:H2	1:A:761:G:H1'	2	0.39
(1,392)	1:A:728:G:H3'	1:A:729:G:H8	6	0.39
(1,272)	1:A:714:A:H2	1:A:712:G:H4'	1	0.39
(1,266)	1:A:713:U:H5''	1:A:714:A:H8	8	0.39
(1,198)	1:A:704:A:H2	1:A:721:C:H1'	8	0.39
(1,168)	1:A:701:G:H8	1:A:701:G:H3'	7	0.39
(1,103)	1:A:692:U:H3'	1:A:693:G:H8	9	0.39
(1,708)	1:A:767:G:H3'	1:A:768:U:H6	6	0.38
(1,665)	1:A:762:U:H3'	1:A:763:C:H6	5	0.38

Continued on next page...

Continued from previous page...

Key	Atom-1	Atom-2	Model ID	Violation (Å)
(1,632)	1:A:759:U:H6	1:A:759:U:H3'	9	0.38
(1,63)	1:A:688:A:H2	1:A:783:G:H1'	7	0.38
(1,400)	1:A:729:G:H3'	1:A:730:G:H8	4	0.38
(1,272)	1:A:714:A:H2	1:A:712:G:H4'	6	0.38
(1,168)	1:A:701:G:H8	1:A:701:G:H3'	2	0.38
(1,724)	1:A:773:A:H8	1:A:773:A:H3'	3	0.37
(1,708)	1:A:767:G:H3'	1:A:768:U:H6	9	0.37
(1,646)	1:A:760:A:H2	1:A:740:C:H1'	4	0.37
(1,422)	1:A:733:C:H3'	1:A:734:U:H6	2	0.37
(1,422)	1:A:733:C:H3'	1:A:734:U:H6	4	0.37
(1,422)	1:A:733:C:H3'	1:A:734:U:H6	5	0.37
(1,392)	1:A:728:G:H3'	1:A:729:G:H8	9	0.37
(1,199)	1:A:704:A:H2	1:A:705:C:H1'	10	0.37
(1,198)	1:A:704:A:H2	1:A:721:C:H1'	5	0.37
(1,665)	1:A:762:U:H3'	1:A:763:C:H6	4	0.36
(1,645)	1:A:760:A:H2	1:A:761:G:H1'	3	0.36
(1,645)	1:A:760:A:H2	1:A:761:G:H1'	5	0.36
(1,422)	1:A:733:C:H3'	1:A:734:U:H6	9	0.36
(1,272)	1:A:714:A:H2	1:A:712:G:H4'	2	0.36
(1,272)	1:A:714:A:H2	1:A:712:G:H4'	8	0.36
(1,186)	1:A:703:U:H6	1:A:703:U:H3'	5	0.36
(1,186)	1:A:703:U:H6	1:A:703:U:H3'	7	0.36
(1,724)	1:A:773:A:H8	1:A:773:A:H3'	5	0.35
(1,645)	1:A:760:A:H2	1:A:761:G:H1'	7	0.35
(1,63)	1:A:688:A:H2	1:A:783:G:H1'	5	0.35
(1,629)	1:A:758:U:H2'	1:A:759:U:H6	9	0.35
(1,422)	1:A:733:C:H3'	1:A:734:U:H6	10	0.35
(1,400)	1:A:729:G:H3'	1:A:730:G:H8	2	0.35
(1,272)	1:A:714:A:H2	1:A:712:G:H4'	3	0.35
(1,272)	1:A:714:A:H2	1:A:712:G:H4'	4	0.35
(1,272)	1:A:714:A:H2	1:A:712:G:H4'	7	0.35
(1,272)	1:A:714:A:H2	1:A:712:G:H4'	10	0.35
(1,198)	1:A:704:A:H2	1:A:721:C:H1'	2	0.35
(1,184)	1:A:702:G:H1'	1:A:704:A:H8	10	0.35
(1,168)	1:A:701:G:H8	1:A:701:G:H3'	9	0.35
(1,774)	1:A:781:A:H4'	1:A:782:G:H1'	1	0.34
(1,724)	1:A:773:A:H8	1:A:773:A:H3'	7	0.34
(1,718)	1:A:771:A:H2	1:A:728:G:H1	5	0.34
(1,422)	1:A:733:C:H3'	1:A:734:U:H6	3	0.34
(1,422)	1:A:733:C:H3'	1:A:734:U:H6	7	0.34
(1,400)	1:A:729:G:H3'	1:A:730:G:H8	8	0.34
(1,392)	1:A:728:G:H3'	1:A:729:G:H8	5	0.34

Continued on next page...

Continued from previous page...

Key	Atom-1	Atom-2	Model ID	Violation (Å)
(1,194)	1:A:704:A:H8	1:A:704:A:H3'	6	0.34
(1,186)	1:A:703:U:H6	1:A:703:U:H3'	3	0.34
(1,163)	1:A:700:A:H2	1:A:723:G:H1'	4	0.34
(1,720)	1:A:772:A:H8	1:A:772:A:H3'	1	0.33
(1,653)	1:A:761:G:H8	1:A:762:U:H5	5	0.33
(1,645)	1:A:760:A:H2	1:A:761:G:H1'	8	0.33
(1,422)	1:A:733:C:H3'	1:A:734:U:H6	8	0.33
(1,400)	1:A:729:G:H3'	1:A:730:G:H8	3	0.33
(1,400)	1:A:729:G:H3'	1:A:730:G:H8	10	0.33
(1,392)	1:A:728:G:H3'	1:A:729:G:H8	1	0.33
(1,276)	1:A:714:A:H3'	1:A:715:U:H6	4	0.33
(1,276)	1:A:714:A:H3'	1:A:715:U:H6	8	0.33
(1,198)	1:A:704:A:H2	1:A:721:C:H1'	4	0.33
(1,186)	1:A:703:U:H6	1:A:703:U:H3'	2	0.33
(1,186)	1:A:703:U:H6	1:A:703:U:H3'	8	0.33
(1,186)	1:A:703:U:H6	1:A:703:U:H3'	9	0.33
(1,774)	1:A:781:A:H4'	1:A:782:G:H1'	8	0.32
(1,701)	1:A:767:G:H8	1:A:767:G:H3'	6	0.32
(1,691)	1:A:765:A:H3'	1:A:766:G:H8	6	0.32
(1,673)	1:A:763:C:H3'	1:A:764:G:H8	8	0.32
(1,653)	1:A:761:G:H8	1:A:762:U:H5	10	0.32
(1,59)	1:A:687:A:H8	1:A:687:A:H3'	6	0.32
(1,400)	1:A:729:G:H3'	1:A:730:G:H8	1	0.32
(1,392)	1:A:728:G:H3'	1:A:729:G:H8	4	0.32
(1,392)	1:A:728:G:H3'	1:A:729:G:H8	10	0.32
(1,310)	1:A:719:A:H8	1:A:719:A:H3'	7	0.32
(1,272)	1:A:714:A:H2	1:A:712:G:H4'	9	0.32
(1,199)	1:A:704:A:H2	1:A:705:C:H1'	6	0.32
(1,186)	1:A:703:U:H6	1:A:703:U:H3'	1	0.32
(1,168)	1:A:701:G:H8	1:A:701:G:H3'	5	0.32
(1,103)	1:A:692:U:H3'	1:A:693:G:H8	6	0.32
(1,730)	1:A:774:A:H2	1:A:775:A:H1'	8	0.31
(1,720)	1:A:772:A:H8	1:A:772:A:H3'	5	0.31
(1,720)	1:A:772:A:H8	1:A:772:A:H3'	9	0.31
(1,716)	1:A:771:A:H8	1:A:771:A:H3'	5	0.31
(1,712)	1:A:770:A:H8	1:A:770:A:H3'	2	0.31
(1,673)	1:A:763:C:H3'	1:A:764:G:H8	2	0.31
(1,653)	1:A:761:G:H8	1:A:762:U:H5	3	0.31
(1,653)	1:A:761:G:H8	1:A:762:U:H5	8	0.31
(1,645)	1:A:760:A:H2	1:A:761:G:H1'	10	0.31
(1,64)	1:A:688:A:H2	1:A:782:G:H2'	3	0.31
(1,64)	1:A:688:A:H2	1:A:782:G:H2'	4	0.31

Continued on next page...

Continued from previous page...

Key	Atom-1	Atom-2	Model ID	Violation (Å)
(1,545)	1:A:749:U:H6	1:A:749:U:H3'	3	0.31
(1,422)	1:A:733:C:H3'	1:A:734:U:H6	1	0.31
(1,400)	1:A:729:G:H3'	1:A:730:G:H8	7	0.31
(1,392)	1:A:728:G:H3'	1:A:729:G:H8	3	0.31
(1,276)	1:A:714:A:H3'	1:A:715:U:H6	6	0.31
(1,262)	1:A:712:G:H1'	1:A:713:U:H5	4	0.31
(1,2)	1:A:680:G:H8	1:A:680:G:H3'	7	0.31
(1,2)	1:A:680:G:H8	1:A:680:G:H3'	8	0.31
(1,194)	1:A:704:A:H8	1:A:704:A:H3'	10	0.31
(1,186)	1:A:703:U:H6	1:A:703:U:H3'	4	0.31
(1,163)	1:A:700:A:H2	1:A:723:G:H1'	1	0.31
(1,163)	1:A:700:A:H2	1:A:723:G:H1'	8	0.31
(1,163)	1:A:700:A:H2	1:A:723:G:H1'	9	0.31
(1,718)	1:A:771:A:H2	1:A:728:G:H1	2	0.3
(1,718)	1:A:771:A:H2	1:A:728:G:H1	4	0.3
(1,712)	1:A:770:A:H8	1:A:770:A:H3'	3	0.3
(1,712)	1:A:770:A:H8	1:A:770:A:H3'	6	0.3
(1,712)	1:A:770:A:H8	1:A:770:A:H3'	7	0.3
(1,712)	1:A:770:A:H8	1:A:770:A:H3'	9	0.3
(1,708)	1:A:767:G:H3'	1:A:768:U:H6	5	0.3
(1,701)	1:A:767:G:H8	1:A:767:G:H3'	9	0.3
(1,691)	1:A:765:A:H3'	1:A:766:G:H8	3	0.3
(1,673)	1:A:763:C:H3'	1:A:764:G:H8	6	0.3
(1,673)	1:A:763:C:H3'	1:A:764:G:H8	10	0.3
(1,645)	1:A:760:A:H2	1:A:761:G:H1'	1	0.3
(1,59)	1:A:687:A:H8	1:A:687:A:H3'	1	0.3
(1,567)	1:A:751:C:H3'	1:A:752:A:H8	7	0.3
(1,540)	1:A:748:U:H6	1:A:748:U:H3'	1	0.3
(1,540)	1:A:748:U:H6	1:A:748:U:H3'	4	0.3
(1,540)	1:A:748:U:H6	1:A:748:U:H3'	8	0.3
(1,540)	1:A:748:U:H6	1:A:748:U:H3'	9	0.3
(1,540)	1:A:748:U:H6	1:A:748:U:H3'	10	0.3
(1,449)	1:A:737:G:H8	1:A:737:G:H3'	3	0.3
(1,449)	1:A:737:G:H8	1:A:737:G:H3'	8	0.3
(1,449)	1:A:737:G:H8	1:A:737:G:H3'	9	0.3
(1,431)	1:A:734:U:H3'	1:A:735:C:H6	6	0.3
(1,392)	1:A:728:G:H3'	1:A:729:G:H8	8	0.3
(1,310)	1:A:719:A:H8	1:A:719:A:H3'	6	0.3
(1,182)	1:A:702:G:H2'	1:A:703:U:H6	4	0.3
(1,182)	1:A:702:G:H2'	1:A:703:U:H6	8	0.3
(1,163)	1:A:700:A:H2	1:A:723:G:H1'	2	0.3
(1,103)	1:A:692:U:H3'	1:A:693:G:H8	1	0.3

Continued on next page...

Continued from previous page...

Key	Atom-1	Atom-2	Model ID	Violation (Å)
(1,772)	1:A:781:A:H8	1:A:781:A:H3'	5	0.29
(1,720)	1:A:772:A:H8	1:A:772:A:H3'	10	0.29
(1,718)	1:A:771:A:H2	1:A:728:G:H1	7	0.29
(1,691)	1:A:765:A:H3'	1:A:766:G:H8	2	0.29
(1,691)	1:A:765:A:H3'	1:A:766:G:H8	10	0.29
(1,673)	1:A:763:C:H3'	1:A:764:G:H8	1	0.29
(1,673)	1:A:763:C:H3'	1:A:764:G:H8	3	0.29
(1,673)	1:A:763:C:H3'	1:A:764:G:H8	7	0.29
(1,653)	1:A:761:G:H8	1:A:762:U:H5	2	0.29
(1,64)	1:A:688:A:H2	1:A:782:G:H2'	8	0.29
(1,540)	1:A:748:U:H6	1:A:748:U:H3'	2	0.29
(1,540)	1:A:748:U:H6	1:A:748:U:H3'	3	0.29
(1,431)	1:A:734:U:H3'	1:A:735:C:H6	10	0.29
(1,392)	1:A:728:G:H3'	1:A:729:G:H8	2	0.29
(1,392)	1:A:728:G:H3'	1:A:729:G:H8	7	0.29
(1,276)	1:A:714:A:H3'	1:A:715:U:H6	7	0.29
(1,266)	1:A:713:U:H5''	1:A:714:A:H8	4	0.29
(1,163)	1:A:700:A:H2	1:A:723:G:H1'	3	0.29
(1,163)	1:A:700:A:H2	1:A:723:G:H1'	5	0.29
(1,163)	1:A:700:A:H2	1:A:723:G:H1'	7	0.29
(1,772)	1:A:781:A:H8	1:A:781:A:H3'	6	0.28
(1,772)	1:A:781:A:H8	1:A:781:A:H3'	7	0.28
(1,772)	1:A:781:A:H8	1:A:781:A:H3'	9	0.28
(1,772)	1:A:781:A:H8	1:A:781:A:H3'	10	0.28
(1,737)	1:A:777:G:H8	1:A:777:G:H3'	9	0.28
(1,720)	1:A:772:A:H8	1:A:772:A:H3'	4	0.28
(1,716)	1:A:771:A:H8	1:A:771:A:H3'	4	0.28
(1,716)	1:A:771:A:H8	1:A:771:A:H3'	6	0.28
(1,712)	1:A:770:A:H8	1:A:770:A:H3'	1	0.28
(1,708)	1:A:767:G:H3'	1:A:768:U:H6	2	0.28
(1,708)	1:A:767:G:H3'	1:A:768:U:H6	3	0.28
(1,691)	1:A:765:A:H3'	1:A:766:G:H8	1	0.28
(1,691)	1:A:765:A:H3'	1:A:766:G:H8	5	0.28
(1,691)	1:A:765:A:H3'	1:A:766:G:H8	7	0.28
(1,691)	1:A:765:A:H3'	1:A:766:G:H8	9	0.28
(1,653)	1:A:761:G:H8	1:A:762:U:H5	1	0.28
(1,64)	1:A:688:A:H2	1:A:782:G:H2'	5	0.28
(1,64)	1:A:688:A:H2	1:A:782:G:H2'	7	0.28
(1,63)	1:A:688:A:H2	1:A:783:G:H1'	1	0.28
(1,59)	1:A:687:A:H8	1:A:687:A:H3'	2	0.28
(1,545)	1:A:749:U:H6	1:A:749:U:H3'	1	0.28
(1,449)	1:A:737:G:H8	1:A:737:G:H3'	5	0.28

Continued on next page...

Continued from previous page...

Key	Atom-1	Atom-2	Model ID	Violation (Å)
(1,449)	1:A:737:G:H8	1:A:737:G:H3'	6	0.28
(1,431)	1:A:734:U:H3'	1:A:735:C:H6	5	0.28
(1,404)	1:A:731:G:H3'	1:A:732:C:H6	5	0.28
(1,310)	1:A:719:A:H8	1:A:719:A:H3'	1	0.28
(1,310)	1:A:719:A:H8	1:A:719:A:H3'	3	0.28
(1,310)	1:A:719:A:H8	1:A:719:A:H3'	8	0.28
(1,310)	1:A:719:A:H8	1:A:719:A:H3'	9	0.28
(1,310)	1:A:719:A:H8	1:A:719:A:H3'	10	0.28
(1,2)	1:A:680:G:H8	1:A:680:G:H3'	5	0.28
(1,184)	1:A:702:G:H1'	1:A:704:A:H8	6	0.28
(1,163)	1:A:700:A:H2	1:A:723:G:H1'	10	0.28
(1,774)	1:A:781:A:H4'	1:A:782:G:H1'	10	0.27
(1,772)	1:A:781:A:H8	1:A:781:A:H3'	2	0.27
(1,772)	1:A:781:A:H8	1:A:781:A:H3'	4	0.27
(1,737)	1:A:777:G:H8	1:A:777:G:H3'	1	0.27
(1,728)	1:A:774:A:H8	1:A:774:A:H3'	3	0.27
(1,720)	1:A:772:A:H8	1:A:772:A:H3'	6	0.27
(1,718)	1:A:771:A:H2	1:A:728:G:H1	8	0.27
(1,716)	1:A:771:A:H8	1:A:771:A:H3'	3	0.27
(1,708)	1:A:767:G:H3'	1:A:768:U:H6	4	0.27
(1,708)	1:A:767:G:H3'	1:A:768:U:H6	10	0.27
(1,691)	1:A:765:A:H3'	1:A:766:G:H8	4	0.27
(1,673)	1:A:763:C:H3'	1:A:764:G:H8	5	0.27
(1,673)	1:A:763:C:H3'	1:A:764:G:H8	9	0.27
(1,653)	1:A:761:G:H8	1:A:762:U:H5	4	0.27
(1,64)	1:A:688:A:H2	1:A:782:G:H2'	2	0.27
(1,59)	1:A:687:A:H8	1:A:687:A:H3'	3	0.27
(1,569)	1:A:752:A:H8	1:A:752:A:H3'	8	0.27
(1,540)	1:A:748:U:H6	1:A:748:U:H3'	5	0.27
(1,540)	1:A:748:U:H6	1:A:748:U:H3'	6	0.27
(1,540)	1:A:748:U:H6	1:A:748:U:H3'	7	0.27
(1,449)	1:A:737:G:H8	1:A:737:G:H3'	1	0.27
(1,431)	1:A:734:U:H3'	1:A:735:C:H6	9	0.27
(1,404)	1:A:731:G:H3'	1:A:732:C:H6	10	0.27
(1,276)	1:A:714:A:H3'	1:A:715:U:H6	3	0.27
(1,276)	1:A:714:A:H3'	1:A:715:U:H6	5	0.27
(1,276)	1:A:714:A:H3'	1:A:715:U:H6	9	0.27
(1,276)	1:A:714:A:H3'	1:A:715:U:H6	10	0.27
(1,2)	1:A:680:G:H8	1:A:680:G:H3'	1	0.27
(1,2)	1:A:680:G:H8	1:A:680:G:H3'	6	0.27
(1,183)	1:A:702:G:H3'	1:A:703:U:H6	7	0.27
(1,774)	1:A:781:A:H4'	1:A:782:G:H1'	2	0.26

Continued on next page...

Continued from previous page...

Key	Atom-1	Atom-2	Model ID	Violation (Å)
(1,772)	1:A:781:A:H8	1:A:781:A:H3'	1	0.26
(1,772)	1:A:781:A:H8	1:A:781:A:H3'	3	0.26
(1,772)	1:A:781:A:H8	1:A:781:A:H3'	8	0.26
(1,730)	1:A:774:A:H2	1:A:775:A:H1'	1	0.26
(1,724)	1:A:773:A:H8	1:A:773:A:H3'	9	0.26
(1,708)	1:A:767:G:H3'	1:A:768:U:H6	1	0.26
(1,708)	1:A:767:G:H3'	1:A:768:U:H6	8	0.26
(1,701)	1:A:767:G:H8	1:A:767:G:H3'	3	0.26
(1,701)	1:A:767:G:H8	1:A:767:G:H3'	4	0.26
(1,701)	1:A:767:G:H8	1:A:767:G:H3'	10	0.26
(1,691)	1:A:765:A:H3'	1:A:766:G:H8	8	0.26
(1,673)	1:A:763:C:H3'	1:A:764:G:H8	4	0.26
(1,653)	1:A:761:G:H8	1:A:762:U:H5	7	0.26
(1,59)	1:A:687:A:H8	1:A:687:A:H3'	7	0.26
(1,59)	1:A:687:A:H8	1:A:687:A:H3'	10	0.26
(1,552)	1:A:750:A:H8	1:A:750:A:H2'	6	0.26
(1,545)	1:A:749:U:H6	1:A:749:U:H3'	4	0.26
(1,545)	1:A:749:U:H6	1:A:749:U:H3'	6	0.26
(1,545)	1:A:749:U:H6	1:A:749:U:H3'	9	0.26
(1,545)	1:A:749:U:H6	1:A:749:U:H3'	10	0.26
(1,449)	1:A:737:G:H8	1:A:737:G:H3'	2	0.26
(1,449)	1:A:737:G:H8	1:A:737:G:H3'	10	0.26
(1,431)	1:A:734:U:H3'	1:A:735:C:H6	2	0.26
(1,431)	1:A:734:U:H3'	1:A:735:C:H6	8	0.26
(1,310)	1:A:719:A:H8	1:A:719:A:H3'	2	0.26
(1,276)	1:A:714:A:H3'	1:A:715:U:H6	1	0.26
(1,276)	1:A:714:A:H3'	1:A:715:U:H6	2	0.26
(1,24)	1:A:682:G:H3'	1:A:683:G:H8	8	0.26
(1,2)	1:A:680:G:H8	1:A:680:G:H3'	4	0.26
(1,181)	1:A:702:G:H8	1:A:703:U:H5	7	0.26
(1,774)	1:A:781:A:H4'	1:A:782:G:H1'	3	0.25
(1,774)	1:A:781:A:H4'	1:A:782:G:H1'	6	0.25
(1,737)	1:A:777:G:H8	1:A:777:G:H3'	5	0.25
(1,737)	1:A:777:G:H8	1:A:777:G:H3'	6	0.25
(1,724)	1:A:773:A:H8	1:A:773:A:H3'	1	0.25
(1,718)	1:A:771:A:H2	1:A:728:G:H1	3	0.25
(1,718)	1:A:771:A:H2	1:A:728:G:H1	10	0.25
(1,716)	1:A:771:A:H8	1:A:771:A:H3'	1	0.25
(1,716)	1:A:771:A:H8	1:A:771:A:H3'	7	0.25
(1,716)	1:A:771:A:H8	1:A:771:A:H3'	10	0.25
(1,712)	1:A:770:A:H8	1:A:770:A:H3'	4	0.25
(1,701)	1:A:767:G:H8	1:A:767:G:H3'	2	0.25

Continued on next page...

Continued from previous page...

Key	Atom-1	Atom-2	Model ID	Violation (Å)
(1,701)	1:A:767:G:H8	1:A:767:G:H3'	5	0.25
(1,64)	1:A:688:A:H2	1:A:782:G:H2'	9	0.25
(1,64)	1:A:688:A:H2	1:A:782:G:H2'	10	0.25
(1,59)	1:A:687:A:H8	1:A:687:A:H3'	4	0.25
(1,552)	1:A:750:A:H8	1:A:750:A:H2'	9	0.25
(1,552)	1:A:750:A:H8	1:A:750:A:H2'	10	0.25
(1,545)	1:A:749:U:H6	1:A:749:U:H3'	2	0.25
(1,449)	1:A:737:G:H8	1:A:737:G:H3'	7	0.25
(1,439)	1:A:735:C:H3'	1:A:736:G:H8	8	0.25
(1,431)	1:A:734:U:H3'	1:A:735:C:H6	4	0.25
(1,431)	1:A:734:U:H3'	1:A:735:C:H6	7	0.25
(1,415)	1:A:733:C:H6	1:A:733:C:H3'	6	0.25
(1,406)	1:A:732:C:H6	1:A:732:C:H3'	3	0.25
(1,404)	1:A:731:G:H3'	1:A:732:C:H6	3	0.25
(1,404)	1:A:731:G:H3'	1:A:732:C:H6	6	0.25
(1,310)	1:A:719:A:H8	1:A:719:A:H3'	4	0.25
(1,310)	1:A:719:A:H8	1:A:719:A:H3'	5	0.25
(1,24)	1:A:682:G:H3'	1:A:683:G:H8	1	0.25
(1,184)	1:A:702:G:H1'	1:A:704:A:H8	4	0.25
(1,183)	1:A:702:G:H3'	1:A:703:U:H6	3	0.25
(1,181)	1:A:702:G:H8	1:A:703:U:H5	3	0.25
(1,103)	1:A:692:U:H3'	1:A:693:G:H8	8	0.25
(1,774)	1:A:781:A:H4'	1:A:782:G:H1'	7	0.24
(1,770)	1:A:780:U:H3'	1:A:781:A:H8	6	0.24
(1,770)	1:A:780:U:H3'	1:A:781:A:H8	9	0.24
(1,737)	1:A:777:G:H8	1:A:777:G:H3'	4	0.24
(1,730)	1:A:774:A:H2	1:A:775:A:H1'	4	0.24
(1,728)	1:A:774:A:H8	1:A:774:A:H3'	7	0.24
(1,724)	1:A:773:A:H8	1:A:773:A:H3'	8	0.24
(1,701)	1:A:767:G:H8	1:A:767:G:H3'	7	0.24
(1,645)	1:A:760:A:H2	1:A:761:G:H1'	4	0.24
(1,64)	1:A:688:A:H2	1:A:782:G:H2'	6	0.24
(1,567)	1:A:751:C:H3'	1:A:752:A:H8	2	0.24
(1,553)	1:A:750:A:H8	1:A:750:A:H3'	8	0.24
(1,552)	1:A:750:A:H8	1:A:750:A:H2'	1	0.24
(1,552)	1:A:750:A:H8	1:A:750:A:H2'	2	0.24
(1,552)	1:A:750:A:H8	1:A:750:A:H2'	3	0.24
(1,552)	1:A:750:A:H8	1:A:750:A:H2'	4	0.24
(1,552)	1:A:750:A:H8	1:A:750:A:H2'	5	0.24
(1,552)	1:A:750:A:H8	1:A:750:A:H2'	8	0.24
(1,545)	1:A:749:U:H6	1:A:749:U:H3'	5	0.24
(1,449)	1:A:737:G:H8	1:A:737:G:H3'	4	0.24

Continued on next page...

Continued from previous page...

Key	Atom-1	Atom-2	Model ID	Violation (Å)
(1,406)	1:A:732:C:H6	1:A:732:C:H3'	6	0.24
(1,404)	1:A:731:G:H3'	1:A:732:C:H6	8	0.24
(1,220)	1:A:706:C:H3'	1:A:707:C:H6	8	0.24
(1,2)	1:A:680:G:H8	1:A:680:G:H3'	2	0.24
(1,2)	1:A:680:G:H8	1:A:680:G:H3'	3	0.24
(1,2)	1:A:680:G:H8	1:A:680:G:H3'	9	0.24
(1,182)	1:A:702:G:H2'	1:A:703:U:H6	1	0.24
(1,103)	1:A:692:U:H3'	1:A:693:G:H8	2	0.24
(1,774)	1:A:781:A:H4'	1:A:782:G:H1'	9	0.23
(1,737)	1:A:777:G:H8	1:A:777:G:H3'	10	0.23
(1,721)	1:A:772:A:H2	1:A:733:C:H1'	3	0.23
(1,720)	1:A:772:A:H8	1:A:772:A:H3'	2	0.23
(1,720)	1:A:772:A:H8	1:A:772:A:H3'	8	0.23
(1,718)	1:A:771:A:H2	1:A:728:G:H1	9	0.23
(1,716)	1:A:771:A:H8	1:A:771:A:H3'	2	0.23
(1,716)	1:A:771:A:H8	1:A:771:A:H3'	9	0.23
(1,681)	1:A:764:G:H3'	1:A:765:A:H8	6	0.23
(1,675)	1:A:764:G:H8	1:A:764:G:H3'	1	0.23
(1,632)	1:A:759:U:H6	1:A:759:U:H3'	7	0.23
(1,629)	1:A:758:U:H2'	1:A:759:U:H6	1	0.23
(1,629)	1:A:758:U:H2'	1:A:759:U:H6	3	0.23
(1,59)	1:A:687:A:H8	1:A:687:A:H3'	5	0.23
(1,59)	1:A:687:A:H8	1:A:687:A:H3'	8	0.23
(1,59)	1:A:687:A:H8	1:A:687:A:H3'	9	0.23
(1,558)	1:A:750:A:H8	1:A:751:C:H6	3	0.23
(1,558)	1:A:750:A:H8	1:A:751:C:H6	8	0.23
(1,553)	1:A:750:A:H8	1:A:750:A:H3'	7	0.23
(1,552)	1:A:750:A:H8	1:A:750:A:H2'	7	0.23
(1,545)	1:A:749:U:H6	1:A:749:U:H3'	8	0.23
(1,447)	1:A:736:G:H3'	1:A:737:G:H8	8	0.23
(1,431)	1:A:734:U:H3'	1:A:735:C:H6	1	0.23
(1,415)	1:A:733:C:H6	1:A:733:C:H3'	2	0.23
(1,406)	1:A:732:C:H6	1:A:732:C:H3'	8	0.23
(1,384)	1:A:727:U:H3'	1:A:728:G:H8	8	0.23
(1,384)	1:A:727:U:H3'	1:A:728:G:H8	10	0.23
(1,24)	1:A:682:G:H3'	1:A:683:G:H8	5	0.23
(1,24)	1:A:682:G:H3'	1:A:683:G:H8	7	0.23
(1,220)	1:A:706:C:H3'	1:A:707:C:H6	2	0.23
(1,220)	1:A:706:C:H3'	1:A:707:C:H6	3	0.23
(1,220)	1:A:706:C:H3'	1:A:707:C:H6	6	0.23
(1,220)	1:A:706:C:H3'	1:A:707:C:H6	7	0.23
(1,2)	1:A:680:G:H8	1:A:680:G:H3'	10	0.23

Continued on next page...

Continued from previous page...

Key	Atom-1	Atom-2	Model ID	Violation (Å)
(1,163)	1:A:700:A:H2	1:A:723:G:H1'	6	0.23
(1,103)	1:A:692:U:H3'	1:A:693:G:H8	5	0.23
(1,103)	1:A:692:U:H3'	1:A:693:G:H8	7	0.23
(1,103)	1:A:692:U:H3'	1:A:693:G:H8	10	0.23
(1,770)	1:A:780:U:H3'	1:A:781:A:H8	4	0.22
(1,770)	1:A:780:U:H3'	1:A:781:A:H8	5	0.22
(1,770)	1:A:780:U:H3'	1:A:781:A:H8	10	0.22
(1,724)	1:A:773:A:H8	1:A:773:A:H3'	4	0.22
(1,724)	1:A:773:A:H8	1:A:773:A:H3'	10	0.22
(1,720)	1:A:772:A:H8	1:A:772:A:H3'	7	0.22
(1,708)	1:A:767:G:H3'	1:A:768:U:H6	7	0.22
(1,693)	1:A:766:G:H8	1:A:766:G:H3'	6	0.22
(1,675)	1:A:764:G:H8	1:A:764:G:H3'	3	0.22
(1,675)	1:A:764:G:H8	1:A:764:G:H3'	10	0.22
(1,64)	1:A:688:A:H2	1:A:782:G:H2'	1	0.22
(1,632)	1:A:759:U:H6	1:A:759:U:H3'	2	0.22
(1,569)	1:A:752:A:H8	1:A:752:A:H3'	2	0.22
(1,569)	1:A:752:A:H8	1:A:752:A:H3'	6	0.22
(1,567)	1:A:751:C:H3'	1:A:752:A:H8	8	0.22
(1,559)	1:A:750:A:H8	1:A:751:C:H5	7	0.22
(1,558)	1:A:750:A:H8	1:A:751:C:H6	6	0.22
(1,545)	1:A:749:U:H6	1:A:749:U:H3'	7	0.22
(1,431)	1:A:734:U:H3'	1:A:735:C:H6	3	0.22
(1,415)	1:A:733:C:H6	1:A:733:C:H3'	4	0.22
(1,406)	1:A:732:C:H6	1:A:732:C:H3'	2	0.22
(1,404)	1:A:731:G:H3'	1:A:732:C:H6	1	0.22
(1,384)	1:A:727:U:H3'	1:A:728:G:H8	1	0.22
(1,384)	1:A:727:U:H3'	1:A:728:G:H8	4	0.22
(1,384)	1:A:727:U:H3'	1:A:728:G:H8	5	0.22
(1,351)	1:A:724:A:H8	1:A:724:A:H3'	2	0.22
(1,262)	1:A:712:G:H1'	1:A:713:U:H5	1	0.22
(1,262)	1:A:712:G:H1'	1:A:713:U:H5	5	0.22
(1,262)	1:A:712:G:H1'	1:A:713:U:H5	10	0.22
(1,24)	1:A:682:G:H3'	1:A:683:G:H8	2	0.22
(1,24)	1:A:682:G:H3'	1:A:683:G:H8	3	0.22
(1,24)	1:A:682:G:H3'	1:A:683:G:H8	4	0.22
(1,229)	1:A:707:C:H3'	1:A:708:C:H6	7	0.22
(1,229)	1:A:707:C:H3'	1:A:708:C:H6	10	0.22
(1,220)	1:A:706:C:H3'	1:A:707:C:H6	4	0.22
(1,220)	1:A:706:C:H3'	1:A:707:C:H6	9	0.22
(1,220)	1:A:706:C:H3'	1:A:707:C:H6	10	0.22
(1,184)	1:A:702:G:H1'	1:A:704:A:H8	3	0.22

Continued on next page...

Continued from previous page...

Key	Atom-1	Atom-2	Model ID	Violation (Å)
(1,182)	1:A:702:G:H2'	1:A:703:U:H6	2	0.22
(1,103)	1:A:692:U:H3'	1:A:693:G:H8	3	0.22
(1,775)	1:A:781:A:H1'	1:A:782:G:H8	10	0.21
(1,774)	1:A:781:A:H4'	1:A:782:G:H1'	4	0.21
(1,774)	1:A:781:A:H4'	1:A:782:G:H1'	5	0.21
(1,737)	1:A:777:G:H8	1:A:777:G:H3'	8	0.21
(1,730)	1:A:774:A:H2	1:A:775:A:H1'	10	0.21
(1,721)	1:A:772:A:H2	1:A:733:C:H1'	2	0.21
(1,720)	1:A:772:A:H8	1:A:772:A:H3'	3	0.21
(1,712)	1:A:770:A:H8	1:A:770:A:H3'	8	0.21
(1,693)	1:A:766:G:H8	1:A:766:G:H3'	10	0.21
(1,681)	1:A:764:G:H3'	1:A:765:A:H8	3	0.21
(1,681)	1:A:764:G:H3'	1:A:765:A:H8	8	0.21
(1,675)	1:A:764:G:H8	1:A:764:G:H3'	8	0.21
(1,675)	1:A:764:G:H8	1:A:764:G:H3'	9	0.21
(1,653)	1:A:761:G:H8	1:A:762:U:H5	9	0.21
(1,632)	1:A:759:U:H6	1:A:759:U:H3'	4	0.21
(1,632)	1:A:759:U:H6	1:A:759:U:H3'	8	0.21
(1,632)	1:A:759:U:H6	1:A:759:U:H3'	10	0.21
(1,629)	1:A:758:U:H2'	1:A:759:U:H6	5	0.21
(1,569)	1:A:752:A:H8	1:A:752:A:H3'	4	0.21
(1,569)	1:A:752:A:H8	1:A:752:A:H3'	5	0.21
(1,569)	1:A:752:A:H8	1:A:752:A:H3'	10	0.21
(1,567)	1:A:751:C:H3'	1:A:752:A:H8	1	0.21
(1,553)	1:A:750:A:H8	1:A:750:A:H3'	9	0.21
(1,439)	1:A:735:C:H3'	1:A:736:G:H8	10	0.21
(1,406)	1:A:732:C:H6	1:A:732:C:H3'	9	0.21
(1,404)	1:A:731:G:H3'	1:A:732:C:H6	2	0.21
(1,384)	1:A:727:U:H3'	1:A:728:G:H8	6	0.21
(1,384)	1:A:727:U:H3'	1:A:728:G:H8	7	0.21
(1,351)	1:A:724:A:H8	1:A:724:A:H3'	3	0.21
(1,265)	1:A:713:U:H5'	1:A:714:A:H8	4	0.21
(1,24)	1:A:682:G:H3'	1:A:683:G:H8	9	0.21
(1,229)	1:A:707:C:H3'	1:A:708:C:H6	4	0.21
(1,229)	1:A:707:C:H3'	1:A:708:C:H6	6	0.21
(1,229)	1:A:707:C:H3'	1:A:708:C:H6	8	0.21
(1,220)	1:A:706:C:H3'	1:A:707:C:H6	5	0.21
(1,184)	1:A:702:G:H1'	1:A:704:A:H8	7	0.21
(1,176)	1:A:702:G:H8	1:A:702:G:H3'	1	0.21
(1,176)	1:A:702:G:H8	1:A:702:G:H3'	2	0.21
(1,103)	1:A:692:U:H3'	1:A:693:G:H8	4	0.21
(1,810)	1:A:785:C:H3'	1:A:786:C:H6	9	0.2

Continued on next page...

Continued from previous page...

Key	Atom-1	Atom-2	Model ID	Violation (Å)
(1,775)	1:A:781:A:H1'	1:A:782:G:H8	1	0.2
(1,769)	1:A:780:U:H2'	1:A:781:A:H8	7	0.2
(1,721)	1:A:772:A:H2	1:A:733:C:H1'	7	0.2
(1,701)	1:A:767:G:H8	1:A:767:G:H3'	8	0.2
(1,693)	1:A:766:G:H8	1:A:766:G:H3'	3	0.2
(1,693)	1:A:766:G:H8	1:A:766:G:H3'	4	0.2
(1,693)	1:A:766:G:H8	1:A:766:G:H3'	9	0.2
(1,681)	1:A:764:G:H3'	1:A:765:A:H8	1	0.2
(1,681)	1:A:764:G:H3'	1:A:765:A:H8	2	0.2
(1,681)	1:A:764:G:H3'	1:A:765:A:H8	5	0.2
(1,681)	1:A:764:G:H3'	1:A:765:A:H8	7	0.2
(1,636)	1:A:759:U:H1'	1:A:760:A:H8	3	0.2
(1,632)	1:A:759:U:H6	1:A:759:U:H3'	3	0.2
(1,629)	1:A:758:U:H2'	1:A:759:U:H6	2	0.2
(1,569)	1:A:752:A:H8	1:A:752:A:H3'	1	0.2
(1,569)	1:A:752:A:H8	1:A:752:A:H3'	7	0.2
(1,569)	1:A:752:A:H8	1:A:752:A:H3'	9	0.2
(1,567)	1:A:751:C:H3'	1:A:752:A:H8	5	0.2
(1,558)	1:A:750:A:H8	1:A:751:C:H6	2	0.2
(1,558)	1:A:750:A:H8	1:A:751:C:H6	7	0.2
(1,558)	1:A:750:A:H8	1:A:751:C:H6	9	0.2
(1,553)	1:A:750:A:H8	1:A:750:A:H3'	5	0.2
(1,553)	1:A:750:A:H8	1:A:750:A:H3'	6	0.2
(1,553)	1:A:750:A:H8	1:A:750:A:H3'	10	0.2
(1,447)	1:A:736:G:H3'	1:A:737:G:H8	7	0.2
(1,415)	1:A:733:C:H6	1:A:733:C:H3'	3	0.2
(1,415)	1:A:733:C:H6	1:A:733:C:H3'	5	0.2
(1,406)	1:A:732:C:H6	1:A:732:C:H3'	4	0.2
(1,262)	1:A:712:G:H1'	1:A:713:U:H5	8	0.2
(1,24)	1:A:682:G:H3'	1:A:683:G:H8	6	0.2
(1,220)	1:A:706:C:H3'	1:A:707:C:H6	1	0.2
(1,184)	1:A:702:G:H1'	1:A:704:A:H8	8	0.2
(1,182)	1:A:702:G:H2'	1:A:703:U:H6	9	0.2
(1,16)	1:A:681:G:H3'	1:A:682:G:H8	4	0.2
(1,16)	1:A:681:G:H3'	1:A:682:G:H8	7	0.2
(1,801)	1:A:784:C:H3'	1:A:785:C:H6	2	0.19
(1,777)	1:A:782:G:H8	1:A:782:G:H3'	8	0.19
(1,775)	1:A:781:A:H1'	1:A:782:G:H8	4	0.19
(1,775)	1:A:781:A:H1'	1:A:782:G:H8	5	0.19
(1,775)	1:A:781:A:H1'	1:A:782:G:H8	8	0.19
(1,770)	1:A:780:U:H3'	1:A:781:A:H8	2	0.19
(1,770)	1:A:780:U:H3'	1:A:781:A:H8	7	0.19

Continued on next page...

Continued from previous page...

Key	Atom-1	Atom-2	Model ID	Violation (Å)
(1,769)	1:A:780:U:H2'	1:A:781:A:H8	4	0.19
(1,769)	1:A:780:U:H2'	1:A:781:A:H8	6	0.19
(1,737)	1:A:777:G:H8	1:A:777:G:H3'	3	0.19
(1,737)	1:A:777:G:H8	1:A:777:G:H3'	7	0.19
(1,728)	1:A:774:A:H8	1:A:774:A:H3'	2	0.19
(1,718)	1:A:771:A:H2	1:A:728:G:H1	1	0.19
(1,701)	1:A:767:G:H8	1:A:767:G:H3'	1	0.19
(1,681)	1:A:764:G:H3'	1:A:765:A:H8	4	0.19
(1,681)	1:A:764:G:H3'	1:A:765:A:H8	9	0.19
(1,681)	1:A:764:G:H3'	1:A:765:A:H8	10	0.19
(1,675)	1:A:764:G:H8	1:A:764:G:H3'	4	0.19
(1,675)	1:A:764:G:H8	1:A:764:G:H3'	5	0.19
(1,675)	1:A:764:G:H8	1:A:764:G:H3'	7	0.19
(1,569)	1:A:752:A:H8	1:A:752:A:H3'	3	0.19
(1,553)	1:A:750:A:H8	1:A:750:A:H3'	1	0.19
(1,553)	1:A:750:A:H8	1:A:750:A:H3'	2	0.19
(1,553)	1:A:750:A:H8	1:A:750:A:H3'	3	0.19
(1,553)	1:A:750:A:H8	1:A:750:A:H3'	4	0.19
(1,447)	1:A:736:G:H3'	1:A:737:G:H8	6	0.19
(1,447)	1:A:736:G:H3'	1:A:737:G:H8	10	0.19
(1,439)	1:A:735:C:H3'	1:A:736:G:H8	3	0.19
(1,439)	1:A:735:C:H3'	1:A:736:G:H8	4	0.19
(1,439)	1:A:735:C:H3'	1:A:736:G:H8	5	0.19
(1,439)	1:A:735:C:H3'	1:A:736:G:H8	6	0.19
(1,439)	1:A:735:C:H3'	1:A:736:G:H8	9	0.19
(1,415)	1:A:733:C:H6	1:A:733:C:H3'	10	0.19
(1,406)	1:A:732:C:H6	1:A:732:C:H3'	1	0.19
(1,406)	1:A:732:C:H6	1:A:732:C:H3'	7	0.19
(1,406)	1:A:732:C:H6	1:A:732:C:H3'	10	0.19
(1,404)	1:A:731:G:H3'	1:A:732:C:H6	7	0.19
(1,384)	1:A:727:U:H3'	1:A:728:G:H8	3	0.19
(1,351)	1:A:724:A:H8	1:A:724:A:H3'	5	0.19
(1,351)	1:A:724:A:H8	1:A:724:A:H3'	6	0.19
(1,351)	1:A:724:A:H8	1:A:724:A:H3'	7	0.19
(1,351)	1:A:724:A:H8	1:A:724:A:H3'	10	0.19
(1,32)	1:A:683:G:H3'	1:A:684:C:H6	1	0.19
(1,308)	1:A:718:G:H3'	1:A:719:A:H8	8	0.19
(1,308)	1:A:718:G:H3'	1:A:719:A:H8	9	0.19
(1,268)	1:A:714:A:H8	1:A:714:A:H3'	4	0.19
(1,26)	1:A:683:G:H8	1:A:683:G:H3'	1	0.19
(1,26)	1:A:683:G:H8	1:A:683:G:H3'	8	0.19
(1,229)	1:A:707:C:H3'	1:A:708:C:H6	9	0.19

Continued on next page...

Continued from previous page...

Key	Atom-1	Atom-2	Model ID	Violation (Å)
(1,184)	1:A:702:G:H1'	1:A:704:A:H8	2	0.19
(1,181)	1:A:702:G:H8	1:A:703:U:H5	1	0.19
(1,176)	1:A:702:G:H8	1:A:702:G:H3'	5	0.19
(1,16)	1:A:681:G:H3'	1:A:682:G:H8	1	0.19
(1,16)	1:A:681:G:H3'	1:A:682:G:H8	2	0.19
(1,16)	1:A:681:G:H3'	1:A:682:G:H8	8	0.19
(1,105)	1:A:693:G:H8	1:A:693:G:H3'	9	0.19
(1,10)	1:A:681:G:H8	1:A:681:G:H3'	4	0.19
(1,819)	1:A:786:C:H3'	1:A:787:C:H6	2	0.18
(1,819)	1:A:786:C:H3'	1:A:787:C:H6	9	0.18
(1,801)	1:A:784:C:H3'	1:A:785:C:H6	1	0.18
(1,801)	1:A:784:C:H3'	1:A:785:C:H6	4	0.18
(1,801)	1:A:784:C:H3'	1:A:785:C:H6	7	0.18
(1,792)	1:A:783:G:H3'	1:A:784:C:H6	8	0.18
(1,785)	1:A:783:G:H8	1:A:783:G:H3'	2	0.18
(1,785)	1:A:783:G:H8	1:A:783:G:H3'	7	0.18
(1,777)	1:A:782:G:H8	1:A:782:G:H3'	4	0.18
(1,769)	1:A:780:U:H2'	1:A:781:A:H8	2	0.18
(1,769)	1:A:780:U:H2'	1:A:781:A:H8	3	0.18
(1,769)	1:A:780:U:H2'	1:A:781:A:H8	5	0.18
(1,769)	1:A:780:U:H2'	1:A:781:A:H8	10	0.18
(1,737)	1:A:777:G:H8	1:A:777:G:H3'	2	0.18
(1,724)	1:A:773:A:H8	1:A:773:A:H3'	6	0.18
(1,675)	1:A:764:G:H8	1:A:764:G:H3'	2	0.18
(1,675)	1:A:764:G:H8	1:A:764:G:H3'	6	0.18
(1,632)	1:A:759:U:H6	1:A:759:U:H3'	6	0.18
(1,629)	1:A:758:U:H2'	1:A:759:U:H6	6	0.18
(1,629)	1:A:758:U:H2'	1:A:759:U:H6	7	0.18
(1,57)	1:A:686:G:H3'	1:A:687:A:H8	1	0.18
(1,567)	1:A:751:C:H3'	1:A:752:A:H8	3	0.18
(1,559)	1:A:750:A:H8	1:A:751:C:H5	4	0.18
(1,558)	1:A:750:A:H8	1:A:751:C:H6	1	0.18
(1,558)	1:A:750:A:H8	1:A:751:C:H6	4	0.18
(1,558)	1:A:750:A:H8	1:A:751:C:H6	5	0.18
(1,558)	1:A:750:A:H8	1:A:751:C:H6	10	0.18
(1,447)	1:A:736:G:H3'	1:A:737:G:H8	1	0.18
(1,447)	1:A:736:G:H3'	1:A:737:G:H8	4	0.18
(1,447)	1:A:736:G:H3'	1:A:737:G:H8	5	0.18
(1,439)	1:A:735:C:H3'	1:A:736:G:H8	1	0.18
(1,439)	1:A:735:C:H3'	1:A:736:G:H8	2	0.18
(1,439)	1:A:735:C:H3'	1:A:736:G:H8	7	0.18
(1,415)	1:A:733:C:H6	1:A:733:C:H3'	8	0.18

Continued on next page...

Continued from previous page...

Key	Atom-1	Atom-2	Model ID	Violation (Å)
(1,415)	1:A:733:C:H6	1:A:733:C:H3'	9	0.18
(1,406)	1:A:732:C:H6	1:A:732:C:H3'	5	0.18
(1,404)	1:A:731:G:H3'	1:A:732:C:H6	4	0.18
(1,394)	1:A:729:G:H8	1:A:729:G:H3'	8	0.18
(1,384)	1:A:727:U:H3'	1:A:728:G:H8	2	0.18
(1,384)	1:A:727:U:H3'	1:A:728:G:H8	9	0.18
(1,351)	1:A:724:A:H8	1:A:724:A:H3'	4	0.18
(1,351)	1:A:724:A:H8	1:A:724:A:H3'	9	0.18
(1,32)	1:A:683:G:H3'	1:A:684:C:H6	8	0.18
(1,308)	1:A:718:G:H3'	1:A:719:A:H8	7	0.18
(1,284)	1:A:715:U:H3'	1:A:716:G:H8	4	0.18
(1,284)	1:A:715:U:H3'	1:A:716:G:H8	8	0.18
(1,265)	1:A:713:U:H5'	1:A:714:A:H8	1	0.18
(1,262)	1:A:712:G:H1'	1:A:713:U:H5	6	0.18
(1,26)	1:A:683:G:H8	1:A:683:G:H3'	2	0.18
(1,24)	1:A:682:G:H3'	1:A:683:G:H8	10	0.18
(1,229)	1:A:707:C:H3'	1:A:708:C:H6	1	0.18
(1,229)	1:A:707:C:H3'	1:A:708:C:H6	2	0.18
(1,229)	1:A:707:C:H3'	1:A:708:C:H6	3	0.18
(1,211)	1:A:705:C:H3'	1:A:706:C:H6	2	0.18
(1,211)	1:A:705:C:H3'	1:A:706:C:H6	3	0.18
(1,184)	1:A:702:G:H1'	1:A:704:A:H8	9	0.18
(1,183)	1:A:702:G:H3'	1:A:703:U:H6	1	0.18
(1,182)	1:A:702:G:H2'	1:A:703:U:H6	5	0.18
(1,176)	1:A:702:G:H8	1:A:702:G:H3'	3	0.18
(1,176)	1:A:702:G:H8	1:A:702:G:H3'	4	0.18
(1,176)	1:A:702:G:H8	1:A:702:G:H3'	9	0.18
(1,105)	1:A:693:G:H8	1:A:693:G:H3'	6	0.18
(1,10)	1:A:681:G:H8	1:A:681:G:H3'	8	0.18
(1,819)	1:A:786:C:H3'	1:A:787:C:H6	3	0.17
(1,819)	1:A:786:C:H3'	1:A:787:C:H6	6	0.17
(1,819)	1:A:786:C:H3'	1:A:787:C:H6	7	0.17
(1,810)	1:A:785:C:H3'	1:A:786:C:H6	7	0.17
(1,801)	1:A:784:C:H3'	1:A:785:C:H6	3	0.17
(1,801)	1:A:784:C:H3'	1:A:785:C:H6	6	0.17
(1,801)	1:A:784:C:H3'	1:A:785:C:H6	8	0.17
(1,775)	1:A:781:A:H1'	1:A:782:G:H8	3	0.17
(1,775)	1:A:781:A:H1'	1:A:782:G:H8	6	0.17
(1,770)	1:A:780:U:H3'	1:A:781:A:H8	1	0.17
(1,770)	1:A:780:U:H3'	1:A:781:A:H8	8	0.17
(1,769)	1:A:780:U:H2'	1:A:781:A:H8	9	0.17
(1,716)	1:A:771:A:H8	1:A:771:A:H3'	8	0.17

Continued on next page...

Continued from previous page...

Key	Atom-1	Atom-2	Model ID	Violation (Å)
(1,693)	1:A:766:G:H8	1:A:766:G:H3'	1	0.17
(1,693)	1:A:766:G:H8	1:A:766:G:H3'	2	0.17
(1,693)	1:A:766:G:H8	1:A:766:G:H3'	7	0.17
(1,693)	1:A:766:G:H8	1:A:766:G:H3'	8	0.17
(1,636)	1:A:759:U:H1'	1:A:760:A:H8	2	0.17
(1,636)	1:A:759:U:H1'	1:A:760:A:H8	8	0.17
(1,632)	1:A:759:U:H6	1:A:759:U:H3'	1	0.17
(1,57)	1:A:686:G:H3'	1:A:687:A:H8	8	0.17
(1,57)	1:A:686:G:H3'	1:A:687:A:H8	9	0.17
(1,567)	1:A:751:C:H3'	1:A:752:A:H8	4	0.17
(1,567)	1:A:751:C:H3'	1:A:752:A:H8	6	0.17
(1,567)	1:A:751:C:H3'	1:A:752:A:H8	9	0.17
(1,559)	1:A:750:A:H8	1:A:751:C:H5	3	0.17
(1,559)	1:A:750:A:H8	1:A:751:C:H5	5	0.17
(1,447)	1:A:736:G:H3'	1:A:737:G:H8	3	0.17
(1,415)	1:A:733:C:H6	1:A:733:C:H3'	1	0.17
(1,404)	1:A:731:G:H3'	1:A:732:C:H6	9	0.17
(1,376)	1:A:726:C:H3'	1:A:727:U:H6	7	0.17
(1,32)	1:A:683:G:H3'	1:A:684:C:H6	2	0.17
(1,32)	1:A:683:G:H3'	1:A:684:C:H6	7	0.17
(1,308)	1:A:718:G:H3'	1:A:719:A:H8	2	0.17
(1,308)	1:A:718:G:H3'	1:A:719:A:H8	3	0.17
(1,268)	1:A:714:A:H8	1:A:714:A:H3'	5	0.17
(1,268)	1:A:714:A:H8	1:A:714:A:H3'	8	0.17
(1,265)	1:A:713:U:H5'	1:A:714:A:H8	8	0.17
(1,262)	1:A:712:G:H1'	1:A:713:U:H5	3	0.17
(1,262)	1:A:712:G:H1'	1:A:713:U:H5	7	0.17
(1,26)	1:A:683:G:H8	1:A:683:G:H3'	6	0.17
(1,26)	1:A:683:G:H8	1:A:683:G:H3'	9	0.17
(1,229)	1:A:707:C:H3'	1:A:708:C:H6	5	0.17
(1,211)	1:A:705:C:H3'	1:A:706:C:H6	9	0.17
(1,182)	1:A:702:G:H2'	1:A:703:U:H6	7	0.17
(1,181)	1:A:702:G:H8	1:A:703:U:H5	5	0.17
(1,18)	1:A:682:G:H8	1:A:682:G:H3'	1	0.17
(1,18)	1:A:682:G:H8	1:A:682:G:H3'	5	0.17
(1,176)	1:A:702:G:H8	1:A:702:G:H3'	7	0.17
(1,176)	1:A:702:G:H8	1:A:702:G:H3'	8	0.17
(1,16)	1:A:681:G:H3'	1:A:682:G:H8	6	0.17
(1,120)	1:A:695:C:H3'	1:A:696:C:H6	3	0.17
(1,105)	1:A:693:G:H8	1:A:693:G:H3'	1	0.17
(1,10)	1:A:681:G:H8	1:A:681:G:H3'	1	0.17
(2,4)	1:A:760:A:H2	1:A:759:U:H1'	6	0.16

Continued on next page...

Continued from previous page...

Key	Atom-1	Atom-2	Model ID	Violation (Å)
(2,4)	1:A:760:A:H2	1:A:759:U:H1'	10	0.16
(1,810)	1:A:785:C:H3'	1:A:786:C:H6	2	0.16
(1,810)	1:A:785:C:H3'	1:A:786:C:H6	3	0.16
(1,810)	1:A:785:C:H3'	1:A:786:C:H6	8	0.16
(1,801)	1:A:784:C:H3'	1:A:785:C:H6	9	0.16
(1,785)	1:A:783:G:H8	1:A:783:G:H3'	5	0.16
(1,693)	1:A:766:G:H8	1:A:766:G:H3'	5	0.16
(1,640)	1:A:760:A:H8	1:A:760:A:H3'	4	0.16
(1,636)	1:A:759:U:H1'	1:A:760:A:H8	5	0.16
(1,636)	1:A:759:U:H1'	1:A:760:A:H8	7	0.16
(1,632)	1:A:759:U:H6	1:A:759:U:H3'	5	0.16
(1,629)	1:A:758:U:H2'	1:A:759:U:H6	8	0.16
(1,57)	1:A:686:G:H3'	1:A:687:A:H8	2	0.16
(1,57)	1:A:686:G:H3'	1:A:687:A:H8	5	0.16
(1,567)	1:A:751:C:H3'	1:A:752:A:H8	10	0.16
(1,557)	1:A:750:A:H2	1:A:751:C:H1'	4	0.16
(1,447)	1:A:736:G:H3'	1:A:737:G:H8	2	0.16
(1,447)	1:A:736:G:H3'	1:A:737:G:H8	9	0.16
(1,415)	1:A:733:C:H6	1:A:733:C:H3'	7	0.16
(1,376)	1:A:726:C:H3'	1:A:727:U:H6	6	0.16
(1,32)	1:A:683:G:H3'	1:A:684:C:H6	6	0.16
(1,265)	1:A:713:U:H5'	1:A:714:A:H8	5	0.16
(1,265)	1:A:713:U:H5'	1:A:714:A:H8	10	0.16
(1,26)	1:A:683:G:H8	1:A:683:G:H3'	7	0.16
(1,26)	1:A:683:G:H8	1:A:683:G:H3'	10	0.16
(1,211)	1:A:705:C:H3'	1:A:706:C:H6	4	0.16
(1,211)	1:A:705:C:H3'	1:A:706:C:H6	6	0.16
(1,211)	1:A:705:C:H3'	1:A:706:C:H6	7	0.16
(1,211)	1:A:705:C:H3'	1:A:706:C:H6	8	0.16
(1,182)	1:A:702:G:H2'	1:A:703:U:H6	6	0.16
(1,181)	1:A:702:G:H8	1:A:703:U:H5	2	0.16
(1,18)	1:A:682:G:H8	1:A:682:G:H3'	6	0.16
(1,18)	1:A:682:G:H8	1:A:682:G:H3'	8	0.16
(1,18)	1:A:682:G:H8	1:A:682:G:H3'	9	0.16
(1,18)	1:A:682:G:H8	1:A:682:G:H3'	10	0.16
(1,174)	1:A:701:G:H3'	1:A:702:G:H8	10	0.16
(1,173)	1:A:701:G:H2'	1:A:702:G:H8	10	0.16
(1,16)	1:A:681:G:H3'	1:A:682:G:H8	3	0.16
(2,4)	1:A:760:A:H2	1:A:759:U:H1'	3	0.15
(1,819)	1:A:786:C:H3'	1:A:787:C:H6	4	0.15
(1,819)	1:A:786:C:H3'	1:A:787:C:H6	5	0.15
(1,819)	1:A:786:C:H3'	1:A:787:C:H6	8	0.15

Continued on next page...

Continued from previous page...

Key	Atom-1	Atom-2	Model ID	Violation (Å)
(1,810)	1:A:785:C:H3'	1:A:786:C:H6	5	0.15
(1,801)	1:A:784:C:H3'	1:A:785:C:H6	10	0.15
(1,792)	1:A:783:G:H3'	1:A:784:C:H6	2	0.15
(1,792)	1:A:783:G:H3'	1:A:784:C:H6	9	0.15
(1,785)	1:A:783:G:H8	1:A:783:G:H3'	3	0.15
(1,785)	1:A:783:G:H8	1:A:783:G:H3'	4	0.15
(1,785)	1:A:783:G:H8	1:A:783:G:H3'	8	0.15
(1,785)	1:A:783:G:H8	1:A:783:G:H3'	10	0.15
(1,777)	1:A:782:G:H8	1:A:782:G:H3'	1	0.15
(1,777)	1:A:782:G:H8	1:A:782:G:H3'	2	0.15
(1,777)	1:A:782:G:H8	1:A:782:G:H3'	7	0.15
(1,777)	1:A:782:G:H8	1:A:782:G:H3'	9	0.15
(1,775)	1:A:781:A:H1'	1:A:782:G:H8	7	0.15
(1,718)	1:A:771:A:H2	1:A:728:G:H1	6	0.15
(1,640)	1:A:760:A:H8	1:A:760:A:H3'	3	0.15
(1,640)	1:A:760:A:H8	1:A:760:A:H3'	5	0.15
(1,578)	1:A:752:A:H3'	1:A:753:U:H6	2	0.15
(1,578)	1:A:752:A:H3'	1:A:753:U:H6	8	0.15
(1,57)	1:A:686:G:H3'	1:A:687:A:H8	6	0.15
(1,57)	1:A:686:G:H3'	1:A:687:A:H8	7	0.15
(1,57)	1:A:686:G:H3'	1:A:687:A:H8	10	0.15
(1,559)	1:A:750:A:H8	1:A:751:C:H5	2	0.15
(1,394)	1:A:729:G:H8	1:A:729:G:H3'	3	0.15
(1,386)	1:A:728:G:H8	1:A:728:G:H3'	1	0.15
(1,376)	1:A:726:C:H3'	1:A:727:U:H6	2	0.15
(1,376)	1:A:726:C:H3'	1:A:727:U:H6	3	0.15
(1,376)	1:A:726:C:H3'	1:A:727:U:H6	4	0.15
(1,376)	1:A:726:C:H3'	1:A:727:U:H6	8	0.15
(1,376)	1:A:726:C:H3'	1:A:727:U:H6	10	0.15
(1,351)	1:A:724:A:H8	1:A:724:A:H3'	8	0.15
(1,32)	1:A:683:G:H3'	1:A:684:C:H6	9	0.15
(1,32)	1:A:683:G:H3'	1:A:684:C:H6	10	0.15
(1,308)	1:A:718:G:H3'	1:A:719:A:H8	1	0.15
(1,308)	1:A:718:G:H3'	1:A:719:A:H8	4	0.15
(1,284)	1:A:715:U:H3'	1:A:716:G:H8	1	0.15
(1,284)	1:A:715:U:H3'	1:A:716:G:H8	5	0.15
(1,284)	1:A:715:U:H3'	1:A:716:G:H8	7	0.15
(1,284)	1:A:715:U:H3'	1:A:716:G:H8	10	0.15
(1,262)	1:A:712:G:H1'	1:A:713:U:H5	9	0.15
(1,211)	1:A:705:C:H3'	1:A:706:C:H6	5	0.15
(1,193)	1:A:704:A:H8	1:A:704:A:H2'	1	0.15
(1,193)	1:A:704:A:H8	1:A:704:A:H2'	3	0.15

Continued on next page...

Continued from previous page...

Key	Atom-1	Atom-2	Model ID	Violation (Å)
(1,183)	1:A:702:G:H3'	1:A:703:U:H6	4	0.15
(1,182)	1:A:702:G:H2'	1:A:703:U:H6	10	0.15
(1,18)	1:A:682:G:H8	1:A:682:G:H3'	3	0.15
(1,16)	1:A:681:G:H3'	1:A:682:G:H8	5	0.15
(1,140)	1:A:698:G:H8	1:A:698:G:H3'	6	0.15
(1,120)	1:A:695:C:H3'	1:A:696:C:H6	5	0.15
(1,120)	1:A:695:C:H3'	1:A:696:C:H6	7	0.15
(1,10)	1:A:681:G:H8	1:A:681:G:H3'	6	0.15
(1,10)	1:A:681:G:H8	1:A:681:G:H3'	7	0.15
(1,10)	1:A:681:G:H8	1:A:681:G:H3'	9	0.15
(1,10)	1:A:681:G:H8	1:A:681:G:H3'	10	0.15
(2,4)	1:A:760:A:H2	1:A:759:U:H1'	2	0.14
(1,819)	1:A:786:C:H3'	1:A:787:C:H6	1	0.14
(1,810)	1:A:785:C:H3'	1:A:786:C:H6	4	0.14
(1,8)	1:A:680:G:H3'	1:A:681:G:H8	7	0.14
(1,8)	1:A:680:G:H3'	1:A:681:G:H8	10	0.14
(1,792)	1:A:783:G:H3'	1:A:784:C:H6	1	0.14
(1,792)	1:A:783:G:H3'	1:A:784:C:H6	3	0.14
(1,792)	1:A:783:G:H3'	1:A:784:C:H6	6	0.14
(1,792)	1:A:783:G:H3'	1:A:784:C:H6	7	0.14
(1,785)	1:A:783:G:H8	1:A:783:G:H3'	1	0.14
(1,785)	1:A:783:G:H8	1:A:783:G:H3'	6	0.14
(1,777)	1:A:782:G:H8	1:A:782:G:H3'	3	0.14
(1,777)	1:A:782:G:H8	1:A:782:G:H3'	10	0.14
(1,770)	1:A:780:U:H3'	1:A:781:A:H8	3	0.14
(1,769)	1:A:780:U:H2'	1:A:781:A:H8	8	0.14
(1,629)	1:A:758:U:H2'	1:A:759:U:H6	10	0.14
(1,586)	1:A:753:U:H3'	1:A:754:G:H8	2	0.14
(1,578)	1:A:752:A:H3'	1:A:753:U:H6	1	0.14
(1,578)	1:A:752:A:H3'	1:A:753:U:H6	4	0.14
(1,578)	1:A:752:A:H3'	1:A:753:U:H6	5	0.14
(1,578)	1:A:752:A:H3'	1:A:753:U:H6	7	0.14
(1,559)	1:A:750:A:H8	1:A:751:C:H5	8	0.14
(1,526)	1:A:746:C:H6	1:A:746:C:H3'	2	0.14
(1,394)	1:A:729:G:H8	1:A:729:G:H3'	1	0.14
(1,376)	1:A:726:C:H3'	1:A:727:U:H6	1	0.14
(1,32)	1:A:683:G:H3'	1:A:684:C:H6	3	0.14
(1,32)	1:A:683:G:H3'	1:A:684:C:H6	5	0.14
(1,308)	1:A:718:G:H3'	1:A:719:A:H8	5	0.14
(1,308)	1:A:718:G:H3'	1:A:719:A:H8	10	0.14
(1,292)	1:A:716:G:H3'	1:A:717:G:H8	4	0.14
(1,284)	1:A:715:U:H3'	1:A:716:G:H8	2	0.14

Continued on next page...

Continued from previous page...

Key	Atom-1	Atom-2	Model ID	Violation (Å)
(1,284)	1:A:715:U:H3'	1:A:716:G:H8	6	0.14
(1,268)	1:A:714:A:H8	1:A:714:A:H3'	3	0.14
(1,268)	1:A:714:A:H8	1:A:714:A:H3'	9	0.14
(1,268)	1:A:714:A:H8	1:A:714:A:H3'	10	0.14
(1,265)	1:A:713:U:H5'	1:A:714:A:H8	6	0.14
(1,265)	1:A:713:U:H5'	1:A:714:A:H8	7	0.14
(1,26)	1:A:683:G:H8	1:A:683:G:H3'	3	0.14
(1,26)	1:A:683:G:H8	1:A:683:G:H3'	4	0.14
(1,26)	1:A:683:G:H8	1:A:683:G:H3'	5	0.14
(1,237)	1:A:708:C:H3'	1:A:709:A:H8	7	0.14
(1,211)	1:A:705:C:H3'	1:A:706:C:H6	1	0.14
(1,193)	1:A:704:A:H8	1:A:704:A:H2'	5	0.14
(1,192)	1:A:703:U:H2'	1:A:704:A:H8	8	0.14
(1,184)	1:A:702:G:H1'	1:A:704:A:H8	1	0.14
(1,182)	1:A:702:G:H2'	1:A:703:U:H6	3	0.14
(1,181)	1:A:702:G:H8	1:A:703:U:H5	4	0.14
(1,181)	1:A:702:G:H8	1:A:703:U:H5	8	0.14
(1,181)	1:A:702:G:H8	1:A:703:U:H5	9	0.14
(1,18)	1:A:682:G:H8	1:A:682:G:H3'	2	0.14
(1,18)	1:A:682:G:H8	1:A:682:G:H3'	4	0.14
(1,16)	1:A:681:G:H3'	1:A:682:G:H8	9	0.14
(1,16)	1:A:681:G:H3'	1:A:682:G:H8	10	0.14
(1,140)	1:A:698:G:H8	1:A:698:G:H3'	8	0.14
(1,120)	1:A:695:C:H3'	1:A:696:C:H6	1	0.14
(1,120)	1:A:695:C:H3'	1:A:696:C:H6	9	0.14
(1,105)	1:A:693:G:H8	1:A:693:G:H3'	4	0.14
(1,10)	1:A:681:G:H8	1:A:681:G:H3'	5	0.14
(1,819)	1:A:786:C:H3'	1:A:787:C:H6	10	0.13
(1,810)	1:A:785:C:H3'	1:A:786:C:H6	1	0.13
(1,810)	1:A:785:C:H3'	1:A:786:C:H6	6	0.13
(1,801)	1:A:784:C:H3'	1:A:785:C:H6	5	0.13
(1,792)	1:A:783:G:H3'	1:A:784:C:H6	4	0.13
(1,785)	1:A:783:G:H8	1:A:783:G:H3'	9	0.13
(1,783)	1:A:782:G:H3'	1:A:783:G:H8	8	0.13
(1,777)	1:A:782:G:H8	1:A:782:G:H3'	6	0.13
(1,769)	1:A:780:U:H2'	1:A:781:A:H8	1	0.13
(1,734)	1:A:775:A:H8	1:A:776:C:H6	9	0.13
(1,730)	1:A:774:A:H2	1:A:775:A:H1'	9	0.13
(1,725)	1:A:773:A:H2	1:A:732:C:H1'	6	0.13
(1,683)	1:A:765:A:H8	1:A:765:A:H3'	2	0.13
(1,683)	1:A:765:A:H8	1:A:765:A:H3'	6	0.13
(1,683)	1:A:765:A:H8	1:A:765:A:H3'	7	0.13

Continued on next page...

Continued from previous page...

Key	Atom-1	Atom-2	Model ID	Violation (Å)
(1,640)	1:A:760:A:H8	1:A:760:A:H3'	2	0.13
(1,640)	1:A:760:A:H8	1:A:760:A:H3'	7	0.13
(1,636)	1:A:759:U:H1'	1:A:760:A:H8	4	0.13
(1,578)	1:A:752:A:H3'	1:A:753:U:H6	3	0.13
(1,57)	1:A:686:G:H3'	1:A:687:A:H8	3	0.13
(1,57)	1:A:686:G:H3'	1:A:687:A:H8	4	0.13
(1,559)	1:A:750:A:H8	1:A:751:C:H5	1	0.13
(1,557)	1:A:750:A:H2	1:A:751:C:H1'	9	0.13
(1,394)	1:A:729:G:H8	1:A:729:G:H3'	2	0.13
(1,376)	1:A:726:C:H3'	1:A:727:U:H6	5	0.13
(1,308)	1:A:718:G:H3'	1:A:719:A:H8	6	0.13
(1,284)	1:A:715:U:H3'	1:A:716:G:H8	3	0.13
(1,284)	1:A:715:U:H3'	1:A:716:G:H8	9	0.13
(1,268)	1:A:714:A:H8	1:A:714:A:H3'	2	0.13
(1,268)	1:A:714:A:H8	1:A:714:A:H3'	6	0.13
(1,268)	1:A:714:A:H8	1:A:714:A:H3'	7	0.13
(1,265)	1:A:713:U:H5'	1:A:714:A:H8	3	0.13
(1,237)	1:A:708:C:H3'	1:A:709:A:H8	2	0.13
(1,237)	1:A:708:C:H3'	1:A:709:A:H8	6	0.13
(1,237)	1:A:708:C:H3'	1:A:709:A:H8	8	0.13
(1,237)	1:A:708:C:H3'	1:A:709:A:H8	10	0.13
(1,211)	1:A:705:C:H3'	1:A:706:C:H6	10	0.13
(1,193)	1:A:704:A:H8	1:A:704:A:H2'	8	0.13
(1,193)	1:A:704:A:H8	1:A:704:A:H2'	9	0.13
(1,185)	1:A:703:U:H6	1:A:703:U:H2'	5	0.13
(1,185)	1:A:703:U:H6	1:A:703:U:H2'	7	0.13
(1,184)	1:A:702:G:H1'	1:A:704:A:H8	5	0.13
(1,18)	1:A:682:G:H8	1:A:682:G:H3'	7	0.13
(1,146)	1:A:698:G:H3'	1:A:699:A:H8	8	0.13
(1,140)	1:A:698:G:H8	1:A:698:G:H3'	4	0.13
(1,130)	1:A:697:A:H8	1:A:697:A:H3'	10	0.13
(1,120)	1:A:695:C:H3'	1:A:696:C:H6	8	0.13
(1,10)	1:A:681:G:H8	1:A:681:G:H3'	2	0.13
(2,4)	1:A:760:A:H2	1:A:759:U:H1'	1	0.12
(2,4)	1:A:760:A:H2	1:A:759:U:H1'	8	0.12
(1,810)	1:A:785:C:H3'	1:A:786:C:H6	10	0.12
(1,8)	1:A:680:G:H3'	1:A:681:G:H8	5	0.12
(1,721)	1:A:772:A:H2	1:A:733:C:H1'	8	0.12
(1,70)	1:A:689:G:H8	1:A:689:G:H3'	6	0.12
(1,683)	1:A:765:A:H8	1:A:765:A:H3'	1	0.12
(1,683)	1:A:765:A:H8	1:A:765:A:H3'	3	0.12
(1,683)	1:A:765:A:H8	1:A:765:A:H3'	4	0.12

Continued on next page...

Continued from previous page...

Key	Atom-1	Atom-2	Model ID	Violation (Å)
(1,683)	1:A:765:A:H8	1:A:765:A:H3'	10	0.12
(1,640)	1:A:760:A:H8	1:A:760:A:H3'	8	0.12
(1,636)	1:A:759:U:H1'	1:A:760:A:H8	1	0.12
(1,636)	1:A:759:U:H1'	1:A:760:A:H8	10	0.12
(1,628)	1:A:758:U:H6	1:A:759:U:H6	9	0.12
(1,586)	1:A:753:U:H3'	1:A:754:G:H8	7	0.12
(1,578)	1:A:752:A:H3'	1:A:753:U:H6	6	0.12
(1,559)	1:A:750:A:H8	1:A:751:C:H5	9	0.12
(1,557)	1:A:750:A:H2	1:A:751:C:H1'	10	0.12
(1,526)	1:A:746:C:H6	1:A:746:C:H3'	7	0.12
(1,508)	1:A:743:A:H3'	1:A:744:U:H6	2	0.12
(1,441)	1:A:736:G:H8	1:A:736:G:H3'	6	0.12
(1,386)	1:A:728:G:H8	1:A:728:G:H3'	3	0.12
(1,386)	1:A:728:G:H8	1:A:728:G:H3'	8	0.12
(1,376)	1:A:726:C:H3'	1:A:727:U:H6	9	0.12
(1,367)	1:A:725:U:H3'	1:A:726:C:H6	8	0.12
(1,351)	1:A:724:A:H8	1:A:724:A:H3'	1	0.12
(1,32)	1:A:683:G:H3'	1:A:684:C:H6	4	0.12
(1,294)	1:A:717:G:H8	1:A:717:G:H3'	4	0.12
(1,294)	1:A:717:G:H8	1:A:717:G:H3'	8	0.12
(1,292)	1:A:716:G:H3'	1:A:717:G:H8	2	0.12
(1,292)	1:A:716:G:H3'	1:A:717:G:H8	10	0.12
(1,268)	1:A:714:A:H8	1:A:714:A:H3'	1	0.12
(1,265)	1:A:713:U:H5'	1:A:714:A:H8	9	0.12
(1,262)	1:A:712:G:H1'	1:A:713:U:H5	2	0.12
(1,237)	1:A:708:C:H3'	1:A:709:A:H8	1	0.12
(1,237)	1:A:708:C:H3'	1:A:709:A:H8	4	0.12
(1,193)	1:A:704:A:H8	1:A:704:A:H2'	2	0.12
(1,193)	1:A:704:A:H8	1:A:704:A:H2'	4	0.12
(1,193)	1:A:704:A:H8	1:A:704:A:H2'	7	0.12
(1,183)	1:A:702:G:H3'	1:A:703:U:H6	5	0.12
(1,174)	1:A:701:G:H3'	1:A:702:G:H8	6	0.12
(1,146)	1:A:698:G:H3'	1:A:699:A:H8	2	0.12
(1,146)	1:A:698:G:H3'	1:A:699:A:H8	6	0.12
(1,140)	1:A:698:G:H8	1:A:698:G:H3'	3	0.12
(1,140)	1:A:698:G:H8	1:A:698:G:H3'	9	0.12
(1,130)	1:A:697:A:H8	1:A:697:A:H3'	2	0.12
(1,105)	1:A:693:G:H8	1:A:693:G:H3'	5	0.12
(1,105)	1:A:693:G:H8	1:A:693:G:H3'	8	0.12
(1,105)	1:A:693:G:H8	1:A:693:G:H3'	10	0.12
(1,10)	1:A:681:G:H8	1:A:681:G:H3'	3	0.12
(2,4)	1:A:760:A:H2	1:A:759:U:H1'	5	0.11

Continued on next page...

Continued from previous page...

Key	Atom-1	Atom-2	Model ID	Violation (Å)
(1,8)	1:A:680:G:H3'	1:A:681:G:H8	2	0.11
(1,8)	1:A:680:G:H3'	1:A:681:G:H8	6	0.11
(1,792)	1:A:783:G:H3'	1:A:784:C:H6	5	0.11
(1,783)	1:A:782:G:H3'	1:A:783:G:H8	1	0.11
(1,777)	1:A:782:G:H8	1:A:782:G:H3'	5	0.11
(1,775)	1:A:781:A:H1'	1:A:782:G:H8	2	0.11
(1,775)	1:A:781:A:H1'	1:A:782:G:H8	9	0.11
(1,753)	1:A:778:U:H3'	1:A:779:C:H6	6	0.11
(1,721)	1:A:772:A:H2	1:A:733:C:H1'	5	0.11
(1,588)	1:A:754:G:H8	1:A:754:G:H3'	4	0.11
(1,586)	1:A:753:U:H3'	1:A:754:G:H8	4	0.11
(1,578)	1:A:752:A:H3'	1:A:753:U:H6	9	0.11
(1,559)	1:A:750:A:H8	1:A:751:C:H5	6	0.11
(1,559)	1:A:750:A:H8	1:A:751:C:H5	10	0.11
(1,441)	1:A:736:G:H8	1:A:736:G:H3'	4	0.11
(1,441)	1:A:736:G:H8	1:A:736:G:H3'	5	0.11
(1,441)	1:A:736:G:H8	1:A:736:G:H3'	7	0.11
(1,441)	1:A:736:G:H8	1:A:736:G:H3'	9	0.11
(1,394)	1:A:729:G:H8	1:A:729:G:H3'	7	0.11
(1,386)	1:A:728:G:H8	1:A:728:G:H3'	2	0.11
(1,386)	1:A:728:G:H8	1:A:728:G:H3'	4	0.11
(1,386)	1:A:728:G:H8	1:A:728:G:H3'	9	0.11
(1,367)	1:A:725:U:H3'	1:A:726:C:H6	4	0.11
(1,367)	1:A:725:U:H3'	1:A:726:C:H6	6	0.11
(1,367)	1:A:725:U:H3'	1:A:726:C:H6	10	0.11
(1,309)	1:A:719:A:H8	1:A:719:A:H2'	3	0.11
(1,302)	1:A:718:G:H8	1:A:718:G:H3'	4	0.11
(1,302)	1:A:718:G:H8	1:A:718:G:H3'	8	0.11
(1,292)	1:A:716:G:H3'	1:A:717:G:H8	7	0.11
(1,292)	1:A:716:G:H3'	1:A:717:G:H8	8	0.11
(1,286)	1:A:716:G:H8	1:A:716:G:H3'	4	0.11
(1,286)	1:A:716:G:H8	1:A:716:G:H3'	8	0.11
(1,265)	1:A:713:U:H5'	1:A:714:A:H8	2	0.11
(1,237)	1:A:708:C:H3'	1:A:709:A:H8	3	0.11
(1,237)	1:A:708:C:H3'	1:A:709:A:H8	9	0.11
(1,195)	1:A:704:A:H3'	1:A:704:A:H5''	1	0.11
(1,195)	1:A:704:A:H3'	1:A:704:A:H5''	5	0.11
(1,195)	1:A:704:A:H3'	1:A:704:A:H5''	8	0.11
(1,195)	1:A:704:A:H3'	1:A:704:A:H5''	9	0.11
(1,191)	1:A:703:U:H1'	1:A:704:A:H8	10	0.11
(1,185)	1:A:703:U:H6	1:A:703:U:H2'	8	0.11
(1,183)	1:A:702:G:H3'	1:A:703:U:H6	2	0.11

Continued on next page...

Continued from previous page...

Key	Atom-1	Atom-2	Model ID	Violation (Å)
(1,183)	1:A:702:G:H3'	1:A:703:U:H6	8	0.11
(1,176)	1:A:702:G:H8	1:A:702:G:H3'	10	0.11
(1,148)	1:A:699:A:H8	1:A:699:A:H3'	6	0.11
(1,146)	1:A:698:G:H3'	1:A:699:A:H8	4	0.11
(1,146)	1:A:698:G:H3'	1:A:699:A:H8	7	0.11
(1,146)	1:A:698:G:H3'	1:A:699:A:H8	9	0.11
(1,140)	1:A:698:G:H8	1:A:698:G:H3'	1	0.11
(1,130)	1:A:697:A:H8	1:A:697:A:H3'	7	0.11
(1,130)	1:A:697:A:H8	1:A:697:A:H3'	8	0.11
(1,128)	1:A:696:C:H3'	1:A:697:A:H8	1	0.11
(1,128)	1:A:696:C:H3'	1:A:697:A:H8	6	0.11
(1,120)	1:A:695:C:H3'	1:A:696:C:H6	2	0.11
(1,120)	1:A:695:C:H3'	1:A:696:C:H6	4	0.11
(1,120)	1:A:695:C:H3'	1:A:696:C:H6	10	0.11
(1,105)	1:A:693:G:H8	1:A:693:G:H3'	2	0.11

10 Dihedral-angle violation analysis [i](#)

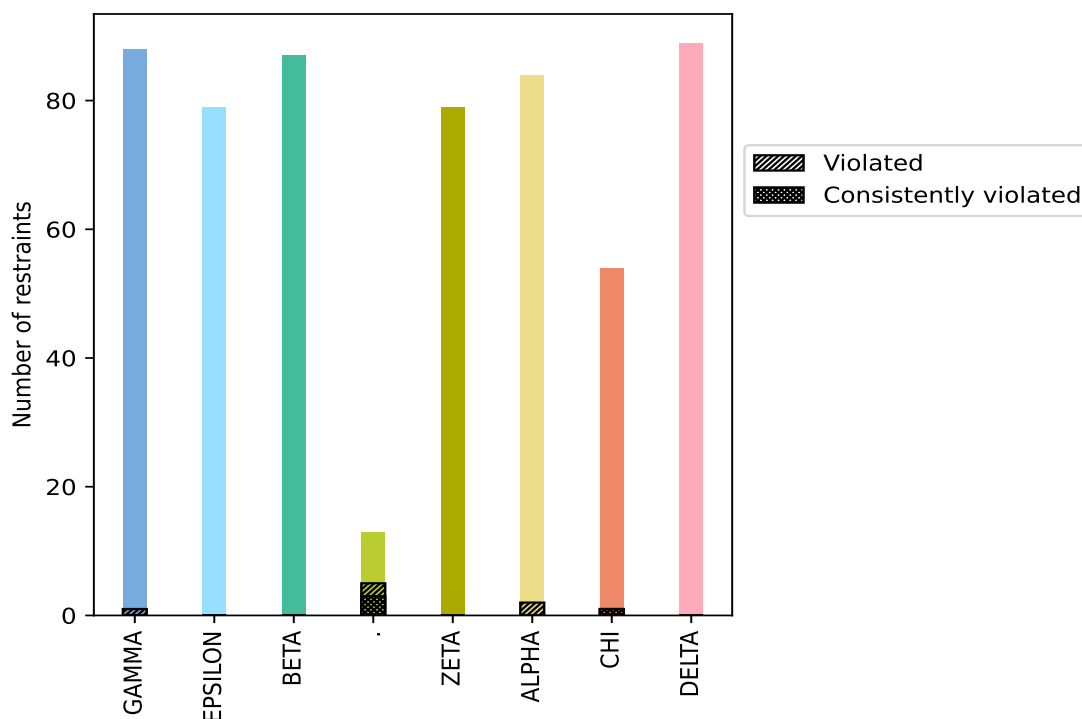
10.1 Summary of dihedral-angle violations [i](#)

The following table provides the summary of dihedral-angle violations in different dihedral-angle types. Violations less than 1° are not included in the calculation.

Angle type	Count	% ¹	Violated ³			Consistently Violated ⁴		
			Count	% ²	% ¹	Count	% ²	% ¹
GAMMA	88	15.4	1	1.1	0.2	0	0.0	0.0
EPSILON	79	13.8	0	0.0	0.0	0	0.0	0.0
BETA	87	15.2	0	0.0	0.0	0	0.0	0.0
.	13	2.3	5	38.5	0.9	3	23.1	0.5
ZETA	79	13.8	0	0.0	0.0	0	0.0	0.0
ALPHA	84	14.7	2	2.4	0.3	0	0.0	0.0
CHI	54	9.4	1	1.9	0.2	1	1.9	0.2
DELTA	89	15.5	0	0.0	0.0	0	0.0	0.0
Total	573	100.0	9	1.6	1.6	4	0.7	0.7

¹ percentage calculated with respect to total number of dihedral-angle restraints, ² percentage calculated with respect to number of restraints in a particular dihedral-angle type, ³ violated in at least one model, ⁴ violated in all the models

10.1.1 Bar chart : Distribution of dihedral-angles and violations [i](#)



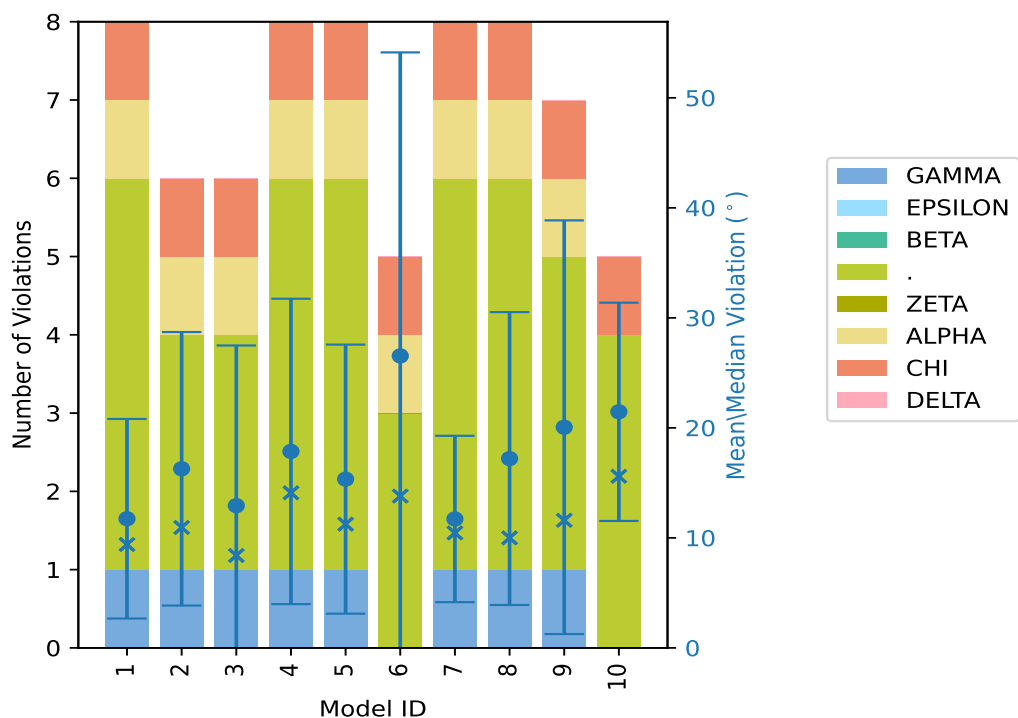
Violated and consistently violated restraints are shown using different hatch patterns in their respective categories

10.2 Dihedral-angle violation statistics for each model [i](#)

The following table provides the dihedral-angle violation statistics for each model in the ensemble. Violations less than 1° are not included in the statistics.

Model ID	Number of violations								Total	Mean (°)	Max (°)	SD (°)	Median (°)
	GAMMA	EPSILON	BETA	.	ZETA	ALPHA	CHI	DELTA					
1	1	0	0	5	0	1	1	0	8	11.74	30.5	9.07	9.4
2	1	0	0	3	0	1	1	0	6	16.28	36.2	12.43	10.95
3	1	0	0	3	0	1	1	0	6	12.93	44.6	14.56	8.4
4	1	0	0	5	0	1	1	0	8	17.86	43.4	13.88	14.1
5	1	0	0	5	0	1	1	0	8	15.34	41.1	12.23	11.25
6	0	0	0	3	0	1	1	0	5	26.54	78.9	27.59	13.8
7	1	0	0	5	0	1	1	0	8	11.72	26.0	7.56	10.45
8	1	0	0	5	0	1	1	0	8	17.21	39.4	13.31	10.0
9	1	0	0	4	0	1	1	0	7	20.06	61.5	18.8	11.6
10	0	0	0	4	0	0	1	0	5	21.46	35.4	9.92	15.6

10.2.1 Bar graph : Dihedral violation statistics for each model [i](#)



The mean(dot),median(x) and the standard deviation are shown in blue with respect to the y axis on the right

10.3 Dihedral-angle violation statistics for the ensemble [i](#)

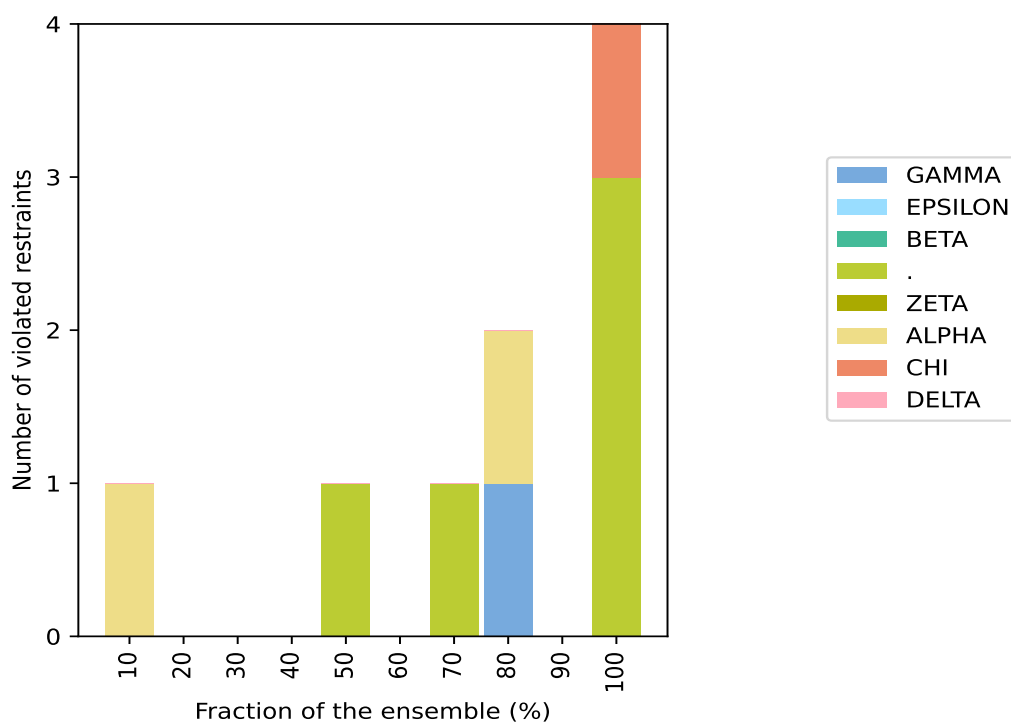
Violation analysis may find that some restraints are violated in very few models and some are violated in most of models. The following table provides this information as number of violated

restraints for a given fraction of ensemble.

Number of violated restraints									Fraction of the ensemble	
GAMMA	EPSILON	BETA	.	ZETA	ALPHA	CHI	DELTA	Total	Count ¹	%
0	0	0	0	0	1	0	0	1	1	10.0
0	0	0	0	0	0	0	0	0	2	20.0
0	0	0	0	0	0	0	0	0	3	30.0
0	0	0	0	0	0	0	0	0	4	40.0
0	0	0	1	0	0	0	0	1	5	50.0
0	0	0	0	0	0	0	0	0	6	60.0
0	0	0	1	0	0	0	0	1	7	70.0
1	0	0	0	0	1	0	0	2	8	80.0
0	0	0	0	0	0	0	0	0	9	90.0
0	0	0	3	0	0	1	0	4	10	100.0

¹ Number of models with violations

10.3.1 Bar graph : Dihedral-angle Violation statistics for the ensemble [i](#)

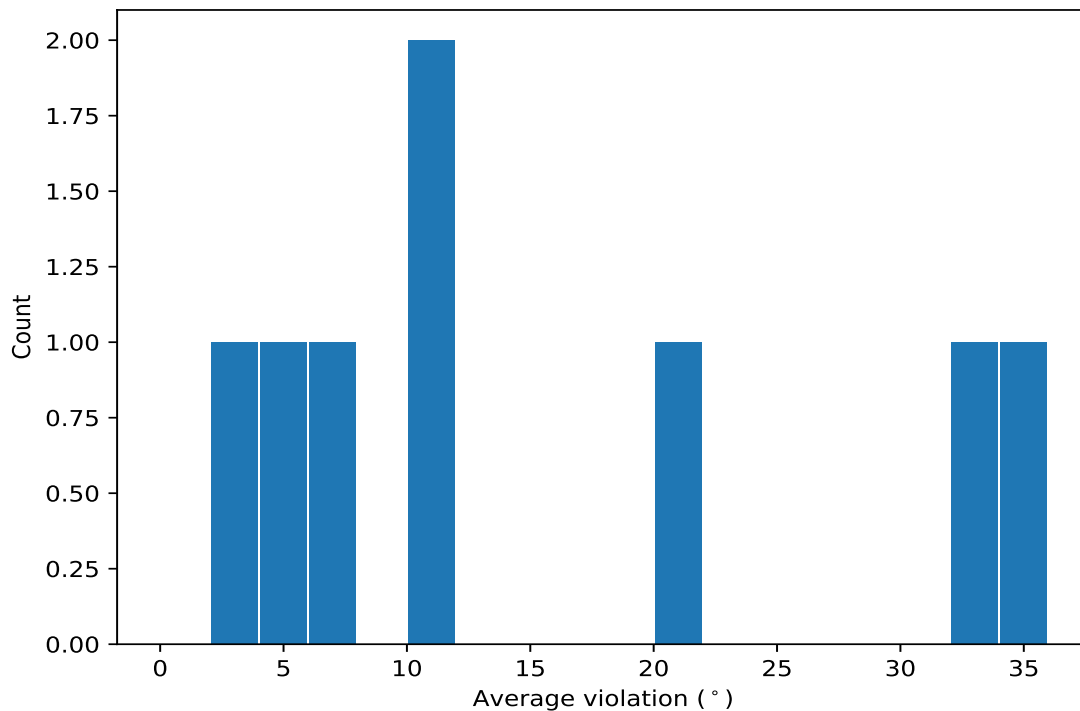


10.4 Most violated dihedral-angle restraints in the ensemble [i](#)

10.4.1 Histogram : Distribution of mean dihedral-angle violations [i](#)

The following histogram shows the distribution of the average value of the violation. The average is calculated for each restraint that is violated in more than one model over all the violated models

in the ensemble



10.4.2 Table: Most violated dihedral-angle restraints [i](#)

The following table provides the mean and the standard deviation of the violation for each restraint sorted by number of violated models and the mean value. The Key (restraint list ID, restraint ID) is the unique identifier for a given restraint.

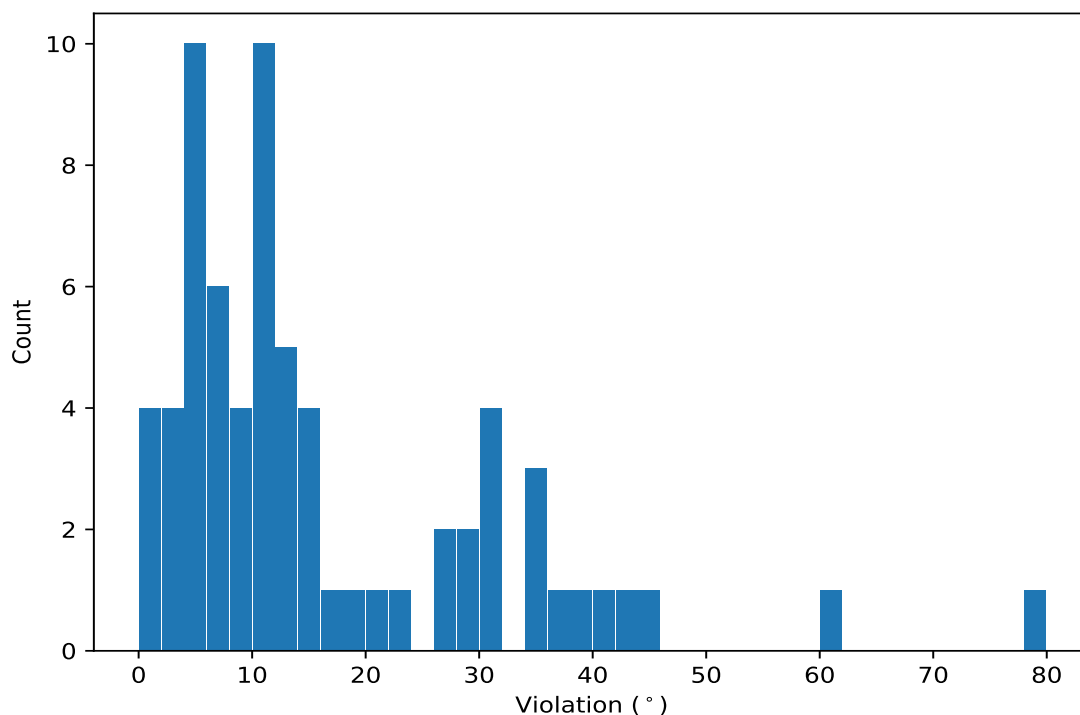
Key	Atom-1	Atom-2	Atom-3	Atom-4	Models ¹	Mean	SD ²	Median
(1,442)	1:A:757:U:O4'	1:A:757:U:C1'	1:A:757:U:N1	1:A:757:U:C4	10	34.44	17.68	35.2
(1,454)	1:A:759:U:O4'	1:A:759:U:C1'	1:A:759:U:N1	1:A:759:U:C4	10	32.54	11.41	29.85
(1,503)	1:A:769:U:O4'	1:A:769:U:C1'	1:A:769:U:N1	1:A:769:U:C2	10	11.83	2.77	12.65
(1,393)	1:A:750:A:O4'	1:A:750:A:C1'	1:A:750:A:N1	1:A:750:A:C4	10	11.5	1.04	11.25
(1,151)	1:A:704:A:O5'	1:A:704:A:C5'	1:A:704:A:C4'	1:A:704:A:C3'	8	5.09	0.91	5.15
(1,145)	1:A:703:U:O3'	1:A:704:A:P	1:A:704:A:O5'	1:A:704:A:C5'	8	3.26	0.99	3.7
(1,462)	1:A:762:U:O4'	1:A:762:U:C1'	1:A:762:U:N1	1:A:762:U:C4	7	20.57	13.52	15.6
(1,374)	1:A:744:U:O4'	1:A:744:U:C1'	1:A:744:U:N1	1:A:744:U:C4	5	6.32	3.0	7.5

¹ Number of violated models, ²Standard deviation, All angle values are in degree (°)

10.5 All violated dihedral-angle restraints [i](#)

10.5.1 Histogram : Distribution of violations [i](#)

The following histogram shows the distribution of the absolute value of the violation for all violated restraints in the ensemble.



10.5.2 Table: All violated dihedral-angle restraints [i](#)

The following table lists the absolute value of the violation for each restraint in the ensemble sorted by its value. The Key (restraint list ID, restraint ID) is the unique identifier for a given restraint.

Key	Atom-1	Atom-2	Atom-3	Atom-4	Model ID	Violation (°)
(1,442)	1:A:757:U:O4'	1:A:757:U:C1'	1:A:757:U:N1	1:A:757:U:C4	6	78.9
(1,454)	1:A:759:U:O4'	1:A:759:U:C1'	1:A:759:U:N1	1:A:759:U:C4	9	61.5
(1,454)	1:A:759:U:O4'	1:A:759:U:C1'	1:A:759:U:N1	1:A:759:U:C4	3	44.6
(1,462)	1:A:762:U:O4'	1:A:762:U:C1'	1:A:762:U:N1	1:A:762:U:C4	4	43.4
(1,442)	1:A:757:U:O4'	1:A:757:U:C1'	1:A:757:U:N1	1:A:757:U:C4	5	41.1
(1,462)	1:A:762:U:O4'	1:A:762:U:C1'	1:A:762:U:N1	1:A:762:U:C4	8	39.4
(1,442)	1:A:757:U:O4'	1:A:757:U:C1'	1:A:757:U:N1	1:A:757:U:C4	2	36.2
(1,442)	1:A:757:U:O4'	1:A:757:U:C1'	1:A:757:U:N1	1:A:757:U:C4	10	35.4
(1,442)	1:A:757:U:O4'	1:A:757:U:C1'	1:A:757:U:N1	1:A:757:U:C4	8	35.3
(1,442)	1:A:757:U:O4'	1:A:757:U:C1'	1:A:757:U:N1	1:A:757:U:C4	4	35.1
(1,454)	1:A:759:U:O4'	1:A:759:U:C1'	1:A:759:U:N1	1:A:759:U:C4	10	31.3
(1,442)	1:A:757:U:O4'	1:A:757:U:C1'	1:A:757:U:N1	1:A:757:U:C4	9	31.2
(1,454)	1:A:759:U:O4'	1:A:759:U:C1'	1:A:759:U:N1	1:A:759:U:C4	1	30.5
(1,454)	1:A:759:U:O4'	1:A:759:U:C1'	1:A:759:U:N1	1:A:759:U:C4	2	30.4
(1,454)	1:A:759:U:O4'	1:A:759:U:C1'	1:A:759:U:N1	1:A:759:U:C4	5	29.3
(1,454)	1:A:759:U:O4'	1:A:759:U:C1'	1:A:759:U:N1	1:A:759:U:C4	6	28.3
(1,454)	1:A:759:U:O4'	1:A:759:U:C1'	1:A:759:U:N1	1:A:759:U:C4	8	26.2
(1,442)	1:A:757:U:O4'	1:A:757:U:C1'	1:A:757:U:N1	1:A:757:U:C4	7	26.0
(1,454)	1:A:759:U:O4'	1:A:759:U:C1'	1:A:759:U:N1	1:A:759:U:C4	4	22.8
(1,454)	1:A:759:U:O4'	1:A:759:U:C1'	1:A:759:U:N1	1:A:759:U:C4	7	20.5
(1,442)	1:A:757:U:O4'	1:A:757:U:C1'	1:A:757:U:N1	1:A:757:U:C4	1	18.3

Continued on next page...

Continued from previous page...

Key	Atom-1	Atom-2	Atom-3	Atom-4	Model ID	Violation (°)
(1,462)	1:A:762:U:O4'	1:A:762:U:C1'	1:A:762:U:N1	1:A:762:U:C4	1	16.5
(1,462)	1:A:762:U:O4'	1:A:762:U:C1'	1:A:762:U:N1	1:A:762:U:C4	10	15.6
(1,503)	1:A:769:U:O4'	1:A:769:U:C1'	1:A:769:U:N1	1:A:769:U:C2	9	15.3
(1,503)	1:A:769:U:O4'	1:A:769:U:C1'	1:A:769:U:N1	1:A:769:U:C2	4	14.4
(1,503)	1:A:769:U:O4'	1:A:769:U:C1'	1:A:769:U:N1	1:A:769:U:C2	10	14.2
(1,503)	1:A:769:U:O4'	1:A:769:U:C1'	1:A:769:U:N1	1:A:769:U:C2	6	13.8
(1,393)	1:A:750:A:O4'	1:A:750:A:C1'	1:A:750:A:N1	1:A:750:A:C4	4	13.8
(1,393)	1:A:750:A:O4'	1:A:750:A:C1'	1:A:750:A:N1	1:A:750:A:C4	5	13.1
(1,503)	1:A:769:U:O4'	1:A:769:U:C1'	1:A:769:U:N1	1:A:769:U:C2	5	12.8
(1,503)	1:A:769:U:O4'	1:A:769:U:C1'	1:A:769:U:N1	1:A:769:U:C2	7	12.5
(1,462)	1:A:762:U:O4'	1:A:762:U:C1'	1:A:762:U:N1	1:A:762:U:C4	9	11.6
(1,393)	1:A:750:A:O4'	1:A:750:A:C1'	1:A:750:A:N1	1:A:750:A:C4	1	11.5
(1,393)	1:A:750:A:O4'	1:A:750:A:C1'	1:A:750:A:N1	1:A:750:A:C4	7	11.4
(1,393)	1:A:750:A:O4'	1:A:750:A:C1'	1:A:750:A:N1	1:A:750:A:C4	3	11.3
(1,393)	1:A:750:A:O4'	1:A:750:A:C1'	1:A:750:A:N1	1:A:750:A:C4	8	11.2
(1,503)	1:A:769:U:O4'	1:A:769:U:C1'	1:A:769:U:N1	1:A:769:U:C2	2	11.0
(1,393)	1:A:750:A:O4'	1:A:750:A:C1'	1:A:750:A:N1	1:A:750:A:C4	2	10.9
(1,393)	1:A:750:A:O4'	1:A:750:A:C1'	1:A:750:A:N1	1:A:750:A:C4	10	10.8
(1,393)	1:A:750:A:O4'	1:A:750:A:C1'	1:A:750:A:N1	1:A:750:A:C4	6	10.5
(1,393)	1:A:750:A:O4'	1:A:750:A:C1'	1:A:750:A:N1	1:A:750:A:C4	9	10.5
(1,503)	1:A:769:U:O4'	1:A:769:U:C1'	1:A:769:U:N1	1:A:769:U:C2	3	9.9
(1,462)	1:A:762:U:O4'	1:A:762:U:C1'	1:A:762:U:N1	1:A:762:U:C4	5	9.7
(1,374)	1:A:744:U:O4'	1:A:744:U:C1'	1:A:744:U:N1	1:A:744:U:C4	7	9.5
(1,374)	1:A:744:U:O4'	1:A:744:U:C1'	1:A:744:U:N1	1:A:744:U:C4	8	8.8
(1,462)	1:A:762:U:O4'	1:A:762:U:C1'	1:A:762:U:N1	1:A:762:U:C4	7	7.8
(1,374)	1:A:744:U:O4'	1:A:744:U:C1'	1:A:744:U:N1	1:A:744:U:C4	5	7.5
(1,503)	1:A:769:U:O4'	1:A:769:U:C1'	1:A:769:U:N1	1:A:769:U:C2	1	7.3
(1,503)	1:A:769:U:O4'	1:A:769:U:C1'	1:A:769:U:N1	1:A:769:U:C2	8	7.1
(1,442)	1:A:757:U:O4'	1:A:757:U:C1'	1:A:757:U:N1	1:A:757:U:C4	3	6.9
(1,151)	1:A:704:A:O5'	1:A:704:A:C5'	1:A:704:A:C4'	1:A:704:A:C3'	9	6.4
(1,151)	1:A:704:A:O5'	1:A:704:A:C5'	1:A:704:A:C4'	1:A:704:A:C3'	5	5.8
(1,151)	1:A:704:A:O5'	1:A:704:A:C5'	1:A:704:A:C4'	1:A:704:A:C3'	8	5.6
(1,151)	1:A:704:A:O5'	1:A:704:A:C5'	1:A:704:A:C4'	1:A:704:A:C3'	2	5.2
(1,151)	1:A:704:A:O5'	1:A:704:A:C5'	1:A:704:A:C4'	1:A:704:A:C3'	4	5.1
(1,151)	1:A:704:A:O5'	1:A:704:A:C5'	1:A:704:A:C4'	1:A:704:A:C3'	1	4.8
(1,151)	1:A:704:A:O5'	1:A:704:A:C5'	1:A:704:A:C4'	1:A:704:A:C3'	7	4.7
(1,374)	1:A:744:U:O4'	1:A:744:U:C1'	1:A:744:U:N1	1:A:744:U:C4	4	4.3
(1,145)	1:A:703:U:O3'	1:A:704:A:P	1:A:704:A:O5'	1:A:704:A:C5'	8	4.1
(1,145)	1:A:703:U:O3'	1:A:704:A:P	1:A:704:A:O5'	1:A:704:A:C5'	2	4.0
(1,145)	1:A:703:U:O3'	1:A:704:A:P	1:A:704:A:O5'	1:A:704:A:C5'	4	4.0
(1,145)	1:A:703:U:O3'	1:A:704:A:P	1:A:704:A:O5'	1:A:704:A:C5'	9	3.9
(1,145)	1:A:703:U:O3'	1:A:704:A:P	1:A:704:A:O5'	1:A:704:A:C5'	1	3.5
(1,145)	1:A:703:U:O3'	1:A:704:A:P	1:A:704:A:O5'	1:A:704:A:C5'	5	3.4
(1,151)	1:A:704:A:O5'	1:A:704:A:C5'	1:A:704:A:C4'	1:A:704:A:C3'	3	3.1
(1,145)	1:A:703:U:O3'	1:A:704:A:P	1:A:704:A:O5'	1:A:704:A:C5'	3	1.8
(1,374)	1:A:744:U:O4'	1:A:744:U:C1'	1:A:744:U:N1	1:A:744:U:C4	1	1.5
(1,145)	1:A:703:U:O3'	1:A:704:A:P	1:A:704:A:O5'	1:A:704:A:C5'	7	1.4
(1,193)	1:A:713:U:O3'	1:A:714:A:P	1:A:714:A:O5'	1:A:714:A:C5'	6	1.2