



# Full wwPDB NMR Structure Validation Report ⓘ

Jun 4, 2023 – 10:21 AM EDT

PDB ID : 2NBV  
BMRB ID : 25995  
Title : Solution structure of the Rpn13 Pru domain engaging the hPLIC2 UBL domain  
Authors : Chen, X.; Walters, K.J.  
Deposited on : 2016-03-12

This is a Full wwPDB NMR Structure Validation Report for a publicly released PDB entry.

We welcome your comments at [validation@mail.wwpdb.org](mailto:validation@mail.wwpdb.org)

A user guide is available at

<https://www.wwpdb.org/validation/2017/NMRValidationReportHelp>

with specific help available everywhere you see the ⓘ symbol.

The types of validation reports are described at

<http://www.wwpdb.org/validation/2017/FAQs#types>.

---

The following versions of software and data (see [references ⓘ](#)) were used in the production of this report:

MolProbity : 4.02b-467  
Percentile statistics : 20191225.v01 (using entries in the PDB archive December 25th 2019)  
wwPDB-RCI : v\_1n\_11\_5\_13\_A (Berjanski et al., 2005)  
PANAV : Wang et al. (2010)  
wwPDB-ShiftChecker : v1.2  
BMRB Restraints Analysis : v1.2  
Ideal geometry (proteins) : Engh & Huber (2001)  
Ideal geometry (DNA, RNA) : Parkinson et al. (1996)  
Validation Pipeline (wwPDB-VP) : 2.33

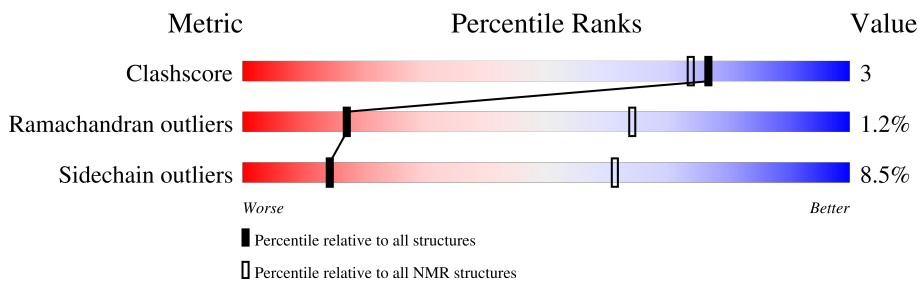
# 1 Overall quality at a glance

The following experimental techniques were used to determine the structure:

*SOLUTION NMR*

The overall completeness of chemical shifts assignment is 47%.

Percentile scores (ranging between 0-100) for global validation metrics of the entry are shown in the following graphic. The table shows the number of entries on which the scores are based.



Metric	Whole archive (#Entries)	NMR archive (#Entries)
Clashscore	158937	12864
Ramachandran outliers	154571	11451
Sidechain outliers	154315	11428

The table below summarises the geometric issues observed across the polymeric chains and their fit to the experimental data. The red, orange, yellow and green segments indicate the fraction of residues that contain outliers for  $\geq 3$ , 2, 1 and 0 types of geometric quality criteria. A cyan segment indicates the fraction of residues that are not part of the well-defined cores, and a grey segment represents the fraction of residues that are not modelled. The numeric value for each fraction is indicated below the corresponding segment, with a dot representing fractions  $\leq 5\%$

Mol	Chain	Length	Quality of chain
1	A	150	
2	B	78	

## 2 Ensemble composition and analysis i

This entry contains 20 models. Model 13 is the overall representative, medoid model (most similar to other models). The authors have identified model 1 as representative, based on the following criterion: *lowest energy*.

The following residues are included in the computation of the global validation metrics.

Well-defined (core) protein residues			
Well-defined core	Residue range (total)	Backbone RMSD (Å)	Medoid model
1	A:21-A:130, B:26-B:103 (188)	0.53	13

Ill-defined regions of proteins are excluded from the global statistics.

Ligands and non-protein polymers are included in the analysis.

The models can be grouped into 2 clusters and 1 single-model cluster was found.

Cluster number	Models
1	1, 2, 3, 4, 7, 9, 10, 11, 12, 13, 14, 15, 16, 17, 18, 19, 20
2	5, 8
Single-model clusters	6

### 3 Entry composition [i](#)

There are 2 unique types of molecules in this entry. The entry contains 3087 atoms, of which 1558 are hydrogens and 0 are deuteriums.

- Molecule 1 is a protein called Proteasomal ubiquitin receptor ADRM1.

Mol	Chain	Residues	Atoms						Trace
			Total	C	H	N	O	S	
1	A	110	1811	579	900	158	168	6	0

- Molecule 2 is a protein called Ubiquilin-2.

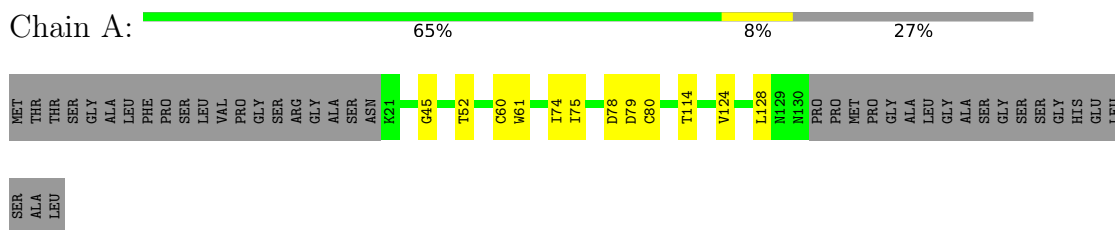
Mol	Chain	Residues	Atoms					Trace
			Total	C	H	N	O	
2	B	78	1276	398	658	105	115	0

## 4 Residue-property plots [i](#)

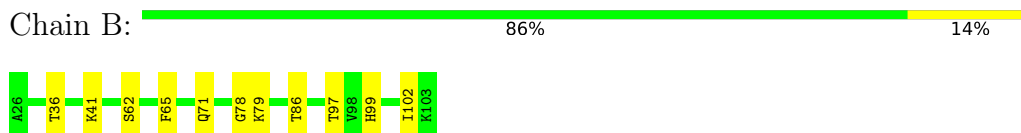
### 4.1 Average score per residue in the NMR ensemble

These plots are provided for all protein, RNA, DNA and oligosaccharide chains in the entry. The first graphic is the same as shown in the summary in section 1 of this report. The second graphic shows the sequence where residues are colour-coded according to the number of geometric quality criteria for which they contain at least one outlier: green = 0, yellow = 1, orange = 2 and red = 3 or more. Stretches of 2 or more consecutive residues without any outliers are shown as green connectors. Residues which are classified as ill-defined in the NMR ensemble, are shown in cyan with an underline colour-coded according to the previous scheme. Residues which were present in the experimental sample, but not modelled in the final structure are shown in grey.

- Molecule 1: Proteasomal ubiquitin receptor ADRM1



- Molecule 2: Ubiquilin-2

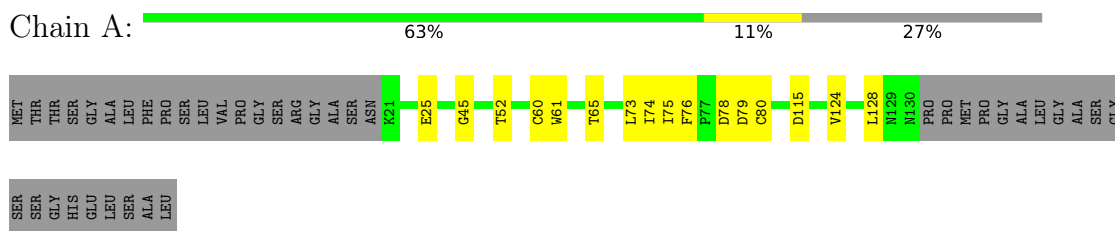


### 4.2 Scores per residue for each member of the ensemble

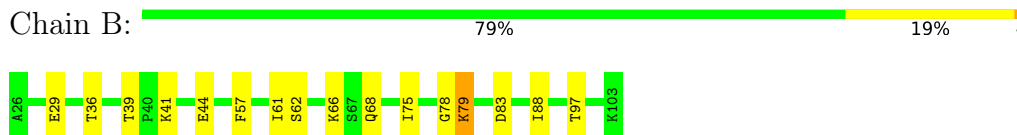
Colouring as in section 4.1 above.

#### 4.2.1 Score per residue for model 1

- Molecule 1: Proteasomal ubiquitin receptor ADRM1

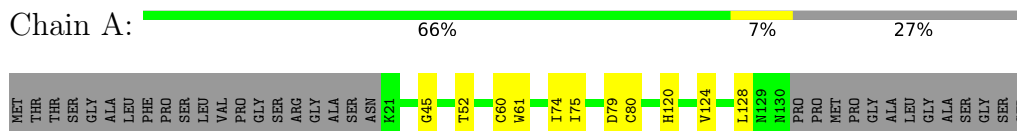


- Molecule 2: Ubiquilin-2



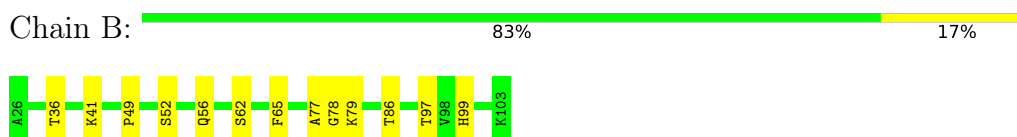
#### 4.2.2 Score per residue for model 2

- Molecule 1: Proteasomal ubiquitin receptor ADRM1



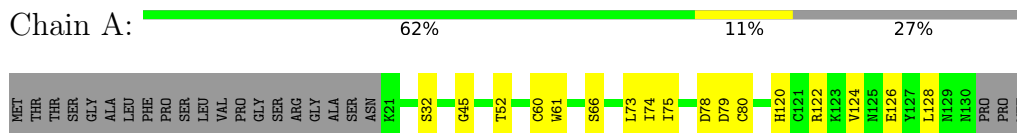
ALA  
LEU

- Molecule 2: Ubiquilin-2



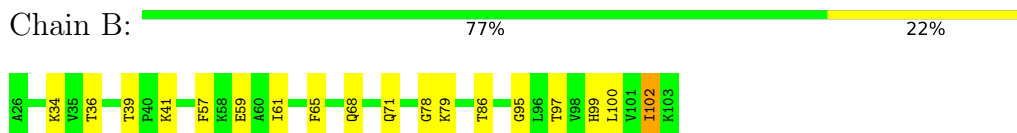
#### 4.2.3 Score per residue for model 3

- Molecule 1: Proteasomal ubiquitin receptor ADRM1



ALA  
SER  
GLY  
SER  
SER  
GLY  
HIS  
GLU  
SER  
SER  
ALA  
LEU

- Molecule 2: Ubiquilin-2



#### 4.2.4 Score per residue for model 4


- Molecule 1: Proteasomal ubiquitin receptor ADRM1

Chain A:  63% 11% 27%

MET THR THR SER GLY LEU PHE PRO SER LEU VAL PRO GLY ARG SER ALA ASN K21 K21 S32 T39 G45 T52 W61 I74 I75 D78 D79 C80 S90 S102 D115 V124 L128 N129 N130 PRO MET PRO GLY ALA LEU GLY ALA SER

GLY SER SER GLY HIS GLU SER ALA LEU

- Molecule 2: Ubiquilin-2

Chain B:  82% 17%

A296 E29 K34 V35 T36 K41 E44 S62 K66 G78 K79 T86 C95 L96 T97 V98 H99 I102 K103

#### 4.2.5 Score per residue for model 5


- Molecule 1: Proteasomal ubiquitin receptor ADRM1

Chain A:  65% 8% 27%

MET THR THR SER GLY LEU PHE PRO SER LEU VAL PRO GLY ARG SER ALA ASN K21 K21 T39 G45 T52 C60 W61 I74 D78 S102 T114 D117 V124 L128 N129 N130 PRO MET PRO GLY ALA LEU GLY ALA SER GLY SER SER GLY

HIS GLU LEU SER ALA LEU

- Molecule 2: Ubiquilin-2

Chain B:  82% 15%

A296 T36 K41 Q56 S62 F65 Q68 T69 D70 Q71 G78 K79 T86 T97 V98 H99 I102 K103

#### 4.2.6 Score per residue for model 6

- Molecule 1: Proteasomal ubiquitin receptor ADRM1

Chain A:  61% 11% 27%

MET THR THR SER GLY LEU PHE PRO SER LEU VAL PRO GLY ARG SER ALA ASN K21 K21 V24 S32 G45 Y48 T52 C60 W61 D71 I74 I75 D78 D79 C80 S90 S102 T114 D117 V124 L128 N129 N130 PRO MET

PRO GLY ALA LEU GLY ALA SER GLY SER SER GLY HIS GLU LEU SER ALA


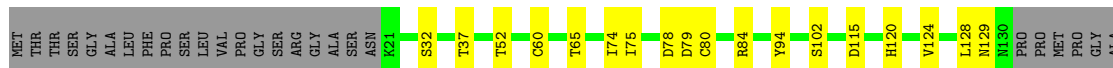
- Molecule 2: Ubiquilin-2

Chain B:  76% 23%

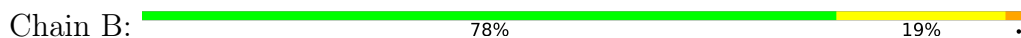


#### 4.2.7 Score per residue for model 7

- Molecule 1: Proteasomal ubiquitin receptor ADRM1

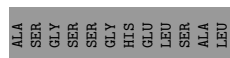
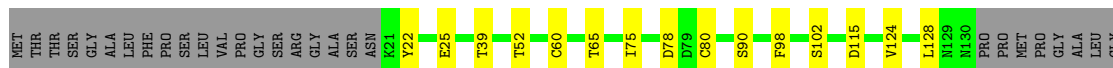


- Molecule 2: Ubiquitin-2

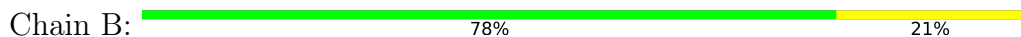


#### 4.2.8 Score per residue for model 8

- Molecule 1: Proteasomal ubiquitin receptor ADRM1



- Molecule 2: Ubiquitin-2

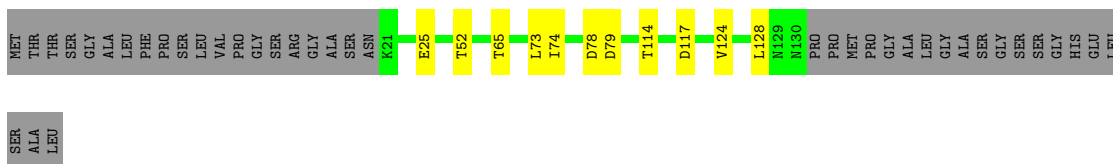


#### 4.2.9 Score per residue for model 9

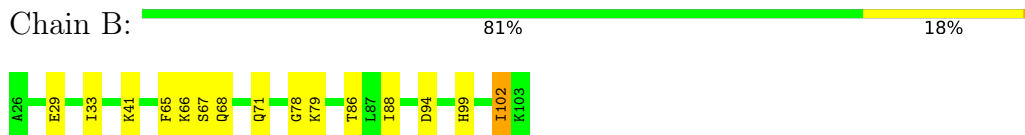
- Molecule 1: Proteasomal ubiquitin receptor ADRM1





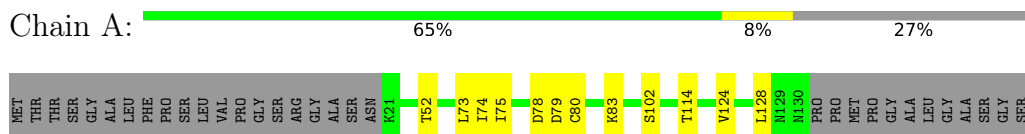


• Molecule 2: Ubiquilin-2

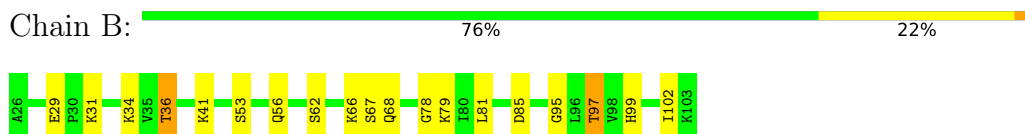


### 4.2.10 Score per residue for model 10

• Molecule 1: Proteasomal ubiquitin receptor ADRM1

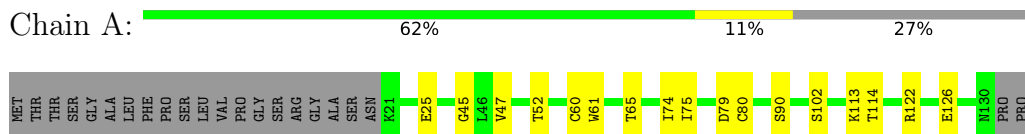


• Molecule 2: Ubiquilin-2

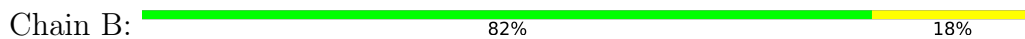


### 4.2.11 Score per residue for model 11

• Molecule 1: Proteasomal ubiquitin receptor ADRM1



• Molecule 2: Ubiquilin-2






#### 4.2.12 Score per residue for model 12

- Molecule 1: Proteasomal ubiquitin receptor ADRM1

Chain A: 65% 9% 27%



- Molecule 2: Ubiquilin-2

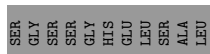
Chain B: 81% 18%



#### 4.2.13 Score per residue for model 13 (medoid)

- Molecule 1: Proteasomal ubiquitin receptor ADRM1

Chain A: 62% 11% 27%



- Molecule 2: Ubiquilin-2

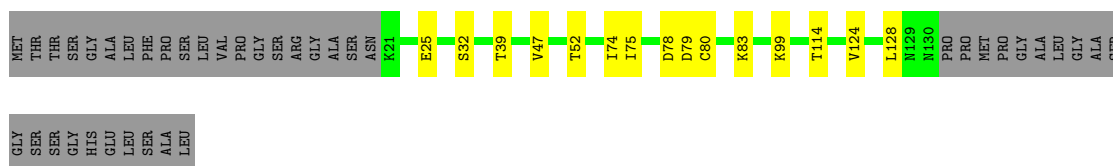
Chain B: 85% 14%



#### 4.2.14 Score per residue for model 14

- Molecule 1: Proteasomal ubiquitin receptor ADRM1

Chain A: 63% 10% 27%



- Molecule 2: Ubiquilin-2

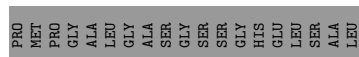
Chain B: 88% 10%



#### 4.2.15 Score per residue for model 15

- Molecule 1: Proteasomal ubiquitin receptor ADRM1

Chain A: 57% 16% 27%



- Molecule 2: Ubiquilin-2


Chain B: 82% 17%



#### 4.2.16 Score per residue for model 16

- Molecule 1: Proteasomal ubiquitin receptor ADRM1

Chain A: 63% 9% 27%



- Molecule 2: Ubiquilin-2

Chain B: 83% 15%

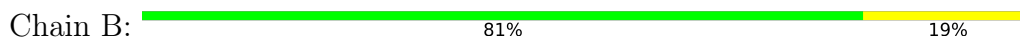


#### 4.2.17 Score per residue for model 17

- Molecule 1: Proteasomal ubiquitin receptor ADRM1




- Molecule 2: Ubiquitin-2

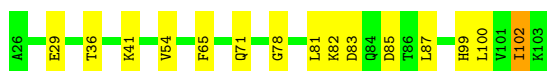
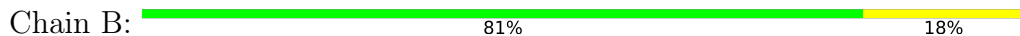


#### 4.2.18 Score per residue for model 18

- Molecule 1: Proteasomal ubiquitin receptor ADRM1



- Molecule 2: Ubiquitin-2



#### 4.2.19 Score per residue for model 19

- Molecule 1: Proteasomal ubiquitin receptor ADRM1



SER  
GLY  
SER  
SER  
GLY  
HIS  
GLU  
LEU  
SER  
ALA  
LEU

- Molecule 2: Ubiquilin-2

Chain B:  73% 26%



#### 4.2.20 Score per residue for model 20


- Molecule 1: Proteasomal ubiquitin receptor ADRM1

Chain A:  64% 9% 27%



SER  
GLY  
HIS  
GLU  
LEU  
SER  
ALA  
LEU

- Molecule 2: Ubiquilin-2

Chain B:  76% 22%



## 5 Refinement protocol and experimental data overview

The models were refined using the following method: *simulated annealing*.

Of the 200 calculated structures, 20 were deposited, based on the following criterion: *structures with the lowest energy*.

The following table shows the software used for structure solution, optimisation and refinement.

Software name	Classification	Version
HADDOCK	refinement	2.2
CNS	refinement	

The following table shows chemical shift validation statistics as aggregates over all chemical shift files. Detailed validation can be found in section 7 of this report.

Chemical shift file(s)	working_cs.cif
Number of chemical shift lists	1
Total number of shifts	1640
Number of shifts mapped to atoms	1239
Number of unparsed shifts	0
Number of shifts with mapping errors	401
Number of shifts with mapping warnings	0
Assignment completeness (well-defined parts)	47%

## 6 Model quality i

### 6.1 Standard geometry i

There are no covalent bond-length or bond-angle outliers.

There are no bond-length outliers.

There are no bond-angle outliers.

There are no chirality outliers.

There are no planarity outliers.

### 6.2 Too-close contacts i

In the following table, the Non-H and H(model) columns list the number of non-hydrogen atoms and hydrogen atoms in each chain respectively. The H(added) column lists the number of hydrogen atoms added and optimized by MolProbity. The Clashes column lists the number of clashes averaged over the ensemble.

Mol	Chain	Non-H	H(model)	H(added)	Clashes
1	A	911	900	897	5±2
2	B	618	658	652	6±2
All	All	30580	31160	30980	184

The all-atom clashscore is defined as the number of clashes found per 1000 atoms (including hydrogen atoms). The all-atom clashscore for this structure is 3.

All unique clashes are listed below, sorted by their clash magnitude.

Atom-1	Atom-2	Clash(Å)	Distance(Å)	Models	
				Worst	Total
2:B:79:LYS:HE3	2:B:79:LYS:HA	0.96	1.32	7	1
2:B:78:GLY:O	2:B:79:LYS:HD3	0.89	1.68	9	4
2:B:78:GLY:O	2:B:79:LYS:HD2	0.88	1.69	12	7
2:B:78:GLY:O	2:B:79:LYS:CD	0.79	2.29	12	7
1:A:73:LEU:HD23	2:B:79:LYS:NZ	0.69	2.02	10	4
1:A:74:ILE:O	2:B:78:GLY:HA2	0.67	1.89	17	19
1:A:73:LEU:HD23	2:B:79:LYS:HZ2	0.62	1.51	10	2
2:B:79:LYS:HE3	2:B:79:LYS:CA	0.62	2.16	7	1
1:A:75:ILE:HG23	1:A:80:CYS:SG	0.62	2.35	20	18
2:B:78:GLY:O	2:B:79:LYS:NZ	0.60	2.33	7	1
1:A:78:ASP:HB2	2:B:99:HIS:CE1	0.59	2.33	5	1
1:A:124:VAL:O	1:A:128:LEU:HG	0.59	1.97	7	17
2:B:71:GLN:O	2:B:102:ILE:HA	0.58	1.98	13	11

*Continued on next page...*

*Continued from previous page...*

Atom-1	Atom-2	Clash(Å)	Distance(Å)	Models	
				Worst	Total
1:A:73:LEU:CD2	2:B:79:LYS:NZ	0.58	2.67	3	2
1:A:114:THR:HG22	1:A:117:ASP:OD2	0.56	2.00	16	2
1:A:45:GLY:HA3	1:A:61:TRP:CZ2	0.54	2.37	19	15
2:B:79:LYS:HA	2:B:79:LYS:CE	0.54	2.22	7	1
2:B:34:LYS:O	2:B:95:GLY:HA2	0.53	2.04	10	9
2:B:78:GLY:O	2:B:79:LYS:CE	0.51	2.59	7	2
1:A:84:ARG:HD2	1:A:91:GLY:O	0.51	2.06	15	1
2:B:36:THR:HB	2:B:97:THR:HG22	0.50	1.84	5	2
2:B:49:PRO:HG2	2:B:52:SER:OG	0.48	2.08	2	2
1:A:73:LEU:CD2	2:B:79:LYS:HZ2	0.48	2.21	3	2
1:A:84:ARG:HB2	1:A:94:TYR:CE2	0.48	2.44	18	2
2:B:62:SER:O	2:B:66:LYS:HA	0.48	2.08	1	5
2:B:78:GLY:C	2:B:79:LYS:HD3	0.48	2.29	13	1
2:B:78:GLY:O	2:B:79:LYS:HE3	0.46	2.10	7	1
2:B:62:SER:HB3	2:B:68:GLN:O	0.46	2.10	10	5
2:B:72:LEU:HD11	2:B:100:LEU:HD11	0.46	1.88	8	1
1:A:98:PHE:CD2	2:B:77:ALA:HB1	0.46	2.46	8	1
2:B:36:THR:HB	2:B:97:THR:HG23	0.45	1.89	10	1
2:B:75:ILE:HD11	2:B:101:VAL:HG22	0.45	1.88	16	1
2:B:87:LEU:HD11	2:B:92:ILE:HG12	0.45	1.89	12	1
1:A:120:HIS:O	1:A:124:VAL:HG23	0.44	2.12	2	3
1:A:122:ARG:O	1:A:126:GLU:HG3	0.44	2.12	3	2
1:A:76:PHE:CE2	2:B:75:ILE:HG12	0.44	2.47	16	1
1:A:24:VAL:O	1:A:48:TYR:HA	0.43	2.14	6	1
2:B:54:VAL:HG22	2:B:87:LEU:HB2	0.43	1.91	6	2
1:A:75:ILE:HG21	1:A:128:LEU:HB3	0.43	1.91	12	1
1:A:75:ILE:HG21	1:A:128:LEU:HD22	0.42	1.91	2	2
1:A:25:GLU:HA	1:A:47:VAL:O	0.42	2.15	11	2
1:A:75:ILE:HD12	1:A:80:CYS:SG	0.42	2.54	11	1
2:B:31:LYS:O	2:B:49:PRO:HA	0.42	2.14	6	1
2:B:75:ILE:HD12	2:B:80:ILE:HG22	0.42	1.90	14	1
2:B:58:LYS:HE2	2:B:69:THR:O	0.42	2.14	19	1
1:A:100:ALA:HB1	2:B:97:THR:O	0.42	2.15	20	1
2:B:81:LEU:HG	2:B:85:ASP:OD2	0.42	2.14	10	2
2:B:50:GLU:HA	2:B:88:ILE:HG21	0.41	1.92	11	1
2:B:75:ILE:HG22	2:B:77:ALA:H	0.41	1.74	8	1
1:A:60:CYS:HA	1:A:71:ASP:O	0.41	2.15	6	1
2:B:57:PHE:O	2:B:61:ILE:HG13	0.41	2.15	3	2
2:B:39:THR:HG22	2:B:100:LEU:HD22	0.41	1.93	3	1
1:A:92:ARG:NE	1:A:114:THR:HG22	0.41	2.31	15	1
2:B:29:GLU:HB2	2:B:51:ASN:ND2	0.41	2.30	6	1

*Continued on next page...*



Continued from previous page...

Atom-1	Atom-2	Clash(Å)	Distance(Å)	Models	
				Worst	Total
2:B:33:ILE:HD11	2:B:88:ILE:HG22	0.41	1.92	9	1
2:B:79:LYS:HD3	2:B:79:LYS:HA	0.41	1.44	4	1
1:A:76:PHE:CD2	2:B:75:ILE:HG21	0.40	2.51	1	1
1:A:76:PHE:CE2	2:B:75:ILE:HG21	0.40	2.51	15	1
1:A:77:PRO:HA	1:A:129:ASN:OD1	0.40	2.17	15	1

## 6.3 Torsion angles [i](#)

### 6.3.1 Protein backbone [i](#)

In the following table, the Percentiles column shows the percent Ramachandran outliers of the chain as a percentile score with respect to all PDB entries followed by that with respect to all NMR entries. The Analysed column shows the number of residues for which the backbone conformation was analysed and the total number of residues.

Mol	Chain	Analysed	Favoured	Allowed	Outliers	Percentiles	
1	A	108/150 (72%)	103±1 (96±1%)	5±1 (4±1%)	0±0 (0±0%)	54	85
2	B	76/78 (97%)	59±2 (78±2%)	15±2 (19±3%)	2±1 (3±1%)	8	42
All	All	3680/4560 (81%)	3247 (88%)	388 (11%)	45 (1%)	17	64

All 10 unique Ramachandran outliers are listed below. They are sorted by the frequency of occurrence in the ensemble.

Mol	Chain	Res	Type	Models (Total)
2	B	41	LYS	19
2	B	29	GLU	8
2	B	94	ASP	5
2	B	67	SER	4
2	B	66	LYS	3
1	A	79	ASP	2
2	B	77	ALA	1
2	B	91	GLY	1
2	B	82	LYS	1
2	B	51	ASN	1

### 6.3.2 Protein sidechains [i](#)

In the following table, the Percentiles column shows the percent sidechain outliers of the chain as a percentile score with respect to all PDB entries followed by that with respect to all NMR

entries. The Analysed column shows the number of residues for which the sidechain conformation was analysed and the total number of residues.

Mol	Chain	Analysed	Rotameric	Outliers	Percentiles	
1	A	102/130 (78%)	95±2 (93±2%)	7±2 (7±2%)	18	66
2	B	70/70 (100%)	63±2 (89±3%)	7±2 (11±3%)	10	55
All	All	3440/4000 (86%)	3146 (91%)	294 (9%)	14	61

All 57 unique residues with a non-rotameric sidechain are listed below. They are sorted by the frequency of occurrence in the ensemble.

Mol	Chain	Res	Type	Models (Total)
1	A	52	THR	19
1	A	78	ASP	17
1	A	79	ASP	15
2	B	36	THR	15
2	B	65	PHE	14
1	A	60	CYS	13
2	B	97	THR	13
2	B	102	ILE	13
2	B	86	THR	12
1	A	114	THR	11
2	B	99	HIS	10
1	A	39	THR	10
1	A	65	THR	9
1	A	115	ASP	7
2	B	44	GLU	7
1	A	102	SER	7
1	A	25	GLU	6
2	B	56	GLN	6
1	A	32	SER	6
2	B	79	LYS	5
2	B	83	ASP	5
2	B	62	SER	5
1	A	90	SER	5
2	B	69	THR	5
2	B	67	SER	5
2	B	53	SER	5
2	B	39	THR	4
1	A	117	ASP	3
2	B	93	HIS	3
2	B	80	ILE	3
1	A	83	LYS	3
2	B	68	GLN	2

*Continued on next page...*

*Continued from previous page...*

Mol	Chain	Res	Type	Models (Total)
2	B	87	LEU	2
2	B	81	LEU	2
2	B	31	LYS	2
1	A	53	ASP	2
1	A	88	CYS	2
2	B	100	LEU	2
2	B	88	ILE	1
1	A	66	SER	1
2	B	59	GLU	1
1	A	130	ASN	1
2	B	90	HIS	1
1	A	37	THR	1
1	A	129	ASN	1
1	A	22	TYR	1
1	A	113	LYS	1
1	A	104	ARG	1
1	A	99	LYS	1
1	A	87	GLN	1
2	B	42	GLU	1
2	B	46	PHE	1
1	A	31	MET	1
1	A	98	PHE	1
2	B	73	VAL	1
2	B	63	LYS	1
2	B	98	VAL	1

### 6.3.3 RNA [i](#)

There are no RNA molecules in this entry.

### 6.4 Non-standard residues in protein, DNA, RNA chains [i](#)

There are no non-standard protein/DNA/RNA residues in this entry.

### 6.5 Carbohydrates [i](#)

There are no monosaccharides in this entry.

## 6.6 Ligand geometry [i](#)

There are no ligands in this entry.

## 6.7 Other polymers [i](#)

There are no such molecules in this entry.

## 6.8 Polymer linkage issues [i](#)

There are no chain breaks in this entry.

## 7 Chemical shift validation

The completeness of assignment taking into account all chemical shift lists is 47% for the well-defined parts and 47% for the entire structure.

### 7.1 Chemical shift list 1

File name: working\_cs.cif

Chemical shift list name: *assigned\_chem\_shift\_list\_1*

#### 7.1.1 Bookkeeping

The following table shows the results of parsing the chemical shift list and reports the number of nuclei with statistically unusual chemical shifts.

Total number of shifts	1640
Number of shifts mapped to atoms	1239
Number of unparsed shifts	0
Number of shifts with mapping errors	401
Number of shifts with mapping warnings	0
Number of shift outliers (ShiftChecker)	5

The following assigned chemical shifts were not mapped to the molecules present in the coordinate file.

- No matching atom found in the structure. All 401 occurrences are reported below.

List ID	Chain	Res	Type	Atom	Shift Data		
					Value	Uncertainty	Ambiguity
1	A	1	MET	C	172.233	0.003	.
1	A	1	MET	CA	55.353	0.093	.
1	A	1	MET	CB	32.452	0.114	.
1	A	1	MET	CE	16.495	0	.
1	A	1	MET	CG	31.572	0.014	.
1	A	1	MET	H	8.486	0.003	.
1	A	1	MET	HA	4.581	0.002	.
1	A	1	MET	HB2	2.032	0.005	.
1	A	1	MET	HB3	2.125	0.003	.
1	A	1	MET	HE1	2.077	0	.
1	A	1	MET	HE2	2.077	0	.
1	A	1	MET	HE3	2.077	0	.
1	A	1	MET	HG2	2.606	0.006	.
1	A	1	MET	HG3	2.549	0.005	.

*Continued on next page...*

*Continued from previous page...*

List ID	Chain	Res	Type	Atom	Shift Data		
					Value	Uncertainty	Ambiguity
1	A	1	MET	N	122.158	0.067	.
1	A	2	THR	C	173.871	0.003	.
1	A	2	THR	CA	61.475	0.189	.
1	A	2	THR	CB	69.536	0.108	.
1	A	2	THR	CG2	21.14	0.082	.
1	A	2	THR	H	8.222	0.002	.
1	A	2	THR	HA	4.431	0.006	.
1	A	2	THR	HB	4.253	0.005	.
1	A	2	THR	HG21	1.198	0	.
1	A	2	THR	HG22	1.198	0	.
1	A	2	THR	HG23	1.198	0	.
1	A	2	THR	N	115.148	0.082	.
1	A	3	THR	C	174.005	0.016	.
1	A	3	THR	CA	61.573	0.133	.
1	A	3	THR	CB	69.456	0.073	.
1	A	3	THR	CG2	21.141	0.065	.
1	A	3	THR	H	8.186	0.002	.
1	A	3	THR	HA	4.402	0.003	.
1	A	3	THR	HB	4.268	0.007	.
1	A	3	THR	HG21	1.195	0.001	.
1	A	3	THR	HG22	1.195	0.001	.
1	A	3	THR	HG23	1.195	0.001	.
1	A	3	THR	N	115.813	0.053	.
1	A	4	SER	C	173.695	0.004	.
1	A	4	SER	CA	58.346	0.104	.
1	A	4	SER	CB	63.576	0.131	.
1	A	4	SER	H	8.325	0.004	.
1	A	4	SER	HA	4.456	0.005	.
1	A	4	SER	HB2	3.882	0.006	.
1	A	4	SER	HB3	3.882	0.006	.
1	A	4	SER	N	117.789	0.044	.
1	A	5	GLY	C	175.042	0.029	.
1	A	5	GLY	CA	45.054	0.104	.
1	A	5	GLY	H	8.381	0.006	.
1	A	5	GLY	HA2	3.95	0.008	.
1	A	5	GLY	HA3	3.95	0.008	.
1	A	5	GLY	N	110.937	0.068	.
1	A	6	ALA	C	171.374	0.015	.
1	A	6	ALA	CA	52.025	0.093	.
1	A	6	ALA	CB	19.029	0.096	.
1	A	6	ALA	H	8.049	0.003	.

*Continued on next page...*

*Continued from previous page...*

List ID	Chain	Res	Type	Atom	Shift Data		
					Value	Uncertainty	Ambiguity
1	A	6	ALA	HA	4.257	0.015	.
1	A	6	ALA	HB1	1.293	0.001	.
1	A	6	ALA	HB2	1.293	0.001	.
1	A	6	ALA	HB3	1.293	0.001	.
1	A	6	ALA	N	123.36	0.057	.
1	A	7	LEU	C	172.091	0.002	.
1	A	7	LEU	CA	54.718	0.044	.
1	A	7	LEU	CB	42.129	0.033	.
1	A	7	LEU	CD1	24.289	0.018	.
1	A	7	LEU	CD2	23.024	0.028	.
1	A	7	LEU	CG	26.528	0.03	.
1	A	7	LEU	H	8.062	0.003	.
1	A	7	LEU	HA	4.225	0.004	.
1	A	7	LEU	HB2	1.347	0.006	.
1	A	7	LEU	HB3	1.485	0.004	.
1	A	7	LEU	HD11	0.858	0.001	.
1	A	7	LEU	HD12	0.858	0.001	.
1	A	7	LEU	HD13	0.858	0.001	.
1	A	7	LEU	HD21	0.792	0.002	.
1	A	7	LEU	HD22	0.792	0.002	.
1	A	7	LEU	HD23	0.792	0.002	.
1	A	7	LEU	HG	1.479	0.002	.
1	A	7	LEU	N	120.798	0.043	.
1	A	8	PHE	C	174.864	0	.
1	A	8	PHE	CA	55.081	0.055	.
1	A	8	PHE	CB	38.727	0.032	.
1	A	8	PHE	H	8.08	0.004	.
1	A	8	PHE	HA	4.874	0.001	.
1	A	8	PHE	HB2	2.903	0.003	.
1	A	8	PHE	HB3	3.144	0.005	.
1	A	8	PHE	N	120.71	0.053	.
1	A	9	PRO	C	171.923	0.003	.
1	A	9	PRO	CA	63.006	0.057	.
1	A	9	PRO	CB	31.631	0.058	.
1	A	9	PRO	CD	50.206	0.048	.
1	A	9	PRO	CG	26.911	0.024	.
1	A	9	PRO	HA	4.417	0.004	.
1	A	9	PRO	HB2	1.913	0.002	.
1	A	9	PRO	HB3	2.262	0.007	.
1	A	9	PRO	HD2	3.7	0.004	.
1	A	9	PRO	HD3	3.564	0.003	.

*Continued on next page...*

*Continued from previous page...*

List ID	Chain	Res	Type	Atom	Shift Data		
					Value	Uncertainty	Ambiguity
1	A	9	PRO	HG2	1.971	0.001	.
1	A	9	PRO	HG3	1.971	0.001	.
1	A	10	SER	C	174.284	0.003	.
1	A	10	SER	CA	58.052	0.025	.
1	A	10	SER	CB	63.605	0	.
1	A	10	SER	H	8.278	0.003	.
1	A	10	SER	HA	4.425	0.006	.
1	A	10	SER	HB2	3.848	0.002	.
1	A	10	SER	HB3	3.848	0.002	.
1	A	10	SER	N	115.408	0.057	.
1	A	11	LEU	C	171.699	0.002	.
1	A	11	LEU	CA	54.708	0.057	.
1	A	11	LEU	CB	41.986	0.093	.
1	A	11	LEU	CD1	24.449	0.051	.
1	A	11	LEU	CD2	23.02	0.001	.
1	A	11	LEU	CG	26.708	0.145	.
1	A	11	LEU	H	8.244	0.002	.
1	A	11	LEU	HA	4.382	0.002	.
1	A	11	LEU	HB2	1.585	0.01	.
1	A	11	LEU	HB3	1.585	0.01	.
1	A	11	LEU	HD11	0.887	0.002	.
1	A	11	LEU	HD12	0.887	0.002	.
1	A	11	LEU	HD13	0.887	0.002	.
1	A	11	LEU	HD21	0.835	0	.
1	A	11	LEU	HD22	0.835	0	.
1	A	11	LEU	HD23	0.835	0	.
1	A	11	LEU	HG	1.587	0	.
1	A	11	LEU	N	124.082	0.052	.
1	A	12	VAL	C	174.155	0	.
1	A	12	VAL	CA	59.551	0.046	.
1	A	12	VAL	CB	32.071	0.077	.
1	A	12	VAL	CG1	20.46	0.059	.
1	A	12	VAL	H	8.116	0.003	.
1	A	12	VAL	HA	4.366	0.002	.
1	A	12	VAL	HB	2.042	0.003	.
1	A	12	VAL	HG11	0.931	0.007	.
1	A	12	VAL	HG12	0.931	0.007	.
1	A	12	VAL	HG13	0.931	0.007	.
1	A	12	VAL	N	122.627	0.056	.
1	A	13	PRO	C	171.233	0.002	.
1	A	13	PRO	CA	63.112	0.07	.

*Continued on next page...*



*Continued from previous page...*

List ID	Chain	Res	Type	Atom	Shift Data		
					Value	Uncertainty	Ambiguity
1	A	13	PRO	CB	31.709	0.062	.
1	A	13	PRO	CD	49.22	0.039	.
1	A	13	PRO	CG	26.659	0.037	.
1	A	13	PRO	HA	4.478	0.002	.
1	A	13	PRO	HB2	2.004	0.008	.
1	A	13	PRO	HB3	2.305	0.005	.
1	A	13	PRO	HD2	3.601	0.002	.
1	A	13	PRO	HD3	3.569	0.003	.
1	A	13	PRO	HG2	2.037	0.003	.
1	A	13	PRO	HG3	2.037	0.003	.
1	A	14	GLY	C	174.369	0.092	.
1	A	14	GLY	CA	45.013	0.036	.
1	A	14	GLY	H	8.613	0.004	.
1	A	14	GLY	HA2	3.979	0.018	.
1	A	14	GLY	HA3	3.979	0.018	.
1	A	14	GLY	N	109.825	0.043	.
1	A	15	SER	C	173.885	0.008	.
1	A	15	SER	CA	58.234	0.034	.
1	A	15	SER	CB	63.803	0.011	.
1	A	15	SER	H	8.136	0.002	.
1	A	15	SER	HA	4.417	0.007	.
1	A	15	SER	HB2	3.86	0.002	.
1	A	15	SER	HB3	3.86	0.002	.
1	A	15	SER	N	115.443	0.073	.
1	A	16	ARG	C	171.905	0.007	.
1	A	16	ARG	CA	55.989	0.06	.
1	A	16	ARG	CB	30.165	0.044	.
1	A	16	ARG	CD	42.898	0.031	.
1	A	16	ARG	CG	26.645	0.042	.
1	A	16	ARG	H	8.455	0.003	.
1	A	16	ARG	HA	4.334	0.002	.
1	A	16	ARG	HB2	1.748	0.002	.
1	A	16	ARG	HB3	1.868	0.003	.
1	A	16	ARG	HD2	3.159	0.002	.
1	A	16	ARG	HD3	3.159	0.002	.
1	A	16	ARG	HG2	1.613	0.008	.
1	A	16	ARG	HG3	1.613	0.008	.
1	A	16	ARG	N	122.76	0.046	.
1	A	17	GLY	C	174.904	0.023	.
1	A	17	GLY	CA	44.957	0.069	.
1	A	17	GLY	H	8.353	0.004	.

*Continued on next page...*

*Continued from previous page...*

List ID	Chain	Res	Type	Atom	Shift Data		
					Value	Uncertainty	Ambiguity
1	A	17	GLY	HA2	3.905	0	.
1	A	17	GLY	HA3	3.905	0	.
1	A	17	GLY	N	109.771	0.057	.
1	A	18	ALA	C	170.856	0.028	.
1	A	18	ALA	CA	52.155	0.061	.
1	A	18	ALA	CB	19.008	0.033	.
1	A	18	ALA	H	8.151	0.004	.
1	A	18	ALA	HA	4.298	0.007	.
1	A	18	ALA	HB1	1.334	0.001	.
1	A	18	ALA	HB2	1.334	0.001	.
1	A	18	ALA	HB3	1.334	0.001	.
1	A	18	ALA	N	123.733	0.06	.
1	A	19	SER	C	174.568	0.003	.
1	A	19	SER	CA	58.011	0.055	.
1	A	19	SER	CB	63.499	0.129	.
1	A	19	SER	H	8.275	0.002	.
1	A	19	SER	HA	4.328	0.003	.
1	A	19	SER	HB2	3.773	0.004	.
1	A	19	SER	HB3	3.773	0.004	.
1	A	19	SER	N	114.784	0.057	.
1	A	20	ASN	C	174.38	0.004	.
1	A	20	ASN	CA	52.705	0.065	.
1	A	20	ASN	CB	38.392	0.039	.
1	A	20	ASN	H	8.173	0.002	.
1	A	20	ASN	HA	4.511	0.001	.
1	A	20	ASN	HB2	2.498	0.002	.
1	A	20	ASN	HB3	2.498	0.002	.
1	A	20	ASN	HD21	6.801	0.004	.
1	A	20	ASN	HD22	7.403	0.002	.
1	A	20	ASN	N	120.36	0.041	.
1	A	20	ASN	ND2	112.498	0.106	.
1	A	132	PRO	C	172.136	0.004	.
1	A	132	PRO	CA	62.364	0.047	.
1	A	132	PRO	CB	31.342	0.093	.
1	A	132	PRO	CD	50.083	0.082	.
1	A	132	PRO	CG	27.033	0.069	.
1	A	132	PRO	HA	4.477	0.009	.
1	A	132	PRO	HB2	2.043	0.005	.
1	A	132	PRO	HB3	2.301	0.006	.
1	A	132	PRO	HD2	3.825	0.005	.
1	A	132	PRO	HD3	3.524	0.002	.

*Continued on next page...*

*Continued from previous page...*

List ID	Chain	Res	Type	Atom	Shift Data		
					Value	Uncertainty	Ambiguity
1	A	132	PRO	HG2	2.099	0	.
1	A	132	PRO	HG3	2.099	0	.
1	A	133	MET	C	174.157	0	.
1	A	133	MET	CA	52.602	0.063	.
1	A	133	MET	CB	32.3	0.08	.
1	A	133	MET	CE	16.783	0	.
1	A	133	MET	CG	31.659	0.019	.
1	A	133	MET	H	8.414	0.002	.
1	A	133	MET	HA	4.863	0.004	.
1	A	133	MET	HB2	1.956	0.003	.
1	A	133	MET	HB3	2.072	0.005	.
1	A	133	MET	HE1	2.132	0	.
1	A	133	MET	HE2	2.132	0	.
1	A	133	MET	HE3	2.132	0	.
1	A	133	MET	HG2	2.69	0.004	.
1	A	133	MET	HG3	2.6	0.003	.
1	A	133	MET	N	121.509	0.053	.
1	A	134	PRO	C	171.134	0	.
1	A	134	PRO	CA	63.278	0.042	.
1	A	134	PRO	CB	31.591	0.042	.
1	A	134	PRO	CD	50.627	0.034	.
1	A	134	PRO	CG	27.038	0.065	.
1	A	134	PRO	HA	4.362	0.004	.
1	A	134	PRO	HB2	1.913	0.004	.
1	A	134	PRO	HB3	2.271	0.009	.
1	A	134	PRO	HD2	3.876	0.002	.
1	A	134	PRO	HD3	3.682	0.007	.
1	A	134	PRO	HG2	2.051	0.007	.
1	A	134	PRO	HG3	2.051	0.007	.
1	A	135	GLY	C	174.568	0.011	.
1	A	135	GLY	CA	45.026	0.047	.
1	A	135	GLY	H	8.504	0.005	.
1	A	135	GLY	HA2	3.923	0.004	.
1	A	135	GLY	HA3	3.923	0.004	.
1	A	135	GLY	N	109.582	0.043	.
1	A	136	ALA	C	170.727	0	.
1	A	136	ALA	CA	52.343	0.022	.
1	A	136	ALA	CB	18.975	0.031	.
1	A	136	ALA	H	8.086	0.003	.
1	A	136	ALA	HA	4.311	0.004	.
1	A	136	ALA	HB3	1.407	0.003	.

*Continued on next page...*

*Continued from previous page...*

List ID	Chain	Res	Type	Atom	Shift Data		
					Value	Uncertainty	Ambiguity
1	A	136	ALA	HB2	1.407	0.003	.
1	A	136	ALA	N	123.487	0.059	.
1	A	137	LEU	C	170.637	0.014	.
1	A	137	LEU	CA	55.102	0.042	.
1	A	137	LEU	CB	41.522	0.036	.
1	A	137	LEU	CD1	24.447	0	.
1	A	137	LEU	CD2	23.043	0	.
1	A	137	LEU	CG	26.63	0	.
1	A	137	LEU	H	8.268	0.002	.
1	A	137	LEU	HA	4.327	0	.
1	A	137	LEU	HB2	1.644	0	.
1	A	137	LEU	HB3	0.883	0	.
1	A	137	LEU	HD11	1.169	0	.
1	A	137	LEU	HD12	1.169	0	.
1	A	137	LEU	HD13	1.169	0	.
1	A	137	LEU	HD21	0.602	0	.
1	A	137	LEU	HD22	0.602	0	.
1	A	137	LEU	HD23	0.602	0	.
1	A	137	LEU	HG	0.891	0	.
1	A	137	LEU	N	120.911	0.05	.
1	A	138	GLY	C	174.661	0.001	.
1	A	138	GLY	CA	44.994	0.06	.
1	A	138	GLY	H	8.316	0.004	.
1	A	138	GLY	HA2	3.926	0.005	.
1	A	138	GLY	HA3	3.926	0.005	.
1	A	138	GLY	N	109.339	0.055	.
1	A	139	ALA	C	170.635	0.004	.
1	A	139	ALA	CA	52.338	0.08	.
1	A	139	ALA	CB	18.953	0.038	.
1	A	139	ALA	H	8.161	0.002	.
1	A	139	ALA	HA	4.349	0.008	.
1	A	139	ALA	HB3	1.385	0.006	.
1	A	139	ALA	HB2	1.385	0.006	.
1	A	139	ALA	N	123.78	0.077	.
1	A	140	SER	C	173.467	0.006	.
1	A	140	SER	CA	58.406	0.043	.
1	A	140	SER	CB	63.707	0.045	.
1	A	140	SER	H	8.366	0.002	.
1	A	140	SER	HA	4.435	0	.
1	A	140	SER	HB2	3.898	0	.
1	A	140	SER	HB3	3.898	0	.

*Continued on next page...*

*Continued from previous page...*

List ID	Chain	Res	Type	Atom	Shift Data		
					Value	Uncertainty	Ambiguity
1	A	140	SER	N	115.047	0.058	.
1	A	141	GLY	C	174.405	0.006	.
1	A	141	GLY	CA	45.168	0.061	.
1	A	141	GLY	H	8.388	0.004	.
1	A	141	GLY	HA2	4.005	0.001	.
1	A	141	GLY	HA3	4.005	0.001	.
1	A	141	GLY	N	110.701	0.071	.
1	A	142	SER	C	173.891	0	.
1	A	142	SER	CA	58.095	0.033	.
1	A	142	SER	CB	63.81	0.058	.
1	A	142	SER	H	8.231	0.002	.
1	A	142	SER	HA	4.511	0.003	.
1	A	142	SER	HB2	3.879	0.003	.
1	A	142	SER	HB3	3.879	0.003	.
1	A	142	SER	N	115.533	0.081	.
1	A	143	SER	C	173.661	0.01	.
1	A	143	SER	CA	58.448	0.085	.
1	A	143	SER	CB	63.769	0.017	.
1	A	143	SER	H	8.461	0.003	.
1	A	143	SER	HA	4.47	0.005	.
1	A	143	SER	HB2	3.882	0.001	.
1	A	143	SER	HB3	3.882	0.001	.
1	A	143	SER	N	117.83	0.054	.
1	A	144	GLY	C	174.643	0.002	.
1	A	144	GLY	CA	45.121	0.04	.
1	A	144	GLY	H	8.451	0.005	.
1	A	144	GLY	HA2	3.931	0	.
1	A	144	GLY	HA3	3.931	0	.
1	A	144	GLY	N	110.487	0.051	.
1	A	145	HIS	C	173.819	0.003	.
1	A	145	HIS	CA	55.506	0.079	.
1	A	145	HIS	CB	29.617	0.114	.
1	A	145	HIS	H	8.22	0.003	.
1	A	145	HIS	HA	4.665	0.003	.
1	A	145	HIS	HB2	3.192	0.012	.
1	A	145	HIS	HB3	3.068	0.002	.
1	A	145	HIS	N	118.579	0.094	.
1	A	146	GLU	C	172.144	0.004	.
1	A	146	GLU	CA	56.564	0.091	.
1	A	146	GLU	CB	29.544	0.069	.
1	A	146	GLU	CG	35.79	0.046	.

*Continued on next page...*

*Continued from previous page...*

List ID	Chain	Res	Type	Atom	Shift Data		
					Value	Uncertainty	Ambiguity
1	A	146	GLU	H	8.584	0.008	.
1	A	146	GLU	HA	4.244	0.001	.
1	A	146	GLU	HB2	1.922	0.002	.
1	A	146	GLU	HB3	2.018	0.003	.
1	A	146	GLU	HG2	2.23	0.003	.
1	A	146	GLU	HG3	2.23	0.003	.
1	A	146	GLU	N	121.988	0.031	.
1	A	147	LEU	C	171.298	0.003	.
1	A	147	LEU	CA	54.975	0.035	.
1	A	147	LEU	CB	41.75	0.171	.
1	A	147	LEU	CD1	24.491	0.034	.
1	A	147	LEU	CD2	23.033	0.013	.
1	A	147	LEU	CG	26.597	0.04	.
1	A	147	LEU	H	8.354	0.003	.
1	A	147	LEU	HA	4.342	0.005	.
1	A	147	LEU	HB2	1.624	0.007	.
1	A	147	LEU	HB3	1.624	0.007	.
1	A	147	LEU	HD11	0.915	0.002	.
1	A	147	LEU	HD12	0.915	0.002	.
1	A	147	LEU	HD13	0.915	0.002	.
1	A	147	LEU	HD21	0.864	0.001	.
1	A	147	LEU	HD22	0.864	0.001	.
1	A	147	LEU	HD23	0.864	0.001	.
1	A	147	LEU	HG	1.634	0.005	.
1	A	147	LEU	N	123.032	0.047	.
1	A	148	SER	C	174.769	0.004	.
1	A	148	SER	CA	58.035	0.02	.
1	A	148	SER	CB	63.699	0.058	.
1	A	148	SER	H	8.218	0.003	.
1	A	148	SER	HA	4.406	0.001	.
1	A	148	SER	HB2	3.845	0.001	.
1	A	148	SER	HB3	3.845	0.001	.
1	A	148	SER	N	116.267	0.072	.
1	A	149	ALA	C	172.225	0.001	.
1	A	149	ALA	CA	52.072	0.043	.
1	A	149	ALA	CB	18.934	0.042	.
1	A	149	ALA	H	8.25	0.003	.
1	A	149	ALA	HA	4.367	0.004	.
1	A	149	ALA	HB3	1.377	0.008	.
1	A	149	ALA	HB2	1.377	0.008	.
1	A	149	ALA	N	126.608	0.048	.

*Continued on next page...*

Continued from previous page...

List ID	Chain	Res	Type	Atom	Shift Data		
					Value	Uncertainty	Ambiguity
1	A	150	LEU	C	166.222	0	.
1	A	150	LEU	CA	56.351	0.082	.
1	A	150	LEU	CB	42.92	0.105	.
1	A	150	LEU	CD1	24.677	0.077	.
1	A	150	LEU	CD2	23.095	0.013	.
1	A	150	LEU	CG	26.776	0.046	.
1	A	150	LEU	H	7.761	0.003	.
1	A	150	LEU	HA	4.148	0.001	.
1	A	150	LEU	HB2	1.566	0.005	.
1	A	150	LEU	HB3	1.566	0.005	.
1	A	150	LEU	HD11	0.891	0.001	.
1	A	150	LEU	HD12	0.891	0.001	.
1	A	150	LEU	HD13	0.891	0.001	.
1	A	150	LEU	HD21	0.849	0.003	.
1	A	150	LEU	HD22	0.849	0.003	.
1	A	150	LEU	HD23	0.849	0.003	.
1	A	150	LEU	HG	1.591	0.004	.
1	A	150	LEU	N	126.935	0.046	.

### 7.1.2 Chemical shift referencing [i](#)

The following table shows the suggested chemical shift referencing corrections.

Nucleus	# values	Correction $\pm$ precision, ppm	Suggested action
$^{13}\text{C}_\alpha$	148	$-0.14 \pm 0.16$	None needed ( $< 0.5$ ppm)
$^{13}\text{C}_\beta$	135	$0.74 \pm 0.23$	Should be checked
$^{13}\text{C}'$	148	$2.12 \pm 0.19$	Should be applied
$^{15}\text{N}$	138	$-0.12 \pm 0.53$	None needed ( $< 0.5$ ppm)

### 7.1.3 Completeness of resonance assignments [i](#)

The following table shows the completeness of the chemical shift assignments for the well-defined regions of the structure. The overall completeness is 47%, i.e. 1239 atoms were assigned a chemical shift out of a possible 2664. 0 out of 29 assigned methyl groups (LEU and VAL) were assigned stereospecifically.

	Total	$^1\text{H}$	$^{13}\text{C}$	$^{15}\text{N}$
Backbone	534/931 (57%)	213/376 (57%)	218/376 (58%)	103/179 (58%)
Sidechain	701/1523 (46%)	473/980 (48%)	220/480 (46%)	8/63 (13%)
Aromatic	4/210 (2%)	2/103 (2%)	0/95 (0%)	2/12 (17%)
Overall	1239/2664 (47%)	688/1459 (47%)	438/951 (46%)	113/254 (44%)

The following table shows the completeness of the chemical shift assignments for the full structure. The overall completeness is 47%, i.e. 1239 atoms were assigned a chemical shift out of a possible 2664. 0 out of 29 assigned methyl groups (LEU and VAL) were assigned stereospecifically.

	Total	<sup>1</sup> H	<sup>13</sup> C	<sup>15</sup> N
Backbone	534/931 (57%)	213/376 (57%)	218/376 (58%)	103/179 (58%)
Sidechain	701/1523 (46%)	473/980 (48%)	220/480 (46%)	8/63 (13%)
Aromatic	4/210 (2%)	2/103 (2%)	0/95 (0%)	2/12 (17%)
Overall	1239/2664 (47%)	688/1459 (47%)	438/951 (46%)	113/254 (44%)

#### 7.1.4 Statistically unusual chemical shifts [i](#)

The following table lists the statistically unusual chemical shifts. These are statistical measures, and large deviations from the mean do not necessarily imply incorrect assignments. Molecules containing paramagnetic centres or hemes are expected to give rise to anomalous chemical shifts.

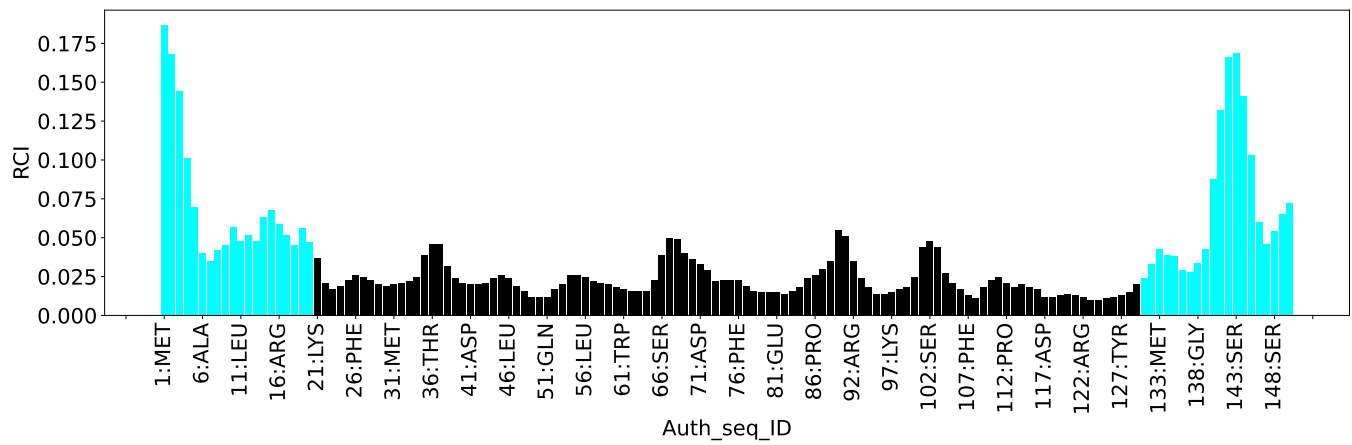
List Id	Chain	Res	Type	Atom	Shift, ppm	Expected range, ppm	Z-score
1	A	47	VAL	HB	0.02	0.43 – 3.54	-6.3
1	A	30	LYS	HG2	-0.10	0.13 – 2.61	-5.9
1	A	60	CYS	HB2	0.41	0.81 – 5.11	-5.9
1	A	150	LEU	C	166.22	167.56 – 186.66	-5.7
1	A	30	LYS	HE3	1.83	1.92 – 3.89	-5.5

#### 7.1.5 Random Coil Index (RCI) plots [i](#)

The image below reports *random coil index* values for the protein chains in the structure. The height of each bar gives a probability of a given residue to be disordered, as predicted from the available chemical shifts and the amino acid sequence. A value above 0.2 is an indication of significant predicted disorder. The colour of the bar shows whether the residue is in the well-defined core (black) or in the ill-defined residue ranges (cyan), as described in section 2 on ensemble composition. If well-defined core and ill-defined regions are not identified then it is shown as gray bars.

Random coil index (RCI) for chain A:





## 8 NMR restraints analysis

### 8.1 Conformationally restricting restraints

The following table provides the summary of experimentally observed NMR restraints in different categories. Restraints are classified into different categories based on the sequence separation of the atoms involved.

Description	Value
Total distance restraints	105
Intra-residue ( $ i-j =0$ )	0
Sequential ( $ i-j =1$ )	0
Medium range ( $ i-j >1$ and $ i-j <5$ )	0
Long range ( $ i-j \geq 5$ )	0
Inter-chain	105
Hydrogen bond restraints	0
Disulfide bond restraints	0
Total dihedral-angle restraints	200
Number of unmapped restraints	0
Number of restraints per residue	1.3
Number of long range restraints per residue <sup>1</sup>	0.0

<sup>1</sup>Long range hydrogen bonds and disulfide bonds are counted as long range restraints while calculating the number of long range restraints per residue

### 8.2 Residual restraint violations

This section provides the overview of the restraint violations analysis. The violations are binned as small, medium and large violations based on its absolute value. Average number of violations per model is calculated by dividing the total number of violations in each bin by the size of the ensemble.

#### 8.2.1 Average number of distance violations per model

Distance violations less than 0.1 Å are not included in the calculation.

Bins (Å)	Average number of violations per model	Max (Å)
0.1-0.2 (Small)	1.4	0.2
0.2-0.5 (Medium)	0.3	0.46
>0.5 (Large)	2.1	2.05

### 8.2.2 Average number of dihedral-angle violations per model [i](#)

Dihedral-angle violations less than 1° are not included in the calculation.

Bins (°)	Average number of violations per model	Max (°)
1.0-10.0 (Small)	0.2	4.9
10.0-20.0 (Medium)	None	None
>20.0 (Large)	None	None

## 9 Distance violation analysis

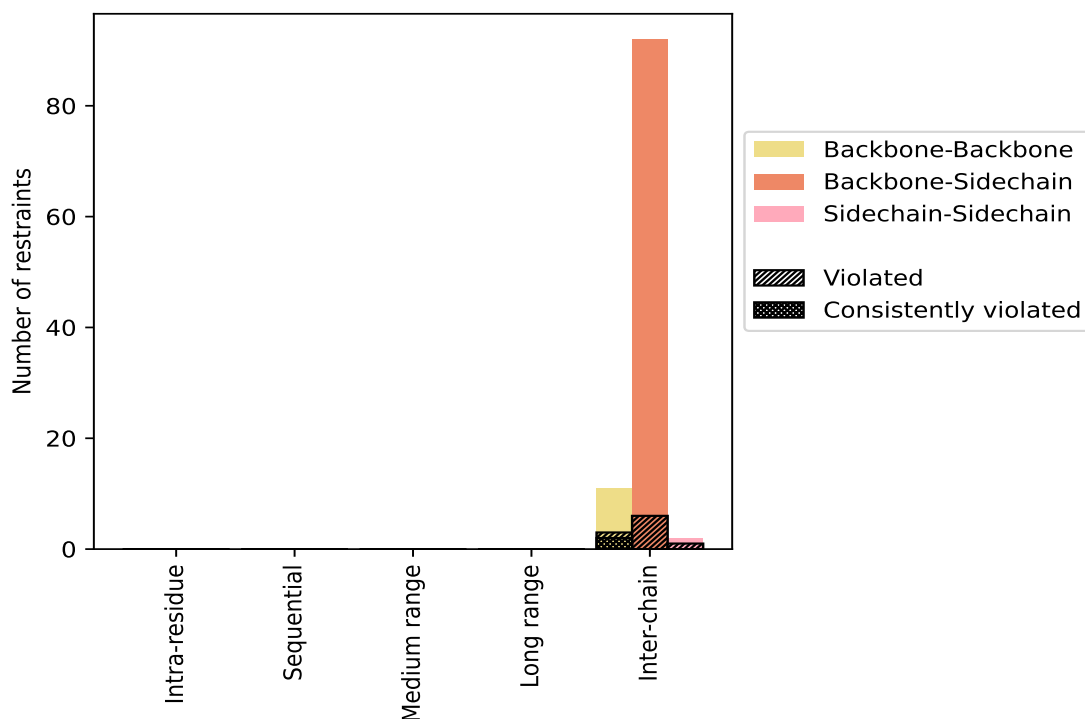
### 9.1 Summary of distance violations

The following table shows the summary of distance violations in different restraint categories based on the sequence separation of the atoms involved. Each category is further sub-divided into three sub-categories based on the atoms involved. Violations less than 0.1 Å are not included in the statistics.

Restrains type	Count	% <sup>1</sup>	Violated <sup>3</sup>			Consistently Violated <sup>4</sup>		
			Count	% <sup>2</sup>	% <sup>1</sup>	Count	% <sup>2</sup>	% <sup>1</sup>
<b>Intra-residue (<math> i-j =0</math>)</b>	0	0.0	0	0.0	0.0	0	0.0	0.0
Backbone-Backbone	0	0.0	0	0.0	0.0	0	0.0	0.0
Backbone-Sidechain	0	0.0	0	0.0	0.0	0	0.0	0.0
Sidechain-Sidechain	0	0.0	0	0.0	0.0	0	0.0	0.0
<b>Sequential (<math> i-j =1</math>)</b>	0	0.0	0	0.0	0.0	0	0.0	0.0
Backbone-Backbone	0	0.0	0	0.0	0.0	0	0.0	0.0
Backbone-Sidechain	0	0.0	0	0.0	0.0	0	0.0	0.0
Sidechain-Sidechain	0	0.0	0	0.0	0.0	0	0.0	0.0
<b>Medium range (<math> i-j &gt;1</math> &amp; <math> i-j &lt;5</math>)</b>	0	0.0	0	0.0	0.0	0	0.0	0.0
Backbone-Backbone	0	0.0	0	0.0	0.0	0	0.0	0.0
Backbone-Sidechain	0	0.0	0	0.0	0.0	0	0.0	0.0
Sidechain-Sidechain	0	0.0	0	0.0	0.0	0	0.0	0.0
<b>Long range (<math> i-j \geq 5</math>)</b>	0	0.0	0	0.0	0.0	0	0.0	0.0
Backbone-Backbone	0	0.0	0	0.0	0.0	0	0.0	0.0
Backbone-Sidechain	0	0.0	0	0.0	0.0	0	0.0	0.0
Sidechain-Sidechain	0	0.0	0	0.0	0.0	0	0.0	0.0
<b>Inter-chain</b>	105	100.0	10	9.5	9.5	2	1.9	1.9
Backbone-Backbone	11	10.5	3	27.3	2.9	2	18.2	1.9
Backbone-Sidechain	92	87.6	6	6.5	5.7	0	0.0	0.0
Sidechain-Sidechain	2	1.9	1	50.0	1.0	0	0.0	0.0
<b>Hydrogen bond</b>	0	0.0	0	0.0	0.0	0	0.0	0.0
<b>Disulfide bond</b>	0	0.0	0	0.0	0.0	0	0.0	0.0
<b>Total</b>	105	100.0	10	9.5	9.5	2	1.9	1.9
Backbone-Backbone	11	10.5	3	27.3	2.9	2	18.2	1.9
Backbone-Sidechain	92	87.6	6	6.5	5.7	0	0.0	0.0
Sidechain-Sidechain	2	1.9	1	50.0	1.0	0	0.0	0.0

<sup>1</sup> percentage calculated with respect to the total number of distance restraints, <sup>2</sup> percentage calculated with respect to the number of restraints in a particular restraint category, <sup>3</sup> violated in at least one model, <sup>4</sup> violated in all the models

### 9.1.1 Bar chart : Distribution of distance restraints and violations [i](#)



Violated and consistently violated restraints are shown using different hatch patterns in their respective categories. The hydrogen bonds and disulfid bonds are counted in their appropriate category on the x-axis

## 9.2 Distance violation statistics for each model [i](#)

The following table provides the distance violation statistics for each model in the ensemble. Violations less than 0.1 Å are not included in the statistics.

Model ID	Number of violations						Mean (Å)	Max (Å)	SD <sup>6</sup> (Å)	Median (Å)
	IR <sup>1</sup>	SQ <sup>2</sup>	MR <sup>3</sup>	LR <sup>4</sup>	IC <sup>5</sup>	Total				
1	0	0	0	0	3	3	1.21	1.8	0.78	1.71
2	0	0	0	0	4	4	1.02	1.98	0.86	0.98
3	0	0	0	0	5	5	0.84	1.92	0.86	0.19
4	0	0	0	0	5	5	0.89	1.98	0.83	0.27
5	0	0	0	0	3	3	1.2	1.75	0.72	1.66
6	0	0	0	0	3	3	1.17	1.71	0.74	1.67
7	0	0	0	0	4	4	1.05	2.03	0.93	1.02
8	0	0	0	0	3	3	1.28	1.81	0.72	1.77
9	0	0	0	0	3	3	1.34	1.92	0.71	1.76
10	0	0	0	0	3	3	1.25	1.89	0.81	1.76
11	0	0	0	0	4	4	1.73	1.89	0.19	1.8

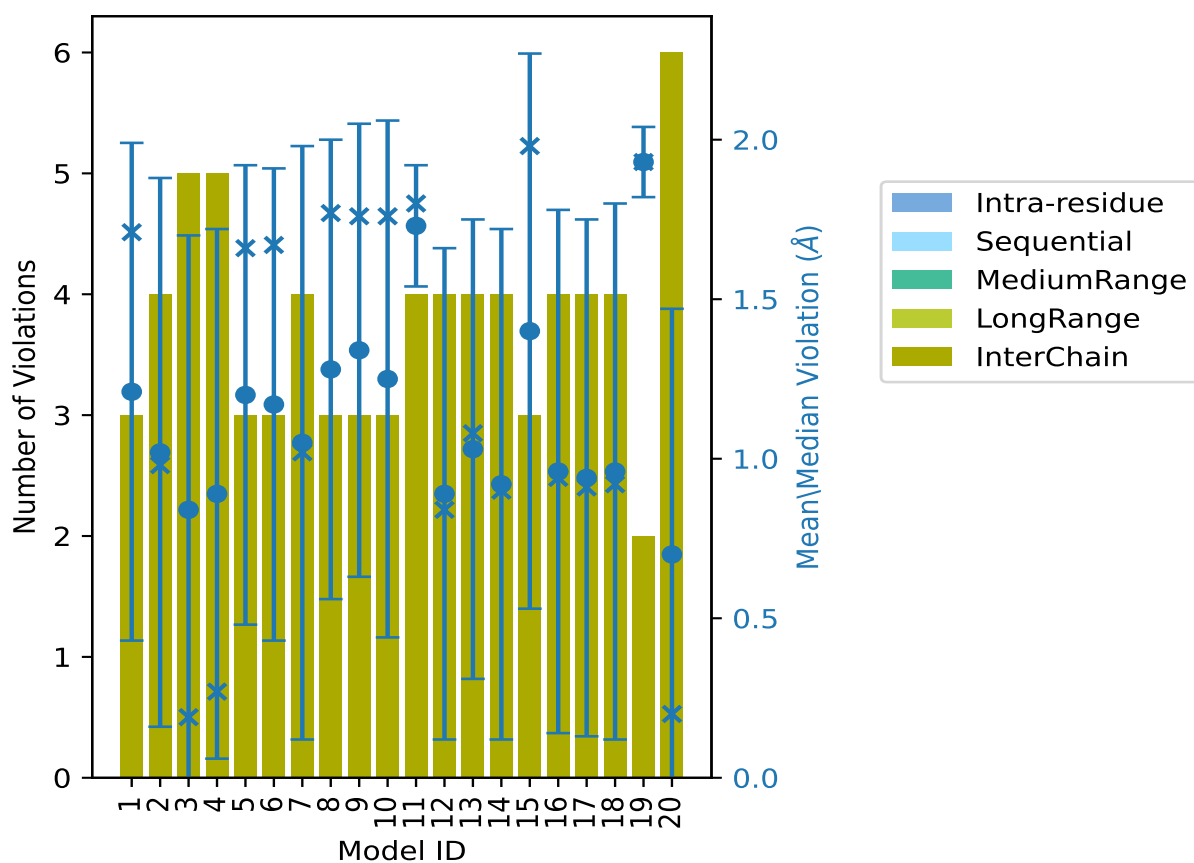
*Continued on next page...*

Continued from previous page...

Model ID	Number of violations						Mean (Å)	Max (Å)	SD <sup>6</sup> (Å)	Median (Å)
	IR <sup>1</sup>	SQ <sup>2</sup>	MR <sup>3</sup>	LR <sup>4</sup>	IC <sup>5</sup>	Total				
12	0	0	0	0	4	4	0.89	1.76	0.77	0.84
13	0	0	0	0	4	4	1.03	1.78	0.72	1.08
14	0	0	0	0	4	4	0.92	1.76	0.8	0.9
15	0	0	0	0	3	3	1.4	2.05	0.87	1.98
16	0	0	0	0	4	4	0.96	1.81	0.82	0.94
17	0	0	0	0	4	4	0.94	1.82	0.81	0.91
18	0	0	0	0	4	4	0.96	1.88	0.84	0.92
19	0	0	0	0	2	2	1.93	2.04	0.11	1.93
20	0	0	0	0	6	6	0.7	1.83	0.77	0.2

<sup>1</sup>Intra-residue restraints, <sup>2</sup>Sequential restraints, <sup>3</sup>Medium range restraints, <sup>4</sup>Long range restraints, <sup>5</sup>Inter-chain restraints, <sup>6</sup>Standard deviation

### 9.2.1 Bar graph : Distance Violation statistics for each model [\(i\)](#)



The mean(dot),median(x) and the standard deviation are shown in blue with respect to the y axis on the right

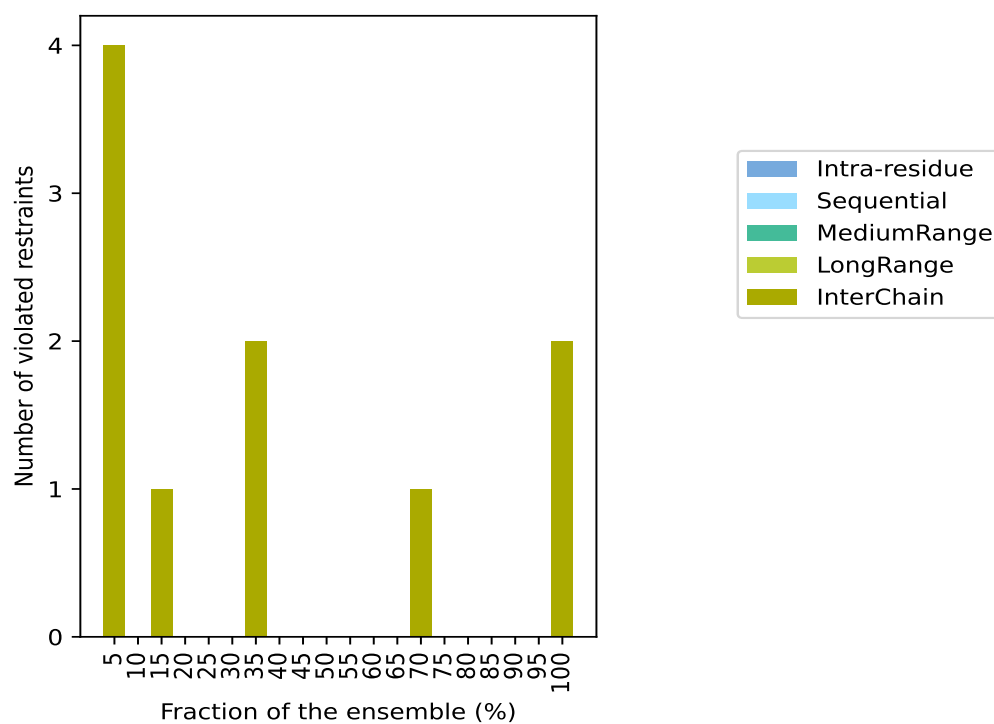
### 9.3 Distance violation statistics for the ensemble

Violation analysis may find that some restraints are violated in few models and some are violated in most of models. The following table provides this information as number of violated restraints for a given fraction of the ensemble. In total, 95(IR:0, SQ:0, MR:0, LR:0, IC:95) restraints are not violated in the ensemble.

Number of violated restraints						Fraction of the ensemble	
IR <sup>1</sup>	SQ <sup>2</sup>	MR <sup>3</sup>	LR <sup>4</sup>	IC <sup>5</sup>	Total	Count <sup>6</sup>	%
0	0	0	0	4	4	1	5.0
0	0	0	0	0	0	2	10.0
0	0	0	0	1	1	3	15.0
0	0	0	0	0	0	4	20.0
0	0	0	0	0	0	5	25.0
0	0	0	0	0	0	6	30.0
0	0	0	0	2	2	7	35.0
0	0	0	0	0	0	8	40.0
0	0	0	0	0	0	9	45.0
0	0	0	0	0	0	10	50.0
0	0	0	0	0	0	11	55.0
0	0	0	0	0	0	12	60.0
0	0	0	0	0	0	13	65.0
0	0	0	0	1	1	14	70.0
0	0	0	0	0	0	15	75.0
0	0	0	0	0	0	16	80.0
0	0	0	0	0	0	17	85.0
0	0	0	0	0	0	18	90.0
0	0	0	0	0	0	19	95.0
0	0	0	0	2	2	20	100.0

<sup>1</sup>Intra-residue restraints, <sup>2</sup>Sequential restraints, <sup>3</sup>Medium range restraints, <sup>4</sup>Long range restraints, <sup>5</sup>Inter-chain restraints, <sup>6</sup> Number of models with violations

### 9.3.1 Bar graph : Distance violation statistics for the ensemble [i](#)

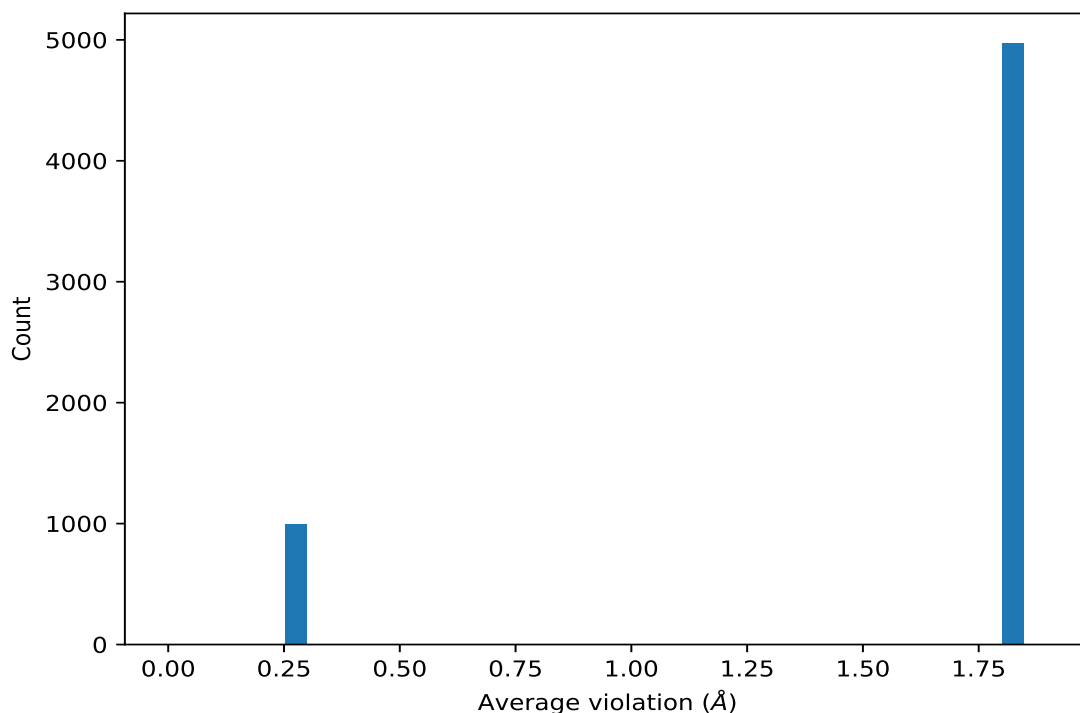


## 9.4 Most violated distance restraints in the ensemble [i](#)

### 9.4.1 Histogram : Distribution of mean distance violations [i](#)

The following histogram shows the distribution of the average value of the violation. The average is calculated for each restraint that is violated in more than one model over all the violated models in the ensemble





#### 9.4.2 Table: Most violated distance restraints [i](#)

The following table provides the mean and the standard deviation of the violation for each restraint sorted by number of violated models and the mean value. The Key (restraint list ID, restraint ID) is the unique identifier for a given restraint. Rows with same key represent combinatorial or ambiguous restraints and are counted as a single restraint.

Key	Atom-1	Atom-2	Models <sup>1</sup>	Mean (Å)	SD <sup>1</sup> (Å)	Median (Å)
(1,37)	1:A:104:ARG:C	2:B:75:ILE:C	20	1.82	0.11	1.82
(1,37)	1:A:104:ARG:C	2:B:75:ILE:CA	20	1.82	0.11	1.82
(1,37)	1:A:104:ARG:C	2:B:75:ILE:CB	20	1.82	0.11	1.82
(1,37)	1:A:104:ARG:C	2:B:75:ILE:CD1	20	1.82	0.11	1.82
(1,37)	1:A:104:ARG:C	2:B:75:ILE:CG1	20	1.82	0.11	1.82
(1,37)	1:A:104:ARG:C	2:B:75:ILE:CG2	20	1.82	0.11	1.82
(1,37)	1:A:104:ARG:C	2:B:75:ILE:H	20	1.82	0.11	1.82
(1,37)	1:A:104:ARG:C	2:B:75:ILE:HA	20	1.82	0.11	1.82
(1,37)	1:A:104:ARG:C	2:B:75:ILE:HB	20	1.82	0.11	1.82
(1,37)	1:A:104:ARG:C	2:B:75:ILE:HD11	20	1.82	0.11	1.82
(1,37)	1:A:104:ARG:C	2:B:75:ILE:HD12	20	1.82	0.11	1.82
(1,37)	1:A:104:ARG:C	2:B:75:ILE:HD13	20	1.82	0.11	1.82
(1,37)	1:A:104:ARG:C	2:B:75:ILE:HG12	20	1.82	0.11	1.82
(1,37)	1:A:104:ARG:C	2:B:75:ILE:HG13	20	1.82	0.11	1.82
(1,37)	1:A:104:ARG:C	2:B:75:ILE:HG21	20	1.82	0.11	1.82
(1,37)	1:A:104:ARG:C	2:B:75:ILE:HG22	20	1.82	0.11	1.82

*Continued on next page...*

Continued from previous page...

Key	Atom-1	Atom-2	Models <sup>1</sup>	Mean (Å)	SD <sup>1</sup> (Å)	Median (Å)
(1,37)	1:A:104:ARG:C	2:B:75:ILE:HG23	20	1.82	0.11	1.82
(1,37)	1:A:104:ARG:C	2:B:75:ILE:N	20	1.82	0.11	1.82
(1,37)	1:A:104:ARG:C	2:B:75:ILE:O	20	1.82	0.11	1.82
(1,37)	1:A:104:ARG:C	2:B:77:ALA:C	20	1.82	0.11	1.82
(1,37)	1:A:104:ARG:C	2:B:77:ALA:CA	20	1.82	0.11	1.82
(1,37)	1:A:104:ARG:C	2:B:77:ALA:CB	20	1.82	0.11	1.82
(1,37)	1:A:104:ARG:C	2:B:77:ALA:H	20	1.82	0.11	1.82
(1,37)	1:A:104:ARG:C	2:B:77:ALA:HA	20	1.82	0.11	1.82
(1,37)	1:A:104:ARG:C	2:B:77:ALA:HB1	20	1.82	0.11	1.82
(1,37)	1:A:104:ARG:C	2:B:77:ALA:HB2	20	1.82	0.11	1.82
(1,37)	1:A:104:ARG:C	2:B:77:ALA:HB3	20	1.82	0.11	1.82
(1,37)	1:A:104:ARG:C	2:B:77:ALA:N	20	1.82	0.11	1.82
(1,37)	1:A:104:ARG:C	2:B:77:ALA:O	20	1.82	0.11	1.82
(1,37)	1:A:104:ARG:C	2:B:78:GLY:C	20	1.82	0.11	1.82
(1,37)	1:A:104:ARG:C	2:B:78:GLY:CA	20	1.82	0.11	1.82
(1,37)	1:A:104:ARG:C	2:B:78:GLY:H	20	1.82	0.11	1.82
(1,37)	1:A:104:ARG:C	2:B:78:GLY:HA2	20	1.82	0.11	1.82
(1,37)	1:A:104:ARG:C	2:B:78:GLY:HA3	20	1.82	0.11	1.82
(1,37)	1:A:104:ARG:C	2:B:78:GLY:N	20	1.82	0.11	1.82
(1,37)	1:A:104:ARG:C	2:B:78:GLY:O	20	1.82	0.11	1.82
(1,37)	1:A:104:ARG:C	2:B:79:LYS:C	20	1.82	0.11	1.82
(1,37)	1:A:104:ARG:C	2:B:79:LYS:CA	20	1.82	0.11	1.82
(1,37)	1:A:104:ARG:C	2:B:79:LYS:CB	20	1.82	0.11	1.82
(1,37)	1:A:104:ARG:C	2:B:79:LYS:CD	20	1.82	0.11	1.82
(1,37)	1:A:104:ARG:C	2:B:79:LYS:CE	20	1.82	0.11	1.82
(1,37)	1:A:104:ARG:C	2:B:79:LYS:CG	20	1.82	0.11	1.82
(1,37)	1:A:104:ARG:C	2:B:79:LYS:H	20	1.82	0.11	1.82
(1,37)	1:A:104:ARG:C	2:B:79:LYS:HA	20	1.82	0.11	1.82
(1,37)	1:A:104:ARG:C	2:B:79:LYS:HB2	20	1.82	0.11	1.82
(1,37)	1:A:104:ARG:C	2:B:79:LYS:HB3	20	1.82	0.11	1.82
(1,37)	1:A:104:ARG:C	2:B:79:LYS:HD2	20	1.82	0.11	1.82
(1,37)	1:A:104:ARG:C	2:B:79:LYS:HD3	20	1.82	0.11	1.82
(1,37)	1:A:104:ARG:C	2:B:79:LYS:HE2	20	1.82	0.11	1.82
(1,37)	1:A:104:ARG:C	2:B:79:LYS:HE3	20	1.82	0.11	1.82
(1,37)	1:A:104:ARG:C	2:B:79:LYS:HG2	20	1.82	0.11	1.82
(1,37)	1:A:104:ARG:C	2:B:79:LYS:HG3	20	1.82	0.11	1.82
(1,37)	1:A:104:ARG:C	2:B:79:LYS:HZ1	20	1.82	0.11	1.82
(1,37)	1:A:104:ARG:C	2:B:79:LYS:HZ2	20	1.82	0.11	1.82
(1,37)	1:A:104:ARG:C	2:B:79:LYS:HZ3	20	1.82	0.11	1.82
(1,37)	1:A:104:ARG:C	2:B:79:LYS:N	20	1.82	0.11	1.82
(1,37)	1:A:104:ARG:C	2:B:79:LYS:NZ	20	1.82	0.11	1.82
(1,37)	1:A:104:ARG:C	2:B:79:LYS:O	20	1.82	0.11	1.82

Continued on next page...

*Continued from previous page...*

Key	Atom-1	Atom-2	Models <sup>1</sup>	Mean (Å)	SD <sup>1</sup> (Å)	Median (Å)
(1,37)	1:A:104:ARG:C	2:B:80:ILE:C	20	1.82	0.11	1.82
(1,37)	1:A:104:ARG:C	2:B:80:ILE:CA	20	1.82	0.11	1.82
(1,37)	1:A:104:ARG:C	2:B:80:ILE:CB	20	1.82	0.11	1.82
(1,37)	1:A:104:ARG:C	2:B:80:ILE:CD1	20	1.82	0.11	1.82
(1,37)	1:A:104:ARG:C	2:B:80:ILE:CG1	20	1.82	0.11	1.82
(1,37)	1:A:104:ARG:C	2:B:80:ILE:CG2	20	1.82	0.11	1.82
(1,37)	1:A:104:ARG:C	2:B:80:ILE:H	20	1.82	0.11	1.82
(1,37)	1:A:104:ARG:C	2:B:80:ILE:HA	20	1.82	0.11	1.82
(1,37)	1:A:104:ARG:C	2:B:80:ILE:HB	20	1.82	0.11	1.82
(1,37)	1:A:104:ARG:C	2:B:80:ILE:HD11	20	1.82	0.11	1.82
(1,37)	1:A:104:ARG:C	2:B:80:ILE:HD12	20	1.82	0.11	1.82
(1,37)	1:A:104:ARG:C	2:B:80:ILE:HD13	20	1.82	0.11	1.82
(1,37)	1:A:104:ARG:C	2:B:80:ILE:HG12	20	1.82	0.11	1.82
(1,37)	1:A:104:ARG:C	2:B:80:ILE:HG13	20	1.82	0.11	1.82
(1,37)	1:A:104:ARG:C	2:B:80:ILE:HG21	20	1.82	0.11	1.82
(1,37)	1:A:104:ARG:C	2:B:80:ILE:HG22	20	1.82	0.11	1.82
(1,37)	1:A:104:ARG:C	2:B:80:ILE:HG23	20	1.82	0.11	1.82
(1,37)	1:A:104:ARG:C	2:B:80:ILE:N	20	1.82	0.11	1.82
(1,37)	1:A:104:ARG:C	2:B:80:ILE:O	20	1.82	0.11	1.82
(1,37)	1:A:104:ARG:C	2:B:84:GLN:C	20	1.82	0.11	1.82
(1,37)	1:A:104:ARG:C	2:B:84:GLN:CA	20	1.82	0.11	1.82
(1,37)	1:A:104:ARG:C	2:B:84:GLN:CB	20	1.82	0.11	1.82
(1,37)	1:A:104:ARG:C	2:B:84:GLN:CD	20	1.82	0.11	1.82
(1,37)	1:A:104:ARG:C	2:B:84:GLN:CG	20	1.82	0.11	1.82
(1,37)	1:A:104:ARG:C	2:B:84:GLN:H	20	1.82	0.11	1.82
(1,37)	1:A:104:ARG:C	2:B:84:GLN:HA	20	1.82	0.11	1.82
(1,37)	1:A:104:ARG:C	2:B:84:GLN:HB2	20	1.82	0.11	1.82
(1,37)	1:A:104:ARG:C	2:B:84:GLN:HB3	20	1.82	0.11	1.82
(1,37)	1:A:104:ARG:C	2:B:84:GLN:HE21	20	1.82	0.11	1.82
(1,37)	1:A:104:ARG:C	2:B:84:GLN:HE22	20	1.82	0.11	1.82
(1,37)	1:A:104:ARG:C	2:B:84:GLN:HG2	20	1.82	0.11	1.82
(1,37)	1:A:104:ARG:C	2:B:84:GLN:HG3	20	1.82	0.11	1.82
(1,37)	1:A:104:ARG:C	2:B:84:GLN:N	20	1.82	0.11	1.82
(1,37)	1:A:104:ARG:C	2:B:84:GLN:NE2	20	1.82	0.11	1.82
(1,37)	1:A:104:ARG:C	2:B:84:GLN:O	20	1.82	0.11	1.82
(1,37)	1:A:104:ARG:C	2:B:84:GLN:OE1	20	1.82	0.11	1.82
(1,37)	1:A:104:ARG:C	2:B:97:THR:C	20	1.82	0.11	1.82
(1,37)	1:A:104:ARG:C	2:B:97:THR:CA	20	1.82	0.11	1.82
(1,37)	1:A:104:ARG:C	2:B:97:THR:CB	20	1.82	0.11	1.82
(1,37)	1:A:104:ARG:C	2:B:97:THR:CG2	20	1.82	0.11	1.82
(1,37)	1:A:104:ARG:C	2:B:97:THR:H	20	1.82	0.11	1.82
(1,37)	1:A:104:ARG:C	2:B:97:THR:HA	20	1.82	0.11	1.82

*Continued on next page...*

*Continued from previous page...*

Key	Atom-1	Atom-2	Models <sup>1</sup>	Mean (Å)	SD <sup>1</sup> (Å)	Median (Å)
(1,37)	1:A:104:ARG:C	2:B:97:THR:HB	20	1.82	0.11	1.82
(1,37)	1:A:104:ARG:C	2:B:97:THR:HG1	20	1.82	0.11	1.82
(1,37)	1:A:104:ARG:C	2:B:97:THR:HG21	20	1.82	0.11	1.82
(1,37)	1:A:104:ARG:C	2:B:97:THR:HG22	20	1.82	0.11	1.82
(1,37)	1:A:104:ARG:C	2:B:97:THR:HG23	20	1.82	0.11	1.82
(1,37)	1:A:104:ARG:C	2:B:97:THR:N	20	1.82	0.11	1.82
(1,37)	1:A:104:ARG:C	2:B:97:THR:O	20	1.82	0.11	1.82
(1,37)	1:A:104:ARG:C	2:B:97:THR:OG1	20	1.82	0.11	1.82
(1,37)	1:A:104:ARG:C	2:B:99:HIS:C	20	1.82	0.11	1.82
(1,37)	1:A:104:ARG:C	2:B:99:HIS:CA	20	1.82	0.11	1.82
(1,37)	1:A:104:ARG:C	2:B:99:HIS:CB	20	1.82	0.11	1.82
(1,37)	1:A:104:ARG:C	2:B:99:HIS:CD2	20	1.82	0.11	1.82
(1,37)	1:A:104:ARG:C	2:B:99:HIS:CE1	20	1.82	0.11	1.82
(1,37)	1:A:104:ARG:C	2:B:99:HIS:CG	20	1.82	0.11	1.82
(1,37)	1:A:104:ARG:C	2:B:99:HIS:H	20	1.82	0.11	1.82
(1,37)	1:A:104:ARG:C	2:B:99:HIS:HA	20	1.82	0.11	1.82
(1,37)	1:A:104:ARG:C	2:B:99:HIS:HB2	20	1.82	0.11	1.82
(1,37)	1:A:104:ARG:C	2:B:99:HIS:HB3	20	1.82	0.11	1.82
(1,37)	1:A:104:ARG:C	2:B:99:HIS:HD1	20	1.82	0.11	1.82
(1,37)	1:A:104:ARG:C	2:B:99:HIS:HD2	20	1.82	0.11	1.82
(1,37)	1:A:104:ARG:C	2:B:99:HIS:HE1	20	1.82	0.11	1.82
(1,37)	1:A:104:ARG:C	2:B:99:HIS:HE2	20	1.82	0.11	1.82
(1,37)	1:A:104:ARG:C	2:B:99:HIS:N	20	1.82	0.11	1.82
(1,37)	1:A:104:ARG:C	2:B:99:HIS:ND1	20	1.82	0.11	1.82
(1,37)	1:A:104:ARG:C	2:B:99:HIS:NE2	20	1.82	0.11	1.82
(1,37)	1:A:104:ARG:C	2:B:99:HIS:O	20	1.82	0.11	1.82
(1,37)	1:A:104:ARG:C	2:B:101:VAL:C	20	1.82	0.11	1.82
(1,37)	1:A:104:ARG:C	2:B:101:VAL:CA	20	1.82	0.11	1.82
(1,37)	1:A:104:ARG:C	2:B:101:VAL:CB	20	1.82	0.11	1.82
(1,37)	1:A:104:ARG:C	2:B:101:VAL:CG1	20	1.82	0.11	1.82
(1,37)	1:A:104:ARG:C	2:B:101:VAL:CG2	20	1.82	0.11	1.82
(1,37)	1:A:104:ARG:C	2:B:101:VAL:H	20	1.82	0.11	1.82
(1,37)	1:A:104:ARG:C	2:B:101:VAL:HA	20	1.82	0.11	1.82
(1,37)	1:A:104:ARG:C	2:B:101:VAL:HB	20	1.82	0.11	1.82
(1,37)	1:A:104:ARG:C	2:B:101:VAL:HG11	20	1.82	0.11	1.82
(1,37)	1:A:104:ARG:C	2:B:101:VAL:HG12	20	1.82	0.11	1.82
(1,37)	1:A:104:ARG:C	2:B:101:VAL:HG13	20	1.82	0.11	1.82
(1,37)	1:A:104:ARG:C	2:B:101:VAL:HG21	20	1.82	0.11	1.82
(1,37)	1:A:104:ARG:C	2:B:101:VAL:HG22	20	1.82	0.11	1.82
(1,37)	1:A:104:ARG:C	2:B:101:VAL:HG23	20	1.82	0.11	1.82
(1,37)	1:A:104:ARG:C	2:B:101:VAL:N	20	1.82	0.11	1.82
(1,37)	1:A:104:ARG:C	2:B:101:VAL:O	20	1.82	0.11	1.82

*Continued on next page...*

Continued from previous page...

Key	Atom-1	Atom-2	Models <sup>1</sup>	Mean (Å)	SD <sup>1</sup> (Å)	Median (Å)
(1,37)	1:A:104:ARG:CA	2:B:75:ILE:C	20	1.82	0.11	1.82
(1,37)	1:A:104:ARG:CA	2:B:75:ILE:CA	20	1.82	0.11	1.82
(1,37)	1:A:104:ARG:CA	2:B:75:ILE:CB	20	1.82	0.11	1.82
(1,37)	1:A:104:ARG:CA	2:B:75:ILE:CD1	20	1.82	0.11	1.82
(1,37)	1:A:104:ARG:CA	2:B:75:ILE:CG1	20	1.82	0.11	1.82
(1,37)	1:A:104:ARG:CA	2:B:75:ILE:CG2	20	1.82	0.11	1.82
(1,37)	1:A:104:ARG:CA	2:B:75:ILE:H	20	1.82	0.11	1.82
(1,37)	1:A:104:ARG:CA	2:B:75:ILE:HA	20	1.82	0.11	1.82
(1,37)	1:A:104:ARG:CA	2:B:75:ILE:HB	20	1.82	0.11	1.82
(1,37)	1:A:104:ARG:CA	2:B:75:ILE:HD11	20	1.82	0.11	1.82
(1,37)	1:A:104:ARG:CA	2:B:75:ILE:HD12	20	1.82	0.11	1.82
(1,37)	1:A:104:ARG:CA	2:B:75:ILE:HD13	20	1.82	0.11	1.82
(1,37)	1:A:104:ARG:CA	2:B:75:ILE:HG12	20	1.82	0.11	1.82
(1,37)	1:A:104:ARG:CA	2:B:75:ILE:HG13	20	1.82	0.11	1.82
(1,37)	1:A:104:ARG:CA	2:B:75:ILE:HG21	20	1.82	0.11	1.82
(1,37)	1:A:104:ARG:CA	2:B:75:ILE:HG22	20	1.82	0.11	1.82
(1,37)	1:A:104:ARG:CA	2:B:75:ILE:HG23	20	1.82	0.11	1.82
(1,37)	1:A:104:ARG:CA	2:B:75:ILE:N	20	1.82	0.11	1.82
(1,37)	1:A:104:ARG:CA	2:B:75:ILE:O	20	1.82	0.11	1.82
(1,37)	1:A:104:ARG:CA	2:B:77:ALA:C	20	1.82	0.11	1.82
(1,37)	1:A:104:ARG:CA	2:B:77:ALA:CA	20	1.82	0.11	1.82
(1,37)	1:A:104:ARG:CA	2:B:77:ALA:CB	20	1.82	0.11	1.82
(1,37)	1:A:104:ARG:CA	2:B:77:ALA:H	20	1.82	0.11	1.82
(1,37)	1:A:104:ARG:CA	2:B:77:ALA:HA	20	1.82	0.11	1.82
(1,37)	1:A:104:ARG:CA	2:B:77:ALA:HB1	20	1.82	0.11	1.82
(1,37)	1:A:104:ARG:CA	2:B:77:ALA:HB2	20	1.82	0.11	1.82
(1,37)	1:A:104:ARG:CA	2:B:77:ALA:HB3	20	1.82	0.11	1.82
(1,37)	1:A:104:ARG:CA	2:B:77:ALA:N	20	1.82	0.11	1.82
(1,37)	1:A:104:ARG:CA	2:B:77:ALA:O	20	1.82	0.11	1.82
(1,37)	1:A:104:ARG:CA	2:B:78:GLY:C	20	1.82	0.11	1.82
(1,37)	1:A:104:ARG:CA	2:B:78:GLY:CA	20	1.82	0.11	1.82
(1,37)	1:A:104:ARG:CA	2:B:78:GLY:H	20	1.82	0.11	1.82
(1,37)	1:A:104:ARG:CA	2:B:78:GLY:HA2	20	1.82	0.11	1.82
(1,37)	1:A:104:ARG:CA	2:B:78:GLY:HA3	20	1.82	0.11	1.82
(1,37)	1:A:104:ARG:CA	2:B:78:GLY:N	20	1.82	0.11	1.82
(1,37)	1:A:104:ARG:CA	2:B:78:GLY:O	20	1.82	0.11	1.82
(1,37)	1:A:104:ARG:CA	2:B:79:LYS:C	20	1.82	0.11	1.82
(1,37)	1:A:104:ARG:CA	2:B:79:LYS:CA	20	1.82	0.11	1.82
(1,37)	1:A:104:ARG:CA	2:B:79:LYS:CB	20	1.82	0.11	1.82
(1,37)	1:A:104:ARG:CA	2:B:79:LYS:CD	20	1.82	0.11	1.82
(1,37)	1:A:104:ARG:CA	2:B:79:LYS:CE	20	1.82	0.11	1.82
(1,37)	1:A:104:ARG:CA	2:B:79:LYS:CG	20	1.82	0.11	1.82

Continued on next page...

*Continued from previous page...*

Key	Atom-1	Atom-2	Models <sup>1</sup>	Mean (Å)	SD <sup>1</sup> (Å)	Median (Å)
(1,37)	1:A:104:ARG:CA	2:B:79:LYS:H	20	1.82	0.11	1.82
(1,37)	1:A:104:ARG:CA	2:B:79:LYS:HA	20	1.82	0.11	1.82
(1,37)	1:A:104:ARG:CA	2:B:79:LYS:HB2	20	1.82	0.11	1.82
(1,37)	1:A:104:ARG:CA	2:B:79:LYS:HB3	20	1.82	0.11	1.82
(1,37)	1:A:104:ARG:CA	2:B:79:LYS:HD2	20	1.82	0.11	1.82
(1,37)	1:A:104:ARG:CA	2:B:79:LYS:HD3	20	1.82	0.11	1.82
(1,37)	1:A:104:ARG:CA	2:B:79:LYS:HE2	20	1.82	0.11	1.82
(1,37)	1:A:104:ARG:CA	2:B:79:LYS:HE3	20	1.82	0.11	1.82
(1,37)	1:A:104:ARG:CA	2:B:79:LYS:HG2	20	1.82	0.11	1.82
(1,37)	1:A:104:ARG:CA	2:B:79:LYS:HG3	20	1.82	0.11	1.82
(1,37)	1:A:104:ARG:CA	2:B:79:LYS:HZ1	20	1.82	0.11	1.82
(1,37)	1:A:104:ARG:CA	2:B:79:LYS:HZ2	20	1.82	0.11	1.82
(1,37)	1:A:104:ARG:CA	2:B:79:LYS:HZ3	20	1.82	0.11	1.82
(1,37)	1:A:104:ARG:CA	2:B:79:LYS:N	20	1.82	0.11	1.82
(1,37)	1:A:104:ARG:CA	2:B:79:LYS:NZ	20	1.82	0.11	1.82
(1,37)	1:A:104:ARG:CA	2:B:79:LYS:O	20	1.82	0.11	1.82
(1,37)	1:A:104:ARG:CA	2:B:80:ILE:C	20	1.82	0.11	1.82
(1,37)	1:A:104:ARG:CA	2:B:80:ILE:CA	20	1.82	0.11	1.82
(1,37)	1:A:104:ARG:CA	2:B:80:ILE:CB	20	1.82	0.11	1.82
(1,37)	1:A:104:ARG:CA	2:B:80:ILE:CD1	20	1.82	0.11	1.82
(1,37)	1:A:104:ARG:CA	2:B:80:ILE:CG1	20	1.82	0.11	1.82
(1,37)	1:A:104:ARG:CA	2:B:80:ILE:CG2	20	1.82	0.11	1.82
(1,37)	1:A:104:ARG:CA	2:B:80:ILE:H	20	1.82	0.11	1.82
(1,37)	1:A:104:ARG:CA	2:B:80:ILE:HA	20	1.82	0.11	1.82
(1,37)	1:A:104:ARG:CA	2:B:80:ILE:HB	20	1.82	0.11	1.82
(1,37)	1:A:104:ARG:CA	2:B:80:ILE:HD11	20	1.82	0.11	1.82
(1,37)	1:A:104:ARG:CA	2:B:80:ILE:HD12	20	1.82	0.11	1.82
(1,37)	1:A:104:ARG:CA	2:B:80:ILE:HD13	20	1.82	0.11	1.82
(1,37)	1:A:104:ARG:CA	2:B:80:ILE:HG12	20	1.82	0.11	1.82
(1,37)	1:A:104:ARG:CA	2:B:80:ILE:HG13	20	1.82	0.11	1.82
(1,37)	1:A:104:ARG:CA	2:B:80:ILE:HG21	20	1.82	0.11	1.82
(1,37)	1:A:104:ARG:CA	2:B:80:ILE:HG22	20	1.82	0.11	1.82
(1,37)	1:A:104:ARG:CA	2:B:80:ILE:HG23	20	1.82	0.11	1.82
(1,37)	1:A:104:ARG:CA	2:B:80:ILE:N	20	1.82	0.11	1.82
(1,37)	1:A:104:ARG:CA	2:B:80:ILE:O	20	1.82	0.11	1.82
(1,37)	1:A:104:ARG:CA	2:B:84:GLN:C	20	1.82	0.11	1.82
(1,37)	1:A:104:ARG:CA	2:B:84:GLN:CA	20	1.82	0.11	1.82
(1,37)	1:A:104:ARG:CA	2:B:84:GLN:CB	20	1.82	0.11	1.82
(1,37)	1:A:104:ARG:CA	2:B:84:GLN:CD	20	1.82	0.11	1.82
(1,37)	1:A:104:ARG:CA	2:B:84:GLN:CG	20	1.82	0.11	1.82
(1,37)	1:A:104:ARG:CA	2:B:84:GLN:H	20	1.82	0.11	1.82
(1,37)	1:A:104:ARG:CA	2:B:84:GLN:HA	20	1.82	0.11	1.82

*Continued on next page...*

Continued from previous page...

Key	Atom-1	Atom-2	Models <sup>1</sup>	Mean (Å)	SD <sup>1</sup> (Å)	Median (Å)
(1,37)	1:A:104:ARG:CA	2:B:84:GLN:HB2	20	1.82	0.11	1.82
(1,37)	1:A:104:ARG:CA	2:B:84:GLN:HB3	20	1.82	0.11	1.82
(1,37)	1:A:104:ARG:CA	2:B:84:GLN:HE21	20	1.82	0.11	1.82
(1,37)	1:A:104:ARG:CA	2:B:84:GLN:HE22	20	1.82	0.11	1.82
(1,37)	1:A:104:ARG:CA	2:B:84:GLN:HG2	20	1.82	0.11	1.82
(1,37)	1:A:104:ARG:CA	2:B:84:GLN:HG3	20	1.82	0.11	1.82
(1,37)	1:A:104:ARG:CA	2:B:84:GLN:N	20	1.82	0.11	1.82
(1,37)	1:A:104:ARG:CA	2:B:84:GLN:NE2	20	1.82	0.11	1.82
(1,37)	1:A:104:ARG:CA	2:B:84:GLN:O	20	1.82	0.11	1.82
(1,37)	1:A:104:ARG:CA	2:B:84:GLN:OE1	20	1.82	0.11	1.82
(1,37)	1:A:104:ARG:CA	2:B:97:THR:C	20	1.82	0.11	1.82
(1,37)	1:A:104:ARG:CA	2:B:97:THR:CA	20	1.82	0.11	1.82
(1,37)	1:A:104:ARG:CA	2:B:97:THR:CB	20	1.82	0.11	1.82
(1,37)	1:A:104:ARG:CA	2:B:97:THR:CG2	20	1.82	0.11	1.82
(1,37)	1:A:104:ARG:CA	2:B:97:THR:H	20	1.82	0.11	1.82
(1,37)	1:A:104:ARG:CA	2:B:97:THR:HA	20	1.82	0.11	1.82
(1,37)	1:A:104:ARG:CA	2:B:97:THR:HB	20	1.82	0.11	1.82
(1,37)	1:A:104:ARG:CA	2:B:97:THR:HG1	20	1.82	0.11	1.82
(1,37)	1:A:104:ARG:CA	2:B:97:THR:HG21	20	1.82	0.11	1.82
(1,37)	1:A:104:ARG:CA	2:B:97:THR:HG22	20	1.82	0.11	1.82
(1,37)	1:A:104:ARG:CA	2:B:97:THR:HG23	20	1.82	0.11	1.82
(1,37)	1:A:104:ARG:CA	2:B:97:THR:N	20	1.82	0.11	1.82
(1,37)	1:A:104:ARG:CA	2:B:97:THR:O	20	1.82	0.11	1.82
(1,37)	1:A:104:ARG:CA	2:B:97:THR:OG1	20	1.82	0.11	1.82
(1,37)	1:A:104:ARG:CA	2:B:99:HIS:C	20	1.82	0.11	1.82
(1,37)	1:A:104:ARG:CA	2:B:99:HIS:CA	20	1.82	0.11	1.82
(1,37)	1:A:104:ARG:CA	2:B:99:HIS:CB	20	1.82	0.11	1.82
(1,37)	1:A:104:ARG:CA	2:B:99:HIS:CD2	20	1.82	0.11	1.82
(1,37)	1:A:104:ARG:CA	2:B:99:HIS:CE1	20	1.82	0.11	1.82
(1,37)	1:A:104:ARG:CA	2:B:99:HIS:CG	20	1.82	0.11	1.82
(1,37)	1:A:104:ARG:CA	2:B:99:HIS:H	20	1.82	0.11	1.82
(1,37)	1:A:104:ARG:CA	2:B:99:HIS:HA	20	1.82	0.11	1.82
(1,37)	1:A:104:ARG:CA	2:B:99:HIS:HB2	20	1.82	0.11	1.82
(1,37)	1:A:104:ARG:CA	2:B:99:HIS:HB3	20	1.82	0.11	1.82
(1,37)	1:A:104:ARG:CA	2:B:99:HIS:HD1	20	1.82	0.11	1.82
(1,37)	1:A:104:ARG:CA	2:B:99:HIS:HD2	20	1.82	0.11	1.82
(1,37)	1:A:104:ARG:CA	2:B:99:HIS:HE1	20	1.82	0.11	1.82
(1,37)	1:A:104:ARG:CA	2:B:99:HIS:HE2	20	1.82	0.11	1.82
(1,37)	1:A:104:ARG:CA	2:B:99:HIS:N	20	1.82	0.11	1.82
(1,37)	1:A:104:ARG:CA	2:B:99:HIS:ND1	20	1.82	0.11	1.82
(1,37)	1:A:104:ARG:CA	2:B:99:HIS:NE2	20	1.82	0.11	1.82
(1,37)	1:A:104:ARG:CA	2:B:99:HIS:O	20	1.82	0.11	1.82

Continued on next page...

*Continued from previous page...*

Key	Atom-1	Atom-2	Models <sup>1</sup>	Mean (Å)	SD <sup>1</sup> (Å)	Median (Å)
(1,37)	1:A:104:ARG:CA	2:B:101:VAL:C	20	1.82	0.11	1.82
(1,37)	1:A:104:ARG:CA	2:B:101:VAL:CA	20	1.82	0.11	1.82
(1,37)	1:A:104:ARG:CA	2:B:101:VAL:CB	20	1.82	0.11	1.82
(1,37)	1:A:104:ARG:CA	2:B:101:VAL:CG1	20	1.82	0.11	1.82
(1,37)	1:A:104:ARG:CA	2:B:101:VAL:CG2	20	1.82	0.11	1.82
(1,37)	1:A:104:ARG:CA	2:B:101:VAL:H	20	1.82	0.11	1.82
(1,37)	1:A:104:ARG:CA	2:B:101:VAL:HA	20	1.82	0.11	1.82
(1,37)	1:A:104:ARG:CA	2:B:101:VAL:HB	20	1.82	0.11	1.82
(1,37)	1:A:104:ARG:CA	2:B:101:VAL:HG11	20	1.82	0.11	1.82
(1,37)	1:A:104:ARG:CA	2:B:101:VAL:HG12	20	1.82	0.11	1.82
(1,37)	1:A:104:ARG:CA	2:B:101:VAL:HG13	20	1.82	0.11	1.82
(1,37)	1:A:104:ARG:CA	2:B:101:VAL:HG21	20	1.82	0.11	1.82
(1,37)	1:A:104:ARG:CA	2:B:101:VAL:HG22	20	1.82	0.11	1.82
(1,37)	1:A:104:ARG:CA	2:B:101:VAL:HG23	20	1.82	0.11	1.82
(1,37)	1:A:104:ARG:CA	2:B:101:VAL:N	20	1.82	0.11	1.82
(1,37)	1:A:104:ARG:CA	2:B:101:VAL:O	20	1.82	0.11	1.82
(1,37)	1:A:104:ARG:CB	2:B:75:ILE:C	20	1.82	0.11	1.82
(1,37)	1:A:104:ARG:CB	2:B:75:ILE:CA	20	1.82	0.11	1.82
(1,37)	1:A:104:ARG:CB	2:B:75:ILE:CB	20	1.82	0.11	1.82
(1,37)	1:A:104:ARG:CB	2:B:75:ILE:CD1	20	1.82	0.11	1.82
(1,37)	1:A:104:ARG:CB	2:B:75:ILE:CG1	20	1.82	0.11	1.82
(1,37)	1:A:104:ARG:CB	2:B:75:ILE:CG2	20	1.82	0.11	1.82
(1,37)	1:A:104:ARG:CB	2:B:75:ILE:H	20	1.82	0.11	1.82
(1,37)	1:A:104:ARG:CB	2:B:75:ILE:HA	20	1.82	0.11	1.82
(1,37)	1:A:104:ARG:CB	2:B:75:ILE:HB	20	1.82	0.11	1.82
(1,37)	1:A:104:ARG:CB	2:B:75:ILE:HD11	20	1.82	0.11	1.82
(1,37)	1:A:104:ARG:CB	2:B:75:ILE:HD12	20	1.82	0.11	1.82
(1,37)	1:A:104:ARG:CB	2:B:75:ILE:HD13	20	1.82	0.11	1.82
(1,37)	1:A:104:ARG:CB	2:B:75:ILE:HG12	20	1.82	0.11	1.82
(1,37)	1:A:104:ARG:CB	2:B:75:ILE:HG13	20	1.82	0.11	1.82
(1,37)	1:A:104:ARG:CB	2:B:75:ILE:HG21	20	1.82	0.11	1.82
(1,37)	1:A:104:ARG:CB	2:B:75:ILE:HG22	20	1.82	0.11	1.82
(1,37)	1:A:104:ARG:CB	2:B:75:ILE:HG23	20	1.82	0.11	1.82
(1,37)	1:A:104:ARG:CB	2:B:75:ILE:N	20	1.82	0.11	1.82
(1,37)	1:A:104:ARG:CB	2:B:75:ILE:O	20	1.82	0.11	1.82
(1,37)	1:A:104:ARG:CB	2:B:77:ALA:C	20	1.82	0.11	1.82
(1,37)	1:A:104:ARG:CB	2:B:77:ALA:CA	20	1.82	0.11	1.82
(1,37)	1:A:104:ARG:CB	2:B:77:ALA:CB	20	1.82	0.11	1.82
(1,37)	1:A:104:ARG:CB	2:B:77:ALA:H	20	1.82	0.11	1.82
(1,37)	1:A:104:ARG:CB	2:B:77:ALA:HA	20	1.82	0.11	1.82
(1,37)	1:A:104:ARG:CB	2:B:77:ALA:HB1	20	1.82	0.11	1.82
(1,37)	1:A:104:ARG:CB	2:B:77:ALA:HB2	20	1.82	0.11	1.82

*Continued on next page...*



*Continued from previous page...*

Key	Atom-1	Atom-2	Models <sup>1</sup>	Mean (Å)	SD <sup>1</sup> (Å)	Median (Å)
(1,37)	1:A:104:ARG:CB	2:B:77:ALA:HB3	20	1.82	0.11	1.82
(1,37)	1:A:104:ARG:CB	2:B:77:ALA:N	20	1.82	0.11	1.82
(1,37)	1:A:104:ARG:CB	2:B:77:ALA:O	20	1.82	0.11	1.82
(1,37)	1:A:104:ARG:CB	2:B:78:GLY:C	20	1.82	0.11	1.82
(1,37)	1:A:104:ARG:CB	2:B:78:GLY:CA	20	1.82	0.11	1.82
(1,37)	1:A:104:ARG:CB	2:B:78:GLY:H	20	1.82	0.11	1.82
(1,37)	1:A:104:ARG:CB	2:B:78:GLY:HA2	20	1.82	0.11	1.82
(1,37)	1:A:104:ARG:CB	2:B:78:GLY:HA3	20	1.82	0.11	1.82
(1,37)	1:A:104:ARG:CB	2:B:78:GLY:N	20	1.82	0.11	1.82
(1,37)	1:A:104:ARG:CB	2:B:78:GLY:O	20	1.82	0.11	1.82
(1,37)	1:A:104:ARG:CB	2:B:79:LYS:C	20	1.82	0.11	1.82
(1,37)	1:A:104:ARG:CB	2:B:79:LYS:CA	20	1.82	0.11	1.82
(1,37)	1:A:104:ARG:CB	2:B:79:LYS:CB	20	1.82	0.11	1.82
(1,37)	1:A:104:ARG:CB	2:B:79:LYS:CD	20	1.82	0.11	1.82
(1,37)	1:A:104:ARG:CB	2:B:79:LYS:CE	20	1.82	0.11	1.82
(1,37)	1:A:104:ARG:CB	2:B:79:LYS:CG	20	1.82	0.11	1.82
(1,37)	1:A:104:ARG:CB	2:B:79:LYS:H	20	1.82	0.11	1.82
(1,37)	1:A:104:ARG:CB	2:B:79:LYS:HA	20	1.82	0.11	1.82
(1,37)	1:A:104:ARG:CB	2:B:79:LYS:HB2	20	1.82	0.11	1.82
(1,37)	1:A:104:ARG:CB	2:B:79:LYS:HB3	20	1.82	0.11	1.82
(1,37)	1:A:104:ARG:CB	2:B:79:LYS:HD2	20	1.82	0.11	1.82
(1,37)	1:A:104:ARG:CB	2:B:79:LYS:HD3	20	1.82	0.11	1.82
(1,37)	1:A:104:ARG:CB	2:B:79:LYS:HE2	20	1.82	0.11	1.82
(1,37)	1:A:104:ARG:CB	2:B:79:LYS:HE3	20	1.82	0.11	1.82
(1,37)	1:A:104:ARG:CB	2:B:79:LYS:HG2	20	1.82	0.11	1.82
(1,37)	1:A:104:ARG:CB	2:B:79:LYS:HG3	20	1.82	0.11	1.82
(1,37)	1:A:104:ARG:CB	2:B:79:LYS:HZ1	20	1.82	0.11	1.82
(1,37)	1:A:104:ARG:CB	2:B:79:LYS:HZ2	20	1.82	0.11	1.82
(1,37)	1:A:104:ARG:CB	2:B:79:LYS:HZ3	20	1.82	0.11	1.82
(1,37)	1:A:104:ARG:CB	2:B:79:LYS:N	20	1.82	0.11	1.82
(1,37)	1:A:104:ARG:CB	2:B:79:LYS:NZ	20	1.82	0.11	1.82
(1,37)	1:A:104:ARG:CB	2:B:79:LYS:O	20	1.82	0.11	1.82
(1,37)	1:A:104:ARG:CB	2:B:80:ILE:C	20	1.82	0.11	1.82
(1,37)	1:A:104:ARG:CB	2:B:80:ILE:CA	20	1.82	0.11	1.82
(1,37)	1:A:104:ARG:CB	2:B:80:ILE:CB	20	1.82	0.11	1.82
(1,37)	1:A:104:ARG:CB	2:B:80:ILE:CD1	20	1.82	0.11	1.82
(1,37)	1:A:104:ARG:CB	2:B:80:ILE:CG1	20	1.82	0.11	1.82
(1,37)	1:A:104:ARG:CB	2:B:80:ILE:CG2	20	1.82	0.11	1.82
(1,37)	1:A:104:ARG:CB	2:B:80:ILE:H	20	1.82	0.11	1.82
(1,37)	1:A:104:ARG:CB	2:B:80:ILE:HA	20	1.82	0.11	1.82
(1,37)	1:A:104:ARG:CB	2:B:80:ILE:HB	20	1.82	0.11	1.82
(1,37)	1:A:104:ARG:CB	2:B:80:ILE:HD11	20	1.82	0.11	1.82

*Continued on next page...*

*Continued from previous page...*

Key	Atom-1	Atom-2	Models <sup>1</sup>	Mean (Å)	SD <sup>1</sup> (Å)	Median (Å)
(1,37)	1:A:104:ARG:CB	2:B:80:ILE:HD12	20	1.82	0.11	1.82
(1,37)	1:A:104:ARG:CB	2:B:80:ILE:HD13	20	1.82	0.11	1.82
(1,37)	1:A:104:ARG:CB	2:B:80:ILE:HG12	20	1.82	0.11	1.82
(1,37)	1:A:104:ARG:CB	2:B:80:ILE:HG13	20	1.82	0.11	1.82
(1,37)	1:A:104:ARG:CB	2:B:80:ILE:HG21	20	1.82	0.11	1.82
(1,37)	1:A:104:ARG:CB	2:B:80:ILE:HG22	20	1.82	0.11	1.82
(1,37)	1:A:104:ARG:CB	2:B:80:ILE:HG23	20	1.82	0.11	1.82
(1,37)	1:A:104:ARG:CB	2:B:80:ILE:N	20	1.82	0.11	1.82
(1,37)	1:A:104:ARG:CB	2:B:80:ILE:O	20	1.82	0.11	1.82
(1,37)	1:A:104:ARG:CB	2:B:84:GLN:C	20	1.82	0.11	1.82
(1,37)	1:A:104:ARG:CB	2:B:84:GLN:CA	20	1.82	0.11	1.82
(1,37)	1:A:104:ARG:CB	2:B:84:GLN:CB	20	1.82	0.11	1.82
(1,37)	1:A:104:ARG:CB	2:B:84:GLN:CD	20	1.82	0.11	1.82
(1,37)	1:A:104:ARG:CB	2:B:84:GLN:CG	20	1.82	0.11	1.82
(1,37)	1:A:104:ARG:CB	2:B:84:GLN:H	20	1.82	0.11	1.82
(1,37)	1:A:104:ARG:CB	2:B:84:GLN:HA	20	1.82	0.11	1.82
(1,37)	1:A:104:ARG:CB	2:B:84:GLN:HB2	20	1.82	0.11	1.82
(1,37)	1:A:104:ARG:CB	2:B:84:GLN:HB3	20	1.82	0.11	1.82
(1,37)	1:A:104:ARG:CB	2:B:84:GLN:HE21	20	1.82	0.11	1.82
(1,37)	1:A:104:ARG:CB	2:B:84:GLN:HE22	20	1.82	0.11	1.82
(1,37)	1:A:104:ARG:CB	2:B:84:GLN:HG2	20	1.82	0.11	1.82
(1,37)	1:A:104:ARG:CB	2:B:84:GLN:HG3	20	1.82	0.11	1.82
(1,37)	1:A:104:ARG:CB	2:B:84:GLN:N	20	1.82	0.11	1.82
(1,37)	1:A:104:ARG:CB	2:B:84:GLN:NE2	20	1.82	0.11	1.82
(1,37)	1:A:104:ARG:CB	2:B:84:GLN:O	20	1.82	0.11	1.82
(1,37)	1:A:104:ARG:CB	2:B:84:GLN:OE1	20	1.82	0.11	1.82
(1,37)	1:A:104:ARG:CB	2:B:97:THR:C	20	1.82	0.11	1.82
(1,37)	1:A:104:ARG:CB	2:B:97:THR:CA	20	1.82	0.11	1.82
(1,37)	1:A:104:ARG:CB	2:B:97:THR:CB	20	1.82	0.11	1.82
(1,37)	1:A:104:ARG:CB	2:B:97:THR:CG2	20	1.82	0.11	1.82
(1,37)	1:A:104:ARG:CB	2:B:97:THR:H	20	1.82	0.11	1.82
(1,37)	1:A:104:ARG:CB	2:B:97:THR:HA	20	1.82	0.11	1.82
(1,37)	1:A:104:ARG:CB	2:B:97:THR:HB	20	1.82	0.11	1.82
(1,37)	1:A:104:ARG:CB	2:B:97:THR:HG1	20	1.82	0.11	1.82
(1,37)	1:A:104:ARG:CB	2:B:97:THR:HG21	20	1.82	0.11	1.82
(1,37)	1:A:104:ARG:CB	2:B:97:THR:HG22	20	1.82	0.11	1.82
(1,37)	1:A:104:ARG:CB	2:B:97:THR:HG23	20	1.82	0.11	1.82
(1,37)	1:A:104:ARG:CB	2:B:97:THR:N	20	1.82	0.11	1.82
(1,37)	1:A:104:ARG:CB	2:B:97:THR:O	20	1.82	0.11	1.82
(1,37)	1:A:104:ARG:CB	2:B:97:THR:OG1	20	1.82	0.11	1.82
(1,37)	1:A:104:ARG:CB	2:B:99:HIS:C	20	1.82	0.11	1.82
(1,37)	1:A:104:ARG:CB	2:B:99:HIS:CA	20	1.82	0.11	1.82

*Continued on next page...*

*Continued from previous page...*

Key	Atom-1	Atom-2	Models <sup>1</sup>	Mean (Å)	SD <sup>1</sup> (Å)	Median (Å)
(1,37)	1:A:104:ARG:CB	2:B:99:HIS:CB	20	1.82	0.11	1.82
(1,37)	1:A:104:ARG:CB	2:B:99:HIS:CD2	20	1.82	0.11	1.82
(1,37)	1:A:104:ARG:CB	2:B:99:HIS:CE1	20	1.82	0.11	1.82
(1,37)	1:A:104:ARG:CB	2:B:99:HIS:CG	20	1.82	0.11	1.82
(1,37)	1:A:104:ARG:CB	2:B:99:HIS:H	20	1.82	0.11	1.82
(1,37)	1:A:104:ARG:CB	2:B:99:HIS:HA	20	1.82	0.11	1.82
(1,37)	1:A:104:ARG:CB	2:B:99:HIS:HB2	20	1.82	0.11	1.82
(1,37)	1:A:104:ARG:CB	2:B:99:HIS:HB3	20	1.82	0.11	1.82
(1,37)	1:A:104:ARG:CB	2:B:99:HIS:HD1	20	1.82	0.11	1.82
(1,37)	1:A:104:ARG:CB	2:B:99:HIS:HD2	20	1.82	0.11	1.82
(1,37)	1:A:104:ARG:CB	2:B:99:HIS:HE1	20	1.82	0.11	1.82
(1,37)	1:A:104:ARG:CB	2:B:99:HIS:HE2	20	1.82	0.11	1.82
(1,37)	1:A:104:ARG:CB	2:B:99:HIS:N	20	1.82	0.11	1.82
(1,37)	1:A:104:ARG:CB	2:B:99:HIS:ND1	20	1.82	0.11	1.82
(1,37)	1:A:104:ARG:CB	2:B:99:HIS:NE2	20	1.82	0.11	1.82
(1,37)	1:A:104:ARG:CB	2:B:99:HIS:O	20	1.82	0.11	1.82
(1,37)	1:A:104:ARG:CB	2:B:101:VAL:C	20	1.82	0.11	1.82
(1,37)	1:A:104:ARG:CB	2:B:101:VAL:CA	20	1.82	0.11	1.82
(1,37)	1:A:104:ARG:CB	2:B:101:VAL:CB	20	1.82	0.11	1.82
(1,37)	1:A:104:ARG:CB	2:B:101:VAL:CG1	20	1.82	0.11	1.82
(1,37)	1:A:104:ARG:CB	2:B:101:VAL:CG2	20	1.82	0.11	1.82
(1,37)	1:A:104:ARG:CB	2:B:101:VAL:H	20	1.82	0.11	1.82
(1,37)	1:A:104:ARG:CB	2:B:101:VAL:HA	20	1.82	0.11	1.82
(1,37)	1:A:104:ARG:CB	2:B:101:VAL:HB	20	1.82	0.11	1.82
(1,37)	1:A:104:ARG:CB	2:B:101:VAL:HG11	20	1.82	0.11	1.82
(1,37)	1:A:104:ARG:CB	2:B:101:VAL:HG12	20	1.82	0.11	1.82
(1,37)	1:A:104:ARG:CB	2:B:101:VAL:HG13	20	1.82	0.11	1.82
(1,37)	1:A:104:ARG:CB	2:B:101:VAL:HG21	20	1.82	0.11	1.82
(1,37)	1:A:104:ARG:CB	2:B:101:VAL:HG22	20	1.82	0.11	1.82
(1,37)	1:A:104:ARG:CB	2:B:101:VAL:HG23	20	1.82	0.11	1.82
(1,37)	1:A:104:ARG:CB	2:B:101:VAL:N	20	1.82	0.11	1.82
(1,37)	1:A:104:ARG:CB	2:B:101:VAL:O	20	1.82	0.11	1.82
(1,37)	1:A:104:ARG:CD	2:B:75:ILE:C	20	1.82	0.11	1.82
(1,37)	1:A:104:ARG:CD	2:B:75:ILE:CA	20	1.82	0.11	1.82
(1,37)	1:A:104:ARG:CD	2:B:75:ILE:CB	20	1.82	0.11	1.82
(1,37)	1:A:104:ARG:CD	2:B:75:ILE:CD1	20	1.82	0.11	1.82
(1,37)	1:A:104:ARG:CD	2:B:75:ILE:CG1	20	1.82	0.11	1.82
(1,37)	1:A:104:ARG:CD	2:B:75:ILE:CG2	20	1.82	0.11	1.82
(1,37)	1:A:104:ARG:CD	2:B:75:ILE:H	20	1.82	0.11	1.82
(1,37)	1:A:104:ARG:CD	2:B:75:ILE:HA	20	1.82	0.11	1.82
(1,37)	1:A:104:ARG:CD	2:B:75:ILE:HB	20	1.82	0.11	1.82
(1,37)	1:A:104:ARG:CD	2:B:75:ILE:HD11	20	1.82	0.11	1.82

*Continued on next page...*

Continued from previous page...

Key	Atom-1	Atom-2	Models <sup>1</sup>	Mean (Å)	SD <sup>1</sup> (Å)	Median (Å)
(1,37)	1:A:104:ARG:CD	2:B:75:ILE:HD12	20	1.82	0.11	1.82
(1,37)	1:A:104:ARG:CD	2:B:75:ILE:HD13	20	1.82	0.11	1.82
(1,37)	1:A:104:ARG:CD	2:B:75:ILE:HG12	20	1.82	0.11	1.82
(1,37)	1:A:104:ARG:CD	2:B:75:ILE:HG13	20	1.82	0.11	1.82
(1,37)	1:A:104:ARG:CD	2:B:75:ILE:HG21	20	1.82	0.11	1.82
(1,37)	1:A:104:ARG:CD	2:B:75:ILE:HG22	20	1.82	0.11	1.82
(1,37)	1:A:104:ARG:CD	2:B:75:ILE:HG23	20	1.82	0.11	1.82
(1,37)	1:A:104:ARG:CD	2:B:75:ILE:N	20	1.82	0.11	1.82
(1,37)	1:A:104:ARG:CD	2:B:75:ILE:O	20	1.82	0.11	1.82
(1,37)	1:A:104:ARG:CD	2:B:77:ALA:C	20	1.82	0.11	1.82
(1,37)	1:A:104:ARG:CD	2:B:77:ALA:CA	20	1.82	0.11	1.82
(1,37)	1:A:104:ARG:CD	2:B:77:ALA:CB	20	1.82	0.11	1.82
(1,37)	1:A:104:ARG:CD	2:B:77:ALA:H	20	1.82	0.11	1.82
(1,37)	1:A:104:ARG:CD	2:B:77:ALA:HA	20	1.82	0.11	1.82
(1,37)	1:A:104:ARG:CD	2:B:77:ALA:HB1	20	1.82	0.11	1.82
(1,37)	1:A:104:ARG:CD	2:B:77:ALA:HB2	20	1.82	0.11	1.82
(1,37)	1:A:104:ARG:CD	2:B:77:ALA:HB3	20	1.82	0.11	1.82
(1,37)	1:A:104:ARG:CD	2:B:77:ALA:N	20	1.82	0.11	1.82
(1,37)	1:A:104:ARG:CD	2:B:77:ALA:O	20	1.82	0.11	1.82
(1,37)	1:A:104:ARG:CD	2:B:78:GLY:C	20	1.82	0.11	1.82
(1,37)	1:A:104:ARG:CD	2:B:78:GLY:CA	20	1.82	0.11	1.82
(1,37)	1:A:104:ARG:CD	2:B:78:GLY:H	20	1.82	0.11	1.82
(1,37)	1:A:104:ARG:CD	2:B:78:GLY:HA2	20	1.82	0.11	1.82
(1,37)	1:A:104:ARG:CD	2:B:78:GLY:HA3	20	1.82	0.11	1.82
(1,37)	1:A:104:ARG:CD	2:B:78:GLY:N	20	1.82	0.11	1.82
(1,37)	1:A:104:ARG:CD	2:B:78:GLY:O	20	1.82	0.11	1.82
(1,37)	1:A:104:ARG:CD	2:B:79:LYS:C	20	1.82	0.11	1.82
(1,37)	1:A:104:ARG:CD	2:B:79:LYS:CA	20	1.82	0.11	1.82
(1,37)	1:A:104:ARG:CD	2:B:79:LYS:CB	20	1.82	0.11	1.82
(1,37)	1:A:104:ARG:CD	2:B:79:LYS:CD	20	1.82	0.11	1.82
(1,37)	1:A:104:ARG:CD	2:B:79:LYS:CE	20	1.82	0.11	1.82
(1,37)	1:A:104:ARG:CD	2:B:79:LYS:CG	20	1.82	0.11	1.82
(1,37)	1:A:104:ARG:CD	2:B:79:LYS:H	20	1.82	0.11	1.82
(1,37)	1:A:104:ARG:CD	2:B:79:LYS:HA	20	1.82	0.11	1.82
(1,37)	1:A:104:ARG:CD	2:B:79:LYS:HB2	20	1.82	0.11	1.82
(1,37)	1:A:104:ARG:CD	2:B:79:LYS:HB3	20	1.82	0.11	1.82
(1,37)	1:A:104:ARG:CD	2:B:79:LYS:HD2	20	1.82	0.11	1.82
(1,37)	1:A:104:ARG:CD	2:B:79:LYS:HD3	20	1.82	0.11	1.82
(1,37)	1:A:104:ARG:CD	2:B:79:LYS:HE2	20	1.82	0.11	1.82
(1,37)	1:A:104:ARG:CD	2:B:79:LYS:HE3	20	1.82	0.11	1.82
(1,37)	1:A:104:ARG:CD	2:B:79:LYS:HG2	20	1.82	0.11	1.82
(1,37)	1:A:104:ARG:CD	2:B:79:LYS:HG3	20	1.82	0.11	1.82

Continued on next page...

*Continued from previous page...*

Key	Atom-1	Atom-2	Models <sup>1</sup>	Mean (Å)	SD <sup>1</sup> (Å)	Median (Å)
(1,37)	1:A:104:ARG:CD	2:B:79:LYS:HZ1	20	1.82	0.11	1.82
(1,37)	1:A:104:ARG:CD	2:B:79:LYS:HZ2	20	1.82	0.11	1.82
(1,37)	1:A:104:ARG:CD	2:B:79:LYS:HZ3	20	1.82	0.11	1.82
(1,37)	1:A:104:ARG:CD	2:B:79:LYS:N	20	1.82	0.11	1.82
(1,37)	1:A:104:ARG:CD	2:B:79:LYS:NZ	20	1.82	0.11	1.82
(1,37)	1:A:104:ARG:CD	2:B:79:LYS:O	20	1.82	0.11	1.82
(1,37)	1:A:104:ARG:CD	2:B:80:ILE:C	20	1.82	0.11	1.82
(1,37)	1:A:104:ARG:CD	2:B:80:ILE:CA	20	1.82	0.11	1.82
(1,37)	1:A:104:ARG:CD	2:B:80:ILE:CB	20	1.82	0.11	1.82
(1,37)	1:A:104:ARG:CD	2:B:80:ILE:CD1	20	1.82	0.11	1.82
(1,37)	1:A:104:ARG:CD	2:B:80:ILE:CG1	20	1.82	0.11	1.82
(1,37)	1:A:104:ARG:CD	2:B:80:ILE:CG2	20	1.82	0.11	1.82
(1,37)	1:A:104:ARG:CD	2:B:80:ILE:H	20	1.82	0.11	1.82
(1,37)	1:A:104:ARG:CD	2:B:80:ILE:HA	20	1.82	0.11	1.82
(1,37)	1:A:104:ARG:CD	2:B:80:ILE:HB	20	1.82	0.11	1.82
(1,37)	1:A:104:ARG:CD	2:B:80:ILE:HD11	20	1.82	0.11	1.82
(1,37)	1:A:104:ARG:CD	2:B:80:ILE:HD12	20	1.82	0.11	1.82
(1,37)	1:A:104:ARG:CD	2:B:80:ILE:HD13	20	1.82	0.11	1.82
(1,37)	1:A:104:ARG:CD	2:B:80:ILE:HG12	20	1.82	0.11	1.82
(1,37)	1:A:104:ARG:CD	2:B:80:ILE:HG13	20	1.82	0.11	1.82
(1,37)	1:A:104:ARG:CD	2:B:80:ILE:HG21	20	1.82	0.11	1.82
(1,37)	1:A:104:ARG:CD	2:B:80:ILE:HG22	20	1.82	0.11	1.82
(1,37)	1:A:104:ARG:CD	2:B:80:ILE:HG23	20	1.82	0.11	1.82
(1,37)	1:A:104:ARG:CD	2:B:80:ILE:N	20	1.82	0.11	1.82
(1,37)	1:A:104:ARG:CD	2:B:80:ILE:O	20	1.82	0.11	1.82
(1,37)	1:A:104:ARG:CD	2:B:84:GLN:C	20	1.82	0.11	1.82
(1,37)	1:A:104:ARG:CD	2:B:84:GLN:CA	20	1.82	0.11	1.82
(1,37)	1:A:104:ARG:CD	2:B:84:GLN:CB	20	1.82	0.11	1.82
(1,37)	1:A:104:ARG:CD	2:B:84:GLN:CD	20	1.82	0.11	1.82
(1,37)	1:A:104:ARG:CD	2:B:84:GLN:CG	20	1.82	0.11	1.82
(1,37)	1:A:104:ARG:CD	2:B:84:GLN:H	20	1.82	0.11	1.82
(1,37)	1:A:104:ARG:CD	2:B:84:GLN:HA	20	1.82	0.11	1.82
(1,37)	1:A:104:ARG:CD	2:B:84:GLN:HB2	20	1.82	0.11	1.82
(1,37)	1:A:104:ARG:CD	2:B:84:GLN:HB3	20	1.82	0.11	1.82
(1,37)	1:A:104:ARG:CD	2:B:84:GLN:HE21	20	1.82	0.11	1.82
(1,37)	1:A:104:ARG:CD	2:B:84:GLN:HE22	20	1.82	0.11	1.82
(1,37)	1:A:104:ARG:CD	2:B:84:GLN:HG2	20	1.82	0.11	1.82
(1,37)	1:A:104:ARG:CD	2:B:84:GLN:HG3	20	1.82	0.11	1.82
(1,37)	1:A:104:ARG:CD	2:B:84:GLN:N	20	1.82	0.11	1.82
(1,37)	1:A:104:ARG:CD	2:B:84:GLN:NE2	20	1.82	0.11	1.82
(1,37)	1:A:104:ARG:CD	2:B:84:GLN:O	20	1.82	0.11	1.82
(1,37)	1:A:104:ARG:CD	2:B:84:GLN:OE1	20	1.82	0.11	1.82

*Continued on next page...*

*Continued from previous page...*

Key	Atom-1	Atom-2	Models <sup>1</sup>	Mean (Å)	SD <sup>1</sup> (Å)	Median (Å)
(1,37)	1:A:104:ARG:CD	2:B:97:THR:C	20	1.82	0.11	1.82
(1,37)	1:A:104:ARG:CD	2:B:97:THR:CA	20	1.82	0.11	1.82
(1,37)	1:A:104:ARG:CD	2:B:97:THR:CB	20	1.82	0.11	1.82
(1,37)	1:A:104:ARG:CD	2:B:97:THR:CG2	20	1.82	0.11	1.82
(1,37)	1:A:104:ARG:CD	2:B:97:THR:H	20	1.82	0.11	1.82
(1,37)	1:A:104:ARG:CD	2:B:97:THR:HA	20	1.82	0.11	1.82
(1,37)	1:A:104:ARG:CD	2:B:97:THR:HB	20	1.82	0.11	1.82
(1,37)	1:A:104:ARG:CD	2:B:97:THR:HG1	20	1.82	0.11	1.82
(1,37)	1:A:104:ARG:CD	2:B:97:THR:HG21	20	1.82	0.11	1.82
(1,37)	1:A:104:ARG:CD	2:B:97:THR:HG22	20	1.82	0.11	1.82
(1,37)	1:A:104:ARG:CD	2:B:97:THR:HG23	20	1.82	0.11	1.82
(1,37)	1:A:104:ARG:CD	2:B:97:THR:N	20	1.82	0.11	1.82
(1,37)	1:A:104:ARG:CD	2:B:97:THR:O	20	1.82	0.11	1.82
(1,37)	1:A:104:ARG:CD	2:B:97:THR:OG1	20	1.82	0.11	1.82
(1,37)	1:A:104:ARG:CD	2:B:99:HIS:C	20	1.82	0.11	1.82
(1,37)	1:A:104:ARG:CD	2:B:99:HIS:CA	20	1.82	0.11	1.82
(1,37)	1:A:104:ARG:CD	2:B:99:HIS:CB	20	1.82	0.11	1.82
(1,37)	1:A:104:ARG:CD	2:B:99:HIS:CD2	20	1.82	0.11	1.82
(1,37)	1:A:104:ARG:CD	2:B:99:HIS:CE1	20	1.82	0.11	1.82
(1,37)	1:A:104:ARG:CD	2:B:99:HIS:CG	20	1.82	0.11	1.82
(1,37)	1:A:104:ARG:CD	2:B:99:HIS:H	20	1.82	0.11	1.82
(1,37)	1:A:104:ARG:CD	2:B:99:HIS:HA	20	1.82	0.11	1.82
(1,37)	1:A:104:ARG:CD	2:B:99:HIS:HB2	20	1.82	0.11	1.82
(1,37)	1:A:104:ARG:CD	2:B:99:HIS:HB3	20	1.82	0.11	1.82
(1,37)	1:A:104:ARG:CD	2:B:99:HIS:HD1	20	1.82	0.11	1.82
(1,37)	1:A:104:ARG:CD	2:B:99:HIS:HD2	20	1.82	0.11	1.82
(1,37)	1:A:104:ARG:CD	2:B:99:HIS:HE1	20	1.82	0.11	1.82
(1,37)	1:A:104:ARG:CD	2:B:99:HIS:HE2	20	1.82	0.11	1.82
(1,37)	1:A:104:ARG:CD	2:B:99:HIS:N	20	1.82	0.11	1.82
(1,37)	1:A:104:ARG:CD	2:B:99:HIS:ND1	20	1.82	0.11	1.82
(1,37)	1:A:104:ARG:CD	2:B:99:HIS:NE2	20	1.82	0.11	1.82
(1,37)	1:A:104:ARG:CD	2:B:99:HIS:O	20	1.82	0.11	1.82
(1,37)	1:A:104:ARG:CD	2:B:101:VAL:C	20	1.82	0.11	1.82
(1,37)	1:A:104:ARG:CD	2:B:101:VAL:CA	20	1.82	0.11	1.82
(1,37)	1:A:104:ARG:CD	2:B:101:VAL:CB	20	1.82	0.11	1.82
(1,37)	1:A:104:ARG:CD	2:B:101:VAL:CG1	20	1.82	0.11	1.82
(1,37)	1:A:104:ARG:CD	2:B:101:VAL:CG2	20	1.82	0.11	1.82
(1,37)	1:A:104:ARG:CD	2:B:101:VAL:H	20	1.82	0.11	1.82
(1,37)	1:A:104:ARG:CD	2:B:101:VAL:HA	20	1.82	0.11	1.82
(1,37)	1:A:104:ARG:CD	2:B:101:VAL:HB	20	1.82	0.11	1.82
(1,37)	1:A:104:ARG:CD	2:B:101:VAL:HG11	20	1.82	0.11	1.82
(1,37)	1:A:104:ARG:CD	2:B:101:VAL:HG12	20	1.82	0.11	1.82

*Continued on next page...*

Continued from previous page...

Key	Atom-1	Atom-2	Models <sup>1</sup>	Mean (Å)	SD <sup>1</sup> (Å)	Median (Å)
(1,37)	1:A:104:ARG:CD	2:B:101:VAL:HG13	20	1.82	0.11	1.82
(1,37)	1:A:104:ARG:CD	2:B:101:VAL:HG21	20	1.82	0.11	1.82
(1,37)	1:A:104:ARG:CD	2:B:101:VAL:HG22	20	1.82	0.11	1.82
(1,37)	1:A:104:ARG:CD	2:B:101:VAL:HG23	20	1.82	0.11	1.82
(1,37)	1:A:104:ARG:CD	2:B:101:VAL:N	20	1.82	0.11	1.82
(1,37)	1:A:104:ARG:CD	2:B:101:VAL:O	20	1.82	0.11	1.82
(1,37)	1:A:104:ARG:CG	2:B:75:ILE:C	20	1.82	0.11	1.82
(1,37)	1:A:104:ARG:CG	2:B:75:ILE:CA	20	1.82	0.11	1.82
(1,37)	1:A:104:ARG:CG	2:B:75:ILE:CB	20	1.82	0.11	1.82
(1,37)	1:A:104:ARG:CG	2:B:75:ILE:CD1	20	1.82	0.11	1.82
(1,37)	1:A:104:ARG:CG	2:B:75:ILE:CG1	20	1.82	0.11	1.82
(1,37)	1:A:104:ARG:CG	2:B:75:ILE:CG2	20	1.82	0.11	1.82
(1,37)	1:A:104:ARG:CG	2:B:75:ILE:H	20	1.82	0.11	1.82
(1,37)	1:A:104:ARG:CG	2:B:75:ILE:HA	20	1.82	0.11	1.82
(1,37)	1:A:104:ARG:CG	2:B:75:ILE:HB	20	1.82	0.11	1.82
(1,37)	1:A:104:ARG:CG	2:B:75:ILE:HD11	20	1.82	0.11	1.82
(1,37)	1:A:104:ARG:CG	2:B:75:ILE:HD12	20	1.82	0.11	1.82
(1,37)	1:A:104:ARG:CG	2:B:75:ILE:HD13	20	1.82	0.11	1.82
(1,37)	1:A:104:ARG:CG	2:B:75:ILE:HG12	20	1.82	0.11	1.82
(1,37)	1:A:104:ARG:CG	2:B:75:ILE:HG13	20	1.82	0.11	1.82
(1,37)	1:A:104:ARG:CG	2:B:75:ILE:HG21	20	1.82	0.11	1.82
(1,37)	1:A:104:ARG:CG	2:B:75:ILE:HG22	20	1.82	0.11	1.82
(1,37)	1:A:104:ARG:CG	2:B:75:ILE:HG23	20	1.82	0.11	1.82
(1,37)	1:A:104:ARG:CG	2:B:75:ILE:N	20	1.82	0.11	1.82
(1,37)	1:A:104:ARG:CG	2:B:75:ILE:O	20	1.82	0.11	1.82
(1,37)	1:A:104:ARG:CG	2:B:77:ALA:C	20	1.82	0.11	1.82
(1,37)	1:A:104:ARG:CG	2:B:77:ALA:CA	20	1.82	0.11	1.82
(1,37)	1:A:104:ARG:CG	2:B:77:ALA:CB	20	1.82	0.11	1.82
(1,37)	1:A:104:ARG:CG	2:B:77:ALA:H	20	1.82	0.11	1.82
(1,37)	1:A:104:ARG:CG	2:B:77:ALA:HA	20	1.82	0.11	1.82
(1,37)	1:A:104:ARG:CG	2:B:77:ALA:HB1	20	1.82	0.11	1.82
(1,37)	1:A:104:ARG:CG	2:B:77:ALA:HB2	20	1.82	0.11	1.82
(1,37)	1:A:104:ARG:CG	2:B:77:ALA:HB3	20	1.82	0.11	1.82
(1,37)	1:A:104:ARG:CG	2:B:77:ALA:N	20	1.82	0.11	1.82
(1,37)	1:A:104:ARG:CG	2:B:77:ALA:O	20	1.82	0.11	1.82
(1,37)	1:A:104:ARG:CG	2:B:78:GLY:C	20	1.82	0.11	1.82
(1,37)	1:A:104:ARG:CG	2:B:78:GLY:CA	20	1.82	0.11	1.82
(1,37)	1:A:104:ARG:CG	2:B:78:GLY:H	20	1.82	0.11	1.82
(1,37)	1:A:104:ARG:CG	2:B:78:GLY:HA2	20	1.82	0.11	1.82
(1,37)	1:A:104:ARG:CG	2:B:78:GLY:HA3	20	1.82	0.11	1.82
(1,37)	1:A:104:ARG:CG	2:B:78:GLY:N	20	1.82	0.11	1.82
(1,37)	1:A:104:ARG:CG	2:B:78:GLY:O	20	1.82	0.11	1.82

Continued on next page...

Continued from previous page...

Key	Atom-1	Atom-2	Models <sup>1</sup>	Mean (Å)	SD <sup>1</sup> (Å)	Median (Å)
(1,37)	1:A:104:ARG:CG	2:B:79:LYS:C	20	1.82	0.11	1.82
(1,37)	1:A:104:ARG:CG	2:B:79:LYS:CA	20	1.82	0.11	1.82
(1,37)	1:A:104:ARG:CG	2:B:79:LYS:CB	20	1.82	0.11	1.82
(1,37)	1:A:104:ARG:CG	2:B:79:LYS:CD	20	1.82	0.11	1.82
(1,37)	1:A:104:ARG:CG	2:B:79:LYS:CE	20	1.82	0.11	1.82
(1,37)	1:A:104:ARG:CG	2:B:79:LYS:CG	20	1.82	0.11	1.82
(1,37)	1:A:104:ARG:CG	2:B:79:LYS:H	20	1.82	0.11	1.82
(1,37)	1:A:104:ARG:CG	2:B:79:LYS:HA	20	1.82	0.11	1.82
(1,37)	1:A:104:ARG:CG	2:B:79:LYS:HB2	20	1.82	0.11	1.82
(1,37)	1:A:104:ARG:CG	2:B:79:LYS:HB3	20	1.82	0.11	1.82
(1,37)	1:A:104:ARG:CG	2:B:79:LYS:HD2	20	1.82	0.11	1.82
(1,37)	1:A:104:ARG:CG	2:B:79:LYS:HD3	20	1.82	0.11	1.82
(1,37)	1:A:104:ARG:CG	2:B:79:LYS:HE2	20	1.82	0.11	1.82
(1,37)	1:A:104:ARG:CG	2:B:79:LYS:HE3	20	1.82	0.11	1.82
(1,37)	1:A:104:ARG:CG	2:B:79:LYS:HG2	20	1.82	0.11	1.82
(1,37)	1:A:104:ARG:CG	2:B:79:LYS:HG3	20	1.82	0.11	1.82
(1,37)	1:A:104:ARG:CG	2:B:79:LYS:HZ1	20	1.82	0.11	1.82
(1,37)	1:A:104:ARG:CG	2:B:79:LYS:HZ2	20	1.82	0.11	1.82
(1,37)	1:A:104:ARG:CG	2:B:79:LYS:HZ3	20	1.82	0.11	1.82
(1,37)	1:A:104:ARG:CG	2:B:79:LYS:N	20	1.82	0.11	1.82
(1,37)	1:A:104:ARG:CG	2:B:79:LYS:NZ	20	1.82	0.11	1.82
(1,37)	1:A:104:ARG:CG	2:B:79:LYS:O	20	1.82	0.11	1.82
(1,37)	1:A:104:ARG:CG	2:B:80:ILE:C	20	1.82	0.11	1.82
(1,37)	1:A:104:ARG:CG	2:B:80:ILE:CA	20	1.82	0.11	1.82
(1,37)	1:A:104:ARG:CG	2:B:80:ILE:CB	20	1.82	0.11	1.82
(1,37)	1:A:104:ARG:CG	2:B:80:ILE:CD1	20	1.82	0.11	1.82
(1,37)	1:A:104:ARG:CG	2:B:80:ILE:CG1	20	1.82	0.11	1.82
(1,37)	1:A:104:ARG:CG	2:B:80:ILE:CG2	20	1.82	0.11	1.82
(1,37)	1:A:104:ARG:CG	2:B:80:ILE:H	20	1.82	0.11	1.82
(1,37)	1:A:104:ARG:CG	2:B:80:ILE:HA	20	1.82	0.11	1.82
(1,37)	1:A:104:ARG:CG	2:B:80:ILE:HB	20	1.82	0.11	1.82
(1,37)	1:A:104:ARG:CG	2:B:80:ILE:HD11	20	1.82	0.11	1.82
(1,37)	1:A:104:ARG:CG	2:B:80:ILE:HD12	20	1.82	0.11	1.82
(1,37)	1:A:104:ARG:CG	2:B:80:ILE:HD13	20	1.82	0.11	1.82
(1,37)	1:A:104:ARG:CG	2:B:80:ILE:HG12	20	1.82	0.11	1.82
(1,37)	1:A:104:ARG:CG	2:B:80:ILE:HG13	20	1.82	0.11	1.82
(1,37)	1:A:104:ARG:CG	2:B:80:ILE:HG21	20	1.82	0.11	1.82
(1,37)	1:A:104:ARG:CG	2:B:80:ILE:HG22	20	1.82	0.11	1.82
(1,37)	1:A:104:ARG:CG	2:B:80:ILE:HG23	20	1.82	0.11	1.82
(1,37)	1:A:104:ARG:CG	2:B:80:ILE:N	20	1.82	0.11	1.82
(1,37)	1:A:104:ARG:CG	2:B:80:ILE:O	20	1.82	0.11	1.82
(1,37)	1:A:104:ARG:CG	2:B:84:GLN:C	20	1.82	0.11	1.82

Continued on next page...



Continued from previous page...

Key	Atom-1	Atom-2	Models <sup>1</sup>	Mean (Å)	SD <sup>1</sup> (Å)	Median (Å)
(1,37)	1:A:104:ARG:CG	2:B:84:GLN:CA	20	1.82	0.11	1.82
(1,37)	1:A:104:ARG:CG	2:B:84:GLN:CB	20	1.82	0.11	1.82
(1,37)	1:A:104:ARG:CG	2:B:84:GLN:CD	20	1.82	0.11	1.82
(1,37)	1:A:104:ARG:CG	2:B:84:GLN:CG	20	1.82	0.11	1.82
(1,37)	1:A:104:ARG:CG	2:B:84:GLN:H	20	1.82	0.11	1.82
(1,37)	1:A:104:ARG:CG	2:B:84:GLN:HA	20	1.82	0.11	1.82
(1,37)	1:A:104:ARG:CG	2:B:84:GLN:HB2	20	1.82	0.11	1.82
(1,37)	1:A:104:ARG:CG	2:B:84:GLN:HB3	20	1.82	0.11	1.82
(1,37)	1:A:104:ARG:CG	2:B:84:GLN:HE21	20	1.82	0.11	1.82
(1,37)	1:A:104:ARG:CG	2:B:84:GLN:HE22	20	1.82	0.11	1.82
(1,37)	1:A:104:ARG:CG	2:B:84:GLN:HG2	20	1.82	0.11	1.82
(1,37)	1:A:104:ARG:CG	2:B:84:GLN:HG3	20	1.82	0.11	1.82
(1,37)	1:A:104:ARG:CG	2:B:84:GLN:N	20	1.82	0.11	1.82
(1,37)	1:A:104:ARG:CG	2:B:84:GLN:NE2	20	1.82	0.11	1.82
(1,37)	1:A:104:ARG:CG	2:B:84:GLN:O	20	1.82	0.11	1.82
(1,37)	1:A:104:ARG:CG	2:B:84:GLN:OE1	20	1.82	0.11	1.82
(1,37)	1:A:104:ARG:CG	2:B:97:THR:C	20	1.82	0.11	1.82
(1,37)	1:A:104:ARG:CG	2:B:97:THR:CA	20	1.82	0.11	1.82
(1,37)	1:A:104:ARG:CG	2:B:97:THR:CB	20	1.82	0.11	1.82
(1,37)	1:A:104:ARG:CG	2:B:97:THR:CG2	20	1.82	0.11	1.82
(1,37)	1:A:104:ARG:CG	2:B:97:THR:H	20	1.82	0.11	1.82
(1,37)	1:A:104:ARG:CG	2:B:97:THR:HA	20	1.82	0.11	1.82
(1,37)	1:A:104:ARG:CG	2:B:97:THR:HB	20	1.82	0.11	1.82
(1,37)	1:A:104:ARG:CG	2:B:97:THR:HG1	20	1.82	0.11	1.82
(1,37)	1:A:104:ARG:CG	2:B:97:THR:HG21	20	1.82	0.11	1.82
(1,37)	1:A:104:ARG:CG	2:B:97:THR:HG22	20	1.82	0.11	1.82
(1,37)	1:A:104:ARG:CG	2:B:97:THR:HG23	20	1.82	0.11	1.82
(1,37)	1:A:104:ARG:CG	2:B:97:THR:N	20	1.82	0.11	1.82
(1,37)	1:A:104:ARG:CG	2:B:97:THR:O	20	1.82	0.11	1.82
(1,37)	1:A:104:ARG:CG	2:B:97:THR:OG1	20	1.82	0.11	1.82
(1,37)	1:A:104:ARG:CG	2:B:99:HIS:C	20	1.82	0.11	1.82
(1,37)	1:A:104:ARG:CG	2:B:99:HIS:CA	20	1.82	0.11	1.82
(1,37)	1:A:104:ARG:CG	2:B:99:HIS:CB	20	1.82	0.11	1.82
(1,37)	1:A:104:ARG:CG	2:B:99:HIS:CD2	20	1.82	0.11	1.82
(1,37)	1:A:104:ARG:CG	2:B:99:HIS:CE1	20	1.82	0.11	1.82
(1,37)	1:A:104:ARG:CG	2:B:99:HIS:CG	20	1.82	0.11	1.82
(1,37)	1:A:104:ARG:CG	2:B:99:HIS:H	20	1.82	0.11	1.82
(1,37)	1:A:104:ARG:CG	2:B:99:HIS:HA	20	1.82	0.11	1.82
(1,37)	1:A:104:ARG:CG	2:B:99:HIS:HB2	20	1.82	0.11	1.82
(1,37)	1:A:104:ARG:CG	2:B:99:HIS:HB3	20	1.82	0.11	1.82
(1,37)	1:A:104:ARG:CG	2:B:99:HIS:HD1	20	1.82	0.11	1.82
(1,37)	1:A:104:ARG:CG	2:B:99:HIS:HD2	20	1.82	0.11	1.82

Continued on next page...

*Continued from previous page...*

Key	Atom-1	Atom-2	Models <sup>1</sup>	Mean (Å)	SD <sup>1</sup> (Å)	Median (Å)
(1,37)	1:A:104:ARG:CG	2:B:99:HIS:HE1	20	1.82	0.11	1.82
(1,37)	1:A:104:ARG:CG	2:B:99:HIS:HE2	20	1.82	0.11	1.82
(1,37)	1:A:104:ARG:CG	2:B:99:HIS:N	20	1.82	0.11	1.82
(1,37)	1:A:104:ARG:CG	2:B:99:HIS:ND1	20	1.82	0.11	1.82
(1,37)	1:A:104:ARG:CG	2:B:99:HIS:NE2	20	1.82	0.11	1.82
(1,37)	1:A:104:ARG:CG	2:B:99:HIS:O	20	1.82	0.11	1.82
(1,37)	1:A:104:ARG:CG	2:B:101:VAL:C	20	1.82	0.11	1.82
(1,37)	1:A:104:ARG:CG	2:B:101:VAL:CA	20	1.82	0.11	1.82
(1,37)	1:A:104:ARG:CG	2:B:101:VAL:CB	20	1.82	0.11	1.82
(1,37)	1:A:104:ARG:CG	2:B:101:VAL:CG1	20	1.82	0.11	1.82
(1,37)	1:A:104:ARG:CG	2:B:101:VAL:CG2	20	1.82	0.11	1.82
(1,37)	1:A:104:ARG:CG	2:B:101:VAL:H	20	1.82	0.11	1.82
(1,37)	1:A:104:ARG:CG	2:B:101:VAL:HA	20	1.82	0.11	1.82
(1,37)	1:A:104:ARG:CG	2:B:101:VAL:HB	20	1.82	0.11	1.82
(1,37)	1:A:104:ARG:CG	2:B:101:VAL:HG11	20	1.82	0.11	1.82
(1,37)	1:A:104:ARG:CG	2:B:101:VAL:HG12	20	1.82	0.11	1.82
(1,37)	1:A:104:ARG:CG	2:B:101:VAL:HG13	20	1.82	0.11	1.82
(1,37)	1:A:104:ARG:CG	2:B:101:VAL:HG21	20	1.82	0.11	1.82
(1,37)	1:A:104:ARG:CG	2:B:101:VAL:HG22	20	1.82	0.11	1.82
(1,37)	1:A:104:ARG:CG	2:B:101:VAL:HG23	20	1.82	0.11	1.82
(1,37)	1:A:104:ARG:CG	2:B:101:VAL:N	20	1.82	0.11	1.82
(1,37)	1:A:104:ARG:CG	2:B:101:VAL:O	20	1.82	0.11	1.82
(1,37)	1:A:104:ARG:CZ	2:B:75:ILE:C	20	1.82	0.11	1.82
(1,37)	1:A:104:ARG:CZ	2:B:75:ILE:CA	20	1.82	0.11	1.82
(1,37)	1:A:104:ARG:CZ	2:B:75:ILE:CB	20	1.82	0.11	1.82
(1,37)	1:A:104:ARG:CZ	2:B:75:ILE:CD1	20	1.82	0.11	1.82
(1,37)	1:A:104:ARG:CZ	2:B:75:ILE:CG1	20	1.82	0.11	1.82
(1,37)	1:A:104:ARG:CZ	2:B:75:ILE:CG2	20	1.82	0.11	1.82
(1,37)	1:A:104:ARG:CZ	2:B:75:ILE:H	20	1.82	0.11	1.82
(1,37)	1:A:104:ARG:CZ	2:B:75:ILE:HA	20	1.82	0.11	1.82
(1,37)	1:A:104:ARG:CZ	2:B:75:ILE:HB	20	1.82	0.11	1.82
(1,37)	1:A:104:ARG:CZ	2:B:75:ILE:HD11	20	1.82	0.11	1.82
(1,37)	1:A:104:ARG:CZ	2:B:75:ILE:HD12	20	1.82	0.11	1.82
(1,37)	1:A:104:ARG:CZ	2:B:75:ILE:HD13	20	1.82	0.11	1.82
(1,37)	1:A:104:ARG:CZ	2:B:75:ILE:HG12	20	1.82	0.11	1.82
(1,37)	1:A:104:ARG:CZ	2:B:75:ILE:HG13	20	1.82	0.11	1.82
(1,37)	1:A:104:ARG:CZ	2:B:75:ILE:HG21	20	1.82	0.11	1.82
(1,37)	1:A:104:ARG:CZ	2:B:75:ILE:HG22	20	1.82	0.11	1.82
(1,37)	1:A:104:ARG:CZ	2:B:75:ILE:HG23	20	1.82	0.11	1.82
(1,37)	1:A:104:ARG:CZ	2:B:75:ILE:N	20	1.82	0.11	1.82
(1,37)	1:A:104:ARG:CZ	2:B:75:ILE:O	20	1.82	0.11	1.82
(1,37)	1:A:104:ARG:CZ	2:B:77:ALA:C	20	1.82	0.11	1.82

*Continued on next page...*

*Continued from previous page...*

Key	Atom-1	Atom-2	Models <sup>1</sup>	Mean (Å)	SD <sup>1</sup> (Å)	Median (Å)
(1,37)	1:A:104:ARG:CZ	2:B:77:ALA:CA	20	1.82	0.11	1.82
(1,37)	1:A:104:ARG:CZ	2:B:77:ALA:CB	20	1.82	0.11	1.82
(1,37)	1:A:104:ARG:CZ	2:B:77:ALA:H	20	1.82	0.11	1.82
(1,37)	1:A:104:ARG:CZ	2:B:77:ALA:HA	20	1.82	0.11	1.82
(1,37)	1:A:104:ARG:CZ	2:B:77:ALA:HB1	20	1.82	0.11	1.82
(1,37)	1:A:104:ARG:CZ	2:B:77:ALA:HB2	20	1.82	0.11	1.82
(1,37)	1:A:104:ARG:CZ	2:B:77:ALA:HB3	20	1.82	0.11	1.82
(1,37)	1:A:104:ARG:CZ	2:B:77:ALA:N	20	1.82	0.11	1.82
(1,37)	1:A:104:ARG:CZ	2:B:77:ALA:O	20	1.82	0.11	1.82
(1,37)	1:A:104:ARG:CZ	2:B:78:GLY:C	20	1.82	0.11	1.82
(1,37)	1:A:104:ARG:CZ	2:B:78:GLY:CA	20	1.82	0.11	1.82
(1,37)	1:A:104:ARG:CZ	2:B:78:GLY:H	20	1.82	0.11	1.82
(1,37)	1:A:104:ARG:CZ	2:B:78:GLY:HA2	20	1.82	0.11	1.82
(1,37)	1:A:104:ARG:CZ	2:B:78:GLY:HA3	20	1.82	0.11	1.82
(1,37)	1:A:104:ARG:CZ	2:B:78:GLY:N	20	1.82	0.11	1.82
(1,37)	1:A:104:ARG:CZ	2:B:78:GLY:O	20	1.82	0.11	1.82
(1,37)	1:A:104:ARG:CZ	2:B:79:LYS:C	20	1.82	0.11	1.82
(1,37)	1:A:104:ARG:CZ	2:B:79:LYS:CA	20	1.82	0.11	1.82
(1,37)	1:A:104:ARG:CZ	2:B:79:LYS:CB	20	1.82	0.11	1.82
(1,37)	1:A:104:ARG:CZ	2:B:79:LYS:CD	20	1.82	0.11	1.82
(1,37)	1:A:104:ARG:CZ	2:B:79:LYS:CE	20	1.82	0.11	1.82
(1,37)	1:A:104:ARG:CZ	2:B:79:LYS:CG	20	1.82	0.11	1.82
(1,37)	1:A:104:ARG:CZ	2:B:79:LYS:H	20	1.82	0.11	1.82
(1,37)	1:A:104:ARG:CZ	2:B:79:LYS:HA	20	1.82	0.11	1.82
(1,37)	1:A:104:ARG:CZ	2:B:79:LYS:HB2	20	1.82	0.11	1.82
(1,37)	1:A:104:ARG:CZ	2:B:79:LYS:HB3	20	1.82	0.11	1.82
(1,37)	1:A:104:ARG:CZ	2:B:79:LYS:HD2	20	1.82	0.11	1.82
(1,37)	1:A:104:ARG:CZ	2:B:79:LYS:HD3	20	1.82	0.11	1.82
(1,37)	1:A:104:ARG:CZ	2:B:79:LYS:HE2	20	1.82	0.11	1.82
(1,37)	1:A:104:ARG:CZ	2:B:79:LYS:HE3	20	1.82	0.11	1.82
(1,37)	1:A:104:ARG:CZ	2:B:79:LYS:HG2	20	1.82	0.11	1.82
(1,37)	1:A:104:ARG:CZ	2:B:79:LYS:HG3	20	1.82	0.11	1.82
(1,37)	1:A:104:ARG:CZ	2:B:79:LYS:HZ1	20	1.82	0.11	1.82
(1,37)	1:A:104:ARG:CZ	2:B:79:LYS:HZ2	20	1.82	0.11	1.82
(1,37)	1:A:104:ARG:CZ	2:B:79:LYS:HZ3	20	1.82	0.11	1.82
(1,37)	1:A:104:ARG:CZ	2:B:79:LYS:N	20	1.82	0.11	1.82
(1,37)	1:A:104:ARG:CZ	2:B:79:LYS:NZ	20	1.82	0.11	1.82
(1,37)	1:A:104:ARG:CZ	2:B:79:LYS:O	20	1.82	0.11	1.82
(1,37)	1:A:104:ARG:CZ	2:B:80:ILE:C	20	1.82	0.11	1.82
(1,37)	1:A:104:ARG:CZ	2:B:80:ILE:CA	20	1.82	0.11	1.82
(1,37)	1:A:104:ARG:CZ	2:B:80:ILE:CB	20	1.82	0.11	1.82
(1,37)	1:A:104:ARG:CZ	2:B:80:ILE:CD1	20	1.82	0.11	1.82

*Continued on next page...*

*Continued from previous page...*

Key	Atom-1	Atom-2	Models <sup>1</sup>	Mean (Å)	SD <sup>1</sup> (Å)	Median (Å)
(1,37)	1:A:104:ARG:CZ	2:B:80:ILE:CG1	20	1.82	0.11	1.82
(1,37)	1:A:104:ARG:CZ	2:B:80:ILE:CG2	20	1.82	0.11	1.82
(1,37)	1:A:104:ARG:CZ	2:B:80:ILE:H	20	1.82	0.11	1.82
(1,37)	1:A:104:ARG:CZ	2:B:80:ILE:HA	20	1.82	0.11	1.82
(1,37)	1:A:104:ARG:CZ	2:B:80:ILE:HB	20	1.82	0.11	1.82
(1,37)	1:A:104:ARG:CZ	2:B:80:ILE:HD11	20	1.82	0.11	1.82
(1,37)	1:A:104:ARG:CZ	2:B:80:ILE:HD12	20	1.82	0.11	1.82
(1,37)	1:A:104:ARG:CZ	2:B:80:ILE:HD13	20	1.82	0.11	1.82
(1,37)	1:A:104:ARG:CZ	2:B:80:ILE:HG12	20	1.82	0.11	1.82
(1,37)	1:A:104:ARG:CZ	2:B:80:ILE:HG13	20	1.82	0.11	1.82
(1,37)	1:A:104:ARG:CZ	2:B:80:ILE:HG21	20	1.82	0.11	1.82
(1,37)	1:A:104:ARG:CZ	2:B:80:ILE:HG22	20	1.82	0.11	1.82
(1,37)	1:A:104:ARG:CZ	2:B:80:ILE:HG23	20	1.82	0.11	1.82
(1,37)	1:A:104:ARG:CZ	2:B:80:ILE:N	20	1.82	0.11	1.82
(1,37)	1:A:104:ARG:CZ	2:B:80:ILE:O	20	1.82	0.11	1.82
(1,37)	1:A:104:ARG:CZ	2:B:84:GLN:C	20	1.82	0.11	1.82
(1,37)	1:A:104:ARG:CZ	2:B:84:GLN:CA	20	1.82	0.11	1.82
(1,37)	1:A:104:ARG:CZ	2:B:84:GLN:CB	20	1.82	0.11	1.82
(1,37)	1:A:104:ARG:CZ	2:B:84:GLN:CD	20	1.82	0.11	1.82
(1,37)	1:A:104:ARG:CZ	2:B:84:GLN:CG	20	1.82	0.11	1.82
(1,37)	1:A:104:ARG:CZ	2:B:84:GLN:H	20	1.82	0.11	1.82
(1,37)	1:A:104:ARG:CZ	2:B:84:GLN:HA	20	1.82	0.11	1.82
(1,37)	1:A:104:ARG:CZ	2:B:84:GLN:HB2	20	1.82	0.11	1.82
(1,37)	1:A:104:ARG:CZ	2:B:84:GLN:HB3	20	1.82	0.11	1.82
(1,37)	1:A:104:ARG:CZ	2:B:84:GLN:HE21	20	1.82	0.11	1.82
(1,37)	1:A:104:ARG:CZ	2:B:84:GLN:HE22	20	1.82	0.11	1.82
(1,37)	1:A:104:ARG:CZ	2:B:84:GLN:HG2	20	1.82	0.11	1.82
(1,37)	1:A:104:ARG:CZ	2:B:84:GLN:HG3	20	1.82	0.11	1.82
(1,37)	1:A:104:ARG:CZ	2:B:84:GLN:N	20	1.82	0.11	1.82
(1,37)	1:A:104:ARG:CZ	2:B:84:GLN:NE2	20	1.82	0.11	1.82
(1,37)	1:A:104:ARG:CZ	2:B:84:GLN:O	20	1.82	0.11	1.82
(1,37)	1:A:104:ARG:CZ	2:B:84:GLN:OE1	20	1.82	0.11	1.82
(1,37)	1:A:104:ARG:CZ	2:B:97:THR:C	20	1.82	0.11	1.82
(1,37)	1:A:104:ARG:CZ	2:B:97:THR:CA	20	1.82	0.11	1.82
(1,37)	1:A:104:ARG:CZ	2:B:97:THR:CB	20	1.82	0.11	1.82
(1,37)	1:A:104:ARG:CZ	2:B:97:THR:CG2	20	1.82	0.11	1.82
(1,37)	1:A:104:ARG:CZ	2:B:97:THR:H	20	1.82	0.11	1.82
(1,37)	1:A:104:ARG:CZ	2:B:97:THR:HA	20	1.82	0.11	1.82
(1,37)	1:A:104:ARG:CZ	2:B:97:THR:HB	20	1.82	0.11	1.82
(1,37)	1:A:104:ARG:CZ	2:B:97:THR:HG1	20	1.82	0.11	1.82
(1,37)	1:A:104:ARG:CZ	2:B:97:THR:HG21	20	1.82	0.11	1.82
(1,37)	1:A:104:ARG:CZ	2:B:97:THR:HG22	20	1.82	0.11	1.82

*Continued on next page...*

*Continued from previous page...*

Key	Atom-1	Atom-2	Models <sup>1</sup>	Mean (Å)	SD <sup>1</sup> (Å)	Median (Å)
(1,37)	1:A:104:ARG:CZ	2:B:97:THR:HG23	20	1.82	0.11	1.82
(1,37)	1:A:104:ARG:CZ	2:B:97:THR:N	20	1.82	0.11	1.82
(1,37)	1:A:104:ARG:CZ	2:B:97:THR:O	20	1.82	0.11	1.82
(1,37)	1:A:104:ARG:CZ	2:B:97:THR:OG1	20	1.82	0.11	1.82
(1,37)	1:A:104:ARG:CZ	2:B:99:HIS:C	20	1.82	0.11	1.82
(1,37)	1:A:104:ARG:CZ	2:B:99:HIS:CA	20	1.82	0.11	1.82
(1,37)	1:A:104:ARG:CZ	2:B:99:HIS:CB	20	1.82	0.11	1.82
(1,37)	1:A:104:ARG:CZ	2:B:99:HIS:CD2	20	1.82	0.11	1.82
(1,37)	1:A:104:ARG:CZ	2:B:99:HIS:CE1	20	1.82	0.11	1.82
(1,37)	1:A:104:ARG:CZ	2:B:99:HIS:CG	20	1.82	0.11	1.82
(1,37)	1:A:104:ARG:CZ	2:B:99:HIS:H	20	1.82	0.11	1.82
(1,37)	1:A:104:ARG:CZ	2:B:99:HIS:HA	20	1.82	0.11	1.82
(1,37)	1:A:104:ARG:CZ	2:B:99:HIS:HB2	20	1.82	0.11	1.82
(1,37)	1:A:104:ARG:CZ	2:B:99:HIS:HB3	20	1.82	0.11	1.82
(1,37)	1:A:104:ARG:CZ	2:B:99:HIS:HD1	20	1.82	0.11	1.82
(1,37)	1:A:104:ARG:CZ	2:B:99:HIS:HD2	20	1.82	0.11	1.82
(1,37)	1:A:104:ARG:CZ	2:B:99:HIS:HE1	20	1.82	0.11	1.82
(1,37)	1:A:104:ARG:CZ	2:B:99:HIS:HE2	20	1.82	0.11	1.82
(1,37)	1:A:104:ARG:CZ	2:B:99:HIS:N	20	1.82	0.11	1.82
(1,37)	1:A:104:ARG:CZ	2:B:99:HIS:ND1	20	1.82	0.11	1.82
(1,37)	1:A:104:ARG:CZ	2:B:99:HIS:NE2	20	1.82	0.11	1.82
(1,37)	1:A:104:ARG:CZ	2:B:99:HIS:O	20	1.82	0.11	1.82
(1,37)	1:A:104:ARG:CZ	2:B:101:VAL:C	20	1.82	0.11	1.82
(1,37)	1:A:104:ARG:CZ	2:B:101:VAL:CA	20	1.82	0.11	1.82
(1,37)	1:A:104:ARG:CZ	2:B:101:VAL:CB	20	1.82	0.11	1.82
(1,37)	1:A:104:ARG:CZ	2:B:101:VAL:CG1	20	1.82	0.11	1.82
(1,37)	1:A:104:ARG:CZ	2:B:101:VAL:CG2	20	1.82	0.11	1.82
(1,37)	1:A:104:ARG:CZ	2:B:101:VAL:H	20	1.82	0.11	1.82
(1,37)	1:A:104:ARG:CZ	2:B:101:VAL:HA	20	1.82	0.11	1.82
(1,37)	1:A:104:ARG:CZ	2:B:101:VAL:HB	20	1.82	0.11	1.82
(1,37)	1:A:104:ARG:CZ	2:B:101:VAL:HG11	20	1.82	0.11	1.82
(1,37)	1:A:104:ARG:CZ	2:B:101:VAL:HG12	20	1.82	0.11	1.82
(1,37)	1:A:104:ARG:CZ	2:B:101:VAL:HG13	20	1.82	0.11	1.82
(1,37)	1:A:104:ARG:CZ	2:B:101:VAL:HG21	20	1.82	0.11	1.82
(1,37)	1:A:104:ARG:CZ	2:B:101:VAL:HG22	20	1.82	0.11	1.82
(1,37)	1:A:104:ARG:CZ	2:B:101:VAL:HG23	20	1.82	0.11	1.82
(1,37)	1:A:104:ARG:CZ	2:B:101:VAL:N	20	1.82	0.11	1.82
(1,37)	1:A:104:ARG:CZ	2:B:101:VAL:O	20	1.82	0.11	1.82
(1,37)	1:A:104:ARG:H	2:B:75:ILE:C	20	1.82	0.11	1.82
(1,37)	1:A:104:ARG:H	2:B:75:ILE:CA	20	1.82	0.11	1.82
(1,37)	1:A:104:ARG:H	2:B:75:ILE:CB	20	1.82	0.11	1.82
(1,37)	1:A:104:ARG:H	2:B:75:ILE:CD1	20	1.82	0.11	1.82

*Continued on next page...*

*Continued from previous page...*

Key	Atom-1	Atom-2	Models <sup>1</sup>	Mean (Å)	SD <sup>1</sup> (Å)	Median (Å)
(1,37)	1:A:104:ARG:H	2:B:75:ILE:CG1	20	1.82	0.11	1.82
(1,37)	1:A:104:ARG:H	2:B:75:ILE:CG2	20	1.82	0.11	1.82
(1,37)	1:A:104:ARG:H	2:B:75:ILE:H	20	1.82	0.11	1.82
(1,37)	1:A:104:ARG:H	2:B:75:ILE:HA	20	1.82	0.11	1.82
(1,37)	1:A:104:ARG:H	2:B:75:ILE:HB	20	1.82	0.11	1.82
(1,37)	1:A:104:ARG:H	2:B:75:ILE:HD11	20	1.82	0.11	1.82
(1,37)	1:A:104:ARG:H	2:B:75:ILE:HD12	20	1.82	0.11	1.82
(1,37)	1:A:104:ARG:H	2:B:75:ILE:HD13	20	1.82	0.11	1.82
(1,37)	1:A:104:ARG:H	2:B:75:ILE:HG12	20	1.82	0.11	1.82
(1,37)	1:A:104:ARG:H	2:B:75:ILE:HG13	20	1.82	0.11	1.82
(1,37)	1:A:104:ARG:H	2:B:75:ILE:HG21	20	1.82	0.11	1.82
(1,37)	1:A:104:ARG:H	2:B:75:ILE:HG22	20	1.82	0.11	1.82
(1,37)	1:A:104:ARG:H	2:B:75:ILE:HG23	20	1.82	0.11	1.82
(1,37)	1:A:104:ARG:H	2:B:75:ILE:N	20	1.82	0.11	1.82
(1,37)	1:A:104:ARG:H	2:B:75:ILE:O	20	1.82	0.11	1.82
(1,37)	1:A:104:ARG:H	2:B:77:ALA:C	20	1.82	0.11	1.82
(1,37)	1:A:104:ARG:H	2:B:77:ALA:CA	20	1.82	0.11	1.82
(1,37)	1:A:104:ARG:H	2:B:77:ALA:CB	20	1.82	0.11	1.82
(1,37)	1:A:104:ARG:H	2:B:77:ALA:H	20	1.82	0.11	1.82
(1,37)	1:A:104:ARG:H	2:B:77:ALA:HA	20	1.82	0.11	1.82
(1,37)	1:A:104:ARG:H	2:B:77:ALA:HB1	20	1.82	0.11	1.82
(1,37)	1:A:104:ARG:H	2:B:77:ALA:HB2	20	1.82	0.11	1.82
(1,37)	1:A:104:ARG:H	2:B:77:ALA:HB3	20	1.82	0.11	1.82
(1,37)	1:A:104:ARG:H	2:B:77:ALA:N	20	1.82	0.11	1.82
(1,37)	1:A:104:ARG:H	2:B:77:ALA:O	20	1.82	0.11	1.82
(1,37)	1:A:104:ARG:H	2:B:78:GLY:C	20	1.82	0.11	1.82
(1,37)	1:A:104:ARG:H	2:B:78:GLY:CA	20	1.82	0.11	1.82
(1,37)	1:A:104:ARG:H	2:B:78:GLY:H	20	1.82	0.11	1.82
(1,37)	1:A:104:ARG:H	2:B:78:GLY:HA2	20	1.82	0.11	1.82
(1,37)	1:A:104:ARG:H	2:B:78:GLY:HA3	20	1.82	0.11	1.82
(1,37)	1:A:104:ARG:H	2:B:78:GLY:N	20	1.82	0.11	1.82
(1,37)	1:A:104:ARG:H	2:B:78:GLY:O	20	1.82	0.11	1.82
(1,37)	1:A:104:ARG:H	2:B:79:LYS:C	20	1.82	0.11	1.82
(1,37)	1:A:104:ARG:H	2:B:79:LYS:CA	20	1.82	0.11	1.82
(1,37)	1:A:104:ARG:H	2:B:79:LYS:CB	20	1.82	0.11	1.82
(1,37)	1:A:104:ARG:H	2:B:79:LYS:CD	20	1.82	0.11	1.82
(1,37)	1:A:104:ARG:H	2:B:79:LYS:CE	20	1.82	0.11	1.82
(1,37)	1:A:104:ARG:H	2:B:79:LYS:CG	20	1.82	0.11	1.82
(1,37)	1:A:104:ARG:H	2:B:79:LYS:H	20	1.82	0.11	1.82
(1,37)	1:A:104:ARG:H	2:B:79:LYS:HA	20	1.82	0.11	1.82
(1,37)	1:A:104:ARG:H	2:B:79:LYS:HB2	20	1.82	0.11	1.82
(1,37)	1:A:104:ARG:H	2:B:79:LYS:HB3	20	1.82	0.11	1.82

*Continued on next page...*

Continued from previous page...

Key	Atom-1	Atom-2	Models <sup>1</sup>	Mean (Å)	SD <sup>1</sup> (Å)	Median (Å)
(1,37)	1:A:104:ARG:H	2:B:79:LYS:HD2	20	1.82	0.11	1.82
(1,37)	1:A:104:ARG:H	2:B:79:LYS:HD3	20	1.82	0.11	1.82
(1,37)	1:A:104:ARG:H	2:B:79:LYS:HE2	20	1.82	0.11	1.82
(1,37)	1:A:104:ARG:H	2:B:79:LYS:HE3	20	1.82	0.11	1.82
(1,37)	1:A:104:ARG:H	2:B:79:LYS:HG2	20	1.82	0.11	1.82
(1,37)	1:A:104:ARG:H	2:B:79:LYS:HG3	20	1.82	0.11	1.82
(1,37)	1:A:104:ARG:H	2:B:79:LYS:HZ1	20	1.82	0.11	1.82
(1,37)	1:A:104:ARG:H	2:B:79:LYS:HZ2	20	1.82	0.11	1.82
(1,37)	1:A:104:ARG:H	2:B:79:LYS:HZ3	20	1.82	0.11	1.82
(1,37)	1:A:104:ARG:H	2:B:79:LYS:N	20	1.82	0.11	1.82
(1,37)	1:A:104:ARG:H	2:B:79:LYS:NZ	20	1.82	0.11	1.82
(1,37)	1:A:104:ARG:H	2:B:79:LYS:O	20	1.82	0.11	1.82
(1,37)	1:A:104:ARG:H	2:B:80:ILE:C	20	1.82	0.11	1.82
(1,37)	1:A:104:ARG:H	2:B:80:ILE:CA	20	1.82	0.11	1.82
(1,37)	1:A:104:ARG:H	2:B:80:ILE:CB	20	1.82	0.11	1.82
(1,37)	1:A:104:ARG:H	2:B:80:ILE:CD1	20	1.82	0.11	1.82
(1,37)	1:A:104:ARG:H	2:B:80:ILE:CG1	20	1.82	0.11	1.82
(1,37)	1:A:104:ARG:H	2:B:80:ILE:CG2	20	1.82	0.11	1.82
(1,37)	1:A:104:ARG:H	2:B:80:ILE:H	20	1.82	0.11	1.82
(1,37)	1:A:104:ARG:H	2:B:80:ILE:HA	20	1.82	0.11	1.82
(1,37)	1:A:104:ARG:H	2:B:80:ILE:HB	20	1.82	0.11	1.82
(1,37)	1:A:104:ARG:H	2:B:80:ILE:HD11	20	1.82	0.11	1.82
(1,37)	1:A:104:ARG:H	2:B:80:ILE:HD12	20	1.82	0.11	1.82
(1,37)	1:A:104:ARG:H	2:B:80:ILE:HD13	20	1.82	0.11	1.82
(1,37)	1:A:104:ARG:H	2:B:80:ILE:HG12	20	1.82	0.11	1.82
(1,37)	1:A:104:ARG:H	2:B:80:ILE:HG13	20	1.82	0.11	1.82
(1,37)	1:A:104:ARG:H	2:B:80:ILE:HG21	20	1.82	0.11	1.82
(1,37)	1:A:104:ARG:H	2:B:80:ILE:HG22	20	1.82	0.11	1.82
(1,37)	1:A:104:ARG:H	2:B:80:ILE:HG23	20	1.82	0.11	1.82
(1,37)	1:A:104:ARG:H	2:B:80:ILE:N	20	1.82	0.11	1.82
(1,37)	1:A:104:ARG:H	2:B:80:ILE:O	20	1.82	0.11	1.82
(1,37)	1:A:104:ARG:H	2:B:84:GLN:C	20	1.82	0.11	1.82
(1,37)	1:A:104:ARG:H	2:B:84:GLN:CA	20	1.82	0.11	1.82
(1,37)	1:A:104:ARG:H	2:B:84:GLN:CB	20	1.82	0.11	1.82
(1,37)	1:A:104:ARG:H	2:B:84:GLN:CD	20	1.82	0.11	1.82
(1,37)	1:A:104:ARG:H	2:B:84:GLN:CG	20	1.82	0.11	1.82
(1,37)	1:A:104:ARG:H	2:B:84:GLN:H	20	1.82	0.11	1.82
(1,37)	1:A:104:ARG:H	2:B:84:GLN:HA	20	1.82	0.11	1.82
(1,37)	1:A:104:ARG:H	2:B:84:GLN:HB2	20	1.82	0.11	1.82
(1,37)	1:A:104:ARG:H	2:B:84:GLN:HB3	20	1.82	0.11	1.82
(1,37)	1:A:104:ARG:H	2:B:84:GLN:HE21	20	1.82	0.11	1.82
(1,37)	1:A:104:ARG:H	2:B:84:GLN:HE22	20	1.82	0.11	1.82

Continued on next page...

Continued from previous page...

Key	Atom-1	Atom-2	Models <sup>1</sup>	Mean (Å)	SD <sup>1</sup> (Å)	Median (Å)
(1,37)	1:A:104:ARG:H	2:B:84:GLN:HG2	20	1.82	0.11	1.82
(1,37)	1:A:104:ARG:H	2:B:84:GLN:HG3	20	1.82	0.11	1.82
(1,37)	1:A:104:ARG:H	2:B:84:GLN:N	20	1.82	0.11	1.82
(1,37)	1:A:104:ARG:H	2:B:84:GLN:NE2	20	1.82	0.11	1.82
(1,37)	1:A:104:ARG:H	2:B:84:GLN:O	20	1.82	0.11	1.82
(1,37)	1:A:104:ARG:H	2:B:84:GLN:OE1	20	1.82	0.11	1.82
(1,37)	1:A:104:ARG:H	2:B:97:THR:C	20	1.82	0.11	1.82
(1,37)	1:A:104:ARG:H	2:B:97:THR:CA	20	1.82	0.11	1.82
(1,37)	1:A:104:ARG:H	2:B:97:THR:CB	20	1.82	0.11	1.82
(1,37)	1:A:104:ARG:H	2:B:97:THR:CG2	20	1.82	0.11	1.82
(1,37)	1:A:104:ARG:H	2:B:97:THR:H	20	1.82	0.11	1.82
(1,37)	1:A:104:ARG:H	2:B:97:THR:HA	20	1.82	0.11	1.82
(1,37)	1:A:104:ARG:H	2:B:97:THR:HB	20	1.82	0.11	1.82
(1,37)	1:A:104:ARG:H	2:B:97:THR:HG1	20	1.82	0.11	1.82
(1,37)	1:A:104:ARG:H	2:B:97:THR:HG21	20	1.82	0.11	1.82
(1,37)	1:A:104:ARG:H	2:B:97:THR:HG22	20	1.82	0.11	1.82
(1,37)	1:A:104:ARG:H	2:B:97:THR:HG23	20	1.82	0.11	1.82
(1,37)	1:A:104:ARG:H	2:B:97:THR:N	20	1.82	0.11	1.82
(1,37)	1:A:104:ARG:H	2:B:97:THR:O	20	1.82	0.11	1.82
(1,37)	1:A:104:ARG:H	2:B:97:THR:OG1	20	1.82	0.11	1.82
(1,37)	1:A:104:ARG:H	2:B:99:HIS:C	20	1.82	0.11	1.82
(1,37)	1:A:104:ARG:H	2:B:99:HIS:CA	20	1.82	0.11	1.82
(1,37)	1:A:104:ARG:H	2:B:99:HIS:CB	20	1.82	0.11	1.82
(1,37)	1:A:104:ARG:H	2:B:99:HIS:CD2	20	1.82	0.11	1.82
(1,37)	1:A:104:ARG:H	2:B:99:HIS:CE1	20	1.82	0.11	1.82
(1,37)	1:A:104:ARG:H	2:B:99:HIS:CG	20	1.82	0.11	1.82
(1,37)	1:A:104:ARG:H	2:B:99:HIS:H	20	1.82	0.11	1.82
(1,37)	1:A:104:ARG:H	2:B:99:HIS:HA	20	1.82	0.11	1.82
(1,37)	1:A:104:ARG:H	2:B:99:HIS:HB2	20	1.82	0.11	1.82
(1,37)	1:A:104:ARG:H	2:B:99:HIS:HB3	20	1.82	0.11	1.82
(1,37)	1:A:104:ARG:H	2:B:99:HIS:HD1	20	1.82	0.11	1.82
(1,37)	1:A:104:ARG:H	2:B:99:HIS:HD2	20	1.82	0.11	1.82
(1,37)	1:A:104:ARG:H	2:B:99:HIS:HE1	20	1.82	0.11	1.82
(1,37)	1:A:104:ARG:H	2:B:99:HIS:HE2	20	1.82	0.11	1.82
(1,37)	1:A:104:ARG:H	2:B:99:HIS:N	20	1.82	0.11	1.82
(1,37)	1:A:104:ARG:H	2:B:99:HIS:ND1	20	1.82	0.11	1.82
(1,37)	1:A:104:ARG:H	2:B:99:HIS:NE2	20	1.82	0.11	1.82
(1,37)	1:A:104:ARG:H	2:B:99:HIS:O	20	1.82	0.11	1.82
(1,37)	1:A:104:ARG:H	2:B:101:VAL:C	20	1.82	0.11	1.82
(1,37)	1:A:104:ARG:H	2:B:101:VAL:CA	20	1.82	0.11	1.82
(1,37)	1:A:104:ARG:H	2:B:101:VAL:CB	20	1.82	0.11	1.82
(1,37)	1:A:104:ARG:H	2:B:101:VAL:CG1	20	1.82	0.11	1.82

Continued on next page...



Continued from previous page...

Key	Atom-1	Atom-2	Models <sup>1</sup>	Mean (Å)	SD <sup>1</sup> (Å)	Median (Å)
(1,37)	1:A:104:ARG:H	2:B:101:VAL:CG2	20	1.82	0.11	1.82
(1,37)	1:A:104:ARG:H	2:B:101:VAL:H	20	1.82	0.11	1.82
(1,37)	1:A:104:ARG:H	2:B:101:VAL:HA	20	1.82	0.11	1.82
(1,37)	1:A:104:ARG:H	2:B:101:VAL:HB	20	1.82	0.11	1.82
(1,37)	1:A:104:ARG:H	2:B:101:VAL:HG11	20	1.82	0.11	1.82
(1,37)	1:A:104:ARG:H	2:B:101:VAL:HG12	20	1.82	0.11	1.82
(1,37)	1:A:104:ARG:H	2:B:101:VAL:HG13	20	1.82	0.11	1.82
(1,37)	1:A:104:ARG:H	2:B:101:VAL:HG21	20	1.82	0.11	1.82
(1,37)	1:A:104:ARG:H	2:B:101:VAL:HG22	20	1.82	0.11	1.82
(1,37)	1:A:104:ARG:H	2:B:101:VAL:HG23	20	1.82	0.11	1.82
(1,37)	1:A:104:ARG:H	2:B:101:VAL:N	20	1.82	0.11	1.82
(1,37)	1:A:104:ARG:H	2:B:101:VAL:O	20	1.82	0.11	1.82
(1,37)	1:A:104:ARG:HA	2:B:75:ILE:C	20	1.82	0.11	1.82
(1,37)	1:A:104:ARG:HA	2:B:75:ILE:CA	20	1.82	0.11	1.82
(1,37)	1:A:104:ARG:HA	2:B:75:ILE:CB	20	1.82	0.11	1.82
(1,37)	1:A:104:ARG:HA	2:B:75:ILE:CD1	20	1.82	0.11	1.82
(1,37)	1:A:104:ARG:HA	2:B:75:ILE:CG1	20	1.82	0.11	1.82
(1,37)	1:A:104:ARG:HA	2:B:75:ILE:CG2	20	1.82	0.11	1.82
(1,37)	1:A:104:ARG:HA	2:B:75:ILE:H	20	1.82	0.11	1.82
(1,37)	1:A:104:ARG:HA	2:B:75:ILE:HA	20	1.82	0.11	1.82
(1,37)	1:A:104:ARG:HA	2:B:75:ILE:HB	20	1.82	0.11	1.82
(1,37)	1:A:104:ARG:HA	2:B:75:ILE:HD11	20	1.82	0.11	1.82
(1,37)	1:A:104:ARG:HA	2:B:75:ILE:HD12	20	1.82	0.11	1.82
(1,37)	1:A:104:ARG:HA	2:B:75:ILE:HD13	20	1.82	0.11	1.82
(1,37)	1:A:104:ARG:HA	2:B:75:ILE:HG12	20	1.82	0.11	1.82
(1,37)	1:A:104:ARG:HA	2:B:75:ILE:HG13	20	1.82	0.11	1.82
(1,37)	1:A:104:ARG:HA	2:B:75:ILE:HG21	20	1.82	0.11	1.82
(1,37)	1:A:104:ARG:HA	2:B:75:ILE:HG22	20	1.82	0.11	1.82
(1,37)	1:A:104:ARG:HA	2:B:75:ILE:HG23	20	1.82	0.11	1.82
(1,37)	1:A:104:ARG:HA	2:B:75:ILE:N	20	1.82	0.11	1.82
(1,37)	1:A:104:ARG:HA	2:B:75:ILE:O	20	1.82	0.11	1.82
(1,37)	1:A:104:ARG:HA	2:B:77:ALA:C	20	1.82	0.11	1.82
(1,37)	1:A:104:ARG:HA	2:B:77:ALA:CA	20	1.82	0.11	1.82
(1,37)	1:A:104:ARG:HA	2:B:77:ALA:CB	20	1.82	0.11	1.82
(1,37)	1:A:104:ARG:HA	2:B:77:ALA:H	20	1.82	0.11	1.82
(1,37)	1:A:104:ARG:HA	2:B:77:ALA:HA	20	1.82	0.11	1.82
(1,37)	1:A:104:ARG:HA	2:B:77:ALA:HB1	20	1.82	0.11	1.82
(1,37)	1:A:104:ARG:HA	2:B:77:ALA:HB2	20	1.82	0.11	1.82
(1,37)	1:A:104:ARG:HA	2:B:77:ALA:HB3	20	1.82	0.11	1.82
(1,37)	1:A:104:ARG:HA	2:B:77:ALA:N	20	1.82	0.11	1.82
(1,37)	1:A:104:ARG:HA	2:B:77:ALA:O	20	1.82	0.11	1.82
(1,37)	1:A:104:ARG:HA	2:B:78:GLY:C	20	1.82	0.11	1.82

Continued on next page...

Continued from previous page...

Key	Atom-1	Atom-2	Models <sup>1</sup>	Mean (Å)	SD <sup>1</sup> (Å)	Median (Å)
(1,37)	1:A:104:ARG:HA	2:B:78:GLY:CA	20	1.82	0.11	1.82
(1,37)	1:A:104:ARG:HA	2:B:78:GLY:H	20	1.82	0.11	1.82
(1,37)	1:A:104:ARG:HA	2:B:78:GLY:HA2	20	1.82	0.11	1.82
(1,37)	1:A:104:ARG:HA	2:B:78:GLY:HA3	20	1.82	0.11	1.82
(1,37)	1:A:104:ARG:HA	2:B:78:GLY:N	20	1.82	0.11	1.82
(1,37)	1:A:104:ARG:HA	2:B:78:GLY:O	20	1.82	0.11	1.82
(1,37)	1:A:104:ARG:HA	2:B:79:LYS:C	20	1.82	0.11	1.82
(1,37)	1:A:104:ARG:HA	2:B:79:LYS:CA	20	1.82	0.11	1.82
(1,37)	1:A:104:ARG:HA	2:B:79:LYS:CB	20	1.82	0.11	1.82
(1,37)	1:A:104:ARG:HA	2:B:79:LYS:CD	20	1.82	0.11	1.82
(1,37)	1:A:104:ARG:HA	2:B:79:LYS:CE	20	1.82	0.11	1.82
(1,37)	1:A:104:ARG:HA	2:B:79:LYS:CG	20	1.82	0.11	1.82
(1,37)	1:A:104:ARG:HA	2:B:79:LYS:H	20	1.82	0.11	1.82
(1,37)	1:A:104:ARG:HA	2:B:79:LYS:HA	20	1.82	0.11	1.82
(1,37)	1:A:104:ARG:HA	2:B:79:LYS:HB2	20	1.82	0.11	1.82
(1,37)	1:A:104:ARG:HA	2:B:79:LYS:HB3	20	1.82	0.11	1.82
(1,37)	1:A:104:ARG:HA	2:B:79:LYS:HD2	20	1.82	0.11	1.82
(1,37)	1:A:104:ARG:HA	2:B:79:LYS:HD3	20	1.82	0.11	1.82
(1,37)	1:A:104:ARG:HA	2:B:79:LYS:HE2	20	1.82	0.11	1.82
(1,37)	1:A:104:ARG:HA	2:B:79:LYS:HE3	20	1.82	0.11	1.82
(1,37)	1:A:104:ARG:HA	2:B:79:LYS:HG2	20	1.82	0.11	1.82
(1,37)	1:A:104:ARG:HA	2:B:79:LYS:HG3	20	1.82	0.11	1.82
(1,37)	1:A:104:ARG:HA	2:B:79:LYS:HZ1	20	1.82	0.11	1.82
(1,37)	1:A:104:ARG:HA	2:B:79:LYS:HZ2	20	1.82	0.11	1.82
(1,37)	1:A:104:ARG:HA	2:B:79:LYS:HZ3	20	1.82	0.11	1.82
(1,37)	1:A:104:ARG:HA	2:B:79:LYS:N	20	1.82	0.11	1.82
(1,37)	1:A:104:ARG:HA	2:B:79:LYS:NZ	20	1.82	0.11	1.82
(1,37)	1:A:104:ARG:HA	2:B:79:LYS:O	20	1.82	0.11	1.82
(1,37)	1:A:104:ARG:HA	2:B:80:ILE:C	20	1.82	0.11	1.82
(1,37)	1:A:104:ARG:HA	2:B:80:ILE:CA	20	1.82	0.11	1.82
(1,37)	1:A:104:ARG:HA	2:B:80:ILE:CB	20	1.82	0.11	1.82
(1,37)	1:A:104:ARG:HA	2:B:80:ILE:CD1	20	1.82	0.11	1.82
(1,37)	1:A:104:ARG:HA	2:B:80:ILE:CG1	20	1.82	0.11	1.82
(1,37)	1:A:104:ARG:HA	2:B:80:ILE:CG2	20	1.82	0.11	1.82
(1,37)	1:A:104:ARG:HA	2:B:80:ILE:H	20	1.82	0.11	1.82
(1,37)	1:A:104:ARG:HA	2:B:80:ILE:HA	20	1.82	0.11	1.82
(1,37)	1:A:104:ARG:HA	2:B:80:ILE:HB	20	1.82	0.11	1.82
(1,37)	1:A:104:ARG:HA	2:B:80:ILE:HD11	20	1.82	0.11	1.82
(1,37)	1:A:104:ARG:HA	2:B:80:ILE:HD12	20	1.82	0.11	1.82
(1,37)	1:A:104:ARG:HA	2:B:80:ILE:HD13	20	1.82	0.11	1.82
(1,37)	1:A:104:ARG:HA	2:B:80:ILE:HG12	20	1.82	0.11	1.82
(1,37)	1:A:104:ARG:HA	2:B:80:ILE:HG13	20	1.82	0.11	1.82

Continued on next page...

Continued from previous page...

Key	Atom-1	Atom-2	Models <sup>1</sup>	Mean (Å)	SD <sup>1</sup> (Å)	Median (Å)
(1,37)	1:A:104:ARG:HA	2:B:80:ILE:HG21	20	1.82	0.11	1.82
(1,37)	1:A:104:ARG:HA	2:B:80:ILE:HG22	20	1.82	0.11	1.82
(1,37)	1:A:104:ARG:HA	2:B:80:ILE:HG23	20	1.82	0.11	1.82
(1,37)	1:A:104:ARG:HA	2:B:80:ILE:N	20	1.82	0.11	1.82
(1,37)	1:A:104:ARG:HA	2:B:80:ILE:O	20	1.82	0.11	1.82
(1,37)	1:A:104:ARG:HA	2:B:84:GLN:C	20	1.82	0.11	1.82
(1,37)	1:A:104:ARG:HA	2:B:84:GLN:CA	20	1.82	0.11	1.82
(1,37)	1:A:104:ARG:HA	2:B:84:GLN:CB	20	1.82	0.11	1.82
(1,37)	1:A:104:ARG:HA	2:B:84:GLN:CD	20	1.82	0.11	1.82
(1,37)	1:A:104:ARG:HA	2:B:84:GLN:CG	20	1.82	0.11	1.82
(1,37)	1:A:104:ARG:HA	2:B:84:GLN:H	20	1.82	0.11	1.82
(1,37)	1:A:104:ARG:HA	2:B:84:GLN:HA	20	1.82	0.11	1.82
(1,37)	1:A:104:ARG:HA	2:B:84:GLN:HB2	20	1.82	0.11	1.82
(1,37)	1:A:104:ARG:HA	2:B:84:GLN:HB3	20	1.82	0.11	1.82
(1,37)	1:A:104:ARG:HA	2:B:84:GLN:HE21	20	1.82	0.11	1.82
(1,37)	1:A:104:ARG:HA	2:B:84:GLN:HE22	20	1.82	0.11	1.82
(1,37)	1:A:104:ARG:HA	2:B:84:GLN:HG2	20	1.82	0.11	1.82
(1,37)	1:A:104:ARG:HA	2:B:84:GLN:HG3	20	1.82	0.11	1.82
(1,37)	1:A:104:ARG:HA	2:B:84:GLN:N	20	1.82	0.11	1.82
(1,37)	1:A:104:ARG:HA	2:B:84:GLN:NE2	20	1.82	0.11	1.82
(1,37)	1:A:104:ARG:HA	2:B:84:GLN:O	20	1.82	0.11	1.82
(1,37)	1:A:104:ARG:HA	2:B:84:GLN:OE1	20	1.82	0.11	1.82
(1,37)	1:A:104:ARG:HA	2:B:97:THR:C	20	1.82	0.11	1.82
(1,37)	1:A:104:ARG:HA	2:B:97:THR:CA	20	1.82	0.11	1.82
(1,37)	1:A:104:ARG:HA	2:B:97:THR:CB	20	1.82	0.11	1.82
(1,37)	1:A:104:ARG:HA	2:B:97:THR:CG2	20	1.82	0.11	1.82
(1,37)	1:A:104:ARG:HA	2:B:97:THR:H	20	1.82	0.11	1.82
(1,37)	1:A:104:ARG:HA	2:B:97:THR:HA	20	1.82	0.11	1.82
(1,37)	1:A:104:ARG:HA	2:B:97:THR:HB	20	1.82	0.11	1.82
(1,37)	1:A:104:ARG:HA	2:B:97:THR:HG1	20	1.82	0.11	1.82
(1,37)	1:A:104:ARG:HA	2:B:97:THR:HG21	20	1.82	0.11	1.82
(1,37)	1:A:104:ARG:HA	2:B:97:THR:HG22	20	1.82	0.11	1.82
(1,37)	1:A:104:ARG:HA	2:B:97:THR:HG23	20	1.82	0.11	1.82
(1,37)	1:A:104:ARG:HA	2:B:97:THR:N	20	1.82	0.11	1.82
(1,37)	1:A:104:ARG:HA	2:B:97:THR:O	20	1.82	0.11	1.82
(1,37)	1:A:104:ARG:HA	2:B:97:THR:OG1	20	1.82	0.11	1.82
(1,37)	1:A:104:ARG:HA	2:B:99:HIS:C	20	1.82	0.11	1.82
(1,37)	1:A:104:ARG:HA	2:B:99:HIS:CA	20	1.82	0.11	1.82
(1,37)	1:A:104:ARG:HA	2:B:99:HIS:CB	20	1.82	0.11	1.82
(1,37)	1:A:104:ARG:HA	2:B:99:HIS:CD2	20	1.82	0.11	1.82
(1,37)	1:A:104:ARG:HA	2:B:99:HIS:CE1	20	1.82	0.11	1.82
(1,37)	1:A:104:ARG:HA	2:B:99:HIS:CG	20	1.82	0.11	1.82

Continued on next page...

*Continued from previous page...*

Key	Atom-1	Atom-2	Models <sup>1</sup>	Mean (Å)	SD <sup>1</sup> (Å)	Median (Å)
(1,37)	1:A:104:ARG:HA	2:B:99:HIS:H	20	1.82	0.11	1.82
(1,37)	1:A:104:ARG:HA	2:B:99:HIS:HA	20	1.82	0.11	1.82
(1,37)	1:A:104:ARG:HA	2:B:99:HIS:HB2	20	1.82	0.11	1.82
(1,37)	1:A:104:ARG:HA	2:B:99:HIS:HB3	20	1.82	0.11	1.82
(1,37)	1:A:104:ARG:HA	2:B:99:HIS:HD1	20	1.82	0.11	1.82
(1,37)	1:A:104:ARG:HA	2:B:99:HIS:HD2	20	1.82	0.11	1.82
(1,37)	1:A:104:ARG:HA	2:B:99:HIS:HE1	20	1.82	0.11	1.82
(1,37)	1:A:104:ARG:HA	2:B:99:HIS:HE2	20	1.82	0.11	1.82
(1,37)	1:A:104:ARG:HA	2:B:99:HIS:N	20	1.82	0.11	1.82
(1,37)	1:A:104:ARG:HA	2:B:99:HIS:ND1	20	1.82	0.11	1.82
(1,37)	1:A:104:ARG:HA	2:B:99:HIS:NE2	20	1.82	0.11	1.82
(1,37)	1:A:104:ARG:HA	2:B:99:HIS:O	20	1.82	0.11	1.82
(1,37)	1:A:104:ARG:HA	2:B:101:VAL:C	20	1.82	0.11	1.82
(1,37)	1:A:104:ARG:HA	2:B:101:VAL:CA	20	1.82	0.11	1.82
(1,37)	1:A:104:ARG:HA	2:B:101:VAL:CB	20	1.82	0.11	1.82
(1,37)	1:A:104:ARG:HA	2:B:101:VAL:CG1	20	1.82	0.11	1.82
(1,37)	1:A:104:ARG:HA	2:B:101:VAL:CG2	20	1.82	0.11	1.82
(1,37)	1:A:104:ARG:HA	2:B:101:VAL:H	20	1.82	0.11	1.82
(1,37)	1:A:104:ARG:HA	2:B:101:VAL:HA	20	1.82	0.11	1.82
(1,37)	1:A:104:ARG:HA	2:B:101:VAL:HB	20	1.82	0.11	1.82
(1,37)	1:A:104:ARG:HA	2:B:101:VAL:HG11	20	1.82	0.11	1.82
(1,37)	1:A:104:ARG:HA	2:B:101:VAL:HG12	20	1.82	0.11	1.82
(1,37)	1:A:104:ARG:HA	2:B:101:VAL:HG13	20	1.82	0.11	1.82
(1,37)	1:A:104:ARG:HA	2:B:101:VAL:HG21	20	1.82	0.11	1.82
(1,37)	1:A:104:ARG:HA	2:B:101:VAL:HG22	20	1.82	0.11	1.82
(1,37)	1:A:104:ARG:HA	2:B:101:VAL:HG23	20	1.82	0.11	1.82
(1,37)	1:A:104:ARG:HA	2:B:101:VAL:N	20	1.82	0.11	1.82
(1,37)	1:A:104:ARG:HA	2:B:101:VAL:O	20	1.82	0.11	1.82
(1,37)	1:A:104:ARG:HB2	2:B:75:ILE:C	20	1.82	0.11	1.82
(1,37)	1:A:104:ARG:HB2	2:B:75:ILE:CA	20	1.82	0.11	1.82
(1,37)	1:A:104:ARG:HB2	2:B:75:ILE:CB	20	1.82	0.11	1.82
(1,37)	1:A:104:ARG:HB2	2:B:75:ILE:CD1	20	1.82	0.11	1.82
(1,37)	1:A:104:ARG:HB2	2:B:75:ILE:CG1	20	1.82	0.11	1.82
(1,37)	1:A:104:ARG:HB2	2:B:75:ILE:CG2	20	1.82	0.11	1.82
(1,37)	1:A:104:ARG:HB2	2:B:75:ILE:H	20	1.82	0.11	1.82
(1,37)	1:A:104:ARG:HB2	2:B:75:ILE:HA	20	1.82	0.11	1.82
(1,37)	1:A:104:ARG:HB2	2:B:75:ILE:HB	20	1.82	0.11	1.82
(1,37)	1:A:104:ARG:HB2	2:B:75:ILE:HD11	20	1.82	0.11	1.82
(1,37)	1:A:104:ARG:HB2	2:B:75:ILE:HD12	20	1.82	0.11	1.82
(1,37)	1:A:104:ARG:HB2	2:B:75:ILE:HD13	20	1.82	0.11	1.82
(1,37)	1:A:104:ARG:HB2	2:B:75:ILE:HG12	20	1.82	0.11	1.82
(1,37)	1:A:104:ARG:HB2	2:B:75:ILE:HG13	20	1.82	0.11	1.82

*Continued on next page...*

Continued from previous page...

Key	Atom-1	Atom-2	Models <sup>1</sup>	Mean (Å)	SD <sup>1</sup> (Å)	Median (Å)
(1,37)	1:A:104:ARG:HB2	2:B:75:ILE:HG21	20	1.82	0.11	1.82
(1,37)	1:A:104:ARG:HB2	2:B:75:ILE:HG22	20	1.82	0.11	1.82
(1,37)	1:A:104:ARG:HB2	2:B:75:ILE:HG23	20	1.82	0.11	1.82
(1,37)	1:A:104:ARG:HB2	2:B:75:ILE:N	20	1.82	0.11	1.82
(1,37)	1:A:104:ARG:HB2	2:B:75:ILE:O	20	1.82	0.11	1.82
(1,37)	1:A:104:ARG:HB2	2:B:77:ALA:C	20	1.82	0.11	1.82
(1,37)	1:A:104:ARG:HB2	2:B:77:ALA:CA	20	1.82	0.11	1.82
(1,37)	1:A:104:ARG:HB2	2:B:77:ALA:CB	20	1.82	0.11	1.82
(1,37)	1:A:104:ARG:HB2	2:B:77:ALA:H	20	1.82	0.11	1.82
(1,37)	1:A:104:ARG:HB2	2:B:77:ALA:HA	20	1.82	0.11	1.82
(1,37)	1:A:104:ARG:HB2	2:B:77:ALA:HB1	20	1.82	0.11	1.82
(1,37)	1:A:104:ARG:HB2	2:B:77:ALA:HB2	20	1.82	0.11	1.82
(1,37)	1:A:104:ARG:HB2	2:B:77:ALA:HB3	20	1.82	0.11	1.82
(1,37)	1:A:104:ARG:HB2	2:B:77:ALA:N	20	1.82	0.11	1.82
(1,37)	1:A:104:ARG:HB2	2:B:77:ALA:O	20	1.82	0.11	1.82
(1,37)	1:A:104:ARG:HB2	2:B:78:GLY:C	20	1.82	0.11	1.82
(1,37)	1:A:104:ARG:HB2	2:B:78:GLY:CA	20	1.82	0.11	1.82
(1,37)	1:A:104:ARG:HB2	2:B:78:GLY:H	20	1.82	0.11	1.82
(1,37)	1:A:104:ARG:HB2	2:B:78:GLY:HA2	20	1.82	0.11	1.82
(1,37)	1:A:104:ARG:HB2	2:B:78:GLY:HA3	20	1.82	0.11	1.82
(1,37)	1:A:104:ARG:HB2	2:B:78:GLY:N	20	1.82	0.11	1.82
(1,37)	1:A:104:ARG:HB2	2:B:78:GLY:O	20	1.82	0.11	1.82
(1,37)	1:A:104:ARG:HB2	2:B:79:LYS:C	20	1.82	0.11	1.82
(1,37)	1:A:104:ARG:HB2	2:B:79:LYS:CA	20	1.82	0.11	1.82
(1,37)	1:A:104:ARG:HB2	2:B:79:LYS:CB	20	1.82	0.11	1.82
(1,37)	1:A:104:ARG:HB2	2:B:79:LYS:CD	20	1.82	0.11	1.82
(1,37)	1:A:104:ARG:HB2	2:B:79:LYS:CE	20	1.82	0.11	1.82
(1,37)	1:A:104:ARG:HB2	2:B:79:LYS:CG	20	1.82	0.11	1.82
(1,37)	1:A:104:ARG:HB2	2:B:79:LYS:H	20	1.82	0.11	1.82
(1,37)	1:A:104:ARG:HB2	2:B:79:LYS:HA	20	1.82	0.11	1.82
(1,37)	1:A:104:ARG:HB2	2:B:79:LYS:HB2	20	1.82	0.11	1.82
(1,37)	1:A:104:ARG:HB2	2:B:79:LYS:HB3	20	1.82	0.11	1.82
(1,37)	1:A:104:ARG:HB2	2:B:79:LYS:HD2	20	1.82	0.11	1.82
(1,37)	1:A:104:ARG:HB2	2:B:79:LYS:HD3	20	1.82	0.11	1.82
(1,37)	1:A:104:ARG:HB2	2:B:79:LYS:HE2	20	1.82	0.11	1.82
(1,37)	1:A:104:ARG:HB2	2:B:79:LYS:HE3	20	1.82	0.11	1.82
(1,37)	1:A:104:ARG:HB2	2:B:79:LYS:HG2	20	1.82	0.11	1.82
(1,37)	1:A:104:ARG:HB2	2:B:79:LYS:HG3	20	1.82	0.11	1.82
(1,37)	1:A:104:ARG:HB2	2:B:79:LYS:HZ1	20	1.82	0.11	1.82
(1,37)	1:A:104:ARG:HB2	2:B:79:LYS:HZ2	20	1.82	0.11	1.82
(1,37)	1:A:104:ARG:HB2	2:B:79:LYS:HZ3	20	1.82	0.11	1.82
(1,37)	1:A:104:ARG:HB2	2:B:79:LYS:N	20	1.82	0.11	1.82

Continued on next page...

*Continued from previous page...*

Key	Atom-1	Atom-2	Models <sup>1</sup>	Mean (Å)	SD <sup>1</sup> (Å)	Median (Å)
(1,37)	1:A:104:ARG:HB2	2:B:79:LYS:NZ	20	1.82	0.11	1.82
(1,37)	1:A:104:ARG:HB2	2:B:79:LYS:O	20	1.82	0.11	1.82
(1,37)	1:A:104:ARG:HB2	2:B:80:ILE:C	20	1.82	0.11	1.82
(1,37)	1:A:104:ARG:HB2	2:B:80:ILE:CA	20	1.82	0.11	1.82
(1,37)	1:A:104:ARG:HB2	2:B:80:ILE:CB	20	1.82	0.11	1.82
(1,37)	1:A:104:ARG:HB2	2:B:80:ILE:CD1	20	1.82	0.11	1.82
(1,37)	1:A:104:ARG:HB2	2:B:80:ILE:CG1	20	1.82	0.11	1.82
(1,37)	1:A:104:ARG:HB2	2:B:80:ILE:CG2	20	1.82	0.11	1.82
(1,37)	1:A:104:ARG:HB2	2:B:80:ILE:H	20	1.82	0.11	1.82
(1,37)	1:A:104:ARG:HB2	2:B:80:ILE:HA	20	1.82	0.11	1.82
(1,37)	1:A:104:ARG:HB2	2:B:80:ILE:HB	20	1.82	0.11	1.82
(1,37)	1:A:104:ARG:HB2	2:B:80:ILE:HD11	20	1.82	0.11	1.82
(1,37)	1:A:104:ARG:HB2	2:B:80:ILE:HD12	20	1.82	0.11	1.82
(1,37)	1:A:104:ARG:HB2	2:B:80:ILE:HD13	20	1.82	0.11	1.82
(1,37)	1:A:104:ARG:HB2	2:B:80:ILE:HG12	20	1.82	0.11	1.82
(1,37)	1:A:104:ARG:HB2	2:B:80:ILE:HG13	20	1.82	0.11	1.82
(1,37)	1:A:104:ARG:HB2	2:B:80:ILE:HG21	20	1.82	0.11	1.82
(1,37)	1:A:104:ARG:HB2	2:B:80:ILE:HG22	20	1.82	0.11	1.82
(1,37)	1:A:104:ARG:HB2	2:B:80:ILE:HG23	20	1.82	0.11	1.82
(1,37)	1:A:104:ARG:HB2	2:B:80:ILE:N	20	1.82	0.11	1.82
(1,37)	1:A:104:ARG:HB2	2:B:80:ILE:O	20	1.82	0.11	1.82
(1,37)	1:A:104:ARG:HB2	2:B:84:GLN:C	20	1.82	0.11	1.82
(1,37)	1:A:104:ARG:HB2	2:B:84:GLN:CA	20	1.82	0.11	1.82
(1,37)	1:A:104:ARG:HB2	2:B:84:GLN:CB	20	1.82	0.11	1.82
(1,37)	1:A:104:ARG:HB2	2:B:84:GLN:CD	20	1.82	0.11	1.82
(1,37)	1:A:104:ARG:HB2	2:B:84:GLN:CG	20	1.82	0.11	1.82
(1,37)	1:A:104:ARG:HB2	2:B:84:GLN:H	20	1.82	0.11	1.82
(1,37)	1:A:104:ARG:HB2	2:B:84:GLN:HA	20	1.82	0.11	1.82
(1,37)	1:A:104:ARG:HB2	2:B:84:GLN:HB2	20	1.82	0.11	1.82
(1,37)	1:A:104:ARG:HB2	2:B:84:GLN:HB3	20	1.82	0.11	1.82
(1,37)	1:A:104:ARG:HB2	2:B:84:GLN:HE21	20	1.82	0.11	1.82
(1,37)	1:A:104:ARG:HB2	2:B:84:GLN:HE22	20	1.82	0.11	1.82
(1,37)	1:A:104:ARG:HB2	2:B:84:GLN:HG2	20	1.82	0.11	1.82
(1,37)	1:A:104:ARG:HB2	2:B:84:GLN:HG3	20	1.82	0.11	1.82
(1,37)	1:A:104:ARG:HB2	2:B:84:GLN:N	20	1.82	0.11	1.82
(1,37)	1:A:104:ARG:HB2	2:B:84:GLN:NE2	20	1.82	0.11	1.82
(1,37)	1:A:104:ARG:HB2	2:B:84:GLN:O	20	1.82	0.11	1.82
(1,37)	1:A:104:ARG:HB2	2:B:84:GLN:OE1	20	1.82	0.11	1.82
(1,37)	1:A:104:ARG:HB2	2:B:97:THR:C	20	1.82	0.11	1.82
(1,37)	1:A:104:ARG:HB2	2:B:97:THR:CA	20	1.82	0.11	1.82
(1,37)	1:A:104:ARG:HB2	2:B:97:THR:CB	20	1.82	0.11	1.82
(1,37)	1:A:104:ARG:HB2	2:B:97:THR:CG2	20	1.82	0.11	1.82

*Continued on next page...*

Continued from previous page...

Key	Atom-1	Atom-2	Models <sup>1</sup>	Mean (Å)	SD <sup>1</sup> (Å)	Median (Å)
(1,37)	1:A:104:ARG:HB2	2:B:97:THR:H	20	1.82	0.11	1.82
(1,37)	1:A:104:ARG:HB2	2:B:97:THR:HA	20	1.82	0.11	1.82
(1,37)	1:A:104:ARG:HB2	2:B:97:THR:HB	20	1.82	0.11	1.82
(1,37)	1:A:104:ARG:HB2	2:B:97:THR:HG1	20	1.82	0.11	1.82
(1,37)	1:A:104:ARG:HB2	2:B:97:THR:HG21	20	1.82	0.11	1.82
(1,37)	1:A:104:ARG:HB2	2:B:97:THR:HG22	20	1.82	0.11	1.82
(1,37)	1:A:104:ARG:HB2	2:B:97:THR:HG23	20	1.82	0.11	1.82
(1,37)	1:A:104:ARG:HB2	2:B:97:THR:N	20	1.82	0.11	1.82
(1,37)	1:A:104:ARG:HB2	2:B:97:THR:O	20	1.82	0.11	1.82
(1,37)	1:A:104:ARG:HB2	2:B:97:THR:OG1	20	1.82	0.11	1.82
(1,37)	1:A:104:ARG:HB2	2:B:99:HIS:C	20	1.82	0.11	1.82
(1,37)	1:A:104:ARG:HB2	2:B:99:HIS:CA	20	1.82	0.11	1.82
(1,37)	1:A:104:ARG:HB2	2:B:99:HIS:CB	20	1.82	0.11	1.82
(1,37)	1:A:104:ARG:HB2	2:B:99:HIS:CD2	20	1.82	0.11	1.82
(1,37)	1:A:104:ARG:HB2	2:B:99:HIS:CE1	20	1.82	0.11	1.82
(1,37)	1:A:104:ARG:HB2	2:B:99:HIS:CG	20	1.82	0.11	1.82
(1,37)	1:A:104:ARG:HB2	2:B:99:HIS:H	20	1.82	0.11	1.82
(1,37)	1:A:104:ARG:HB2	2:B:99:HIS:HA	20	1.82	0.11	1.82
(1,37)	1:A:104:ARG:HB2	2:B:99:HIS:HB2	20	1.82	0.11	1.82
(1,37)	1:A:104:ARG:HB2	2:B:99:HIS:HB3	20	1.82	0.11	1.82
(1,37)	1:A:104:ARG:HB2	2:B:99:HIS:HD1	20	1.82	0.11	1.82
(1,37)	1:A:104:ARG:HB2	2:B:99:HIS:HD2	20	1.82	0.11	1.82
(1,37)	1:A:104:ARG:HB2	2:B:99:HIS:HE1	20	1.82	0.11	1.82
(1,37)	1:A:104:ARG:HB2	2:B:99:HIS:HE2	20	1.82	0.11	1.82
(1,37)	1:A:104:ARG:HB2	2:B:99:HIS:N	20	1.82	0.11	1.82
(1,37)	1:A:104:ARG:HB2	2:B:99:HIS:ND1	20	1.82	0.11	1.82
(1,37)	1:A:104:ARG:HB2	2:B:99:HIS:NE2	20	1.82	0.11	1.82
(1,37)	1:A:104:ARG:HB2	2:B:99:HIS:O	20	1.82	0.11	1.82
(1,37)	1:A:104:ARG:HB2	2:B:101:VAL:C	20	1.82	0.11	1.82
(1,37)	1:A:104:ARG:HB2	2:B:101:VAL:CA	20	1.82	0.11	1.82
(1,37)	1:A:104:ARG:HB2	2:B:101:VAL:CB	20	1.82	0.11	1.82
(1,37)	1:A:104:ARG:HB2	2:B:101:VAL:CG1	20	1.82	0.11	1.82
(1,37)	1:A:104:ARG:HB2	2:B:101:VAL:CG2	20	1.82	0.11	1.82
(1,37)	1:A:104:ARG:HB2	2:B:101:VAL:H	20	1.82	0.11	1.82
(1,37)	1:A:104:ARG:HB2	2:B:101:VAL:HA	20	1.82	0.11	1.82
(1,37)	1:A:104:ARG:HB2	2:B:101:VAL:HB	20	1.82	0.11	1.82
(1,37)	1:A:104:ARG:HB2	2:B:101:VAL:HG11	20	1.82	0.11	1.82
(1,37)	1:A:104:ARG:HB2	2:B:101:VAL:HG12	20	1.82	0.11	1.82
(1,37)	1:A:104:ARG:HB2	2:B:101:VAL:HG13	20	1.82	0.11	1.82
(1,37)	1:A:104:ARG:HB2	2:B:101:VAL:HG21	20	1.82	0.11	1.82
(1,37)	1:A:104:ARG:HB2	2:B:101:VAL:HG22	20	1.82	0.11	1.82
(1,37)	1:A:104:ARG:HB2	2:B:101:VAL:HG23	20	1.82	0.11	1.82

Continued on next page...

*Continued from previous page...*

Key	Atom-1	Atom-2	Models <sup>1</sup>	Mean (Å)	SD <sup>1</sup> (Å)	Median (Å)
(1,37)	1:A:104:ARG:HB2	2:B:101:VAL:N	20	1.82	0.11	1.82
(1,37)	1:A:104:ARG:HB2	2:B:101:VAL:O	20	1.82	0.11	1.82
(1,37)	1:A:104:ARG:HB3	2:B:75:ILE:C	20	1.82	0.11	1.82
(1,37)	1:A:104:ARG:HB3	2:B:75:ILE:CA	20	1.82	0.11	1.82
(1,37)	1:A:104:ARG:HB3	2:B:75:ILE:CB	20	1.82	0.11	1.82
(1,37)	1:A:104:ARG:HB3	2:B:75:ILE:CD1	20	1.82	0.11	1.82
(1,37)	1:A:104:ARG:HB3	2:B:75:ILE:CG1	20	1.82	0.11	1.82
(1,37)	1:A:104:ARG:HB3	2:B:75:ILE:CG2	20	1.82	0.11	1.82
(1,37)	1:A:104:ARG:HB3	2:B:75:ILE:H	20	1.82	0.11	1.82
(1,37)	1:A:104:ARG:HB3	2:B:75:ILE:HA	20	1.82	0.11	1.82
(1,37)	1:A:104:ARG:HB3	2:B:75:ILE:HB	20	1.82	0.11	1.82
(1,37)	1:A:104:ARG:HB3	2:B:75:ILE:HD11	20	1.82	0.11	1.82
(1,37)	1:A:104:ARG:HB3	2:B:75:ILE:HD12	20	1.82	0.11	1.82
(1,37)	1:A:104:ARG:HB3	2:B:75:ILE:HD13	20	1.82	0.11	1.82
(1,37)	1:A:104:ARG:HB3	2:B:75:ILE:HG12	20	1.82	0.11	1.82
(1,37)	1:A:104:ARG:HB3	2:B:75:ILE:HG13	20	1.82	0.11	1.82
(1,37)	1:A:104:ARG:HB3	2:B:75:ILE:HG21	20	1.82	0.11	1.82
(1,37)	1:A:104:ARG:HB3	2:B:75:ILE:HG22	20	1.82	0.11	1.82
(1,37)	1:A:104:ARG:HB3	2:B:75:ILE:HG23	20	1.82	0.11	1.82
(1,37)	1:A:104:ARG:HB3	2:B:75:ILE:N	20	1.82	0.11	1.82
(1,37)	1:A:104:ARG:HB3	2:B:75:ILE:O	20	1.82	0.11	1.82
(1,37)	1:A:104:ARG:HB3	2:B:77:ALA:C	20	1.82	0.11	1.82
(1,37)	1:A:104:ARG:HB3	2:B:77:ALA:CA	20	1.82	0.11	1.82
(1,37)	1:A:104:ARG:HB3	2:B:77:ALA:CB	20	1.82	0.11	1.82
(1,37)	1:A:104:ARG:HB3	2:B:77:ALA:H	20	1.82	0.11	1.82
(1,37)	1:A:104:ARG:HB3	2:B:77:ALA:HA	20	1.82	0.11	1.82
(1,37)	1:A:104:ARG:HB3	2:B:77:ALA:HB1	20	1.82	0.11	1.82
(1,37)	1:A:104:ARG:HB3	2:B:77:ALA:HB2	20	1.82	0.11	1.82
(1,37)	1:A:104:ARG:HB3	2:B:77:ALA:HB3	20	1.82	0.11	1.82
(1,37)	1:A:104:ARG:HB3	2:B:77:ALA:N	20	1.82	0.11	1.82
(1,37)	1:A:104:ARG:HB3	2:B:77:ALA:O	20	1.82	0.11	1.82
(1,37)	1:A:104:ARG:HB3	2:B:78:GLY:C	20	1.82	0.11	1.82
(1,37)	1:A:104:ARG:HB3	2:B:78:GLY:CA	20	1.82	0.11	1.82
(1,37)	1:A:104:ARG:HB3	2:B:78:GLY:H	20	1.82	0.11	1.82
(1,37)	1:A:104:ARG:HB3	2:B:78:GLY:HA2	20	1.82	0.11	1.82
(1,37)	1:A:104:ARG:HB3	2:B:78:GLY:HA3	20	1.82	0.11	1.82
(1,37)	1:A:104:ARG:HB3	2:B:78:GLY:N	20	1.82	0.11	1.82
(1,37)	1:A:104:ARG:HB3	2:B:78:GLY:O	20	1.82	0.11	1.82
(1,37)	1:A:104:ARG:HB3	2:B:79:LYS:C	20	1.82	0.11	1.82
(1,37)	1:A:104:ARG:HB3	2:B:79:LYS:CA	20	1.82	0.11	1.82
(1,37)	1:A:104:ARG:HB3	2:B:79:LYS:CB	20	1.82	0.11	1.82
(1,37)	1:A:104:ARG:HB3	2:B:79:LYS:CD	20	1.82	0.11	1.82

*Continued on next page...*



Continued from previous page...

Key	Atom-1	Atom-2	Models <sup>1</sup>	Mean (Å)	SD <sup>1</sup> (Å)	Median (Å)
(1,37)	1:A:104:ARG:HB3	2:B:79:LYS:CE	20	1.82	0.11	1.82
(1,37)	1:A:104:ARG:HB3	2:B:79:LYS:CG	20	1.82	0.11	1.82
(1,37)	1:A:104:ARG:HB3	2:B:79:LYS:H	20	1.82	0.11	1.82
(1,37)	1:A:104:ARG:HB3	2:B:79:LYS:HA	20	1.82	0.11	1.82
(1,37)	1:A:104:ARG:HB3	2:B:79:LYS:HB2	20	1.82	0.11	1.82
(1,37)	1:A:104:ARG:HB3	2:B:79:LYS:HB3	20	1.82	0.11	1.82
(1,37)	1:A:104:ARG:HB3	2:B:79:LYS:HD2	20	1.82	0.11	1.82
(1,37)	1:A:104:ARG:HB3	2:B:79:LYS:HD3	20	1.82	0.11	1.82
(1,37)	1:A:104:ARG:HB3	2:B:79:LYS:HE2	20	1.82	0.11	1.82
(1,37)	1:A:104:ARG:HB3	2:B:79:LYS:HE3	20	1.82	0.11	1.82
(1,37)	1:A:104:ARG:HB3	2:B:79:LYS:HG2	20	1.82	0.11	1.82
(1,37)	1:A:104:ARG:HB3	2:B:79:LYS:HG3	20	1.82	0.11	1.82
(1,37)	1:A:104:ARG:HB3	2:B:79:LYS:HZ1	20	1.82	0.11	1.82
(1,37)	1:A:104:ARG:HB3	2:B:79:LYS:HZ2	20	1.82	0.11	1.82
(1,37)	1:A:104:ARG:HB3	2:B:79:LYS:HZ3	20	1.82	0.11	1.82
(1,37)	1:A:104:ARG:HB3	2:B:79:LYS:N	20	1.82	0.11	1.82
(1,37)	1:A:104:ARG:HB3	2:B:79:LYS:NZ	20	1.82	0.11	1.82
(1,37)	1:A:104:ARG:HB3	2:B:79:LYS:O	20	1.82	0.11	1.82
(1,37)	1:A:104:ARG:HB3	2:B:80:ILE:C	20	1.82	0.11	1.82
(1,37)	1:A:104:ARG:HB3	2:B:80:ILE:CA	20	1.82	0.11	1.82
(1,37)	1:A:104:ARG:HB3	2:B:80:ILE:CB	20	1.82	0.11	1.82
(1,37)	1:A:104:ARG:HB3	2:B:80:ILE:CD1	20	1.82	0.11	1.82
(1,37)	1:A:104:ARG:HB3	2:B:80:ILE:CG1	20	1.82	0.11	1.82
(1,37)	1:A:104:ARG:HB3	2:B:80:ILE:CG2	20	1.82	0.11	1.82
(1,37)	1:A:104:ARG:HB3	2:B:80:ILE:H	20	1.82	0.11	1.82
(1,37)	1:A:104:ARG:HB3	2:B:80:ILE:HA	20	1.82	0.11	1.82
(1,37)	1:A:104:ARG:HB3	2:B:80:ILE:HB	20	1.82	0.11	1.82
(1,37)	1:A:104:ARG:HB3	2:B:80:ILE:HD11	20	1.82	0.11	1.82
(1,37)	1:A:104:ARG:HB3	2:B:80:ILE:HD12	20	1.82	0.11	1.82
(1,37)	1:A:104:ARG:HB3	2:B:80:ILE:HD13	20	1.82	0.11	1.82
(1,37)	1:A:104:ARG:HB3	2:B:80:ILE:HG12	20	1.82	0.11	1.82
(1,37)	1:A:104:ARG:HB3	2:B:80:ILE:HG13	20	1.82	0.11	1.82
(1,37)	1:A:104:ARG:HB3	2:B:80:ILE:HG21	20	1.82	0.11	1.82
(1,37)	1:A:104:ARG:HB3	2:B:80:ILE:HG22	20	1.82	0.11	1.82
(1,37)	1:A:104:ARG:HB3	2:B:80:ILE:HG23	20	1.82	0.11	1.82
(1,37)	1:A:104:ARG:HB3	2:B:80:ILE:N	20	1.82	0.11	1.82
(1,37)	1:A:104:ARG:HB3	2:B:80:ILE:O	20	1.82	0.11	1.82
(1,37)	1:A:104:ARG:HB3	2:B:84:GLN:C	20	1.82	0.11	1.82
(1,37)	1:A:104:ARG:HB3	2:B:84:GLN:CA	20	1.82	0.11	1.82
(1,37)	1:A:104:ARG:HB3	2:B:84:GLN:CB	20	1.82	0.11	1.82
(1,37)	1:A:104:ARG:HB3	2:B:84:GLN:CD	20	1.82	0.11	1.82
(1,37)	1:A:104:ARG:HB3	2:B:84:GLN:CG	20	1.82	0.11	1.82

Continued on next page...

*Continued from previous page...*

Key	Atom-1	Atom-2	Models <sup>1</sup>	Mean (Å)	SD <sup>1</sup> (Å)	Median (Å)
(1,37)	1:A:104:ARG:HB3	2:B:84:GLN:H	20	1.82	0.11	1.82
(1,37)	1:A:104:ARG:HB3	2:B:84:GLN:HA	20	1.82	0.11	1.82
(1,37)	1:A:104:ARG:HB3	2:B:84:GLN:HB2	20	1.82	0.11	1.82
(1,37)	1:A:104:ARG:HB3	2:B:84:GLN:HB3	20	1.82	0.11	1.82
(1,37)	1:A:104:ARG:HB3	2:B:84:GLN:HE21	20	1.82	0.11	1.82
(1,37)	1:A:104:ARG:HB3	2:B:84:GLN:HE22	20	1.82	0.11	1.82
(1,37)	1:A:104:ARG:HB3	2:B:84:GLN:HG2	20	1.82	0.11	1.82
(1,37)	1:A:104:ARG:HB3	2:B:84:GLN:HG3	20	1.82	0.11	1.82
(1,37)	1:A:104:ARG:HB3	2:B:84:GLN:N	20	1.82	0.11	1.82
(1,37)	1:A:104:ARG:HB3	2:B:84:GLN:NE2	20	1.82	0.11	1.82
(1,37)	1:A:104:ARG:HB3	2:B:84:GLN:O	20	1.82	0.11	1.82
(1,37)	1:A:104:ARG:HB3	2:B:84:GLN:OE1	20	1.82	0.11	1.82
(1,37)	1:A:104:ARG:HB3	2:B:97:THR:C	20	1.82	0.11	1.82
(1,37)	1:A:104:ARG:HB3	2:B:97:THR:CA	20	1.82	0.11	1.82
(1,37)	1:A:104:ARG:HB3	2:B:97:THR:CB	20	1.82	0.11	1.82
(1,37)	1:A:104:ARG:HB3	2:B:97:THR:CG2	20	1.82	0.11	1.82
(1,37)	1:A:104:ARG:HB3	2:B:97:THR:H	20	1.82	0.11	1.82
(1,37)	1:A:104:ARG:HB3	2:B:97:THR:HA	20	1.82	0.11	1.82
(1,37)	1:A:104:ARG:HB3	2:B:97:THR:HB	20	1.82	0.11	1.82
(1,37)	1:A:104:ARG:HB3	2:B:97:THR:HG1	20	1.82	0.11	1.82
(1,37)	1:A:104:ARG:HB3	2:B:97:THR:HG21	20	1.82	0.11	1.82
(1,37)	1:A:104:ARG:HB3	2:B:97:THR:HG22	20	1.82	0.11	1.82
(1,37)	1:A:104:ARG:HB3	2:B:97:THR:HG23	20	1.82	0.11	1.82
(1,37)	1:A:104:ARG:HB3	2:B:97:THR:N	20	1.82	0.11	1.82
(1,37)	1:A:104:ARG:HB3	2:B:97:THR:O	20	1.82	0.11	1.82
(1,37)	1:A:104:ARG:HB3	2:B:97:THR:OG1	20	1.82	0.11	1.82
(1,37)	1:A:104:ARG:HB3	2:B:99:HIS:C	20	1.82	0.11	1.82
(1,37)	1:A:104:ARG:HB3	2:B:99:HIS:CA	20	1.82	0.11	1.82
(1,37)	1:A:104:ARG:HB3	2:B:99:HIS:CB	20	1.82	0.11	1.82
(1,37)	1:A:104:ARG:HB3	2:B:99:HIS:CD2	20	1.82	0.11	1.82
(1,37)	1:A:104:ARG:HB3	2:B:99:HIS:CE1	20	1.82	0.11	1.82
(1,37)	1:A:104:ARG:HB3	2:B:99:HIS:CG	20	1.82	0.11	1.82
(1,37)	1:A:104:ARG:HB3	2:B:99:HIS:H	20	1.82	0.11	1.82
(1,37)	1:A:104:ARG:HB3	2:B:99:HIS:HA	20	1.82	0.11	1.82
(1,37)	1:A:104:ARG:HB3	2:B:99:HIS:HB2	20	1.82	0.11	1.82
(1,37)	1:A:104:ARG:HB3	2:B:99:HIS:HB3	20	1.82	0.11	1.82
(1,37)	1:A:104:ARG:HB3	2:B:99:HIS:HD1	20	1.82	0.11	1.82
(1,37)	1:A:104:ARG:HB3	2:B:99:HIS:HD2	20	1.82	0.11	1.82
(1,37)	1:A:104:ARG:HB3	2:B:99:HIS:HE1	20	1.82	0.11	1.82
(1,37)	1:A:104:ARG:HB3	2:B:99:HIS:HE2	20	1.82	0.11	1.82
(1,37)	1:A:104:ARG:HB3	2:B:99:HIS:N	20	1.82	0.11	1.82
(1,37)	1:A:104:ARG:HB3	2:B:99:HIS:ND1	20	1.82	0.11	1.82

*Continued on next page...*

*Continued from previous page...*

Key	Atom-1	Atom-2	Models <sup>1</sup>	Mean (Å)	SD <sup>1</sup> (Å)	Median (Å)
(1,37)	1:A:104:ARG:HB3	2:B:99:HIS:NE2	20	1.82	0.11	1.82
(1,37)	1:A:104:ARG:HB3	2:B:99:HIS:O	20	1.82	0.11	1.82
(1,37)	1:A:104:ARG:HB3	2:B:101:VAL:C	20	1.82	0.11	1.82
(1,37)	1:A:104:ARG:HB3	2:B:101:VAL:CA	20	1.82	0.11	1.82
(1,37)	1:A:104:ARG:HB3	2:B:101:VAL:CB	20	1.82	0.11	1.82
(1,37)	1:A:104:ARG:HB3	2:B:101:VAL:CG1	20	1.82	0.11	1.82
(1,37)	1:A:104:ARG:HB3	2:B:101:VAL:CG2	20	1.82	0.11	1.82
(1,37)	1:A:104:ARG:HB3	2:B:101:VAL:H	20	1.82	0.11	1.82
(1,37)	1:A:104:ARG:HB3	2:B:101:VAL:HA	20	1.82	0.11	1.82
(1,37)	1:A:104:ARG:HB3	2:B:101:VAL:HB	20	1.82	0.11	1.82
(1,37)	1:A:104:ARG:HB3	2:B:101:VAL:HG11	20	1.82	0.11	1.82
(1,37)	1:A:104:ARG:HB3	2:B:101:VAL:HG12	20	1.82	0.11	1.82
(1,37)	1:A:104:ARG:HB3	2:B:101:VAL:HG13	20	1.82	0.11	1.82
(1,37)	1:A:104:ARG:HB3	2:B:101:VAL:HG21	20	1.82	0.11	1.82
(1,37)	1:A:104:ARG:HB3	2:B:101:VAL:HG22	20	1.82	0.11	1.82
(1,37)	1:A:104:ARG:HB3	2:B:101:VAL:HG23	20	1.82	0.11	1.82
(1,37)	1:A:104:ARG:HB3	2:B:101:VAL:N	20	1.82	0.11	1.82
(1,37)	1:A:104:ARG:HB3	2:B:101:VAL:O	20	1.82	0.11	1.82
(1,37)	1:A:104:ARG:HD2	2:B:75:ILE:C	20	1.82	0.11	1.82
(1,37)	1:A:104:ARG:HD2	2:B:75:ILE:CA	20	1.82	0.11	1.82
(1,37)	1:A:104:ARG:HD2	2:B:75:ILE:CB	20	1.82	0.11	1.82
(1,37)	1:A:104:ARG:HD2	2:B:75:ILE:CD1	20	1.82	0.11	1.82
(1,37)	1:A:104:ARG:HD2	2:B:75:ILE:CG1	20	1.82	0.11	1.82
(1,37)	1:A:104:ARG:HD2	2:B:75:ILE:CG2	20	1.82	0.11	1.82
(1,37)	1:A:104:ARG:HD2	2:B:75:ILE:H	20	1.82	0.11	1.82
(1,37)	1:A:104:ARG:HD2	2:B:75:ILE:HA	20	1.82	0.11	1.82
(1,37)	1:A:104:ARG:HD2	2:B:75:ILE:HB	20	1.82	0.11	1.82
(1,37)	1:A:104:ARG:HD2	2:B:75:ILE:HD11	20	1.82	0.11	1.82
(1,37)	1:A:104:ARG:HD2	2:B:75:ILE:HD12	20	1.82	0.11	1.82
(1,37)	1:A:104:ARG:HD2	2:B:75:ILE:HD13	20	1.82	0.11	1.82
(1,37)	1:A:104:ARG:HD2	2:B:75:ILE:HG12	20	1.82	0.11	1.82
(1,37)	1:A:104:ARG:HD2	2:B:75:ILE:HG13	20	1.82	0.11	1.82
(1,37)	1:A:104:ARG:HD2	2:B:75:ILE:HG21	20	1.82	0.11	1.82
(1,37)	1:A:104:ARG:HD2	2:B:75:ILE:HG22	20	1.82	0.11	1.82
(1,37)	1:A:104:ARG:HD2	2:B:75:ILE:HG23	20	1.82	0.11	1.82
(1,37)	1:A:104:ARG:HD2	2:B:75:ILE:N	20	1.82	0.11	1.82
(1,37)	1:A:104:ARG:HD2	2:B:75:ILE:O	20	1.82	0.11	1.82
(1,37)	1:A:104:ARG:HD2	2:B:77:ALA:C	20	1.82	0.11	1.82
(1,37)	1:A:104:ARG:HD2	2:B:77:ALA:CA	20	1.82	0.11	1.82
(1,37)	1:A:104:ARG:HD2	2:B:77:ALA:CB	20	1.82	0.11	1.82
(1,37)	1:A:104:ARG:HD2	2:B:77:ALA:H	20	1.82	0.11	1.82
(1,37)	1:A:104:ARG:HD2	2:B:77:ALA:HA	20	1.82	0.11	1.82

*Continued on next page...*

Continued from previous page...

Key	Atom-1	Atom-2	Models <sup>1</sup>	Mean (Å)	SD <sup>1</sup> (Å)	Median (Å)
(1,37)	1:A:104:ARG:HD2	2:B:77:ALA:HB1	20	1.82	0.11	1.82
(1,37)	1:A:104:ARG:HD2	2:B:77:ALA:HB2	20	1.82	0.11	1.82
(1,37)	1:A:104:ARG:HD2	2:B:77:ALA:HB3	20	1.82	0.11	1.82
(1,37)	1:A:104:ARG:HD2	2:B:77:ALA:N	20	1.82	0.11	1.82
(1,37)	1:A:104:ARG:HD2	2:B:77:ALA:O	20	1.82	0.11	1.82
(1,37)	1:A:104:ARG:HD2	2:B:78:GLY:C	20	1.82	0.11	1.82
(1,37)	1:A:104:ARG:HD2	2:B:78:GLY:CA	20	1.82	0.11	1.82
(1,37)	1:A:104:ARG:HD2	2:B:78:GLY:H	20	1.82	0.11	1.82
(1,37)	1:A:104:ARG:HD2	2:B:78:GLY:HA2	20	1.82	0.11	1.82
(1,37)	1:A:104:ARG:HD2	2:B:78:GLY:HA3	20	1.82	0.11	1.82
(1,37)	1:A:104:ARG:HD2	2:B:78:GLY:N	20	1.82	0.11	1.82
(1,37)	1:A:104:ARG:HD2	2:B:78:GLY:O	20	1.82	0.11	1.82
(1,37)	1:A:104:ARG:HD2	2:B:79:LYS:C	20	1.82	0.11	1.82
(1,37)	1:A:104:ARG:HD2	2:B:79:LYS:CA	20	1.82	0.11	1.82
(1,37)	1:A:104:ARG:HD2	2:B:79:LYS:CB	20	1.82	0.11	1.82
(1,37)	1:A:104:ARG:HD2	2:B:79:LYS:CD	20	1.82	0.11	1.82
(1,37)	1:A:104:ARG:HD2	2:B:79:LYS:CE	20	1.82	0.11	1.82
(1,37)	1:A:104:ARG:HD2	2:B:79:LYS:CG	20	1.82	0.11	1.82
(1,37)	1:A:104:ARG:HD2	2:B:79:LYS:H	20	1.82	0.11	1.82
(1,37)	1:A:104:ARG:HD2	2:B:79:LYS:HA	20	1.82	0.11	1.82
(1,37)	1:A:104:ARG:HD2	2:B:79:LYS:HB2	20	1.82	0.11	1.82
(1,37)	1:A:104:ARG:HD2	2:B:79:LYS:HB3	20	1.82	0.11	1.82
(1,37)	1:A:104:ARG:HD2	2:B:79:LYS:HD2	20	1.82	0.11	1.82
(1,37)	1:A:104:ARG:HD2	2:B:79:LYS:HD3	20	1.82	0.11	1.82
(1,37)	1:A:104:ARG:HD2	2:B:79:LYS:HE2	20	1.82	0.11	1.82
(1,37)	1:A:104:ARG:HD2	2:B:79:LYS:HE3	20	1.82	0.11	1.82
(1,37)	1:A:104:ARG:HD2	2:B:79:LYS:HG2	20	1.82	0.11	1.82
(1,37)	1:A:104:ARG:HD2	2:B:79:LYS:HG3	20	1.82	0.11	1.82
(1,37)	1:A:104:ARG:HD2	2:B:79:LYS:HZ1	20	1.82	0.11	1.82
(1,37)	1:A:104:ARG:HD2	2:B:79:LYS:HZ2	20	1.82	0.11	1.82
(1,37)	1:A:104:ARG:HD2	2:B:79:LYS:HZ3	20	1.82	0.11	1.82
(1,37)	1:A:104:ARG:HD2	2:B:79:LYS:N	20	1.82	0.11	1.82
(1,37)	1:A:104:ARG:HD2	2:B:79:LYS:NZ	20	1.82	0.11	1.82
(1,37)	1:A:104:ARG:HD2	2:B:79:LYS:O	20	1.82	0.11	1.82
(1,37)	1:A:104:ARG:HD2	2:B:80:ILE:C	20	1.82	0.11	1.82
(1,37)	1:A:104:ARG:HD2	2:B:80:ILE:CA	20	1.82	0.11	1.82
(1,37)	1:A:104:ARG:HD2	2:B:80:ILE:CB	20	1.82	0.11	1.82
(1,37)	1:A:104:ARG:HD2	2:B:80:ILE:CD1	20	1.82	0.11	1.82
(1,37)	1:A:104:ARG:HD2	2:B:80:ILE:CG1	20	1.82	0.11	1.82
(1,37)	1:A:104:ARG:HD2	2:B:80:ILE:CG2	20	1.82	0.11	1.82
(1,37)	1:A:104:ARG:HD2	2:B:80:ILE:H	20	1.82	0.11	1.82
(1,37)	1:A:104:ARG:HD2	2:B:80:ILE:HA	20	1.82	0.11	1.82

Continued on next page...

Continued from previous page...

Key	Atom-1	Atom-2	Models <sup>1</sup>	Mean (Å)	SD <sup>1</sup> (Å)	Median (Å)
(1,37)	1:A:104:ARG:HD2	2:B:80:ILE:HB	20	1.82	0.11	1.82
(1,37)	1:A:104:ARG:HD2	2:B:80:ILE:HD11	20	1.82	0.11	1.82
(1,37)	1:A:104:ARG:HD2	2:B:80:ILE:HD12	20	1.82	0.11	1.82
(1,37)	1:A:104:ARG:HD2	2:B:80:ILE:HD13	20	1.82	0.11	1.82
(1,37)	1:A:104:ARG:HD2	2:B:80:ILE:HG12	20	1.82	0.11	1.82
(1,37)	1:A:104:ARG:HD2	2:B:80:ILE:HG13	20	1.82	0.11	1.82
(1,37)	1:A:104:ARG:HD2	2:B:80:ILE:HG21	20	1.82	0.11	1.82
(1,37)	1:A:104:ARG:HD2	2:B:80:ILE:HG22	20	1.82	0.11	1.82
(1,37)	1:A:104:ARG:HD2	2:B:80:ILE:HG23	20	1.82	0.11	1.82
(1,37)	1:A:104:ARG:HD2	2:B:80:ILE:N	20	1.82	0.11	1.82
(1,37)	1:A:104:ARG:HD2	2:B:80:ILE:O	20	1.82	0.11	1.82
(1,37)	1:A:104:ARG:HD2	2:B:84:GLN:C	20	1.82	0.11	1.82
(1,37)	1:A:104:ARG:HD2	2:B:84:GLN:CA	20	1.82	0.11	1.82
(1,37)	1:A:104:ARG:HD2	2:B:84:GLN:CB	20	1.82	0.11	1.82
(1,37)	1:A:104:ARG:HD2	2:B:84:GLN:CD	20	1.82	0.11	1.82
(1,37)	1:A:104:ARG:HD2	2:B:84:GLN:CG	20	1.82	0.11	1.82
(1,37)	1:A:104:ARG:HD2	2:B:84:GLN:H	20	1.82	0.11	1.82
(1,37)	1:A:104:ARG:HD2	2:B:84:GLN:HA	20	1.82	0.11	1.82
(1,37)	1:A:104:ARG:HD2	2:B:84:GLN:HB2	20	1.82	0.11	1.82
(1,37)	1:A:104:ARG:HD2	2:B:84:GLN:HB3	20	1.82	0.11	1.82
(1,37)	1:A:104:ARG:HD2	2:B:84:GLN:HE21	20	1.82	0.11	1.82
(1,37)	1:A:104:ARG:HD2	2:B:84:GLN:HE22	20	1.82	0.11	1.82
(1,37)	1:A:104:ARG:HD2	2:B:84:GLN:HG2	20	1.82	0.11	1.82
(1,37)	1:A:104:ARG:HD2	2:B:84:GLN:HG3	20	1.82	0.11	1.82
(1,37)	1:A:104:ARG:HD2	2:B:84:GLN:N	20	1.82	0.11	1.82
(1,37)	1:A:104:ARG:HD2	2:B:84:GLN:NE2	20	1.82	0.11	1.82
(1,37)	1:A:104:ARG:HD2	2:B:84:GLN:O	20	1.82	0.11	1.82
(1,37)	1:A:104:ARG:HD2	2:B:84:GLN:OE1	20	1.82	0.11	1.82
(1,37)	1:A:104:ARG:HD2	2:B:97:THR:C	20	1.82	0.11	1.82
(1,37)	1:A:104:ARG:HD2	2:B:97:THR:CA	20	1.82	0.11	1.82
(1,37)	1:A:104:ARG:HD2	2:B:97:THR:CB	20	1.82	0.11	1.82
(1,37)	1:A:104:ARG:HD2	2:B:97:THR:CG2	20	1.82	0.11	1.82
(1,37)	1:A:104:ARG:HD2	2:B:97:THR:H	20	1.82	0.11	1.82
(1,37)	1:A:104:ARG:HD2	2:B:97:THR:HA	20	1.82	0.11	1.82
(1,37)	1:A:104:ARG:HD2	2:B:97:THR:HB	20	1.82	0.11	1.82
(1,37)	1:A:104:ARG:HD2	2:B:97:THR:HG1	20	1.82	0.11	1.82
(1,37)	1:A:104:ARG:HD2	2:B:97:THR:HG21	20	1.82	0.11	1.82
(1,37)	1:A:104:ARG:HD2	2:B:97:THR:HG22	20	1.82	0.11	1.82
(1,37)	1:A:104:ARG:HD2	2:B:97:THR:HG23	20	1.82	0.11	1.82
(1,37)	1:A:104:ARG:HD2	2:B:97:THR:N	20	1.82	0.11	1.82
(1,37)	1:A:104:ARG:HD2	2:B:97:THR:O	20	1.82	0.11	1.82
(1,37)	1:A:104:ARG:HD2	2:B:97:THR:OG1	20	1.82	0.11	1.82

Continued on next page...

*Continued from previous page...*

Key	Atom-1	Atom-2	Models <sup>1</sup>	Mean (Å)	SD <sup>1</sup> (Å)	Median (Å)
(1,37)	1:A:104:ARG:HD2	2:B:99:HIS:C	20	1.82	0.11	1.82
(1,37)	1:A:104:ARG:HD2	2:B:99:HIS:CA	20	1.82	0.11	1.82
(1,37)	1:A:104:ARG:HD2	2:B:99:HIS:CB	20	1.82	0.11	1.82
(1,37)	1:A:104:ARG:HD2	2:B:99:HIS:CD2	20	1.82	0.11	1.82
(1,37)	1:A:104:ARG:HD2	2:B:99:HIS:CE1	20	1.82	0.11	1.82
(1,37)	1:A:104:ARG:HD2	2:B:99:HIS:CG	20	1.82	0.11	1.82
(1,37)	1:A:104:ARG:HD2	2:B:99:HIS:H	20	1.82	0.11	1.82
(1,37)	1:A:104:ARG:HD2	2:B:99:HIS:HA	20	1.82	0.11	1.82
(1,37)	1:A:104:ARG:HD2	2:B:99:HIS:HB2	20	1.82	0.11	1.82
(1,37)	1:A:104:ARG:HD2	2:B:99:HIS:HB3	20	1.82	0.11	1.82
(1,37)	1:A:104:ARG:HD2	2:B:99:HIS:HD1	20	1.82	0.11	1.82
(1,37)	1:A:104:ARG:HD2	2:B:99:HIS:HD2	20	1.82	0.11	1.82
(1,37)	1:A:104:ARG:HD2	2:B:99:HIS:HE1	20	1.82	0.11	1.82
(1,37)	1:A:104:ARG:HD2	2:B:99:HIS:HE2	20	1.82	0.11	1.82
(1,37)	1:A:104:ARG:HD2	2:B:99:HIS:N	20	1.82	0.11	1.82
(1,37)	1:A:104:ARG:HD2	2:B:99:HIS:ND1	20	1.82	0.11	1.82
(1,37)	1:A:104:ARG:HD2	2:B:99:HIS:NE2	20	1.82	0.11	1.82
(1,37)	1:A:104:ARG:HD2	2:B:99:HIS:O	20	1.82	0.11	1.82
(1,37)	1:A:104:ARG:HD2	2:B:101:VAL:C	20	1.82	0.11	1.82
(1,37)	1:A:104:ARG:HD2	2:B:101:VAL:CA	20	1.82	0.11	1.82
(1,37)	1:A:104:ARG:HD2	2:B:101:VAL:CB	20	1.82	0.11	1.82
(1,37)	1:A:104:ARG:HD2	2:B:101:VAL:CG1	20	1.82	0.11	1.82
(1,37)	1:A:104:ARG:HD2	2:B:101:VAL:CG2	20	1.82	0.11	1.82
(1,37)	1:A:104:ARG:HD2	2:B:101:VAL:H	20	1.82	0.11	1.82
(1,37)	1:A:104:ARG:HD2	2:B:101:VAL:HA	20	1.82	0.11	1.82
(1,37)	1:A:104:ARG:HD2	2:B:101:VAL:HB	20	1.82	0.11	1.82
(1,37)	1:A:104:ARG:HD2	2:B:101:VAL:HG11	20	1.82	0.11	1.82
(1,37)	1:A:104:ARG:HD2	2:B:101:VAL:HG12	20	1.82	0.11	1.82
(1,37)	1:A:104:ARG:HD2	2:B:101:VAL:HG13	20	1.82	0.11	1.82
(1,37)	1:A:104:ARG:HD2	2:B:101:VAL:HG21	20	1.82	0.11	1.82
(1,37)	1:A:104:ARG:HD2	2:B:101:VAL:HG22	20	1.82	0.11	1.82
(1,37)	1:A:104:ARG:HD2	2:B:101:VAL:HG23	20	1.82	0.11	1.82
(1,37)	1:A:104:ARG:HD2	2:B:101:VAL:N	20	1.82	0.11	1.82
(1,37)	1:A:104:ARG:HD2	2:B:101:VAL:O	20	1.82	0.11	1.82
(1,37)	1:A:104:ARG:HD3	2:B:75:ILE:C	20	1.82	0.11	1.82
(1,37)	1:A:104:ARG:HD3	2:B:75:ILE:CA	20	1.82	0.11	1.82
(1,37)	1:A:104:ARG:HD3	2:B:75:ILE:CB	20	1.82	0.11	1.82
(1,37)	1:A:104:ARG:HD3	2:B:75:ILE:CD1	20	1.82	0.11	1.82
(1,37)	1:A:104:ARG:HD3	2:B:75:ILE:CG1	20	1.82	0.11	1.82
(1,37)	1:A:104:ARG:HD3	2:B:75:ILE:CG2	20	1.82	0.11	1.82
(1,37)	1:A:104:ARG:HD3	2:B:75:ILE:H	20	1.82	0.11	1.82
(1,37)	1:A:104:ARG:HD3	2:B:75:ILE:HA	20	1.82	0.11	1.82

*Continued on next page...*

*Continued from previous page...*

Key	Atom-1	Atom-2	Models <sup>1</sup>	Mean (Å)	SD <sup>1</sup> (Å)	Median (Å)
(1,37)	1:A:104:ARG:HD3	2:B:75:ILE:HB	20	1.82	0.11	1.82
(1,37)	1:A:104:ARG:HD3	2:B:75:ILE:HD11	20	1.82	0.11	1.82
(1,37)	1:A:104:ARG:HD3	2:B:75:ILE:HD12	20	1.82	0.11	1.82
(1,37)	1:A:104:ARG:HD3	2:B:75:ILE:HD13	20	1.82	0.11	1.82
(1,37)	1:A:104:ARG:HD3	2:B:75:ILE:HG12	20	1.82	0.11	1.82
(1,37)	1:A:104:ARG:HD3	2:B:75:ILE:HG13	20	1.82	0.11	1.82
(1,37)	1:A:104:ARG:HD3	2:B:75:ILE:HG21	20	1.82	0.11	1.82
(1,37)	1:A:104:ARG:HD3	2:B:75:ILE:HG22	20	1.82	0.11	1.82
(1,37)	1:A:104:ARG:HD3	2:B:75:ILE:HG23	20	1.82	0.11	1.82
(1,37)	1:A:104:ARG:HD3	2:B:75:ILE:N	20	1.82	0.11	1.82
(1,37)	1:A:104:ARG:HD3	2:B:75:ILE:O	20	1.82	0.11	1.82
(1,37)	1:A:104:ARG:HD3	2:B:77:ALA:C	20	1.82	0.11	1.82
(1,37)	1:A:104:ARG:HD3	2:B:77:ALA:CA	20	1.82	0.11	1.82
(1,37)	1:A:104:ARG:HD3	2:B:77:ALA:CB	20	1.82	0.11	1.82
(1,37)	1:A:104:ARG:HD3	2:B:77:ALA:H	20	1.82	0.11	1.82
(1,37)	1:A:104:ARG:HD3	2:B:77:ALA:HA	20	1.82	0.11	1.82
(1,37)	1:A:104:ARG:HD3	2:B:77:ALA:HB1	20	1.82	0.11	1.82
(1,37)	1:A:104:ARG:HD3	2:B:77:ALA:HB2	20	1.82	0.11	1.82
(1,37)	1:A:104:ARG:HD3	2:B:77:ALA:HB3	20	1.82	0.11	1.82
(1,37)	1:A:104:ARG:HD3	2:B:77:ALA:N	20	1.82	0.11	1.82
(1,37)	1:A:104:ARG:HD3	2:B:77:ALA:O	20	1.82	0.11	1.82
(1,37)	1:A:104:ARG:HD3	2:B:78:GLY:C	20	1.82	0.11	1.82
(1,37)	1:A:104:ARG:HD3	2:B:78:GLY:CA	20	1.82	0.11	1.82
(1,37)	1:A:104:ARG:HD3	2:B:78:GLY:H	20	1.82	0.11	1.82
(1,37)	1:A:104:ARG:HD3	2:B:78:GLY:HA2	20	1.82	0.11	1.82
(1,37)	1:A:104:ARG:HD3	2:B:78:GLY:HA3	20	1.82	0.11	1.82
(1,37)	1:A:104:ARG:HD3	2:B:78:GLY:N	20	1.82	0.11	1.82
(1,37)	1:A:104:ARG:HD3	2:B:78:GLY:O	20	1.82	0.11	1.82
(1,37)	1:A:104:ARG:HD3	2:B:79:LYS:C	20	1.82	0.11	1.82
(1,37)	1:A:104:ARG:HD3	2:B:79:LYS:CA	20	1.82	0.11	1.82
(1,37)	1:A:104:ARG:HD3	2:B:79:LYS:CB	20	1.82	0.11	1.82
(1,37)	1:A:104:ARG:HD3	2:B:79:LYS:CD	20	1.82	0.11	1.82
(1,37)	1:A:104:ARG:HD3	2:B:79:LYS:CE	20	1.82	0.11	1.82
(1,37)	1:A:104:ARG:HD3	2:B:79:LYS:CG	20	1.82	0.11	1.82
(1,37)	1:A:104:ARG:HD3	2:B:79:LYS:H	20	1.82	0.11	1.82
(1,37)	1:A:104:ARG:HD3	2:B:79:LYS:HA	20	1.82	0.11	1.82
(1,37)	1:A:104:ARG:HD3	2:B:79:LYS:HB2	20	1.82	0.11	1.82
(1,37)	1:A:104:ARG:HD3	2:B:79:LYS:HB3	20	1.82	0.11	1.82
(1,37)	1:A:104:ARG:HD3	2:B:79:LYS:HD2	20	1.82	0.11	1.82
(1,37)	1:A:104:ARG:HD3	2:B:79:LYS:HD3	20	1.82	0.11	1.82
(1,37)	1:A:104:ARG:HD3	2:B:79:LYS:HE2	20	1.82	0.11	1.82
(1,37)	1:A:104:ARG:HD3	2:B:79:LYS:HE3	20	1.82	0.11	1.82

*Continued on next page...*

*Continued from previous page...*

Key	Atom-1	Atom-2	Models <sup>1</sup>	Mean (Å)	SD <sup>1</sup> (Å)	Median (Å)
(1,37)	1:A:104:ARG:HD3	2:B:79:LYS:HG2	20	1.82	0.11	1.82
(1,37)	1:A:104:ARG:HD3	2:B:79:LYS:HG3	20	1.82	0.11	1.82
(1,37)	1:A:104:ARG:HD3	2:B:79:LYS:HZ1	20	1.82	0.11	1.82
(1,37)	1:A:104:ARG:HD3	2:B:79:LYS:HZ2	20	1.82	0.11	1.82
(1,37)	1:A:104:ARG:HD3	2:B:79:LYS:HZ3	20	1.82	0.11	1.82
(1,37)	1:A:104:ARG:HD3	2:B:79:LYS:N	20	1.82	0.11	1.82
(1,37)	1:A:104:ARG:HD3	2:B:79:LYS:NZ	20	1.82	0.11	1.82
(1,37)	1:A:104:ARG:HD3	2:B:79:LYS:O	20	1.82	0.11	1.82
(1,37)	1:A:104:ARG:HD3	2:B:80:ILE:C	20	1.82	0.11	1.82
(1,37)	1:A:104:ARG:HD3	2:B:80:ILE:CA	20	1.82	0.11	1.82
(1,37)	1:A:104:ARG:HD3	2:B:80:ILE:CB	20	1.82	0.11	1.82
(1,37)	1:A:104:ARG:HD3	2:B:80:ILE:CD1	20	1.82	0.11	1.82
(1,37)	1:A:104:ARG:HD3	2:B:80:ILE:CG1	20	1.82	0.11	1.82
(1,37)	1:A:104:ARG:HD3	2:B:80:ILE:CG2	20	1.82	0.11	1.82
(1,37)	1:A:104:ARG:HD3	2:B:80:ILE:H	20	1.82	0.11	1.82
(1,37)	1:A:104:ARG:HD3	2:B:80:ILE:HA	20	1.82	0.11	1.82
(1,37)	1:A:104:ARG:HD3	2:B:80:ILE:HB	20	1.82	0.11	1.82
(1,37)	1:A:104:ARG:HD3	2:B:80:ILE:HD11	20	1.82	0.11	1.82
(1,37)	1:A:104:ARG:HD3	2:B:80:ILE:HD12	20	1.82	0.11	1.82
(1,37)	1:A:104:ARG:HD3	2:B:80:ILE:HD13	20	1.82	0.11	1.82
(1,37)	1:A:104:ARG:HD3	2:B:80:ILE:HG12	20	1.82	0.11	1.82
(1,37)	1:A:104:ARG:HD3	2:B:80:ILE:HG13	20	1.82	0.11	1.82
(1,37)	1:A:104:ARG:HD3	2:B:80:ILE:HG21	20	1.82	0.11	1.82
(1,37)	1:A:104:ARG:HD3	2:B:80:ILE:HG22	20	1.82	0.11	1.82
(1,37)	1:A:104:ARG:HD3	2:B:80:ILE:HG23	20	1.82	0.11	1.82
(1,37)	1:A:104:ARG:HD3	2:B:80:ILE:N	20	1.82	0.11	1.82
(1,37)	1:A:104:ARG:HD3	2:B:80:ILE:O	20	1.82	0.11	1.82
(1,37)	1:A:104:ARG:HD3	2:B:84:GLN:C	20	1.82	0.11	1.82
(1,37)	1:A:104:ARG:HD3	2:B:84:GLN:CA	20	1.82	0.11	1.82
(1,37)	1:A:104:ARG:HD3	2:B:84:GLN:CB	20	1.82	0.11	1.82
(1,37)	1:A:104:ARG:HD3	2:B:84:GLN:CD	20	1.82	0.11	1.82
(1,37)	1:A:104:ARG:HD3	2:B:84:GLN:CG	20	1.82	0.11	1.82
(1,37)	1:A:104:ARG:HD3	2:B:84:GLN:H	20	1.82	0.11	1.82
(1,37)	1:A:104:ARG:HD3	2:B:84:GLN:HA	20	1.82	0.11	1.82
(1,37)	1:A:104:ARG:HD3	2:B:84:GLN:HB2	20	1.82	0.11	1.82
(1,37)	1:A:104:ARG:HD3	2:B:84:GLN:HB3	20	1.82	0.11	1.82
(1,37)	1:A:104:ARG:HD3	2:B:84:GLN:HE21	20	1.82	0.11	1.82
(1,37)	1:A:104:ARG:HD3	2:B:84:GLN:HE22	20	1.82	0.11	1.82
(1,37)	1:A:104:ARG:HD3	2:B:84:GLN:HG2	20	1.82	0.11	1.82
(1,37)	1:A:104:ARG:HD3	2:B:84:GLN:HG3	20	1.82	0.11	1.82
(1,37)	1:A:104:ARG:HD3	2:B:84:GLN:N	20	1.82	0.11	1.82
(1,37)	1:A:104:ARG:HD3	2:B:84:GLN:NE2	20	1.82	0.11	1.82

*Continued on next page...*



Continued from previous page...

Key	Atom-1	Atom-2	Models <sup>1</sup>	Mean (Å)	SD <sup>1</sup> (Å)	Median (Å)
(1,37)	1:A:104:ARG:HD3	2:B:84:GLN:O	20	1.82	0.11	1.82
(1,37)	1:A:104:ARG:HD3	2:B:84:GLN:OE1	20	1.82	0.11	1.82
(1,37)	1:A:104:ARG:HD3	2:B:97:THR:C	20	1.82	0.11	1.82
(1,37)	1:A:104:ARG:HD3	2:B:97:THR:CA	20	1.82	0.11	1.82
(1,37)	1:A:104:ARG:HD3	2:B:97:THR:CB	20	1.82	0.11	1.82
(1,37)	1:A:104:ARG:HD3	2:B:97:THR:CG2	20	1.82	0.11	1.82
(1,37)	1:A:104:ARG:HD3	2:B:97:THR:H	20	1.82	0.11	1.82
(1,37)	1:A:104:ARG:HD3	2:B:97:THR:HA	20	1.82	0.11	1.82
(1,37)	1:A:104:ARG:HD3	2:B:97:THR:HB	20	1.82	0.11	1.82
(1,37)	1:A:104:ARG:HD3	2:B:97:THR:HG1	20	1.82	0.11	1.82
(1,37)	1:A:104:ARG:HD3	2:B:97:THR:HG21	20	1.82	0.11	1.82
(1,37)	1:A:104:ARG:HD3	2:B:97:THR:HG22	20	1.82	0.11	1.82
(1,37)	1:A:104:ARG:HD3	2:B:97:THR:HG23	20	1.82	0.11	1.82
(1,37)	1:A:104:ARG:HD3	2:B:97:THR:N	20	1.82	0.11	1.82
(1,37)	1:A:104:ARG:HD3	2:B:97:THR:O	20	1.82	0.11	1.82
(1,37)	1:A:104:ARG:HD3	2:B:97:THR:OG1	20	1.82	0.11	1.82
(1,37)	1:A:104:ARG:HD3	2:B:99:HIS:C	20	1.82	0.11	1.82
(1,37)	1:A:104:ARG:HD3	2:B:99:HIS:CA	20	1.82	0.11	1.82
(1,37)	1:A:104:ARG:HD3	2:B:99:HIS:CB	20	1.82	0.11	1.82
(1,37)	1:A:104:ARG:HD3	2:B:99:HIS:CD2	20	1.82	0.11	1.82
(1,37)	1:A:104:ARG:HD3	2:B:99:HIS:CE1	20	1.82	0.11	1.82
(1,37)	1:A:104:ARG:HD3	2:B:99:HIS:CG	20	1.82	0.11	1.82
(1,37)	1:A:104:ARG:HD3	2:B:99:HIS:H	20	1.82	0.11	1.82
(1,37)	1:A:104:ARG:HD3	2:B:99:HIS:HA	20	1.82	0.11	1.82
(1,37)	1:A:104:ARG:HD3	2:B:99:HIS:HB2	20	1.82	0.11	1.82
(1,37)	1:A:104:ARG:HD3	2:B:99:HIS:HB3	20	1.82	0.11	1.82
(1,37)	1:A:104:ARG:HD3	2:B:99:HIS:HD1	20	1.82	0.11	1.82
(1,37)	1:A:104:ARG:HD3	2:B:99:HIS:HD2	20	1.82	0.11	1.82
(1,37)	1:A:104:ARG:HD3	2:B:99:HIS:HE1	20	1.82	0.11	1.82
(1,37)	1:A:104:ARG:HD3	2:B:99:HIS:HE2	20	1.82	0.11	1.82
(1,37)	1:A:104:ARG:HD3	2:B:99:HIS:N	20	1.82	0.11	1.82
(1,37)	1:A:104:ARG:HD3	2:B:99:HIS:ND1	20	1.82	0.11	1.82
(1,37)	1:A:104:ARG:HD3	2:B:99:HIS:NE2	20	1.82	0.11	1.82
(1,37)	1:A:104:ARG:HD3	2:B:99:HIS:O	20	1.82	0.11	1.82
(1,37)	1:A:104:ARG:HD3	2:B:101:VAL:C	20	1.82	0.11	1.82
(1,37)	1:A:104:ARG:HD3	2:B:101:VAL:CA	20	1.82	0.11	1.82
(1,37)	1:A:104:ARG:HD3	2:B:101:VAL:CB	20	1.82	0.11	1.82
(1,37)	1:A:104:ARG:HD3	2:B:101:VAL:CG1	20	1.82	0.11	1.82
(1,37)	1:A:104:ARG:HD3	2:B:101:VAL:CG2	20	1.82	0.11	1.82
(1,37)	1:A:104:ARG:HD3	2:B:101:VAL:H	20	1.82	0.11	1.82
(1,37)	1:A:104:ARG:HD3	2:B:101:VAL:HA	20	1.82	0.11	1.82
(1,37)	1:A:104:ARG:HD3	2:B:101:VAL:HB	20	1.82	0.11	1.82

Continued on next page...

*Continued from previous page...*

Key	Atom-1	Atom-2	Models <sup>1</sup>	Mean (Å)	SD <sup>1</sup> (Å)	Median (Å)
(1,37)	1:A:104:ARG:HD3	2:B:101:VAL:HG11	20	1.82	0.11	1.82
(1,37)	1:A:104:ARG:HD3	2:B:101:VAL:HG12	20	1.82	0.11	1.82
(1,37)	1:A:104:ARG:HD3	2:B:101:VAL:HG13	20	1.82	0.11	1.82
(1,37)	1:A:104:ARG:HD3	2:B:101:VAL:HG21	20	1.82	0.11	1.82
(1,37)	1:A:104:ARG:HD3	2:B:101:VAL:HG22	20	1.82	0.11	1.82
(1,37)	1:A:104:ARG:HD3	2:B:101:VAL:HG23	20	1.82	0.11	1.82
(1,37)	1:A:104:ARG:HD3	2:B:101:VAL:N	20	1.82	0.11	1.82
(1,37)	1:A:104:ARG:HD3	2:B:101:VAL:O	20	1.82	0.11	1.82
(1,37)	1:A:104:ARG:HE	2:B:75:ILE:C	20	1.82	0.11	1.82
(1,37)	1:A:104:ARG:HE	2:B:75:ILE:CA	20	1.82	0.11	1.82
(1,37)	1:A:104:ARG:HE	2:B:75:ILE:CB	20	1.82	0.11	1.82
(1,37)	1:A:104:ARG:HE	2:B:75:ILE:CD1	20	1.82	0.11	1.82
(1,37)	1:A:104:ARG:HE	2:B:75:ILE:CG1	20	1.82	0.11	1.82
(1,37)	1:A:104:ARG:HE	2:B:75:ILE:CG2	20	1.82	0.11	1.82
(1,37)	1:A:104:ARG:HE	2:B:75:ILE:H	20	1.82	0.11	1.82
(1,37)	1:A:104:ARG:HE	2:B:75:ILE:HA	20	1.82	0.11	1.82
(1,37)	1:A:104:ARG:HE	2:B:75:ILE:HB	20	1.82	0.11	1.82
(1,37)	1:A:104:ARG:HE	2:B:75:ILE:HD11	20	1.82	0.11	1.82
(1,37)	1:A:104:ARG:HE	2:B:75:ILE:HD12	20	1.82	0.11	1.82
(1,37)	1:A:104:ARG:HE	2:B:75:ILE:HD13	20	1.82	0.11	1.82
(1,37)	1:A:104:ARG:HE	2:B:75:ILE:HG12	20	1.82	0.11	1.82
(1,37)	1:A:104:ARG:HE	2:B:75:ILE:HG13	20	1.82	0.11	1.82
(1,37)	1:A:104:ARG:HE	2:B:75:ILE:HG21	20	1.82	0.11	1.82
(1,37)	1:A:104:ARG:HE	2:B:75:ILE:HG22	20	1.82	0.11	1.82
(1,37)	1:A:104:ARG:HE	2:B:75:ILE:HG23	20	1.82	0.11	1.82
(1,37)	1:A:104:ARG:HE	2:B:75:ILE:N	20	1.82	0.11	1.82
(1,37)	1:A:104:ARG:HE	2:B:75:ILE:O	20	1.82	0.11	1.82
(1,37)	1:A:104:ARG:HE	2:B:77:ALA:C	20	1.82	0.11	1.82
(1,37)	1:A:104:ARG:HE	2:B:77:ALA:CA	20	1.82	0.11	1.82
(1,37)	1:A:104:ARG:HE	2:B:77:ALA:CB	20	1.82	0.11	1.82
(1,37)	1:A:104:ARG:HE	2:B:77:ALA:H	20	1.82	0.11	1.82
(1,37)	1:A:104:ARG:HE	2:B:77:ALA:HA	20	1.82	0.11	1.82
(1,37)	1:A:104:ARG:HE	2:B:77:ALA:HB1	20	1.82	0.11	1.82
(1,37)	1:A:104:ARG:HE	2:B:77:ALA:HB2	20	1.82	0.11	1.82
(1,37)	1:A:104:ARG:HE	2:B:77:ALA:HB3	20	1.82	0.11	1.82
(1,37)	1:A:104:ARG:HE	2:B:77:ALA:N	20	1.82	0.11	1.82
(1,37)	1:A:104:ARG:HE	2:B:77:ALA:O	20	1.82	0.11	1.82
(1,37)	1:A:104:ARG:HE	2:B:78:GLY:C	20	1.82	0.11	1.82
(1,37)	1:A:104:ARG:HE	2:B:78:GLY:CA	20	1.82	0.11	1.82
(1,37)	1:A:104:ARG:HE	2:B:78:GLY:H	20	1.82	0.11	1.82
(1,37)	1:A:104:ARG:HE	2:B:78:GLY:HA2	20	1.82	0.11	1.82
(1,37)	1:A:104:ARG:HE	2:B:78:GLY:HA3	20	1.82	0.11	1.82

*Continued on next page...*

*Continued from previous page...*

Key	Atom-1	Atom-2	Models <sup>1</sup>	Mean (Å)	SD <sup>1</sup> (Å)	Median (Å)
(1,37)	1:A:104:ARG:HE	2:B:78:GLY:N	20	1.82	0.11	1.82
(1,37)	1:A:104:ARG:HE	2:B:78:GLY:O	20	1.82	0.11	1.82
(1,37)	1:A:104:ARG:HE	2:B:79:LYS:C	20	1.82	0.11	1.82
(1,37)	1:A:104:ARG:HE	2:B:79:LYS:CA	20	1.82	0.11	1.82
(1,37)	1:A:104:ARG:HE	2:B:79:LYS:CB	20	1.82	0.11	1.82
(1,37)	1:A:104:ARG:HE	2:B:79:LYS:CD	20	1.82	0.11	1.82
(1,37)	1:A:104:ARG:HE	2:B:79:LYS:CE	20	1.82	0.11	1.82
(1,37)	1:A:104:ARG:HE	2:B:79:LYS:CG	20	1.82	0.11	1.82
(1,37)	1:A:104:ARG:HE	2:B:79:LYS:H	20	1.82	0.11	1.82
(1,37)	1:A:104:ARG:HE	2:B:79:LYS:HA	20	1.82	0.11	1.82
(1,37)	1:A:104:ARG:HE	2:B:79:LYS:HB2	20	1.82	0.11	1.82
(1,37)	1:A:104:ARG:HE	2:B:79:LYS:HB3	20	1.82	0.11	1.82
(1,37)	1:A:104:ARG:HE	2:B:79:LYS:HD2	20	1.82	0.11	1.82
(1,37)	1:A:104:ARG:HE	2:B:79:LYS:HD3	20	1.82	0.11	1.82
(1,37)	1:A:104:ARG:HE	2:B:79:LYS:HE2	20	1.82	0.11	1.82
(1,37)	1:A:104:ARG:HE	2:B:79:LYS:HE3	20	1.82	0.11	1.82
(1,37)	1:A:104:ARG:HE	2:B:79:LYS:HG2	20	1.82	0.11	1.82
(1,37)	1:A:104:ARG:HE	2:B:79:LYS:HG3	20	1.82	0.11	1.82
(1,37)	1:A:104:ARG:HE	2:B:79:LYS:HZ1	20	1.82	0.11	1.82
(1,37)	1:A:104:ARG:HE	2:B:79:LYS:HZ2	20	1.82	0.11	1.82
(1,37)	1:A:104:ARG:HE	2:B:79:LYS:HZ3	20	1.82	0.11	1.82
(1,37)	1:A:104:ARG:HE	2:B:79:LYS:N	20	1.82	0.11	1.82
(1,37)	1:A:104:ARG:HE	2:B:79:LYS:NZ	20	1.82	0.11	1.82
(1,37)	1:A:104:ARG:HE	2:B:79:LYS:O	20	1.82	0.11	1.82
(1,37)	1:A:104:ARG:HE	2:B:80:ILE:C	20	1.82	0.11	1.82
(1,37)	1:A:104:ARG:HE	2:B:80:ILE:CA	20	1.82	0.11	1.82
(1,37)	1:A:104:ARG:HE	2:B:80:ILE:CB	20	1.82	0.11	1.82
(1,37)	1:A:104:ARG:HE	2:B:80:ILE:CD1	20	1.82	0.11	1.82
(1,37)	1:A:104:ARG:HE	2:B:80:ILE:CG1	20	1.82	0.11	1.82
(1,37)	1:A:104:ARG:HE	2:B:80:ILE:CG2	20	1.82	0.11	1.82
(1,37)	1:A:104:ARG:HE	2:B:80:ILE:H	20	1.82	0.11	1.82
(1,37)	1:A:104:ARG:HE	2:B:80:ILE:HA	20	1.82	0.11	1.82
(1,37)	1:A:104:ARG:HE	2:B:80:ILE:HB	20	1.82	0.11	1.82
(1,37)	1:A:104:ARG:HE	2:B:80:ILE:HD11	20	1.82	0.11	1.82
(1,37)	1:A:104:ARG:HE	2:B:80:ILE:HD12	20	1.82	0.11	1.82
(1,37)	1:A:104:ARG:HE	2:B:80:ILE:HD13	20	1.82	0.11	1.82
(1,37)	1:A:104:ARG:HE	2:B:80:ILE:HG12	20	1.82	0.11	1.82
(1,37)	1:A:104:ARG:HE	2:B:80:ILE:HG13	20	1.82	0.11	1.82
(1,37)	1:A:104:ARG:HE	2:B:80:ILE:HG21	20	1.82	0.11	1.82
(1,37)	1:A:104:ARG:HE	2:B:80:ILE:HG22	20	1.82	0.11	1.82
(1,37)	1:A:104:ARG:HE	2:B:80:ILE:HG23	20	1.82	0.11	1.82
(1,37)	1:A:104:ARG:HE	2:B:80:ILE:N	20	1.82	0.11	1.82

*Continued on next page...*

*Continued from previous page...*

Key	Atom-1	Atom-2	Models <sup>1</sup>	Mean (Å)	SD <sup>1</sup> (Å)	Median (Å)
(1,37)	1:A:104:ARG:HE	2:B:80:ILE:O	20	1.82	0.11	1.82
(1,37)	1:A:104:ARG:HE	2:B:84:GLN:C	20	1.82	0.11	1.82
(1,37)	1:A:104:ARG:HE	2:B:84:GLN:CA	20	1.82	0.11	1.82
(1,37)	1:A:104:ARG:HE	2:B:84:GLN:CB	20	1.82	0.11	1.82
(1,37)	1:A:104:ARG:HE	2:B:84:GLN:CD	20	1.82	0.11	1.82
(1,37)	1:A:104:ARG:HE	2:B:84:GLN:CG	20	1.82	0.11	1.82
(1,37)	1:A:104:ARG:HE	2:B:84:GLN:H	20	1.82	0.11	1.82
(1,37)	1:A:104:ARG:HE	2:B:84:GLN:HA	20	1.82	0.11	1.82
(1,37)	1:A:104:ARG:HE	2:B:84:GLN:HB2	20	1.82	0.11	1.82
(1,37)	1:A:104:ARG:HE	2:B:84:GLN:HB3	20	1.82	0.11	1.82
(1,37)	1:A:104:ARG:HE	2:B:84:GLN:HE21	20	1.82	0.11	1.82
(1,37)	1:A:104:ARG:HE	2:B:84:GLN:HE22	20	1.82	0.11	1.82
(1,37)	1:A:104:ARG:HE	2:B:84:GLN:HG2	20	1.82	0.11	1.82
(1,37)	1:A:104:ARG:HE	2:B:84:GLN:HG3	20	1.82	0.11	1.82
(1,37)	1:A:104:ARG:HE	2:B:84:GLN:N	20	1.82	0.11	1.82
(1,37)	1:A:104:ARG:HE	2:B:84:GLN:NE2	20	1.82	0.11	1.82
(1,37)	1:A:104:ARG:HE	2:B:84:GLN:O	20	1.82	0.11	1.82
(1,37)	1:A:104:ARG:HE	2:B:84:GLN:OE1	20	1.82	0.11	1.82
(1,37)	1:A:104:ARG:HE	2:B:97:THR:C	20	1.82	0.11	1.82
(1,37)	1:A:104:ARG:HE	2:B:97:THR:CA	20	1.82	0.11	1.82
(1,37)	1:A:104:ARG:HE	2:B:97:THR:CB	20	1.82	0.11	1.82
(1,37)	1:A:104:ARG:HE	2:B:97:THR:CG2	20	1.82	0.11	1.82
(1,37)	1:A:104:ARG:HE	2:B:97:THR:H	20	1.82	0.11	1.82
(1,37)	1:A:104:ARG:HE	2:B:97:THR:HA	20	1.82	0.11	1.82
(1,37)	1:A:104:ARG:HE	2:B:97:THR:HB	20	1.82	0.11	1.82
(1,37)	1:A:104:ARG:HE	2:B:97:THR:HG1	20	1.82	0.11	1.82
(1,37)	1:A:104:ARG:HE	2:B:97:THR:HG21	20	1.82	0.11	1.82
(1,37)	1:A:104:ARG:HE	2:B:97:THR:HG22	20	1.82	0.11	1.82
(1,37)	1:A:104:ARG:HE	2:B:97:THR:HG23	20	1.82	0.11	1.82
(1,37)	1:A:104:ARG:HE	2:B:97:THR:N	20	1.82	0.11	1.82
(1,37)	1:A:104:ARG:HE	2:B:97:THR:O	20	1.82	0.11	1.82
(1,37)	1:A:104:ARG:HE	2:B:97:THR:OG1	20	1.82	0.11	1.82
(1,37)	1:A:104:ARG:HE	2:B:99:HIS:C	20	1.82	0.11	1.82
(1,37)	1:A:104:ARG:HE	2:B:99:HIS:CA	20	1.82	0.11	1.82
(1,37)	1:A:104:ARG:HE	2:B:99:HIS:CB	20	1.82	0.11	1.82
(1,37)	1:A:104:ARG:HE	2:B:99:HIS:CD2	20	1.82	0.11	1.82
(1,37)	1:A:104:ARG:HE	2:B:99:HIS:CE1	20	1.82	0.11	1.82
(1,37)	1:A:104:ARG:HE	2:B:99:HIS:CG	20	1.82	0.11	1.82
(1,37)	1:A:104:ARG:HE	2:B:99:HIS:H	20	1.82	0.11	1.82
(1,37)	1:A:104:ARG:HE	2:B:99:HIS:HA	20	1.82	0.11	1.82
(1,37)	1:A:104:ARG:HE	2:B:99:HIS:HB2	20	1.82	0.11	1.82
(1,37)	1:A:104:ARG:HE	2:B:99:HIS:HB3	20	1.82	0.11	1.82

*Continued on next page...*

Continued from previous page...

Key	Atom-1	Atom-2	Models <sup>1</sup>	Mean (Å)	SD <sup>1</sup> (Å)	Median (Å)
(1,37)	1:A:104:ARG:HE	2:B:99:HIS:HD1	20	1.82	0.11	1.82
(1,37)	1:A:104:ARG:HE	2:B:99:HIS:HD2	20	1.82	0.11	1.82
(1,37)	1:A:104:ARG:HE	2:B:99:HIS:HE1	20	1.82	0.11	1.82
(1,37)	1:A:104:ARG:HE	2:B:99:HIS:HE2	20	1.82	0.11	1.82
(1,37)	1:A:104:ARG:HE	2:B:99:HIS:N	20	1.82	0.11	1.82
(1,37)	1:A:104:ARG:HE	2:B:99:HIS:ND1	20	1.82	0.11	1.82
(1,37)	1:A:104:ARG:HE	2:B:99:HIS:NE2	20	1.82	0.11	1.82
(1,37)	1:A:104:ARG:HE	2:B:99:HIS:O	20	1.82	0.11	1.82
(1,37)	1:A:104:ARG:HE	2:B:101:VAL:C	20	1.82	0.11	1.82
(1,37)	1:A:104:ARG:HE	2:B:101:VAL:CA	20	1.82	0.11	1.82
(1,37)	1:A:104:ARG:HE	2:B:101:VAL:CB	20	1.82	0.11	1.82
(1,37)	1:A:104:ARG:HE	2:B:101:VAL:CG1	20	1.82	0.11	1.82
(1,37)	1:A:104:ARG:HE	2:B:101:VAL:CG2	20	1.82	0.11	1.82
(1,37)	1:A:104:ARG:HE	2:B:101:VAL:H	20	1.82	0.11	1.82
(1,37)	1:A:104:ARG:HE	2:B:101:VAL:HA	20	1.82	0.11	1.82
(1,37)	1:A:104:ARG:HE	2:B:101:VAL:HB	20	1.82	0.11	1.82
(1,37)	1:A:104:ARG:HE	2:B:101:VAL:HG11	20	1.82	0.11	1.82
(1,37)	1:A:104:ARG:HE	2:B:101:VAL:HG12	20	1.82	0.11	1.82
(1,37)	1:A:104:ARG:HE	2:B:101:VAL:HG13	20	1.82	0.11	1.82
(1,37)	1:A:104:ARG:HE	2:B:101:VAL:HG21	20	1.82	0.11	1.82
(1,37)	1:A:104:ARG:HE	2:B:101:VAL:HG22	20	1.82	0.11	1.82
(1,37)	1:A:104:ARG:HE	2:B:101:VAL:HG23	20	1.82	0.11	1.82
(1,37)	1:A:104:ARG:HE	2:B:101:VAL:N	20	1.82	0.11	1.82
(1,37)	1:A:104:ARG:HE	2:B:101:VAL:O	20	1.82	0.11	1.82
(1,37)	1:A:104:ARG:HG2	2:B:75:ILE:C	20	1.82	0.11	1.82
(1,37)	1:A:104:ARG:HG2	2:B:75:ILE:CA	20	1.82	0.11	1.82
(1,37)	1:A:104:ARG:HG2	2:B:75:ILE:CB	20	1.82	0.11	1.82
(1,37)	1:A:104:ARG:HG2	2:B:75:ILE:CD1	20	1.82	0.11	1.82
(1,37)	1:A:104:ARG:HG2	2:B:75:ILE:CG1	20	1.82	0.11	1.82
(1,37)	1:A:104:ARG:HG2	2:B:75:ILE:CG2	20	1.82	0.11	1.82
(1,37)	1:A:104:ARG:HG2	2:B:75:ILE:H	20	1.82	0.11	1.82
(1,37)	1:A:104:ARG:HG2	2:B:75:ILE:HA	20	1.82	0.11	1.82
(1,37)	1:A:104:ARG:HG2	2:B:75:ILE:HB	20	1.82	0.11	1.82
(1,37)	1:A:104:ARG:HG2	2:B:75:ILE:HD11	20	1.82	0.11	1.82
(1,37)	1:A:104:ARG:HG2	2:B:75:ILE:HD12	20	1.82	0.11	1.82
(1,37)	1:A:104:ARG:HG2	2:B:75:ILE:HD13	20	1.82	0.11	1.82
(1,37)	1:A:104:ARG:HG2	2:B:75:ILE:HG12	20	1.82	0.11	1.82
(1,37)	1:A:104:ARG:HG2	2:B:75:ILE:HG13	20	1.82	0.11	1.82
(1,37)	1:A:104:ARG:HG2	2:B:75:ILE:HG21	20	1.82	0.11	1.82
(1,37)	1:A:104:ARG:HG2	2:B:75:ILE:HG22	20	1.82	0.11	1.82
(1,37)	1:A:104:ARG:HG2	2:B:75:ILE:HG23	20	1.82	0.11	1.82
(1,37)	1:A:104:ARG:HG2	2:B:75:ILE:N	20	1.82	0.11	1.82

Continued on next page...

Continued from previous page...

Key	Atom-1	Atom-2	Models <sup>1</sup>	Mean (Å)	SD <sup>1</sup> (Å)	Median (Å)
(1,37)	1:A:104:ARG:HG2	2:B:75:ILE:O	20	1.82	0.11	1.82
(1,37)	1:A:104:ARG:HG2	2:B:77:ALA:C	20	1.82	0.11	1.82
(1,37)	1:A:104:ARG:HG2	2:B:77:ALA:CA	20	1.82	0.11	1.82
(1,37)	1:A:104:ARG:HG2	2:B:77:ALA:CB	20	1.82	0.11	1.82
(1,37)	1:A:104:ARG:HG2	2:B:77:ALA:H	20	1.82	0.11	1.82
(1,37)	1:A:104:ARG:HG2	2:B:77:ALA:HA	20	1.82	0.11	1.82
(1,37)	1:A:104:ARG:HG2	2:B:77:ALA:HB1	20	1.82	0.11	1.82
(1,37)	1:A:104:ARG:HG2	2:B:77:ALA:HB2	20	1.82	0.11	1.82
(1,37)	1:A:104:ARG:HG2	2:B:77:ALA:HB3	20	1.82	0.11	1.82
(1,37)	1:A:104:ARG:HG2	2:B:77:ALA:N	20	1.82	0.11	1.82
(1,37)	1:A:104:ARG:HG2	2:B:77:ALA:O	20	1.82	0.11	1.82
(1,37)	1:A:104:ARG:HG2	2:B:78:GLY:C	20	1.82	0.11	1.82
(1,37)	1:A:104:ARG:HG2	2:B:78:GLY:CA	20	1.82	0.11	1.82
(1,37)	1:A:104:ARG:HG2	2:B:78:GLY:H	20	1.82	0.11	1.82
(1,37)	1:A:104:ARG:HG2	2:B:78:GLY:HA2	20	1.82	0.11	1.82
(1,37)	1:A:104:ARG:HG2	2:B:78:GLY:HA3	20	1.82	0.11	1.82
(1,37)	1:A:104:ARG:HG2	2:B:78:GLY:N	20	1.82	0.11	1.82
(1,37)	1:A:104:ARG:HG2	2:B:78:GLY:O	20	1.82	0.11	1.82
(1,37)	1:A:104:ARG:HG2	2:B:79:LYS:C	20	1.82	0.11	1.82
(1,37)	1:A:104:ARG:HG2	2:B:79:LYS:CA	20	1.82	0.11	1.82
(1,37)	1:A:104:ARG:HG2	2:B:79:LYS:CB	20	1.82	0.11	1.82
(1,37)	1:A:104:ARG:HG2	2:B:79:LYS:CD	20	1.82	0.11	1.82
(1,37)	1:A:104:ARG:HG2	2:B:79:LYS:CE	20	1.82	0.11	1.82
(1,37)	1:A:104:ARG:HG2	2:B:79:LYS:CG	20	1.82	0.11	1.82
(1,37)	1:A:104:ARG:HG2	2:B:79:LYS:H	20	1.82	0.11	1.82
(1,37)	1:A:104:ARG:HG2	2:B:79:LYS:HA	20	1.82	0.11	1.82
(1,37)	1:A:104:ARG:HG2	2:B:79:LYS:HB2	20	1.82	0.11	1.82
(1,37)	1:A:104:ARG:HG2	2:B:79:LYS:HB3	20	1.82	0.11	1.82
(1,37)	1:A:104:ARG:HG2	2:B:79:LYS:HD2	20	1.82	0.11	1.82
(1,37)	1:A:104:ARG:HG2	2:B:79:LYS:HD3	20	1.82	0.11	1.82
(1,37)	1:A:104:ARG:HG2	2:B:79:LYS:HE2	20	1.82	0.11	1.82
(1,37)	1:A:104:ARG:HG2	2:B:79:LYS:HE3	20	1.82	0.11	1.82
(1,37)	1:A:104:ARG:HG2	2:B:79:LYS:HG2	20	1.82	0.11	1.82
(1,37)	1:A:104:ARG:HG2	2:B:79:LYS:HG3	20	1.82	0.11	1.82
(1,37)	1:A:104:ARG:HG2	2:B:79:LYS:HZ1	20	1.82	0.11	1.82
(1,37)	1:A:104:ARG:HG2	2:B:79:LYS:HZ2	20	1.82	0.11	1.82
(1,37)	1:A:104:ARG:HG2	2:B:79:LYS:HZ3	20	1.82	0.11	1.82
(1,37)	1:A:104:ARG:HG2	2:B:79:LYS:N	20	1.82	0.11	1.82
(1,37)	1:A:104:ARG:HG2	2:B:79:LYS:NZ	20	1.82	0.11	1.82
(1,37)	1:A:104:ARG:HG2	2:B:79:LYS:O	20	1.82	0.11	1.82
(1,37)	1:A:104:ARG:HG2	2:B:80:ILE:C	20	1.82	0.11	1.82
(1,37)	1:A:104:ARG:HG2	2:B:80:ILE:CA	20	1.82	0.11	1.82

Continued on next page...

*Continued from previous page...*

Key	Atom-1	Atom-2	Models <sup>1</sup>	Mean (Å)	SD <sup>1</sup> (Å)	Median (Å)
(1,37)	1:A:104:ARG:HG2	2:B:80:ILE:CB	20	1.82	0.11	1.82
(1,37)	1:A:104:ARG:HG2	2:B:80:ILE:CD1	20	1.82	0.11	1.82
(1,37)	1:A:104:ARG:HG2	2:B:80:ILE:CG1	20	1.82	0.11	1.82
(1,37)	1:A:104:ARG:HG2	2:B:80:ILE:CG2	20	1.82	0.11	1.82
(1,37)	1:A:104:ARG:HG2	2:B:80:ILE:H	20	1.82	0.11	1.82
(1,37)	1:A:104:ARG:HG2	2:B:80:ILE:HA	20	1.82	0.11	1.82
(1,37)	1:A:104:ARG:HG2	2:B:80:ILE:HB	20	1.82	0.11	1.82
(1,37)	1:A:104:ARG:HG2	2:B:80:ILE:HD11	20	1.82	0.11	1.82
(1,37)	1:A:104:ARG:HG2	2:B:80:ILE:HD12	20	1.82	0.11	1.82
(1,37)	1:A:104:ARG:HG2	2:B:80:ILE:HD13	20	1.82	0.11	1.82
(1,37)	1:A:104:ARG:HG2	2:B:80:ILE:HG12	20	1.82	0.11	1.82
(1,37)	1:A:104:ARG:HG2	2:B:80:ILE:HG13	20	1.82	0.11	1.82
(1,37)	1:A:104:ARG:HG2	2:B:80:ILE:HG21	20	1.82	0.11	1.82
(1,37)	1:A:104:ARG:HG2	2:B:80:ILE:HG22	20	1.82	0.11	1.82
(1,37)	1:A:104:ARG:HG2	2:B:80:ILE:HG23	20	1.82	0.11	1.82
(1,37)	1:A:104:ARG:HG2	2:B:80:ILE:N	20	1.82	0.11	1.82
(1,37)	1:A:104:ARG:HG2	2:B:80:ILE:O	20	1.82	0.11	1.82
(1,37)	1:A:104:ARG:HG2	2:B:84:GLN:C	20	1.82	0.11	1.82
(1,37)	1:A:104:ARG:HG2	2:B:84:GLN:CA	20	1.82	0.11	1.82
(1,37)	1:A:104:ARG:HG2	2:B:84:GLN:CB	20	1.82	0.11	1.82
(1,37)	1:A:104:ARG:HG2	2:B:84:GLN:CD	20	1.82	0.11	1.82
(1,37)	1:A:104:ARG:HG2	2:B:84:GLN:CG	20	1.82	0.11	1.82
(1,37)	1:A:104:ARG:HG2	2:B:84:GLN:H	20	1.82	0.11	1.82
(1,37)	1:A:104:ARG:HG2	2:B:84:GLN:HA	20	1.82	0.11	1.82
(1,37)	1:A:104:ARG:HG2	2:B:84:GLN:HB2	20	1.82	0.11	1.82
(1,37)	1:A:104:ARG:HG2	2:B:84:GLN:HB3	20	1.82	0.11	1.82
(1,37)	1:A:104:ARG:HG2	2:B:84:GLN:HE21	20	1.82	0.11	1.82
(1,37)	1:A:104:ARG:HG2	2:B:84:GLN:HE22	20	1.82	0.11	1.82
(1,37)	1:A:104:ARG:HG2	2:B:84:GLN:HG2	20	1.82	0.11	1.82
(1,37)	1:A:104:ARG:HG2	2:B:84:GLN:HG3	20	1.82	0.11	1.82
(1,37)	1:A:104:ARG:HG2	2:B:84:GLN:N	20	1.82	0.11	1.82
(1,37)	1:A:104:ARG:HG2	2:B:84:GLN:NE2	20	1.82	0.11	1.82
(1,37)	1:A:104:ARG:HG2	2:B:84:GLN:O	20	1.82	0.11	1.82
(1,37)	1:A:104:ARG:HG2	2:B:84:GLN:OE1	20	1.82	0.11	1.82
(1,37)	1:A:104:ARG:HG2	2:B:97:THR:C	20	1.82	0.11	1.82
(1,37)	1:A:104:ARG:HG2	2:B:97:THR:CA	20	1.82	0.11	1.82
(1,37)	1:A:104:ARG:HG2	2:B:97:THR:CB	20	1.82	0.11	1.82
(1,37)	1:A:104:ARG:HG2	2:B:97:THR:CG2	20	1.82	0.11	1.82
(1,37)	1:A:104:ARG:HG2	2:B:97:THR:H	20	1.82	0.11	1.82
(1,37)	1:A:104:ARG:HG2	2:B:97:THR:HA	20	1.82	0.11	1.82
(1,37)	1:A:104:ARG:HG2	2:B:97:THR:HB	20	1.82	0.11	1.82
(1,37)	1:A:104:ARG:HG2	2:B:97:THR:HG1	20	1.82	0.11	1.82

*Continued on next page...*

*Continued from previous page...*

Key	Atom-1	Atom-2	Models <sup>1</sup>	Mean (Å)	SD <sup>1</sup> (Å)	Median (Å)
(1,37)	1:A:104:ARG:HG2	2:B:97:THR:HG21	20	1.82	0.11	1.82
(1,37)	1:A:104:ARG:HG2	2:B:97:THR:HG22	20	1.82	0.11	1.82
(1,37)	1:A:104:ARG:HG2	2:B:97:THR:HG23	20	1.82	0.11	1.82
(1,37)	1:A:104:ARG:HG2	2:B:97:THR:N	20	1.82	0.11	1.82
(1,37)	1:A:104:ARG:HG2	2:B:97:THR:O	20	1.82	0.11	1.82
(1,37)	1:A:104:ARG:HG2	2:B:97:THR:OG1	20	1.82	0.11	1.82
(1,37)	1:A:104:ARG:HG2	2:B:99:HIS:C	20	1.82	0.11	1.82
(1,37)	1:A:104:ARG:HG2	2:B:99:HIS:CA	20	1.82	0.11	1.82
(1,37)	1:A:104:ARG:HG2	2:B:99:HIS:CB	20	1.82	0.11	1.82
(1,37)	1:A:104:ARG:HG2	2:B:99:HIS:CD2	20	1.82	0.11	1.82
(1,37)	1:A:104:ARG:HG2	2:B:99:HIS:CE1	20	1.82	0.11	1.82
(1,37)	1:A:104:ARG:HG2	2:B:99:HIS:CG	20	1.82	0.11	1.82
(1,37)	1:A:104:ARG:HG2	2:B:99:HIS:H	20	1.82	0.11	1.82
(1,37)	1:A:104:ARG:HG2	2:B:99:HIS:HA	20	1.82	0.11	1.82
(1,37)	1:A:104:ARG:HG2	2:B:99:HIS:HB2	20	1.82	0.11	1.82
(1,37)	1:A:104:ARG:HG2	2:B:99:HIS:HB3	20	1.82	0.11	1.82
(1,37)	1:A:104:ARG:HG2	2:B:99:HIS:HD1	20	1.82	0.11	1.82
(1,37)	1:A:104:ARG:HG2	2:B:99:HIS:HD2	20	1.82	0.11	1.82
(1,37)	1:A:104:ARG:HG2	2:B:99:HIS:HE1	20	1.82	0.11	1.82
(1,37)	1:A:104:ARG:HG2	2:B:99:HIS:HE2	20	1.82	0.11	1.82
(1,37)	1:A:104:ARG:HG2	2:B:99:HIS:N	20	1.82	0.11	1.82
(1,37)	1:A:104:ARG:HG2	2:B:99:HIS:ND1	20	1.82	0.11	1.82
(1,37)	1:A:104:ARG:HG2	2:B:99:HIS:NE2	20	1.82	0.11	1.82
(1,37)	1:A:104:ARG:HG2	2:B:99:HIS:O	20	1.82	0.11	1.82
(1,37)	1:A:104:ARG:HG2	2:B:101:VAL:C	20	1.82	0.11	1.82
(1,37)	1:A:104:ARG:HG2	2:B:101:VAL:CA	20	1.82	0.11	1.82
(1,37)	1:A:104:ARG:HG2	2:B:101:VAL:CB	20	1.82	0.11	1.82
(1,37)	1:A:104:ARG:HG2	2:B:101:VAL:CG1	20	1.82	0.11	1.82
(1,37)	1:A:104:ARG:HG2	2:B:101:VAL:CG2	20	1.82	0.11	1.82
(1,37)	1:A:104:ARG:HG2	2:B:101:VAL:H	20	1.82	0.11	1.82
(1,37)	1:A:104:ARG:HG2	2:B:101:VAL:HA	20	1.82	0.11	1.82
(1,37)	1:A:104:ARG:HG2	2:B:101:VAL:HB	20	1.82	0.11	1.82
(1,37)	1:A:104:ARG:HG2	2:B:101:VAL:HG11	20	1.82	0.11	1.82
(1,37)	1:A:104:ARG:HG2	2:B:101:VAL:HG12	20	1.82	0.11	1.82
(1,37)	1:A:104:ARG:HG2	2:B:101:VAL:HG13	20	1.82	0.11	1.82
(1,37)	1:A:104:ARG:HG2	2:B:101:VAL:HG21	20	1.82	0.11	1.82
(1,37)	1:A:104:ARG:HG2	2:B:101:VAL:HG22	20	1.82	0.11	1.82
(1,37)	1:A:104:ARG:HG2	2:B:101:VAL:HG23	20	1.82	0.11	1.82
(1,37)	1:A:104:ARG:HG2	2:B:101:VAL:N	20	1.82	0.11	1.82
(1,37)	1:A:104:ARG:HG2	2:B:101:VAL:O	20	1.82	0.11	1.82
(1,37)	1:A:104:ARG:HG3	2:B:75:ILE:C	20	1.82	0.11	1.82
(1,37)	1:A:104:ARG:HG3	2:B:75:ILE:CA	20	1.82	0.11	1.82

*Continued on next page...*



Continued from previous page...

Key	Atom-1	Atom-2	Models <sup>1</sup>	Mean (Å)	SD <sup>1</sup> (Å)	Median (Å)
(1,37)	1:A:104:ARG:HG3	2:B:75:ILE:CB	20	1.82	0.11	1.82
(1,37)	1:A:104:ARG:HG3	2:B:75:ILE:CD1	20	1.82	0.11	1.82
(1,37)	1:A:104:ARG:HG3	2:B:75:ILE:CG1	20	1.82	0.11	1.82
(1,37)	1:A:104:ARG:HG3	2:B:75:ILE:CG2	20	1.82	0.11	1.82
(1,37)	1:A:104:ARG:HG3	2:B:75:ILE:H	20	1.82	0.11	1.82
(1,37)	1:A:104:ARG:HG3	2:B:75:ILE:HA	20	1.82	0.11	1.82
(1,37)	1:A:104:ARG:HG3	2:B:75:ILE:HB	20	1.82	0.11	1.82
(1,37)	1:A:104:ARG:HG3	2:B:75:ILE:HD11	20	1.82	0.11	1.82
(1,37)	1:A:104:ARG:HG3	2:B:75:ILE:HD12	20	1.82	0.11	1.82
(1,37)	1:A:104:ARG:HG3	2:B:75:ILE:HD13	20	1.82	0.11	1.82
(1,37)	1:A:104:ARG:HG3	2:B:75:ILE:HG12	20	1.82	0.11	1.82
(1,37)	1:A:104:ARG:HG3	2:B:75:ILE:HG13	20	1.82	0.11	1.82
(1,37)	1:A:104:ARG:HG3	2:B:75:ILE:HG21	20	1.82	0.11	1.82
(1,37)	1:A:104:ARG:HG3	2:B:75:ILE:HG22	20	1.82	0.11	1.82
(1,37)	1:A:104:ARG:HG3	2:B:75:ILE:HG23	20	1.82	0.11	1.82
(1,37)	1:A:104:ARG:HG3	2:B:75:ILE:N	20	1.82	0.11	1.82
(1,37)	1:A:104:ARG:HG3	2:B:75:ILE:O	20	1.82	0.11	1.82
(1,37)	1:A:104:ARG:HG3	2:B:77:ALA:C	20	1.82	0.11	1.82
(1,37)	1:A:104:ARG:HG3	2:B:77:ALA:CA	20	1.82	0.11	1.82
(1,37)	1:A:104:ARG:HG3	2:B:77:ALA:CB	20	1.82	0.11	1.82
(1,37)	1:A:104:ARG:HG3	2:B:77:ALA:H	20	1.82	0.11	1.82
(1,37)	1:A:104:ARG:HG3	2:B:77:ALA:HA	20	1.82	0.11	1.82
(1,37)	1:A:104:ARG:HG3	2:B:77:ALA:HB1	20	1.82	0.11	1.82
(1,37)	1:A:104:ARG:HG3	2:B:77:ALA:HB2	20	1.82	0.11	1.82
(1,37)	1:A:104:ARG:HG3	2:B:77:ALA:HB3	20	1.82	0.11	1.82
(1,37)	1:A:104:ARG:HG3	2:B:77:ALA:N	20	1.82	0.11	1.82
(1,37)	1:A:104:ARG:HG3	2:B:77:ALA:O	20	1.82	0.11	1.82
(1,37)	1:A:104:ARG:HG3	2:B:78:GLY:C	20	1.82	0.11	1.82
(1,37)	1:A:104:ARG:HG3	2:B:78:GLY:CA	20	1.82	0.11	1.82
(1,37)	1:A:104:ARG:HG3	2:B:78:GLY:H	20	1.82	0.11	1.82
(1,37)	1:A:104:ARG:HG3	2:B:78:GLY:HA2	20	1.82	0.11	1.82
(1,37)	1:A:104:ARG:HG3	2:B:78:GLY:HA3	20	1.82	0.11	1.82
(1,37)	1:A:104:ARG:HG3	2:B:78:GLY:N	20	1.82	0.11	1.82
(1,37)	1:A:104:ARG:HG3	2:B:78:GLY:O	20	1.82	0.11	1.82
(1,37)	1:A:104:ARG:HG3	2:B:79:LYS:C	20	1.82	0.11	1.82
(1,37)	1:A:104:ARG:HG3	2:B:79:LYS:CA	20	1.82	0.11	1.82
(1,37)	1:A:104:ARG:HG3	2:B:79:LYS:CB	20	1.82	0.11	1.82
(1,37)	1:A:104:ARG:HG3	2:B:79:LYS:CD	20	1.82	0.11	1.82
(1,37)	1:A:104:ARG:HG3	2:B:79:LYS:CE	20	1.82	0.11	1.82
(1,37)	1:A:104:ARG:HG3	2:B:79:LYS:CG	20	1.82	0.11	1.82
(1,37)	1:A:104:ARG:HG3	2:B:79:LYS:H	20	1.82	0.11	1.82
(1,37)	1:A:104:ARG:HG3	2:B:79:LYS:HA	20	1.82	0.11	1.82

Continued on next page...

*Continued from previous page...*

Key	Atom-1	Atom-2	Models <sup>1</sup>	Mean (Å)	SD <sup>1</sup> (Å)	Median (Å)
(1,37)	1:A:104:ARG:HG3	2:B:79:LYS:HB2	20	1.82	0.11	1.82
(1,37)	1:A:104:ARG:HG3	2:B:79:LYS:HB3	20	1.82	0.11	1.82
(1,37)	1:A:104:ARG:HG3	2:B:79:LYS:HD2	20	1.82	0.11	1.82
(1,37)	1:A:104:ARG:HG3	2:B:79:LYS:HD3	20	1.82	0.11	1.82
(1,37)	1:A:104:ARG:HG3	2:B:79:LYS:HE2	20	1.82	0.11	1.82
(1,37)	1:A:104:ARG:HG3	2:B:79:LYS:HE3	20	1.82	0.11	1.82
(1,37)	1:A:104:ARG:HG3	2:B:79:LYS:HG2	20	1.82	0.11	1.82
(1,37)	1:A:104:ARG:HG3	2:B:79:LYS:HG3	20	1.82	0.11	1.82
(1,37)	1:A:104:ARG:HG3	2:B:79:LYS:HZ1	20	1.82	0.11	1.82
(1,37)	1:A:104:ARG:HG3	2:B:79:LYS:HZ2	20	1.82	0.11	1.82
(1,37)	1:A:104:ARG:HG3	2:B:79:LYS:HZ3	20	1.82	0.11	1.82
(1,37)	1:A:104:ARG:HG3	2:B:79:LYS:N	20	1.82	0.11	1.82
(1,37)	1:A:104:ARG:HG3	2:B:79:LYS:NZ	20	1.82	0.11	1.82
(1,37)	1:A:104:ARG:HG3	2:B:79:LYS:O	20	1.82	0.11	1.82
(1,37)	1:A:104:ARG:HG3	2:B:80:ILE:C	20	1.82	0.11	1.82
(1,37)	1:A:104:ARG:HG3	2:B:80:ILE:CA	20	1.82	0.11	1.82
(1,37)	1:A:104:ARG:HG3	2:B:80:ILE:CB	20	1.82	0.11	1.82
(1,37)	1:A:104:ARG:HG3	2:B:80:ILE:CD1	20	1.82	0.11	1.82
(1,37)	1:A:104:ARG:HG3	2:B:80:ILE:CG1	20	1.82	0.11	1.82
(1,37)	1:A:104:ARG:HG3	2:B:80:ILE:CG2	20	1.82	0.11	1.82
(1,37)	1:A:104:ARG:HG3	2:B:80:ILE:H	20	1.82	0.11	1.82
(1,37)	1:A:104:ARG:HG3	2:B:80:ILE:HA	20	1.82	0.11	1.82
(1,37)	1:A:104:ARG:HG3	2:B:80:ILE:HB	20	1.82	0.11	1.82
(1,37)	1:A:104:ARG:HG3	2:B:80:ILE:HD11	20	1.82	0.11	1.82
(1,37)	1:A:104:ARG:HG3	2:B:80:ILE:HD12	20	1.82	0.11	1.82
(1,37)	1:A:104:ARG:HG3	2:B:80:ILE:HD13	20	1.82	0.11	1.82
(1,37)	1:A:104:ARG:HG3	2:B:80:ILE:HG12	20	1.82	0.11	1.82
(1,37)	1:A:104:ARG:HG3	2:B:80:ILE:HG13	20	1.82	0.11	1.82
(1,37)	1:A:104:ARG:HG3	2:B:80:ILE:HG21	20	1.82	0.11	1.82
(1,37)	1:A:104:ARG:HG3	2:B:80:ILE:HG22	20	1.82	0.11	1.82
(1,37)	1:A:104:ARG:HG3	2:B:80:ILE:HG23	20	1.82	0.11	1.82
(1,37)	1:A:104:ARG:HG3	2:B:80:ILE:N	20	1.82	0.11	1.82
(1,37)	1:A:104:ARG:HG3	2:B:80:ILE:O	20	1.82	0.11	1.82
(1,37)	1:A:104:ARG:HG3	2:B:84:GLN:C	20	1.82	0.11	1.82
(1,37)	1:A:104:ARG:HG3	2:B:84:GLN:CA	20	1.82	0.11	1.82
(1,37)	1:A:104:ARG:HG3	2:B:84:GLN:CB	20	1.82	0.11	1.82
(1,37)	1:A:104:ARG:HG3	2:B:84:GLN:CD	20	1.82	0.11	1.82
(1,37)	1:A:104:ARG:HG3	2:B:84:GLN:CG	20	1.82	0.11	1.82
(1,37)	1:A:104:ARG:HG3	2:B:84:GLN:H	20	1.82	0.11	1.82
(1,37)	1:A:104:ARG:HG3	2:B:84:GLN:HA	20	1.82	0.11	1.82
(1,37)	1:A:104:ARG:HG3	2:B:84:GLN:HB2	20	1.82	0.11	1.82
(1,37)	1:A:104:ARG:HG3	2:B:84:GLN:HB3	20	1.82	0.11	1.82

*Continued on next page...*

Continued from previous page...

Key	Atom-1	Atom-2	Models <sup>1</sup>	Mean (Å)	SD <sup>1</sup> (Å)	Median (Å)
(1,37)	1:A:104:ARG:HG3	2:B:84:GLN:HE21	20	1.82	0.11	1.82
(1,37)	1:A:104:ARG:HG3	2:B:84:GLN:HE22	20	1.82	0.11	1.82
(1,37)	1:A:104:ARG:HG3	2:B:84:GLN:HG2	20	1.82	0.11	1.82
(1,37)	1:A:104:ARG:HG3	2:B:84:GLN:HG3	20	1.82	0.11	1.82
(1,37)	1:A:104:ARG:HG3	2:B:84:GLN:N	20	1.82	0.11	1.82
(1,37)	1:A:104:ARG:HG3	2:B:84:GLN:NE2	20	1.82	0.11	1.82
(1,37)	1:A:104:ARG:HG3	2:B:84:GLN:O	20	1.82	0.11	1.82
(1,37)	1:A:104:ARG:HG3	2:B:84:GLN:OE1	20	1.82	0.11	1.82
(1,37)	1:A:104:ARG:HG3	2:B:97:THR:C	20	1.82	0.11	1.82
(1,37)	1:A:104:ARG:HG3	2:B:97:THR:CA	20	1.82	0.11	1.82
(1,37)	1:A:104:ARG:HG3	2:B:97:THR:CB	20	1.82	0.11	1.82
(1,37)	1:A:104:ARG:HG3	2:B:97:THR:CG2	20	1.82	0.11	1.82
(1,37)	1:A:104:ARG:HG3	2:B:97:THR:H	20	1.82	0.11	1.82
(1,37)	1:A:104:ARG:HG3	2:B:97:THR:HA	20	1.82	0.11	1.82
(1,37)	1:A:104:ARG:HG3	2:B:97:THR:HB	20	1.82	0.11	1.82
(1,37)	1:A:104:ARG:HG3	2:B:97:THR:HG1	20	1.82	0.11	1.82
(1,37)	1:A:104:ARG:HG3	2:B:97:THR:HG21	20	1.82	0.11	1.82
(1,37)	1:A:104:ARG:HG3	2:B:97:THR:HG22	20	1.82	0.11	1.82
(1,37)	1:A:104:ARG:HG3	2:B:97:THR:HG23	20	1.82	0.11	1.82
(1,37)	1:A:104:ARG:HG3	2:B:97:THR:N	20	1.82	0.11	1.82
(1,37)	1:A:104:ARG:HG3	2:B:97:THR:O	20	1.82	0.11	1.82
(1,37)	1:A:104:ARG:HG3	2:B:97:THR:OG1	20	1.82	0.11	1.82
(1,37)	1:A:104:ARG:HG3	2:B:99:HIS:C	20	1.82	0.11	1.82
(1,37)	1:A:104:ARG:HG3	2:B:99:HIS:CA	20	1.82	0.11	1.82
(1,37)	1:A:104:ARG:HG3	2:B:99:HIS:CB	20	1.82	0.11	1.82
(1,37)	1:A:104:ARG:HG3	2:B:99:HIS:CD2	20	1.82	0.11	1.82
(1,37)	1:A:104:ARG:HG3	2:B:99:HIS:CE1	20	1.82	0.11	1.82
(1,37)	1:A:104:ARG:HG3	2:B:99:HIS:CG	20	1.82	0.11	1.82
(1,37)	1:A:104:ARG:HG3	2:B:99:HIS:H	20	1.82	0.11	1.82
(1,37)	1:A:104:ARG:HG3	2:B:99:HIS:HA	20	1.82	0.11	1.82
(1,37)	1:A:104:ARG:HG3	2:B:99:HIS:HB2	20	1.82	0.11	1.82
(1,37)	1:A:104:ARG:HG3	2:B:99:HIS:HB3	20	1.82	0.11	1.82
(1,37)	1:A:104:ARG:HG3	2:B:99:HIS:HD1	20	1.82	0.11	1.82
(1,37)	1:A:104:ARG:HG3	2:B:99:HIS:HD2	20	1.82	0.11	1.82
(1,37)	1:A:104:ARG:HG3	2:B:99:HIS:HE1	20	1.82	0.11	1.82
(1,37)	1:A:104:ARG:HG3	2:B:99:HIS:HE2	20	1.82	0.11	1.82
(1,37)	1:A:104:ARG:HG3	2:B:99:HIS:N	20	1.82	0.11	1.82
(1,37)	1:A:104:ARG:HG3	2:B:99:HIS:ND1	20	1.82	0.11	1.82
(1,37)	1:A:104:ARG:HG3	2:B:99:HIS:NE2	20	1.82	0.11	1.82
(1,37)	1:A:104:ARG:HG3	2:B:99:HIS:O	20	1.82	0.11	1.82
(1,37)	1:A:104:ARG:HG3	2:B:101:VAL:C	20	1.82	0.11	1.82
(1,37)	1:A:104:ARG:HG3	2:B:101:VAL:CA	20	1.82	0.11	1.82

Continued on next page...

Continued from previous page...

Key	Atom-1	Atom-2	Models <sup>1</sup>	Mean (Å)	SD <sup>1</sup> (Å)	Median (Å)
(1,37)	1:A:104:ARG:HG3	2:B:101:VAL:CB	20	1.82	0.11	1.82
(1,37)	1:A:104:ARG:HG3	2:B:101:VAL:CG1	20	1.82	0.11	1.82
(1,37)	1:A:104:ARG:HG3	2:B:101:VAL:CG2	20	1.82	0.11	1.82
(1,37)	1:A:104:ARG:HG3	2:B:101:VAL:H	20	1.82	0.11	1.82
(1,37)	1:A:104:ARG:HG3	2:B:101:VAL:HA	20	1.82	0.11	1.82
(1,37)	1:A:104:ARG:HG3	2:B:101:VAL:HB	20	1.82	0.11	1.82
(1,37)	1:A:104:ARG:HG3	2:B:101:VAL:HG11	20	1.82	0.11	1.82
(1,37)	1:A:104:ARG:HG3	2:B:101:VAL:HG12	20	1.82	0.11	1.82
(1,37)	1:A:104:ARG:HG3	2:B:101:VAL:HG13	20	1.82	0.11	1.82
(1,37)	1:A:104:ARG:HG3	2:B:101:VAL:HG21	20	1.82	0.11	1.82
(1,37)	1:A:104:ARG:HG3	2:B:101:VAL:HG22	20	1.82	0.11	1.82
(1,37)	1:A:104:ARG:HG3	2:B:101:VAL:HG23	20	1.82	0.11	1.82
(1,37)	1:A:104:ARG:HG3	2:B:101:VAL:N	20	1.82	0.11	1.82
(1,37)	1:A:104:ARG:HG3	2:B:101:VAL:O	20	1.82	0.11	1.82
(1,37)	1:A:104:ARG:HH11	2:B:75:ILE:C	20	1.82	0.11	1.82
(1,37)	1:A:104:ARG:HH11	2:B:75:ILE:CA	20	1.82	0.11	1.82
(1,37)	1:A:104:ARG:HH11	2:B:75:ILE:CB	20	1.82	0.11	1.82
(1,37)	1:A:104:ARG:HH11	2:B:75:ILE:CD1	20	1.82	0.11	1.82
(1,37)	1:A:104:ARG:HH11	2:B:75:ILE:CG1	20	1.82	0.11	1.82
(1,37)	1:A:104:ARG:HH11	2:B:75:ILE:CG2	20	1.82	0.11	1.82
(1,37)	1:A:104:ARG:HH11	2:B:75:ILE:H	20	1.82	0.11	1.82
(1,37)	1:A:104:ARG:HH11	2:B:75:ILE:HA	20	1.82	0.11	1.82
(1,37)	1:A:104:ARG:HH11	2:B:75:ILE:HB	20	1.82	0.11	1.82
(1,37)	1:A:104:ARG:HH11	2:B:75:ILE:HD11	20	1.82	0.11	1.82
(1,37)	1:A:104:ARG:HH11	2:B:75:ILE:HD12	20	1.82	0.11	1.82
(1,37)	1:A:104:ARG:HH11	2:B:75:ILE:HD13	20	1.82	0.11	1.82
(1,37)	1:A:104:ARG:HH11	2:B:75:ILE:HG12	20	1.82	0.11	1.82
(1,37)	1:A:104:ARG:HH11	2:B:75:ILE:HG13	20	1.82	0.11	1.82
(1,37)	1:A:104:ARG:HH11	2:B:75:ILE:HG21	20	1.82	0.11	1.82
(1,37)	1:A:104:ARG:HH11	2:B:75:ILE:HG22	20	1.82	0.11	1.82
(1,37)	1:A:104:ARG:HH11	2:B:75:ILE:HG23	20	1.82	0.11	1.82
(1,37)	1:A:104:ARG:HH11	2:B:75:ILE:N	20	1.82	0.11	1.82
(1,37)	1:A:104:ARG:HH11	2:B:75:ILE:O	20	1.82	0.11	1.82
(1,37)	1:A:104:ARG:HH11	2:B:77:ALA:C	20	1.82	0.11	1.82
(1,37)	1:A:104:ARG:HH11	2:B:77:ALA:CA	20	1.82	0.11	1.82
(1,37)	1:A:104:ARG:HH11	2:B:77:ALA:CB	20	1.82	0.11	1.82
(1,37)	1:A:104:ARG:HH11	2:B:77:ALA:H	20	1.82	0.11	1.82
(1,37)	1:A:104:ARG:HH11	2:B:77:ALA:HA	20	1.82	0.11	1.82
(1,37)	1:A:104:ARG:HH11	2:B:77:ALA:HB1	20	1.82	0.11	1.82
(1,37)	1:A:104:ARG:HH11	2:B:77:ALA:HB2	20	1.82	0.11	1.82
(1,37)	1:A:104:ARG:HH11	2:B:77:ALA:HB3	20	1.82	0.11	1.82
(1,37)	1:A:104:ARG:HH11	2:B:77:ALA:N	20	1.82	0.11	1.82

Continued on next page...

*Continued from previous page...*

Key	Atom-1	Atom-2	Models <sup>1</sup>	Mean (Å)	SD <sup>1</sup> (Å)	Median (Å)
(1,37)	1:A:104:ARG:HH11	2:B:77:ALA:O	20	1.82	0.11	1.82
(1,37)	1:A:104:ARG:HH11	2:B:78:GLY:C	20	1.82	0.11	1.82
(1,37)	1:A:104:ARG:HH11	2:B:78:GLY:CA	20	1.82	0.11	1.82
(1,37)	1:A:104:ARG:HH11	2:B:78:GLY:H	20	1.82	0.11	1.82
(1,37)	1:A:104:ARG:HH11	2:B:78:GLY:HA2	20	1.82	0.11	1.82
(1,37)	1:A:104:ARG:HH11	2:B:78:GLY:HA3	20	1.82	0.11	1.82
(1,37)	1:A:104:ARG:HH11	2:B:78:GLY:N	20	1.82	0.11	1.82
(1,37)	1:A:104:ARG:HH11	2:B:78:GLY:O	20	1.82	0.11	1.82
(1,37)	1:A:104:ARG:HH11	2:B:79:LYS:C	20	1.82	0.11	1.82
(1,37)	1:A:104:ARG:HH11	2:B:79:LYS:CA	20	1.82	0.11	1.82
(1,37)	1:A:104:ARG:HH11	2:B:79:LYS:CB	20	1.82	0.11	1.82
(1,37)	1:A:104:ARG:HH11	2:B:79:LYS:CD	20	1.82	0.11	1.82
(1,37)	1:A:104:ARG:HH11	2:B:79:LYS:CE	20	1.82	0.11	1.82
(1,37)	1:A:104:ARG:HH11	2:B:79:LYS:CG	20	1.82	0.11	1.82
(1,37)	1:A:104:ARG:HH11	2:B:79:LYS:H	20	1.82	0.11	1.82
(1,37)	1:A:104:ARG:HH11	2:B:79:LYS:HA	20	1.82	0.11	1.82
(1,37)	1:A:104:ARG:HH11	2:B:79:LYS:HB2	20	1.82	0.11	1.82
(1,37)	1:A:104:ARG:HH11	2:B:79:LYS:HB3	20	1.82	0.11	1.82
(1,37)	1:A:104:ARG:HH11	2:B:79:LYS:HD2	20	1.82	0.11	1.82
(1,37)	1:A:104:ARG:HH11	2:B:79:LYS:HD3	20	1.82	0.11	1.82
(1,37)	1:A:104:ARG:HH11	2:B:79:LYS:HE2	20	1.82	0.11	1.82
(1,37)	1:A:104:ARG:HH11	2:B:79:LYS:HE3	20	1.82	0.11	1.82
(1,37)	1:A:104:ARG:HH11	2:B:79:LYS:HG2	20	1.82	0.11	1.82
(1,37)	1:A:104:ARG:HH11	2:B:79:LYS:HG3	20	1.82	0.11	1.82
(1,37)	1:A:104:ARG:HH11	2:B:79:LYS:HZ1	20	1.82	0.11	1.82
(1,37)	1:A:104:ARG:HH11	2:B:79:LYS:HZ2	20	1.82	0.11	1.82
(1,37)	1:A:104:ARG:HH11	2:B:79:LYS:HZ3	20	1.82	0.11	1.82
(1,37)	1:A:104:ARG:HH11	2:B:79:LYS:N	20	1.82	0.11	1.82
(1,37)	1:A:104:ARG:HH11	2:B:79:LYS:NZ	20	1.82	0.11	1.82
(1,37)	1:A:104:ARG:HH11	2:B:79:LYS:O	20	1.82	0.11	1.82
(1,37)	1:A:104:ARG:HH11	2:B:80:ILE:C	20	1.82	0.11	1.82
(1,37)	1:A:104:ARG:HH11	2:B:80:ILE:CA	20	1.82	0.11	1.82
(1,37)	1:A:104:ARG:HH11	2:B:80:ILE:CB	20	1.82	0.11	1.82
(1,37)	1:A:104:ARG:HH11	2:B:80:ILE:CD1	20	1.82	0.11	1.82
(1,37)	1:A:104:ARG:HH11	2:B:80:ILE:CG1	20	1.82	0.11	1.82
(1,37)	1:A:104:ARG:HH11	2:B:80:ILE:CG2	20	1.82	0.11	1.82
(1,37)	1:A:104:ARG:HH11	2:B:80:ILE:H	20	1.82	0.11	1.82
(1,37)	1:A:104:ARG:HH11	2:B:80:ILE:HA	20	1.82	0.11	1.82
(1,37)	1:A:104:ARG:HH11	2:B:80:ILE:HB	20	1.82	0.11	1.82
(1,37)	1:A:104:ARG:HH11	2:B:80:ILE:HD11	20	1.82	0.11	1.82
(1,37)	1:A:104:ARG:HH11	2:B:80:ILE:HD12	20	1.82	0.11	1.82
(1,37)	1:A:104:ARG:HH11	2:B:80:ILE:HD13	20	1.82	0.11	1.82

*Continued on next page...*

*Continued from previous page...*

Key	Atom-1	Atom-2	Models <sup>1</sup>	Mean (Å)	SD <sup>1</sup> (Å)	Median (Å)
(1,37)	1:A:104:ARG:HH11	2:B:80:ILE:HG12	20	1.82	0.11	1.82
(1,37)	1:A:104:ARG:HH11	2:B:80:ILE:HG13	20	1.82	0.11	1.82
(1,37)	1:A:104:ARG:HH11	2:B:80:ILE:HG21	20	1.82	0.11	1.82
(1,37)	1:A:104:ARG:HH11	2:B:80:ILE:HG22	20	1.82	0.11	1.82
(1,37)	1:A:104:ARG:HH11	2:B:80:ILE:HG23	20	1.82	0.11	1.82
(1,37)	1:A:104:ARG:HH11	2:B:80:ILE:N	20	1.82	0.11	1.82
(1,37)	1:A:104:ARG:HH11	2:B:80:ILE:O	20	1.82	0.11	1.82
(1,37)	1:A:104:ARG:HH11	2:B:84:GLN:C	20	1.82	0.11	1.82
(1,37)	1:A:104:ARG:HH11	2:B:84:GLN:CA	20	1.82	0.11	1.82
(1,37)	1:A:104:ARG:HH11	2:B:84:GLN:CB	20	1.82	0.11	1.82
(1,37)	1:A:104:ARG:HH11	2:B:84:GLN:CD	20	1.82	0.11	1.82
(1,37)	1:A:104:ARG:HH11	2:B:84:GLN:CG	20	1.82	0.11	1.82
(1,37)	1:A:104:ARG:HH11	2:B:84:GLN:H	20	1.82	0.11	1.82
(1,37)	1:A:104:ARG:HH11	2:B:84:GLN:HA	20	1.82	0.11	1.82
(1,37)	1:A:104:ARG:HH11	2:B:84:GLN:HB2	20	1.82	0.11	1.82
(1,37)	1:A:104:ARG:HH11	2:B:84:GLN:HB3	20	1.82	0.11	1.82
(1,37)	1:A:104:ARG:HH11	2:B:84:GLN:HE21	20	1.82	0.11	1.82
(1,37)	1:A:104:ARG:HH11	2:B:84:GLN:HE22	20	1.82	0.11	1.82
(1,37)	1:A:104:ARG:HH11	2:B:84:GLN:HG2	20	1.82	0.11	1.82
(1,37)	1:A:104:ARG:HH11	2:B:84:GLN:HG3	20	1.82	0.11	1.82
(1,37)	1:A:104:ARG:HH11	2:B:84:GLN:N	20	1.82	0.11	1.82
(1,37)	1:A:104:ARG:HH11	2:B:84:GLN:NE2	20	1.82	0.11	1.82
(1,37)	1:A:104:ARG:HH11	2:B:84:GLN:O	20	1.82	0.11	1.82
(1,37)	1:A:104:ARG:HH11	2:B:84:GLN:OE1	20	1.82	0.11	1.82
(1,37)	1:A:104:ARG:HH11	2:B:97:THR:C	20	1.82	0.11	1.82
(1,37)	1:A:104:ARG:HH11	2:B:97:THR:CA	20	1.82	0.11	1.82
(1,37)	1:A:104:ARG:HH11	2:B:97:THR:CB	20	1.82	0.11	1.82
(1,37)	1:A:104:ARG:HH11	2:B:97:THR:CG2	20	1.82	0.11	1.82
(1,37)	1:A:104:ARG:HH11	2:B:97:THR:H	20	1.82	0.11	1.82
(1,37)	1:A:104:ARG:HH11	2:B:97:THR:HA	20	1.82	0.11	1.82
(1,37)	1:A:104:ARG:HH11	2:B:97:THR:HB	20	1.82	0.11	1.82
(1,37)	1:A:104:ARG:HH11	2:B:97:THR:HG1	20	1.82	0.11	1.82
(1,37)	1:A:104:ARG:HH11	2:B:97:THR:HG21	20	1.82	0.11	1.82
(1,37)	1:A:104:ARG:HH11	2:B:97:THR:HG22	20	1.82	0.11	1.82
(1,37)	1:A:104:ARG:HH11	2:B:97:THR:HG23	20	1.82	0.11	1.82
(1,37)	1:A:104:ARG:HH11	2:B:97:THR:N	20	1.82	0.11	1.82
(1,37)	1:A:104:ARG:HH11	2:B:97:THR:O	20	1.82	0.11	1.82
(1,37)	1:A:104:ARG:HH11	2:B:97:THR:OG1	20	1.82	0.11	1.82
(1,37)	1:A:104:ARG:HH11	2:B:99:HIS:C	20	1.82	0.11	1.82
(1,37)	1:A:104:ARG:HH11	2:B:99:HIS:CA	20	1.82	0.11	1.82
(1,37)	1:A:104:ARG:HH11	2:B:99:HIS:CB	20	1.82	0.11	1.82
(1,37)	1:A:104:ARG:HH11	2:B:99:HIS:CD2	20	1.82	0.11	1.82

*Continued on next page...*

*Continued from previous page...*

Key	Atom-1	Atom-2	Models <sup>1</sup>	Mean (Å)	SD <sup>1</sup> (Å)	Median (Å)
(1,37)	1:A:104:ARG:HH11	2:B:99:HIS:CE1	20	1.82	0.11	1.82
(1,37)	1:A:104:ARG:HH11	2:B:99:HIS:CG	20	1.82	0.11	1.82
(1,37)	1:A:104:ARG:HH11	2:B:99:HIS:H	20	1.82	0.11	1.82
(1,37)	1:A:104:ARG:HH11	2:B:99:HIS:HA	20	1.82	0.11	1.82
(1,37)	1:A:104:ARG:HH11	2:B:99:HIS:HB2	20	1.82	0.11	1.82
(1,37)	1:A:104:ARG:HH11	2:B:99:HIS:HB3	20	1.82	0.11	1.82
(1,37)	1:A:104:ARG:HH11	2:B:99:HIS:HD1	20	1.82	0.11	1.82
(1,37)	1:A:104:ARG:HH11	2:B:99:HIS:HD2	20	1.82	0.11	1.82
(1,37)	1:A:104:ARG:HH11	2:B:99:HIS:HE1	20	1.82	0.11	1.82
(1,37)	1:A:104:ARG:HH11	2:B:99:HIS:HE2	20	1.82	0.11	1.82
(1,37)	1:A:104:ARG:HH11	2:B:99:HIS:N	20	1.82	0.11	1.82
(1,37)	1:A:104:ARG:HH11	2:B:99:HIS:ND1	20	1.82	0.11	1.82
(1,37)	1:A:104:ARG:HH11	2:B:99:HIS:NE2	20	1.82	0.11	1.82
(1,37)	1:A:104:ARG:HH11	2:B:99:HIS:O	20	1.82	0.11	1.82
(1,37)	1:A:104:ARG:HH11	2:B:101:VAL:C	20	1.82	0.11	1.82
(1,37)	1:A:104:ARG:HH11	2:B:101:VAL:CA	20	1.82	0.11	1.82
(1,37)	1:A:104:ARG:HH11	2:B:101:VAL:CB	20	1.82	0.11	1.82
(1,37)	1:A:104:ARG:HH11	2:B:101:VAL:CG1	20	1.82	0.11	1.82
(1,37)	1:A:104:ARG:HH11	2:B:101:VAL:CG2	20	1.82	0.11	1.82
(1,37)	1:A:104:ARG:HH11	2:B:101:VAL:H	20	1.82	0.11	1.82
(1,37)	1:A:104:ARG:HH11	2:B:101:VAL:HA	20	1.82	0.11	1.82
(1,37)	1:A:104:ARG:HH11	2:B:101:VAL:HB	20	1.82	0.11	1.82
(1,37)	1:A:104:ARG:HH11	2:B:101:VAL:HG11	20	1.82	0.11	1.82
(1,37)	1:A:104:ARG:HH11	2:B:101:VAL:HG12	20	1.82	0.11	1.82
(1,37)	1:A:104:ARG:HH11	2:B:101:VAL:HG13	20	1.82	0.11	1.82
(1,37)	1:A:104:ARG:HH11	2:B:101:VAL:HG21	20	1.82	0.11	1.82
(1,37)	1:A:104:ARG:HH11	2:B:101:VAL:HG22	20	1.82	0.11	1.82
(1,37)	1:A:104:ARG:HH11	2:B:101:VAL:HG23	20	1.82	0.11	1.82
(1,37)	1:A:104:ARG:HH11	2:B:101:VAL:N	20	1.82	0.11	1.82
(1,37)	1:A:104:ARG:HH11	2:B:101:VAL:O	20	1.82	0.11	1.82
(1,37)	1:A:104:ARG:HH12	2:B:75:ILE:C	20	1.82	0.11	1.82
(1,37)	1:A:104:ARG:HH12	2:B:75:ILE:CA	20	1.82	0.11	1.82
(1,37)	1:A:104:ARG:HH12	2:B:75:ILE:CB	20	1.82	0.11	1.82
(1,37)	1:A:104:ARG:HH12	2:B:75:ILE:CD1	20	1.82	0.11	1.82
(1,37)	1:A:104:ARG:HH12	2:B:75:ILE:CG1	20	1.82	0.11	1.82
(1,37)	1:A:104:ARG:HH12	2:B:75:ILE:CG2	20	1.82	0.11	1.82
(1,37)	1:A:104:ARG:HH12	2:B:75:ILE:H	20	1.82	0.11	1.82
(1,37)	1:A:104:ARG:HH12	2:B:75:ILE:HA	20	1.82	0.11	1.82
(1,37)	1:A:104:ARG:HH12	2:B:75:ILE:HB	20	1.82	0.11	1.82
(1,37)	1:A:104:ARG:HH12	2:B:75:ILE:HD11	20	1.82	0.11	1.82
(1,37)	1:A:104:ARG:HH12	2:B:75:ILE:HD12	20	1.82	0.11	1.82
(1,37)	1:A:104:ARG:HH12	2:B:75:ILE:HD13	20	1.82	0.11	1.82

*Continued on next page...*

Continued from previous page...

Key	Atom-1	Atom-2	Models <sup>1</sup>	Mean (Å)	SD <sup>1</sup> (Å)	Median (Å)
(1,37)	1:A:104:ARG:HH12	2:B:75:ILE:HG12	20	1.82	0.11	1.82
(1,37)	1:A:104:ARG:HH12	2:B:75:ILE:HG13	20	1.82	0.11	1.82
(1,37)	1:A:104:ARG:HH12	2:B:75:ILE:HG21	20	1.82	0.11	1.82
(1,37)	1:A:104:ARG:HH12	2:B:75:ILE:HG22	20	1.82	0.11	1.82
(1,37)	1:A:104:ARG:HH12	2:B:75:ILE:HG23	20	1.82	0.11	1.82
(1,37)	1:A:104:ARG:HH12	2:B:75:ILE:N	20	1.82	0.11	1.82
(1,37)	1:A:104:ARG:HH12	2:B:75:ILE:O	20	1.82	0.11	1.82
(1,37)	1:A:104:ARG:HH12	2:B:77:ALA:C	20	1.82	0.11	1.82
(1,37)	1:A:104:ARG:HH12	2:B:77:ALA:CA	20	1.82	0.11	1.82
(1,37)	1:A:104:ARG:HH12	2:B:77:ALA:CB	20	1.82	0.11	1.82
(1,37)	1:A:104:ARG:HH12	2:B:77:ALA:H	20	1.82	0.11	1.82
(1,37)	1:A:104:ARG:HH12	2:B:77:ALA:HA	20	1.82	0.11	1.82
(1,37)	1:A:104:ARG:HH12	2:B:77:ALA:HB1	20	1.82	0.11	1.82
(1,37)	1:A:104:ARG:HH12	2:B:77:ALA:HB2	20	1.82	0.11	1.82
(1,37)	1:A:104:ARG:HH12	2:B:77:ALA:HB3	20	1.82	0.11	1.82
(1,37)	1:A:104:ARG:HH12	2:B:77:ALA:N	20	1.82	0.11	1.82
(1,37)	1:A:104:ARG:HH12	2:B:77:ALA:O	20	1.82	0.11	1.82
(1,37)	1:A:104:ARG:HH12	2:B:78:GLY:C	20	1.82	0.11	1.82
(1,37)	1:A:104:ARG:HH12	2:B:78:GLY:CA	20	1.82	0.11	1.82
(1,37)	1:A:104:ARG:HH12	2:B:78:GLY:H	20	1.82	0.11	1.82
(1,37)	1:A:104:ARG:HH12	2:B:78:GLY:HA2	20	1.82	0.11	1.82
(1,37)	1:A:104:ARG:HH12	2:B:78:GLY:HA3	20	1.82	0.11	1.82
(1,37)	1:A:104:ARG:HH12	2:B:78:GLY:N	20	1.82	0.11	1.82
(1,37)	1:A:104:ARG:HH12	2:B:78:GLY:O	20	1.82	0.11	1.82
(1,37)	1:A:104:ARG:HH12	2:B:79:LYS:C	20	1.82	0.11	1.82
(1,37)	1:A:104:ARG:HH12	2:B:79:LYS:CA	20	1.82	0.11	1.82
(1,37)	1:A:104:ARG:HH12	2:B:79:LYS:CB	20	1.82	0.11	1.82
(1,37)	1:A:104:ARG:HH12	2:B:79:LYS:CD	20	1.82	0.11	1.82
(1,37)	1:A:104:ARG:HH12	2:B:79:LYS:CE	20	1.82	0.11	1.82
(1,37)	1:A:104:ARG:HH12	2:B:79:LYS:CG	20	1.82	0.11	1.82
(1,37)	1:A:104:ARG:HH12	2:B:79:LYS:H	20	1.82	0.11	1.82
(1,37)	1:A:104:ARG:HH12	2:B:79:LYS:HA	20	1.82	0.11	1.82
(1,37)	1:A:104:ARG:HH12	2:B:79:LYS:HB2	20	1.82	0.11	1.82
(1,37)	1:A:104:ARG:HH12	2:B:79:LYS:HB3	20	1.82	0.11	1.82
(1,37)	1:A:104:ARG:HH12	2:B:79:LYS:HD2	20	1.82	0.11	1.82
(1,37)	1:A:104:ARG:HH12	2:B:79:LYS:HD3	20	1.82	0.11	1.82
(1,37)	1:A:104:ARG:HH12	2:B:79:LYS:HE2	20	1.82	0.11	1.82
(1,37)	1:A:104:ARG:HH12	2:B:79:LYS:HE3	20	1.82	0.11	1.82
(1,37)	1:A:104:ARG:HH12	2:B:79:LYS:HG2	20	1.82	0.11	1.82
(1,37)	1:A:104:ARG:HH12	2:B:79:LYS:HG3	20	1.82	0.11	1.82
(1,37)	1:A:104:ARG:HH12	2:B:79:LYS:HZ1	20	1.82	0.11	1.82
(1,37)	1:A:104:ARG:HH12	2:B:79:LYS:HZ2	20	1.82	0.11	1.82

Continued on next page...



Continued from previous page...

Key	Atom-1	Atom-2	Models <sup>1</sup>	Mean (Å)	SD <sup>1</sup> (Å)	Median (Å)
(1,37)	1:A:104:ARG:HH12	2:B:79:LYS:HZ3	20	1.82	0.11	1.82
(1,37)	1:A:104:ARG:HH12	2:B:79:LYS:N	20	1.82	0.11	1.82
(1,37)	1:A:104:ARG:HH12	2:B:79:LYS:NZ	20	1.82	0.11	1.82
(1,37)	1:A:104:ARG:HH12	2:B:79:LYS:O	20	1.82	0.11	1.82
(1,37)	1:A:104:ARG:HH12	2:B:80:ILE:C	20	1.82	0.11	1.82
(1,37)	1:A:104:ARG:HH12	2:B:80:ILE:CA	20	1.82	0.11	1.82
(1,37)	1:A:104:ARG:HH12	2:B:80:ILE:CB	20	1.82	0.11	1.82
(1,37)	1:A:104:ARG:HH12	2:B:80:ILE:CD1	20	1.82	0.11	1.82
(1,37)	1:A:104:ARG:HH12	2:B:80:ILE:CG1	20	1.82	0.11	1.82
(1,37)	1:A:104:ARG:HH12	2:B:80:ILE:CG2	20	1.82	0.11	1.82
(1,37)	1:A:104:ARG:HH12	2:B:80:ILE:H	20	1.82	0.11	1.82
(1,37)	1:A:104:ARG:HH12	2:B:80:ILE:HA	20	1.82	0.11	1.82
(1,37)	1:A:104:ARG:HH12	2:B:80:ILE:HB	20	1.82	0.11	1.82
(1,37)	1:A:104:ARG:HH12	2:B:80:ILE:HD11	20	1.82	0.11	1.82
(1,37)	1:A:104:ARG:HH12	2:B:80:ILE:HD12	20	1.82	0.11	1.82
(1,37)	1:A:104:ARG:HH12	2:B:80:ILE:HD13	20	1.82	0.11	1.82
(1,37)	1:A:104:ARG:HH12	2:B:80:ILE:HG12	20	1.82	0.11	1.82
(1,37)	1:A:104:ARG:HH12	2:B:80:ILE:HG13	20	1.82	0.11	1.82
(1,37)	1:A:104:ARG:HH12	2:B:80:ILE:HG21	20	1.82	0.11	1.82
(1,37)	1:A:104:ARG:HH12	2:B:80:ILE:HG22	20	1.82	0.11	1.82
(1,37)	1:A:104:ARG:HH12	2:B:80:ILE:HG23	20	1.82	0.11	1.82
(1,37)	1:A:104:ARG:HH12	2:B:80:ILE:N	20	1.82	0.11	1.82
(1,37)	1:A:104:ARG:HH12	2:B:80:ILE:O	20	1.82	0.11	1.82
(1,37)	1:A:104:ARG:HH12	2:B:84:GLN:C	20	1.82	0.11	1.82
(1,37)	1:A:104:ARG:HH12	2:B:84:GLN:CA	20	1.82	0.11	1.82
(1,37)	1:A:104:ARG:HH12	2:B:84:GLN:CB	20	1.82	0.11	1.82
(1,37)	1:A:104:ARG:HH12	2:B:84:GLN:CD	20	1.82	0.11	1.82
(1,37)	1:A:104:ARG:HH12	2:B:84:GLN:CG	20	1.82	0.11	1.82
(1,37)	1:A:104:ARG:HH12	2:B:84:GLN:H	20	1.82	0.11	1.82
(1,37)	1:A:104:ARG:HH12	2:B:84:GLN:HA	20	1.82	0.11	1.82
(1,37)	1:A:104:ARG:HH12	2:B:84:GLN:HB2	20	1.82	0.11	1.82
(1,37)	1:A:104:ARG:HH12	2:B:84:GLN:HB3	20	1.82	0.11	1.82
(1,37)	1:A:104:ARG:HH12	2:B:84:GLN:HE21	20	1.82	0.11	1.82
(1,37)	1:A:104:ARG:HH12	2:B:84:GLN:HE22	20	1.82	0.11	1.82
(1,37)	1:A:104:ARG:HH12	2:B:84:GLN:HG2	20	1.82	0.11	1.82
(1,37)	1:A:104:ARG:HH12	2:B:84:GLN:HG3	20	1.82	0.11	1.82
(1,37)	1:A:104:ARG:HH12	2:B:84:GLN:N	20	1.82	0.11	1.82
(1,37)	1:A:104:ARG:HH12	2:B:84:GLN:NE2	20	1.82	0.11	1.82
(1,37)	1:A:104:ARG:HH12	2:B:84:GLN:O	20	1.82	0.11	1.82
(1,37)	1:A:104:ARG:HH12	2:B:84:GLN:OE1	20	1.82	0.11	1.82
(1,37)	1:A:104:ARG:HH12	2:B:97:THR:C	20	1.82	0.11	1.82
(1,37)	1:A:104:ARG:HH12	2:B:97:THR:CA	20	1.82	0.11	1.82

Continued on next page...

*Continued from previous page...*

Key	Atom-1	Atom-2	Models <sup>1</sup>	Mean (Å)	SD <sup>1</sup> (Å)	Median (Å)
(1,37)	1:A:104:ARG:HH12	2:B:97:THR:CB	20	1.82	0.11	1.82
(1,37)	1:A:104:ARG:HH12	2:B:97:THR:CG2	20	1.82	0.11	1.82
(1,37)	1:A:104:ARG:HH12	2:B:97:THR:H	20	1.82	0.11	1.82
(1,37)	1:A:104:ARG:HH12	2:B:97:THR:HA	20	1.82	0.11	1.82
(1,37)	1:A:104:ARG:HH12	2:B:97:THR:HB	20	1.82	0.11	1.82
(1,37)	1:A:104:ARG:HH12	2:B:97:THR:HG1	20	1.82	0.11	1.82
(1,37)	1:A:104:ARG:HH12	2:B:97:THR:HG21	20	1.82	0.11	1.82
(1,37)	1:A:104:ARG:HH12	2:B:97:THR:HG22	20	1.82	0.11	1.82
(1,37)	1:A:104:ARG:HH12	2:B:97:THR:HG23	20	1.82	0.11	1.82
(1,37)	1:A:104:ARG:HH12	2:B:97:THR:N	20	1.82	0.11	1.82
(1,37)	1:A:104:ARG:HH12	2:B:97:THR:O	20	1.82	0.11	1.82
(1,37)	1:A:104:ARG:HH12	2:B:97:THR:OG1	20	1.82	0.11	1.82
(1,37)	1:A:104:ARG:HH12	2:B:99:HIS:C	20	1.82	0.11	1.82
(1,37)	1:A:104:ARG:HH12	2:B:99:HIS:CA	20	1.82	0.11	1.82
(1,37)	1:A:104:ARG:HH12	2:B:99:HIS:CB	20	1.82	0.11	1.82
(1,37)	1:A:104:ARG:HH12	2:B:99:HIS:CD2	20	1.82	0.11	1.82
(1,37)	1:A:104:ARG:HH12	2:B:99:HIS:CE1	20	1.82	0.11	1.82
(1,37)	1:A:104:ARG:HH12	2:B:99:HIS:CG	20	1.82	0.11	1.82
(1,37)	1:A:104:ARG:HH12	2:B:99:HIS:H	20	1.82	0.11	1.82
(1,37)	1:A:104:ARG:HH12	2:B:99:HIS:HA	20	1.82	0.11	1.82
(1,37)	1:A:104:ARG:HH12	2:B:99:HIS:HB2	20	1.82	0.11	1.82
(1,37)	1:A:104:ARG:HH12	2:B:99:HIS:HB3	20	1.82	0.11	1.82
(1,37)	1:A:104:ARG:HH12	2:B:99:HIS:HD1	20	1.82	0.11	1.82
(1,37)	1:A:104:ARG:HH12	2:B:99:HIS:HD2	20	1.82	0.11	1.82
(1,37)	1:A:104:ARG:HH12	2:B:99:HIS:HE1	20	1.82	0.11	1.82
(1,37)	1:A:104:ARG:HH12	2:B:99:HIS:HE2	20	1.82	0.11	1.82
(1,37)	1:A:104:ARG:HH12	2:B:99:HIS:N	20	1.82	0.11	1.82
(1,37)	1:A:104:ARG:HH12	2:B:99:HIS:ND1	20	1.82	0.11	1.82
(1,37)	1:A:104:ARG:HH12	2:B:99:HIS:NE2	20	1.82	0.11	1.82
(1,37)	1:A:104:ARG:HH12	2:B:99:HIS:O	20	1.82	0.11	1.82
(1,37)	1:A:104:ARG:HH12	2:B:101:VAL:C	20	1.82	0.11	1.82
(1,37)	1:A:104:ARG:HH12	2:B:101:VAL:CA	20	1.82	0.11	1.82
(1,37)	1:A:104:ARG:HH12	2:B:101:VAL:CB	20	1.82	0.11	1.82
(1,37)	1:A:104:ARG:HH12	2:B:101:VAL:CG1	20	1.82	0.11	1.82
(1,37)	1:A:104:ARG:HH12	2:B:101:VAL:CG2	20	1.82	0.11	1.82
(1,37)	1:A:104:ARG:HH12	2:B:101:VAL:H	20	1.82	0.11	1.82
(1,37)	1:A:104:ARG:HH12	2:B:101:VAL:HA	20	1.82	0.11	1.82
(1,37)	1:A:104:ARG:HH12	2:B:101:VAL:HB	20	1.82	0.11	1.82
(1,37)	1:A:104:ARG:HH12	2:B:101:VAL:HG11	20	1.82	0.11	1.82
(1,37)	1:A:104:ARG:HH12	2:B:101:VAL:HG12	20	1.82	0.11	1.82
(1,37)	1:A:104:ARG:HH12	2:B:101:VAL:HG13	20	1.82	0.11	1.82
(1,37)	1:A:104:ARG:HH12	2:B:101:VAL:HG21	20	1.82	0.11	1.82

*Continued on next page...*

Continued from previous page...

Key	Atom-1	Atom-2	Models <sup>1</sup>	Mean (Å)	SD <sup>1</sup> (Å)	Median (Å)
(1,37)	1:A:104:ARG:HH12	2:B:101:VAL:HG22	20	1.82	0.11	1.82
(1,37)	1:A:104:ARG:HH12	2:B:101:VAL:HG23	20	1.82	0.11	1.82
(1,37)	1:A:104:ARG:HH12	2:B:101:VAL:N	20	1.82	0.11	1.82
(1,37)	1:A:104:ARG:HH12	2:B:101:VAL:O	20	1.82	0.11	1.82
(1,37)	1:A:104:ARG:HH21	2:B:75:ILE:C	20	1.82	0.11	1.82
(1,37)	1:A:104:ARG:HH21	2:B:75:ILE:CA	20	1.82	0.11	1.82
(1,37)	1:A:104:ARG:HH21	2:B:75:ILE:CB	20	1.82	0.11	1.82
(1,37)	1:A:104:ARG:HH21	2:B:75:ILE:CD1	20	1.82	0.11	1.82
(1,37)	1:A:104:ARG:HH21	2:B:75:ILE:CG1	20	1.82	0.11	1.82
(1,37)	1:A:104:ARG:HH21	2:B:75:ILE:CG2	20	1.82	0.11	1.82
(1,37)	1:A:104:ARG:HH21	2:B:75:ILE:H	20	1.82	0.11	1.82
(1,37)	1:A:104:ARG:HH21	2:B:75:ILE:HA	20	1.82	0.11	1.82
(1,37)	1:A:104:ARG:HH21	2:B:75:ILE:HB	20	1.82	0.11	1.82
(1,37)	1:A:104:ARG:HH21	2:B:75:ILE:HD11	20	1.82	0.11	1.82
(1,37)	1:A:104:ARG:HH21	2:B:75:ILE:HD12	20	1.82	0.11	1.82
(1,37)	1:A:104:ARG:HH21	2:B:75:ILE:HD13	20	1.82	0.11	1.82
(1,37)	1:A:104:ARG:HH21	2:B:75:ILE:HG12	20	1.82	0.11	1.82
(1,37)	1:A:104:ARG:HH21	2:B:75:ILE:HG13	20	1.82	0.11	1.82
(1,37)	1:A:104:ARG:HH21	2:B:75:ILE:HG21	20	1.82	0.11	1.82
(1,37)	1:A:104:ARG:HH21	2:B:75:ILE:HG22	20	1.82	0.11	1.82
(1,37)	1:A:104:ARG:HH21	2:B:75:ILE:HG23	20	1.82	0.11	1.82
(1,37)	1:A:104:ARG:HH21	2:B:75:ILE:N	20	1.82	0.11	1.82
(1,37)	1:A:104:ARG:HH21	2:B:75:ILE:O	20	1.82	0.11	1.82
(1,37)	1:A:104:ARG:HH21	2:B:77:ALA:C	20	1.82	0.11	1.82
(1,37)	1:A:104:ARG:HH21	2:B:77:ALA:CA	20	1.82	0.11	1.82
(1,37)	1:A:104:ARG:HH21	2:B:77:ALA:CB	20	1.82	0.11	1.82
(1,37)	1:A:104:ARG:HH21	2:B:77:ALA:H	20	1.82	0.11	1.82
(1,37)	1:A:104:ARG:HH21	2:B:77:ALA:HA	20	1.82	0.11	1.82
(1,37)	1:A:104:ARG:HH21	2:B:77:ALA:HB1	20	1.82	0.11	1.82
(1,37)	1:A:104:ARG:HH21	2:B:77:ALA:HB2	20	1.82	0.11	1.82
(1,37)	1:A:104:ARG:HH21	2:B:77:ALA:HB3	20	1.82	0.11	1.82
(1,37)	1:A:104:ARG:HH21	2:B:77:ALA:N	20	1.82	0.11	1.82
(1,37)	1:A:104:ARG:HH21	2:B:77:ALA:O	20	1.82	0.11	1.82
(1,37)	1:A:104:ARG:HH21	2:B:78:GLY:C	20	1.82	0.11	1.82
(1,37)	1:A:104:ARG:HH21	2:B:78:GLY:CA	20	1.82	0.11	1.82
(1,37)	1:A:104:ARG:HH21	2:B:78:GLY:H	20	1.82	0.11	1.82
(1,37)	1:A:104:ARG:HH21	2:B:78:GLY:HA2	20	1.82	0.11	1.82
(1,37)	1:A:104:ARG:HH21	2:B:78:GLY:HA3	20	1.82	0.11	1.82
(1,37)	1:A:104:ARG:HH21	2:B:78:GLY:N	20	1.82	0.11	1.82
(1,37)	1:A:104:ARG:HH21	2:B:78:GLY:O	20	1.82	0.11	1.82
(1,37)	1:A:104:ARG:HH21	2:B:79:LYS:C	20	1.82	0.11	1.82
(1,37)	1:A:104:ARG:HH21	2:B:79:LYS:CA	20	1.82	0.11	1.82

Continued on next page...

*Continued from previous page...*

Key	Atom-1	Atom-2	Models <sup>1</sup>	Mean (Å)	SD <sup>1</sup> (Å)	Median (Å)
(1,37)	1:A:104:ARG:HH21	2:B:79:LYS:CB	20	1.82	0.11	1.82
(1,37)	1:A:104:ARG:HH21	2:B:79:LYS:CD	20	1.82	0.11	1.82
(1,37)	1:A:104:ARG:HH21	2:B:79:LYS:CE	20	1.82	0.11	1.82
(1,37)	1:A:104:ARG:HH21	2:B:79:LYS:CG	20	1.82	0.11	1.82
(1,37)	1:A:104:ARG:HH21	2:B:79:LYS:H	20	1.82	0.11	1.82
(1,37)	1:A:104:ARG:HH21	2:B:79:LYS:HA	20	1.82	0.11	1.82
(1,37)	1:A:104:ARG:HH21	2:B:79:LYS:HB2	20	1.82	0.11	1.82
(1,37)	1:A:104:ARG:HH21	2:B:79:LYS:HB3	20	1.82	0.11	1.82
(1,37)	1:A:104:ARG:HH21	2:B:79:LYS:HD2	20	1.82	0.11	1.82
(1,37)	1:A:104:ARG:HH21	2:B:79:LYS:HD3	20	1.82	0.11	1.82
(1,37)	1:A:104:ARG:HH21	2:B:79:LYS:HE2	20	1.82	0.11	1.82
(1,37)	1:A:104:ARG:HH21	2:B:79:LYS:HE3	20	1.82	0.11	1.82
(1,37)	1:A:104:ARG:HH21	2:B:79:LYS:HG2	20	1.82	0.11	1.82
(1,37)	1:A:104:ARG:HH21	2:B:79:LYS:HG3	20	1.82	0.11	1.82
(1,37)	1:A:104:ARG:HH21	2:B:79:LYS:HZ1	20	1.82	0.11	1.82
(1,37)	1:A:104:ARG:HH21	2:B:79:LYS:HZ2	20	1.82	0.11	1.82
(1,37)	1:A:104:ARG:HH21	2:B:79:LYS:HZ3	20	1.82	0.11	1.82
(1,37)	1:A:104:ARG:HH21	2:B:79:LYS:N	20	1.82	0.11	1.82
(1,37)	1:A:104:ARG:HH21	2:B:79:LYS:NZ	20	1.82	0.11	1.82
(1,37)	1:A:104:ARG:HH21	2:B:79:LYS:O	20	1.82	0.11	1.82
(1,37)	1:A:104:ARG:HH21	2:B:80:ILE:C	20	1.82	0.11	1.82
(1,37)	1:A:104:ARG:HH21	2:B:80:ILE:CA	20	1.82	0.11	1.82
(1,37)	1:A:104:ARG:HH21	2:B:80:ILE:CB	20	1.82	0.11	1.82
(1,37)	1:A:104:ARG:HH21	2:B:80:ILE:CD1	20	1.82	0.11	1.82
(1,37)	1:A:104:ARG:HH21	2:B:80:ILE:CG1	20	1.82	0.11	1.82
(1,37)	1:A:104:ARG:HH21	2:B:80:ILE:CG2	20	1.82	0.11	1.82
(1,37)	1:A:104:ARG:HH21	2:B:80:ILE:H	20	1.82	0.11	1.82
(1,37)	1:A:104:ARG:HH21	2:B:80:ILE:HA	20	1.82	0.11	1.82
(1,37)	1:A:104:ARG:HH21	2:B:80:ILE:HB	20	1.82	0.11	1.82
(1,37)	1:A:104:ARG:HH21	2:B:80:ILE:HD11	20	1.82	0.11	1.82
(1,37)	1:A:104:ARG:HH21	2:B:80:ILE:HD12	20	1.82	0.11	1.82
(1,37)	1:A:104:ARG:HH21	2:B:80:ILE:HD13	20	1.82	0.11	1.82
(1,37)	1:A:104:ARG:HH21	2:B:80:ILE:HG12	20	1.82	0.11	1.82
(1,37)	1:A:104:ARG:HH21	2:B:80:ILE:HG13	20	1.82	0.11	1.82
(1,37)	1:A:104:ARG:HH21	2:B:80:ILE:HG21	20	1.82	0.11	1.82
(1,37)	1:A:104:ARG:HH21	2:B:80:ILE:HG22	20	1.82	0.11	1.82
(1,37)	1:A:104:ARG:HH21	2:B:80:ILE:HG23	20	1.82	0.11	1.82
(1,37)	1:A:104:ARG:HH21	2:B:80:ILE:N	20	1.82	0.11	1.82
(1,37)	1:A:104:ARG:HH21	2:B:80:ILE:O	20	1.82	0.11	1.82
(1,37)	1:A:104:ARG:HH21	2:B:84:GLN:C	20	1.82	0.11	1.82
(1,37)	1:A:104:ARG:HH21	2:B:84:GLN:CA	20	1.82	0.11	1.82
(1,37)	1:A:104:ARG:HH21	2:B:84:GLN:CB	20	1.82	0.11	1.82

*Continued on next page...*

*Continued from previous page...*

Key	Atom-1	Atom-2	Models <sup>1</sup>	Mean (Å)	SD <sup>1</sup> (Å)	Median (Å)
(1,37)	1:A:104:ARG:HH21	2:B:84:GLN:CD	20	1.82	0.11	1.82
(1,37)	1:A:104:ARG:HH21	2:B:84:GLN:CG	20	1.82	0.11	1.82
(1,37)	1:A:104:ARG:HH21	2:B:84:GLN:H	20	1.82	0.11	1.82
(1,37)	1:A:104:ARG:HH21	2:B:84:GLN:HA	20	1.82	0.11	1.82
(1,37)	1:A:104:ARG:HH21	2:B:84:GLN:HB2	20	1.82	0.11	1.82
(1,37)	1:A:104:ARG:HH21	2:B:84:GLN:HB3	20	1.82	0.11	1.82
(1,37)	1:A:104:ARG:HH21	2:B:84:GLN:HE21	20	1.82	0.11	1.82
(1,37)	1:A:104:ARG:HH21	2:B:84:GLN:HE22	20	1.82	0.11	1.82
(1,37)	1:A:104:ARG:HH21	2:B:84:GLN:HG2	20	1.82	0.11	1.82
(1,37)	1:A:104:ARG:HH21	2:B:84:GLN:HG3	20	1.82	0.11	1.82
(1,37)	1:A:104:ARG:HH21	2:B:84:GLN:N	20	1.82	0.11	1.82
(1,37)	1:A:104:ARG:HH21	2:B:84:GLN:NE2	20	1.82	0.11	1.82
(1,37)	1:A:104:ARG:HH21	2:B:84:GLN:O	20	1.82	0.11	1.82
(1,37)	1:A:104:ARG:HH21	2:B:84:GLN:OE1	20	1.82	0.11	1.82
(1,37)	1:A:104:ARG:HH21	2:B:97:THR:C	20	1.82	0.11	1.82
(1,37)	1:A:104:ARG:HH21	2:B:97:THR:CA	20	1.82	0.11	1.82
(1,37)	1:A:104:ARG:HH21	2:B:97:THR:CB	20	1.82	0.11	1.82
(1,37)	1:A:104:ARG:HH21	2:B:97:THR:CG2	20	1.82	0.11	1.82
(1,37)	1:A:104:ARG:HH21	2:B:97:THR:H	20	1.82	0.11	1.82
(1,37)	1:A:104:ARG:HH21	2:B:97:THR:HA	20	1.82	0.11	1.82
(1,37)	1:A:104:ARG:HH21	2:B:97:THR:HB	20	1.82	0.11	1.82
(1,37)	1:A:104:ARG:HH21	2:B:97:THR:HG1	20	1.82	0.11	1.82
(1,37)	1:A:104:ARG:HH21	2:B:97:THR:HG21	20	1.82	0.11	1.82
(1,37)	1:A:104:ARG:HH21	2:B:97:THR:HG22	20	1.82	0.11	1.82
(1,37)	1:A:104:ARG:HH21	2:B:97:THR:HG23	20	1.82	0.11	1.82
(1,37)	1:A:104:ARG:HH21	2:B:97:THR:N	20	1.82	0.11	1.82
(1,37)	1:A:104:ARG:HH21	2:B:97:THR:O	20	1.82	0.11	1.82
(1,37)	1:A:104:ARG:HH21	2:B:97:THR:OG1	20	1.82	0.11	1.82
(1,37)	1:A:104:ARG:HH21	2:B:99:HIS:C	20	1.82	0.11	1.82
(1,37)	1:A:104:ARG:HH21	2:B:99:HIS:CA	20	1.82	0.11	1.82
(1,37)	1:A:104:ARG:HH21	2:B:99:HIS:CB	20	1.82	0.11	1.82
(1,37)	1:A:104:ARG:HH21	2:B:99:HIS:CD2	20	1.82	0.11	1.82
(1,37)	1:A:104:ARG:HH21	2:B:99:HIS:CE1	20	1.82	0.11	1.82
(1,37)	1:A:104:ARG:HH21	2:B:99:HIS:CG	20	1.82	0.11	1.82
(1,37)	1:A:104:ARG:HH21	2:B:99:HIS:H	20	1.82	0.11	1.82
(1,37)	1:A:104:ARG:HH21	2:B:99:HIS:HA	20	1.82	0.11	1.82
(1,37)	1:A:104:ARG:HH21	2:B:99:HIS:HB2	20	1.82	0.11	1.82
(1,37)	1:A:104:ARG:HH21	2:B:99:HIS:HB3	20	1.82	0.11	1.82
(1,37)	1:A:104:ARG:HH21	2:B:99:HIS:HD1	20	1.82	0.11	1.82
(1,37)	1:A:104:ARG:HH21	2:B:99:HIS:HD2	20	1.82	0.11	1.82
(1,37)	1:A:104:ARG:HH21	2:B:99:HIS:HE1	20	1.82	0.11	1.82
(1,37)	1:A:104:ARG:HH21	2:B:99:HIS:HE2	20	1.82	0.11	1.82

*Continued on next page...*

*Continued from previous page...*

Key	Atom-1	Atom-2	Models <sup>1</sup>	Mean (Å)	SD <sup>1</sup> (Å)	Median (Å)
(1,37)	1:A:104:ARG:HH21	2:B:99:HIS:N	20	1.82	0.11	1.82
(1,37)	1:A:104:ARG:HH21	2:B:99:HIS:ND1	20	1.82	0.11	1.82
(1,37)	1:A:104:ARG:HH21	2:B:99:HIS:NE2	20	1.82	0.11	1.82
(1,37)	1:A:104:ARG:HH21	2:B:99:HIS:O	20	1.82	0.11	1.82
(1,37)	1:A:104:ARG:HH21	2:B:101:VAL:C	20	1.82	0.11	1.82
(1,37)	1:A:104:ARG:HH21	2:B:101:VAL:CA	20	1.82	0.11	1.82
(1,37)	1:A:104:ARG:HH21	2:B:101:VAL:CB	20	1.82	0.11	1.82
(1,37)	1:A:104:ARG:HH21	2:B:101:VAL:CG1	20	1.82	0.11	1.82
(1,37)	1:A:104:ARG:HH21	2:B:101:VAL:CG2	20	1.82	0.11	1.82
(1,37)	1:A:104:ARG:HH21	2:B:101:VAL:H	20	1.82	0.11	1.82
(1,37)	1:A:104:ARG:HH21	2:B:101:VAL:HA	20	1.82	0.11	1.82
(1,37)	1:A:104:ARG:HH21	2:B:101:VAL:HB	20	1.82	0.11	1.82
(1,37)	1:A:104:ARG:HH21	2:B:101:VAL:HG11	20	1.82	0.11	1.82
(1,37)	1:A:104:ARG:HH21	2:B:101:VAL:HG12	20	1.82	0.11	1.82
(1,37)	1:A:104:ARG:HH21	2:B:101:VAL:HG13	20	1.82	0.11	1.82
(1,37)	1:A:104:ARG:HH21	2:B:101:VAL:HG21	20	1.82	0.11	1.82
(1,37)	1:A:104:ARG:HH21	2:B:101:VAL:HG22	20	1.82	0.11	1.82
(1,37)	1:A:104:ARG:HH21	2:B:101:VAL:HG23	20	1.82	0.11	1.82
(1,37)	1:A:104:ARG:HH21	2:B:101:VAL:N	20	1.82	0.11	1.82
(1,37)	1:A:104:ARG:HH21	2:B:101:VAL:O	20	1.82	0.11	1.82
(1,37)	1:A:104:ARG:HH22	2:B:75:ILE:C	20	1.82	0.11	1.82
(1,37)	1:A:104:ARG:HH22	2:B:75:ILE:CA	20	1.82	0.11	1.82
(1,37)	1:A:104:ARG:HH22	2:B:75:ILE:CB	20	1.82	0.11	1.82
(1,37)	1:A:104:ARG:HH22	2:B:75:ILE:CD1	20	1.82	0.11	1.82
(1,37)	1:A:104:ARG:HH22	2:B:75:ILE:CG1	20	1.82	0.11	1.82
(1,37)	1:A:104:ARG:HH22	2:B:75:ILE:CG2	20	1.82	0.11	1.82
(1,37)	1:A:104:ARG:HH22	2:B:75:ILE:H	20	1.82	0.11	1.82
(1,37)	1:A:104:ARG:HH22	2:B:75:ILE:HA	20	1.82	0.11	1.82
(1,37)	1:A:104:ARG:HH22	2:B:75:ILE:HB	20	1.82	0.11	1.82
(1,37)	1:A:104:ARG:HH22	2:B:75:ILE:HD11	20	1.82	0.11	1.82
(1,37)	1:A:104:ARG:HH22	2:B:75:ILE:HD12	20	1.82	0.11	1.82
(1,37)	1:A:104:ARG:HH22	2:B:75:ILE:HD13	20	1.82	0.11	1.82
(1,37)	1:A:104:ARG:HH22	2:B:75:ILE:HG12	20	1.82	0.11	1.82
(1,37)	1:A:104:ARG:HH22	2:B:75:ILE:HG13	20	1.82	0.11	1.82
(1,37)	1:A:104:ARG:HH22	2:B:75:ILE:HG21	20	1.82	0.11	1.82
(1,37)	1:A:104:ARG:HH22	2:B:75:ILE:HG22	20	1.82	0.11	1.82
(1,37)	1:A:104:ARG:HH22	2:B:75:ILE:HG23	20	1.82	0.11	1.82
(1,37)	1:A:104:ARG:HH22	2:B:75:ILE:N	20	1.82	0.11	1.82
(1,37)	1:A:104:ARG:HH22	2:B:75:ILE:O	20	1.82	0.11	1.82
(1,37)	1:A:104:ARG:HH22	2:B:77:ALA:C	20	1.82	0.11	1.82
(1,37)	1:A:104:ARG:HH22	2:B:77:ALA:CA	20	1.82	0.11	1.82
(1,37)	1:A:104:ARG:HH22	2:B:77:ALA:CB	20	1.82	0.11	1.82

*Continued on next page...*

*Continued from previous page...*

Key	Atom-1	Atom-2	Models <sup>1</sup>	Mean (Å)	SD <sup>1</sup> (Å)	Median (Å)
(1,37)	1:A:104:ARG:HH22	2:B:77:ALA:H	20	1.82	0.11	1.82
(1,37)	1:A:104:ARG:HH22	2:B:77:ALA:HA	20	1.82	0.11	1.82
(1,37)	1:A:104:ARG:HH22	2:B:77:ALA:HB1	20	1.82	0.11	1.82
(1,37)	1:A:104:ARG:HH22	2:B:77:ALA:HB2	20	1.82	0.11	1.82
(1,37)	1:A:104:ARG:HH22	2:B:77:ALA:HB3	20	1.82	0.11	1.82
(1,37)	1:A:104:ARG:HH22	2:B:77:ALA:N	20	1.82	0.11	1.82
(1,37)	1:A:104:ARG:HH22	2:B:77:ALA:O	20	1.82	0.11	1.82
(1,37)	1:A:104:ARG:HH22	2:B:78:GLY:C	20	1.82	0.11	1.82
(1,37)	1:A:104:ARG:HH22	2:B:78:GLY:CA	20	1.82	0.11	1.82
(1,37)	1:A:104:ARG:HH22	2:B:78:GLY:H	20	1.82	0.11	1.82
(1,37)	1:A:104:ARG:HH22	2:B:78:GLY:HA2	20	1.82	0.11	1.82
(1,37)	1:A:104:ARG:HH22	2:B:78:GLY:HA3	20	1.82	0.11	1.82
(1,37)	1:A:104:ARG:HH22	2:B:78:GLY:N	20	1.82	0.11	1.82
(1,37)	1:A:104:ARG:HH22	2:B:78:GLY:O	20	1.82	0.11	1.82
(1,37)	1:A:104:ARG:HH22	2:B:79:LYS:C	20	1.82	0.11	1.82
(1,37)	1:A:104:ARG:HH22	2:B:79:LYS:CA	20	1.82	0.11	1.82
(1,37)	1:A:104:ARG:HH22	2:B:79:LYS:CB	20	1.82	0.11	1.82
(1,37)	1:A:104:ARG:HH22	2:B:79:LYS:CD	20	1.82	0.11	1.82
(1,37)	1:A:104:ARG:HH22	2:B:79:LYS:CE	20	1.82	0.11	1.82
(1,37)	1:A:104:ARG:HH22	2:B:79:LYS:CG	20	1.82	0.11	1.82
(1,37)	1:A:104:ARG:HH22	2:B:79:LYS:H	20	1.82	0.11	1.82
(1,37)	1:A:104:ARG:HH22	2:B:79:LYS:HA	20	1.82	0.11	1.82
(1,37)	1:A:104:ARG:HH22	2:B:79:LYS:HB2	20	1.82	0.11	1.82
(1,37)	1:A:104:ARG:HH22	2:B:79:LYS:HB3	20	1.82	0.11	1.82
(1,37)	1:A:104:ARG:HH22	2:B:79:LYS:HD2	20	1.82	0.11	1.82
(1,37)	1:A:104:ARG:HH22	2:B:79:LYS:HD3	20	1.82	0.11	1.82
(1,37)	1:A:104:ARG:HH22	2:B:79:LYS:HE2	20	1.82	0.11	1.82
(1,37)	1:A:104:ARG:HH22	2:B:79:LYS:HE3	20	1.82	0.11	1.82
(1,37)	1:A:104:ARG:HH22	2:B:79:LYS:HG2	20	1.82	0.11	1.82
(1,37)	1:A:104:ARG:HH22	2:B:79:LYS:HG3	20	1.82	0.11	1.82
(1,37)	1:A:104:ARG:HH22	2:B:79:LYS:HZ1	20	1.82	0.11	1.82
(1,37)	1:A:104:ARG:HH22	2:B:79:LYS:HZ2	20	1.82	0.11	1.82
(1,37)	1:A:104:ARG:HH22	2:B:79:LYS:HZ3	20	1.82	0.11	1.82
(1,37)	1:A:104:ARG:HH22	2:B:79:LYS:N	20	1.82	0.11	1.82
(1,37)	1:A:104:ARG:HH22	2:B:79:LYS:NZ	20	1.82	0.11	1.82
(1,37)	1:A:104:ARG:HH22	2:B:79:LYS:O	20	1.82	0.11	1.82
(1,37)	1:A:104:ARG:HH22	2:B:80:ILE:C	20	1.82	0.11	1.82
(1,37)	1:A:104:ARG:HH22	2:B:80:ILE:CA	20	1.82	0.11	1.82
(1,37)	1:A:104:ARG:HH22	2:B:80:ILE:CB	20	1.82	0.11	1.82
(1,37)	1:A:104:ARG:HH22	2:B:80:ILE:CD1	20	1.82	0.11	1.82
(1,37)	1:A:104:ARG:HH22	2:B:80:ILE:CG1	20	1.82	0.11	1.82
(1,37)	1:A:104:ARG:HH22	2:B:80:ILE:CG2	20	1.82	0.11	1.82

*Continued on next page...*

*Continued from previous page...*

Key	Atom-1	Atom-2	Models <sup>1</sup>	Mean (Å)	SD <sup>1</sup> (Å)	Median (Å)
(1,37)	1:A:104:ARG:HH22	2:B:80:ILE:H	20	1.82	0.11	1.82
(1,37)	1:A:104:ARG:HH22	2:B:80:ILE:HA	20	1.82	0.11	1.82
(1,37)	1:A:104:ARG:HH22	2:B:80:ILE:HB	20	1.82	0.11	1.82
(1,37)	1:A:104:ARG:HH22	2:B:80:ILE:HD11	20	1.82	0.11	1.82
(1,37)	1:A:104:ARG:HH22	2:B:80:ILE:HD12	20	1.82	0.11	1.82
(1,37)	1:A:104:ARG:HH22	2:B:80:ILE:HD13	20	1.82	0.11	1.82
(1,37)	1:A:104:ARG:HH22	2:B:80:ILE:HG12	20	1.82	0.11	1.82
(1,37)	1:A:104:ARG:HH22	2:B:80:ILE:HG13	20	1.82	0.11	1.82
(1,37)	1:A:104:ARG:HH22	2:B:80:ILE:HG21	20	1.82	0.11	1.82
(1,37)	1:A:104:ARG:HH22	2:B:80:ILE:HG22	20	1.82	0.11	1.82
(1,37)	1:A:104:ARG:HH22	2:B:80:ILE:HG23	20	1.82	0.11	1.82
(1,37)	1:A:104:ARG:HH22	2:B:80:ILE:N	20	1.82	0.11	1.82
(1,37)	1:A:104:ARG:HH22	2:B:80:ILE:O	20	1.82	0.11	1.82
(1,37)	1:A:104:ARG:HH22	2:B:84:GLN:C	20	1.82	0.11	1.82
(1,37)	1:A:104:ARG:HH22	2:B:84:GLN:CA	20	1.82	0.11	1.82
(1,37)	1:A:104:ARG:HH22	2:B:84:GLN:CB	20	1.82	0.11	1.82
(1,37)	1:A:104:ARG:HH22	2:B:84:GLN:CD	20	1.82	0.11	1.82
(1,37)	1:A:104:ARG:HH22	2:B:84:GLN:CG	20	1.82	0.11	1.82
(1,37)	1:A:104:ARG:HH22	2:B:84:GLN:H	20	1.82	0.11	1.82
(1,37)	1:A:104:ARG:HH22	2:B:84:GLN:HA	20	1.82	0.11	1.82
(1,37)	1:A:104:ARG:HH22	2:B:84:GLN:HB2	20	1.82	0.11	1.82
(1,37)	1:A:104:ARG:HH22	2:B:84:GLN:HB3	20	1.82	0.11	1.82
(1,37)	1:A:104:ARG:HH22	2:B:84:GLN:HE21	20	1.82	0.11	1.82
(1,37)	1:A:104:ARG:HH22	2:B:84:GLN:HE22	20	1.82	0.11	1.82
(1,37)	1:A:104:ARG:HH22	2:B:84:GLN:HG2	20	1.82	0.11	1.82
(1,37)	1:A:104:ARG:HH22	2:B:84:GLN:HG3	20	1.82	0.11	1.82
(1,37)	1:A:104:ARG:HH22	2:B:84:GLN:N	20	1.82	0.11	1.82
(1,37)	1:A:104:ARG:HH22	2:B:84:GLN:NE2	20	1.82	0.11	1.82
(1,37)	1:A:104:ARG:HH22	2:B:84:GLN:O	20	1.82	0.11	1.82
(1,37)	1:A:104:ARG:HH22	2:B:84:GLN:OE1	20	1.82	0.11	1.82
(1,37)	1:A:104:ARG:HH22	2:B:97:THR:C	20	1.82	0.11	1.82
(1,37)	1:A:104:ARG:HH22	2:B:97:THR:CA	20	1.82	0.11	1.82
(1,37)	1:A:104:ARG:HH22	2:B:97:THR:CB	20	1.82	0.11	1.82
(1,37)	1:A:104:ARG:HH22	2:B:97:THR:CG2	20	1.82	0.11	1.82
(1,37)	1:A:104:ARG:HH22	2:B:97:THR:H	20	1.82	0.11	1.82
(1,37)	1:A:104:ARG:HH22	2:B:97:THR:HA	20	1.82	0.11	1.82
(1,37)	1:A:104:ARG:HH22	2:B:97:THR:HB	20	1.82	0.11	1.82
(1,37)	1:A:104:ARG:HH22	2:B:97:THR:HG1	20	1.82	0.11	1.82
(1,37)	1:A:104:ARG:HH22	2:B:97:THR:HG21	20	1.82	0.11	1.82
(1,37)	1:A:104:ARG:HH22	2:B:97:THR:HG22	20	1.82	0.11	1.82
(1,37)	1:A:104:ARG:HH22	2:B:97:THR:HG23	20	1.82	0.11	1.82
(1,37)	1:A:104:ARG:HH22	2:B:97:THR:N	20	1.82	0.11	1.82

*Continued on next page...*



*Continued from previous page...*

Key	Atom-1	Atom-2	Models <sup>1</sup>	Mean (Å)	SD <sup>1</sup> (Å)	Median (Å)
(1,37)	1:A:104:ARG:HH22	2:B:97:THR:O	20	1.82	0.11	1.82
(1,37)	1:A:104:ARG:HH22	2:B:97:THR:OG1	20	1.82	0.11	1.82
(1,37)	1:A:104:ARG:HH22	2:B:99:HIS:C	20	1.82	0.11	1.82
(1,37)	1:A:104:ARG:HH22	2:B:99:HIS:CA	20	1.82	0.11	1.82
(1,37)	1:A:104:ARG:HH22	2:B:99:HIS:CB	20	1.82	0.11	1.82
(1,37)	1:A:104:ARG:HH22	2:B:99:HIS:CD2	20	1.82	0.11	1.82
(1,37)	1:A:104:ARG:HH22	2:B:99:HIS:CE1	20	1.82	0.11	1.82
(1,37)	1:A:104:ARG:HH22	2:B:99:HIS:CG	20	1.82	0.11	1.82
(1,37)	1:A:104:ARG:HH22	2:B:99:HIS:H	20	1.82	0.11	1.82
(1,37)	1:A:104:ARG:HH22	2:B:99:HIS:HA	20	1.82	0.11	1.82
(1,37)	1:A:104:ARG:HH22	2:B:99:HIS:HB2	20	1.82	0.11	1.82
(1,37)	1:A:104:ARG:HH22	2:B:99:HIS:HB3	20	1.82	0.11	1.82
(1,37)	1:A:104:ARG:HH22	2:B:99:HIS:HD1	20	1.82	0.11	1.82
(1,37)	1:A:104:ARG:HH22	2:B:99:HIS:HD2	20	1.82	0.11	1.82
(1,37)	1:A:104:ARG:HH22	2:B:99:HIS:HE1	20	1.82	0.11	1.82
(1,37)	1:A:104:ARG:HH22	2:B:99:HIS:HE2	20	1.82	0.11	1.82
(1,37)	1:A:104:ARG:HH22	2:B:99:HIS:N	20	1.82	0.11	1.82
(1,37)	1:A:104:ARG:HH22	2:B:99:HIS:ND1	20	1.82	0.11	1.82
(1,37)	1:A:104:ARG:HH22	2:B:99:HIS:NE2	20	1.82	0.11	1.82
(1,37)	1:A:104:ARG:HH22	2:B:99:HIS:O	20	1.82	0.11	1.82
(1,37)	1:A:104:ARG:HH22	2:B:101:VAL:C	20	1.82	0.11	1.82
(1,37)	1:A:104:ARG:HH22	2:B:101:VAL:CA	20	1.82	0.11	1.82
(1,37)	1:A:104:ARG:HH22	2:B:101:VAL:CB	20	1.82	0.11	1.82
(1,37)	1:A:104:ARG:HH22	2:B:101:VAL:CG1	20	1.82	0.11	1.82
(1,37)	1:A:104:ARG:HH22	2:B:101:VAL:CG2	20	1.82	0.11	1.82
(1,37)	1:A:104:ARG:HH22	2:B:101:VAL:H	20	1.82	0.11	1.82
(1,37)	1:A:104:ARG:HH22	2:B:101:VAL:HA	20	1.82	0.11	1.82
(1,37)	1:A:104:ARG:HH22	2:B:101:VAL:HB	20	1.82	0.11	1.82
(1,37)	1:A:104:ARG:HH22	2:B:101:VAL:HG11	20	1.82	0.11	1.82
(1,37)	1:A:104:ARG:HH22	2:B:101:VAL:HG12	20	1.82	0.11	1.82
(1,37)	1:A:104:ARG:HH22	2:B:101:VAL:HG13	20	1.82	0.11	1.82
(1,37)	1:A:104:ARG:HH22	2:B:101:VAL:HG21	20	1.82	0.11	1.82
(1,37)	1:A:104:ARG:HH22	2:B:101:VAL:HG22	20	1.82	0.11	1.82
(1,37)	1:A:104:ARG:HH22	2:B:101:VAL:HG23	20	1.82	0.11	1.82
(1,37)	1:A:104:ARG:HH22	2:B:101:VAL:N	20	1.82	0.11	1.82
(1,37)	1:A:104:ARG:HH22	2:B:101:VAL:O	20	1.82	0.11	1.82
(1,37)	1:A:104:ARG:N	2:B:75:ILE:C	20	1.82	0.11	1.82
(1,37)	1:A:104:ARG:N	2:B:75:ILE:CA	20	1.82	0.11	1.82
(1,37)	1:A:104:ARG:N	2:B:75:ILE:CB	20	1.82	0.11	1.82
(1,37)	1:A:104:ARG:N	2:B:75:ILE:CD1	20	1.82	0.11	1.82
(1,37)	1:A:104:ARG:N	2:B:75:ILE:CG1	20	1.82	0.11	1.82
(1,37)	1:A:104:ARG:N	2:B:75:ILE:CG2	20	1.82	0.11	1.82

*Continued on next page...*

*Continued from previous page...*

Key	Atom-1	Atom-2	Models <sup>1</sup>	Mean (Å)	SD <sup>1</sup> (Å)	Median (Å)
(1,37)	1:A:104:ARG:N	2:B:75:ILE:H	20	1.82	0.11	1.82
(1,37)	1:A:104:ARG:N	2:B:75:ILE:HA	20	1.82	0.11	1.82
(1,37)	1:A:104:ARG:N	2:B:75:ILE:HB	20	1.82	0.11	1.82
(1,37)	1:A:104:ARG:N	2:B:75:ILE:HD11	20	1.82	0.11	1.82
(1,37)	1:A:104:ARG:N	2:B:75:ILE:HD12	20	1.82	0.11	1.82
(1,37)	1:A:104:ARG:N	2:B:75:ILE:HD13	20	1.82	0.11	1.82
(1,37)	1:A:104:ARG:N	2:B:75:ILE:HG12	20	1.82	0.11	1.82
(1,37)	1:A:104:ARG:N	2:B:75:ILE:HG13	20	1.82	0.11	1.82
(1,37)	1:A:104:ARG:N	2:B:75:ILE:HG21	20	1.82	0.11	1.82
(1,37)	1:A:104:ARG:N	2:B:75:ILE:HG22	20	1.82	0.11	1.82
(1,37)	1:A:104:ARG:N	2:B:75:ILE:HG23	20	1.82	0.11	1.82
(1,37)	1:A:104:ARG:N	2:B:75:ILE:N	20	1.82	0.11	1.82
(1,37)	1:A:104:ARG:N	2:B:75:ILE:O	20	1.82	0.11	1.82
(1,37)	1:A:104:ARG:N	2:B:77:ALA:C	20	1.82	0.11	1.82
(1,37)	1:A:104:ARG:N	2:B:77:ALA:CA	20	1.82	0.11	1.82
(1,37)	1:A:104:ARG:N	2:B:77:ALA:CB	20	1.82	0.11	1.82
(1,37)	1:A:104:ARG:N	2:B:77:ALA:H	20	1.82	0.11	1.82
(1,37)	1:A:104:ARG:N	2:B:77:ALA:HA	20	1.82	0.11	1.82
(1,37)	1:A:104:ARG:N	2:B:77:ALA:HB1	20	1.82	0.11	1.82
(1,37)	1:A:104:ARG:N	2:B:77:ALA:HB2	20	1.82	0.11	1.82
(1,37)	1:A:104:ARG:N	2:B:77:ALA:HB3	20	1.82	0.11	1.82
(1,37)	1:A:104:ARG:N	2:B:77:ALA:N	20	1.82	0.11	1.82
(1,37)	1:A:104:ARG:N	2:B:77:ALA:O	20	1.82	0.11	1.82
(1,37)	1:A:104:ARG:N	2:B:78:GLY:C	20	1.82	0.11	1.82
(1,37)	1:A:104:ARG:N	2:B:78:GLY:CA	20	1.82	0.11	1.82
(1,37)	1:A:104:ARG:N	2:B:78:GLY:H	20	1.82	0.11	1.82
(1,37)	1:A:104:ARG:N	2:B:78:GLY:HA2	20	1.82	0.11	1.82
(1,37)	1:A:104:ARG:N	2:B:78:GLY:HA3	20	1.82	0.11	1.82
(1,37)	1:A:104:ARG:N	2:B:78:GLY:N	20	1.82	0.11	1.82
(1,37)	1:A:104:ARG:N	2:B:78:GLY:O	20	1.82	0.11	1.82
(1,37)	1:A:104:ARG:N	2:B:79:LYS:C	20	1.82	0.11	1.82
(1,37)	1:A:104:ARG:N	2:B:79:LYS:CA	20	1.82	0.11	1.82
(1,37)	1:A:104:ARG:N	2:B:79:LYS:CB	20	1.82	0.11	1.82
(1,37)	1:A:104:ARG:N	2:B:79:LYS:CD	20	1.82	0.11	1.82
(1,37)	1:A:104:ARG:N	2:B:79:LYS:CE	20	1.82	0.11	1.82
(1,37)	1:A:104:ARG:N	2:B:79:LYS:CG	20	1.82	0.11	1.82
(1,37)	1:A:104:ARG:N	2:B:79:LYS:H	20	1.82	0.11	1.82
(1,37)	1:A:104:ARG:N	2:B:79:LYS:HA	20	1.82	0.11	1.82
(1,37)	1:A:104:ARG:N	2:B:79:LYS:HB2	20	1.82	0.11	1.82
(1,37)	1:A:104:ARG:N	2:B:79:LYS:HB3	20	1.82	0.11	1.82
(1,37)	1:A:104:ARG:N	2:B:79:LYS:HD2	20	1.82	0.11	1.82
(1,37)	1:A:104:ARG:N	2:B:79:LYS:HD3	20	1.82	0.11	1.82

*Continued on next page...*

*Continued from previous page...*

Key	Atom-1	Atom-2	Models <sup>1</sup>	Mean (Å)	SD <sup>1</sup> (Å)	Median (Å)
(1,37)	1:A:104:ARG:N	2:B:79:LYS:HE2	20	1.82	0.11	1.82
(1,37)	1:A:104:ARG:N	2:B:79:LYS:HE3	20	1.82	0.11	1.82
(1,37)	1:A:104:ARG:N	2:B:79:LYS:HG2	20	1.82	0.11	1.82
(1,37)	1:A:104:ARG:N	2:B:79:LYS:HG3	20	1.82	0.11	1.82
(1,37)	1:A:104:ARG:N	2:B:79:LYS:HZ1	20	1.82	0.11	1.82
(1,37)	1:A:104:ARG:N	2:B:79:LYS:HZ2	20	1.82	0.11	1.82
(1,37)	1:A:104:ARG:N	2:B:79:LYS:HZ3	20	1.82	0.11	1.82
(1,37)	1:A:104:ARG:N	2:B:79:LYS:N	20	1.82	0.11	1.82
(1,37)	1:A:104:ARG:N	2:B:79:LYS:NZ	20	1.82	0.11	1.82
(1,37)	1:A:104:ARG:N	2:B:79:LYS:O	20	1.82	0.11	1.82
(1,37)	1:A:104:ARG:N	2:B:80:ILE:C	20	1.82	0.11	1.82
(1,37)	1:A:104:ARG:N	2:B:80:ILE:CA	20	1.82	0.11	1.82
(1,37)	1:A:104:ARG:N	2:B:80:ILE:CB	20	1.82	0.11	1.82
(1,37)	1:A:104:ARG:N	2:B:80:ILE:CD1	20	1.82	0.11	1.82
(1,37)	1:A:104:ARG:N	2:B:80:ILE:CG1	20	1.82	0.11	1.82
(1,37)	1:A:104:ARG:N	2:B:80:ILE:CG2	20	1.82	0.11	1.82
(1,37)	1:A:104:ARG:N	2:B:80:ILE:H	20	1.82	0.11	1.82
(1,37)	1:A:104:ARG:N	2:B:80:ILE:HA	20	1.82	0.11	1.82
(1,37)	1:A:104:ARG:N	2:B:80:ILE:HB	20	1.82	0.11	1.82
(1,37)	1:A:104:ARG:N	2:B:80:ILE:HD11	20	1.82	0.11	1.82
(1,37)	1:A:104:ARG:N	2:B:80:ILE:HD12	20	1.82	0.11	1.82
(1,37)	1:A:104:ARG:N	2:B:80:ILE:HD13	20	1.82	0.11	1.82
(1,37)	1:A:104:ARG:N	2:B:80:ILE:HG12	20	1.82	0.11	1.82
(1,37)	1:A:104:ARG:N	2:B:80:ILE:HG13	20	1.82	0.11	1.82
(1,37)	1:A:104:ARG:N	2:B:80:ILE:HG21	20	1.82	0.11	1.82
(1,37)	1:A:104:ARG:N	2:B:80:ILE:HG22	20	1.82	0.11	1.82
(1,37)	1:A:104:ARG:N	2:B:80:ILE:HG23	20	1.82	0.11	1.82
(1,37)	1:A:104:ARG:N	2:B:80:ILE:N	20	1.82	0.11	1.82
(1,37)	1:A:104:ARG:N	2:B:80:ILE:O	20	1.82	0.11	1.82
(1,37)	1:A:104:ARG:N	2:B:84:GLN:C	20	1.82	0.11	1.82
(1,37)	1:A:104:ARG:N	2:B:84:GLN:CA	20	1.82	0.11	1.82
(1,37)	1:A:104:ARG:N	2:B:84:GLN:CB	20	1.82	0.11	1.82
(1,37)	1:A:104:ARG:N	2:B:84:GLN:CD	20	1.82	0.11	1.82
(1,37)	1:A:104:ARG:N	2:B:84:GLN:CG	20	1.82	0.11	1.82
(1,37)	1:A:104:ARG:N	2:B:84:GLN:H	20	1.82	0.11	1.82
(1,37)	1:A:104:ARG:N	2:B:84:GLN:HA	20	1.82	0.11	1.82
(1,37)	1:A:104:ARG:N	2:B:84:GLN:HB2	20	1.82	0.11	1.82
(1,37)	1:A:104:ARG:N	2:B:84:GLN:HB3	20	1.82	0.11	1.82
(1,37)	1:A:104:ARG:N	2:B:84:GLN:HE21	20	1.82	0.11	1.82
(1,37)	1:A:104:ARG:N	2:B:84:GLN:HE22	20	1.82	0.11	1.82
(1,37)	1:A:104:ARG:N	2:B:84:GLN:HG2	20	1.82	0.11	1.82
(1,37)	1:A:104:ARG:N	2:B:84:GLN:HG3	20	1.82	0.11	1.82

*Continued on next page...*

*Continued from previous page...*

Key	Atom-1	Atom-2	Models <sup>1</sup>	Mean (Å)	SD <sup>1</sup> (Å)	Median (Å)
(1,37)	1:A:104:ARG:N	2:B:84:GLN:N	20	1.82	0.11	1.82
(1,37)	1:A:104:ARG:N	2:B:84:GLN:NE2	20	1.82	0.11	1.82
(1,37)	1:A:104:ARG:N	2:B:84:GLN:O	20	1.82	0.11	1.82
(1,37)	1:A:104:ARG:N	2:B:84:GLN:OE1	20	1.82	0.11	1.82
(1,37)	1:A:104:ARG:N	2:B:97:THR:C	20	1.82	0.11	1.82
(1,37)	1:A:104:ARG:N	2:B:97:THR:CA	20	1.82	0.11	1.82
(1,37)	1:A:104:ARG:N	2:B:97:THR:CB	20	1.82	0.11	1.82
(1,37)	1:A:104:ARG:N	2:B:97:THR:CG2	20	1.82	0.11	1.82
(1,37)	1:A:104:ARG:N	2:B:97:THR:H	20	1.82	0.11	1.82
(1,37)	1:A:104:ARG:N	2:B:97:THR:HA	20	1.82	0.11	1.82
(1,37)	1:A:104:ARG:N	2:B:97:THR:HB	20	1.82	0.11	1.82
(1,37)	1:A:104:ARG:N	2:B:97:THR:HG1	20	1.82	0.11	1.82
(1,37)	1:A:104:ARG:N	2:B:97:THR:HG21	20	1.82	0.11	1.82
(1,37)	1:A:104:ARG:N	2:B:97:THR:HG22	20	1.82	0.11	1.82
(1,37)	1:A:104:ARG:N	2:B:97:THR:HG23	20	1.82	0.11	1.82
(1,37)	1:A:104:ARG:N	2:B:97:THR:N	20	1.82	0.11	1.82
(1,37)	1:A:104:ARG:N	2:B:97:THR:O	20	1.82	0.11	1.82
(1,37)	1:A:104:ARG:N	2:B:97:THR:OG1	20	1.82	0.11	1.82
(1,37)	1:A:104:ARG:N	2:B:99:HIS:C	20	1.82	0.11	1.82
(1,37)	1:A:104:ARG:N	2:B:99:HIS:CA	20	1.82	0.11	1.82
(1,37)	1:A:104:ARG:N	2:B:99:HIS:CB	20	1.82	0.11	1.82
(1,37)	1:A:104:ARG:N	2:B:99:HIS:CD2	20	1.82	0.11	1.82
(1,37)	1:A:104:ARG:N	2:B:99:HIS:CE1	20	1.82	0.11	1.82
(1,37)	1:A:104:ARG:N	2:B:99:HIS:CG	20	1.82	0.11	1.82
(1,37)	1:A:104:ARG:N	2:B:99:HIS:H	20	1.82	0.11	1.82
(1,37)	1:A:104:ARG:N	2:B:99:HIS:HA	20	1.82	0.11	1.82
(1,37)	1:A:104:ARG:N	2:B:99:HIS:HB2	20	1.82	0.11	1.82
(1,37)	1:A:104:ARG:N	2:B:99:HIS:HB3	20	1.82	0.11	1.82
(1,37)	1:A:104:ARG:N	2:B:99:HIS:HD1	20	1.82	0.11	1.82
(1,37)	1:A:104:ARG:N	2:B:99:HIS:HD2	20	1.82	0.11	1.82
(1,37)	1:A:104:ARG:N	2:B:99:HIS:HE1	20	1.82	0.11	1.82
(1,37)	1:A:104:ARG:N	2:B:99:HIS:HE2	20	1.82	0.11	1.82
(1,37)	1:A:104:ARG:N	2:B:99:HIS:N	20	1.82	0.11	1.82
(1,37)	1:A:104:ARG:N	2:B:99:HIS:ND1	20	1.82	0.11	1.82
(1,37)	1:A:104:ARG:N	2:B:99:HIS:NE2	20	1.82	0.11	1.82
(1,37)	1:A:104:ARG:N	2:B:99:HIS:O	20	1.82	0.11	1.82
(1,37)	1:A:104:ARG:N	2:B:101:VAL:C	20	1.82	0.11	1.82
(1,37)	1:A:104:ARG:N	2:B:101:VAL:CA	20	1.82	0.11	1.82
(1,37)	1:A:104:ARG:N	2:B:101:VAL:CB	20	1.82	0.11	1.82
(1,37)	1:A:104:ARG:N	2:B:101:VAL:CG1	20	1.82	0.11	1.82
(1,37)	1:A:104:ARG:N	2:B:101:VAL:CG2	20	1.82	0.11	1.82
(1,37)	1:A:104:ARG:N	2:B:101:VAL:H	20	1.82	0.11	1.82

*Continued on next page...*

Continued from previous page...

Key	Atom-1	Atom-2	Models <sup>1</sup>	Mean (Å)	SD <sup>1</sup> (Å)	Median (Å)
(1,37)	1:A:104:ARG:N	2:B:101:VAL:HA	20	1.82	0.11	1.82
(1,37)	1:A:104:ARG:N	2:B:101:VAL:HB	20	1.82	0.11	1.82
(1,37)	1:A:104:ARG:N	2:B:101:VAL:HG11	20	1.82	0.11	1.82
(1,37)	1:A:104:ARG:N	2:B:101:VAL:HG12	20	1.82	0.11	1.82
(1,37)	1:A:104:ARG:N	2:B:101:VAL:HG13	20	1.82	0.11	1.82
(1,37)	1:A:104:ARG:N	2:B:101:VAL:HG21	20	1.82	0.11	1.82
(1,37)	1:A:104:ARG:N	2:B:101:VAL:HG22	20	1.82	0.11	1.82
(1,37)	1:A:104:ARG:N	2:B:101:VAL:HG23	20	1.82	0.11	1.82
(1,37)	1:A:104:ARG:N	2:B:101:VAL:N	20	1.82	0.11	1.82
(1,37)	1:A:104:ARG:N	2:B:101:VAL:O	20	1.82	0.11	1.82
(1,37)	1:A:104:ARG:NE	2:B:75:ILE:C	20	1.82	0.11	1.82
(1,37)	1:A:104:ARG:NE	2:B:75:ILE:CA	20	1.82	0.11	1.82
(1,37)	1:A:104:ARG:NE	2:B:75:ILE:CB	20	1.82	0.11	1.82
(1,37)	1:A:104:ARG:NE	2:B:75:ILE:CD1	20	1.82	0.11	1.82
(1,37)	1:A:104:ARG:NE	2:B:75:ILE:CG1	20	1.82	0.11	1.82
(1,37)	1:A:104:ARG:NE	2:B:75:ILE:CG2	20	1.82	0.11	1.82
(1,37)	1:A:104:ARG:NE	2:B:75:ILE:H	20	1.82	0.11	1.82
(1,37)	1:A:104:ARG:NE	2:B:75:ILE:HA	20	1.82	0.11	1.82
(1,37)	1:A:104:ARG:NE	2:B:75:ILE:HB	20	1.82	0.11	1.82
(1,37)	1:A:104:ARG:NE	2:B:75:ILE:HD11	20	1.82	0.11	1.82
(1,37)	1:A:104:ARG:NE	2:B:75:ILE:HD12	20	1.82	0.11	1.82
(1,37)	1:A:104:ARG:NE	2:B:75:ILE:HD13	20	1.82	0.11	1.82
(1,37)	1:A:104:ARG:NE	2:B:75:ILE:HG12	20	1.82	0.11	1.82
(1,37)	1:A:104:ARG:NE	2:B:75:ILE:HG13	20	1.82	0.11	1.82
(1,37)	1:A:104:ARG:NE	2:B:75:ILE:HG21	20	1.82	0.11	1.82
(1,37)	1:A:104:ARG:NE	2:B:75:ILE:HG22	20	1.82	0.11	1.82
(1,37)	1:A:104:ARG:NE	2:B:75:ILE:HG23	20	1.82	0.11	1.82
(1,37)	1:A:104:ARG:NE	2:B:75:ILE:N	20	1.82	0.11	1.82
(1,37)	1:A:104:ARG:NE	2:B:75:ILE:O	20	1.82	0.11	1.82
(1,37)	1:A:104:ARG:NE	2:B:77:ALA:C	20	1.82	0.11	1.82
(1,37)	1:A:104:ARG:NE	2:B:77:ALA:CA	20	1.82	0.11	1.82
(1,37)	1:A:104:ARG:NE	2:B:77:ALA:CB	20	1.82	0.11	1.82
(1,37)	1:A:104:ARG:NE	2:B:77:ALA:H	20	1.82	0.11	1.82
(1,37)	1:A:104:ARG:NE	2:B:77:ALA:HA	20	1.82	0.11	1.82
(1,37)	1:A:104:ARG:NE	2:B:77:ALA:HB1	20	1.82	0.11	1.82
(1,37)	1:A:104:ARG:NE	2:B:77:ALA:HB2	20	1.82	0.11	1.82
(1,37)	1:A:104:ARG:NE	2:B:77:ALA:HB3	20	1.82	0.11	1.82
(1,37)	1:A:104:ARG:NE	2:B:77:ALA:N	20	1.82	0.11	1.82
(1,37)	1:A:104:ARG:NE	2:B:77:ALA:O	20	1.82	0.11	1.82
(1,37)	1:A:104:ARG:NE	2:B:78:GLY:C	20	1.82	0.11	1.82
(1,37)	1:A:104:ARG:NE	2:B:78:GLY:CA	20	1.82	0.11	1.82
(1,37)	1:A:104:ARG:NE	2:B:78:GLY:H	20	1.82	0.11	1.82

Continued on next page...

*Continued from previous page...*

Key	Atom-1	Atom-2	Models <sup>1</sup>	Mean (Å)	SD <sup>1</sup> (Å)	Median (Å)
(1,37)	1:A:104:ARG:NE	2:B:78:GLY:HA2	20	1.82	0.11	1.82
(1,37)	1:A:104:ARG:NE	2:B:78:GLY:HA3	20	1.82	0.11	1.82
(1,37)	1:A:104:ARG:NE	2:B:78:GLY:N	20	1.82	0.11	1.82
(1,37)	1:A:104:ARG:NE	2:B:78:GLY:O	20	1.82	0.11	1.82
(1,37)	1:A:104:ARG:NE	2:B:79:LYS:C	20	1.82	0.11	1.82
(1,37)	1:A:104:ARG:NE	2:B:79:LYS:CA	20	1.82	0.11	1.82
(1,37)	1:A:104:ARG:NE	2:B:79:LYS:CB	20	1.82	0.11	1.82
(1,37)	1:A:104:ARG:NE	2:B:79:LYS:CD	20	1.82	0.11	1.82
(1,37)	1:A:104:ARG:NE	2:B:79:LYS:CE	20	1.82	0.11	1.82
(1,37)	1:A:104:ARG:NE	2:B:79:LYS:CG	20	1.82	0.11	1.82
(1,37)	1:A:104:ARG:NE	2:B:79:LYS:H	20	1.82	0.11	1.82
(1,37)	1:A:104:ARG:NE	2:B:79:LYS:HA	20	1.82	0.11	1.82
(1,37)	1:A:104:ARG:NE	2:B:79:LYS:HB2	20	1.82	0.11	1.82
(1,37)	1:A:104:ARG:NE	2:B:79:LYS:HB3	20	1.82	0.11	1.82
(1,37)	1:A:104:ARG:NE	2:B:79:LYS:HD2	20	1.82	0.11	1.82
(1,37)	1:A:104:ARG:NE	2:B:79:LYS:HD3	20	1.82	0.11	1.82
(1,37)	1:A:104:ARG:NE	2:B:79:LYS:HE2	20	1.82	0.11	1.82
(1,37)	1:A:104:ARG:NE	2:B:79:LYS:HE3	20	1.82	0.11	1.82
(1,37)	1:A:104:ARG:NE	2:B:79:LYS:HG2	20	1.82	0.11	1.82
(1,37)	1:A:104:ARG:NE	2:B:79:LYS:HG3	20	1.82	0.11	1.82
(1,37)	1:A:104:ARG:NE	2:B:79:LYS:HZ1	20	1.82	0.11	1.82
(1,37)	1:A:104:ARG:NE	2:B:79:LYS:HZ2	20	1.82	0.11	1.82
(1,37)	1:A:104:ARG:NE	2:B:79:LYS:HZ3	20	1.82	0.11	1.82
(1,37)	1:A:104:ARG:NE	2:B:79:LYS:N	20	1.82	0.11	1.82
(1,37)	1:A:104:ARG:NE	2:B:79:LYS:NZ	20	1.82	0.11	1.82
(1,37)	1:A:104:ARG:NE	2:B:79:LYS:O	20	1.82	0.11	1.82
(1,37)	1:A:104:ARG:NE	2:B:80:ILE:C	20	1.82	0.11	1.82
(1,37)	1:A:104:ARG:NE	2:B:80:ILE:CA	20	1.82	0.11	1.82
(1,37)	1:A:104:ARG:NE	2:B:80:ILE:CB	20	1.82	0.11	1.82
(1,37)	1:A:104:ARG:NE	2:B:80:ILE:CD1	20	1.82	0.11	1.82
(1,37)	1:A:104:ARG:NE	2:B:80:ILE:CG1	20	1.82	0.11	1.82
(1,37)	1:A:104:ARG:NE	2:B:80:ILE:CG2	20	1.82	0.11	1.82
(1,37)	1:A:104:ARG:NE	2:B:80:ILE:H	20	1.82	0.11	1.82
(1,37)	1:A:104:ARG:NE	2:B:80:ILE:HA	20	1.82	0.11	1.82
(1,37)	1:A:104:ARG:NE	2:B:80:ILE:HB	20	1.82	0.11	1.82
(1,37)	1:A:104:ARG:NE	2:B:80:ILE:HD11	20	1.82	0.11	1.82
(1,37)	1:A:104:ARG:NE	2:B:80:ILE:HD12	20	1.82	0.11	1.82
(1,37)	1:A:104:ARG:NE	2:B:80:ILE:HD13	20	1.82	0.11	1.82
(1,37)	1:A:104:ARG:NE	2:B:80:ILE:HG12	20	1.82	0.11	1.82
(1,37)	1:A:104:ARG:NE	2:B:80:ILE:HG13	20	1.82	0.11	1.82
(1,37)	1:A:104:ARG:NE	2:B:80:ILE:HG21	20	1.82	0.11	1.82
(1,37)	1:A:104:ARG:NE	2:B:80:ILE:HG22	20	1.82	0.11	1.82

*Continued on next page...*

*Continued from previous page...*

Key	Atom-1	Atom-2	Models <sup>1</sup>	Mean (Å)	SD <sup>1</sup> (Å)	Median (Å)
(1,37)	1:A:104:ARG:NE	2:B:80:ILE:HG23	20	1.82	0.11	1.82
(1,37)	1:A:104:ARG:NE	2:B:80:ILE:N	20	1.82	0.11	1.82
(1,37)	1:A:104:ARG:NE	2:B:80:ILE:O	20	1.82	0.11	1.82
(1,37)	1:A:104:ARG:NE	2:B:84:GLN:C	20	1.82	0.11	1.82
(1,37)	1:A:104:ARG:NE	2:B:84:GLN:CA	20	1.82	0.11	1.82
(1,37)	1:A:104:ARG:NE	2:B:84:GLN:CB	20	1.82	0.11	1.82
(1,37)	1:A:104:ARG:NE	2:B:84:GLN:CD	20	1.82	0.11	1.82
(1,37)	1:A:104:ARG:NE	2:B:84:GLN:CG	20	1.82	0.11	1.82
(1,37)	1:A:104:ARG:NE	2:B:84:GLN:H	20	1.82	0.11	1.82
(1,37)	1:A:104:ARG:NE	2:B:84:GLN:HA	20	1.82	0.11	1.82
(1,37)	1:A:104:ARG:NE	2:B:84:GLN:HB2	20	1.82	0.11	1.82
(1,37)	1:A:104:ARG:NE	2:B:84:GLN:HB3	20	1.82	0.11	1.82
(1,37)	1:A:104:ARG:NE	2:B:84:GLN:HE21	20	1.82	0.11	1.82
(1,37)	1:A:104:ARG:NE	2:B:84:GLN:HE22	20	1.82	0.11	1.82
(1,37)	1:A:104:ARG:NE	2:B:84:GLN:HG2	20	1.82	0.11	1.82
(1,37)	1:A:104:ARG:NE	2:B:84:GLN:HG3	20	1.82	0.11	1.82
(1,37)	1:A:104:ARG:NE	2:B:84:GLN:N	20	1.82	0.11	1.82
(1,37)	1:A:104:ARG:NE	2:B:84:GLN:NE2	20	1.82	0.11	1.82
(1,37)	1:A:104:ARG:NE	2:B:84:GLN:O	20	1.82	0.11	1.82
(1,37)	1:A:104:ARG:NE	2:B:84:GLN:OE1	20	1.82	0.11	1.82
(1,37)	1:A:104:ARG:NE	2:B:97:THR:C	20	1.82	0.11	1.82
(1,37)	1:A:104:ARG:NE	2:B:97:THR:CA	20	1.82	0.11	1.82
(1,37)	1:A:104:ARG:NE	2:B:97:THR:CB	20	1.82	0.11	1.82
(1,37)	1:A:104:ARG:NE	2:B:97:THR:CG2	20	1.82	0.11	1.82
(1,37)	1:A:104:ARG:NE	2:B:97:THR:H	20	1.82	0.11	1.82
(1,37)	1:A:104:ARG:NE	2:B:97:THR:HA	20	1.82	0.11	1.82
(1,37)	1:A:104:ARG:NE	2:B:97:THR:HB	20	1.82	0.11	1.82
(1,37)	1:A:104:ARG:NE	2:B:97:THR:HG1	20	1.82	0.11	1.82
(1,37)	1:A:104:ARG:NE	2:B:97:THR:HG21	20	1.82	0.11	1.82
(1,37)	1:A:104:ARG:NE	2:B:97:THR:HG22	20	1.82	0.11	1.82
(1,37)	1:A:104:ARG:NE	2:B:97:THR:HG23	20	1.82	0.11	1.82
(1,37)	1:A:104:ARG:NE	2:B:97:THR:N	20	1.82	0.11	1.82
(1,37)	1:A:104:ARG:NE	2:B:97:THR:O	20	1.82	0.11	1.82
(1,37)	1:A:104:ARG:NE	2:B:97:THR:OG1	20	1.82	0.11	1.82
(1,37)	1:A:104:ARG:NE	2:B:99:HIS:C	20	1.82	0.11	1.82
(1,37)	1:A:104:ARG:NE	2:B:99:HIS:CA	20	1.82	0.11	1.82
(1,37)	1:A:104:ARG:NE	2:B:99:HIS:CB	20	1.82	0.11	1.82
(1,37)	1:A:104:ARG:NE	2:B:99:HIS:CD2	20	1.82	0.11	1.82
(1,37)	1:A:104:ARG:NE	2:B:99:HIS:CE1	20	1.82	0.11	1.82
(1,37)	1:A:104:ARG:NE	2:B:99:HIS:CG	20	1.82	0.11	1.82
(1,37)	1:A:104:ARG:NE	2:B:99:HIS:H	20	1.82	0.11	1.82
(1,37)	1:A:104:ARG:NE	2:B:99:HIS:HA	20	1.82	0.11	1.82

*Continued on next page...*

*Continued from previous page...*

Key	Atom-1	Atom-2	Models <sup>1</sup>	Mean (Å)	SD <sup>1</sup> (Å)	Median (Å)
(1,37)	1:A:104:ARG:NE	2:B:99:HIS:HB2	20	1.82	0.11	1.82
(1,37)	1:A:104:ARG:NE	2:B:99:HIS:HB3	20	1.82	0.11	1.82
(1,37)	1:A:104:ARG:NE	2:B:99:HIS:HD1	20	1.82	0.11	1.82
(1,37)	1:A:104:ARG:NE	2:B:99:HIS:HD2	20	1.82	0.11	1.82
(1,37)	1:A:104:ARG:NE	2:B:99:HIS:HE1	20	1.82	0.11	1.82
(1,37)	1:A:104:ARG:NE	2:B:99:HIS:HE2	20	1.82	0.11	1.82
(1,37)	1:A:104:ARG:NE	2:B:99:HIS:N	20	1.82	0.11	1.82
(1,37)	1:A:104:ARG:NE	2:B:99:HIS:ND1	20	1.82	0.11	1.82
(1,37)	1:A:104:ARG:NE	2:B:99:HIS:NE2	20	1.82	0.11	1.82
(1,37)	1:A:104:ARG:NE	2:B:99:HIS:O	20	1.82	0.11	1.82
(1,37)	1:A:104:ARG:NE	2:B:101:VAL:C	20	1.82	0.11	1.82
(1,37)	1:A:104:ARG:NE	2:B:101:VAL:CA	20	1.82	0.11	1.82
(1,37)	1:A:104:ARG:NE	2:B:101:VAL:CB	20	1.82	0.11	1.82
(1,37)	1:A:104:ARG:NE	2:B:101:VAL:CG1	20	1.82	0.11	1.82
(1,37)	1:A:104:ARG:NE	2:B:101:VAL:CG2	20	1.82	0.11	1.82
(1,37)	1:A:104:ARG:NE	2:B:101:VAL:H	20	1.82	0.11	1.82
(1,37)	1:A:104:ARG:NE	2:B:101:VAL:HA	20	1.82	0.11	1.82
(1,37)	1:A:104:ARG:NE	2:B:101:VAL:HB	20	1.82	0.11	1.82
(1,37)	1:A:104:ARG:NE	2:B:101:VAL:HG11	20	1.82	0.11	1.82
(1,37)	1:A:104:ARG:NE	2:B:101:VAL:HG12	20	1.82	0.11	1.82
(1,37)	1:A:104:ARG:NE	2:B:101:VAL:HG13	20	1.82	0.11	1.82
(1,37)	1:A:104:ARG:NE	2:B:101:VAL:HG21	20	1.82	0.11	1.82
(1,37)	1:A:104:ARG:NE	2:B:101:VAL:HG22	20	1.82	0.11	1.82
(1,37)	1:A:104:ARG:NE	2:B:101:VAL:HG23	20	1.82	0.11	1.82
(1,37)	1:A:104:ARG:NE	2:B:101:VAL:N	20	1.82	0.11	1.82
(1,37)	1:A:104:ARG:NE	2:B:101:VAL:O	20	1.82	0.11	1.82
(1,37)	1:A:104:ARG:NH1	2:B:75:ILE:C	20	1.82	0.11	1.82
(1,37)	1:A:104:ARG:NH1	2:B:75:ILE:CA	20	1.82	0.11	1.82
(1,37)	1:A:104:ARG:NH1	2:B:75:ILE:CB	20	1.82	0.11	1.82
(1,37)	1:A:104:ARG:NH1	2:B:75:ILE:CD1	20	1.82	0.11	1.82
(1,37)	1:A:104:ARG:NH1	2:B:75:ILE:CG1	20	1.82	0.11	1.82
(1,37)	1:A:104:ARG:NH1	2:B:75:ILE:CG2	20	1.82	0.11	1.82
(1,37)	1:A:104:ARG:NH1	2:B:75:ILE:H	20	1.82	0.11	1.82
(1,37)	1:A:104:ARG:NH1	2:B:75:ILE:HA	20	1.82	0.11	1.82
(1,37)	1:A:104:ARG:NH1	2:B:75:ILE:HB	20	1.82	0.11	1.82
(1,37)	1:A:104:ARG:NH1	2:B:75:ILE:HD11	20	1.82	0.11	1.82
(1,37)	1:A:104:ARG:NH1	2:B:75:ILE:HD12	20	1.82	0.11	1.82
(1,37)	1:A:104:ARG:NH1	2:B:75:ILE:HD13	20	1.82	0.11	1.82
(1,37)	1:A:104:ARG:NH1	2:B:75:ILE:HG12	20	1.82	0.11	1.82
(1,37)	1:A:104:ARG:NH1	2:B:75:ILE:HG13	20	1.82	0.11	1.82
(1,37)	1:A:104:ARG:NH1	2:B:75:ILE:HG21	20	1.82	0.11	1.82
(1,37)	1:A:104:ARG:NH1	2:B:75:ILE:HG22	20	1.82	0.11	1.82

*Continued on next page...*



Continued from previous page...

Key	Atom-1	Atom-2	Models <sup>1</sup>	Mean (Å)	SD <sup>1</sup> (Å)	Median (Å)
(1,37)	1:A:104:ARG:NH1	2:B:75:ILE:HG23	20	1.82	0.11	1.82
(1,37)	1:A:104:ARG:NH1	2:B:75:ILE:N	20	1.82	0.11	1.82
(1,37)	1:A:104:ARG:NH1	2:B:75:ILE:O	20	1.82	0.11	1.82
(1,37)	1:A:104:ARG:NH1	2:B:77:ALA:C	20	1.82	0.11	1.82
(1,37)	1:A:104:ARG:NH1	2:B:77:ALA:CA	20	1.82	0.11	1.82
(1,37)	1:A:104:ARG:NH1	2:B:77:ALA:CB	20	1.82	0.11	1.82
(1,37)	1:A:104:ARG:NH1	2:B:77:ALA:H	20	1.82	0.11	1.82
(1,37)	1:A:104:ARG:NH1	2:B:77:ALA:HA	20	1.82	0.11	1.82
(1,37)	1:A:104:ARG:NH1	2:B:77:ALA:HB1	20	1.82	0.11	1.82
(1,37)	1:A:104:ARG:NH1	2:B:77:ALA:HB2	20	1.82	0.11	1.82
(1,37)	1:A:104:ARG:NH1	2:B:77:ALA:HB3	20	1.82	0.11	1.82
(1,37)	1:A:104:ARG:NH1	2:B:77:ALA:N	20	1.82	0.11	1.82
(1,37)	1:A:104:ARG:NH1	2:B:77:ALA:O	20	1.82	0.11	1.82
(1,37)	1:A:104:ARG:NH1	2:B:78:GLY:C	20	1.82	0.11	1.82
(1,37)	1:A:104:ARG:NH1	2:B:78:GLY:CA	20	1.82	0.11	1.82
(1,37)	1:A:104:ARG:NH1	2:B:78:GLY:H	20	1.82	0.11	1.82
(1,37)	1:A:104:ARG:NH1	2:B:78:GLY:HA2	20	1.82	0.11	1.82
(1,37)	1:A:104:ARG:NH1	2:B:78:GLY:HA3	20	1.82	0.11	1.82
(1,37)	1:A:104:ARG:NH1	2:B:78:GLY:N	20	1.82	0.11	1.82
(1,37)	1:A:104:ARG:NH1	2:B:78:GLY:O	20	1.82	0.11	1.82
(1,37)	1:A:104:ARG:NH1	2:B:79:LYS:C	20	1.82	0.11	1.82
(1,37)	1:A:104:ARG:NH1	2:B:79:LYS:CA	20	1.82	0.11	1.82
(1,37)	1:A:104:ARG:NH1	2:B:79:LYS:CB	20	1.82	0.11	1.82
(1,37)	1:A:104:ARG:NH1	2:B:79:LYS:CD	20	1.82	0.11	1.82
(1,37)	1:A:104:ARG:NH1	2:B:79:LYS:CE	20	1.82	0.11	1.82
(1,37)	1:A:104:ARG:NH1	2:B:79:LYS:CG	20	1.82	0.11	1.82
(1,37)	1:A:104:ARG:NH1	2:B:79:LYS:H	20	1.82	0.11	1.82
(1,37)	1:A:104:ARG:NH1	2:B:79:LYS:HA	20	1.82	0.11	1.82
(1,37)	1:A:104:ARG:NH1	2:B:79:LYS:HB2	20	1.82	0.11	1.82
(1,37)	1:A:104:ARG:NH1	2:B:79:LYS:HB3	20	1.82	0.11	1.82
(1,37)	1:A:104:ARG:NH1	2:B:79:LYS:HD2	20	1.82	0.11	1.82
(1,37)	1:A:104:ARG:NH1	2:B:79:LYS:HD3	20	1.82	0.11	1.82
(1,37)	1:A:104:ARG:NH1	2:B:79:LYS:HE2	20	1.82	0.11	1.82
(1,37)	1:A:104:ARG:NH1	2:B:79:LYS:HE3	20	1.82	0.11	1.82
(1,37)	1:A:104:ARG:NH1	2:B:79:LYS:HG2	20	1.82	0.11	1.82
(1,37)	1:A:104:ARG:NH1	2:B:79:LYS:HG3	20	1.82	0.11	1.82
(1,37)	1:A:104:ARG:NH1	2:B:79:LYS:HZ1	20	1.82	0.11	1.82
(1,37)	1:A:104:ARG:NH1	2:B:79:LYS:HZ2	20	1.82	0.11	1.82
(1,37)	1:A:104:ARG:NH1	2:B:79:LYS:HZ3	20	1.82	0.11	1.82
(1,37)	1:A:104:ARG:NH1	2:B:79:LYS:N	20	1.82	0.11	1.82
(1,37)	1:A:104:ARG:NH1	2:B:79:LYS:NZ	20	1.82	0.11	1.82
(1,37)	1:A:104:ARG:NH1	2:B:79:LYS:O	20	1.82	0.11	1.82

Continued on next page...

*Continued from previous page...*

Key	Atom-1	Atom-2	Models <sup>1</sup>	Mean (Å)	SD <sup>1</sup> (Å)	Median (Å)
(1,37)	1:A:104:ARG:NH1	2:B:80:ILE:C	20	1.82	0.11	1.82
(1,37)	1:A:104:ARG:NH1	2:B:80:ILE:CA	20	1.82	0.11	1.82
(1,37)	1:A:104:ARG:NH1	2:B:80:ILE:CB	20	1.82	0.11	1.82
(1,37)	1:A:104:ARG:NH1	2:B:80:ILE:CD1	20	1.82	0.11	1.82
(1,37)	1:A:104:ARG:NH1	2:B:80:ILE:CG1	20	1.82	0.11	1.82
(1,37)	1:A:104:ARG:NH1	2:B:80:ILE:CG2	20	1.82	0.11	1.82
(1,37)	1:A:104:ARG:NH1	2:B:80:ILE:H	20	1.82	0.11	1.82
(1,37)	1:A:104:ARG:NH1	2:B:80:ILE:HA	20	1.82	0.11	1.82
(1,37)	1:A:104:ARG:NH1	2:B:80:ILE:HB	20	1.82	0.11	1.82
(1,37)	1:A:104:ARG:NH1	2:B:80:ILE:HD11	20	1.82	0.11	1.82
(1,37)	1:A:104:ARG:NH1	2:B:80:ILE:HD12	20	1.82	0.11	1.82
(1,37)	1:A:104:ARG:NH1	2:B:80:ILE:HD13	20	1.82	0.11	1.82
(1,37)	1:A:104:ARG:NH1	2:B:80:ILE:HG12	20	1.82	0.11	1.82
(1,37)	1:A:104:ARG:NH1	2:B:80:ILE:HG13	20	1.82	0.11	1.82
(1,37)	1:A:104:ARG:NH1	2:B:80:ILE:HG21	20	1.82	0.11	1.82
(1,37)	1:A:104:ARG:NH1	2:B:80:ILE:HG22	20	1.82	0.11	1.82
(1,37)	1:A:104:ARG:NH1	2:B:80:ILE:HG23	20	1.82	0.11	1.82
(1,37)	1:A:104:ARG:NH1	2:B:80:ILE:N	20	1.82	0.11	1.82
(1,37)	1:A:104:ARG:NH1	2:B:80:ILE:O	20	1.82	0.11	1.82
(1,37)	1:A:104:ARG:NH1	2:B:84:GLN:C	20	1.82	0.11	1.82
(1,37)	1:A:104:ARG:NH1	2:B:84:GLN:CA	20	1.82	0.11	1.82
(1,37)	1:A:104:ARG:NH1	2:B:84:GLN:CB	20	1.82	0.11	1.82
(1,37)	1:A:104:ARG:NH1	2:B:84:GLN:CD	20	1.82	0.11	1.82
(1,37)	1:A:104:ARG:NH1	2:B:84:GLN:CG	20	1.82	0.11	1.82
(1,37)	1:A:104:ARG:NH1	2:B:84:GLN:H	20	1.82	0.11	1.82
(1,37)	1:A:104:ARG:NH1	2:B:84:GLN:HA	20	1.82	0.11	1.82
(1,37)	1:A:104:ARG:NH1	2:B:84:GLN:HB2	20	1.82	0.11	1.82
(1,37)	1:A:104:ARG:NH1	2:B:84:GLN:HB3	20	1.82	0.11	1.82
(1,37)	1:A:104:ARG:NH1	2:B:84:GLN:HE21	20	1.82	0.11	1.82
(1,37)	1:A:104:ARG:NH1	2:B:84:GLN:HE22	20	1.82	0.11	1.82
(1,37)	1:A:104:ARG:NH1	2:B:84:GLN:HG2	20	1.82	0.11	1.82
(1,37)	1:A:104:ARG:NH1	2:B:84:GLN:HG3	20	1.82	0.11	1.82
(1,37)	1:A:104:ARG:NH1	2:B:84:GLN:N	20	1.82	0.11	1.82
(1,37)	1:A:104:ARG:NH1	2:B:84:GLN:NE2	20	1.82	0.11	1.82
(1,37)	1:A:104:ARG:NH1	2:B:84:GLN:O	20	1.82	0.11	1.82
(1,37)	1:A:104:ARG:NH1	2:B:84:GLN:OE1	20	1.82	0.11	1.82
(1,37)	1:A:104:ARG:NH1	2:B:97:THR:C	20	1.82	0.11	1.82
(1,37)	1:A:104:ARG:NH1	2:B:97:THR:CA	20	1.82	0.11	1.82
(1,37)	1:A:104:ARG:NH1	2:B:97:THR:CB	20	1.82	0.11	1.82
(1,37)	1:A:104:ARG:NH1	2:B:97:THR:CG2	20	1.82	0.11	1.82
(1,37)	1:A:104:ARG:NH1	2:B:97:THR:H	20	1.82	0.11	1.82
(1,37)	1:A:104:ARG:NH1	2:B:97:THR:HA	20	1.82	0.11	1.82

*Continued on next page...*

Continued from previous page...

Key	Atom-1	Atom-2	Models <sup>1</sup>	Mean (Å)	SD <sup>1</sup> (Å)	Median (Å)
(1,37)	1:A:104:ARG:NH1	2:B:97:THR:HB	20	1.82	0.11	1.82
(1,37)	1:A:104:ARG:NH1	2:B:97:THR:HG1	20	1.82	0.11	1.82
(1,37)	1:A:104:ARG:NH1	2:B:97:THR:HG21	20	1.82	0.11	1.82
(1,37)	1:A:104:ARG:NH1	2:B:97:THR:HG22	20	1.82	0.11	1.82
(1,37)	1:A:104:ARG:NH1	2:B:97:THR:HG23	20	1.82	0.11	1.82
(1,37)	1:A:104:ARG:NH1	2:B:97:THR:N	20	1.82	0.11	1.82
(1,37)	1:A:104:ARG:NH1	2:B:97:THR:O	20	1.82	0.11	1.82
(1,37)	1:A:104:ARG:NH1	2:B:97:THR:OG1	20	1.82	0.11	1.82
(1,37)	1:A:104:ARG:NH1	2:B:99:HIS:C	20	1.82	0.11	1.82
(1,37)	1:A:104:ARG:NH1	2:B:99:HIS:CA	20	1.82	0.11	1.82
(1,37)	1:A:104:ARG:NH1	2:B:99:HIS:CB	20	1.82	0.11	1.82
(1,37)	1:A:104:ARG:NH1	2:B:99:HIS:CD2	20	1.82	0.11	1.82
(1,37)	1:A:104:ARG:NH1	2:B:99:HIS:CE1	20	1.82	0.11	1.82
(1,37)	1:A:104:ARG:NH1	2:B:99:HIS:CG	20	1.82	0.11	1.82
(1,37)	1:A:104:ARG:NH1	2:B:99:HIS:H	20	1.82	0.11	1.82
(1,37)	1:A:104:ARG:NH1	2:B:99:HIS:HA	20	1.82	0.11	1.82
(1,37)	1:A:104:ARG:NH1	2:B:99:HIS:HB2	20	1.82	0.11	1.82
(1,37)	1:A:104:ARG:NH1	2:B:99:HIS:HB3	20	1.82	0.11	1.82
(1,37)	1:A:104:ARG:NH1	2:B:99:HIS:HD1	20	1.82	0.11	1.82
(1,37)	1:A:104:ARG:NH1	2:B:99:HIS:HD2	20	1.82	0.11	1.82
(1,37)	1:A:104:ARG:NH1	2:B:99:HIS:HE1	20	1.82	0.11	1.82
(1,37)	1:A:104:ARG:NH1	2:B:99:HIS:HE2	20	1.82	0.11	1.82
(1,37)	1:A:104:ARG:NH1	2:B:99:HIS:N	20	1.82	0.11	1.82
(1,37)	1:A:104:ARG:NH1	2:B:99:HIS:ND1	20	1.82	0.11	1.82
(1,37)	1:A:104:ARG:NH1	2:B:99:HIS:NE2	20	1.82	0.11	1.82
(1,37)	1:A:104:ARG:NH1	2:B:99:HIS:O	20	1.82	0.11	1.82
(1,37)	1:A:104:ARG:NH1	2:B:101:VAL:C	20	1.82	0.11	1.82
(1,37)	1:A:104:ARG:NH1	2:B:101:VAL:CA	20	1.82	0.11	1.82
(1,37)	1:A:104:ARG:NH1	2:B:101:VAL:CB	20	1.82	0.11	1.82
(1,37)	1:A:104:ARG:NH1	2:B:101:VAL:CG1	20	1.82	0.11	1.82
(1,37)	1:A:104:ARG:NH1	2:B:101:VAL:CG2	20	1.82	0.11	1.82
(1,37)	1:A:104:ARG:NH1	2:B:101:VAL:H	20	1.82	0.11	1.82
(1,37)	1:A:104:ARG:NH1	2:B:101:VAL:HA	20	1.82	0.11	1.82
(1,37)	1:A:104:ARG:NH1	2:B:101:VAL:HB	20	1.82	0.11	1.82
(1,37)	1:A:104:ARG:NH1	2:B:101:VAL:HG11	20	1.82	0.11	1.82
(1,37)	1:A:104:ARG:NH1	2:B:101:VAL:HG12	20	1.82	0.11	1.82
(1,37)	1:A:104:ARG:NH1	2:B:101:VAL:HG13	20	1.82	0.11	1.82
(1,37)	1:A:104:ARG:NH1	2:B:101:VAL:HG21	20	1.82	0.11	1.82
(1,37)	1:A:104:ARG:NH1	2:B:101:VAL:HG22	20	1.82	0.11	1.82
(1,37)	1:A:104:ARG:NH1	2:B:101:VAL:HG23	20	1.82	0.11	1.82
(1,37)	1:A:104:ARG:NH1	2:B:101:VAL:N	20	1.82	0.11	1.82
(1,37)	1:A:104:ARG:NH1	2:B:101:VAL:O	20	1.82	0.11	1.82

Continued on next page...

*Continued from previous page...*

Key	Atom-1	Atom-2	Models <sup>1</sup>	Mean (Å)	SD <sup>1</sup> (Å)	Median (Å)
(1,37)	1:A:104:ARG:NH2	2:B:75:ILE:C	20	1.82	0.11	1.82
(1,37)	1:A:104:ARG:NH2	2:B:75:ILE:CA	20	1.82	0.11	1.82
(1,37)	1:A:104:ARG:NH2	2:B:75:ILE:CB	20	1.82	0.11	1.82
(1,37)	1:A:104:ARG:NH2	2:B:75:ILE:CD1	20	1.82	0.11	1.82
(1,37)	1:A:104:ARG:NH2	2:B:75:ILE:CG1	20	1.82	0.11	1.82
(1,37)	1:A:104:ARG:NH2	2:B:75:ILE:CG2	20	1.82	0.11	1.82
(1,37)	1:A:104:ARG:NH2	2:B:75:ILE:H	20	1.82	0.11	1.82
(1,37)	1:A:104:ARG:NH2	2:B:75:ILE:HA	20	1.82	0.11	1.82
(1,37)	1:A:104:ARG:NH2	2:B:75:ILE:HB	20	1.82	0.11	1.82
(1,37)	1:A:104:ARG:NH2	2:B:75:ILE:HD11	20	1.82	0.11	1.82
(1,37)	1:A:104:ARG:NH2	2:B:75:ILE:HD12	20	1.82	0.11	1.82
(1,37)	1:A:104:ARG:NH2	2:B:75:ILE:HD13	20	1.82	0.11	1.82
(1,37)	1:A:104:ARG:NH2	2:B:75:ILE:HG12	20	1.82	0.11	1.82
(1,37)	1:A:104:ARG:NH2	2:B:75:ILE:HG13	20	1.82	0.11	1.82
(1,37)	1:A:104:ARG:NH2	2:B:75:ILE:HG21	20	1.82	0.11	1.82
(1,37)	1:A:104:ARG:NH2	2:B:75:ILE:HG22	20	1.82	0.11	1.82
(1,37)	1:A:104:ARG:NH2	2:B:75:ILE:HG23	20	1.82	0.11	1.82
(1,37)	1:A:104:ARG:NH2	2:B:75:ILE:N	20	1.82	0.11	1.82
(1,37)	1:A:104:ARG:NH2	2:B:75:ILE:O	20	1.82	0.11	1.82
(1,37)	1:A:104:ARG:NH2	2:B:77:ALA:C	20	1.82	0.11	1.82
(1,37)	1:A:104:ARG:NH2	2:B:77:ALA:CA	20	1.82	0.11	1.82
(1,37)	1:A:104:ARG:NH2	2:B:77:ALA:CB	20	1.82	0.11	1.82
(1,37)	1:A:104:ARG:NH2	2:B:77:ALA:H	20	1.82	0.11	1.82
(1,37)	1:A:104:ARG:NH2	2:B:77:ALA:HA	20	1.82	0.11	1.82
(1,37)	1:A:104:ARG:NH2	2:B:77:ALA:HB1	20	1.82	0.11	1.82
(1,37)	1:A:104:ARG:NH2	2:B:77:ALA:HB2	20	1.82	0.11	1.82
(1,37)	1:A:104:ARG:NH2	2:B:77:ALA:HB3	20	1.82	0.11	1.82
(1,37)	1:A:104:ARG:NH2	2:B:77:ALA:N	20	1.82	0.11	1.82
(1,37)	1:A:104:ARG:NH2	2:B:77:ALA:O	20	1.82	0.11	1.82
(1,37)	1:A:104:ARG:NH2	2:B:78:GLY:C	20	1.82	0.11	1.82
(1,37)	1:A:104:ARG:NH2	2:B:78:GLY:CA	20	1.82	0.11	1.82
(1,37)	1:A:104:ARG:NH2	2:B:78:GLY:H	20	1.82	0.11	1.82
(1,37)	1:A:104:ARG:NH2	2:B:78:GLY:HA2	20	1.82	0.11	1.82
(1,37)	1:A:104:ARG:NH2	2:B:78:GLY:HA3	20	1.82	0.11	1.82
(1,37)	1:A:104:ARG:NH2	2:B:78:GLY:N	20	1.82	0.11	1.82
(1,37)	1:A:104:ARG:NH2	2:B:78:GLY:O	20	1.82	0.11	1.82
(1,37)	1:A:104:ARG:NH2	2:B:79:LYS:C	20	1.82	0.11	1.82
(1,37)	1:A:104:ARG:NH2	2:B:79:LYS:CA	20	1.82	0.11	1.82
(1,37)	1:A:104:ARG:NH2	2:B:79:LYS:CB	20	1.82	0.11	1.82
(1,37)	1:A:104:ARG:NH2	2:B:79:LYS:CD	20	1.82	0.11	1.82
(1,37)	1:A:104:ARG:NH2	2:B:79:LYS:CE	20	1.82	0.11	1.82
(1,37)	1:A:104:ARG:NH2	2:B:79:LYS:CG	20	1.82	0.11	1.82

*Continued on next page...*

*Continued from previous page...*

Key	Atom-1	Atom-2	Models <sup>1</sup>	Mean (Å)	SD <sup>1</sup> (Å)	Median (Å)
(1,37)	1:A:104:ARG:NH2	2:B:79:LYS:H	20	1.82	0.11	1.82
(1,37)	1:A:104:ARG:NH2	2:B:79:LYS:HA	20	1.82	0.11	1.82
(1,37)	1:A:104:ARG:NH2	2:B:79:LYS:HB2	20	1.82	0.11	1.82
(1,37)	1:A:104:ARG:NH2	2:B:79:LYS:HB3	20	1.82	0.11	1.82
(1,37)	1:A:104:ARG:NH2	2:B:79:LYS:HD2	20	1.82	0.11	1.82
(1,37)	1:A:104:ARG:NH2	2:B:79:LYS:HD3	20	1.82	0.11	1.82
(1,37)	1:A:104:ARG:NH2	2:B:79:LYS:HE2	20	1.82	0.11	1.82
(1,37)	1:A:104:ARG:NH2	2:B:79:LYS:HE3	20	1.82	0.11	1.82
(1,37)	1:A:104:ARG:NH2	2:B:79:LYS:HG2	20	1.82	0.11	1.82
(1,37)	1:A:104:ARG:NH2	2:B:79:LYS:HG3	20	1.82	0.11	1.82
(1,37)	1:A:104:ARG:NH2	2:B:79:LYS:HZ1	20	1.82	0.11	1.82
(1,37)	1:A:104:ARG:NH2	2:B:79:LYS:HZ2	20	1.82	0.11	1.82
(1,37)	1:A:104:ARG:NH2	2:B:79:LYS:HZ3	20	1.82	0.11	1.82
(1,37)	1:A:104:ARG:NH2	2:B:79:LYS:N	20	1.82	0.11	1.82
(1,37)	1:A:104:ARG:NH2	2:B:79:LYS:NZ	20	1.82	0.11	1.82
(1,37)	1:A:104:ARG:NH2	2:B:79:LYS:O	20	1.82	0.11	1.82
(1,37)	1:A:104:ARG:NH2	2:B:80:ILE:C	20	1.82	0.11	1.82
(1,37)	1:A:104:ARG:NH2	2:B:80:ILE:CA	20	1.82	0.11	1.82
(1,37)	1:A:104:ARG:NH2	2:B:80:ILE:CB	20	1.82	0.11	1.82
(1,37)	1:A:104:ARG:NH2	2:B:80:ILE:CD1	20	1.82	0.11	1.82
(1,37)	1:A:104:ARG:NH2	2:B:80:ILE:CG1	20	1.82	0.11	1.82
(1,37)	1:A:104:ARG:NH2	2:B:80:ILE:CG2	20	1.82	0.11	1.82
(1,37)	1:A:104:ARG:NH2	2:B:80:ILE:H	20	1.82	0.11	1.82
(1,37)	1:A:104:ARG:NH2	2:B:80:ILE:HA	20	1.82	0.11	1.82
(1,37)	1:A:104:ARG:NH2	2:B:80:ILE:HB	20	1.82	0.11	1.82
(1,37)	1:A:104:ARG:NH2	2:B:80:ILE:HD11	20	1.82	0.11	1.82
(1,37)	1:A:104:ARG:NH2	2:B:80:ILE:HD12	20	1.82	0.11	1.82
(1,37)	1:A:104:ARG:NH2	2:B:80:ILE:HD13	20	1.82	0.11	1.82
(1,37)	1:A:104:ARG:NH2	2:B:80:ILE:HG12	20	1.82	0.11	1.82
(1,37)	1:A:104:ARG:NH2	2:B:80:ILE:HG13	20	1.82	0.11	1.82
(1,37)	1:A:104:ARG:NH2	2:B:80:ILE:HG21	20	1.82	0.11	1.82
(1,37)	1:A:104:ARG:NH2	2:B:80:ILE:HG22	20	1.82	0.11	1.82
(1,37)	1:A:104:ARG:NH2	2:B:80:ILE:HG23	20	1.82	0.11	1.82
(1,37)	1:A:104:ARG:NH2	2:B:80:ILE:N	20	1.82	0.11	1.82
(1,37)	1:A:104:ARG:NH2	2:B:80:ILE:O	20	1.82	0.11	1.82
(1,37)	1:A:104:ARG:NH2	2:B:84:GLN:C	20	1.82	0.11	1.82
(1,37)	1:A:104:ARG:NH2	2:B:84:GLN:CA	20	1.82	0.11	1.82
(1,37)	1:A:104:ARG:NH2	2:B:84:GLN:CB	20	1.82	0.11	1.82
(1,37)	1:A:104:ARG:NH2	2:B:84:GLN:CD	20	1.82	0.11	1.82
(1,37)	1:A:104:ARG:NH2	2:B:84:GLN:CG	20	1.82	0.11	1.82
(1,37)	1:A:104:ARG:NH2	2:B:84:GLN:H	20	1.82	0.11	1.82
(1,37)	1:A:104:ARG:NH2	2:B:84:GLN:HA	20	1.82	0.11	1.82

*Continued on next page...*

*Continued from previous page...*

Key	Atom-1	Atom-2	Models <sup>1</sup>	Mean (Å)	SD <sup>1</sup> (Å)	Median (Å)
(1,37)	1:A:104:ARG:NH2	2:B:84:GLN:HB2	20	1.82	0.11	1.82
(1,37)	1:A:104:ARG:NH2	2:B:84:GLN:HB3	20	1.82	0.11	1.82
(1,37)	1:A:104:ARG:NH2	2:B:84:GLN:HE21	20	1.82	0.11	1.82
(1,37)	1:A:104:ARG:NH2	2:B:84:GLN:HE22	20	1.82	0.11	1.82
(1,37)	1:A:104:ARG:NH2	2:B:84:GLN:HG2	20	1.82	0.11	1.82
(1,37)	1:A:104:ARG:NH2	2:B:84:GLN:HG3	20	1.82	0.11	1.82
(1,37)	1:A:104:ARG:NH2	2:B:84:GLN:N	20	1.82	0.11	1.82
(1,37)	1:A:104:ARG:NH2	2:B:84:GLN:NE2	20	1.82	0.11	1.82
(1,37)	1:A:104:ARG:NH2	2:B:84:GLN:O	20	1.82	0.11	1.82
(1,37)	1:A:104:ARG:NH2	2:B:84:GLN:OE1	20	1.82	0.11	1.82
(1,37)	1:A:104:ARG:NH2	2:B:97:THR:C	20	1.82	0.11	1.82
(1,37)	1:A:104:ARG:NH2	2:B:97:THR:CA	20	1.82	0.11	1.82
(1,37)	1:A:104:ARG:NH2	2:B:97:THR:CB	20	1.82	0.11	1.82
(1,37)	1:A:104:ARG:NH2	2:B:97:THR:CG2	20	1.82	0.11	1.82
(1,37)	1:A:104:ARG:NH2	2:B:97:THR:H	20	1.82	0.11	1.82
(1,37)	1:A:104:ARG:NH2	2:B:97:THR:HA	20	1.82	0.11	1.82
(1,37)	1:A:104:ARG:NH2	2:B:97:THR:HB	20	1.82	0.11	1.82
(1,37)	1:A:104:ARG:NH2	2:B:97:THR:HG1	20	1.82	0.11	1.82
(1,37)	1:A:104:ARG:NH2	2:B:97:THR:HG21	20	1.82	0.11	1.82
(1,37)	1:A:104:ARG:NH2	2:B:97:THR:HG22	20	1.82	0.11	1.82
(1,37)	1:A:104:ARG:NH2	2:B:97:THR:HG23	20	1.82	0.11	1.82
(1,37)	1:A:104:ARG:NH2	2:B:97:THR:N	20	1.82	0.11	1.82
(1,37)	1:A:104:ARG:NH2	2:B:97:THR:O	20	1.82	0.11	1.82
(1,37)	1:A:104:ARG:NH2	2:B:97:THR:OG1	20	1.82	0.11	1.82
(1,37)	1:A:104:ARG:NH2	2:B:99:HIS:C	20	1.82	0.11	1.82
(1,37)	1:A:104:ARG:NH2	2:B:99:HIS:CA	20	1.82	0.11	1.82
(1,37)	1:A:104:ARG:NH2	2:B:99:HIS:CB	20	1.82	0.11	1.82
(1,37)	1:A:104:ARG:NH2	2:B:99:HIS:CD2	20	1.82	0.11	1.82
(1,37)	1:A:104:ARG:NH2	2:B:99:HIS:CE1	20	1.82	0.11	1.82
(1,37)	1:A:104:ARG:NH2	2:B:99:HIS:CG	20	1.82	0.11	1.82
(1,37)	1:A:104:ARG:NH2	2:B:99:HIS:H	20	1.82	0.11	1.82
(1,37)	1:A:104:ARG:NH2	2:B:99:HIS:HA	20	1.82	0.11	1.82
(1,37)	1:A:104:ARG:NH2	2:B:99:HIS:HB2	20	1.82	0.11	1.82
(1,37)	1:A:104:ARG:NH2	2:B:99:HIS:HB3	20	1.82	0.11	1.82
(1,37)	1:A:104:ARG:NH2	2:B:99:HIS:HD1	20	1.82	0.11	1.82
(1,37)	1:A:104:ARG:NH2	2:B:99:HIS:HD2	20	1.82	0.11	1.82
(1,37)	1:A:104:ARG:NH2	2:B:99:HIS:HE1	20	1.82	0.11	1.82
(1,37)	1:A:104:ARG:NH2	2:B:99:HIS:HE2	20	1.82	0.11	1.82
(1,37)	1:A:104:ARG:NH2	2:B:99:HIS:N	20	1.82	0.11	1.82
(1,37)	1:A:104:ARG:NH2	2:B:99:HIS:ND1	20	1.82	0.11	1.82
(1,37)	1:A:104:ARG:NH2	2:B:99:HIS:NE2	20	1.82	0.11	1.82
(1,37)	1:A:104:ARG:NH2	2:B:99:HIS:O	20	1.82	0.11	1.82

*Continued on next page...*

Continued from previous page...

Key	Atom-1	Atom-2	Models <sup>1</sup>	Mean (Å)	SD <sup>1</sup> (Å)	Median (Å)
(1,37)	1:A:104:ARG:NH2	2:B:101:VAL:C	20	1.82	0.11	1.82
(1,37)	1:A:104:ARG:NH2	2:B:101:VAL:CA	20	1.82	0.11	1.82
(1,37)	1:A:104:ARG:NH2	2:B:101:VAL:CB	20	1.82	0.11	1.82
(1,37)	1:A:104:ARG:NH2	2:B:101:VAL:CG1	20	1.82	0.11	1.82
(1,37)	1:A:104:ARG:NH2	2:B:101:VAL:CG2	20	1.82	0.11	1.82
(1,37)	1:A:104:ARG:NH2	2:B:101:VAL:H	20	1.82	0.11	1.82
(1,37)	1:A:104:ARG:NH2	2:B:101:VAL:HA	20	1.82	0.11	1.82
(1,37)	1:A:104:ARG:NH2	2:B:101:VAL:HB	20	1.82	0.11	1.82
(1,37)	1:A:104:ARG:NH2	2:B:101:VAL:HG11	20	1.82	0.11	1.82
(1,37)	1:A:104:ARG:NH2	2:B:101:VAL:HG12	20	1.82	0.11	1.82
(1,37)	1:A:104:ARG:NH2	2:B:101:VAL:HG13	20	1.82	0.11	1.82
(1,37)	1:A:104:ARG:NH2	2:B:101:VAL:HG21	20	1.82	0.11	1.82
(1,37)	1:A:104:ARG:NH2	2:B:101:VAL:HG22	20	1.82	0.11	1.82
(1,37)	1:A:104:ARG:NH2	2:B:101:VAL:HG23	20	1.82	0.11	1.82
(1,37)	1:A:104:ARG:NH2	2:B:101:VAL:N	20	1.82	0.11	1.82
(1,37)	1:A:104:ARG:NH2	2:B:101:VAL:O	20	1.82	0.11	1.82
(1,37)	1:A:104:ARG:O	2:B:75:ILE:C	20	1.82	0.11	1.82
(1,37)	1:A:104:ARG:O	2:B:75:ILE:CA	20	1.82	0.11	1.82
(1,37)	1:A:104:ARG:O	2:B:75:ILE:CB	20	1.82	0.11	1.82
(1,37)	1:A:104:ARG:O	2:B:75:ILE:CD1	20	1.82	0.11	1.82
(1,37)	1:A:104:ARG:O	2:B:75:ILE:CG1	20	1.82	0.11	1.82
(1,37)	1:A:104:ARG:O	2:B:75:ILE:CG2	20	1.82	0.11	1.82
(1,37)	1:A:104:ARG:O	2:B:75:ILE:H	20	1.82	0.11	1.82
(1,37)	1:A:104:ARG:O	2:B:75:ILE:HA	20	1.82	0.11	1.82
(1,37)	1:A:104:ARG:O	2:B:75:ILE:HB	20	1.82	0.11	1.82
(1,37)	1:A:104:ARG:O	2:B:75:ILE:HD11	20	1.82	0.11	1.82
(1,37)	1:A:104:ARG:O	2:B:75:ILE:HD12	20	1.82	0.11	1.82
(1,37)	1:A:104:ARG:O	2:B:75:ILE:HD13	20	1.82	0.11	1.82
(1,37)	1:A:104:ARG:O	2:B:75:ILE:HG12	20	1.82	0.11	1.82
(1,37)	1:A:104:ARG:O	2:B:75:ILE:HG13	20	1.82	0.11	1.82
(1,37)	1:A:104:ARG:O	2:B:75:ILE:HG21	20	1.82	0.11	1.82
(1,37)	1:A:104:ARG:O	2:B:75:ILE:HG22	20	1.82	0.11	1.82
(1,37)	1:A:104:ARG:O	2:B:75:ILE:HG23	20	1.82	0.11	1.82
(1,37)	1:A:104:ARG:O	2:B:75:ILE:N	20	1.82	0.11	1.82
(1,37)	1:A:104:ARG:O	2:B:75:ILE:O	20	1.82	0.11	1.82
(1,37)	1:A:104:ARG:O	2:B:77:ALA:C	20	1.82	0.11	1.82
(1,37)	1:A:104:ARG:O	2:B:77:ALA:CA	20	1.82	0.11	1.82
(1,37)	1:A:104:ARG:O	2:B:77:ALA:CB	20	1.82	0.11	1.82
(1,37)	1:A:104:ARG:O	2:B:77:ALA:H	20	1.82	0.11	1.82
(1,37)	1:A:104:ARG:O	2:B:77:ALA:HA	20	1.82	0.11	1.82
(1,37)	1:A:104:ARG:O	2:B:77:ALA:HB1	20	1.82	0.11	1.82
(1,37)	1:A:104:ARG:O	2:B:77:ALA:HB2	20	1.82	0.11	1.82

Continued on next page...

*Continued from previous page...*

Key	Atom-1	Atom-2	Models <sup>1</sup>	Mean (Å)	SD <sup>1</sup> (Å)	Median (Å)
(1,37)	1:A:104:ARG:O	2:B:77:ALA:HB3	20	1.82	0.11	1.82
(1,37)	1:A:104:ARG:O	2:B:77:ALA:N	20	1.82	0.11	1.82
(1,37)	1:A:104:ARG:O	2:B:77:ALA:O	20	1.82	0.11	1.82
(1,37)	1:A:104:ARG:O	2:B:78:GLY:C	20	1.82	0.11	1.82
(1,37)	1:A:104:ARG:O	2:B:78:GLY:CA	20	1.82	0.11	1.82
(1,37)	1:A:104:ARG:O	2:B:78:GLY:H	20	1.82	0.11	1.82
(1,37)	1:A:104:ARG:O	2:B:78:GLY:HA2	20	1.82	0.11	1.82
(1,37)	1:A:104:ARG:O	2:B:78:GLY:HA3	20	1.82	0.11	1.82
(1,37)	1:A:104:ARG:O	2:B:78:GLY:N	20	1.82	0.11	1.82
(1,37)	1:A:104:ARG:O	2:B:78:GLY:O	20	1.82	0.11	1.82
(1,37)	1:A:104:ARG:O	2:B:79:LYS:C	20	1.82	0.11	1.82
(1,37)	1:A:104:ARG:O	2:B:79:LYS:CA	20	1.82	0.11	1.82
(1,37)	1:A:104:ARG:O	2:B:79:LYS:CB	20	1.82	0.11	1.82
(1,37)	1:A:104:ARG:O	2:B:79:LYS:CD	20	1.82	0.11	1.82
(1,37)	1:A:104:ARG:O	2:B:79:LYS:CE	20	1.82	0.11	1.82
(1,37)	1:A:104:ARG:O	2:B:79:LYS:CG	20	1.82	0.11	1.82
(1,37)	1:A:104:ARG:O	2:B:79:LYS:H	20	1.82	0.11	1.82
(1,37)	1:A:104:ARG:O	2:B:79:LYS:HA	20	1.82	0.11	1.82
(1,37)	1:A:104:ARG:O	2:B:79:LYS:HB2	20	1.82	0.11	1.82
(1,37)	1:A:104:ARG:O	2:B:79:LYS:HB3	20	1.82	0.11	1.82
(1,37)	1:A:104:ARG:O	2:B:79:LYS:HD2	20	1.82	0.11	1.82
(1,37)	1:A:104:ARG:O	2:B:79:LYS:HD3	20	1.82	0.11	1.82
(1,37)	1:A:104:ARG:O	2:B:79:LYS:HE2	20	1.82	0.11	1.82
(1,37)	1:A:104:ARG:O	2:B:79:LYS:HE3	20	1.82	0.11	1.82
(1,37)	1:A:104:ARG:O	2:B:79:LYS:HG2	20	1.82	0.11	1.82
(1,37)	1:A:104:ARG:O	2:B:79:LYS:HG3	20	1.82	0.11	1.82
(1,37)	1:A:104:ARG:O	2:B:79:LYS:HZ1	20	1.82	0.11	1.82
(1,37)	1:A:104:ARG:O	2:B:79:LYS:HZ2	20	1.82	0.11	1.82
(1,37)	1:A:104:ARG:O	2:B:79:LYS:HZ3	20	1.82	0.11	1.82
(1,37)	1:A:104:ARG:O	2:B:79:LYS:N	20	1.82	0.11	1.82
(1,37)	1:A:104:ARG:O	2:B:79:LYS:NZ	20	1.82	0.11	1.82
(1,37)	1:A:104:ARG:O	2:B:79:LYS:O	20	1.82	0.11	1.82
(1,37)	1:A:104:ARG:O	2:B:80:ILE:C	20	1.82	0.11	1.82
(1,37)	1:A:104:ARG:O	2:B:80:ILE:CA	20	1.82	0.11	1.82
(1,37)	1:A:104:ARG:O	2:B:80:ILE:CB	20	1.82	0.11	1.82
(1,37)	1:A:104:ARG:O	2:B:80:ILE:CD1	20	1.82	0.11	1.82
(1,37)	1:A:104:ARG:O	2:B:80:ILE:CG1	20	1.82	0.11	1.82
(1,37)	1:A:104:ARG:O	2:B:80:ILE:CG2	20	1.82	0.11	1.82
(1,37)	1:A:104:ARG:O	2:B:80:ILE:H	20	1.82	0.11	1.82
(1,37)	1:A:104:ARG:O	2:B:80:ILE:HA	20	1.82	0.11	1.82
(1,37)	1:A:104:ARG:O	2:B:80:ILE:HB	20	1.82	0.11	1.82
(1,37)	1:A:104:ARG:O	2:B:80:ILE:HD11	20	1.82	0.11	1.82

*Continued on next page...*



*Continued from previous page...*

Key	Atom-1	Atom-2	Models <sup>1</sup>	Mean (Å)	SD <sup>1</sup> (Å)	Median (Å)
(1,37)	1:A:104:ARG:O	2:B:80:ILE:HD12	20	1.82	0.11	1.82
(1,37)	1:A:104:ARG:O	2:B:80:ILE:HD13	20	1.82	0.11	1.82
(1,37)	1:A:104:ARG:O	2:B:80:ILE:HG12	20	1.82	0.11	1.82
(1,37)	1:A:104:ARG:O	2:B:80:ILE:HG13	20	1.82	0.11	1.82
(1,37)	1:A:104:ARG:O	2:B:80:ILE:HG21	20	1.82	0.11	1.82
(1,37)	1:A:104:ARG:O	2:B:80:ILE:HG22	20	1.82	0.11	1.82
(1,37)	1:A:104:ARG:O	2:B:80:ILE:HG23	20	1.82	0.11	1.82
(1,37)	1:A:104:ARG:O	2:B:80:ILE:N	20	1.82	0.11	1.82
(1,37)	1:A:104:ARG:O	2:B:80:ILE:O	20	1.82	0.11	1.82
(1,37)	1:A:104:ARG:O	2:B:84:GLN:C	20	1.82	0.11	1.82
(1,37)	1:A:104:ARG:O	2:B:84:GLN:CA	20	1.82	0.11	1.82
(1,37)	1:A:104:ARG:O	2:B:84:GLN:CB	20	1.82	0.11	1.82
(1,37)	1:A:104:ARG:O	2:B:84:GLN:CD	20	1.82	0.11	1.82
(1,37)	1:A:104:ARG:O	2:B:84:GLN:CG	20	1.82	0.11	1.82
(1,37)	1:A:104:ARG:O	2:B:84:GLN:H	20	1.82	0.11	1.82
(1,37)	1:A:104:ARG:O	2:B:84:GLN:HA	20	1.82	0.11	1.82
(1,37)	1:A:104:ARG:O	2:B:84:GLN:HB2	20	1.82	0.11	1.82
(1,37)	1:A:104:ARG:O	2:B:84:GLN:HB3	20	1.82	0.11	1.82
(1,37)	1:A:104:ARG:O	2:B:84:GLN:HE21	20	1.82	0.11	1.82
(1,37)	1:A:104:ARG:O	2:B:84:GLN:HE22	20	1.82	0.11	1.82
(1,37)	1:A:104:ARG:O	2:B:84:GLN:HG2	20	1.82	0.11	1.82
(1,37)	1:A:104:ARG:O	2:B:84:GLN:HG3	20	1.82	0.11	1.82
(1,37)	1:A:104:ARG:O	2:B:84:GLN:N	20	1.82	0.11	1.82
(1,37)	1:A:104:ARG:O	2:B:84:GLN:NE2	20	1.82	0.11	1.82
(1,37)	1:A:104:ARG:O	2:B:84:GLN:O	20	1.82	0.11	1.82
(1,37)	1:A:104:ARG:O	2:B:84:GLN:OE1	20	1.82	0.11	1.82
(1,37)	1:A:104:ARG:O	2:B:97:THR:C	20	1.82	0.11	1.82
(1,37)	1:A:104:ARG:O	2:B:97:THR:CA	20	1.82	0.11	1.82
(1,37)	1:A:104:ARG:O	2:B:97:THR:CB	20	1.82	0.11	1.82
(1,37)	1:A:104:ARG:O	2:B:97:THR:CG2	20	1.82	0.11	1.82
(1,37)	1:A:104:ARG:O	2:B:97:THR:H	20	1.82	0.11	1.82
(1,37)	1:A:104:ARG:O	2:B:97:THR:HA	20	1.82	0.11	1.82
(1,37)	1:A:104:ARG:O	2:B:97:THR:HB	20	1.82	0.11	1.82
(1,37)	1:A:104:ARG:O	2:B:97:THR:HG1	20	1.82	0.11	1.82
(1,37)	1:A:104:ARG:O	2:B:97:THR:HG21	20	1.82	0.11	1.82
(1,37)	1:A:104:ARG:O	2:B:97:THR:HG22	20	1.82	0.11	1.82
(1,37)	1:A:104:ARG:O	2:B:97:THR:HG23	20	1.82	0.11	1.82
(1,37)	1:A:104:ARG:O	2:B:97:THR:N	20	1.82	0.11	1.82
(1,37)	1:A:104:ARG:O	2:B:97:THR:O	20	1.82	0.11	1.82
(1,37)	1:A:104:ARG:O	2:B:97:THR:OG1	20	1.82	0.11	1.82
(1,37)	1:A:104:ARG:O	2:B:99:HIS:C	20	1.82	0.11	1.82
(1,37)	1:A:104:ARG:O	2:B:99:HIS:CA	20	1.82	0.11	1.82

*Continued on next page...*

*Continued from previous page...*

Key	Atom-1	Atom-2	Models <sup>1</sup>	Mean (Å)	SD <sup>1</sup> (Å)	Median (Å)
(1,37)	1:A:104:ARG:O	2:B:99:HIS:CB	20	1.82	0.11	1.82
(1,37)	1:A:104:ARG:O	2:B:99:HIS:CD2	20	1.82	0.11	1.82
(1,37)	1:A:104:ARG:O	2:B:99:HIS:CE1	20	1.82	0.11	1.82
(1,37)	1:A:104:ARG:O	2:B:99:HIS:CG	20	1.82	0.11	1.82
(1,37)	1:A:104:ARG:O	2:B:99:HIS:H	20	1.82	0.11	1.82
(1,37)	1:A:104:ARG:O	2:B:99:HIS:HA	20	1.82	0.11	1.82
(1,37)	1:A:104:ARG:O	2:B:99:HIS:HB2	20	1.82	0.11	1.82
(1,37)	1:A:104:ARG:O	2:B:99:HIS:HB3	20	1.82	0.11	1.82
(1,37)	1:A:104:ARG:O	2:B:99:HIS:HD1	20	1.82	0.11	1.82
(1,37)	1:A:104:ARG:O	2:B:99:HIS:HD2	20	1.82	0.11	1.82
(1,37)	1:A:104:ARG:O	2:B:99:HIS:HE1	20	1.82	0.11	1.82
(1,37)	1:A:104:ARG:O	2:B:99:HIS:HE2	20	1.82	0.11	1.82
(1,37)	1:A:104:ARG:O	2:B:99:HIS:N	20	1.82	0.11	1.82
(1,37)	1:A:104:ARG:O	2:B:99:HIS:ND1	20	1.82	0.11	1.82
(1,37)	1:A:104:ARG:O	2:B:99:HIS:NE2	20	1.82	0.11	1.82
(1,37)	1:A:104:ARG:O	2:B:99:HIS:O	20	1.82	0.11	1.82
(1,37)	1:A:104:ARG:O	2:B:101:VAL:C	20	1.82	0.11	1.82
(1,37)	1:A:104:ARG:O	2:B:101:VAL:CA	20	1.82	0.11	1.82
(1,37)	1:A:104:ARG:O	2:B:101:VAL:CB	20	1.82	0.11	1.82
(1,37)	1:A:104:ARG:O	2:B:101:VAL:CG1	20	1.82	0.11	1.82
(1,37)	1:A:104:ARG:O	2:B:101:VAL:CG2	20	1.82	0.11	1.82
(1,37)	1:A:104:ARG:O	2:B:101:VAL:H	20	1.82	0.11	1.82
(1,37)	1:A:104:ARG:O	2:B:101:VAL:HA	20	1.82	0.11	1.82
(1,37)	1:A:104:ARG:O	2:B:101:VAL:HB	20	1.82	0.11	1.82
(1,37)	1:A:104:ARG:O	2:B:101:VAL:HG11	20	1.82	0.11	1.82
(1,37)	1:A:104:ARG:O	2:B:101:VAL:HG12	20	1.82	0.11	1.82
(1,37)	1:A:104:ARG:O	2:B:101:VAL:HG13	20	1.82	0.11	1.82
(1,37)	1:A:104:ARG:O	2:B:101:VAL:HG21	20	1.82	0.11	1.82
(1,37)	1:A:104:ARG:O	2:B:101:VAL:HG22	20	1.82	0.11	1.82
(1,37)	1:A:104:ARG:O	2:B:101:VAL:HG23	20	1.82	0.11	1.82
(1,37)	1:A:104:ARG:O	2:B:101:VAL:N	20	1.82	0.11	1.82
(1,37)	1:A:104:ARG:O	2:B:101:VAL:O	20	1.82	0.11	1.82
(1,33)	1:A:55:SER:C	2:B:75:ILE:C	20	1.8	0.12	1.76
(1,33)	1:A:55:SER:C	2:B:75:ILE:CA	20	1.8	0.12	1.76
(1,33)	1:A:55:SER:C	2:B:75:ILE:CB	20	1.8	0.12	1.76
(1,33)	1:A:55:SER:C	2:B:75:ILE:CD1	20	1.8	0.12	1.76
(1,33)	1:A:55:SER:C	2:B:75:ILE:CG1	20	1.8	0.12	1.76
(1,33)	1:A:55:SER:C	2:B:75:ILE:CG2	20	1.8	0.12	1.76
(1,33)	1:A:55:SER:C	2:B:75:ILE:H	20	1.8	0.12	1.76
(1,33)	1:A:55:SER:C	2:B:75:ILE:HA	20	1.8	0.12	1.76
(1,33)	1:A:55:SER:C	2:B:75:ILE:HB	20	1.8	0.12	1.76
(1,33)	1:A:55:SER:C	2:B:75:ILE:HD11	20	1.8	0.12	1.76

*Continued on next page...*

*Continued from previous page...*

Key	Atom-1	Atom-2	Models <sup>1</sup>	Mean (Å)	SD <sup>1</sup> (Å)	Median (Å)
(1,33)	1:A:55:SER:C	2:B:75:ILE:HD12	20	1.8	0.12	1.76
(1,33)	1:A:55:SER:C	2:B:75:ILE:HD13	20	1.8	0.12	1.76
(1,33)	1:A:55:SER:C	2:B:75:ILE:HG12	20	1.8	0.12	1.76
(1,33)	1:A:55:SER:C	2:B:75:ILE:HG13	20	1.8	0.12	1.76
(1,33)	1:A:55:SER:C	2:B:75:ILE:HG21	20	1.8	0.12	1.76
(1,33)	1:A:55:SER:C	2:B:75:ILE:HG22	20	1.8	0.12	1.76
(1,33)	1:A:55:SER:C	2:B:75:ILE:HG23	20	1.8	0.12	1.76
(1,33)	1:A:55:SER:C	2:B:75:ILE:N	20	1.8	0.12	1.76
(1,33)	1:A:55:SER:C	2:B:75:ILE:O	20	1.8	0.12	1.76
(1,33)	1:A:55:SER:C	2:B:77:ALA:C	20	1.8	0.12	1.76
(1,33)	1:A:55:SER:C	2:B:77:ALA:CA	20	1.8	0.12	1.76
(1,33)	1:A:55:SER:C	2:B:77:ALA:CB	20	1.8	0.12	1.76
(1,33)	1:A:55:SER:C	2:B:77:ALA:H	20	1.8	0.12	1.76
(1,33)	1:A:55:SER:C	2:B:77:ALA:HA	20	1.8	0.12	1.76
(1,33)	1:A:55:SER:C	2:B:77:ALA:HB1	20	1.8	0.12	1.76
(1,33)	1:A:55:SER:C	2:B:77:ALA:HB2	20	1.8	0.12	1.76
(1,33)	1:A:55:SER:C	2:B:77:ALA:HB3	20	1.8	0.12	1.76
(1,33)	1:A:55:SER:C	2:B:77:ALA:N	20	1.8	0.12	1.76
(1,33)	1:A:55:SER:C	2:B:77:ALA:O	20	1.8	0.12	1.76
(1,33)	1:A:55:SER:C	2:B:78:GLY:C	20	1.8	0.12	1.76
(1,33)	1:A:55:SER:C	2:B:78:GLY:CA	20	1.8	0.12	1.76
(1,33)	1:A:55:SER:C	2:B:78:GLY:H	20	1.8	0.12	1.76
(1,33)	1:A:55:SER:C	2:B:78:GLY:HA2	20	1.8	0.12	1.76
(1,33)	1:A:55:SER:C	2:B:78:GLY:HA3	20	1.8	0.12	1.76
(1,33)	1:A:55:SER:C	2:B:78:GLY:N	20	1.8	0.12	1.76
(1,33)	1:A:55:SER:C	2:B:78:GLY:O	20	1.8	0.12	1.76
(1,33)	1:A:55:SER:C	2:B:79:LYS:C	20	1.8	0.12	1.76
(1,33)	1:A:55:SER:C	2:B:79:LYS:CA	20	1.8	0.12	1.76
(1,33)	1:A:55:SER:C	2:B:79:LYS:CB	20	1.8	0.12	1.76
(1,33)	1:A:55:SER:C	2:B:79:LYS:CD	20	1.8	0.12	1.76
(1,33)	1:A:55:SER:C	2:B:79:LYS:CE	20	1.8	0.12	1.76
(1,33)	1:A:55:SER:C	2:B:79:LYS:CG	20	1.8	0.12	1.76
(1,33)	1:A:55:SER:C	2:B:79:LYS:H	20	1.8	0.12	1.76
(1,33)	1:A:55:SER:C	2:B:79:LYS:HA	20	1.8	0.12	1.76
(1,33)	1:A:55:SER:C	2:B:79:LYS:HB2	20	1.8	0.12	1.76
(1,33)	1:A:55:SER:C	2:B:79:LYS:HB3	20	1.8	0.12	1.76
(1,33)	1:A:55:SER:C	2:B:79:LYS:HD2	20	1.8	0.12	1.76
(1,33)	1:A:55:SER:C	2:B:79:LYS:HD3	20	1.8	0.12	1.76
(1,33)	1:A:55:SER:C	2:B:79:LYS:HE2	20	1.8	0.12	1.76
(1,33)	1:A:55:SER:C	2:B:79:LYS:HE3	20	1.8	0.12	1.76
(1,33)	1:A:55:SER:C	2:B:79:LYS:HG2	20	1.8	0.12	1.76
(1,33)	1:A:55:SER:C	2:B:79:LYS:HG3	20	1.8	0.12	1.76

*Continued on next page...*

*Continued from previous page...*

Key	Atom-1	Atom-2	Models <sup>1</sup>	Mean (Å)	SD <sup>1</sup> (Å)	Median (Å)
(1,33)	1:A:55:SER:C	2:B:79:LYS:HZ1	20	1.8	0.12	1.76
(1,33)	1:A:55:SER:C	2:B:79:LYS:HZ2	20	1.8	0.12	1.76
(1,33)	1:A:55:SER:C	2:B:79:LYS:HZ3	20	1.8	0.12	1.76
(1,33)	1:A:55:SER:C	2:B:79:LYS:N	20	1.8	0.12	1.76
(1,33)	1:A:55:SER:C	2:B:79:LYS:NZ	20	1.8	0.12	1.76
(1,33)	1:A:55:SER:C	2:B:79:LYS:O	20	1.8	0.12	1.76
(1,33)	1:A:55:SER:C	2:B:80:ILE:C	20	1.8	0.12	1.76
(1,33)	1:A:55:SER:C	2:B:80:ILE:CA	20	1.8	0.12	1.76
(1,33)	1:A:55:SER:C	2:B:80:ILE:CB	20	1.8	0.12	1.76
(1,33)	1:A:55:SER:C	2:B:80:ILE:CD1	20	1.8	0.12	1.76
(1,33)	1:A:55:SER:C	2:B:80:ILE:CG1	20	1.8	0.12	1.76
(1,33)	1:A:55:SER:C	2:B:80:ILE:CG2	20	1.8	0.12	1.76
(1,33)	1:A:55:SER:C	2:B:80:ILE:H	20	1.8	0.12	1.76
(1,33)	1:A:55:SER:C	2:B:80:ILE:HA	20	1.8	0.12	1.76
(1,33)	1:A:55:SER:C	2:B:80:ILE:HB	20	1.8	0.12	1.76
(1,33)	1:A:55:SER:C	2:B:80:ILE:HD11	20	1.8	0.12	1.76
(1,33)	1:A:55:SER:C	2:B:80:ILE:HD12	20	1.8	0.12	1.76
(1,33)	1:A:55:SER:C	2:B:80:ILE:HD13	20	1.8	0.12	1.76
(1,33)	1:A:55:SER:C	2:B:80:ILE:HG12	20	1.8	0.12	1.76
(1,33)	1:A:55:SER:C	2:B:80:ILE:HG13	20	1.8	0.12	1.76
(1,33)	1:A:55:SER:C	2:B:80:ILE:HG21	20	1.8	0.12	1.76
(1,33)	1:A:55:SER:C	2:B:80:ILE:HG22	20	1.8	0.12	1.76
(1,33)	1:A:55:SER:C	2:B:80:ILE:HG23	20	1.8	0.12	1.76
(1,33)	1:A:55:SER:C	2:B:80:ILE:N	20	1.8	0.12	1.76
(1,33)	1:A:55:SER:C	2:B:80:ILE:O	20	1.8	0.12	1.76
(1,33)	1:A:55:SER:C	2:B:84:GLN:C	20	1.8	0.12	1.76
(1,33)	1:A:55:SER:C	2:B:84:GLN:CA	20	1.8	0.12	1.76
(1,33)	1:A:55:SER:C	2:B:84:GLN:CB	20	1.8	0.12	1.76
(1,33)	1:A:55:SER:C	2:B:84:GLN:CD	20	1.8	0.12	1.76
(1,33)	1:A:55:SER:C	2:B:84:GLN:CG	20	1.8	0.12	1.76
(1,33)	1:A:55:SER:C	2:B:84:GLN:H	20	1.8	0.12	1.76
(1,33)	1:A:55:SER:C	2:B:84:GLN:HA	20	1.8	0.12	1.76
(1,33)	1:A:55:SER:C	2:B:84:GLN:HB2	20	1.8	0.12	1.76
(1,33)	1:A:55:SER:C	2:B:84:GLN:HB3	20	1.8	0.12	1.76
(1,33)	1:A:55:SER:C	2:B:84:GLN:HE21	20	1.8	0.12	1.76
(1,33)	1:A:55:SER:C	2:B:84:GLN:HE22	20	1.8	0.12	1.76
(1,33)	1:A:55:SER:C	2:B:84:GLN:HG2	20	1.8	0.12	1.76
(1,33)	1:A:55:SER:C	2:B:84:GLN:HG3	20	1.8	0.12	1.76
(1,33)	1:A:55:SER:C	2:B:84:GLN:N	20	1.8	0.12	1.76
(1,33)	1:A:55:SER:C	2:B:84:GLN:NE2	20	1.8	0.12	1.76
(1,33)	1:A:55:SER:C	2:B:84:GLN:O	20	1.8	0.12	1.76
(1,33)	1:A:55:SER:C	2:B:84:GLN:OE1	20	1.8	0.12	1.76

*Continued on next page...*

*Continued from previous page...*

Key	Atom-1	Atom-2	Models <sup>1</sup>	Mean (Å)	SD <sup>1</sup> (Å)	Median (Å)
(1,33)	1:A:55:SER:C	2:B:97:THR:C	20	1.8	0.12	1.76
(1,33)	1:A:55:SER:C	2:B:97:THR:CA	20	1.8	0.12	1.76
(1,33)	1:A:55:SER:C	2:B:97:THR:CB	20	1.8	0.12	1.76
(1,33)	1:A:55:SER:C	2:B:97:THR:CG2	20	1.8	0.12	1.76
(1,33)	1:A:55:SER:C	2:B:97:THR:H	20	1.8	0.12	1.76
(1,33)	1:A:55:SER:C	2:B:97:THR:HA	20	1.8	0.12	1.76
(1,33)	1:A:55:SER:C	2:B:97:THR:HB	20	1.8	0.12	1.76
(1,33)	1:A:55:SER:C	2:B:97:THR:HG1	20	1.8	0.12	1.76
(1,33)	1:A:55:SER:C	2:B:97:THR:HG21	20	1.8	0.12	1.76
(1,33)	1:A:55:SER:C	2:B:97:THR:HG22	20	1.8	0.12	1.76
(1,33)	1:A:55:SER:C	2:B:97:THR:HG23	20	1.8	0.12	1.76
(1,33)	1:A:55:SER:C	2:B:97:THR:N	20	1.8	0.12	1.76
(1,33)	1:A:55:SER:C	2:B:97:THR:O	20	1.8	0.12	1.76
(1,33)	1:A:55:SER:C	2:B:97:THR:OG1	20	1.8	0.12	1.76
(1,33)	1:A:55:SER:C	2:B:99:HIS:C	20	1.8	0.12	1.76
(1,33)	1:A:55:SER:C	2:B:99:HIS:CA	20	1.8	0.12	1.76
(1,33)	1:A:55:SER:C	2:B:99:HIS:CB	20	1.8	0.12	1.76
(1,33)	1:A:55:SER:C	2:B:99:HIS:CD2	20	1.8	0.12	1.76
(1,33)	1:A:55:SER:C	2:B:99:HIS:CE1	20	1.8	0.12	1.76
(1,33)	1:A:55:SER:C	2:B:99:HIS:CG	20	1.8	0.12	1.76
(1,33)	1:A:55:SER:C	2:B:99:HIS:H	20	1.8	0.12	1.76
(1,33)	1:A:55:SER:C	2:B:99:HIS:HA	20	1.8	0.12	1.76
(1,33)	1:A:55:SER:C	2:B:99:HIS:HB2	20	1.8	0.12	1.76
(1,33)	1:A:55:SER:C	2:B:99:HIS:HB3	20	1.8	0.12	1.76
(1,33)	1:A:55:SER:C	2:B:99:HIS:HD1	20	1.8	0.12	1.76
(1,33)	1:A:55:SER:C	2:B:99:HIS:HD2	20	1.8	0.12	1.76
(1,33)	1:A:55:SER:C	2:B:99:HIS:HE1	20	1.8	0.12	1.76
(1,33)	1:A:55:SER:C	2:B:99:HIS:HE2	20	1.8	0.12	1.76
(1,33)	1:A:55:SER:C	2:B:99:HIS:N	20	1.8	0.12	1.76
(1,33)	1:A:55:SER:C	2:B:99:HIS:ND1	20	1.8	0.12	1.76
(1,33)	1:A:55:SER:C	2:B:99:HIS:NE2	20	1.8	0.12	1.76
(1,33)	1:A:55:SER:C	2:B:99:HIS:O	20	1.8	0.12	1.76
(1,33)	1:A:55:SER:C	2:B:101:VAL:C	20	1.8	0.12	1.76
(1,33)	1:A:55:SER:C	2:B:101:VAL:CA	20	1.8	0.12	1.76
(1,33)	1:A:55:SER:C	2:B:101:VAL:CB	20	1.8	0.12	1.76
(1,33)	1:A:55:SER:C	2:B:101:VAL:CG1	20	1.8	0.12	1.76
(1,33)	1:A:55:SER:C	2:B:101:VAL:CG2	20	1.8	0.12	1.76
(1,33)	1:A:55:SER:C	2:B:101:VAL:H	20	1.8	0.12	1.76
(1,33)	1:A:55:SER:C	2:B:101:VAL:HA	20	1.8	0.12	1.76
(1,33)	1:A:55:SER:C	2:B:101:VAL:HB	20	1.8	0.12	1.76
(1,33)	1:A:55:SER:C	2:B:101:VAL:HG11	20	1.8	0.12	1.76
(1,33)	1:A:55:SER:C	2:B:101:VAL:HG12	20	1.8	0.12	1.76

*Continued on next page...*

*Continued from previous page...*

Key	Atom-1	Atom-2	Models <sup>1</sup>	Mean (Å)	SD <sup>1</sup> (Å)	Median (Å)
(1,33)	1:A:55:SER:C	2:B:101:VAL:HG13	20	1.8	0.12	1.76
(1,33)	1:A:55:SER:C	2:B:101:VAL:HG21	20	1.8	0.12	1.76
(1,33)	1:A:55:SER:C	2:B:101:VAL:HG22	20	1.8	0.12	1.76
(1,33)	1:A:55:SER:C	2:B:101:VAL:HG23	20	1.8	0.12	1.76
(1,33)	1:A:55:SER:C	2:B:101:VAL:N	20	1.8	0.12	1.76
(1,33)	1:A:55:SER:C	2:B:101:VAL:O	20	1.8	0.12	1.76
(1,33)	1:A:55:SER:CA	2:B:75:ILE:C	20	1.8	0.12	1.76
(1,33)	1:A:55:SER:CA	2:B:75:ILE:CA	20	1.8	0.12	1.76
(1,33)	1:A:55:SER:CA	2:B:75:ILE:CB	20	1.8	0.12	1.76
(1,33)	1:A:55:SER:CA	2:B:75:ILE:CD1	20	1.8	0.12	1.76
(1,33)	1:A:55:SER:CA	2:B:75:ILE:CG1	20	1.8	0.12	1.76
(1,33)	1:A:55:SER:CA	2:B:75:ILE:CG2	20	1.8	0.12	1.76
(1,33)	1:A:55:SER:CA	2:B:75:ILE:H	20	1.8	0.12	1.76
(1,33)	1:A:55:SER:CA	2:B:75:ILE:HA	20	1.8	0.12	1.76
(1,33)	1:A:55:SER:CA	2:B:75:ILE:HB	20	1.8	0.12	1.76
(1,33)	1:A:55:SER:CA	2:B:75:ILE:HD11	20	1.8	0.12	1.76
(1,33)	1:A:55:SER:CA	2:B:75:ILE:HD12	20	1.8	0.12	1.76
(1,33)	1:A:55:SER:CA	2:B:75:ILE:HD13	20	1.8	0.12	1.76
(1,33)	1:A:55:SER:CA	2:B:75:ILE:HG12	20	1.8	0.12	1.76
(1,33)	1:A:55:SER:CA	2:B:75:ILE:HG13	20	1.8	0.12	1.76
(1,33)	1:A:55:SER:CA	2:B:75:ILE:HG21	20	1.8	0.12	1.76
(1,33)	1:A:55:SER:CA	2:B:75:ILE:HG22	20	1.8	0.12	1.76
(1,33)	1:A:55:SER:CA	2:B:75:ILE:HG23	20	1.8	0.12	1.76
(1,33)	1:A:55:SER:CA	2:B:75:ILE:N	20	1.8	0.12	1.76
(1,33)	1:A:55:SER:CA	2:B:75:ILE:O	20	1.8	0.12	1.76
(1,33)	1:A:55:SER:CA	2:B:77:ALA:C	20	1.8	0.12	1.76
(1,33)	1:A:55:SER:CA	2:B:77:ALA:CA	20	1.8	0.12	1.76
(1,33)	1:A:55:SER:CA	2:B:77:ALA:CB	20	1.8	0.12	1.76
(1,33)	1:A:55:SER:CA	2:B:77:ALA:H	20	1.8	0.12	1.76
(1,33)	1:A:55:SER:CA	2:B:77:ALA:HA	20	1.8	0.12	1.76
(1,33)	1:A:55:SER:CA	2:B:77:ALA:HB1	20	1.8	0.12	1.76
(1,33)	1:A:55:SER:CA	2:B:77:ALA:HB2	20	1.8	0.12	1.76
(1,33)	1:A:55:SER:CA	2:B:77:ALA:HB3	20	1.8	0.12	1.76
(1,33)	1:A:55:SER:CA	2:B:77:ALA:N	20	1.8	0.12	1.76
(1,33)	1:A:55:SER:CA	2:B:77:ALA:O	20	1.8	0.12	1.76
(1,33)	1:A:55:SER:CA	2:B:78:GLY:C	20	1.8	0.12	1.76
(1,33)	1:A:55:SER:CA	2:B:78:GLY:CA	20	1.8	0.12	1.76
(1,33)	1:A:55:SER:CA	2:B:78:GLY:H	20	1.8	0.12	1.76
(1,33)	1:A:55:SER:CA	2:B:78:GLY:HA2	20	1.8	0.12	1.76
(1,33)	1:A:55:SER:CA	2:B:78:GLY:HA3	20	1.8	0.12	1.76
(1,33)	1:A:55:SER:CA	2:B:78:GLY:N	20	1.8	0.12	1.76
(1,33)	1:A:55:SER:CA	2:B:78:GLY:O	20	1.8	0.12	1.76

*Continued on next page...*

*Continued from previous page...*

Key	Atom-1	Atom-2	Models <sup>1</sup>	Mean (Å)	SD <sup>1</sup> (Å)	Median (Å)
(1,33)	1:A:55:SER:CA	2:B:79:LYS:C	20	1.8	0.12	1.76
(1,33)	1:A:55:SER:CA	2:B:79:LYS:CA	20	1.8	0.12	1.76
(1,33)	1:A:55:SER:CA	2:B:79:LYS:CB	20	1.8	0.12	1.76
(1,33)	1:A:55:SER:CA	2:B:79:LYS:CD	20	1.8	0.12	1.76
(1,33)	1:A:55:SER:CA	2:B:79:LYS:CE	20	1.8	0.12	1.76
(1,33)	1:A:55:SER:CA	2:B:79:LYS:CG	20	1.8	0.12	1.76
(1,33)	1:A:55:SER:CA	2:B:79:LYS:H	20	1.8	0.12	1.76
(1,33)	1:A:55:SER:CA	2:B:79:LYS:HA	20	1.8	0.12	1.76
(1,33)	1:A:55:SER:CA	2:B:79:LYS:HB2	20	1.8	0.12	1.76
(1,33)	1:A:55:SER:CA	2:B:79:LYS:HB3	20	1.8	0.12	1.76
(1,33)	1:A:55:SER:CA	2:B:79:LYS:HD2	20	1.8	0.12	1.76
(1,33)	1:A:55:SER:CA	2:B:79:LYS:HD3	20	1.8	0.12	1.76
(1,33)	1:A:55:SER:CA	2:B:79:LYS:HE2	20	1.8	0.12	1.76
(1,33)	1:A:55:SER:CA	2:B:79:LYS:HE3	20	1.8	0.12	1.76
(1,33)	1:A:55:SER:CA	2:B:79:LYS:HG2	20	1.8	0.12	1.76
(1,33)	1:A:55:SER:CA	2:B:79:LYS:HG3	20	1.8	0.12	1.76
(1,33)	1:A:55:SER:CA	2:B:79:LYS:HZ1	20	1.8	0.12	1.76
(1,33)	1:A:55:SER:CA	2:B:79:LYS:HZ2	20	1.8	0.12	1.76
(1,33)	1:A:55:SER:CA	2:B:79:LYS:HZ3	20	1.8	0.12	1.76
(1,33)	1:A:55:SER:CA	2:B:79:LYS:N	20	1.8	0.12	1.76
(1,33)	1:A:55:SER:CA	2:B:79:LYS:NZ	20	1.8	0.12	1.76
(1,33)	1:A:55:SER:CA	2:B:79:LYS:O	20	1.8	0.12	1.76
(1,33)	1:A:55:SER:CA	2:B:80:ILE:C	20	1.8	0.12	1.76
(1,33)	1:A:55:SER:CA	2:B:80:ILE:CA	20	1.8	0.12	1.76
(1,33)	1:A:55:SER:CA	2:B:80:ILE:CB	20	1.8	0.12	1.76
(1,33)	1:A:55:SER:CA	2:B:80:ILE:CD1	20	1.8	0.12	1.76
(1,33)	1:A:55:SER:CA	2:B:80:ILE:CG1	20	1.8	0.12	1.76
(1,33)	1:A:55:SER:CA	2:B:80:ILE:CG2	20	1.8	0.12	1.76
(1,33)	1:A:55:SER:CA	2:B:80:ILE:H	20	1.8	0.12	1.76
(1,33)	1:A:55:SER:CA	2:B:80:ILE:HA	20	1.8	0.12	1.76
(1,33)	1:A:55:SER:CA	2:B:80:ILE:HB	20	1.8	0.12	1.76
(1,33)	1:A:55:SER:CA	2:B:80:ILE:HD11	20	1.8	0.12	1.76
(1,33)	1:A:55:SER:CA	2:B:80:ILE:HD12	20	1.8	0.12	1.76
(1,33)	1:A:55:SER:CA	2:B:80:ILE:HD13	20	1.8	0.12	1.76
(1,33)	1:A:55:SER:CA	2:B:80:ILE:HG12	20	1.8	0.12	1.76
(1,33)	1:A:55:SER:CA	2:B:80:ILE:HG13	20	1.8	0.12	1.76
(1,33)	1:A:55:SER:CA	2:B:80:ILE:HG21	20	1.8	0.12	1.76
(1,33)	1:A:55:SER:CA	2:B:80:ILE:HG22	20	1.8	0.12	1.76
(1,33)	1:A:55:SER:CA	2:B:80:ILE:HG23	20	1.8	0.12	1.76
(1,33)	1:A:55:SER:CA	2:B:80:ILE:N	20	1.8	0.12	1.76
(1,33)	1:A:55:SER:CA	2:B:80:ILE:O	20	1.8	0.12	1.76
(1,33)	1:A:55:SER:CA	2:B:84:GLN:C	20	1.8	0.12	1.76

*Continued on next page...*

*Continued from previous page...*

Key	Atom-1	Atom-2	Models <sup>1</sup>	Mean (Å)	SD <sup>1</sup> (Å)	Median (Å)
(1,33)	1:A:55:SER:CA	2:B:84:GLN:CA	20	1.8	0.12	1.76
(1,33)	1:A:55:SER:CA	2:B:84:GLN:CB	20	1.8	0.12	1.76
(1,33)	1:A:55:SER:CA	2:B:84:GLN:CD	20	1.8	0.12	1.76
(1,33)	1:A:55:SER:CA	2:B:84:GLN:CG	20	1.8	0.12	1.76
(1,33)	1:A:55:SER:CA	2:B:84:GLN:H	20	1.8	0.12	1.76
(1,33)	1:A:55:SER:CA	2:B:84:GLN:HA	20	1.8	0.12	1.76
(1,33)	1:A:55:SER:CA	2:B:84:GLN:HB2	20	1.8	0.12	1.76
(1,33)	1:A:55:SER:CA	2:B:84:GLN:HB3	20	1.8	0.12	1.76
(1,33)	1:A:55:SER:CA	2:B:84:GLN:HE21	20	1.8	0.12	1.76
(1,33)	1:A:55:SER:CA	2:B:84:GLN:HE22	20	1.8	0.12	1.76
(1,33)	1:A:55:SER:CA	2:B:84:GLN:HG2	20	1.8	0.12	1.76
(1,33)	1:A:55:SER:CA	2:B:84:GLN:HG3	20	1.8	0.12	1.76
(1,33)	1:A:55:SER:CA	2:B:84:GLN:N	20	1.8	0.12	1.76
(1,33)	1:A:55:SER:CA	2:B:84:GLN:NE2	20	1.8	0.12	1.76
(1,33)	1:A:55:SER:CA	2:B:84:GLN:O	20	1.8	0.12	1.76
(1,33)	1:A:55:SER:CA	2:B:84:GLN:OE1	20	1.8	0.12	1.76
(1,33)	1:A:55:SER:CA	2:B:97:THR:C	20	1.8	0.12	1.76
(1,33)	1:A:55:SER:CA	2:B:97:THR:CA	20	1.8	0.12	1.76
(1,33)	1:A:55:SER:CA	2:B:97:THR:CB	20	1.8	0.12	1.76
(1,33)	1:A:55:SER:CA	2:B:97:THR:CG2	20	1.8	0.12	1.76
(1,33)	1:A:55:SER:CA	2:B:97:THR:H	20	1.8	0.12	1.76
(1,33)	1:A:55:SER:CA	2:B:97:THR:HA	20	1.8	0.12	1.76
(1,33)	1:A:55:SER:CA	2:B:97:THR:HB	20	1.8	0.12	1.76
(1,33)	1:A:55:SER:CA	2:B:97:THR:HG1	20	1.8	0.12	1.76
(1,33)	1:A:55:SER:CA	2:B:97:THR:HG21	20	1.8	0.12	1.76
(1,33)	1:A:55:SER:CA	2:B:97:THR:HG22	20	1.8	0.12	1.76
(1,33)	1:A:55:SER:CA	2:B:97:THR:HG23	20	1.8	0.12	1.76
(1,33)	1:A:55:SER:CA	2:B:97:THR:N	20	1.8	0.12	1.76
(1,33)	1:A:55:SER:CA	2:B:97:THR:O	20	1.8	0.12	1.76
(1,33)	1:A:55:SER:CA	2:B:97:THR:OG1	20	1.8	0.12	1.76
(1,33)	1:A:55:SER:CA	2:B:99:HIS:C	20	1.8	0.12	1.76
(1,33)	1:A:55:SER:CA	2:B:99:HIS:CA	20	1.8	0.12	1.76
(1,33)	1:A:55:SER:CA	2:B:99:HIS:CB	20	1.8	0.12	1.76
(1,33)	1:A:55:SER:CA	2:B:99:HIS:CD2	20	1.8	0.12	1.76
(1,33)	1:A:55:SER:CA	2:B:99:HIS:CE1	20	1.8	0.12	1.76
(1,33)	1:A:55:SER:CA	2:B:99:HIS:CG	20	1.8	0.12	1.76
(1,33)	1:A:55:SER:CA	2:B:99:HIS:H	20	1.8	0.12	1.76
(1,33)	1:A:55:SER:CA	2:B:99:HIS:HA	20	1.8	0.12	1.76
(1,33)	1:A:55:SER:CA	2:B:99:HIS:HB2	20	1.8	0.12	1.76
(1,33)	1:A:55:SER:CA	2:B:99:HIS:HB3	20	1.8	0.12	1.76
(1,33)	1:A:55:SER:CA	2:B:99:HIS:HD1	20	1.8	0.12	1.76
(1,33)	1:A:55:SER:CA	2:B:99:HIS:HD2	20	1.8	0.12	1.76

*Continued on next page...*



*Continued from previous page...*

Key	Atom-1	Atom-2	Models <sup>1</sup>	Mean (Å)	SD <sup>1</sup> (Å)	Median (Å)
(1,33)	1:A:55:SER:CA	2:B:99:HIS:HE1	20	1.8	0.12	1.76
(1,33)	1:A:55:SER:CA	2:B:99:HIS:HE2	20	1.8	0.12	1.76
(1,33)	1:A:55:SER:CA	2:B:99:HIS:N	20	1.8	0.12	1.76
(1,33)	1:A:55:SER:CA	2:B:99:HIS:ND1	20	1.8	0.12	1.76
(1,33)	1:A:55:SER:CA	2:B:99:HIS:NE2	20	1.8	0.12	1.76
(1,33)	1:A:55:SER:CA	2:B:99:HIS:O	20	1.8	0.12	1.76
(1,33)	1:A:55:SER:CA	2:B:101:VAL:C	20	1.8	0.12	1.76
(1,33)	1:A:55:SER:CA	2:B:101:VAL:CA	20	1.8	0.12	1.76
(1,33)	1:A:55:SER:CA	2:B:101:VAL:CB	20	1.8	0.12	1.76
(1,33)	1:A:55:SER:CA	2:B:101:VAL:CG1	20	1.8	0.12	1.76
(1,33)	1:A:55:SER:CA	2:B:101:VAL:CG2	20	1.8	0.12	1.76
(1,33)	1:A:55:SER:CA	2:B:101:VAL:H	20	1.8	0.12	1.76
(1,33)	1:A:55:SER:CA	2:B:101:VAL:HA	20	1.8	0.12	1.76
(1,33)	1:A:55:SER:CA	2:B:101:VAL:HB	20	1.8	0.12	1.76
(1,33)	1:A:55:SER:CA	2:B:101:VAL:HG11	20	1.8	0.12	1.76
(1,33)	1:A:55:SER:CA	2:B:101:VAL:HG12	20	1.8	0.12	1.76
(1,33)	1:A:55:SER:CA	2:B:101:VAL:HG13	20	1.8	0.12	1.76
(1,33)	1:A:55:SER:CA	2:B:101:VAL:HG21	20	1.8	0.12	1.76
(1,33)	1:A:55:SER:CA	2:B:101:VAL:HG22	20	1.8	0.12	1.76
(1,33)	1:A:55:SER:CA	2:B:101:VAL:HG23	20	1.8	0.12	1.76
(1,33)	1:A:55:SER:CA	2:B:101:VAL:N	20	1.8	0.12	1.76
(1,33)	1:A:55:SER:CA	2:B:101:VAL:O	20	1.8	0.12	1.76
(1,33)	1:A:55:SER:CB	2:B:75:ILE:C	20	1.8	0.12	1.76
(1,33)	1:A:55:SER:CB	2:B:75:ILE:CA	20	1.8	0.12	1.76
(1,33)	1:A:55:SER:CB	2:B:75:ILE:CB	20	1.8	0.12	1.76
(1,33)	1:A:55:SER:CB	2:B:75:ILE:CD1	20	1.8	0.12	1.76
(1,33)	1:A:55:SER:CB	2:B:75:ILE:CG1	20	1.8	0.12	1.76
(1,33)	1:A:55:SER:CB	2:B:75:ILE:CG2	20	1.8	0.12	1.76
(1,33)	1:A:55:SER:CB	2:B:75:ILE:H	20	1.8	0.12	1.76
(1,33)	1:A:55:SER:CB	2:B:75:ILE:HA	20	1.8	0.12	1.76
(1,33)	1:A:55:SER:CB	2:B:75:ILE:HB	20	1.8	0.12	1.76
(1,33)	1:A:55:SER:CB	2:B:75:ILE:HD11	20	1.8	0.12	1.76
(1,33)	1:A:55:SER:CB	2:B:75:ILE:HD12	20	1.8	0.12	1.76
(1,33)	1:A:55:SER:CB	2:B:75:ILE:HD13	20	1.8	0.12	1.76
(1,33)	1:A:55:SER:CB	2:B:75:ILE:HG12	20	1.8	0.12	1.76
(1,33)	1:A:55:SER:CB	2:B:75:ILE:HG13	20	1.8	0.12	1.76
(1,33)	1:A:55:SER:CB	2:B:75:ILE:HG21	20	1.8	0.12	1.76
(1,33)	1:A:55:SER:CB	2:B:75:ILE:HG22	20	1.8	0.12	1.76
(1,33)	1:A:55:SER:CB	2:B:75:ILE:HG23	20	1.8	0.12	1.76
(1,33)	1:A:55:SER:CB	2:B:75:ILE:N	20	1.8	0.12	1.76
(1,33)	1:A:55:SER:CB	2:B:75:ILE:O	20	1.8	0.12	1.76
(1,33)	1:A:55:SER:CB	2:B:77:ALA:C	20	1.8	0.12	1.76

*Continued on next page...*

*Continued from previous page...*

Key	Atom-1	Atom-2	Models <sup>1</sup>	Mean (Å)	SD <sup>1</sup> (Å)	Median (Å)
(1,33)	1:A:55:SER:CB	2:B:77:ALA:CA	20	1.8	0.12	1.76
(1,33)	1:A:55:SER:CB	2:B:77:ALA:CB	20	1.8	0.12	1.76
(1,33)	1:A:55:SER:CB	2:B:77:ALA:H	20	1.8	0.12	1.76
(1,33)	1:A:55:SER:CB	2:B:77:ALA:HA	20	1.8	0.12	1.76
(1,33)	1:A:55:SER:CB	2:B:77:ALA:HB1	20	1.8	0.12	1.76
(1,33)	1:A:55:SER:CB	2:B:77:ALA:HB2	20	1.8	0.12	1.76
(1,33)	1:A:55:SER:CB	2:B:77:ALA:HB3	20	1.8	0.12	1.76
(1,33)	1:A:55:SER:CB	2:B:77:ALA:N	20	1.8	0.12	1.76
(1,33)	1:A:55:SER:CB	2:B:77:ALA:O	20	1.8	0.12	1.76
(1,33)	1:A:55:SER:CB	2:B:78:GLY:C	20	1.8	0.12	1.76
(1,33)	1:A:55:SER:CB	2:B:78:GLY:CA	20	1.8	0.12	1.76
(1,33)	1:A:55:SER:CB	2:B:78:GLY:H	20	1.8	0.12	1.76
(1,33)	1:A:55:SER:CB	2:B:78:GLY:HA2	20	1.8	0.12	1.76
(1,33)	1:A:55:SER:CB	2:B:78:GLY:HA3	20	1.8	0.12	1.76
(1,33)	1:A:55:SER:CB	2:B:78:GLY:N	20	1.8	0.12	1.76
(1,33)	1:A:55:SER:CB	2:B:78:GLY:O	20	1.8	0.12	1.76
(1,33)	1:A:55:SER:CB	2:B:79:LYS:C	20	1.8	0.12	1.76
(1,33)	1:A:55:SER:CB	2:B:79:LYS:CA	20	1.8	0.12	1.76
(1,33)	1:A:55:SER:CB	2:B:79:LYS:CB	20	1.8	0.12	1.76
(1,33)	1:A:55:SER:CB	2:B:79:LYS:CD	20	1.8	0.12	1.76
(1,33)	1:A:55:SER:CB	2:B:79:LYS:CE	20	1.8	0.12	1.76
(1,33)	1:A:55:SER:CB	2:B:79:LYS:CG	20	1.8	0.12	1.76
(1,33)	1:A:55:SER:CB	2:B:79:LYS:H	20	1.8	0.12	1.76
(1,33)	1:A:55:SER:CB	2:B:79:LYS:HA	20	1.8	0.12	1.76
(1,33)	1:A:55:SER:CB	2:B:79:LYS:HB2	20	1.8	0.12	1.76
(1,33)	1:A:55:SER:CB	2:B:79:LYS:HB3	20	1.8	0.12	1.76
(1,33)	1:A:55:SER:CB	2:B:79:LYS:HD2	20	1.8	0.12	1.76
(1,33)	1:A:55:SER:CB	2:B:79:LYS:HD3	20	1.8	0.12	1.76
(1,33)	1:A:55:SER:CB	2:B:79:LYS:HE2	20	1.8	0.12	1.76
(1,33)	1:A:55:SER:CB	2:B:79:LYS:HE3	20	1.8	0.12	1.76
(1,33)	1:A:55:SER:CB	2:B:79:LYS:HG2	20	1.8	0.12	1.76
(1,33)	1:A:55:SER:CB	2:B:79:LYS:HG3	20	1.8	0.12	1.76
(1,33)	1:A:55:SER:CB	2:B:79:LYS:HZ1	20	1.8	0.12	1.76
(1,33)	1:A:55:SER:CB	2:B:79:LYS:HZ2	20	1.8	0.12	1.76
(1,33)	1:A:55:SER:CB	2:B:79:LYS:HZ3	20	1.8	0.12	1.76
(1,33)	1:A:55:SER:CB	2:B:79:LYS:N	20	1.8	0.12	1.76
(1,33)	1:A:55:SER:CB	2:B:79:LYS:NZ	20	1.8	0.12	1.76
(1,33)	1:A:55:SER:CB	2:B:79:LYS:O	20	1.8	0.12	1.76
(1,33)	1:A:55:SER:CB	2:B:80:ILE:C	20	1.8	0.12	1.76
(1,33)	1:A:55:SER:CB	2:B:80:ILE:CA	20	1.8	0.12	1.76
(1,33)	1:A:55:SER:CB	2:B:80:ILE:CB	20	1.8	0.12	1.76
(1,33)	1:A:55:SER:CB	2:B:80:ILE:CD1	20	1.8	0.12	1.76

*Continued on next page...*

*Continued from previous page...*

Key	Atom-1	Atom-2	Models <sup>1</sup>	Mean (Å)	SD <sup>1</sup> (Å)	Median (Å)
(1,33)	1:A:55:SER:CB	2:B:80:ILE:CG1	20	1.8	0.12	1.76
(1,33)	1:A:55:SER:CB	2:B:80:ILE:CG2	20	1.8	0.12	1.76
(1,33)	1:A:55:SER:CB	2:B:80:ILE:H	20	1.8	0.12	1.76
(1,33)	1:A:55:SER:CB	2:B:80:ILE:HA	20	1.8	0.12	1.76
(1,33)	1:A:55:SER:CB	2:B:80:ILE:HB	20	1.8	0.12	1.76
(1,33)	1:A:55:SER:CB	2:B:80:ILE:HD11	20	1.8	0.12	1.76
(1,33)	1:A:55:SER:CB	2:B:80:ILE:HD12	20	1.8	0.12	1.76
(1,33)	1:A:55:SER:CB	2:B:80:ILE:HD13	20	1.8	0.12	1.76
(1,33)	1:A:55:SER:CB	2:B:80:ILE:HG12	20	1.8	0.12	1.76
(1,33)	1:A:55:SER:CB	2:B:80:ILE:HG13	20	1.8	0.12	1.76
(1,33)	1:A:55:SER:CB	2:B:80:ILE:HG21	20	1.8	0.12	1.76
(1,33)	1:A:55:SER:CB	2:B:80:ILE:HG22	20	1.8	0.12	1.76
(1,33)	1:A:55:SER:CB	2:B:80:ILE:HG23	20	1.8	0.12	1.76
(1,33)	1:A:55:SER:CB	2:B:80:ILE:N	20	1.8	0.12	1.76
(1,33)	1:A:55:SER:CB	2:B:80:ILE:O	20	1.8	0.12	1.76
(1,33)	1:A:55:SER:CB	2:B:84:GLN:C	20	1.8	0.12	1.76
(1,33)	1:A:55:SER:CB	2:B:84:GLN:CA	20	1.8	0.12	1.76
(1,33)	1:A:55:SER:CB	2:B:84:GLN:CB	20	1.8	0.12	1.76
(1,33)	1:A:55:SER:CB	2:B:84:GLN:CD	20	1.8	0.12	1.76
(1,33)	1:A:55:SER:CB	2:B:84:GLN:CG	20	1.8	0.12	1.76
(1,33)	1:A:55:SER:CB	2:B:84:GLN:H	20	1.8	0.12	1.76
(1,33)	1:A:55:SER:CB	2:B:84:GLN:HA	20	1.8	0.12	1.76
(1,33)	1:A:55:SER:CB	2:B:84:GLN:HB2	20	1.8	0.12	1.76
(1,33)	1:A:55:SER:CB	2:B:84:GLN:HB3	20	1.8	0.12	1.76
(1,33)	1:A:55:SER:CB	2:B:84:GLN:HE21	20	1.8	0.12	1.76
(1,33)	1:A:55:SER:CB	2:B:84:GLN:HE22	20	1.8	0.12	1.76
(1,33)	1:A:55:SER:CB	2:B:84:GLN:HG2	20	1.8	0.12	1.76
(1,33)	1:A:55:SER:CB	2:B:84:GLN:HG3	20	1.8	0.12	1.76
(1,33)	1:A:55:SER:CB	2:B:84:GLN:N	20	1.8	0.12	1.76
(1,33)	1:A:55:SER:CB	2:B:84:GLN:NE2	20	1.8	0.12	1.76
(1,33)	1:A:55:SER:CB	2:B:84:GLN:O	20	1.8	0.12	1.76
(1,33)	1:A:55:SER:CB	2:B:84:GLN:OE1	20	1.8	0.12	1.76
(1,33)	1:A:55:SER:CB	2:B:97:THR:C	20	1.8	0.12	1.76
(1,33)	1:A:55:SER:CB	2:B:97:THR:CA	20	1.8	0.12	1.76
(1,33)	1:A:55:SER:CB	2:B:97:THR:CB	20	1.8	0.12	1.76
(1,33)	1:A:55:SER:CB	2:B:97:THR:CG2	20	1.8	0.12	1.76
(1,33)	1:A:55:SER:CB	2:B:97:THR:H	20	1.8	0.12	1.76
(1,33)	1:A:55:SER:CB	2:B:97:THR:HA	20	1.8	0.12	1.76
(1,33)	1:A:55:SER:CB	2:B:97:THR:HB	20	1.8	0.12	1.76
(1,33)	1:A:55:SER:CB	2:B:97:THR:HG1	20	1.8	0.12	1.76
(1,33)	1:A:55:SER:CB	2:B:97:THR:HG21	20	1.8	0.12	1.76
(1,33)	1:A:55:SER:CB	2:B:97:THR:HG22	20	1.8	0.12	1.76

*Continued on next page...*

*Continued from previous page...*

Key	Atom-1	Atom-2	Models <sup>1</sup>	Mean (Å)	SD <sup>1</sup> (Å)	Median (Å)
(1,33)	1:A:55:SER:CB	2:B:97:THR:HG23	20	1.8	0.12	1.76
(1,33)	1:A:55:SER:CB	2:B:97:THR:N	20	1.8	0.12	1.76
(1,33)	1:A:55:SER:CB	2:B:97:THR:O	20	1.8	0.12	1.76
(1,33)	1:A:55:SER:CB	2:B:97:THR:OG1	20	1.8	0.12	1.76
(1,33)	1:A:55:SER:CB	2:B:99:HIS:C	20	1.8	0.12	1.76
(1,33)	1:A:55:SER:CB	2:B:99:HIS:CA	20	1.8	0.12	1.76
(1,33)	1:A:55:SER:CB	2:B:99:HIS:CB	20	1.8	0.12	1.76
(1,33)	1:A:55:SER:CB	2:B:99:HIS:CD2	20	1.8	0.12	1.76
(1,33)	1:A:55:SER:CB	2:B:99:HIS:CE1	20	1.8	0.12	1.76
(1,33)	1:A:55:SER:CB	2:B:99:HIS:CG	20	1.8	0.12	1.76
(1,33)	1:A:55:SER:CB	2:B:99:HIS:H	20	1.8	0.12	1.76
(1,33)	1:A:55:SER:CB	2:B:99:HIS:HA	20	1.8	0.12	1.76
(1,33)	1:A:55:SER:CB	2:B:99:HIS:HB2	20	1.8	0.12	1.76
(1,33)	1:A:55:SER:CB	2:B:99:HIS:HB3	20	1.8	0.12	1.76
(1,33)	1:A:55:SER:CB	2:B:99:HIS:HD1	20	1.8	0.12	1.76
(1,33)	1:A:55:SER:CB	2:B:99:HIS:HD2	20	1.8	0.12	1.76
(1,33)	1:A:55:SER:CB	2:B:99:HIS:HE1	20	1.8	0.12	1.76
(1,33)	1:A:55:SER:CB	2:B:99:HIS:HE2	20	1.8	0.12	1.76
(1,33)	1:A:55:SER:CB	2:B:99:HIS:N	20	1.8	0.12	1.76
(1,33)	1:A:55:SER:CB	2:B:99:HIS:ND1	20	1.8	0.12	1.76
(1,33)	1:A:55:SER:CB	2:B:99:HIS:NE2	20	1.8	0.12	1.76
(1,33)	1:A:55:SER:CB	2:B:99:HIS:O	20	1.8	0.12	1.76
(1,33)	1:A:55:SER:CB	2:B:101:VAL:C	20	1.8	0.12	1.76
(1,33)	1:A:55:SER:CB	2:B:101:VAL:CA	20	1.8	0.12	1.76
(1,33)	1:A:55:SER:CB	2:B:101:VAL:CB	20	1.8	0.12	1.76
(1,33)	1:A:55:SER:CB	2:B:101:VAL:CG1	20	1.8	0.12	1.76
(1,33)	1:A:55:SER:CB	2:B:101:VAL:CG2	20	1.8	0.12	1.76
(1,33)	1:A:55:SER:CB	2:B:101:VAL:H	20	1.8	0.12	1.76
(1,33)	1:A:55:SER:CB	2:B:101:VAL:HA	20	1.8	0.12	1.76
(1,33)	1:A:55:SER:CB	2:B:101:VAL:HB	20	1.8	0.12	1.76
(1,33)	1:A:55:SER:CB	2:B:101:VAL:HG11	20	1.8	0.12	1.76
(1,33)	1:A:55:SER:CB	2:B:101:VAL:HG12	20	1.8	0.12	1.76
(1,33)	1:A:55:SER:CB	2:B:101:VAL:HG13	20	1.8	0.12	1.76
(1,33)	1:A:55:SER:CB	2:B:101:VAL:HG21	20	1.8	0.12	1.76
(1,33)	1:A:55:SER:CB	2:B:101:VAL:HG22	20	1.8	0.12	1.76
(1,33)	1:A:55:SER:CB	2:B:101:VAL:HG23	20	1.8	0.12	1.76
(1,33)	1:A:55:SER:CB	2:B:101:VAL:N	20	1.8	0.12	1.76
(1,33)	1:A:55:SER:CB	2:B:101:VAL:O	20	1.8	0.12	1.76
(1,33)	1:A:55:SER:H	2:B:75:ILE:C	20	1.8	0.12	1.76
(1,33)	1:A:55:SER:H	2:B:75:ILE:CA	20	1.8	0.12	1.76
(1,33)	1:A:55:SER:H	2:B:75:ILE:CB	20	1.8	0.12	1.76
(1,33)	1:A:55:SER:H	2:B:75:ILE:CD1	20	1.8	0.12	1.76

*Continued on next page...*

*Continued from previous page...*

Key	Atom-1	Atom-2	Models <sup>1</sup>	Mean (Å)	SD <sup>1</sup> (Å)	Median (Å)
(1,33)	1:A:55:SER:H	2:B:75:ILE:CG1	20	1.8	0.12	1.76
(1,33)	1:A:55:SER:H	2:B:75:ILE:CG2	20	1.8	0.12	1.76
(1,33)	1:A:55:SER:H	2:B:75:ILE:H	20	1.8	0.12	1.76
(1,33)	1:A:55:SER:H	2:B:75:ILE:HA	20	1.8	0.12	1.76
(1,33)	1:A:55:SER:H	2:B:75:ILE:HB	20	1.8	0.12	1.76
(1,33)	1:A:55:SER:H	2:B:75:ILE:HD11	20	1.8	0.12	1.76
(1,33)	1:A:55:SER:H	2:B:75:ILE:HD12	20	1.8	0.12	1.76
(1,33)	1:A:55:SER:H	2:B:75:ILE:HD13	20	1.8	0.12	1.76
(1,33)	1:A:55:SER:H	2:B:75:ILE:HG12	20	1.8	0.12	1.76
(1,33)	1:A:55:SER:H	2:B:75:ILE:HG13	20	1.8	0.12	1.76
(1,33)	1:A:55:SER:H	2:B:75:ILE:HG21	20	1.8	0.12	1.76
(1,33)	1:A:55:SER:H	2:B:75:ILE:HG22	20	1.8	0.12	1.76
(1,33)	1:A:55:SER:H	2:B:75:ILE:HG23	20	1.8	0.12	1.76
(1,33)	1:A:55:SER:H	2:B:75:ILE:N	20	1.8	0.12	1.76
(1,33)	1:A:55:SER:H	2:B:75:ILE:O	20	1.8	0.12	1.76
(1,33)	1:A:55:SER:H	2:B:77:ALA:C	20	1.8	0.12	1.76
(1,33)	1:A:55:SER:H	2:B:77:ALA:CA	20	1.8	0.12	1.76
(1,33)	1:A:55:SER:H	2:B:77:ALA:CB	20	1.8	0.12	1.76
(1,33)	1:A:55:SER:H	2:B:77:ALA:H	20	1.8	0.12	1.76
(1,33)	1:A:55:SER:H	2:B:77:ALA:HA	20	1.8	0.12	1.76
(1,33)	1:A:55:SER:H	2:B:77:ALA:HB1	20	1.8	0.12	1.76
(1,33)	1:A:55:SER:H	2:B:77:ALA:HB2	20	1.8	0.12	1.76
(1,33)	1:A:55:SER:H	2:B:77:ALA:HB3	20	1.8	0.12	1.76
(1,33)	1:A:55:SER:H	2:B:77:ALA:N	20	1.8	0.12	1.76
(1,33)	1:A:55:SER:H	2:B:77:ALA:O	20	1.8	0.12	1.76
(1,33)	1:A:55:SER:H	2:B:78:GLY:C	20	1.8	0.12	1.76
(1,33)	1:A:55:SER:H	2:B:78:GLY:CA	20	1.8	0.12	1.76
(1,33)	1:A:55:SER:H	2:B:78:GLY:H	20	1.8	0.12	1.76
(1,33)	1:A:55:SER:H	2:B:78:GLY:HA2	20	1.8	0.12	1.76
(1,33)	1:A:55:SER:H	2:B:78:GLY:HA3	20	1.8	0.12	1.76
(1,33)	1:A:55:SER:H	2:B:78:GLY:N	20	1.8	0.12	1.76
(1,33)	1:A:55:SER:H	2:B:78:GLY:O	20	1.8	0.12	1.76
(1,33)	1:A:55:SER:H	2:B:79:LYS:C	20	1.8	0.12	1.76
(1,33)	1:A:55:SER:H	2:B:79:LYS:CA	20	1.8	0.12	1.76
(1,33)	1:A:55:SER:H	2:B:79:LYS:CB	20	1.8	0.12	1.76
(1,33)	1:A:55:SER:H	2:B:79:LYS:CD	20	1.8	0.12	1.76
(1,33)	1:A:55:SER:H	2:B:79:LYS:CE	20	1.8	0.12	1.76
(1,33)	1:A:55:SER:H	2:B:79:LYS:CG	20	1.8	0.12	1.76
(1,33)	1:A:55:SER:H	2:B:79:LYS:H	20	1.8	0.12	1.76
(1,33)	1:A:55:SER:H	2:B:79:LYS:HA	20	1.8	0.12	1.76
(1,33)	1:A:55:SER:H	2:B:79:LYS:HB2	20	1.8	0.12	1.76
(1,33)	1:A:55:SER:H	2:B:79:LYS:HB3	20	1.8	0.12	1.76

*Continued on next page...*

*Continued from previous page...*

Key	Atom-1	Atom-2	Models <sup>1</sup>	Mean (Å)	SD <sup>1</sup> (Å)	Median (Å)
(1,33)	1:A:55:SER:H	2:B:79:LYS:HD2	20	1.8	0.12	1.76
(1,33)	1:A:55:SER:H	2:B:79:LYS:HD3	20	1.8	0.12	1.76
(1,33)	1:A:55:SER:H	2:B:79:LYS:HE2	20	1.8	0.12	1.76
(1,33)	1:A:55:SER:H	2:B:79:LYS:HE3	20	1.8	0.12	1.76
(1,33)	1:A:55:SER:H	2:B:79:LYS:HG2	20	1.8	0.12	1.76
(1,33)	1:A:55:SER:H	2:B:79:LYS:HG3	20	1.8	0.12	1.76
(1,33)	1:A:55:SER:H	2:B:79:LYS:HZ1	20	1.8	0.12	1.76
(1,33)	1:A:55:SER:H	2:B:79:LYS:HZ2	20	1.8	0.12	1.76
(1,33)	1:A:55:SER:H	2:B:79:LYS:HZ3	20	1.8	0.12	1.76
(1,33)	1:A:55:SER:H	2:B:79:LYS:N	20	1.8	0.12	1.76
(1,33)	1:A:55:SER:H	2:B:79:LYS:NZ	20	1.8	0.12	1.76
(1,33)	1:A:55:SER:H	2:B:79:LYS:O	20	1.8	0.12	1.76
(1,33)	1:A:55:SER:H	2:B:80:ILE:C	20	1.8	0.12	1.76
(1,33)	1:A:55:SER:H	2:B:80:ILE:CA	20	1.8	0.12	1.76
(1,33)	1:A:55:SER:H	2:B:80:ILE:CB	20	1.8	0.12	1.76
(1,33)	1:A:55:SER:H	2:B:80:ILE:CD1	20	1.8	0.12	1.76
(1,33)	1:A:55:SER:H	2:B:80:ILE:CG1	20	1.8	0.12	1.76
(1,33)	1:A:55:SER:H	2:B:80:ILE:CG2	20	1.8	0.12	1.76
(1,33)	1:A:55:SER:H	2:B:80:ILE:H	20	1.8	0.12	1.76
(1,33)	1:A:55:SER:H	2:B:80:ILE:HA	20	1.8	0.12	1.76
(1,33)	1:A:55:SER:H	2:B:80:ILE:HB	20	1.8	0.12	1.76
(1,33)	1:A:55:SER:H	2:B:80:ILE:HD11	20	1.8	0.12	1.76
(1,33)	1:A:55:SER:H	2:B:80:ILE:HD12	20	1.8	0.12	1.76
(1,33)	1:A:55:SER:H	2:B:80:ILE:HD13	20	1.8	0.12	1.76
(1,33)	1:A:55:SER:H	2:B:80:ILE:HG12	20	1.8	0.12	1.76
(1,33)	1:A:55:SER:H	2:B:80:ILE:HG13	20	1.8	0.12	1.76
(1,33)	1:A:55:SER:H	2:B:80:ILE:HG21	20	1.8	0.12	1.76
(1,33)	1:A:55:SER:H	2:B:80:ILE:HG22	20	1.8	0.12	1.76
(1,33)	1:A:55:SER:H	2:B:80:ILE:HG23	20	1.8	0.12	1.76
(1,33)	1:A:55:SER:H	2:B:80:ILE:N	20	1.8	0.12	1.76
(1,33)	1:A:55:SER:H	2:B:80:ILE:O	20	1.8	0.12	1.76
(1,33)	1:A:55:SER:H	2:B:84:GLN:C	20	1.8	0.12	1.76
(1,33)	1:A:55:SER:H	2:B:84:GLN:CA	20	1.8	0.12	1.76
(1,33)	1:A:55:SER:H	2:B:84:GLN:CB	20	1.8	0.12	1.76
(1,33)	1:A:55:SER:H	2:B:84:GLN:CD	20	1.8	0.12	1.76
(1,33)	1:A:55:SER:H	2:B:84:GLN:CG	20	1.8	0.12	1.76
(1,33)	1:A:55:SER:H	2:B:84:GLN:H	20	1.8	0.12	1.76
(1,33)	1:A:55:SER:H	2:B:84:GLN:HA	20	1.8	0.12	1.76
(1,33)	1:A:55:SER:H	2:B:84:GLN:HB2	20	1.8	0.12	1.76
(1,33)	1:A:55:SER:H	2:B:84:GLN:HB3	20	1.8	0.12	1.76
(1,33)	1:A:55:SER:H	2:B:84:GLN:HE21	20	1.8	0.12	1.76
(1,33)	1:A:55:SER:H	2:B:84:GLN:HE22	20	1.8	0.12	1.76

*Continued on next page...*

*Continued from previous page...*

Key	Atom-1	Atom-2	Models <sup>1</sup>	Mean (Å)	SD <sup>1</sup> (Å)	Median (Å)
(1,33)	1:A:55:SER:H	2:B:84:GLN:HG2	20	1.8	0.12	1.76
(1,33)	1:A:55:SER:H	2:B:84:GLN:HG3	20	1.8	0.12	1.76
(1,33)	1:A:55:SER:H	2:B:84:GLN:N	20	1.8	0.12	1.76
(1,33)	1:A:55:SER:H	2:B:84:GLN:NE2	20	1.8	0.12	1.76
(1,33)	1:A:55:SER:H	2:B:84:GLN:O	20	1.8	0.12	1.76
(1,33)	1:A:55:SER:H	2:B:84:GLN:OE1	20	1.8	0.12	1.76
(1,33)	1:A:55:SER:H	2:B:97:THR:C	20	1.8	0.12	1.76
(1,33)	1:A:55:SER:H	2:B:97:THR:CA	20	1.8	0.12	1.76
(1,33)	1:A:55:SER:H	2:B:97:THR:CB	20	1.8	0.12	1.76
(1,33)	1:A:55:SER:H	2:B:97:THR:CG2	20	1.8	0.12	1.76
(1,33)	1:A:55:SER:H	2:B:97:THR:H	20	1.8	0.12	1.76
(1,33)	1:A:55:SER:H	2:B:97:THR:HA	20	1.8	0.12	1.76
(1,33)	1:A:55:SER:H	2:B:97:THR:HB	20	1.8	0.12	1.76
(1,33)	1:A:55:SER:H	2:B:97:THR:HG1	20	1.8	0.12	1.76
(1,33)	1:A:55:SER:H	2:B:97:THR:HG21	20	1.8	0.12	1.76
(1,33)	1:A:55:SER:H	2:B:97:THR:HG22	20	1.8	0.12	1.76
(1,33)	1:A:55:SER:H	2:B:97:THR:HG23	20	1.8	0.12	1.76
(1,33)	1:A:55:SER:H	2:B:97:THR:N	20	1.8	0.12	1.76
(1,33)	1:A:55:SER:H	2:B:97:THR:O	20	1.8	0.12	1.76
(1,33)	1:A:55:SER:H	2:B:97:THR:OG1	20	1.8	0.12	1.76
(1,33)	1:A:55:SER:H	2:B:99:HIS:C	20	1.8	0.12	1.76
(1,33)	1:A:55:SER:H	2:B:99:HIS:CA	20	1.8	0.12	1.76
(1,33)	1:A:55:SER:H	2:B:99:HIS:CB	20	1.8	0.12	1.76
(1,33)	1:A:55:SER:H	2:B:99:HIS:CD2	20	1.8	0.12	1.76
(1,33)	1:A:55:SER:H	2:B:99:HIS:CE1	20	1.8	0.12	1.76
(1,33)	1:A:55:SER:H	2:B:99:HIS:CG	20	1.8	0.12	1.76
(1,33)	1:A:55:SER:H	2:B:99:HIS:H	20	1.8	0.12	1.76
(1,33)	1:A:55:SER:H	2:B:99:HIS:HA	20	1.8	0.12	1.76
(1,33)	1:A:55:SER:H	2:B:99:HIS:HB2	20	1.8	0.12	1.76
(1,33)	1:A:55:SER:H	2:B:99:HIS:HB3	20	1.8	0.12	1.76
(1,33)	1:A:55:SER:H	2:B:99:HIS:HD1	20	1.8	0.12	1.76
(1,33)	1:A:55:SER:H	2:B:99:HIS:HD2	20	1.8	0.12	1.76
(1,33)	1:A:55:SER:H	2:B:99:HIS:HE1	20	1.8	0.12	1.76
(1,33)	1:A:55:SER:H	2:B:99:HIS:HE2	20	1.8	0.12	1.76
(1,33)	1:A:55:SER:H	2:B:99:HIS:N	20	1.8	0.12	1.76
(1,33)	1:A:55:SER:H	2:B:99:HIS:ND1	20	1.8	0.12	1.76
(1,33)	1:A:55:SER:H	2:B:99:HIS:NE2	20	1.8	0.12	1.76
(1,33)	1:A:55:SER:H	2:B:99:HIS:O	20	1.8	0.12	1.76
(1,33)	1:A:55:SER:H	2:B:101:VAL:C	20	1.8	0.12	1.76
(1,33)	1:A:55:SER:H	2:B:101:VAL:CA	20	1.8	0.12	1.76
(1,33)	1:A:55:SER:H	2:B:101:VAL:CB	20	1.8	0.12	1.76
(1,33)	1:A:55:SER:H	2:B:101:VAL:CG1	20	1.8	0.12	1.76

*Continued on next page...*

*Continued from previous page...*

Key	Atom-1	Atom-2	Models <sup>1</sup>	Mean (Å)	SD <sup>1</sup> (Å)	Median (Å)
(1,33)	1:A:55:SER:H	2:B:101:VAL:CG2	20	1.8	0.12	1.76
(1,33)	1:A:55:SER:H	2:B:101:VAL:H	20	1.8	0.12	1.76
(1,33)	1:A:55:SER:H	2:B:101:VAL:HA	20	1.8	0.12	1.76
(1,33)	1:A:55:SER:H	2:B:101:VAL:HB	20	1.8	0.12	1.76
(1,33)	1:A:55:SER:H	2:B:101:VAL:HG11	20	1.8	0.12	1.76
(1,33)	1:A:55:SER:H	2:B:101:VAL:HG12	20	1.8	0.12	1.76
(1,33)	1:A:55:SER:H	2:B:101:VAL:HG13	20	1.8	0.12	1.76
(1,33)	1:A:55:SER:H	2:B:101:VAL:HG21	20	1.8	0.12	1.76
(1,33)	1:A:55:SER:H	2:B:101:VAL:HG22	20	1.8	0.12	1.76
(1,33)	1:A:55:SER:H	2:B:101:VAL:HG23	20	1.8	0.12	1.76
(1,33)	1:A:55:SER:H	2:B:101:VAL:N	20	1.8	0.12	1.76
(1,33)	1:A:55:SER:H	2:B:101:VAL:O	20	1.8	0.12	1.76
(1,33)	1:A:55:SER:HA	2:B:75:ILE:C	20	1.8	0.12	1.76
(1,33)	1:A:55:SER:HA	2:B:75:ILE:CA	20	1.8	0.12	1.76
(1,33)	1:A:55:SER:HA	2:B:75:ILE:CB	20	1.8	0.12	1.76
(1,33)	1:A:55:SER:HA	2:B:75:ILE:CD1	20	1.8	0.12	1.76
(1,33)	1:A:55:SER:HA	2:B:75:ILE:CG1	20	1.8	0.12	1.76
(1,33)	1:A:55:SER:HA	2:B:75:ILE:CG2	20	1.8	0.12	1.76
(1,33)	1:A:55:SER:HA	2:B:75:ILE:H	20	1.8	0.12	1.76
(1,33)	1:A:55:SER:HA	2:B:75:ILE:HA	20	1.8	0.12	1.76
(1,33)	1:A:55:SER:HA	2:B:75:ILE:HB	20	1.8	0.12	1.76
(1,33)	1:A:55:SER:HA	2:B:75:ILE:HD11	20	1.8	0.12	1.76
(1,33)	1:A:55:SER:HA	2:B:75:ILE:HD12	20	1.8	0.12	1.76
(1,33)	1:A:55:SER:HA	2:B:75:ILE:HD13	20	1.8	0.12	1.76
(1,33)	1:A:55:SER:HA	2:B:75:ILE:HG12	20	1.8	0.12	1.76
(1,33)	1:A:55:SER:HA	2:B:75:ILE:HG13	20	1.8	0.12	1.76
(1,33)	1:A:55:SER:HA	2:B:75:ILE:HG21	20	1.8	0.12	1.76
(1,33)	1:A:55:SER:HA	2:B:75:ILE:HG22	20	1.8	0.12	1.76
(1,33)	1:A:55:SER:HA	2:B:75:ILE:HG23	20	1.8	0.12	1.76
(1,33)	1:A:55:SER:HA	2:B:75:ILE:N	20	1.8	0.12	1.76
(1,33)	1:A:55:SER:HA	2:B:75:ILE:O	20	1.8	0.12	1.76
(1,33)	1:A:55:SER:HA	2:B:77:ALA:C	20	1.8	0.12	1.76
(1,33)	1:A:55:SER:HA	2:B:77:ALA:CA	20	1.8	0.12	1.76
(1,33)	1:A:55:SER:HA	2:B:77:ALA:CB	20	1.8	0.12	1.76
(1,33)	1:A:55:SER:HA	2:B:77:ALA:H	20	1.8	0.12	1.76
(1,33)	1:A:55:SER:HA	2:B:77:ALA:HA	20	1.8	0.12	1.76
(1,33)	1:A:55:SER:HA	2:B:77:ALA:HB1	20	1.8	0.12	1.76
(1,33)	1:A:55:SER:HA	2:B:77:ALA:HB2	20	1.8	0.12	1.76
(1,33)	1:A:55:SER:HA	2:B:77:ALA:HB3	20	1.8	0.12	1.76
(1,33)	1:A:55:SER:HA	2:B:77:ALA:N	20	1.8	0.12	1.76
(1,33)	1:A:55:SER:HA	2:B:77:ALA:O	20	1.8	0.12	1.76
(1,33)	1:A:55:SER:HA	2:B:78:GLY:C	20	1.8	0.12	1.76

*Continued on next page...*



*Continued from previous page...*

Key	Atom-1	Atom-2	Models <sup>1</sup>	Mean (Å)	SD <sup>1</sup> (Å)	Median (Å)
(1,33)	1:A:55:SER:HA	2:B:78:GLY:CA	20	1.8	0.12	1.76
(1,33)	1:A:55:SER:HA	2:B:78:GLY:H	20	1.8	0.12	1.76
(1,33)	1:A:55:SER:HA	2:B:78:GLY:HA2	20	1.8	0.12	1.76
(1,33)	1:A:55:SER:HA	2:B:78:GLY:HA3	20	1.8	0.12	1.76
(1,33)	1:A:55:SER:HA	2:B:78:GLY:N	20	1.8	0.12	1.76
(1,33)	1:A:55:SER:HA	2:B:78:GLY:O	20	1.8	0.12	1.76
(1,33)	1:A:55:SER:HA	2:B:79:LYS:C	20	1.8	0.12	1.76
(1,33)	1:A:55:SER:HA	2:B:79:LYS:CA	20	1.8	0.12	1.76
(1,33)	1:A:55:SER:HA	2:B:79:LYS:CB	20	1.8	0.12	1.76
(1,33)	1:A:55:SER:HA	2:B:79:LYS:CD	20	1.8	0.12	1.76
(1,33)	1:A:55:SER:HA	2:B:79:LYS:CE	20	1.8	0.12	1.76
(1,33)	1:A:55:SER:HA	2:B:79:LYS:CG	20	1.8	0.12	1.76
(1,33)	1:A:55:SER:HA	2:B:79:LYS:H	20	1.8	0.12	1.76
(1,33)	1:A:55:SER:HA	2:B:79:LYS:HA	20	1.8	0.12	1.76
(1,33)	1:A:55:SER:HA	2:B:79:LYS:HB2	20	1.8	0.12	1.76
(1,33)	1:A:55:SER:HA	2:B:79:LYS:HB3	20	1.8	0.12	1.76
(1,33)	1:A:55:SER:HA	2:B:79:LYS:HD2	20	1.8	0.12	1.76
(1,33)	1:A:55:SER:HA	2:B:79:LYS:HD3	20	1.8	0.12	1.76
(1,33)	1:A:55:SER:HA	2:B:79:LYS:HE2	20	1.8	0.12	1.76
(1,33)	1:A:55:SER:HA	2:B:79:LYS:HE3	20	1.8	0.12	1.76
(1,33)	1:A:55:SER:HA	2:B:79:LYS:HG2	20	1.8	0.12	1.76
(1,33)	1:A:55:SER:HA	2:B:79:LYS:HG3	20	1.8	0.12	1.76
(1,33)	1:A:55:SER:HA	2:B:79:LYS:HZ1	20	1.8	0.12	1.76
(1,33)	1:A:55:SER:HA	2:B:79:LYS:HZ2	20	1.8	0.12	1.76
(1,33)	1:A:55:SER:HA	2:B:79:LYS:HZ3	20	1.8	0.12	1.76
(1,33)	1:A:55:SER:HA	2:B:79:LYS:N	20	1.8	0.12	1.76
(1,33)	1:A:55:SER:HA	2:B:79:LYS:NZ	20	1.8	0.12	1.76
(1,33)	1:A:55:SER:HA	2:B:79:LYS:O	20	1.8	0.12	1.76
(1,33)	1:A:55:SER:HA	2:B:80:ILE:C	20	1.8	0.12	1.76
(1,33)	1:A:55:SER:HA	2:B:80:ILE:CA	20	1.8	0.12	1.76
(1,33)	1:A:55:SER:HA	2:B:80:ILE:CB	20	1.8	0.12	1.76
(1,33)	1:A:55:SER:HA	2:B:80:ILE:CD1	20	1.8	0.12	1.76
(1,33)	1:A:55:SER:HA	2:B:80:ILE:CG1	20	1.8	0.12	1.76
(1,33)	1:A:55:SER:HA	2:B:80:ILE:CG2	20	1.8	0.12	1.76
(1,33)	1:A:55:SER:HA	2:B:80:ILE:H	20	1.8	0.12	1.76
(1,33)	1:A:55:SER:HA	2:B:80:ILE:HA	20	1.8	0.12	1.76
(1,33)	1:A:55:SER:HA	2:B:80:ILE:HB	20	1.8	0.12	1.76
(1,33)	1:A:55:SER:HA	2:B:80:ILE:HD11	20	1.8	0.12	1.76
(1,33)	1:A:55:SER:HA	2:B:80:ILE:HD12	20	1.8	0.12	1.76
(1,33)	1:A:55:SER:HA	2:B:80:ILE:HD13	20	1.8	0.12	1.76
(1,33)	1:A:55:SER:HA	2:B:80:ILE:HG12	20	1.8	0.12	1.76
(1,33)	1:A:55:SER:HA	2:B:80:ILE:HG13	20	1.8	0.12	1.76

*Continued on next page...*

*Continued from previous page...*

Key	Atom-1	Atom-2	Models <sup>1</sup>	Mean (Å)	SD <sup>1</sup> (Å)	Median (Å)
(1,33)	1:A:55:SER:HA	2:B:80:ILE:HG21	20	1.8	0.12	1.76
(1,33)	1:A:55:SER:HA	2:B:80:ILE:HG22	20	1.8	0.12	1.76
(1,33)	1:A:55:SER:HA	2:B:80:ILE:HG23	20	1.8	0.12	1.76
(1,33)	1:A:55:SER:HA	2:B:80:ILE:N	20	1.8	0.12	1.76
(1,33)	1:A:55:SER:HA	2:B:80:ILE:O	20	1.8	0.12	1.76
(1,33)	1:A:55:SER:HA	2:B:84:GLN:C	20	1.8	0.12	1.76
(1,33)	1:A:55:SER:HA	2:B:84:GLN:CA	20	1.8	0.12	1.76
(1,33)	1:A:55:SER:HA	2:B:84:GLN:CB	20	1.8	0.12	1.76
(1,33)	1:A:55:SER:HA	2:B:84:GLN:CD	20	1.8	0.12	1.76
(1,33)	1:A:55:SER:HA	2:B:84:GLN:CG	20	1.8	0.12	1.76
(1,33)	1:A:55:SER:HA	2:B:84:GLN:H	20	1.8	0.12	1.76
(1,33)	1:A:55:SER:HA	2:B:84:GLN:HA	20	1.8	0.12	1.76
(1,33)	1:A:55:SER:HA	2:B:84:GLN:HB2	20	1.8	0.12	1.76
(1,33)	1:A:55:SER:HA	2:B:84:GLN:HB3	20	1.8	0.12	1.76
(1,33)	1:A:55:SER:HA	2:B:84:GLN:HE21	20	1.8	0.12	1.76
(1,33)	1:A:55:SER:HA	2:B:84:GLN:HE22	20	1.8	0.12	1.76
(1,33)	1:A:55:SER:HA	2:B:84:GLN:HG2	20	1.8	0.12	1.76
(1,33)	1:A:55:SER:HA	2:B:84:GLN:HG3	20	1.8	0.12	1.76
(1,33)	1:A:55:SER:HA	2:B:84:GLN:N	20	1.8	0.12	1.76
(1,33)	1:A:55:SER:HA	2:B:84:GLN:NE2	20	1.8	0.12	1.76
(1,33)	1:A:55:SER:HA	2:B:84:GLN:O	20	1.8	0.12	1.76
(1,33)	1:A:55:SER:HA	2:B:84:GLN:OE1	20	1.8	0.12	1.76
(1,33)	1:A:55:SER:HA	2:B:97:THR:C	20	1.8	0.12	1.76
(1,33)	1:A:55:SER:HA	2:B:97:THR:CA	20	1.8	0.12	1.76
(1,33)	1:A:55:SER:HA	2:B:97:THR:CB	20	1.8	0.12	1.76
(1,33)	1:A:55:SER:HA	2:B:97:THR:CG2	20	1.8	0.12	1.76
(1,33)	1:A:55:SER:HA	2:B:97:THR:H	20	1.8	0.12	1.76
(1,33)	1:A:55:SER:HA	2:B:97:THR:HA	20	1.8	0.12	1.76
(1,33)	1:A:55:SER:HA	2:B:97:THR:HB	20	1.8	0.12	1.76
(1,33)	1:A:55:SER:HA	2:B:97:THR:HG1	20	1.8	0.12	1.76
(1,33)	1:A:55:SER:HA	2:B:97:THR:HG21	20	1.8	0.12	1.76
(1,33)	1:A:55:SER:HA	2:B:97:THR:HG22	20	1.8	0.12	1.76
(1,33)	1:A:55:SER:HA	2:B:97:THR:HG23	20	1.8	0.12	1.76
(1,33)	1:A:55:SER:HA	2:B:97:THR:N	20	1.8	0.12	1.76
(1,33)	1:A:55:SER:HA	2:B:97:THR:O	20	1.8	0.12	1.76
(1,33)	1:A:55:SER:HA	2:B:97:THR:OG1	20	1.8	0.12	1.76
(1,33)	1:A:55:SER:HA	2:B:99:HIS:C	20	1.8	0.12	1.76
(1,33)	1:A:55:SER:HA	2:B:99:HIS:CA	20	1.8	0.12	1.76
(1,33)	1:A:55:SER:HA	2:B:99:HIS:CB	20	1.8	0.12	1.76
(1,33)	1:A:55:SER:HA	2:B:99:HIS:CD2	20	1.8	0.12	1.76
(1,33)	1:A:55:SER:HA	2:B:99:HIS:CE1	20	1.8	0.12	1.76
(1,33)	1:A:55:SER:HA	2:B:99:HIS:CG	20	1.8	0.12	1.76

*Continued on next page...*

*Continued from previous page...*

Key	Atom-1	Atom-2	Models <sup>1</sup>	Mean (Å)	SD <sup>1</sup> (Å)	Median (Å)
(1,33)	1:A:55:SER:HA	2:B:99:HIS:H	20	1.8	0.12	1.76
(1,33)	1:A:55:SER:HA	2:B:99:HIS:HA	20	1.8	0.12	1.76
(1,33)	1:A:55:SER:HA	2:B:99:HIS:HB2	20	1.8	0.12	1.76
(1,33)	1:A:55:SER:HA	2:B:99:HIS:HB3	20	1.8	0.12	1.76
(1,33)	1:A:55:SER:HA	2:B:99:HIS:HD1	20	1.8	0.12	1.76
(1,33)	1:A:55:SER:HA	2:B:99:HIS:HD2	20	1.8	0.12	1.76
(1,33)	1:A:55:SER:HA	2:B:99:HIS:HE1	20	1.8	0.12	1.76
(1,33)	1:A:55:SER:HA	2:B:99:HIS:HE2	20	1.8	0.12	1.76
(1,33)	1:A:55:SER:HA	2:B:99:HIS:N	20	1.8	0.12	1.76
(1,33)	1:A:55:SER:HA	2:B:99:HIS:ND1	20	1.8	0.12	1.76
(1,33)	1:A:55:SER:HA	2:B:99:HIS:NE2	20	1.8	0.12	1.76
(1,33)	1:A:55:SER:HA	2:B:99:HIS:O	20	1.8	0.12	1.76
(1,33)	1:A:55:SER:HA	2:B:101:VAL:C	20	1.8	0.12	1.76
(1,33)	1:A:55:SER:HA	2:B:101:VAL:CA	20	1.8	0.12	1.76
(1,33)	1:A:55:SER:HA	2:B:101:VAL:CB	20	1.8	0.12	1.76
(1,33)	1:A:55:SER:HA	2:B:101:VAL:CG1	20	1.8	0.12	1.76
(1,33)	1:A:55:SER:HA	2:B:101:VAL:CG2	20	1.8	0.12	1.76
(1,33)	1:A:55:SER:HA	2:B:101:VAL:H	20	1.8	0.12	1.76
(1,33)	1:A:55:SER:HA	2:B:101:VAL:HA	20	1.8	0.12	1.76
(1,33)	1:A:55:SER:HA	2:B:101:VAL:HB	20	1.8	0.12	1.76
(1,33)	1:A:55:SER:HA	2:B:101:VAL:HG11	20	1.8	0.12	1.76
(1,33)	1:A:55:SER:HA	2:B:101:VAL:HG12	20	1.8	0.12	1.76
(1,33)	1:A:55:SER:HA	2:B:101:VAL:HG13	20	1.8	0.12	1.76
(1,33)	1:A:55:SER:HA	2:B:101:VAL:HG21	20	1.8	0.12	1.76
(1,33)	1:A:55:SER:HA	2:B:101:VAL:HG22	20	1.8	0.12	1.76
(1,33)	1:A:55:SER:HA	2:B:101:VAL:HG23	20	1.8	0.12	1.76
(1,33)	1:A:55:SER:HA	2:B:101:VAL:N	20	1.8	0.12	1.76
(1,33)	1:A:55:SER:HA	2:B:101:VAL:O	20	1.8	0.12	1.76
(1,33)	1:A:55:SER:HB2	2:B:75:ILE:C	20	1.8	0.12	1.76
(1,33)	1:A:55:SER:HB2	2:B:75:ILE:CA	20	1.8	0.12	1.76
(1,33)	1:A:55:SER:HB2	2:B:75:ILE:CB	20	1.8	0.12	1.76
(1,33)	1:A:55:SER:HB2	2:B:75:ILE:CD1	20	1.8	0.12	1.76
(1,33)	1:A:55:SER:HB2	2:B:75:ILE:CG1	20	1.8	0.12	1.76
(1,33)	1:A:55:SER:HB2	2:B:75:ILE:CG2	20	1.8	0.12	1.76
(1,33)	1:A:55:SER:HB2	2:B:75:ILE:H	20	1.8	0.12	1.76
(1,33)	1:A:55:SER:HB2	2:B:75:ILE:HA	20	1.8	0.12	1.76
(1,33)	1:A:55:SER:HB2	2:B:75:ILE:HB	20	1.8	0.12	1.76
(1,33)	1:A:55:SER:HB2	2:B:75:ILE:HD11	20	1.8	0.12	1.76
(1,33)	1:A:55:SER:HB2	2:B:75:ILE:HD12	20	1.8	0.12	1.76
(1,33)	1:A:55:SER:HB2	2:B:75:ILE:HD13	20	1.8	0.12	1.76
(1,33)	1:A:55:SER:HB2	2:B:75:ILE:HG12	20	1.8	0.12	1.76
(1,33)	1:A:55:SER:HB2	2:B:75:ILE:HG13	20	1.8	0.12	1.76

*Continued on next page...*

*Continued from previous page...*

Key	Atom-1	Atom-2	Models <sup>1</sup>	Mean (Å)	SD <sup>1</sup> (Å)	Median (Å)
(1,33)	1:A:55:SER:HB2	2:B:75:ILE:HG21	20	1.8	0.12	1.76
(1,33)	1:A:55:SER:HB2	2:B:75:ILE:HG22	20	1.8	0.12	1.76
(1,33)	1:A:55:SER:HB2	2:B:75:ILE:HG23	20	1.8	0.12	1.76
(1,33)	1:A:55:SER:HB2	2:B:75:ILE:N	20	1.8	0.12	1.76
(1,33)	1:A:55:SER:HB2	2:B:75:ILE:O	20	1.8	0.12	1.76
(1,33)	1:A:55:SER:HB2	2:B:77:ALA:C	20	1.8	0.12	1.76
(1,33)	1:A:55:SER:HB2	2:B:77:ALA:CA	20	1.8	0.12	1.76
(1,33)	1:A:55:SER:HB2	2:B:77:ALA:CB	20	1.8	0.12	1.76
(1,33)	1:A:55:SER:HB2	2:B:77:ALA:H	20	1.8	0.12	1.76
(1,33)	1:A:55:SER:HB2	2:B:77:ALA:HA	20	1.8	0.12	1.76
(1,33)	1:A:55:SER:HB2	2:B:77:ALA:HB1	20	1.8	0.12	1.76
(1,33)	1:A:55:SER:HB2	2:B:77:ALA:HB2	20	1.8	0.12	1.76
(1,33)	1:A:55:SER:HB2	2:B:77:ALA:HB3	20	1.8	0.12	1.76
(1,33)	1:A:55:SER:HB2	2:B:77:ALA:N	20	1.8	0.12	1.76
(1,33)	1:A:55:SER:HB2	2:B:77:ALA:O	20	1.8	0.12	1.76
(1,33)	1:A:55:SER:HB2	2:B:78:GLY:C	20	1.8	0.12	1.76
(1,33)	1:A:55:SER:HB2	2:B:78:GLY:CA	20	1.8	0.12	1.76
(1,33)	1:A:55:SER:HB2	2:B:78:GLY:H	20	1.8	0.12	1.76
(1,33)	1:A:55:SER:HB2	2:B:78:GLY:HA2	20	1.8	0.12	1.76
(1,33)	1:A:55:SER:HB2	2:B:78:GLY:HA3	20	1.8	0.12	1.76
(1,33)	1:A:55:SER:HB2	2:B:78:GLY:N	20	1.8	0.12	1.76
(1,33)	1:A:55:SER:HB2	2:B:78:GLY:O	20	1.8	0.12	1.76
(1,33)	1:A:55:SER:HB2	2:B:79:LYS:C	20	1.8	0.12	1.76
(1,33)	1:A:55:SER:HB2	2:B:79:LYS:CA	20	1.8	0.12	1.76
(1,33)	1:A:55:SER:HB2	2:B:79:LYS:CB	20	1.8	0.12	1.76
(1,33)	1:A:55:SER:HB2	2:B:79:LYS:CD	20	1.8	0.12	1.76
(1,33)	1:A:55:SER:HB2	2:B:79:LYS:CE	20	1.8	0.12	1.76
(1,33)	1:A:55:SER:HB2	2:B:79:LYS:CG	20	1.8	0.12	1.76
(1,33)	1:A:55:SER:HB2	2:B:79:LYS:H	20	1.8	0.12	1.76
(1,33)	1:A:55:SER:HB2	2:B:79:LYS:HA	20	1.8	0.12	1.76
(1,33)	1:A:55:SER:HB2	2:B:79:LYS:HB2	20	1.8	0.12	1.76
(1,33)	1:A:55:SER:HB2	2:B:79:LYS:HB3	20	1.8	0.12	1.76
(1,33)	1:A:55:SER:HB2	2:B:79:LYS:HD2	20	1.8	0.12	1.76
(1,33)	1:A:55:SER:HB2	2:B:79:LYS:HD3	20	1.8	0.12	1.76
(1,33)	1:A:55:SER:HB2	2:B:79:LYS:HE2	20	1.8	0.12	1.76
(1,33)	1:A:55:SER:HB2	2:B:79:LYS:HE3	20	1.8	0.12	1.76
(1,33)	1:A:55:SER:HB2	2:B:79:LYS:HG2	20	1.8	0.12	1.76
(1,33)	1:A:55:SER:HB2	2:B:79:LYS:HG3	20	1.8	0.12	1.76
(1,33)	1:A:55:SER:HB2	2:B:79:LYS:HZ1	20	1.8	0.12	1.76
(1,33)	1:A:55:SER:HB2	2:B:79:LYS:HZ2	20	1.8	0.12	1.76
(1,33)	1:A:55:SER:HB2	2:B:79:LYS:HZ3	20	1.8	0.12	1.76
(1,33)	1:A:55:SER:HB2	2:B:79:LYS:N	20	1.8	0.12	1.76

*Continued on next page...*

*Continued from previous page...*

Key	Atom-1	Atom-2	Models <sup>1</sup>	Mean (Å)	SD <sup>1</sup> (Å)	Median (Å)
(1,33)	1:A:55:SER:HB2	2:B:79:LYS:NZ	20	1.8	0.12	1.76
(1,33)	1:A:55:SER:HB2	2:B:79:LYS:O	20	1.8	0.12	1.76
(1,33)	1:A:55:SER:HB2	2:B:80:ILE:C	20	1.8	0.12	1.76
(1,33)	1:A:55:SER:HB2	2:B:80:ILE:CA	20	1.8	0.12	1.76
(1,33)	1:A:55:SER:HB2	2:B:80:ILE:CB	20	1.8	0.12	1.76
(1,33)	1:A:55:SER:HB2	2:B:80:ILE:CD1	20	1.8	0.12	1.76
(1,33)	1:A:55:SER:HB2	2:B:80:ILE:CG1	20	1.8	0.12	1.76
(1,33)	1:A:55:SER:HB2	2:B:80:ILE:CG2	20	1.8	0.12	1.76
(1,33)	1:A:55:SER:HB2	2:B:80:ILE:H	20	1.8	0.12	1.76
(1,33)	1:A:55:SER:HB2	2:B:80:ILE:HA	20	1.8	0.12	1.76
(1,33)	1:A:55:SER:HB2	2:B:80:ILE:HB	20	1.8	0.12	1.76
(1,33)	1:A:55:SER:HB2	2:B:80:ILE:HD11	20	1.8	0.12	1.76
(1,33)	1:A:55:SER:HB2	2:B:80:ILE:HD12	20	1.8	0.12	1.76
(1,33)	1:A:55:SER:HB2	2:B:80:ILE:HD13	20	1.8	0.12	1.76
(1,33)	1:A:55:SER:HB2	2:B:80:ILE:HG12	20	1.8	0.12	1.76
(1,33)	1:A:55:SER:HB2	2:B:80:ILE:HG13	20	1.8	0.12	1.76
(1,33)	1:A:55:SER:HB2	2:B:80:ILE:HG21	20	1.8	0.12	1.76
(1,33)	1:A:55:SER:HB2	2:B:80:ILE:HG22	20	1.8	0.12	1.76
(1,33)	1:A:55:SER:HB2	2:B:80:ILE:HG23	20	1.8	0.12	1.76
(1,33)	1:A:55:SER:HB2	2:B:80:ILE:N	20	1.8	0.12	1.76
(1,33)	1:A:55:SER:HB2	2:B:80:ILE:O	20	1.8	0.12	1.76
(1,33)	1:A:55:SER:HB2	2:B:84:GLN:C	20	1.8	0.12	1.76
(1,33)	1:A:55:SER:HB2	2:B:84:GLN:CA	20	1.8	0.12	1.76
(1,33)	1:A:55:SER:HB2	2:B:84:GLN:CB	20	1.8	0.12	1.76
(1,33)	1:A:55:SER:HB2	2:B:84:GLN:CD	20	1.8	0.12	1.76
(1,33)	1:A:55:SER:HB2	2:B:84:GLN:CG	20	1.8	0.12	1.76
(1,33)	1:A:55:SER:HB2	2:B:84:GLN:H	20	1.8	0.12	1.76
(1,33)	1:A:55:SER:HB2	2:B:84:GLN:HA	20	1.8	0.12	1.76
(1,33)	1:A:55:SER:HB2	2:B:84:GLN:HB2	20	1.8	0.12	1.76
(1,33)	1:A:55:SER:HB2	2:B:84:GLN:HB3	20	1.8	0.12	1.76
(1,33)	1:A:55:SER:HB2	2:B:84:GLN:HE21	20	1.8	0.12	1.76
(1,33)	1:A:55:SER:HB2	2:B:84:GLN:HE22	20	1.8	0.12	1.76
(1,33)	1:A:55:SER:HB2	2:B:84:GLN:HG2	20	1.8	0.12	1.76
(1,33)	1:A:55:SER:HB2	2:B:84:GLN:HG3	20	1.8	0.12	1.76
(1,33)	1:A:55:SER:HB2	2:B:84:GLN:N	20	1.8	0.12	1.76
(1,33)	1:A:55:SER:HB2	2:B:84:GLN:NE2	20	1.8	0.12	1.76
(1,33)	1:A:55:SER:HB2	2:B:84:GLN:O	20	1.8	0.12	1.76
(1,33)	1:A:55:SER:HB2	2:B:84:GLN:OE1	20	1.8	0.12	1.76
(1,33)	1:A:55:SER:HB2	2:B:97:THR:C	20	1.8	0.12	1.76
(1,33)	1:A:55:SER:HB2	2:B:97:THR:CA	20	1.8	0.12	1.76
(1,33)	1:A:55:SER:HB2	2:B:97:THR:CB	20	1.8	0.12	1.76
(1,33)	1:A:55:SER:HB2	2:B:97:THR:CG2	20	1.8	0.12	1.76

*Continued on next page...*

*Continued from previous page...*

Key	Atom-1	Atom-2	Models <sup>1</sup>	Mean (Å)	SD <sup>1</sup> (Å)	Median (Å)
(1,33)	1:A:55:SER:HB2	2:B:97:THR:H	20	1.8	0.12	1.76
(1,33)	1:A:55:SER:HB2	2:B:97:THR:HA	20	1.8	0.12	1.76
(1,33)	1:A:55:SER:HB2	2:B:97:THR:HB	20	1.8	0.12	1.76
(1,33)	1:A:55:SER:HB2	2:B:97:THR:HG1	20	1.8	0.12	1.76
(1,33)	1:A:55:SER:HB2	2:B:97:THR:HG21	20	1.8	0.12	1.76
(1,33)	1:A:55:SER:HB2	2:B:97:THR:HG22	20	1.8	0.12	1.76
(1,33)	1:A:55:SER:HB2	2:B:97:THR:HG23	20	1.8	0.12	1.76
(1,33)	1:A:55:SER:HB2	2:B:97:THR:N	20	1.8	0.12	1.76
(1,33)	1:A:55:SER:HB2	2:B:97:THR:O	20	1.8	0.12	1.76
(1,33)	1:A:55:SER:HB2	2:B:97:THR:OG1	20	1.8	0.12	1.76
(1,33)	1:A:55:SER:HB2	2:B:99:HIS:C	20	1.8	0.12	1.76
(1,33)	1:A:55:SER:HB2	2:B:99:HIS:CA	20	1.8	0.12	1.76
(1,33)	1:A:55:SER:HB2	2:B:99:HIS:CB	20	1.8	0.12	1.76
(1,33)	1:A:55:SER:HB2	2:B:99:HIS:CD2	20	1.8	0.12	1.76
(1,33)	1:A:55:SER:HB2	2:B:99:HIS:CE1	20	1.8	0.12	1.76
(1,33)	1:A:55:SER:HB2	2:B:99:HIS:CG	20	1.8	0.12	1.76
(1,33)	1:A:55:SER:HB2	2:B:99:HIS:H	20	1.8	0.12	1.76
(1,33)	1:A:55:SER:HB2	2:B:99:HIS:HA	20	1.8	0.12	1.76
(1,33)	1:A:55:SER:HB2	2:B:99:HIS:HB2	20	1.8	0.12	1.76
(1,33)	1:A:55:SER:HB2	2:B:99:HIS:HB3	20	1.8	0.12	1.76
(1,33)	1:A:55:SER:HB2	2:B:99:HIS:HD1	20	1.8	0.12	1.76
(1,33)	1:A:55:SER:HB2	2:B:99:HIS:HD2	20	1.8	0.12	1.76
(1,33)	1:A:55:SER:HB2	2:B:99:HIS:HE1	20	1.8	0.12	1.76
(1,33)	1:A:55:SER:HB2	2:B:99:HIS:HE2	20	1.8	0.12	1.76
(1,33)	1:A:55:SER:HB2	2:B:99:HIS:N	20	1.8	0.12	1.76
(1,33)	1:A:55:SER:HB2	2:B:99:HIS:ND1	20	1.8	0.12	1.76
(1,33)	1:A:55:SER:HB2	2:B:99:HIS:NE2	20	1.8	0.12	1.76
(1,33)	1:A:55:SER:HB2	2:B:99:HIS:O	20	1.8	0.12	1.76
(1,33)	1:A:55:SER:HB2	2:B:101:VAL:C	20	1.8	0.12	1.76
(1,33)	1:A:55:SER:HB2	2:B:101:VAL:CA	20	1.8	0.12	1.76
(1,33)	1:A:55:SER:HB2	2:B:101:VAL:CB	20	1.8	0.12	1.76
(1,33)	1:A:55:SER:HB2	2:B:101:VAL:CG1	20	1.8	0.12	1.76
(1,33)	1:A:55:SER:HB2	2:B:101:VAL:CG2	20	1.8	0.12	1.76
(1,33)	1:A:55:SER:HB2	2:B:101:VAL:H	20	1.8	0.12	1.76
(1,33)	1:A:55:SER:HB2	2:B:101:VAL:HA	20	1.8	0.12	1.76
(1,33)	1:A:55:SER:HB2	2:B:101:VAL:HB	20	1.8	0.12	1.76
(1,33)	1:A:55:SER:HB2	2:B:101:VAL:HG11	20	1.8	0.12	1.76
(1,33)	1:A:55:SER:HB2	2:B:101:VAL:HG12	20	1.8	0.12	1.76
(1,33)	1:A:55:SER:HB2	2:B:101:VAL:HG13	20	1.8	0.12	1.76
(1,33)	1:A:55:SER:HB2	2:B:101:VAL:HG21	20	1.8	0.12	1.76
(1,33)	1:A:55:SER:HB2	2:B:101:VAL:HG22	20	1.8	0.12	1.76
(1,33)	1:A:55:SER:HB2	2:B:101:VAL:HG23	20	1.8	0.12	1.76

*Continued on next page...*

*Continued from previous page...*

Key	Atom-1	Atom-2	Models <sup>1</sup>	Mean (Å)	SD <sup>1</sup> (Å)	Median (Å)
(1,33)	1:A:55:SER:HB2	2:B:101:VAL:N	20	1.8	0.12	1.76
(1,33)	1:A:55:SER:HB2	2:B:101:VAL:O	20	1.8	0.12	1.76
(1,33)	1:A:55:SER:HB3	2:B:75:ILE:C	20	1.8	0.12	1.76
(1,33)	1:A:55:SER:HB3	2:B:75:ILE:CA	20	1.8	0.12	1.76
(1,33)	1:A:55:SER:HB3	2:B:75:ILE:CB	20	1.8	0.12	1.76
(1,33)	1:A:55:SER:HB3	2:B:75:ILE:CD1	20	1.8	0.12	1.76
(1,33)	1:A:55:SER:HB3	2:B:75:ILE:CG1	20	1.8	0.12	1.76
(1,33)	1:A:55:SER:HB3	2:B:75:ILE:CG2	20	1.8	0.12	1.76
(1,33)	1:A:55:SER:HB3	2:B:75:ILE:H	20	1.8	0.12	1.76
(1,33)	1:A:55:SER:HB3	2:B:75:ILE:HA	20	1.8	0.12	1.76
(1,33)	1:A:55:SER:HB3	2:B:75:ILE:HB	20	1.8	0.12	1.76
(1,33)	1:A:55:SER:HB3	2:B:75:ILE:HD11	20	1.8	0.12	1.76
(1,33)	1:A:55:SER:HB3	2:B:75:ILE:HD12	20	1.8	0.12	1.76
(1,33)	1:A:55:SER:HB3	2:B:75:ILE:HD13	20	1.8	0.12	1.76
(1,33)	1:A:55:SER:HB3	2:B:75:ILE:HG12	20	1.8	0.12	1.76
(1,33)	1:A:55:SER:HB3	2:B:75:ILE:HG13	20	1.8	0.12	1.76
(1,33)	1:A:55:SER:HB3	2:B:75:ILE:HG21	20	1.8	0.12	1.76
(1,33)	1:A:55:SER:HB3	2:B:75:ILE:HG22	20	1.8	0.12	1.76
(1,33)	1:A:55:SER:HB3	2:B:75:ILE:HG23	20	1.8	0.12	1.76
(1,33)	1:A:55:SER:HB3	2:B:75:ILE:N	20	1.8	0.12	1.76
(1,33)	1:A:55:SER:HB3	2:B:75:ILE:O	20	1.8	0.12	1.76
(1,33)	1:A:55:SER:HB3	2:B:77:ALA:C	20	1.8	0.12	1.76
(1,33)	1:A:55:SER:HB3	2:B:77:ALA:CA	20	1.8	0.12	1.76
(1,33)	1:A:55:SER:HB3	2:B:77:ALA:CB	20	1.8	0.12	1.76
(1,33)	1:A:55:SER:HB3	2:B:77:ALA:H	20	1.8	0.12	1.76
(1,33)	1:A:55:SER:HB3	2:B:77:ALA:HA	20	1.8	0.12	1.76
(1,33)	1:A:55:SER:HB3	2:B:77:ALA:HB1	20	1.8	0.12	1.76
(1,33)	1:A:55:SER:HB3	2:B:77:ALA:HB2	20	1.8	0.12	1.76
(1,33)	1:A:55:SER:HB3	2:B:77:ALA:HB3	20	1.8	0.12	1.76
(1,33)	1:A:55:SER:HB3	2:B:77:ALA:N	20	1.8	0.12	1.76
(1,33)	1:A:55:SER:HB3	2:B:77:ALA:O	20	1.8	0.12	1.76
(1,33)	1:A:55:SER:HB3	2:B:78:GLY:C	20	1.8	0.12	1.76
(1,33)	1:A:55:SER:HB3	2:B:78:GLY:CA	20	1.8	0.12	1.76
(1,33)	1:A:55:SER:HB3	2:B:78:GLY:H	20	1.8	0.12	1.76
(1,33)	1:A:55:SER:HB3	2:B:78:GLY:HA2	20	1.8	0.12	1.76
(1,33)	1:A:55:SER:HB3	2:B:78:GLY:HA3	20	1.8	0.12	1.76
(1,33)	1:A:55:SER:HB3	2:B:78:GLY:N	20	1.8	0.12	1.76
(1,33)	1:A:55:SER:HB3	2:B:78:GLY:O	20	1.8	0.12	1.76
(1,33)	1:A:55:SER:HB3	2:B:79:LYS:C	20	1.8	0.12	1.76
(1,33)	1:A:55:SER:HB3	2:B:79:LYS:CA	20	1.8	0.12	1.76
(1,33)	1:A:55:SER:HB3	2:B:79:LYS:CB	20	1.8	0.12	1.76
(1,33)	1:A:55:SER:HB3	2:B:79:LYS:CD	20	1.8	0.12	1.76

*Continued on next page...*

*Continued from previous page...*

Key	Atom-1	Atom-2	Models <sup>1</sup>	Mean (Å)	SD <sup>1</sup> (Å)	Median (Å)
(1,33)	1:A:55:SER:HB3	2:B:79:LYS:CE	20	1.8	0.12	1.76
(1,33)	1:A:55:SER:HB3	2:B:79:LYS:CG	20	1.8	0.12	1.76
(1,33)	1:A:55:SER:HB3	2:B:79:LYS:H	20	1.8	0.12	1.76
(1,33)	1:A:55:SER:HB3	2:B:79:LYS:HA	20	1.8	0.12	1.76
(1,33)	1:A:55:SER:HB3	2:B:79:LYS:HB2	20	1.8	0.12	1.76
(1,33)	1:A:55:SER:HB3	2:B:79:LYS:HB3	20	1.8	0.12	1.76
(1,33)	1:A:55:SER:HB3	2:B:79:LYS:HD2	20	1.8	0.12	1.76
(1,33)	1:A:55:SER:HB3	2:B:79:LYS:HD3	20	1.8	0.12	1.76
(1,33)	1:A:55:SER:HB3	2:B:79:LYS:HE2	20	1.8	0.12	1.76
(1,33)	1:A:55:SER:HB3	2:B:79:LYS:HE3	20	1.8	0.12	1.76
(1,33)	1:A:55:SER:HB3	2:B:79:LYS:HG2	20	1.8	0.12	1.76
(1,33)	1:A:55:SER:HB3	2:B:79:LYS:HG3	20	1.8	0.12	1.76
(1,33)	1:A:55:SER:HB3	2:B:79:LYS:HZ1	20	1.8	0.12	1.76
(1,33)	1:A:55:SER:HB3	2:B:79:LYS:HZ2	20	1.8	0.12	1.76
(1,33)	1:A:55:SER:HB3	2:B:79:LYS:HZ3	20	1.8	0.12	1.76
(1,33)	1:A:55:SER:HB3	2:B:79:LYS:N	20	1.8	0.12	1.76
(1,33)	1:A:55:SER:HB3	2:B:79:LYS:NZ	20	1.8	0.12	1.76
(1,33)	1:A:55:SER:HB3	2:B:79:LYS:O	20	1.8	0.12	1.76
(1,33)	1:A:55:SER:HB3	2:B:80:ILE:C	20	1.8	0.12	1.76
(1,33)	1:A:55:SER:HB3	2:B:80:ILE:CA	20	1.8	0.12	1.76
(1,33)	1:A:55:SER:HB3	2:B:80:ILE:CB	20	1.8	0.12	1.76
(1,33)	1:A:55:SER:HB3	2:B:80:ILE:CD1	20	1.8	0.12	1.76
(1,33)	1:A:55:SER:HB3	2:B:80:ILE:CG1	20	1.8	0.12	1.76
(1,33)	1:A:55:SER:HB3	2:B:80:ILE:CG2	20	1.8	0.12	1.76
(1,33)	1:A:55:SER:HB3	2:B:80:ILE:H	20	1.8	0.12	1.76
(1,33)	1:A:55:SER:HB3	2:B:80:ILE:HA	20	1.8	0.12	1.76
(1,33)	1:A:55:SER:HB3	2:B:80:ILE:HB	20	1.8	0.12	1.76
(1,33)	1:A:55:SER:HB3	2:B:80:ILE:HD11	20	1.8	0.12	1.76
(1,33)	1:A:55:SER:HB3	2:B:80:ILE:HD12	20	1.8	0.12	1.76
(1,33)	1:A:55:SER:HB3	2:B:80:ILE:HD13	20	1.8	0.12	1.76
(1,33)	1:A:55:SER:HB3	2:B:80:ILE:HG12	20	1.8	0.12	1.76
(1,33)	1:A:55:SER:HB3	2:B:80:ILE:HG13	20	1.8	0.12	1.76
(1,33)	1:A:55:SER:HB3	2:B:80:ILE:HG21	20	1.8	0.12	1.76
(1,33)	1:A:55:SER:HB3	2:B:80:ILE:HG22	20	1.8	0.12	1.76
(1,33)	1:A:55:SER:HB3	2:B:80:ILE:HG23	20	1.8	0.12	1.76
(1,33)	1:A:55:SER:HB3	2:B:80:ILE:N	20	1.8	0.12	1.76
(1,33)	1:A:55:SER:HB3	2:B:80:ILE:O	20	1.8	0.12	1.76
(1,33)	1:A:55:SER:HB3	2:B:84:GLN:C	20	1.8	0.12	1.76
(1,33)	1:A:55:SER:HB3	2:B:84:GLN:CA	20	1.8	0.12	1.76
(1,33)	1:A:55:SER:HB3	2:B:84:GLN:CB	20	1.8	0.12	1.76
(1,33)	1:A:55:SER:HB3	2:B:84:GLN:CD	20	1.8	0.12	1.76
(1,33)	1:A:55:SER:HB3	2:B:84:GLN:CG	20	1.8	0.12	1.76

*Continued on next page...*



*Continued from previous page...*

Key	Atom-1	Atom-2	Models <sup>1</sup>	Mean (Å)	SD <sup>1</sup> (Å)	Median (Å)
(1,33)	1:A:55:SER:HB3	2:B:84:GLN:H	20	1.8	0.12	1.76
(1,33)	1:A:55:SER:HB3	2:B:84:GLN:HA	20	1.8	0.12	1.76
(1,33)	1:A:55:SER:HB3	2:B:84:GLN:HB2	20	1.8	0.12	1.76
(1,33)	1:A:55:SER:HB3	2:B:84:GLN:HB3	20	1.8	0.12	1.76
(1,33)	1:A:55:SER:HB3	2:B:84:GLN:HE21	20	1.8	0.12	1.76
(1,33)	1:A:55:SER:HB3	2:B:84:GLN:HE22	20	1.8	0.12	1.76
(1,33)	1:A:55:SER:HB3	2:B:84:GLN:HG2	20	1.8	0.12	1.76
(1,33)	1:A:55:SER:HB3	2:B:84:GLN:HG3	20	1.8	0.12	1.76
(1,33)	1:A:55:SER:HB3	2:B:84:GLN:N	20	1.8	0.12	1.76
(1,33)	1:A:55:SER:HB3	2:B:84:GLN:NE2	20	1.8	0.12	1.76
(1,33)	1:A:55:SER:HB3	2:B:84:GLN:O	20	1.8	0.12	1.76
(1,33)	1:A:55:SER:HB3	2:B:84:GLN:OE1	20	1.8	0.12	1.76
(1,33)	1:A:55:SER:HB3	2:B:97:THR:C	20	1.8	0.12	1.76
(1,33)	1:A:55:SER:HB3	2:B:97:THR:CA	20	1.8	0.12	1.76
(1,33)	1:A:55:SER:HB3	2:B:97:THR:CB	20	1.8	0.12	1.76
(1,33)	1:A:55:SER:HB3	2:B:97:THR:CG2	20	1.8	0.12	1.76
(1,33)	1:A:55:SER:HB3	2:B:97:THR:H	20	1.8	0.12	1.76
(1,33)	1:A:55:SER:HB3	2:B:97:THR:HA	20	1.8	0.12	1.76
(1,33)	1:A:55:SER:HB3	2:B:97:THR:HB	20	1.8	0.12	1.76
(1,33)	1:A:55:SER:HB3	2:B:97:THR:HG1	20	1.8	0.12	1.76
(1,33)	1:A:55:SER:HB3	2:B:97:THR:HG21	20	1.8	0.12	1.76
(1,33)	1:A:55:SER:HB3	2:B:97:THR:HG22	20	1.8	0.12	1.76
(1,33)	1:A:55:SER:HB3	2:B:97:THR:HG23	20	1.8	0.12	1.76
(1,33)	1:A:55:SER:HB3	2:B:97:THR:N	20	1.8	0.12	1.76
(1,33)	1:A:55:SER:HB3	2:B:97:THR:O	20	1.8	0.12	1.76
(1,33)	1:A:55:SER:HB3	2:B:97:THR:OG1	20	1.8	0.12	1.76
(1,33)	1:A:55:SER:HB3	2:B:99:HIS:C	20	1.8	0.12	1.76
(1,33)	1:A:55:SER:HB3	2:B:99:HIS:CA	20	1.8	0.12	1.76
(1,33)	1:A:55:SER:HB3	2:B:99:HIS:CB	20	1.8	0.12	1.76
(1,33)	1:A:55:SER:HB3	2:B:99:HIS:CD2	20	1.8	0.12	1.76
(1,33)	1:A:55:SER:HB3	2:B:99:HIS:CE1	20	1.8	0.12	1.76
(1,33)	1:A:55:SER:HB3	2:B:99:HIS:CG	20	1.8	0.12	1.76
(1,33)	1:A:55:SER:HB3	2:B:99:HIS:H	20	1.8	0.12	1.76
(1,33)	1:A:55:SER:HB3	2:B:99:HIS:HA	20	1.8	0.12	1.76
(1,33)	1:A:55:SER:HB3	2:B:99:HIS:HB2	20	1.8	0.12	1.76
(1,33)	1:A:55:SER:HB3	2:B:99:HIS:HB3	20	1.8	0.12	1.76
(1,33)	1:A:55:SER:HB3	2:B:99:HIS:HD1	20	1.8	0.12	1.76
(1,33)	1:A:55:SER:HB3	2:B:99:HIS:HD2	20	1.8	0.12	1.76
(1,33)	1:A:55:SER:HB3	2:B:99:HIS:HE1	20	1.8	0.12	1.76
(1,33)	1:A:55:SER:HB3	2:B:99:HIS:HE2	20	1.8	0.12	1.76
(1,33)	1:A:55:SER:HB3	2:B:99:HIS:N	20	1.8	0.12	1.76
(1,33)	1:A:55:SER:HB3	2:B:99:HIS:ND1	20	1.8	0.12	1.76

*Continued on next page...*

*Continued from previous page...*

Key	Atom-1	Atom-2	Models <sup>1</sup>	Mean (Å)	SD <sup>1</sup> (Å)	Median (Å)
(1,33)	1:A:55:SER:HB3	2:B:99:HIS:NE2	20	1.8	0.12	1.76
(1,33)	1:A:55:SER:HB3	2:B:99:HIS:O	20	1.8	0.12	1.76
(1,33)	1:A:55:SER:HB3	2:B:101:VAL:C	20	1.8	0.12	1.76
(1,33)	1:A:55:SER:HB3	2:B:101:VAL:CA	20	1.8	0.12	1.76
(1,33)	1:A:55:SER:HB3	2:B:101:VAL:CB	20	1.8	0.12	1.76
(1,33)	1:A:55:SER:HB3	2:B:101:VAL:CG1	20	1.8	0.12	1.76
(1,33)	1:A:55:SER:HB3	2:B:101:VAL:CG2	20	1.8	0.12	1.76
(1,33)	1:A:55:SER:HB3	2:B:101:VAL:H	20	1.8	0.12	1.76
(1,33)	1:A:55:SER:HB3	2:B:101:VAL:HA	20	1.8	0.12	1.76
(1,33)	1:A:55:SER:HB3	2:B:101:VAL:HB	20	1.8	0.12	1.76
(1,33)	1:A:55:SER:HB3	2:B:101:VAL:HG11	20	1.8	0.12	1.76
(1,33)	1:A:55:SER:HB3	2:B:101:VAL:HG12	20	1.8	0.12	1.76
(1,33)	1:A:55:SER:HB3	2:B:101:VAL:HG13	20	1.8	0.12	1.76
(1,33)	1:A:55:SER:HB3	2:B:101:VAL:HG21	20	1.8	0.12	1.76
(1,33)	1:A:55:SER:HB3	2:B:101:VAL:HG22	20	1.8	0.12	1.76
(1,33)	1:A:55:SER:HB3	2:B:101:VAL:HG23	20	1.8	0.12	1.76
(1,33)	1:A:55:SER:HB3	2:B:101:VAL:N	20	1.8	0.12	1.76
(1,33)	1:A:55:SER:HB3	2:B:101:VAL:O	20	1.8	0.12	1.76
(1,33)	1:A:55:SER:HG	2:B:75:ILE:C	20	1.8	0.12	1.76
(1,33)	1:A:55:SER:HG	2:B:75:ILE:CA	20	1.8	0.12	1.76
(1,33)	1:A:55:SER:HG	2:B:75:ILE:CB	20	1.8	0.12	1.76
(1,33)	1:A:55:SER:HG	2:B:75:ILE:CD1	20	1.8	0.12	1.76
(1,33)	1:A:55:SER:HG	2:B:75:ILE:CG1	20	1.8	0.12	1.76
(1,33)	1:A:55:SER:HG	2:B:75:ILE:CG2	20	1.8	0.12	1.76
(1,33)	1:A:55:SER:HG	2:B:75:ILE:H	20	1.8	0.12	1.76
(1,33)	1:A:55:SER:HG	2:B:75:ILE:HA	20	1.8	0.12	1.76
(1,33)	1:A:55:SER:HG	2:B:75:ILE:HB	20	1.8	0.12	1.76
(1,33)	1:A:55:SER:HG	2:B:75:ILE:HD11	20	1.8	0.12	1.76
(1,33)	1:A:55:SER:HG	2:B:75:ILE:HD12	20	1.8	0.12	1.76
(1,33)	1:A:55:SER:HG	2:B:75:ILE:HD13	20	1.8	0.12	1.76
(1,33)	1:A:55:SER:HG	2:B:75:ILE:HG12	20	1.8	0.12	1.76
(1,33)	1:A:55:SER:HG	2:B:75:ILE:HG13	20	1.8	0.12	1.76
(1,33)	1:A:55:SER:HG	2:B:75:ILE:HG21	20	1.8	0.12	1.76
(1,33)	1:A:55:SER:HG	2:B:75:ILE:HG22	20	1.8	0.12	1.76
(1,33)	1:A:55:SER:HG	2:B:75:ILE:HG23	20	1.8	0.12	1.76
(1,33)	1:A:55:SER:HG	2:B:75:ILE:N	20	1.8	0.12	1.76
(1,33)	1:A:55:SER:HG	2:B:75:ILE:O	20	1.8	0.12	1.76
(1,33)	1:A:55:SER:HG	2:B:77:ALA:C	20	1.8	0.12	1.76
(1,33)	1:A:55:SER:HG	2:B:77:ALA:CA	20	1.8	0.12	1.76
(1,33)	1:A:55:SER:HG	2:B:77:ALA:CB	20	1.8	0.12	1.76
(1,33)	1:A:55:SER:HG	2:B:77:ALA:H	20	1.8	0.12	1.76
(1,33)	1:A:55:SER:HG	2:B:77:ALA:HA	20	1.8	0.12	1.76

*Continued on next page...*

*Continued from previous page...*

Key	Atom-1	Atom-2	Models <sup>1</sup>	Mean (Å)	SD <sup>1</sup> (Å)	Median (Å)
(1,33)	1:A:55:SER:HG	2:B:77:ALA:HB1	20	1.8	0.12	1.76
(1,33)	1:A:55:SER:HG	2:B:77:ALA:HB2	20	1.8	0.12	1.76
(1,33)	1:A:55:SER:HG	2:B:77:ALA:HB3	20	1.8	0.12	1.76
(1,33)	1:A:55:SER:HG	2:B:77:ALA:N	20	1.8	0.12	1.76
(1,33)	1:A:55:SER:HG	2:B:77:ALA:O	20	1.8	0.12	1.76
(1,33)	1:A:55:SER:HG	2:B:78:GLY:C	20	1.8	0.12	1.76
(1,33)	1:A:55:SER:HG	2:B:78:GLY:CA	20	1.8	0.12	1.76
(1,33)	1:A:55:SER:HG	2:B:78:GLY:H	20	1.8	0.12	1.76
(1,33)	1:A:55:SER:HG	2:B:78:GLY:HA2	20	1.8	0.12	1.76
(1,33)	1:A:55:SER:HG	2:B:78:GLY:HA3	20	1.8	0.12	1.76
(1,33)	1:A:55:SER:HG	2:B:78:GLY:N	20	1.8	0.12	1.76
(1,33)	1:A:55:SER:HG	2:B:78:GLY:O	20	1.8	0.12	1.76
(1,33)	1:A:55:SER:HG	2:B:79:LYS:C	20	1.8	0.12	1.76
(1,33)	1:A:55:SER:HG	2:B:79:LYS:CA	20	1.8	0.12	1.76
(1,33)	1:A:55:SER:HG	2:B:79:LYS:CB	20	1.8	0.12	1.76
(1,33)	1:A:55:SER:HG	2:B:79:LYS:CD	20	1.8	0.12	1.76
(1,33)	1:A:55:SER:HG	2:B:79:LYS:CE	20	1.8	0.12	1.76
(1,33)	1:A:55:SER:HG	2:B:79:LYS:CG	20	1.8	0.12	1.76
(1,33)	1:A:55:SER:HG	2:B:79:LYS:H	20	1.8	0.12	1.76
(1,33)	1:A:55:SER:HG	2:B:79:LYS:HA	20	1.8	0.12	1.76
(1,33)	1:A:55:SER:HG	2:B:79:LYS:HB2	20	1.8	0.12	1.76
(1,33)	1:A:55:SER:HG	2:B:79:LYS:HB3	20	1.8	0.12	1.76
(1,33)	1:A:55:SER:HG	2:B:79:LYS:HD2	20	1.8	0.12	1.76
(1,33)	1:A:55:SER:HG	2:B:79:LYS:HD3	20	1.8	0.12	1.76
(1,33)	1:A:55:SER:HG	2:B:79:LYS:HE2	20	1.8	0.12	1.76
(1,33)	1:A:55:SER:HG	2:B:79:LYS:HE3	20	1.8	0.12	1.76
(1,33)	1:A:55:SER:HG	2:B:79:LYS:HG2	20	1.8	0.12	1.76
(1,33)	1:A:55:SER:HG	2:B:79:LYS:HG3	20	1.8	0.12	1.76
(1,33)	1:A:55:SER:HG	2:B:79:LYS:HZ1	20	1.8	0.12	1.76
(1,33)	1:A:55:SER:HG	2:B:79:LYS:HZ2	20	1.8	0.12	1.76
(1,33)	1:A:55:SER:HG	2:B:79:LYS:HZ3	20	1.8	0.12	1.76
(1,33)	1:A:55:SER:HG	2:B:79:LYS:N	20	1.8	0.12	1.76
(1,33)	1:A:55:SER:HG	2:B:79:LYS:NZ	20	1.8	0.12	1.76
(1,33)	1:A:55:SER:HG	2:B:79:LYS:O	20	1.8	0.12	1.76
(1,33)	1:A:55:SER:HG	2:B:80:ILE:C	20	1.8	0.12	1.76
(1,33)	1:A:55:SER:HG	2:B:80:ILE:CA	20	1.8	0.12	1.76
(1,33)	1:A:55:SER:HG	2:B:80:ILE:CB	20	1.8	0.12	1.76
(1,33)	1:A:55:SER:HG	2:B:80:ILE:CD1	20	1.8	0.12	1.76
(1,33)	1:A:55:SER:HG	2:B:80:ILE:CG1	20	1.8	0.12	1.76
(1,33)	1:A:55:SER:HG	2:B:80:ILE:CG2	20	1.8	0.12	1.76
(1,33)	1:A:55:SER:HG	2:B:80:ILE:H	20	1.8	0.12	1.76
(1,33)	1:A:55:SER:HG	2:B:80:ILE:HA	20	1.8	0.12	1.76

*Continued on next page...*

*Continued from previous page...*

Key	Atom-1	Atom-2	Models <sup>1</sup>	Mean (Å)	SD <sup>1</sup> (Å)	Median (Å)
(1,33)	1:A:55:SER:HG	2:B:80:ILE:HB	20	1.8	0.12	1.76
(1,33)	1:A:55:SER:HG	2:B:80:ILE:HD11	20	1.8	0.12	1.76
(1,33)	1:A:55:SER:HG	2:B:80:ILE:HD12	20	1.8	0.12	1.76
(1,33)	1:A:55:SER:HG	2:B:80:ILE:HD13	20	1.8	0.12	1.76
(1,33)	1:A:55:SER:HG	2:B:80:ILE:HG12	20	1.8	0.12	1.76
(1,33)	1:A:55:SER:HG	2:B:80:ILE:HG13	20	1.8	0.12	1.76
(1,33)	1:A:55:SER:HG	2:B:80:ILE:HG21	20	1.8	0.12	1.76
(1,33)	1:A:55:SER:HG	2:B:80:ILE:HG22	20	1.8	0.12	1.76
(1,33)	1:A:55:SER:HG	2:B:80:ILE:HG23	20	1.8	0.12	1.76
(1,33)	1:A:55:SER:HG	2:B:80:ILE:N	20	1.8	0.12	1.76
(1,33)	1:A:55:SER:HG	2:B:80:ILE:O	20	1.8	0.12	1.76
(1,33)	1:A:55:SER:HG	2:B:84:GLN:C	20	1.8	0.12	1.76
(1,33)	1:A:55:SER:HG	2:B:84:GLN:CA	20	1.8	0.12	1.76
(1,33)	1:A:55:SER:HG	2:B:84:GLN:CB	20	1.8	0.12	1.76
(1,33)	1:A:55:SER:HG	2:B:84:GLN:CD	20	1.8	0.12	1.76
(1,33)	1:A:55:SER:HG	2:B:84:GLN:CG	20	1.8	0.12	1.76
(1,33)	1:A:55:SER:HG	2:B:84:GLN:H	20	1.8	0.12	1.76
(1,33)	1:A:55:SER:HG	2:B:84:GLN:HA	20	1.8	0.12	1.76
(1,33)	1:A:55:SER:HG	2:B:84:GLN:HB2	20	1.8	0.12	1.76
(1,33)	1:A:55:SER:HG	2:B:84:GLN:HB3	20	1.8	0.12	1.76
(1,33)	1:A:55:SER:HG	2:B:84:GLN:HE21	20	1.8	0.12	1.76
(1,33)	1:A:55:SER:HG	2:B:84:GLN:HE22	20	1.8	0.12	1.76
(1,33)	1:A:55:SER:HG	2:B:84:GLN:HG2	20	1.8	0.12	1.76
(1,33)	1:A:55:SER:HG	2:B:84:GLN:HG3	20	1.8	0.12	1.76
(1,33)	1:A:55:SER:HG	2:B:84:GLN:N	20	1.8	0.12	1.76
(1,33)	1:A:55:SER:HG	2:B:84:GLN:NE2	20	1.8	0.12	1.76
(1,33)	1:A:55:SER:HG	2:B:84:GLN:O	20	1.8	0.12	1.76
(1,33)	1:A:55:SER:HG	2:B:84:GLN:OE1	20	1.8	0.12	1.76
(1,33)	1:A:55:SER:HG	2:B:97:THR:C	20	1.8	0.12	1.76
(1,33)	1:A:55:SER:HG	2:B:97:THR:CA	20	1.8	0.12	1.76
(1,33)	1:A:55:SER:HG	2:B:97:THR:CB	20	1.8	0.12	1.76
(1,33)	1:A:55:SER:HG	2:B:97:THR:CG2	20	1.8	0.12	1.76
(1,33)	1:A:55:SER:HG	2:B:97:THR:H	20	1.8	0.12	1.76
(1,33)	1:A:55:SER:HG	2:B:97:THR:HA	20	1.8	0.12	1.76
(1,33)	1:A:55:SER:HG	2:B:97:THR:HB	20	1.8	0.12	1.76
(1,33)	1:A:55:SER:HG	2:B:97:THR:HG1	20	1.8	0.12	1.76
(1,33)	1:A:55:SER:HG	2:B:97:THR:HG21	20	1.8	0.12	1.76
(1,33)	1:A:55:SER:HG	2:B:97:THR:HG22	20	1.8	0.12	1.76
(1,33)	1:A:55:SER:HG	2:B:97:THR:HG23	20	1.8	0.12	1.76
(1,33)	1:A:55:SER:HG	2:B:97:THR:N	20	1.8	0.12	1.76
(1,33)	1:A:55:SER:HG	2:B:97:THR:O	20	1.8	0.12	1.76
(1,33)	1:A:55:SER:HG	2:B:97:THR:OG1	20	1.8	0.12	1.76

*Continued on next page...*

*Continued from previous page...*

Key	Atom-1	Atom-2	Models <sup>1</sup>	Mean (Å)	SD <sup>1</sup> (Å)	Median (Å)
(1,33)	1:A:55:SER:HG	2:B:99:HIS:C	20	1.8	0.12	1.76
(1,33)	1:A:55:SER:HG	2:B:99:HIS:CA	20	1.8	0.12	1.76
(1,33)	1:A:55:SER:HG	2:B:99:HIS:CB	20	1.8	0.12	1.76
(1,33)	1:A:55:SER:HG	2:B:99:HIS:CD2	20	1.8	0.12	1.76
(1,33)	1:A:55:SER:HG	2:B:99:HIS:CE1	20	1.8	0.12	1.76
(1,33)	1:A:55:SER:HG	2:B:99:HIS:CG	20	1.8	0.12	1.76
(1,33)	1:A:55:SER:HG	2:B:99:HIS:H	20	1.8	0.12	1.76
(1,33)	1:A:55:SER:HG	2:B:99:HIS:HA	20	1.8	0.12	1.76
(1,33)	1:A:55:SER:HG	2:B:99:HIS:HB2	20	1.8	0.12	1.76
(1,33)	1:A:55:SER:HG	2:B:99:HIS:HB3	20	1.8	0.12	1.76
(1,33)	1:A:55:SER:HG	2:B:99:HIS:HD1	20	1.8	0.12	1.76
(1,33)	1:A:55:SER:HG	2:B:99:HIS:HD2	20	1.8	0.12	1.76
(1,33)	1:A:55:SER:HG	2:B:99:HIS:HE1	20	1.8	0.12	1.76
(1,33)	1:A:55:SER:HG	2:B:99:HIS:HE2	20	1.8	0.12	1.76
(1,33)	1:A:55:SER:HG	2:B:99:HIS:N	20	1.8	0.12	1.76
(1,33)	1:A:55:SER:HG	2:B:99:HIS:ND1	20	1.8	0.12	1.76
(1,33)	1:A:55:SER:HG	2:B:99:HIS:NE2	20	1.8	0.12	1.76
(1,33)	1:A:55:SER:HG	2:B:99:HIS:O	20	1.8	0.12	1.76
(1,33)	1:A:55:SER:HG	2:B:101:VAL:C	20	1.8	0.12	1.76
(1,33)	1:A:55:SER:HG	2:B:101:VAL:CA	20	1.8	0.12	1.76
(1,33)	1:A:55:SER:HG	2:B:101:VAL:CB	20	1.8	0.12	1.76
(1,33)	1:A:55:SER:HG	2:B:101:VAL:CG1	20	1.8	0.12	1.76
(1,33)	1:A:55:SER:HG	2:B:101:VAL:CG2	20	1.8	0.12	1.76
(1,33)	1:A:55:SER:HG	2:B:101:VAL:H	20	1.8	0.12	1.76
(1,33)	1:A:55:SER:HG	2:B:101:VAL:HA	20	1.8	0.12	1.76
(1,33)	1:A:55:SER:HG	2:B:101:VAL:HB	20	1.8	0.12	1.76
(1,33)	1:A:55:SER:HG	2:B:101:VAL:HG11	20	1.8	0.12	1.76
(1,33)	1:A:55:SER:HG	2:B:101:VAL:HG12	20	1.8	0.12	1.76
(1,33)	1:A:55:SER:HG	2:B:101:VAL:HG13	20	1.8	0.12	1.76
(1,33)	1:A:55:SER:HG	2:B:101:VAL:HG21	20	1.8	0.12	1.76
(1,33)	1:A:55:SER:HG	2:B:101:VAL:HG22	20	1.8	0.12	1.76
(1,33)	1:A:55:SER:HG	2:B:101:VAL:HG23	20	1.8	0.12	1.76
(1,33)	1:A:55:SER:HG	2:B:101:VAL:N	20	1.8	0.12	1.76
(1,33)	1:A:55:SER:HG	2:B:101:VAL:O	20	1.8	0.12	1.76
(1,33)	1:A:55:SER:N	2:B:75:ILE:C	20	1.8	0.12	1.76
(1,33)	1:A:55:SER:N	2:B:75:ILE:CA	20	1.8	0.12	1.76
(1,33)	1:A:55:SER:N	2:B:75:ILE:CB	20	1.8	0.12	1.76
(1,33)	1:A:55:SER:N	2:B:75:ILE:CD1	20	1.8	0.12	1.76
(1,33)	1:A:55:SER:N	2:B:75:ILE:CG1	20	1.8	0.12	1.76
(1,33)	1:A:55:SER:N	2:B:75:ILE:CG2	20	1.8	0.12	1.76
(1,33)	1:A:55:SER:N	2:B:75:ILE:H	20	1.8	0.12	1.76
(1,33)	1:A:55:SER:N	2:B:75:ILE:HA	20	1.8	0.12	1.76

*Continued on next page...*

*Continued from previous page...*

Key	Atom-1	Atom-2	Models <sup>1</sup>	Mean (Å)	SD <sup>1</sup> (Å)	Median (Å)
(1,33)	1:A:55:SER:N	2:B:75:ILE:HB	20	1.8	0.12	1.76
(1,33)	1:A:55:SER:N	2:B:75:ILE:HD11	20	1.8	0.12	1.76
(1,33)	1:A:55:SER:N	2:B:75:ILE:HD12	20	1.8	0.12	1.76
(1,33)	1:A:55:SER:N	2:B:75:ILE:HD13	20	1.8	0.12	1.76
(1,33)	1:A:55:SER:N	2:B:75:ILE:HG12	20	1.8	0.12	1.76
(1,33)	1:A:55:SER:N	2:B:75:ILE:HG13	20	1.8	0.12	1.76
(1,33)	1:A:55:SER:N	2:B:75:ILE:HG21	20	1.8	0.12	1.76
(1,33)	1:A:55:SER:N	2:B:75:ILE:HG22	20	1.8	0.12	1.76
(1,33)	1:A:55:SER:N	2:B:75:ILE:HG23	20	1.8	0.12	1.76
(1,33)	1:A:55:SER:N	2:B:75:ILE:N	20	1.8	0.12	1.76
(1,33)	1:A:55:SER:N	2:B:75:ILE:O	20	1.8	0.12	1.76
(1,33)	1:A:55:SER:N	2:B:77:ALA:C	20	1.8	0.12	1.76
(1,33)	1:A:55:SER:N	2:B:77:ALA:CA	20	1.8	0.12	1.76
(1,33)	1:A:55:SER:N	2:B:77:ALA:CB	20	1.8	0.12	1.76
(1,33)	1:A:55:SER:N	2:B:77:ALA:H	20	1.8	0.12	1.76
(1,33)	1:A:55:SER:N	2:B:77:ALA:HA	20	1.8	0.12	1.76
(1,33)	1:A:55:SER:N	2:B:77:ALA:HB1	20	1.8	0.12	1.76
(1,33)	1:A:55:SER:N	2:B:77:ALA:HB2	20	1.8	0.12	1.76
(1,33)	1:A:55:SER:N	2:B:77:ALA:HB3	20	1.8	0.12	1.76
(1,33)	1:A:55:SER:N	2:B:77:ALA:N	20	1.8	0.12	1.76
(1,33)	1:A:55:SER:N	2:B:77:ALA:O	20	1.8	0.12	1.76
(1,33)	1:A:55:SER:N	2:B:78:GLY:C	20	1.8	0.12	1.76
(1,33)	1:A:55:SER:N	2:B:78:GLY:CA	20	1.8	0.12	1.76
(1,33)	1:A:55:SER:N	2:B:78:GLY:H	20	1.8	0.12	1.76
(1,33)	1:A:55:SER:N	2:B:78:GLY:HA2	20	1.8	0.12	1.76
(1,33)	1:A:55:SER:N	2:B:78:GLY:HA3	20	1.8	0.12	1.76
(1,33)	1:A:55:SER:N	2:B:78:GLY:N	20	1.8	0.12	1.76
(1,33)	1:A:55:SER:N	2:B:78:GLY:O	20	1.8	0.12	1.76
(1,33)	1:A:55:SER:N	2:B:79:LYS:C	20	1.8	0.12	1.76
(1,33)	1:A:55:SER:N	2:B:79:LYS:CA	20	1.8	0.12	1.76
(1,33)	1:A:55:SER:N	2:B:79:LYS:CB	20	1.8	0.12	1.76
(1,33)	1:A:55:SER:N	2:B:79:LYS:CD	20	1.8	0.12	1.76
(1,33)	1:A:55:SER:N	2:B:79:LYS:CE	20	1.8	0.12	1.76
(1,33)	1:A:55:SER:N	2:B:79:LYS:CG	20	1.8	0.12	1.76
(1,33)	1:A:55:SER:N	2:B:79:LYS:H	20	1.8	0.12	1.76
(1,33)	1:A:55:SER:N	2:B:79:LYS:HA	20	1.8	0.12	1.76
(1,33)	1:A:55:SER:N	2:B:79:LYS:HB2	20	1.8	0.12	1.76
(1,33)	1:A:55:SER:N	2:B:79:LYS:HB3	20	1.8	0.12	1.76
(1,33)	1:A:55:SER:N	2:B:79:LYS:HD2	20	1.8	0.12	1.76
(1,33)	1:A:55:SER:N	2:B:79:LYS:HD3	20	1.8	0.12	1.76
(1,33)	1:A:55:SER:N	2:B:79:LYS:HE2	20	1.8	0.12	1.76
(1,33)	1:A:55:SER:N	2:B:79:LYS:HE3	20	1.8	0.12	1.76

*Continued on next page...*

*Continued from previous page...*

Key	Atom-1	Atom-2	Models <sup>1</sup>	Mean (Å)	SD <sup>1</sup> (Å)	Median (Å)
(1,33)	1:A:55:SER:N	2:B:79:LYS:HG2	20	1.8	0.12	1.76
(1,33)	1:A:55:SER:N	2:B:79:LYS:HG3	20	1.8	0.12	1.76
(1,33)	1:A:55:SER:N	2:B:79:LYS:HZ1	20	1.8	0.12	1.76
(1,33)	1:A:55:SER:N	2:B:79:LYS:HZ2	20	1.8	0.12	1.76
(1,33)	1:A:55:SER:N	2:B:79:LYS:HZ3	20	1.8	0.12	1.76
(1,33)	1:A:55:SER:N	2:B:79:LYS:N	20	1.8	0.12	1.76
(1,33)	1:A:55:SER:N	2:B:79:LYS:NZ	20	1.8	0.12	1.76
(1,33)	1:A:55:SER:N	2:B:79:LYS:O	20	1.8	0.12	1.76
(1,33)	1:A:55:SER:N	2:B:80:ILE:C	20	1.8	0.12	1.76
(1,33)	1:A:55:SER:N	2:B:80:ILE:CA	20	1.8	0.12	1.76
(1,33)	1:A:55:SER:N	2:B:80:ILE:CB	20	1.8	0.12	1.76
(1,33)	1:A:55:SER:N	2:B:80:ILE:CD1	20	1.8	0.12	1.76
(1,33)	1:A:55:SER:N	2:B:80:ILE:CG1	20	1.8	0.12	1.76
(1,33)	1:A:55:SER:N	2:B:80:ILE:CG2	20	1.8	0.12	1.76
(1,33)	1:A:55:SER:N	2:B:80:ILE:H	20	1.8	0.12	1.76
(1,33)	1:A:55:SER:N	2:B:80:ILE:HA	20	1.8	0.12	1.76
(1,33)	1:A:55:SER:N	2:B:80:ILE:HB	20	1.8	0.12	1.76
(1,33)	1:A:55:SER:N	2:B:80:ILE:HD11	20	1.8	0.12	1.76
(1,33)	1:A:55:SER:N	2:B:80:ILE:HD12	20	1.8	0.12	1.76
(1,33)	1:A:55:SER:N	2:B:80:ILE:HD13	20	1.8	0.12	1.76
(1,33)	1:A:55:SER:N	2:B:80:ILE:HG12	20	1.8	0.12	1.76
(1,33)	1:A:55:SER:N	2:B:80:ILE:HG13	20	1.8	0.12	1.76
(1,33)	1:A:55:SER:N	2:B:80:ILE:HG21	20	1.8	0.12	1.76
(1,33)	1:A:55:SER:N	2:B:80:ILE:HG22	20	1.8	0.12	1.76
(1,33)	1:A:55:SER:N	2:B:80:ILE:HG23	20	1.8	0.12	1.76
(1,33)	1:A:55:SER:N	2:B:80:ILE:N	20	1.8	0.12	1.76
(1,33)	1:A:55:SER:N	2:B:80:ILE:O	20	1.8	0.12	1.76
(1,33)	1:A:55:SER:N	2:B:84:GLN:C	20	1.8	0.12	1.76
(1,33)	1:A:55:SER:N	2:B:84:GLN:CA	20	1.8	0.12	1.76
(1,33)	1:A:55:SER:N	2:B:84:GLN:CB	20	1.8	0.12	1.76
(1,33)	1:A:55:SER:N	2:B:84:GLN:CD	20	1.8	0.12	1.76
(1,33)	1:A:55:SER:N	2:B:84:GLN:CG	20	1.8	0.12	1.76
(1,33)	1:A:55:SER:N	2:B:84:GLN:H	20	1.8	0.12	1.76
(1,33)	1:A:55:SER:N	2:B:84:GLN:HA	20	1.8	0.12	1.76
(1,33)	1:A:55:SER:N	2:B:84:GLN:HB2	20	1.8	0.12	1.76
(1,33)	1:A:55:SER:N	2:B:84:GLN:HB3	20	1.8	0.12	1.76
(1,33)	1:A:55:SER:N	2:B:84:GLN:HE21	20	1.8	0.12	1.76
(1,33)	1:A:55:SER:N	2:B:84:GLN:HE22	20	1.8	0.12	1.76
(1,33)	1:A:55:SER:N	2:B:84:GLN:HG2	20	1.8	0.12	1.76
(1,33)	1:A:55:SER:N	2:B:84:GLN:HG3	20	1.8	0.12	1.76
(1,33)	1:A:55:SER:N	2:B:84:GLN:N	20	1.8	0.12	1.76
(1,33)	1:A:55:SER:N	2:B:84:GLN:NE2	20	1.8	0.12	1.76

*Continued on next page...*

*Continued from previous page...*

Key	Atom-1	Atom-2	Models <sup>1</sup>	Mean (Å)	SD <sup>1</sup> (Å)	Median (Å)
(1,33)	1:A:55:SER:N	2:B:84:GLN:O	20	1.8	0.12	1.76
(1,33)	1:A:55:SER:N	2:B:84:GLN:OE1	20	1.8	0.12	1.76
(1,33)	1:A:55:SER:N	2:B:97:THR:C	20	1.8	0.12	1.76
(1,33)	1:A:55:SER:N	2:B:97:THR:CA	20	1.8	0.12	1.76
(1,33)	1:A:55:SER:N	2:B:97:THR:CB	20	1.8	0.12	1.76
(1,33)	1:A:55:SER:N	2:B:97:THR:CG2	20	1.8	0.12	1.76
(1,33)	1:A:55:SER:N	2:B:97:THR:H	20	1.8	0.12	1.76
(1,33)	1:A:55:SER:N	2:B:97:THR:HA	20	1.8	0.12	1.76
(1,33)	1:A:55:SER:N	2:B:97:THR:HB	20	1.8	0.12	1.76
(1,33)	1:A:55:SER:N	2:B:97:THR:HG1	20	1.8	0.12	1.76
(1,33)	1:A:55:SER:N	2:B:97:THR:HG21	20	1.8	0.12	1.76
(1,33)	1:A:55:SER:N	2:B:97:THR:HG22	20	1.8	0.12	1.76
(1,33)	1:A:55:SER:N	2:B:97:THR:HG23	20	1.8	0.12	1.76
(1,33)	1:A:55:SER:N	2:B:97:THR:N	20	1.8	0.12	1.76
(1,33)	1:A:55:SER:N	2:B:97:THR:O	20	1.8	0.12	1.76
(1,33)	1:A:55:SER:N	2:B:97:THR:OG1	20	1.8	0.12	1.76
(1,33)	1:A:55:SER:N	2:B:99:HIS:C	20	1.8	0.12	1.76
(1,33)	1:A:55:SER:N	2:B:99:HIS:CA	20	1.8	0.12	1.76
(1,33)	1:A:55:SER:N	2:B:99:HIS:CB	20	1.8	0.12	1.76
(1,33)	1:A:55:SER:N	2:B:99:HIS:CD2	20	1.8	0.12	1.76
(1,33)	1:A:55:SER:N	2:B:99:HIS:CE1	20	1.8	0.12	1.76
(1,33)	1:A:55:SER:N	2:B:99:HIS:CG	20	1.8	0.12	1.76
(1,33)	1:A:55:SER:N	2:B:99:HIS:H	20	1.8	0.12	1.76
(1,33)	1:A:55:SER:N	2:B:99:HIS:HA	20	1.8	0.12	1.76
(1,33)	1:A:55:SER:N	2:B:99:HIS:HB2	20	1.8	0.12	1.76
(1,33)	1:A:55:SER:N	2:B:99:HIS:HB3	20	1.8	0.12	1.76
(1,33)	1:A:55:SER:N	2:B:99:HIS:HD1	20	1.8	0.12	1.76
(1,33)	1:A:55:SER:N	2:B:99:HIS:HD2	20	1.8	0.12	1.76
(1,33)	1:A:55:SER:N	2:B:99:HIS:HE1	20	1.8	0.12	1.76
(1,33)	1:A:55:SER:N	2:B:99:HIS:HE2	20	1.8	0.12	1.76
(1,33)	1:A:55:SER:N	2:B:99:HIS:N	20	1.8	0.12	1.76
(1,33)	1:A:55:SER:N	2:B:99:HIS:ND1	20	1.8	0.12	1.76
(1,33)	1:A:55:SER:N	2:B:99:HIS:NE2	20	1.8	0.12	1.76
(1,33)	1:A:55:SER:N	2:B:99:HIS:O	20	1.8	0.12	1.76
(1,33)	1:A:55:SER:N	2:B:101:VAL:C	20	1.8	0.12	1.76
(1,33)	1:A:55:SER:N	2:B:101:VAL:CA	20	1.8	0.12	1.76
(1,33)	1:A:55:SER:N	2:B:101:VAL:CB	20	1.8	0.12	1.76
(1,33)	1:A:55:SER:N	2:B:101:VAL:CG1	20	1.8	0.12	1.76
(1,33)	1:A:55:SER:N	2:B:101:VAL:CG2	20	1.8	0.12	1.76
(1,33)	1:A:55:SER:N	2:B:101:VAL:H	20	1.8	0.12	1.76
(1,33)	1:A:55:SER:N	2:B:101:VAL:HA	20	1.8	0.12	1.76
(1,33)	1:A:55:SER:N	2:B:101:VAL:HB	20	1.8	0.12	1.76

*Continued on next page...*



*Continued from previous page...*

Key	Atom-1	Atom-2	Models <sup>1</sup>	Mean (Å)	SD <sup>1</sup> (Å)	Median (Å)
(1,33)	1:A:55:SER:N	2:B:101:VAL:HG11	20	1.8	0.12	1.76
(1,33)	1:A:55:SER:N	2:B:101:VAL:HG12	20	1.8	0.12	1.76
(1,33)	1:A:55:SER:N	2:B:101:VAL:HG13	20	1.8	0.12	1.76
(1,33)	1:A:55:SER:N	2:B:101:VAL:HG21	20	1.8	0.12	1.76
(1,33)	1:A:55:SER:N	2:B:101:VAL:HG22	20	1.8	0.12	1.76
(1,33)	1:A:55:SER:N	2:B:101:VAL:HG23	20	1.8	0.12	1.76
(1,33)	1:A:55:SER:N	2:B:101:VAL:N	20	1.8	0.12	1.76
(1,33)	1:A:55:SER:N	2:B:101:VAL:O	20	1.8	0.12	1.76
(1,33)	1:A:55:SER:O	2:B:75:ILE:C	20	1.8	0.12	1.76
(1,33)	1:A:55:SER:O	2:B:75:ILE:CA	20	1.8	0.12	1.76
(1,33)	1:A:55:SER:O	2:B:75:ILE:CB	20	1.8	0.12	1.76
(1,33)	1:A:55:SER:O	2:B:75:ILE:CD1	20	1.8	0.12	1.76
(1,33)	1:A:55:SER:O	2:B:75:ILE:CG1	20	1.8	0.12	1.76
(1,33)	1:A:55:SER:O	2:B:75:ILE:CG2	20	1.8	0.12	1.76
(1,33)	1:A:55:SER:O	2:B:75:ILE:H	20	1.8	0.12	1.76
(1,33)	1:A:55:SER:O	2:B:75:ILE:HA	20	1.8	0.12	1.76
(1,33)	1:A:55:SER:O	2:B:75:ILE:HB	20	1.8	0.12	1.76
(1,33)	1:A:55:SER:O	2:B:75:ILE:HD11	20	1.8	0.12	1.76
(1,33)	1:A:55:SER:O	2:B:75:ILE:HD12	20	1.8	0.12	1.76
(1,33)	1:A:55:SER:O	2:B:75:ILE:HD13	20	1.8	0.12	1.76
(1,33)	1:A:55:SER:O	2:B:75:ILE:HG12	20	1.8	0.12	1.76
(1,33)	1:A:55:SER:O	2:B:75:ILE:HG13	20	1.8	0.12	1.76
(1,33)	1:A:55:SER:O	2:B:75:ILE:HG21	20	1.8	0.12	1.76
(1,33)	1:A:55:SER:O	2:B:75:ILE:HG22	20	1.8	0.12	1.76
(1,33)	1:A:55:SER:O	2:B:75:ILE:HG23	20	1.8	0.12	1.76
(1,33)	1:A:55:SER:O	2:B:75:ILE:N	20	1.8	0.12	1.76
(1,33)	1:A:55:SER:O	2:B:75:ILE:O	20	1.8	0.12	1.76
(1,33)	1:A:55:SER:O	2:B:77:ALA:C	20	1.8	0.12	1.76
(1,33)	1:A:55:SER:O	2:B:77:ALA:CA	20	1.8	0.12	1.76
(1,33)	1:A:55:SER:O	2:B:77:ALA:CB	20	1.8	0.12	1.76
(1,33)	1:A:55:SER:O	2:B:77:ALA:H	20	1.8	0.12	1.76
(1,33)	1:A:55:SER:O	2:B:77:ALA:HA	20	1.8	0.12	1.76
(1,33)	1:A:55:SER:O	2:B:77:ALA:HB1	20	1.8	0.12	1.76
(1,33)	1:A:55:SER:O	2:B:77:ALA:HB2	20	1.8	0.12	1.76
(1,33)	1:A:55:SER:O	2:B:77:ALA:HB3	20	1.8	0.12	1.76
(1,33)	1:A:55:SER:O	2:B:77:ALA:N	20	1.8	0.12	1.76
(1,33)	1:A:55:SER:O	2:B:77:ALA:O	20	1.8	0.12	1.76
(1,33)	1:A:55:SER:O	2:B:78:GLY:C	20	1.8	0.12	1.76
(1,33)	1:A:55:SER:O	2:B:78:GLY:CA	20	1.8	0.12	1.76
(1,33)	1:A:55:SER:O	2:B:78:GLY:H	20	1.8	0.12	1.76
(1,33)	1:A:55:SER:O	2:B:78:GLY:HA2	20	1.8	0.12	1.76
(1,33)	1:A:55:SER:O	2:B:78:GLY:HA3	20	1.8	0.12	1.76

*Continued on next page...*

*Continued from previous page...*

Key	Atom-1	Atom-2	Models <sup>1</sup>	Mean (Å)	SD <sup>1</sup> (Å)	Median (Å)
(1,33)	1:A:55:SER:O	2:B:78:GLY:N	20	1.8	0.12	1.76
(1,33)	1:A:55:SER:O	2:B:78:GLY:O	20	1.8	0.12	1.76
(1,33)	1:A:55:SER:O	2:B:79:LYS:C	20	1.8	0.12	1.76
(1,33)	1:A:55:SER:O	2:B:79:LYS:CA	20	1.8	0.12	1.76
(1,33)	1:A:55:SER:O	2:B:79:LYS:CB	20	1.8	0.12	1.76
(1,33)	1:A:55:SER:O	2:B:79:LYS:CD	20	1.8	0.12	1.76
(1,33)	1:A:55:SER:O	2:B:79:LYS:CE	20	1.8	0.12	1.76
(1,33)	1:A:55:SER:O	2:B:79:LYS:CG	20	1.8	0.12	1.76
(1,33)	1:A:55:SER:O	2:B:79:LYS:H	20	1.8	0.12	1.76
(1,33)	1:A:55:SER:O	2:B:79:LYS:HA	20	1.8	0.12	1.76
(1,33)	1:A:55:SER:O	2:B:79:LYS:HB2	20	1.8	0.12	1.76
(1,33)	1:A:55:SER:O	2:B:79:LYS:HB3	20	1.8	0.12	1.76
(1,33)	1:A:55:SER:O	2:B:79:LYS:HD2	20	1.8	0.12	1.76
(1,33)	1:A:55:SER:O	2:B:79:LYS:HD3	20	1.8	0.12	1.76
(1,33)	1:A:55:SER:O	2:B:79:LYS:HE2	20	1.8	0.12	1.76
(1,33)	1:A:55:SER:O	2:B:79:LYS:HE3	20	1.8	0.12	1.76
(1,33)	1:A:55:SER:O	2:B:79:LYS:HG2	20	1.8	0.12	1.76
(1,33)	1:A:55:SER:O	2:B:79:LYS:HG3	20	1.8	0.12	1.76
(1,33)	1:A:55:SER:O	2:B:79:LYS:HZ1	20	1.8	0.12	1.76
(1,33)	1:A:55:SER:O	2:B:79:LYS:HZ2	20	1.8	0.12	1.76
(1,33)	1:A:55:SER:O	2:B:79:LYS:HZ3	20	1.8	0.12	1.76
(1,33)	1:A:55:SER:O	2:B:79:LYS:N	20	1.8	0.12	1.76
(1,33)	1:A:55:SER:O	2:B:79:LYS:NZ	20	1.8	0.12	1.76
(1,33)	1:A:55:SER:O	2:B:79:LYS:O	20	1.8	0.12	1.76
(1,33)	1:A:55:SER:O	2:B:80:ILE:C	20	1.8	0.12	1.76
(1,33)	1:A:55:SER:O	2:B:80:ILE:CA	20	1.8	0.12	1.76
(1,33)	1:A:55:SER:O	2:B:80:ILE:CB	20	1.8	0.12	1.76
(1,33)	1:A:55:SER:O	2:B:80:ILE:CD1	20	1.8	0.12	1.76
(1,33)	1:A:55:SER:O	2:B:80:ILE:CG1	20	1.8	0.12	1.76
(1,33)	1:A:55:SER:O	2:B:80:ILE:CG2	20	1.8	0.12	1.76
(1,33)	1:A:55:SER:O	2:B:80:ILE:H	20	1.8	0.12	1.76
(1,33)	1:A:55:SER:O	2:B:80:ILE:HA	20	1.8	0.12	1.76
(1,33)	1:A:55:SER:O	2:B:80:ILE:HB	20	1.8	0.12	1.76
(1,33)	1:A:55:SER:O	2:B:80:ILE:HD11	20	1.8	0.12	1.76
(1,33)	1:A:55:SER:O	2:B:80:ILE:HD12	20	1.8	0.12	1.76
(1,33)	1:A:55:SER:O	2:B:80:ILE:HD13	20	1.8	0.12	1.76
(1,33)	1:A:55:SER:O	2:B:80:ILE:HG12	20	1.8	0.12	1.76
(1,33)	1:A:55:SER:O	2:B:80:ILE:HG13	20	1.8	0.12	1.76
(1,33)	1:A:55:SER:O	2:B:80:ILE:HG21	20	1.8	0.12	1.76
(1,33)	1:A:55:SER:O	2:B:80:ILE:HG22	20	1.8	0.12	1.76
(1,33)	1:A:55:SER:O	2:B:80:ILE:HG23	20	1.8	0.12	1.76
(1,33)	1:A:55:SER:O	2:B:80:ILE:N	20	1.8	0.12	1.76

*Continued on next page...*

*Continued from previous page...*

Key	Atom-1	Atom-2	Models <sup>1</sup>	Mean (Å)	SD <sup>1</sup> (Å)	Median (Å)
(1,33)	1:A:55:SER:O	2:B:80:ILE:O	20	1.8	0.12	1.76
(1,33)	1:A:55:SER:O	2:B:84:GLN:C	20	1.8	0.12	1.76
(1,33)	1:A:55:SER:O	2:B:84:GLN:CA	20	1.8	0.12	1.76
(1,33)	1:A:55:SER:O	2:B:84:GLN:CB	20	1.8	0.12	1.76
(1,33)	1:A:55:SER:O	2:B:84:GLN:CD	20	1.8	0.12	1.76
(1,33)	1:A:55:SER:O	2:B:84:GLN:CG	20	1.8	0.12	1.76
(1,33)	1:A:55:SER:O	2:B:84:GLN:H	20	1.8	0.12	1.76
(1,33)	1:A:55:SER:O	2:B:84:GLN:HA	20	1.8	0.12	1.76
(1,33)	1:A:55:SER:O	2:B:84:GLN:HB2	20	1.8	0.12	1.76
(1,33)	1:A:55:SER:O	2:B:84:GLN:HB3	20	1.8	0.12	1.76
(1,33)	1:A:55:SER:O	2:B:84:GLN:HE21	20	1.8	0.12	1.76
(1,33)	1:A:55:SER:O	2:B:84:GLN:HE22	20	1.8	0.12	1.76
(1,33)	1:A:55:SER:O	2:B:84:GLN:HG2	20	1.8	0.12	1.76
(1,33)	1:A:55:SER:O	2:B:84:GLN:HG3	20	1.8	0.12	1.76
(1,33)	1:A:55:SER:O	2:B:84:GLN:N	20	1.8	0.12	1.76
(1,33)	1:A:55:SER:O	2:B:84:GLN:NE2	20	1.8	0.12	1.76
(1,33)	1:A:55:SER:O	2:B:84:GLN:O	20	1.8	0.12	1.76
(1,33)	1:A:55:SER:O	2:B:84:GLN:OE1	20	1.8	0.12	1.76
(1,33)	1:A:55:SER:O	2:B:97:THR:C	20	1.8	0.12	1.76
(1,33)	1:A:55:SER:O	2:B:97:THR:CA	20	1.8	0.12	1.76
(1,33)	1:A:55:SER:O	2:B:97:THR:CB	20	1.8	0.12	1.76
(1,33)	1:A:55:SER:O	2:B:97:THR:CG2	20	1.8	0.12	1.76
(1,33)	1:A:55:SER:O	2:B:97:THR:H	20	1.8	0.12	1.76
(1,33)	1:A:55:SER:O	2:B:97:THR:HA	20	1.8	0.12	1.76
(1,33)	1:A:55:SER:O	2:B:97:THR:HB	20	1.8	0.12	1.76
(1,33)	1:A:55:SER:O	2:B:97:THR:HG1	20	1.8	0.12	1.76
(1,33)	1:A:55:SER:O	2:B:97:THR:HG21	20	1.8	0.12	1.76
(1,33)	1:A:55:SER:O	2:B:97:THR:HG22	20	1.8	0.12	1.76
(1,33)	1:A:55:SER:O	2:B:97:THR:HG23	20	1.8	0.12	1.76
(1,33)	1:A:55:SER:O	2:B:97:THR:N	20	1.8	0.12	1.76
(1,33)	1:A:55:SER:O	2:B:97:THR:O	20	1.8	0.12	1.76
(1,33)	1:A:55:SER:O	2:B:97:THR:OG1	20	1.8	0.12	1.76
(1,33)	1:A:55:SER:O	2:B:99:HIS:C	20	1.8	0.12	1.76
(1,33)	1:A:55:SER:O	2:B:99:HIS:CA	20	1.8	0.12	1.76
(1,33)	1:A:55:SER:O	2:B:99:HIS:CB	20	1.8	0.12	1.76
(1,33)	1:A:55:SER:O	2:B:99:HIS:CD2	20	1.8	0.12	1.76
(1,33)	1:A:55:SER:O	2:B:99:HIS:CE1	20	1.8	0.12	1.76
(1,33)	1:A:55:SER:O	2:B:99:HIS:CG	20	1.8	0.12	1.76
(1,33)	1:A:55:SER:O	2:B:99:HIS:H	20	1.8	0.12	1.76
(1,33)	1:A:55:SER:O	2:B:99:HIS:HA	20	1.8	0.12	1.76
(1,33)	1:A:55:SER:O	2:B:99:HIS:HB2	20	1.8	0.12	1.76
(1,33)	1:A:55:SER:O	2:B:99:HIS:HB3	20	1.8	0.12	1.76

*Continued on next page...*

*Continued from previous page...*

Key	Atom-1	Atom-2	Models <sup>1</sup>	Mean (Å)	SD <sup>1</sup> (Å)	Median (Å)
(1,33)	1:A:55:SER:O	2:B:99:HIS:HD1	20	1.8	0.12	1.76
(1,33)	1:A:55:SER:O	2:B:99:HIS:HD2	20	1.8	0.12	1.76
(1,33)	1:A:55:SER:O	2:B:99:HIS:HE1	20	1.8	0.12	1.76
(1,33)	1:A:55:SER:O	2:B:99:HIS:HE2	20	1.8	0.12	1.76
(1,33)	1:A:55:SER:O	2:B:99:HIS:N	20	1.8	0.12	1.76
(1,33)	1:A:55:SER:O	2:B:99:HIS:ND1	20	1.8	0.12	1.76
(1,33)	1:A:55:SER:O	2:B:99:HIS:NE2	20	1.8	0.12	1.76
(1,33)	1:A:55:SER:O	2:B:99:HIS:O	20	1.8	0.12	1.76
(1,33)	1:A:55:SER:O	2:B:101:VAL:C	20	1.8	0.12	1.76
(1,33)	1:A:55:SER:O	2:B:101:VAL:CA	20	1.8	0.12	1.76
(1,33)	1:A:55:SER:O	2:B:101:VAL:CB	20	1.8	0.12	1.76
(1,33)	1:A:55:SER:O	2:B:101:VAL:CG1	20	1.8	0.12	1.76
(1,33)	1:A:55:SER:O	2:B:101:VAL:CG2	20	1.8	0.12	1.76
(1,33)	1:A:55:SER:O	2:B:101:VAL:H	20	1.8	0.12	1.76
(1,33)	1:A:55:SER:O	2:B:101:VAL:HA	20	1.8	0.12	1.76
(1,33)	1:A:55:SER:O	2:B:101:VAL:HB	20	1.8	0.12	1.76
(1,33)	1:A:55:SER:O	2:B:101:VAL:HG11	20	1.8	0.12	1.76
(1,33)	1:A:55:SER:O	2:B:101:VAL:HG12	20	1.8	0.12	1.76
(1,33)	1:A:55:SER:O	2:B:101:VAL:HG13	20	1.8	0.12	1.76
(1,33)	1:A:55:SER:O	2:B:101:VAL:HG21	20	1.8	0.12	1.76
(1,33)	1:A:55:SER:O	2:B:101:VAL:HG22	20	1.8	0.12	1.76
(1,33)	1:A:55:SER:O	2:B:101:VAL:HG23	20	1.8	0.12	1.76
(1,33)	1:A:55:SER:O	2:B:101:VAL:N	20	1.8	0.12	1.76
(1,33)	1:A:55:SER:O	2:B:101:VAL:O	20	1.8	0.12	1.76
(1,33)	1:A:55:SER:OG	2:B:75:ILE:C	20	1.8	0.12	1.76
(1,33)	1:A:55:SER:OG	2:B:75:ILE:CA	20	1.8	0.12	1.76
(1,33)	1:A:55:SER:OG	2:B:75:ILE:CB	20	1.8	0.12	1.76
(1,33)	1:A:55:SER:OG	2:B:75:ILE:CD1	20	1.8	0.12	1.76
(1,33)	1:A:55:SER:OG	2:B:75:ILE:CG1	20	1.8	0.12	1.76
(1,33)	1:A:55:SER:OG	2:B:75:ILE:CG2	20	1.8	0.12	1.76
(1,33)	1:A:55:SER:OG	2:B:75:ILE:H	20	1.8	0.12	1.76
(1,33)	1:A:55:SER:OG	2:B:75:ILE:HA	20	1.8	0.12	1.76
(1,33)	1:A:55:SER:OG	2:B:75:ILE:HB	20	1.8	0.12	1.76
(1,33)	1:A:55:SER:OG	2:B:75:ILE:HD11	20	1.8	0.12	1.76
(1,33)	1:A:55:SER:OG	2:B:75:ILE:HD12	20	1.8	0.12	1.76
(1,33)	1:A:55:SER:OG	2:B:75:ILE:HD13	20	1.8	0.12	1.76
(1,33)	1:A:55:SER:OG	2:B:75:ILE:HG12	20	1.8	0.12	1.76
(1,33)	1:A:55:SER:OG	2:B:75:ILE:HG13	20	1.8	0.12	1.76
(1,33)	1:A:55:SER:OG	2:B:75:ILE:HG21	20	1.8	0.12	1.76
(1,33)	1:A:55:SER:OG	2:B:75:ILE:HG22	20	1.8	0.12	1.76
(1,33)	1:A:55:SER:OG	2:B:75:ILE:HG23	20	1.8	0.12	1.76
(1,33)	1:A:55:SER:OG	2:B:75:ILE:N	20	1.8	0.12	1.76

*Continued on next page...*

*Continued from previous page...*

Key	Atom-1	Atom-2	Models <sup>1</sup>	Mean (Å)	SD <sup>1</sup> (Å)	Median (Å)
(1,33)	1:A:55:SER:OG	2:B:75:ILE:O	20	1.8	0.12	1.76
(1,33)	1:A:55:SER:OG	2:B:77:ALA:C	20	1.8	0.12	1.76
(1,33)	1:A:55:SER:OG	2:B:77:ALA:CA	20	1.8	0.12	1.76
(1,33)	1:A:55:SER:OG	2:B:77:ALA:CB	20	1.8	0.12	1.76
(1,33)	1:A:55:SER:OG	2:B:77:ALA:H	20	1.8	0.12	1.76
(1,33)	1:A:55:SER:OG	2:B:77:ALA:HA	20	1.8	0.12	1.76
(1,33)	1:A:55:SER:OG	2:B:77:ALA:HB1	20	1.8	0.12	1.76
(1,33)	1:A:55:SER:OG	2:B:77:ALA:HB2	20	1.8	0.12	1.76
(1,33)	1:A:55:SER:OG	2:B:77:ALA:HB3	20	1.8	0.12	1.76
(1,33)	1:A:55:SER:OG	2:B:77:ALA:N	20	1.8	0.12	1.76
(1,33)	1:A:55:SER:OG	2:B:77:ALA:O	20	1.8	0.12	1.76
(1,33)	1:A:55:SER:OG	2:B:78:GLY:C	20	1.8	0.12	1.76
(1,33)	1:A:55:SER:OG	2:B:78:GLY:CA	20	1.8	0.12	1.76
(1,33)	1:A:55:SER:OG	2:B:78:GLY:H	20	1.8	0.12	1.76
(1,33)	1:A:55:SER:OG	2:B:78:GLY:HA2	20	1.8	0.12	1.76
(1,33)	1:A:55:SER:OG	2:B:78:GLY:HA3	20	1.8	0.12	1.76
(1,33)	1:A:55:SER:OG	2:B:78:GLY:N	20	1.8	0.12	1.76
(1,33)	1:A:55:SER:OG	2:B:78:GLY:O	20	1.8	0.12	1.76
(1,33)	1:A:55:SER:OG	2:B:79:LYS:C	20	1.8	0.12	1.76
(1,33)	1:A:55:SER:OG	2:B:79:LYS:CA	20	1.8	0.12	1.76
(1,33)	1:A:55:SER:OG	2:B:79:LYS:CB	20	1.8	0.12	1.76
(1,33)	1:A:55:SER:OG	2:B:79:LYS:CD	20	1.8	0.12	1.76
(1,33)	1:A:55:SER:OG	2:B:79:LYS:CE	20	1.8	0.12	1.76
(1,33)	1:A:55:SER:OG	2:B:79:LYS:CG	20	1.8	0.12	1.76
(1,33)	1:A:55:SER:OG	2:B:79:LYS:H	20	1.8	0.12	1.76
(1,33)	1:A:55:SER:OG	2:B:79:LYS:HA	20	1.8	0.12	1.76
(1,33)	1:A:55:SER:OG	2:B:79:LYS:HB2	20	1.8	0.12	1.76
(1,33)	1:A:55:SER:OG	2:B:79:LYS:HB3	20	1.8	0.12	1.76
(1,33)	1:A:55:SER:OG	2:B:79:LYS:HD2	20	1.8	0.12	1.76
(1,33)	1:A:55:SER:OG	2:B:79:LYS:HD3	20	1.8	0.12	1.76
(1,33)	1:A:55:SER:OG	2:B:79:LYS:HE2	20	1.8	0.12	1.76
(1,33)	1:A:55:SER:OG	2:B:79:LYS:HE3	20	1.8	0.12	1.76
(1,33)	1:A:55:SER:OG	2:B:79:LYS:HG2	20	1.8	0.12	1.76
(1,33)	1:A:55:SER:OG	2:B:79:LYS:HG3	20	1.8	0.12	1.76
(1,33)	1:A:55:SER:OG	2:B:79:LYS:HZ1	20	1.8	0.12	1.76
(1,33)	1:A:55:SER:OG	2:B:79:LYS:HZ2	20	1.8	0.12	1.76
(1,33)	1:A:55:SER:OG	2:B:79:LYS:HZ3	20	1.8	0.12	1.76
(1,33)	1:A:55:SER:OG	2:B:79:LYS:N	20	1.8	0.12	1.76
(1,33)	1:A:55:SER:OG	2:B:79:LYS:NZ	20	1.8	0.12	1.76
(1,33)	1:A:55:SER:OG	2:B:79:LYS:O	20	1.8	0.12	1.76
(1,33)	1:A:55:SER:OG	2:B:80:ILE:C	20	1.8	0.12	1.76
(1,33)	1:A:55:SER:OG	2:B:80:ILE:CA	20	1.8	0.12	1.76

*Continued on next page...*

*Continued from previous page...*

Key	Atom-1	Atom-2	Models <sup>1</sup>	Mean (Å)	SD <sup>1</sup> (Å)	Median (Å)
(1,33)	1:A:55:SER:OG	2:B:80:ILE:CB	20	1.8	0.12	1.76
(1,33)	1:A:55:SER:OG	2:B:80:ILE:CD1	20	1.8	0.12	1.76
(1,33)	1:A:55:SER:OG	2:B:80:ILE:CG1	20	1.8	0.12	1.76
(1,33)	1:A:55:SER:OG	2:B:80:ILE:CG2	20	1.8	0.12	1.76
(1,33)	1:A:55:SER:OG	2:B:80:ILE:H	20	1.8	0.12	1.76
(1,33)	1:A:55:SER:OG	2:B:80:ILE:HA	20	1.8	0.12	1.76
(1,33)	1:A:55:SER:OG	2:B:80:ILE:HB	20	1.8	0.12	1.76
(1,33)	1:A:55:SER:OG	2:B:80:ILE:HD11	20	1.8	0.12	1.76
(1,33)	1:A:55:SER:OG	2:B:80:ILE:HD12	20	1.8	0.12	1.76
(1,33)	1:A:55:SER:OG	2:B:80:ILE:HD13	20	1.8	0.12	1.76
(1,33)	1:A:55:SER:OG	2:B:80:ILE:HG12	20	1.8	0.12	1.76
(1,33)	1:A:55:SER:OG	2:B:80:ILE:HG13	20	1.8	0.12	1.76
(1,33)	1:A:55:SER:OG	2:B:80:ILE:HG21	20	1.8	0.12	1.76
(1,33)	1:A:55:SER:OG	2:B:80:ILE:HG22	20	1.8	0.12	1.76
(1,33)	1:A:55:SER:OG	2:B:80:ILE:HG23	20	1.8	0.12	1.76
(1,33)	1:A:55:SER:OG	2:B:80:ILE:N	20	1.8	0.12	1.76
(1,33)	1:A:55:SER:OG	2:B:80:ILE:O	20	1.8	0.12	1.76
(1,33)	1:A:55:SER:OG	2:B:84:GLN:C	20	1.8	0.12	1.76
(1,33)	1:A:55:SER:OG	2:B:84:GLN:CA	20	1.8	0.12	1.76
(1,33)	1:A:55:SER:OG	2:B:84:GLN:CB	20	1.8	0.12	1.76
(1,33)	1:A:55:SER:OG	2:B:84:GLN:CD	20	1.8	0.12	1.76
(1,33)	1:A:55:SER:OG	2:B:84:GLN:CG	20	1.8	0.12	1.76
(1,33)	1:A:55:SER:OG	2:B:84:GLN:H	20	1.8	0.12	1.76
(1,33)	1:A:55:SER:OG	2:B:84:GLN:HA	20	1.8	0.12	1.76
(1,33)	1:A:55:SER:OG	2:B:84:GLN:HB2	20	1.8	0.12	1.76
(1,33)	1:A:55:SER:OG	2:B:84:GLN:HB3	20	1.8	0.12	1.76
(1,33)	1:A:55:SER:OG	2:B:84:GLN:HE21	20	1.8	0.12	1.76
(1,33)	1:A:55:SER:OG	2:B:84:GLN:HE22	20	1.8	0.12	1.76
(1,33)	1:A:55:SER:OG	2:B:84:GLN:HG2	20	1.8	0.12	1.76
(1,33)	1:A:55:SER:OG	2:B:84:GLN:HG3	20	1.8	0.12	1.76
(1,33)	1:A:55:SER:OG	2:B:84:GLN:N	20	1.8	0.12	1.76
(1,33)	1:A:55:SER:OG	2:B:84:GLN:NE2	20	1.8	0.12	1.76
(1,33)	1:A:55:SER:OG	2:B:84:GLN:O	20	1.8	0.12	1.76
(1,33)	1:A:55:SER:OG	2:B:84:GLN:OE1	20	1.8	0.12	1.76
(1,33)	1:A:55:SER:OG	2:B:97:THR:C	20	1.8	0.12	1.76
(1,33)	1:A:55:SER:OG	2:B:97:THR:CA	20	1.8	0.12	1.76
(1,33)	1:A:55:SER:OG	2:B:97:THR:CB	20	1.8	0.12	1.76
(1,33)	1:A:55:SER:OG	2:B:97:THR:CG2	20	1.8	0.12	1.76
(1,33)	1:A:55:SER:OG	2:B:97:THR:H	20	1.8	0.12	1.76
(1,33)	1:A:55:SER:OG	2:B:97:THR:HA	20	1.8	0.12	1.76
(1,33)	1:A:55:SER:OG	2:B:97:THR:HB	20	1.8	0.12	1.76
(1,33)	1:A:55:SER:OG	2:B:97:THR:HG1	20	1.8	0.12	1.76

*Continued on next page...*

Continued from previous page...

Key	Atom-1	Atom-2	Models <sup>1</sup>	Mean (Å)	SD <sup>1</sup> (Å)	Median (Å)
(1,33)	1:A:55:SER:OG	2:B:97:THR:HG21	20	1.8	0.12	1.76
(1,33)	1:A:55:SER:OG	2:B:97:THR:HG22	20	1.8	0.12	1.76
(1,33)	1:A:55:SER:OG	2:B:97:THR:HG23	20	1.8	0.12	1.76
(1,33)	1:A:55:SER:OG	2:B:97:THR:N	20	1.8	0.12	1.76
(1,33)	1:A:55:SER:OG	2:B:97:THR:O	20	1.8	0.12	1.76
(1,33)	1:A:55:SER:OG	2:B:97:THR:OG1	20	1.8	0.12	1.76
(1,33)	1:A:55:SER:OG	2:B:99:HIS:C	20	1.8	0.12	1.76
(1,33)	1:A:55:SER:OG	2:B:99:HIS:CA	20	1.8	0.12	1.76
(1,33)	1:A:55:SER:OG	2:B:99:HIS:CB	20	1.8	0.12	1.76
(1,33)	1:A:55:SER:OG	2:B:99:HIS:CD2	20	1.8	0.12	1.76
(1,33)	1:A:55:SER:OG	2:B:99:HIS:CE1	20	1.8	0.12	1.76
(1,33)	1:A:55:SER:OG	2:B:99:HIS:CG	20	1.8	0.12	1.76
(1,33)	1:A:55:SER:OG	2:B:99:HIS:H	20	1.8	0.12	1.76
(1,33)	1:A:55:SER:OG	2:B:99:HIS:HA	20	1.8	0.12	1.76
(1,33)	1:A:55:SER:OG	2:B:99:HIS:HB2	20	1.8	0.12	1.76
(1,33)	1:A:55:SER:OG	2:B:99:HIS:HB3	20	1.8	0.12	1.76
(1,33)	1:A:55:SER:OG	2:B:99:HIS:HD1	20	1.8	0.12	1.76
(1,33)	1:A:55:SER:OG	2:B:99:HIS:HD2	20	1.8	0.12	1.76
(1,33)	1:A:55:SER:OG	2:B:99:HIS:HE1	20	1.8	0.12	1.76
(1,33)	1:A:55:SER:OG	2:B:99:HIS:HE2	20	1.8	0.12	1.76
(1,33)	1:A:55:SER:OG	2:B:99:HIS:N	20	1.8	0.12	1.76
(1,33)	1:A:55:SER:OG	2:B:99:HIS:ND1	20	1.8	0.12	1.76
(1,33)	1:A:55:SER:OG	2:B:99:HIS:NE2	20	1.8	0.12	1.76
(1,33)	1:A:55:SER:OG	2:B:99:HIS:O	20	1.8	0.12	1.76
(1,33)	1:A:55:SER:OG	2:B:101:VAL:C	20	1.8	0.12	1.76
(1,33)	1:A:55:SER:OG	2:B:101:VAL:CA	20	1.8	0.12	1.76
(1,33)	1:A:55:SER:OG	2:B:101:VAL:CB	20	1.8	0.12	1.76
(1,33)	1:A:55:SER:OG	2:B:101:VAL:CG1	20	1.8	0.12	1.76
(1,33)	1:A:55:SER:OG	2:B:101:VAL:CG2	20	1.8	0.12	1.76
(1,33)	1:A:55:SER:OG	2:B:101:VAL:H	20	1.8	0.12	1.76
(1,33)	1:A:55:SER:OG	2:B:101:VAL:HA	20	1.8	0.12	1.76
(1,33)	1:A:55:SER:OG	2:B:101:VAL:HB	20	1.8	0.12	1.76
(1,33)	1:A:55:SER:OG	2:B:101:VAL:HG11	20	1.8	0.12	1.76
(1,33)	1:A:55:SER:OG	2:B:101:VAL:HG12	20	1.8	0.12	1.76
(1,33)	1:A:55:SER:OG	2:B:101:VAL:HG13	20	1.8	0.12	1.76
(1,33)	1:A:55:SER:OG	2:B:101:VAL:HG21	20	1.8	0.12	1.76
(1,33)	1:A:55:SER:OG	2:B:101:VAL:HG22	20	1.8	0.12	1.76
(1,33)	1:A:55:SER:OG	2:B:101:VAL:HG23	20	1.8	0.12	1.76
(1,33)	1:A:55:SER:OG	2:B:101:VAL:N	20	1.8	0.12	1.76
(1,33)	1:A:55:SER:OG	2:B:101:VAL:O	20	1.8	0.12	1.76
(1,2)	1:A:78:ASP:HB2	2:B:41:LYS:H	14	0.27	0.41	0.16
(1,2)	1:A:78:ASP:HB3	2:B:41:LYS:H	14	0.27	0.41	0.16

Continued on next page...

Continued from previous page...

Key	Atom-1	Atom-2	Models <sup>1</sup>	Mean (Å)	SD <sup>1</sup> (Å)	Median (Å)
(1,1)	1:A:78:ASP:HB2	2:B:39:THR:H	7	0.3	0.46	0.12
(1,1)	1:A:78:ASP:HB3	2:B:39:THR:H	7	0.3	0.46	0.12
(1,36)	1:A:101:GLY:C	2:B:75:ILE:C	7	0.25	0.12	0.26
(1,36)	1:A:101:GLY:C	2:B:75:ILE:CA	7	0.25	0.12	0.26
(1,36)	1:A:101:GLY:C	2:B:75:ILE:CB	7	0.25	0.12	0.26
(1,36)	1:A:101:GLY:C	2:B:75:ILE:CD1	7	0.25	0.12	0.26
(1,36)	1:A:101:GLY:C	2:B:75:ILE:CG1	7	0.25	0.12	0.26
(1,36)	1:A:101:GLY:C	2:B:75:ILE:CG2	7	0.25	0.12	0.26
(1,36)	1:A:101:GLY:C	2:B:75:ILE:H	7	0.25	0.12	0.26
(1,36)	1:A:101:GLY:C	2:B:75:ILE:HA	7	0.25	0.12	0.26
(1,36)	1:A:101:GLY:C	2:B:75:ILE:HB	7	0.25	0.12	0.26
(1,36)	1:A:101:GLY:C	2:B:75:ILE:HD11	7	0.25	0.12	0.26
(1,36)	1:A:101:GLY:C	2:B:75:ILE:HD12	7	0.25	0.12	0.26
(1,36)	1:A:101:GLY:C	2:B:75:ILE:HD13	7	0.25	0.12	0.26
(1,36)	1:A:101:GLY:C	2:B:75:ILE:HG12	7	0.25	0.12	0.26
(1,36)	1:A:101:GLY:C	2:B:75:ILE:HG13	7	0.25	0.12	0.26
(1,36)	1:A:101:GLY:C	2:B:75:ILE:HG21	7	0.25	0.12	0.26
(1,36)	1:A:101:GLY:C	2:B:75:ILE:HG22	7	0.25	0.12	0.26
(1,36)	1:A:101:GLY:C	2:B:75:ILE:HG23	7	0.25	0.12	0.26
(1,36)	1:A:101:GLY:C	2:B:75:ILE:N	7	0.25	0.12	0.26
(1,36)	1:A:101:GLY:C	2:B:75:ILE:O	7	0.25	0.12	0.26
(1,36)	1:A:101:GLY:C	2:B:77:ALA:C	7	0.25	0.12	0.26
(1,36)	1:A:101:GLY:C	2:B:77:ALA:CA	7	0.25	0.12	0.26
(1,36)	1:A:101:GLY:C	2:B:77:ALA:CB	7	0.25	0.12	0.26
(1,36)	1:A:101:GLY:C	2:B:77:ALA:H	7	0.25	0.12	0.26
(1,36)	1:A:101:GLY:C	2:B:77:ALA:HA	7	0.25	0.12	0.26
(1,36)	1:A:101:GLY:C	2:B:77:ALA:HB1	7	0.25	0.12	0.26
(1,36)	1:A:101:GLY:C	2:B:77:ALA:HB2	7	0.25	0.12	0.26
(1,36)	1:A:101:GLY:C	2:B:77:ALA:HB3	7	0.25	0.12	0.26
(1,36)	1:A:101:GLY:C	2:B:77:ALA:N	7	0.25	0.12	0.26
(1,36)	1:A:101:GLY:C	2:B:77:ALA:O	7	0.25	0.12	0.26
(1,36)	1:A:101:GLY:C	2:B:78:GLY:C	7	0.25	0.12	0.26
(1,36)	1:A:101:GLY:C	2:B:78:GLY:CA	7	0.25	0.12	0.26
(1,36)	1:A:101:GLY:C	2:B:78:GLY:H	7	0.25	0.12	0.26
(1,36)	1:A:101:GLY:C	2:B:78:GLY:HA2	7	0.25	0.12	0.26
(1,36)	1:A:101:GLY:C	2:B:78:GLY:HA3	7	0.25	0.12	0.26
(1,36)	1:A:101:GLY:C	2:B:78:GLY:N	7	0.25	0.12	0.26
(1,36)	1:A:101:GLY:C	2:B:78:GLY:O	7	0.25	0.12	0.26
(1,36)	1:A:101:GLY:C	2:B:79:LYS:C	7	0.25	0.12	0.26
(1,36)	1:A:101:GLY:C	2:B:79:LYS:CA	7	0.25	0.12	0.26
(1,36)	1:A:101:GLY:C	2:B:79:LYS:CB	7	0.25	0.12	0.26
(1,36)	1:A:101:GLY:C	2:B:79:LYS:CD	7	0.25	0.12	0.26

Continued on next page...



*Continued from previous page...*

Key	Atom-1	Atom-2	Models <sup>1</sup>	Mean (Å)	SD <sup>1</sup> (Å)	Median (Å)
(1,36)	1:A:101:GLY:C	2:B:79:LYS:CE	7	0.25	0.12	0.26
(1,36)	1:A:101:GLY:C	2:B:79:LYS:CG	7	0.25	0.12	0.26
(1,36)	1:A:101:GLY:C	2:B:79:LYS:H	7	0.25	0.12	0.26
(1,36)	1:A:101:GLY:C	2:B:79:LYS:HA	7	0.25	0.12	0.26
(1,36)	1:A:101:GLY:C	2:B:79:LYS:HB2	7	0.25	0.12	0.26
(1,36)	1:A:101:GLY:C	2:B:79:LYS:HB3	7	0.25	0.12	0.26
(1,36)	1:A:101:GLY:C	2:B:79:LYS:HD2	7	0.25	0.12	0.26
(1,36)	1:A:101:GLY:C	2:B:79:LYS:HD3	7	0.25	0.12	0.26
(1,36)	1:A:101:GLY:C	2:B:79:LYS:HE2	7	0.25	0.12	0.26
(1,36)	1:A:101:GLY:C	2:B:79:LYS:HE3	7	0.25	0.12	0.26
(1,36)	1:A:101:GLY:C	2:B:79:LYS:HG2	7	0.25	0.12	0.26
(1,36)	1:A:101:GLY:C	2:B:79:LYS:HG3	7	0.25	0.12	0.26
(1,36)	1:A:101:GLY:C	2:B:79:LYS:HZ1	7	0.25	0.12	0.26
(1,36)	1:A:101:GLY:C	2:B:79:LYS:HZ2	7	0.25	0.12	0.26
(1,36)	1:A:101:GLY:C	2:B:79:LYS:HZ3	7	0.25	0.12	0.26
(1,36)	1:A:101:GLY:C	2:B:79:LYS:N	7	0.25	0.12	0.26
(1,36)	1:A:101:GLY:C	2:B:79:LYS:NZ	7	0.25	0.12	0.26
(1,36)	1:A:101:GLY:C	2:B:79:LYS:O	7	0.25	0.12	0.26
(1,36)	1:A:101:GLY:C	2:B:80:ILE:C	7	0.25	0.12	0.26
(1,36)	1:A:101:GLY:C	2:B:80:ILE:CA	7	0.25	0.12	0.26
(1,36)	1:A:101:GLY:C	2:B:80:ILE:CB	7	0.25	0.12	0.26
(1,36)	1:A:101:GLY:C	2:B:80:ILE:CD1	7	0.25	0.12	0.26
(1,36)	1:A:101:GLY:C	2:B:80:ILE:CG1	7	0.25	0.12	0.26
(1,36)	1:A:101:GLY:C	2:B:80:ILE:CG2	7	0.25	0.12	0.26
(1,36)	1:A:101:GLY:C	2:B:80:ILE:H	7	0.25	0.12	0.26
(1,36)	1:A:101:GLY:C	2:B:80:ILE:HA	7	0.25	0.12	0.26
(1,36)	1:A:101:GLY:C	2:B:80:ILE:HB	7	0.25	0.12	0.26
(1,36)	1:A:101:GLY:C	2:B:80:ILE:HD11	7	0.25	0.12	0.26
(1,36)	1:A:101:GLY:C	2:B:80:ILE:HD12	7	0.25	0.12	0.26
(1,36)	1:A:101:GLY:C	2:B:80:ILE:HD13	7	0.25	0.12	0.26
(1,36)	1:A:101:GLY:C	2:B:80:ILE:HG12	7	0.25	0.12	0.26
(1,36)	1:A:101:GLY:C	2:B:80:ILE:HG13	7	0.25	0.12	0.26
(1,36)	1:A:101:GLY:C	2:B:80:ILE:HG21	7	0.25	0.12	0.26
(1,36)	1:A:101:GLY:C	2:B:80:ILE:HG22	7	0.25	0.12	0.26
(1,36)	1:A:101:GLY:C	2:B:80:ILE:HG23	7	0.25	0.12	0.26
(1,36)	1:A:101:GLY:C	2:B:80:ILE:N	7	0.25	0.12	0.26
(1,36)	1:A:101:GLY:C	2:B:80:ILE:O	7	0.25	0.12	0.26
(1,36)	1:A:101:GLY:C	2:B:84:GLN:C	7	0.25	0.12	0.26
(1,36)	1:A:101:GLY:C	2:B:84:GLN:CA	7	0.25	0.12	0.26
(1,36)	1:A:101:GLY:C	2:B:84:GLN:CB	7	0.25	0.12	0.26
(1,36)	1:A:101:GLY:C	2:B:84:GLN:CD	7	0.25	0.12	0.26
(1,36)	1:A:101:GLY:C	2:B:84:GLN:CG	7	0.25	0.12	0.26

*Continued on next page...*

*Continued from previous page...*

Key	Atom-1	Atom-2	Models <sup>1</sup>	Mean (Å)	SD <sup>1</sup> (Å)	Median (Å)
(1,36)	1:A:101:GLY:C	2:B:84:GLN:H	7	0.25	0.12	0.26
(1,36)	1:A:101:GLY:C	2:B:84:GLN:HA	7	0.25	0.12	0.26
(1,36)	1:A:101:GLY:C	2:B:84:GLN:HB2	7	0.25	0.12	0.26
(1,36)	1:A:101:GLY:C	2:B:84:GLN:HB3	7	0.25	0.12	0.26
(1,36)	1:A:101:GLY:C	2:B:84:GLN:HE21	7	0.25	0.12	0.26
(1,36)	1:A:101:GLY:C	2:B:84:GLN:HE22	7	0.25	0.12	0.26
(1,36)	1:A:101:GLY:C	2:B:84:GLN:HG2	7	0.25	0.12	0.26
(1,36)	1:A:101:GLY:C	2:B:84:GLN:HG3	7	0.25	0.12	0.26
(1,36)	1:A:101:GLY:C	2:B:84:GLN:N	7	0.25	0.12	0.26
(1,36)	1:A:101:GLY:C	2:B:84:GLN:NE2	7	0.25	0.12	0.26
(1,36)	1:A:101:GLY:C	2:B:84:GLN:O	7	0.25	0.12	0.26
(1,36)	1:A:101:GLY:C	2:B:84:GLN:OE1	7	0.25	0.12	0.26
(1,36)	1:A:101:GLY:C	2:B:97:THR:C	7	0.25	0.12	0.26
(1,36)	1:A:101:GLY:C	2:B:97:THR:CA	7	0.25	0.12	0.26
(1,36)	1:A:101:GLY:C	2:B:97:THR:CB	7	0.25	0.12	0.26
(1,36)	1:A:101:GLY:C	2:B:97:THR:CG2	7	0.25	0.12	0.26
(1,36)	1:A:101:GLY:C	2:B:97:THR:H	7	0.25	0.12	0.26
(1,36)	1:A:101:GLY:C	2:B:97:THR:HA	7	0.25	0.12	0.26
(1,36)	1:A:101:GLY:C	2:B:97:THR:HB	7	0.25	0.12	0.26
(1,36)	1:A:101:GLY:C	2:B:97:THR:HG1	7	0.25	0.12	0.26
(1,36)	1:A:101:GLY:C	2:B:97:THR:HG21	7	0.25	0.12	0.26
(1,36)	1:A:101:GLY:C	2:B:97:THR:HG22	7	0.25	0.12	0.26
(1,36)	1:A:101:GLY:C	2:B:97:THR:HG23	7	0.25	0.12	0.26
(1,36)	1:A:101:GLY:C	2:B:97:THR:N	7	0.25	0.12	0.26
(1,36)	1:A:101:GLY:C	2:B:97:THR:O	7	0.25	0.12	0.26
(1,36)	1:A:101:GLY:C	2:B:97:THR:OG1	7	0.25	0.12	0.26
(1,36)	1:A:101:GLY:C	2:B:99:HIS:C	7	0.25	0.12	0.26
(1,36)	1:A:101:GLY:C	2:B:99:HIS:CA	7	0.25	0.12	0.26
(1,36)	1:A:101:GLY:C	2:B:99:HIS:CB	7	0.25	0.12	0.26
(1,36)	1:A:101:GLY:C	2:B:99:HIS:CD2	7	0.25	0.12	0.26
(1,36)	1:A:101:GLY:C	2:B:99:HIS:CE1	7	0.25	0.12	0.26
(1,36)	1:A:101:GLY:C	2:B:99:HIS:CG	7	0.25	0.12	0.26
(1,36)	1:A:101:GLY:C	2:B:99:HIS:H	7	0.25	0.12	0.26
(1,36)	1:A:101:GLY:C	2:B:99:HIS:HA	7	0.25	0.12	0.26
(1,36)	1:A:101:GLY:C	2:B:99:HIS:HB2	7	0.25	0.12	0.26
(1,36)	1:A:101:GLY:C	2:B:99:HIS:HB3	7	0.25	0.12	0.26
(1,36)	1:A:101:GLY:C	2:B:99:HIS:HD1	7	0.25	0.12	0.26
(1,36)	1:A:101:GLY:C	2:B:99:HIS:HD2	7	0.25	0.12	0.26
(1,36)	1:A:101:GLY:C	2:B:99:HIS:HE1	7	0.25	0.12	0.26
(1,36)	1:A:101:GLY:C	2:B:99:HIS:HE2	7	0.25	0.12	0.26
(1,36)	1:A:101:GLY:C	2:B:99:HIS:N	7	0.25	0.12	0.26
(1,36)	1:A:101:GLY:C	2:B:99:HIS:ND1	7	0.25	0.12	0.26

*Continued on next page...*

*Continued from previous page...*

Key	Atom-1	Atom-2	Models <sup>1</sup>	Mean (Å)	SD <sup>1</sup> (Å)	Median (Å)
(1,36)	1:A:101:GLY:C	2:B:99:HIS:NE2	7	0.25	0.12	0.26
(1,36)	1:A:101:GLY:C	2:B:99:HIS:O	7	0.25	0.12	0.26
(1,36)	1:A:101:GLY:C	2:B:101:VAL:C	7	0.25	0.12	0.26
(1,36)	1:A:101:GLY:C	2:B:101:VAL:CA	7	0.25	0.12	0.26
(1,36)	1:A:101:GLY:C	2:B:101:VAL:CB	7	0.25	0.12	0.26
(1,36)	1:A:101:GLY:C	2:B:101:VAL:CG1	7	0.25	0.12	0.26
(1,36)	1:A:101:GLY:C	2:B:101:VAL:CG2	7	0.25	0.12	0.26
(1,36)	1:A:101:GLY:C	2:B:101:VAL:H	7	0.25	0.12	0.26
(1,36)	1:A:101:GLY:C	2:B:101:VAL:HA	7	0.25	0.12	0.26
(1,36)	1:A:101:GLY:C	2:B:101:VAL:HB	7	0.25	0.12	0.26
(1,36)	1:A:101:GLY:C	2:B:101:VAL:HG11	7	0.25	0.12	0.26
(1,36)	1:A:101:GLY:C	2:B:101:VAL:HG12	7	0.25	0.12	0.26
(1,36)	1:A:101:GLY:C	2:B:101:VAL:HG13	7	0.25	0.12	0.26
(1,36)	1:A:101:GLY:C	2:B:101:VAL:HG21	7	0.25	0.12	0.26
(1,36)	1:A:101:GLY:C	2:B:101:VAL:HG22	7	0.25	0.12	0.26
(1,36)	1:A:101:GLY:C	2:B:101:VAL:HG23	7	0.25	0.12	0.26
(1,36)	1:A:101:GLY:C	2:B:101:VAL:N	7	0.25	0.12	0.26
(1,36)	1:A:101:GLY:C	2:B:101:VAL:O	7	0.25	0.12	0.26
(1,36)	1:A:101:GLY:CA	2:B:75:ILE:C	7	0.25	0.12	0.26
(1,36)	1:A:101:GLY:CA	2:B:75:ILE:CA	7	0.25	0.12	0.26
(1,36)	1:A:101:GLY:CA	2:B:75:ILE:CB	7	0.25	0.12	0.26
(1,36)	1:A:101:GLY:CA	2:B:75:ILE:CD1	7	0.25	0.12	0.26
(1,36)	1:A:101:GLY:CA	2:B:75:ILE:CG1	7	0.25	0.12	0.26
(1,36)	1:A:101:GLY:CA	2:B:75:ILE:CG2	7	0.25	0.12	0.26
(1,36)	1:A:101:GLY:CA	2:B:75:ILE:H	7	0.25	0.12	0.26
(1,36)	1:A:101:GLY:CA	2:B:75:ILE:HA	7	0.25	0.12	0.26
(1,36)	1:A:101:GLY:CA	2:B:75:ILE:HB	7	0.25	0.12	0.26
(1,36)	1:A:101:GLY:CA	2:B:75:ILE:HD11	7	0.25	0.12	0.26
(1,36)	1:A:101:GLY:CA	2:B:75:ILE:HD12	7	0.25	0.12	0.26
(1,36)	1:A:101:GLY:CA	2:B:75:ILE:HD13	7	0.25	0.12	0.26
(1,36)	1:A:101:GLY:CA	2:B:75:ILE:HG12	7	0.25	0.12	0.26
(1,36)	1:A:101:GLY:CA	2:B:75:ILE:HG13	7	0.25	0.12	0.26
(1,36)	1:A:101:GLY:CA	2:B:75:ILE:HG21	7	0.25	0.12	0.26
(1,36)	1:A:101:GLY:CA	2:B:75:ILE:HG22	7	0.25	0.12	0.26
(1,36)	1:A:101:GLY:CA	2:B:75:ILE:HG23	7	0.25	0.12	0.26
(1,36)	1:A:101:GLY:CA	2:B:75:ILE:N	7	0.25	0.12	0.26
(1,36)	1:A:101:GLY:CA	2:B:75:ILE:O	7	0.25	0.12	0.26
(1,36)	1:A:101:GLY:CA	2:B:77:ALA:C	7	0.25	0.12	0.26
(1,36)	1:A:101:GLY:CA	2:B:77:ALA:CA	7	0.25	0.12	0.26
(1,36)	1:A:101:GLY:CA	2:B:77:ALA:CB	7	0.25	0.12	0.26
(1,36)	1:A:101:GLY:CA	2:B:77:ALA:H	7	0.25	0.12	0.26
(1,36)	1:A:101:GLY:CA	2:B:77:ALA:HA	7	0.25	0.12	0.26

*Continued on next page...*

*Continued from previous page...*

Key	Atom-1	Atom-2	Models <sup>1</sup>	Mean (Å)	SD <sup>1</sup> (Å)	Median (Å)
(1,36)	1:A:101:GLY:CA	2:B:77:ALA:HB1	7	0.25	0.12	0.26
(1,36)	1:A:101:GLY:CA	2:B:77:ALA:HB2	7	0.25	0.12	0.26
(1,36)	1:A:101:GLY:CA	2:B:77:ALA:HB3	7	0.25	0.12	0.26
(1,36)	1:A:101:GLY:CA	2:B:77:ALA:N	7	0.25	0.12	0.26
(1,36)	1:A:101:GLY:CA	2:B:77:ALA:O	7	0.25	0.12	0.26
(1,36)	1:A:101:GLY:CA	2:B:78:GLY:C	7	0.25	0.12	0.26
(1,36)	1:A:101:GLY:CA	2:B:78:GLY:CA	7	0.25	0.12	0.26
(1,36)	1:A:101:GLY:CA	2:B:78:GLY:H	7	0.25	0.12	0.26
(1,36)	1:A:101:GLY:CA	2:B:78:GLY:HA2	7	0.25	0.12	0.26
(1,36)	1:A:101:GLY:CA	2:B:78:GLY:HA3	7	0.25	0.12	0.26
(1,36)	1:A:101:GLY:CA	2:B:78:GLY:N	7	0.25	0.12	0.26
(1,36)	1:A:101:GLY:CA	2:B:78:GLY:O	7	0.25	0.12	0.26
(1,36)	1:A:101:GLY:CA	2:B:79:LYS:C	7	0.25	0.12	0.26
(1,36)	1:A:101:GLY:CA	2:B:79:LYS:CA	7	0.25	0.12	0.26
(1,36)	1:A:101:GLY:CA	2:B:79:LYS:CB	7	0.25	0.12	0.26
(1,36)	1:A:101:GLY:CA	2:B:79:LYS:CD	7	0.25	0.12	0.26
(1,36)	1:A:101:GLY:CA	2:B:79:LYS:CE	7	0.25	0.12	0.26
(1,36)	1:A:101:GLY:CA	2:B:79:LYS:CG	7	0.25	0.12	0.26
(1,36)	1:A:101:GLY:CA	2:B:79:LYS:H	7	0.25	0.12	0.26
(1,36)	1:A:101:GLY:CA	2:B:79:LYS:HA	7	0.25	0.12	0.26
(1,36)	1:A:101:GLY:CA	2:B:79:LYS:HB2	7	0.25	0.12	0.26
(1,36)	1:A:101:GLY:CA	2:B:79:LYS:HB3	7	0.25	0.12	0.26
(1,36)	1:A:101:GLY:CA	2:B:79:LYS:HD2	7	0.25	0.12	0.26
(1,36)	1:A:101:GLY:CA	2:B:79:LYS:HD3	7	0.25	0.12	0.26
(1,36)	1:A:101:GLY:CA	2:B:79:LYS:HE2	7	0.25	0.12	0.26
(1,36)	1:A:101:GLY:CA	2:B:79:LYS:HE3	7	0.25	0.12	0.26
(1,36)	1:A:101:GLY:CA	2:B:79:LYS:HG2	7	0.25	0.12	0.26
(1,36)	1:A:101:GLY:CA	2:B:79:LYS:HG3	7	0.25	0.12	0.26
(1,36)	1:A:101:GLY:CA	2:B:79:LYS:HZ1	7	0.25	0.12	0.26
(1,36)	1:A:101:GLY:CA	2:B:79:LYS:HZ2	7	0.25	0.12	0.26
(1,36)	1:A:101:GLY:CA	2:B:79:LYS:HZ3	7	0.25	0.12	0.26
(1,36)	1:A:101:GLY:CA	2:B:79:LYS:N	7	0.25	0.12	0.26
(1,36)	1:A:101:GLY:CA	2:B:79:LYS:NZ	7	0.25	0.12	0.26
(1,36)	1:A:101:GLY:CA	2:B:79:LYS:O	7	0.25	0.12	0.26
(1,36)	1:A:101:GLY:CA	2:B:80:ILE:C	7	0.25	0.12	0.26
(1,36)	1:A:101:GLY:CA	2:B:80:ILE:CA	7	0.25	0.12	0.26
(1,36)	1:A:101:GLY:CA	2:B:80:ILE:CB	7	0.25	0.12	0.26
(1,36)	1:A:101:GLY:CA	2:B:80:ILE:CD1	7	0.25	0.12	0.26
(1,36)	1:A:101:GLY:CA	2:B:80:ILE:CG1	7	0.25	0.12	0.26
(1,36)	1:A:101:GLY:CA	2:B:80:ILE:CG2	7	0.25	0.12	0.26
(1,36)	1:A:101:GLY:CA	2:B:80:ILE:H	7	0.25	0.12	0.26
(1,36)	1:A:101:GLY:CA	2:B:80:ILE:HA	7	0.25	0.12	0.26

*Continued on next page...*

*Continued from previous page...*

Key	Atom-1	Atom-2	Models <sup>1</sup>	Mean (Å)	SD <sup>1</sup> (Å)	Median (Å)
(1,36)	1:A:101:GLY:CA	2:B:80:ILE:HB	7	0.25	0.12	0.26
(1,36)	1:A:101:GLY:CA	2:B:80:ILE:HD11	7	0.25	0.12	0.26
(1,36)	1:A:101:GLY:CA	2:B:80:ILE:HD12	7	0.25	0.12	0.26
(1,36)	1:A:101:GLY:CA	2:B:80:ILE:HD13	7	0.25	0.12	0.26
(1,36)	1:A:101:GLY:CA	2:B:80:ILE:HG12	7	0.25	0.12	0.26
(1,36)	1:A:101:GLY:CA	2:B:80:ILE:HG13	7	0.25	0.12	0.26
(1,36)	1:A:101:GLY:CA	2:B:80:ILE:HG21	7	0.25	0.12	0.26
(1,36)	1:A:101:GLY:CA	2:B:80:ILE:HG22	7	0.25	0.12	0.26
(1,36)	1:A:101:GLY:CA	2:B:80:ILE:HG23	7	0.25	0.12	0.26
(1,36)	1:A:101:GLY:CA	2:B:80:ILE:N	7	0.25	0.12	0.26
(1,36)	1:A:101:GLY:CA	2:B:80:ILE:O	7	0.25	0.12	0.26
(1,36)	1:A:101:GLY:CA	2:B:84:GLN:C	7	0.25	0.12	0.26
(1,36)	1:A:101:GLY:CA	2:B:84:GLN:CA	7	0.25	0.12	0.26
(1,36)	1:A:101:GLY:CA	2:B:84:GLN:CB	7	0.25	0.12	0.26
(1,36)	1:A:101:GLY:CA	2:B:84:GLN:CD	7	0.25	0.12	0.26
(1,36)	1:A:101:GLY:CA	2:B:84:GLN:CG	7	0.25	0.12	0.26
(1,36)	1:A:101:GLY:CA	2:B:84:GLN:H	7	0.25	0.12	0.26
(1,36)	1:A:101:GLY:CA	2:B:84:GLN:HA	7	0.25	0.12	0.26
(1,36)	1:A:101:GLY:CA	2:B:84:GLN:HB2	7	0.25	0.12	0.26
(1,36)	1:A:101:GLY:CA	2:B:84:GLN:HB3	7	0.25	0.12	0.26
(1,36)	1:A:101:GLY:CA	2:B:84:GLN:HE21	7	0.25	0.12	0.26
(1,36)	1:A:101:GLY:CA	2:B:84:GLN:HE22	7	0.25	0.12	0.26
(1,36)	1:A:101:GLY:CA	2:B:84:GLN:HG2	7	0.25	0.12	0.26
(1,36)	1:A:101:GLY:CA	2:B:84:GLN:HG3	7	0.25	0.12	0.26
(1,36)	1:A:101:GLY:CA	2:B:84:GLN:N	7	0.25	0.12	0.26
(1,36)	1:A:101:GLY:CA	2:B:84:GLN:NE2	7	0.25	0.12	0.26
(1,36)	1:A:101:GLY:CA	2:B:84:GLN:O	7	0.25	0.12	0.26
(1,36)	1:A:101:GLY:CA	2:B:84:GLN:OE1	7	0.25	0.12	0.26
(1,36)	1:A:101:GLY:CA	2:B:97:THR:C	7	0.25	0.12	0.26
(1,36)	1:A:101:GLY:CA	2:B:97:THR:CA	7	0.25	0.12	0.26
(1,36)	1:A:101:GLY:CA	2:B:97:THR:CB	7	0.25	0.12	0.26
(1,36)	1:A:101:GLY:CA	2:B:97:THR:CG2	7	0.25	0.12	0.26
(1,36)	1:A:101:GLY:CA	2:B:97:THR:H	7	0.25	0.12	0.26
(1,36)	1:A:101:GLY:CA	2:B:97:THR:HA	7	0.25	0.12	0.26
(1,36)	1:A:101:GLY:CA	2:B:97:THR:HB	7	0.25	0.12	0.26
(1,36)	1:A:101:GLY:CA	2:B:97:THR:HG1	7	0.25	0.12	0.26
(1,36)	1:A:101:GLY:CA	2:B:97:THR:HG21	7	0.25	0.12	0.26
(1,36)	1:A:101:GLY:CA	2:B:97:THR:HG22	7	0.25	0.12	0.26
(1,36)	1:A:101:GLY:CA	2:B:97:THR:HG23	7	0.25	0.12	0.26
(1,36)	1:A:101:GLY:CA	2:B:97:THR:N	7	0.25	0.12	0.26
(1,36)	1:A:101:GLY:CA	2:B:97:THR:O	7	0.25	0.12	0.26
(1,36)	1:A:101:GLY:CA	2:B:97:THR:OG1	7	0.25	0.12	0.26

*Continued on next page...*

Continued from previous page...

Key	Atom-1	Atom-2	Models <sup>1</sup>	Mean (Å)	SD <sup>1</sup> (Å)	Median (Å)
(1,36)	1:A:101:GLY:CA	2:B:99:HIS:C	7	0.25	0.12	0.26
(1,36)	1:A:101:GLY:CA	2:B:99:HIS:CA	7	0.25	0.12	0.26
(1,36)	1:A:101:GLY:CA	2:B:99:HIS:CB	7	0.25	0.12	0.26
(1,36)	1:A:101:GLY:CA	2:B:99:HIS:CD2	7	0.25	0.12	0.26
(1,36)	1:A:101:GLY:CA	2:B:99:HIS:CE1	7	0.25	0.12	0.26
(1,36)	1:A:101:GLY:CA	2:B:99:HIS:CG	7	0.25	0.12	0.26
(1,36)	1:A:101:GLY:CA	2:B:99:HIS:H	7	0.25	0.12	0.26
(1,36)	1:A:101:GLY:CA	2:B:99:HIS:HA	7	0.25	0.12	0.26
(1,36)	1:A:101:GLY:CA	2:B:99:HIS:HB2	7	0.25	0.12	0.26
(1,36)	1:A:101:GLY:CA	2:B:99:HIS:HB3	7	0.25	0.12	0.26
(1,36)	1:A:101:GLY:CA	2:B:99:HIS:HD1	7	0.25	0.12	0.26
(1,36)	1:A:101:GLY:CA	2:B:99:HIS:HD2	7	0.25	0.12	0.26
(1,36)	1:A:101:GLY:CA	2:B:99:HIS:HE1	7	0.25	0.12	0.26
(1,36)	1:A:101:GLY:CA	2:B:99:HIS:HE2	7	0.25	0.12	0.26
(1,36)	1:A:101:GLY:CA	2:B:99:HIS:N	7	0.25	0.12	0.26
(1,36)	1:A:101:GLY:CA	2:B:99:HIS:ND1	7	0.25	0.12	0.26
(1,36)	1:A:101:GLY:CA	2:B:99:HIS:NE2	7	0.25	0.12	0.26
(1,36)	1:A:101:GLY:CA	2:B:99:HIS:O	7	0.25	0.12	0.26
(1,36)	1:A:101:GLY:CA	2:B:101:VAL:C	7	0.25	0.12	0.26
(1,36)	1:A:101:GLY:CA	2:B:101:VAL:CA	7	0.25	0.12	0.26
(1,36)	1:A:101:GLY:CA	2:B:101:VAL:CB	7	0.25	0.12	0.26
(1,36)	1:A:101:GLY:CA	2:B:101:VAL:CG1	7	0.25	0.12	0.26
(1,36)	1:A:101:GLY:CA	2:B:101:VAL:CG2	7	0.25	0.12	0.26
(1,36)	1:A:101:GLY:CA	2:B:101:VAL:H	7	0.25	0.12	0.26
(1,36)	1:A:101:GLY:CA	2:B:101:VAL:HA	7	0.25	0.12	0.26
(1,36)	1:A:101:GLY:CA	2:B:101:VAL:HB	7	0.25	0.12	0.26
(1,36)	1:A:101:GLY:CA	2:B:101:VAL:HG11	7	0.25	0.12	0.26
(1,36)	1:A:101:GLY:CA	2:B:101:VAL:HG12	7	0.25	0.12	0.26
(1,36)	1:A:101:GLY:CA	2:B:101:VAL:HG13	7	0.25	0.12	0.26
(1,36)	1:A:101:GLY:CA	2:B:101:VAL:HG21	7	0.25	0.12	0.26
(1,36)	1:A:101:GLY:CA	2:B:101:VAL:HG22	7	0.25	0.12	0.26
(1,36)	1:A:101:GLY:CA	2:B:101:VAL:HG23	7	0.25	0.12	0.26
(1,36)	1:A:101:GLY:CA	2:B:101:VAL:N	7	0.25	0.12	0.26
(1,36)	1:A:101:GLY:CA	2:B:101:VAL:O	7	0.25	0.12	0.26
(1,36)	1:A:101:GLY:H	2:B:75:ILE:C	7	0.25	0.12	0.26
(1,36)	1:A:101:GLY:H	2:B:75:ILE:CA	7	0.25	0.12	0.26
(1,36)	1:A:101:GLY:H	2:B:75:ILE:CB	7	0.25	0.12	0.26
(1,36)	1:A:101:GLY:H	2:B:75:ILE:CD1	7	0.25	0.12	0.26
(1,36)	1:A:101:GLY:H	2:B:75:ILE:CG1	7	0.25	0.12	0.26
(1,36)	1:A:101:GLY:H	2:B:75:ILE:CG2	7	0.25	0.12	0.26
(1,36)	1:A:101:GLY:H	2:B:75:ILE:H	7	0.25	0.12	0.26
(1,36)	1:A:101:GLY:H	2:B:75:ILE:HA	7	0.25	0.12	0.26

Continued on next page...

Continued from previous page...

Key	Atom-1	Atom-2	Models <sup>1</sup>	Mean (Å)	SD <sup>1</sup> (Å)	Median (Å)
(1,36)	1:A:101:GLY:H	2:B:75:ILE:HB	7	0.25	0.12	0.26
(1,36)	1:A:101:GLY:H	2:B:75:ILE:HD11	7	0.25	0.12	0.26
(1,36)	1:A:101:GLY:H	2:B:75:ILE:HD12	7	0.25	0.12	0.26
(1,36)	1:A:101:GLY:H	2:B:75:ILE:HD13	7	0.25	0.12	0.26
(1,36)	1:A:101:GLY:H	2:B:75:ILE:HG12	7	0.25	0.12	0.26
(1,36)	1:A:101:GLY:H	2:B:75:ILE:HG13	7	0.25	0.12	0.26
(1,36)	1:A:101:GLY:H	2:B:75:ILE:HG21	7	0.25	0.12	0.26
(1,36)	1:A:101:GLY:H	2:B:75:ILE:HG22	7	0.25	0.12	0.26
(1,36)	1:A:101:GLY:H	2:B:75:ILE:HG23	7	0.25	0.12	0.26
(1,36)	1:A:101:GLY:H	2:B:75:ILE:N	7	0.25	0.12	0.26
(1,36)	1:A:101:GLY:H	2:B:75:ILE:O	7	0.25	0.12	0.26
(1,36)	1:A:101:GLY:H	2:B:77:ALA:C	7	0.25	0.12	0.26
(1,36)	1:A:101:GLY:H	2:B:77:ALA:CA	7	0.25	0.12	0.26
(1,36)	1:A:101:GLY:H	2:B:77:ALA:CB	7	0.25	0.12	0.26
(1,36)	1:A:101:GLY:H	2:B:77:ALA:H	7	0.25	0.12	0.26
(1,36)	1:A:101:GLY:H	2:B:77:ALA:HA	7	0.25	0.12	0.26
(1,36)	1:A:101:GLY:H	2:B:77:ALA:HB1	7	0.25	0.12	0.26
(1,36)	1:A:101:GLY:H	2:B:77:ALA:HB2	7	0.25	0.12	0.26
(1,36)	1:A:101:GLY:H	2:B:77:ALA:HB3	7	0.25	0.12	0.26
(1,36)	1:A:101:GLY:H	2:B:77:ALA:N	7	0.25	0.12	0.26
(1,36)	1:A:101:GLY:H	2:B:77:ALA:O	7	0.25	0.12	0.26
(1,36)	1:A:101:GLY:H	2:B:78:GLY:C	7	0.25	0.12	0.26
(1,36)	1:A:101:GLY:H	2:B:78:GLY:CA	7	0.25	0.12	0.26
(1,36)	1:A:101:GLY:H	2:B:78:GLY:H	7	0.25	0.12	0.26
(1,36)	1:A:101:GLY:H	2:B:78:GLY:HA2	7	0.25	0.12	0.26
(1,36)	1:A:101:GLY:H	2:B:78:GLY:HA3	7	0.25	0.12	0.26
(1,36)	1:A:101:GLY:H	2:B:78:GLY:N	7	0.25	0.12	0.26
(1,36)	1:A:101:GLY:H	2:B:78:GLY:O	7	0.25	0.12	0.26
(1,36)	1:A:101:GLY:H	2:B:79:LYS:C	7	0.25	0.12	0.26
(1,36)	1:A:101:GLY:H	2:B:79:LYS:CA	7	0.25	0.12	0.26
(1,36)	1:A:101:GLY:H	2:B:79:LYS:CB	7	0.25	0.12	0.26
(1,36)	1:A:101:GLY:H	2:B:79:LYS:CD	7	0.25	0.12	0.26
(1,36)	1:A:101:GLY:H	2:B:79:LYS:CE	7	0.25	0.12	0.26
(1,36)	1:A:101:GLY:H	2:B:79:LYS:CG	7	0.25	0.12	0.26
(1,36)	1:A:101:GLY:H	2:B:79:LYS:H	7	0.25	0.12	0.26
(1,36)	1:A:101:GLY:H	2:B:79:LYS:HA	7	0.25	0.12	0.26
(1,36)	1:A:101:GLY:H	2:B:79:LYS:HB2	7	0.25	0.12	0.26
(1,36)	1:A:101:GLY:H	2:B:79:LYS:HB3	7	0.25	0.12	0.26
(1,36)	1:A:101:GLY:H	2:B:79:LYS:HD2	7	0.25	0.12	0.26
(1,36)	1:A:101:GLY:H	2:B:79:LYS:HD3	7	0.25	0.12	0.26
(1,36)	1:A:101:GLY:H	2:B:79:LYS:HE2	7	0.25	0.12	0.26
(1,36)	1:A:101:GLY:H	2:B:79:LYS:HE3	7	0.25	0.12	0.26

Continued on next page...

*Continued from previous page...*

Key	Atom-1	Atom-2	Models <sup>1</sup>	Mean (Å)	SD <sup>1</sup> (Å)	Median (Å)
(1,36)	1:A:101:GLY:H	2:B:79:LYS:HG2	7	0.25	0.12	0.26
(1,36)	1:A:101:GLY:H	2:B:79:LYS:HG3	7	0.25	0.12	0.26
(1,36)	1:A:101:GLY:H	2:B:79:LYS:HZ1	7	0.25	0.12	0.26
(1,36)	1:A:101:GLY:H	2:B:79:LYS:HZ2	7	0.25	0.12	0.26
(1,36)	1:A:101:GLY:H	2:B:79:LYS:HZ3	7	0.25	0.12	0.26
(1,36)	1:A:101:GLY:H	2:B:79:LYS:N	7	0.25	0.12	0.26
(1,36)	1:A:101:GLY:H	2:B:79:LYS:NZ	7	0.25	0.12	0.26
(1,36)	1:A:101:GLY:H	2:B:79:LYS:O	7	0.25	0.12	0.26
(1,36)	1:A:101:GLY:H	2:B:80:ILE:C	7	0.25	0.12	0.26
(1,36)	1:A:101:GLY:H	2:B:80:ILE:CA	7	0.25	0.12	0.26
(1,36)	1:A:101:GLY:H	2:B:80:ILE:CB	7	0.25	0.12	0.26
(1,36)	1:A:101:GLY:H	2:B:80:ILE:CD1	7	0.25	0.12	0.26
(1,36)	1:A:101:GLY:H	2:B:80:ILE:CG1	7	0.25	0.12	0.26
(1,36)	1:A:101:GLY:H	2:B:80:ILE:CG2	7	0.25	0.12	0.26
(1,36)	1:A:101:GLY:H	2:B:80:ILE:H	7	0.25	0.12	0.26
(1,36)	1:A:101:GLY:H	2:B:80:ILE:HA	7	0.25	0.12	0.26
(1,36)	1:A:101:GLY:H	2:B:80:ILE:HB	7	0.25	0.12	0.26
(1,36)	1:A:101:GLY:H	2:B:80:ILE:HD11	7	0.25	0.12	0.26
(1,36)	1:A:101:GLY:H	2:B:80:ILE:HD12	7	0.25	0.12	0.26
(1,36)	1:A:101:GLY:H	2:B:80:ILE:HD13	7	0.25	0.12	0.26
(1,36)	1:A:101:GLY:H	2:B:80:ILE:HG12	7	0.25	0.12	0.26
(1,36)	1:A:101:GLY:H	2:B:80:ILE:HG13	7	0.25	0.12	0.26
(1,36)	1:A:101:GLY:H	2:B:80:ILE:HG21	7	0.25	0.12	0.26
(1,36)	1:A:101:GLY:H	2:B:80:ILE:HG22	7	0.25	0.12	0.26
(1,36)	1:A:101:GLY:H	2:B:80:ILE:HG23	7	0.25	0.12	0.26
(1,36)	1:A:101:GLY:H	2:B:80:ILE:N	7	0.25	0.12	0.26
(1,36)	1:A:101:GLY:H	2:B:80:ILE:O	7	0.25	0.12	0.26
(1,36)	1:A:101:GLY:H	2:B:84:GLN:C	7	0.25	0.12	0.26
(1,36)	1:A:101:GLY:H	2:B:84:GLN:CA	7	0.25	0.12	0.26
(1,36)	1:A:101:GLY:H	2:B:84:GLN:CB	7	0.25	0.12	0.26
(1,36)	1:A:101:GLY:H	2:B:84:GLN:CD	7	0.25	0.12	0.26
(1,36)	1:A:101:GLY:H	2:B:84:GLN:CG	7	0.25	0.12	0.26
(1,36)	1:A:101:GLY:H	2:B:84:GLN:H	7	0.25	0.12	0.26
(1,36)	1:A:101:GLY:H	2:B:84:GLN:HA	7	0.25	0.12	0.26
(1,36)	1:A:101:GLY:H	2:B:84:GLN:HB2	7	0.25	0.12	0.26
(1,36)	1:A:101:GLY:H	2:B:84:GLN:HB3	7	0.25	0.12	0.26
(1,36)	1:A:101:GLY:H	2:B:84:GLN:HE21	7	0.25	0.12	0.26
(1,36)	1:A:101:GLY:H	2:B:84:GLN:HE22	7	0.25	0.12	0.26
(1,36)	1:A:101:GLY:H	2:B:84:GLN:HG2	7	0.25	0.12	0.26
(1,36)	1:A:101:GLY:H	2:B:84:GLN:HG3	7	0.25	0.12	0.26
(1,36)	1:A:101:GLY:H	2:B:84:GLN:N	7	0.25	0.12	0.26
(1,36)	1:A:101:GLY:H	2:B:84:GLN:NE2	7	0.25	0.12	0.26

*Continued on next page...*



*Continued from previous page...*

Key	Atom-1	Atom-2	Models <sup>1</sup>	Mean (Å)	SD <sup>1</sup> (Å)	Median (Å)
(1,36)	1:A:101:GLY:H	2:B:84:GLN:O	7	0.25	0.12	0.26
(1,36)	1:A:101:GLY:H	2:B:84:GLN:OE1	7	0.25	0.12	0.26
(1,36)	1:A:101:GLY:H	2:B:97:THR:C	7	0.25	0.12	0.26
(1,36)	1:A:101:GLY:H	2:B:97:THR:CA	7	0.25	0.12	0.26
(1,36)	1:A:101:GLY:H	2:B:97:THR:CB	7	0.25	0.12	0.26
(1,36)	1:A:101:GLY:H	2:B:97:THR:CG2	7	0.25	0.12	0.26
(1,36)	1:A:101:GLY:H	2:B:97:THR:H	7	0.25	0.12	0.26
(1,36)	1:A:101:GLY:H	2:B:97:THR:HA	7	0.25	0.12	0.26
(1,36)	1:A:101:GLY:H	2:B:97:THR:HB	7	0.25	0.12	0.26
(1,36)	1:A:101:GLY:H	2:B:97:THR:HG1	7	0.25	0.12	0.26
(1,36)	1:A:101:GLY:H	2:B:97:THR:HG21	7	0.25	0.12	0.26
(1,36)	1:A:101:GLY:H	2:B:97:THR:HG22	7	0.25	0.12	0.26
(1,36)	1:A:101:GLY:H	2:B:97:THR:HG23	7	0.25	0.12	0.26
(1,36)	1:A:101:GLY:H	2:B:97:THR:N	7	0.25	0.12	0.26
(1,36)	1:A:101:GLY:H	2:B:97:THR:O	7	0.25	0.12	0.26
(1,36)	1:A:101:GLY:H	2:B:97:THR:OG1	7	0.25	0.12	0.26
(1,36)	1:A:101:GLY:H	2:B:99:HIS:C	7	0.25	0.12	0.26
(1,36)	1:A:101:GLY:H	2:B:99:HIS:CA	7	0.25	0.12	0.26
(1,36)	1:A:101:GLY:H	2:B:99:HIS:CB	7	0.25	0.12	0.26
(1,36)	1:A:101:GLY:H	2:B:99:HIS:CD2	7	0.25	0.12	0.26
(1,36)	1:A:101:GLY:H	2:B:99:HIS:CE1	7	0.25	0.12	0.26
(1,36)	1:A:101:GLY:H	2:B:99:HIS:CG	7	0.25	0.12	0.26
(1,36)	1:A:101:GLY:H	2:B:99:HIS:H	7	0.25	0.12	0.26
(1,36)	1:A:101:GLY:H	2:B:99:HIS:HA	7	0.25	0.12	0.26
(1,36)	1:A:101:GLY:H	2:B:99:HIS:HB2	7	0.25	0.12	0.26
(1,36)	1:A:101:GLY:H	2:B:99:HIS:HB3	7	0.25	0.12	0.26
(1,36)	1:A:101:GLY:H	2:B:99:HIS:HD1	7	0.25	0.12	0.26
(1,36)	1:A:101:GLY:H	2:B:99:HIS:HD2	7	0.25	0.12	0.26
(1,36)	1:A:101:GLY:H	2:B:99:HIS:HE1	7	0.25	0.12	0.26
(1,36)	1:A:101:GLY:H	2:B:99:HIS:HE2	7	0.25	0.12	0.26
(1,36)	1:A:101:GLY:H	2:B:99:HIS:N	7	0.25	0.12	0.26
(1,36)	1:A:101:GLY:H	2:B:99:HIS:ND1	7	0.25	0.12	0.26
(1,36)	1:A:101:GLY:H	2:B:99:HIS:NE2	7	0.25	0.12	0.26
(1,36)	1:A:101:GLY:H	2:B:99:HIS:O	7	0.25	0.12	0.26
(1,36)	1:A:101:GLY:H	2:B:101:VAL:C	7	0.25	0.12	0.26
(1,36)	1:A:101:GLY:H	2:B:101:VAL:CA	7	0.25	0.12	0.26
(1,36)	1:A:101:GLY:H	2:B:101:VAL:CB	7	0.25	0.12	0.26
(1,36)	1:A:101:GLY:H	2:B:101:VAL:CG1	7	0.25	0.12	0.26
(1,36)	1:A:101:GLY:H	2:B:101:VAL:CG2	7	0.25	0.12	0.26
(1,36)	1:A:101:GLY:H	2:B:101:VAL:H	7	0.25	0.12	0.26
(1,36)	1:A:101:GLY:H	2:B:101:VAL:HA	7	0.25	0.12	0.26
(1,36)	1:A:101:GLY:H	2:B:101:VAL:HB	7	0.25	0.12	0.26

*Continued on next page...*

*Continued from previous page...*

Key	Atom-1	Atom-2	Models <sup>1</sup>	Mean (Å)	SD <sup>1</sup> (Å)	Median (Å)
(1,36)	1:A:101:GLY:H	2:B:101:VAL:HG11	7	0.25	0.12	0.26
(1,36)	1:A:101:GLY:H	2:B:101:VAL:HG12	7	0.25	0.12	0.26
(1,36)	1:A:101:GLY:H	2:B:101:VAL:HG13	7	0.25	0.12	0.26
(1,36)	1:A:101:GLY:H	2:B:101:VAL:HG21	7	0.25	0.12	0.26
(1,36)	1:A:101:GLY:H	2:B:101:VAL:HG22	7	0.25	0.12	0.26
(1,36)	1:A:101:GLY:H	2:B:101:VAL:HG23	7	0.25	0.12	0.26
(1,36)	1:A:101:GLY:H	2:B:101:VAL:N	7	0.25	0.12	0.26
(1,36)	1:A:101:GLY:H	2:B:101:VAL:O	7	0.25	0.12	0.26
(1,36)	1:A:101:GLY:HA2	2:B:75:ILE:C	7	0.25	0.12	0.26
(1,36)	1:A:101:GLY:HA2	2:B:75:ILE:CA	7	0.25	0.12	0.26
(1,36)	1:A:101:GLY:HA2	2:B:75:ILE:CB	7	0.25	0.12	0.26
(1,36)	1:A:101:GLY:HA2	2:B:75:ILE:CD1	7	0.25	0.12	0.26
(1,36)	1:A:101:GLY:HA2	2:B:75:ILE:CG1	7	0.25	0.12	0.26
(1,36)	1:A:101:GLY:HA2	2:B:75:ILE:CG2	7	0.25	0.12	0.26
(1,36)	1:A:101:GLY:HA2	2:B:75:ILE:H	7	0.25	0.12	0.26
(1,36)	1:A:101:GLY:HA2	2:B:75:ILE:HA	7	0.25	0.12	0.26
(1,36)	1:A:101:GLY:HA2	2:B:75:ILE:HB	7	0.25	0.12	0.26
(1,36)	1:A:101:GLY:HA2	2:B:75:ILE:HD11	7	0.25	0.12	0.26
(1,36)	1:A:101:GLY:HA2	2:B:75:ILE:HD12	7	0.25	0.12	0.26
(1,36)	1:A:101:GLY:HA2	2:B:75:ILE:HD13	7	0.25	0.12	0.26
(1,36)	1:A:101:GLY:HA2	2:B:75:ILE:HG12	7	0.25	0.12	0.26
(1,36)	1:A:101:GLY:HA2	2:B:75:ILE:HG13	7	0.25	0.12	0.26
(1,36)	1:A:101:GLY:HA2	2:B:75:ILE:HG21	7	0.25	0.12	0.26
(1,36)	1:A:101:GLY:HA2	2:B:75:ILE:HG22	7	0.25	0.12	0.26
(1,36)	1:A:101:GLY:HA2	2:B:75:ILE:HG23	7	0.25	0.12	0.26
(1,36)	1:A:101:GLY:HA2	2:B:75:ILE:N	7	0.25	0.12	0.26
(1,36)	1:A:101:GLY:HA2	2:B:75:ILE:O	7	0.25	0.12	0.26
(1,36)	1:A:101:GLY:HA2	2:B:77:ALA:C	7	0.25	0.12	0.26
(1,36)	1:A:101:GLY:HA2	2:B:77:ALA:CA	7	0.25	0.12	0.26
(1,36)	1:A:101:GLY:HA2	2:B:77:ALA:CB	7	0.25	0.12	0.26
(1,36)	1:A:101:GLY:HA2	2:B:77:ALA:H	7	0.25	0.12	0.26
(1,36)	1:A:101:GLY:HA2	2:B:77:ALA:HA	7	0.25	0.12	0.26
(1,36)	1:A:101:GLY:HA2	2:B:77:ALA:HB1	7	0.25	0.12	0.26
(1,36)	1:A:101:GLY:HA2	2:B:77:ALA:HB2	7	0.25	0.12	0.26
(1,36)	1:A:101:GLY:HA2	2:B:77:ALA:HB3	7	0.25	0.12	0.26
(1,36)	1:A:101:GLY:HA2	2:B:77:ALA:N	7	0.25	0.12	0.26
(1,36)	1:A:101:GLY:HA2	2:B:77:ALA:O	7	0.25	0.12	0.26
(1,36)	1:A:101:GLY:HA2	2:B:78:GLY:C	7	0.25	0.12	0.26
(1,36)	1:A:101:GLY:HA2	2:B:78:GLY:CA	7	0.25	0.12	0.26
(1,36)	1:A:101:GLY:HA2	2:B:78:GLY:H	7	0.25	0.12	0.26
(1,36)	1:A:101:GLY:HA2	2:B:78:GLY:HA2	7	0.25	0.12	0.26
(1,36)	1:A:101:GLY:HA2	2:B:78:GLY:HA3	7	0.25	0.12	0.26

*Continued on next page...*

*Continued from previous page...*

Key	Atom-1	Atom-2	Models <sup>1</sup>	Mean (Å)	SD <sup>1</sup> (Å)	Median (Å)
(1,36)	1:A:101:GLY:HA2	2:B:78:GLY:N	7	0.25	0.12	0.26
(1,36)	1:A:101:GLY:HA2	2:B:78:GLY:O	7	0.25	0.12	0.26
(1,36)	1:A:101:GLY:HA2	2:B:79:LYS:C	7	0.25	0.12	0.26
(1,36)	1:A:101:GLY:HA2	2:B:79:LYS:CA	7	0.25	0.12	0.26
(1,36)	1:A:101:GLY:HA2	2:B:79:LYS:CB	7	0.25	0.12	0.26
(1,36)	1:A:101:GLY:HA2	2:B:79:LYS:CD	7	0.25	0.12	0.26
(1,36)	1:A:101:GLY:HA2	2:B:79:LYS:CE	7	0.25	0.12	0.26
(1,36)	1:A:101:GLY:HA2	2:B:79:LYS:CG	7	0.25	0.12	0.26
(1,36)	1:A:101:GLY:HA2	2:B:79:LYS:H	7	0.25	0.12	0.26
(1,36)	1:A:101:GLY:HA2	2:B:79:LYS:HA	7	0.25	0.12	0.26
(1,36)	1:A:101:GLY:HA2	2:B:79:LYS:HB2	7	0.25	0.12	0.26
(1,36)	1:A:101:GLY:HA2	2:B:79:LYS:HB3	7	0.25	0.12	0.26
(1,36)	1:A:101:GLY:HA2	2:B:79:LYS:HD2	7	0.25	0.12	0.26
(1,36)	1:A:101:GLY:HA2	2:B:79:LYS:HD3	7	0.25	0.12	0.26
(1,36)	1:A:101:GLY:HA2	2:B:79:LYS:HE2	7	0.25	0.12	0.26
(1,36)	1:A:101:GLY:HA2	2:B:79:LYS:HE3	7	0.25	0.12	0.26
(1,36)	1:A:101:GLY:HA2	2:B:79:LYS:HG2	7	0.25	0.12	0.26
(1,36)	1:A:101:GLY:HA2	2:B:79:LYS:HG3	7	0.25	0.12	0.26
(1,36)	1:A:101:GLY:HA2	2:B:79:LYS:HZ1	7	0.25	0.12	0.26
(1,36)	1:A:101:GLY:HA2	2:B:79:LYS:HZ2	7	0.25	0.12	0.26
(1,36)	1:A:101:GLY:HA2	2:B:79:LYS:HZ3	7	0.25	0.12	0.26
(1,36)	1:A:101:GLY:HA2	2:B:79:LYS:N	7	0.25	0.12	0.26
(1,36)	1:A:101:GLY:HA2	2:B:79:LYS:NZ	7	0.25	0.12	0.26
(1,36)	1:A:101:GLY:HA2	2:B:79:LYS:O	7	0.25	0.12	0.26
(1,36)	1:A:101:GLY:HA2	2:B:80:ILE:C	7	0.25	0.12	0.26
(1,36)	1:A:101:GLY:HA2	2:B:80:ILE:CA	7	0.25	0.12	0.26
(1,36)	1:A:101:GLY:HA2	2:B:80:ILE:CB	7	0.25	0.12	0.26
(1,36)	1:A:101:GLY:HA2	2:B:80:ILE:CD1	7	0.25	0.12	0.26
(1,36)	1:A:101:GLY:HA2	2:B:80:ILE:CG1	7	0.25	0.12	0.26
(1,36)	1:A:101:GLY:HA2	2:B:80:ILE:CG2	7	0.25	0.12	0.26
(1,36)	1:A:101:GLY:HA2	2:B:80:ILE:H	7	0.25	0.12	0.26
(1,36)	1:A:101:GLY:HA2	2:B:80:ILE:HA	7	0.25	0.12	0.26
(1,36)	1:A:101:GLY:HA2	2:B:80:ILE:HB	7	0.25	0.12	0.26
(1,36)	1:A:101:GLY:HA2	2:B:80:ILE:HD11	7	0.25	0.12	0.26
(1,36)	1:A:101:GLY:HA2	2:B:80:ILE:HD12	7	0.25	0.12	0.26
(1,36)	1:A:101:GLY:HA2	2:B:80:ILE:HD13	7	0.25	0.12	0.26
(1,36)	1:A:101:GLY:HA2	2:B:80:ILE:HG12	7	0.25	0.12	0.26
(1,36)	1:A:101:GLY:HA2	2:B:80:ILE:HG13	7	0.25	0.12	0.26
(1,36)	1:A:101:GLY:HA2	2:B:80:ILE:HG21	7	0.25	0.12	0.26
(1,36)	1:A:101:GLY:HA2	2:B:80:ILE:HG22	7	0.25	0.12	0.26
(1,36)	1:A:101:GLY:HA2	2:B:80:ILE:HG23	7	0.25	0.12	0.26
(1,36)	1:A:101:GLY:HA2	2:B:80:ILE:N	7	0.25	0.12	0.26

*Continued on next page...*

*Continued from previous page...*

Key	Atom-1	Atom-2	Models <sup>1</sup>	Mean (Å)	SD <sup>1</sup> (Å)	Median (Å)
(1,36)	1:A:101:GLY:HA2	2:B:80:ILE:O	7	0.25	0.12	0.26
(1,36)	1:A:101:GLY:HA2	2:B:84:GLN:C	7	0.25	0.12	0.26
(1,36)	1:A:101:GLY:HA2	2:B:84:GLN:CA	7	0.25	0.12	0.26
(1,36)	1:A:101:GLY:HA2	2:B:84:GLN:CB	7	0.25	0.12	0.26
(1,36)	1:A:101:GLY:HA2	2:B:84:GLN:CD	7	0.25	0.12	0.26
(1,36)	1:A:101:GLY:HA2	2:B:84:GLN:CG	7	0.25	0.12	0.26
(1,36)	1:A:101:GLY:HA2	2:B:84:GLN:H	7	0.25	0.12	0.26
(1,36)	1:A:101:GLY:HA2	2:B:84:GLN:HA	7	0.25	0.12	0.26
(1,36)	1:A:101:GLY:HA2	2:B:84:GLN:HB2	7	0.25	0.12	0.26
(1,36)	1:A:101:GLY:HA2	2:B:84:GLN:HB3	7	0.25	0.12	0.26
(1,36)	1:A:101:GLY:HA2	2:B:84:GLN:HE21	7	0.25	0.12	0.26
(1,36)	1:A:101:GLY:HA2	2:B:84:GLN:HE22	7	0.25	0.12	0.26
(1,36)	1:A:101:GLY:HA2	2:B:84:GLN:HG2	7	0.25	0.12	0.26
(1,36)	1:A:101:GLY:HA2	2:B:84:GLN:HG3	7	0.25	0.12	0.26
(1,36)	1:A:101:GLY:HA2	2:B:84:GLN:N	7	0.25	0.12	0.26
(1,36)	1:A:101:GLY:HA2	2:B:84:GLN:NE2	7	0.25	0.12	0.26
(1,36)	1:A:101:GLY:HA2	2:B:84:GLN:O	7	0.25	0.12	0.26
(1,36)	1:A:101:GLY:HA2	2:B:84:GLN:OE1	7	0.25	0.12	0.26
(1,36)	1:A:101:GLY:HA2	2:B:97:THR:C	7	0.25	0.12	0.26
(1,36)	1:A:101:GLY:HA2	2:B:97:THR:CA	7	0.25	0.12	0.26
(1,36)	1:A:101:GLY:HA2	2:B:97:THR:CB	7	0.25	0.12	0.26
(1,36)	1:A:101:GLY:HA2	2:B:97:THR:CG2	7	0.25	0.12	0.26
(1,36)	1:A:101:GLY:HA2	2:B:97:THR:H	7	0.25	0.12	0.26
(1,36)	1:A:101:GLY:HA2	2:B:97:THR:HA	7	0.25	0.12	0.26
(1,36)	1:A:101:GLY:HA2	2:B:97:THR:HB	7	0.25	0.12	0.26
(1,36)	1:A:101:GLY:HA2	2:B:97:THR:HG1	7	0.25	0.12	0.26
(1,36)	1:A:101:GLY:HA2	2:B:97:THR:HG21	7	0.25	0.12	0.26
(1,36)	1:A:101:GLY:HA2	2:B:97:THR:HG22	7	0.25	0.12	0.26
(1,36)	1:A:101:GLY:HA2	2:B:97:THR:HG23	7	0.25	0.12	0.26
(1,36)	1:A:101:GLY:HA2	2:B:97:THR:N	7	0.25	0.12	0.26
(1,36)	1:A:101:GLY:HA2	2:B:97:THR:O	7	0.25	0.12	0.26
(1,36)	1:A:101:GLY:HA2	2:B:97:THR:OG1	7	0.25	0.12	0.26
(1,36)	1:A:101:GLY:HA2	2:B:99:HIS:C	7	0.25	0.12	0.26
(1,36)	1:A:101:GLY:HA2	2:B:99:HIS:CA	7	0.25	0.12	0.26
(1,36)	1:A:101:GLY:HA2	2:B:99:HIS:CB	7	0.25	0.12	0.26
(1,36)	1:A:101:GLY:HA2	2:B:99:HIS:CD2	7	0.25	0.12	0.26
(1,36)	1:A:101:GLY:HA2	2:B:99:HIS:CE1	7	0.25	0.12	0.26
(1,36)	1:A:101:GLY:HA2	2:B:99:HIS:CG	7	0.25	0.12	0.26
(1,36)	1:A:101:GLY:HA2	2:B:99:HIS:H	7	0.25	0.12	0.26
(1,36)	1:A:101:GLY:HA2	2:B:99:HIS:HA	7	0.25	0.12	0.26
(1,36)	1:A:101:GLY:HA2	2:B:99:HIS:HB2	7	0.25	0.12	0.26
(1,36)	1:A:101:GLY:HA2	2:B:99:HIS:HB3	7	0.25	0.12	0.26

*Continued on next page...*

*Continued from previous page...*

Key	Atom-1	Atom-2	Models <sup>1</sup>	Mean (Å)	SD <sup>1</sup> (Å)	Median (Å)
(1,36)	1:A:101:GLY:HA2	2:B:99:HIS:HD1	7	0.25	0.12	0.26
(1,36)	1:A:101:GLY:HA2	2:B:99:HIS:HD2	7	0.25	0.12	0.26
(1,36)	1:A:101:GLY:HA2	2:B:99:HIS:HE1	7	0.25	0.12	0.26
(1,36)	1:A:101:GLY:HA2	2:B:99:HIS:HE2	7	0.25	0.12	0.26
(1,36)	1:A:101:GLY:HA2	2:B:99:HIS:N	7	0.25	0.12	0.26
(1,36)	1:A:101:GLY:HA2	2:B:99:HIS:ND1	7	0.25	0.12	0.26
(1,36)	1:A:101:GLY:HA2	2:B:99:HIS:NE2	7	0.25	0.12	0.26
(1,36)	1:A:101:GLY:HA2	2:B:99:HIS:O	7	0.25	0.12	0.26
(1,36)	1:A:101:GLY:HA2	2:B:101:VAL:C	7	0.25	0.12	0.26
(1,36)	1:A:101:GLY:HA2	2:B:101:VAL:CA	7	0.25	0.12	0.26
(1,36)	1:A:101:GLY:HA2	2:B:101:VAL:CB	7	0.25	0.12	0.26
(1,36)	1:A:101:GLY:HA2	2:B:101:VAL:CG1	7	0.25	0.12	0.26
(1,36)	1:A:101:GLY:HA2	2:B:101:VAL:CG2	7	0.25	0.12	0.26
(1,36)	1:A:101:GLY:HA2	2:B:101:VAL:H	7	0.25	0.12	0.26
(1,36)	1:A:101:GLY:HA2	2:B:101:VAL:HA	7	0.25	0.12	0.26
(1,36)	1:A:101:GLY:HA2	2:B:101:VAL:HB	7	0.25	0.12	0.26
(1,36)	1:A:101:GLY:HA2	2:B:101:VAL:HG11	7	0.25	0.12	0.26
(1,36)	1:A:101:GLY:HA2	2:B:101:VAL:HG12	7	0.25	0.12	0.26
(1,36)	1:A:101:GLY:HA2	2:B:101:VAL:HG13	7	0.25	0.12	0.26
(1,36)	1:A:101:GLY:HA2	2:B:101:VAL:HG21	7	0.25	0.12	0.26
(1,36)	1:A:101:GLY:HA2	2:B:101:VAL:HG22	7	0.25	0.12	0.26
(1,36)	1:A:101:GLY:HA2	2:B:101:VAL:HG23	7	0.25	0.12	0.26
(1,36)	1:A:101:GLY:HA2	2:B:101:VAL:N	7	0.25	0.12	0.26
(1,36)	1:A:101:GLY:HA2	2:B:101:VAL:O	7	0.25	0.12	0.26
(1,36)	1:A:101:GLY:HA3	2:B:75:ILE:C	7	0.25	0.12	0.26
(1,36)	1:A:101:GLY:HA3	2:B:75:ILE:CA	7	0.25	0.12	0.26
(1,36)	1:A:101:GLY:HA3	2:B:75:ILE:CB	7	0.25	0.12	0.26
(1,36)	1:A:101:GLY:HA3	2:B:75:ILE:CD1	7	0.25	0.12	0.26
(1,36)	1:A:101:GLY:HA3	2:B:75:ILE:CG1	7	0.25	0.12	0.26
(1,36)	1:A:101:GLY:HA3	2:B:75:ILE:CG2	7	0.25	0.12	0.26
(1,36)	1:A:101:GLY:HA3	2:B:75:ILE:H	7	0.25	0.12	0.26
(1,36)	1:A:101:GLY:HA3	2:B:75:ILE:HA	7	0.25	0.12	0.26
(1,36)	1:A:101:GLY:HA3	2:B:75:ILE:HB	7	0.25	0.12	0.26
(1,36)	1:A:101:GLY:HA3	2:B:75:ILE:HD11	7	0.25	0.12	0.26
(1,36)	1:A:101:GLY:HA3	2:B:75:ILE:HD12	7	0.25	0.12	0.26
(1,36)	1:A:101:GLY:HA3	2:B:75:ILE:HD13	7	0.25	0.12	0.26
(1,36)	1:A:101:GLY:HA3	2:B:75:ILE:HG12	7	0.25	0.12	0.26
(1,36)	1:A:101:GLY:HA3	2:B:75:ILE:HG13	7	0.25	0.12	0.26
(1,36)	1:A:101:GLY:HA3	2:B:75:ILE:HG21	7	0.25	0.12	0.26
(1,36)	1:A:101:GLY:HA3	2:B:75:ILE:HG22	7	0.25	0.12	0.26
(1,36)	1:A:101:GLY:HA3	2:B:75:ILE:HG23	7	0.25	0.12	0.26
(1,36)	1:A:101:GLY:HA3	2:B:75:ILE:N	7	0.25	0.12	0.26

*Continued on next page...*

*Continued from previous page...*

Key	Atom-1	Atom-2	Models <sup>1</sup>	Mean (Å)	SD <sup>1</sup> (Å)	Median (Å)
(1,36)	1:A:101:GLY:HA3	2:B:75:ILE:O	7	0.25	0.12	0.26
(1,36)	1:A:101:GLY:HA3	2:B:77:ALA:C	7	0.25	0.12	0.26
(1,36)	1:A:101:GLY:HA3	2:B:77:ALA:CA	7	0.25	0.12	0.26
(1,36)	1:A:101:GLY:HA3	2:B:77:ALA:CB	7	0.25	0.12	0.26
(1,36)	1:A:101:GLY:HA3	2:B:77:ALA:H	7	0.25	0.12	0.26
(1,36)	1:A:101:GLY:HA3	2:B:77:ALA:HA	7	0.25	0.12	0.26
(1,36)	1:A:101:GLY:HA3	2:B:77:ALA:HB1	7	0.25	0.12	0.26
(1,36)	1:A:101:GLY:HA3	2:B:77:ALA:HB2	7	0.25	0.12	0.26
(1,36)	1:A:101:GLY:HA3	2:B:77:ALA:HB3	7	0.25	0.12	0.26
(1,36)	1:A:101:GLY:HA3	2:B:77:ALA:N	7	0.25	0.12	0.26
(1,36)	1:A:101:GLY:HA3	2:B:77:ALA:O	7	0.25	0.12	0.26
(1,36)	1:A:101:GLY:HA3	2:B:78:GLY:C	7	0.25	0.12	0.26
(1,36)	1:A:101:GLY:HA3	2:B:78:GLY:CA	7	0.25	0.12	0.26
(1,36)	1:A:101:GLY:HA3	2:B:78:GLY:H	7	0.25	0.12	0.26
(1,36)	1:A:101:GLY:HA3	2:B:78:GLY:HA2	7	0.25	0.12	0.26
(1,36)	1:A:101:GLY:HA3	2:B:78:GLY:HA3	7	0.25	0.12	0.26
(1,36)	1:A:101:GLY:HA3	2:B:78:GLY:N	7	0.25	0.12	0.26
(1,36)	1:A:101:GLY:HA3	2:B:78:GLY:O	7	0.25	0.12	0.26
(1,36)	1:A:101:GLY:HA3	2:B:79:LYS:C	7	0.25	0.12	0.26
(1,36)	1:A:101:GLY:HA3	2:B:79:LYS:CA	7	0.25	0.12	0.26
(1,36)	1:A:101:GLY:HA3	2:B:79:LYS:CB	7	0.25	0.12	0.26
(1,36)	1:A:101:GLY:HA3	2:B:79:LYS:CD	7	0.25	0.12	0.26
(1,36)	1:A:101:GLY:HA3	2:B:79:LYS:CE	7	0.25	0.12	0.26
(1,36)	1:A:101:GLY:HA3	2:B:79:LYS:CG	7	0.25	0.12	0.26
(1,36)	1:A:101:GLY:HA3	2:B:79:LYS:H	7	0.25	0.12	0.26
(1,36)	1:A:101:GLY:HA3	2:B:79:LYS:HA	7	0.25	0.12	0.26
(1,36)	1:A:101:GLY:HA3	2:B:79:LYS:HB2	7	0.25	0.12	0.26
(1,36)	1:A:101:GLY:HA3	2:B:79:LYS:HB3	7	0.25	0.12	0.26
(1,36)	1:A:101:GLY:HA3	2:B:79:LYS:HD2	7	0.25	0.12	0.26
(1,36)	1:A:101:GLY:HA3	2:B:79:LYS:HD3	7	0.25	0.12	0.26
(1,36)	1:A:101:GLY:HA3	2:B:79:LYS:HE2	7	0.25	0.12	0.26
(1,36)	1:A:101:GLY:HA3	2:B:79:LYS:HE3	7	0.25	0.12	0.26
(1,36)	1:A:101:GLY:HA3	2:B:79:LYS:HG2	7	0.25	0.12	0.26
(1,36)	1:A:101:GLY:HA3	2:B:79:LYS:HG3	7	0.25	0.12	0.26
(1,36)	1:A:101:GLY:HA3	2:B:79:LYS:HZ1	7	0.25	0.12	0.26
(1,36)	1:A:101:GLY:HA3	2:B:79:LYS:HZ2	7	0.25	0.12	0.26
(1,36)	1:A:101:GLY:HA3	2:B:79:LYS:HZ3	7	0.25	0.12	0.26
(1,36)	1:A:101:GLY:HA3	2:B:79:LYS:N	7	0.25	0.12	0.26
(1,36)	1:A:101:GLY:HA3	2:B:79:LYS:NZ	7	0.25	0.12	0.26
(1,36)	1:A:101:GLY:HA3	2:B:79:LYS:O	7	0.25	0.12	0.26
(1,36)	1:A:101:GLY:HA3	2:B:80:ILE:C	7	0.25	0.12	0.26
(1,36)	1:A:101:GLY:HA3	2:B:80:ILE:CA	7	0.25	0.12	0.26

*Continued on next page...*

Continued from previous page...

Key	Atom-1	Atom-2	Models <sup>1</sup>	Mean (Å)	SD <sup>1</sup> (Å)	Median (Å)
(1,36)	1:A:101:GLY:HA3	2:B:80:ILE:CB	7	0.25	0.12	0.26
(1,36)	1:A:101:GLY:HA3	2:B:80:ILE:CD1	7	0.25	0.12	0.26
(1,36)	1:A:101:GLY:HA3	2:B:80:ILE:CG1	7	0.25	0.12	0.26
(1,36)	1:A:101:GLY:HA3	2:B:80:ILE:CG2	7	0.25	0.12	0.26
(1,36)	1:A:101:GLY:HA3	2:B:80:ILE:H	7	0.25	0.12	0.26
(1,36)	1:A:101:GLY:HA3	2:B:80:ILE:HA	7	0.25	0.12	0.26
(1,36)	1:A:101:GLY:HA3	2:B:80:ILE:HB	7	0.25	0.12	0.26
(1,36)	1:A:101:GLY:HA3	2:B:80:ILE:HD11	7	0.25	0.12	0.26
(1,36)	1:A:101:GLY:HA3	2:B:80:ILE:HD12	7	0.25	0.12	0.26
(1,36)	1:A:101:GLY:HA3	2:B:80:ILE:HD13	7	0.25	0.12	0.26
(1,36)	1:A:101:GLY:HA3	2:B:80:ILE:HG12	7	0.25	0.12	0.26
(1,36)	1:A:101:GLY:HA3	2:B:80:ILE:HG13	7	0.25	0.12	0.26
(1,36)	1:A:101:GLY:HA3	2:B:80:ILE:HG21	7	0.25	0.12	0.26
(1,36)	1:A:101:GLY:HA3	2:B:80:ILE:HG22	7	0.25	0.12	0.26
(1,36)	1:A:101:GLY:HA3	2:B:80:ILE:HG23	7	0.25	0.12	0.26
(1,36)	1:A:101:GLY:HA3	2:B:80:ILE:N	7	0.25	0.12	0.26
(1,36)	1:A:101:GLY:HA3	2:B:80:ILE:O	7	0.25	0.12	0.26
(1,36)	1:A:101:GLY:HA3	2:B:84:GLN:C	7	0.25	0.12	0.26
(1,36)	1:A:101:GLY:HA3	2:B:84:GLN:CA	7	0.25	0.12	0.26
(1,36)	1:A:101:GLY:HA3	2:B:84:GLN:CB	7	0.25	0.12	0.26
(1,36)	1:A:101:GLY:HA3	2:B:84:GLN:CD	7	0.25	0.12	0.26
(1,36)	1:A:101:GLY:HA3	2:B:84:GLN:CG	7	0.25	0.12	0.26
(1,36)	1:A:101:GLY:HA3	2:B:84:GLN:H	7	0.25	0.12	0.26
(1,36)	1:A:101:GLY:HA3	2:B:84:GLN:HA	7	0.25	0.12	0.26
(1,36)	1:A:101:GLY:HA3	2:B:84:GLN:HB2	7	0.25	0.12	0.26
(1,36)	1:A:101:GLY:HA3	2:B:84:GLN:HB3	7	0.25	0.12	0.26
(1,36)	1:A:101:GLY:HA3	2:B:84:GLN:HE21	7	0.25	0.12	0.26
(1,36)	1:A:101:GLY:HA3	2:B:84:GLN:HE22	7	0.25	0.12	0.26
(1,36)	1:A:101:GLY:HA3	2:B:84:GLN:HG2	7	0.25	0.12	0.26
(1,36)	1:A:101:GLY:HA3	2:B:84:GLN:HG3	7	0.25	0.12	0.26
(1,36)	1:A:101:GLY:HA3	2:B:84:GLN:N	7	0.25	0.12	0.26
(1,36)	1:A:101:GLY:HA3	2:B:84:GLN:NE2	7	0.25	0.12	0.26
(1,36)	1:A:101:GLY:HA3	2:B:84:GLN:O	7	0.25	0.12	0.26
(1,36)	1:A:101:GLY:HA3	2:B:84:GLN:OE1	7	0.25	0.12	0.26
(1,36)	1:A:101:GLY:HA3	2:B:97:THR:C	7	0.25	0.12	0.26
(1,36)	1:A:101:GLY:HA3	2:B:97:THR:CA	7	0.25	0.12	0.26
(1,36)	1:A:101:GLY:HA3	2:B:97:THR:CB	7	0.25	0.12	0.26
(1,36)	1:A:101:GLY:HA3	2:B:97:THR:CG2	7	0.25	0.12	0.26
(1,36)	1:A:101:GLY:HA3	2:B:97:THR:H	7	0.25	0.12	0.26
(1,36)	1:A:101:GLY:HA3	2:B:97:THR:HA	7	0.25	0.12	0.26
(1,36)	1:A:101:GLY:HA3	2:B:97:THR:HB	7	0.25	0.12	0.26
(1,36)	1:A:101:GLY:HA3	2:B:97:THR:HG1	7	0.25	0.12	0.26

Continued on next page...

*Continued from previous page...*

Key	Atom-1	Atom-2	Models <sup>1</sup>	Mean (Å)	SD <sup>1</sup> (Å)	Median (Å)
(1,36)	1:A:101:GLY:HA3	2:B:97:THR:HG21	7	0.25	0.12	0.26
(1,36)	1:A:101:GLY:HA3	2:B:97:THR:HG22	7	0.25	0.12	0.26
(1,36)	1:A:101:GLY:HA3	2:B:97:THR:HG23	7	0.25	0.12	0.26
(1,36)	1:A:101:GLY:HA3	2:B:97:THR:N	7	0.25	0.12	0.26
(1,36)	1:A:101:GLY:HA3	2:B:97:THR:O	7	0.25	0.12	0.26
(1,36)	1:A:101:GLY:HA3	2:B:97:THR:OG1	7	0.25	0.12	0.26
(1,36)	1:A:101:GLY:HA3	2:B:99:HIS:C	7	0.25	0.12	0.26
(1,36)	1:A:101:GLY:HA3	2:B:99:HIS:CA	7	0.25	0.12	0.26
(1,36)	1:A:101:GLY:HA3	2:B:99:HIS:CB	7	0.25	0.12	0.26
(1,36)	1:A:101:GLY:HA3	2:B:99:HIS:CD2	7	0.25	0.12	0.26
(1,36)	1:A:101:GLY:HA3	2:B:99:HIS:CE1	7	0.25	0.12	0.26
(1,36)	1:A:101:GLY:HA3	2:B:99:HIS:CG	7	0.25	0.12	0.26
(1,36)	1:A:101:GLY:HA3	2:B:99:HIS:H	7	0.25	0.12	0.26
(1,36)	1:A:101:GLY:HA3	2:B:99:HIS:HA	7	0.25	0.12	0.26
(1,36)	1:A:101:GLY:HA3	2:B:99:HIS:HB2	7	0.25	0.12	0.26
(1,36)	1:A:101:GLY:HA3	2:B:99:HIS:HB3	7	0.25	0.12	0.26
(1,36)	1:A:101:GLY:HA3	2:B:99:HIS:HD1	7	0.25	0.12	0.26
(1,36)	1:A:101:GLY:HA3	2:B:99:HIS:HD2	7	0.25	0.12	0.26
(1,36)	1:A:101:GLY:HA3	2:B:99:HIS:HE1	7	0.25	0.12	0.26
(1,36)	1:A:101:GLY:HA3	2:B:99:HIS:HE2	7	0.25	0.12	0.26
(1,36)	1:A:101:GLY:HA3	2:B:99:HIS:N	7	0.25	0.12	0.26
(1,36)	1:A:101:GLY:HA3	2:B:99:HIS:ND1	7	0.25	0.12	0.26
(1,36)	1:A:101:GLY:HA3	2:B:99:HIS:NE2	7	0.25	0.12	0.26
(1,36)	1:A:101:GLY:HA3	2:B:99:HIS:O	7	0.25	0.12	0.26
(1,36)	1:A:101:GLY:HA3	2:B:101:VAL:C	7	0.25	0.12	0.26
(1,36)	1:A:101:GLY:HA3	2:B:101:VAL:CA	7	0.25	0.12	0.26
(1,36)	1:A:101:GLY:HA3	2:B:101:VAL:CB	7	0.25	0.12	0.26
(1,36)	1:A:101:GLY:HA3	2:B:101:VAL:CG1	7	0.25	0.12	0.26
(1,36)	1:A:101:GLY:HA3	2:B:101:VAL:CG2	7	0.25	0.12	0.26
(1,36)	1:A:101:GLY:HA3	2:B:101:VAL:H	7	0.25	0.12	0.26
(1,36)	1:A:101:GLY:HA3	2:B:101:VAL:HA	7	0.25	0.12	0.26
(1,36)	1:A:101:GLY:HA3	2:B:101:VAL:HB	7	0.25	0.12	0.26
(1,36)	1:A:101:GLY:HA3	2:B:101:VAL:HG11	7	0.25	0.12	0.26
(1,36)	1:A:101:GLY:HA3	2:B:101:VAL:HG12	7	0.25	0.12	0.26
(1,36)	1:A:101:GLY:HA3	2:B:101:VAL:HG13	7	0.25	0.12	0.26
(1,36)	1:A:101:GLY:HA3	2:B:101:VAL:HG21	7	0.25	0.12	0.26
(1,36)	1:A:101:GLY:HA3	2:B:101:VAL:HG22	7	0.25	0.12	0.26
(1,36)	1:A:101:GLY:HA3	2:B:101:VAL:HG23	7	0.25	0.12	0.26
(1,36)	1:A:101:GLY:HA3	2:B:101:VAL:N	7	0.25	0.12	0.26
(1,36)	1:A:101:GLY:HA3	2:B:101:VAL:O	7	0.25	0.12	0.26
(1,36)	1:A:101:GLY:N	2:B:75:ILE:C	7	0.25	0.12	0.26
(1,36)	1:A:101:GLY:N	2:B:75:ILE:CA	7	0.25	0.12	0.26

*Continued on next page...*



*Continued from previous page...*

Key	Atom-1	Atom-2	Models <sup>1</sup>	Mean (Å)	SD <sup>1</sup> (Å)	Median (Å)
(1,36)	1:A:101:GLY:N	2:B:75:ILE:CB	7	0.25	0.12	0.26
(1,36)	1:A:101:GLY:N	2:B:75:ILE:CD1	7	0.25	0.12	0.26
(1,36)	1:A:101:GLY:N	2:B:75:ILE:CG1	7	0.25	0.12	0.26
(1,36)	1:A:101:GLY:N	2:B:75:ILE:CG2	7	0.25	0.12	0.26
(1,36)	1:A:101:GLY:N	2:B:75:ILE:H	7	0.25	0.12	0.26
(1,36)	1:A:101:GLY:N	2:B:75:ILE:HA	7	0.25	0.12	0.26
(1,36)	1:A:101:GLY:N	2:B:75:ILE:HB	7	0.25	0.12	0.26
(1,36)	1:A:101:GLY:N	2:B:75:ILE:HD11	7	0.25	0.12	0.26
(1,36)	1:A:101:GLY:N	2:B:75:ILE:HD12	7	0.25	0.12	0.26
(1,36)	1:A:101:GLY:N	2:B:75:ILE:HD13	7	0.25	0.12	0.26
(1,36)	1:A:101:GLY:N	2:B:75:ILE:HG12	7	0.25	0.12	0.26
(1,36)	1:A:101:GLY:N	2:B:75:ILE:HG13	7	0.25	0.12	0.26
(1,36)	1:A:101:GLY:N	2:B:75:ILE:HG21	7	0.25	0.12	0.26
(1,36)	1:A:101:GLY:N	2:B:75:ILE:HG22	7	0.25	0.12	0.26
(1,36)	1:A:101:GLY:N	2:B:75:ILE:HG23	7	0.25	0.12	0.26
(1,36)	1:A:101:GLY:N	2:B:75:ILE:N	7	0.25	0.12	0.26
(1,36)	1:A:101:GLY:N	2:B:75:ILE:O	7	0.25	0.12	0.26
(1,36)	1:A:101:GLY:N	2:B:77:ALA:C	7	0.25	0.12	0.26
(1,36)	1:A:101:GLY:N	2:B:77:ALA:CA	7	0.25	0.12	0.26
(1,36)	1:A:101:GLY:N	2:B:77:ALA:CB	7	0.25	0.12	0.26
(1,36)	1:A:101:GLY:N	2:B:77:ALA:H	7	0.25	0.12	0.26
(1,36)	1:A:101:GLY:N	2:B:77:ALA:HA	7	0.25	0.12	0.26
(1,36)	1:A:101:GLY:N	2:B:77:ALA:HB1	7	0.25	0.12	0.26
(1,36)	1:A:101:GLY:N	2:B:77:ALA:HB2	7	0.25	0.12	0.26
(1,36)	1:A:101:GLY:N	2:B:77:ALA:HB3	7	0.25	0.12	0.26
(1,36)	1:A:101:GLY:N	2:B:77:ALA:N	7	0.25	0.12	0.26
(1,36)	1:A:101:GLY:N	2:B:77:ALA:O	7	0.25	0.12	0.26
(1,36)	1:A:101:GLY:N	2:B:78:GLY:C	7	0.25	0.12	0.26
(1,36)	1:A:101:GLY:N	2:B:78:GLY:CA	7	0.25	0.12	0.26
(1,36)	1:A:101:GLY:N	2:B:78:GLY:H	7	0.25	0.12	0.26
(1,36)	1:A:101:GLY:N	2:B:78:GLY:HA2	7	0.25	0.12	0.26
(1,36)	1:A:101:GLY:N	2:B:78:GLY:HA3	7	0.25	0.12	0.26
(1,36)	1:A:101:GLY:N	2:B:78:GLY:N	7	0.25	0.12	0.26
(1,36)	1:A:101:GLY:N	2:B:78:GLY:O	7	0.25	0.12	0.26
(1,36)	1:A:101:GLY:N	2:B:79:LYS:C	7	0.25	0.12	0.26
(1,36)	1:A:101:GLY:N	2:B:79:LYS:CA	7	0.25	0.12	0.26
(1,36)	1:A:101:GLY:N	2:B:79:LYS:CB	7	0.25	0.12	0.26
(1,36)	1:A:101:GLY:N	2:B:79:LYS:CD	7	0.25	0.12	0.26
(1,36)	1:A:101:GLY:N	2:B:79:LYS:CE	7	0.25	0.12	0.26
(1,36)	1:A:101:GLY:N	2:B:79:LYS:CG	7	0.25	0.12	0.26
(1,36)	1:A:101:GLY:N	2:B:79:LYS:H	7	0.25	0.12	0.26
(1,36)	1:A:101:GLY:N	2:B:79:LYS:HA	7	0.25	0.12	0.26

*Continued on next page...*

*Continued from previous page...*

Key	Atom-1	Atom-2	Models <sup>1</sup>	Mean (Å)	SD <sup>1</sup> (Å)	Median (Å)
(1,36)	1:A:101:GLY:N	2:B:79:LYS:HB2	7	0.25	0.12	0.26
(1,36)	1:A:101:GLY:N	2:B:79:LYS:HB3	7	0.25	0.12	0.26
(1,36)	1:A:101:GLY:N	2:B:79:LYS:HD2	7	0.25	0.12	0.26
(1,36)	1:A:101:GLY:N	2:B:79:LYS:HD3	7	0.25	0.12	0.26
(1,36)	1:A:101:GLY:N	2:B:79:LYS:HE2	7	0.25	0.12	0.26
(1,36)	1:A:101:GLY:N	2:B:79:LYS:HE3	7	0.25	0.12	0.26
(1,36)	1:A:101:GLY:N	2:B:79:LYS:HG2	7	0.25	0.12	0.26
(1,36)	1:A:101:GLY:N	2:B:79:LYS:HG3	7	0.25	0.12	0.26
(1,36)	1:A:101:GLY:N	2:B:79:LYS:HZ1	7	0.25	0.12	0.26
(1,36)	1:A:101:GLY:N	2:B:79:LYS:HZ2	7	0.25	0.12	0.26
(1,36)	1:A:101:GLY:N	2:B:79:LYS:HZ3	7	0.25	0.12	0.26
(1,36)	1:A:101:GLY:N	2:B:79:LYS:N	7	0.25	0.12	0.26
(1,36)	1:A:101:GLY:N	2:B:79:LYS:NZ	7	0.25	0.12	0.26
(1,36)	1:A:101:GLY:N	2:B:79:LYS:O	7	0.25	0.12	0.26
(1,36)	1:A:101:GLY:N	2:B:80:ILE:C	7	0.25	0.12	0.26
(1,36)	1:A:101:GLY:N	2:B:80:ILE:CA	7	0.25	0.12	0.26
(1,36)	1:A:101:GLY:N	2:B:80:ILE:CB	7	0.25	0.12	0.26
(1,36)	1:A:101:GLY:N	2:B:80:ILE:CD1	7	0.25	0.12	0.26
(1,36)	1:A:101:GLY:N	2:B:80:ILE:CG1	7	0.25	0.12	0.26
(1,36)	1:A:101:GLY:N	2:B:80:ILE:CG2	7	0.25	0.12	0.26
(1,36)	1:A:101:GLY:N	2:B:80:ILE:H	7	0.25	0.12	0.26
(1,36)	1:A:101:GLY:N	2:B:80:ILE:HA	7	0.25	0.12	0.26
(1,36)	1:A:101:GLY:N	2:B:80:ILE:HB	7	0.25	0.12	0.26
(1,36)	1:A:101:GLY:N	2:B:80:ILE:HD11	7	0.25	0.12	0.26
(1,36)	1:A:101:GLY:N	2:B:80:ILE:HD12	7	0.25	0.12	0.26
(1,36)	1:A:101:GLY:N	2:B:80:ILE:HD13	7	0.25	0.12	0.26
(1,36)	1:A:101:GLY:N	2:B:80:ILE:HG12	7	0.25	0.12	0.26
(1,36)	1:A:101:GLY:N	2:B:80:ILE:HG13	7	0.25	0.12	0.26
(1,36)	1:A:101:GLY:N	2:B:80:ILE:HG21	7	0.25	0.12	0.26
(1,36)	1:A:101:GLY:N	2:B:80:ILE:HG22	7	0.25	0.12	0.26
(1,36)	1:A:101:GLY:N	2:B:80:ILE:HG23	7	0.25	0.12	0.26
(1,36)	1:A:101:GLY:N	2:B:80:ILE:N	7	0.25	0.12	0.26
(1,36)	1:A:101:GLY:N	2:B:80:ILE:O	7	0.25	0.12	0.26
(1,36)	1:A:101:GLY:N	2:B:84:GLN:C	7	0.25	0.12	0.26
(1,36)	1:A:101:GLY:N	2:B:84:GLN:CA	7	0.25	0.12	0.26
(1,36)	1:A:101:GLY:N	2:B:84:GLN:CB	7	0.25	0.12	0.26
(1,36)	1:A:101:GLY:N	2:B:84:GLN:CD	7	0.25	0.12	0.26
(1,36)	1:A:101:GLY:N	2:B:84:GLN:CG	7	0.25	0.12	0.26
(1,36)	1:A:101:GLY:N	2:B:84:GLN:H	7	0.25	0.12	0.26
(1,36)	1:A:101:GLY:N	2:B:84:GLN:HA	7	0.25	0.12	0.26
(1,36)	1:A:101:GLY:N	2:B:84:GLN:HB2	7	0.25	0.12	0.26
(1,36)	1:A:101:GLY:N	2:B:84:GLN:HB3	7	0.25	0.12	0.26

*Continued on next page...*

*Continued from previous page...*

Key	Atom-1	Atom-2	Models <sup>1</sup>	Mean (Å)	SD <sup>1</sup> (Å)	Median (Å)
(1,36)	1:A:101:GLY:N	2:B:84:GLN:HE21	7	0.25	0.12	0.26
(1,36)	1:A:101:GLY:N	2:B:84:GLN:HE22	7	0.25	0.12	0.26
(1,36)	1:A:101:GLY:N	2:B:84:GLN:HG2	7	0.25	0.12	0.26
(1,36)	1:A:101:GLY:N	2:B:84:GLN:HG3	7	0.25	0.12	0.26
(1,36)	1:A:101:GLY:N	2:B:84:GLN:N	7	0.25	0.12	0.26
(1,36)	1:A:101:GLY:N	2:B:84:GLN:NE2	7	0.25	0.12	0.26
(1,36)	1:A:101:GLY:N	2:B:84:GLN:O	7	0.25	0.12	0.26
(1,36)	1:A:101:GLY:N	2:B:84:GLN:OE1	7	0.25	0.12	0.26
(1,36)	1:A:101:GLY:N	2:B:97:THR:C	7	0.25	0.12	0.26
(1,36)	1:A:101:GLY:N	2:B:97:THR:CA	7	0.25	0.12	0.26
(1,36)	1:A:101:GLY:N	2:B:97:THR:CB	7	0.25	0.12	0.26
(1,36)	1:A:101:GLY:N	2:B:97:THR:CG2	7	0.25	0.12	0.26
(1,36)	1:A:101:GLY:N	2:B:97:THR:H	7	0.25	0.12	0.26
(1,36)	1:A:101:GLY:N	2:B:97:THR:HA	7	0.25	0.12	0.26
(1,36)	1:A:101:GLY:N	2:B:97:THR:HB	7	0.25	0.12	0.26
(1,36)	1:A:101:GLY:N	2:B:97:THR:HG1	7	0.25	0.12	0.26
(1,36)	1:A:101:GLY:N	2:B:97:THR:HG21	7	0.25	0.12	0.26
(1,36)	1:A:101:GLY:N	2:B:97:THR:HG22	7	0.25	0.12	0.26
(1,36)	1:A:101:GLY:N	2:B:97:THR:HG23	7	0.25	0.12	0.26
(1,36)	1:A:101:GLY:N	2:B:97:THR:N	7	0.25	0.12	0.26
(1,36)	1:A:101:GLY:N	2:B:97:THR:O	7	0.25	0.12	0.26
(1,36)	1:A:101:GLY:N	2:B:97:THR:OG1	7	0.25	0.12	0.26
(1,36)	1:A:101:GLY:N	2:B:99:HIS:C	7	0.25	0.12	0.26
(1,36)	1:A:101:GLY:N	2:B:99:HIS:CA	7	0.25	0.12	0.26
(1,36)	1:A:101:GLY:N	2:B:99:HIS:CB	7	0.25	0.12	0.26
(1,36)	1:A:101:GLY:N	2:B:99:HIS:CD2	7	0.25	0.12	0.26
(1,36)	1:A:101:GLY:N	2:B:99:HIS:CE1	7	0.25	0.12	0.26
(1,36)	1:A:101:GLY:N	2:B:99:HIS:CG	7	0.25	0.12	0.26
(1,36)	1:A:101:GLY:N	2:B:99:HIS:H	7	0.25	0.12	0.26
(1,36)	1:A:101:GLY:N	2:B:99:HIS:HA	7	0.25	0.12	0.26
(1,36)	1:A:101:GLY:N	2:B:99:HIS:HB2	7	0.25	0.12	0.26
(1,36)	1:A:101:GLY:N	2:B:99:HIS:HB3	7	0.25	0.12	0.26
(1,36)	1:A:101:GLY:N	2:B:99:HIS:HD1	7	0.25	0.12	0.26
(1,36)	1:A:101:GLY:N	2:B:99:HIS:HD2	7	0.25	0.12	0.26
(1,36)	1:A:101:GLY:N	2:B:99:HIS:HE1	7	0.25	0.12	0.26
(1,36)	1:A:101:GLY:N	2:B:99:HIS:HE2	7	0.25	0.12	0.26
(1,36)	1:A:101:GLY:N	2:B:99:HIS:N	7	0.25	0.12	0.26
(1,36)	1:A:101:GLY:N	2:B:99:HIS:ND1	7	0.25	0.12	0.26
(1,36)	1:A:101:GLY:N	2:B:99:HIS:NE2	7	0.25	0.12	0.26
(1,36)	1:A:101:GLY:N	2:B:99:HIS:O	7	0.25	0.12	0.26
(1,36)	1:A:101:GLY:N	2:B:101:VAL:C	7	0.25	0.12	0.26
(1,36)	1:A:101:GLY:N	2:B:101:VAL:CA	7	0.25	0.12	0.26

*Continued on next page...*

*Continued from previous page...*

Key	Atom-1	Atom-2	Models <sup>1</sup>	Mean (Å)	SD <sup>1</sup> (Å)	Median (Å)
(1,36)	1:A:101:GLY:N	2:B:101:VAL:CB	7	0.25	0.12	0.26
(1,36)	1:A:101:GLY:N	2:B:101:VAL:CG1	7	0.25	0.12	0.26
(1,36)	1:A:101:GLY:N	2:B:101:VAL:CG2	7	0.25	0.12	0.26
(1,36)	1:A:101:GLY:N	2:B:101:VAL:H	7	0.25	0.12	0.26
(1,36)	1:A:101:GLY:N	2:B:101:VAL:HA	7	0.25	0.12	0.26
(1,36)	1:A:101:GLY:N	2:B:101:VAL:HB	7	0.25	0.12	0.26
(1,36)	1:A:101:GLY:N	2:B:101:VAL:HG11	7	0.25	0.12	0.26
(1,36)	1:A:101:GLY:N	2:B:101:VAL:HG12	7	0.25	0.12	0.26
(1,36)	1:A:101:GLY:N	2:B:101:VAL:HG13	7	0.25	0.12	0.26
(1,36)	1:A:101:GLY:N	2:B:101:VAL:HG21	7	0.25	0.12	0.26
(1,36)	1:A:101:GLY:N	2:B:101:VAL:HG22	7	0.25	0.12	0.26
(1,36)	1:A:101:GLY:N	2:B:101:VAL:HG23	7	0.25	0.12	0.26
(1,36)	1:A:101:GLY:N	2:B:101:VAL:N	7	0.25	0.12	0.26
(1,36)	1:A:101:GLY:N	2:B:101:VAL:O	7	0.25	0.12	0.26
(1,36)	1:A:101:GLY:O	2:B:75:ILE:C	7	0.25	0.12	0.26
(1,36)	1:A:101:GLY:O	2:B:75:ILE:CA	7	0.25	0.12	0.26
(1,36)	1:A:101:GLY:O	2:B:75:ILE:CB	7	0.25	0.12	0.26
(1,36)	1:A:101:GLY:O	2:B:75:ILE:CD1	7	0.25	0.12	0.26
(1,36)	1:A:101:GLY:O	2:B:75:ILE:CG1	7	0.25	0.12	0.26
(1,36)	1:A:101:GLY:O	2:B:75:ILE:CG2	7	0.25	0.12	0.26
(1,36)	1:A:101:GLY:O	2:B:75:ILE:H	7	0.25	0.12	0.26
(1,36)	1:A:101:GLY:O	2:B:75:ILE:HA	7	0.25	0.12	0.26
(1,36)	1:A:101:GLY:O	2:B:75:ILE:HB	7	0.25	0.12	0.26
(1,36)	1:A:101:GLY:O	2:B:75:ILE:HD11	7	0.25	0.12	0.26
(1,36)	1:A:101:GLY:O	2:B:75:ILE:HD12	7	0.25	0.12	0.26
(1,36)	1:A:101:GLY:O	2:B:75:ILE:HD13	7	0.25	0.12	0.26
(1,36)	1:A:101:GLY:O	2:B:75:ILE:HG12	7	0.25	0.12	0.26
(1,36)	1:A:101:GLY:O	2:B:75:ILE:HG13	7	0.25	0.12	0.26
(1,36)	1:A:101:GLY:O	2:B:75:ILE:HG21	7	0.25	0.12	0.26
(1,36)	1:A:101:GLY:O	2:B:75:ILE:HG22	7	0.25	0.12	0.26
(1,36)	1:A:101:GLY:O	2:B:75:ILE:HG23	7	0.25	0.12	0.26
(1,36)	1:A:101:GLY:O	2:B:75:ILE:N	7	0.25	0.12	0.26
(1,36)	1:A:101:GLY:O	2:B:75:ILE:O	7	0.25	0.12	0.26
(1,36)	1:A:101:GLY:O	2:B:77:ALA:C	7	0.25	0.12	0.26
(1,36)	1:A:101:GLY:O	2:B:77:ALA:CA	7	0.25	0.12	0.26
(1,36)	1:A:101:GLY:O	2:B:77:ALA:CB	7	0.25	0.12	0.26
(1,36)	1:A:101:GLY:O	2:B:77:ALA:H	7	0.25	0.12	0.26
(1,36)	1:A:101:GLY:O	2:B:77:ALA:HA	7	0.25	0.12	0.26
(1,36)	1:A:101:GLY:O	2:B:77:ALA:HB1	7	0.25	0.12	0.26
(1,36)	1:A:101:GLY:O	2:B:77:ALA:HB2	7	0.25	0.12	0.26
(1,36)	1:A:101:GLY:O	2:B:77:ALA:HB3	7	0.25	0.12	0.26
(1,36)	1:A:101:GLY:O	2:B:77:ALA:N	7	0.25	0.12	0.26

*Continued on next page...*

*Continued from previous page...*

Key	Atom-1	Atom-2	Models <sup>1</sup>	Mean (Å)	SD <sup>1</sup> (Å)	Median (Å)
(1,36)	1:A:101:GLY:O	2:B:77:ALA:O	7	0.25	0.12	0.26
(1,36)	1:A:101:GLY:O	2:B:78:GLY:C	7	0.25	0.12	0.26
(1,36)	1:A:101:GLY:O	2:B:78:GLY:CA	7	0.25	0.12	0.26
(1,36)	1:A:101:GLY:O	2:B:78:GLY:H	7	0.25	0.12	0.26
(1,36)	1:A:101:GLY:O	2:B:78:GLY:HA2	7	0.25	0.12	0.26
(1,36)	1:A:101:GLY:O	2:B:78:GLY:HA3	7	0.25	0.12	0.26
(1,36)	1:A:101:GLY:O	2:B:78:GLY:N	7	0.25	0.12	0.26
(1,36)	1:A:101:GLY:O	2:B:78:GLY:O	7	0.25	0.12	0.26
(1,36)	1:A:101:GLY:O	2:B:79:LYS:C	7	0.25	0.12	0.26
(1,36)	1:A:101:GLY:O	2:B:79:LYS:CA	7	0.25	0.12	0.26
(1,36)	1:A:101:GLY:O	2:B:79:LYS:CB	7	0.25	0.12	0.26
(1,36)	1:A:101:GLY:O	2:B:79:LYS:CD	7	0.25	0.12	0.26
(1,36)	1:A:101:GLY:O	2:B:79:LYS:CE	7	0.25	0.12	0.26
(1,36)	1:A:101:GLY:O	2:B:79:LYS:CG	7	0.25	0.12	0.26
(1,36)	1:A:101:GLY:O	2:B:79:LYS:H	7	0.25	0.12	0.26
(1,36)	1:A:101:GLY:O	2:B:79:LYS:HA	7	0.25	0.12	0.26
(1,36)	1:A:101:GLY:O	2:B:79:LYS:HB2	7	0.25	0.12	0.26
(1,36)	1:A:101:GLY:O	2:B:79:LYS:HB3	7	0.25	0.12	0.26
(1,36)	1:A:101:GLY:O	2:B:79:LYS:HD2	7	0.25	0.12	0.26
(1,36)	1:A:101:GLY:O	2:B:79:LYS:HD3	7	0.25	0.12	0.26
(1,36)	1:A:101:GLY:O	2:B:79:LYS:HE2	7	0.25	0.12	0.26
(1,36)	1:A:101:GLY:O	2:B:79:LYS:HE3	7	0.25	0.12	0.26
(1,36)	1:A:101:GLY:O	2:B:79:LYS:HG2	7	0.25	0.12	0.26
(1,36)	1:A:101:GLY:O	2:B:79:LYS:HG3	7	0.25	0.12	0.26
(1,36)	1:A:101:GLY:O	2:B:79:LYS:HZ1	7	0.25	0.12	0.26
(1,36)	1:A:101:GLY:O	2:B:79:LYS:HZ2	7	0.25	0.12	0.26
(1,36)	1:A:101:GLY:O	2:B:79:LYS:HZ3	7	0.25	0.12	0.26
(1,36)	1:A:101:GLY:O	2:B:79:LYS:N	7	0.25	0.12	0.26
(1,36)	1:A:101:GLY:O	2:B:79:LYS:NZ	7	0.25	0.12	0.26
(1,36)	1:A:101:GLY:O	2:B:79:LYS:O	7	0.25	0.12	0.26
(1,36)	1:A:101:GLY:O	2:B:80:ILE:C	7	0.25	0.12	0.26
(1,36)	1:A:101:GLY:O	2:B:80:ILE:CA	7	0.25	0.12	0.26
(1,36)	1:A:101:GLY:O	2:B:80:ILE:CB	7	0.25	0.12	0.26
(1,36)	1:A:101:GLY:O	2:B:80:ILE:CD1	7	0.25	0.12	0.26
(1,36)	1:A:101:GLY:O	2:B:80:ILE:CG1	7	0.25	0.12	0.26
(1,36)	1:A:101:GLY:O	2:B:80:ILE:CG2	7	0.25	0.12	0.26
(1,36)	1:A:101:GLY:O	2:B:80:ILE:H	7	0.25	0.12	0.26
(1,36)	1:A:101:GLY:O	2:B:80:ILE:HA	7	0.25	0.12	0.26
(1,36)	1:A:101:GLY:O	2:B:80:ILE:HB	7	0.25	0.12	0.26
(1,36)	1:A:101:GLY:O	2:B:80:ILE:HD11	7	0.25	0.12	0.26
(1,36)	1:A:101:GLY:O	2:B:80:ILE:HD12	7	0.25	0.12	0.26
(1,36)	1:A:101:GLY:O	2:B:80:ILE:HD13	7	0.25	0.12	0.26

*Continued on next page...*

*Continued from previous page...*

Key	Atom-1	Atom-2	Models <sup>1</sup>	Mean (Å)	SD <sup>1</sup> (Å)	Median (Å)
(1,36)	1:A:101:GLY:O	2:B:80:ILE:HG12	7	0.25	0.12	0.26
(1,36)	1:A:101:GLY:O	2:B:80:ILE:HG13	7	0.25	0.12	0.26
(1,36)	1:A:101:GLY:O	2:B:80:ILE:HG21	7	0.25	0.12	0.26
(1,36)	1:A:101:GLY:O	2:B:80:ILE:HG22	7	0.25	0.12	0.26
(1,36)	1:A:101:GLY:O	2:B:80:ILE:HG23	7	0.25	0.12	0.26
(1,36)	1:A:101:GLY:O	2:B:80:ILE:N	7	0.25	0.12	0.26
(1,36)	1:A:101:GLY:O	2:B:80:ILE:O	7	0.25	0.12	0.26
(1,36)	1:A:101:GLY:O	2:B:84:GLN:C	7	0.25	0.12	0.26
(1,36)	1:A:101:GLY:O	2:B:84:GLN:CA	7	0.25	0.12	0.26
(1,36)	1:A:101:GLY:O	2:B:84:GLN:CB	7	0.25	0.12	0.26
(1,36)	1:A:101:GLY:O	2:B:84:GLN:CD	7	0.25	0.12	0.26
(1,36)	1:A:101:GLY:O	2:B:84:GLN:CG	7	0.25	0.12	0.26
(1,36)	1:A:101:GLY:O	2:B:84:GLN:H	7	0.25	0.12	0.26
(1,36)	1:A:101:GLY:O	2:B:84:GLN:HA	7	0.25	0.12	0.26
(1,36)	1:A:101:GLY:O	2:B:84:GLN:HB2	7	0.25	0.12	0.26
(1,36)	1:A:101:GLY:O	2:B:84:GLN:HB3	7	0.25	0.12	0.26
(1,36)	1:A:101:GLY:O	2:B:84:GLN:HE21	7	0.25	0.12	0.26
(1,36)	1:A:101:GLY:O	2:B:84:GLN:HE22	7	0.25	0.12	0.26
(1,36)	1:A:101:GLY:O	2:B:84:GLN:HG2	7	0.25	0.12	0.26
(1,36)	1:A:101:GLY:O	2:B:84:GLN:HG3	7	0.25	0.12	0.26
(1,36)	1:A:101:GLY:O	2:B:84:GLN:N	7	0.25	0.12	0.26
(1,36)	1:A:101:GLY:O	2:B:84:GLN:NE2	7	0.25	0.12	0.26
(1,36)	1:A:101:GLY:O	2:B:84:GLN:O	7	0.25	0.12	0.26
(1,36)	1:A:101:GLY:O	2:B:84:GLN:OE1	7	0.25	0.12	0.26
(1,36)	1:A:101:GLY:O	2:B:97:THR:C	7	0.25	0.12	0.26
(1,36)	1:A:101:GLY:O	2:B:97:THR:CA	7	0.25	0.12	0.26
(1,36)	1:A:101:GLY:O	2:B:97:THR:CB	7	0.25	0.12	0.26
(1,36)	1:A:101:GLY:O	2:B:97:THR:CG2	7	0.25	0.12	0.26
(1,36)	1:A:101:GLY:O	2:B:97:THR:H	7	0.25	0.12	0.26
(1,36)	1:A:101:GLY:O	2:B:97:THR:HA	7	0.25	0.12	0.26
(1,36)	1:A:101:GLY:O	2:B:97:THR:HB	7	0.25	0.12	0.26
(1,36)	1:A:101:GLY:O	2:B:97:THR:HG1	7	0.25	0.12	0.26
(1,36)	1:A:101:GLY:O	2:B:97:THR:HG21	7	0.25	0.12	0.26
(1,36)	1:A:101:GLY:O	2:B:97:THR:HG22	7	0.25	0.12	0.26
(1,36)	1:A:101:GLY:O	2:B:97:THR:HG23	7	0.25	0.12	0.26
(1,36)	1:A:101:GLY:O	2:B:97:THR:N	7	0.25	0.12	0.26
(1,36)	1:A:101:GLY:O	2:B:97:THR:O	7	0.25	0.12	0.26
(1,36)	1:A:101:GLY:O	2:B:97:THR:OG1	7	0.25	0.12	0.26
(1,36)	1:A:101:GLY:O	2:B:99:HIS:C	7	0.25	0.12	0.26
(1,36)	1:A:101:GLY:O	2:B:99:HIS:CA	7	0.25	0.12	0.26
(1,36)	1:A:101:GLY:O	2:B:99:HIS:CB	7	0.25	0.12	0.26
(1,36)	1:A:101:GLY:O	2:B:99:HIS:CD2	7	0.25	0.12	0.26

*Continued on next page...*

Continued from previous page...

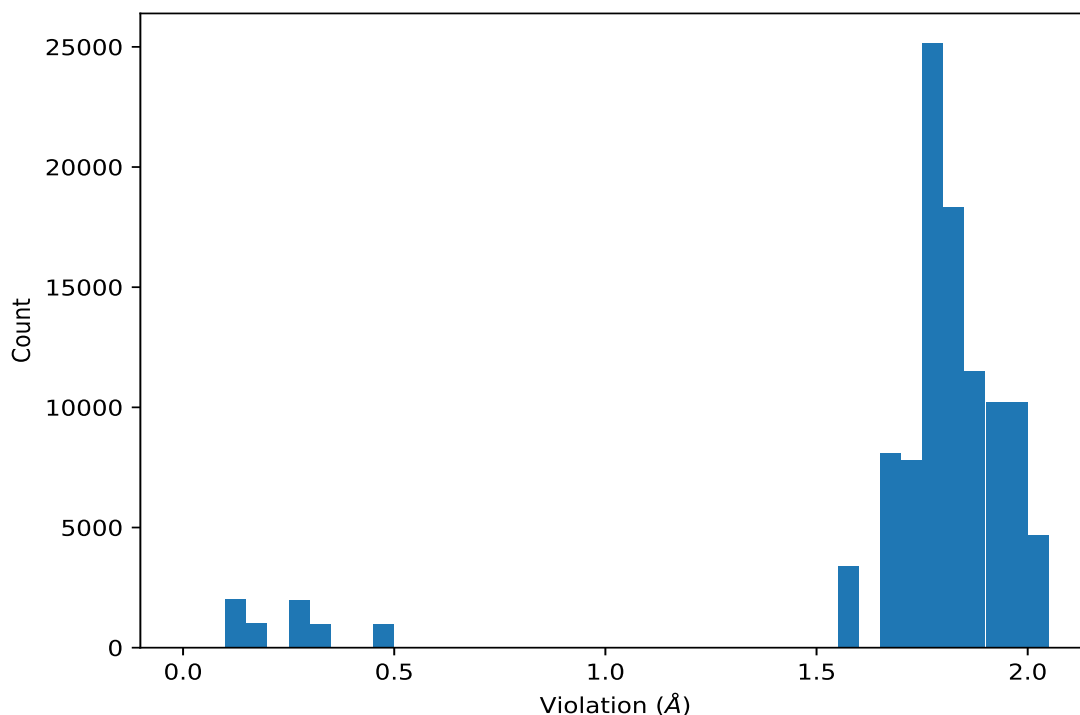
Key	Atom-1	Atom-2	Models <sup>1</sup>	Mean (Å)	SD <sup>1</sup> (Å)	Median (Å)
(1,36)	1:A:101:GLY:O	2:B:99:HIS:CE1	7	0.25	0.12	0.26
(1,36)	1:A:101:GLY:O	2:B:99:HIS:CG	7	0.25	0.12	0.26
(1,36)	1:A:101:GLY:O	2:B:99:HIS:H	7	0.25	0.12	0.26
(1,36)	1:A:101:GLY:O	2:B:99:HIS:HA	7	0.25	0.12	0.26
(1,36)	1:A:101:GLY:O	2:B:99:HIS:HB2	7	0.25	0.12	0.26
(1,36)	1:A:101:GLY:O	2:B:99:HIS:HB3	7	0.25	0.12	0.26
(1,36)	1:A:101:GLY:O	2:B:99:HIS:HD1	7	0.25	0.12	0.26
(1,36)	1:A:101:GLY:O	2:B:99:HIS:HD2	7	0.25	0.12	0.26
(1,36)	1:A:101:GLY:O	2:B:99:HIS:HE1	7	0.25	0.12	0.26
(1,36)	1:A:101:GLY:O	2:B:99:HIS:HE2	7	0.25	0.12	0.26
(1,36)	1:A:101:GLY:O	2:B:99:HIS:N	7	0.25	0.12	0.26
(1,36)	1:A:101:GLY:O	2:B:99:HIS:ND1	7	0.25	0.12	0.26
(1,36)	1:A:101:GLY:O	2:B:99:HIS:NE2	7	0.25	0.12	0.26
(1,36)	1:A:101:GLY:O	2:B:99:HIS:O	7	0.25	0.12	0.26
(1,36)	1:A:101:GLY:O	2:B:101:VAL:C	7	0.25	0.12	0.26
(1,36)	1:A:101:GLY:O	2:B:101:VAL:CA	7	0.25	0.12	0.26
(1,36)	1:A:101:GLY:O	2:B:101:VAL:CB	7	0.25	0.12	0.26
(1,36)	1:A:101:GLY:O	2:B:101:VAL:CG1	7	0.25	0.12	0.26
(1,36)	1:A:101:GLY:O	2:B:101:VAL:CG2	7	0.25	0.12	0.26
(1,36)	1:A:101:GLY:O	2:B:101:VAL:H	7	0.25	0.12	0.26
(1,36)	1:A:101:GLY:O	2:B:101:VAL:HA	7	0.25	0.12	0.26
(1,36)	1:A:101:GLY:O	2:B:101:VAL:HB	7	0.25	0.12	0.26
(1,36)	1:A:101:GLY:O	2:B:101:VAL:HG11	7	0.25	0.12	0.26
(1,36)	1:A:101:GLY:O	2:B:101:VAL:HG12	7	0.25	0.12	0.26
(1,36)	1:A:101:GLY:O	2:B:101:VAL:HG13	7	0.25	0.12	0.26
(1,36)	1:A:101:GLY:O	2:B:101:VAL:HG21	7	0.25	0.12	0.26
(1,36)	1:A:101:GLY:O	2:B:101:VAL:HG22	7	0.25	0.12	0.26
(1,36)	1:A:101:GLY:O	2:B:101:VAL:HG23	7	0.25	0.12	0.26
(1,36)	1:A:101:GLY:O	2:B:101:VAL:N	7	0.25	0.12	0.26
(1,36)	1:A:101:GLY:O	2:B:101:VAL:O	7	0.25	0.12	0.26
(1,10)	1:A:75:ILE:HG21	2:B:78:GLY:H	3	0.12	0.01	0.11
(1,10)	1:A:75:ILE:HG22	2:B:78:GLY:H	3	0.12	0.01	0.11
(1,10)	1:A:75:ILE:HG23	2:B:78:GLY:H	3	0.12	0.01	0.11

<sup>1</sup>Number of violated models, <sup>2</sup>Standard deviation

## 9.5 All violated distance restraints [i](#)

### 9.5.1 Histogram : Distribution of distance violations [i](#)

The following histogram shows the distribution of the absolute value of the violation for all violated restraints in the ensemble.



### 9.5.2 Table : All distance violations [i](#)

The following table lists the absolute value of the violation for each restraint in the ensemble sorted by its value. The Key (restraint list ID, restraint ID) is the unique identifier for a given restraint. Rows with same key represent combinatorial or ambiguous restraints and are counted as a single restraint.

Key	Atom-1	Atom-2	Model ID	Violation (Å)
(1,33)	1:A:55:SER:C	2:B:75:ILE:C	15	2.05
(1,33)	1:A:55:SER:C	2:B:75:ILE:CA	15	2.05
(1,33)	1:A:55:SER:C	2:B:75:ILE:CB	15	2.05
(1,33)	1:A:55:SER:C	2:B:75:ILE:CD1	15	2.05
(1,33)	1:A:55:SER:C	2:B:75:ILE:CG1	15	2.05
(1,33)	1:A:55:SER:C	2:B:75:ILE:CG2	15	2.05
(1,33)	1:A:55:SER:C	2:B:75:ILE:H	15	2.05
(1,33)	1:A:55:SER:C	2:B:75:ILE:HA	15	2.05
(1,33)	1:A:55:SER:C	2:B:75:ILE:HB	15	2.05
(1,33)	1:A:55:SER:C	2:B:75:ILE:HD11	15	2.05
(1,33)	1:A:55:SER:C	2:B:75:ILE:HD12	15	2.05
(1,33)	1:A:55:SER:C	2:B:75:ILE:HD13	15	2.05
(1,33)	1:A:55:SER:C	2:B:75:ILE:HG12	15	2.05
(1,33)	1:A:55:SER:C	2:B:75:ILE:HG13	15	2.05
(1,33)	1:A:55:SER:C	2:B:75:ILE:HG21	15	2.05
(1,33)	1:A:55:SER:C	2:B:75:ILE:HG22	15	2.05

*Continued on next page...*



*Continued from previous page...*

Key	Atom-1	Atom-2	Model ID	Violation (Å)
(1,33)	1:A:55:SER:C	2:B:75:ILE:HG23	15	2.05
(1,33)	1:A:55:SER:C	2:B:75:ILE:N	15	2.05
(1,33)	1:A:55:SER:C	2:B:75:ILE:O	15	2.05
(1,33)	1:A:55:SER:C	2:B:77:ALA:C	15	2.05
(1,33)	1:A:55:SER:C	2:B:77:ALA:CA	15	2.05
(1,33)	1:A:55:SER:C	2:B:77:ALA:CB	15	2.05
(1,33)	1:A:55:SER:C	2:B:77:ALA:H	15	2.05
(1,33)	1:A:55:SER:C	2:B:77:ALA:HA	15	2.05
(1,33)	1:A:55:SER:C	2:B:77:ALA:HB1	15	2.05
(1,33)	1:A:55:SER:C	2:B:77:ALA:HB2	15	2.05
(1,33)	1:A:55:SER:C	2:B:77:ALA:HB3	15	2.05
(1,33)	1:A:55:SER:C	2:B:77:ALA:N	15	2.05
(1,33)	1:A:55:SER:C	2:B:77:ALA:O	15	2.05
(1,33)	1:A:55:SER:C	2:B:78:GLY:C	15	2.05
(1,33)	1:A:55:SER:C	2:B:78:GLY:CA	15	2.05
(1,33)	1:A:55:SER:C	2:B:78:GLY:H	15	2.05
(1,33)	1:A:55:SER:C	2:B:78:GLY:HA2	15	2.05
(1,33)	1:A:55:SER:C	2:B:78:GLY:HA3	15	2.05
(1,33)	1:A:55:SER:C	2:B:78:GLY:N	15	2.05
(1,33)	1:A:55:SER:C	2:B:78:GLY:O	15	2.05
(1,33)	1:A:55:SER:C	2:B:79:LYS:C	15	2.05
(1,33)	1:A:55:SER:C	2:B:79:LYS:CA	15	2.05
(1,33)	1:A:55:SER:C	2:B:79:LYS:CB	15	2.05
(1,33)	1:A:55:SER:C	2:B:79:LYS:CD	15	2.05
(1,33)	1:A:55:SER:C	2:B:79:LYS:CE	15	2.05
(1,33)	1:A:55:SER:C	2:B:79:LYS:CG	15	2.05
(1,33)	1:A:55:SER:C	2:B:79:LYS:H	15	2.05
(1,33)	1:A:55:SER:C	2:B:79:LYS:HA	15	2.05
(1,33)	1:A:55:SER:C	2:B:79:LYS:HB2	15	2.05
(1,33)	1:A:55:SER:C	2:B:79:LYS:HB3	15	2.05
(1,33)	1:A:55:SER:C	2:B:79:LYS:HD2	15	2.05
(1,33)	1:A:55:SER:C	2:B:79:LYS:HD3	15	2.05
(1,33)	1:A:55:SER:C	2:B:79:LYS:HE2	15	2.05
(1,33)	1:A:55:SER:C	2:B:79:LYS:HE3	15	2.05
(1,33)	1:A:55:SER:C	2:B:79:LYS:HG2	15	2.05
(1,33)	1:A:55:SER:C	2:B:79:LYS:HG3	15	2.05
(1,33)	1:A:55:SER:C	2:B:79:LYS:HZ1	15	2.05
(1,33)	1:A:55:SER:C	2:B:79:LYS:HZ2	15	2.05
(1,33)	1:A:55:SER:C	2:B:79:LYS:HZ3	15	2.05
(1,33)	1:A:55:SER:C	2:B:79:LYS:N	15	2.05
(1,33)	1:A:55:SER:C	2:B:79:LYS:NZ	15	2.05
(1,33)	1:A:55:SER:C	2:B:79:LYS:O	15	2.05

*Continued on next page...*

*Continued from previous page...*

Key	Atom-1	Atom-2	Model ID	Violation (Å)
(1,33)	1:A:55:SER:C	2:B:80:ILE:C	15	2.05
(1,33)	1:A:55:SER:C	2:B:80:ILE:CA	15	2.05
(1,33)	1:A:55:SER:C	2:B:80:ILE:CB	15	2.05
(1,33)	1:A:55:SER:C	2:B:80:ILE:CD1	15	2.05
(1,33)	1:A:55:SER:C	2:B:80:ILE:CG1	15	2.05
(1,33)	1:A:55:SER:C	2:B:80:ILE:CG2	15	2.05
(1,33)	1:A:55:SER:C	2:B:80:ILE:H	15	2.05
(1,33)	1:A:55:SER:C	2:B:80:ILE:HA	15	2.05
(1,33)	1:A:55:SER:C	2:B:80:ILE:HB	15	2.05
(1,33)	1:A:55:SER:C	2:B:80:ILE:HD11	15	2.05
(1,33)	1:A:55:SER:C	2:B:80:ILE:HD12	15	2.05
(1,33)	1:A:55:SER:C	2:B:80:ILE:HD13	15	2.05
(1,33)	1:A:55:SER:C	2:B:80:ILE:HG12	15	2.05
(1,33)	1:A:55:SER:C	2:B:80:ILE:HG13	15	2.05
(1,33)	1:A:55:SER:C	2:B:80:ILE:HG21	15	2.05
(1,33)	1:A:55:SER:C	2:B:80:ILE:HG22	15	2.05
(1,33)	1:A:55:SER:C	2:B:80:ILE:HG23	15	2.05
(1,33)	1:A:55:SER:C	2:B:80:ILE:N	15	2.05
(1,33)	1:A:55:SER:C	2:B:80:ILE:O	15	2.05
(1,33)	1:A:55:SER:C	2:B:84:GLN:C	15	2.05
(1,33)	1:A:55:SER:C	2:B:84:GLN:CA	15	2.05
(1,33)	1:A:55:SER:C	2:B:84:GLN:CB	15	2.05
(1,33)	1:A:55:SER:C	2:B:84:GLN:CD	15	2.05
(1,33)	1:A:55:SER:C	2:B:84:GLN:CG	15	2.05
(1,33)	1:A:55:SER:C	2:B:84:GLN:H	15	2.05
(1,33)	1:A:55:SER:C	2:B:84:GLN:HA	15	2.05
(1,33)	1:A:55:SER:C	2:B:84:GLN:HB2	15	2.05
(1,33)	1:A:55:SER:C	2:B:84:GLN:HB3	15	2.05
(1,33)	1:A:55:SER:C	2:B:84:GLN:HE21	15	2.05
(1,33)	1:A:55:SER:C	2:B:84:GLN:HE22	15	2.05
(1,33)	1:A:55:SER:C	2:B:84:GLN:HG2	15	2.05
(1,33)	1:A:55:SER:C	2:B:84:GLN:HG3	15	2.05
(1,33)	1:A:55:SER:C	2:B:84:GLN:N	15	2.05
(1,33)	1:A:55:SER:C	2:B:84:GLN:NE2	15	2.05
(1,33)	1:A:55:SER:C	2:B:84:GLN:O	15	2.05
(1,33)	1:A:55:SER:C	2:B:84:GLN:OE1	15	2.05
(1,33)	1:A:55:SER:C	2:B:97:THR:C	15	2.05
(1,33)	1:A:55:SER:C	2:B:97:THR:CA	15	2.05
(1,33)	1:A:55:SER:C	2:B:97:THR:CB	15	2.05
(1,33)	1:A:55:SER:C	2:B:97:THR:CG2	15	2.05
(1,33)	1:A:55:SER:C	2:B:97:THR:H	15	2.05
(1,33)	1:A:55:SER:C	2:B:97:THR:HA	15	2.05

*Continued on next page...*

*Continued from previous page...*

Key	Atom-1	Atom-2	Model ID	Violation (Å)
(1,33)	1:A:55:SER:C	2:B:97:THR:HB	15	2.05
(1,33)	1:A:55:SER:C	2:B:97:THR:HG1	15	2.05
(1,33)	1:A:55:SER:C	2:B:97:THR:HG21	15	2.05
(1,33)	1:A:55:SER:C	2:B:97:THR:HG22	15	2.05
(1,33)	1:A:55:SER:C	2:B:97:THR:HG23	15	2.05
(1,33)	1:A:55:SER:C	2:B:97:THR:N	15	2.05
(1,33)	1:A:55:SER:C	2:B:97:THR:O	15	2.05
(1,33)	1:A:55:SER:C	2:B:97:THR:OG1	15	2.05
(1,33)	1:A:55:SER:C	2:B:99:HIS:C	15	2.05
(1,33)	1:A:55:SER:C	2:B:99:HIS:CA	15	2.05
(1,33)	1:A:55:SER:C	2:B:99:HIS:CB	15	2.05
(1,33)	1:A:55:SER:C	2:B:99:HIS:CD2	15	2.05
(1,33)	1:A:55:SER:C	2:B:99:HIS:CE1	15	2.05
(1,33)	1:A:55:SER:C	2:B:99:HIS:CG	15	2.05
(1,33)	1:A:55:SER:C	2:B:99:HIS:H	15	2.05
(1,33)	1:A:55:SER:C	2:B:99:HIS:HA	15	2.05
(1,33)	1:A:55:SER:C	2:B:99:HIS:HB2	15	2.05
(1,33)	1:A:55:SER:C	2:B:99:HIS:HB3	15	2.05
(1,33)	1:A:55:SER:C	2:B:99:HIS:HD1	15	2.05
(1,33)	1:A:55:SER:C	2:B:99:HIS:HD2	15	2.05
(1,33)	1:A:55:SER:C	2:B:99:HIS:HE1	15	2.05
(1,33)	1:A:55:SER:C	2:B:99:HIS:HE2	15	2.05
(1,33)	1:A:55:SER:C	2:B:99:HIS:N	15	2.05
(1,33)	1:A:55:SER:C	2:B:99:HIS:ND1	15	2.05
(1,33)	1:A:55:SER:C	2:B:99:HIS:NE2	15	2.05
(1,33)	1:A:55:SER:C	2:B:99:HIS:O	15	2.05
(1,33)	1:A:55:SER:C	2:B:101:VAL:C	15	2.05
(1,33)	1:A:55:SER:C	2:B:101:VAL:CA	15	2.05
(1,33)	1:A:55:SER:C	2:B:101:VAL:CB	15	2.05
(1,33)	1:A:55:SER:C	2:B:101:VAL:CG1	15	2.05
(1,33)	1:A:55:SER:C	2:B:101:VAL:CG2	15	2.05
(1,33)	1:A:55:SER:C	2:B:101:VAL:H	15	2.05
(1,33)	1:A:55:SER:C	2:B:101:VAL:HA	15	2.05
(1,33)	1:A:55:SER:C	2:B:101:VAL:HB	15	2.05
(1,33)	1:A:55:SER:C	2:B:101:VAL:HG11	15	2.05
(1,33)	1:A:55:SER:C	2:B:101:VAL:HG12	15	2.05
(1,33)	1:A:55:SER:C	2:B:101:VAL:HG13	15	2.05
(1,33)	1:A:55:SER:C	2:B:101:VAL:HG21	15	2.05
(1,33)	1:A:55:SER:C	2:B:101:VAL:HG22	15	2.05
(1,33)	1:A:55:SER:C	2:B:101:VAL:HG23	15	2.05
(1,33)	1:A:55:SER:C	2:B:101:VAL:N	15	2.05
(1,33)	1:A:55:SER:C	2:B:101:VAL:O	15	2.05

*Continued on next page...*

*Continued from previous page...*

Key	Atom-1	Atom-2	Model ID	Violation (Å)
(1,33)	1:A:55:SER:CA	2:B:75:ILE:C	15	2.05
(1,33)	1:A:55:SER:CA	2:B:75:ILE:CA	15	2.05
(1,33)	1:A:55:SER:CA	2:B:75:ILE:CB	15	2.05
(1,33)	1:A:55:SER:CA	2:B:75:ILE:CD1	15	2.05
(1,33)	1:A:55:SER:CA	2:B:75:ILE:CG1	15	2.05
(1,33)	1:A:55:SER:CA	2:B:75:ILE:CG2	15	2.05
(1,33)	1:A:55:SER:CA	2:B:75:ILE:H	15	2.05
(1,33)	1:A:55:SER:CA	2:B:75:ILE:HA	15	2.05
(1,33)	1:A:55:SER:CA	2:B:75:ILE:HB	15	2.05
(1,33)	1:A:55:SER:CA	2:B:75:ILE:HD11	15	2.05
(1,33)	1:A:55:SER:CA	2:B:75:ILE:HD12	15	2.05
(1,33)	1:A:55:SER:CA	2:B:75:ILE:HD13	15	2.05
(1,33)	1:A:55:SER:CA	2:B:75:ILE:HG12	15	2.05
(1,33)	1:A:55:SER:CA	2:B:75:ILE:HG13	15	2.05
(1,33)	1:A:55:SER:CA	2:B:75:ILE:HG21	15	2.05
(1,33)	1:A:55:SER:CA	2:B:75:ILE:HG22	15	2.05
(1,33)	1:A:55:SER:CA	2:B:75:ILE:HG23	15	2.05
(1,33)	1:A:55:SER:CA	2:B:75:ILE:N	15	2.05
(1,33)	1:A:55:SER:CA	2:B:75:ILE:O	15	2.05
(1,33)	1:A:55:SER:CA	2:B:77:ALA:C	15	2.05
(1,33)	1:A:55:SER:CA	2:B:77:ALA:CA	15	2.05
(1,33)	1:A:55:SER:CA	2:B:77:ALA:CB	15	2.05
(1,33)	1:A:55:SER:CA	2:B:77:ALA:H	15	2.05
(1,33)	1:A:55:SER:CA	2:B:77:ALA:HA	15	2.05
(1,33)	1:A:55:SER:CA	2:B:77:ALA:HB1	15	2.05
(1,33)	1:A:55:SER:CA	2:B:77:ALA:HB2	15	2.05
(1,33)	1:A:55:SER:CA	2:B:77:ALA:HB3	15	2.05
(1,33)	1:A:55:SER:CA	2:B:77:ALA:N	15	2.05
(1,33)	1:A:55:SER:CA	2:B:77:ALA:O	15	2.05
(1,33)	1:A:55:SER:CA	2:B:78:GLY:C	15	2.05
(1,33)	1:A:55:SER:CA	2:B:78:GLY:CA	15	2.05
(1,33)	1:A:55:SER:CA	2:B:78:GLY:H	15	2.05
(1,33)	1:A:55:SER:CA	2:B:78:GLY:HA2	15	2.05
(1,33)	1:A:55:SER:CA	2:B:78:GLY:HA3	15	2.05
(1,33)	1:A:55:SER:CA	2:B:78:GLY:N	15	2.05
(1,33)	1:A:55:SER:CA	2:B:78:GLY:O	15	2.05
(1,33)	1:A:55:SER:CA	2:B:79:LYS:C	15	2.05
(1,33)	1:A:55:SER:CA	2:B:79:LYS:CA	15	2.05
(1,33)	1:A:55:SER:CA	2:B:79:LYS:CB	15	2.05
(1,33)	1:A:55:SER:CA	2:B:79:LYS:CD	15	2.05
(1,33)	1:A:55:SER:CA	2:B:79:LYS:CE	15	2.05
(1,33)	1:A:55:SER:CA	2:B:79:LYS:CG	15	2.05

*Continued on next page...*

*Continued from previous page...*

Key	Atom-1	Atom-2	Model ID	Violation (Å)
(1,33)	1:A:55:SER:CA	2:B:79:LYS:H	15	2.05
(1,33)	1:A:55:SER:CA	2:B:79:LYS:HA	15	2.05
(1,33)	1:A:55:SER:CA	2:B:79:LYS:HB2	15	2.05
(1,33)	1:A:55:SER:CA	2:B:79:LYS:HB3	15	2.05
(1,33)	1:A:55:SER:CA	2:B:79:LYS:HD2	15	2.05
(1,33)	1:A:55:SER:CA	2:B:79:LYS:HD3	15	2.05
(1,33)	1:A:55:SER:CA	2:B:79:LYS:HE2	15	2.05
(1,33)	1:A:55:SER:CA	2:B:79:LYS:HE3	15	2.05
(1,33)	1:A:55:SER:CA	2:B:79:LYS:HG2	15	2.05
(1,33)	1:A:55:SER:CA	2:B:79:LYS:HG3	15	2.05
(1,33)	1:A:55:SER:CA	2:B:79:LYS:HZ1	15	2.05
(1,33)	1:A:55:SER:CA	2:B:79:LYS:HZ2	15	2.05
(1,33)	1:A:55:SER:CA	2:B:79:LYS:HZ3	15	2.05
(1,33)	1:A:55:SER:CA	2:B:79:LYS:N	15	2.05
(1,33)	1:A:55:SER:CA	2:B:79:LYS:NZ	15	2.05
(1,33)	1:A:55:SER:CA	2:B:79:LYS:O	15	2.05
(1,33)	1:A:55:SER:CA	2:B:80:ILE:C	15	2.05
(1,33)	1:A:55:SER:CA	2:B:80:ILE:CA	15	2.05
(1,33)	1:A:55:SER:CA	2:B:80:ILE:CB	15	2.05
(1,33)	1:A:55:SER:CA	2:B:80:ILE:CD1	15	2.05
(1,33)	1:A:55:SER:CA	2:B:80:ILE:CG1	15	2.05
(1,33)	1:A:55:SER:CA	2:B:80:ILE:CG2	15	2.05
(1,33)	1:A:55:SER:CA	2:B:80:ILE:H	15	2.05
(1,33)	1:A:55:SER:CA	2:B:80:ILE:HA	15	2.05
(1,33)	1:A:55:SER:CA	2:B:80:ILE:HB	15	2.05
(1,33)	1:A:55:SER:CA	2:B:80:ILE:HD11	15	2.05
(1,33)	1:A:55:SER:CA	2:B:80:ILE:HD12	15	2.05
(1,33)	1:A:55:SER:CA	2:B:80:ILE:HD13	15	2.05
(1,33)	1:A:55:SER:CA	2:B:80:ILE:HG12	15	2.05
(1,33)	1:A:55:SER:CA	2:B:80:ILE:HG13	15	2.05
(1,33)	1:A:55:SER:CA	2:B:80:ILE:HG21	15	2.05
(1,33)	1:A:55:SER:CA	2:B:80:ILE:HG22	15	2.05
(1,33)	1:A:55:SER:CA	2:B:80:ILE:HG23	15	2.05
(1,33)	1:A:55:SER:CA	2:B:80:ILE:N	15	2.05
(1,33)	1:A:55:SER:CA	2:B:80:ILE:O	15	2.05
(1,33)	1:A:55:SER:CA	2:B:84:GLN:C	15	2.05
(1,33)	1:A:55:SER:CA	2:B:84:GLN:CA	15	2.05
(1,33)	1:A:55:SER:CA	2:B:84:GLN:CB	15	2.05
(1,33)	1:A:55:SER:CA	2:B:84:GLN:CD	15	2.05
(1,33)	1:A:55:SER:CA	2:B:84:GLN:CG	15	2.05
(1,33)	1:A:55:SER:CA	2:B:84:GLN:H	15	2.05
(1,33)	1:A:55:SER:CA	2:B:84:GLN:HA	15	2.05

*Continued on next page...*

*Continued from previous page...*

Key	Atom-1	Atom-2	Model ID	Violation (Å)
(1,33)	1:A:55:SER:CA	2:B:84:GLN:HB2	15	2.05
(1,33)	1:A:55:SER:CA	2:B:84:GLN:HB3	15	2.05
(1,33)	1:A:55:SER:CA	2:B:84:GLN:HE21	15	2.05
(1,33)	1:A:55:SER:CA	2:B:84:GLN:HE22	15	2.05
(1,33)	1:A:55:SER:CA	2:B:84:GLN:HG2	15	2.05
(1,33)	1:A:55:SER:CA	2:B:84:GLN:HG3	15	2.05
(1,33)	1:A:55:SER:CA	2:B:84:GLN:N	15	2.05
(1,33)	1:A:55:SER:CA	2:B:84:GLN:NE2	15	2.05
(1,33)	1:A:55:SER:CA	2:B:84:GLN:O	15	2.05
(1,33)	1:A:55:SER:CA	2:B:84:GLN:OE1	15	2.05
(1,33)	1:A:55:SER:CA	2:B:97:THR:C	15	2.05
(1,33)	1:A:55:SER:CA	2:B:97:THR:CA	15	2.05
(1,33)	1:A:55:SER:CA	2:B:97:THR:CB	15	2.05
(1,33)	1:A:55:SER:CA	2:B:97:THR:CG2	15	2.05
(1,33)	1:A:55:SER:CA	2:B:97:THR:H	15	2.05
(1,33)	1:A:55:SER:CA	2:B:97:THR:HA	15	2.05
(1,33)	1:A:55:SER:CA	2:B:97:THR:HB	15	2.05
(1,33)	1:A:55:SER:CA	2:B:97:THR:HG1	15	2.05
(1,33)	1:A:55:SER:CA	2:B:97:THR:HG21	15	2.05
(1,33)	1:A:55:SER:CA	2:B:97:THR:HG22	15	2.05
(1,33)	1:A:55:SER:CA	2:B:97:THR:HG23	15	2.05
(1,33)	1:A:55:SER:CA	2:B:97:THR:N	15	2.05
(1,33)	1:A:55:SER:CA	2:B:97:THR:O	15	2.05
(1,33)	1:A:55:SER:CA	2:B:97:THR:OG1	15	2.05
(1,33)	1:A:55:SER:CA	2:B:99:HIS:C	15	2.05
(1,33)	1:A:55:SER:CA	2:B:99:HIS:CA	15	2.05
(1,33)	1:A:55:SER:CA	2:B:99:HIS:CB	15	2.05
(1,33)	1:A:55:SER:CA	2:B:99:HIS:CD2	15	2.05
(1,33)	1:A:55:SER:CA	2:B:99:HIS:CE1	15	2.05
(1,33)	1:A:55:SER:CA	2:B:99:HIS:CG	15	2.05
(1,33)	1:A:55:SER:CA	2:B:99:HIS:H	15	2.05
(1,33)	1:A:55:SER:CA	2:B:99:HIS:HA	15	2.05
(1,33)	1:A:55:SER:CA	2:B:99:HIS:HB2	15	2.05
(1,33)	1:A:55:SER:CA	2:B:99:HIS:HB3	15	2.05
(1,33)	1:A:55:SER:CA	2:B:99:HIS:HD1	15	2.05
(1,33)	1:A:55:SER:CA	2:B:99:HIS:HD2	15	2.05
(1,33)	1:A:55:SER:CA	2:B:99:HIS:HE1	15	2.05
(1,33)	1:A:55:SER:CA	2:B:99:HIS:HE2	15	2.05
(1,33)	1:A:55:SER:CA	2:B:99:HIS:N	15	2.05
(1,33)	1:A:55:SER:CA	2:B:99:HIS:ND1	15	2.05
(1,33)	1:A:55:SER:CA	2:B:99:HIS:NE2	15	2.05
(1,33)	1:A:55:SER:CA	2:B:99:HIS:O	15	2.05

*Continued on next page...*

*Continued from previous page...*

Key	Atom-1	Atom-2	Model ID	Violation (Å)
(1,33)	1:A:55:SER:CA	2:B:101:VAL:C	15	2.05
(1,33)	1:A:55:SER:CA	2:B:101:VAL:CA	15	2.05
(1,33)	1:A:55:SER:CA	2:B:101:VAL:CB	15	2.05
(1,33)	1:A:55:SER:CA	2:B:101:VAL:CG1	15	2.05
(1,33)	1:A:55:SER:CA	2:B:101:VAL:CG2	15	2.05
(1,33)	1:A:55:SER:CA	2:B:101:VAL:H	15	2.05
(1,33)	1:A:55:SER:CA	2:B:101:VAL:HA	15	2.05
(1,33)	1:A:55:SER:CA	2:B:101:VAL:HB	15	2.05
(1,33)	1:A:55:SER:CA	2:B:101:VAL:HG11	15	2.05
(1,33)	1:A:55:SER:CA	2:B:101:VAL:HG12	15	2.05
(1,33)	1:A:55:SER:CA	2:B:101:VAL:HG13	15	2.05
(1,33)	1:A:55:SER:CA	2:B:101:VAL:HG21	15	2.05
(1,33)	1:A:55:SER:CA	2:B:101:VAL:HG22	15	2.05
(1,33)	1:A:55:SER:CA	2:B:101:VAL:HG23	15	2.05
(1,33)	1:A:55:SER:CA	2:B:101:VAL:N	15	2.05
(1,33)	1:A:55:SER:CA	2:B:101:VAL:O	15	2.05
(1,33)	1:A:55:SER:CB	2:B:75:ILE:C	15	2.05
(1,33)	1:A:55:SER:CB	2:B:75:ILE:CA	15	2.05
(1,33)	1:A:55:SER:CB	2:B:75:ILE:CB	15	2.05
(1,33)	1:A:55:SER:CB	2:B:75:ILE:CD1	15	2.05
(1,33)	1:A:55:SER:CB	2:B:75:ILE:CG1	15	2.05
(1,33)	1:A:55:SER:CB	2:B:75:ILE:CG2	15	2.05
(1,33)	1:A:55:SER:CB	2:B:75:ILE:H	15	2.05
(1,33)	1:A:55:SER:CB	2:B:75:ILE:HA	15	2.05
(1,33)	1:A:55:SER:CB	2:B:75:ILE:HB	15	2.05
(1,33)	1:A:55:SER:CB	2:B:75:ILE:HD11	15	2.05
(1,33)	1:A:55:SER:CB	2:B:75:ILE:HD12	15	2.05
(1,33)	1:A:55:SER:CB	2:B:75:ILE:HD13	15	2.05
(1,33)	1:A:55:SER:CB	2:B:75:ILE:HG12	15	2.05
(1,33)	1:A:55:SER:CB	2:B:75:ILE:HG13	15	2.05
(1,33)	1:A:55:SER:CB	2:B:75:ILE:HG21	15	2.05
(1,33)	1:A:55:SER:CB	2:B:75:ILE:HG22	15	2.05
(1,33)	1:A:55:SER:CB	2:B:75:ILE:HG23	15	2.05
(1,33)	1:A:55:SER:CB	2:B:75:ILE:N	15	2.05
(1,33)	1:A:55:SER:CB	2:B:75:ILE:O	15	2.05
(1,33)	1:A:55:SER:CB	2:B:77:ALA:C	15	2.05
(1,33)	1:A:55:SER:CB	2:B:77:ALA:CA	15	2.05
(1,33)	1:A:55:SER:CB	2:B:77:ALA:CB	15	2.05
(1,33)	1:A:55:SER:CB	2:B:77:ALA:H	15	2.05
(1,33)	1:A:55:SER:CB	2:B:77:ALA:HA	15	2.05
(1,33)	1:A:55:SER:CB	2:B:77:ALA:HB1	15	2.05
(1,33)	1:A:55:SER:CB	2:B:77:ALA:HB2	15	2.05

*Continued on next page...*

*Continued from previous page...*

Key	Atom-1	Atom-2	Model ID	Violation (Å)
(1,33)	1:A:55:SER:CB	2:B:77:ALA:HB3	15	2.05
(1,33)	1:A:55:SER:CB	2:B:77:ALA:N	15	2.05
(1,33)	1:A:55:SER:CB	2:B:77:ALA:O	15	2.05
(1,33)	1:A:55:SER:CB	2:B:78:GLY:C	15	2.05
(1,33)	1:A:55:SER:CB	2:B:78:GLY:CA	15	2.05
(1,33)	1:A:55:SER:CB	2:B:78:GLY:H	15	2.05
(1,33)	1:A:55:SER:CB	2:B:78:GLY:HA2	15	2.05
(1,33)	1:A:55:SER:CB	2:B:78:GLY:HA3	15	2.05
(1,33)	1:A:55:SER:CB	2:B:78:GLY:N	15	2.05
(1,33)	1:A:55:SER:CB	2:B:78:GLY:O	15	2.05
(1,33)	1:A:55:SER:CB	2:B:79:LYS:C	15	2.05
(1,33)	1:A:55:SER:CB	2:B:79:LYS:CA	15	2.05
(1,33)	1:A:55:SER:CB	2:B:79:LYS:CB	15	2.05
(1,33)	1:A:55:SER:CB	2:B:79:LYS:CD	15	2.05
(1,33)	1:A:55:SER:CB	2:B:79:LYS:CE	15	2.05
(1,33)	1:A:55:SER:CB	2:B:79:LYS:CG	15	2.05
(1,33)	1:A:55:SER:CB	2:B:79:LYS:H	15	2.05
(1,33)	1:A:55:SER:CB	2:B:79:LYS:HA	15	2.05
(1,33)	1:A:55:SER:CB	2:B:79:LYS:HB2	15	2.05
(1,33)	1:A:55:SER:CB	2:B:79:LYS:HB3	15	2.05
(1,33)	1:A:55:SER:CB	2:B:79:LYS:HD2	15	2.05
(1,33)	1:A:55:SER:CB	2:B:79:LYS:HD3	15	2.05
(1,33)	1:A:55:SER:CB	2:B:79:LYS:HE2	15	2.05
(1,33)	1:A:55:SER:CB	2:B:79:LYS:HE3	15	2.05
(1,33)	1:A:55:SER:CB	2:B:79:LYS:HG2	15	2.05
(1,33)	1:A:55:SER:CB	2:B:79:LYS:HG3	15	2.05
(1,33)	1:A:55:SER:CB	2:B:79:LYS:HZ1	15	2.05
(1,33)	1:A:55:SER:CB	2:B:79:LYS:HZ2	15	2.05
(1,33)	1:A:55:SER:CB	2:B:79:LYS:HZ3	15	2.05
(1,33)	1:A:55:SER:CB	2:B:79:LYS:N	15	2.05
(1,33)	1:A:55:SER:CB	2:B:79:LYS:NZ	15	2.05
(1,33)	1:A:55:SER:CB	2:B:79:LYS:O	15	2.05
(1,33)	1:A:55:SER:CB	2:B:80:ILE:C	15	2.05
(1,33)	1:A:55:SER:CB	2:B:80:ILE:CA	15	2.05
(1,33)	1:A:55:SER:CB	2:B:80:ILE:CB	15	2.05
(1,33)	1:A:55:SER:CB	2:B:80:ILE:CD1	15	2.05
(1,33)	1:A:55:SER:CB	2:B:80:ILE:CG1	15	2.05
(1,33)	1:A:55:SER:CB	2:B:80:ILE:CG2	15	2.05
(1,33)	1:A:55:SER:CB	2:B:80:ILE:H	15	2.05
(1,33)	1:A:55:SER:CB	2:B:80:ILE:HA	15	2.05
(1,33)	1:A:55:SER:CB	2:B:80:ILE:HB	15	2.05
(1,33)	1:A:55:SER:CB	2:B:80:ILE:HD11	15	2.05

*Continued on next page...*



*Continued from previous page...*

Key	Atom-1	Atom-2	Model ID	Violation (Å)
(1,33)	1:A:55:SER:CB	2:B:80:ILE:HD12	15	2.05
(1,33)	1:A:55:SER:CB	2:B:80:ILE:HD13	15	2.05
(1,33)	1:A:55:SER:CB	2:B:80:ILE:HG12	15	2.05
(1,33)	1:A:55:SER:CB	2:B:80:ILE:HG13	15	2.05
(1,33)	1:A:55:SER:CB	2:B:80:ILE:HG21	15	2.05
(1,33)	1:A:55:SER:CB	2:B:80:ILE:HG22	15	2.05
(1,33)	1:A:55:SER:CB	2:B:80:ILE:HG23	15	2.05
(1,33)	1:A:55:SER:CB	2:B:80:ILE:N	15	2.05
(1,33)	1:A:55:SER:CB	2:B:80:ILE:O	15	2.05
(1,33)	1:A:55:SER:CB	2:B:84:GLN:C	15	2.05
(1,33)	1:A:55:SER:CB	2:B:84:GLN:CA	15	2.05
(1,33)	1:A:55:SER:CB	2:B:84:GLN:CB	15	2.05
(1,33)	1:A:55:SER:CB	2:B:84:GLN:CD	15	2.05
(1,33)	1:A:55:SER:CB	2:B:84:GLN:CG	15	2.05
(1,33)	1:A:55:SER:CB	2:B:84:GLN:H	15	2.05
(1,33)	1:A:55:SER:CB	2:B:84:GLN:HA	15	2.05
(1,33)	1:A:55:SER:CB	2:B:84:GLN:HB2	15	2.05
(1,33)	1:A:55:SER:CB	2:B:84:GLN:HB3	15	2.05
(1,33)	1:A:55:SER:CB	2:B:84:GLN:HE21	15	2.05
(1,33)	1:A:55:SER:CB	2:B:84:GLN:HE22	15	2.05
(1,33)	1:A:55:SER:CB	2:B:84:GLN:HG2	15	2.05
(1,33)	1:A:55:SER:CB	2:B:84:GLN:HG3	15	2.05
(1,33)	1:A:55:SER:CB	2:B:84:GLN:N	15	2.05
(1,33)	1:A:55:SER:CB	2:B:84:GLN:NE2	15	2.05
(1,33)	1:A:55:SER:CB	2:B:84:GLN:O	15	2.05
(1,33)	1:A:55:SER:CB	2:B:84:GLN:OE1	15	2.05
(1,33)	1:A:55:SER:CB	2:B:97:THR:C	15	2.05
(1,33)	1:A:55:SER:CB	2:B:97:THR:CA	15	2.05
(1,33)	1:A:55:SER:CB	2:B:97:THR:CB	15	2.05
(1,33)	1:A:55:SER:CB	2:B:97:THR:CG2	15	2.05
(1,33)	1:A:55:SER:CB	2:B:97:THR:H	15	2.05
(1,33)	1:A:55:SER:CB	2:B:97:THR:HA	15	2.05
(1,33)	1:A:55:SER:CB	2:B:97:THR:HB	15	2.05
(1,33)	1:A:55:SER:CB	2:B:97:THR:HG1	15	2.05
(1,33)	1:A:55:SER:CB	2:B:97:THR:HG21	15	2.05
(1,33)	1:A:55:SER:CB	2:B:97:THR:HG22	15	2.05
(1,33)	1:A:55:SER:CB	2:B:97:THR:HG23	15	2.05
(1,33)	1:A:55:SER:CB	2:B:97:THR:N	15	2.05
(1,33)	1:A:55:SER:CB	2:B:97:THR:O	15	2.05
(1,33)	1:A:55:SER:CB	2:B:97:THR:OG1	15	2.05
(1,33)	1:A:55:SER:CB	2:B:99:HIS:C	15	2.05
(1,33)	1:A:55:SER:CB	2:B:99:HIS:CA	15	2.05

*Continued on next page...*

*Continued from previous page...*

Key	Atom-1	Atom-2	Model ID	Violation (Å)
(1,33)	1:A:55:SER:CB	2:B:99:HIS:CB	15	2.05
(1,33)	1:A:55:SER:CB	2:B:99:HIS:CD2	15	2.05
(1,33)	1:A:55:SER:CB	2:B:99:HIS:CE1	15	2.05
(1,33)	1:A:55:SER:CB	2:B:99:HIS:CG	15	2.05
(1,33)	1:A:55:SER:CB	2:B:99:HIS:H	15	2.05
(1,33)	1:A:55:SER:CB	2:B:99:HIS:HA	15	2.05
(1,33)	1:A:55:SER:CB	2:B:99:HIS:HB2	15	2.05
(1,33)	1:A:55:SER:CB	2:B:99:HIS:HB3	15	2.05
(1,33)	1:A:55:SER:CB	2:B:99:HIS:HD1	15	2.05
(1,33)	1:A:55:SER:CB	2:B:99:HIS:HD2	15	2.05
(1,33)	1:A:55:SER:CB	2:B:99:HIS:HE1	15	2.05
(1,33)	1:A:55:SER:CB	2:B:99:HIS:HE2	15	2.05
(1,33)	1:A:55:SER:CB	2:B:99:HIS:N	15	2.05
(1,33)	1:A:55:SER:CB	2:B:99:HIS:ND1	15	2.05
(1,33)	1:A:55:SER:CB	2:B:99:HIS:NE2	15	2.05
(1,33)	1:A:55:SER:CB	2:B:99:HIS:O	15	2.05
(1,33)	1:A:55:SER:CB	2:B:101:VAL:C	15	2.05
(1,33)	1:A:55:SER:CB	2:B:101:VAL:CA	15	2.05
(1,33)	1:A:55:SER:CB	2:B:101:VAL:CB	15	2.05
(1,33)	1:A:55:SER:CB	2:B:101:VAL:CG1	15	2.05
(1,33)	1:A:55:SER:CB	2:B:101:VAL:CG2	15	2.05
(1,33)	1:A:55:SER:CB	2:B:101:VAL:H	15	2.05
(1,33)	1:A:55:SER:CB	2:B:101:VAL:HA	15	2.05
(1,33)	1:A:55:SER:CB	2:B:101:VAL:HB	15	2.05
(1,33)	1:A:55:SER:CB	2:B:101:VAL:HG11	15	2.05
(1,33)	1:A:55:SER:CB	2:B:101:VAL:HG12	15	2.05
(1,33)	1:A:55:SER:CB	2:B:101:VAL:HG13	15	2.05
(1,33)	1:A:55:SER:CB	2:B:101:VAL:HG21	15	2.05
(1,33)	1:A:55:SER:CB	2:B:101:VAL:HG22	15	2.05
(1,33)	1:A:55:SER:CB	2:B:101:VAL:HG23	15	2.05
(1,33)	1:A:55:SER:CB	2:B:101:VAL:N	15	2.05
(1,33)	1:A:55:SER:CB	2:B:101:VAL:O	15	2.05
(1,33)	1:A:55:SER:H	2:B:75:ILE:C	15	2.05
(1,33)	1:A:55:SER:H	2:B:75:ILE:CA	15	2.05
(1,33)	1:A:55:SER:H	2:B:75:ILE:CB	15	2.05
(1,33)	1:A:55:SER:H	2:B:75:ILE:CD1	15	2.05
(1,33)	1:A:55:SER:H	2:B:75:ILE:CG1	15	2.05
(1,33)	1:A:55:SER:H	2:B:75:ILE:CG2	15	2.05
(1,33)	1:A:55:SER:H	2:B:75:ILE:H	15	2.05
(1,33)	1:A:55:SER:H	2:B:75:ILE:HA	15	2.05
(1,33)	1:A:55:SER:H	2:B:75:ILE:HB	15	2.05
(1,33)	1:A:55:SER:H	2:B:75:ILE:HD11	15	2.05

*Continued on next page...*

*Continued from previous page...*

Key	Atom-1	Atom-2	Model ID	Violation (Å)
(1,33)	1:A:55:SER:H	2:B:75:ILE:HD12	15	2.05
(1,33)	1:A:55:SER:H	2:B:75:ILE:HD13	15	2.05
(1,33)	1:A:55:SER:H	2:B:75:ILE:HG12	15	2.05
(1,33)	1:A:55:SER:H	2:B:75:ILE:HG13	15	2.05
(1,33)	1:A:55:SER:H	2:B:75:ILE:HG21	15	2.05
(1,33)	1:A:55:SER:H	2:B:75:ILE:HG22	15	2.05
(1,33)	1:A:55:SER:H	2:B:75:ILE:HG23	15	2.05
(1,33)	1:A:55:SER:H	2:B:75:ILE:N	15	2.05
(1,33)	1:A:55:SER:H	2:B:75:ILE:O	15	2.05
(1,33)	1:A:55:SER:H	2:B:77:ALA:C	15	2.05
(1,33)	1:A:55:SER:H	2:B:77:ALA:CA	15	2.05
(1,33)	1:A:55:SER:H	2:B:77:ALA:CB	15	2.05
(1,33)	1:A:55:SER:H	2:B:77:ALA:H	15	2.05
(1,33)	1:A:55:SER:H	2:B:77:ALA:HA	15	2.05
(1,33)	1:A:55:SER:H	2:B:77:ALA:HB1	15	2.05
(1,33)	1:A:55:SER:H	2:B:77:ALA:HB2	15	2.05
(1,33)	1:A:55:SER:H	2:B:77:ALA:HB3	15	2.05
(1,33)	1:A:55:SER:H	2:B:77:ALA:N	15	2.05
(1,33)	1:A:55:SER:H	2:B:77:ALA:O	15	2.05
(1,33)	1:A:55:SER:H	2:B:78:GLY:C	15	2.05
(1,33)	1:A:55:SER:H	2:B:78:GLY:CA	15	2.05
(1,33)	1:A:55:SER:H	2:B:78:GLY:H	15	2.05
(1,33)	1:A:55:SER:H	2:B:78:GLY:HA2	15	2.05
(1,33)	1:A:55:SER:H	2:B:78:GLY:HA3	15	2.05
(1,33)	1:A:55:SER:H	2:B:78:GLY:N	15	2.05
(1,33)	1:A:55:SER:H	2:B:78:GLY:O	15	2.05
(1,33)	1:A:55:SER:H	2:B:79:LYS:C	15	2.05
(1,33)	1:A:55:SER:H	2:B:79:LYS:CA	15	2.05
(1,33)	1:A:55:SER:H	2:B:79:LYS:CB	15	2.05
(1,33)	1:A:55:SER:H	2:B:79:LYS:CD	15	2.05
(1,33)	1:A:55:SER:H	2:B:79:LYS:CE	15	2.05
(1,33)	1:A:55:SER:H	2:B:79:LYS:CG	15	2.05
(1,33)	1:A:55:SER:H	2:B:79:LYS:H	15	2.05
(1,33)	1:A:55:SER:H	2:B:79:LYS:HA	15	2.05
(1,33)	1:A:55:SER:H	2:B:79:LYS:HB2	15	2.05
(1,33)	1:A:55:SER:H	2:B:79:LYS:HB3	15	2.05
(1,33)	1:A:55:SER:H	2:B:79:LYS:HD2	15	2.05
(1,33)	1:A:55:SER:H	2:B:79:LYS:HD3	15	2.05
(1,33)	1:A:55:SER:H	2:B:79:LYS:HE2	15	2.05
(1,33)	1:A:55:SER:H	2:B:79:LYS:HE3	15	2.05
(1,33)	1:A:55:SER:H	2:B:79:LYS:HG2	15	2.05
(1,33)	1:A:55:SER:H	2:B:79:LYS:HG3	15	2.05

*Continued on next page...*

*Continued from previous page...*

Key	Atom-1	Atom-2	Model ID	Violation (Å)
(1,33)	1:A:55:SER:H	2:B:79:LYS:HZ1	15	2.05
(1,33)	1:A:55:SER:H	2:B:79:LYS:HZ2	15	2.05
(1,33)	1:A:55:SER:H	2:B:79:LYS:HZ3	15	2.05
(1,33)	1:A:55:SER:H	2:B:79:LYS:N	15	2.05
(1,33)	1:A:55:SER:H	2:B:79:LYS:NZ	15	2.05
(1,33)	1:A:55:SER:H	2:B:79:LYS:O	15	2.05
(1,33)	1:A:55:SER:H	2:B:80:ILE:C	15	2.05
(1,33)	1:A:55:SER:H	2:B:80:ILE:CA	15	2.05
(1,33)	1:A:55:SER:H	2:B:80:ILE:CB	15	2.05
(1,33)	1:A:55:SER:H	2:B:80:ILE:CD1	15	2.05
(1,33)	1:A:55:SER:H	2:B:80:ILE:CG1	15	2.05
(1,33)	1:A:55:SER:H	2:B:80:ILE:CG2	15	2.05
(1,33)	1:A:55:SER:H	2:B:80:ILE:H	15	2.05
(1,33)	1:A:55:SER:H	2:B:80:ILE:HA	15	2.05
(1,33)	1:A:55:SER:H	2:B:80:ILE:HB	15	2.05
(1,33)	1:A:55:SER:H	2:B:80:ILE:HD11	15	2.05
(1,33)	1:A:55:SER:H	2:B:80:ILE:HD12	15	2.05
(1,33)	1:A:55:SER:H	2:B:80:ILE:HD13	15	2.05
(1,33)	1:A:55:SER:H	2:B:80:ILE:HG12	15	2.05
(1,33)	1:A:55:SER:H	2:B:80:ILE:HG13	15	2.05
(1,33)	1:A:55:SER:H	2:B:80:ILE:HG21	15	2.05
(1,33)	1:A:55:SER:H	2:B:80:ILE:HG22	15	2.05
(1,33)	1:A:55:SER:H	2:B:80:ILE:HG23	15	2.05
(1,33)	1:A:55:SER:H	2:B:80:ILE:N	15	2.05
(1,33)	1:A:55:SER:H	2:B:80:ILE:O	15	2.05
(1,33)	1:A:55:SER:H	2:B:84:GLN:C	15	2.05
(1,33)	1:A:55:SER:H	2:B:84:GLN:CA	15	2.05
(1,33)	1:A:55:SER:H	2:B:84:GLN:CB	15	2.05
(1,33)	1:A:55:SER:H	2:B:84:GLN:CD	15	2.05
(1,33)	1:A:55:SER:H	2:B:84:GLN:CG	15	2.05
(1,33)	1:A:55:SER:H	2:B:84:GLN:H	15	2.05
(1,33)	1:A:55:SER:H	2:B:84:GLN:HA	15	2.05
(1,33)	1:A:55:SER:H	2:B:84:GLN:HB2	15	2.05
(1,33)	1:A:55:SER:H	2:B:84:GLN:HB3	15	2.05
(1,33)	1:A:55:SER:H	2:B:84:GLN:HE21	15	2.05
(1,33)	1:A:55:SER:H	2:B:84:GLN:HE22	15	2.05
(1,33)	1:A:55:SER:H	2:B:84:GLN:HG2	15	2.05
(1,33)	1:A:55:SER:H	2:B:84:GLN:HG3	15	2.05
(1,33)	1:A:55:SER:H	2:B:84:GLN:N	15	2.05
(1,33)	1:A:55:SER:H	2:B:84:GLN:NE2	15	2.05
(1,33)	1:A:55:SER:H	2:B:84:GLN:O	15	2.05
(1,33)	1:A:55:SER:H	2:B:84:GLN:OE1	15	2.05

*Continued on next page...*

*Continued from previous page...*

Key	Atom-1	Atom-2	Model ID	Violation (Å)
(1,33)	1:A:55:SER:H	2:B:97:THR:C	15	2.05
(1,33)	1:A:55:SER:H	2:B:97:THR:CA	15	2.05
(1,33)	1:A:55:SER:H	2:B:97:THR:CB	15	2.05
(1,33)	1:A:55:SER:H	2:B:97:THR:CG2	15	2.05
(1,33)	1:A:55:SER:H	2:B:97:THR:H	15	2.05
(1,33)	1:A:55:SER:H	2:B:97:THR:HA	15	2.05
(1,33)	1:A:55:SER:H	2:B:97:THR:HB	15	2.05
(1,33)	1:A:55:SER:H	2:B:97:THR:HG1	15	2.05
(1,33)	1:A:55:SER:H	2:B:97:THR:HG21	15	2.05
(1,33)	1:A:55:SER:H	2:B:97:THR:HG22	15	2.05
(1,33)	1:A:55:SER:H	2:B:97:THR:HG23	15	2.05
(1,33)	1:A:55:SER:H	2:B:97:THR:N	15	2.05
(1,33)	1:A:55:SER:H	2:B:97:THR:O	15	2.05
(1,33)	1:A:55:SER:H	2:B:97:THR:OG1	15	2.05
(1,33)	1:A:55:SER:H	2:B:99:HIS:C	15	2.05
(1,33)	1:A:55:SER:H	2:B:99:HIS:CA	15	2.05
(1,33)	1:A:55:SER:H	2:B:99:HIS:CB	15	2.05
(1,33)	1:A:55:SER:H	2:B:99:HIS:CD2	15	2.05
(1,33)	1:A:55:SER:H	2:B:99:HIS:CE1	15	2.05
(1,33)	1:A:55:SER:H	2:B:99:HIS:CG	15	2.05
(1,33)	1:A:55:SER:H	2:B:99:HIS:H	15	2.05
(1,33)	1:A:55:SER:H	2:B:99:HIS:HA	15	2.05
(1,33)	1:A:55:SER:H	2:B:99:HIS:HB2	15	2.05
(1,33)	1:A:55:SER:H	2:B:99:HIS:HB3	15	2.05
(1,33)	1:A:55:SER:H	2:B:99:HIS:HD1	15	2.05
(1,33)	1:A:55:SER:H	2:B:99:HIS:HD2	15	2.05
(1,33)	1:A:55:SER:H	2:B:99:HIS:HE1	15	2.05
(1,33)	1:A:55:SER:H	2:B:99:HIS:HE2	15	2.05
(1,33)	1:A:55:SER:H	2:B:99:HIS:N	15	2.05
(1,33)	1:A:55:SER:H	2:B:99:HIS:ND1	15	2.05
(1,33)	1:A:55:SER:H	2:B:99:HIS:NE2	15	2.05
(1,33)	1:A:55:SER:H	2:B:99:HIS:O	15	2.05
(1,33)	1:A:55:SER:H	2:B:101:VAL:C	15	2.05
(1,33)	1:A:55:SER:H	2:B:101:VAL:CA	15	2.05
(1,33)	1:A:55:SER:H	2:B:101:VAL:CB	15	2.05
(1,33)	1:A:55:SER:H	2:B:101:VAL:CG1	15	2.05
(1,33)	1:A:55:SER:H	2:B:101:VAL:CG2	15	2.05
(1,33)	1:A:55:SER:H	2:B:101:VAL:H	15	2.05
(1,33)	1:A:55:SER:H	2:B:101:VAL:HA	15	2.05
(1,33)	1:A:55:SER:H	2:B:101:VAL:HB	15	2.05
(1,33)	1:A:55:SER:H	2:B:101:VAL:HG11	15	2.05
(1,33)	1:A:55:SER:H	2:B:101:VAL:HG12	15	2.05

*Continued on next page...*

*Continued from previous page...*

Key	Atom-1	Atom-2	Model ID	Violation (Å)
(1,33)	1:A:55:SER:H	2:B:101:VAL:HG13	15	2.05
(1,33)	1:A:55:SER:H	2:B:101:VAL:HG21	15	2.05
(1,33)	1:A:55:SER:H	2:B:101:VAL:HG22	15	2.05
(1,33)	1:A:55:SER:H	2:B:101:VAL:HG23	15	2.05
(1,33)	1:A:55:SER:H	2:B:101:VAL:N	15	2.05
(1,33)	1:A:55:SER:H	2:B:101:VAL:O	15	2.05
(1,33)	1:A:55:SER:HA	2:B:75:ILE:C	15	2.05
(1,33)	1:A:55:SER:HA	2:B:75:ILE:CA	15	2.05
(1,33)	1:A:55:SER:HA	2:B:75:ILE:CB	15	2.05
(1,33)	1:A:55:SER:HA	2:B:75:ILE:CD1	15	2.05
(1,33)	1:A:55:SER:HA	2:B:75:ILE:CG1	15	2.05
(1,33)	1:A:55:SER:HA	2:B:75:ILE:CG2	15	2.05
(1,33)	1:A:55:SER:HA	2:B:75:ILE:H	15	2.05
(1,33)	1:A:55:SER:HA	2:B:75:ILE:HA	15	2.05
(1,33)	1:A:55:SER:HA	2:B:75:ILE:HB	15	2.05
(1,33)	1:A:55:SER:HA	2:B:75:ILE:HD11	15	2.05
(1,33)	1:A:55:SER:HA	2:B:75:ILE:HD12	15	2.05
(1,33)	1:A:55:SER:HA	2:B:75:ILE:HD13	15	2.05
(1,33)	1:A:55:SER:HA	2:B:75:ILE:HG12	15	2.05
(1,33)	1:A:55:SER:HA	2:B:75:ILE:HG13	15	2.05
(1,33)	1:A:55:SER:HA	2:B:75:ILE:HG21	15	2.05
(1,33)	1:A:55:SER:HA	2:B:75:ILE:HG22	15	2.05
(1,33)	1:A:55:SER:HA	2:B:75:ILE:HG23	15	2.05
(1,33)	1:A:55:SER:HA	2:B:75:ILE:N	15	2.05
(1,33)	1:A:55:SER:HA	2:B:75:ILE:O	15	2.05
(1,33)	1:A:55:SER:HA	2:B:77:ALA:C	15	2.05
(1,33)	1:A:55:SER:HA	2:B:77:ALA:CA	15	2.05
(1,33)	1:A:55:SER:HA	2:B:77:ALA:CB	15	2.05
(1,33)	1:A:55:SER:HA	2:B:77:ALA:H	15	2.05
(1,33)	1:A:55:SER:HA	2:B:77:ALA:HA	15	2.05
(1,33)	1:A:55:SER:HA	2:B:77:ALA:HB1	15	2.05
(1,33)	1:A:55:SER:HA	2:B:77:ALA:HB2	15	2.05
(1,33)	1:A:55:SER:HA	2:B:77:ALA:HB3	15	2.05
(1,33)	1:A:55:SER:HA	2:B:77:ALA:N	15	2.05
(1,33)	1:A:55:SER:HA	2:B:77:ALA:O	15	2.05
(1,33)	1:A:55:SER:HA	2:B:78:GLY:C	15	2.05
(1,33)	1:A:55:SER:HA	2:B:78:GLY:CA	15	2.05
(1,33)	1:A:55:SER:HA	2:B:78:GLY:H	15	2.05
(1,33)	1:A:55:SER:HA	2:B:78:GLY:HA2	15	2.05
(1,33)	1:A:55:SER:HA	2:B:78:GLY:HA3	15	2.05
(1,33)	1:A:55:SER:HA	2:B:78:GLY:N	15	2.05
(1,33)	1:A:55:SER:HA	2:B:78:GLY:O	15	2.05

*Continued on next page...*

*Continued from previous page...*

Key	Atom-1	Atom-2	Model ID	Violation (Å)
(1,33)	1:A:55:SER:HA	2:B:79:LYS:C	15	2.05
(1,33)	1:A:55:SER:HA	2:B:79:LYS:CA	15	2.05
(1,33)	1:A:55:SER:HA	2:B:79:LYS:CB	15	2.05
(1,33)	1:A:55:SER:HA	2:B:79:LYS:CD	15	2.05
(1,33)	1:A:55:SER:HA	2:B:79:LYS:CE	15	2.05
(1,33)	1:A:55:SER:HA	2:B:79:LYS:CG	15	2.05
(1,33)	1:A:55:SER:HA	2:B:79:LYS:H	15	2.05
(1,33)	1:A:55:SER:HA	2:B:79:LYS:HA	15	2.05
(1,33)	1:A:55:SER:HA	2:B:79:LYS:HB2	15	2.05
(1,33)	1:A:55:SER:HA	2:B:79:LYS:HB3	15	2.05
(1,33)	1:A:55:SER:HA	2:B:79:LYS:HD2	15	2.05
(1,33)	1:A:55:SER:HA	2:B:79:LYS:HD3	15	2.05
(1,33)	1:A:55:SER:HA	2:B:79:LYS:HE2	15	2.05
(1,33)	1:A:55:SER:HA	2:B:79:LYS:HE3	15	2.05
(1,33)	1:A:55:SER:HA	2:B:79:LYS:HG2	15	2.05
(1,33)	1:A:55:SER:HA	2:B:79:LYS:HG3	15	2.05
(1,33)	1:A:55:SER:HA	2:B:79:LYS:HZ1	15	2.05
(1,33)	1:A:55:SER:HA	2:B:79:LYS:HZ2	15	2.05
(1,33)	1:A:55:SER:HA	2:B:79:LYS:HZ3	15	2.05
(1,33)	1:A:55:SER:HA	2:B:79:LYS:N	15	2.05
(1,33)	1:A:55:SER:HA	2:B:79:LYS:NZ	15	2.05
(1,33)	1:A:55:SER:HA	2:B:79:LYS:O	15	2.05
(1,33)	1:A:55:SER:HA	2:B:80:ILE:C	15	2.05
(1,33)	1:A:55:SER:HA	2:B:80:ILE:CA	15	2.05
(1,33)	1:A:55:SER:HA	2:B:80:ILE:CB	15	2.05
(1,33)	1:A:55:SER:HA	2:B:80:ILE:CD1	15	2.05
(1,33)	1:A:55:SER:HA	2:B:80:ILE:CG1	15	2.05
(1,33)	1:A:55:SER:HA	2:B:80:ILE:CG2	15	2.05
(1,33)	1:A:55:SER:HA	2:B:80:ILE:H	15	2.05
(1,33)	1:A:55:SER:HA	2:B:80:ILE:HA	15	2.05
(1,33)	1:A:55:SER:HA	2:B:80:ILE:HB	15	2.05
(1,33)	1:A:55:SER:HA	2:B:80:ILE:HD11	15	2.05
(1,33)	1:A:55:SER:HA	2:B:80:ILE:HD12	15	2.05
(1,33)	1:A:55:SER:HA	2:B:80:ILE:HD13	15	2.05
(1,33)	1:A:55:SER:HA	2:B:80:ILE:HG12	15	2.05
(1,33)	1:A:55:SER:HA	2:B:80:ILE:HG13	15	2.05
(1,33)	1:A:55:SER:HA	2:B:80:ILE:HG21	15	2.05
(1,33)	1:A:55:SER:HA	2:B:80:ILE:HG22	15	2.05
(1,33)	1:A:55:SER:HA	2:B:80:ILE:HG23	15	2.05
(1,33)	1:A:55:SER:HA	2:B:80:ILE:N	15	2.05
(1,33)	1:A:55:SER:HA	2:B:80:ILE:O	15	2.05
(1,33)	1:A:55:SER:HA	2:B:84:GLN:C	15	2.05

*Continued on next page...*

*Continued from previous page...*

Key	Atom-1	Atom-2	Model ID	Violation (Å)
(1,33)	1:A:55:SER:HA	2:B:84:GLN:CA	15	2.05
(1,33)	1:A:55:SER:HA	2:B:84:GLN:CB	15	2.05
(1,33)	1:A:55:SER:HA	2:B:84:GLN:CD	15	2.05
(1,33)	1:A:55:SER:HA	2:B:84:GLN:CG	15	2.05
(1,33)	1:A:55:SER:HA	2:B:84:GLN:H	15	2.05
(1,33)	1:A:55:SER:HA	2:B:84:GLN:HA	15	2.05
(1,33)	1:A:55:SER:HA	2:B:84:GLN:HB2	15	2.05
(1,33)	1:A:55:SER:HA	2:B:84:GLN:HB3	15	2.05
(1,33)	1:A:55:SER:HA	2:B:84:GLN:HE21	15	2.05
(1,33)	1:A:55:SER:HA	2:B:84:GLN:HE22	15	2.05
(1,33)	1:A:55:SER:HA	2:B:84:GLN:HG2	15	2.05
(1,33)	1:A:55:SER:HA	2:B:84:GLN:HG3	15	2.05
(1,33)	1:A:55:SER:HA	2:B:84:GLN:N	15	2.05
(1,33)	1:A:55:SER:HA	2:B:84:GLN:NE2	15	2.05
(1,33)	1:A:55:SER:HA	2:B:84:GLN:O	15	2.05
(1,33)	1:A:55:SER:HA	2:B:84:GLN:OE1	15	2.05
(1,33)	1:A:55:SER:HA	2:B:97:THR:C	15	2.05
(1,33)	1:A:55:SER:HA	2:B:97:THR:CA	15	2.05
(1,33)	1:A:55:SER:HA	2:B:97:THR:CB	15	2.05
(1,33)	1:A:55:SER:HA	2:B:97:THR:CG2	15	2.05
(1,33)	1:A:55:SER:HA	2:B:97:THR:H	15	2.05
(1,33)	1:A:55:SER:HA	2:B:97:THR:HA	15	2.05
(1,33)	1:A:55:SER:HA	2:B:97:THR:HB	15	2.05
(1,33)	1:A:55:SER:HA	2:B:97:THR:HG1	15	2.05
(1,33)	1:A:55:SER:HA	2:B:97:THR:HG21	15	2.05
(1,33)	1:A:55:SER:HA	2:B:97:THR:HG22	15	2.05
(1,33)	1:A:55:SER:HA	2:B:97:THR:HG23	15	2.05
(1,33)	1:A:55:SER:HA	2:B:97:THR:N	15	2.05
(1,33)	1:A:55:SER:HA	2:B:97:THR:O	15	2.05
(1,33)	1:A:55:SER:HA	2:B:97:THR:OG1	15	2.05
(1,33)	1:A:55:SER:HA	2:B:99:HIS:C	15	2.05
(1,33)	1:A:55:SER:HA	2:B:99:HIS:CA	15	2.05
(1,33)	1:A:55:SER:HA	2:B:99:HIS:CB	15	2.05
(1,33)	1:A:55:SER:HA	2:B:99:HIS:CD2	15	2.05
(1,33)	1:A:55:SER:HA	2:B:99:HIS:CE1	15	2.05
(1,33)	1:A:55:SER:HA	2:B:99:HIS:CG	15	2.05
(1,33)	1:A:55:SER:HA	2:B:99:HIS:H	15	2.05
(1,33)	1:A:55:SER:HA	2:B:99:HIS:HA	15	2.05
(1,33)	1:A:55:SER:HA	2:B:99:HIS:HB2	15	2.05
(1,33)	1:A:55:SER:HA	2:B:99:HIS:HB3	15	2.05
(1,33)	1:A:55:SER:HA	2:B:99:HIS:HD1	15	2.05
(1,33)	1:A:55:SER:HA	2:B:99:HIS:HD2	15	2.05

*Continued on next page...*



*Continued from previous page...*

Key	Atom-1	Atom-2	Model ID	Violation (Å)
(1,33)	1:A:55:SER:HA	2:B:99:HIS:HE1	15	2.05
(1,33)	1:A:55:SER:HA	2:B:99:HIS:HE2	15	2.05
(1,33)	1:A:55:SER:HA	2:B:99:HIS:N	15	2.05
(1,33)	1:A:55:SER:HA	2:B:99:HIS:ND1	15	2.05
(1,33)	1:A:55:SER:HA	2:B:99:HIS:NE2	15	2.05
(1,33)	1:A:55:SER:HA	2:B:99:HIS:O	15	2.05
(1,33)	1:A:55:SER:HA	2:B:101:VAL:C	15	2.05
(1,33)	1:A:55:SER:HA	2:B:101:VAL:CA	15	2.05
(1,33)	1:A:55:SER:HA	2:B:101:VAL:CB	15	2.05
(1,33)	1:A:55:SER:HA	2:B:101:VAL:CG1	15	2.05
(1,33)	1:A:55:SER:HA	2:B:101:VAL:CG2	15	2.05
(1,33)	1:A:55:SER:HA	2:B:101:VAL:H	15	2.05
(1,33)	1:A:55:SER:HA	2:B:101:VAL:HA	15	2.05
(1,33)	1:A:55:SER:HA	2:B:101:VAL:HB	15	2.05
(1,33)	1:A:55:SER:HA	2:B:101:VAL:HG11	15	2.05
(1,33)	1:A:55:SER:HA	2:B:101:VAL:HG12	15	2.05
(1,33)	1:A:55:SER:HA	2:B:101:VAL:HG13	15	2.05
(1,33)	1:A:55:SER:HA	2:B:101:VAL:HG21	15	2.05
(1,33)	1:A:55:SER:HA	2:B:101:VAL:HG22	15	2.05
(1,33)	1:A:55:SER:HA	2:B:101:VAL:HG23	15	2.05
(1,33)	1:A:55:SER:HA	2:B:101:VAL:N	15	2.05
(1,33)	1:A:55:SER:HA	2:B:101:VAL:O	15	2.05
(1,33)	1:A:55:SER:HB2	2:B:75:ILE:C	15	2.05
(1,33)	1:A:55:SER:HB2	2:B:75:ILE:CA	15	2.05
(1,33)	1:A:55:SER:HB2	2:B:75:ILE:CB	15	2.05
(1,33)	1:A:55:SER:HB2	2:B:75:ILE:CD1	15	2.05
(1,33)	1:A:55:SER:HB2	2:B:75:ILE:CG1	15	2.05
(1,33)	1:A:55:SER:HB2	2:B:75:ILE:CG2	15	2.05
(1,33)	1:A:55:SER:HB2	2:B:75:ILE:H	15	2.05
(1,33)	1:A:55:SER:HB2	2:B:75:ILE:HA	15	2.05
(1,33)	1:A:55:SER:HB2	2:B:75:ILE:HB	15	2.05
(1,33)	1:A:55:SER:HB2	2:B:75:ILE:HD11	15	2.05
(1,33)	1:A:55:SER:HB2	2:B:75:ILE:HD12	15	2.05
(1,33)	1:A:55:SER:HB2	2:B:75:ILE:HD13	15	2.05
(1,33)	1:A:55:SER:HB2	2:B:75:ILE:HG12	15	2.05
(1,33)	1:A:55:SER:HB2	2:B:75:ILE:HG13	15	2.05
(1,33)	1:A:55:SER:HB2	2:B:75:ILE:HG21	15	2.05
(1,33)	1:A:55:SER:HB2	2:B:75:ILE:HG22	15	2.05
(1,33)	1:A:55:SER:HB2	2:B:75:ILE:HG23	15	2.05
(1,33)	1:A:55:SER:HB2	2:B:75:ILE:N	15	2.05
(1,33)	1:A:55:SER:HB2	2:B:75:ILE:O	15	2.05
(1,33)	1:A:55:SER:HB2	2:B:77:ALA:C	15	2.05

*Continued on next page...*

*Continued from previous page...*

Key	Atom-1	Atom-2	Model ID	Violation (Å)
(1,33)	1:A:55:SER:HB2	2:B:77:ALA:CA	15	2.05
(1,33)	1:A:55:SER:HB2	2:B:77:ALA:CB	15	2.05
(1,33)	1:A:55:SER:HB2	2:B:77:ALA:H	15	2.05
(1,33)	1:A:55:SER:HB2	2:B:77:ALA:HA	15	2.05
(1,33)	1:A:55:SER:HB2	2:B:77:ALA:HB1	15	2.05
(1,33)	1:A:55:SER:HB2	2:B:77:ALA:HB2	15	2.05
(1,33)	1:A:55:SER:HB2	2:B:77:ALA:HB3	15	2.05
(1,33)	1:A:55:SER:HB2	2:B:77:ALA:N	15	2.05
(1,33)	1:A:55:SER:HB2	2:B:77:ALA:O	15	2.05
(1,33)	1:A:55:SER:HB2	2:B:78:GLY:C	15	2.05
(1,33)	1:A:55:SER:HB2	2:B:78:GLY:CA	15	2.05
(1,33)	1:A:55:SER:HB2	2:B:78:GLY:H	15	2.05
(1,33)	1:A:55:SER:HB2	2:B:78:GLY:HA2	15	2.05
(1,33)	1:A:55:SER:HB2	2:B:78:GLY:HA3	15	2.05
(1,33)	1:A:55:SER:HB2	2:B:78:GLY:N	15	2.05
(1,33)	1:A:55:SER:HB2	2:B:78:GLY:O	15	2.05
(1,33)	1:A:55:SER:HB2	2:B:79:LYS:C	15	2.05
(1,33)	1:A:55:SER:HB2	2:B:79:LYS:CA	15	2.05
(1,33)	1:A:55:SER:HB2	2:B:79:LYS:CB	15	2.05
(1,33)	1:A:55:SER:HB2	2:B:79:LYS:CD	15	2.05
(1,33)	1:A:55:SER:HB2	2:B:79:LYS:CE	15	2.05
(1,33)	1:A:55:SER:HB2	2:B:79:LYS:CG	15	2.05
(1,33)	1:A:55:SER:HB2	2:B:79:LYS:H	15	2.05
(1,33)	1:A:55:SER:HB2	2:B:79:LYS:HA	15	2.05
(1,33)	1:A:55:SER:HB2	2:B:79:LYS:HB2	15	2.05
(1,33)	1:A:55:SER:HB2	2:B:79:LYS:HB3	15	2.05
(1,33)	1:A:55:SER:HB2	2:B:79:LYS:HD2	15	2.05
(1,33)	1:A:55:SER:HB2	2:B:79:LYS:HD3	15	2.05
(1,33)	1:A:55:SER:HB2	2:B:79:LYS:HE2	15	2.05
(1,33)	1:A:55:SER:HB2	2:B:79:LYS:HE3	15	2.05
(1,33)	1:A:55:SER:HB2	2:B:79:LYS:HG2	15	2.05
(1,33)	1:A:55:SER:HB2	2:B:79:LYS:HG3	15	2.05
(1,33)	1:A:55:SER:HB2	2:B:79:LYS:HZ1	15	2.05
(1,33)	1:A:55:SER:HB2	2:B:79:LYS:HZ2	15	2.05
(1,33)	1:A:55:SER:HB2	2:B:79:LYS:HZ3	15	2.05
(1,33)	1:A:55:SER:HB2	2:B:79:LYS:N	15	2.05
(1,33)	1:A:55:SER:HB2	2:B:79:LYS:NZ	15	2.05
(1,33)	1:A:55:SER:HB2	2:B:79:LYS:O	15	2.05
(1,33)	1:A:55:SER:HB2	2:B:80:ILE:C	15	2.05
(1,33)	1:A:55:SER:HB2	2:B:80:ILE:CA	15	2.05
(1,33)	1:A:55:SER:HB2	2:B:80:ILE:CB	15	2.05
(1,33)	1:A:55:SER:HB2	2:B:80:ILE:CD1	15	2.05

*Continued on next page...*

*Continued from previous page...*

Key	Atom-1	Atom-2	Model ID	Violation (Å)
(1,33)	1:A:55:SER:HB2	2:B:80:ILE:CG1	15	2.05
(1,33)	1:A:55:SER:HB2	2:B:80:ILE:CG2	15	2.05
(1,33)	1:A:55:SER:HB2	2:B:80:ILE:H	15	2.05
(1,33)	1:A:55:SER:HB2	2:B:80:ILE:HA	15	2.05
(1,33)	1:A:55:SER:HB2	2:B:80:ILE:HB	15	2.05
(1,33)	1:A:55:SER:HB2	2:B:80:ILE:HD11	15	2.05
(1,33)	1:A:55:SER:HB2	2:B:80:ILE:HD12	15	2.05
(1,33)	1:A:55:SER:HB2	2:B:80:ILE:HD13	15	2.05
(1,33)	1:A:55:SER:HB2	2:B:80:ILE:HG12	15	2.05
(1,33)	1:A:55:SER:HB2	2:B:80:ILE:HG13	15	2.05
(1,33)	1:A:55:SER:HB2	2:B:80:ILE:HG21	15	2.05
(1,33)	1:A:55:SER:HB2	2:B:80:ILE:HG22	15	2.05
(1,33)	1:A:55:SER:HB2	2:B:80:ILE:HG23	15	2.05
(1,33)	1:A:55:SER:HB2	2:B:80:ILE:N	15	2.05
(1,33)	1:A:55:SER:HB2	2:B:80:ILE:O	15	2.05
(1,33)	1:A:55:SER:HB2	2:B:84:GLN:C	15	2.05
(1,33)	1:A:55:SER:HB2	2:B:84:GLN:CA	15	2.05
(1,33)	1:A:55:SER:HB2	2:B:84:GLN:CB	15	2.05
(1,33)	1:A:55:SER:HB2	2:B:84:GLN:CD	15	2.05
(1,33)	1:A:55:SER:HB2	2:B:84:GLN:CG	15	2.05
(1,33)	1:A:55:SER:HB2	2:B:84:GLN:H	15	2.05
(1,33)	1:A:55:SER:HB2	2:B:84:GLN:HA	15	2.05
(1,33)	1:A:55:SER:HB2	2:B:84:GLN:HB2	15	2.05
(1,33)	1:A:55:SER:HB2	2:B:84:GLN:HB3	15	2.05
(1,33)	1:A:55:SER:HB2	2:B:84:GLN:HE21	15	2.05
(1,33)	1:A:55:SER:HB2	2:B:84:GLN:HE22	15	2.05
(1,33)	1:A:55:SER:HB2	2:B:84:GLN:HG2	15	2.05
(1,33)	1:A:55:SER:HB2	2:B:84:GLN:HG3	15	2.05
(1,33)	1:A:55:SER:HB2	2:B:84:GLN:N	15	2.05
(1,33)	1:A:55:SER:HB2	2:B:84:GLN:NE2	15	2.05
(1,33)	1:A:55:SER:HB2	2:B:84:GLN:O	15	2.05
(1,33)	1:A:55:SER:HB2	2:B:84:GLN:OE1	15	2.05
(1,33)	1:A:55:SER:HB2	2:B:97:THR:C	15	2.05
(1,33)	1:A:55:SER:HB2	2:B:97:THR:CA	15	2.05
(1,33)	1:A:55:SER:HB2	2:B:97:THR:CB	15	2.05
(1,33)	1:A:55:SER:HB2	2:B:97:THR:CG2	15	2.05
(1,33)	1:A:55:SER:HB2	2:B:97:THR:H	15	2.05
(1,33)	1:A:55:SER:HB2	2:B:97:THR:HA	15	2.05
(1,33)	1:A:55:SER:HB2	2:B:97:THR:HB	15	2.05
(1,33)	1:A:55:SER:HB2	2:B:97:THR:HG1	15	2.05
(1,33)	1:A:55:SER:HB2	2:B:97:THR:HG21	15	2.05
(1,33)	1:A:55:SER:HB2	2:B:97:THR:HG22	15	2.05

*Continued on next page...*

*Continued from previous page...*

Key	Atom-1	Atom-2	Model ID	Violation (Å)
(1,33)	1:A:55:SER:HB2	2:B:97:THR:HG23	15	2.05
(1,33)	1:A:55:SER:HB2	2:B:97:THR:N	15	2.05
(1,33)	1:A:55:SER:HB2	2:B:97:THR:O	15	2.05
(1,33)	1:A:55:SER:HB2	2:B:97:THR:OG1	15	2.05
(1,33)	1:A:55:SER:HB2	2:B:99:HIS:C	15	2.05
(1,33)	1:A:55:SER:HB2	2:B:99:HIS:CA	15	2.05
(1,33)	1:A:55:SER:HB2	2:B:99:HIS:CB	15	2.05
(1,33)	1:A:55:SER:HB2	2:B:99:HIS:CD2	15	2.05
(1,33)	1:A:55:SER:HB2	2:B:99:HIS:CE1	15	2.05
(1,33)	1:A:55:SER:HB2	2:B:99:HIS:CG	15	2.05
(1,33)	1:A:55:SER:HB2	2:B:99:HIS:H	15	2.05
(1,33)	1:A:55:SER:HB2	2:B:99:HIS:HA	15	2.05
(1,33)	1:A:55:SER:HB2	2:B:99:HIS:HB2	15	2.05
(1,33)	1:A:55:SER:HB2	2:B:99:HIS:HB3	15	2.05
(1,33)	1:A:55:SER:HB2	2:B:99:HIS:HD1	15	2.05
(1,33)	1:A:55:SER:HB2	2:B:99:HIS:HD2	15	2.05
(1,33)	1:A:55:SER:HB2	2:B:99:HIS:HE1	15	2.05
(1,33)	1:A:55:SER:HB2	2:B:99:HIS:HE2	15	2.05
(1,33)	1:A:55:SER:HB2	2:B:99:HIS:N	15	2.05
(1,33)	1:A:55:SER:HB2	2:B:99:HIS:ND1	15	2.05
(1,33)	1:A:55:SER:HB2	2:B:99:HIS:NE2	15	2.05
(1,33)	1:A:55:SER:HB2	2:B:99:HIS:O	15	2.05
(1,33)	1:A:55:SER:HB2	2:B:101:VAL:C	15	2.05
(1,33)	1:A:55:SER:HB2	2:B:101:VAL:CA	15	2.05
(1,33)	1:A:55:SER:HB2	2:B:101:VAL:CB	15	2.05
(1,33)	1:A:55:SER:HB2	2:B:101:VAL:CG1	15	2.05
(1,33)	1:A:55:SER:HB2	2:B:101:VAL:CG2	15	2.05
(1,33)	1:A:55:SER:HB2	2:B:101:VAL:H	15	2.05
(1,33)	1:A:55:SER:HB2	2:B:101:VAL:HA	15	2.05
(1,33)	1:A:55:SER:HB2	2:B:101:VAL:HB	15	2.05
(1,33)	1:A:55:SER:HB2	2:B:101:VAL:HG11	15	2.05
(1,33)	1:A:55:SER:HB2	2:B:101:VAL:HG12	15	2.05
(1,33)	1:A:55:SER:HB2	2:B:101:VAL:HG13	15	2.05
(1,33)	1:A:55:SER:HB2	2:B:101:VAL:HG21	15	2.05
(1,33)	1:A:55:SER:HB2	2:B:101:VAL:HG22	15	2.05
(1,33)	1:A:55:SER:HB2	2:B:101:VAL:HG23	15	2.05
(1,33)	1:A:55:SER:HB2	2:B:101:VAL:N	15	2.05
(1,33)	1:A:55:SER:HB2	2:B:101:VAL:O	15	2.05
(1,33)	1:A:55:SER:HB3	2:B:75:ILE:C	15	2.05
(1,33)	1:A:55:SER:HB3	2:B:75:ILE:CA	15	2.05
(1,33)	1:A:55:SER:HB3	2:B:75:ILE:CB	15	2.05
(1,33)	1:A:55:SER:HB3	2:B:75:ILE:CD1	15	2.05

*Continued on next page...*

*Continued from previous page...*

Key	Atom-1	Atom-2	Model ID	Violation (Å)
(1,33)	1:A:55:SER:HB3	2:B:75:ILE:CG1	15	2.05
(1,33)	1:A:55:SER:HB3	2:B:75:ILE:CG2	15	2.05
(1,33)	1:A:55:SER:HB3	2:B:75:ILE:H	15	2.05
(1,33)	1:A:55:SER:HB3	2:B:75:ILE:HA	15	2.05
(1,33)	1:A:55:SER:HB3	2:B:75:ILE:HB	15	2.05
(1,33)	1:A:55:SER:HB3	2:B:75:ILE:HD11	15	2.05
(1,33)	1:A:55:SER:HB3	2:B:75:ILE:HD12	15	2.05
(1,33)	1:A:55:SER:HB3	2:B:75:ILE:HD13	15	2.05
(1,33)	1:A:55:SER:HB3	2:B:75:ILE:HG12	15	2.05
(1,33)	1:A:55:SER:HB3	2:B:75:ILE:HG13	15	2.05
(1,33)	1:A:55:SER:HB3	2:B:75:ILE:HG21	15	2.05
(1,33)	1:A:55:SER:HB3	2:B:75:ILE:HG22	15	2.05
(1,33)	1:A:55:SER:HB3	2:B:75:ILE:HG23	15	2.05
(1,33)	1:A:55:SER:HB3	2:B:75:ILE:N	15	2.05
(1,33)	1:A:55:SER:HB3	2:B:75:ILE:O	15	2.05
(1,33)	1:A:55:SER:HB3	2:B:77:ALA:C	15	2.05
(1,33)	1:A:55:SER:HB3	2:B:77:ALA:CA	15	2.05
(1,33)	1:A:55:SER:HB3	2:B:77:ALA:CB	15	2.05
(1,33)	1:A:55:SER:HB3	2:B:77:ALA:H	15	2.05
(1,33)	1:A:55:SER:HB3	2:B:77:ALA:HA	15	2.05
(1,33)	1:A:55:SER:HB3	2:B:77:ALA:HB1	15	2.05
(1,33)	1:A:55:SER:HB3	2:B:77:ALA:HB2	15	2.05
(1,33)	1:A:55:SER:HB3	2:B:77:ALA:HB3	15	2.05
(1,33)	1:A:55:SER:HB3	2:B:77:ALA:N	15	2.05
(1,33)	1:A:55:SER:HB3	2:B:77:ALA:O	15	2.05
(1,33)	1:A:55:SER:HB3	2:B:78:GLY:C	15	2.05
(1,33)	1:A:55:SER:HB3	2:B:78:GLY:CA	15	2.05
(1,33)	1:A:55:SER:HB3	2:B:78:GLY:H	15	2.05
(1,33)	1:A:55:SER:HB3	2:B:78:GLY:HA2	15	2.05
(1,33)	1:A:55:SER:HB3	2:B:78:GLY:HA3	15	2.05
(1,33)	1:A:55:SER:HB3	2:B:78:GLY:N	15	2.05
(1,33)	1:A:55:SER:HB3	2:B:78:GLY:O	15	2.05
(1,33)	1:A:55:SER:HB3	2:B:79:LYS:C	15	2.05
(1,33)	1:A:55:SER:HB3	2:B:79:LYS:CA	15	2.05
(1,33)	1:A:55:SER:HB3	2:B:79:LYS:CB	15	2.05
(1,33)	1:A:55:SER:HB3	2:B:79:LYS:CD	15	2.05
(1,33)	1:A:55:SER:HB3	2:B:79:LYS:CE	15	2.05
(1,33)	1:A:55:SER:HB3	2:B:79:LYS:CG	15	2.05
(1,33)	1:A:55:SER:HB3	2:B:79:LYS:H	15	2.05
(1,33)	1:A:55:SER:HB3	2:B:79:LYS:HA	15	2.05
(1,33)	1:A:55:SER:HB3	2:B:79:LYS:HB2	15	2.05
(1,33)	1:A:55:SER:HB3	2:B:79:LYS:HB3	15	2.05

*Continued on next page...*

*Continued from previous page...*

Key	Atom-1	Atom-2	Model ID	Violation (Å)
(1,33)	1:A:55:SER:HB3	2:B:79:LYS:HD2	15	2.05
(1,33)	1:A:55:SER:HB3	2:B:79:LYS:HD3	15	2.05
(1,33)	1:A:55:SER:HB3	2:B:79:LYS:HE2	15	2.05
(1,33)	1:A:55:SER:HB3	2:B:79:LYS:HE3	15	2.05
(1,33)	1:A:55:SER:HB3	2:B:79:LYS:HG2	15	2.05
(1,33)	1:A:55:SER:HB3	2:B:79:LYS:HG3	15	2.05
(1,33)	1:A:55:SER:HB3	2:B:79:LYS:HZ1	15	2.05
(1,33)	1:A:55:SER:HB3	2:B:79:LYS:HZ2	15	2.05
(1,33)	1:A:55:SER:HB3	2:B:79:LYS:HZ3	15	2.05
(1,33)	1:A:55:SER:HB3	2:B:79:LYS:N	15	2.05
(1,33)	1:A:55:SER:HB3	2:B:79:LYS:NZ	15	2.05
(1,33)	1:A:55:SER:HB3	2:B:79:LYS:O	15	2.05
(1,33)	1:A:55:SER:HB3	2:B:80:ILE:C	15	2.05
(1,33)	1:A:55:SER:HB3	2:B:80:ILE:CA	15	2.05
(1,33)	1:A:55:SER:HB3	2:B:80:ILE:CB	15	2.05
(1,33)	1:A:55:SER:HB3	2:B:80:ILE:CD1	15	2.05
(1,33)	1:A:55:SER:HB3	2:B:80:ILE:CG1	15	2.05
(1,33)	1:A:55:SER:HB3	2:B:80:ILE:CG2	15	2.05
(1,33)	1:A:55:SER:HB3	2:B:80:ILE:H	15	2.05
(1,33)	1:A:55:SER:HB3	2:B:80:ILE:HA	15	2.05
(1,33)	1:A:55:SER:HB3	2:B:80:ILE:HB	15	2.05
(1,33)	1:A:55:SER:HB3	2:B:80:ILE:HD11	15	2.05
(1,33)	1:A:55:SER:HB3	2:B:80:ILE:HD12	15	2.05
(1,33)	1:A:55:SER:HB3	2:B:80:ILE:HD13	15	2.05
(1,33)	1:A:55:SER:HB3	2:B:80:ILE:HG12	15	2.05
(1,33)	1:A:55:SER:HB3	2:B:80:ILE:HG13	15	2.05
(1,33)	1:A:55:SER:HB3	2:B:80:ILE:HG21	15	2.05
(1,33)	1:A:55:SER:HB3	2:B:80:ILE:HG22	15	2.05
(1,33)	1:A:55:SER:HB3	2:B:80:ILE:HG23	15	2.05
(1,33)	1:A:55:SER:HB3	2:B:80:ILE:N	15	2.05
(1,33)	1:A:55:SER:HB3	2:B:80:ILE:O	15	2.05
(1,33)	1:A:55:SER:HB3	2:B:84:GLN:C	15	2.05
(1,33)	1:A:55:SER:HB3	2:B:84:GLN:CA	15	2.05
(1,33)	1:A:55:SER:HB3	2:B:84:GLN:CB	15	2.05
(1,33)	1:A:55:SER:HB3	2:B:84:GLN:CD	15	2.05
(1,33)	1:A:55:SER:HB3	2:B:84:GLN:CG	15	2.05
(1,33)	1:A:55:SER:HB3	2:B:84:GLN:H	15	2.05
(1,33)	1:A:55:SER:HB3	2:B:84:GLN:HA	15	2.05
(1,33)	1:A:55:SER:HB3	2:B:84:GLN:HB2	15	2.05
(1,33)	1:A:55:SER:HB3	2:B:84:GLN:HB3	15	2.05
(1,33)	1:A:55:SER:HB3	2:B:84:GLN:HE21	15	2.05
(1,33)	1:A:55:SER:HB3	2:B:84:GLN:HE22	15	2.05

*Continued on next page...*

*Continued from previous page...*

Key	Atom-1	Atom-2	Model ID	Violation (Å)
(1,33)	1:A:55:SER:HB3	2:B:84:GLN:HG2	15	2.05
(1,33)	1:A:55:SER:HB3	2:B:84:GLN:HG3	15	2.05
(1,33)	1:A:55:SER:HB3	2:B:84:GLN:N	15	2.05
(1,33)	1:A:55:SER:HB3	2:B:84:GLN:NE2	15	2.05
(1,33)	1:A:55:SER:HB3	2:B:84:GLN:O	15	2.05
(1,33)	1:A:55:SER:HB3	2:B:84:GLN:OE1	15	2.05
(1,33)	1:A:55:SER:HB3	2:B:97:THR:C	15	2.05
(1,33)	1:A:55:SER:HB3	2:B:97:THR:CA	15	2.05
(1,33)	1:A:55:SER:HB3	2:B:97:THR:CB	15	2.05
(1,33)	1:A:55:SER:HB3	2:B:97:THR:CG2	15	2.05
(1,33)	1:A:55:SER:HB3	2:B:97:THR:H	15	2.05
(1,33)	1:A:55:SER:HB3	2:B:97:THR:HA	15	2.05
(1,33)	1:A:55:SER:HB3	2:B:97:THR:HB	15	2.05
(1,33)	1:A:55:SER:HB3	2:B:97:THR:HG1	15	2.05
(1,33)	1:A:55:SER:HB3	2:B:97:THR:HG21	15	2.05
(1,33)	1:A:55:SER:HB3	2:B:97:THR:HG22	15	2.05
(1,33)	1:A:55:SER:HB3	2:B:97:THR:HG23	15	2.05
(1,33)	1:A:55:SER:HB3	2:B:97:THR:N	15	2.05
(1,33)	1:A:55:SER:HB3	2:B:97:THR:O	15	2.05
(1,33)	1:A:55:SER:HB3	2:B:97:THR:OG1	15	2.05
(1,33)	1:A:55:SER:HB3	2:B:99:HIS:C	15	2.05
(1,33)	1:A:55:SER:HB3	2:B:99:HIS:CA	15	2.05
(1,33)	1:A:55:SER:HB3	2:B:99:HIS:CB	15	2.05
(1,33)	1:A:55:SER:HB3	2:B:99:HIS:CD2	15	2.05
(1,33)	1:A:55:SER:HB3	2:B:99:HIS:CE1	15	2.05
(1,33)	1:A:55:SER:HB3	2:B:99:HIS:CG	15	2.05
(1,33)	1:A:55:SER:HB3	2:B:99:HIS:H	15	2.05
(1,33)	1:A:55:SER:HB3	2:B:99:HIS:HA	15	2.05
(1,33)	1:A:55:SER:HB3	2:B:99:HIS:HB2	15	2.05
(1,33)	1:A:55:SER:HB3	2:B:99:HIS:HB3	15	2.05
(1,33)	1:A:55:SER:HB3	2:B:99:HIS:HD1	15	2.05
(1,33)	1:A:55:SER:HB3	2:B:99:HIS:HD2	15	2.05
(1,33)	1:A:55:SER:HB3	2:B:99:HIS:HE1	15	2.05
(1,33)	1:A:55:SER:HB3	2:B:99:HIS:HE2	15	2.05
(1,33)	1:A:55:SER:HB3	2:B:99:HIS:N	15	2.05
(1,33)	1:A:55:SER:HB3	2:B:99:HIS:ND1	15	2.05
(1,33)	1:A:55:SER:HB3	2:B:99:HIS:NE2	15	2.05
(1,33)	1:A:55:SER:HB3	2:B:99:HIS:O	15	2.05
(1,33)	1:A:55:SER:HB3	2:B:101:VAL:C	15	2.05
(1,33)	1:A:55:SER:HB3	2:B:101:VAL:CA	15	2.05
(1,33)	1:A:55:SER:HB3	2:B:101:VAL:CB	15	2.05
(1,33)	1:A:55:SER:HB3	2:B:101:VAL:CG1	15	2.05

*Continued on next page...*

*Continued from previous page...*

Key	Atom-1	Atom-2	Model ID	Violation (Å)
(1,33)	1:A:55:SER:HB3	2:B:101:VAL:CG2	15	2.05
(1,33)	1:A:55:SER:HB3	2:B:101:VAL:H	15	2.05
(1,33)	1:A:55:SER:HB3	2:B:101:VAL:HA	15	2.05
(1,33)	1:A:55:SER:HB3	2:B:101:VAL:HB	15	2.05
(1,33)	1:A:55:SER:HB3	2:B:101:VAL:HG11	15	2.05
(1,33)	1:A:55:SER:HB3	2:B:101:VAL:HG12	15	2.05
(1,33)	1:A:55:SER:HB3	2:B:101:VAL:HG13	15	2.05
(1,33)	1:A:55:SER:HB3	2:B:101:VAL:HG21	15	2.05
(1,33)	1:A:55:SER:HB3	2:B:101:VAL:HG22	15	2.05
(1,33)	1:A:55:SER:HB3	2:B:101:VAL:HG23	15	2.05
(1,33)	1:A:55:SER:HB3	2:B:101:VAL:N	15	2.05
(1,33)	1:A:55:SER:HB3	2:B:101:VAL:O	15	2.05
(1,33)	1:A:55:SER:HG	2:B:75:ILE:C	15	2.05
(1,33)	1:A:55:SER:HG	2:B:75:ILE:CA	15	2.05
(1,33)	1:A:55:SER:HG	2:B:75:ILE:CB	15	2.05
(1,33)	1:A:55:SER:HG	2:B:75:ILE:CD1	15	2.05
(1,33)	1:A:55:SER:HG	2:B:75:ILE:CG1	15	2.05
(1,33)	1:A:55:SER:HG	2:B:75:ILE:CG2	15	2.05
(1,33)	1:A:55:SER:HG	2:B:75:ILE:H	15	2.05
(1,33)	1:A:55:SER:HG	2:B:75:ILE:HA	15	2.05
(1,33)	1:A:55:SER:HG	2:B:75:ILE:HB	15	2.05
(1,33)	1:A:55:SER:HG	2:B:75:ILE:HD11	15	2.05
(1,33)	1:A:55:SER:HG	2:B:75:ILE:HD12	15	2.05
(1,33)	1:A:55:SER:HG	2:B:75:ILE:HD13	15	2.05
(1,33)	1:A:55:SER:HG	2:B:75:ILE:HG12	15	2.05
(1,33)	1:A:55:SER:HG	2:B:75:ILE:HG13	15	2.05
(1,33)	1:A:55:SER:HG	2:B:75:ILE:HG21	15	2.05
(1,33)	1:A:55:SER:HG	2:B:75:ILE:HG22	15	2.05
(1,33)	1:A:55:SER:HG	2:B:75:ILE:HG23	15	2.05
(1,33)	1:A:55:SER:HG	2:B:75:ILE:N	15	2.05
(1,33)	1:A:55:SER:HG	2:B:75:ILE:O	15	2.05
(1,33)	1:A:55:SER:HG	2:B:77:ALA:C	15	2.05
(1,33)	1:A:55:SER:HG	2:B:77:ALA:CA	15	2.05
(1,33)	1:A:55:SER:HG	2:B:77:ALA:CB	15	2.05
(1,33)	1:A:55:SER:HG	2:B:77:ALA:H	15	2.05
(1,33)	1:A:55:SER:HG	2:B:77:ALA:HA	15	2.05
(1,33)	1:A:55:SER:HG	2:B:77:ALA:HB1	15	2.05
(1,33)	1:A:55:SER:HG	2:B:77:ALA:HB2	15	2.05
(1,33)	1:A:55:SER:HG	2:B:77:ALA:HB3	15	2.05
(1,33)	1:A:55:SER:HG	2:B:77:ALA:N	15	2.05
(1,33)	1:A:55:SER:HG	2:B:77:ALA:O	15	2.05
(1,33)	1:A:55:SER:HG	2:B:78:GLY:C	15	2.05

*Continued on next page...*



*Continued from previous page...*

Key	Atom-1	Atom-2	Model ID	Violation (Å)
(1,33)	1:A:55:SER:HG	2:B:78:GLY:CA	15	2.05
(1,33)	1:A:55:SER:HG	2:B:78:GLY:H	15	2.05
(1,33)	1:A:55:SER:HG	2:B:78:GLY:HA2	15	2.05
(1,33)	1:A:55:SER:HG	2:B:78:GLY:HA3	15	2.05
(1,33)	1:A:55:SER:HG	2:B:78:GLY:N	15	2.05
(1,33)	1:A:55:SER:HG	2:B:78:GLY:O	15	2.05
(1,33)	1:A:55:SER:HG	2:B:79:LYS:C	15	2.05
(1,33)	1:A:55:SER:HG	2:B:79:LYS:CA	15	2.05
(1,33)	1:A:55:SER:HG	2:B:79:LYS:CB	15	2.05
(1,33)	1:A:55:SER:HG	2:B:79:LYS:CD	15	2.05
(1,33)	1:A:55:SER:HG	2:B:79:LYS:CE	15	2.05
(1,33)	1:A:55:SER:HG	2:B:79:LYS:CG	15	2.05
(1,33)	1:A:55:SER:HG	2:B:79:LYS:H	15	2.05
(1,33)	1:A:55:SER:HG	2:B:79:LYS:HA	15	2.05
(1,33)	1:A:55:SER:HG	2:B:79:LYS:HB2	15	2.05
(1,33)	1:A:55:SER:HG	2:B:79:LYS:HB3	15	2.05
(1,33)	1:A:55:SER:HG	2:B:79:LYS:HD2	15	2.05
(1,33)	1:A:55:SER:HG	2:B:79:LYS:HD3	15	2.05
(1,33)	1:A:55:SER:HG	2:B:79:LYS:HE2	15	2.05
(1,33)	1:A:55:SER:HG	2:B:79:LYS:HE3	15	2.05
(1,33)	1:A:55:SER:HG	2:B:79:LYS:HG2	15	2.05
(1,33)	1:A:55:SER:HG	2:B:79:LYS:HG3	15	2.05
(1,33)	1:A:55:SER:HG	2:B:79:LYS:HZ1	15	2.05
(1,33)	1:A:55:SER:HG	2:B:79:LYS:HZ2	15	2.05
(1,33)	1:A:55:SER:HG	2:B:79:LYS:HZ3	15	2.05
(1,33)	1:A:55:SER:HG	2:B:79:LYS:N	15	2.05
(1,33)	1:A:55:SER:HG	2:B:79:LYS:NZ	15	2.05
(1,33)	1:A:55:SER:HG	2:B:79:LYS:O	15	2.05
(1,33)	1:A:55:SER:HG	2:B:80:ILE:C	15	2.05
(1,33)	1:A:55:SER:HG	2:B:80:ILE:CA	15	2.05
(1,33)	1:A:55:SER:HG	2:B:80:ILE:CB	15	2.05
(1,33)	1:A:55:SER:HG	2:B:80:ILE:CD1	15	2.05
(1,33)	1:A:55:SER:HG	2:B:80:ILE:CG1	15	2.05
(1,33)	1:A:55:SER:HG	2:B:80:ILE:CG2	15	2.05
(1,33)	1:A:55:SER:HG	2:B:80:ILE:H	15	2.05
(1,33)	1:A:55:SER:HG	2:B:80:ILE:HA	15	2.05
(1,33)	1:A:55:SER:HG	2:B:80:ILE:HB	15	2.05
(1,33)	1:A:55:SER:HG	2:B:80:ILE:HD11	15	2.05
(1,33)	1:A:55:SER:HG	2:B:80:ILE:HD12	15	2.05
(1,33)	1:A:55:SER:HG	2:B:80:ILE:HD13	15	2.05
(1,33)	1:A:55:SER:HG	2:B:80:ILE:HG12	15	2.05
(1,33)	1:A:55:SER:HG	2:B:80:ILE:HG13	15	2.05

*Continued on next page...*

*Continued from previous page...*

Key	Atom-1	Atom-2	Model ID	Violation (Å)
(1,33)	1:A:55:SER:HG	2:B:80:ILE:HG21	15	2.05
(1,33)	1:A:55:SER:HG	2:B:80:ILE:HG22	15	2.05
(1,33)	1:A:55:SER:HG	2:B:80:ILE:HG23	15	2.05
(1,33)	1:A:55:SER:HG	2:B:80:ILE:N	15	2.05
(1,33)	1:A:55:SER:HG	2:B:80:ILE:O	15	2.05
(1,33)	1:A:55:SER:HG	2:B:84:GLN:C	15	2.05
(1,33)	1:A:55:SER:HG	2:B:84:GLN:CA	15	2.05
(1,33)	1:A:55:SER:HG	2:B:84:GLN:CB	15	2.05
(1,33)	1:A:55:SER:HG	2:B:84:GLN:CD	15	2.05
(1,33)	1:A:55:SER:HG	2:B:84:GLN:CG	15	2.05
(1,33)	1:A:55:SER:HG	2:B:84:GLN:H	15	2.05
(1,33)	1:A:55:SER:HG	2:B:84:GLN:HA	15	2.05
(1,33)	1:A:55:SER:HG	2:B:84:GLN:HB2	15	2.05
(1,33)	1:A:55:SER:HG	2:B:84:GLN:HB3	15	2.05
(1,33)	1:A:55:SER:HG	2:B:84:GLN:HE21	15	2.05
(1,33)	1:A:55:SER:HG	2:B:84:GLN:HE22	15	2.05
(1,33)	1:A:55:SER:HG	2:B:84:GLN:HG2	15	2.05
(1,33)	1:A:55:SER:HG	2:B:84:GLN:HG3	15	2.05
(1,33)	1:A:55:SER:HG	2:B:84:GLN:N	15	2.05
(1,33)	1:A:55:SER:HG	2:B:84:GLN:NE2	15	2.05
(1,33)	1:A:55:SER:HG	2:B:84:GLN:O	15	2.05
(1,33)	1:A:55:SER:HG	2:B:84:GLN:OE1	15	2.05
(1,33)	1:A:55:SER:HG	2:B:97:THR:C	15	2.05
(1,33)	1:A:55:SER:HG	2:B:97:THR:CA	15	2.05
(1,33)	1:A:55:SER:HG	2:B:97:THR:CB	15	2.05
(1,33)	1:A:55:SER:HG	2:B:97:THR:CG2	15	2.05
(1,33)	1:A:55:SER:HG	2:B:97:THR:H	15	2.05
(1,33)	1:A:55:SER:HG	2:B:97:THR:HA	15	2.05
(1,33)	1:A:55:SER:HG	2:B:97:THR:HB	15	2.05
(1,33)	1:A:55:SER:HG	2:B:97:THR:HG1	15	2.05
(1,33)	1:A:55:SER:HG	2:B:97:THR:HG21	15	2.05
(1,33)	1:A:55:SER:HG	2:B:97:THR:HG22	15	2.05
(1,33)	1:A:55:SER:HG	2:B:97:THR:HG23	15	2.05
(1,33)	1:A:55:SER:HG	2:B:97:THR:N	15	2.05
(1,33)	1:A:55:SER:HG	2:B:97:THR:O	15	2.05
(1,33)	1:A:55:SER:HG	2:B:97:THR:OG1	15	2.05
(1,33)	1:A:55:SER:HG	2:B:99:HIS:C	15	2.05
(1,33)	1:A:55:SER:HG	2:B:99:HIS:CA	15	2.05
(1,33)	1:A:55:SER:HG	2:B:99:HIS:CB	15	2.05
(1,33)	1:A:55:SER:HG	2:B:99:HIS:CD2	15	2.05
(1,33)	1:A:55:SER:HG	2:B:99:HIS:CE1	15	2.05
(1,33)	1:A:55:SER:HG	2:B:99:HIS:CG	15	2.05

*Continued on next page...*

*Continued from previous page...*

Key	Atom-1	Atom-2	Model ID	Violation (Å)
(1,33)	1:A:55:SER:HG	2:B:99:HIS:H	15	2.05
(1,33)	1:A:55:SER:HG	2:B:99:HIS:HA	15	2.05
(1,33)	1:A:55:SER:HG	2:B:99:HIS:HB2	15	2.05
(1,33)	1:A:55:SER:HG	2:B:99:HIS:HB3	15	2.05
(1,33)	1:A:55:SER:HG	2:B:99:HIS:HD1	15	2.05
(1,33)	1:A:55:SER:HG	2:B:99:HIS:HD2	15	2.05
(1,33)	1:A:55:SER:HG	2:B:99:HIS:HE1	15	2.05
(1,33)	1:A:55:SER:HG	2:B:99:HIS:HE2	15	2.05
(1,33)	1:A:55:SER:HG	2:B:99:HIS:N	15	2.05
(1,33)	1:A:55:SER:HG	2:B:99:HIS:ND1	15	2.05
(1,33)	1:A:55:SER:HG	2:B:99:HIS:NE2	15	2.05
(1,33)	1:A:55:SER:HG	2:B:99:HIS:O	15	2.05
(1,33)	1:A:55:SER:HG	2:B:101:VAL:C	15	2.05
(1,33)	1:A:55:SER:HG	2:B:101:VAL:CA	15	2.05
(1,33)	1:A:55:SER:HG	2:B:101:VAL:CB	15	2.05
(1,33)	1:A:55:SER:HG	2:B:101:VAL:CG1	15	2.05
(1,33)	1:A:55:SER:HG	2:B:101:VAL:CG2	15	2.05
(1,33)	1:A:55:SER:HG	2:B:101:VAL:H	15	2.05
(1,33)	1:A:55:SER:HG	2:B:101:VAL:HA	15	2.05
(1,33)	1:A:55:SER:HG	2:B:101:VAL:HB	15	2.05
(1,33)	1:A:55:SER:HG	2:B:101:VAL:HG11	15	2.05
(1,33)	1:A:55:SER:HG	2:B:101:VAL:HG12	15	2.05
(1,33)	1:A:55:SER:HG	2:B:101:VAL:HG13	15	2.05
(1,33)	1:A:55:SER:HG	2:B:101:VAL:HG21	15	2.05
(1,33)	1:A:55:SER:HG	2:B:101:VAL:HG22	15	2.05
(1,33)	1:A:55:SER:HG	2:B:101:VAL:HG23	15	2.05
(1,33)	1:A:55:SER:HG	2:B:101:VAL:N	15	2.05
(1,33)	1:A:55:SER:HG	2:B:101:VAL:O	15	2.05
(1,33)	1:A:55:SER:N	2:B:75:ILE:C	15	2.05
(1,33)	1:A:55:SER:N	2:B:75:ILE:CA	15	2.05
(1,33)	1:A:55:SER:N	2:B:75:ILE:CB	15	2.05
(1,33)	1:A:55:SER:N	2:B:75:ILE:CD1	15	2.05
(1,33)	1:A:55:SER:N	2:B:75:ILE:CG1	15	2.05
(1,33)	1:A:55:SER:N	2:B:75:ILE:CG2	15	2.05
(1,33)	1:A:55:SER:N	2:B:75:ILE:H	15	2.05
(1,33)	1:A:55:SER:N	2:B:75:ILE:HA	15	2.05
(1,33)	1:A:55:SER:N	2:B:75:ILE:HB	15	2.05
(1,33)	1:A:55:SER:N	2:B:75:ILE:HD11	15	2.05
(1,33)	1:A:55:SER:N	2:B:75:ILE:HD12	15	2.05
(1,33)	1:A:55:SER:N	2:B:75:ILE:HD13	15	2.05
(1,33)	1:A:55:SER:N	2:B:75:ILE:HG12	15	2.05
(1,33)	1:A:55:SER:N	2:B:75:ILE:HG13	15	2.05

*Continued on next page...*

*Continued from previous page...*

Key	Atom-1	Atom-2	Model ID	Violation (Å)
(1,33)	1:A:55:SER:N	2:B:75:ILE:HG21	15	2.05
(1,33)	1:A:55:SER:N	2:B:75:ILE:HG22	15	2.05
(1,33)	1:A:55:SER:N	2:B:75:ILE:HG23	15	2.05
(1,33)	1:A:55:SER:N	2:B:75:ILE:N	15	2.05
(1,33)	1:A:55:SER:N	2:B:75:ILE:O	15	2.05
(1,33)	1:A:55:SER:N	2:B:77:ALA:C	15	2.05
(1,33)	1:A:55:SER:N	2:B:77:ALA:CA	15	2.05
(1,33)	1:A:55:SER:N	2:B:77:ALA:CB	15	2.05
(1,33)	1:A:55:SER:N	2:B:77:ALA:H	15	2.05
(1,33)	1:A:55:SER:N	2:B:77:ALA:HA	15	2.05
(1,33)	1:A:55:SER:N	2:B:77:ALA:HB1	15	2.05
(1,33)	1:A:55:SER:N	2:B:77:ALA:HB2	15	2.05
(1,33)	1:A:55:SER:N	2:B:77:ALA:HB3	15	2.05
(1,33)	1:A:55:SER:N	2:B:77:ALA:N	15	2.05
(1,33)	1:A:55:SER:N	2:B:77:ALA:O	15	2.05
(1,33)	1:A:55:SER:N	2:B:78:GLY:C	15	2.05
(1,33)	1:A:55:SER:N	2:B:78:GLY:CA	15	2.05
(1,33)	1:A:55:SER:N	2:B:78:GLY:H	15	2.05
(1,33)	1:A:55:SER:N	2:B:78:GLY:HA2	15	2.05
(1,33)	1:A:55:SER:N	2:B:78:GLY:HA3	15	2.05
(1,33)	1:A:55:SER:N	2:B:78:GLY:N	15	2.05
(1,33)	1:A:55:SER:N	2:B:78:GLY:O	15	2.05
(1,33)	1:A:55:SER:N	2:B:79:LYS:C	15	2.05
(1,33)	1:A:55:SER:N	2:B:79:LYS:CA	15	2.05
(1,33)	1:A:55:SER:N	2:B:79:LYS:CB	15	2.05
(1,33)	1:A:55:SER:N	2:B:79:LYS:CD	15	2.05
(1,33)	1:A:55:SER:N	2:B:79:LYS:CE	15	2.05
(1,33)	1:A:55:SER:N	2:B:79:LYS:CG	15	2.05
(1,33)	1:A:55:SER:N	2:B:79:LYS:H	15	2.05
(1,33)	1:A:55:SER:N	2:B:79:LYS:HA	15	2.05
(1,33)	1:A:55:SER:N	2:B:79:LYS:HB2	15	2.05
(1,33)	1:A:55:SER:N	2:B:79:LYS:HB3	15	2.05
(1,33)	1:A:55:SER:N	2:B:79:LYS:HD2	15	2.05
(1,33)	1:A:55:SER:N	2:B:79:LYS:HD3	15	2.05
(1,33)	1:A:55:SER:N	2:B:79:LYS:HE2	15	2.05
(1,33)	1:A:55:SER:N	2:B:79:LYS:HE3	15	2.05
(1,33)	1:A:55:SER:N	2:B:79:LYS:HG2	15	2.05
(1,33)	1:A:55:SER:N	2:B:79:LYS:HG3	15	2.05
(1,33)	1:A:55:SER:N	2:B:79:LYS:HZ1	15	2.05
(1,33)	1:A:55:SER:N	2:B:79:LYS:HZ2	15	2.05
(1,33)	1:A:55:SER:N	2:B:79:LYS:HZ3	15	2.05
(1,33)	1:A:55:SER:N	2:B:79:LYS:N	15	2.05

*Continued on next page...*

*Continued from previous page...*

Key	Atom-1	Atom-2	Model ID	Violation (Å)
(1,33)	1:A:55:SER:N	2:B:79:LYS:NZ	15	2.05
(1,33)	1:A:55:SER:N	2:B:79:LYS:O	15	2.05
(1,33)	1:A:55:SER:N	2:B:80:ILE:C	15	2.05
(1,33)	1:A:55:SER:N	2:B:80:ILE:CA	15	2.05
(1,33)	1:A:55:SER:N	2:B:80:ILE:CB	15	2.05
(1,33)	1:A:55:SER:N	2:B:80:ILE:CD1	15	2.05
(1,33)	1:A:55:SER:N	2:B:80:ILE:CG1	15	2.05
(1,33)	1:A:55:SER:N	2:B:80:ILE:CG2	15	2.05
(1,33)	1:A:55:SER:N	2:B:80:ILE:H	15	2.05
(1,33)	1:A:55:SER:N	2:B:80:ILE:HA	15	2.05
(1,33)	1:A:55:SER:N	2:B:80:ILE:HB	15	2.05
(1,33)	1:A:55:SER:N	2:B:80:ILE:HD11	15	2.05
(1,33)	1:A:55:SER:N	2:B:80:ILE:HD12	15	2.05
(1,33)	1:A:55:SER:N	2:B:80:ILE:HD13	15	2.05
(1,33)	1:A:55:SER:N	2:B:80:ILE:HG12	15	2.05
(1,33)	1:A:55:SER:N	2:B:80:ILE:HG13	15	2.05
(1,33)	1:A:55:SER:N	2:B:80:ILE:HG21	15	2.05
(1,33)	1:A:55:SER:N	2:B:80:ILE:HG22	15	2.05
(1,33)	1:A:55:SER:N	2:B:80:ILE:HG23	15	2.05
(1,33)	1:A:55:SER:N	2:B:80:ILE:N	15	2.05
(1,33)	1:A:55:SER:N	2:B:80:ILE:O	15	2.05
(1,33)	1:A:55:SER:N	2:B:84:GLN:C	15	2.05
(1,33)	1:A:55:SER:N	2:B:84:GLN:CA	15	2.05
(1,33)	1:A:55:SER:N	2:B:84:GLN:CB	15	2.05
(1,33)	1:A:55:SER:N	2:B:84:GLN:CD	15	2.05
(1,33)	1:A:55:SER:N	2:B:84:GLN:CG	15	2.05
(1,33)	1:A:55:SER:N	2:B:84:GLN:H	15	2.05
(1,33)	1:A:55:SER:N	2:B:84:GLN:HA	15	2.05
(1,33)	1:A:55:SER:N	2:B:84:GLN:HB2	15	2.05
(1,33)	1:A:55:SER:N	2:B:84:GLN:HB3	15	2.05
(1,33)	1:A:55:SER:N	2:B:84:GLN:HE21	15	2.05
(1,33)	1:A:55:SER:N	2:B:84:GLN:HE22	15	2.05
(1,33)	1:A:55:SER:N	2:B:84:GLN:HG2	15	2.05
(1,33)	1:A:55:SER:N	2:B:84:GLN:HG3	15	2.05
(1,33)	1:A:55:SER:N	2:B:84:GLN:N	15	2.05
(1,33)	1:A:55:SER:N	2:B:84:GLN:NE2	15	2.05
(1,33)	1:A:55:SER:N	2:B:84:GLN:O	15	2.05
(1,33)	1:A:55:SER:N	2:B:84:GLN:OE1	15	2.05
(1,33)	1:A:55:SER:N	2:B:97:THR:C	15	2.05
(1,33)	1:A:55:SER:N	2:B:97:THR:CA	15	2.05
(1,33)	1:A:55:SER:N	2:B:97:THR:CB	15	2.05
(1,33)	1:A:55:SER:N	2:B:97:THR:CG2	15	2.05

*Continued on next page...*

*Continued from previous page...*

Key	Atom-1	Atom-2	Model ID	Violation (Å)
(1,33)	1:A:55:SER:N	2:B:97:THR:H	15	2.05
(1,33)	1:A:55:SER:N	2:B:97:THR:HA	15	2.05
(1,33)	1:A:55:SER:N	2:B:97:THR:HB	15	2.05
(1,33)	1:A:55:SER:N	2:B:97:THR:HG1	15	2.05
(1,33)	1:A:55:SER:N	2:B:97:THR:HG21	15	2.05
(1,33)	1:A:55:SER:N	2:B:97:THR:HG22	15	2.05
(1,33)	1:A:55:SER:N	2:B:97:THR:HG23	15	2.05
(1,33)	1:A:55:SER:N	2:B:97:THR:N	15	2.05
(1,33)	1:A:55:SER:N	2:B:97:THR:O	15	2.05
(1,33)	1:A:55:SER:N	2:B:97:THR:OG1	15	2.05
(1,33)	1:A:55:SER:N	2:B:99:HIS:C	15	2.05
(1,33)	1:A:55:SER:N	2:B:99:HIS:CA	15	2.05
(1,33)	1:A:55:SER:N	2:B:99:HIS:CB	15	2.05
(1,33)	1:A:55:SER:N	2:B:99:HIS:CD2	15	2.05
(1,33)	1:A:55:SER:N	2:B:99:HIS:CE1	15	2.05
(1,33)	1:A:55:SER:N	2:B:99:HIS:CG	15	2.05
(1,33)	1:A:55:SER:N	2:B:99:HIS:H	15	2.05
(1,33)	1:A:55:SER:N	2:B:99:HIS:HA	15	2.05
(1,33)	1:A:55:SER:N	2:B:99:HIS:HB2	15	2.05
(1,33)	1:A:55:SER:N	2:B:99:HIS:HB3	15	2.05
(1,33)	1:A:55:SER:N	2:B:99:HIS:HD1	15	2.05
(1,33)	1:A:55:SER:N	2:B:99:HIS:HD2	15	2.05
(1,33)	1:A:55:SER:N	2:B:99:HIS:HE1	15	2.05
(1,33)	1:A:55:SER:N	2:B:99:HIS:HE2	15	2.05
(1,33)	1:A:55:SER:N	2:B:99:HIS:N	15	2.05
(1,33)	1:A:55:SER:N	2:B:99:HIS:ND1	15	2.05
(1,33)	1:A:55:SER:N	2:B:99:HIS:NE2	15	2.05
(1,33)	1:A:55:SER:N	2:B:99:HIS:O	15	2.05
(1,33)	1:A:55:SER:N	2:B:101:VAL:C	15	2.05
(1,33)	1:A:55:SER:N	2:B:101:VAL:CA	15	2.05
(1,33)	1:A:55:SER:N	2:B:101:VAL:CB	15	2.05
(1,33)	1:A:55:SER:N	2:B:101:VAL:CG1	15	2.05
(1,33)	1:A:55:SER:N	2:B:101:VAL:CG2	15	2.05
(1,33)	1:A:55:SER:N	2:B:101:VAL:H	15	2.05
(1,33)	1:A:55:SER:N	2:B:101:VAL:HA	15	2.05
(1,33)	1:A:55:SER:N	2:B:101:VAL:HB	15	2.05
(1,33)	1:A:55:SER:N	2:B:101:VAL:HG11	15	2.05
(1,33)	1:A:55:SER:N	2:B:101:VAL:HG12	15	2.05
(1,33)	1:A:55:SER:N	2:B:101:VAL:HG13	15	2.05
(1,33)	1:A:55:SER:N	2:B:101:VAL:HG21	15	2.05
(1,33)	1:A:55:SER:N	2:B:101:VAL:HG22	15	2.05
(1,33)	1:A:55:SER:N	2:B:101:VAL:HG23	15	2.05

*Continued on next page...*

*Continued from previous page...*

Key	Atom-1	Atom-2	Model ID	Violation (Å)
(1,33)	1:A:55:SER:N	2:B:101:VAL:N	15	2.05
(1,33)	1:A:55:SER:N	2:B:101:VAL:O	15	2.05
(1,33)	1:A:55:SER:O	2:B:75:ILE:C	15	2.05
(1,33)	1:A:55:SER:O	2:B:75:ILE:CA	15	2.05
(1,33)	1:A:55:SER:O	2:B:75:ILE:CB	15	2.05
(1,33)	1:A:55:SER:O	2:B:75:ILE:CD1	15	2.05
(1,33)	1:A:55:SER:O	2:B:75:ILE:CG1	15	2.05
(1,33)	1:A:55:SER:O	2:B:75:ILE:CG2	15	2.05
(1,33)	1:A:55:SER:O	2:B:75:ILE:H	15	2.05
(1,33)	1:A:55:SER:O	2:B:75:ILE:HA	15	2.05
(1,33)	1:A:55:SER:O	2:B:75:ILE:HB	15	2.05
(1,33)	1:A:55:SER:O	2:B:75:ILE:HD11	15	2.05
(1,33)	1:A:55:SER:O	2:B:75:ILE:HD12	15	2.05
(1,33)	1:A:55:SER:O	2:B:75:ILE:HD13	15	2.05
(1,33)	1:A:55:SER:O	2:B:75:ILE:HG12	15	2.05
(1,33)	1:A:55:SER:O	2:B:75:ILE:HG13	15	2.05
(1,33)	1:A:55:SER:O	2:B:75:ILE:HG21	15	2.05
(1,33)	1:A:55:SER:O	2:B:75:ILE:HG22	15	2.05
(1,33)	1:A:55:SER:O	2:B:75:ILE:HG23	15	2.05
(1,33)	1:A:55:SER:O	2:B:75:ILE:N	15	2.05
(1,33)	1:A:55:SER:O	2:B:75:ILE:O	15	2.05
(1,33)	1:A:55:SER:O	2:B:77:ALA:C	15	2.05
(1,33)	1:A:55:SER:O	2:B:77:ALA:CA	15	2.05
(1,33)	1:A:55:SER:O	2:B:77:ALA:CB	15	2.05
(1,33)	1:A:55:SER:O	2:B:77:ALA:H	15	2.05
(1,33)	1:A:55:SER:O	2:B:77:ALA:HA	15	2.05
(1,33)	1:A:55:SER:O	2:B:77:ALA:HB1	15	2.05
(1,33)	1:A:55:SER:O	2:B:77:ALA:HB2	15	2.05
(1,33)	1:A:55:SER:O	2:B:77:ALA:HB3	15	2.05
(1,33)	1:A:55:SER:O	2:B:77:ALA:N	15	2.05
(1,33)	1:A:55:SER:O	2:B:77:ALA:O	15	2.05
(1,33)	1:A:55:SER:O	2:B:78:GLY:C	15	2.05
(1,33)	1:A:55:SER:O	2:B:78:GLY:CA	15	2.05
(1,33)	1:A:55:SER:O	2:B:78:GLY:H	15	2.05
(1,33)	1:A:55:SER:O	2:B:78:GLY:HA2	15	2.05
(1,33)	1:A:55:SER:O	2:B:78:GLY:HA3	15	2.05
(1,33)	1:A:55:SER:O	2:B:78:GLY:N	15	2.05
(1,33)	1:A:55:SER:O	2:B:78:GLY:O	15	2.05
(1,33)	1:A:55:SER:O	2:B:79:LYS:C	15	2.05
(1,33)	1:A:55:SER:O	2:B:79:LYS:CA	15	2.05
(1,33)	1:A:55:SER:O	2:B:79:LYS:CB	15	2.05
(1,33)	1:A:55:SER:O	2:B:79:LYS:CD	15	2.05

*Continued on next page...*

*Continued from previous page...*

Key	Atom-1	Atom-2	Model ID	Violation (Å)
(1,33)	1:A:55:SER:O	2:B:79:LYS:CE	15	2.05
(1,33)	1:A:55:SER:O	2:B:79:LYS:CG	15	2.05
(1,33)	1:A:55:SER:O	2:B:79:LYS:H	15	2.05
(1,33)	1:A:55:SER:O	2:B:79:LYS:HA	15	2.05
(1,33)	1:A:55:SER:O	2:B:79:LYS:HB2	15	2.05
(1,33)	1:A:55:SER:O	2:B:79:LYS:HB3	15	2.05
(1,33)	1:A:55:SER:O	2:B:79:LYS:HD2	15	2.05
(1,33)	1:A:55:SER:O	2:B:79:LYS:HD3	15	2.05
(1,33)	1:A:55:SER:O	2:B:79:LYS:HE2	15	2.05
(1,33)	1:A:55:SER:O	2:B:79:LYS:HE3	15	2.05
(1,33)	1:A:55:SER:O	2:B:79:LYS:HG2	15	2.05
(1,33)	1:A:55:SER:O	2:B:79:LYS:HG3	15	2.05
(1,33)	1:A:55:SER:O	2:B:79:LYS:HZ1	15	2.05
(1,33)	1:A:55:SER:O	2:B:79:LYS:HZ2	15	2.05
(1,33)	1:A:55:SER:O	2:B:79:LYS:HZ3	15	2.05
(1,33)	1:A:55:SER:O	2:B:79:LYS:N	15	2.05
(1,33)	1:A:55:SER:O	2:B:79:LYS:NZ	15	2.05
(1,33)	1:A:55:SER:O	2:B:79:LYS:O	15	2.05
(1,33)	1:A:55:SER:O	2:B:80:ILE:C	15	2.05
(1,33)	1:A:55:SER:O	2:B:80:ILE:CA	15	2.05
(1,33)	1:A:55:SER:O	2:B:80:ILE:CB	15	2.05
(1,33)	1:A:55:SER:O	2:B:80:ILE:CD1	15	2.05
(1,33)	1:A:55:SER:O	2:B:80:ILE:CG1	15	2.05
(1,33)	1:A:55:SER:O	2:B:80:ILE:CG2	15	2.05
(1,33)	1:A:55:SER:O	2:B:80:ILE:H	15	2.05
(1,33)	1:A:55:SER:O	2:B:80:ILE:HA	15	2.05
(1,33)	1:A:55:SER:O	2:B:80:ILE:HB	15	2.05
(1,33)	1:A:55:SER:O	2:B:80:ILE:HD11	15	2.05
(1,33)	1:A:55:SER:O	2:B:80:ILE:HD12	15	2.05
(1,33)	1:A:55:SER:O	2:B:80:ILE:HD13	15	2.05
(1,33)	1:A:55:SER:O	2:B:80:ILE:HG12	15	2.05
(1,33)	1:A:55:SER:O	2:B:80:ILE:HG13	15	2.05
(1,33)	1:A:55:SER:O	2:B:80:ILE:HG21	15	2.05
(1,33)	1:A:55:SER:O	2:B:80:ILE:HG22	15	2.05
(1,33)	1:A:55:SER:O	2:B:80:ILE:HG23	15	2.05
(1,33)	1:A:55:SER:O	2:B:80:ILE:N	15	2.05
(1,33)	1:A:55:SER:O	2:B:80:ILE:O	15	2.05
(1,33)	1:A:55:SER:O	2:B:84:GLN:C	15	2.05
(1,33)	1:A:55:SER:O	2:B:84:GLN:CA	15	2.05
(1,33)	1:A:55:SER:O	2:B:84:GLN:CB	15	2.05
(1,33)	1:A:55:SER:O	2:B:84:GLN:CD	15	2.05
(1,33)	1:A:55:SER:O	2:B:84:GLN:CG	15	2.05

*Continued on next page...*



*Continued from previous page...*

Key	Atom-1	Atom-2	Model ID	Violation (Å)
(1,33)	1:A:55:SER:O	2:B:84:GLN:H	15	2.05
(1,33)	1:A:55:SER:O	2:B:84:GLN:HA	15	2.05
(1,33)	1:A:55:SER:O	2:B:84:GLN:HB2	15	2.05
(1,33)	1:A:55:SER:O	2:B:84:GLN:HB3	15	2.05
(1,33)	1:A:55:SER:O	2:B:84:GLN:HE21	15	2.05
(1,33)	1:A:55:SER:O	2:B:84:GLN:HE22	15	2.05
(1,33)	1:A:55:SER:O	2:B:84:GLN:HG2	15	2.05
(1,33)	1:A:55:SER:O	2:B:84:GLN:HG3	15	2.05
(1,33)	1:A:55:SER:O	2:B:84:GLN:N	15	2.05
(1,33)	1:A:55:SER:O	2:B:84:GLN:NE2	15	2.05
(1,33)	1:A:55:SER:O	2:B:84:GLN:O	15	2.05
(1,33)	1:A:55:SER:O	2:B:84:GLN:OE1	15	2.05
(1,33)	1:A:55:SER:O	2:B:97:THR:C	15	2.05
(1,33)	1:A:55:SER:O	2:B:97:THR:CA	15	2.05
(1,33)	1:A:55:SER:O	2:B:97:THR:CB	15	2.05
(1,33)	1:A:55:SER:O	2:B:97:THR:CG2	15	2.05
(1,33)	1:A:55:SER:O	2:B:97:THR:H	15	2.05
(1,33)	1:A:55:SER:O	2:B:97:THR:HA	15	2.05
(1,33)	1:A:55:SER:O	2:B:97:THR:HB	15	2.05
(1,33)	1:A:55:SER:O	2:B:97:THR:HG1	15	2.05
(1,33)	1:A:55:SER:O	2:B:97:THR:HG21	15	2.05
(1,33)	1:A:55:SER:O	2:B:97:THR:HG22	15	2.05
(1,33)	1:A:55:SER:O	2:B:97:THR:HG23	15	2.05
(1,33)	1:A:55:SER:O	2:B:97:THR:N	15	2.05
(1,33)	1:A:55:SER:O	2:B:97:THR:O	15	2.05
(1,33)	1:A:55:SER:O	2:B:97:THR:OG1	15	2.05
(1,33)	1:A:55:SER:O	2:B:99:HIS:C	15	2.05
(1,33)	1:A:55:SER:O	2:B:99:HIS:CA	15	2.05
(1,33)	1:A:55:SER:O	2:B:99:HIS:CB	15	2.05
(1,33)	1:A:55:SER:O	2:B:99:HIS:CD2	15	2.05
(1,33)	1:A:55:SER:O	2:B:99:HIS:CE1	15	2.05
(1,33)	1:A:55:SER:O	2:B:99:HIS:CG	15	2.05
(1,33)	1:A:55:SER:O	2:B:99:HIS:H	15	2.05
(1,33)	1:A:55:SER:O	2:B:99:HIS:HA	15	2.05
(1,33)	1:A:55:SER:O	2:B:99:HIS:HB2	15	2.05
(1,33)	1:A:55:SER:O	2:B:99:HIS:HB3	15	2.05
(1,33)	1:A:55:SER:O	2:B:99:HIS:HD1	15	2.05
(1,33)	1:A:55:SER:O	2:B:99:HIS:HD2	15	2.05
(1,33)	1:A:55:SER:O	2:B:99:HIS:HE1	15	2.05
(1,33)	1:A:55:SER:O	2:B:99:HIS:HE2	15	2.05
(1,33)	1:A:55:SER:O	2:B:99:HIS:N	15	2.05
(1,33)	1:A:55:SER:O	2:B:99:HIS:ND1	15	2.05

*Continued on next page...*

*Continued from previous page...*

Key	Atom-1	Atom-2	Model ID	Violation (Å)
(1,33)	1:A:55:SER:O	2:B:99:HIS:NE2	15	2.05
(1,33)	1:A:55:SER:O	2:B:99:HIS:O	15	2.05
(1,33)	1:A:55:SER:O	2:B:101:VAL:C	15	2.05
(1,33)	1:A:55:SER:O	2:B:101:VAL:CA	15	2.05
(1,33)	1:A:55:SER:O	2:B:101:VAL:CB	15	2.05
(1,33)	1:A:55:SER:O	2:B:101:VAL:CG1	15	2.05
(1,33)	1:A:55:SER:O	2:B:101:VAL:CG2	15	2.05
(1,33)	1:A:55:SER:O	2:B:101:VAL:H	15	2.05
(1,33)	1:A:55:SER:O	2:B:101:VAL:HA	15	2.05
(1,33)	1:A:55:SER:O	2:B:101:VAL:HB	15	2.05
(1,33)	1:A:55:SER:O	2:B:101:VAL:HG11	15	2.05
(1,33)	1:A:55:SER:O	2:B:101:VAL:HG12	15	2.05
(1,33)	1:A:55:SER:O	2:B:101:VAL:HG13	15	2.05
(1,33)	1:A:55:SER:O	2:B:101:VAL:HG21	15	2.05
(1,33)	1:A:55:SER:O	2:B:101:VAL:HG22	15	2.05
(1,33)	1:A:55:SER:O	2:B:101:VAL:HG23	15	2.05
(1,33)	1:A:55:SER:O	2:B:101:VAL:N	15	2.05
(1,33)	1:A:55:SER:O	2:B:101:VAL:O	15	2.05
(1,33)	1:A:55:SER:OG	2:B:75:ILE:C	15	2.05
(1,33)	1:A:55:SER:OG	2:B:75:ILE:CA	15	2.05
(1,33)	1:A:55:SER:OG	2:B:75:ILE:CB	15	2.05
(1,33)	1:A:55:SER:OG	2:B:75:ILE:CD1	15	2.05
(1,33)	1:A:55:SER:OG	2:B:75:ILE:CG1	15	2.05
(1,33)	1:A:55:SER:OG	2:B:75:ILE:CG2	15	2.05
(1,33)	1:A:55:SER:OG	2:B:75:ILE:H	15	2.05
(1,33)	1:A:55:SER:OG	2:B:75:ILE:HA	15	2.05
(1,33)	1:A:55:SER:OG	2:B:75:ILE:HB	15	2.05
(1,33)	1:A:55:SER:OG	2:B:75:ILE:HD11	15	2.05
(1,33)	1:A:55:SER:OG	2:B:75:ILE:HD12	15	2.05
(1,33)	1:A:55:SER:OG	2:B:75:ILE:HD13	15	2.05
(1,33)	1:A:55:SER:OG	2:B:75:ILE:HG12	15	2.05
(1,33)	1:A:55:SER:OG	2:B:75:ILE:HG13	15	2.05
(1,33)	1:A:55:SER:OG	2:B:75:ILE:HG21	15	2.05
(1,33)	1:A:55:SER:OG	2:B:75:ILE:HG22	15	2.05
(1,33)	1:A:55:SER:OG	2:B:75:ILE:HG23	15	2.05
(1,33)	1:A:55:SER:OG	2:B:75:ILE:N	15	2.05
(1,33)	1:A:55:SER:OG	2:B:75:ILE:O	15	2.05
(1,33)	1:A:55:SER:OG	2:B:77:ALA:C	15	2.05
(1,33)	1:A:55:SER:OG	2:B:77:ALA:CA	15	2.05
(1,33)	1:A:55:SER:OG	2:B:77:ALA:CB	15	2.05
(1,33)	1:A:55:SER:OG	2:B:77:ALA:H	15	2.05
(1,33)	1:A:55:SER:OG	2:B:77:ALA:HA	15	2.05

*Continued on next page...*

*Continued from previous page...*

Key	Atom-1	Atom-2	Model ID	Violation (Å)
(1,33)	1:A:55:SER:OG	2:B:77:ALA:HB1	15	2.05
(1,33)	1:A:55:SER:OG	2:B:77:ALA:HB2	15	2.05
(1,33)	1:A:55:SER:OG	2:B:77:ALA:HB3	15	2.05
(1,33)	1:A:55:SER:OG	2:B:77:ALA:N	15	2.05
(1,33)	1:A:55:SER:OG	2:B:77:ALA:O	15	2.05
(1,33)	1:A:55:SER:OG	2:B:78:GLY:C	15	2.05
(1,33)	1:A:55:SER:OG	2:B:78:GLY:CA	15	2.05
(1,33)	1:A:55:SER:OG	2:B:78:GLY:H	15	2.05
(1,33)	1:A:55:SER:OG	2:B:78:GLY:HA2	15	2.05
(1,33)	1:A:55:SER:OG	2:B:78:GLY:HA3	15	2.05
(1,33)	1:A:55:SER:OG	2:B:78:GLY:N	15	2.05
(1,33)	1:A:55:SER:OG	2:B:78:GLY:O	15	2.05
(1,33)	1:A:55:SER:OG	2:B:79:LYS:C	15	2.05
(1,33)	1:A:55:SER:OG	2:B:79:LYS:CA	15	2.05
(1,33)	1:A:55:SER:OG	2:B:79:LYS:CB	15	2.05
(1,33)	1:A:55:SER:OG	2:B:79:LYS:CD	15	2.05
(1,33)	1:A:55:SER:OG	2:B:79:LYS:CE	15	2.05
(1,33)	1:A:55:SER:OG	2:B:79:LYS:CG	15	2.05
(1,33)	1:A:55:SER:OG	2:B:79:LYS:H	15	2.05
(1,33)	1:A:55:SER:OG	2:B:79:LYS:HA	15	2.05
(1,33)	1:A:55:SER:OG	2:B:79:LYS:HB2	15	2.05
(1,33)	1:A:55:SER:OG	2:B:79:LYS:HB3	15	2.05
(1,33)	1:A:55:SER:OG	2:B:79:LYS:HD2	15	2.05
(1,33)	1:A:55:SER:OG	2:B:79:LYS:HD3	15	2.05
(1,33)	1:A:55:SER:OG	2:B:79:LYS:HE2	15	2.05
(1,33)	1:A:55:SER:OG	2:B:79:LYS:HE3	15	2.05
(1,33)	1:A:55:SER:OG	2:B:79:LYS:HG2	15	2.05
(1,33)	1:A:55:SER:OG	2:B:79:LYS:HG3	15	2.05
(1,33)	1:A:55:SER:OG	2:B:79:LYS:HZ1	15	2.05
(1,33)	1:A:55:SER:OG	2:B:79:LYS:HZ2	15	2.05
(1,33)	1:A:55:SER:OG	2:B:79:LYS:HZ3	15	2.05
(1,33)	1:A:55:SER:OG	2:B:79:LYS:N	15	2.05
(1,33)	1:A:55:SER:OG	2:B:79:LYS:NZ	15	2.05
(1,33)	1:A:55:SER:OG	2:B:79:LYS:O	15	2.05
(1,33)	1:A:55:SER:OG	2:B:80:ILE:C	15	2.05
(1,33)	1:A:55:SER:OG	2:B:80:ILE:CA	15	2.05
(1,33)	1:A:55:SER:OG	2:B:80:ILE:CB	15	2.05
(1,33)	1:A:55:SER:OG	2:B:80:ILE:CD1	15	2.05
(1,33)	1:A:55:SER:OG	2:B:80:ILE:CG1	15	2.05
(1,33)	1:A:55:SER:OG	2:B:80:ILE:CG2	15	2.05
(1,33)	1:A:55:SER:OG	2:B:80:ILE:H	15	2.05
(1,33)	1:A:55:SER:OG	2:B:80:ILE:HA	15	2.05

*Continued on next page...*

*Continued from previous page...*

Key	Atom-1	Atom-2	Model ID	Violation (Å)
(1,33)	1:A:55:SER:OG	2:B:80:ILE:HB	15	2.05
(1,33)	1:A:55:SER:OG	2:B:80:ILE:HD11	15	2.05
(1,33)	1:A:55:SER:OG	2:B:80:ILE:HD12	15	2.05
(1,33)	1:A:55:SER:OG	2:B:80:ILE:HD13	15	2.05
(1,33)	1:A:55:SER:OG	2:B:80:ILE:HG12	15	2.05
(1,33)	1:A:55:SER:OG	2:B:80:ILE:HG13	15	2.05
(1,33)	1:A:55:SER:OG	2:B:80:ILE:HG21	15	2.05
(1,33)	1:A:55:SER:OG	2:B:80:ILE:HG22	15	2.05
(1,33)	1:A:55:SER:OG	2:B:80:ILE:HG23	15	2.05
(1,33)	1:A:55:SER:OG	2:B:80:ILE:N	15	2.05
(1,33)	1:A:55:SER:OG	2:B:80:ILE:O	15	2.05
(1,33)	1:A:55:SER:OG	2:B:84:GLN:C	15	2.05
(1,33)	1:A:55:SER:OG	2:B:84:GLN:CA	15	2.05
(1,33)	1:A:55:SER:OG	2:B:84:GLN:CB	15	2.05
(1,33)	1:A:55:SER:OG	2:B:84:GLN:CD	15	2.05
(1,33)	1:A:55:SER:OG	2:B:84:GLN:CG	15	2.05
(1,33)	1:A:55:SER:OG	2:B:84:GLN:H	15	2.05
(1,33)	1:A:55:SER:OG	2:B:84:GLN:HA	15	2.05
(1,33)	1:A:55:SER:OG	2:B:84:GLN:HB2	15	2.05
(1,33)	1:A:55:SER:OG	2:B:84:GLN:HB3	15	2.05
(1,33)	1:A:55:SER:OG	2:B:84:GLN:HE21	15	2.05
(1,33)	1:A:55:SER:OG	2:B:84:GLN:HE22	15	2.05
(1,33)	1:A:55:SER:OG	2:B:84:GLN:HG2	15	2.05
(1,33)	1:A:55:SER:OG	2:B:84:GLN:HG3	15	2.05
(1,33)	1:A:55:SER:OG	2:B:84:GLN:N	15	2.05
(1,33)	1:A:55:SER:OG	2:B:84:GLN:NE2	15	2.05
(1,33)	1:A:55:SER:OG	2:B:84:GLN:O	15	2.05
(1,33)	1:A:55:SER:OG	2:B:84:GLN:OE1	15	2.05
(1,33)	1:A:55:SER:OG	2:B:97:THR:C	15	2.05
(1,33)	1:A:55:SER:OG	2:B:97:THR:CA	15	2.05
(1,33)	1:A:55:SER:OG	2:B:97:THR:CB	15	2.05
(1,33)	1:A:55:SER:OG	2:B:97:THR:CG2	15	2.05
(1,33)	1:A:55:SER:OG	2:B:97:THR:H	15	2.05
(1,33)	1:A:55:SER:OG	2:B:97:THR:HA	15	2.05
(1,33)	1:A:55:SER:OG	2:B:97:THR:HB	15	2.05
(1,33)	1:A:55:SER:OG	2:B:97:THR:HG1	15	2.05
(1,33)	1:A:55:SER:OG	2:B:97:THR:HG21	15	2.05
(1,33)	1:A:55:SER:OG	2:B:97:THR:HG22	15	2.05
(1,33)	1:A:55:SER:OG	2:B:97:THR:HG23	15	2.05
(1,33)	1:A:55:SER:OG	2:B:97:THR:N	15	2.05
(1,33)	1:A:55:SER:OG	2:B:97:THR:O	15	2.05
(1,33)	1:A:55:SER:OG	2:B:97:THR:OG1	15	2.05

*Continued on next page...*

*Continued from previous page...*

Key	Atom-1	Atom-2	Model ID	Violation (Å)
(1,33)	1:A:55:SER:OG	2:B:99:HIS:C	15	2.05
(1,33)	1:A:55:SER:OG	2:B:99:HIS:CA	15	2.05
(1,33)	1:A:55:SER:OG	2:B:99:HIS:CB	15	2.05
(1,33)	1:A:55:SER:OG	2:B:99:HIS:CD2	15	2.05
(1,33)	1:A:55:SER:OG	2:B:99:HIS:CE1	15	2.05
(1,33)	1:A:55:SER:OG	2:B:99:HIS:CG	15	2.05
(1,33)	1:A:55:SER:OG	2:B:99:HIS:H	15	2.05
(1,33)	1:A:55:SER:OG	2:B:99:HIS:HA	15	2.05
(1,33)	1:A:55:SER:OG	2:B:99:HIS:HB2	15	2.05
(1,33)	1:A:55:SER:OG	2:B:99:HIS:HB3	15	2.05
(1,33)	1:A:55:SER:OG	2:B:99:HIS:HD1	15	2.05
(1,33)	1:A:55:SER:OG	2:B:99:HIS:HD2	15	2.05
(1,33)	1:A:55:SER:OG	2:B:99:HIS:HE1	15	2.05
(1,33)	1:A:55:SER:OG	2:B:99:HIS:HE2	15	2.05
(1,33)	1:A:55:SER:OG	2:B:99:HIS:N	15	2.05
(1,33)	1:A:55:SER:OG	2:B:99:HIS:ND1	15	2.05
(1,33)	1:A:55:SER:OG	2:B:99:HIS:NE2	15	2.05
(1,33)	1:A:55:SER:OG	2:B:99:HIS:O	15	2.05
(1,33)	1:A:55:SER:OG	2:B:101:VAL:C	15	2.05
(1,33)	1:A:55:SER:OG	2:B:101:VAL:CA	15	2.05
(1,33)	1:A:55:SER:OG	2:B:101:VAL:CB	15	2.05
(1,33)	1:A:55:SER:OG	2:B:101:VAL:CG1	15	2.05
(1,33)	1:A:55:SER:OG	2:B:101:VAL:CG2	15	2.05
(1,33)	1:A:55:SER:OG	2:B:101:VAL:H	15	2.05
(1,33)	1:A:55:SER:OG	2:B:101:VAL:HA	15	2.05
(1,33)	1:A:55:SER:OG	2:B:101:VAL:HB	15	2.05
(1,33)	1:A:55:SER:OG	2:B:101:VAL:HG11	15	2.05
(1,33)	1:A:55:SER:OG	2:B:101:VAL:HG12	15	2.05
(1,33)	1:A:55:SER:OG	2:B:101:VAL:HG13	15	2.05
(1,33)	1:A:55:SER:OG	2:B:101:VAL:HG21	15	2.05
(1,33)	1:A:55:SER:OG	2:B:101:VAL:HG22	15	2.05
(1,33)	1:A:55:SER:OG	2:B:101:VAL:HG23	15	2.05
(1,33)	1:A:55:SER:OG	2:B:101:VAL:N	15	2.05
(1,33)	1:A:55:SER:OG	2:B:101:VAL:O	15	2.05
(1,33)	1:A:55:SER:C	2:B:75:ILE:C	19	2.04
(1,33)	1:A:55:SER:C	2:B:75:ILE:CA	19	2.04
(1,33)	1:A:55:SER:C	2:B:75:ILE:CB	19	2.04
(1,33)	1:A:55:SER:C	2:B:75:ILE:CD1	19	2.04
(1,33)	1:A:55:SER:C	2:B:75:ILE:CG1	19	2.04
(1,33)	1:A:55:SER:C	2:B:75:ILE:CG2	19	2.04
(1,33)	1:A:55:SER:C	2:B:75:ILE:H	19	2.04
(1,33)	1:A:55:SER:C	2:B:75:ILE:HA	19	2.04

*Continued on next page...*

*Continued from previous page...*

Key	Atom-1	Atom-2	Model ID	Violation (Å)
(1,33)	1:A:55:SER:C	2:B:75:ILE:HB	19	2.04
(1,33)	1:A:55:SER:C	2:B:75:ILE:HD11	19	2.04
(1,33)	1:A:55:SER:C	2:B:75:ILE:HD12	19	2.04
(1,33)	1:A:55:SER:C	2:B:75:ILE:HD13	19	2.04
(1,33)	1:A:55:SER:C	2:B:75:ILE:HG12	19	2.04
(1,33)	1:A:55:SER:C	2:B:75:ILE:HG13	19	2.04
(1,33)	1:A:55:SER:C	2:B:75:ILE:HG21	19	2.04
(1,33)	1:A:55:SER:C	2:B:75:ILE:HG22	19	2.04
(1,33)	1:A:55:SER:C	2:B:75:ILE:HG23	19	2.04
(1,33)	1:A:55:SER:C	2:B:75:ILE:N	19	2.04
(1,33)	1:A:55:SER:C	2:B:75:ILE:O	19	2.04
(1,33)	1:A:55:SER:C	2:B:77:ALA:C	19	2.04
(1,33)	1:A:55:SER:C	2:B:77:ALA:CA	19	2.04
(1,33)	1:A:55:SER:C	2:B:77:ALA:CB	19	2.04
(1,33)	1:A:55:SER:C	2:B:77:ALA:H	19	2.04
(1,33)	1:A:55:SER:C	2:B:77:ALA:HA	19	2.04
(1,33)	1:A:55:SER:C	2:B:77:ALA:HB1	19	2.04
(1,33)	1:A:55:SER:C	2:B:77:ALA:HB2	19	2.04
(1,33)	1:A:55:SER:C	2:B:77:ALA:HB3	19	2.04
(1,33)	1:A:55:SER:C	2:B:77:ALA:N	19	2.04
(1,33)	1:A:55:SER:C	2:B:77:ALA:O	19	2.04
(1,33)	1:A:55:SER:C	2:B:78:GLY:C	19	2.04
(1,33)	1:A:55:SER:C	2:B:78:GLY:CA	19	2.04
(1,33)	1:A:55:SER:C	2:B:78:GLY:H	19	2.04
(1,33)	1:A:55:SER:C	2:B:78:GLY:HA2	19	2.04
(1,33)	1:A:55:SER:C	2:B:78:GLY:HA3	19	2.04
(1,33)	1:A:55:SER:C	2:B:78:GLY:N	19	2.04
(1,33)	1:A:55:SER:C	2:B:78:GLY:O	19	2.04
(1,33)	1:A:55:SER:C	2:B:79:LYS:C	19	2.04
(1,33)	1:A:55:SER:C	2:B:79:LYS:CA	19	2.04
(1,33)	1:A:55:SER:C	2:B:79:LYS:CB	19	2.04
(1,33)	1:A:55:SER:C	2:B:79:LYS:CD	19	2.04
(1,33)	1:A:55:SER:C	2:B:79:LYS:CE	19	2.04
(1,33)	1:A:55:SER:C	2:B:79:LYS:CG	19	2.04
(1,33)	1:A:55:SER:C	2:B:79:LYS:H	19	2.04
(1,33)	1:A:55:SER:C	2:B:79:LYS:HA	19	2.04
(1,33)	1:A:55:SER:C	2:B:79:LYS:HB2	19	2.04
(1,33)	1:A:55:SER:C	2:B:79:LYS:HB3	19	2.04
(1,33)	1:A:55:SER:C	2:B:79:LYS:HD2	19	2.04
(1,33)	1:A:55:SER:C	2:B:79:LYS:HD3	19	2.04
(1,33)	1:A:55:SER:C	2:B:79:LYS:HE2	19	2.04
(1,33)	1:A:55:SER:C	2:B:79:LYS:HE3	19	2.04

*Continued on next page...*

*Continued from previous page...*

Key	Atom-1	Atom-2	Model ID	Violation (Å)
(1,33)	1:A:55:SER:C	2:B:79:LYS:HG2	19	2.04
(1,33)	1:A:55:SER:C	2:B:79:LYS:HG3	19	2.04
(1,33)	1:A:55:SER:C	2:B:79:LYS:HZ1	19	2.04
(1,33)	1:A:55:SER:C	2:B:79:LYS:HZ2	19	2.04
(1,33)	1:A:55:SER:C	2:B:79:LYS:HZ3	19	2.04
(1,33)	1:A:55:SER:C	2:B:79:LYS:N	19	2.04
(1,33)	1:A:55:SER:C	2:B:79:LYS:NZ	19	2.04
(1,33)	1:A:55:SER:C	2:B:79:LYS:O	19	2.04
(1,33)	1:A:55:SER:C	2:B:80:ILE:C	19	2.04
(1,33)	1:A:55:SER:C	2:B:80:ILE:CA	19	2.04
(1,33)	1:A:55:SER:C	2:B:80:ILE:CB	19	2.04
(1,33)	1:A:55:SER:C	2:B:80:ILE:CD1	19	2.04
(1,33)	1:A:55:SER:C	2:B:80:ILE:CG1	19	2.04
(1,33)	1:A:55:SER:C	2:B:80:ILE:CG2	19	2.04
(1,33)	1:A:55:SER:C	2:B:80:ILE:H	19	2.04
(1,33)	1:A:55:SER:C	2:B:80:ILE:HA	19	2.04
(1,33)	1:A:55:SER:C	2:B:80:ILE:HB	19	2.04
(1,33)	1:A:55:SER:C	2:B:80:ILE:HD11	19	2.04
(1,33)	1:A:55:SER:C	2:B:80:ILE:HD12	19	2.04
(1,33)	1:A:55:SER:C	2:B:80:ILE:HD13	19	2.04
(1,33)	1:A:55:SER:C	2:B:80:ILE:HG12	19	2.04
(1,33)	1:A:55:SER:C	2:B:80:ILE:HG13	19	2.04
(1,33)	1:A:55:SER:C	2:B:80:ILE:HG21	19	2.04
(1,33)	1:A:55:SER:C	2:B:80:ILE:HG22	19	2.04
(1,33)	1:A:55:SER:C	2:B:80:ILE:HG23	19	2.04
(1,33)	1:A:55:SER:C	2:B:80:ILE:N	19	2.04
(1,33)	1:A:55:SER:C	2:B:80:ILE:O	19	2.04
(1,33)	1:A:55:SER:C	2:B:84:GLN:C	19	2.04
(1,33)	1:A:55:SER:C	2:B:84:GLN:CA	19	2.04
(1,33)	1:A:55:SER:C	2:B:84:GLN:CB	19	2.04
(1,33)	1:A:55:SER:C	2:B:84:GLN:CD	19	2.04
(1,33)	1:A:55:SER:C	2:B:84:GLN:CG	19	2.04
(1,33)	1:A:55:SER:C	2:B:84:GLN:H	19	2.04
(1,33)	1:A:55:SER:C	2:B:84:GLN:HA	19	2.04
(1,33)	1:A:55:SER:C	2:B:84:GLN:HB2	19	2.04
(1,33)	1:A:55:SER:C	2:B:84:GLN:HB3	19	2.04
(1,33)	1:A:55:SER:C	2:B:84:GLN:HE21	19	2.04
(1,33)	1:A:55:SER:C	2:B:84:GLN:HE22	19	2.04
(1,33)	1:A:55:SER:C	2:B:84:GLN:HG2	19	2.04
(1,33)	1:A:55:SER:C	2:B:84:GLN:HG3	19	2.04
(1,33)	1:A:55:SER:C	2:B:84:GLN:N	19	2.04
(1,33)	1:A:55:SER:C	2:B:84:GLN:NE2	19	2.04

*Continued on next page...*

*Continued from previous page...*

Key	Atom-1	Atom-2	Model ID	Violation (Å)
(1,33)	1:A:55:SER:C	2:B:84:GLN:O	19	2.04
(1,33)	1:A:55:SER:C	2:B:84:GLN:OE1	19	2.04
(1,33)	1:A:55:SER:C	2:B:97:THR:C	19	2.04
(1,33)	1:A:55:SER:C	2:B:97:THR:CA	19	2.04
(1,33)	1:A:55:SER:C	2:B:97:THR:CB	19	2.04
(1,33)	1:A:55:SER:C	2:B:97:THR:CG2	19	2.04
(1,33)	1:A:55:SER:C	2:B:97:THR:H	19	2.04
(1,33)	1:A:55:SER:C	2:B:97:THR:HA	19	2.04
(1,33)	1:A:55:SER:C	2:B:97:THR:HB	19	2.04
(1,33)	1:A:55:SER:C	2:B:97:THR:HG1	19	2.04
(1,33)	1:A:55:SER:C	2:B:97:THR:HG21	19	2.04
(1,33)	1:A:55:SER:C	2:B:97:THR:HG22	19	2.04
(1,33)	1:A:55:SER:C	2:B:97:THR:HG23	19	2.04
(1,33)	1:A:55:SER:C	2:B:97:THR:N	19	2.04
(1,33)	1:A:55:SER:C	2:B:97:THR:O	19	2.04
(1,33)	1:A:55:SER:C	2:B:97:THR:OG1	19	2.04
(1,33)	1:A:55:SER:C	2:B:99:HIS:C	19	2.04
(1,33)	1:A:55:SER:C	2:B:99:HIS:CA	19	2.04
(1,33)	1:A:55:SER:C	2:B:99:HIS:CB	19	2.04
(1,33)	1:A:55:SER:C	2:B:99:HIS:CD2	19	2.04
(1,33)	1:A:55:SER:C	2:B:99:HIS:CE1	19	2.04
(1,33)	1:A:55:SER:C	2:B:99:HIS:CG	19	2.04
(1,33)	1:A:55:SER:C	2:B:99:HIS:H	19	2.04
(1,33)	1:A:55:SER:C	2:B:99:HIS:HA	19	2.04
(1,33)	1:A:55:SER:C	2:B:99:HIS:HB2	19	2.04
(1,33)	1:A:55:SER:C	2:B:99:HIS:HB3	19	2.04
(1,33)	1:A:55:SER:C	2:B:99:HIS:HD1	19	2.04
(1,33)	1:A:55:SER:C	2:B:99:HIS:HD2	19	2.04
(1,33)	1:A:55:SER:C	2:B:99:HIS:HE1	19	2.04
(1,33)	1:A:55:SER:C	2:B:99:HIS:HE2	19	2.04
(1,33)	1:A:55:SER:C	2:B:99:HIS:N	19	2.04
(1,33)	1:A:55:SER:C	2:B:99:HIS:ND1	19	2.04
(1,33)	1:A:55:SER:C	2:B:99:HIS:NE2	19	2.04
(1,33)	1:A:55:SER:C	2:B:99:HIS:O	19	2.04
(1,33)	1:A:55:SER:C	2:B:101:VAL:C	19	2.04
(1,33)	1:A:55:SER:C	2:B:101:VAL:CA	19	2.04
(1,33)	1:A:55:SER:C	2:B:101:VAL:CB	19	2.04
(1,33)	1:A:55:SER:C	2:B:101:VAL:CG1	19	2.04
(1,33)	1:A:55:SER:C	2:B:101:VAL:CG2	19	2.04
(1,33)	1:A:55:SER:C	2:B:101:VAL:H	19	2.04
(1,33)	1:A:55:SER:C	2:B:101:VAL:HA	19	2.04
(1,33)	1:A:55:SER:C	2:B:101:VAL:HB	19	2.04

*Continued on next page...*



*Continued from previous page...*

Key	Atom-1	Atom-2	Model ID	Violation (Å)
(1,33)	1:A:55:SER:C	2:B:101:VAL:HG11	19	2.04
(1,33)	1:A:55:SER:C	2:B:101:VAL:HG12	19	2.04
(1,33)	1:A:55:SER:C	2:B:101:VAL:HG13	19	2.04
(1,33)	1:A:55:SER:C	2:B:101:VAL:HG21	19	2.04
(1,33)	1:A:55:SER:C	2:B:101:VAL:HG22	19	2.04
(1,33)	1:A:55:SER:C	2:B:101:VAL:HG23	19	2.04
(1,33)	1:A:55:SER:C	2:B:101:VAL:N	19	2.04
(1,33)	1:A:55:SER:C	2:B:101:VAL:O	19	2.04
(1,33)	1:A:55:SER:CA	2:B:75:ILE:C	19	2.04
(1,33)	1:A:55:SER:CA	2:B:75:ILE:CA	19	2.04
(1,33)	1:A:55:SER:CA	2:B:75:ILE:CB	19	2.04
(1,33)	1:A:55:SER:CA	2:B:75:ILE:CD1	19	2.04
(1,33)	1:A:55:SER:CA	2:B:75:ILE:CG1	19	2.04
(1,33)	1:A:55:SER:CA	2:B:75:ILE:CG2	19	2.04
(1,33)	1:A:55:SER:CA	2:B:75:ILE:H	19	2.04
(1,33)	1:A:55:SER:CA	2:B:75:ILE:HA	19	2.04
(1,33)	1:A:55:SER:CA	2:B:75:ILE:HB	19	2.04
(1,33)	1:A:55:SER:CA	2:B:75:ILE:HD11	19	2.04
(1,33)	1:A:55:SER:CA	2:B:75:ILE:HD12	19	2.04
(1,33)	1:A:55:SER:CA	2:B:75:ILE:HD13	19	2.04
(1,33)	1:A:55:SER:CA	2:B:75:ILE:HG12	19	2.04
(1,33)	1:A:55:SER:CA	2:B:75:ILE:HG13	19	2.04
(1,33)	1:A:55:SER:CA	2:B:75:ILE:HG21	19	2.04
(1,33)	1:A:55:SER:CA	2:B:75:ILE:HG22	19	2.04
(1,33)	1:A:55:SER:CA	2:B:75:ILE:HG23	19	2.04
(1,33)	1:A:55:SER:CA	2:B:75:ILE:N	19	2.04
(1,33)	1:A:55:SER:CA	2:B:75:ILE:O	19	2.04
(1,33)	1:A:55:SER:CA	2:B:77:ALA:C	19	2.04
(1,33)	1:A:55:SER:CA	2:B:77:ALA:CA	19	2.04
(1,33)	1:A:55:SER:CA	2:B:77:ALA:CB	19	2.04
(1,33)	1:A:55:SER:CA	2:B:77:ALA:H	19	2.04
(1,33)	1:A:55:SER:CA	2:B:77:ALA:HA	19	2.04
(1,33)	1:A:55:SER:CA	2:B:77:ALA:HB1	19	2.04
(1,33)	1:A:55:SER:CA	2:B:77:ALA:HB2	19	2.04
(1,33)	1:A:55:SER:CA	2:B:77:ALA:HB3	19	2.04
(1,33)	1:A:55:SER:CA	2:B:77:ALA:N	19	2.04
(1,33)	1:A:55:SER:CA	2:B:77:ALA:O	19	2.04
(1,33)	1:A:55:SER:CA	2:B:78:GLY:C	19	2.04
(1,33)	1:A:55:SER:CA	2:B:78:GLY:CA	19	2.04
(1,33)	1:A:55:SER:CA	2:B:78:GLY:H	19	2.04
(1,33)	1:A:55:SER:CA	2:B:78:GLY:HA2	19	2.04
(1,33)	1:A:55:SER:CA	2:B:78:GLY:HA3	19	2.04

*Continued on next page...*

*Continued from previous page...*

Key	Atom-1	Atom-2	Model ID	Violation (Å)
(1,33)	1:A:55:SER:CA	2:B:78:GLY:N	19	2.04
(1,33)	1:A:55:SER:CA	2:B:78:GLY:O	19	2.04
(1,33)	1:A:55:SER:CA	2:B:79:LYS:C	19	2.04
(1,33)	1:A:55:SER:CA	2:B:79:LYS:CA	19	2.04
(1,33)	1:A:55:SER:CA	2:B:79:LYS:CB	19	2.04
(1,33)	1:A:55:SER:CA	2:B:79:LYS:CD	19	2.04
(1,33)	1:A:55:SER:CA	2:B:79:LYS:CE	19	2.04
(1,33)	1:A:55:SER:CA	2:B:79:LYS:CG	19	2.04
(1,33)	1:A:55:SER:CA	2:B:79:LYS:H	19	2.04
(1,33)	1:A:55:SER:CA	2:B:79:LYS:HA	19	2.04
(1,33)	1:A:55:SER:CA	2:B:79:LYS:HB2	19	2.04
(1,33)	1:A:55:SER:CA	2:B:79:LYS:HB3	19	2.04
(1,33)	1:A:55:SER:CA	2:B:79:LYS:HD2	19	2.04
(1,33)	1:A:55:SER:CA	2:B:79:LYS:HD3	19	2.04
(1,33)	1:A:55:SER:CA	2:B:79:LYS:HE2	19	2.04
(1,33)	1:A:55:SER:CA	2:B:79:LYS:HE3	19	2.04
(1,33)	1:A:55:SER:CA	2:B:79:LYS:HG2	19	2.04
(1,33)	1:A:55:SER:CA	2:B:79:LYS:HG3	19	2.04
(1,33)	1:A:55:SER:CA	2:B:79:LYS:HZ1	19	2.04
(1,33)	1:A:55:SER:CA	2:B:79:LYS:HZ2	19	2.04
(1,33)	1:A:55:SER:CA	2:B:79:LYS:HZ3	19	2.04
(1,33)	1:A:55:SER:CA	2:B:79:LYS:N	19	2.04
(1,33)	1:A:55:SER:CA	2:B:79:LYS:NZ	19	2.04
(1,33)	1:A:55:SER:CA	2:B:79:LYS:O	19	2.04
(1,33)	1:A:55:SER:CA	2:B:80:ILE:C	19	2.04
(1,33)	1:A:55:SER:CA	2:B:80:ILE:CA	19	2.04
(1,33)	1:A:55:SER:CA	2:B:80:ILE:CB	19	2.04
(1,33)	1:A:55:SER:CA	2:B:80:ILE:CD1	19	2.04
(1,33)	1:A:55:SER:CA	2:B:80:ILE:CG1	19	2.04
(1,33)	1:A:55:SER:CA	2:B:80:ILE:CG2	19	2.04
(1,33)	1:A:55:SER:CA	2:B:80:ILE:H	19	2.04
(1,33)	1:A:55:SER:CA	2:B:80:ILE:HA	19	2.04
(1,33)	1:A:55:SER:CA	2:B:80:ILE:HB	19	2.04
(1,33)	1:A:55:SER:CA	2:B:80:ILE:HD11	19	2.04
(1,33)	1:A:55:SER:CA	2:B:80:ILE:HD12	19	2.04
(1,33)	1:A:55:SER:CA	2:B:80:ILE:HD13	19	2.04
(1,33)	1:A:55:SER:CA	2:B:80:ILE:HG12	19	2.04
(1,33)	1:A:55:SER:CA	2:B:80:ILE:HG13	19	2.04
(1,33)	1:A:55:SER:CA	2:B:80:ILE:HG21	19	2.04
(1,33)	1:A:55:SER:CA	2:B:80:ILE:HG22	19	2.04
(1,33)	1:A:55:SER:CA	2:B:80:ILE:HG23	19	2.04
(1,33)	1:A:55:SER:CA	2:B:80:ILE:N	19	2.04

*Continued on next page...*

*Continued from previous page...*

Key	Atom-1	Atom-2	Model ID	Violation (Å)
(1,33)	1:A:55:SER:CA	2:B:80:ILE:O	19	2.04
(1,33)	1:A:55:SER:CA	2:B:84:GLN:C	19	2.04
(1,33)	1:A:55:SER:CA	2:B:84:GLN:CA	19	2.04
(1,33)	1:A:55:SER:CA	2:B:84:GLN:CB	19	2.04
(1,33)	1:A:55:SER:CA	2:B:84:GLN:CD	19	2.04
(1,33)	1:A:55:SER:CA	2:B:84:GLN:CG	19	2.04
(1,33)	1:A:55:SER:CA	2:B:84:GLN:H	19	2.04
(1,33)	1:A:55:SER:CA	2:B:84:GLN:HA	19	2.04
(1,33)	1:A:55:SER:CA	2:B:84:GLN:HB2	19	2.04
(1,33)	1:A:55:SER:CA	2:B:84:GLN:HB3	19	2.04
(1,33)	1:A:55:SER:CA	2:B:84:GLN:HE21	19	2.04
(1,33)	1:A:55:SER:CA	2:B:84:GLN:HE22	19	2.04
(1,33)	1:A:55:SER:CA	2:B:84:GLN:HG2	19	2.04
(1,33)	1:A:55:SER:CA	2:B:84:GLN:HG3	19	2.04
(1,33)	1:A:55:SER:CA	2:B:84:GLN:N	19	2.04
(1,33)	1:A:55:SER:CA	2:B:84:GLN:NE2	19	2.04
(1,33)	1:A:55:SER:CA	2:B:84:GLN:O	19	2.04
(1,33)	1:A:55:SER:CA	2:B:84:GLN:OE1	19	2.04
(1,33)	1:A:55:SER:CA	2:B:97:THR:C	19	2.04
(1,33)	1:A:55:SER:CA	2:B:97:THR:CA	19	2.04
(1,33)	1:A:55:SER:CA	2:B:97:THR:CB	19	2.04
(1,33)	1:A:55:SER:CA	2:B:97:THR:CG2	19	2.04
(1,33)	1:A:55:SER:CA	2:B:97:THR:H	19	2.04
(1,33)	1:A:55:SER:CA	2:B:97:THR:HA	19	2.04
(1,33)	1:A:55:SER:CA	2:B:97:THR:HB	19	2.04
(1,33)	1:A:55:SER:CA	2:B:97:THR:HG1	19	2.04
(1,33)	1:A:55:SER:CA	2:B:97:THR:HG21	19	2.04
(1,33)	1:A:55:SER:CA	2:B:97:THR:HG22	19	2.04
(1,33)	1:A:55:SER:CA	2:B:97:THR:HG23	19	2.04
(1,33)	1:A:55:SER:CA	2:B:97:THR:N	19	2.04
(1,33)	1:A:55:SER:CA	2:B:97:THR:O	19	2.04
(1,33)	1:A:55:SER:CA	2:B:97:THR:OG1	19	2.04
(1,33)	1:A:55:SER:CA	2:B:99:HIS:C	19	2.04
(1,33)	1:A:55:SER:CA	2:B:99:HIS:CA	19	2.04
(1,33)	1:A:55:SER:CA	2:B:99:HIS:CB	19	2.04
(1,33)	1:A:55:SER:CA	2:B:99:HIS:CD2	19	2.04
(1,33)	1:A:55:SER:CA	2:B:99:HIS:CE1	19	2.04
(1,33)	1:A:55:SER:CA	2:B:99:HIS:CG	19	2.04
(1,33)	1:A:55:SER:CA	2:B:99:HIS:H	19	2.04
(1,33)	1:A:55:SER:CA	2:B:99:HIS:HA	19	2.04
(1,33)	1:A:55:SER:CA	2:B:99:HIS:HB2	19	2.04
(1,33)	1:A:55:SER:CA	2:B:99:HIS:HB3	19	2.04

*Continued on next page...*

*Continued from previous page...*

Key	Atom-1	Atom-2	Model ID	Violation (Å)
(1,33)	1:A:55:SER:CA	2:B:99:HIS:HD1	19	2.04
(1,33)	1:A:55:SER:CA	2:B:99:HIS:HD2	19	2.04
(1,33)	1:A:55:SER:CA	2:B:99:HIS:HE1	19	2.04
(1,33)	1:A:55:SER:CA	2:B:99:HIS:HE2	19	2.04
(1,33)	1:A:55:SER:CA	2:B:99:HIS:N	19	2.04
(1,33)	1:A:55:SER:CA	2:B:99:HIS:ND1	19	2.04
(1,33)	1:A:55:SER:CA	2:B:99:HIS:NE2	19	2.04
(1,33)	1:A:55:SER:CA	2:B:99:HIS:O	19	2.04
(1,33)	1:A:55:SER:CA	2:B:101:VAL:C	19	2.04
(1,33)	1:A:55:SER:CA	2:B:101:VAL:CA	19	2.04
(1,33)	1:A:55:SER:CA	2:B:101:VAL:CB	19	2.04
(1,33)	1:A:55:SER:CA	2:B:101:VAL:CG1	19	2.04
(1,33)	1:A:55:SER:CA	2:B:101:VAL:CG2	19	2.04
(1,33)	1:A:55:SER:CA	2:B:101:VAL:H	19	2.04
(1,33)	1:A:55:SER:CA	2:B:101:VAL:HA	19	2.04
(1,33)	1:A:55:SER:CA	2:B:101:VAL:HB	19	2.04
(1,33)	1:A:55:SER:CA	2:B:101:VAL:HG11	19	2.04
(1,33)	1:A:55:SER:CA	2:B:101:VAL:HG12	19	2.04
(1,33)	1:A:55:SER:CA	2:B:101:VAL:HG13	19	2.04
(1,33)	1:A:55:SER:CA	2:B:101:VAL:HG21	19	2.04
(1,33)	1:A:55:SER:CA	2:B:101:VAL:HG22	19	2.04
(1,33)	1:A:55:SER:CA	2:B:101:VAL:HG23	19	2.04
(1,33)	1:A:55:SER:CA	2:B:101:VAL:N	19	2.04
(1,33)	1:A:55:SER:CA	2:B:101:VAL:O	19	2.04
(1,33)	1:A:55:SER:CB	2:B:75:ILE:C	19	2.04
(1,33)	1:A:55:SER:CB	2:B:75:ILE:CA	19	2.04
(1,33)	1:A:55:SER:CB	2:B:75:ILE:CB	19	2.04
(1,33)	1:A:55:SER:CB	2:B:75:ILE:CD1	19	2.04
(1,33)	1:A:55:SER:CB	2:B:75:ILE:CG1	19	2.04
(1,33)	1:A:55:SER:CB	2:B:75:ILE:CG2	19	2.04
(1,33)	1:A:55:SER:CB	2:B:75:ILE:H	19	2.04
(1,33)	1:A:55:SER:CB	2:B:75:ILE:HA	19	2.04
(1,33)	1:A:55:SER:CB	2:B:75:ILE:HB	19	2.04
(1,33)	1:A:55:SER:CB	2:B:75:ILE:HD11	19	2.04
(1,33)	1:A:55:SER:CB	2:B:75:ILE:HD12	19	2.04
(1,33)	1:A:55:SER:CB	2:B:75:ILE:HD13	19	2.04
(1,33)	1:A:55:SER:CB	2:B:75:ILE:HG12	19	2.04
(1,33)	1:A:55:SER:CB	2:B:75:ILE:HG13	19	2.04
(1,33)	1:A:55:SER:CB	2:B:75:ILE:HG21	19	2.04
(1,33)	1:A:55:SER:CB	2:B:75:ILE:HG22	19	2.04
(1,33)	1:A:55:SER:CB	2:B:75:ILE:HG23	19	2.04
(1,33)	1:A:55:SER:CB	2:B:75:ILE:N	19	2.04

*Continued on next page...*

*Continued from previous page...*

Key	Atom-1	Atom-2	Model ID	Violation (Å)
(1,33)	1:A:55:SER:CB	2:B:75:ILE:O	19	2.04
(1,33)	1:A:55:SER:CB	2:B:77:ALA:C	19	2.04
(1,33)	1:A:55:SER:CB	2:B:77:ALA:CA	19	2.04
(1,33)	1:A:55:SER:CB	2:B:77:ALA:CB	19	2.04
(1,33)	1:A:55:SER:CB	2:B:77:ALA:H	19	2.04
(1,33)	1:A:55:SER:CB	2:B:77:ALA:HA	19	2.04
(1,33)	1:A:55:SER:CB	2:B:77:ALA:HB1	19	2.04
(1,33)	1:A:55:SER:CB	2:B:77:ALA:HB2	19	2.04
(1,33)	1:A:55:SER:CB	2:B:77:ALA:HB3	19	2.04
(1,33)	1:A:55:SER:CB	2:B:77:ALA:N	19	2.04
(1,33)	1:A:55:SER:CB	2:B:77:ALA:O	19	2.04
(1,33)	1:A:55:SER:CB	2:B:78:GLY:C	19	2.04
(1,33)	1:A:55:SER:CB	2:B:78:GLY:CA	19	2.04
(1,33)	1:A:55:SER:CB	2:B:78:GLY:H	19	2.04
(1,33)	1:A:55:SER:CB	2:B:78:GLY:HA2	19	2.04
(1,33)	1:A:55:SER:CB	2:B:78:GLY:HA3	19	2.04
(1,33)	1:A:55:SER:CB	2:B:78:GLY:N	19	2.04
(1,33)	1:A:55:SER:CB	2:B:78:GLY:O	19	2.04
(1,33)	1:A:55:SER:CB	2:B:79:LYS:C	19	2.04
(1,33)	1:A:55:SER:CB	2:B:79:LYS:CA	19	2.04
(1,33)	1:A:55:SER:CB	2:B:79:LYS:CB	19	2.04
(1,33)	1:A:55:SER:CB	2:B:79:LYS:CD	19	2.04
(1,33)	1:A:55:SER:CB	2:B:79:LYS:CE	19	2.04
(1,33)	1:A:55:SER:CB	2:B:79:LYS:CG	19	2.04
(1,33)	1:A:55:SER:CB	2:B:79:LYS:H	19	2.04
(1,33)	1:A:55:SER:CB	2:B:79:LYS:HA	19	2.04
(1,33)	1:A:55:SER:CB	2:B:79:LYS:HB2	19	2.04
(1,33)	1:A:55:SER:CB	2:B:79:LYS:HB3	19	2.04
(1,33)	1:A:55:SER:CB	2:B:79:LYS:HD2	19	2.04
(1,33)	1:A:55:SER:CB	2:B:79:LYS:HD3	19	2.04
(1,33)	1:A:55:SER:CB	2:B:79:LYS:HE2	19	2.04
(1,33)	1:A:55:SER:CB	2:B:79:LYS:HE3	19	2.04
(1,33)	1:A:55:SER:CB	2:B:79:LYS:HG2	19	2.04
(1,33)	1:A:55:SER:CB	2:B:79:LYS:HG3	19	2.04
(1,33)	1:A:55:SER:CB	2:B:79:LYS:HZ1	19	2.04
(1,33)	1:A:55:SER:CB	2:B:79:LYS:HZ2	19	2.04
(1,33)	1:A:55:SER:CB	2:B:79:LYS:HZ3	19	2.04
(1,33)	1:A:55:SER:CB	2:B:79:LYS:N	19	2.04
(1,33)	1:A:55:SER:CB	2:B:79:LYS:NZ	19	2.04
(1,33)	1:A:55:SER:CB	2:B:79:LYS:O	19	2.04
(1,33)	1:A:55:SER:CB	2:B:80:ILE:C	19	2.04
(1,33)	1:A:55:SER:CB	2:B:80:ILE:CA	19	2.04

*Continued on next page...*

*Continued from previous page...*

Key	Atom-1	Atom-2	Model ID	Violation (Å)
(1,33)	1:A:55:SER:CB	2:B:80:ILE:CB	19	2.04
(1,33)	1:A:55:SER:CB	2:B:80:ILE:CD1	19	2.04
(1,33)	1:A:55:SER:CB	2:B:80:ILE:CG1	19	2.04
(1,33)	1:A:55:SER:CB	2:B:80:ILE:CG2	19	2.04
(1,33)	1:A:55:SER:CB	2:B:80:ILE:H	19	2.04
(1,33)	1:A:55:SER:CB	2:B:80:ILE:HA	19	2.04
(1,33)	1:A:55:SER:CB	2:B:80:ILE:HB	19	2.04
(1,33)	1:A:55:SER:CB	2:B:80:ILE:HD11	19	2.04
(1,33)	1:A:55:SER:CB	2:B:80:ILE:HD12	19	2.04
(1,33)	1:A:55:SER:CB	2:B:80:ILE:HD13	19	2.04
(1,33)	1:A:55:SER:CB	2:B:80:ILE:HG12	19	2.04
(1,33)	1:A:55:SER:CB	2:B:80:ILE:HG13	19	2.04
(1,33)	1:A:55:SER:CB	2:B:80:ILE:HG21	19	2.04
(1,33)	1:A:55:SER:CB	2:B:80:ILE:HG22	19	2.04
(1,33)	1:A:55:SER:CB	2:B:80:ILE:HG23	19	2.04
(1,33)	1:A:55:SER:CB	2:B:80:ILE:N	19	2.04
(1,33)	1:A:55:SER:CB	2:B:80:ILE:O	19	2.04
(1,33)	1:A:55:SER:CB	2:B:84:GLN:C	19	2.04
(1,33)	1:A:55:SER:CB	2:B:84:GLN:CA	19	2.04
(1,33)	1:A:55:SER:CB	2:B:84:GLN:CB	19	2.04
(1,33)	1:A:55:SER:CB	2:B:84:GLN:CD	19	2.04
(1,33)	1:A:55:SER:CB	2:B:84:GLN:CG	19	2.04
(1,33)	1:A:55:SER:CB	2:B:84:GLN:H	19	2.04
(1,33)	1:A:55:SER:CB	2:B:84:GLN:HA	19	2.04
(1,33)	1:A:55:SER:CB	2:B:84:GLN:HB2	19	2.04
(1,33)	1:A:55:SER:CB	2:B:84:GLN:HB3	19	2.04
(1,33)	1:A:55:SER:CB	2:B:84:GLN:HE21	19	2.04
(1,33)	1:A:55:SER:CB	2:B:84:GLN:HE22	19	2.04
(1,33)	1:A:55:SER:CB	2:B:84:GLN:HG2	19	2.04
(1,33)	1:A:55:SER:CB	2:B:84:GLN:HG3	19	2.04
(1,33)	1:A:55:SER:CB	2:B:84:GLN:N	19	2.04
(1,33)	1:A:55:SER:CB	2:B:84:GLN:NE2	19	2.04
(1,33)	1:A:55:SER:CB	2:B:84:GLN:O	19	2.04
(1,33)	1:A:55:SER:CB	2:B:84:GLN:OE1	19	2.04
(1,33)	1:A:55:SER:CB	2:B:97:THR:C	19	2.04
(1,33)	1:A:55:SER:CB	2:B:97:THR:CA	19	2.04
(1,33)	1:A:55:SER:CB	2:B:97:THR:CB	19	2.04
(1,33)	1:A:55:SER:CB	2:B:97:THR:CG2	19	2.04
(1,33)	1:A:55:SER:CB	2:B:97:THR:H	19	2.04
(1,33)	1:A:55:SER:CB	2:B:97:THR:HA	19	2.04
(1,33)	1:A:55:SER:CB	2:B:97:THR:HB	19	2.04
(1,33)	1:A:55:SER:CB	2:B:97:THR:HG1	19	2.04

*Continued on next page...*

*Continued from previous page...*

Key	Atom-1	Atom-2	Model ID	Violation (Å)
(1,33)	1:A:55:SER:CB	2:B:97:THR:HG21	19	2.04
(1,33)	1:A:55:SER:CB	2:B:97:THR:HG22	19	2.04
(1,33)	1:A:55:SER:CB	2:B:97:THR:HG23	19	2.04
(1,33)	1:A:55:SER:CB	2:B:97:THR:N	19	2.04
(1,33)	1:A:55:SER:CB	2:B:97:THR:O	19	2.04
(1,33)	1:A:55:SER:CB	2:B:97:THR:OG1	19	2.04
(1,33)	1:A:55:SER:CB	2:B:99:HIS:C	19	2.04
(1,33)	1:A:55:SER:CB	2:B:99:HIS:CA	19	2.04
(1,33)	1:A:55:SER:CB	2:B:99:HIS:CB	19	2.04
(1,33)	1:A:55:SER:CB	2:B:99:HIS:CD2	19	2.04
(1,33)	1:A:55:SER:CB	2:B:99:HIS:CE1	19	2.04
(1,33)	1:A:55:SER:CB	2:B:99:HIS:CG	19	2.04
(1,33)	1:A:55:SER:CB	2:B:99:HIS:H	19	2.04
(1,33)	1:A:55:SER:CB	2:B:99:HIS:HA	19	2.04
(1,33)	1:A:55:SER:CB	2:B:99:HIS:HB2	19	2.04
(1,33)	1:A:55:SER:CB	2:B:99:HIS:HB3	19	2.04
(1,33)	1:A:55:SER:CB	2:B:99:HIS:HD1	19	2.04
(1,33)	1:A:55:SER:CB	2:B:99:HIS:HD2	19	2.04
(1,33)	1:A:55:SER:CB	2:B:99:HIS:HE1	19	2.04
(1,33)	1:A:55:SER:CB	2:B:99:HIS:HE2	19	2.04
(1,33)	1:A:55:SER:CB	2:B:99:HIS:N	19	2.04
(1,33)	1:A:55:SER:CB	2:B:99:HIS:ND1	19	2.04
(1,33)	1:A:55:SER:CB	2:B:99:HIS:NE2	19	2.04
(1,33)	1:A:55:SER:CB	2:B:99:HIS:O	19	2.04
(1,33)	1:A:55:SER:CB	2:B:101:VAL:C	19	2.04
(1,33)	1:A:55:SER:CB	2:B:101:VAL:CA	19	2.04
(1,33)	1:A:55:SER:CB	2:B:101:VAL:CB	19	2.04
(1,33)	1:A:55:SER:CB	2:B:101:VAL:CG1	19	2.04
(1,33)	1:A:55:SER:CB	2:B:101:VAL:CG2	19	2.04
(1,33)	1:A:55:SER:CB	2:B:101:VAL:H	19	2.04
(1,33)	1:A:55:SER:CB	2:B:101:VAL:HA	19	2.04
(1,33)	1:A:55:SER:CB	2:B:101:VAL:HB	19	2.04
(1,33)	1:A:55:SER:CB	2:B:101:VAL:HG11	19	2.04
(1,33)	1:A:55:SER:CB	2:B:101:VAL:HG12	19	2.04
(1,33)	1:A:55:SER:CB	2:B:101:VAL:HG13	19	2.04
(1,33)	1:A:55:SER:CB	2:B:101:VAL:HG21	19	2.04
(1,33)	1:A:55:SER:CB	2:B:101:VAL:HG22	19	2.04
(1,33)	1:A:55:SER:CB	2:B:101:VAL:HG23	19	2.04
(1,33)	1:A:55:SER:CB	2:B:101:VAL:N	19	2.04
(1,33)	1:A:55:SER:CB	2:B:101:VAL:O	19	2.04
(1,33)	1:A:55:SER:H	2:B:75:ILE:C	19	2.04
(1,33)	1:A:55:SER:H	2:B:75:ILE:CA	19	2.04

*Continued on next page...*

*Continued from previous page...*

Key	Atom-1	Atom-2	Model ID	Violation (Å)
(1,33)	1:A:55:SER:H	2:B:75:ILE:CB	19	2.04
(1,33)	1:A:55:SER:H	2:B:75:ILE:CD1	19	2.04
(1,33)	1:A:55:SER:H	2:B:75:ILE:CG1	19	2.04
(1,33)	1:A:55:SER:H	2:B:75:ILE:CG2	19	2.04
(1,33)	1:A:55:SER:H	2:B:75:ILE:H	19	2.04
(1,33)	1:A:55:SER:H	2:B:75:ILE:HA	19	2.04
(1,33)	1:A:55:SER:H	2:B:75:ILE:HB	19	2.04
(1,33)	1:A:55:SER:H	2:B:75:ILE:HD11	19	2.04
(1,33)	1:A:55:SER:H	2:B:75:ILE:HD12	19	2.04
(1,33)	1:A:55:SER:H	2:B:75:ILE:HD13	19	2.04
(1,33)	1:A:55:SER:H	2:B:75:ILE:HG12	19	2.04
(1,33)	1:A:55:SER:H	2:B:75:ILE:HG13	19	2.04
(1,33)	1:A:55:SER:H	2:B:75:ILE:HG21	19	2.04
(1,33)	1:A:55:SER:H	2:B:75:ILE:HG22	19	2.04
(1,33)	1:A:55:SER:H	2:B:75:ILE:HG23	19	2.04
(1,33)	1:A:55:SER:H	2:B:75:ILE:N	19	2.04
(1,33)	1:A:55:SER:H	2:B:75:ILE:O	19	2.04
(1,33)	1:A:55:SER:H	2:B:77:ALA:C	19	2.04
(1,33)	1:A:55:SER:H	2:B:77:ALA:CA	19	2.04
(1,33)	1:A:55:SER:H	2:B:77:ALA:CB	19	2.04
(1,33)	1:A:55:SER:H	2:B:77:ALA:H	19	2.04
(1,33)	1:A:55:SER:H	2:B:77:ALA:HA	19	2.04
(1,33)	1:A:55:SER:H	2:B:77:ALA:HB1	19	2.04
(1,33)	1:A:55:SER:H	2:B:77:ALA:HB2	19	2.04
(1,33)	1:A:55:SER:H	2:B:77:ALA:HB3	19	2.04
(1,33)	1:A:55:SER:H	2:B:77:ALA:N	19	2.04
(1,33)	1:A:55:SER:H	2:B:77:ALA:O	19	2.04
(1,33)	1:A:55:SER:H	2:B:78:GLY:C	19	2.04
(1,33)	1:A:55:SER:H	2:B:78:GLY:CA	19	2.04
(1,33)	1:A:55:SER:H	2:B:78:GLY:H	19	2.04
(1,33)	1:A:55:SER:H	2:B:78:GLY:HA2	19	2.04
(1,33)	1:A:55:SER:H	2:B:78:GLY:HA3	19	2.04
(1,33)	1:A:55:SER:H	2:B:78:GLY:N	19	2.04
(1,33)	1:A:55:SER:H	2:B:78:GLY:O	19	2.04
(1,33)	1:A:55:SER:H	2:B:79:LYS:C	19	2.04
(1,33)	1:A:55:SER:H	2:B:79:LYS:CA	19	2.04
(1,33)	1:A:55:SER:H	2:B:79:LYS:CB	19	2.04
(1,33)	1:A:55:SER:H	2:B:79:LYS:CD	19	2.04
(1,33)	1:A:55:SER:H	2:B:79:LYS:CE	19	2.04
(1,33)	1:A:55:SER:H	2:B:79:LYS:CG	19	2.04
(1,33)	1:A:55:SER:H	2:B:79:LYS:H	19	2.04
(1,33)	1:A:55:SER:H	2:B:79:LYS:HA	19	2.04

*Continued on next page...*



*Continued from previous page...*

Key	Atom-1	Atom-2	Model ID	Violation (Å)
(1,33)	1:A:55:SER:H	2:B:79:LYS:HB2	19	2.04
(1,33)	1:A:55:SER:H	2:B:79:LYS:HB3	19	2.04
(1,33)	1:A:55:SER:H	2:B:79:LYS:HD2	19	2.04
(1,33)	1:A:55:SER:H	2:B:79:LYS:HD3	19	2.04
(1,33)	1:A:55:SER:H	2:B:79:LYS:HE2	19	2.04
(1,33)	1:A:55:SER:H	2:B:79:LYS:HE3	19	2.04
(1,33)	1:A:55:SER:H	2:B:79:LYS:HG2	19	2.04
(1,33)	1:A:55:SER:H	2:B:79:LYS:HG3	19	2.04
(1,33)	1:A:55:SER:H	2:B:79:LYS:HZ1	19	2.04
(1,33)	1:A:55:SER:H	2:B:79:LYS:HZ2	19	2.04
(1,33)	1:A:55:SER:H	2:B:79:LYS:HZ3	19	2.04
(1,33)	1:A:55:SER:H	2:B:79:LYS:N	19	2.04
(1,33)	1:A:55:SER:H	2:B:79:LYS:NZ	19	2.04
(1,33)	1:A:55:SER:H	2:B:79:LYS:O	19	2.04
(1,33)	1:A:55:SER:H	2:B:80:ILE:C	19	2.04
(1,33)	1:A:55:SER:H	2:B:80:ILE:CA	19	2.04
(1,33)	1:A:55:SER:H	2:B:80:ILE:CB	19	2.04
(1,33)	1:A:55:SER:H	2:B:80:ILE:CD1	19	2.04
(1,33)	1:A:55:SER:H	2:B:80:ILE:CG1	19	2.04
(1,33)	1:A:55:SER:H	2:B:80:ILE:CG2	19	2.04
(1,33)	1:A:55:SER:H	2:B:80:ILE:H	19	2.04
(1,33)	1:A:55:SER:H	2:B:80:ILE:HA	19	2.04
(1,33)	1:A:55:SER:H	2:B:80:ILE:HB	19	2.04
(1,33)	1:A:55:SER:H	2:B:80:ILE:HD11	19	2.04
(1,33)	1:A:55:SER:H	2:B:80:ILE:HD12	19	2.04
(1,33)	1:A:55:SER:H	2:B:80:ILE:HD13	19	2.04
(1,33)	1:A:55:SER:H	2:B:80:ILE:HG12	19	2.04
(1,33)	1:A:55:SER:H	2:B:80:ILE:HG13	19	2.04
(1,33)	1:A:55:SER:H	2:B:80:ILE:HG21	19	2.04
(1,33)	1:A:55:SER:H	2:B:80:ILE:HG22	19	2.04
(1,33)	1:A:55:SER:H	2:B:80:ILE:HG23	19	2.04
(1,33)	1:A:55:SER:H	2:B:80:ILE:N	19	2.04
(1,33)	1:A:55:SER:H	2:B:80:ILE:O	19	2.04
(1,33)	1:A:55:SER:H	2:B:84:GLN:C	19	2.04
(1,33)	1:A:55:SER:H	2:B:84:GLN:CA	19	2.04
(1,33)	1:A:55:SER:H	2:B:84:GLN:CB	19	2.04
(1,33)	1:A:55:SER:H	2:B:84:GLN:CD	19	2.04
(1,33)	1:A:55:SER:H	2:B:84:GLN:CG	19	2.04
(1,33)	1:A:55:SER:H	2:B:84:GLN:H	19	2.04
(1,33)	1:A:55:SER:H	2:B:84:GLN:HA	19	2.04
(1,33)	1:A:55:SER:H	2:B:84:GLN:HB2	19	2.04
(1,33)	1:A:55:SER:H	2:B:84:GLN:HB3	19	2.04

*Continued on next page...*

*Continued from previous page...*

Key	Atom-1	Atom-2	Model ID	Violation (Å)
(1,33)	1:A:55:SER:H	2:B:84:GLN:HE21	19	2.04
(1,33)	1:A:55:SER:H	2:B:84:GLN:HE22	19	2.04
(1,33)	1:A:55:SER:H	2:B:84:GLN:HG2	19	2.04
(1,33)	1:A:55:SER:H	2:B:84:GLN:HG3	19	2.04
(1,33)	1:A:55:SER:H	2:B:84:GLN:N	19	2.04
(1,33)	1:A:55:SER:H	2:B:84:GLN:NE2	19	2.04
(1,33)	1:A:55:SER:H	2:B:84:GLN:O	19	2.04
(1,33)	1:A:55:SER:H	2:B:84:GLN:OE1	19	2.04
(1,33)	1:A:55:SER:H	2:B:97:THR:C	19	2.04
(1,33)	1:A:55:SER:H	2:B:97:THR:CA	19	2.04
(1,33)	1:A:55:SER:H	2:B:97:THR:CB	19	2.04
(1,33)	1:A:55:SER:H	2:B:97:THR:CG2	19	2.04
(1,33)	1:A:55:SER:H	2:B:97:THR:H	19	2.04
(1,33)	1:A:55:SER:H	2:B:97:THR:HA	19	2.04
(1,33)	1:A:55:SER:H	2:B:97:THR:HB	19	2.04
(1,33)	1:A:55:SER:H	2:B:97:THR:HG1	19	2.04
(1,33)	1:A:55:SER:H	2:B:97:THR:HG21	19	2.04
(1,33)	1:A:55:SER:H	2:B:97:THR:HG22	19	2.04
(1,33)	1:A:55:SER:H	2:B:97:THR:HG23	19	2.04
(1,33)	1:A:55:SER:H	2:B:97:THR:N	19	2.04
(1,33)	1:A:55:SER:H	2:B:97:THR:O	19	2.04
(1,33)	1:A:55:SER:H	2:B:97:THR:OG1	19	2.04
(1,33)	1:A:55:SER:H	2:B:99:HIS:C	19	2.04
(1,33)	1:A:55:SER:H	2:B:99:HIS:CA	19	2.04
(1,33)	1:A:55:SER:H	2:B:99:HIS:CB	19	2.04
(1,33)	1:A:55:SER:H	2:B:99:HIS:CD2	19	2.04
(1,33)	1:A:55:SER:H	2:B:99:HIS:CE1	19	2.04
(1,33)	1:A:55:SER:H	2:B:99:HIS:CG	19	2.04
(1,33)	1:A:55:SER:H	2:B:99:HIS:H	19	2.04
(1,33)	1:A:55:SER:H	2:B:99:HIS:HA	19	2.04
(1,33)	1:A:55:SER:H	2:B:99:HIS:HB2	19	2.04
(1,33)	1:A:55:SER:H	2:B:99:HIS:HB3	19	2.04
(1,33)	1:A:55:SER:H	2:B:99:HIS:HD1	19	2.04
(1,33)	1:A:55:SER:H	2:B:99:HIS:HD2	19	2.04
(1,33)	1:A:55:SER:H	2:B:99:HIS:HE1	19	2.04
(1,33)	1:A:55:SER:H	2:B:99:HIS:HE2	19	2.04
(1,33)	1:A:55:SER:H	2:B:99:HIS:N	19	2.04
(1,33)	1:A:55:SER:H	2:B:99:HIS:ND1	19	2.04
(1,33)	1:A:55:SER:H	2:B:99:HIS:NE2	19	2.04
(1,33)	1:A:55:SER:H	2:B:99:HIS:O	19	2.04
(1,33)	1:A:55:SER:H	2:B:101:VAL:C	19	2.04
(1,33)	1:A:55:SER:H	2:B:101:VAL:CA	19	2.04

*Continued on next page...*

*Continued from previous page...*

Key	Atom-1	Atom-2	Model ID	Violation (Å)
(1,33)	1:A:55:SER:H	2:B:101:VAL:CB	19	2.04
(1,33)	1:A:55:SER:H	2:B:101:VAL:CG1	19	2.04
(1,33)	1:A:55:SER:H	2:B:101:VAL:CG2	19	2.04
(1,33)	1:A:55:SER:H	2:B:101:VAL:H	19	2.04
(1,33)	1:A:55:SER:H	2:B:101:VAL:HA	19	2.04
(1,33)	1:A:55:SER:H	2:B:101:VAL:HB	19	2.04
(1,33)	1:A:55:SER:H	2:B:101:VAL:HG11	19	2.04
(1,33)	1:A:55:SER:H	2:B:101:VAL:HG12	19	2.04
(1,33)	1:A:55:SER:H	2:B:101:VAL:HG13	19	2.04
(1,33)	1:A:55:SER:H	2:B:101:VAL:HG21	19	2.04
(1,33)	1:A:55:SER:H	2:B:101:VAL:HG22	19	2.04
(1,33)	1:A:55:SER:H	2:B:101:VAL:HG23	19	2.04
(1,33)	1:A:55:SER:H	2:B:101:VAL:N	19	2.04
(1,33)	1:A:55:SER:H	2:B:101:VAL:O	19	2.04
(1,33)	1:A:55:SER:HA	2:B:75:ILE:C	19	2.04
(1,33)	1:A:55:SER:HA	2:B:75:ILE:CA	19	2.04
(1,33)	1:A:55:SER:HA	2:B:75:ILE:CB	19	2.04
(1,33)	1:A:55:SER:HA	2:B:75:ILE:CD1	19	2.04
(1,33)	1:A:55:SER:HA	2:B:75:ILE:CG1	19	2.04
(1,33)	1:A:55:SER:HA	2:B:75:ILE:CG2	19	2.04
(1,33)	1:A:55:SER:HA	2:B:75:ILE:H	19	2.04
(1,33)	1:A:55:SER:HA	2:B:75:ILE:HA	19	2.04
(1,33)	1:A:55:SER:HA	2:B:75:ILE:HB	19	2.04
(1,33)	1:A:55:SER:HA	2:B:75:ILE:HD11	19	2.04
(1,33)	1:A:55:SER:HA	2:B:75:ILE:HD12	19	2.04
(1,33)	1:A:55:SER:HA	2:B:75:ILE:HD13	19	2.04
(1,33)	1:A:55:SER:HA	2:B:75:ILE:HG12	19	2.04
(1,33)	1:A:55:SER:HA	2:B:75:ILE:HG13	19	2.04
(1,33)	1:A:55:SER:HA	2:B:75:ILE:HG21	19	2.04
(1,33)	1:A:55:SER:HA	2:B:75:ILE:HG22	19	2.04
(1,33)	1:A:55:SER:HA	2:B:75:ILE:HG23	19	2.04
(1,33)	1:A:55:SER:HA	2:B:75:ILE:N	19	2.04
(1,33)	1:A:55:SER:HA	2:B:75:ILE:O	19	2.04
(1,33)	1:A:55:SER:HA	2:B:77:ALA:C	19	2.04
(1,33)	1:A:55:SER:HA	2:B:77:ALA:CA	19	2.04
(1,33)	1:A:55:SER:HA	2:B:77:ALA:CB	19	2.04
(1,33)	1:A:55:SER:HA	2:B:77:ALA:H	19	2.04
(1,33)	1:A:55:SER:HA	2:B:77:ALA:HA	19	2.04
(1,33)	1:A:55:SER:HA	2:B:77:ALA:HB1	19	2.04
(1,33)	1:A:55:SER:HA	2:B:77:ALA:HB2	19	2.04
(1,33)	1:A:55:SER:HA	2:B:77:ALA:HB3	19	2.04
(1,33)	1:A:55:SER:HA	2:B:77:ALA:N	19	2.04

*Continued on next page...*

*Continued from previous page...*

Key	Atom-1	Atom-2	Model ID	Violation (Å)
(1,33)	1:A:55:SER:HA	2:B:77:ALA:O	19	2.04
(1,33)	1:A:55:SER:HA	2:B:78:GLY:C	19	2.04
(1,33)	1:A:55:SER:HA	2:B:78:GLY:CA	19	2.04
(1,33)	1:A:55:SER:HA	2:B:78:GLY:H	19	2.04
(1,33)	1:A:55:SER:HA	2:B:78:GLY:HA2	19	2.04
(1,33)	1:A:55:SER:HA	2:B:78:GLY:HA3	19	2.04
(1,33)	1:A:55:SER:HA	2:B:78:GLY:N	19	2.04
(1,33)	1:A:55:SER:HA	2:B:78:GLY:O	19	2.04
(1,33)	1:A:55:SER:HA	2:B:79:LYS:C	19	2.04
(1,33)	1:A:55:SER:HA	2:B:79:LYS:CA	19	2.04
(1,33)	1:A:55:SER:HA	2:B:79:LYS:CB	19	2.04
(1,33)	1:A:55:SER:HA	2:B:79:LYS:CD	19	2.04
(1,33)	1:A:55:SER:HA	2:B:79:LYS:CE	19	2.04
(1,33)	1:A:55:SER:HA	2:B:79:LYS:CG	19	2.04
(1,33)	1:A:55:SER:HA	2:B:79:LYS:H	19	2.04
(1,33)	1:A:55:SER:HA	2:B:79:LYS:HA	19	2.04
(1,33)	1:A:55:SER:HA	2:B:79:LYS:HB2	19	2.04
(1,33)	1:A:55:SER:HA	2:B:79:LYS:HB3	19	2.04
(1,33)	1:A:55:SER:HA	2:B:79:LYS:HD2	19	2.04
(1,33)	1:A:55:SER:HA	2:B:79:LYS:HD3	19	2.04
(1,33)	1:A:55:SER:HA	2:B:79:LYS:HE2	19	2.04
(1,33)	1:A:55:SER:HA	2:B:79:LYS:HE3	19	2.04
(1,33)	1:A:55:SER:HA	2:B:79:LYS:HG2	19	2.04
(1,33)	1:A:55:SER:HA	2:B:79:LYS:HG3	19	2.04
(1,33)	1:A:55:SER:HA	2:B:79:LYS:HZ1	19	2.04
(1,33)	1:A:55:SER:HA	2:B:79:LYS:HZ2	19	2.04
(1,33)	1:A:55:SER:HA	2:B:79:LYS:HZ3	19	2.04
(1,33)	1:A:55:SER:HA	2:B:79:LYS:N	19	2.04
(1,33)	1:A:55:SER:HA	2:B:79:LYS:NZ	19	2.04
(1,33)	1:A:55:SER:HA	2:B:79:LYS:O	19	2.04
(1,33)	1:A:55:SER:HA	2:B:80:ILE:C	19	2.04
(1,33)	1:A:55:SER:HA	2:B:80:ILE:CA	19	2.04
(1,33)	1:A:55:SER:HA	2:B:80:ILE:CB	19	2.04
(1,33)	1:A:55:SER:HA	2:B:80:ILE:CD1	19	2.04
(1,33)	1:A:55:SER:HA	2:B:80:ILE:CG1	19	2.04
(1,33)	1:A:55:SER:HA	2:B:80:ILE:CG2	19	2.04
(1,33)	1:A:55:SER:HA	2:B:80:ILE:H	19	2.04
(1,33)	1:A:55:SER:HA	2:B:80:ILE:HA	19	2.04
(1,33)	1:A:55:SER:HA	2:B:80:ILE:HB	19	2.04
(1,33)	1:A:55:SER:HA	2:B:80:ILE:HD11	19	2.04
(1,33)	1:A:55:SER:HA	2:B:80:ILE:HD12	19	2.04
(1,33)	1:A:55:SER:HA	2:B:80:ILE:HD13	19	2.04

*Continued on next page...*

*Continued from previous page...*

Key	Atom-1	Atom-2	Model ID	Violation (Å)
(1,33)	1:A:55:SER:HA	2:B:80:ILE:HG12	19	2.04
(1,33)	1:A:55:SER:HA	2:B:80:ILE:HG13	19	2.04
(1,33)	1:A:55:SER:HA	2:B:80:ILE:HG21	19	2.04
(1,33)	1:A:55:SER:HA	2:B:80:ILE:HG22	19	2.04
(1,33)	1:A:55:SER:HA	2:B:80:ILE:HG23	19	2.04
(1,33)	1:A:55:SER:HA	2:B:80:ILE:N	19	2.04
(1,33)	1:A:55:SER:HA	2:B:80:ILE:O	19	2.04
(1,33)	1:A:55:SER:HA	2:B:84:GLN:C	19	2.04
(1,33)	1:A:55:SER:HA	2:B:84:GLN:CA	19	2.04
(1,33)	1:A:55:SER:HA	2:B:84:GLN:CB	19	2.04
(1,33)	1:A:55:SER:HA	2:B:84:GLN:CD	19	2.04
(1,33)	1:A:55:SER:HA	2:B:84:GLN:CG	19	2.04
(1,33)	1:A:55:SER:HA	2:B:84:GLN:H	19	2.04
(1,33)	1:A:55:SER:HA	2:B:84:GLN:HA	19	2.04
(1,33)	1:A:55:SER:HA	2:B:84:GLN:HB2	19	2.04
(1,33)	1:A:55:SER:HA	2:B:84:GLN:HB3	19	2.04
(1,33)	1:A:55:SER:HA	2:B:84:GLN:HE21	19	2.04
(1,33)	1:A:55:SER:HA	2:B:84:GLN:HE22	19	2.04
(1,33)	1:A:55:SER:HA	2:B:84:GLN:HG2	19	2.04
(1,33)	1:A:55:SER:HA	2:B:84:GLN:HG3	19	2.04
(1,33)	1:A:55:SER:HA	2:B:84:GLN:N	19	2.04
(1,33)	1:A:55:SER:HA	2:B:84:GLN:NE2	19	2.04
(1,33)	1:A:55:SER:HA	2:B:84:GLN:O	19	2.04
(1,33)	1:A:55:SER:HA	2:B:84:GLN:OE1	19	2.04
(1,33)	1:A:55:SER:HA	2:B:97:THR:C	19	2.04
(1,33)	1:A:55:SER:HA	2:B:97:THR:CA	19	2.04
(1,33)	1:A:55:SER:HA	2:B:97:THR:CB	19	2.04
(1,33)	1:A:55:SER:HA	2:B:97:THR:CG2	19	2.04
(1,33)	1:A:55:SER:HA	2:B:97:THR:H	19	2.04
(1,33)	1:A:55:SER:HA	2:B:97:THR:HA	19	2.04
(1,33)	1:A:55:SER:HA	2:B:97:THR:HB	19	2.04
(1,33)	1:A:55:SER:HA	2:B:97:THR:HG1	19	2.04
(1,33)	1:A:55:SER:HA	2:B:97:THR:HG21	19	2.04
(1,33)	1:A:55:SER:HA	2:B:97:THR:HG22	19	2.04
(1,33)	1:A:55:SER:HA	2:B:97:THR:HG23	19	2.04
(1,33)	1:A:55:SER:HA	2:B:97:THR:N	19	2.04
(1,33)	1:A:55:SER:HA	2:B:97:THR:O	19	2.04
(1,33)	1:A:55:SER:HA	2:B:97:THR:OG1	19	2.04
(1,33)	1:A:55:SER:HA	2:B:99:HIS:C	19	2.04
(1,33)	1:A:55:SER:HA	2:B:99:HIS:CA	19	2.04
(1,33)	1:A:55:SER:HA	2:B:99:HIS:CB	19	2.04
(1,33)	1:A:55:SER:HA	2:B:99:HIS:CD2	19	2.04

*Continued on next page...*

*Continued from previous page...*

Key	Atom-1	Atom-2	Model ID	Violation (Å)
(1,33)	1:A:55:SER:HA	2:B:99:HIS:CE1	19	2.04
(1,33)	1:A:55:SER:HA	2:B:99:HIS:CG	19	2.04
(1,33)	1:A:55:SER:HA	2:B:99:HIS:H	19	2.04
(1,33)	1:A:55:SER:HA	2:B:99:HIS:HA	19	2.04
(1,33)	1:A:55:SER:HA	2:B:99:HIS:HB2	19	2.04
(1,33)	1:A:55:SER:HA	2:B:99:HIS:HB3	19	2.04
(1,33)	1:A:55:SER:HA	2:B:99:HIS:HD1	19	2.04
(1,33)	1:A:55:SER:HA	2:B:99:HIS:HD2	19	2.04
(1,33)	1:A:55:SER:HA	2:B:99:HIS:HE1	19	2.04
(1,33)	1:A:55:SER:HA	2:B:99:HIS:HE2	19	2.04
(1,33)	1:A:55:SER:HA	2:B:99:HIS:N	19	2.04
(1,33)	1:A:55:SER:HA	2:B:99:HIS:ND1	19	2.04
(1,33)	1:A:55:SER:HA	2:B:99:HIS:NE2	19	2.04
(1,33)	1:A:55:SER:HA	2:B:99:HIS:O	19	2.04
(1,33)	1:A:55:SER:HA	2:B:101:VAL:C	19	2.04
(1,33)	1:A:55:SER:HA	2:B:101:VAL:CA	19	2.04
(1,33)	1:A:55:SER:HA	2:B:101:VAL:CB	19	2.04
(1,33)	1:A:55:SER:HA	2:B:101:VAL:CG1	19	2.04
(1,33)	1:A:55:SER:HA	2:B:101:VAL:CG2	19	2.04
(1,33)	1:A:55:SER:HA	2:B:101:VAL:H	19	2.04
(1,33)	1:A:55:SER:HA	2:B:101:VAL:HA	19	2.04
(1,33)	1:A:55:SER:HA	2:B:101:VAL:HB	19	2.04
(1,33)	1:A:55:SER:HA	2:B:101:VAL:HG11	19	2.04
(1,33)	1:A:55:SER:HA	2:B:101:VAL:HG12	19	2.04
(1,33)	1:A:55:SER:HA	2:B:101:VAL:HG13	19	2.04
(1,33)	1:A:55:SER:HA	2:B:101:VAL:HG21	19	2.04
(1,33)	1:A:55:SER:HA	2:B:101:VAL:HG22	19	2.04
(1,33)	1:A:55:SER:HA	2:B:101:VAL:HG23	19	2.04
(1,33)	1:A:55:SER:HA	2:B:101:VAL:N	19	2.04
(1,33)	1:A:55:SER:HA	2:B:101:VAL:O	19	2.04
(1,33)	1:A:55:SER:HB2	2:B:75:ILE:C	19	2.04
(1,33)	1:A:55:SER:HB2	2:B:75:ILE:CA	19	2.04
(1,33)	1:A:55:SER:HB2	2:B:75:ILE:CB	19	2.04
(1,33)	1:A:55:SER:HB2	2:B:75:ILE:CD1	19	2.04
(1,33)	1:A:55:SER:HB2	2:B:75:ILE:CG1	19	2.04
(1,33)	1:A:55:SER:HB2	2:B:75:ILE:CG2	19	2.04
(1,33)	1:A:55:SER:HB2	2:B:75:ILE:H	19	2.04
(1,33)	1:A:55:SER:HB2	2:B:75:ILE:HA	19	2.04
(1,33)	1:A:55:SER:HB2	2:B:75:ILE:HB	19	2.04
(1,33)	1:A:55:SER:HB2	2:B:75:ILE:HD11	19	2.04
(1,33)	1:A:55:SER:HB2	2:B:75:ILE:HD12	19	2.04
(1,33)	1:A:55:SER:HB2	2:B:75:ILE:HD13	19	2.04

*Continued on next page...*

*Continued from previous page...*

Key	Atom-1	Atom-2	Model ID	Violation (Å)
(1,33)	1:A:55:SER:HB2	2:B:75:ILE:HG12	19	2.04
(1,33)	1:A:55:SER:HB2	2:B:75:ILE:HG13	19	2.04
(1,33)	1:A:55:SER:HB2	2:B:75:ILE:HG21	19	2.04
(1,33)	1:A:55:SER:HB2	2:B:75:ILE:HG22	19	2.04
(1,33)	1:A:55:SER:HB2	2:B:75:ILE:HG23	19	2.04
(1,33)	1:A:55:SER:HB2	2:B:75:ILE:N	19	2.04
(1,33)	1:A:55:SER:HB2	2:B:75:ILE:O	19	2.04
(1,33)	1:A:55:SER:HB2	2:B:77:ALA:C	19	2.04
(1,33)	1:A:55:SER:HB2	2:B:77:ALA:CA	19	2.04
(1,33)	1:A:55:SER:HB2	2:B:77:ALA:CB	19	2.04
(1,33)	1:A:55:SER:HB2	2:B:77:ALA:H	19	2.04
(1,33)	1:A:55:SER:HB2	2:B:77:ALA:HA	19	2.04
(1,33)	1:A:55:SER:HB2	2:B:77:ALA:HB1	19	2.04
(1,33)	1:A:55:SER:HB2	2:B:77:ALA:HB2	19	2.04
(1,33)	1:A:55:SER:HB2	2:B:77:ALA:HB3	19	2.04
(1,33)	1:A:55:SER:HB2	2:B:77:ALA:N	19	2.04
(1,33)	1:A:55:SER:HB2	2:B:77:ALA:O	19	2.04
(1,33)	1:A:55:SER:HB2	2:B:78:GLY:C	19	2.04
(1,33)	1:A:55:SER:HB2	2:B:78:GLY:CA	19	2.04
(1,33)	1:A:55:SER:HB2	2:B:78:GLY:H	19	2.04
(1,33)	1:A:55:SER:HB2	2:B:78:GLY:HA2	19	2.04
(1,33)	1:A:55:SER:HB2	2:B:78:GLY:HA3	19	2.04
(1,33)	1:A:55:SER:HB2	2:B:78:GLY:N	19	2.04
(1,33)	1:A:55:SER:HB2	2:B:78:GLY:O	19	2.04
(1,33)	1:A:55:SER:HB2	2:B:79:LYS:C	19	2.04
(1,33)	1:A:55:SER:HB2	2:B:79:LYS:CA	19	2.04
(1,33)	1:A:55:SER:HB2	2:B:79:LYS:CB	19	2.04
(1,33)	1:A:55:SER:HB2	2:B:79:LYS:CD	19	2.04
(1,33)	1:A:55:SER:HB2	2:B:79:LYS:CE	19	2.04
(1,33)	1:A:55:SER:HB2	2:B:79:LYS:CG	19	2.04
(1,33)	1:A:55:SER:HB2	2:B:79:LYS:H	19	2.04
(1,33)	1:A:55:SER:HB2	2:B:79:LYS:HA	19	2.04
(1,33)	1:A:55:SER:HB2	2:B:79:LYS:HB2	19	2.04
(1,33)	1:A:55:SER:HB2	2:B:79:LYS:HB3	19	2.04
(1,33)	1:A:55:SER:HB2	2:B:79:LYS:HD2	19	2.04
(1,33)	1:A:55:SER:HB2	2:B:79:LYS:HD3	19	2.04
(1,33)	1:A:55:SER:HB2	2:B:79:LYS:HE2	19	2.04
(1,33)	1:A:55:SER:HB2	2:B:79:LYS:HE3	19	2.04
(1,33)	1:A:55:SER:HB2	2:B:79:LYS:HG2	19	2.04
(1,33)	1:A:55:SER:HB2	2:B:79:LYS:HG3	19	2.04
(1,33)	1:A:55:SER:HB2	2:B:79:LYS:HZ1	19	2.04
(1,33)	1:A:55:SER:HB2	2:B:79:LYS:HZ2	19	2.04

*Continued on next page...*

*Continued from previous page...*

Key	Atom-1	Atom-2	Model ID	Violation (Å)
(1,33)	1:A:55:SER:HB2	2:B:79:LYS:HZ3	19	2.04
(1,33)	1:A:55:SER:HB2	2:B:79:LYS:N	19	2.04
(1,33)	1:A:55:SER:HB2	2:B:79:LYS:NZ	19	2.04
(1,33)	1:A:55:SER:HB2	2:B:79:LYS:O	19	2.04
(1,33)	1:A:55:SER:HB2	2:B:80:ILE:C	19	2.04
(1,33)	1:A:55:SER:HB2	2:B:80:ILE:CA	19	2.04
(1,33)	1:A:55:SER:HB2	2:B:80:ILE:CB	19	2.04
(1,33)	1:A:55:SER:HB2	2:B:80:ILE:CD1	19	2.04
(1,33)	1:A:55:SER:HB2	2:B:80:ILE:CG1	19	2.04
(1,33)	1:A:55:SER:HB2	2:B:80:ILE:CG2	19	2.04
(1,33)	1:A:55:SER:HB2	2:B:80:ILE:H	19	2.04
(1,33)	1:A:55:SER:HB2	2:B:80:ILE:HA	19	2.04
(1,33)	1:A:55:SER:HB2	2:B:80:ILE:HB	19	2.04
(1,33)	1:A:55:SER:HB2	2:B:80:ILE:HD11	19	2.04
(1,33)	1:A:55:SER:HB2	2:B:80:ILE:HD12	19	2.04
(1,33)	1:A:55:SER:HB2	2:B:80:ILE:HD13	19	2.04
(1,33)	1:A:55:SER:HB2	2:B:80:ILE:HG12	19	2.04
(1,33)	1:A:55:SER:HB2	2:B:80:ILE:HG13	19	2.04
(1,33)	1:A:55:SER:HB2	2:B:80:ILE:HG21	19	2.04
(1,33)	1:A:55:SER:HB2	2:B:80:ILE:HG22	19	2.04
(1,33)	1:A:55:SER:HB2	2:B:80:ILE:HG23	19	2.04
(1,33)	1:A:55:SER:HB2	2:B:80:ILE:N	19	2.04
(1,33)	1:A:55:SER:HB2	2:B:80:ILE:O	19	2.04
(1,33)	1:A:55:SER:HB2	2:B:84:GLN:C	19	2.04
(1,33)	1:A:55:SER:HB2	2:B:84:GLN:CA	19	2.04
(1,33)	1:A:55:SER:HB2	2:B:84:GLN:CB	19	2.04
(1,33)	1:A:55:SER:HB2	2:B:84:GLN:CD	19	2.04
(1,33)	1:A:55:SER:HB2	2:B:84:GLN:CG	19	2.04
(1,33)	1:A:55:SER:HB2	2:B:84:GLN:H	19	2.04
(1,33)	1:A:55:SER:HB2	2:B:84:GLN:HA	19	2.04
(1,33)	1:A:55:SER:HB2	2:B:84:GLN:HB2	19	2.04
(1,33)	1:A:55:SER:HB2	2:B:84:GLN:HB3	19	2.04
(1,33)	1:A:55:SER:HB2	2:B:84:GLN:HE21	19	2.04
(1,33)	1:A:55:SER:HB2	2:B:84:GLN:HE22	19	2.04
(1,33)	1:A:55:SER:HB2	2:B:84:GLN:HG2	19	2.04
(1,33)	1:A:55:SER:HB2	2:B:84:GLN:HG3	19	2.04
(1,33)	1:A:55:SER:HB2	2:B:84:GLN:N	19	2.04
(1,33)	1:A:55:SER:HB2	2:B:84:GLN:NE2	19	2.04
(1,33)	1:A:55:SER:HB2	2:B:84:GLN:O	19	2.04
(1,33)	1:A:55:SER:HB2	2:B:84:GLN:OE1	19	2.04
(1,33)	1:A:55:SER:HB2	2:B:97:THR:C	19	2.04
(1,33)	1:A:55:SER:HB2	2:B:97:THR:CA	19	2.04

*Continued on next page...*



*Continued from previous page...*

Key	Atom-1	Atom-2	Model ID	Violation (Å)
(1,33)	1:A:55:SER:HB2	2:B:97:THR:CB	19	2.04
(1,33)	1:A:55:SER:HB2	2:B:97:THR:CG2	19	2.04
(1,33)	1:A:55:SER:HB2	2:B:97:THR:H	19	2.04
(1,33)	1:A:55:SER:HB2	2:B:97:THR:HA	19	2.04
(1,33)	1:A:55:SER:HB2	2:B:97:THR:HB	19	2.04
(1,33)	1:A:55:SER:HB2	2:B:97:THR:HG1	19	2.04
(1,33)	1:A:55:SER:HB2	2:B:97:THR:HG21	19	2.04
(1,33)	1:A:55:SER:HB2	2:B:97:THR:HG22	19	2.04
(1,33)	1:A:55:SER:HB2	2:B:97:THR:HG23	19	2.04
(1,33)	1:A:55:SER:HB2	2:B:97:THR:N	19	2.04
(1,33)	1:A:55:SER:HB2	2:B:97:THR:O	19	2.04
(1,33)	1:A:55:SER:HB2	2:B:97:THR:OG1	19	2.04
(1,33)	1:A:55:SER:HB2	2:B:99:HIS:C	19	2.04
(1,33)	1:A:55:SER:HB2	2:B:99:HIS:CA	19	2.04
(1,33)	1:A:55:SER:HB2	2:B:99:HIS:CB	19	2.04
(1,33)	1:A:55:SER:HB2	2:B:99:HIS:CD2	19	2.04
(1,33)	1:A:55:SER:HB2	2:B:99:HIS:CE1	19	2.04
(1,33)	1:A:55:SER:HB2	2:B:99:HIS:CG	19	2.04
(1,33)	1:A:55:SER:HB2	2:B:99:HIS:H	19	2.04
(1,33)	1:A:55:SER:HB2	2:B:99:HIS:HA	19	2.04
(1,33)	1:A:55:SER:HB2	2:B:99:HIS:HB2	19	2.04
(1,33)	1:A:55:SER:HB2	2:B:99:HIS:HB3	19	2.04
(1,33)	1:A:55:SER:HB2	2:B:99:HIS:HD1	19	2.04
(1,33)	1:A:55:SER:HB2	2:B:99:HIS:HD2	19	2.04
(1,33)	1:A:55:SER:HB2	2:B:99:HIS:HE1	19	2.04
(1,33)	1:A:55:SER:HB2	2:B:99:HIS:HE2	19	2.04
(1,33)	1:A:55:SER:HB2	2:B:99:HIS:N	19	2.04
(1,33)	1:A:55:SER:HB2	2:B:99:HIS:ND1	19	2.04
(1,33)	1:A:55:SER:HB2	2:B:99:HIS:NE2	19	2.04
(1,33)	1:A:55:SER:HB2	2:B:99:HIS:O	19	2.04
(1,33)	1:A:55:SER:HB2	2:B:101:VAL:C	19	2.04
(1,33)	1:A:55:SER:HB2	2:B:101:VAL:CA	19	2.04
(1,33)	1:A:55:SER:HB2	2:B:101:VAL:CB	19	2.04
(1,33)	1:A:55:SER:HB2	2:B:101:VAL:CG1	19	2.04
(1,33)	1:A:55:SER:HB2	2:B:101:VAL:CG2	19	2.04
(1,33)	1:A:55:SER:HB2	2:B:101:VAL:H	19	2.04
(1,33)	1:A:55:SER:HB2	2:B:101:VAL:HA	19	2.04
(1,33)	1:A:55:SER:HB2	2:B:101:VAL:HB	19	2.04
(1,33)	1:A:55:SER:HB2	2:B:101:VAL:HG11	19	2.04
(1,33)	1:A:55:SER:HB2	2:B:101:VAL:HG12	19	2.04
(1,33)	1:A:55:SER:HB2	2:B:101:VAL:HG13	19	2.04
(1,33)	1:A:55:SER:HB2	2:B:101:VAL:HG21	19	2.04

*Continued on next page...*

*Continued from previous page...*

Key	Atom-1	Atom-2	Model ID	Violation (Å)
(1,33)	1:A:55:SER:HB2	2:B:101:VAL:HG22	19	2.04
(1,33)	1:A:55:SER:HB2	2:B:101:VAL:HG23	19	2.04
(1,33)	1:A:55:SER:HB2	2:B:101:VAL:N	19	2.04
(1,33)	1:A:55:SER:HB2	2:B:101:VAL:O	19	2.04
(1,33)	1:A:55:SER:HB3	2:B:75:ILE:C	19	2.04
(1,33)	1:A:55:SER:HB3	2:B:75:ILE:CA	19	2.04
(1,33)	1:A:55:SER:HB3	2:B:75:ILE:CB	19	2.04
(1,33)	1:A:55:SER:HB3	2:B:75:ILE:CD1	19	2.04
(1,33)	1:A:55:SER:HB3	2:B:75:ILE:CG1	19	2.04
(1,33)	1:A:55:SER:HB3	2:B:75:ILE:CG2	19	2.04
(1,33)	1:A:55:SER:HB3	2:B:75:ILE:H	19	2.04
(1,33)	1:A:55:SER:HB3	2:B:75:ILE:HA	19	2.04
(1,33)	1:A:55:SER:HB3	2:B:75:ILE:HB	19	2.04
(1,33)	1:A:55:SER:HB3	2:B:75:ILE:HD11	19	2.04
(1,33)	1:A:55:SER:HB3	2:B:75:ILE:HD12	19	2.04
(1,33)	1:A:55:SER:HB3	2:B:75:ILE:HD13	19	2.04
(1,33)	1:A:55:SER:HB3	2:B:75:ILE:HG12	19	2.04
(1,33)	1:A:55:SER:HB3	2:B:75:ILE:HG13	19	2.04
(1,33)	1:A:55:SER:HB3	2:B:75:ILE:HG21	19	2.04
(1,33)	1:A:55:SER:HB3	2:B:75:ILE:HG22	19	2.04
(1,33)	1:A:55:SER:HB3	2:B:75:ILE:HG23	19	2.04
(1,33)	1:A:55:SER:HB3	2:B:75:ILE:N	19	2.04
(1,33)	1:A:55:SER:HB3	2:B:75:ILE:O	19	2.04
(1,33)	1:A:55:SER:HB3	2:B:77:ALA:C	19	2.04
(1,33)	1:A:55:SER:HB3	2:B:77:ALA:CA	19	2.04
(1,33)	1:A:55:SER:HB3	2:B:77:ALA:CB	19	2.04
(1,33)	1:A:55:SER:HB3	2:B:77:ALA:H	19	2.04
(1,33)	1:A:55:SER:HB3	2:B:77:ALA:HA	19	2.04
(1,33)	1:A:55:SER:HB3	2:B:77:ALA:HB1	19	2.04
(1,33)	1:A:55:SER:HB3	2:B:77:ALA:HB2	19	2.04
(1,33)	1:A:55:SER:HB3	2:B:77:ALA:HB3	19	2.04
(1,33)	1:A:55:SER:HB3	2:B:77:ALA:N	19	2.04
(1,33)	1:A:55:SER:HB3	2:B:77:ALA:O	19	2.04
(1,33)	1:A:55:SER:HB3	2:B:78:GLY:C	19	2.04
(1,33)	1:A:55:SER:HB3	2:B:78:GLY:CA	19	2.04
(1,33)	1:A:55:SER:HB3	2:B:78:GLY:H	19	2.04
(1,33)	1:A:55:SER:HB3	2:B:78:GLY:HA2	19	2.04
(1,33)	1:A:55:SER:HB3	2:B:78:GLY:HA3	19	2.04
(1,33)	1:A:55:SER:HB3	2:B:78:GLY:N	19	2.04
(1,33)	1:A:55:SER:HB3	2:B:78:GLY:O	19	2.04
(1,33)	1:A:55:SER:HB3	2:B:79:LYS:C	19	2.04
(1,33)	1:A:55:SER:HB3	2:B:79:LYS:CA	19	2.04

*Continued on next page...*

*Continued from previous page...*

Key	Atom-1	Atom-2	Model ID	Violation (Å)
(1,33)	1:A:55:SER:HB3	2:B:79:LYS:CB	19	2.04
(1,33)	1:A:55:SER:HB3	2:B:79:LYS:CD	19	2.04
(1,33)	1:A:55:SER:HB3	2:B:79:LYS:CE	19	2.04
(1,33)	1:A:55:SER:HB3	2:B:79:LYS:CG	19	2.04
(1,33)	1:A:55:SER:HB3	2:B:79:LYS:H	19	2.04
(1,33)	1:A:55:SER:HB3	2:B:79:LYS:HA	19	2.04
(1,33)	1:A:55:SER:HB3	2:B:79:LYS:HB2	19	2.04
(1,33)	1:A:55:SER:HB3	2:B:79:LYS:HB3	19	2.04
(1,33)	1:A:55:SER:HB3	2:B:79:LYS:HD2	19	2.04
(1,33)	1:A:55:SER:HB3	2:B:79:LYS:HD3	19	2.04
(1,33)	1:A:55:SER:HB3	2:B:79:LYS:HE2	19	2.04
(1,33)	1:A:55:SER:HB3	2:B:79:LYS:HE3	19	2.04
(1,33)	1:A:55:SER:HB3	2:B:79:LYS:HG2	19	2.04
(1,33)	1:A:55:SER:HB3	2:B:79:LYS:HG3	19	2.04
(1,33)	1:A:55:SER:HB3	2:B:79:LYS:HZ1	19	2.04
(1,33)	1:A:55:SER:HB3	2:B:79:LYS:HZ2	19	2.04
(1,33)	1:A:55:SER:HB3	2:B:79:LYS:HZ3	19	2.04
(1,33)	1:A:55:SER:HB3	2:B:79:LYS:N	19	2.04
(1,33)	1:A:55:SER:HB3	2:B:79:LYS:NZ	19	2.04
(1,33)	1:A:55:SER:HB3	2:B:79:LYS:O	19	2.04
(1,33)	1:A:55:SER:HB3	2:B:80:ILE:C	19	2.04
(1,33)	1:A:55:SER:HB3	2:B:80:ILE:CA	19	2.04
(1,33)	1:A:55:SER:HB3	2:B:80:ILE:CB	19	2.04
(1,33)	1:A:55:SER:HB3	2:B:80:ILE:CD1	19	2.04
(1,33)	1:A:55:SER:HB3	2:B:80:ILE:CG1	19	2.04
(1,33)	1:A:55:SER:HB3	2:B:80:ILE:CG2	19	2.04
(1,33)	1:A:55:SER:HB3	2:B:80:ILE:H	19	2.04
(1,33)	1:A:55:SER:HB3	2:B:80:ILE:HA	19	2.04
(1,33)	1:A:55:SER:HB3	2:B:80:ILE:HB	19	2.04
(1,33)	1:A:55:SER:HB3	2:B:80:ILE:HD11	19	2.04
(1,33)	1:A:55:SER:HB3	2:B:80:ILE:HD12	19	2.04
(1,33)	1:A:55:SER:HB3	2:B:80:ILE:HD13	19	2.04
(1,33)	1:A:55:SER:HB3	2:B:80:ILE:HG12	19	2.04
(1,33)	1:A:55:SER:HB3	2:B:80:ILE:HG13	19	2.04
(1,33)	1:A:55:SER:HB3	2:B:80:ILE:HG21	19	2.04
(1,33)	1:A:55:SER:HB3	2:B:80:ILE:HG22	19	2.04
(1,33)	1:A:55:SER:HB3	2:B:80:ILE:HG23	19	2.04
(1,33)	1:A:55:SER:HB3	2:B:80:ILE:N	19	2.04
(1,33)	1:A:55:SER:HB3	2:B:80:ILE:O	19	2.04
(1,33)	1:A:55:SER:HB3	2:B:84:GLN:C	19	2.04
(1,33)	1:A:55:SER:HB3	2:B:84:GLN:CA	19	2.04
(1,33)	1:A:55:SER:HB3	2:B:84:GLN:CB	19	2.04

*Continued on next page...*

*Continued from previous page...*

Key	Atom-1	Atom-2	Model ID	Violation (Å)
(1,33)	1:A:55:SER:HB3	2:B:84:GLN:CD	19	2.04
(1,33)	1:A:55:SER:HB3	2:B:84:GLN:CG	19	2.04
(1,33)	1:A:55:SER:HB3	2:B:84:GLN:H	19	2.04
(1,33)	1:A:55:SER:HB3	2:B:84:GLN:HA	19	2.04
(1,33)	1:A:55:SER:HB3	2:B:84:GLN:HB2	19	2.04
(1,33)	1:A:55:SER:HB3	2:B:84:GLN:HB3	19	2.04
(1,33)	1:A:55:SER:HB3	2:B:84:GLN:HE21	19	2.04
(1,33)	1:A:55:SER:HB3	2:B:84:GLN:HE22	19	2.04
(1,33)	1:A:55:SER:HB3	2:B:84:GLN:HG2	19	2.04
(1,33)	1:A:55:SER:HB3	2:B:84:GLN:HG3	19	2.04
(1,33)	1:A:55:SER:HB3	2:B:84:GLN:N	19	2.04
(1,33)	1:A:55:SER:HB3	2:B:84:GLN:NE2	19	2.04
(1,33)	1:A:55:SER:HB3	2:B:84:GLN:O	19	2.04
(1,33)	1:A:55:SER:HB3	2:B:84:GLN:OE1	19	2.04
(1,33)	1:A:55:SER:HB3	2:B:97:THR:C	19	2.04
(1,33)	1:A:55:SER:HB3	2:B:97:THR:CA	19	2.04
(1,33)	1:A:55:SER:HB3	2:B:97:THR:CB	19	2.04
(1,33)	1:A:55:SER:HB3	2:B:97:THR:CG2	19	2.04
(1,33)	1:A:55:SER:HB3	2:B:97:THR:H	19	2.04
(1,33)	1:A:55:SER:HB3	2:B:97:THR:HA	19	2.04
(1,33)	1:A:55:SER:HB3	2:B:97:THR:HB	19	2.04
(1,33)	1:A:55:SER:HB3	2:B:97:THR:HG1	19	2.04
(1,33)	1:A:55:SER:HB3	2:B:97:THR:HG21	19	2.04
(1,33)	1:A:55:SER:HB3	2:B:97:THR:HG22	19	2.04
(1,33)	1:A:55:SER:HB3	2:B:97:THR:HG23	19	2.04
(1,33)	1:A:55:SER:HB3	2:B:97:THR:N	19	2.04
(1,33)	1:A:55:SER:HB3	2:B:97:THR:O	19	2.04
(1,33)	1:A:55:SER:HB3	2:B:97:THR:OG1	19	2.04
(1,33)	1:A:55:SER:HB3	2:B:99:HIS:C	19	2.04
(1,33)	1:A:55:SER:HB3	2:B:99:HIS:CA	19	2.04
(1,33)	1:A:55:SER:HB3	2:B:99:HIS:CB	19	2.04
(1,33)	1:A:55:SER:HB3	2:B:99:HIS:CD2	19	2.04
(1,33)	1:A:55:SER:HB3	2:B:99:HIS:CE1	19	2.04
(1,33)	1:A:55:SER:HB3	2:B:99:HIS:CG	19	2.04
(1,33)	1:A:55:SER:HB3	2:B:99:HIS:H	19	2.04
(1,33)	1:A:55:SER:HB3	2:B:99:HIS:HA	19	2.04
(1,33)	1:A:55:SER:HB3	2:B:99:HIS:HB2	19	2.04
(1,33)	1:A:55:SER:HB3	2:B:99:HIS:HB3	19	2.04
(1,33)	1:A:55:SER:HB3	2:B:99:HIS:HD1	19	2.04
(1,33)	1:A:55:SER:HB3	2:B:99:HIS:HD2	19	2.04
(1,33)	1:A:55:SER:HB3	2:B:99:HIS:HE1	19	2.04
(1,33)	1:A:55:SER:HB3	2:B:99:HIS:HE2	19	2.04

*Continued on next page...*

*Continued from previous page...*

Key	Atom-1	Atom-2	Model ID	Violation (Å)
(1,33)	1:A:55:SER:HB3	2:B:99:HIS:N	19	2.04
(1,33)	1:A:55:SER:HB3	2:B:99:HIS:ND1	19	2.04
(1,33)	1:A:55:SER:HB3	2:B:99:HIS:NE2	19	2.04
(1,33)	1:A:55:SER:HB3	2:B:99:HIS:O	19	2.04
(1,33)	1:A:55:SER:HB3	2:B:101:VAL:C	19	2.04
(1,33)	1:A:55:SER:HB3	2:B:101:VAL:CA	19	2.04
(1,33)	1:A:55:SER:HB3	2:B:101:VAL:CB	19	2.04
(1,33)	1:A:55:SER:HB3	2:B:101:VAL:CG1	19	2.04
(1,33)	1:A:55:SER:HB3	2:B:101:VAL:CG2	19	2.04
(1,33)	1:A:55:SER:HB3	2:B:101:VAL:H	19	2.04
(1,33)	1:A:55:SER:HB3	2:B:101:VAL:HA	19	2.04
(1,33)	1:A:55:SER:HB3	2:B:101:VAL:HB	19	2.04
(1,33)	1:A:55:SER:HB3	2:B:101:VAL:HG11	19	2.04
(1,33)	1:A:55:SER:HB3	2:B:101:VAL:HG12	19	2.04
(1,33)	1:A:55:SER:HB3	2:B:101:VAL:HG13	19	2.04
(1,33)	1:A:55:SER:HB3	2:B:101:VAL:HG21	19	2.04
(1,33)	1:A:55:SER:HB3	2:B:101:VAL:HG22	19	2.04
(1,33)	1:A:55:SER:HB3	2:B:101:VAL:HG23	19	2.04
(1,33)	1:A:55:SER:HB3	2:B:101:VAL:N	19	2.04
(1,33)	1:A:55:SER:HB3	2:B:101:VAL:O	19	2.04
(1,33)	1:A:55:SER:HG	2:B:75:ILE:C	19	2.04
(1,33)	1:A:55:SER:HG	2:B:75:ILE:CA	19	2.04
(1,33)	1:A:55:SER:HG	2:B:75:ILE:CB	19	2.04
(1,33)	1:A:55:SER:HG	2:B:75:ILE:CD1	19	2.04
(1,33)	1:A:55:SER:HG	2:B:75:ILE:CG1	19	2.04
(1,33)	1:A:55:SER:HG	2:B:75:ILE:CG2	19	2.04
(1,33)	1:A:55:SER:HG	2:B:75:ILE:H	19	2.04
(1,33)	1:A:55:SER:HG	2:B:75:ILE:HA	19	2.04
(1,33)	1:A:55:SER:HG	2:B:75:ILE:HB	19	2.04
(1,33)	1:A:55:SER:HG	2:B:75:ILE:HD11	19	2.04
(1,33)	1:A:55:SER:HG	2:B:75:ILE:HD12	19	2.04
(1,33)	1:A:55:SER:HG	2:B:75:ILE:HD13	19	2.04
(1,33)	1:A:55:SER:HG	2:B:75:ILE:HG12	19	2.04
(1,33)	1:A:55:SER:HG	2:B:75:ILE:HG13	19	2.04
(1,33)	1:A:55:SER:HG	2:B:75:ILE:HG21	19	2.04
(1,33)	1:A:55:SER:HG	2:B:75:ILE:HG22	19	2.04
(1,33)	1:A:55:SER:HG	2:B:75:ILE:HG23	19	2.04
(1,33)	1:A:55:SER:HG	2:B:75:ILE:N	19	2.04
(1,33)	1:A:55:SER:HG	2:B:75:ILE:O	19	2.04
(1,33)	1:A:55:SER:HG	2:B:77:ALA:C	19	2.04
(1,33)	1:A:55:SER:HG	2:B:77:ALA:CA	19	2.04
(1,33)	1:A:55:SER:HG	2:B:77:ALA:CB	19	2.04

*Continued on next page...*

*Continued from previous page...*

Key	Atom-1	Atom-2	Model ID	Violation (Å)
(1,33)	1:A:55:SER:HG	2:B:77:ALA:H	19	2.04
(1,33)	1:A:55:SER:HG	2:B:77:ALA:HA	19	2.04
(1,33)	1:A:55:SER:HG	2:B:77:ALA:HB1	19	2.04
(1,33)	1:A:55:SER:HG	2:B:77:ALA:HB2	19	2.04
(1,33)	1:A:55:SER:HG	2:B:77:ALA:HB3	19	2.04
(1,33)	1:A:55:SER:HG	2:B:77:ALA:N	19	2.04
(1,33)	1:A:55:SER:HG	2:B:77:ALA:O	19	2.04
(1,33)	1:A:55:SER:HG	2:B:78:GLY:C	19	2.04
(1,33)	1:A:55:SER:HG	2:B:78:GLY:CA	19	2.04
(1,33)	1:A:55:SER:HG	2:B:78:GLY:H	19	2.04
(1,33)	1:A:55:SER:HG	2:B:78:GLY:HA2	19	2.04
(1,33)	1:A:55:SER:HG	2:B:78:GLY:HA3	19	2.04
(1,33)	1:A:55:SER:HG	2:B:78:GLY:N	19	2.04
(1,33)	1:A:55:SER:HG	2:B:78:GLY:O	19	2.04
(1,33)	1:A:55:SER:HG	2:B:79:LYS:C	19	2.04
(1,33)	1:A:55:SER:HG	2:B:79:LYS:CA	19	2.04
(1,33)	1:A:55:SER:HG	2:B:79:LYS:CB	19	2.04
(1,33)	1:A:55:SER:HG	2:B:79:LYS:CD	19	2.04
(1,33)	1:A:55:SER:HG	2:B:79:LYS:CE	19	2.04
(1,33)	1:A:55:SER:HG	2:B:79:LYS:CG	19	2.04
(1,33)	1:A:55:SER:HG	2:B:79:LYS:H	19	2.04
(1,33)	1:A:55:SER:HG	2:B:79:LYS:HA	19	2.04
(1,33)	1:A:55:SER:HG	2:B:79:LYS:HB2	19	2.04
(1,33)	1:A:55:SER:HG	2:B:79:LYS:HB3	19	2.04
(1,33)	1:A:55:SER:HG	2:B:79:LYS:HD2	19	2.04
(1,33)	1:A:55:SER:HG	2:B:79:LYS:HD3	19	2.04
(1,33)	1:A:55:SER:HG	2:B:79:LYS:HE2	19	2.04
(1,33)	1:A:55:SER:HG	2:B:79:LYS:HE3	19	2.04
(1,33)	1:A:55:SER:HG	2:B:79:LYS:HG2	19	2.04
(1,33)	1:A:55:SER:HG	2:B:79:LYS:HG3	19	2.04
(1,33)	1:A:55:SER:HG	2:B:79:LYS:HZ1	19	2.04
(1,33)	1:A:55:SER:HG	2:B:79:LYS:HZ2	19	2.04
(1,33)	1:A:55:SER:HG	2:B:79:LYS:HZ3	19	2.04
(1,33)	1:A:55:SER:HG	2:B:79:LYS:N	19	2.04
(1,33)	1:A:55:SER:HG	2:B:79:LYS:NZ	19	2.04
(1,33)	1:A:55:SER:HG	2:B:79:LYS:O	19	2.04
(1,33)	1:A:55:SER:HG	2:B:80:ILE:C	19	2.04
(1,33)	1:A:55:SER:HG	2:B:80:ILE:CA	19	2.04
(1,33)	1:A:55:SER:HG	2:B:80:ILE:CB	19	2.04
(1,33)	1:A:55:SER:HG	2:B:80:ILE:CD1	19	2.04
(1,33)	1:A:55:SER:HG	2:B:80:ILE:CG1	19	2.04
(1,33)	1:A:55:SER:HG	2:B:80:ILE:CG2	19	2.04

*Continued on next page...*

*Continued from previous page...*

Key	Atom-1	Atom-2	Model ID	Violation (Å)
(1,33)	1:A:55:SER:HG	2:B:80:ILE:H	19	2.04
(1,33)	1:A:55:SER:HG	2:B:80:ILE:HA	19	2.04
(1,33)	1:A:55:SER:HG	2:B:80:ILE:HB	19	2.04
(1,33)	1:A:55:SER:HG	2:B:80:ILE:HD11	19	2.04
(1,33)	1:A:55:SER:HG	2:B:80:ILE:HD12	19	2.04
(1,33)	1:A:55:SER:HG	2:B:80:ILE:HD13	19	2.04
(1,33)	1:A:55:SER:HG	2:B:80:ILE:HG12	19	2.04
(1,33)	1:A:55:SER:HG	2:B:80:ILE:HG13	19	2.04
(1,33)	1:A:55:SER:HG	2:B:80:ILE:HG21	19	2.04
(1,33)	1:A:55:SER:HG	2:B:80:ILE:HG22	19	2.04
(1,33)	1:A:55:SER:HG	2:B:80:ILE:HG23	19	2.04
(1,33)	1:A:55:SER:HG	2:B:80:ILE:N	19	2.04
(1,33)	1:A:55:SER:HG	2:B:80:ILE:O	19	2.04
(1,33)	1:A:55:SER:HG	2:B:84:GLN:C	19	2.04
(1,33)	1:A:55:SER:HG	2:B:84:GLN:CA	19	2.04
(1,33)	1:A:55:SER:HG	2:B:84:GLN:CB	19	2.04
(1,33)	1:A:55:SER:HG	2:B:84:GLN:CD	19	2.04
(1,33)	1:A:55:SER:HG	2:B:84:GLN:CG	19	2.04
(1,33)	1:A:55:SER:HG	2:B:84:GLN:H	19	2.04
(1,33)	1:A:55:SER:HG	2:B:84:GLN:HA	19	2.04
(1,33)	1:A:55:SER:HG	2:B:84:GLN:HB2	19	2.04
(1,33)	1:A:55:SER:HG	2:B:84:GLN:HB3	19	2.04
(1,33)	1:A:55:SER:HG	2:B:84:GLN:HE21	19	2.04
(1,33)	1:A:55:SER:HG	2:B:84:GLN:HE22	19	2.04
(1,33)	1:A:55:SER:HG	2:B:84:GLN:HG2	19	2.04
(1,33)	1:A:55:SER:HG	2:B:84:GLN:HG3	19	2.04
(1,33)	1:A:55:SER:HG	2:B:84:GLN:N	19	2.04
(1,33)	1:A:55:SER:HG	2:B:84:GLN:NE2	19	2.04
(1,33)	1:A:55:SER:HG	2:B:84:GLN:O	19	2.04
(1,33)	1:A:55:SER:HG	2:B:84:GLN:OE1	19	2.04
(1,33)	1:A:55:SER:HG	2:B:97:THR:C	19	2.04
(1,33)	1:A:55:SER:HG	2:B:97:THR:CA	19	2.04
(1,33)	1:A:55:SER:HG	2:B:97:THR:CB	19	2.04
(1,33)	1:A:55:SER:HG	2:B:97:THR:CG2	19	2.04
(1,33)	1:A:55:SER:HG	2:B:97:THR:H	19	2.04
(1,33)	1:A:55:SER:HG	2:B:97:THR:HA	19	2.04
(1,33)	1:A:55:SER:HG	2:B:97:THR:HB	19	2.04
(1,33)	1:A:55:SER:HG	2:B:97:THR:HG1	19	2.04
(1,33)	1:A:55:SER:HG	2:B:97:THR:HG21	19	2.04
(1,33)	1:A:55:SER:HG	2:B:97:THR:HG22	19	2.04
(1,33)	1:A:55:SER:HG	2:B:97:THR:HG23	19	2.04
(1,33)	1:A:55:SER:HG	2:B:97:THR:N	19	2.04

*Continued on next page...*

*Continued from previous page...*

Key	Atom-1	Atom-2	Model ID	Violation (Å)
(1,33)	1:A:55:SER:HG	2:B:97:THR:O	19	2.04
(1,33)	1:A:55:SER:HG	2:B:97:THR:OG1	19	2.04
(1,33)	1:A:55:SER:HG	2:B:99:HIS:C	19	2.04
(1,33)	1:A:55:SER:HG	2:B:99:HIS:CA	19	2.04
(1,33)	1:A:55:SER:HG	2:B:99:HIS:CB	19	2.04
(1,33)	1:A:55:SER:HG	2:B:99:HIS:CD2	19	2.04
(1,33)	1:A:55:SER:HG	2:B:99:HIS:CE1	19	2.04
(1,33)	1:A:55:SER:HG	2:B:99:HIS:CG	19	2.04
(1,33)	1:A:55:SER:HG	2:B:99:HIS:H	19	2.04
(1,33)	1:A:55:SER:HG	2:B:99:HIS:HA	19	2.04
(1,33)	1:A:55:SER:HG	2:B:99:HIS:HB2	19	2.04
(1,33)	1:A:55:SER:HG	2:B:99:HIS:HB3	19	2.04
(1,33)	1:A:55:SER:HG	2:B:99:HIS:HD1	19	2.04
(1,33)	1:A:55:SER:HG	2:B:99:HIS:HD2	19	2.04
(1,33)	1:A:55:SER:HG	2:B:99:HIS:HE1	19	2.04
(1,33)	1:A:55:SER:HG	2:B:99:HIS:HE2	19	2.04
(1,33)	1:A:55:SER:HG	2:B:99:HIS:N	19	2.04
(1,33)	1:A:55:SER:HG	2:B:99:HIS:ND1	19	2.04
(1,33)	1:A:55:SER:HG	2:B:99:HIS:NE2	19	2.04
(1,33)	1:A:55:SER:HG	2:B:99:HIS:O	19	2.04
(1,33)	1:A:55:SER:HG	2:B:101:VAL:C	19	2.04
(1,33)	1:A:55:SER:HG	2:B:101:VAL:CA	19	2.04
(1,33)	1:A:55:SER:HG	2:B:101:VAL:CB	19	2.04
(1,33)	1:A:55:SER:HG	2:B:101:VAL:CG1	19	2.04
(1,33)	1:A:55:SER:HG	2:B:101:VAL:CG2	19	2.04
(1,33)	1:A:55:SER:HG	2:B:101:VAL:H	19	2.04
(1,33)	1:A:55:SER:HG	2:B:101:VAL:HA	19	2.04
(1,33)	1:A:55:SER:HG	2:B:101:VAL:HB	19	2.04
(1,33)	1:A:55:SER:HG	2:B:101:VAL:HG11	19	2.04
(1,33)	1:A:55:SER:HG	2:B:101:VAL:HG12	19	2.04
(1,33)	1:A:55:SER:HG	2:B:101:VAL:HG13	19	2.04
(1,33)	1:A:55:SER:HG	2:B:101:VAL:HG21	19	2.04
(1,33)	1:A:55:SER:HG	2:B:101:VAL:HG22	19	2.04
(1,33)	1:A:55:SER:HG	2:B:101:VAL:HG23	19	2.04
(1,33)	1:A:55:SER:HG	2:B:101:VAL:N	19	2.04
(1,33)	1:A:55:SER:HG	2:B:101:VAL:O	19	2.04
(1,33)	1:A:55:SER:N	2:B:75:ILE:C	19	2.04
(1,33)	1:A:55:SER:N	2:B:75:ILE:CA	19	2.04
(1,33)	1:A:55:SER:N	2:B:75:ILE:CB	19	2.04
(1,33)	1:A:55:SER:N	2:B:75:ILE:CD1	19	2.04
(1,33)	1:A:55:SER:N	2:B:75:ILE:CG1	19	2.04
(1,33)	1:A:55:SER:N	2:B:75:ILE:CG2	19	2.04

*Continued on next page...*



*Continued from previous page...*

Key	Atom-1	Atom-2	Model ID	Violation (Å)
(1,33)	1:A:55:SER:N	2:B:75:ILE:H	19	2.04
(1,33)	1:A:55:SER:N	2:B:75:ILE:HA	19	2.04
(1,33)	1:A:55:SER:N	2:B:75:ILE:HB	19	2.04
(1,33)	1:A:55:SER:N	2:B:75:ILE:HD11	19	2.04
(1,33)	1:A:55:SER:N	2:B:75:ILE:HD12	19	2.04
(1,33)	1:A:55:SER:N	2:B:75:ILE:HD13	19	2.04
(1,33)	1:A:55:SER:N	2:B:75:ILE:HG12	19	2.04
(1,33)	1:A:55:SER:N	2:B:75:ILE:HG13	19	2.04
(1,33)	1:A:55:SER:N	2:B:75:ILE:HG21	19	2.04
(1,33)	1:A:55:SER:N	2:B:75:ILE:HG22	19	2.04
(1,33)	1:A:55:SER:N	2:B:75:ILE:HG23	19	2.04
(1,33)	1:A:55:SER:N	2:B:75:ILE:N	19	2.04
(1,33)	1:A:55:SER:N	2:B:75:ILE:O	19	2.04
(1,33)	1:A:55:SER:N	2:B:77:ALA:C	19	2.04
(1,33)	1:A:55:SER:N	2:B:77:ALA:CA	19	2.04
(1,33)	1:A:55:SER:N	2:B:77:ALA:CB	19	2.04
(1,33)	1:A:55:SER:N	2:B:77:ALA:H	19	2.04
(1,33)	1:A:55:SER:N	2:B:77:ALA:HA	19	2.04
(1,33)	1:A:55:SER:N	2:B:77:ALA:HB1	19	2.04
(1,33)	1:A:55:SER:N	2:B:77:ALA:HB2	19	2.04
(1,33)	1:A:55:SER:N	2:B:77:ALA:HB3	19	2.04
(1,33)	1:A:55:SER:N	2:B:77:ALA:N	19	2.04
(1,33)	1:A:55:SER:N	2:B:77:ALA:O	19	2.04
(1,33)	1:A:55:SER:N	2:B:78:GLY:C	19	2.04
(1,33)	1:A:55:SER:N	2:B:78:GLY:CA	19	2.04
(1,33)	1:A:55:SER:N	2:B:78:GLY:H	19	2.04
(1,33)	1:A:55:SER:N	2:B:78:GLY:HA2	19	2.04
(1,33)	1:A:55:SER:N	2:B:78:GLY:HA3	19	2.04
(1,33)	1:A:55:SER:N	2:B:78:GLY:N	19	2.04
(1,33)	1:A:55:SER:N	2:B:78:GLY:O	19	2.04
(1,33)	1:A:55:SER:N	2:B:79:LYS:C	19	2.04
(1,33)	1:A:55:SER:N	2:B:79:LYS:CA	19	2.04
(1,33)	1:A:55:SER:N	2:B:79:LYS:CB	19	2.04
(1,33)	1:A:55:SER:N	2:B:79:LYS:CD	19	2.04
(1,33)	1:A:55:SER:N	2:B:79:LYS:CE	19	2.04
(1,33)	1:A:55:SER:N	2:B:79:LYS:CG	19	2.04
(1,33)	1:A:55:SER:N	2:B:79:LYS:H	19	2.04
(1,33)	1:A:55:SER:N	2:B:79:LYS:HA	19	2.04
(1,33)	1:A:55:SER:N	2:B:79:LYS:HB2	19	2.04
(1,33)	1:A:55:SER:N	2:B:79:LYS:HB3	19	2.04
(1,33)	1:A:55:SER:N	2:B:79:LYS:HD2	19	2.04
(1,33)	1:A:55:SER:N	2:B:79:LYS:HD3	19	2.04

*Continued on next page...*

*Continued from previous page...*

Key	Atom-1	Atom-2	Model ID	Violation (Å)
(1,33)	1:A:55:SER:N	2:B:79:LYS:HE2	19	2.04
(1,33)	1:A:55:SER:N	2:B:79:LYS:HE3	19	2.04
(1,33)	1:A:55:SER:N	2:B:79:LYS:HG2	19	2.04
(1,33)	1:A:55:SER:N	2:B:79:LYS:HG3	19	2.04
(1,33)	1:A:55:SER:N	2:B:79:LYS:HZ1	19	2.04
(1,33)	1:A:55:SER:N	2:B:79:LYS:HZ2	19	2.04
(1,33)	1:A:55:SER:N	2:B:79:LYS:HZ3	19	2.04
(1,33)	1:A:55:SER:N	2:B:79:LYS:N	19	2.04
(1,33)	1:A:55:SER:N	2:B:79:LYS:NZ	19	2.04
(1,33)	1:A:55:SER:N	2:B:79:LYS:O	19	2.04
(1,33)	1:A:55:SER:N	2:B:80:ILE:C	19	2.04
(1,33)	1:A:55:SER:N	2:B:80:ILE:CA	19	2.04
(1,33)	1:A:55:SER:N	2:B:80:ILE:CB	19	2.04
(1,33)	1:A:55:SER:N	2:B:80:ILE:CD1	19	2.04
(1,33)	1:A:55:SER:N	2:B:80:ILE:CG1	19	2.04
(1,33)	1:A:55:SER:N	2:B:80:ILE:CG2	19	2.04
(1,33)	1:A:55:SER:N	2:B:80:ILE:H	19	2.04
(1,33)	1:A:55:SER:N	2:B:80:ILE:HA	19	2.04
(1,33)	1:A:55:SER:N	2:B:80:ILE:HB	19	2.04
(1,33)	1:A:55:SER:N	2:B:80:ILE:HD11	19	2.04
(1,33)	1:A:55:SER:N	2:B:80:ILE:HD12	19	2.04
(1,33)	1:A:55:SER:N	2:B:80:ILE:HD13	19	2.04
(1,33)	1:A:55:SER:N	2:B:80:ILE:HG12	19	2.04
(1,33)	1:A:55:SER:N	2:B:80:ILE:HG13	19	2.04
(1,33)	1:A:55:SER:N	2:B:80:ILE:HG21	19	2.04
(1,33)	1:A:55:SER:N	2:B:80:ILE:HG22	19	2.04
(1,33)	1:A:55:SER:N	2:B:80:ILE:HG23	19	2.04
(1,33)	1:A:55:SER:N	2:B:80:ILE:N	19	2.04
(1,33)	1:A:55:SER:N	2:B:80:ILE:O	19	2.04
(1,33)	1:A:55:SER:N	2:B:84:GLN:C	19	2.04
(1,33)	1:A:55:SER:N	2:B:84:GLN:CA	19	2.04
(1,33)	1:A:55:SER:N	2:B:84:GLN:CB	19	2.04
(1,33)	1:A:55:SER:N	2:B:84:GLN:CD	19	2.04
(1,33)	1:A:55:SER:N	2:B:84:GLN:CG	19	2.04
(1,33)	1:A:55:SER:N	2:B:84:GLN:H	19	2.04
(1,33)	1:A:55:SER:N	2:B:84:GLN:HA	19	2.04
(1,33)	1:A:55:SER:N	2:B:84:GLN:HB2	19	2.04
(1,33)	1:A:55:SER:N	2:B:84:GLN:HB3	19	2.04
(1,33)	1:A:55:SER:N	2:B:84:GLN:HE21	19	2.04
(1,33)	1:A:55:SER:N	2:B:84:GLN:HE22	19	2.04
(1,33)	1:A:55:SER:N	2:B:84:GLN:HG2	19	2.04
(1,33)	1:A:55:SER:N	2:B:84:GLN:HG3	19	2.04

*Continued on next page...*

*Continued from previous page...*

Key	Atom-1	Atom-2	Model ID	Violation (Å)
(1,33)	1:A:55:SER:N	2:B:84:GLN:N	19	2.04
(1,33)	1:A:55:SER:N	2:B:84:GLN:NE2	19	2.04
(1,33)	1:A:55:SER:N	2:B:84:GLN:O	19	2.04
(1,33)	1:A:55:SER:N	2:B:84:GLN:OE1	19	2.04
(1,33)	1:A:55:SER:N	2:B:97:THR:C	19	2.04
(1,33)	1:A:55:SER:N	2:B:97:THR:CA	19	2.04
(1,33)	1:A:55:SER:N	2:B:97:THR:CB	19	2.04
(1,33)	1:A:55:SER:N	2:B:97:THR:CG2	19	2.04
(1,33)	1:A:55:SER:N	2:B:97:THR:H	19	2.04
(1,33)	1:A:55:SER:N	2:B:97:THR:HA	19	2.04
(1,33)	1:A:55:SER:N	2:B:97:THR:HB	19	2.04
(1,33)	1:A:55:SER:N	2:B:97:THR:HG1	19	2.04
(1,33)	1:A:55:SER:N	2:B:97:THR:HG21	19	2.04
(1,33)	1:A:55:SER:N	2:B:97:THR:HG22	19	2.04
(1,33)	1:A:55:SER:N	2:B:97:THR:HG23	19	2.04
(1,33)	1:A:55:SER:N	2:B:97:THR:N	19	2.04
(1,33)	1:A:55:SER:N	2:B:97:THR:O	19	2.04
(1,33)	1:A:55:SER:N	2:B:97:THR:OG1	19	2.04
(1,33)	1:A:55:SER:N	2:B:99:HIS:C	19	2.04
(1,33)	1:A:55:SER:N	2:B:99:HIS:CA	19	2.04
(1,33)	1:A:55:SER:N	2:B:99:HIS:CB	19	2.04
(1,33)	1:A:55:SER:N	2:B:99:HIS:CD2	19	2.04
(1,33)	1:A:55:SER:N	2:B:99:HIS:CE1	19	2.04
(1,33)	1:A:55:SER:N	2:B:99:HIS:CG	19	2.04
(1,33)	1:A:55:SER:N	2:B:99:HIS:H	19	2.04
(1,33)	1:A:55:SER:N	2:B:99:HIS:HA	19	2.04
(1,33)	1:A:55:SER:N	2:B:99:HIS:HB2	19	2.04
(1,33)	1:A:55:SER:N	2:B:99:HIS:HB3	19	2.04
(1,33)	1:A:55:SER:N	2:B:99:HIS:HD1	19	2.04
(1,33)	1:A:55:SER:N	2:B:99:HIS:HD2	19	2.04
(1,33)	1:A:55:SER:N	2:B:99:HIS:HE1	19	2.04
(1,33)	1:A:55:SER:N	2:B:99:HIS:HE2	19	2.04
(1,33)	1:A:55:SER:N	2:B:99:HIS:N	19	2.04
(1,33)	1:A:55:SER:N	2:B:99:HIS:ND1	19	2.04
(1,33)	1:A:55:SER:N	2:B:99:HIS:NE2	19	2.04
(1,33)	1:A:55:SER:N	2:B:99:HIS:O	19	2.04
(1,33)	1:A:55:SER:N	2:B:101:VAL:C	19	2.04
(1,33)	1:A:55:SER:N	2:B:101:VAL:CA	19	2.04
(1,33)	1:A:55:SER:N	2:B:101:VAL:CB	19	2.04
(1,33)	1:A:55:SER:N	2:B:101:VAL:CG1	19	2.04
(1,33)	1:A:55:SER:N	2:B:101:VAL:CG2	19	2.04
(1,33)	1:A:55:SER:N	2:B:101:VAL:H	19	2.04

*Continued on next page...*

*Continued from previous page...*

Key	Atom-1	Atom-2	Model ID	Violation (Å)
(1,33)	1:A:55:SER:N	2:B:101:VAL:HA	19	2.04
(1,33)	1:A:55:SER:N	2:B:101:VAL:HB	19	2.04
(1,33)	1:A:55:SER:N	2:B:101:VAL:HG11	19	2.04
(1,33)	1:A:55:SER:N	2:B:101:VAL:HG12	19	2.04
(1,33)	1:A:55:SER:N	2:B:101:VAL:HG13	19	2.04
(1,33)	1:A:55:SER:N	2:B:101:VAL:HG21	19	2.04
(1,33)	1:A:55:SER:N	2:B:101:VAL:HG22	19	2.04
(1,33)	1:A:55:SER:N	2:B:101:VAL:HG23	19	2.04
(1,33)	1:A:55:SER:N	2:B:101:VAL:N	19	2.04
(1,33)	1:A:55:SER:N	2:B:101:VAL:O	19	2.04
(1,33)	1:A:55:SER:O	2:B:75:ILE:C	19	2.04
(1,33)	1:A:55:SER:O	2:B:75:ILE:CA	19	2.04
(1,33)	1:A:55:SER:O	2:B:75:ILE:CB	19	2.04
(1,33)	1:A:55:SER:O	2:B:75:ILE:CD1	19	2.04
(1,33)	1:A:55:SER:O	2:B:75:ILE:CG1	19	2.04
(1,33)	1:A:55:SER:O	2:B:75:ILE:CG2	19	2.04
(1,33)	1:A:55:SER:O	2:B:75:ILE:H	19	2.04
(1,33)	1:A:55:SER:O	2:B:75:ILE:HA	19	2.04
(1,33)	1:A:55:SER:O	2:B:75:ILE:HB	19	2.04
(1,33)	1:A:55:SER:O	2:B:75:ILE:HD11	19	2.04
(1,33)	1:A:55:SER:O	2:B:75:ILE:HD12	19	2.04
(1,33)	1:A:55:SER:O	2:B:75:ILE:HD13	19	2.04
(1,33)	1:A:55:SER:O	2:B:75:ILE:HG12	19	2.04
(1,33)	1:A:55:SER:O	2:B:75:ILE:HG13	19	2.04
(1,33)	1:A:55:SER:O	2:B:75:ILE:HG21	19	2.04
(1,33)	1:A:55:SER:O	2:B:75:ILE:HG22	19	2.04
(1,33)	1:A:55:SER:O	2:B:75:ILE:HG23	19	2.04
(1,33)	1:A:55:SER:O	2:B:75:ILE:N	19	2.04
(1,33)	1:A:55:SER:O	2:B:75:ILE:O	19	2.04
(1,33)	1:A:55:SER:O	2:B:77:ALA:C	19	2.04
(1,33)	1:A:55:SER:O	2:B:77:ALA:CA	19	2.04
(1,33)	1:A:55:SER:O	2:B:77:ALA:CB	19	2.04
(1,33)	1:A:55:SER:O	2:B:77:ALA:H	19	2.04
(1,33)	1:A:55:SER:O	2:B:77:ALA:HA	19	2.04
(1,33)	1:A:55:SER:O	2:B:77:ALA:HB1	19	2.04
(1,33)	1:A:55:SER:O	2:B:77:ALA:HB2	19	2.04
(1,33)	1:A:55:SER:O	2:B:77:ALA:HB3	19	2.04
(1,33)	1:A:55:SER:O	2:B:77:ALA:N	19	2.04
(1,33)	1:A:55:SER:O	2:B:77:ALA:O	19	2.04
(1,33)	1:A:55:SER:O	2:B:78:GLY:C	19	2.04
(1,33)	1:A:55:SER:O	2:B:78:GLY:CA	19	2.04
(1,33)	1:A:55:SER:O	2:B:78:GLY:H	19	2.04

*Continued on next page...*

*Continued from previous page...*

Key	Atom-1	Atom-2	Model ID	Violation (Å)
(1,33)	1:A:55:SER:O	2:B:78:GLY:HA2	19	2.04
(1,33)	1:A:55:SER:O	2:B:78:GLY:HA3	19	2.04
(1,33)	1:A:55:SER:O	2:B:78:GLY:N	19	2.04
(1,33)	1:A:55:SER:O	2:B:78:GLY:O	19	2.04
(1,33)	1:A:55:SER:O	2:B:79:LYS:C	19	2.04
(1,33)	1:A:55:SER:O	2:B:79:LYS:CA	19	2.04
(1,33)	1:A:55:SER:O	2:B:79:LYS:CB	19	2.04
(1,33)	1:A:55:SER:O	2:B:79:LYS:CD	19	2.04
(1,33)	1:A:55:SER:O	2:B:79:LYS:CE	19	2.04
(1,33)	1:A:55:SER:O	2:B:79:LYS:CG	19	2.04
(1,33)	1:A:55:SER:O	2:B:79:LYS:H	19	2.04
(1,33)	1:A:55:SER:O	2:B:79:LYS:HA	19	2.04
(1,33)	1:A:55:SER:O	2:B:79:LYS:HB2	19	2.04
(1,33)	1:A:55:SER:O	2:B:79:LYS:HB3	19	2.04
(1,33)	1:A:55:SER:O	2:B:79:LYS:HD2	19	2.04
(1,33)	1:A:55:SER:O	2:B:79:LYS:HD3	19	2.04
(1,33)	1:A:55:SER:O	2:B:79:LYS:HE2	19	2.04
(1,33)	1:A:55:SER:O	2:B:79:LYS:HE3	19	2.04
(1,33)	1:A:55:SER:O	2:B:79:LYS:HG2	19	2.04
(1,33)	1:A:55:SER:O	2:B:79:LYS:HG3	19	2.04
(1,33)	1:A:55:SER:O	2:B:79:LYS:HZ1	19	2.04
(1,33)	1:A:55:SER:O	2:B:79:LYS:HZ2	19	2.04
(1,33)	1:A:55:SER:O	2:B:79:LYS:HZ3	19	2.04
(1,33)	1:A:55:SER:O	2:B:79:LYS:N	19	2.04
(1,33)	1:A:55:SER:O	2:B:79:LYS:NZ	19	2.04
(1,33)	1:A:55:SER:O	2:B:80:ILE:C	19	2.04
(1,33)	1:A:55:SER:O	2:B:80:ILE:CA	19	2.04
(1,33)	1:A:55:SER:O	2:B:80:ILE:CB	19	2.04
(1,33)	1:A:55:SER:O	2:B:80:ILE:CD1	19	2.04
(1,33)	1:A:55:SER:O	2:B:80:ILE:CG1	19	2.04
(1,33)	1:A:55:SER:O	2:B:80:ILE:CG2	19	2.04
(1,33)	1:A:55:SER:O	2:B:80:ILE:H	19	2.04
(1,33)	1:A:55:SER:O	2:B:80:ILE:HA	19	2.04
(1,33)	1:A:55:SER:O	2:B:80:ILE:HB	19	2.04
(1,33)	1:A:55:SER:O	2:B:80:ILE:HD11	19	2.04
(1,33)	1:A:55:SER:O	2:B:80:ILE:HD12	19	2.04
(1,33)	1:A:55:SER:O	2:B:80:ILE:HD13	19	2.04
(1,33)	1:A:55:SER:O	2:B:80:ILE:HG12	19	2.04
(1,33)	1:A:55:SER:O	2:B:80:ILE:HG13	19	2.04
(1,33)	1:A:55:SER:O	2:B:80:ILE:HG21	19	2.04
(1,33)	1:A:55:SER:O	2:B:80:ILE:HG22	19	2.04

*Continued on next page...*

*Continued from previous page...*

Key	Atom-1	Atom-2	Model ID	Violation (Å)
(1,33)	1:A:55:SER:O	2:B:80:ILE:HG23	19	2.04
(1,33)	1:A:55:SER:O	2:B:80:ILE:N	19	2.04
(1,33)	1:A:55:SER:O	2:B:80:ILE:O	19	2.04
(1,33)	1:A:55:SER:O	2:B:84:GLN:C	19	2.04
(1,33)	1:A:55:SER:O	2:B:84:GLN:CA	19	2.04
(1,33)	1:A:55:SER:O	2:B:84:GLN:CB	19	2.04
(1,33)	1:A:55:SER:O	2:B:84:GLN:CD	19	2.04
(1,33)	1:A:55:SER:O	2:B:84:GLN:CG	19	2.04
(1,33)	1:A:55:SER:O	2:B:84:GLN:H	19	2.04
(1,33)	1:A:55:SER:O	2:B:84:GLN:HA	19	2.04
(1,33)	1:A:55:SER:O	2:B:84:GLN:HB2	19	2.04
(1,33)	1:A:55:SER:O	2:B:84:GLN:HB3	19	2.04
(1,33)	1:A:55:SER:O	2:B:84:GLN:HE21	19	2.04
(1,33)	1:A:55:SER:O	2:B:84:GLN:HE22	19	2.04
(1,33)	1:A:55:SER:O	2:B:84:GLN:HG2	19	2.04
(1,33)	1:A:55:SER:O	2:B:84:GLN:HG3	19	2.04
(1,33)	1:A:55:SER:O	2:B:84:GLN:N	19	2.04
(1,33)	1:A:55:SER:O	2:B:84:GLN:NE2	19	2.04
(1,33)	1:A:55:SER:O	2:B:84:GLN:O	19	2.04
(1,33)	1:A:55:SER:O	2:B:84:GLN:OE1	19	2.04
(1,33)	1:A:55:SER:O	2:B:97:THR:C	19	2.04
(1,33)	1:A:55:SER:O	2:B:97:THR:CA	19	2.04
(1,33)	1:A:55:SER:O	2:B:97:THR:CB	19	2.04
(1,33)	1:A:55:SER:O	2:B:97:THR:CG2	19	2.04
(1,33)	1:A:55:SER:O	2:B:97:THR:H	19	2.04
(1,33)	1:A:55:SER:O	2:B:97:THR:HA	19	2.04
(1,33)	1:A:55:SER:O	2:B:97:THR:HB	19	2.04
(1,33)	1:A:55:SER:O	2:B:97:THR:HG1	19	2.04
(1,33)	1:A:55:SER:O	2:B:97:THR:HG21	19	2.04
(1,33)	1:A:55:SER:O	2:B:97:THR:HG22	19	2.04
(1,33)	1:A:55:SER:O	2:B:97:THR:HG23	19	2.04
(1,33)	1:A:55:SER:O	2:B:97:THR:N	19	2.04
(1,33)	1:A:55:SER:O	2:B:97:THR:O	19	2.04
(1,33)	1:A:55:SER:O	2:B:97:THR:OG1	19	2.04
(1,33)	1:A:55:SER:O	2:B:99:HIS:C	19	2.04
(1,33)	1:A:55:SER:O	2:B:99:HIS:CA	19	2.04
(1,33)	1:A:55:SER:O	2:B:99:HIS:CB	19	2.04
(1,33)	1:A:55:SER:O	2:B:99:HIS:CD2	19	2.04
(1,33)	1:A:55:SER:O	2:B:99:HIS:CE1	19	2.04
(1,33)	1:A:55:SER:O	2:B:99:HIS:CG	19	2.04
(1,33)	1:A:55:SER:O	2:B:99:HIS:H	19	2.04
(1,33)	1:A:55:SER:O	2:B:99:HIS:HA	19	2.04

*Continued on next page...*

*Continued from previous page...*

Key	Atom-1	Atom-2	Model ID	Violation (Å)
(1,33)	1:A:55:SER:O	2:B:99:HIS:HB2	19	2.04
(1,33)	1:A:55:SER:O	2:B:99:HIS:HB3	19	2.04
(1,33)	1:A:55:SER:O	2:B:99:HIS:HD1	19	2.04
(1,33)	1:A:55:SER:O	2:B:99:HIS:HD2	19	2.04
(1,33)	1:A:55:SER:O	2:B:99:HIS:HE1	19	2.04
(1,33)	1:A:55:SER:O	2:B:99:HIS:HE2	19	2.04
(1,33)	1:A:55:SER:O	2:B:99:HIS:N	19	2.04
(1,33)	1:A:55:SER:O	2:B:99:HIS:ND1	19	2.04
(1,33)	1:A:55:SER:O	2:B:99:HIS:NE2	19	2.04
(1,33)	1:A:55:SER:O	2:B:99:HIS:O	19	2.04
(1,33)	1:A:55:SER:O	2:B:101:VAL:C	19	2.04
(1,33)	1:A:55:SER:O	2:B:101:VAL:CA	19	2.04
(1,33)	1:A:55:SER:O	2:B:101:VAL:CB	19	2.04
(1,33)	1:A:55:SER:O	2:B:101:VAL:CG1	19	2.04
(1,33)	1:A:55:SER:O	2:B:101:VAL:CG2	19	2.04
(1,33)	1:A:55:SER:O	2:B:101:VAL:H	19	2.04
(1,33)	1:A:55:SER:O	2:B:101:VAL:HA	19	2.04
(1,33)	1:A:55:SER:O	2:B:101:VAL:HB	19	2.04
(1,33)	1:A:55:SER:O	2:B:101:VAL:HG11	19	2.04
(1,33)	1:A:55:SER:O	2:B:101:VAL:HG12	19	2.04
(1,33)	1:A:55:SER:O	2:B:101:VAL:HG13	19	2.04
(1,33)	1:A:55:SER:O	2:B:101:VAL:HG21	19	2.04
(1,33)	1:A:55:SER:O	2:B:101:VAL:HG22	19	2.04
(1,33)	1:A:55:SER:O	2:B:101:VAL:HG23	19	2.04
(1,33)	1:A:55:SER:O	2:B:101:VAL:N	19	2.04
(1,33)	1:A:55:SER:O	2:B:101:VAL:O	19	2.04
(1,33)	1:A:55:SER:OG	2:B:75:ILE:C	19	2.04
(1,33)	1:A:55:SER:OG	2:B:75:ILE:CA	19	2.04
(1,33)	1:A:55:SER:OG	2:B:75:ILE:CB	19	2.04
(1,33)	1:A:55:SER:OG	2:B:75:ILE:CD1	19	2.04
(1,33)	1:A:55:SER:OG	2:B:75:ILE:CG1	19	2.04
(1,33)	1:A:55:SER:OG	2:B:75:ILE:CG2	19	2.04
(1,33)	1:A:55:SER:OG	2:B:75:ILE:H	19	2.04
(1,33)	1:A:55:SER:OG	2:B:75:ILE:HA	19	2.04
(1,33)	1:A:55:SER:OG	2:B:75:ILE:HB	19	2.04
(1,33)	1:A:55:SER:OG	2:B:75:ILE:HD11	19	2.04
(1,33)	1:A:55:SER:OG	2:B:75:ILE:HD12	19	2.04
(1,33)	1:A:55:SER:OG	2:B:75:ILE:HD13	19	2.04
(1,33)	1:A:55:SER:OG	2:B:75:ILE:HG12	19	2.04
(1,33)	1:A:55:SER:OG	2:B:75:ILE:HG13	19	2.04
(1,33)	1:A:55:SER:OG	2:B:75:ILE:HG21	19	2.04
(1,33)	1:A:55:SER:OG	2:B:75:ILE:HG22	19	2.04

*Continued on next page...*

*Continued from previous page...*

Key	Atom-1	Atom-2	Model ID	Violation (Å)
(1,33)	1:A:55:SER:OG	2:B:75:ILE:HG23	19	2.04
(1,33)	1:A:55:SER:OG	2:B:75:ILE:N	19	2.04
(1,33)	1:A:55:SER:OG	2:B:75:ILE:O	19	2.04
(1,33)	1:A:55:SER:OG	2:B:77:ALA:C	19	2.04
(1,33)	1:A:55:SER:OG	2:B:77:ALA:CA	19	2.04
(1,33)	1:A:55:SER:OG	2:B:77:ALA:CB	19	2.04
(1,33)	1:A:55:SER:OG	2:B:77:ALA:H	19	2.04
(1,33)	1:A:55:SER:OG	2:B:77:ALA:HA	19	2.04
(1,33)	1:A:55:SER:OG	2:B:77:ALA:HB1	19	2.04
(1,33)	1:A:55:SER:OG	2:B:77:ALA:HB2	19	2.04
(1,33)	1:A:55:SER:OG	2:B:77:ALA:HB3	19	2.04
(1,33)	1:A:55:SER:OG	2:B:77:ALA:N	19	2.04
(1,33)	1:A:55:SER:OG	2:B:77:ALA:O	19	2.04
(1,33)	1:A:55:SER:OG	2:B:78:GLY:C	19	2.04
(1,33)	1:A:55:SER:OG	2:B:78:GLY:CA	19	2.04
(1,33)	1:A:55:SER:OG	2:B:78:GLY:H	19	2.04
(1,33)	1:A:55:SER:OG	2:B:78:GLY:HA2	19	2.04
(1,33)	1:A:55:SER:OG	2:B:78:GLY:HA3	19	2.04
(1,33)	1:A:55:SER:OG	2:B:78:GLY:N	19	2.04
(1,33)	1:A:55:SER:OG	2:B:78:GLY:O	19	2.04
(1,33)	1:A:55:SER:OG	2:B:79:LYS:C	19	2.04
(1,33)	1:A:55:SER:OG	2:B:79:LYS:CA	19	2.04
(1,33)	1:A:55:SER:OG	2:B:79:LYS:CB	19	2.04
(1,33)	1:A:55:SER:OG	2:B:79:LYS:CD	19	2.04
(1,33)	1:A:55:SER:OG	2:B:79:LYS:CE	19	2.04
(1,33)	1:A:55:SER:OG	2:B:79:LYS:CG	19	2.04
(1,33)	1:A:55:SER:OG	2:B:79:LYS:H	19	2.04
(1,33)	1:A:55:SER:OG	2:B:79:LYS:HA	19	2.04
(1,33)	1:A:55:SER:OG	2:B:79:LYS:HB2	19	2.04
(1,33)	1:A:55:SER:OG	2:B:79:LYS:HB3	19	2.04
(1,33)	1:A:55:SER:OG	2:B:79:LYS:HD2	19	2.04
(1,33)	1:A:55:SER:OG	2:B:79:LYS:HD3	19	2.04
(1,33)	1:A:55:SER:OG	2:B:79:LYS:HE2	19	2.04
(1,33)	1:A:55:SER:OG	2:B:79:LYS:HE3	19	2.04
(1,33)	1:A:55:SER:OG	2:B:79:LYS:HG2	19	2.04
(1,33)	1:A:55:SER:OG	2:B:79:LYS:HG3	19	2.04
(1,33)	1:A:55:SER:OG	2:B:79:LYS:HZ1	19	2.04
(1,33)	1:A:55:SER:OG	2:B:79:LYS:HZ2	19	2.04
(1,33)	1:A:55:SER:OG	2:B:79:LYS:HZ3	19	2.04
(1,33)	1:A:55:SER:OG	2:B:79:LYS:N	19	2.04
(1,33)	1:A:55:SER:OG	2:B:79:LYS:NZ	19	2.04
(1,33)	1:A:55:SER:OG	2:B:79:LYS:O	19	2.04

*Continued on next page...*



*Continued from previous page...*

Key	Atom-1	Atom-2	Model ID	Violation (Å)
(1,33)	1:A:55:SER:OG	2:B:80:ILE:C	19	2.04
(1,33)	1:A:55:SER:OG	2:B:80:ILE:CA	19	2.04
(1,33)	1:A:55:SER:OG	2:B:80:ILE:CB	19	2.04
(1,33)	1:A:55:SER:OG	2:B:80:ILE:CD1	19	2.04
(1,33)	1:A:55:SER:OG	2:B:80:ILE:CG1	19	2.04
(1,33)	1:A:55:SER:OG	2:B:80:ILE:CG2	19	2.04
(1,33)	1:A:55:SER:OG	2:B:80:ILE:H	19	2.04
(1,33)	1:A:55:SER:OG	2:B:80:ILE:HA	19	2.04
(1,33)	1:A:55:SER:OG	2:B:80:ILE:HB	19	2.04
(1,33)	1:A:55:SER:OG	2:B:80:ILE:HD11	19	2.04
(1,33)	1:A:55:SER:OG	2:B:80:ILE:HD12	19	2.04
(1,33)	1:A:55:SER:OG	2:B:80:ILE:HD13	19	2.04
(1,33)	1:A:55:SER:OG	2:B:80:ILE:HG12	19	2.04
(1,33)	1:A:55:SER:OG	2:B:80:ILE:HG13	19	2.04
(1,33)	1:A:55:SER:OG	2:B:80:ILE:HG21	19	2.04
(1,33)	1:A:55:SER:OG	2:B:80:ILE:HG22	19	2.04
(1,33)	1:A:55:SER:OG	2:B:80:ILE:HG23	19	2.04
(1,33)	1:A:55:SER:OG	2:B:80:ILE:N	19	2.04
(1,33)	1:A:55:SER:OG	2:B:80:ILE:O	19	2.04
(1,33)	1:A:55:SER:OG	2:B:84:GLN:C	19	2.04
(1,33)	1:A:55:SER:OG	2:B:84:GLN:CA	19	2.04
(1,33)	1:A:55:SER:OG	2:B:84:GLN:CB	19	2.04
(1,33)	1:A:55:SER:OG	2:B:84:GLN:CD	19	2.04
(1,33)	1:A:55:SER:OG	2:B:84:GLN:CG	19	2.04
(1,33)	1:A:55:SER:OG	2:B:84:GLN:H	19	2.04
(1,33)	1:A:55:SER:OG	2:B:84:GLN:HA	19	2.04
(1,33)	1:A:55:SER:OG	2:B:84:GLN:HB2	19	2.04
(1,33)	1:A:55:SER:OG	2:B:84:GLN:HB3	19	2.04
(1,33)	1:A:55:SER:OG	2:B:84:GLN:HE21	19	2.04
(1,33)	1:A:55:SER:OG	2:B:84:GLN:HE22	19	2.04
(1,33)	1:A:55:SER:OG	2:B:84:GLN:HG2	19	2.04
(1,33)	1:A:55:SER:OG	2:B:84:GLN:HG3	19	2.04
(1,33)	1:A:55:SER:OG	2:B:84:GLN:N	19	2.04
(1,33)	1:A:55:SER:OG	2:B:84:GLN:NE2	19	2.04
(1,33)	1:A:55:SER:OG	2:B:84:GLN:O	19	2.04
(1,33)	1:A:55:SER:OG	2:B:84:GLN:OE1	19	2.04
(1,33)	1:A:55:SER:OG	2:B:97:THR:C	19	2.04
(1,33)	1:A:55:SER:OG	2:B:97:THR:CA	19	2.04
(1,33)	1:A:55:SER:OG	2:B:97:THR:CB	19	2.04
(1,33)	1:A:55:SER:OG	2:B:97:THR:CG2	19	2.04
(1,33)	1:A:55:SER:OG	2:B:97:THR:H	19	2.04
(1,33)	1:A:55:SER:OG	2:B:97:THR:HA	19	2.04

*Continued on next page...*

*Continued from previous page...*

Key	Atom-1	Atom-2	Model ID	Violation (Å)
(1,33)	1:A:55:SER:OG	2:B:97:THR:HB	19	2.04
(1,33)	1:A:55:SER:OG	2:B:97:THR:HG1	19	2.04
(1,33)	1:A:55:SER:OG	2:B:97:THR:HG21	19	2.04
(1,33)	1:A:55:SER:OG	2:B:97:THR:HG22	19	2.04
(1,33)	1:A:55:SER:OG	2:B:97:THR:HG23	19	2.04
(1,33)	1:A:55:SER:OG	2:B:97:THR:N	19	2.04
(1,33)	1:A:55:SER:OG	2:B:97:THR:O	19	2.04
(1,33)	1:A:55:SER:OG	2:B:97:THR:OG1	19	2.04
(1,33)	1:A:55:SER:OG	2:B:99:HIS:C	19	2.04
(1,33)	1:A:55:SER:OG	2:B:99:HIS:CA	19	2.04
(1,33)	1:A:55:SER:OG	2:B:99:HIS:CB	19	2.04
(1,33)	1:A:55:SER:OG	2:B:99:HIS:CD2	19	2.04
(1,33)	1:A:55:SER:OG	2:B:99:HIS:CE1	19	2.04
(1,33)	1:A:55:SER:OG	2:B:99:HIS:CG	19	2.04
(1,33)	1:A:55:SER:OG	2:B:99:HIS:H	19	2.04
(1,33)	1:A:55:SER:OG	2:B:99:HIS:HA	19	2.04
(1,33)	1:A:55:SER:OG	2:B:99:HIS:HB2	19	2.04
(1,33)	1:A:55:SER:OG	2:B:99:HIS:HB3	19	2.04
(1,33)	1:A:55:SER:OG	2:B:99:HIS:HD1	19	2.04
(1,33)	1:A:55:SER:OG	2:B:99:HIS:HD2	19	2.04
(1,33)	1:A:55:SER:OG	2:B:99:HIS:HE1	19	2.04
(1,33)	1:A:55:SER:OG	2:B:99:HIS:HE2	19	2.04
(1,33)	1:A:55:SER:OG	2:B:99:HIS:N	19	2.04
(1,33)	1:A:55:SER:OG	2:B:99:HIS:ND1	19	2.04
(1,33)	1:A:55:SER:OG	2:B:99:HIS:NE2	19	2.04
(1,33)	1:A:55:SER:OG	2:B:99:HIS:O	19	2.04
(1,33)	1:A:55:SER:OG	2:B:101:VAL:C	19	2.04
(1,33)	1:A:55:SER:OG	2:B:101:VAL:CA	19	2.04
(1,33)	1:A:55:SER:OG	2:B:101:VAL:CB	19	2.04
(1,33)	1:A:55:SER:OG	2:B:101:VAL:CG1	19	2.04
(1,33)	1:A:55:SER:OG	2:B:101:VAL:CG2	19	2.04
(1,33)	1:A:55:SER:OG	2:B:101:VAL:H	19	2.04
(1,33)	1:A:55:SER:OG	2:B:101:VAL:HA	19	2.04
(1,33)	1:A:55:SER:OG	2:B:101:VAL:HB	19	2.04
(1,33)	1:A:55:SER:OG	2:B:101:VAL:HG11	19	2.04
(1,33)	1:A:55:SER:OG	2:B:101:VAL:HG12	19	2.04
(1,33)	1:A:55:SER:OG	2:B:101:VAL:HG13	19	2.04
(1,33)	1:A:55:SER:OG	2:B:101:VAL:HG21	19	2.04
(1,33)	1:A:55:SER:OG	2:B:101:VAL:HG22	19	2.04
(1,33)	1:A:55:SER:OG	2:B:101:VAL:HG23	19	2.04
(1,33)	1:A:55:SER:OG	2:B:101:VAL:N	19	2.04
(1,33)	1:A:55:SER:OG	2:B:101:VAL:O	19	2.04

*Continued on next page...*

*Continued from previous page...*

Key	Atom-1	Atom-2	Model ID	Violation (Å)
(1,33)	1:A:55:SER:C	2:B:75:ILE:C	7	2.03
(1,33)	1:A:55:SER:C	2:B:75:ILE:CA	7	2.03
(1,33)	1:A:55:SER:C	2:B:75:ILE:CB	7	2.03
(1,33)	1:A:55:SER:C	2:B:75:ILE:CD1	7	2.03
(1,33)	1:A:55:SER:C	2:B:75:ILE:CG1	7	2.03
(1,33)	1:A:55:SER:C	2:B:75:ILE:CG2	7	2.03
(1,33)	1:A:55:SER:C	2:B:75:ILE:H	7	2.03
(1,33)	1:A:55:SER:C	2:B:75:ILE:HA	7	2.03
(1,33)	1:A:55:SER:C	2:B:75:ILE:HB	7	2.03
(1,33)	1:A:55:SER:C	2:B:75:ILE:HD11	7	2.03
(1,33)	1:A:55:SER:C	2:B:75:ILE:HD12	7	2.03
(1,33)	1:A:55:SER:C	2:B:75:ILE:HD13	7	2.03
(1,33)	1:A:55:SER:C	2:B:75:ILE:HG12	7	2.03
(1,33)	1:A:55:SER:C	2:B:75:ILE:HG13	7	2.03
(1,33)	1:A:55:SER:C	2:B:75:ILE:HG21	7	2.03
(1,33)	1:A:55:SER:C	2:B:75:ILE:HG22	7	2.03
(1,33)	1:A:55:SER:C	2:B:75:ILE:HG23	7	2.03
(1,33)	1:A:55:SER:C	2:B:75:ILE:N	7	2.03
(1,33)	1:A:55:SER:C	2:B:75:ILE:O	7	2.03
(1,33)	1:A:55:SER:C	2:B:77:ALA:C	7	2.03
(1,33)	1:A:55:SER:C	2:B:77:ALA:CA	7	2.03
(1,33)	1:A:55:SER:C	2:B:77:ALA:CB	7	2.03
(1,33)	1:A:55:SER:C	2:B:77:ALA:H	7	2.03
(1,33)	1:A:55:SER:C	2:B:77:ALA:HA	7	2.03
(1,33)	1:A:55:SER:C	2:B:77:ALA:HB1	7	2.03
(1,33)	1:A:55:SER:C	2:B:77:ALA:HB2	7	2.03
(1,33)	1:A:55:SER:C	2:B:77:ALA:HB3	7	2.03
(1,33)	1:A:55:SER:C	2:B:77:ALA:N	7	2.03
(1,33)	1:A:55:SER:C	2:B:77:ALA:O	7	2.03
(1,33)	1:A:55:SER:C	2:B:78:GLY:C	7	2.03
(1,33)	1:A:55:SER:C	2:B:78:GLY:CA	7	2.03
(1,33)	1:A:55:SER:C	2:B:78:GLY:H	7	2.03
(1,33)	1:A:55:SER:C	2:B:78:GLY:HA2	7	2.03
(1,33)	1:A:55:SER:C	2:B:78:GLY:HA3	7	2.03
(1,33)	1:A:55:SER:C	2:B:78:GLY:N	7	2.03
(1,33)	1:A:55:SER:C	2:B:78:GLY:O	7	2.03
(1,33)	1:A:55:SER:C	2:B:79:LYS:C	7	2.03
(1,33)	1:A:55:SER:C	2:B:79:LYS:CA	7	2.03
(1,33)	1:A:55:SER:C	2:B:79:LYS:CB	7	2.03
(1,33)	1:A:55:SER:C	2:B:79:LYS:CD	7	2.03
(1,33)	1:A:55:SER:C	2:B:79:LYS:CE	7	2.03
(1,33)	1:A:55:SER:C	2:B:79:LYS:CG	7	2.03

*Continued on next page...*

*Continued from previous page...*

Key	Atom-1	Atom-2	Model ID	Violation (Å)
(1,33)	1:A:55:SER:C	2:B:79:LYS:H	7	2.03
(1,33)	1:A:55:SER:C	2:B:79:LYS:HA	7	2.03
(1,33)	1:A:55:SER:C	2:B:79:LYS:HB2	7	2.03
(1,33)	1:A:55:SER:C	2:B:79:LYS:HB3	7	2.03
(1,33)	1:A:55:SER:C	2:B:79:LYS:HD2	7	2.03
(1,33)	1:A:55:SER:C	2:B:79:LYS:HD3	7	2.03
(1,33)	1:A:55:SER:C	2:B:79:LYS:HE2	7	2.03
(1,33)	1:A:55:SER:C	2:B:79:LYS:HE3	7	2.03
(1,33)	1:A:55:SER:C	2:B:79:LYS:HG2	7	2.03
(1,33)	1:A:55:SER:C	2:B:79:LYS:HG3	7	2.03
(1,33)	1:A:55:SER:C	2:B:79:LYS:HZ1	7	2.03
(1,33)	1:A:55:SER:C	2:B:79:LYS:HZ2	7	2.03
(1,33)	1:A:55:SER:C	2:B:79:LYS:HZ3	7	2.03
(1,33)	1:A:55:SER:C	2:B:79:LYS:N	7	2.03
(1,33)	1:A:55:SER:C	2:B:79:LYS:NZ	7	2.03
(1,33)	1:A:55:SER:C	2:B:79:LYS:O	7	2.03
(1,33)	1:A:55:SER:C	2:B:80:ILE:C	7	2.03
(1,33)	1:A:55:SER:C	2:B:80:ILE:CA	7	2.03
(1,33)	1:A:55:SER:C	2:B:80:ILE:CB	7	2.03
(1,33)	1:A:55:SER:C	2:B:80:ILE:CD1	7	2.03
(1,33)	1:A:55:SER:C	2:B:80:ILE:CG1	7	2.03
(1,33)	1:A:55:SER:C	2:B:80:ILE:CG2	7	2.03
(1,33)	1:A:55:SER:C	2:B:80:ILE:H	7	2.03
(1,33)	1:A:55:SER:C	2:B:80:ILE:HA	7	2.03
(1,33)	1:A:55:SER:C	2:B:80:ILE:HB	7	2.03
(1,33)	1:A:55:SER:C	2:B:80:ILE:HD11	7	2.03
(1,33)	1:A:55:SER:C	2:B:80:ILE:HD12	7	2.03
(1,33)	1:A:55:SER:C	2:B:80:ILE:HD13	7	2.03
(1,33)	1:A:55:SER:C	2:B:80:ILE:HG12	7	2.03
(1,33)	1:A:55:SER:C	2:B:80:ILE:HG13	7	2.03
(1,33)	1:A:55:SER:C	2:B:80:ILE:HG21	7	2.03
(1,33)	1:A:55:SER:C	2:B:80:ILE:HG22	7	2.03
(1,33)	1:A:55:SER:C	2:B:80:ILE:HG23	7	2.03
(1,33)	1:A:55:SER:C	2:B:80:ILE:N	7	2.03
(1,33)	1:A:55:SER:C	2:B:80:ILE:O	7	2.03
(1,33)	1:A:55:SER:C	2:B:84:GLN:C	7	2.03
(1,33)	1:A:55:SER:C	2:B:84:GLN:CA	7	2.03
(1,33)	1:A:55:SER:C	2:B:84:GLN:CB	7	2.03
(1,33)	1:A:55:SER:C	2:B:84:GLN:CD	7	2.03
(1,33)	1:A:55:SER:C	2:B:84:GLN:CG	7	2.03
(1,33)	1:A:55:SER:C	2:B:84:GLN:H	7	2.03
(1,33)	1:A:55:SER:C	2:B:84:GLN:HA	7	2.03

*Continued on next page...*

*Continued from previous page...*

Key	Atom-1	Atom-2	Model ID	Violation (Å)
(1,33)	1:A:55:SER:C	2:B:84:GLN:HB2	7	2.03
(1,33)	1:A:55:SER:C	2:B:84:GLN:HB3	7	2.03
(1,33)	1:A:55:SER:C	2:B:84:GLN:HE21	7	2.03
(1,33)	1:A:55:SER:C	2:B:84:GLN:HE22	7	2.03
(1,33)	1:A:55:SER:C	2:B:84:GLN:HG2	7	2.03
(1,33)	1:A:55:SER:C	2:B:84:GLN:HG3	7	2.03
(1,33)	1:A:55:SER:C	2:B:84:GLN:N	7	2.03
(1,33)	1:A:55:SER:C	2:B:84:GLN:NE2	7	2.03
(1,33)	1:A:55:SER:C	2:B:84:GLN:O	7	2.03
(1,33)	1:A:55:SER:C	2:B:84:GLN:OE1	7	2.03
(1,33)	1:A:55:SER:C	2:B:97:THR:C	7	2.03
(1,33)	1:A:55:SER:C	2:B:97:THR:CA	7	2.03
(1,33)	1:A:55:SER:C	2:B:97:THR:CB	7	2.03
(1,33)	1:A:55:SER:C	2:B:97:THR:CG2	7	2.03
(1,33)	1:A:55:SER:C	2:B:97:THR:H	7	2.03
(1,33)	1:A:55:SER:C	2:B:97:THR:HA	7	2.03
(1,33)	1:A:55:SER:C	2:B:97:THR:HB	7	2.03
(1,33)	1:A:55:SER:C	2:B:97:THR:HG1	7	2.03
(1,33)	1:A:55:SER:C	2:B:97:THR:HG21	7	2.03
(1,33)	1:A:55:SER:C	2:B:97:THR:HG22	7	2.03
(1,33)	1:A:55:SER:C	2:B:97:THR:HG23	7	2.03
(1,33)	1:A:55:SER:C	2:B:97:THR:N	7	2.03
(1,33)	1:A:55:SER:C	2:B:97:THR:O	7	2.03
(1,33)	1:A:55:SER:C	2:B:97:THR:OG1	7	2.03
(1,33)	1:A:55:SER:C	2:B:99:HIS:C	7	2.03
(1,33)	1:A:55:SER:C	2:B:99:HIS:CA	7	2.03
(1,33)	1:A:55:SER:C	2:B:99:HIS:CB	7	2.03
(1,33)	1:A:55:SER:C	2:B:99:HIS:CD2	7	2.03
(1,33)	1:A:55:SER:C	2:B:99:HIS:CE1	7	2.03
(1,33)	1:A:55:SER:C	2:B:99:HIS:CG	7	2.03
(1,33)	1:A:55:SER:C	2:B:99:HIS:H	7	2.03
(1,33)	1:A:55:SER:C	2:B:99:HIS:HA	7	2.03
(1,33)	1:A:55:SER:C	2:B:99:HIS:HB2	7	2.03
(1,33)	1:A:55:SER:C	2:B:99:HIS:HB3	7	2.03
(1,33)	1:A:55:SER:C	2:B:99:HIS:HD1	7	2.03
(1,33)	1:A:55:SER:C	2:B:99:HIS:HD2	7	2.03
(1,33)	1:A:55:SER:C	2:B:99:HIS:HE1	7	2.03
(1,33)	1:A:55:SER:C	2:B:99:HIS:HE2	7	2.03
(1,33)	1:A:55:SER:C	2:B:99:HIS:N	7	2.03
(1,33)	1:A:55:SER:C	2:B:99:HIS:ND1	7	2.03
(1,33)	1:A:55:SER:C	2:B:99:HIS:NE2	7	2.03
(1,33)	1:A:55:SER:C	2:B:99:HIS:O	7	2.03

*Continued on next page...*

*Continued from previous page...*

Key	Atom-1	Atom-2	Model ID	Violation (Å)
(1,33)	1:A:55:SER:C	2:B:101:VAL:C	7	2.03
(1,33)	1:A:55:SER:C	2:B:101:VAL:CA	7	2.03
(1,33)	1:A:55:SER:C	2:B:101:VAL:CB	7	2.03
(1,33)	1:A:55:SER:C	2:B:101:VAL:CG1	7	2.03
(1,33)	1:A:55:SER:C	2:B:101:VAL:CG2	7	2.03
(1,33)	1:A:55:SER:C	2:B:101:VAL:H	7	2.03
(1,33)	1:A:55:SER:C	2:B:101:VAL:HA	7	2.03
(1,33)	1:A:55:SER:C	2:B:101:VAL:HB	7	2.03
(1,33)	1:A:55:SER:C	2:B:101:VAL:HG11	7	2.03
(1,33)	1:A:55:SER:C	2:B:101:VAL:HG12	7	2.03
(1,33)	1:A:55:SER:C	2:B:101:VAL:HG13	7	2.03
(1,33)	1:A:55:SER:C	2:B:101:VAL:HG21	7	2.03
(1,33)	1:A:55:SER:C	2:B:101:VAL:HG22	7	2.03
(1,33)	1:A:55:SER:C	2:B:101:VAL:HG23	7	2.03
(1,33)	1:A:55:SER:C	2:B:101:VAL:N	7	2.03
(1,33)	1:A:55:SER:C	2:B:101:VAL:O	7	2.03
(1,33)	1:A:55:SER:CA	2:B:75:ILE:C	7	2.03
(1,33)	1:A:55:SER:CA	2:B:75:ILE:CA	7	2.03
(1,33)	1:A:55:SER:CA	2:B:75:ILE:CB	7	2.03
(1,33)	1:A:55:SER:CA	2:B:75:ILE:CD1	7	2.03
(1,33)	1:A:55:SER:CA	2:B:75:ILE:CG1	7	2.03
(1,33)	1:A:55:SER:CA	2:B:75:ILE:CG2	7	2.03
(1,33)	1:A:55:SER:CA	2:B:75:ILE:H	7	2.03
(1,33)	1:A:55:SER:CA	2:B:75:ILE:HA	7	2.03
(1,33)	1:A:55:SER:CA	2:B:75:ILE:HB	7	2.03
(1,33)	1:A:55:SER:CA	2:B:75:ILE:HD11	7	2.03
(1,33)	1:A:55:SER:CA	2:B:75:ILE:HD12	7	2.03
(1,33)	1:A:55:SER:CA	2:B:75:ILE:HD13	7	2.03
(1,33)	1:A:55:SER:CA	2:B:75:ILE:HG12	7	2.03
(1,33)	1:A:55:SER:CA	2:B:75:ILE:HG13	7	2.03
(1,33)	1:A:55:SER:CA	2:B:75:ILE:HG21	7	2.03
(1,33)	1:A:55:SER:CA	2:B:75:ILE:HG22	7	2.03
(1,33)	1:A:55:SER:CA	2:B:75:ILE:HG23	7	2.03
(1,33)	1:A:55:SER:CA	2:B:75:ILE:N	7	2.03
(1,33)	1:A:55:SER:CA	2:B:75:ILE:O	7	2.03
(1,33)	1:A:55:SER:CA	2:B:77:ALA:C	7	2.03
(1,33)	1:A:55:SER:CA	2:B:77:ALA:CA	7	2.03
(1,33)	1:A:55:SER:CA	2:B:77:ALA:CB	7	2.03
(1,33)	1:A:55:SER:CA	2:B:77:ALA:H	7	2.03
(1,33)	1:A:55:SER:CA	2:B:77:ALA:HA	7	2.03
(1,33)	1:A:55:SER:CA	2:B:77:ALA:HB1	7	2.03
(1,33)	1:A:55:SER:CA	2:B:77:ALA:HB2	7	2.03

*Continued on next page...*

*Continued from previous page...*

Key	Atom-1	Atom-2	Model ID	Violation (Å)
(1,33)	1:A:55:SER:CA	2:B:77:ALA:HB3	7	2.03
(1,33)	1:A:55:SER:CA	2:B:77:ALA:N	7	2.03
(1,33)	1:A:55:SER:CA	2:B:77:ALA:O	7	2.03
(1,33)	1:A:55:SER:CA	2:B:78:GLY:C	7	2.03
(1,33)	1:A:55:SER:CA	2:B:78:GLY:CA	7	2.03
(1,33)	1:A:55:SER:CA	2:B:78:GLY:H	7	2.03
(1,33)	1:A:55:SER:CA	2:B:78:GLY:HA2	7	2.03
(1,33)	1:A:55:SER:CA	2:B:78:GLY:HA3	7	2.03
(1,33)	1:A:55:SER:CA	2:B:78:GLY:N	7	2.03
(1,33)	1:A:55:SER:CA	2:B:78:GLY:O	7	2.03
(1,33)	1:A:55:SER:CA	2:B:79:LYS:C	7	2.03
(1,33)	1:A:55:SER:CA	2:B:79:LYS:CA	7	2.03
(1,33)	1:A:55:SER:CA	2:B:79:LYS:CB	7	2.03
(1,33)	1:A:55:SER:CA	2:B:79:LYS:CD	7	2.03
(1,33)	1:A:55:SER:CA	2:B:79:LYS:CE	7	2.03
(1,33)	1:A:55:SER:CA	2:B:79:LYS:CG	7	2.03
(1,33)	1:A:55:SER:CA	2:B:79:LYS:H	7	2.03
(1,33)	1:A:55:SER:CA	2:B:79:LYS:HA	7	2.03
(1,33)	1:A:55:SER:CA	2:B:79:LYS:HB2	7	2.03
(1,33)	1:A:55:SER:CA	2:B:79:LYS:HB3	7	2.03
(1,33)	1:A:55:SER:CA	2:B:79:LYS:HD2	7	2.03
(1,33)	1:A:55:SER:CA	2:B:79:LYS:HD3	7	2.03
(1,33)	1:A:55:SER:CA	2:B:79:LYS:HE2	7	2.03
(1,33)	1:A:55:SER:CA	2:B:79:LYS:HE3	7	2.03
(1,33)	1:A:55:SER:CA	2:B:79:LYS:HG2	7	2.03
(1,33)	1:A:55:SER:CA	2:B:79:LYS:HG3	7	2.03
(1,33)	1:A:55:SER:CA	2:B:79:LYS:HZ1	7	2.03
(1,33)	1:A:55:SER:CA	2:B:79:LYS:HZ2	7	2.03
(1,33)	1:A:55:SER:CA	2:B:79:LYS:HZ3	7	2.03
(1,33)	1:A:55:SER:CA	2:B:79:LYS:N	7	2.03
(1,33)	1:A:55:SER:CA	2:B:79:LYS:NZ	7	2.03
(1,33)	1:A:55:SER:CA	2:B:79:LYS:O	7	2.03
(1,33)	1:A:55:SER:CA	2:B:80:ILE:C	7	2.03
(1,33)	1:A:55:SER:CA	2:B:80:ILE:CA	7	2.03
(1,33)	1:A:55:SER:CA	2:B:80:ILE:CB	7	2.03
(1,33)	1:A:55:SER:CA	2:B:80:ILE:CD1	7	2.03
(1,33)	1:A:55:SER:CA	2:B:80:ILE:CG1	7	2.03
(1,33)	1:A:55:SER:CA	2:B:80:ILE:CG2	7	2.03
(1,33)	1:A:55:SER:CA	2:B:80:ILE:H	7	2.03
(1,33)	1:A:55:SER:CA	2:B:80:ILE:HA	7	2.03
(1,33)	1:A:55:SER:CA	2:B:80:ILE:HB	7	2.03
(1,33)	1:A:55:SER:CA	2:B:80:ILE:HD11	7	2.03

*Continued on next page...*

*Continued from previous page...*

Key	Atom-1	Atom-2	Model ID	Violation (Å)
(1,33)	1:A:55:SER:CA	2:B:80:ILE:HD12	7	2.03
(1,33)	1:A:55:SER:CA	2:B:80:ILE:HD13	7	2.03
(1,33)	1:A:55:SER:CA	2:B:80:ILE:HG12	7	2.03
(1,33)	1:A:55:SER:CA	2:B:80:ILE:HG13	7	2.03
(1,33)	1:A:55:SER:CA	2:B:80:ILE:HG21	7	2.03
(1,33)	1:A:55:SER:CA	2:B:80:ILE:HG22	7	2.03
(1,33)	1:A:55:SER:CA	2:B:80:ILE:HG23	7	2.03
(1,33)	1:A:55:SER:CA	2:B:80:ILE:N	7	2.03
(1,33)	1:A:55:SER:CA	2:B:80:ILE:O	7	2.03
(1,33)	1:A:55:SER:CA	2:B:84:GLN:C	7	2.03
(1,33)	1:A:55:SER:CA	2:B:84:GLN:CA	7	2.03
(1,33)	1:A:55:SER:CA	2:B:84:GLN:CB	7	2.03
(1,33)	1:A:55:SER:CA	2:B:84:GLN:CD	7	2.03
(1,33)	1:A:55:SER:CA	2:B:84:GLN:CG	7	2.03
(1,33)	1:A:55:SER:CA	2:B:84:GLN:H	7	2.03
(1,33)	1:A:55:SER:CA	2:B:84:GLN:HA	7	2.03
(1,33)	1:A:55:SER:CA	2:B:84:GLN:HB2	7	2.03
(1,33)	1:A:55:SER:CA	2:B:84:GLN:HB3	7	2.03
(1,33)	1:A:55:SER:CA	2:B:84:GLN:HE21	7	2.03
(1,33)	1:A:55:SER:CA	2:B:84:GLN:HE22	7	2.03
(1,33)	1:A:55:SER:CA	2:B:84:GLN:HG2	7	2.03
(1,33)	1:A:55:SER:CA	2:B:84:GLN:HG3	7	2.03
(1,33)	1:A:55:SER:CA	2:B:84:GLN:N	7	2.03
(1,33)	1:A:55:SER:CA	2:B:84:GLN:NE2	7	2.03
(1,33)	1:A:55:SER:CA	2:B:84:GLN:O	7	2.03
(1,33)	1:A:55:SER:CA	2:B:84:GLN:OE1	7	2.03
(1,33)	1:A:55:SER:CA	2:B:97:THR:C	7	2.03
(1,33)	1:A:55:SER:CA	2:B:97:THR:CA	7	2.03
(1,33)	1:A:55:SER:CA	2:B:97:THR:CB	7	2.03
(1,33)	1:A:55:SER:CA	2:B:97:THR:CG2	7	2.03
(1,33)	1:A:55:SER:CA	2:B:97:THR:H	7	2.03
(1,33)	1:A:55:SER:CA	2:B:97:THR:HA	7	2.03
(1,33)	1:A:55:SER:CA	2:B:97:THR:HB	7	2.03
(1,33)	1:A:55:SER:CA	2:B:97:THR:HG1	7	2.03
(1,33)	1:A:55:SER:CA	2:B:97:THR:HG21	7	2.03
(1,33)	1:A:55:SER:CA	2:B:97:THR:HG22	7	2.03
(1,33)	1:A:55:SER:CA	2:B:97:THR:HG23	7	2.03
(1,33)	1:A:55:SER:CA	2:B:97:THR:N	7	2.03
(1,33)	1:A:55:SER:CA	2:B:97:THR:O	7	2.03
(1,33)	1:A:55:SER:CA	2:B:97:THR:OG1	7	2.03
(1,33)	1:A:55:SER:CA	2:B:99:HIS:C	7	2.03
(1,33)	1:A:55:SER:CA	2:B:99:HIS:CA	7	2.03

*Continued on next page...*



*Continued from previous page...*

Key	Atom-1	Atom-2	Model ID	Violation (Å)
(1,33)	1:A:55:SER:CA	2:B:99:HIS:CB	7	2.03
(1,33)	1:A:55:SER:CA	2:B:99:HIS:CD2	7	2.03
(1,33)	1:A:55:SER:CA	2:B:99:HIS:CE1	7	2.03
(1,33)	1:A:55:SER:CA	2:B:99:HIS:CG	7	2.03
(1,33)	1:A:55:SER:CA	2:B:99:HIS:H	7	2.03
(1,33)	1:A:55:SER:CA	2:B:99:HIS:HA	7	2.03
(1,33)	1:A:55:SER:CA	2:B:99:HIS:HB2	7	2.03
(1,33)	1:A:55:SER:CA	2:B:99:HIS:HB3	7	2.03
(1,33)	1:A:55:SER:CA	2:B:99:HIS:HD1	7	2.03
(1,33)	1:A:55:SER:CA	2:B:99:HIS:HD2	7	2.03
(1,33)	1:A:55:SER:CA	2:B:99:HIS:HE1	7	2.03
(1,33)	1:A:55:SER:CA	2:B:99:HIS:HE2	7	2.03
(1,33)	1:A:55:SER:CA	2:B:99:HIS:N	7	2.03
(1,33)	1:A:55:SER:CA	2:B:99:HIS:ND1	7	2.03
(1,33)	1:A:55:SER:CA	2:B:99:HIS:NE2	7	2.03
(1,33)	1:A:55:SER:CA	2:B:99:HIS:O	7	2.03
(1,33)	1:A:55:SER:CA	2:B:101:VAL:C	7	2.03
(1,33)	1:A:55:SER:CA	2:B:101:VAL:CA	7	2.03
(1,33)	1:A:55:SER:CA	2:B:101:VAL:CB	7	2.03
(1,33)	1:A:55:SER:CA	2:B:101:VAL:CG1	7	2.03
(1,33)	1:A:55:SER:CA	2:B:101:VAL:CG2	7	2.03
(1,33)	1:A:55:SER:CA	2:B:101:VAL:H	7	2.03
(1,33)	1:A:55:SER:CA	2:B:101:VAL:HA	7	2.03
(1,33)	1:A:55:SER:CA	2:B:101:VAL:HB	7	2.03
(1,33)	1:A:55:SER:CA	2:B:101:VAL:HG11	7	2.03
(1,33)	1:A:55:SER:CA	2:B:101:VAL:HG12	7	2.03
(1,33)	1:A:55:SER:CA	2:B:101:VAL:HG13	7	2.03
(1,33)	1:A:55:SER:CA	2:B:101:VAL:HG21	7	2.03
(1,33)	1:A:55:SER:CA	2:B:101:VAL:HG22	7	2.03
(1,33)	1:A:55:SER:CA	2:B:101:VAL:HG23	7	2.03
(1,33)	1:A:55:SER:CA	2:B:101:VAL:N	7	2.03
(1,33)	1:A:55:SER:CA	2:B:101:VAL:O	7	2.03
(1,33)	1:A:55:SER:CB	2:B:75:ILE:C	7	2.03
(1,33)	1:A:55:SER:CB	2:B:75:ILE:CA	7	2.03
(1,33)	1:A:55:SER:CB	2:B:75:ILE:CB	7	2.03
(1,33)	1:A:55:SER:CB	2:B:75:ILE:CD1	7	2.03
(1,33)	1:A:55:SER:CB	2:B:75:ILE:CG1	7	2.03
(1,33)	1:A:55:SER:CB	2:B:75:ILE:CG2	7	2.03
(1,33)	1:A:55:SER:CB	2:B:75:ILE:H	7	2.03
(1,33)	1:A:55:SER:CB	2:B:75:ILE:HA	7	2.03
(1,33)	1:A:55:SER:CB	2:B:75:ILE:HB	7	2.03
(1,33)	1:A:55:SER:CB	2:B:75:ILE:HD11	7	2.03

*Continued on next page...*

*Continued from previous page...*

Key	Atom-1	Atom-2	Model ID	Violation (Å)
(1,33)	1:A:55:SER:CB	2:B:75:ILE:HD12	7	2.03
(1,33)	1:A:55:SER:CB	2:B:75:ILE:HD13	7	2.03
(1,33)	1:A:55:SER:CB	2:B:75:ILE:HG12	7	2.03
(1,33)	1:A:55:SER:CB	2:B:75:ILE:HG13	7	2.03
(1,33)	1:A:55:SER:CB	2:B:75:ILE:HG21	7	2.03
(1,33)	1:A:55:SER:CB	2:B:75:ILE:HG22	7	2.03
(1,33)	1:A:55:SER:CB	2:B:75:ILE:HG23	7	2.03
(1,33)	1:A:55:SER:CB	2:B:75:ILE:N	7	2.03
(1,33)	1:A:55:SER:CB	2:B:75:ILE:O	7	2.03
(1,33)	1:A:55:SER:CB	2:B:77:ALA:C	7	2.03
(1,33)	1:A:55:SER:CB	2:B:77:ALA:CA	7	2.03
(1,33)	1:A:55:SER:CB	2:B:77:ALA:CB	7	2.03
(1,33)	1:A:55:SER:CB	2:B:77:ALA:H	7	2.03
(1,33)	1:A:55:SER:CB	2:B:77:ALA:HA	7	2.03
(1,33)	1:A:55:SER:CB	2:B:77:ALA:HB1	7	2.03
(1,33)	1:A:55:SER:CB	2:B:77:ALA:HB2	7	2.03
(1,33)	1:A:55:SER:CB	2:B:77:ALA:HB3	7	2.03
(1,33)	1:A:55:SER:CB	2:B:77:ALA:N	7	2.03
(1,33)	1:A:55:SER:CB	2:B:77:ALA:O	7	2.03
(1,33)	1:A:55:SER:CB	2:B:78:GLY:C	7	2.03
(1,33)	1:A:55:SER:CB	2:B:78:GLY:CA	7	2.03
(1,33)	1:A:55:SER:CB	2:B:78:GLY:H	7	2.03
(1,33)	1:A:55:SER:CB	2:B:78:GLY:HA2	7	2.03
(1,33)	1:A:55:SER:CB	2:B:78:GLY:HA3	7	2.03
(1,33)	1:A:55:SER:CB	2:B:78:GLY:N	7	2.03
(1,33)	1:A:55:SER:CB	2:B:78:GLY:O	7	2.03
(1,33)	1:A:55:SER:CB	2:B:79:LYS:C	7	2.03
(1,33)	1:A:55:SER:CB	2:B:79:LYS:CA	7	2.03
(1,33)	1:A:55:SER:CB	2:B:79:LYS:CB	7	2.03
(1,33)	1:A:55:SER:CB	2:B:79:LYS:CD	7	2.03
(1,33)	1:A:55:SER:CB	2:B:79:LYS:CE	7	2.03
(1,33)	1:A:55:SER:CB	2:B:79:LYS:CG	7	2.03
(1,33)	1:A:55:SER:CB	2:B:79:LYS:H	7	2.03
(1,33)	1:A:55:SER:CB	2:B:79:LYS:HA	7	2.03
(1,33)	1:A:55:SER:CB	2:B:79:LYS:HB2	7	2.03
(1,33)	1:A:55:SER:CB	2:B:79:LYS:HB3	7	2.03
(1,33)	1:A:55:SER:CB	2:B:79:LYS:HD2	7	2.03
(1,33)	1:A:55:SER:CB	2:B:79:LYS:HD3	7	2.03
(1,33)	1:A:55:SER:CB	2:B:79:LYS:HE2	7	2.03
(1,33)	1:A:55:SER:CB	2:B:79:LYS:HE3	7	2.03
(1,33)	1:A:55:SER:CB	2:B:79:LYS:HG2	7	2.03
(1,33)	1:A:55:SER:CB	2:B:79:LYS:HG3	7	2.03

*Continued on next page...*

*Continued from previous page...*

Key	Atom-1	Atom-2	Model ID	Violation (Å)
(1,33)	1:A:55:SER:CB	2:B:79:LYS:HZ1	7	2.03
(1,33)	1:A:55:SER:CB	2:B:79:LYS:HZ2	7	2.03
(1,33)	1:A:55:SER:CB	2:B:79:LYS:HZ3	7	2.03
(1,33)	1:A:55:SER:CB	2:B:79:LYS:N	7	2.03
(1,33)	1:A:55:SER:CB	2:B:79:LYS:NZ	7	2.03
(1,33)	1:A:55:SER:CB	2:B:79:LYS:O	7	2.03
(1,33)	1:A:55:SER:CB	2:B:80:ILE:C	7	2.03
(1,33)	1:A:55:SER:CB	2:B:80:ILE:CA	7	2.03
(1,33)	1:A:55:SER:CB	2:B:80:ILE:CB	7	2.03
(1,33)	1:A:55:SER:CB	2:B:80:ILE:CD1	7	2.03
(1,33)	1:A:55:SER:CB	2:B:80:ILE:CG1	7	2.03
(1,33)	1:A:55:SER:CB	2:B:80:ILE:CG2	7	2.03
(1,33)	1:A:55:SER:CB	2:B:80:ILE:H	7	2.03
(1,33)	1:A:55:SER:CB	2:B:80:ILE:HA	7	2.03
(1,33)	1:A:55:SER:CB	2:B:80:ILE:HB	7	2.03
(1,33)	1:A:55:SER:CB	2:B:80:ILE:HD11	7	2.03
(1,33)	1:A:55:SER:CB	2:B:80:ILE:HD12	7	2.03
(1,33)	1:A:55:SER:CB	2:B:80:ILE:HD13	7	2.03
(1,33)	1:A:55:SER:CB	2:B:80:ILE:HG12	7	2.03
(1,33)	1:A:55:SER:CB	2:B:80:ILE:HG13	7	2.03
(1,33)	1:A:55:SER:CB	2:B:80:ILE:HG21	7	2.03
(1,33)	1:A:55:SER:CB	2:B:80:ILE:HG22	7	2.03
(1,33)	1:A:55:SER:CB	2:B:80:ILE:HG23	7	2.03
(1,33)	1:A:55:SER:CB	2:B:80:ILE:N	7	2.03
(1,33)	1:A:55:SER:CB	2:B:80:ILE:O	7	2.03
(1,33)	1:A:55:SER:CB	2:B:84:GLN:C	7	2.03
(1,33)	1:A:55:SER:CB	2:B:84:GLN:CA	7	2.03
(1,33)	1:A:55:SER:CB	2:B:84:GLN:CB	7	2.03
(1,33)	1:A:55:SER:CB	2:B:84:GLN:CD	7	2.03
(1,33)	1:A:55:SER:CB	2:B:84:GLN:CG	7	2.03
(1,33)	1:A:55:SER:CB	2:B:84:GLN:H	7	2.03
(1,33)	1:A:55:SER:CB	2:B:84:GLN:HA	7	2.03
(1,33)	1:A:55:SER:CB	2:B:84:GLN:HB2	7	2.03
(1,33)	1:A:55:SER:CB	2:B:84:GLN:HB3	7	2.03
(1,33)	1:A:55:SER:CB	2:B:84:GLN:HE21	7	2.03
(1,33)	1:A:55:SER:CB	2:B:84:GLN:HE22	7	2.03
(1,33)	1:A:55:SER:CB	2:B:84:GLN:HG2	7	2.03
(1,33)	1:A:55:SER:CB	2:B:84:GLN:HG3	7	2.03
(1,33)	1:A:55:SER:CB	2:B:84:GLN:N	7	2.03
(1,33)	1:A:55:SER:CB	2:B:84:GLN:NE2	7	2.03
(1,33)	1:A:55:SER:CB	2:B:84:GLN:O	7	2.03
(1,33)	1:A:55:SER:CB	2:B:84:GLN:OE1	7	2.03

*Continued on next page...*

*Continued from previous page...*

Key	Atom-1	Atom-2	Model ID	Violation (Å)
(1,33)	1:A:55:SER:CB	2:B:97:THR:C	7	2.03
(1,33)	1:A:55:SER:CB	2:B:97:THR:CA	7	2.03
(1,33)	1:A:55:SER:CB	2:B:97:THR:CB	7	2.03
(1,33)	1:A:55:SER:CB	2:B:97:THR:CG2	7	2.03
(1,33)	1:A:55:SER:CB	2:B:97:THR:H	7	2.03
(1,33)	1:A:55:SER:CB	2:B:97:THR:HA	7	2.03
(1,33)	1:A:55:SER:CB	2:B:97:THR:HB	7	2.03
(1,33)	1:A:55:SER:CB	2:B:97:THR:HG1	7	2.03
(1,33)	1:A:55:SER:CB	2:B:97:THR:HG21	7	2.03
(1,33)	1:A:55:SER:CB	2:B:97:THR:HG22	7	2.03
(1,33)	1:A:55:SER:CB	2:B:97:THR:HG23	7	2.03
(1,33)	1:A:55:SER:CB	2:B:97:THR:N	7	2.03
(1,33)	1:A:55:SER:CB	2:B:97:THR:O	7	2.03
(1,33)	1:A:55:SER:CB	2:B:97:THR:OG1	7	2.03
(1,33)	1:A:55:SER:CB	2:B:99:HIS:C	7	2.03
(1,33)	1:A:55:SER:CB	2:B:99:HIS:CA	7	2.03
(1,33)	1:A:55:SER:CB	2:B:99:HIS:CB	7	2.03
(1,33)	1:A:55:SER:CB	2:B:99:HIS:CD2	7	2.03
(1,33)	1:A:55:SER:CB	2:B:99:HIS:CE1	7	2.03
(1,33)	1:A:55:SER:CB	2:B:99:HIS:CG	7	2.03
(1,33)	1:A:55:SER:CB	2:B:99:HIS:H	7	2.03
(1,33)	1:A:55:SER:CB	2:B:99:HIS:HA	7	2.03
(1,33)	1:A:55:SER:CB	2:B:99:HIS:HB2	7	2.03
(1,33)	1:A:55:SER:CB	2:B:99:HIS:HB3	7	2.03
(1,33)	1:A:55:SER:CB	2:B:99:HIS:HD1	7	2.03
(1,33)	1:A:55:SER:CB	2:B:99:HIS:HD2	7	2.03
(1,33)	1:A:55:SER:CB	2:B:99:HIS:HE1	7	2.03
(1,33)	1:A:55:SER:CB	2:B:99:HIS:HE2	7	2.03
(1,33)	1:A:55:SER:CB	2:B:99:HIS:N	7	2.03
(1,33)	1:A:55:SER:CB	2:B:99:HIS:ND1	7	2.03
(1,33)	1:A:55:SER:CB	2:B:99:HIS:NE2	7	2.03
(1,33)	1:A:55:SER:CB	2:B:99:HIS:O	7	2.03
(1,33)	1:A:55:SER:CB	2:B:101:VAL:C	7	2.03
(1,33)	1:A:55:SER:CB	2:B:101:VAL:CA	7	2.03
(1,33)	1:A:55:SER:CB	2:B:101:VAL:CB	7	2.03
(1,33)	1:A:55:SER:CB	2:B:101:VAL:CG1	7	2.03
(1,33)	1:A:55:SER:CB	2:B:101:VAL:CG2	7	2.03
(1,33)	1:A:55:SER:CB	2:B:101:VAL:H	7	2.03
(1,33)	1:A:55:SER:CB	2:B:101:VAL:HA	7	2.03
(1,33)	1:A:55:SER:CB	2:B:101:VAL:HB	7	2.03
(1,33)	1:A:55:SER:CB	2:B:101:VAL:HG11	7	2.03
(1,33)	1:A:55:SER:CB	2:B:101:VAL:HG12	7	2.03

*Continued on next page...*

*Continued from previous page...*

Key	Atom-1	Atom-2	Model ID	Violation (Å)
(1,33)	1:A:55:SER:CB	2:B:101:VAL:HG13	7	2.03
(1,33)	1:A:55:SER:CB	2:B:101:VAL:HG21	7	2.03
(1,33)	1:A:55:SER:CB	2:B:101:VAL:HG22	7	2.03
(1,33)	1:A:55:SER:CB	2:B:101:VAL:HG23	7	2.03
(1,33)	1:A:55:SER:CB	2:B:101:VAL:N	7	2.03
(1,33)	1:A:55:SER:CB	2:B:101:VAL:O	7	2.03
(1,33)	1:A:55:SER:H	2:B:75:ILE:C	7	2.03
(1,33)	1:A:55:SER:H	2:B:75:ILE:CA	7	2.03
(1,33)	1:A:55:SER:H	2:B:75:ILE:CB	7	2.03
(1,33)	1:A:55:SER:H	2:B:75:ILE:CD1	7	2.03
(1,33)	1:A:55:SER:H	2:B:75:ILE:CG1	7	2.03
(1,33)	1:A:55:SER:H	2:B:75:ILE:CG2	7	2.03
(1,33)	1:A:55:SER:H	2:B:75:ILE:H	7	2.03
(1,33)	1:A:55:SER:H	2:B:75:ILE:HA	7	2.03
(1,33)	1:A:55:SER:H	2:B:75:ILE:HB	7	2.03
(1,33)	1:A:55:SER:H	2:B:75:ILE:HD11	7	2.03
(1,33)	1:A:55:SER:H	2:B:75:ILE:HD12	7	2.03
(1,33)	1:A:55:SER:H	2:B:75:ILE:HD13	7	2.03
(1,33)	1:A:55:SER:H	2:B:75:ILE:HG12	7	2.03
(1,33)	1:A:55:SER:H	2:B:75:ILE:HG13	7	2.03
(1,33)	1:A:55:SER:H	2:B:75:ILE:HG21	7	2.03
(1,33)	1:A:55:SER:H	2:B:75:ILE:HG22	7	2.03
(1,33)	1:A:55:SER:H	2:B:75:ILE:HG23	7	2.03
(1,33)	1:A:55:SER:H	2:B:75:ILE:N	7	2.03
(1,33)	1:A:55:SER:H	2:B:75:ILE:O	7	2.03
(1,33)	1:A:55:SER:H	2:B:77:ALA:C	7	2.03
(1,33)	1:A:55:SER:H	2:B:77:ALA:CA	7	2.03
(1,33)	1:A:55:SER:H	2:B:77:ALA:CB	7	2.03
(1,33)	1:A:55:SER:H	2:B:77:ALA:H	7	2.03
(1,33)	1:A:55:SER:H	2:B:77:ALA:HA	7	2.03
(1,33)	1:A:55:SER:H	2:B:77:ALA:HB1	7	2.03
(1,33)	1:A:55:SER:H	2:B:77:ALA:HB2	7	2.03
(1,33)	1:A:55:SER:H	2:B:77:ALA:HB3	7	2.03
(1,33)	1:A:55:SER:H	2:B:77:ALA:N	7	2.03
(1,33)	1:A:55:SER:H	2:B:77:ALA:O	7	2.03
(1,33)	1:A:55:SER:H	2:B:78:GLY:C	7	2.03
(1,33)	1:A:55:SER:H	2:B:78:GLY:CA	7	2.03
(1,33)	1:A:55:SER:H	2:B:78:GLY:H	7	2.03
(1,33)	1:A:55:SER:H	2:B:78:GLY:HA2	7	2.03
(1,33)	1:A:55:SER:H	2:B:78:GLY:HA3	7	2.03
(1,33)	1:A:55:SER:H	2:B:78:GLY:N	7	2.03
(1,33)	1:A:55:SER:H	2:B:78:GLY:O	7	2.03

*Continued on next page...*

*Continued from previous page...*

Key	Atom-1	Atom-2	Model ID	Violation (Å)
(1,33)	1:A:55:SER:H	2:B:79:LYS:C	7	2.03
(1,33)	1:A:55:SER:H	2:B:79:LYS:CA	7	2.03
(1,33)	1:A:55:SER:H	2:B:79:LYS:CB	7	2.03
(1,33)	1:A:55:SER:H	2:B:79:LYS:CD	7	2.03
(1,33)	1:A:55:SER:H	2:B:79:LYS:CE	7	2.03
(1,33)	1:A:55:SER:H	2:B:79:LYS:CG	7	2.03
(1,33)	1:A:55:SER:H	2:B:79:LYS:H	7	2.03
(1,33)	1:A:55:SER:H	2:B:79:LYS:HA	7	2.03
(1,33)	1:A:55:SER:H	2:B:79:LYS:HB2	7	2.03
(1,33)	1:A:55:SER:H	2:B:79:LYS:HB3	7	2.03
(1,33)	1:A:55:SER:H	2:B:79:LYS:HD2	7	2.03
(1,33)	1:A:55:SER:H	2:B:79:LYS:HD3	7	2.03
(1,33)	1:A:55:SER:H	2:B:79:LYS:HE2	7	2.03
(1,33)	1:A:55:SER:H	2:B:79:LYS:HE3	7	2.03
(1,33)	1:A:55:SER:H	2:B:79:LYS:HG2	7	2.03
(1,33)	1:A:55:SER:H	2:B:79:LYS:HG3	7	2.03
(1,33)	1:A:55:SER:H	2:B:79:LYS:HZ1	7	2.03
(1,33)	1:A:55:SER:H	2:B:79:LYS:HZ2	7	2.03
(1,33)	1:A:55:SER:H	2:B:79:LYS:HZ3	7	2.03
(1,33)	1:A:55:SER:H	2:B:79:LYS:N	7	2.03
(1,33)	1:A:55:SER:H	2:B:79:LYS:NZ	7	2.03
(1,33)	1:A:55:SER:H	2:B:79:LYS:O	7	2.03
(1,33)	1:A:55:SER:H	2:B:80:ILE:C	7	2.03
(1,33)	1:A:55:SER:H	2:B:80:ILE:CA	7	2.03
(1,33)	1:A:55:SER:H	2:B:80:ILE:CB	7	2.03
(1,33)	1:A:55:SER:H	2:B:80:ILE:CD1	7	2.03
(1,33)	1:A:55:SER:H	2:B:80:ILE:CG1	7	2.03
(1,33)	1:A:55:SER:H	2:B:80:ILE:CG2	7	2.03
(1,33)	1:A:55:SER:H	2:B:80:ILE:H	7	2.03
(1,33)	1:A:55:SER:H	2:B:80:ILE:HA	7	2.03
(1,33)	1:A:55:SER:H	2:B:80:ILE:HB	7	2.03
(1,33)	1:A:55:SER:H	2:B:80:ILE:HD11	7	2.03
(1,33)	1:A:55:SER:H	2:B:80:ILE:HD12	7	2.03
(1,33)	1:A:55:SER:H	2:B:80:ILE:HD13	7	2.03
(1,33)	1:A:55:SER:H	2:B:80:ILE:HG12	7	2.03
(1,33)	1:A:55:SER:H	2:B:80:ILE:HG13	7	2.03
(1,33)	1:A:55:SER:H	2:B:80:ILE:HG21	7	2.03
(1,33)	1:A:55:SER:H	2:B:80:ILE:HG22	7	2.03
(1,33)	1:A:55:SER:H	2:B:80:ILE:HG23	7	2.03
(1,33)	1:A:55:SER:H	2:B:80:ILE:N	7	2.03
(1,33)	1:A:55:SER:H	2:B:80:ILE:O	7	2.03
(1,33)	1:A:55:SER:H	2:B:84:GLN:C	7	2.03

*Continued on next page...*

*Continued from previous page...*

Key	Atom-1	Atom-2	Model ID	Violation (Å)
(1,33)	1:A:55:SER:H	2:B:84:GLN:CA	7	2.03
(1,33)	1:A:55:SER:H	2:B:84:GLN:CB	7	2.03
(1,33)	1:A:55:SER:H	2:B:84:GLN:CD	7	2.03
(1,33)	1:A:55:SER:H	2:B:84:GLN:CG	7	2.03
(1,33)	1:A:55:SER:H	2:B:84:GLN:H	7	2.03
(1,33)	1:A:55:SER:H	2:B:84:GLN:HA	7	2.03
(1,33)	1:A:55:SER:H	2:B:84:GLN:HB2	7	2.03
(1,33)	1:A:55:SER:H	2:B:84:GLN:HB3	7	2.03
(1,33)	1:A:55:SER:H	2:B:84:GLN:HE21	7	2.03
(1,33)	1:A:55:SER:H	2:B:84:GLN:HE22	7	2.03
(1,33)	1:A:55:SER:H	2:B:84:GLN:HG2	7	2.03
(1,33)	1:A:55:SER:H	2:B:84:GLN:HG3	7	2.03
(1,33)	1:A:55:SER:H	2:B:84:GLN:N	7	2.03
(1,33)	1:A:55:SER:H	2:B:84:GLN:NE2	7	2.03
(1,33)	1:A:55:SER:H	2:B:84:GLN:O	7	2.03
(1,33)	1:A:55:SER:H	2:B:84:GLN:OE1	7	2.03
(1,33)	1:A:55:SER:H	2:B:97:THR:C	7	2.03
(1,33)	1:A:55:SER:H	2:B:97:THR:CA	7	2.03
(1,33)	1:A:55:SER:H	2:B:97:THR:CB	7	2.03
(1,33)	1:A:55:SER:H	2:B:97:THR:CG2	7	2.03
(1,33)	1:A:55:SER:H	2:B:97:THR:H	7	2.03
(1,33)	1:A:55:SER:H	2:B:97:THR:HA	7	2.03
(1,33)	1:A:55:SER:H	2:B:97:THR:HB	7	2.03
(1,33)	1:A:55:SER:H	2:B:97:THR:HG1	7	2.03
(1,33)	1:A:55:SER:H	2:B:97:THR:HG21	7	2.03
(1,33)	1:A:55:SER:H	2:B:97:THR:HG22	7	2.03
(1,33)	1:A:55:SER:H	2:B:97:THR:HG23	7	2.03
(1,33)	1:A:55:SER:H	2:B:97:THR:N	7	2.03
(1,33)	1:A:55:SER:H	2:B:97:THR:O	7	2.03
(1,33)	1:A:55:SER:H	2:B:97:THR:OG1	7	2.03
(1,33)	1:A:55:SER:H	2:B:99:HIS:C	7	2.03
(1,33)	1:A:55:SER:H	2:B:99:HIS:CA	7	2.03
(1,33)	1:A:55:SER:H	2:B:99:HIS:CB	7	2.03
(1,33)	1:A:55:SER:H	2:B:99:HIS:CD2	7	2.03
(1,33)	1:A:55:SER:H	2:B:99:HIS:CE1	7	2.03
(1,33)	1:A:55:SER:H	2:B:99:HIS:CG	7	2.03
(1,33)	1:A:55:SER:H	2:B:99:HIS:H	7	2.03
(1,33)	1:A:55:SER:H	2:B:99:HIS:HA	7	2.03
(1,33)	1:A:55:SER:H	2:B:99:HIS:HB2	7	2.03
(1,33)	1:A:55:SER:H	2:B:99:HIS:HB3	7	2.03
(1,33)	1:A:55:SER:H	2:B:99:HIS:HD1	7	2.03
(1,33)	1:A:55:SER:H	2:B:99:HIS:HD2	7	2.03

*Continued on next page...*

*Continued from previous page...*

Key	Atom-1	Atom-2	Model ID	Violation (Å)
(1,33)	1:A:55:SER:H	2:B:99:HIS:HE1	7	2.03
(1,33)	1:A:55:SER:H	2:B:99:HIS:HE2	7	2.03
(1,33)	1:A:55:SER:H	2:B:99:HIS:N	7	2.03
(1,33)	1:A:55:SER:H	2:B:99:HIS:ND1	7	2.03
(1,33)	1:A:55:SER:H	2:B:99:HIS:NE2	7	2.03
(1,33)	1:A:55:SER:H	2:B:99:HIS:O	7	2.03
(1,33)	1:A:55:SER:H	2:B:101:VAL:C	7	2.03
(1,33)	1:A:55:SER:H	2:B:101:VAL:CA	7	2.03
(1,33)	1:A:55:SER:H	2:B:101:VAL:CB	7	2.03
(1,33)	1:A:55:SER:H	2:B:101:VAL:CG1	7	2.03
(1,33)	1:A:55:SER:H	2:B:101:VAL:CG2	7	2.03
(1,33)	1:A:55:SER:H	2:B:101:VAL:H	7	2.03
(1,33)	1:A:55:SER:H	2:B:101:VAL:HA	7	2.03
(1,33)	1:A:55:SER:H	2:B:101:VAL:HB	7	2.03
(1,33)	1:A:55:SER:H	2:B:101:VAL:HG11	7	2.03
(1,33)	1:A:55:SER:H	2:B:101:VAL:HG12	7	2.03
(1,33)	1:A:55:SER:H	2:B:101:VAL:HG13	7	2.03
(1,33)	1:A:55:SER:H	2:B:101:VAL:HG21	7	2.03
(1,33)	1:A:55:SER:H	2:B:101:VAL:HG22	7	2.03
(1,33)	1:A:55:SER:H	2:B:101:VAL:HG23	7	2.03
(1,33)	1:A:55:SER:H	2:B:101:VAL:N	7	2.03
(1,33)	1:A:55:SER:H	2:B:101:VAL:O	7	2.03
(1,33)	1:A:55:SER:HA	2:B:75:ILE:C	7	2.03
(1,33)	1:A:55:SER:HA	2:B:75:ILE:CA	7	2.03
(1,33)	1:A:55:SER:HA	2:B:75:ILE:CB	7	2.03
(1,33)	1:A:55:SER:HA	2:B:75:ILE:CD1	7	2.03
(1,33)	1:A:55:SER:HA	2:B:75:ILE:CG1	7	2.03
(1,33)	1:A:55:SER:HA	2:B:75:ILE:CG2	7	2.03
(1,33)	1:A:55:SER:HA	2:B:75:ILE:H	7	2.03
(1,33)	1:A:55:SER:HA	2:B:75:ILE:HA	7	2.03
(1,33)	1:A:55:SER:HA	2:B:75:ILE:HB	7	2.03
(1,33)	1:A:55:SER:HA	2:B:75:ILE:HD11	7	2.03
(1,33)	1:A:55:SER:HA	2:B:75:ILE:HD12	7	2.03
(1,33)	1:A:55:SER:HA	2:B:75:ILE:HD13	7	2.03
(1,33)	1:A:55:SER:HA	2:B:75:ILE:HG12	7	2.03
(1,33)	1:A:55:SER:HA	2:B:75:ILE:HG13	7	2.03
(1,33)	1:A:55:SER:HA	2:B:75:ILE:HG21	7	2.03
(1,33)	1:A:55:SER:HA	2:B:75:ILE:HG22	7	2.03
(1,33)	1:A:55:SER:HA	2:B:75:ILE:HG23	7	2.03
(1,33)	1:A:55:SER:HA	2:B:75:ILE:N	7	2.03
(1,33)	1:A:55:SER:HA	2:B:75:ILE:O	7	2.03
(1,33)	1:A:55:SER:HA	2:B:77:ALA:C	7	2.03

*Continued on next page...*



*Continued from previous page...*

Key	Atom-1	Atom-2	Model ID	Violation (Å)
(1,33)	1:A:55:SER:HA	2:B:77:ALA:CA	7	2.03
(1,33)	1:A:55:SER:HA	2:B:77:ALA:CB	7	2.03
(1,33)	1:A:55:SER:HA	2:B:77:ALA:H	7	2.03
(1,33)	1:A:55:SER:HA	2:B:77:ALA:HA	7	2.03
(1,33)	1:A:55:SER:HA	2:B:77:ALA:HB1	7	2.03
(1,33)	1:A:55:SER:HA	2:B:77:ALA:HB2	7	2.03
(1,33)	1:A:55:SER:HA	2:B:77:ALA:HB3	7	2.03
(1,33)	1:A:55:SER:HA	2:B:77:ALA:N	7	2.03
(1,33)	1:A:55:SER:HA	2:B:77:ALA:O	7	2.03
(1,33)	1:A:55:SER:HA	2:B:78:GLY:C	7	2.03
(1,33)	1:A:55:SER:HA	2:B:78:GLY:CA	7	2.03
(1,33)	1:A:55:SER:HA	2:B:78:GLY:H	7	2.03
(1,33)	1:A:55:SER:HA	2:B:78:GLY:HA2	7	2.03
(1,33)	1:A:55:SER:HA	2:B:78:GLY:HA3	7	2.03
(1,33)	1:A:55:SER:HA	2:B:78:GLY:N	7	2.03
(1,33)	1:A:55:SER:HA	2:B:78:GLY:O	7	2.03
(1,33)	1:A:55:SER:HA	2:B:79:LYS:C	7	2.03
(1,33)	1:A:55:SER:HA	2:B:79:LYS:CA	7	2.03
(1,33)	1:A:55:SER:HA	2:B:79:LYS:CB	7	2.03
(1,33)	1:A:55:SER:HA	2:B:79:LYS:CD	7	2.03
(1,33)	1:A:55:SER:HA	2:B:79:LYS:CE	7	2.03
(1,33)	1:A:55:SER:HA	2:B:79:LYS:CG	7	2.03
(1,33)	1:A:55:SER:HA	2:B:79:LYS:H	7	2.03
(1,33)	1:A:55:SER:HA	2:B:79:LYS:HA	7	2.03
(1,33)	1:A:55:SER:HA	2:B:79:LYS:HB2	7	2.03
(1,33)	1:A:55:SER:HA	2:B:79:LYS:HB3	7	2.03
(1,33)	1:A:55:SER:HA	2:B:79:LYS:HD2	7	2.03
(1,33)	1:A:55:SER:HA	2:B:79:LYS:HD3	7	2.03
(1,33)	1:A:55:SER:HA	2:B:79:LYS:HE2	7	2.03
(1,33)	1:A:55:SER:HA	2:B:79:LYS:HE3	7	2.03
(1,33)	1:A:55:SER:HA	2:B:79:LYS:HG2	7	2.03
(1,33)	1:A:55:SER:HA	2:B:79:LYS:HG3	7	2.03
(1,33)	1:A:55:SER:HA	2:B:79:LYS:HZ1	7	2.03
(1,33)	1:A:55:SER:HA	2:B:79:LYS:HZ2	7	2.03
(1,33)	1:A:55:SER:HA	2:B:79:LYS:HZ3	7	2.03
(1,33)	1:A:55:SER:HA	2:B:79:LYS:N	7	2.03
(1,33)	1:A:55:SER:HA	2:B:79:LYS:NZ	7	2.03
(1,33)	1:A:55:SER:HA	2:B:79:LYS:O	7	2.03
(1,33)	1:A:55:SER:HA	2:B:80:ILE:C	7	2.03
(1,33)	1:A:55:SER:HA	2:B:80:ILE:CA	7	2.03
(1,33)	1:A:55:SER:HA	2:B:80:ILE:CB	7	2.03
(1,33)	1:A:55:SER:HA	2:B:80:ILE:CD1	7	2.03

*Continued on next page...*

*Continued from previous page...*

Key	Atom-1	Atom-2	Model ID	Violation (Å)
(1,33)	1:A:55:SER:HA	2:B:80:ILE:CG1	7	2.03
(1,33)	1:A:55:SER:HA	2:B:80:ILE:CG2	7	2.03
(1,33)	1:A:55:SER:HA	2:B:80:ILE:H	7	2.03
(1,33)	1:A:55:SER:HA	2:B:80:ILE:HA	7	2.03
(1,33)	1:A:55:SER:HA	2:B:80:ILE:HB	7	2.03
(1,33)	1:A:55:SER:HA	2:B:80:ILE:HD11	7	2.03
(1,33)	1:A:55:SER:HA	2:B:80:ILE:HD12	7	2.03
(1,33)	1:A:55:SER:HA	2:B:80:ILE:HD13	7	2.03
(1,33)	1:A:55:SER:HA	2:B:80:ILE:HG12	7	2.03
(1,33)	1:A:55:SER:HA	2:B:80:ILE:HG13	7	2.03
(1,33)	1:A:55:SER:HA	2:B:80:ILE:HG21	7	2.03
(1,33)	1:A:55:SER:HA	2:B:80:ILE:HG22	7	2.03
(1,33)	1:A:55:SER:HA	2:B:80:ILE:HG23	7	2.03
(1,33)	1:A:55:SER:HA	2:B:80:ILE:N	7	2.03
(1,33)	1:A:55:SER:HA	2:B:80:ILE:O	7	2.03
(1,33)	1:A:55:SER:HA	2:B:84:GLN:C	7	2.03
(1,33)	1:A:55:SER:HA	2:B:84:GLN:CA	7	2.03
(1,33)	1:A:55:SER:HA	2:B:84:GLN:CB	7	2.03
(1,33)	1:A:55:SER:HA	2:B:84:GLN:CD	7	2.03
(1,33)	1:A:55:SER:HA	2:B:84:GLN:CG	7	2.03
(1,33)	1:A:55:SER:HA	2:B:84:GLN:H	7	2.03
(1,33)	1:A:55:SER:HA	2:B:84:GLN:HA	7	2.03
(1,33)	1:A:55:SER:HA	2:B:84:GLN:HB2	7	2.03
(1,33)	1:A:55:SER:HA	2:B:84:GLN:HB3	7	2.03
(1,33)	1:A:55:SER:HA	2:B:84:GLN:HE21	7	2.03
(1,33)	1:A:55:SER:HA	2:B:84:GLN:HE22	7	2.03
(1,33)	1:A:55:SER:HA	2:B:84:GLN:HG2	7	2.03
(1,33)	1:A:55:SER:HA	2:B:84:GLN:HG3	7	2.03
(1,33)	1:A:55:SER:HA	2:B:84:GLN:N	7	2.03
(1,33)	1:A:55:SER:HA	2:B:84:GLN:NE2	7	2.03
(1,33)	1:A:55:SER:HA	2:B:84:GLN:O	7	2.03
(1,33)	1:A:55:SER:HA	2:B:84:GLN:OE1	7	2.03
(1,33)	1:A:55:SER:HA	2:B:97:THR:C	7	2.03
(1,33)	1:A:55:SER:HA	2:B:97:THR:CA	7	2.03
(1,33)	1:A:55:SER:HA	2:B:97:THR:CB	7	2.03
(1,33)	1:A:55:SER:HA	2:B:97:THR:CG2	7	2.03
(1,33)	1:A:55:SER:HA	2:B:97:THR:H	7	2.03
(1,33)	1:A:55:SER:HA	2:B:97:THR:HA	7	2.03
(1,33)	1:A:55:SER:HA	2:B:97:THR:HB	7	2.03
(1,33)	1:A:55:SER:HA	2:B:97:THR:HG1	7	2.03
(1,33)	1:A:55:SER:HA	2:B:97:THR:HG21	7	2.03
(1,33)	1:A:55:SER:HA	2:B:97:THR:HG22	7	2.03

*Continued on next page...*

*Continued from previous page...*

Key	Atom-1	Atom-2	Model ID	Violation (Å)
(1,33)	1:A:55:SER:HA	2:B:97:THR:HG23	7	2.03
(1,33)	1:A:55:SER:HA	2:B:97:THR:N	7	2.03
(1,33)	1:A:55:SER:HA	2:B:97:THR:O	7	2.03
(1,33)	1:A:55:SER:HA	2:B:97:THR:OG1	7	2.03
(1,33)	1:A:55:SER:HA	2:B:99:HIS:C	7	2.03
(1,33)	1:A:55:SER:HA	2:B:99:HIS:CA	7	2.03
(1,33)	1:A:55:SER:HA	2:B:99:HIS:CB	7	2.03
(1,33)	1:A:55:SER:HA	2:B:99:HIS:CD2	7	2.03
(1,33)	1:A:55:SER:HA	2:B:99:HIS:CE1	7	2.03
(1,33)	1:A:55:SER:HA	2:B:99:HIS:CG	7	2.03
(1,33)	1:A:55:SER:HA	2:B:99:HIS:H	7	2.03
(1,33)	1:A:55:SER:HA	2:B:99:HIS:HA	7	2.03
(1,33)	1:A:55:SER:HA	2:B:99:HIS:HB2	7	2.03
(1,33)	1:A:55:SER:HA	2:B:99:HIS:HB3	7	2.03
(1,33)	1:A:55:SER:HA	2:B:99:HIS:HD1	7	2.03
(1,33)	1:A:55:SER:HA	2:B:99:HIS:HD2	7	2.03
(1,33)	1:A:55:SER:HA	2:B:99:HIS:HE1	7	2.03
(1,33)	1:A:55:SER:HA	2:B:99:HIS:HE2	7	2.03
(1,33)	1:A:55:SER:HA	2:B:99:HIS:N	7	2.03
(1,33)	1:A:55:SER:HA	2:B:99:HIS:ND1	7	2.03
(1,33)	1:A:55:SER:HA	2:B:99:HIS:NE2	7	2.03
(1,33)	1:A:55:SER:HA	2:B:99:HIS:O	7	2.03
(1,33)	1:A:55:SER:HA	2:B:101:VAL:C	7	2.03
(1,33)	1:A:55:SER:HA	2:B:101:VAL:CA	7	2.03
(1,33)	1:A:55:SER:HA	2:B:101:VAL:CB	7	2.03
(1,33)	1:A:55:SER:HA	2:B:101:VAL:CG1	7	2.03
(1,33)	1:A:55:SER:HA	2:B:101:VAL:CG2	7	2.03
(1,33)	1:A:55:SER:HA	2:B:101:VAL:H	7	2.03
(1,33)	1:A:55:SER:HA	2:B:101:VAL:HA	7	2.03
(1,33)	1:A:55:SER:HA	2:B:101:VAL:HB	7	2.03
(1,33)	1:A:55:SER:HA	2:B:101:VAL:HG11	7	2.03
(1,33)	1:A:55:SER:HA	2:B:101:VAL:HG12	7	2.03
(1,33)	1:A:55:SER:HA	2:B:101:VAL:HG13	7	2.03
(1,33)	1:A:55:SER:HA	2:B:101:VAL:HG21	7	2.03
(1,33)	1:A:55:SER:HA	2:B:101:VAL:HG22	7	2.03
(1,33)	1:A:55:SER:HA	2:B:101:VAL:HG23	7	2.03
(1,33)	1:A:55:SER:HA	2:B:101:VAL:N	7	2.03
(1,33)	1:A:55:SER:HA	2:B:101:VAL:O	7	2.03
(1,33)	1:A:55:SER:HB2	2:B:75:ILE:C	7	2.03
(1,33)	1:A:55:SER:HB2	2:B:75:ILE:CA	7	2.03
(1,33)	1:A:55:SER:HB2	2:B:75:ILE:CB	7	2.03
(1,33)	1:A:55:SER:HB2	2:B:75:ILE:CD1	7	2.03

*Continued on next page...*

*Continued from previous page...*

Key	Atom-1	Atom-2	Model ID	Violation (Å)
(1,33)	1:A:55:SER:HB2	2:B:75:ILE:CG1	7	2.03
(1,33)	1:A:55:SER:HB2	2:B:75:ILE:CG2	7	2.03
(1,33)	1:A:55:SER:HB2	2:B:75:ILE:H	7	2.03
(1,33)	1:A:55:SER:HB2	2:B:75:ILE:HA	7	2.03
(1,33)	1:A:55:SER:HB2	2:B:75:ILE:HB	7	2.03
(1,33)	1:A:55:SER:HB2	2:B:75:ILE:HD11	7	2.03
(1,33)	1:A:55:SER:HB2	2:B:75:ILE:HD12	7	2.03
(1,33)	1:A:55:SER:HB2	2:B:75:ILE:HD13	7	2.03
(1,33)	1:A:55:SER:HB2	2:B:75:ILE:HG12	7	2.03
(1,33)	1:A:55:SER:HB2	2:B:75:ILE:HG13	7	2.03
(1,33)	1:A:55:SER:HB2	2:B:75:ILE:HG21	7	2.03
(1,33)	1:A:55:SER:HB2	2:B:75:ILE:HG22	7	2.03
(1,33)	1:A:55:SER:HB2	2:B:75:ILE:HG23	7	2.03
(1,33)	1:A:55:SER:HB2	2:B:75:ILE:N	7	2.03
(1,33)	1:A:55:SER:HB2	2:B:75:ILE:O	7	2.03
(1,33)	1:A:55:SER:HB2	2:B:77:ALA:C	7	2.03
(1,33)	1:A:55:SER:HB2	2:B:77:ALA:CA	7	2.03
(1,33)	1:A:55:SER:HB2	2:B:77:ALA:CB	7	2.03
(1,33)	1:A:55:SER:HB2	2:B:77:ALA:H	7	2.03
(1,33)	1:A:55:SER:HB2	2:B:77:ALA:HA	7	2.03
(1,33)	1:A:55:SER:HB2	2:B:77:ALA:HB1	7	2.03
(1,33)	1:A:55:SER:HB2	2:B:77:ALA:HB2	7	2.03
(1,33)	1:A:55:SER:HB2	2:B:77:ALA:HB3	7	2.03
(1,33)	1:A:55:SER:HB2	2:B:77:ALA:N	7	2.03
(1,33)	1:A:55:SER:HB2	2:B:77:ALA:O	7	2.03
(1,33)	1:A:55:SER:HB2	2:B:78:GLY:C	7	2.03
(1,33)	1:A:55:SER:HB2	2:B:78:GLY:CA	7	2.03
(1,33)	1:A:55:SER:HB2	2:B:78:GLY:H	7	2.03
(1,33)	1:A:55:SER:HB2	2:B:78:GLY:HA2	7	2.03
(1,33)	1:A:55:SER:HB2	2:B:78:GLY:HA3	7	2.03
(1,33)	1:A:55:SER:HB2	2:B:78:GLY:N	7	2.03
(1,33)	1:A:55:SER:HB2	2:B:78:GLY:O	7	2.03
(1,33)	1:A:55:SER:HB2	2:B:79:LYS:C	7	2.03
(1,33)	1:A:55:SER:HB2	2:B:79:LYS:CA	7	2.03
(1,33)	1:A:55:SER:HB2	2:B:79:LYS:CB	7	2.03
(1,33)	1:A:55:SER:HB2	2:B:79:LYS:CD	7	2.03
(1,33)	1:A:55:SER:HB2	2:B:79:LYS:CE	7	2.03
(1,33)	1:A:55:SER:HB2	2:B:79:LYS:CG	7	2.03
(1,33)	1:A:55:SER:HB2	2:B:79:LYS:H	7	2.03
(1,33)	1:A:55:SER:HB2	2:B:79:LYS:HA	7	2.03
(1,33)	1:A:55:SER:HB2	2:B:79:LYS:HB2	7	2.03
(1,33)	1:A:55:SER:HB2	2:B:79:LYS:HB3	7	2.03

*Continued on next page...*

*Continued from previous page...*

Key	Atom-1	Atom-2	Model ID	Violation (Å)
(1,33)	1:A:55:SER:HB2	2:B:79:LYS:HD2	7	2.03
(1,33)	1:A:55:SER:HB2	2:B:79:LYS:HD3	7	2.03
(1,33)	1:A:55:SER:HB2	2:B:79:LYS:HE2	7	2.03
(1,33)	1:A:55:SER:HB2	2:B:79:LYS:HE3	7	2.03
(1,33)	1:A:55:SER:HB2	2:B:79:LYS:HG2	7	2.03
(1,33)	1:A:55:SER:HB2	2:B:79:LYS:HG3	7	2.03
(1,33)	1:A:55:SER:HB2	2:B:79:LYS:HZ1	7	2.03
(1,33)	1:A:55:SER:HB2	2:B:79:LYS:HZ2	7	2.03
(1,33)	1:A:55:SER:HB2	2:B:79:LYS:HZ3	7	2.03
(1,33)	1:A:55:SER:HB2	2:B:79:LYS:N	7	2.03
(1,33)	1:A:55:SER:HB2	2:B:79:LYS:NZ	7	2.03
(1,33)	1:A:55:SER:HB2	2:B:79:LYS:O	7	2.03
(1,33)	1:A:55:SER:HB2	2:B:80:ILE:C	7	2.03
(1,33)	1:A:55:SER:HB2	2:B:80:ILE:CA	7	2.03
(1,33)	1:A:55:SER:HB2	2:B:80:ILE:CB	7	2.03
(1,33)	1:A:55:SER:HB2	2:B:80:ILE:CD1	7	2.03
(1,33)	1:A:55:SER:HB2	2:B:80:ILE:CG1	7	2.03
(1,33)	1:A:55:SER:HB2	2:B:80:ILE:CG2	7	2.03
(1,33)	1:A:55:SER:HB2	2:B:80:ILE:H	7	2.03
(1,33)	1:A:55:SER:HB2	2:B:80:ILE:HA	7	2.03
(1,33)	1:A:55:SER:HB2	2:B:80:ILE:HB	7	2.03
(1,33)	1:A:55:SER:HB2	2:B:80:ILE:HD11	7	2.03
(1,33)	1:A:55:SER:HB2	2:B:80:ILE:HD12	7	2.03
(1,33)	1:A:55:SER:HB2	2:B:80:ILE:HD13	7	2.03
(1,33)	1:A:55:SER:HB2	2:B:80:ILE:HG12	7	2.03
(1,33)	1:A:55:SER:HB2	2:B:80:ILE:HG13	7	2.03
(1,33)	1:A:55:SER:HB2	2:B:80:ILE:HG21	7	2.03
(1,33)	1:A:55:SER:HB2	2:B:80:ILE:HG22	7	2.03
(1,33)	1:A:55:SER:HB2	2:B:80:ILE:HG23	7	2.03
(1,33)	1:A:55:SER:HB2	2:B:80:ILE:N	7	2.03
(1,33)	1:A:55:SER:HB2	2:B:80:ILE:O	7	2.03
(1,33)	1:A:55:SER:HB2	2:B:84:GLN:C	7	2.03
(1,33)	1:A:55:SER:HB2	2:B:84:GLN:CA	7	2.03
(1,33)	1:A:55:SER:HB2	2:B:84:GLN:CB	7	2.03
(1,33)	1:A:55:SER:HB2	2:B:84:GLN:CD	7	2.03
(1,33)	1:A:55:SER:HB2	2:B:84:GLN:CG	7	2.03
(1,33)	1:A:55:SER:HB2	2:B:84:GLN:H	7	2.03
(1,33)	1:A:55:SER:HB2	2:B:84:GLN:HA	7	2.03
(1,33)	1:A:55:SER:HB2	2:B:84:GLN:HB2	7	2.03
(1,33)	1:A:55:SER:HB2	2:B:84:GLN:HB3	7	2.03
(1,33)	1:A:55:SER:HB2	2:B:84:GLN:HE21	7	2.03
(1,33)	1:A:55:SER:HB2	2:B:84:GLN:HE22	7	2.03

*Continued on next page...*

*Continued from previous page...*

Key	Atom-1	Atom-2	Model ID	Violation (Å)
(1,33)	1:A:55:SER:HB2	2:B:84:GLN:HG2	7	2.03
(1,33)	1:A:55:SER:HB2	2:B:84:GLN:HG3	7	2.03
(1,33)	1:A:55:SER:HB2	2:B:84:GLN:N	7	2.03
(1,33)	1:A:55:SER:HB2	2:B:84:GLN:NE2	7	2.03
(1,33)	1:A:55:SER:HB2	2:B:84:GLN:O	7	2.03
(1,33)	1:A:55:SER:HB2	2:B:84:GLN:OE1	7	2.03
(1,33)	1:A:55:SER:HB2	2:B:97:THR:C	7	2.03
(1,33)	1:A:55:SER:HB2	2:B:97:THR:CA	7	2.03
(1,33)	1:A:55:SER:HB2	2:B:97:THR:CB	7	2.03
(1,33)	1:A:55:SER:HB2	2:B:97:THR:CG2	7	2.03
(1,33)	1:A:55:SER:HB2	2:B:97:THR:H	7	2.03
(1,33)	1:A:55:SER:HB2	2:B:97:THR:HA	7	2.03
(1,33)	1:A:55:SER:HB2	2:B:97:THR:HB	7	2.03
(1,33)	1:A:55:SER:HB2	2:B:97:THR:HG1	7	2.03
(1,33)	1:A:55:SER:HB2	2:B:97:THR:HG21	7	2.03
(1,33)	1:A:55:SER:HB2	2:B:97:THR:HG22	7	2.03
(1,33)	1:A:55:SER:HB2	2:B:97:THR:HG23	7	2.03
(1,33)	1:A:55:SER:HB2	2:B:97:THR:N	7	2.03
(1,33)	1:A:55:SER:HB2	2:B:97:THR:O	7	2.03
(1,33)	1:A:55:SER:HB2	2:B:97:THR:OG1	7	2.03
(1,33)	1:A:55:SER:HB2	2:B:99:HIS:C	7	2.03
(1,33)	1:A:55:SER:HB2	2:B:99:HIS:CA	7	2.03
(1,33)	1:A:55:SER:HB2	2:B:99:HIS:CB	7	2.03
(1,33)	1:A:55:SER:HB2	2:B:99:HIS:CD2	7	2.03
(1,33)	1:A:55:SER:HB2	2:B:99:HIS:CE1	7	2.03
(1,33)	1:A:55:SER:HB2	2:B:99:HIS:CG	7	2.03
(1,33)	1:A:55:SER:HB2	2:B:99:HIS:H	7	2.03
(1,33)	1:A:55:SER:HB2	2:B:99:HIS:HA	7	2.03
(1,33)	1:A:55:SER:HB2	2:B:99:HIS:HB2	7	2.03
(1,33)	1:A:55:SER:HB2	2:B:99:HIS:HB3	7	2.03
(1,33)	1:A:55:SER:HB2	2:B:99:HIS:HD1	7	2.03
(1,33)	1:A:55:SER:HB2	2:B:99:HIS:HD2	7	2.03
(1,33)	1:A:55:SER:HB2	2:B:99:HIS:HE1	7	2.03
(1,33)	1:A:55:SER:HB2	2:B:99:HIS:HE2	7	2.03
(1,33)	1:A:55:SER:HB2	2:B:99:HIS:N	7	2.03
(1,33)	1:A:55:SER:HB2	2:B:99:HIS:ND1	7	2.03
(1,33)	1:A:55:SER:HB2	2:B:99:HIS:NE2	7	2.03
(1,33)	1:A:55:SER:HB2	2:B:99:HIS:O	7	2.03
(1,33)	1:A:55:SER:HB2	2:B:101:VAL:C	7	2.03
(1,33)	1:A:55:SER:HB2	2:B:101:VAL:CA	7	2.03
(1,33)	1:A:55:SER:HB2	2:B:101:VAL:CB	7	2.03
(1,33)	1:A:55:SER:HB2	2:B:101:VAL:CG1	7	2.03

*Continued on next page...*

*Continued from previous page...*

Key	Atom-1	Atom-2	Model ID	Violation (Å)
(1,33)	1:A:55:SER:HB2	2:B:101:VAL:CG2	7	2.03
(1,33)	1:A:55:SER:HB2	2:B:101:VAL:H	7	2.03
(1,33)	1:A:55:SER:HB2	2:B:101:VAL:HA	7	2.03
(1,33)	1:A:55:SER:HB2	2:B:101:VAL:HB	7	2.03
(1,33)	1:A:55:SER:HB2	2:B:101:VAL:HG11	7	2.03
(1,33)	1:A:55:SER:HB2	2:B:101:VAL:HG12	7	2.03
(1,33)	1:A:55:SER:HB2	2:B:101:VAL:HG13	7	2.03
(1,33)	1:A:55:SER:HB2	2:B:101:VAL:HG21	7	2.03
(1,33)	1:A:55:SER:HB2	2:B:101:VAL:HG22	7	2.03
(1,33)	1:A:55:SER:HB2	2:B:101:VAL:HG23	7	2.03
(1,33)	1:A:55:SER:HB2	2:B:101:VAL:N	7	2.03
(1,33)	1:A:55:SER:HB2	2:B:101:VAL:O	7	2.03
(1,33)	1:A:55:SER:HB3	2:B:75:ILE:C	7	2.03
(1,33)	1:A:55:SER:HB3	2:B:75:ILE:CA	7	2.03
(1,33)	1:A:55:SER:HB3	2:B:75:ILE:CB	7	2.03
(1,33)	1:A:55:SER:HB3	2:B:75:ILE:CD1	7	2.03
(1,33)	1:A:55:SER:HB3	2:B:75:ILE:CG1	7	2.03
(1,33)	1:A:55:SER:HB3	2:B:75:ILE:CG2	7	2.03
(1,33)	1:A:55:SER:HB3	2:B:75:ILE:H	7	2.03
(1,33)	1:A:55:SER:HB3	2:B:75:ILE:HA	7	2.03
(1,33)	1:A:55:SER:HB3	2:B:75:ILE:HB	7	2.03
(1,33)	1:A:55:SER:HB3	2:B:75:ILE:HD11	7	2.03
(1,33)	1:A:55:SER:HB3	2:B:75:ILE:HD12	7	2.03
(1,33)	1:A:55:SER:HB3	2:B:75:ILE:HD13	7	2.03
(1,33)	1:A:55:SER:HB3	2:B:75:ILE:HG12	7	2.03
(1,33)	1:A:55:SER:HB3	2:B:75:ILE:HG13	7	2.03
(1,33)	1:A:55:SER:HB3	2:B:75:ILE:HG21	7	2.03
(1,33)	1:A:55:SER:HB3	2:B:75:ILE:HG22	7	2.03
(1,33)	1:A:55:SER:HB3	2:B:75:ILE:HG23	7	2.03
(1,33)	1:A:55:SER:HB3	2:B:75:ILE:N	7	2.03
(1,33)	1:A:55:SER:HB3	2:B:75:ILE:O	7	2.03
(1,33)	1:A:55:SER:HB3	2:B:77:ALA:C	7	2.03
(1,33)	1:A:55:SER:HB3	2:B:77:ALA:CA	7	2.03
(1,33)	1:A:55:SER:HB3	2:B:77:ALA:CB	7	2.03
(1,33)	1:A:55:SER:HB3	2:B:77:ALA:H	7	2.03
(1,33)	1:A:55:SER:HB3	2:B:77:ALA:HA	7	2.03
(1,33)	1:A:55:SER:HB3	2:B:77:ALA:HB1	7	2.03
(1,33)	1:A:55:SER:HB3	2:B:77:ALA:HB2	7	2.03
(1,33)	1:A:55:SER:HB3	2:B:77:ALA:HB3	7	2.03
(1,33)	1:A:55:SER:HB3	2:B:77:ALA:N	7	2.03
(1,33)	1:A:55:SER:HB3	2:B:77:ALA:O	7	2.03
(1,33)	1:A:55:SER:HB3	2:B:78:GLY:C	7	2.03

*Continued on next page...*

*Continued from previous page...*

Key	Atom-1	Atom-2	Model ID	Violation (Å)
(1,33)	1:A:55:SER:HB3	2:B:78:GLY:CA	7	2.03
(1,33)	1:A:55:SER:HB3	2:B:78:GLY:H	7	2.03
(1,33)	1:A:55:SER:HB3	2:B:78:GLY:HA2	7	2.03
(1,33)	1:A:55:SER:HB3	2:B:78:GLY:HA3	7	2.03
(1,33)	1:A:55:SER:HB3	2:B:78:GLY:N	7	2.03
(1,33)	1:A:55:SER:HB3	2:B:78:GLY:O	7	2.03
(1,33)	1:A:55:SER:HB3	2:B:79:LYS:C	7	2.03
(1,33)	1:A:55:SER:HB3	2:B:79:LYS:CA	7	2.03
(1,33)	1:A:55:SER:HB3	2:B:79:LYS:CB	7	2.03
(1,33)	1:A:55:SER:HB3	2:B:79:LYS:CD	7	2.03
(1,33)	1:A:55:SER:HB3	2:B:79:LYS:CE	7	2.03
(1,33)	1:A:55:SER:HB3	2:B:79:LYS:CG	7	2.03
(1,33)	1:A:55:SER:HB3	2:B:79:LYS:H	7	2.03
(1,33)	1:A:55:SER:HB3	2:B:79:LYS:HA	7	2.03
(1,33)	1:A:55:SER:HB3	2:B:79:LYS:HB2	7	2.03
(1,33)	1:A:55:SER:HB3	2:B:79:LYS:HB3	7	2.03
(1,33)	1:A:55:SER:HB3	2:B:79:LYS:HD2	7	2.03
(1,33)	1:A:55:SER:HB3	2:B:79:LYS:HD3	7	2.03
(1,33)	1:A:55:SER:HB3	2:B:79:LYS:HE2	7	2.03
(1,33)	1:A:55:SER:HB3	2:B:79:LYS:HE3	7	2.03
(1,33)	1:A:55:SER:HB3	2:B:79:LYS:HG2	7	2.03
(1,33)	1:A:55:SER:HB3	2:B:79:LYS:HG3	7	2.03
(1,33)	1:A:55:SER:HB3	2:B:79:LYS:HZ1	7	2.03
(1,33)	1:A:55:SER:HB3	2:B:79:LYS:HZ2	7	2.03
(1,33)	1:A:55:SER:HB3	2:B:79:LYS:HZ3	7	2.03
(1,33)	1:A:55:SER:HB3	2:B:79:LYS:N	7	2.03
(1,33)	1:A:55:SER:HB3	2:B:79:LYS:NZ	7	2.03
(1,33)	1:A:55:SER:HB3	2:B:79:LYS:O	7	2.03
(1,33)	1:A:55:SER:HB3	2:B:80:ILE:C	7	2.03
(1,33)	1:A:55:SER:HB3	2:B:80:ILE:CA	7	2.03
(1,33)	1:A:55:SER:HB3	2:B:80:ILE:CB	7	2.03
(1,33)	1:A:55:SER:HB3	2:B:80:ILE:CD1	7	2.03
(1,33)	1:A:55:SER:HB3	2:B:80:ILE:CG1	7	2.03
(1,33)	1:A:55:SER:HB3	2:B:80:ILE:CG2	7	2.03
(1,33)	1:A:55:SER:HB3	2:B:80:ILE:H	7	2.03
(1,33)	1:A:55:SER:HB3	2:B:80:ILE:HA	7	2.03
(1,33)	1:A:55:SER:HB3	2:B:80:ILE:HB	7	2.03
(1,33)	1:A:55:SER:HB3	2:B:80:ILE:HD11	7	2.03
(1,33)	1:A:55:SER:HB3	2:B:80:ILE:HD12	7	2.03
(1,33)	1:A:55:SER:HB3	2:B:80:ILE:HD13	7	2.03
(1,33)	1:A:55:SER:HB3	2:B:80:ILE:HG12	7	2.03
(1,33)	1:A:55:SER:HB3	2:B:80:ILE:HG13	7	2.03

*Continued on next page...*



*Continued from previous page...*

Key	Atom-1	Atom-2	Model ID	Violation (Å)
(1,33)	1:A:55:SER:HB3	2:B:80:ILE:HG21	7	2.03
(1,33)	1:A:55:SER:HB3	2:B:80:ILE:HG22	7	2.03
(1,33)	1:A:55:SER:HB3	2:B:80:ILE:HG23	7	2.03
(1,33)	1:A:55:SER:HB3	2:B:80:ILE:N	7	2.03
(1,33)	1:A:55:SER:HB3	2:B:80:ILE:O	7	2.03
(1,33)	1:A:55:SER:HB3	2:B:84:GLN:C	7	2.03
(1,33)	1:A:55:SER:HB3	2:B:84:GLN:CA	7	2.03
(1,33)	1:A:55:SER:HB3	2:B:84:GLN:CB	7	2.03
(1,33)	1:A:55:SER:HB3	2:B:84:GLN:CD	7	2.03
(1,33)	1:A:55:SER:HB3	2:B:84:GLN:CG	7	2.03
(1,33)	1:A:55:SER:HB3	2:B:84:GLN:H	7	2.03
(1,33)	1:A:55:SER:HB3	2:B:84:GLN:HA	7	2.03
(1,33)	1:A:55:SER:HB3	2:B:84:GLN:HB2	7	2.03
(1,33)	1:A:55:SER:HB3	2:B:84:GLN:HB3	7	2.03
(1,33)	1:A:55:SER:HB3	2:B:84:GLN:HE21	7	2.03
(1,33)	1:A:55:SER:HB3	2:B:84:GLN:HE22	7	2.03
(1,33)	1:A:55:SER:HB3	2:B:84:GLN:HG2	7	2.03
(1,33)	1:A:55:SER:HB3	2:B:84:GLN:HG3	7	2.03
(1,33)	1:A:55:SER:HB3	2:B:84:GLN:N	7	2.03
(1,33)	1:A:55:SER:HB3	2:B:84:GLN:NE2	7	2.03
(1,33)	1:A:55:SER:HB3	2:B:84:GLN:O	7	2.03
(1,33)	1:A:55:SER:HB3	2:B:84:GLN:OE1	7	2.03
(1,33)	1:A:55:SER:HB3	2:B:97:THR:C	7	2.03
(1,33)	1:A:55:SER:HB3	2:B:97:THR:CA	7	2.03
(1,33)	1:A:55:SER:HB3	2:B:97:THR:CB	7	2.03
(1,33)	1:A:55:SER:HB3	2:B:97:THR:CG2	7	2.03
(1,33)	1:A:55:SER:HB3	2:B:97:THR:H	7	2.03
(1,33)	1:A:55:SER:HB3	2:B:97:THR:HA	7	2.03
(1,33)	1:A:55:SER:HB3	2:B:97:THR:HB	7	2.03
(1,33)	1:A:55:SER:HB3	2:B:97:THR:HG1	7	2.03
(1,33)	1:A:55:SER:HB3	2:B:97:THR:HG21	7	2.03
(1,33)	1:A:55:SER:HB3	2:B:97:THR:HG22	7	2.03
(1,33)	1:A:55:SER:HB3	2:B:97:THR:HG23	7	2.03
(1,33)	1:A:55:SER:HB3	2:B:97:THR:N	7	2.03
(1,33)	1:A:55:SER:HB3	2:B:97:THR:O	7	2.03
(1,33)	1:A:55:SER:HB3	2:B:97:THR:OG1	7	2.03
(1,33)	1:A:55:SER:HB3	2:B:99:HIS:C	7	2.03
(1,33)	1:A:55:SER:HB3	2:B:99:HIS:CA	7	2.03
(1,33)	1:A:55:SER:HB3	2:B:99:HIS:CB	7	2.03
(1,33)	1:A:55:SER:HB3	2:B:99:HIS:CD2	7	2.03
(1,33)	1:A:55:SER:HB3	2:B:99:HIS:CE1	7	2.03
(1,33)	1:A:55:SER:HB3	2:B:99:HIS:CG	7	2.03

*Continued on next page...*

*Continued from previous page...*

Key	Atom-1	Atom-2	Model ID	Violation (Å)
(1,33)	1:A:55:SER:HB3	2:B:99:HIS:H	7	2.03
(1,33)	1:A:55:SER:HB3	2:B:99:HIS:HA	7	2.03
(1,33)	1:A:55:SER:HB3	2:B:99:HIS:HB2	7	2.03
(1,33)	1:A:55:SER:HB3	2:B:99:HIS:HB3	7	2.03
(1,33)	1:A:55:SER:HB3	2:B:99:HIS:HD1	7	2.03
(1,33)	1:A:55:SER:HB3	2:B:99:HIS:HD2	7	2.03
(1,33)	1:A:55:SER:HB3	2:B:99:HIS:HE1	7	2.03
(1,33)	1:A:55:SER:HB3	2:B:99:HIS:HE2	7	2.03
(1,33)	1:A:55:SER:HB3	2:B:99:HIS:N	7	2.03
(1,33)	1:A:55:SER:HB3	2:B:99:HIS:ND1	7	2.03
(1,33)	1:A:55:SER:HB3	2:B:99:HIS:NE2	7	2.03
(1,33)	1:A:55:SER:HB3	2:B:99:HIS:O	7	2.03
(1,33)	1:A:55:SER:HB3	2:B:101:VAL:C	7	2.03
(1,33)	1:A:55:SER:HB3	2:B:101:VAL:CA	7	2.03
(1,33)	1:A:55:SER:HB3	2:B:101:VAL:CB	7	2.03
(1,33)	1:A:55:SER:HB3	2:B:101:VAL:CG1	7	2.03
(1,33)	1:A:55:SER:HB3	2:B:101:VAL:CG2	7	2.03
(1,33)	1:A:55:SER:HB3	2:B:101:VAL:H	7	2.03
(1,33)	1:A:55:SER:HB3	2:B:101:VAL:HA	7	2.03
(1,33)	1:A:55:SER:HB3	2:B:101:VAL:HB	7	2.03
(1,33)	1:A:55:SER:HB3	2:B:101:VAL:HG11	7	2.03
(1,33)	1:A:55:SER:HB3	2:B:101:VAL:HG12	7	2.03
(1,33)	1:A:55:SER:HB3	2:B:101:VAL:HG13	7	2.03
(1,33)	1:A:55:SER:HB3	2:B:101:VAL:HG21	7	2.03
(1,33)	1:A:55:SER:HB3	2:B:101:VAL:HG22	7	2.03
(1,33)	1:A:55:SER:HB3	2:B:101:VAL:HG23	7	2.03
(1,33)	1:A:55:SER:HB3	2:B:101:VAL:N	7	2.03
(1,33)	1:A:55:SER:HB3	2:B:101:VAL:O	7	2.03
(1,33)	1:A:55:SER:HG	2:B:75:ILE:C	7	2.03
(1,33)	1:A:55:SER:HG	2:B:75:ILE:CA	7	2.03
(1,33)	1:A:55:SER:HG	2:B:75:ILE:CB	7	2.03
(1,33)	1:A:55:SER:HG	2:B:75:ILE:CD1	7	2.03
(1,33)	1:A:55:SER:HG	2:B:75:ILE:CG1	7	2.03
(1,33)	1:A:55:SER:HG	2:B:75:ILE:CG2	7	2.03
(1,33)	1:A:55:SER:HG	2:B:75:ILE:H	7	2.03
(1,33)	1:A:55:SER:HG	2:B:75:ILE:HA	7	2.03
(1,33)	1:A:55:SER:HG	2:B:75:ILE:HB	7	2.03
(1,33)	1:A:55:SER:HG	2:B:75:ILE:HD11	7	2.03
(1,33)	1:A:55:SER:HG	2:B:75:ILE:HD12	7	2.03
(1,33)	1:A:55:SER:HG	2:B:75:ILE:HD13	7	2.03
(1,33)	1:A:55:SER:HG	2:B:75:ILE:HG12	7	2.03
(1,33)	1:A:55:SER:HG	2:B:75:ILE:HG13	7	2.03

*Continued on next page...*

*Continued from previous page...*

Key	Atom-1	Atom-2	Model ID	Violation (Å)
(1,33)	1:A:55:SER:HG	2:B:75:ILE:HG21	7	2.03
(1,33)	1:A:55:SER:HG	2:B:75:ILE:HG22	7	2.03
(1,33)	1:A:55:SER:HG	2:B:75:ILE:HG23	7	2.03
(1,33)	1:A:55:SER:HG	2:B:75:ILE:N	7	2.03
(1,33)	1:A:55:SER:HG	2:B:75:ILE:O	7	2.03
(1,33)	1:A:55:SER:HG	2:B:77:ALA:C	7	2.03
(1,33)	1:A:55:SER:HG	2:B:77:ALA:CA	7	2.03
(1,33)	1:A:55:SER:HG	2:B:77:ALA:CB	7	2.03
(1,33)	1:A:55:SER:HG	2:B:77:ALA:H	7	2.03
(1,33)	1:A:55:SER:HG	2:B:77:ALA:HA	7	2.03
(1,33)	1:A:55:SER:HG	2:B:77:ALA:HB1	7	2.03
(1,33)	1:A:55:SER:HG	2:B:77:ALA:HB2	7	2.03
(1,33)	1:A:55:SER:HG	2:B:77:ALA:HB3	7	2.03
(1,33)	1:A:55:SER:HG	2:B:77:ALA:N	7	2.03
(1,33)	1:A:55:SER:HG	2:B:77:ALA:O	7	2.03
(1,33)	1:A:55:SER:HG	2:B:78:GLY:C	7	2.03
(1,33)	1:A:55:SER:HG	2:B:78:GLY:CA	7	2.03
(1,33)	1:A:55:SER:HG	2:B:78:GLY:H	7	2.03
(1,33)	1:A:55:SER:HG	2:B:78:GLY:HA2	7	2.03
(1,33)	1:A:55:SER:HG	2:B:78:GLY:HA3	7	2.03
(1,33)	1:A:55:SER:HG	2:B:78:GLY:N	7	2.03
(1,33)	1:A:55:SER:HG	2:B:78:GLY:O	7	2.03
(1,33)	1:A:55:SER:HG	2:B:79:LYS:C	7	2.03
(1,33)	1:A:55:SER:HG	2:B:79:LYS:CA	7	2.03
(1,33)	1:A:55:SER:HG	2:B:79:LYS:CB	7	2.03
(1,33)	1:A:55:SER:HG	2:B:79:LYS:CD	7	2.03
(1,33)	1:A:55:SER:HG	2:B:79:LYS:CE	7	2.03
(1,33)	1:A:55:SER:HG	2:B:79:LYS:CG	7	2.03
(1,33)	1:A:55:SER:HG	2:B:79:LYS:H	7	2.03
(1,33)	1:A:55:SER:HG	2:B:79:LYS:HA	7	2.03
(1,33)	1:A:55:SER:HG	2:B:79:LYS:HB2	7	2.03
(1,33)	1:A:55:SER:HG	2:B:79:LYS:HB3	7	2.03
(1,33)	1:A:55:SER:HG	2:B:79:LYS:HD2	7	2.03
(1,33)	1:A:55:SER:HG	2:B:79:LYS:HD3	7	2.03
(1,33)	1:A:55:SER:HG	2:B:79:LYS:HE2	7	2.03
(1,33)	1:A:55:SER:HG	2:B:79:LYS:HE3	7	2.03
(1,33)	1:A:55:SER:HG	2:B:79:LYS:HG2	7	2.03
(1,33)	1:A:55:SER:HG	2:B:79:LYS:HG3	7	2.03
(1,33)	1:A:55:SER:HG	2:B:79:LYS:HZ1	7	2.03
(1,33)	1:A:55:SER:HG	2:B:79:LYS:HZ2	7	2.03
(1,33)	1:A:55:SER:HG	2:B:79:LYS:HZ3	7	2.03
(1,33)	1:A:55:SER:HG	2:B:79:LYS:N	7	2.03

*Continued on next page...*

*Continued from previous page...*

Key	Atom-1	Atom-2	Model ID	Violation (Å)
(1,33)	1:A:55:SER:HG	2:B:79:LYS:NZ	7	2.03
(1,33)	1:A:55:SER:HG	2:B:79:LYS:O	7	2.03
(1,33)	1:A:55:SER:HG	2:B:80:ILE:C	7	2.03
(1,33)	1:A:55:SER:HG	2:B:80:ILE:CA	7	2.03
(1,33)	1:A:55:SER:HG	2:B:80:ILE:CB	7	2.03
(1,33)	1:A:55:SER:HG	2:B:80:ILE:CD1	7	2.03
(1,33)	1:A:55:SER:HG	2:B:80:ILE:CG1	7	2.03
(1,33)	1:A:55:SER:HG	2:B:80:ILE:CG2	7	2.03
(1,33)	1:A:55:SER:HG	2:B:80:ILE:H	7	2.03
(1,33)	1:A:55:SER:HG	2:B:80:ILE:HA	7	2.03
(1,33)	1:A:55:SER:HG	2:B:80:ILE:HB	7	2.03
(1,33)	1:A:55:SER:HG	2:B:80:ILE:HD11	7	2.03
(1,33)	1:A:55:SER:HG	2:B:80:ILE:HD12	7	2.03
(1,33)	1:A:55:SER:HG	2:B:80:ILE:HD13	7	2.03
(1,33)	1:A:55:SER:HG	2:B:80:ILE:HG12	7	2.03
(1,33)	1:A:55:SER:HG	2:B:80:ILE:HG13	7	2.03
(1,33)	1:A:55:SER:HG	2:B:80:ILE:HG21	7	2.03
(1,33)	1:A:55:SER:HG	2:B:80:ILE:HG22	7	2.03
(1,33)	1:A:55:SER:HG	2:B:80:ILE:HG23	7	2.03
(1,33)	1:A:55:SER:HG	2:B:80:ILE:N	7	2.03
(1,33)	1:A:55:SER:HG	2:B:80:ILE:O	7	2.03
(1,33)	1:A:55:SER:HG	2:B:84:GLN:C	7	2.03
(1,33)	1:A:55:SER:HG	2:B:84:GLN:CA	7	2.03
(1,33)	1:A:55:SER:HG	2:B:84:GLN:CB	7	2.03
(1,33)	1:A:55:SER:HG	2:B:84:GLN:CD	7	2.03
(1,33)	1:A:55:SER:HG	2:B:84:GLN:CG	7	2.03
(1,33)	1:A:55:SER:HG	2:B:84:GLN:H	7	2.03
(1,33)	1:A:55:SER:HG	2:B:84:GLN:HA	7	2.03
(1,33)	1:A:55:SER:HG	2:B:84:GLN:HB2	7	2.03
(1,33)	1:A:55:SER:HG	2:B:84:GLN:HB3	7	2.03
(1,33)	1:A:55:SER:HG	2:B:84:GLN:HE21	7	2.03
(1,33)	1:A:55:SER:HG	2:B:84:GLN:HE22	7	2.03
(1,33)	1:A:55:SER:HG	2:B:84:GLN:HG2	7	2.03
(1,33)	1:A:55:SER:HG	2:B:84:GLN:HG3	7	2.03
(1,33)	1:A:55:SER:HG	2:B:84:GLN:N	7	2.03
(1,33)	1:A:55:SER:HG	2:B:84:GLN:NE2	7	2.03
(1,33)	1:A:55:SER:HG	2:B:84:GLN:O	7	2.03
(1,33)	1:A:55:SER:HG	2:B:84:GLN:OE1	7	2.03
(1,33)	1:A:55:SER:HG	2:B:97:THR:C	7	2.03
(1,33)	1:A:55:SER:HG	2:B:97:THR:CA	7	2.03
(1,33)	1:A:55:SER:HG	2:B:97:THR:CB	7	2.03
(1,33)	1:A:55:SER:HG	2:B:97:THR:CG2	7	2.03

*Continued on next page...*

*Continued from previous page...*

Key	Atom-1	Atom-2	Model ID	Violation (Å)
(1,33)	1:A:55:SER:HG	2:B:97:THR:H	7	2.03
(1,33)	1:A:55:SER:HG	2:B:97:THR:HA	7	2.03
(1,33)	1:A:55:SER:HG	2:B:97:THR:HB	7	2.03
(1,33)	1:A:55:SER:HG	2:B:97:THR:HG1	7	2.03
(1,33)	1:A:55:SER:HG	2:B:97:THR:HG21	7	2.03
(1,33)	1:A:55:SER:HG	2:B:97:THR:HG22	7	2.03
(1,33)	1:A:55:SER:HG	2:B:97:THR:HG23	7	2.03
(1,33)	1:A:55:SER:HG	2:B:97:THR:N	7	2.03
(1,33)	1:A:55:SER:HG	2:B:97:THR:O	7	2.03
(1,33)	1:A:55:SER:HG	2:B:97:THR:OG1	7	2.03
(1,33)	1:A:55:SER:HG	2:B:99:HIS:C	7	2.03
(1,33)	1:A:55:SER:HG	2:B:99:HIS:CA	7	2.03
(1,33)	1:A:55:SER:HG	2:B:99:HIS:CB	7	2.03
(1,33)	1:A:55:SER:HG	2:B:99:HIS:CD2	7	2.03
(1,33)	1:A:55:SER:HG	2:B:99:HIS:CE1	7	2.03
(1,33)	1:A:55:SER:HG	2:B:99:HIS:CG	7	2.03
(1,33)	1:A:55:SER:HG	2:B:99:HIS:H	7	2.03
(1,33)	1:A:55:SER:HG	2:B:99:HIS:HA	7	2.03
(1,33)	1:A:55:SER:HG	2:B:99:HIS:HB2	7	2.03
(1,33)	1:A:55:SER:HG	2:B:99:HIS:HB3	7	2.03
(1,33)	1:A:55:SER:HG	2:B:99:HIS:HD1	7	2.03
(1,33)	1:A:55:SER:HG	2:B:99:HIS:HD2	7	2.03
(1,33)	1:A:55:SER:HG	2:B:99:HIS:HE1	7	2.03
(1,33)	1:A:55:SER:HG	2:B:99:HIS:HE2	7	2.03
(1,33)	1:A:55:SER:HG	2:B:99:HIS:N	7	2.03
(1,33)	1:A:55:SER:HG	2:B:99:HIS:ND1	7	2.03
(1,33)	1:A:55:SER:HG	2:B:99:HIS:NE2	7	2.03
(1,33)	1:A:55:SER:HG	2:B:99:HIS:O	7	2.03
(1,33)	1:A:55:SER:HG	2:B:101:VAL:C	7	2.03
(1,33)	1:A:55:SER:HG	2:B:101:VAL:CA	7	2.03
(1,33)	1:A:55:SER:HG	2:B:101:VAL:CB	7	2.03
(1,33)	1:A:55:SER:HG	2:B:101:VAL:CG1	7	2.03
(1,33)	1:A:55:SER:HG	2:B:101:VAL:CG2	7	2.03
(1,33)	1:A:55:SER:HG	2:B:101:VAL:H	7	2.03
(1,33)	1:A:55:SER:HG	2:B:101:VAL:HA	7	2.03
(1,33)	1:A:55:SER:HG	2:B:101:VAL:HB	7	2.03
(1,33)	1:A:55:SER:HG	2:B:101:VAL:HG11	7	2.03
(1,33)	1:A:55:SER:HG	2:B:101:VAL:HG12	7	2.03
(1,33)	1:A:55:SER:HG	2:B:101:VAL:HG13	7	2.03
(1,33)	1:A:55:SER:HG	2:B:101:VAL:HG21	7	2.03
(1,33)	1:A:55:SER:HG	2:B:101:VAL:HG22	7	2.03
(1,33)	1:A:55:SER:HG	2:B:101:VAL:HG23	7	2.03

*Continued on next page...*

*Continued from previous page...*

Key	Atom-1	Atom-2	Model ID	Violation (Å)
(1,33)	1:A:55:SER:HG	2:B:101:VAL:N	7	2.03
(1,33)	1:A:55:SER:HG	2:B:101:VAL:O	7	2.03
(1,33)	1:A:55:SER:N	2:B:75:ILE:C	7	2.03
(1,33)	1:A:55:SER:N	2:B:75:ILE:CA	7	2.03
(1,33)	1:A:55:SER:N	2:B:75:ILE:CB	7	2.03
(1,33)	1:A:55:SER:N	2:B:75:ILE:CD1	7	2.03
(1,33)	1:A:55:SER:N	2:B:75:ILE:CG1	7	2.03
(1,33)	1:A:55:SER:N	2:B:75:ILE:CG2	7	2.03
(1,33)	1:A:55:SER:N	2:B:75:ILE:H	7	2.03
(1,33)	1:A:55:SER:N	2:B:75:ILE:HA	7	2.03
(1,33)	1:A:55:SER:N	2:B:75:ILE:HB	7	2.03
(1,33)	1:A:55:SER:N	2:B:75:ILE:HD11	7	2.03
(1,33)	1:A:55:SER:N	2:B:75:ILE:HD12	7	2.03
(1,33)	1:A:55:SER:N	2:B:75:ILE:HD13	7	2.03
(1,33)	1:A:55:SER:N	2:B:75:ILE:HG12	7	2.03
(1,33)	1:A:55:SER:N	2:B:75:ILE:HG13	7	2.03
(1,33)	1:A:55:SER:N	2:B:75:ILE:HG21	7	2.03
(1,33)	1:A:55:SER:N	2:B:75:ILE:HG22	7	2.03
(1,33)	1:A:55:SER:N	2:B:75:ILE:HG23	7	2.03
(1,33)	1:A:55:SER:N	2:B:75:ILE:N	7	2.03
(1,33)	1:A:55:SER:N	2:B:75:ILE:O	7	2.03
(1,33)	1:A:55:SER:N	2:B:77:ALA:C	7	2.03
(1,33)	1:A:55:SER:N	2:B:77:ALA:CA	7	2.03
(1,33)	1:A:55:SER:N	2:B:77:ALA:CB	7	2.03
(1,33)	1:A:55:SER:N	2:B:77:ALA:H	7	2.03
(1,33)	1:A:55:SER:N	2:B:77:ALA:HA	7	2.03
(1,33)	1:A:55:SER:N	2:B:77:ALA:HB1	7	2.03
(1,33)	1:A:55:SER:N	2:B:77:ALA:HB2	7	2.03
(1,33)	1:A:55:SER:N	2:B:77:ALA:HB3	7	2.03
(1,33)	1:A:55:SER:N	2:B:77:ALA:N	7	2.03
(1,33)	1:A:55:SER:N	2:B:77:ALA:O	7	2.03
(1,33)	1:A:55:SER:N	2:B:78:GLY:C	7	2.03
(1,33)	1:A:55:SER:N	2:B:78:GLY:CA	7	2.03
(1,33)	1:A:55:SER:N	2:B:78:GLY:H	7	2.03
(1,33)	1:A:55:SER:N	2:B:78:GLY:HA2	7	2.03
(1,33)	1:A:55:SER:N	2:B:78:GLY:HA3	7	2.03
(1,33)	1:A:55:SER:N	2:B:78:GLY:N	7	2.03
(1,33)	1:A:55:SER:N	2:B:78:GLY:O	7	2.03
(1,33)	1:A:55:SER:N	2:B:79:LYS:C	7	2.03
(1,33)	1:A:55:SER:N	2:B:79:LYS:CA	7	2.03
(1,33)	1:A:55:SER:N	2:B:79:LYS:CB	7	2.03
(1,33)	1:A:55:SER:N	2:B:79:LYS:CD	7	2.03

*Continued on next page...*

*Continued from previous page...*

Key	Atom-1	Atom-2	Model ID	Violation (Å)
(1,33)	1:A:55:SER:N	2:B:79:LYS:CE	7	2.03
(1,33)	1:A:55:SER:N	2:B:79:LYS:CG	7	2.03
(1,33)	1:A:55:SER:N	2:B:79:LYS:H	7	2.03
(1,33)	1:A:55:SER:N	2:B:79:LYS:HA	7	2.03
(1,33)	1:A:55:SER:N	2:B:79:LYS:HB2	7	2.03
(1,33)	1:A:55:SER:N	2:B:79:LYS:HB3	7	2.03
(1,33)	1:A:55:SER:N	2:B:79:LYS:HD2	7	2.03
(1,33)	1:A:55:SER:N	2:B:79:LYS:HD3	7	2.03
(1,33)	1:A:55:SER:N	2:B:79:LYS:HE2	7	2.03
(1,33)	1:A:55:SER:N	2:B:79:LYS:HE3	7	2.03
(1,33)	1:A:55:SER:N	2:B:79:LYS:HG2	7	2.03
(1,33)	1:A:55:SER:N	2:B:79:LYS:HG3	7	2.03
(1,33)	1:A:55:SER:N	2:B:79:LYS:HZ1	7	2.03
(1,33)	1:A:55:SER:N	2:B:79:LYS:HZ2	7	2.03
(1,33)	1:A:55:SER:N	2:B:79:LYS:HZ3	7	2.03
(1,33)	1:A:55:SER:N	2:B:79:LYS:N	7	2.03
(1,33)	1:A:55:SER:N	2:B:79:LYS:NZ	7	2.03
(1,33)	1:A:55:SER:N	2:B:79:LYS:O	7	2.03
(1,33)	1:A:55:SER:N	2:B:80:ILE:C	7	2.03
(1,33)	1:A:55:SER:N	2:B:80:ILE:CA	7	2.03
(1,33)	1:A:55:SER:N	2:B:80:ILE:CB	7	2.03
(1,33)	1:A:55:SER:N	2:B:80:ILE:CD1	7	2.03
(1,33)	1:A:55:SER:N	2:B:80:ILE:CG1	7	2.03
(1,33)	1:A:55:SER:N	2:B:80:ILE:CG2	7	2.03
(1,33)	1:A:55:SER:N	2:B:80:ILE:H	7	2.03
(1,33)	1:A:55:SER:N	2:B:80:ILE:HA	7	2.03
(1,33)	1:A:55:SER:N	2:B:80:ILE:HB	7	2.03
(1,33)	1:A:55:SER:N	2:B:80:ILE:HD11	7	2.03
(1,33)	1:A:55:SER:N	2:B:80:ILE:HD12	7	2.03
(1,33)	1:A:55:SER:N	2:B:80:ILE:HD13	7	2.03
(1,33)	1:A:55:SER:N	2:B:80:ILE:HG12	7	2.03
(1,33)	1:A:55:SER:N	2:B:80:ILE:HG13	7	2.03
(1,33)	1:A:55:SER:N	2:B:80:ILE:HG21	7	2.03
(1,33)	1:A:55:SER:N	2:B:80:ILE:HG22	7	2.03
(1,33)	1:A:55:SER:N	2:B:80:ILE:HG23	7	2.03
(1,33)	1:A:55:SER:N	2:B:80:ILE:N	7	2.03
(1,33)	1:A:55:SER:N	2:B:80:ILE:O	7	2.03
(1,33)	1:A:55:SER:N	2:B:84:GLN:C	7	2.03
(1,33)	1:A:55:SER:N	2:B:84:GLN:CA	7	2.03
(1,33)	1:A:55:SER:N	2:B:84:GLN:CB	7	2.03
(1,33)	1:A:55:SER:N	2:B:84:GLN:CD	7	2.03
(1,33)	1:A:55:SER:N	2:B:84:GLN:CG	7	2.03

*Continued on next page...*

*Continued from previous page...*

Key	Atom-1	Atom-2	Model ID	Violation (Å)
(1,33)	1:A:55:SER:N	2:B:84:GLN:H	7	2.03
(1,33)	1:A:55:SER:N	2:B:84:GLN:HA	7	2.03
(1,33)	1:A:55:SER:N	2:B:84:GLN:HB2	7	2.03
(1,33)	1:A:55:SER:N	2:B:84:GLN:HB3	7	2.03
(1,33)	1:A:55:SER:N	2:B:84:GLN:HE21	7	2.03
(1,33)	1:A:55:SER:N	2:B:84:GLN:HE22	7	2.03
(1,33)	1:A:55:SER:N	2:B:84:GLN:HG2	7	2.03
(1,33)	1:A:55:SER:N	2:B:84:GLN:HG3	7	2.03
(1,33)	1:A:55:SER:N	2:B:84:GLN:N	7	2.03
(1,33)	1:A:55:SER:N	2:B:84:GLN:NE2	7	2.03
(1,33)	1:A:55:SER:N	2:B:84:GLN:O	7	2.03
(1,33)	1:A:55:SER:N	2:B:84:GLN:OE1	7	2.03
(1,33)	1:A:55:SER:N	2:B:97:THR:C	7	2.03
(1,33)	1:A:55:SER:N	2:B:97:THR:CA	7	2.03
(1,33)	1:A:55:SER:N	2:B:97:THR:CB	7	2.03
(1,33)	1:A:55:SER:N	2:B:97:THR:CG2	7	2.03
(1,33)	1:A:55:SER:N	2:B:97:THR:H	7	2.03
(1,33)	1:A:55:SER:N	2:B:97:THR:HA	7	2.03
(1,33)	1:A:55:SER:N	2:B:97:THR:HB	7	2.03
(1,33)	1:A:55:SER:N	2:B:97:THR:HG1	7	2.03
(1,33)	1:A:55:SER:N	2:B:97:THR:HG21	7	2.03
(1,33)	1:A:55:SER:N	2:B:97:THR:HG22	7	2.03
(1,33)	1:A:55:SER:N	2:B:97:THR:HG23	7	2.03
(1,33)	1:A:55:SER:N	2:B:97:THR:N	7	2.03
(1,33)	1:A:55:SER:N	2:B:97:THR:O	7	2.03
(1,33)	1:A:55:SER:N	2:B:97:THR:OG1	7	2.03
(1,33)	1:A:55:SER:N	2:B:99:HIS:C	7	2.03
(1,33)	1:A:55:SER:N	2:B:99:HIS:CA	7	2.03
(1,33)	1:A:55:SER:N	2:B:99:HIS:CB	7	2.03
(1,33)	1:A:55:SER:N	2:B:99:HIS:CD2	7	2.03
(1,33)	1:A:55:SER:N	2:B:99:HIS:CE1	7	2.03
(1,33)	1:A:55:SER:N	2:B:99:HIS:CG	7	2.03
(1,33)	1:A:55:SER:N	2:B:99:HIS:H	7	2.03
(1,33)	1:A:55:SER:N	2:B:99:HIS:HA	7	2.03
(1,33)	1:A:55:SER:N	2:B:99:HIS:HB2	7	2.03
(1,33)	1:A:55:SER:N	2:B:99:HIS:HB3	7	2.03
(1,33)	1:A:55:SER:N	2:B:99:HIS:HD1	7	2.03
(1,33)	1:A:55:SER:N	2:B:99:HIS:HD2	7	2.03
(1,33)	1:A:55:SER:N	2:B:99:HIS:HE1	7	2.03
(1,33)	1:A:55:SER:N	2:B:99:HIS:HE2	7	2.03
(1,33)	1:A:55:SER:N	2:B:99:HIS:N	7	2.03
(1,33)	1:A:55:SER:N	2:B:99:HIS:ND1	7	2.03

*Continued on next page...*



*Continued from previous page...*

Key	Atom-1	Atom-2	Model ID	Violation (Å)
(1,33)	1:A:55:SER:N	2:B:99:HIS:NE2	7	2.03
(1,33)	1:A:55:SER:N	2:B:99:HIS:O	7	2.03
(1,33)	1:A:55:SER:N	2:B:101:VAL:C	7	2.03
(1,33)	1:A:55:SER:N	2:B:101:VAL:CA	7	2.03
(1,33)	1:A:55:SER:N	2:B:101:VAL:CB	7	2.03
(1,33)	1:A:55:SER:N	2:B:101:VAL:CG1	7	2.03
(1,33)	1:A:55:SER:N	2:B:101:VAL:CG2	7	2.03
(1,33)	1:A:55:SER:N	2:B:101:VAL:H	7	2.03
(1,33)	1:A:55:SER:N	2:B:101:VAL:HA	7	2.03
(1,33)	1:A:55:SER:N	2:B:101:VAL:HB	7	2.03
(1,33)	1:A:55:SER:N	2:B:101:VAL:HG11	7	2.03
(1,33)	1:A:55:SER:N	2:B:101:VAL:HG12	7	2.03
(1,33)	1:A:55:SER:N	2:B:101:VAL:HG13	7	2.03
(1,33)	1:A:55:SER:N	2:B:101:VAL:HG21	7	2.03
(1,33)	1:A:55:SER:N	2:B:101:VAL:HG22	7	2.03
(1,33)	1:A:55:SER:N	2:B:101:VAL:HG23	7	2.03
(1,33)	1:A:55:SER:N	2:B:101:VAL:N	7	2.03
(1,33)	1:A:55:SER:N	2:B:101:VAL:O	7	2.03
(1,33)	1:A:55:SER:O	2:B:75:ILE:C	7	2.03
(1,33)	1:A:55:SER:O	2:B:75:ILE:CA	7	2.03
(1,33)	1:A:55:SER:O	2:B:75:ILE:CB	7	2.03
(1,33)	1:A:55:SER:O	2:B:75:ILE:CD1	7	2.03
(1,33)	1:A:55:SER:O	2:B:75:ILE:CG1	7	2.03
(1,33)	1:A:55:SER:O	2:B:75:ILE:CG2	7	2.03
(1,33)	1:A:55:SER:O	2:B:75:ILE:H	7	2.03
(1,33)	1:A:55:SER:O	2:B:75:ILE:HA	7	2.03
(1,33)	1:A:55:SER:O	2:B:75:ILE:HB	7	2.03
(1,33)	1:A:55:SER:O	2:B:75:ILE:HD11	7	2.03
(1,33)	1:A:55:SER:O	2:B:75:ILE:HD12	7	2.03
(1,33)	1:A:55:SER:O	2:B:75:ILE:HD13	7	2.03
(1,33)	1:A:55:SER:O	2:B:75:ILE:HG12	7	2.03
(1,33)	1:A:55:SER:O	2:B:75:ILE:HG13	7	2.03
(1,33)	1:A:55:SER:O	2:B:75:ILE:HG21	7	2.03
(1,33)	1:A:55:SER:O	2:B:75:ILE:HG22	7	2.03
(1,33)	1:A:55:SER:O	2:B:75:ILE:HG23	7	2.03
(1,33)	1:A:55:SER:O	2:B:75:ILE:N	7	2.03
(1,33)	1:A:55:SER:O	2:B:75:ILE:O	7	2.03
(1,33)	1:A:55:SER:O	2:B:77:ALA:C	7	2.03
(1,33)	1:A:55:SER:O	2:B:77:ALA:CA	7	2.03
(1,33)	1:A:55:SER:O	2:B:77:ALA:CB	7	2.03
(1,33)	1:A:55:SER:O	2:B:77:ALA:H	7	2.03
(1,33)	1:A:55:SER:O	2:B:77:ALA:HA	7	2.03

*Continued on next page...*

*Continued from previous page...*

Key	Atom-1	Atom-2	Model ID	Violation (Å)
(1,33)	1:A:55:SER:O	2:B:77:ALA:HB1	7	2.03
(1,33)	1:A:55:SER:O	2:B:77:ALA:HB2	7	2.03
(1,33)	1:A:55:SER:O	2:B:77:ALA:HB3	7	2.03
(1,33)	1:A:55:SER:O	2:B:77:ALA:N	7	2.03
(1,33)	1:A:55:SER:O	2:B:77:ALA:O	7	2.03
(1,33)	1:A:55:SER:O	2:B:78:GLY:C	7	2.03
(1,33)	1:A:55:SER:O	2:B:78:GLY:CA	7	2.03
(1,33)	1:A:55:SER:O	2:B:78:GLY:H	7	2.03
(1,33)	1:A:55:SER:O	2:B:78:GLY:HA2	7	2.03
(1,33)	1:A:55:SER:O	2:B:78:GLY:HA3	7	2.03
(1,33)	1:A:55:SER:O	2:B:78:GLY:N	7	2.03
(1,33)	1:A:55:SER:O	2:B:78:GLY:O	7	2.03
(1,33)	1:A:55:SER:O	2:B:79:LYS:C	7	2.03
(1,33)	1:A:55:SER:O	2:B:79:LYS:CA	7	2.03
(1,33)	1:A:55:SER:O	2:B:79:LYS:CB	7	2.03
(1,33)	1:A:55:SER:O	2:B:79:LYS:CD	7	2.03
(1,33)	1:A:55:SER:O	2:B:79:LYS:CE	7	2.03
(1,33)	1:A:55:SER:O	2:B:79:LYS:CG	7	2.03
(1,33)	1:A:55:SER:O	2:B:79:LYS:H	7	2.03
(1,33)	1:A:55:SER:O	2:B:79:LYS:HA	7	2.03
(1,33)	1:A:55:SER:O	2:B:79:LYS:HB2	7	2.03
(1,33)	1:A:55:SER:O	2:B:79:LYS:HB3	7	2.03
(1,33)	1:A:55:SER:O	2:B:79:LYS:HD2	7	2.03
(1,33)	1:A:55:SER:O	2:B:79:LYS:HD3	7	2.03
(1,33)	1:A:55:SER:O	2:B:79:LYS:HE2	7	2.03
(1,33)	1:A:55:SER:O	2:B:79:LYS:HE3	7	2.03
(1,33)	1:A:55:SER:O	2:B:79:LYS:HG2	7	2.03
(1,33)	1:A:55:SER:O	2:B:79:LYS:HG3	7	2.03
(1,33)	1:A:55:SER:O	2:B:79:LYS:HZ1	7	2.03
(1,33)	1:A:55:SER:O	2:B:79:LYS:HZ2	7	2.03
(1,33)	1:A:55:SER:O	2:B:79:LYS:HZ3	7	2.03
(1,33)	1:A:55:SER:O	2:B:79:LYS:N	7	2.03
(1,33)	1:A:55:SER:O	2:B:79:LYS:NZ	7	2.03
(1,33)	1:A:55:SER:O	2:B:79:LYS:O	7	2.03
(1,33)	1:A:55:SER:O	2:B:80:ILE:C	7	2.03
(1,33)	1:A:55:SER:O	2:B:80:ILE:CA	7	2.03
(1,33)	1:A:55:SER:O	2:B:80:ILE:CB	7	2.03
(1,33)	1:A:55:SER:O	2:B:80:ILE:CD1	7	2.03
(1,33)	1:A:55:SER:O	2:B:80:ILE:CG1	7	2.03
(1,33)	1:A:55:SER:O	2:B:80:ILE:CG2	7	2.03
(1,33)	1:A:55:SER:O	2:B:80:ILE:H	7	2.03
(1,33)	1:A:55:SER:O	2:B:80:ILE:HA	7	2.03

*Continued on next page...*

*Continued from previous page...*

Key	Atom-1	Atom-2	Model ID	Violation (Å)
(1,33)	1:A:55:SER:O	2:B:80:ILE:HB	7	2.03
(1,33)	1:A:55:SER:O	2:B:80:ILE:HD11	7	2.03
(1,33)	1:A:55:SER:O	2:B:80:ILE:HD12	7	2.03
(1,33)	1:A:55:SER:O	2:B:80:ILE:HD13	7	2.03
(1,33)	1:A:55:SER:O	2:B:80:ILE:HG12	7	2.03
(1,33)	1:A:55:SER:O	2:B:80:ILE:HG13	7	2.03
(1,33)	1:A:55:SER:O	2:B:80:ILE:HG21	7	2.03
(1,33)	1:A:55:SER:O	2:B:80:ILE:HG22	7	2.03
(1,33)	1:A:55:SER:O	2:B:80:ILE:HG23	7	2.03
(1,33)	1:A:55:SER:O	2:B:80:ILE:N	7	2.03
(1,33)	1:A:55:SER:O	2:B:80:ILE:O	7	2.03
(1,33)	1:A:55:SER:O	2:B:84:GLN:C	7	2.03
(1,33)	1:A:55:SER:O	2:B:84:GLN:CA	7	2.03
(1,33)	1:A:55:SER:O	2:B:84:GLN:CB	7	2.03
(1,33)	1:A:55:SER:O	2:B:84:GLN:CD	7	2.03
(1,33)	1:A:55:SER:O	2:B:84:GLN:CG	7	2.03
(1,33)	1:A:55:SER:O	2:B:84:GLN:H	7	2.03
(1,33)	1:A:55:SER:O	2:B:84:GLN:HA	7	2.03
(1,33)	1:A:55:SER:O	2:B:84:GLN:HB2	7	2.03
(1,33)	1:A:55:SER:O	2:B:84:GLN:HB3	7	2.03
(1,33)	1:A:55:SER:O	2:B:84:GLN:HE21	7	2.03
(1,33)	1:A:55:SER:O	2:B:84:GLN:HE22	7	2.03
(1,33)	1:A:55:SER:O	2:B:84:GLN:HG2	7	2.03
(1,33)	1:A:55:SER:O	2:B:84:GLN:HG3	7	2.03
(1,33)	1:A:55:SER:O	2:B:84:GLN:N	7	2.03
(1,33)	1:A:55:SER:O	2:B:84:GLN:NE2	7	2.03
(1,33)	1:A:55:SER:O	2:B:84:GLN:O	7	2.03
(1,33)	1:A:55:SER:O	2:B:84:GLN:OE1	7	2.03
(1,33)	1:A:55:SER:O	2:B:97:THR:C	7	2.03
(1,33)	1:A:55:SER:O	2:B:97:THR:CA	7	2.03
(1,33)	1:A:55:SER:O	2:B:97:THR:CB	7	2.03
(1,33)	1:A:55:SER:O	2:B:97:THR:CG2	7	2.03
(1,33)	1:A:55:SER:O	2:B:97:THR:H	7	2.03
(1,33)	1:A:55:SER:O	2:B:97:THR:HA	7	2.03
(1,33)	1:A:55:SER:O	2:B:97:THR:HB	7	2.03
(1,33)	1:A:55:SER:O	2:B:97:THR:HG1	7	2.03
(1,33)	1:A:55:SER:O	2:B:97:THR:HG21	7	2.03
(1,33)	1:A:55:SER:O	2:B:97:THR:HG22	7	2.03
(1,33)	1:A:55:SER:O	2:B:97:THR:HG23	7	2.03
(1,33)	1:A:55:SER:O	2:B:97:THR:N	7	2.03
(1,33)	1:A:55:SER:O	2:B:97:THR:O	7	2.03
(1,33)	1:A:55:SER:O	2:B:97:THR:OG1	7	2.03

*Continued on next page...*

*Continued from previous page...*

Key	Atom-1	Atom-2	Model ID	Violation (Å)
(1,33)	1:A:55:SER:O	2:B:99:HIS:C	7	2.03
(1,33)	1:A:55:SER:O	2:B:99:HIS:CA	7	2.03
(1,33)	1:A:55:SER:O	2:B:99:HIS:CB	7	2.03
(1,33)	1:A:55:SER:O	2:B:99:HIS:CD2	7	2.03
(1,33)	1:A:55:SER:O	2:B:99:HIS:CE1	7	2.03
(1,33)	1:A:55:SER:O	2:B:99:HIS:CG	7	2.03
(1,33)	1:A:55:SER:O	2:B:99:HIS:H	7	2.03
(1,33)	1:A:55:SER:O	2:B:99:HIS:HA	7	2.03
(1,33)	1:A:55:SER:O	2:B:99:HIS:HB2	7	2.03
(1,33)	1:A:55:SER:O	2:B:99:HIS:HB3	7	2.03
(1,33)	1:A:55:SER:O	2:B:99:HIS:HD1	7	2.03
(1,33)	1:A:55:SER:O	2:B:99:HIS:HD2	7	2.03
(1,33)	1:A:55:SER:O	2:B:99:HIS:HE1	7	2.03
(1,33)	1:A:55:SER:O	2:B:99:HIS:HE2	7	2.03
(1,33)	1:A:55:SER:O	2:B:99:HIS:N	7	2.03
(1,33)	1:A:55:SER:O	2:B:99:HIS:ND1	7	2.03
(1,33)	1:A:55:SER:O	2:B:99:HIS:NE2	7	2.03
(1,33)	1:A:55:SER:O	2:B:99:HIS:O	7	2.03
(1,33)	1:A:55:SER:O	2:B:101:VAL:C	7	2.03
(1,33)	1:A:55:SER:O	2:B:101:VAL:CA	7	2.03
(1,33)	1:A:55:SER:O	2:B:101:VAL:CB	7	2.03
(1,33)	1:A:55:SER:O	2:B:101:VAL:CG1	7	2.03
(1,33)	1:A:55:SER:O	2:B:101:VAL:CG2	7	2.03
(1,33)	1:A:55:SER:O	2:B:101:VAL:H	7	2.03
(1,33)	1:A:55:SER:O	2:B:101:VAL:HA	7	2.03
(1,33)	1:A:55:SER:O	2:B:101:VAL:HB	7	2.03
(1,33)	1:A:55:SER:O	2:B:101:VAL:HG11	7	2.03
(1,33)	1:A:55:SER:O	2:B:101:VAL:HG12	7	2.03
(1,33)	1:A:55:SER:O	2:B:101:VAL:HG13	7	2.03
(1,33)	1:A:55:SER:O	2:B:101:VAL:HG21	7	2.03
(1,33)	1:A:55:SER:O	2:B:101:VAL:HG22	7	2.03
(1,33)	1:A:55:SER:O	2:B:101:VAL:HG23	7	2.03
(1,33)	1:A:55:SER:O	2:B:101:VAL:N	7	2.03
(1,33)	1:A:55:SER:O	2:B:101:VAL:O	7	2.03
(1,33)	1:A:55:SER:OG	2:B:75:ILE:C	7	2.03
(1,33)	1:A:55:SER:OG	2:B:75:ILE:CA	7	2.03
(1,33)	1:A:55:SER:OG	2:B:75:ILE:CB	7	2.03
(1,33)	1:A:55:SER:OG	2:B:75:ILE:CD1	7	2.03
(1,33)	1:A:55:SER:OG	2:B:75:ILE:CG1	7	2.03
(1,33)	1:A:55:SER:OG	2:B:75:ILE:CG2	7	2.03
(1,33)	1:A:55:SER:OG	2:B:75:ILE:H	7	2.03
(1,33)	1:A:55:SER:OG	2:B:75:ILE:HA	7	2.03

*Continued on next page...*

*Continued from previous page...*

Key	Atom-1	Atom-2	Model ID	Violation (Å)
(1,33)	1:A:55:SER:OG	2:B:75:ILE:HB	7	2.03
(1,33)	1:A:55:SER:OG	2:B:75:ILE:HD11	7	2.03
(1,33)	1:A:55:SER:OG	2:B:75:ILE:HD12	7	2.03
(1,33)	1:A:55:SER:OG	2:B:75:ILE:HD13	7	2.03
(1,33)	1:A:55:SER:OG	2:B:75:ILE:HG12	7	2.03
(1,33)	1:A:55:SER:OG	2:B:75:ILE:HG13	7	2.03
(1,33)	1:A:55:SER:OG	2:B:75:ILE:HG21	7	2.03
(1,33)	1:A:55:SER:OG	2:B:75:ILE:HG22	7	2.03
(1,33)	1:A:55:SER:OG	2:B:75:ILE:HG23	7	2.03
(1,33)	1:A:55:SER:OG	2:B:75:ILE:N	7	2.03
(1,33)	1:A:55:SER:OG	2:B:75:ILE:O	7	2.03
(1,33)	1:A:55:SER:OG	2:B:77:ALA:C	7	2.03
(1,33)	1:A:55:SER:OG	2:B:77:ALA:CA	7	2.03
(1,33)	1:A:55:SER:OG	2:B:77:ALA:CB	7	2.03
(1,33)	1:A:55:SER:OG	2:B:77:ALA:H	7	2.03
(1,33)	1:A:55:SER:OG	2:B:77:ALA:HA	7	2.03
(1,33)	1:A:55:SER:OG	2:B:77:ALA:HB1	7	2.03
(1,33)	1:A:55:SER:OG	2:B:77:ALA:HB2	7	2.03
(1,33)	1:A:55:SER:OG	2:B:77:ALA:HB3	7	2.03
(1,33)	1:A:55:SER:OG	2:B:77:ALA:N	7	2.03
(1,33)	1:A:55:SER:OG	2:B:77:ALA:O	7	2.03
(1,33)	1:A:55:SER:OG	2:B:78:GLY:C	7	2.03
(1,33)	1:A:55:SER:OG	2:B:78:GLY:CA	7	2.03
(1,33)	1:A:55:SER:OG	2:B:78:GLY:H	7	2.03
(1,33)	1:A:55:SER:OG	2:B:78:GLY:HA2	7	2.03
(1,33)	1:A:55:SER:OG	2:B:78:GLY:HA3	7	2.03
(1,33)	1:A:55:SER:OG	2:B:78:GLY:N	7	2.03
(1,33)	1:A:55:SER:OG	2:B:78:GLY:O	7	2.03
(1,33)	1:A:55:SER:OG	2:B:79:LYS:C	7	2.03
(1,33)	1:A:55:SER:OG	2:B:79:LYS:CA	7	2.03
(1,33)	1:A:55:SER:OG	2:B:79:LYS:CB	7	2.03
(1,33)	1:A:55:SER:OG	2:B:79:LYS:CD	7	2.03
(1,33)	1:A:55:SER:OG	2:B:79:LYS:CE	7	2.03
(1,33)	1:A:55:SER:OG	2:B:79:LYS:CG	7	2.03
(1,33)	1:A:55:SER:OG	2:B:79:LYS:H	7	2.03
(1,33)	1:A:55:SER:OG	2:B:79:LYS:HA	7	2.03
(1,33)	1:A:55:SER:OG	2:B:79:LYS:HB2	7	2.03
(1,33)	1:A:55:SER:OG	2:B:79:LYS:HB3	7	2.03
(1,33)	1:A:55:SER:OG	2:B:79:LYS:HD2	7	2.03
(1,33)	1:A:55:SER:OG	2:B:79:LYS:HD3	7	2.03
(1,33)	1:A:55:SER:OG	2:B:79:LYS:HE2	7	2.03
(1,33)	1:A:55:SER:OG	2:B:79:LYS:HE3	7	2.03

*Continued on next page...*

*Continued from previous page...*

Key	Atom-1	Atom-2	Model ID	Violation (Å)
(1,33)	1:A:55:SER:OG	2:B:79:LYS:HG2	7	2.03
(1,33)	1:A:55:SER:OG	2:B:79:LYS:HG3	7	2.03
(1,33)	1:A:55:SER:OG	2:B:79:LYS:HZ1	7	2.03
(1,33)	1:A:55:SER:OG	2:B:79:LYS:HZ2	7	2.03
(1,33)	1:A:55:SER:OG	2:B:79:LYS:HZ3	7	2.03
(1,33)	1:A:55:SER:OG	2:B:79:LYS:N	7	2.03
(1,33)	1:A:55:SER:OG	2:B:79:LYS:NZ	7	2.03
(1,33)	1:A:55:SER:OG	2:B:79:LYS:O	7	2.03
(1,33)	1:A:55:SER:OG	2:B:80:ILE:C	7	2.03
(1,33)	1:A:55:SER:OG	2:B:80:ILE:CA	7	2.03
(1,33)	1:A:55:SER:OG	2:B:80:ILE:CB	7	2.03
(1,33)	1:A:55:SER:OG	2:B:80:ILE:CD1	7	2.03
(1,33)	1:A:55:SER:OG	2:B:80:ILE:CG1	7	2.03
(1,33)	1:A:55:SER:OG	2:B:80:ILE:CG2	7	2.03
(1,33)	1:A:55:SER:OG	2:B:80:ILE:H	7	2.03
(1,33)	1:A:55:SER:OG	2:B:80:ILE:HA	7	2.03
(1,33)	1:A:55:SER:OG	2:B:80:ILE:HB	7	2.03
(1,33)	1:A:55:SER:OG	2:B:80:ILE:HD11	7	2.03
(1,33)	1:A:55:SER:OG	2:B:80:ILE:HD12	7	2.03
(1,33)	1:A:55:SER:OG	2:B:80:ILE:HD13	7	2.03
(1,33)	1:A:55:SER:OG	2:B:80:ILE:HG12	7	2.03
(1,33)	1:A:55:SER:OG	2:B:80:ILE:HG13	7	2.03
(1,33)	1:A:55:SER:OG	2:B:80:ILE:HG21	7	2.03
(1,33)	1:A:55:SER:OG	2:B:80:ILE:HG22	7	2.03
(1,33)	1:A:55:SER:OG	2:B:80:ILE:HG23	7	2.03
(1,33)	1:A:55:SER:OG	2:B:80:ILE:N	7	2.03
(1,33)	1:A:55:SER:OG	2:B:80:ILE:O	7	2.03
(1,33)	1:A:55:SER:OG	2:B:84:GLN:C	7	2.03
(1,33)	1:A:55:SER:OG	2:B:84:GLN:CA	7	2.03
(1,33)	1:A:55:SER:OG	2:B:84:GLN:CB	7	2.03
(1,33)	1:A:55:SER:OG	2:B:84:GLN:CD	7	2.03
(1,33)	1:A:55:SER:OG	2:B:84:GLN:CG	7	2.03
(1,33)	1:A:55:SER:OG	2:B:84:GLN:H	7	2.03
(1,33)	1:A:55:SER:OG	2:B:84:GLN:HA	7	2.03
(1,33)	1:A:55:SER:OG	2:B:84:GLN:HB2	7	2.03
(1,33)	1:A:55:SER:OG	2:B:84:GLN:HB3	7	2.03
(1,33)	1:A:55:SER:OG	2:B:84:GLN:HE21	7	2.03
(1,33)	1:A:55:SER:OG	2:B:84:GLN:HE22	7	2.03
(1,33)	1:A:55:SER:OG	2:B:84:GLN:HG2	7	2.03
(1,33)	1:A:55:SER:OG	2:B:84:GLN:HG3	7	2.03
(1,33)	1:A:55:SER:OG	2:B:84:GLN:N	7	2.03
(1,33)	1:A:55:SER:OG	2:B:84:GLN:NE2	7	2.03

*Continued on next page...*

*Continued from previous page...*

Key	Atom-1	Atom-2	Model ID	Violation (Å)
(1,33)	1:A:55:SER:OG	2:B:84:GLN:O	7	2.03
(1,33)	1:A:55:SER:OG	2:B:84:GLN:OE1	7	2.03
(1,33)	1:A:55:SER:OG	2:B:97:THR:C	7	2.03
(1,33)	1:A:55:SER:OG	2:B:97:THR:CA	7	2.03
(1,33)	1:A:55:SER:OG	2:B:97:THR:CB	7	2.03
(1,33)	1:A:55:SER:OG	2:B:97:THR:CG2	7	2.03
(1,33)	1:A:55:SER:OG	2:B:97:THR:H	7	2.03
(1,33)	1:A:55:SER:OG	2:B:97:THR:HA	7	2.03
(1,33)	1:A:55:SER:OG	2:B:97:THR:HB	7	2.03
(1,33)	1:A:55:SER:OG	2:B:97:THR:HG1	7	2.03
(1,33)	1:A:55:SER:OG	2:B:97:THR:HG21	7	2.03
(1,33)	1:A:55:SER:OG	2:B:97:THR:HG22	7	2.03
(1,33)	1:A:55:SER:OG	2:B:97:THR:HG23	7	2.03
(1,33)	1:A:55:SER:OG	2:B:97:THR:N	7	2.03
(1,33)	1:A:55:SER:OG	2:B:97:THR:O	7	2.03
(1,33)	1:A:55:SER:OG	2:B:97:THR:OG1	7	2.03
(1,33)	1:A:55:SER:OG	2:B:99:HIS:C	7	2.03
(1,33)	1:A:55:SER:OG	2:B:99:HIS:CA	7	2.03
(1,33)	1:A:55:SER:OG	2:B:99:HIS:CB	7	2.03
(1,33)	1:A:55:SER:OG	2:B:99:HIS:CD2	7	2.03
(1,33)	1:A:55:SER:OG	2:B:99:HIS:CE1	7	2.03
(1,33)	1:A:55:SER:OG	2:B:99:HIS:CG	7	2.03
(1,33)	1:A:55:SER:OG	2:B:99:HIS:H	7	2.03
(1,33)	1:A:55:SER:OG	2:B:99:HIS:HA	7	2.03
(1,33)	1:A:55:SER:OG	2:B:99:HIS:HB2	7	2.03
(1,33)	1:A:55:SER:OG	2:B:99:HIS:HB3	7	2.03
(1,33)	1:A:55:SER:OG	2:B:99:HIS:HD1	7	2.03
(1,33)	1:A:55:SER:OG	2:B:99:HIS:HD2	7	2.03
(1,33)	1:A:55:SER:OG	2:B:99:HIS:HE1	7	2.03
(1,33)	1:A:55:SER:OG	2:B:99:HIS:HE2	7	2.03
(1,33)	1:A:55:SER:OG	2:B:99:HIS:N	7	2.03
(1,33)	1:A:55:SER:OG	2:B:99:HIS:ND1	7	2.03
(1,33)	1:A:55:SER:OG	2:B:99:HIS:NE2	7	2.03
(1,33)	1:A:55:SER:OG	2:B:99:HIS:O	7	2.03
(1,33)	1:A:55:SER:OG	2:B:101:VAL:C	7	2.03
(1,33)	1:A:55:SER:OG	2:B:101:VAL:CA	7	2.03
(1,33)	1:A:55:SER:OG	2:B:101:VAL:CB	7	2.03
(1,33)	1:A:55:SER:OG	2:B:101:VAL:CG1	7	2.03
(1,33)	1:A:55:SER:OG	2:B:101:VAL:CG2	7	2.03
(1,33)	1:A:55:SER:OG	2:B:101:VAL:H	7	2.03
(1,33)	1:A:55:SER:OG	2:B:101:VAL:HA	7	2.03
(1,33)	1:A:55:SER:OG	2:B:101:VAL:HB	7	2.03

*Continued on next page...*

*Continued from previous page...*

Key	Atom-1	Atom-2	Model ID	Violation (Å)
(1,33)	1:A:55:SER:OG	2:B:101:VAL:HG11	7	2.03
(1,33)	1:A:55:SER:OG	2:B:101:VAL:HG12	7	2.03
(1,33)	1:A:55:SER:OG	2:B:101:VAL:HG13	7	2.03
(1,33)	1:A:55:SER:OG	2:B:101:VAL:HG21	7	2.03
(1,33)	1:A:55:SER:OG	2:B:101:VAL:HG22	7	2.03
(1,33)	1:A:55:SER:OG	2:B:101:VAL:HG23	7	2.03
(1,33)	1:A:55:SER:OG	2:B:101:VAL:N	7	2.03
(1,33)	1:A:55:SER:OG	2:B:101:VAL:O	7	2.03
(1,37)	1:A:104:ARG:C	2:B:75:ILE:C	2	1.98
(1,37)	1:A:104:ARG:C	2:B:75:ILE:CA	2	1.98
(1,37)	1:A:104:ARG:C	2:B:75:ILE:CB	2	1.98
(1,37)	1:A:104:ARG:C	2:B:75:ILE:CD1	2	1.98
(1,37)	1:A:104:ARG:C	2:B:75:ILE:CG1	2	1.98
(1,37)	1:A:104:ARG:C	2:B:75:ILE:CG2	2	1.98
(1,37)	1:A:104:ARG:C	2:B:75:ILE:H	2	1.98
(1,37)	1:A:104:ARG:C	2:B:75:ILE:HA	2	1.98
(1,37)	1:A:104:ARG:C	2:B:75:ILE:HB	2	1.98
(1,37)	1:A:104:ARG:C	2:B:75:ILE:HD11	2	1.98
(1,37)	1:A:104:ARG:C	2:B:75:ILE:HD12	2	1.98
(1,37)	1:A:104:ARG:C	2:B:75:ILE:HD13	2	1.98
(1,37)	1:A:104:ARG:C	2:B:75:ILE:HG12	2	1.98
(1,37)	1:A:104:ARG:C	2:B:75:ILE:HG13	2	1.98
(1,37)	1:A:104:ARG:C	2:B:75:ILE:HG21	2	1.98
(1,37)	1:A:104:ARG:C	2:B:75:ILE:HG22	2	1.98
(1,37)	1:A:104:ARG:C	2:B:75:ILE:HG23	2	1.98
(1,37)	1:A:104:ARG:C	2:B:75:ILE:N	2	1.98
(1,37)	1:A:104:ARG:C	2:B:75:ILE:O	2	1.98
(1,37)	1:A:104:ARG:C	2:B:77:ALA:C	2	1.98
(1,37)	1:A:104:ARG:C	2:B:77:ALA:CA	2	1.98
(1,37)	1:A:104:ARG:C	2:B:77:ALA:CB	2	1.98
(1,37)	1:A:104:ARG:C	2:B:77:ALA:H	2	1.98
(1,37)	1:A:104:ARG:C	2:B:77:ALA:HA	2	1.98
(1,37)	1:A:104:ARG:C	2:B:77:ALA:HB1	2	1.98
(1,37)	1:A:104:ARG:C	2:B:77:ALA:HB2	2	1.98
(1,37)	1:A:104:ARG:C	2:B:77:ALA:HB3	2	1.98
(1,37)	1:A:104:ARG:C	2:B:77:ALA:N	2	1.98
(1,37)	1:A:104:ARG:C	2:B:77:ALA:O	2	1.98
(1,37)	1:A:104:ARG:C	2:B:78:GLY:C	2	1.98
(1,37)	1:A:104:ARG:C	2:B:78:GLY:CA	2	1.98
(1,37)	1:A:104:ARG:C	2:B:78:GLY:H	2	1.98
(1,37)	1:A:104:ARG:C	2:B:78:GLY:HA2	2	1.98
(1,37)	1:A:104:ARG:C	2:B:78:GLY:HA3	2	1.98

*Continued on next page...*



*Continued from previous page...*

Key	Atom-1	Atom-2	Model ID	Violation (Å)
(1,37)	1:A:104:ARG:C	2:B:78:GLY:N	2	1.98
(1,37)	1:A:104:ARG:C	2:B:78:GLY:O	2	1.98
(1,37)	1:A:104:ARG:C	2:B:79:LYS:C	2	1.98
(1,37)	1:A:104:ARG:C	2:B:79:LYS:CA	2	1.98
(1,37)	1:A:104:ARG:C	2:B:79:LYS:CB	2	1.98
(1,37)	1:A:104:ARG:C	2:B:79:LYS:CD	2	1.98
(1,37)	1:A:104:ARG:C	2:B:79:LYS:CE	2	1.98
(1,37)	1:A:104:ARG:C	2:B:79:LYS:CG	2	1.98
(1,37)	1:A:104:ARG:C	2:B:79:LYS:H	2	1.98
(1,37)	1:A:104:ARG:C	2:B:79:LYS:HA	2	1.98
(1,37)	1:A:104:ARG:C	2:B:79:LYS:HB2	2	1.98
(1,37)	1:A:104:ARG:C	2:B:79:LYS:HB3	2	1.98
(1,37)	1:A:104:ARG:C	2:B:79:LYS:HD2	2	1.98
(1,37)	1:A:104:ARG:C	2:B:79:LYS:HD3	2	1.98
(1,37)	1:A:104:ARG:C	2:B:79:LYS:HE2	2	1.98
(1,37)	1:A:104:ARG:C	2:B:79:LYS:HE3	2	1.98
(1,37)	1:A:104:ARG:C	2:B:79:LYS:HG2	2	1.98
(1,37)	1:A:104:ARG:C	2:B:79:LYS:HG3	2	1.98
(1,37)	1:A:104:ARG:C	2:B:79:LYS:HZ1	2	1.98
(1,37)	1:A:104:ARG:C	2:B:79:LYS:HZ2	2	1.98
(1,37)	1:A:104:ARG:C	2:B:79:LYS:HZ3	2	1.98
(1,37)	1:A:104:ARG:C	2:B:79:LYS:N	2	1.98
(1,37)	1:A:104:ARG:C	2:B:79:LYS:NZ	2	1.98
(1,37)	1:A:104:ARG:C	2:B:79:LYS:O	2	1.98
(1,37)	1:A:104:ARG:C	2:B:80:ILE:C	2	1.98
(1,37)	1:A:104:ARG:C	2:B:80:ILE:CA	2	1.98
(1,37)	1:A:104:ARG:C	2:B:80:ILE:CB	2	1.98
(1,37)	1:A:104:ARG:C	2:B:80:ILE:CD1	2	1.98
(1,37)	1:A:104:ARG:C	2:B:80:ILE:CG1	2	1.98
(1,37)	1:A:104:ARG:C	2:B:80:ILE:CG2	2	1.98
(1,37)	1:A:104:ARG:C	2:B:80:ILE:H	2	1.98
(1,37)	1:A:104:ARG:C	2:B:80:ILE:HA	2	1.98
(1,37)	1:A:104:ARG:C	2:B:80:ILE:HB	2	1.98
(1,37)	1:A:104:ARG:C	2:B:80:ILE:HD11	2	1.98
(1,37)	1:A:104:ARG:C	2:B:80:ILE:HD12	2	1.98
(1,37)	1:A:104:ARG:C	2:B:80:ILE:HD13	2	1.98
(1,37)	1:A:104:ARG:C	2:B:80:ILE:HG12	2	1.98
(1,37)	1:A:104:ARG:C	2:B:80:ILE:HG13	2	1.98
(1,37)	1:A:104:ARG:C	2:B:80:ILE:HG21	2	1.98
(1,37)	1:A:104:ARG:C	2:B:80:ILE:HG22	2	1.98
(1,37)	1:A:104:ARG:C	2:B:80:ILE:HG23	2	1.98
(1,37)	1:A:104:ARG:C	2:B:80:ILE:N	2	1.98

*Continued on next page...*

*Continued from previous page...*

Key	Atom-1	Atom-2	Model ID	Violation (Å)
(1,37)	1:A:104:ARG:C	2:B:80:ILE:O	2	1.98
(1,37)	1:A:104:ARG:C	2:B:84:GLN:C	2	1.98
(1,37)	1:A:104:ARG:C	2:B:84:GLN:CA	2	1.98
(1,37)	1:A:104:ARG:C	2:B:84:GLN:CB	2	1.98
(1,37)	1:A:104:ARG:C	2:B:84:GLN:CD	2	1.98
(1,37)	1:A:104:ARG:C	2:B:84:GLN:CG	2	1.98
(1,37)	1:A:104:ARG:C	2:B:84:GLN:H	2	1.98
(1,37)	1:A:104:ARG:C	2:B:84:GLN:HA	2	1.98
(1,37)	1:A:104:ARG:C	2:B:84:GLN:HB2	2	1.98
(1,37)	1:A:104:ARG:C	2:B:84:GLN:HB3	2	1.98
(1,37)	1:A:104:ARG:C	2:B:84:GLN:HE21	2	1.98
(1,37)	1:A:104:ARG:C	2:B:84:GLN:HE22	2	1.98
(1,37)	1:A:104:ARG:C	2:B:84:GLN:HG2	2	1.98
(1,37)	1:A:104:ARG:C	2:B:84:GLN:HG3	2	1.98
(1,37)	1:A:104:ARG:C	2:B:84:GLN:N	2	1.98
(1,37)	1:A:104:ARG:C	2:B:84:GLN:NE2	2	1.98
(1,37)	1:A:104:ARG:C	2:B:84:GLN:O	2	1.98
(1,37)	1:A:104:ARG:C	2:B:84:GLN:OE1	2	1.98
(1,37)	1:A:104:ARG:C	2:B:97:THR:C	2	1.98
(1,37)	1:A:104:ARG:C	2:B:97:THR:CA	2	1.98
(1,37)	1:A:104:ARG:C	2:B:97:THR:CB	2	1.98
(1,37)	1:A:104:ARG:C	2:B:97:THR:CG2	2	1.98
(1,37)	1:A:104:ARG:C	2:B:97:THR:H	2	1.98
(1,37)	1:A:104:ARG:C	2:B:97:THR:HA	2	1.98
(1,37)	1:A:104:ARG:C	2:B:97:THR:HB	2	1.98
(1,37)	1:A:104:ARG:C	2:B:97:THR:HG1	2	1.98
(1,37)	1:A:104:ARG:C	2:B:97:THR:HG21	2	1.98
(1,37)	1:A:104:ARG:C	2:B:97:THR:HG22	2	1.98
(1,37)	1:A:104:ARG:C	2:B:97:THR:HG23	2	1.98
(1,37)	1:A:104:ARG:C	2:B:97:THR:N	2	1.98
(1,37)	1:A:104:ARG:C	2:B:97:THR:O	2	1.98
(1,37)	1:A:104:ARG:C	2:B:97:THR:OG1	2	1.98
(1,37)	1:A:104:ARG:C	2:B:99:HIS:C	2	1.98
(1,37)	1:A:104:ARG:C	2:B:99:HIS:CA	2	1.98
(1,37)	1:A:104:ARG:C	2:B:99:HIS:CB	2	1.98
(1,37)	1:A:104:ARG:C	2:B:99:HIS:CD2	2	1.98
(1,37)	1:A:104:ARG:C	2:B:99:HIS:CE1	2	1.98
(1,37)	1:A:104:ARG:C	2:B:99:HIS:CG	2	1.98
(1,37)	1:A:104:ARG:C	2:B:99:HIS:H	2	1.98
(1,37)	1:A:104:ARG:C	2:B:99:HIS:HA	2	1.98
(1,37)	1:A:104:ARG:C	2:B:99:HIS:HB2	2	1.98
(1,37)	1:A:104:ARG:C	2:B:99:HIS:HB3	2	1.98

*Continued on next page...*

*Continued from previous page...*

Key	Atom-1	Atom-2	Model ID	Violation (Å)
(1,37)	1:A:104:ARG:C	2:B:99:HIS:HD1	2	1.98
(1,37)	1:A:104:ARG:C	2:B:99:HIS:HD2	2	1.98
(1,37)	1:A:104:ARG:C	2:B:99:HIS:HE1	2	1.98
(1,37)	1:A:104:ARG:C	2:B:99:HIS:HE2	2	1.98
(1,37)	1:A:104:ARG:C	2:B:99:HIS:N	2	1.98
(1,37)	1:A:104:ARG:C	2:B:99:HIS:ND1	2	1.98
(1,37)	1:A:104:ARG:C	2:B:99:HIS:NE2	2	1.98
(1,37)	1:A:104:ARG:C	2:B:99:HIS:O	2	1.98
(1,37)	1:A:104:ARG:C	2:B:101:VAL:C	2	1.98
(1,37)	1:A:104:ARG:C	2:B:101:VAL:CA	2	1.98
(1,37)	1:A:104:ARG:C	2:B:101:VAL:CB	2	1.98
(1,37)	1:A:104:ARG:C	2:B:101:VAL:CG1	2	1.98
(1,37)	1:A:104:ARG:C	2:B:101:VAL:CG2	2	1.98
(1,37)	1:A:104:ARG:C	2:B:101:VAL:H	2	1.98
(1,37)	1:A:104:ARG:C	2:B:101:VAL:HA	2	1.98
(1,37)	1:A:104:ARG:C	2:B:101:VAL:HB	2	1.98
(1,37)	1:A:104:ARG:C	2:B:101:VAL:HG11	2	1.98
(1,37)	1:A:104:ARG:C	2:B:101:VAL:HG12	2	1.98
(1,37)	1:A:104:ARG:C	2:B:101:VAL:HG13	2	1.98
(1,37)	1:A:104:ARG:C	2:B:101:VAL:HG21	2	1.98
(1,37)	1:A:104:ARG:C	2:B:101:VAL:HG22	2	1.98
(1,37)	1:A:104:ARG:C	2:B:101:VAL:HG23	2	1.98
(1,37)	1:A:104:ARG:C	2:B:101:VAL:N	2	1.98
(1,37)	1:A:104:ARG:C	2:B:101:VAL:O	2	1.98
(1,37)	1:A:104:ARG:CA	2:B:75:ILE:C	2	1.98
(1,37)	1:A:104:ARG:CA	2:B:75:ILE:CA	2	1.98
(1,37)	1:A:104:ARG:CA	2:B:75:ILE:CB	2	1.98
(1,37)	1:A:104:ARG:CA	2:B:75:ILE:CD1	2	1.98
(1,37)	1:A:104:ARG:CA	2:B:75:ILE:CG1	2	1.98
(1,37)	1:A:104:ARG:CA	2:B:75:ILE:CG2	2	1.98
(1,37)	1:A:104:ARG:CA	2:B:75:ILE:H	2	1.98
(1,37)	1:A:104:ARG:CA	2:B:75:ILE:HA	2	1.98
(1,37)	1:A:104:ARG:CA	2:B:75:ILE:HB	2	1.98
(1,37)	1:A:104:ARG:CA	2:B:75:ILE:HD11	2	1.98
(1,37)	1:A:104:ARG:CA	2:B:75:ILE:HD12	2	1.98
(1,37)	1:A:104:ARG:CA	2:B:75:ILE:HD13	2	1.98
(1,37)	1:A:104:ARG:CA	2:B:75:ILE:HG12	2	1.98
(1,37)	1:A:104:ARG:CA	2:B:75:ILE:HG13	2	1.98
(1,37)	1:A:104:ARG:CA	2:B:75:ILE:HG21	2	1.98
(1,37)	1:A:104:ARG:CA	2:B:75:ILE:HG22	2	1.98
(1,37)	1:A:104:ARG:CA	2:B:75:ILE:HG23	2	1.98
(1,37)	1:A:104:ARG:CA	2:B:75:ILE:N	2	1.98

*Continued on next page...*

*Continued from previous page...*

Key	Atom-1	Atom-2	Model ID	Violation (Å)
(1,37)	1:A:104:ARG:CA	2:B:75:ILE:O	2	1.98
(1,37)	1:A:104:ARG:CA	2:B:77:ALA:C	2	1.98
(1,37)	1:A:104:ARG:CA	2:B:77:ALA:CA	2	1.98
(1,37)	1:A:104:ARG:CA	2:B:77:ALA:CB	2	1.98
(1,37)	1:A:104:ARG:CA	2:B:77:ALA:H	2	1.98
(1,37)	1:A:104:ARG:CA	2:B:77:ALA:HA	2	1.98
(1,37)	1:A:104:ARG:CA	2:B:77:ALA:HB1	2	1.98
(1,37)	1:A:104:ARG:CA	2:B:77:ALA:HB2	2	1.98
(1,37)	1:A:104:ARG:CA	2:B:77:ALA:HB3	2	1.98
(1,37)	1:A:104:ARG:CA	2:B:77:ALA:N	2	1.98
(1,37)	1:A:104:ARG:CA	2:B:77:ALA:O	2	1.98
(1,37)	1:A:104:ARG:CA	2:B:78:GLY:C	2	1.98
(1,37)	1:A:104:ARG:CA	2:B:78:GLY:CA	2	1.98
(1,37)	1:A:104:ARG:CA	2:B:78:GLY:H	2	1.98
(1,37)	1:A:104:ARG:CA	2:B:78:GLY:HA2	2	1.98
(1,37)	1:A:104:ARG:CA	2:B:78:GLY:HA3	2	1.98
(1,37)	1:A:104:ARG:CA	2:B:78:GLY:N	2	1.98
(1,37)	1:A:104:ARG:CA	2:B:78:GLY:O	2	1.98
(1,37)	1:A:104:ARG:CA	2:B:79:LYS:C	2	1.98
(1,37)	1:A:104:ARG:CA	2:B:79:LYS:CA	2	1.98
(1,37)	1:A:104:ARG:CA	2:B:79:LYS:CB	2	1.98
(1,37)	1:A:104:ARG:CA	2:B:79:LYS:CD	2	1.98
(1,37)	1:A:104:ARG:CA	2:B:79:LYS:CE	2	1.98
(1,37)	1:A:104:ARG:CA	2:B:79:LYS:CG	2	1.98
(1,37)	1:A:104:ARG:CA	2:B:79:LYS:H	2	1.98
(1,37)	1:A:104:ARG:CA	2:B:79:LYS:HA	2	1.98
(1,37)	1:A:104:ARG:CA	2:B:79:LYS:HB2	2	1.98
(1,37)	1:A:104:ARG:CA	2:B:79:LYS:HB3	2	1.98
(1,37)	1:A:104:ARG:CA	2:B:79:LYS:HD2	2	1.98
(1,37)	1:A:104:ARG:CA	2:B:79:LYS:HD3	2	1.98
(1,37)	1:A:104:ARG:CA	2:B:79:LYS:HE2	2	1.98
(1,37)	1:A:104:ARG:CA	2:B:79:LYS:HE3	2	1.98
(1,37)	1:A:104:ARG:CA	2:B:79:LYS:HG2	2	1.98
(1,37)	1:A:104:ARG:CA	2:B:79:LYS:HG3	2	1.98
(1,37)	1:A:104:ARG:CA	2:B:79:LYS:HZ1	2	1.98
(1,37)	1:A:104:ARG:CA	2:B:79:LYS:HZ2	2	1.98
(1,37)	1:A:104:ARG:CA	2:B:79:LYS:HZ3	2	1.98
(1,37)	1:A:104:ARG:CA	2:B:79:LYS:N	2	1.98
(1,37)	1:A:104:ARG:CA	2:B:79:LYS:NZ	2	1.98
(1,37)	1:A:104:ARG:CA	2:B:79:LYS:O	2	1.98
(1,37)	1:A:104:ARG:CA	2:B:80:ILE:C	2	1.98
(1,37)	1:A:104:ARG:CA	2:B:80:ILE:CA	2	1.98

*Continued on next page...*

*Continued from previous page...*

Key	Atom-1	Atom-2	Model ID	Violation (Å)
(1,37)	1:A:104:ARG:CA	2:B:80:ILE:CB	2	1.98
(1,37)	1:A:104:ARG:CA	2:B:80:ILE:CD1	2	1.98
(1,37)	1:A:104:ARG:CA	2:B:80:ILE:CG1	2	1.98
(1,37)	1:A:104:ARG:CA	2:B:80:ILE:CG2	2	1.98
(1,37)	1:A:104:ARG:CA	2:B:80:ILE:H	2	1.98
(1,37)	1:A:104:ARG:CA	2:B:80:ILE:HA	2	1.98
(1,37)	1:A:104:ARG:CA	2:B:80:ILE:HB	2	1.98
(1,37)	1:A:104:ARG:CA	2:B:80:ILE:HD11	2	1.98
(1,37)	1:A:104:ARG:CA	2:B:80:ILE:HD12	2	1.98
(1,37)	1:A:104:ARG:CA	2:B:80:ILE:HD13	2	1.98
(1,37)	1:A:104:ARG:CA	2:B:80:ILE:HG12	2	1.98
(1,37)	1:A:104:ARG:CA	2:B:80:ILE:HG13	2	1.98
(1,37)	1:A:104:ARG:CA	2:B:80:ILE:HG21	2	1.98
(1,37)	1:A:104:ARG:CA	2:B:80:ILE:HG22	2	1.98
(1,37)	1:A:104:ARG:CA	2:B:80:ILE:HG23	2	1.98
(1,37)	1:A:104:ARG:CA	2:B:80:ILE:N	2	1.98
(1,37)	1:A:104:ARG:CA	2:B:80:ILE:O	2	1.98
(1,37)	1:A:104:ARG:CA	2:B:84:GLN:C	2	1.98
(1,37)	1:A:104:ARG:CA	2:B:84:GLN:CA	2	1.98
(1,37)	1:A:104:ARG:CA	2:B:84:GLN:CB	2	1.98
(1,37)	1:A:104:ARG:CA	2:B:84:GLN:CD	2	1.98
(1,37)	1:A:104:ARG:CA	2:B:84:GLN:CG	2	1.98
(1,37)	1:A:104:ARG:CA	2:B:84:GLN:H	2	1.98
(1,37)	1:A:104:ARG:CA	2:B:84:GLN:HA	2	1.98
(1,37)	1:A:104:ARG:CA	2:B:84:GLN:HB2	2	1.98
(1,37)	1:A:104:ARG:CA	2:B:84:GLN:HB3	2	1.98
(1,37)	1:A:104:ARG:CA	2:B:84:GLN:HE21	2	1.98
(1,37)	1:A:104:ARG:CA	2:B:84:GLN:HE22	2	1.98
(1,37)	1:A:104:ARG:CA	2:B:84:GLN:HG2	2	1.98
(1,37)	1:A:104:ARG:CA	2:B:84:GLN:HG3	2	1.98
(1,37)	1:A:104:ARG:CA	2:B:84:GLN:N	2	1.98
(1,37)	1:A:104:ARG:CA	2:B:84:GLN:NE2	2	1.98
(1,37)	1:A:104:ARG:CA	2:B:84:GLN:O	2	1.98
(1,37)	1:A:104:ARG:CA	2:B:84:GLN:OE1	2	1.98
(1,37)	1:A:104:ARG:CA	2:B:97:THR:C	2	1.98
(1,37)	1:A:104:ARG:CA	2:B:97:THR:CA	2	1.98
(1,37)	1:A:104:ARG:CA	2:B:97:THR:CB	2	1.98
(1,37)	1:A:104:ARG:CA	2:B:97:THR:CG2	2	1.98
(1,37)	1:A:104:ARG:CA	2:B:97:THR:H	2	1.98
(1,37)	1:A:104:ARG:CA	2:B:97:THR:HA	2	1.98
(1,37)	1:A:104:ARG:CA	2:B:97:THR:HB	2	1.98
(1,37)	1:A:104:ARG:CA	2:B:97:THR:HG1	2	1.98

*Continued on next page...*

*Continued from previous page...*

Key	Atom-1	Atom-2	Model ID	Violation (Å)
(1,37)	1:A:104:ARG:CA	2:B:97:THR:HG21	2	1.98
(1,37)	1:A:104:ARG:CA	2:B:97:THR:HG22	2	1.98
(1,37)	1:A:104:ARG:CA	2:B:97:THR:HG23	2	1.98
(1,37)	1:A:104:ARG:CA	2:B:97:THR:N	2	1.98
(1,37)	1:A:104:ARG:CA	2:B:97:THR:O	2	1.98
(1,37)	1:A:104:ARG:CA	2:B:97:THR:OG1	2	1.98
(1,37)	1:A:104:ARG:CA	2:B:99:HIS:C	2	1.98
(1,37)	1:A:104:ARG:CA	2:B:99:HIS:CA	2	1.98
(1,37)	1:A:104:ARG:CA	2:B:99:HIS:CB	2	1.98
(1,37)	1:A:104:ARG:CA	2:B:99:HIS:CD2	2	1.98
(1,37)	1:A:104:ARG:CA	2:B:99:HIS:CE1	2	1.98
(1,37)	1:A:104:ARG:CA	2:B:99:HIS:CG	2	1.98
(1,37)	1:A:104:ARG:CA	2:B:99:HIS:H	2	1.98
(1,37)	1:A:104:ARG:CA	2:B:99:HIS:HA	2	1.98
(1,37)	1:A:104:ARG:CA	2:B:99:HIS:HB2	2	1.98
(1,37)	1:A:104:ARG:CA	2:B:99:HIS:HB3	2	1.98
(1,37)	1:A:104:ARG:CA	2:B:99:HIS:HD1	2	1.98
(1,37)	1:A:104:ARG:CA	2:B:99:HIS:HD2	2	1.98
(1,37)	1:A:104:ARG:CA	2:B:99:HIS:HE1	2	1.98
(1,37)	1:A:104:ARG:CA	2:B:99:HIS:HE2	2	1.98
(1,37)	1:A:104:ARG:CA	2:B:99:HIS:N	2	1.98
(1,37)	1:A:104:ARG:CA	2:B:99:HIS:ND1	2	1.98
(1,37)	1:A:104:ARG:CA	2:B:99:HIS:NE2	2	1.98
(1,37)	1:A:104:ARG:CA	2:B:99:HIS:O	2	1.98
(1,37)	1:A:104:ARG:CA	2:B:101:VAL:C	2	1.98
(1,37)	1:A:104:ARG:CA	2:B:101:VAL:CA	2	1.98
(1,37)	1:A:104:ARG:CA	2:B:101:VAL:CB	2	1.98
(1,37)	1:A:104:ARG:CA	2:B:101:VAL:CG1	2	1.98
(1,37)	1:A:104:ARG:CA	2:B:101:VAL:CG2	2	1.98
(1,37)	1:A:104:ARG:CA	2:B:101:VAL:H	2	1.98
(1,37)	1:A:104:ARG:CA	2:B:101:VAL:HA	2	1.98
(1,37)	1:A:104:ARG:CA	2:B:101:VAL:HB	2	1.98
(1,37)	1:A:104:ARG:CA	2:B:101:VAL:HG11	2	1.98
(1,37)	1:A:104:ARG:CA	2:B:101:VAL:HG12	2	1.98
(1,37)	1:A:104:ARG:CA	2:B:101:VAL:HG13	2	1.98
(1,37)	1:A:104:ARG:CA	2:B:101:VAL:HG21	2	1.98
(1,37)	1:A:104:ARG:CA	2:B:101:VAL:HG22	2	1.98
(1,37)	1:A:104:ARG:CA	2:B:101:VAL:HG23	2	1.98
(1,37)	1:A:104:ARG:CA	2:B:101:VAL:N	2	1.98
(1,37)	1:A:104:ARG:CA	2:B:101:VAL:O	2	1.98
(1,37)	1:A:104:ARG:CB	2:B:75:ILE:C	2	1.98
(1,37)	1:A:104:ARG:CB	2:B:75:ILE:CA	2	1.98

*Continued on next page...*

*Continued from previous page...*

Key	Atom-1	Atom-2	Model ID	Violation (Å)
(1,37)	1:A:104:ARG:CB	2:B:75:ILE:CB	2	1.98
(1,37)	1:A:104:ARG:CB	2:B:75:ILE:CD1	2	1.98
(1,37)	1:A:104:ARG:CB	2:B:75:ILE:CG1	2	1.98
(1,37)	1:A:104:ARG:CB	2:B:75:ILE:CG2	2	1.98
(1,37)	1:A:104:ARG:CB	2:B:75:ILE:H	2	1.98
(1,37)	1:A:104:ARG:CB	2:B:75:ILE:HA	2	1.98
(1,37)	1:A:104:ARG:CB	2:B:75:ILE:HB	2	1.98
(1,37)	1:A:104:ARG:CB	2:B:75:ILE:HD11	2	1.98
(1,37)	1:A:104:ARG:CB	2:B:75:ILE:HD12	2	1.98
(1,37)	1:A:104:ARG:CB	2:B:75:ILE:HD13	2	1.98
(1,37)	1:A:104:ARG:CB	2:B:75:ILE:HG12	2	1.98
(1,37)	1:A:104:ARG:CB	2:B:75:ILE:HG13	2	1.98
(1,37)	1:A:104:ARG:CB	2:B:75:ILE:HG21	2	1.98
(1,37)	1:A:104:ARG:CB	2:B:75:ILE:HG22	2	1.98
(1,37)	1:A:104:ARG:CB	2:B:75:ILE:HG23	2	1.98
(1,37)	1:A:104:ARG:CB	2:B:75:ILE:N	2	1.98
(1,37)	1:A:104:ARG:CB	2:B:75:ILE:O	2	1.98
(1,37)	1:A:104:ARG:CB	2:B:77:ALA:C	2	1.98
(1,37)	1:A:104:ARG:CB	2:B:77:ALA:CA	2	1.98
(1,37)	1:A:104:ARG:CB	2:B:77:ALA:CB	2	1.98
(1,37)	1:A:104:ARG:CB	2:B:77:ALA:H	2	1.98
(1,37)	1:A:104:ARG:CB	2:B:77:ALA:HA	2	1.98
(1,37)	1:A:104:ARG:CB	2:B:77:ALA:HB1	2	1.98
(1,37)	1:A:104:ARG:CB	2:B:77:ALA:HB2	2	1.98
(1,37)	1:A:104:ARG:CB	2:B:77:ALA:HB3	2	1.98
(1,37)	1:A:104:ARG:CB	2:B:77:ALA:N	2	1.98
(1,37)	1:A:104:ARG:CB	2:B:77:ALA:O	2	1.98
(1,37)	1:A:104:ARG:CB	2:B:78:GLY:C	2	1.98
(1,37)	1:A:104:ARG:CB	2:B:78:GLY:CA	2	1.98
(1,37)	1:A:104:ARG:CB	2:B:78:GLY:H	2	1.98
(1,37)	1:A:104:ARG:CB	2:B:78:GLY:HA2	2	1.98
(1,37)	1:A:104:ARG:CB	2:B:78:GLY:HA3	2	1.98
(1,37)	1:A:104:ARG:CB	2:B:78:GLY:N	2	1.98
(1,37)	1:A:104:ARG:CB	2:B:78:GLY:O	2	1.98
(1,37)	1:A:104:ARG:CB	2:B:79:LYS:C	2	1.98
(1,37)	1:A:104:ARG:CB	2:B:79:LYS:CA	2	1.98
(1,37)	1:A:104:ARG:CB	2:B:79:LYS:CB	2	1.98
(1,37)	1:A:104:ARG:CB	2:B:79:LYS:CD	2	1.98
(1,37)	1:A:104:ARG:CB	2:B:79:LYS:CE	2	1.98
(1,37)	1:A:104:ARG:CB	2:B:79:LYS:CG	2	1.98
(1,37)	1:A:104:ARG:CB	2:B:79:LYS:H	2	1.98
(1,37)	1:A:104:ARG:CB	2:B:79:LYS:HA	2	1.98

*Continued on next page...*

*Continued from previous page...*

Key	Atom-1	Atom-2	Model ID	Violation (Å)
(1,37)	1:A:104:ARG:CB	2:B:79:LYS:HB2	2	1.98
(1,37)	1:A:104:ARG:CB	2:B:79:LYS:HB3	2	1.98
(1,37)	1:A:104:ARG:CB	2:B:79:LYS:HD2	2	1.98
(1,37)	1:A:104:ARG:CB	2:B:79:LYS:HD3	2	1.98
(1,37)	1:A:104:ARG:CB	2:B:79:LYS:HE2	2	1.98
(1,37)	1:A:104:ARG:CB	2:B:79:LYS:HE3	2	1.98
(1,37)	1:A:104:ARG:CB	2:B:79:LYS:HG2	2	1.98
(1,37)	1:A:104:ARG:CB	2:B:79:LYS:HG3	2	1.98
(1,37)	1:A:104:ARG:CB	2:B:79:LYS:HZ1	2	1.98
(1,37)	1:A:104:ARG:CB	2:B:79:LYS:HZ2	2	1.98
(1,37)	1:A:104:ARG:CB	2:B:79:LYS:HZ3	2	1.98
(1,37)	1:A:104:ARG:CB	2:B:79:LYS:N	2	1.98
(1,37)	1:A:104:ARG:CB	2:B:79:LYS:NZ	2	1.98
(1,37)	1:A:104:ARG:CB	2:B:79:LYS:O	2	1.98
(1,37)	1:A:104:ARG:CB	2:B:80:ILE:C	2	1.98
(1,37)	1:A:104:ARG:CB	2:B:80:ILE:CA	2	1.98
(1,37)	1:A:104:ARG:CB	2:B:80:ILE:CB	2	1.98
(1,37)	1:A:104:ARG:CB	2:B:80:ILE:CD1	2	1.98
(1,37)	1:A:104:ARG:CB	2:B:80:ILE:CG1	2	1.98
(1,37)	1:A:104:ARG:CB	2:B:80:ILE:CG2	2	1.98
(1,37)	1:A:104:ARG:CB	2:B:80:ILE:H	2	1.98
(1,37)	1:A:104:ARG:CB	2:B:80:ILE:HA	2	1.98
(1,37)	1:A:104:ARG:CB	2:B:80:ILE:HB	2	1.98
(1,37)	1:A:104:ARG:CB	2:B:80:ILE:HD11	2	1.98
(1,37)	1:A:104:ARG:CB	2:B:80:ILE:HD12	2	1.98
(1,37)	1:A:104:ARG:CB	2:B:80:ILE:HD13	2	1.98
(1,37)	1:A:104:ARG:CB	2:B:80:ILE:HG12	2	1.98
(1,37)	1:A:104:ARG:CB	2:B:80:ILE:HG13	2	1.98
(1,37)	1:A:104:ARG:CB	2:B:80:ILE:HG21	2	1.98
(1,37)	1:A:104:ARG:CB	2:B:80:ILE:HG22	2	1.98
(1,37)	1:A:104:ARG:CB	2:B:80:ILE:HG23	2	1.98
(1,37)	1:A:104:ARG:CB	2:B:80:ILE:N	2	1.98
(1,37)	1:A:104:ARG:CB	2:B:80:ILE:O	2	1.98
(1,37)	1:A:104:ARG:CB	2:B:84:GLN:C	2	1.98
(1,37)	1:A:104:ARG:CB	2:B:84:GLN:CA	2	1.98
(1,37)	1:A:104:ARG:CB	2:B:84:GLN:CB	2	1.98
(1,37)	1:A:104:ARG:CB	2:B:84:GLN:CD	2	1.98
(1,37)	1:A:104:ARG:CB	2:B:84:GLN:CG	2	1.98
(1,37)	1:A:104:ARG:CB	2:B:84:GLN:H	2	1.98
(1,37)	1:A:104:ARG:CB	2:B:84:GLN:HA	2	1.98
(1,37)	1:A:104:ARG:CB	2:B:84:GLN:HB2	2	1.98
(1,37)	1:A:104:ARG:CB	2:B:84:GLN:HB3	2	1.98

*Continued on next page...*



*Continued from previous page...*

Key	Atom-1	Atom-2	Model ID	Violation (Å)
(1,37)	1:A:104:ARG:CB	2:B:84:GLN:HE21	2	1.98
(1,37)	1:A:104:ARG:CB	2:B:84:GLN:HE22	2	1.98
(1,37)	1:A:104:ARG:CB	2:B:84:GLN:HG2	2	1.98
(1,37)	1:A:104:ARG:CB	2:B:84:GLN:HG3	2	1.98
(1,37)	1:A:104:ARG:CB	2:B:84:GLN:N	2	1.98
(1,37)	1:A:104:ARG:CB	2:B:84:GLN:NE2	2	1.98
(1,37)	1:A:104:ARG:CB	2:B:84:GLN:O	2	1.98
(1,37)	1:A:104:ARG:CB	2:B:84:GLN:OE1	2	1.98
(1,37)	1:A:104:ARG:CB	2:B:97:THR:C	2	1.98
(1,37)	1:A:104:ARG:CB	2:B:97:THR:CA	2	1.98
(1,37)	1:A:104:ARG:CB	2:B:97:THR:CB	2	1.98
(1,37)	1:A:104:ARG:CB	2:B:97:THR:CG2	2	1.98
(1,37)	1:A:104:ARG:CB	2:B:97:THR:H	2	1.98
(1,37)	1:A:104:ARG:CB	2:B:97:THR:HA	2	1.98
(1,37)	1:A:104:ARG:CB	2:B:97:THR:HB	2	1.98
(1,37)	1:A:104:ARG:CB	2:B:97:THR:HG1	2	1.98
(1,37)	1:A:104:ARG:CB	2:B:97:THR:HG21	2	1.98
(1,37)	1:A:104:ARG:CB	2:B:97:THR:HG22	2	1.98
(1,37)	1:A:104:ARG:CB	2:B:97:THR:HG23	2	1.98
(1,37)	1:A:104:ARG:CB	2:B:97:THR:N	2	1.98
(1,37)	1:A:104:ARG:CB	2:B:97:THR:O	2	1.98
(1,37)	1:A:104:ARG:CB	2:B:97:THR:OG1	2	1.98
(1,37)	1:A:104:ARG:CB	2:B:99:HIS:C	2	1.98
(1,37)	1:A:104:ARG:CB	2:B:99:HIS:CA	2	1.98
(1,37)	1:A:104:ARG:CB	2:B:99:HIS:CB	2	1.98
(1,37)	1:A:104:ARG:CB	2:B:99:HIS:CD2	2	1.98
(1,37)	1:A:104:ARG:CB	2:B:99:HIS:CE1	2	1.98
(1,37)	1:A:104:ARG:CB	2:B:99:HIS:CG	2	1.98
(1,37)	1:A:104:ARG:CB	2:B:99:HIS:H	2	1.98
(1,37)	1:A:104:ARG:CB	2:B:99:HIS:HA	2	1.98
(1,37)	1:A:104:ARG:CB	2:B:99:HIS:HB2	2	1.98
(1,37)	1:A:104:ARG:CB	2:B:99:HIS:HB3	2	1.98
(1,37)	1:A:104:ARG:CB	2:B:99:HIS:HD1	2	1.98
(1,37)	1:A:104:ARG:CB	2:B:99:HIS:HD2	2	1.98
(1,37)	1:A:104:ARG:CB	2:B:99:HIS:HE1	2	1.98
(1,37)	1:A:104:ARG:CB	2:B:99:HIS:HE2	2	1.98
(1,37)	1:A:104:ARG:CB	2:B:99:HIS:N	2	1.98
(1,37)	1:A:104:ARG:CB	2:B:99:HIS:ND1	2	1.98
(1,37)	1:A:104:ARG:CB	2:B:99:HIS:NE2	2	1.98
(1,37)	1:A:104:ARG:CB	2:B:99:HIS:O	2	1.98
(1,37)	1:A:104:ARG:CB	2:B:101:VAL:C	2	1.98
(1,37)	1:A:104:ARG:CB	2:B:101:VAL:CA	2	1.98

*Continued on next page...*

*Continued from previous page...*

Key	Atom-1	Atom-2	Model ID	Violation (Å)
(1,37)	1:A:104:ARG:CB	2:B:101:VAL:CB	2	1.98
(1,37)	1:A:104:ARG:CB	2:B:101:VAL:CG1	2	1.98
(1,37)	1:A:104:ARG:CB	2:B:101:VAL:CG2	2	1.98
(1,37)	1:A:104:ARG:CB	2:B:101:VAL:H	2	1.98
(1,37)	1:A:104:ARG:CB	2:B:101:VAL:HA	2	1.98
(1,37)	1:A:104:ARG:CB	2:B:101:VAL:HB	2	1.98
(1,37)	1:A:104:ARG:CB	2:B:101:VAL:HG11	2	1.98
(1,37)	1:A:104:ARG:CB	2:B:101:VAL:HG12	2	1.98
(1,37)	1:A:104:ARG:CB	2:B:101:VAL:HG13	2	1.98
(1,37)	1:A:104:ARG:CB	2:B:101:VAL:HG21	2	1.98
(1,37)	1:A:104:ARG:CB	2:B:101:VAL:HG22	2	1.98
(1,37)	1:A:104:ARG:CB	2:B:101:VAL:HG23	2	1.98
(1,37)	1:A:104:ARG:CB	2:B:101:VAL:N	2	1.98
(1,37)	1:A:104:ARG:CB	2:B:101:VAL:O	2	1.98
(1,37)	1:A:104:ARG:CD	2:B:75:ILE:C	2	1.98
(1,37)	1:A:104:ARG:CD	2:B:75:ILE:CA	2	1.98
(1,37)	1:A:104:ARG:CD	2:B:75:ILE:CB	2	1.98
(1,37)	1:A:104:ARG:CD	2:B:75:ILE:CD1	2	1.98
(1,37)	1:A:104:ARG:CD	2:B:75:ILE:CG1	2	1.98
(1,37)	1:A:104:ARG:CD	2:B:75:ILE:CG2	2	1.98
(1,37)	1:A:104:ARG:CD	2:B:75:ILE:H	2	1.98
(1,37)	1:A:104:ARG:CD	2:B:75:ILE:HA	2	1.98
(1,37)	1:A:104:ARG:CD	2:B:75:ILE:HB	2	1.98
(1,37)	1:A:104:ARG:CD	2:B:75:ILE:HD11	2	1.98
(1,37)	1:A:104:ARG:CD	2:B:75:ILE:HD12	2	1.98
(1,37)	1:A:104:ARG:CD	2:B:75:ILE:HD13	2	1.98
(1,37)	1:A:104:ARG:CD	2:B:75:ILE:HG12	2	1.98
(1,37)	1:A:104:ARG:CD	2:B:75:ILE:HG13	2	1.98
(1,37)	1:A:104:ARG:CD	2:B:75:ILE:HG21	2	1.98
(1,37)	1:A:104:ARG:CD	2:B:75:ILE:HG22	2	1.98
(1,37)	1:A:104:ARG:CD	2:B:75:ILE:HG23	2	1.98
(1,37)	1:A:104:ARG:CD	2:B:75:ILE:N	2	1.98
(1,37)	1:A:104:ARG:CD	2:B:75:ILE:O	2	1.98
(1,37)	1:A:104:ARG:CD	2:B:77:ALA:C	2	1.98
(1,37)	1:A:104:ARG:CD	2:B:77:ALA:CA	2	1.98
(1,37)	1:A:104:ARG:CD	2:B:77:ALA:CB	2	1.98
(1,37)	1:A:104:ARG:CD	2:B:77:ALA:H	2	1.98
(1,37)	1:A:104:ARG:CD	2:B:77:ALA:HA	2	1.98
(1,37)	1:A:104:ARG:CD	2:B:77:ALA:HB1	2	1.98
(1,37)	1:A:104:ARG:CD	2:B:77:ALA:HB2	2	1.98
(1,37)	1:A:104:ARG:CD	2:B:77:ALA:HB3	2	1.98
(1,37)	1:A:104:ARG:CD	2:B:77:ALA:N	2	1.98

*Continued on next page...*

*Continued from previous page...*

Key	Atom-1	Atom-2	Model ID	Violation (Å)
(1,37)	1:A:104:ARG:CD	2:B:77:ALA:O	2	1.98
(1,37)	1:A:104:ARG:CD	2:B:78:GLY:C	2	1.98
(1,37)	1:A:104:ARG:CD	2:B:78:GLY:CA	2	1.98
(1,37)	1:A:104:ARG:CD	2:B:78:GLY:H	2	1.98
(1,37)	1:A:104:ARG:CD	2:B:78:GLY:HA2	2	1.98
(1,37)	1:A:104:ARG:CD	2:B:78:GLY:HA3	2	1.98
(1,37)	1:A:104:ARG:CD	2:B:78:GLY:N	2	1.98
(1,37)	1:A:104:ARG:CD	2:B:78:GLY:O	2	1.98
(1,37)	1:A:104:ARG:CD	2:B:79:LYS:C	2	1.98
(1,37)	1:A:104:ARG:CD	2:B:79:LYS:CA	2	1.98
(1,37)	1:A:104:ARG:CD	2:B:79:LYS:CB	2	1.98
(1,37)	1:A:104:ARG:CD	2:B:79:LYS:CD	2	1.98
(1,37)	1:A:104:ARG:CD	2:B:79:LYS:CE	2	1.98
(1,37)	1:A:104:ARG:CD	2:B:79:LYS:CG	2	1.98
(1,37)	1:A:104:ARG:CD	2:B:79:LYS:H	2	1.98
(1,37)	1:A:104:ARG:CD	2:B:79:LYS:HA	2	1.98
(1,37)	1:A:104:ARG:CD	2:B:79:LYS:HB2	2	1.98
(1,37)	1:A:104:ARG:CD	2:B:79:LYS:HB3	2	1.98
(1,37)	1:A:104:ARG:CD	2:B:79:LYS:HD2	2	1.98
(1,37)	1:A:104:ARG:CD	2:B:79:LYS:HD3	2	1.98
(1,37)	1:A:104:ARG:CD	2:B:79:LYS:HE2	2	1.98
(1,37)	1:A:104:ARG:CD	2:B:79:LYS:HE3	2	1.98
(1,37)	1:A:104:ARG:CD	2:B:79:LYS:HG2	2	1.98
(1,37)	1:A:104:ARG:CD	2:B:79:LYS:HG3	2	1.98
(1,37)	1:A:104:ARG:CD	2:B:79:LYS:HZ1	2	1.98
(1,37)	1:A:104:ARG:CD	2:B:79:LYS:HZ2	2	1.98
(1,37)	1:A:104:ARG:CD	2:B:79:LYS:HZ3	2	1.98
(1,37)	1:A:104:ARG:CD	2:B:79:LYS:N	2	1.98
(1,37)	1:A:104:ARG:CD	2:B:79:LYS:NZ	2	1.98
(1,37)	1:A:104:ARG:CD	2:B:79:LYS:O	2	1.98
(1,37)	1:A:104:ARG:CD	2:B:80:ILE:C	2	1.98
(1,37)	1:A:104:ARG:CD	2:B:80:ILE:CA	2	1.98
(1,37)	1:A:104:ARG:CD	2:B:80:ILE:CB	2	1.98
(1,37)	1:A:104:ARG:CD	2:B:80:ILE:CD1	2	1.98
(1,37)	1:A:104:ARG:CD	2:B:80:ILE:CG1	2	1.98
(1,37)	1:A:104:ARG:CD	2:B:80:ILE:CG2	2	1.98
(1,37)	1:A:104:ARG:CD	2:B:80:ILE:H	2	1.98
(1,37)	1:A:104:ARG:CD	2:B:80:ILE:HA	2	1.98
(1,37)	1:A:104:ARG:CD	2:B:80:ILE:HB	2	1.98
(1,37)	1:A:104:ARG:CD	2:B:80:ILE:HD11	2	1.98
(1,37)	1:A:104:ARG:CD	2:B:80:ILE:HD12	2	1.98
(1,37)	1:A:104:ARG:CD	2:B:80:ILE:HD13	2	1.98

*Continued on next page...*

*Continued from previous page...*

Key	Atom-1	Atom-2	Model ID	Violation (Å)
(1,37)	1:A:104:ARG:CD	2:B:80:ILE:HG12	2	1.98
(1,37)	1:A:104:ARG:CD	2:B:80:ILE:HG13	2	1.98
(1,37)	1:A:104:ARG:CD	2:B:80:ILE:HG21	2	1.98
(1,37)	1:A:104:ARG:CD	2:B:80:ILE:HG22	2	1.98
(1,37)	1:A:104:ARG:CD	2:B:80:ILE:HG23	2	1.98
(1,37)	1:A:104:ARG:CD	2:B:80:ILE:N	2	1.98
(1,37)	1:A:104:ARG:CD	2:B:80:ILE:O	2	1.98
(1,37)	1:A:104:ARG:CD	2:B:84:GLN:C	2	1.98
(1,37)	1:A:104:ARG:CD	2:B:84:GLN:CA	2	1.98
(1,37)	1:A:104:ARG:CD	2:B:84:GLN:CB	2	1.98
(1,37)	1:A:104:ARG:CD	2:B:84:GLN:CD	2	1.98
(1,37)	1:A:104:ARG:CD	2:B:84:GLN:CG	2	1.98
(1,37)	1:A:104:ARG:CD	2:B:84:GLN:H	2	1.98
(1,37)	1:A:104:ARG:CD	2:B:84:GLN:HA	2	1.98
(1,37)	1:A:104:ARG:CD	2:B:84:GLN:HB2	2	1.98
(1,37)	1:A:104:ARG:CD	2:B:84:GLN:HB3	2	1.98
(1,37)	1:A:104:ARG:CD	2:B:84:GLN:HE21	2	1.98
(1,37)	1:A:104:ARG:CD	2:B:84:GLN:HE22	2	1.98
(1,37)	1:A:104:ARG:CD	2:B:84:GLN:HG2	2	1.98
(1,37)	1:A:104:ARG:CD	2:B:84:GLN:HG3	2	1.98
(1,37)	1:A:104:ARG:CD	2:B:84:GLN:N	2	1.98
(1,37)	1:A:104:ARG:CD	2:B:84:GLN:NE2	2	1.98
(1,37)	1:A:104:ARG:CD	2:B:84:GLN:O	2	1.98
(1,37)	1:A:104:ARG:CD	2:B:84:GLN:OE1	2	1.98
(1,37)	1:A:104:ARG:CD	2:B:97:THR:C	2	1.98
(1,37)	1:A:104:ARG:CD	2:B:97:THR:CA	2	1.98
(1,37)	1:A:104:ARG:CD	2:B:97:THR:CB	2	1.98
(1,37)	1:A:104:ARG:CD	2:B:97:THR:CG2	2	1.98
(1,37)	1:A:104:ARG:CD	2:B:97:THR:H	2	1.98
(1,37)	1:A:104:ARG:CD	2:B:97:THR:HA	2	1.98
(1,37)	1:A:104:ARG:CD	2:B:97:THR:HB	2	1.98
(1,37)	1:A:104:ARG:CD	2:B:97:THR:HG1	2	1.98
(1,37)	1:A:104:ARG:CD	2:B:97:THR:HG21	2	1.98
(1,37)	1:A:104:ARG:CD	2:B:97:THR:HG22	2	1.98
(1,37)	1:A:104:ARG:CD	2:B:97:THR:HG23	2	1.98
(1,37)	1:A:104:ARG:CD	2:B:97:THR:N	2	1.98
(1,37)	1:A:104:ARG:CD	2:B:97:THR:O	2	1.98
(1,37)	1:A:104:ARG:CD	2:B:97:THR:OG1	2	1.98
(1,37)	1:A:104:ARG:CD	2:B:99:HIS:C	2	1.98
(1,37)	1:A:104:ARG:CD	2:B:99:HIS:CA	2	1.98
(1,37)	1:A:104:ARG:CD	2:B:99:HIS:CB	2	1.98
(1,37)	1:A:104:ARG:CD	2:B:99:HIS:CD2	2	1.98

*Continued on next page...*

*Continued from previous page...*

Key	Atom-1	Atom-2	Model ID	Violation (Å)
(1,37)	1:A:104:ARG:CD	2:B:99:HIS:CE1	2	1.98
(1,37)	1:A:104:ARG:CD	2:B:99:HIS:CG	2	1.98
(1,37)	1:A:104:ARG:CD	2:B:99:HIS:H	2	1.98
(1,37)	1:A:104:ARG:CD	2:B:99:HIS:HA	2	1.98
(1,37)	1:A:104:ARG:CD	2:B:99:HIS:HB2	2	1.98
(1,37)	1:A:104:ARG:CD	2:B:99:HIS:HB3	2	1.98
(1,37)	1:A:104:ARG:CD	2:B:99:HIS:HD1	2	1.98
(1,37)	1:A:104:ARG:CD	2:B:99:HIS:HD2	2	1.98
(1,37)	1:A:104:ARG:CD	2:B:99:HIS:HE1	2	1.98
(1,37)	1:A:104:ARG:CD	2:B:99:HIS:HE2	2	1.98
(1,37)	1:A:104:ARG:CD	2:B:99:HIS:N	2	1.98
(1,37)	1:A:104:ARG:CD	2:B:99:HIS:ND1	2	1.98
(1,37)	1:A:104:ARG:CD	2:B:99:HIS:NE2	2	1.98
(1,37)	1:A:104:ARG:CD	2:B:99:HIS:O	2	1.98
(1,37)	1:A:104:ARG:CD	2:B:101:VAL:C	2	1.98
(1,37)	1:A:104:ARG:CD	2:B:101:VAL:CA	2	1.98
(1,37)	1:A:104:ARG:CD	2:B:101:VAL:CB	2	1.98
(1,37)	1:A:104:ARG:CD	2:B:101:VAL:CG1	2	1.98
(1,37)	1:A:104:ARG:CD	2:B:101:VAL:CG2	2	1.98
(1,37)	1:A:104:ARG:CD	2:B:101:VAL:H	2	1.98
(1,37)	1:A:104:ARG:CD	2:B:101:VAL:HA	2	1.98
(1,37)	1:A:104:ARG:CD	2:B:101:VAL:HB	2	1.98
(1,37)	1:A:104:ARG:CD	2:B:101:VAL:HG11	2	1.98
(1,37)	1:A:104:ARG:CD	2:B:101:VAL:HG12	2	1.98
(1,37)	1:A:104:ARG:CD	2:B:101:VAL:HG13	2	1.98
(1,37)	1:A:104:ARG:CD	2:B:101:VAL:HG21	2	1.98
(1,37)	1:A:104:ARG:CD	2:B:101:VAL:HG22	2	1.98
(1,37)	1:A:104:ARG:CD	2:B:101:VAL:HG23	2	1.98
(1,37)	1:A:104:ARG:CD	2:B:101:VAL:N	2	1.98
(1,37)	1:A:104:ARG:CD	2:B:101:VAL:O	2	1.98
(1,37)	1:A:104:ARG:CG	2:B:75:ILE:C	2	1.98
(1,37)	1:A:104:ARG:CG	2:B:75:ILE:CA	2	1.98
(1,37)	1:A:104:ARG:CG	2:B:75:ILE:CB	2	1.98
(1,37)	1:A:104:ARG:CG	2:B:75:ILE:CD1	2	1.98
(1,37)	1:A:104:ARG:CG	2:B:75:ILE:CG1	2	1.98
(1,37)	1:A:104:ARG:CG	2:B:75:ILE:CG2	2	1.98
(1,37)	1:A:104:ARG:CG	2:B:75:ILE:H	2	1.98
(1,37)	1:A:104:ARG:CG	2:B:75:ILE:HA	2	1.98
(1,37)	1:A:104:ARG:CG	2:B:75:ILE:HB	2	1.98
(1,37)	1:A:104:ARG:CG	2:B:75:ILE:HD11	2	1.98
(1,37)	1:A:104:ARG:CG	2:B:75:ILE:HD12	2	1.98
(1,37)	1:A:104:ARG:CG	2:B:75:ILE:HD13	2	1.98

*Continued on next page...*

*Continued from previous page...*

Key	Atom-1	Atom-2	Model ID	Violation (Å)
(1,37)	1:A:104:ARG:CG	2:B:75:ILE:HG12	2	1.98
(1,37)	1:A:104:ARG:CG	2:B:75:ILE:HG13	2	1.98
(1,37)	1:A:104:ARG:CG	2:B:75:ILE:HG21	2	1.98
(1,37)	1:A:104:ARG:CG	2:B:75:ILE:HG22	2	1.98
(1,37)	1:A:104:ARG:CG	2:B:75:ILE:HG23	2	1.98
(1,37)	1:A:104:ARG:CG	2:B:75:ILE:N	2	1.98
(1,37)	1:A:104:ARG:CG	2:B:75:ILE:O	2	1.98
(1,37)	1:A:104:ARG:CG	2:B:77:ALA:C	2	1.98
(1,37)	1:A:104:ARG:CG	2:B:77:ALA:CA	2	1.98
(1,37)	1:A:104:ARG:CG	2:B:77:ALA:CB	2	1.98
(1,37)	1:A:104:ARG:CG	2:B:77:ALA:H	2	1.98
(1,37)	1:A:104:ARG:CG	2:B:77:ALA:HA	2	1.98
(1,37)	1:A:104:ARG:CG	2:B:77:ALA:HB1	2	1.98
(1,37)	1:A:104:ARG:CG	2:B:77:ALA:HB2	2	1.98
(1,37)	1:A:104:ARG:CG	2:B:77:ALA:HB3	2	1.98
(1,37)	1:A:104:ARG:CG	2:B:77:ALA:N	2	1.98
(1,37)	1:A:104:ARG:CG	2:B:77:ALA:O	2	1.98
(1,37)	1:A:104:ARG:CG	2:B:78:GLY:C	2	1.98
(1,37)	1:A:104:ARG:CG	2:B:78:GLY:CA	2	1.98
(1,37)	1:A:104:ARG:CG	2:B:78:GLY:H	2	1.98
(1,37)	1:A:104:ARG:CG	2:B:78:GLY:HA2	2	1.98
(1,37)	1:A:104:ARG:CG	2:B:78:GLY:HA3	2	1.98
(1,37)	1:A:104:ARG:CG	2:B:78:GLY:N	2	1.98
(1,37)	1:A:104:ARG:CG	2:B:78:GLY:O	2	1.98
(1,37)	1:A:104:ARG:CG	2:B:79:LYS:C	2	1.98
(1,37)	1:A:104:ARG:CG	2:B:79:LYS:CA	2	1.98
(1,37)	1:A:104:ARG:CG	2:B:79:LYS:CB	2	1.98
(1,37)	1:A:104:ARG:CG	2:B:79:LYS:CD	2	1.98
(1,37)	1:A:104:ARG:CG	2:B:79:LYS:CE	2	1.98
(1,37)	1:A:104:ARG:CG	2:B:79:LYS:CG	2	1.98
(1,37)	1:A:104:ARG:CG	2:B:79:LYS:H	2	1.98
(1,37)	1:A:104:ARG:CG	2:B:79:LYS:HA	2	1.98
(1,37)	1:A:104:ARG:CG	2:B:79:LYS:HB2	2	1.98
(1,37)	1:A:104:ARG:CG	2:B:79:LYS:HB3	2	1.98
(1,37)	1:A:104:ARG:CG	2:B:79:LYS:HD2	2	1.98
(1,37)	1:A:104:ARG:CG	2:B:79:LYS:HD3	2	1.98
(1,37)	1:A:104:ARG:CG	2:B:79:LYS:HE2	2	1.98
(1,37)	1:A:104:ARG:CG	2:B:79:LYS:HE3	2	1.98
(1,37)	1:A:104:ARG:CG	2:B:79:LYS:HG2	2	1.98
(1,37)	1:A:104:ARG:CG	2:B:79:LYS:HG3	2	1.98
(1,37)	1:A:104:ARG:CG	2:B:79:LYS:HZ1	2	1.98
(1,37)	1:A:104:ARG:CG	2:B:79:LYS:HZ2	2	1.98

*Continued on next page...*

*Continued from previous page...*

Key	Atom-1	Atom-2	Model ID	Violation (Å)
(1,37)	1:A:104:ARG:CG	2:B:79:LYS:HZ3	2	1.98
(1,37)	1:A:104:ARG:CG	2:B:79:LYS:N	2	1.98
(1,37)	1:A:104:ARG:CG	2:B:79:LYS:NZ	2	1.98
(1,37)	1:A:104:ARG:CG	2:B:79:LYS:O	2	1.98
(1,37)	1:A:104:ARG:CG	2:B:80:ILE:C	2	1.98
(1,37)	1:A:104:ARG:CG	2:B:80:ILE:CA	2	1.98
(1,37)	1:A:104:ARG:CG	2:B:80:ILE:CB	2	1.98
(1,37)	1:A:104:ARG:CG	2:B:80:ILE:CD1	2	1.98
(1,37)	1:A:104:ARG:CG	2:B:80:ILE:CG1	2	1.98
(1,37)	1:A:104:ARG:CG	2:B:80:ILE:CG2	2	1.98
(1,37)	1:A:104:ARG:CG	2:B:80:ILE:H	2	1.98
(1,37)	1:A:104:ARG:CG	2:B:80:ILE:HA	2	1.98
(1,37)	1:A:104:ARG:CG	2:B:80:ILE:HB	2	1.98
(1,37)	1:A:104:ARG:CG	2:B:80:ILE:HD11	2	1.98
(1,37)	1:A:104:ARG:CG	2:B:80:ILE:HD12	2	1.98
(1,37)	1:A:104:ARG:CG	2:B:80:ILE:HD13	2	1.98
(1,37)	1:A:104:ARG:CG	2:B:80:ILE:HG12	2	1.98
(1,37)	1:A:104:ARG:CG	2:B:80:ILE:HG13	2	1.98
(1,37)	1:A:104:ARG:CG	2:B:80:ILE:HG21	2	1.98
(1,37)	1:A:104:ARG:CG	2:B:80:ILE:HG22	2	1.98
(1,37)	1:A:104:ARG:CG	2:B:80:ILE:HG23	2	1.98
(1,37)	1:A:104:ARG:CG	2:B:80:ILE:N	2	1.98
(1,37)	1:A:104:ARG:CG	2:B:80:ILE:O	2	1.98
(1,37)	1:A:104:ARG:CG	2:B:84:GLN:C	2	1.98
(1,37)	1:A:104:ARG:CG	2:B:84:GLN:CA	2	1.98
(1,37)	1:A:104:ARG:CG	2:B:84:GLN:CB	2	1.98
(1,37)	1:A:104:ARG:CG	2:B:84:GLN:CD	2	1.98
(1,37)	1:A:104:ARG:CG	2:B:84:GLN:CG	2	1.98
(1,37)	1:A:104:ARG:CG	2:B:84:GLN:H	2	1.98
(1,37)	1:A:104:ARG:CG	2:B:84:GLN:HA	2	1.98
(1,37)	1:A:104:ARG:CG	2:B:84:GLN:HB2	2	1.98
(1,37)	1:A:104:ARG:CG	2:B:84:GLN:HB3	2	1.98
(1,37)	1:A:104:ARG:CG	2:B:84:GLN:HE21	2	1.98
(1,37)	1:A:104:ARG:CG	2:B:84:GLN:HE22	2	1.98
(1,37)	1:A:104:ARG:CG	2:B:84:GLN:HG2	2	1.98
(1,37)	1:A:104:ARG:CG	2:B:84:GLN:HG3	2	1.98
(1,37)	1:A:104:ARG:CG	2:B:84:GLN:N	2	1.98
(1,37)	1:A:104:ARG:CG	2:B:84:GLN:NE2	2	1.98
(1,37)	1:A:104:ARG:CG	2:B:84:GLN:O	2	1.98
(1,37)	1:A:104:ARG:CG	2:B:84:GLN:OE1	2	1.98
(1,37)	1:A:104:ARG:CG	2:B:97:THR:C	2	1.98
(1,37)	1:A:104:ARG:CG	2:B:97:THR:CA	2	1.98

*Continued on next page...*

*Continued from previous page...*

Key	Atom-1	Atom-2	Model ID	Violation (Å)
(1,37)	1:A:104:ARG:CG	2:B:97:THR:CB	2	1.98
(1,37)	1:A:104:ARG:CG	2:B:97:THR:CG2	2	1.98
(1,37)	1:A:104:ARG:CG	2:B:97:THR:H	2	1.98
(1,37)	1:A:104:ARG:CG	2:B:97:THR:HA	2	1.98
(1,37)	1:A:104:ARG:CG	2:B:97:THR:HB	2	1.98
(1,37)	1:A:104:ARG:CG	2:B:97:THR:HG1	2	1.98
(1,37)	1:A:104:ARG:CG	2:B:97:THR:HG21	2	1.98
(1,37)	1:A:104:ARG:CG	2:B:97:THR:HG22	2	1.98
(1,37)	1:A:104:ARG:CG	2:B:97:THR:HG23	2	1.98
(1,37)	1:A:104:ARG:CG	2:B:97:THR:N	2	1.98
(1,37)	1:A:104:ARG:CG	2:B:97:THR:O	2	1.98
(1,37)	1:A:104:ARG:CG	2:B:97:THR:OG1	2	1.98
(1,37)	1:A:104:ARG:CG	2:B:99:HIS:C	2	1.98
(1,37)	1:A:104:ARG:CG	2:B:99:HIS:CA	2	1.98
(1,37)	1:A:104:ARG:CG	2:B:99:HIS:CB	2	1.98
(1,37)	1:A:104:ARG:CG	2:B:99:HIS:CD2	2	1.98
(1,37)	1:A:104:ARG:CG	2:B:99:HIS:CE1	2	1.98
(1,37)	1:A:104:ARG:CG	2:B:99:HIS:CG	2	1.98
(1,37)	1:A:104:ARG:CG	2:B:99:HIS:H	2	1.98
(1,37)	1:A:104:ARG:CG	2:B:99:HIS:HA	2	1.98
(1,37)	1:A:104:ARG:CG	2:B:99:HIS:HB2	2	1.98
(1,37)	1:A:104:ARG:CG	2:B:99:HIS:HB3	2	1.98
(1,37)	1:A:104:ARG:CG	2:B:99:HIS:HD1	2	1.98
(1,37)	1:A:104:ARG:CG	2:B:99:HIS:HD2	2	1.98
(1,37)	1:A:104:ARG:CG	2:B:99:HIS:HE1	2	1.98
(1,37)	1:A:104:ARG:CG	2:B:99:HIS:HE2	2	1.98
(1,37)	1:A:104:ARG:CG	2:B:99:HIS:N	2	1.98
(1,37)	1:A:104:ARG:CG	2:B:99:HIS:ND1	2	1.98
(1,37)	1:A:104:ARG:CG	2:B:99:HIS:NE2	2	1.98
(1,37)	1:A:104:ARG:CG	2:B:99:HIS:O	2	1.98
(1,37)	1:A:104:ARG:CG	2:B:101:VAL:C	2	1.98
(1,37)	1:A:104:ARG:CG	2:B:101:VAL:CA	2	1.98
(1,37)	1:A:104:ARG:CG	2:B:101:VAL:CB	2	1.98
(1,37)	1:A:104:ARG:CG	2:B:101:VAL:CG1	2	1.98
(1,37)	1:A:104:ARG:CG	2:B:101:VAL:CG2	2	1.98
(1,37)	1:A:104:ARG:CG	2:B:101:VAL:H	2	1.98
(1,37)	1:A:104:ARG:CG	2:B:101:VAL:HA	2	1.98
(1,37)	1:A:104:ARG:CG	2:B:101:VAL:HB	2	1.98
(1,37)	1:A:104:ARG:CG	2:B:101:VAL:HG11	2	1.98
(1,37)	1:A:104:ARG:CG	2:B:101:VAL:HG12	2	1.98
(1,37)	1:A:104:ARG:CG	2:B:101:VAL:HG13	2	1.98
(1,37)	1:A:104:ARG:CG	2:B:101:VAL:HG21	2	1.98

*Continued on next page...*



*Continued from previous page...*

Key	Atom-1	Atom-2	Model ID	Violation (Å)
(1,37)	1:A:104:ARG:CG	2:B:101:VAL:HG22	2	1.98
(1,37)	1:A:104:ARG:CG	2:B:101:VAL:HG23	2	1.98
(1,37)	1:A:104:ARG:CG	2:B:101:VAL:N	2	1.98
(1,37)	1:A:104:ARG:CG	2:B:101:VAL:O	2	1.98
(1,37)	1:A:104:ARG:CZ	2:B:75:ILE:C	2	1.98
(1,37)	1:A:104:ARG:CZ	2:B:75:ILE:CA	2	1.98
(1,37)	1:A:104:ARG:CZ	2:B:75:ILE:CB	2	1.98
(1,37)	1:A:104:ARG:CZ	2:B:75:ILE:CD1	2	1.98
(1,37)	1:A:104:ARG:CZ	2:B:75:ILE:CG1	2	1.98
(1,37)	1:A:104:ARG:CZ	2:B:75:ILE:CG2	2	1.98
(1,37)	1:A:104:ARG:CZ	2:B:75:ILE:H	2	1.98
(1,37)	1:A:104:ARG:CZ	2:B:75:ILE:HA	2	1.98
(1,37)	1:A:104:ARG:CZ	2:B:75:ILE:HB	2	1.98
(1,37)	1:A:104:ARG:CZ	2:B:75:ILE:HD11	2	1.98
(1,37)	1:A:104:ARG:CZ	2:B:75:ILE:HD12	2	1.98
(1,37)	1:A:104:ARG:CZ	2:B:75:ILE:HD13	2	1.98
(1,37)	1:A:104:ARG:CZ	2:B:75:ILE:HG12	2	1.98
(1,37)	1:A:104:ARG:CZ	2:B:75:ILE:HG13	2	1.98
(1,37)	1:A:104:ARG:CZ	2:B:75:ILE:HG21	2	1.98
(1,37)	1:A:104:ARG:CZ	2:B:75:ILE:HG22	2	1.98
(1,37)	1:A:104:ARG:CZ	2:B:75:ILE:HG23	2	1.98
(1,37)	1:A:104:ARG:CZ	2:B:75:ILE:N	2	1.98
(1,37)	1:A:104:ARG:CZ	2:B:75:ILE:O	2	1.98
(1,37)	1:A:104:ARG:CZ	2:B:77:ALA:C	2	1.98
(1,37)	1:A:104:ARG:CZ	2:B:77:ALA:CA	2	1.98
(1,37)	1:A:104:ARG:CZ	2:B:77:ALA:CB	2	1.98
(1,37)	1:A:104:ARG:CZ	2:B:77:ALA:H	2	1.98
(1,37)	1:A:104:ARG:CZ	2:B:77:ALA:HA	2	1.98
(1,37)	1:A:104:ARG:CZ	2:B:77:ALA:HB1	2	1.98
(1,37)	1:A:104:ARG:CZ	2:B:77:ALA:HB2	2	1.98
(1,37)	1:A:104:ARG:CZ	2:B:77:ALA:HB3	2	1.98
(1,37)	1:A:104:ARG:CZ	2:B:77:ALA:N	2	1.98
(1,37)	1:A:104:ARG:CZ	2:B:77:ALA:O	2	1.98
(1,37)	1:A:104:ARG:CZ	2:B:78:GLY:C	2	1.98
(1,37)	1:A:104:ARG:CZ	2:B:78:GLY:CA	2	1.98
(1,37)	1:A:104:ARG:CZ	2:B:78:GLY:H	2	1.98
(1,37)	1:A:104:ARG:CZ	2:B:78:GLY:HA2	2	1.98
(1,37)	1:A:104:ARG:CZ	2:B:78:GLY:HA3	2	1.98
(1,37)	1:A:104:ARG:CZ	2:B:78:GLY:N	2	1.98
(1,37)	1:A:104:ARG:CZ	2:B:78:GLY:O	2	1.98
(1,37)	1:A:104:ARG:CZ	2:B:79:LYS:C	2	1.98
(1,37)	1:A:104:ARG:CZ	2:B:79:LYS:CA	2	1.98

*Continued on next page...*

*Continued from previous page...*

Key	Atom-1	Atom-2	Model ID	Violation (Å)
(1,37)	1:A:104:ARG:CZ	2:B:79:LYS:CB	2	1.98
(1,37)	1:A:104:ARG:CZ	2:B:79:LYS:CD	2	1.98
(1,37)	1:A:104:ARG:CZ	2:B:79:LYS:CE	2	1.98
(1,37)	1:A:104:ARG:CZ	2:B:79:LYS:CG	2	1.98
(1,37)	1:A:104:ARG:CZ	2:B:79:LYS:H	2	1.98
(1,37)	1:A:104:ARG:CZ	2:B:79:LYS:HA	2	1.98
(1,37)	1:A:104:ARG:CZ	2:B:79:LYS:HB2	2	1.98
(1,37)	1:A:104:ARG:CZ	2:B:79:LYS:HB3	2	1.98
(1,37)	1:A:104:ARG:CZ	2:B:79:LYS:HD2	2	1.98
(1,37)	1:A:104:ARG:CZ	2:B:79:LYS:HD3	2	1.98
(1,37)	1:A:104:ARG:CZ	2:B:79:LYS:HE2	2	1.98
(1,37)	1:A:104:ARG:CZ	2:B:79:LYS:HE3	2	1.98
(1,37)	1:A:104:ARG:CZ	2:B:79:LYS:HG2	2	1.98
(1,37)	1:A:104:ARG:CZ	2:B:79:LYS:HG3	2	1.98
(1,37)	1:A:104:ARG:CZ	2:B:79:LYS:HZ1	2	1.98
(1,37)	1:A:104:ARG:CZ	2:B:79:LYS:HZ2	2	1.98
(1,37)	1:A:104:ARG:CZ	2:B:79:LYS:HZ3	2	1.98
(1,37)	1:A:104:ARG:CZ	2:B:79:LYS:N	2	1.98
(1,37)	1:A:104:ARG:CZ	2:B:79:LYS:NZ	2	1.98
(1,37)	1:A:104:ARG:CZ	2:B:79:LYS:O	2	1.98
(1,37)	1:A:104:ARG:CZ	2:B:80:ILE:C	2	1.98
(1,37)	1:A:104:ARG:CZ	2:B:80:ILE:CA	2	1.98
(1,37)	1:A:104:ARG:CZ	2:B:80:ILE:CB	2	1.98
(1,37)	1:A:104:ARG:CZ	2:B:80:ILE:CD1	2	1.98
(1,37)	1:A:104:ARG:CZ	2:B:80:ILE:CG1	2	1.98
(1,37)	1:A:104:ARG:CZ	2:B:80:ILE:CG2	2	1.98
(1,37)	1:A:104:ARG:CZ	2:B:80:ILE:H	2	1.98
(1,37)	1:A:104:ARG:CZ	2:B:80:ILE:HA	2	1.98
(1,37)	1:A:104:ARG:CZ	2:B:80:ILE:HB	2	1.98
(1,37)	1:A:104:ARG:CZ	2:B:80:ILE:HD11	2	1.98
(1,37)	1:A:104:ARG:CZ	2:B:80:ILE:HD12	2	1.98
(1,37)	1:A:104:ARG:CZ	2:B:80:ILE:HD13	2	1.98
(1,37)	1:A:104:ARG:CZ	2:B:80:ILE:HG12	2	1.98
(1,37)	1:A:104:ARG:CZ	2:B:80:ILE:HG13	2	1.98
(1,37)	1:A:104:ARG:CZ	2:B:80:ILE:HG21	2	1.98
(1,37)	1:A:104:ARG:CZ	2:B:80:ILE:HG22	2	1.98
(1,37)	1:A:104:ARG:CZ	2:B:80:ILE:HG23	2	1.98
(1,37)	1:A:104:ARG:CZ	2:B:80:ILE:N	2	1.98
(1,37)	1:A:104:ARG:CZ	2:B:80:ILE:O	2	1.98
(1,37)	1:A:104:ARG:CZ	2:B:84:GLN:C	2	1.98
(1,37)	1:A:104:ARG:CZ	2:B:84:GLN:CA	2	1.98
(1,37)	1:A:104:ARG:CZ	2:B:84:GLN:CB	2	1.98

*Continued on next page...*

Continued from previous page...

Key	Atom-1	Atom-2	Model ID	Violation (Å)
(1,37)	1:A:104:ARG:CZ	2:B:84:GLN:CD	2	1.98
(1,37)	1:A:104:ARG:CZ	2:B:84:GLN:CG	2	1.98
(1,37)	1:A:104:ARG:CZ	2:B:84:GLN:H	2	1.98
(1,37)	1:A:104:ARG:CZ	2:B:84:GLN:HA	2	1.98
(1,37)	1:A:104:ARG:CZ	2:B:84:GLN:HB2	2	1.98
(1,37)	1:A:104:ARG:CZ	2:B:84:GLN:HB3	2	1.98
(1,37)	1:A:104:ARG:CZ	2:B:84:GLN:HE21	2	1.98
(1,37)	1:A:104:ARG:CZ	2:B:84:GLN:HE22	2	1.98
(1,37)	1:A:104:ARG:CZ	2:B:84:GLN:HG2	2	1.98
(1,37)	1:A:104:ARG:CZ	2:B:84:GLN:HG3	2	1.98
(1,37)	1:A:104:ARG:CZ	2:B:84:GLN:N	2	1.98
(1,37)	1:A:104:ARG:CZ	2:B:84:GLN:NE2	2	1.98
(1,37)	1:A:104:ARG:CZ	2:B:84:GLN:O	2	1.98
(1,37)	1:A:104:ARG:CZ	2:B:84:GLN:OE1	2	1.98
(1,37)	1:A:104:ARG:CZ	2:B:97:THR:C	2	1.98
(1,37)	1:A:104:ARG:CZ	2:B:97:THR:CA	2	1.98
(1,37)	1:A:104:ARG:CZ	2:B:97:THR:CB	2	1.98
(1,37)	1:A:104:ARG:CZ	2:B:97:THR:CG2	2	1.98
(1,37)	1:A:104:ARG:CZ	2:B:97:THR:H	2	1.98
(1,37)	1:A:104:ARG:CZ	2:B:97:THR:HA	2	1.98
(1,37)	1:A:104:ARG:CZ	2:B:97:THR:HB	2	1.98
(1,37)	1:A:104:ARG:CZ	2:B:97:THR:HG1	2	1.98
(1,37)	1:A:104:ARG:CZ	2:B:97:THR:HG21	2	1.98
(1,37)	1:A:104:ARG:CZ	2:B:97:THR:HG22	2	1.98
(1,37)	1:A:104:ARG:CZ	2:B:97:THR:HG23	2	1.98
(1,37)	1:A:104:ARG:CZ	2:B:97:THR:N	2	1.98
(1,37)	1:A:104:ARG:CZ	2:B:97:THR:O	2	1.98
(1,37)	1:A:104:ARG:CZ	2:B:97:THR:OG1	2	1.98
(1,37)	1:A:104:ARG:CZ	2:B:99:HIS:C	2	1.98
(1,37)	1:A:104:ARG:CZ	2:B:99:HIS:CA	2	1.98
(1,37)	1:A:104:ARG:CZ	2:B:99:HIS:CB	2	1.98
(1,37)	1:A:104:ARG:CZ	2:B:99:HIS:CD2	2	1.98
(1,37)	1:A:104:ARG:CZ	2:B:99:HIS:CE1	2	1.98
(1,37)	1:A:104:ARG:CZ	2:B:99:HIS:CG	2	1.98
(1,37)	1:A:104:ARG:CZ	2:B:99:HIS:H	2	1.98
(1,37)	1:A:104:ARG:CZ	2:B:99:HIS:HA	2	1.98
(1,37)	1:A:104:ARG:CZ	2:B:99:HIS:HB2	2	1.98
(1,37)	1:A:104:ARG:CZ	2:B:99:HIS:HB3	2	1.98
(1,37)	1:A:104:ARG:CZ	2:B:99:HIS:HD1	2	1.98
(1,37)	1:A:104:ARG:CZ	2:B:99:HIS:HD2	2	1.98
(1,37)	1:A:104:ARG:CZ	2:B:99:HIS:HE1	2	1.98
(1,37)	1:A:104:ARG:CZ	2:B:99:HIS:HE2	2	1.98

Continued on next page...

*Continued from previous page...*

Key	Atom-1	Atom-2	Model ID	Violation (Å)
(1,37)	1:A:104:ARG:CZ	2:B:99:HIS:N	2	1.98
(1,37)	1:A:104:ARG:CZ	2:B:99:HIS:ND1	2	1.98
(1,37)	1:A:104:ARG:CZ	2:B:99:HIS:NE2	2	1.98
(1,37)	1:A:104:ARG:CZ	2:B:99:HIS:O	2	1.98
(1,37)	1:A:104:ARG:CZ	2:B:101:VAL:C	2	1.98
(1,37)	1:A:104:ARG:CZ	2:B:101:VAL:CA	2	1.98
(1,37)	1:A:104:ARG:CZ	2:B:101:VAL:CB	2	1.98
(1,37)	1:A:104:ARG:CZ	2:B:101:VAL:CG1	2	1.98
(1,37)	1:A:104:ARG:CZ	2:B:101:VAL:CG2	2	1.98
(1,37)	1:A:104:ARG:CZ	2:B:101:VAL:H	2	1.98
(1,37)	1:A:104:ARG:CZ	2:B:101:VAL:HA	2	1.98
(1,37)	1:A:104:ARG:CZ	2:B:101:VAL:HB	2	1.98
(1,37)	1:A:104:ARG:CZ	2:B:101:VAL:HG11	2	1.98
(1,37)	1:A:104:ARG:CZ	2:B:101:VAL:HG12	2	1.98
(1,37)	1:A:104:ARG:CZ	2:B:101:VAL:HG13	2	1.98
(1,37)	1:A:104:ARG:CZ	2:B:101:VAL:HG21	2	1.98
(1,37)	1:A:104:ARG:CZ	2:B:101:VAL:HG22	2	1.98
(1,37)	1:A:104:ARG:CZ	2:B:101:VAL:HG23	2	1.98
(1,37)	1:A:104:ARG:CZ	2:B:101:VAL:N	2	1.98
(1,37)	1:A:104:ARG:CZ	2:B:101:VAL:O	2	1.98
(1,37)	1:A:104:ARG:H	2:B:75:ILE:C	2	1.98
(1,37)	1:A:104:ARG:H	2:B:75:ILE:CA	2	1.98
(1,37)	1:A:104:ARG:H	2:B:75:ILE:CB	2	1.98
(1,37)	1:A:104:ARG:H	2:B:75:ILE:CD1	2	1.98
(1,37)	1:A:104:ARG:H	2:B:75:ILE:CG1	2	1.98
(1,37)	1:A:104:ARG:H	2:B:75:ILE:CG2	2	1.98
(1,37)	1:A:104:ARG:H	2:B:75:ILE:H	2	1.98
(1,37)	1:A:104:ARG:H	2:B:75:ILE:HA	2	1.98
(1,37)	1:A:104:ARG:H	2:B:75:ILE:HB	2	1.98
(1,37)	1:A:104:ARG:H	2:B:75:ILE:HD11	2	1.98
(1,37)	1:A:104:ARG:H	2:B:75:ILE:HD12	2	1.98
(1,37)	1:A:104:ARG:H	2:B:75:ILE:HD13	2	1.98
(1,37)	1:A:104:ARG:H	2:B:75:ILE:HG12	2	1.98
(1,37)	1:A:104:ARG:H	2:B:75:ILE:HG13	2	1.98
(1,37)	1:A:104:ARG:H	2:B:75:ILE:HG21	2	1.98
(1,37)	1:A:104:ARG:H	2:B:75:ILE:HG22	2	1.98
(1,37)	1:A:104:ARG:H	2:B:75:ILE:HG23	2	1.98
(1,37)	1:A:104:ARG:H	2:B:75:ILE:N	2	1.98
(1,37)	1:A:104:ARG:H	2:B:75:ILE:O	2	1.98
(1,37)	1:A:104:ARG:H	2:B:77:ALA:C	2	1.98
(1,37)	1:A:104:ARG:H	2:B:77:ALA:CA	2	1.98
(1,37)	1:A:104:ARG:H	2:B:77:ALA:CB	2	1.98

*Continued on next page...*

*Continued from previous page...*

Key	Atom-1	Atom-2	Model ID	Violation (Å)
(1,37)	1:A:104:ARG:H	2:B:77:ALA:H	2	1.98
(1,37)	1:A:104:ARG:H	2:B:77:ALA:HA	2	1.98
(1,37)	1:A:104:ARG:H	2:B:77:ALA:HB1	2	1.98
(1,37)	1:A:104:ARG:H	2:B:77:ALA:HB2	2	1.98
(1,37)	1:A:104:ARG:H	2:B:77:ALA:HB3	2	1.98
(1,37)	1:A:104:ARG:H	2:B:77:ALA:N	2	1.98
(1,37)	1:A:104:ARG:H	2:B:77:ALA:O	2	1.98
(1,37)	1:A:104:ARG:H	2:B:78:GLY:C	2	1.98
(1,37)	1:A:104:ARG:H	2:B:78:GLY:CA	2	1.98
(1,37)	1:A:104:ARG:H	2:B:78:GLY:H	2	1.98
(1,37)	1:A:104:ARG:H	2:B:78:GLY:HA2	2	1.98
(1,37)	1:A:104:ARG:H	2:B:78:GLY:HA3	2	1.98
(1,37)	1:A:104:ARG:H	2:B:78:GLY:N	2	1.98
(1,37)	1:A:104:ARG:H	2:B:78:GLY:O	2	1.98
(1,37)	1:A:104:ARG:H	2:B:79:LYS:C	2	1.98
(1,37)	1:A:104:ARG:H	2:B:79:LYS:CA	2	1.98
(1,37)	1:A:104:ARG:H	2:B:79:LYS:CB	2	1.98
(1,37)	1:A:104:ARG:H	2:B:79:LYS:CD	2	1.98
(1,37)	1:A:104:ARG:H	2:B:79:LYS:CE	2	1.98
(1,37)	1:A:104:ARG:H	2:B:79:LYS:CG	2	1.98
(1,37)	1:A:104:ARG:H	2:B:79:LYS:H	2	1.98
(1,37)	1:A:104:ARG:H	2:B:79:LYS:HA	2	1.98
(1,37)	1:A:104:ARG:H	2:B:79:LYS:HB2	2	1.98
(1,37)	1:A:104:ARG:H	2:B:79:LYS:HB3	2	1.98
(1,37)	1:A:104:ARG:H	2:B:79:LYS:HD2	2	1.98
(1,37)	1:A:104:ARG:H	2:B:79:LYS:HD3	2	1.98
(1,37)	1:A:104:ARG:H	2:B:79:LYS:HE2	2	1.98
(1,37)	1:A:104:ARG:H	2:B:79:LYS:HE3	2	1.98
(1,37)	1:A:104:ARG:H	2:B:79:LYS:HG2	2	1.98
(1,37)	1:A:104:ARG:H	2:B:79:LYS:HG3	2	1.98
(1,37)	1:A:104:ARG:H	2:B:79:LYS:HZ1	2	1.98
(1,37)	1:A:104:ARG:H	2:B:79:LYS:HZ2	2	1.98
(1,37)	1:A:104:ARG:H	2:B:79:LYS:HZ3	2	1.98
(1,37)	1:A:104:ARG:H	2:B:79:LYS:N	2	1.98
(1,37)	1:A:104:ARG:H	2:B:79:LYS:NZ	2	1.98
(1,37)	1:A:104:ARG:H	2:B:79:LYS:O	2	1.98
(1,37)	1:A:104:ARG:H	2:B:80:ILE:C	2	1.98
(1,37)	1:A:104:ARG:H	2:B:80:ILE:CA	2	1.98
(1,37)	1:A:104:ARG:H	2:B:80:ILE:CB	2	1.98
(1,37)	1:A:104:ARG:H	2:B:80:ILE:CD1	2	1.98
(1,37)	1:A:104:ARG:H	2:B:80:ILE:CG1	2	1.98
(1,37)	1:A:104:ARG:H	2:B:80:ILE:CG2	2	1.98

*Continued on next page...*

*Continued from previous page...*

Key	Atom-1	Atom-2	Model ID	Violation (Å)
(1,37)	1:A:104:ARG:H	2:B:80:ILE:H	2	1.98
(1,37)	1:A:104:ARG:H	2:B:80:ILE:HA	2	1.98
(1,37)	1:A:104:ARG:H	2:B:80:ILE:HB	2	1.98
(1,37)	1:A:104:ARG:H	2:B:80:ILE:HD11	2	1.98
(1,37)	1:A:104:ARG:H	2:B:80:ILE:HD12	2	1.98
(1,37)	1:A:104:ARG:H	2:B:80:ILE:HD13	2	1.98
(1,37)	1:A:104:ARG:H	2:B:80:ILE:HG12	2	1.98
(1,37)	1:A:104:ARG:H	2:B:80:ILE:HG13	2	1.98
(1,37)	1:A:104:ARG:H	2:B:80:ILE:HG21	2	1.98
(1,37)	1:A:104:ARG:H	2:B:80:ILE:HG22	2	1.98
(1,37)	1:A:104:ARG:H	2:B:80:ILE:HG23	2	1.98
(1,37)	1:A:104:ARG:H	2:B:80:ILE:N	2	1.98
(1,37)	1:A:104:ARG:H	2:B:80:ILE:O	2	1.98
(1,37)	1:A:104:ARG:H	2:B:84:GLN:C	2	1.98
(1,37)	1:A:104:ARG:H	2:B:84:GLN:CA	2	1.98
(1,37)	1:A:104:ARG:H	2:B:84:GLN:CB	2	1.98
(1,37)	1:A:104:ARG:H	2:B:84:GLN:CD	2	1.98
(1,37)	1:A:104:ARG:H	2:B:84:GLN:CG	2	1.98
(1,37)	1:A:104:ARG:H	2:B:84:GLN:H	2	1.98
(1,37)	1:A:104:ARG:H	2:B:84:GLN:HA	2	1.98
(1,37)	1:A:104:ARG:H	2:B:84:GLN:HB2	2	1.98
(1,37)	1:A:104:ARG:H	2:B:84:GLN:HB3	2	1.98
(1,37)	1:A:104:ARG:H	2:B:84:GLN:HE21	2	1.98
(1,37)	1:A:104:ARG:H	2:B:84:GLN:HE22	2	1.98
(1,37)	1:A:104:ARG:H	2:B:84:GLN:HG2	2	1.98
(1,37)	1:A:104:ARG:H	2:B:84:GLN:HG3	2	1.98
(1,37)	1:A:104:ARG:H	2:B:84:GLN:N	2	1.98
(1,37)	1:A:104:ARG:H	2:B:84:GLN:NE2	2	1.98
(1,37)	1:A:104:ARG:H	2:B:84:GLN:O	2	1.98
(1,37)	1:A:104:ARG:H	2:B:84:GLN:OE1	2	1.98
(1,37)	1:A:104:ARG:H	2:B:97:THR:C	2	1.98
(1,37)	1:A:104:ARG:H	2:B:97:THR:CA	2	1.98
(1,37)	1:A:104:ARG:H	2:B:97:THR:CB	2	1.98
(1,37)	1:A:104:ARG:H	2:B:97:THR:CG2	2	1.98
(1,37)	1:A:104:ARG:H	2:B:97:THR:H	2	1.98
(1,37)	1:A:104:ARG:H	2:B:97:THR:HA	2	1.98
(1,37)	1:A:104:ARG:H	2:B:97:THR:HB	2	1.98
(1,37)	1:A:104:ARG:H	2:B:97:THR:HG1	2	1.98
(1,37)	1:A:104:ARG:H	2:B:97:THR:HG21	2	1.98
(1,37)	1:A:104:ARG:H	2:B:97:THR:HG22	2	1.98
(1,37)	1:A:104:ARG:H	2:B:97:THR:HG23	2	1.98
(1,37)	1:A:104:ARG:H	2:B:97:THR:N	2	1.98

*Continued on next page...*

*Continued from previous page...*

Key	Atom-1	Atom-2	Model ID	Violation (Å)
(1,37)	1:A:104:ARG:H	2:B:97:THR:O	2	1.98
(1,37)	1:A:104:ARG:H	2:B:97:THR:OG1	2	1.98
(1,37)	1:A:104:ARG:H	2:B:99:HIS:C	2	1.98
(1,37)	1:A:104:ARG:H	2:B:99:HIS:CA	2	1.98
(1,37)	1:A:104:ARG:H	2:B:99:HIS:CB	2	1.98
(1,37)	1:A:104:ARG:H	2:B:99:HIS:CD2	2	1.98
(1,37)	1:A:104:ARG:H	2:B:99:HIS:CE1	2	1.98
(1,37)	1:A:104:ARG:H	2:B:99:HIS:CG	2	1.98
(1,37)	1:A:104:ARG:H	2:B:99:HIS:H	2	1.98
(1,37)	1:A:104:ARG:H	2:B:99:HIS:HA	2	1.98
(1,37)	1:A:104:ARG:H	2:B:99:HIS:HB2	2	1.98
(1,37)	1:A:104:ARG:H	2:B:99:HIS:HB3	2	1.98
(1,37)	1:A:104:ARG:H	2:B:99:HIS:HD1	2	1.98
(1,37)	1:A:104:ARG:H	2:B:99:HIS:HD2	2	1.98
(1,37)	1:A:104:ARG:H	2:B:99:HIS:HE1	2	1.98
(1,37)	1:A:104:ARG:H	2:B:99:HIS:HE2	2	1.98
(1,37)	1:A:104:ARG:H	2:B:99:HIS:N	2	1.98
(1,37)	1:A:104:ARG:H	2:B:99:HIS:ND1	2	1.98
(1,37)	1:A:104:ARG:H	2:B:99:HIS:NE2	2	1.98
(1,37)	1:A:104:ARG:H	2:B:99:HIS:O	2	1.98
(1,37)	1:A:104:ARG:H	2:B:101:VAL:C	2	1.98
(1,37)	1:A:104:ARG:H	2:B:101:VAL:CA	2	1.98
(1,37)	1:A:104:ARG:H	2:B:101:VAL:CB	2	1.98
(1,37)	1:A:104:ARG:H	2:B:101:VAL:CG1	2	1.98
(1,37)	1:A:104:ARG:H	2:B:101:VAL:CG2	2	1.98
(1,37)	1:A:104:ARG:H	2:B:101:VAL:H	2	1.98
(1,37)	1:A:104:ARG:H	2:B:101:VAL:HA	2	1.98
(1,37)	1:A:104:ARG:H	2:B:101:VAL:HB	2	1.98
(1,37)	1:A:104:ARG:H	2:B:101:VAL:HG11	2	1.98
(1,37)	1:A:104:ARG:H	2:B:101:VAL:HG12	2	1.98
(1,37)	1:A:104:ARG:H	2:B:101:VAL:HG13	2	1.98
(1,37)	1:A:104:ARG:H	2:B:101:VAL:HG21	2	1.98
(1,37)	1:A:104:ARG:H	2:B:101:VAL:HG22	2	1.98
(1,37)	1:A:104:ARG:H	2:B:101:VAL:HG23	2	1.98
(1,37)	1:A:104:ARG:H	2:B:101:VAL:N	2	1.98
(1,37)	1:A:104:ARG:H	2:B:101:VAL:O	2	1.98
(1,37)	1:A:104:ARG:HA	2:B:75:ILE:C	2	1.98
(1,37)	1:A:104:ARG:HA	2:B:75:ILE:CA	2	1.98
(1,37)	1:A:104:ARG:HA	2:B:75:ILE:CB	2	1.98
(1,37)	1:A:104:ARG:HA	2:B:75:ILE:CD1	2	1.98
(1,37)	1:A:104:ARG:HA	2:B:75:ILE:CG1	2	1.98
(1,37)	1:A:104:ARG:HA	2:B:75:ILE:CG2	2	1.98

*Continued on next page...*

*Continued from previous page...*

Key	Atom-1	Atom-2	Model ID	Violation (Å)
(1,37)	1:A:104:ARG:HA	2:B:75:ILE:H	2	1.98
(1,37)	1:A:104:ARG:HA	2:B:75:ILE:HA	2	1.98
(1,37)	1:A:104:ARG:HA	2:B:75:ILE:HB	2	1.98
(1,37)	1:A:104:ARG:HA	2:B:75:ILE:HD11	2	1.98
(1,37)	1:A:104:ARG:HA	2:B:75:ILE:HD12	2	1.98
(1,37)	1:A:104:ARG:HA	2:B:75:ILE:HD13	2	1.98
(1,37)	1:A:104:ARG:HA	2:B:75:ILE:HG12	2	1.98
(1,37)	1:A:104:ARG:HA	2:B:75:ILE:HG13	2	1.98
(1,37)	1:A:104:ARG:HA	2:B:75:ILE:HG21	2	1.98
(1,37)	1:A:104:ARG:HA	2:B:75:ILE:HG22	2	1.98
(1,37)	1:A:104:ARG:HA	2:B:75:ILE:HG23	2	1.98
(1,37)	1:A:104:ARG:HA	2:B:75:ILE:N	2	1.98
(1,37)	1:A:104:ARG:HA	2:B:75:ILE:O	2	1.98
(1,37)	1:A:104:ARG:HA	2:B:77:ALA:C	2	1.98
(1,37)	1:A:104:ARG:HA	2:B:77:ALA:CA	2	1.98
(1,37)	1:A:104:ARG:HA	2:B:77:ALA:CB	2	1.98
(1,37)	1:A:104:ARG:HA	2:B:77:ALA:H	2	1.98
(1,37)	1:A:104:ARG:HA	2:B:77:ALA:HA	2	1.98
(1,37)	1:A:104:ARG:HA	2:B:77:ALA:HB1	2	1.98
(1,37)	1:A:104:ARG:HA	2:B:77:ALA:HB2	2	1.98
(1,37)	1:A:104:ARG:HA	2:B:77:ALA:HB3	2	1.98
(1,37)	1:A:104:ARG:HA	2:B:77:ALA:N	2	1.98
(1,37)	1:A:104:ARG:HA	2:B:77:ALA:O	2	1.98
(1,37)	1:A:104:ARG:HA	2:B:78:GLY:C	2	1.98
(1,37)	1:A:104:ARG:HA	2:B:78:GLY:CA	2	1.98
(1,37)	1:A:104:ARG:HA	2:B:78:GLY:H	2	1.98
(1,37)	1:A:104:ARG:HA	2:B:78:GLY:HA2	2	1.98
(1,37)	1:A:104:ARG:HA	2:B:78:GLY:HA3	2	1.98
(1,37)	1:A:104:ARG:HA	2:B:78:GLY:N	2	1.98
(1,37)	1:A:104:ARG:HA	2:B:78:GLY:O	2	1.98
(1,37)	1:A:104:ARG:HA	2:B:79:LYS:C	2	1.98
(1,37)	1:A:104:ARG:HA	2:B:79:LYS:CA	2	1.98
(1,37)	1:A:104:ARG:HA	2:B:79:LYS:CB	2	1.98
(1,37)	1:A:104:ARG:HA	2:B:79:LYS:CD	2	1.98
(1,37)	1:A:104:ARG:HA	2:B:79:LYS:CE	2	1.98
(1,37)	1:A:104:ARG:HA	2:B:79:LYS:CG	2	1.98
(1,37)	1:A:104:ARG:HA	2:B:79:LYS:H	2	1.98
(1,37)	1:A:104:ARG:HA	2:B:79:LYS:HA	2	1.98
(1,37)	1:A:104:ARG:HA	2:B:79:LYS:HB2	2	1.98
(1,37)	1:A:104:ARG:HA	2:B:79:LYS:HB3	2	1.98
(1,37)	1:A:104:ARG:HA	2:B:79:LYS:HD2	2	1.98
(1,37)	1:A:104:ARG:HA	2:B:79:LYS:HD3	2	1.98

*Continued on next page...*



*Continued from previous page...*

Key	Atom-1	Atom-2	Model ID	Violation (Å)
(1,37)	1:A:104:ARG:HA	2:B:79:LYS:HE2	2	1.98
(1,37)	1:A:104:ARG:HA	2:B:79:LYS:HE3	2	1.98
(1,37)	1:A:104:ARG:HA	2:B:79:LYS:HG2	2	1.98
(1,37)	1:A:104:ARG:HA	2:B:79:LYS:HG3	2	1.98
(1,37)	1:A:104:ARG:HA	2:B:79:LYS:HZ1	2	1.98
(1,37)	1:A:104:ARG:HA	2:B:79:LYS:HZ2	2	1.98
(1,37)	1:A:104:ARG:HA	2:B:79:LYS:HZ3	2	1.98
(1,37)	1:A:104:ARG:HA	2:B:79:LYS:N	2	1.98
(1,37)	1:A:104:ARG:HA	2:B:79:LYS:NZ	2	1.98
(1,37)	1:A:104:ARG:HA	2:B:79:LYS:O	2	1.98
(1,37)	1:A:104:ARG:HA	2:B:80:ILE:C	2	1.98
(1,37)	1:A:104:ARG:HA	2:B:80:ILE:CA	2	1.98
(1,37)	1:A:104:ARG:HA	2:B:80:ILE:CB	2	1.98
(1,37)	1:A:104:ARG:HA	2:B:80:ILE:CD1	2	1.98
(1,37)	1:A:104:ARG:HA	2:B:80:ILE:CG1	2	1.98
(1,37)	1:A:104:ARG:HA	2:B:80:ILE:CG2	2	1.98
(1,37)	1:A:104:ARG:HA	2:B:80:ILE:H	2	1.98
(1,37)	1:A:104:ARG:HA	2:B:80:ILE:HA	2	1.98
(1,37)	1:A:104:ARG:HA	2:B:80:ILE:HB	2	1.98
(1,37)	1:A:104:ARG:HA	2:B:80:ILE:HD11	2	1.98
(1,37)	1:A:104:ARG:HA	2:B:80:ILE:HD12	2	1.98
(1,37)	1:A:104:ARG:HA	2:B:80:ILE:HD13	2	1.98
(1,37)	1:A:104:ARG:HA	2:B:80:ILE:HG12	2	1.98
(1,37)	1:A:104:ARG:HA	2:B:80:ILE:HG13	2	1.98
(1,37)	1:A:104:ARG:HA	2:B:80:ILE:HG21	2	1.98
(1,37)	1:A:104:ARG:HA	2:B:80:ILE:HG22	2	1.98
(1,37)	1:A:104:ARG:HA	2:B:80:ILE:HG23	2	1.98
(1,37)	1:A:104:ARG:HA	2:B:80:ILE:N	2	1.98
(1,37)	1:A:104:ARG:HA	2:B:80:ILE:O	2	1.98
(1,37)	1:A:104:ARG:HA	2:B:84:GLN:C	2	1.98
(1,37)	1:A:104:ARG:HA	2:B:84:GLN:CA	2	1.98
(1,37)	1:A:104:ARG:HA	2:B:84:GLN:CB	2	1.98
(1,37)	1:A:104:ARG:HA	2:B:84:GLN:CD	2	1.98
(1,37)	1:A:104:ARG:HA	2:B:84:GLN:CG	2	1.98
(1,37)	1:A:104:ARG:HA	2:B:84:GLN:H	2	1.98
(1,37)	1:A:104:ARG:HA	2:B:84:GLN:HA	2	1.98
(1,37)	1:A:104:ARG:HA	2:B:84:GLN:HB2	2	1.98
(1,37)	1:A:104:ARG:HA	2:B:84:GLN:HB3	2	1.98
(1,37)	1:A:104:ARG:HA	2:B:84:GLN:HE21	2	1.98
(1,37)	1:A:104:ARG:HA	2:B:84:GLN:HE22	2	1.98
(1,37)	1:A:104:ARG:HA	2:B:84:GLN:HG2	2	1.98
(1,37)	1:A:104:ARG:HA	2:B:84:GLN:HG3	2	1.98

*Continued on next page...*

*Continued from previous page...*

Key	Atom-1	Atom-2	Model ID	Violation (Å)
(1,37)	1:A:104:ARG:HA	2:B:84:GLN:N	2	1.98
(1,37)	1:A:104:ARG:HA	2:B:84:GLN:NE2	2	1.98
(1,37)	1:A:104:ARG:HA	2:B:84:GLN:O	2	1.98
(1,37)	1:A:104:ARG:HA	2:B:84:GLN:OE1	2	1.98
(1,37)	1:A:104:ARG:HA	2:B:97:THR:C	2	1.98
(1,37)	1:A:104:ARG:HA	2:B:97:THR:CA	2	1.98
(1,37)	1:A:104:ARG:HA	2:B:97:THR:CB	2	1.98
(1,37)	1:A:104:ARG:HA	2:B:97:THR:CG2	2	1.98
(1,37)	1:A:104:ARG:HA	2:B:97:THR:H	2	1.98
(1,37)	1:A:104:ARG:HA	2:B:97:THR:HA	2	1.98
(1,37)	1:A:104:ARG:HA	2:B:97:THR:HB	2	1.98
(1,37)	1:A:104:ARG:HA	2:B:97:THR:HG1	2	1.98
(1,37)	1:A:104:ARG:HA	2:B:97:THR:HG21	2	1.98
(1,37)	1:A:104:ARG:HA	2:B:97:THR:HG22	2	1.98
(1,37)	1:A:104:ARG:HA	2:B:97:THR:HG23	2	1.98
(1,37)	1:A:104:ARG:HA	2:B:97:THR:N	2	1.98
(1,37)	1:A:104:ARG:HA	2:B:97:THR:O	2	1.98
(1,37)	1:A:104:ARG:HA	2:B:97:THR:OG1	2	1.98
(1,37)	1:A:104:ARG:HA	2:B:99:HIS:C	2	1.98
(1,37)	1:A:104:ARG:HA	2:B:99:HIS:CA	2	1.98
(1,37)	1:A:104:ARG:HA	2:B:99:HIS:CB	2	1.98
(1,37)	1:A:104:ARG:HA	2:B:99:HIS:CD2	2	1.98
(1,37)	1:A:104:ARG:HA	2:B:99:HIS:CE1	2	1.98
(1,37)	1:A:104:ARG:HA	2:B:99:HIS:CG	2	1.98
(1,37)	1:A:104:ARG:HA	2:B:99:HIS:H	2	1.98
(1,37)	1:A:104:ARG:HA	2:B:99:HIS:HA	2	1.98
(1,37)	1:A:104:ARG:HA	2:B:99:HIS:HB2	2	1.98
(1,37)	1:A:104:ARG:HA	2:B:99:HIS:HB3	2	1.98
(1,37)	1:A:104:ARG:HA	2:B:99:HIS:HD1	2	1.98
(1,37)	1:A:104:ARG:HA	2:B:99:HIS:HD2	2	1.98
(1,37)	1:A:104:ARG:HA	2:B:99:HIS:HE1	2	1.98
(1,37)	1:A:104:ARG:HA	2:B:99:HIS:HE2	2	1.98
(1,37)	1:A:104:ARG:HA	2:B:99:HIS:N	2	1.98
(1,37)	1:A:104:ARG:HA	2:B:99:HIS:ND1	2	1.98
(1,37)	1:A:104:ARG:HA	2:B:99:HIS:NE2	2	1.98
(1,37)	1:A:104:ARG:HA	2:B:99:HIS:O	2	1.98
(1,37)	1:A:104:ARG:HA	2:B:101:VAL:C	2	1.98
(1,37)	1:A:104:ARG:HA	2:B:101:VAL:CA	2	1.98
(1,37)	1:A:104:ARG:HA	2:B:101:VAL:CB	2	1.98
(1,37)	1:A:104:ARG:HA	2:B:101:VAL:CG1	2	1.98
(1,37)	1:A:104:ARG:HA	2:B:101:VAL:CG2	2	1.98
(1,37)	1:A:104:ARG:HA	2:B:101:VAL:H	2	1.98

*Continued on next page...*

*Continued from previous page...*

Key	Atom-1	Atom-2	Model ID	Violation (Å)
(1,37)	1:A:104:ARG:HA	2:B:101:VAL:HA	2	1.98
(1,37)	1:A:104:ARG:HA	2:B:101:VAL:HB	2	1.98
(1,37)	1:A:104:ARG:HA	2:B:101:VAL:HG11	2	1.98
(1,37)	1:A:104:ARG:HA	2:B:101:VAL:HG12	2	1.98
(1,37)	1:A:104:ARG:HA	2:B:101:VAL:HG13	2	1.98
(1,37)	1:A:104:ARG:HA	2:B:101:VAL:HG21	2	1.98
(1,37)	1:A:104:ARG:HA	2:B:101:VAL:HG22	2	1.98
(1,37)	1:A:104:ARG:HA	2:B:101:VAL:HG23	2	1.98
(1,37)	1:A:104:ARG:HA	2:B:101:VAL:N	2	1.98
(1,37)	1:A:104:ARG:HA	2:B:101:VAL:O	2	1.98
(1,37)	1:A:104:ARG:HB2	2:B:75:ILE:C	2	1.98
(1,37)	1:A:104:ARG:HB2	2:B:75:ILE:CA	2	1.98
(1,37)	1:A:104:ARG:HB2	2:B:75:ILE:CB	2	1.98
(1,37)	1:A:104:ARG:HB2	2:B:75:ILE:CD1	2	1.98
(1,37)	1:A:104:ARG:HB2	2:B:75:ILE:CG1	2	1.98
(1,37)	1:A:104:ARG:HB2	2:B:75:ILE:CG2	2	1.98
(1,37)	1:A:104:ARG:HB2	2:B:75:ILE:H	2	1.98
(1,37)	1:A:104:ARG:HB2	2:B:75:ILE:HA	2	1.98
(1,37)	1:A:104:ARG:HB2	2:B:75:ILE:HB	2	1.98
(1,37)	1:A:104:ARG:HB2	2:B:75:ILE:HD11	2	1.98
(1,37)	1:A:104:ARG:HB2	2:B:75:ILE:HD12	2	1.98
(1,37)	1:A:104:ARG:HB2	2:B:75:ILE:HD13	2	1.98
(1,37)	1:A:104:ARG:HB2	2:B:75:ILE:HG12	2	1.98
(1,37)	1:A:104:ARG:HB2	2:B:75:ILE:HG13	2	1.98
(1,37)	1:A:104:ARG:HB2	2:B:75:ILE:HG21	2	1.98
(1,37)	1:A:104:ARG:HB2	2:B:75:ILE:HG22	2	1.98
(1,37)	1:A:104:ARG:HB2	2:B:75:ILE:HG23	2	1.98
(1,37)	1:A:104:ARG:HB2	2:B:75:ILE:N	2	1.98
(1,37)	1:A:104:ARG:HB2	2:B:75:ILE:O	2	1.98
(1,37)	1:A:104:ARG:HB2	2:B:77:ALA:C	2	1.98
(1,37)	1:A:104:ARG:HB2	2:B:77:ALA:CA	2	1.98
(1,37)	1:A:104:ARG:HB2	2:B:77:ALA:CB	2	1.98
(1,37)	1:A:104:ARG:HB2	2:B:77:ALA:H	2	1.98
(1,37)	1:A:104:ARG:HB2	2:B:77:ALA:HA	2	1.98
(1,37)	1:A:104:ARG:HB2	2:B:77:ALA:HB1	2	1.98
(1,37)	1:A:104:ARG:HB2	2:B:77:ALA:HB2	2	1.98
(1,37)	1:A:104:ARG:HB2	2:B:77:ALA:HB3	2	1.98
(1,37)	1:A:104:ARG:HB2	2:B:77:ALA:N	2	1.98
(1,37)	1:A:104:ARG:HB2	2:B:77:ALA:O	2	1.98
(1,37)	1:A:104:ARG:HB2	2:B:78:GLY:C	2	1.98
(1,37)	1:A:104:ARG:HB2	2:B:78:GLY:CA	2	1.98
(1,37)	1:A:104:ARG:HB2	2:B:78:GLY:H	2	1.98

*Continued on next page...*

*Continued from previous page...*

Key	Atom-1	Atom-2	Model ID	Violation (Å)
(1,37)	1:A:104:ARG:HB2	2:B:78:GLY:HA2	2	1.98
(1,37)	1:A:104:ARG:HB2	2:B:78:GLY:HA3	2	1.98
(1,37)	1:A:104:ARG:HB2	2:B:78:GLY:N	2	1.98
(1,37)	1:A:104:ARG:HB2	2:B:78:GLY:O	2	1.98
(1,37)	1:A:104:ARG:HB2	2:B:79:LYS:C	2	1.98
(1,37)	1:A:104:ARG:HB2	2:B:79:LYS:CA	2	1.98
(1,37)	1:A:104:ARG:HB2	2:B:79:LYS:CB	2	1.98
(1,37)	1:A:104:ARG:HB2	2:B:79:LYS:CD	2	1.98
(1,37)	1:A:104:ARG:HB2	2:B:79:LYS:CE	2	1.98
(1,37)	1:A:104:ARG:HB2	2:B:79:LYS:CG	2	1.98
(1,37)	1:A:104:ARG:HB2	2:B:79:LYS:H	2	1.98
(1,37)	1:A:104:ARG:HB2	2:B:79:LYS:HA	2	1.98
(1,37)	1:A:104:ARG:HB2	2:B:79:LYS:HB2	2	1.98
(1,37)	1:A:104:ARG:HB2	2:B:79:LYS:HB3	2	1.98
(1,37)	1:A:104:ARG:HB2	2:B:79:LYS:HD2	2	1.98
(1,37)	1:A:104:ARG:HB2	2:B:79:LYS:HD3	2	1.98
(1,37)	1:A:104:ARG:HB2	2:B:79:LYS:HE2	2	1.98
(1,37)	1:A:104:ARG:HB2	2:B:79:LYS:HE3	2	1.98
(1,37)	1:A:104:ARG:HB2	2:B:79:LYS:HG2	2	1.98
(1,37)	1:A:104:ARG:HB2	2:B:79:LYS:HG3	2	1.98
(1,37)	1:A:104:ARG:HB2	2:B:79:LYS:HZ1	2	1.98
(1,37)	1:A:104:ARG:HB2	2:B:79:LYS:HZ2	2	1.98
(1,37)	1:A:104:ARG:HB2	2:B:79:LYS:HZ3	2	1.98
(1,37)	1:A:104:ARG:HB2	2:B:79:LYS:N	2	1.98
(1,37)	1:A:104:ARG:HB2	2:B:79:LYS:NZ	2	1.98
(1,37)	1:A:104:ARG:HB2	2:B:79:LYS:O	2	1.98
(1,37)	1:A:104:ARG:HB2	2:B:80:ILE:C	2	1.98
(1,37)	1:A:104:ARG:HB2	2:B:80:ILE:CA	2	1.98
(1,37)	1:A:104:ARG:HB2	2:B:80:ILE:CB	2	1.98
(1,37)	1:A:104:ARG:HB2	2:B:80:ILE:CD1	2	1.98
(1,37)	1:A:104:ARG:HB2	2:B:80:ILE:CG1	2	1.98
(1,37)	1:A:104:ARG:HB2	2:B:80:ILE:CG2	2	1.98
(1,37)	1:A:104:ARG:HB2	2:B:80:ILE:H	2	1.98
(1,37)	1:A:104:ARG:HB2	2:B:80:ILE:HA	2	1.98
(1,37)	1:A:104:ARG:HB2	2:B:80:ILE:HB	2	1.98
(1,37)	1:A:104:ARG:HB2	2:B:80:ILE:HD11	2	1.98
(1,37)	1:A:104:ARG:HB2	2:B:80:ILE:HD12	2	1.98
(1,37)	1:A:104:ARG:HB2	2:B:80:ILE:HD13	2	1.98
(1,37)	1:A:104:ARG:HB2	2:B:80:ILE:HG12	2	1.98
(1,37)	1:A:104:ARG:HB2	2:B:80:ILE:HG13	2	1.98
(1,37)	1:A:104:ARG:HB2	2:B:80:ILE:HG21	2	1.98
(1,37)	1:A:104:ARG:HB2	2:B:80:ILE:HG22	2	1.98

*Continued on next page...*

*Continued from previous page...*

Key	Atom-1	Atom-2	Model ID	Violation (Å)
(1,37)	1:A:104:ARG:HB2	2:B:80:ILE:HG23	2	1.98
(1,37)	1:A:104:ARG:HB2	2:B:80:ILE:N	2	1.98
(1,37)	1:A:104:ARG:HB2	2:B:80:ILE:O	2	1.98
(1,37)	1:A:104:ARG:HB2	2:B:84:GLN:C	2	1.98
(1,37)	1:A:104:ARG:HB2	2:B:84:GLN:CA	2	1.98
(1,37)	1:A:104:ARG:HB2	2:B:84:GLN:CB	2	1.98
(1,37)	1:A:104:ARG:HB2	2:B:84:GLN:CD	2	1.98
(1,37)	1:A:104:ARG:HB2	2:B:84:GLN:CG	2	1.98
(1,37)	1:A:104:ARG:HB2	2:B:84:GLN:H	2	1.98
(1,37)	1:A:104:ARG:HB2	2:B:84:GLN:HA	2	1.98
(1,37)	1:A:104:ARG:HB2	2:B:84:GLN:HB2	2	1.98
(1,37)	1:A:104:ARG:HB2	2:B:84:GLN:HB3	2	1.98
(1,37)	1:A:104:ARG:HB2	2:B:84:GLN:HE21	2	1.98
(1,37)	1:A:104:ARG:HB2	2:B:84:GLN:HE22	2	1.98
(1,37)	1:A:104:ARG:HB2	2:B:84:GLN:HG2	2	1.98
(1,37)	1:A:104:ARG:HB2	2:B:84:GLN:HG3	2	1.98
(1,37)	1:A:104:ARG:HB2	2:B:84:GLN:N	2	1.98
(1,37)	1:A:104:ARG:HB2	2:B:84:GLN:NE2	2	1.98
(1,37)	1:A:104:ARG:HB2	2:B:84:GLN:O	2	1.98
(1,37)	1:A:104:ARG:HB2	2:B:84:GLN:OE1	2	1.98
(1,37)	1:A:104:ARG:HB2	2:B:97:THR:C	2	1.98
(1,37)	1:A:104:ARG:HB2	2:B:97:THR:CA	2	1.98
(1,37)	1:A:104:ARG:HB2	2:B:97:THR:CB	2	1.98
(1,37)	1:A:104:ARG:HB2	2:B:97:THR:CG2	2	1.98
(1,37)	1:A:104:ARG:HB2	2:B:97:THR:H	2	1.98
(1,37)	1:A:104:ARG:HB2	2:B:97:THR:HA	2	1.98
(1,37)	1:A:104:ARG:HB2	2:B:97:THR:HB	2	1.98
(1,37)	1:A:104:ARG:HB2	2:B:97:THR:HG1	2	1.98
(1,37)	1:A:104:ARG:HB2	2:B:97:THR:HG21	2	1.98
(1,37)	1:A:104:ARG:HB2	2:B:97:THR:HG22	2	1.98
(1,37)	1:A:104:ARG:HB2	2:B:97:THR:HG23	2	1.98
(1,37)	1:A:104:ARG:HB2	2:B:97:THR:N	2	1.98
(1,37)	1:A:104:ARG:HB2	2:B:97:THR:O	2	1.98
(1,37)	1:A:104:ARG:HB2	2:B:97:THR:OG1	2	1.98
(1,37)	1:A:104:ARG:HB2	2:B:99:HIS:C	2	1.98
(1,37)	1:A:104:ARG:HB2	2:B:99:HIS:CA	2	1.98
(1,37)	1:A:104:ARG:HB2	2:B:99:HIS:CB	2	1.98
(1,37)	1:A:104:ARG:HB2	2:B:99:HIS:CD2	2	1.98
(1,37)	1:A:104:ARG:HB2	2:B:99:HIS:CE1	2	1.98
(1,37)	1:A:104:ARG:HB2	2:B:99:HIS:CG	2	1.98
(1,37)	1:A:104:ARG:HB2	2:B:99:HIS:H	2	1.98
(1,37)	1:A:104:ARG:HB2	2:B:99:HIS:HA	2	1.98

*Continued on next page...*

*Continued from previous page...*

Key	Atom-1	Atom-2	Model ID	Violation (Å)
(1,37)	1:A:104:ARG:HB2	2:B:99:HIS:HB2	2	1.98
(1,37)	1:A:104:ARG:HB2	2:B:99:HIS:HB3	2	1.98
(1,37)	1:A:104:ARG:HB2	2:B:99:HIS:HD1	2	1.98
(1,37)	1:A:104:ARG:HB2	2:B:99:HIS:HD2	2	1.98
(1,37)	1:A:104:ARG:HB2	2:B:99:HIS:HE1	2	1.98
(1,37)	1:A:104:ARG:HB2	2:B:99:HIS:HE2	2	1.98
(1,37)	1:A:104:ARG:HB2	2:B:99:HIS:N	2	1.98
(1,37)	1:A:104:ARG:HB2	2:B:99:HIS:ND1	2	1.98
(1,37)	1:A:104:ARG:HB2	2:B:99:HIS:NE2	2	1.98
(1,37)	1:A:104:ARG:HB2	2:B:99:HIS:O	2	1.98
(1,37)	1:A:104:ARG:HB2	2:B:101:VAL:C	2	1.98
(1,37)	1:A:104:ARG:HB2	2:B:101:VAL:CA	2	1.98
(1,37)	1:A:104:ARG:HB2	2:B:101:VAL:CB	2	1.98
(1,37)	1:A:104:ARG:HB2	2:B:101:VAL:CG1	2	1.98
(1,37)	1:A:104:ARG:HB2	2:B:101:VAL:CG2	2	1.98
(1,37)	1:A:104:ARG:HB2	2:B:101:VAL:H	2	1.98
(1,37)	1:A:104:ARG:HB2	2:B:101:VAL:HA	2	1.98
(1,37)	1:A:104:ARG:HB2	2:B:101:VAL:HB	2	1.98
(1,37)	1:A:104:ARG:HB2	2:B:101:VAL:HG11	2	1.98
(1,37)	1:A:104:ARG:HB2	2:B:101:VAL:HG12	2	1.98
(1,37)	1:A:104:ARG:HB2	2:B:101:VAL:HG13	2	1.98
(1,37)	1:A:104:ARG:HB2	2:B:101:VAL:HG21	2	1.98
(1,37)	1:A:104:ARG:HB2	2:B:101:VAL:HG22	2	1.98
(1,37)	1:A:104:ARG:HB2	2:B:101:VAL:HG23	2	1.98
(1,37)	1:A:104:ARG:HB2	2:B:101:VAL:N	2	1.98
(1,37)	1:A:104:ARG:HB2	2:B:101:VAL:O	2	1.98
(1,37)	1:A:104:ARG:HB3	2:B:75:ILE:C	2	1.98
(1,37)	1:A:104:ARG:HB3	2:B:75:ILE:CA	2	1.98
(1,37)	1:A:104:ARG:HB3	2:B:75:ILE:CB	2	1.98
(1,37)	1:A:104:ARG:HB3	2:B:75:ILE:CD1	2	1.98
(1,37)	1:A:104:ARG:HB3	2:B:75:ILE:CG1	2	1.98
(1,37)	1:A:104:ARG:HB3	2:B:75:ILE:CG2	2	1.98
(1,37)	1:A:104:ARG:HB3	2:B:75:ILE:H	2	1.98
(1,37)	1:A:104:ARG:HB3	2:B:75:ILE:HA	2	1.98
(1,37)	1:A:104:ARG:HB3	2:B:75:ILE:HB	2	1.98
(1,37)	1:A:104:ARG:HB3	2:B:75:ILE:HD11	2	1.98
(1,37)	1:A:104:ARG:HB3	2:B:75:ILE:HD12	2	1.98
(1,37)	1:A:104:ARG:HB3	2:B:75:ILE:HD13	2	1.98
(1,37)	1:A:104:ARG:HB3	2:B:75:ILE:HG12	2	1.98
(1,37)	1:A:104:ARG:HB3	2:B:75:ILE:HG13	2	1.98
(1,37)	1:A:104:ARG:HB3	2:B:75:ILE:HG21	2	1.98
(1,37)	1:A:104:ARG:HB3	2:B:75:ILE:HG22	2	1.98

*Continued on next page...*

*Continued from previous page...*

Key	Atom-1	Atom-2	Model ID	Violation (Å)
(1,37)	1:A:104:ARG:HB3	2:B:75:ILE:HG23	2	1.98
(1,37)	1:A:104:ARG:HB3	2:B:75:ILE:N	2	1.98
(1,37)	1:A:104:ARG:HB3	2:B:75:ILE:O	2	1.98
(1,37)	1:A:104:ARG:HB3	2:B:77:ALA:C	2	1.98
(1,37)	1:A:104:ARG:HB3	2:B:77:ALA:CA	2	1.98
(1,37)	1:A:104:ARG:HB3	2:B:77:ALA:CB	2	1.98
(1,37)	1:A:104:ARG:HB3	2:B:77:ALA:H	2	1.98
(1,37)	1:A:104:ARG:HB3	2:B:77:ALA:HA	2	1.98
(1,37)	1:A:104:ARG:HB3	2:B:77:ALA:HB1	2	1.98
(1,37)	1:A:104:ARG:HB3	2:B:77:ALA:HB2	2	1.98
(1,37)	1:A:104:ARG:HB3	2:B:77:ALA:HB3	2	1.98
(1,37)	1:A:104:ARG:HB3	2:B:77:ALA:N	2	1.98
(1,37)	1:A:104:ARG:HB3	2:B:77:ALA:O	2	1.98
(1,37)	1:A:104:ARG:HB3	2:B:78:GLY:C	2	1.98
(1,37)	1:A:104:ARG:HB3	2:B:78:GLY:CA	2	1.98
(1,37)	1:A:104:ARG:HB3	2:B:78:GLY:H	2	1.98
(1,37)	1:A:104:ARG:HB3	2:B:78:GLY:HA2	2	1.98
(1,37)	1:A:104:ARG:HB3	2:B:78:GLY:HA3	2	1.98
(1,37)	1:A:104:ARG:HB3	2:B:78:GLY:N	2	1.98
(1,37)	1:A:104:ARG:HB3	2:B:78:GLY:O	2	1.98
(1,37)	1:A:104:ARG:HB3	2:B:79:LYS:C	2	1.98
(1,37)	1:A:104:ARG:HB3	2:B:79:LYS:CA	2	1.98
(1,37)	1:A:104:ARG:HB3	2:B:79:LYS:CB	2	1.98
(1,37)	1:A:104:ARG:HB3	2:B:79:LYS:CD	2	1.98
(1,37)	1:A:104:ARG:HB3	2:B:79:LYS:CE	2	1.98
(1,37)	1:A:104:ARG:HB3	2:B:79:LYS:CG	2	1.98
(1,37)	1:A:104:ARG:HB3	2:B:79:LYS:H	2	1.98
(1,37)	1:A:104:ARG:HB3	2:B:79:LYS:HA	2	1.98
(1,37)	1:A:104:ARG:HB3	2:B:79:LYS:HB2	2	1.98
(1,37)	1:A:104:ARG:HB3	2:B:79:LYS:HB3	2	1.98
(1,37)	1:A:104:ARG:HB3	2:B:79:LYS:HD2	2	1.98
(1,37)	1:A:104:ARG:HB3	2:B:79:LYS:HD3	2	1.98
(1,37)	1:A:104:ARG:HB3	2:B:79:LYS:HE2	2	1.98
(1,37)	1:A:104:ARG:HB3	2:B:79:LYS:HE3	2	1.98
(1,37)	1:A:104:ARG:HB3	2:B:79:LYS:HG2	2	1.98
(1,37)	1:A:104:ARG:HB3	2:B:79:LYS:HG3	2	1.98
(1,37)	1:A:104:ARG:HB3	2:B:79:LYS:HZ1	2	1.98
(1,37)	1:A:104:ARG:HB3	2:B:79:LYS:HZ2	2	1.98
(1,37)	1:A:104:ARG:HB3	2:B:79:LYS:HZ3	2	1.98
(1,37)	1:A:104:ARG:HB3	2:B:79:LYS:N	2	1.98
(1,37)	1:A:104:ARG:HB3	2:B:79:LYS:NZ	2	1.98
(1,37)	1:A:104:ARG:HB3	2:B:79:LYS:O	2	1.98

*Continued on next page...*

*Continued from previous page...*

Key	Atom-1	Atom-2	Model ID	Violation (Å)
(1,37)	1:A:104:ARG:HB3	2:B:80:ILE:C	2	1.98
(1,37)	1:A:104:ARG:HB3	2:B:80:ILE:CA	2	1.98
(1,37)	1:A:104:ARG:HB3	2:B:80:ILE:CB	2	1.98
(1,37)	1:A:104:ARG:HB3	2:B:80:ILE:CD1	2	1.98
(1,37)	1:A:104:ARG:HB3	2:B:80:ILE:CG1	2	1.98
(1,37)	1:A:104:ARG:HB3	2:B:80:ILE:CG2	2	1.98
(1,37)	1:A:104:ARG:HB3	2:B:80:ILE:H	2	1.98
(1,37)	1:A:104:ARG:HB3	2:B:80:ILE:HA	2	1.98
(1,37)	1:A:104:ARG:HB3	2:B:80:ILE:HB	2	1.98
(1,37)	1:A:104:ARG:HB3	2:B:80:ILE:HD11	2	1.98
(1,37)	1:A:104:ARG:HB3	2:B:80:ILE:HD12	2	1.98
(1,37)	1:A:104:ARG:HB3	2:B:80:ILE:HD13	2	1.98
(1,37)	1:A:104:ARG:HB3	2:B:80:ILE:HG12	2	1.98
(1,37)	1:A:104:ARG:HB3	2:B:80:ILE:HG13	2	1.98
(1,37)	1:A:104:ARG:HB3	2:B:80:ILE:HG21	2	1.98
(1,37)	1:A:104:ARG:HB3	2:B:80:ILE:HG22	2	1.98
(1,37)	1:A:104:ARG:HB3	2:B:80:ILE:HG23	2	1.98
(1,37)	1:A:104:ARG:HB3	2:B:80:ILE:N	2	1.98
(1,37)	1:A:104:ARG:HB3	2:B:80:ILE:O	2	1.98
(1,37)	1:A:104:ARG:HB3	2:B:84:GLN:C	2	1.98
(1,37)	1:A:104:ARG:HB3	2:B:84:GLN:CA	2	1.98
(1,37)	1:A:104:ARG:HB3	2:B:84:GLN:CB	2	1.98
(1,37)	1:A:104:ARG:HB3	2:B:84:GLN:CD	2	1.98
(1,37)	1:A:104:ARG:HB3	2:B:84:GLN:CG	2	1.98
(1,37)	1:A:104:ARG:HB3	2:B:84:GLN:H	2	1.98
(1,37)	1:A:104:ARG:HB3	2:B:84:GLN:HA	2	1.98
(1,37)	1:A:104:ARG:HB3	2:B:84:GLN:HB2	2	1.98
(1,37)	1:A:104:ARG:HB3	2:B:84:GLN:HB3	2	1.98
(1,37)	1:A:104:ARG:HB3	2:B:84:GLN:HE21	2	1.98
(1,37)	1:A:104:ARG:HB3	2:B:84:GLN:HE22	2	1.98
(1,37)	1:A:104:ARG:HB3	2:B:84:GLN:HG2	2	1.98
(1,37)	1:A:104:ARG:HB3	2:B:84:GLN:HG3	2	1.98
(1,37)	1:A:104:ARG:HB3	2:B:84:GLN:N	2	1.98
(1,37)	1:A:104:ARG:HB3	2:B:84:GLN:NE2	2	1.98
(1,37)	1:A:104:ARG:HB3	2:B:84:GLN:O	2	1.98
(1,37)	1:A:104:ARG:HB3	2:B:84:GLN:OE1	2	1.98
(1,37)	1:A:104:ARG:HB3	2:B:97:THR:C	2	1.98
(1,37)	1:A:104:ARG:HB3	2:B:97:THR:CA	2	1.98
(1,37)	1:A:104:ARG:HB3	2:B:97:THR:CB	2	1.98
(1,37)	1:A:104:ARG:HB3	2:B:97:THR:CG2	2	1.98
(1,37)	1:A:104:ARG:HB3	2:B:97:THR:H	2	1.98
(1,37)	1:A:104:ARG:HB3	2:B:97:THR:HA	2	1.98

*Continued on next page...*



*Continued from previous page...*

Key	Atom-1	Atom-2	Model ID	Violation (Å)
(1,37)	1:A:104:ARG:HB3	2:B:97:THR:HB	2	1.98
(1,37)	1:A:104:ARG:HB3	2:B:97:THR:HG1	2	1.98
(1,37)	1:A:104:ARG:HB3	2:B:97:THR:HG21	2	1.98
(1,37)	1:A:104:ARG:HB3	2:B:97:THR:HG22	2	1.98
(1,37)	1:A:104:ARG:HB3	2:B:97:THR:HG23	2	1.98
(1,37)	1:A:104:ARG:HB3	2:B:97:THR:N	2	1.98
(1,37)	1:A:104:ARG:HB3	2:B:97:THR:O	2	1.98
(1,37)	1:A:104:ARG:HB3	2:B:97:THR:OG1	2	1.98
(1,37)	1:A:104:ARG:HB3	2:B:99:HIS:C	2	1.98
(1,37)	1:A:104:ARG:HB3	2:B:99:HIS:CA	2	1.98
(1,37)	1:A:104:ARG:HB3	2:B:99:HIS:CB	2	1.98
(1,37)	1:A:104:ARG:HB3	2:B:99:HIS:CD2	2	1.98
(1,37)	1:A:104:ARG:HB3	2:B:99:HIS:CE1	2	1.98
(1,37)	1:A:104:ARG:HB3	2:B:99:HIS:CG	2	1.98
(1,37)	1:A:104:ARG:HB3	2:B:99:HIS:H	2	1.98
(1,37)	1:A:104:ARG:HB3	2:B:99:HIS:HA	2	1.98
(1,37)	1:A:104:ARG:HB3	2:B:99:HIS:HB2	2	1.98
(1,37)	1:A:104:ARG:HB3	2:B:99:HIS:HB3	2	1.98
(1,37)	1:A:104:ARG:HB3	2:B:99:HIS:HD1	2	1.98
(1,37)	1:A:104:ARG:HB3	2:B:99:HIS:HD2	2	1.98
(1,37)	1:A:104:ARG:HB3	2:B:99:HIS:HE1	2	1.98
(1,37)	1:A:104:ARG:HB3	2:B:99:HIS:HE2	2	1.98
(1,37)	1:A:104:ARG:HB3	2:B:99:HIS:N	2	1.98
(1,37)	1:A:104:ARG:HB3	2:B:99:HIS:ND1	2	1.98
(1,37)	1:A:104:ARG:HB3	2:B:99:HIS:NE2	2	1.98
(1,37)	1:A:104:ARG:HB3	2:B:99:HIS:O	2	1.98
(1,37)	1:A:104:ARG:HB3	2:B:101:VAL:C	2	1.98
(1,37)	1:A:104:ARG:HB3	2:B:101:VAL:CA	2	1.98
(1,37)	1:A:104:ARG:HB3	2:B:101:VAL:CB	2	1.98
(1,37)	1:A:104:ARG:HB3	2:B:101:VAL:CG1	2	1.98
(1,37)	1:A:104:ARG:HB3	2:B:101:VAL:CG2	2	1.98
(1,37)	1:A:104:ARG:HB3	2:B:101:VAL:H	2	1.98
(1,37)	1:A:104:ARG:HB3	2:B:101:VAL:HA	2	1.98
(1,37)	1:A:104:ARG:HB3	2:B:101:VAL:HB	2	1.98
(1,37)	1:A:104:ARG:HB3	2:B:101:VAL:HG11	2	1.98
(1,37)	1:A:104:ARG:HB3	2:B:101:VAL:HG12	2	1.98
(1,37)	1:A:104:ARG:HB3	2:B:101:VAL:HG13	2	1.98
(1,37)	1:A:104:ARG:HB3	2:B:101:VAL:HG21	2	1.98
(1,37)	1:A:104:ARG:HB3	2:B:101:VAL:HG22	2	1.98
(1,37)	1:A:104:ARG:HB3	2:B:101:VAL:HG23	2	1.98
(1,37)	1:A:104:ARG:HB3	2:B:101:VAL:N	2	1.98
(1,37)	1:A:104:ARG:HB3	2:B:101:VAL:O	2	1.98

*Continued on next page...*

*Continued from previous page...*

Key	Atom-1	Atom-2	Model ID	Violation (Å)
(1,37)	1:A:104:ARG:HD2	2:B:75:ILE:C	2	1.98
(1,37)	1:A:104:ARG:HD2	2:B:75:ILE:CA	2	1.98
(1,37)	1:A:104:ARG:HD2	2:B:75:ILE:CB	2	1.98
(1,37)	1:A:104:ARG:HD2	2:B:75:ILE:CD1	2	1.98
(1,37)	1:A:104:ARG:HD2	2:B:75:ILE:CG1	2	1.98
(1,37)	1:A:104:ARG:HD2	2:B:75:ILE:CG2	2	1.98
(1,37)	1:A:104:ARG:HD2	2:B:75:ILE:H	2	1.98
(1,37)	1:A:104:ARG:HD2	2:B:75:ILE:HA	2	1.98
(1,37)	1:A:104:ARG:HD2	2:B:75:ILE:HB	2	1.98
(1,37)	1:A:104:ARG:HD2	2:B:75:ILE:HD11	2	1.98
(1,37)	1:A:104:ARG:HD2	2:B:75:ILE:HD12	2	1.98
(1,37)	1:A:104:ARG:HD2	2:B:75:ILE:HD13	2	1.98
(1,37)	1:A:104:ARG:HD2	2:B:75:ILE:HG12	2	1.98
(1,37)	1:A:104:ARG:HD2	2:B:75:ILE:HG13	2	1.98
(1,37)	1:A:104:ARG:HD2	2:B:75:ILE:HG21	2	1.98
(1,37)	1:A:104:ARG:HD2	2:B:75:ILE:HG22	2	1.98
(1,37)	1:A:104:ARG:HD2	2:B:75:ILE:HG23	2	1.98
(1,37)	1:A:104:ARG:HD2	2:B:75:ILE:N	2	1.98
(1,37)	1:A:104:ARG:HD2	2:B:75:ILE:O	2	1.98
(1,37)	1:A:104:ARG:HD2	2:B:77:ALA:C	2	1.98
(1,37)	1:A:104:ARG:HD2	2:B:77:ALA:CA	2	1.98
(1,37)	1:A:104:ARG:HD2	2:B:77:ALA:CB	2	1.98
(1,37)	1:A:104:ARG:HD2	2:B:77:ALA:H	2	1.98
(1,37)	1:A:104:ARG:HD2	2:B:77:ALA:HA	2	1.98
(1,37)	1:A:104:ARG:HD2	2:B:77:ALA:HB1	2	1.98
(1,37)	1:A:104:ARG:HD2	2:B:77:ALA:HB2	2	1.98
(1,37)	1:A:104:ARG:HD2	2:B:77:ALA:HB3	2	1.98
(1,37)	1:A:104:ARG:HD2	2:B:77:ALA:N	2	1.98
(1,37)	1:A:104:ARG:HD2	2:B:77:ALA:O	2	1.98
(1,37)	1:A:104:ARG:HD2	2:B:78:GLY:C	2	1.98
(1,37)	1:A:104:ARG:HD2	2:B:78:GLY:CA	2	1.98
(1,37)	1:A:104:ARG:HD2	2:B:78:GLY:H	2	1.98
(1,37)	1:A:104:ARG:HD2	2:B:78:GLY:HA2	2	1.98
(1,37)	1:A:104:ARG:HD2	2:B:78:GLY:HA3	2	1.98
(1,37)	1:A:104:ARG:HD2	2:B:78:GLY:N	2	1.98
(1,37)	1:A:104:ARG:HD2	2:B:78:GLY:O	2	1.98
(1,37)	1:A:104:ARG:HD2	2:B:79:LYS:C	2	1.98
(1,37)	1:A:104:ARG:HD2	2:B:79:LYS:CA	2	1.98
(1,37)	1:A:104:ARG:HD2	2:B:79:LYS:CB	2	1.98
(1,37)	1:A:104:ARG:HD2	2:B:79:LYS:CD	2	1.98
(1,37)	1:A:104:ARG:HD2	2:B:79:LYS:CE	2	1.98
(1,37)	1:A:104:ARG:HD2	2:B:79:LYS:CG	2	1.98

*Continued on next page...*

*Continued from previous page...*

Key	Atom-1	Atom-2	Model ID	Violation (Å)
(1,37)	1:A:104:ARG:HD2	2:B:79:LYS:H	2	1.98
(1,37)	1:A:104:ARG:HD2	2:B:79:LYS:HA	2	1.98
(1,37)	1:A:104:ARG:HD2	2:B:79:LYS:HB2	2	1.98
(1,37)	1:A:104:ARG:HD2	2:B:79:LYS:HB3	2	1.98
(1,37)	1:A:104:ARG:HD2	2:B:79:LYS:HD2	2	1.98
(1,37)	1:A:104:ARG:HD2	2:B:79:LYS:HD3	2	1.98
(1,37)	1:A:104:ARG:HD2	2:B:79:LYS:HE2	2	1.98
(1,37)	1:A:104:ARG:HD2	2:B:79:LYS:HE3	2	1.98
(1,37)	1:A:104:ARG:HD2	2:B:79:LYS:HG2	2	1.98
(1,37)	1:A:104:ARG:HD2	2:B:79:LYS:HG3	2	1.98
(1,37)	1:A:104:ARG:HD2	2:B:79:LYS:HZ1	2	1.98
(1,37)	1:A:104:ARG:HD2	2:B:79:LYS:HZ2	2	1.98
(1,37)	1:A:104:ARG:HD2	2:B:79:LYS:HZ3	2	1.98
(1,37)	1:A:104:ARG:HD2	2:B:79:LYS:N	2	1.98
(1,37)	1:A:104:ARG:HD2	2:B:79:LYS:NZ	2	1.98
(1,37)	1:A:104:ARG:HD2	2:B:79:LYS:O	2	1.98
(1,37)	1:A:104:ARG:HD2	2:B:80:ILE:C	2	1.98
(1,37)	1:A:104:ARG:HD2	2:B:80:ILE:CA	2	1.98
(1,37)	1:A:104:ARG:HD2	2:B:80:ILE:CB	2	1.98
(1,37)	1:A:104:ARG:HD2	2:B:80:ILE:CD1	2	1.98
(1,37)	1:A:104:ARG:HD2	2:B:80:ILE:CG1	2	1.98
(1,37)	1:A:104:ARG:HD2	2:B:80:ILE:CG2	2	1.98
(1,37)	1:A:104:ARG:HD2	2:B:80:ILE:H	2	1.98
(1,37)	1:A:104:ARG:HD2	2:B:80:ILE:HA	2	1.98
(1,37)	1:A:104:ARG:HD2	2:B:80:ILE:HB	2	1.98
(1,37)	1:A:104:ARG:HD2	2:B:80:ILE:HD11	2	1.98
(1,37)	1:A:104:ARG:HD2	2:B:80:ILE:HD12	2	1.98
(1,37)	1:A:104:ARG:HD2	2:B:80:ILE:HD13	2	1.98
(1,37)	1:A:104:ARG:HD2	2:B:80:ILE:HG12	2	1.98
(1,37)	1:A:104:ARG:HD2	2:B:80:ILE:HG13	2	1.98
(1,37)	1:A:104:ARG:HD2	2:B:80:ILE:HG21	2	1.98
(1,37)	1:A:104:ARG:HD2	2:B:80:ILE:HG22	2	1.98
(1,37)	1:A:104:ARG:HD2	2:B:80:ILE:HG23	2	1.98
(1,37)	1:A:104:ARG:HD2	2:B:80:ILE:N	2	1.98
(1,37)	1:A:104:ARG:HD2	2:B:80:ILE:O	2	1.98
(1,37)	1:A:104:ARG:HD2	2:B:84:GLN:C	2	1.98
(1,37)	1:A:104:ARG:HD2	2:B:84:GLN:CA	2	1.98
(1,37)	1:A:104:ARG:HD2	2:B:84:GLN:CB	2	1.98
(1,37)	1:A:104:ARG:HD2	2:B:84:GLN:CD	2	1.98
(1,37)	1:A:104:ARG:HD2	2:B:84:GLN:CG	2	1.98
(1,37)	1:A:104:ARG:HD2	2:B:84:GLN:H	2	1.98
(1,37)	1:A:104:ARG:HD2	2:B:84:GLN:HA	2	1.98

*Continued on next page...*

*Continued from previous page...*

Key	Atom-1	Atom-2	Model ID	Violation (Å)
(1,37)	1:A:104:ARG:HD2	2:B:84:GLN:HB2	2	1.98
(1,37)	1:A:104:ARG:HD2	2:B:84:GLN:HB3	2	1.98
(1,37)	1:A:104:ARG:HD2	2:B:84:GLN:HE21	2	1.98
(1,37)	1:A:104:ARG:HD2	2:B:84:GLN:HE22	2	1.98
(1,37)	1:A:104:ARG:HD2	2:B:84:GLN:HG2	2	1.98
(1,37)	1:A:104:ARG:HD2	2:B:84:GLN:HG3	2	1.98
(1,37)	1:A:104:ARG:HD2	2:B:84:GLN:N	2	1.98
(1,37)	1:A:104:ARG:HD2	2:B:84:GLN:NE2	2	1.98
(1,37)	1:A:104:ARG:HD2	2:B:84:GLN:O	2	1.98
(1,37)	1:A:104:ARG:HD2	2:B:84:GLN:OE1	2	1.98
(1,37)	1:A:104:ARG:HD2	2:B:97:THR:C	2	1.98
(1,37)	1:A:104:ARG:HD2	2:B:97:THR:CA	2	1.98
(1,37)	1:A:104:ARG:HD2	2:B:97:THR:CB	2	1.98
(1,37)	1:A:104:ARG:HD2	2:B:97:THR:CG2	2	1.98
(1,37)	1:A:104:ARG:HD2	2:B:97:THR:H	2	1.98
(1,37)	1:A:104:ARG:HD2	2:B:97:THR:HA	2	1.98
(1,37)	1:A:104:ARG:HD2	2:B:97:THR:HB	2	1.98
(1,37)	1:A:104:ARG:HD2	2:B:97:THR:HG1	2	1.98
(1,37)	1:A:104:ARG:HD2	2:B:97:THR:HG21	2	1.98
(1,37)	1:A:104:ARG:HD2	2:B:97:THR:HG22	2	1.98
(1,37)	1:A:104:ARG:HD2	2:B:97:THR:HG23	2	1.98
(1,37)	1:A:104:ARG:HD2	2:B:97:THR:N	2	1.98
(1,37)	1:A:104:ARG:HD2	2:B:97:THR:O	2	1.98
(1,37)	1:A:104:ARG:HD2	2:B:97:THR:OG1	2	1.98
(1,37)	1:A:104:ARG:HD2	2:B:99:HIS:C	2	1.98
(1,37)	1:A:104:ARG:HD2	2:B:99:HIS:CA	2	1.98
(1,37)	1:A:104:ARG:HD2	2:B:99:HIS:CB	2	1.98
(1,37)	1:A:104:ARG:HD2	2:B:99:HIS:CD2	2	1.98
(1,37)	1:A:104:ARG:HD2	2:B:99:HIS:CE1	2	1.98
(1,37)	1:A:104:ARG:HD2	2:B:99:HIS:CG	2	1.98
(1,37)	1:A:104:ARG:HD2	2:B:99:HIS:H	2	1.98
(1,37)	1:A:104:ARG:HD2	2:B:99:HIS:HA	2	1.98
(1,37)	1:A:104:ARG:HD2	2:B:99:HIS:HB2	2	1.98
(1,37)	1:A:104:ARG:HD2	2:B:99:HIS:HB3	2	1.98
(1,37)	1:A:104:ARG:HD2	2:B:99:HIS:HD1	2	1.98
(1,37)	1:A:104:ARG:HD2	2:B:99:HIS:HD2	2	1.98
(1,37)	1:A:104:ARG:HD2	2:B:99:HIS:HE1	2	1.98
(1,37)	1:A:104:ARG:HD2	2:B:99:HIS:HE2	2	1.98
(1,37)	1:A:104:ARG:HD2	2:B:99:HIS:N	2	1.98
(1,37)	1:A:104:ARG:HD2	2:B:99:HIS:ND1	2	1.98
(1,37)	1:A:104:ARG:HD2	2:B:99:HIS:NE2	2	1.98
(1,37)	1:A:104:ARG:HD2	2:B:99:HIS:O	2	1.98

*Continued on next page...*

*Continued from previous page...*

Key	Atom-1	Atom-2	Model ID	Violation (Å)
(1,37)	1:A:104:ARG:HD2	2:B:101:VAL:C	2	1.98
(1,37)	1:A:104:ARG:HD2	2:B:101:VAL:CA	2	1.98
(1,37)	1:A:104:ARG:HD2	2:B:101:VAL:CB	2	1.98
(1,37)	1:A:104:ARG:HD2	2:B:101:VAL:CG1	2	1.98
(1,37)	1:A:104:ARG:HD2	2:B:101:VAL:CG2	2	1.98
(1,37)	1:A:104:ARG:HD2	2:B:101:VAL:H	2	1.98
(1,37)	1:A:104:ARG:HD2	2:B:101:VAL:HA	2	1.98
(1,37)	1:A:104:ARG:HD2	2:B:101:VAL:HB	2	1.98
(1,37)	1:A:104:ARG:HD2	2:B:101:VAL:HG11	2	1.98
(1,37)	1:A:104:ARG:HD2	2:B:101:VAL:HG12	2	1.98
(1,37)	1:A:104:ARG:HD2	2:B:101:VAL:HG13	2	1.98
(1,37)	1:A:104:ARG:HD2	2:B:101:VAL:HG21	2	1.98
(1,37)	1:A:104:ARG:HD2	2:B:101:VAL:HG22	2	1.98
(1,37)	1:A:104:ARG:HD2	2:B:101:VAL:HG23	2	1.98
(1,37)	1:A:104:ARG:HD2	2:B:101:VAL:N	2	1.98
(1,37)	1:A:104:ARG:HD2	2:B:101:VAL:O	2	1.98
(1,37)	1:A:104:ARG:HD3	2:B:75:ILE:C	2	1.98
(1,37)	1:A:104:ARG:HD3	2:B:75:ILE:CA	2	1.98
(1,37)	1:A:104:ARG:HD3	2:B:75:ILE:CB	2	1.98
(1,37)	1:A:104:ARG:HD3	2:B:75:ILE:CD1	2	1.98
(1,37)	1:A:104:ARG:HD3	2:B:75:ILE:CG1	2	1.98
(1,37)	1:A:104:ARG:HD3	2:B:75:ILE:CG2	2	1.98
(1,37)	1:A:104:ARG:HD3	2:B:75:ILE:H	2	1.98
(1,37)	1:A:104:ARG:HD3	2:B:75:ILE:HA	2	1.98
(1,37)	1:A:104:ARG:HD3	2:B:75:ILE:HB	2	1.98
(1,37)	1:A:104:ARG:HD3	2:B:75:ILE:HD11	2	1.98
(1,37)	1:A:104:ARG:HD3	2:B:75:ILE:HD12	2	1.98
(1,37)	1:A:104:ARG:HD3	2:B:75:ILE:HD13	2	1.98
(1,37)	1:A:104:ARG:HD3	2:B:75:ILE:HG12	2	1.98
(1,37)	1:A:104:ARG:HD3	2:B:75:ILE:HG13	2	1.98
(1,37)	1:A:104:ARG:HD3	2:B:75:ILE:HG21	2	1.98
(1,37)	1:A:104:ARG:HD3	2:B:75:ILE:HG22	2	1.98
(1,37)	1:A:104:ARG:HD3	2:B:75:ILE:HG23	2	1.98
(1,37)	1:A:104:ARG:HD3	2:B:75:ILE:N	2	1.98
(1,37)	1:A:104:ARG:HD3	2:B:75:ILE:O	2	1.98
(1,37)	1:A:104:ARG:HD3	2:B:77:ALA:C	2	1.98
(1,37)	1:A:104:ARG:HD3	2:B:77:ALA:CA	2	1.98
(1,37)	1:A:104:ARG:HD3	2:B:77:ALA:CB	2	1.98
(1,37)	1:A:104:ARG:HD3	2:B:77:ALA:H	2	1.98
(1,37)	1:A:104:ARG:HD3	2:B:77:ALA:HA	2	1.98
(1,37)	1:A:104:ARG:HD3	2:B:77:ALA:HB1	2	1.98
(1,37)	1:A:104:ARG:HD3	2:B:77:ALA:HB2	2	1.98

*Continued on next page...*

*Continued from previous page...*

Key	Atom-1	Atom-2	Model ID	Violation (Å)
(1,37)	1:A:104:ARG:HD3	2:B:77:ALA:HB3	2	1.98
(1,37)	1:A:104:ARG:HD3	2:B:77:ALA:N	2	1.98
(1,37)	1:A:104:ARG:HD3	2:B:77:ALA:O	2	1.98
(1,37)	1:A:104:ARG:HD3	2:B:78:GLY:C	2	1.98
(1,37)	1:A:104:ARG:HD3	2:B:78:GLY:CA	2	1.98
(1,37)	1:A:104:ARG:HD3	2:B:78:GLY:H	2	1.98
(1,37)	1:A:104:ARG:HD3	2:B:78:GLY:HA2	2	1.98
(1,37)	1:A:104:ARG:HD3	2:B:78:GLY:HA3	2	1.98
(1,37)	1:A:104:ARG:HD3	2:B:78:GLY:N	2	1.98
(1,37)	1:A:104:ARG:HD3	2:B:78:GLY:O	2	1.98
(1,37)	1:A:104:ARG:HD3	2:B:79:LYS:C	2	1.98
(1,37)	1:A:104:ARG:HD3	2:B:79:LYS:CA	2	1.98
(1,37)	1:A:104:ARG:HD3	2:B:79:LYS:CB	2	1.98
(1,37)	1:A:104:ARG:HD3	2:B:79:LYS:CD	2	1.98
(1,37)	1:A:104:ARG:HD3	2:B:79:LYS:CE	2	1.98
(1,37)	1:A:104:ARG:HD3	2:B:79:LYS:CG	2	1.98
(1,37)	1:A:104:ARG:HD3	2:B:79:LYS:H	2	1.98
(1,37)	1:A:104:ARG:HD3	2:B:79:LYS:HA	2	1.98
(1,37)	1:A:104:ARG:HD3	2:B:79:LYS:HB2	2	1.98
(1,37)	1:A:104:ARG:HD3	2:B:79:LYS:HB3	2	1.98
(1,37)	1:A:104:ARG:HD3	2:B:79:LYS:HD2	2	1.98
(1,37)	1:A:104:ARG:HD3	2:B:79:LYS:HD3	2	1.98
(1,37)	1:A:104:ARG:HD3	2:B:79:LYS:HE2	2	1.98
(1,37)	1:A:104:ARG:HD3	2:B:79:LYS:HE3	2	1.98
(1,37)	1:A:104:ARG:HD3	2:B:79:LYS:HG2	2	1.98
(1,37)	1:A:104:ARG:HD3	2:B:79:LYS:HG3	2	1.98
(1,37)	1:A:104:ARG:HD3	2:B:79:LYS:HZ1	2	1.98
(1,37)	1:A:104:ARG:HD3	2:B:79:LYS:HZ2	2	1.98
(1,37)	1:A:104:ARG:HD3	2:B:79:LYS:HZ3	2	1.98
(1,37)	1:A:104:ARG:HD3	2:B:79:LYS:N	2	1.98
(1,37)	1:A:104:ARG:HD3	2:B:79:LYS:NZ	2	1.98
(1,37)	1:A:104:ARG:HD3	2:B:79:LYS:O	2	1.98
(1,37)	1:A:104:ARG:HD3	2:B:80:ILE:C	2	1.98
(1,37)	1:A:104:ARG:HD3	2:B:80:ILE:CA	2	1.98
(1,37)	1:A:104:ARG:HD3	2:B:80:ILE:CB	2	1.98
(1,37)	1:A:104:ARG:HD3	2:B:80:ILE:CD1	2	1.98
(1,37)	1:A:104:ARG:HD3	2:B:80:ILE:CG1	2	1.98
(1,37)	1:A:104:ARG:HD3	2:B:80:ILE:CG2	2	1.98
(1,37)	1:A:104:ARG:HD3	2:B:80:ILE:H	2	1.98
(1,37)	1:A:104:ARG:HD3	2:B:80:ILE:HA	2	1.98
(1,37)	1:A:104:ARG:HD3	2:B:80:ILE:HB	2	1.98
(1,37)	1:A:104:ARG:HD3	2:B:80:ILE:HD11	2	1.98

*Continued on next page...*

*Continued from previous page...*

Key	Atom-1	Atom-2	Model ID	Violation (Å)
(1,37)	1:A:104:ARG:HD3	2:B:80:ILE:HD12	2	1.98
(1,37)	1:A:104:ARG:HD3	2:B:80:ILE:HD13	2	1.98
(1,37)	1:A:104:ARG:HD3	2:B:80:ILE:HG12	2	1.98
(1,37)	1:A:104:ARG:HD3	2:B:80:ILE:HG13	2	1.98
(1,37)	1:A:104:ARG:HD3	2:B:80:ILE:HG21	2	1.98
(1,37)	1:A:104:ARG:HD3	2:B:80:ILE:HG22	2	1.98
(1,37)	1:A:104:ARG:HD3	2:B:80:ILE:HG23	2	1.98
(1,37)	1:A:104:ARG:HD3	2:B:80:ILE:N	2	1.98
(1,37)	1:A:104:ARG:HD3	2:B:80:ILE:O	2	1.98
(1,37)	1:A:104:ARG:HD3	2:B:84:GLN:C	2	1.98
(1,37)	1:A:104:ARG:HD3	2:B:84:GLN:CA	2	1.98
(1,37)	1:A:104:ARG:HD3	2:B:84:GLN:CB	2	1.98
(1,37)	1:A:104:ARG:HD3	2:B:84:GLN:CD	2	1.98
(1,37)	1:A:104:ARG:HD3	2:B:84:GLN:CG	2	1.98
(1,37)	1:A:104:ARG:HD3	2:B:84:GLN:H	2	1.98
(1,37)	1:A:104:ARG:HD3	2:B:84:GLN:HA	2	1.98
(1,37)	1:A:104:ARG:HD3	2:B:84:GLN:HB2	2	1.98
(1,37)	1:A:104:ARG:HD3	2:B:84:GLN:HB3	2	1.98
(1,37)	1:A:104:ARG:HD3	2:B:84:GLN:HE21	2	1.98
(1,37)	1:A:104:ARG:HD3	2:B:84:GLN:HE22	2	1.98
(1,37)	1:A:104:ARG:HD3	2:B:84:GLN:HG2	2	1.98
(1,37)	1:A:104:ARG:HD3	2:B:84:GLN:HG3	2	1.98
(1,37)	1:A:104:ARG:HD3	2:B:84:GLN:N	2	1.98
(1,37)	1:A:104:ARG:HD3	2:B:84:GLN:NE2	2	1.98
(1,37)	1:A:104:ARG:HD3	2:B:84:GLN:O	2	1.98
(1,37)	1:A:104:ARG:HD3	2:B:84:GLN:OE1	2	1.98
(1,37)	1:A:104:ARG:HD3	2:B:97:THR:C	2	1.98
(1,37)	1:A:104:ARG:HD3	2:B:97:THR:CA	2	1.98
(1,37)	1:A:104:ARG:HD3	2:B:97:THR:CB	2	1.98
(1,37)	1:A:104:ARG:HD3	2:B:97:THR:CG2	2	1.98
(1,37)	1:A:104:ARG:HD3	2:B:97:THR:H	2	1.98
(1,37)	1:A:104:ARG:HD3	2:B:97:THR:HA	2	1.98
(1,37)	1:A:104:ARG:HD3	2:B:97:THR:HB	2	1.98
(1,37)	1:A:104:ARG:HD3	2:B:97:THR:HG1	2	1.98
(1,37)	1:A:104:ARG:HD3	2:B:97:THR:HG21	2	1.98
(1,37)	1:A:104:ARG:HD3	2:B:97:THR:HG22	2	1.98
(1,37)	1:A:104:ARG:HD3	2:B:97:THR:HG23	2	1.98
(1,37)	1:A:104:ARG:HD3	2:B:97:THR:N	2	1.98
(1,37)	1:A:104:ARG:HD3	2:B:97:THR:O	2	1.98
(1,37)	1:A:104:ARG:HD3	2:B:97:THR:OG1	2	1.98
(1,37)	1:A:104:ARG:HD3	2:B:99:HIS:C	2	1.98
(1,37)	1:A:104:ARG:HD3	2:B:99:HIS:CA	2	1.98

*Continued on next page...*

*Continued from previous page...*

Key	Atom-1	Atom-2	Model ID	Violation (Å)
(1,37)	1:A:104:ARG:HD3	2:B:99:HIS:CB	2	1.98
(1,37)	1:A:104:ARG:HD3	2:B:99:HIS:CD2	2	1.98
(1,37)	1:A:104:ARG:HD3	2:B:99:HIS:CE1	2	1.98
(1,37)	1:A:104:ARG:HD3	2:B:99:HIS:CG	2	1.98
(1,37)	1:A:104:ARG:HD3	2:B:99:HIS:H	2	1.98
(1,37)	1:A:104:ARG:HD3	2:B:99:HIS:HA	2	1.98
(1,37)	1:A:104:ARG:HD3	2:B:99:HIS:HB2	2	1.98
(1,37)	1:A:104:ARG:HD3	2:B:99:HIS:HB3	2	1.98
(1,37)	1:A:104:ARG:HD3	2:B:99:HIS:HD1	2	1.98
(1,37)	1:A:104:ARG:HD3	2:B:99:HIS:HD2	2	1.98
(1,37)	1:A:104:ARG:HD3	2:B:99:HIS:HE1	2	1.98
(1,37)	1:A:104:ARG:HD3	2:B:99:HIS:HE2	2	1.98
(1,37)	1:A:104:ARG:HD3	2:B:99:HIS:N	2	1.98
(1,37)	1:A:104:ARG:HD3	2:B:99:HIS:ND1	2	1.98
(1,37)	1:A:104:ARG:HD3	2:B:99:HIS:NE2	2	1.98
(1,37)	1:A:104:ARG:HD3	2:B:99:HIS:O	2	1.98
(1,37)	1:A:104:ARG:HD3	2:B:101:VAL:C	2	1.98
(1,37)	1:A:104:ARG:HD3	2:B:101:VAL:CA	2	1.98
(1,37)	1:A:104:ARG:HD3	2:B:101:VAL:CB	2	1.98
(1,37)	1:A:104:ARG:HD3	2:B:101:VAL:CG1	2	1.98
(1,37)	1:A:104:ARG:HD3	2:B:101:VAL:CG2	2	1.98
(1,37)	1:A:104:ARG:HD3	2:B:101:VAL:H	2	1.98
(1,37)	1:A:104:ARG:HD3	2:B:101:VAL:HA	2	1.98
(1,37)	1:A:104:ARG:HD3	2:B:101:VAL:HB	2	1.98
(1,37)	1:A:104:ARG:HD3	2:B:101:VAL:HG11	2	1.98
(1,37)	1:A:104:ARG:HD3	2:B:101:VAL:HG12	2	1.98
(1,37)	1:A:104:ARG:HD3	2:B:101:VAL:HG13	2	1.98
(1,37)	1:A:104:ARG:HD3	2:B:101:VAL:HG21	2	1.98
(1,37)	1:A:104:ARG:HD3	2:B:101:VAL:HG22	2	1.98
(1,37)	1:A:104:ARG:HD3	2:B:101:VAL:HG23	2	1.98
(1,37)	1:A:104:ARG:HD3	2:B:101:VAL:N	2	1.98
(1,37)	1:A:104:ARG:HD3	2:B:101:VAL:O	2	1.98
(1,37)	1:A:104:ARG:HE	2:B:75:ILE:C	2	1.98
(1,37)	1:A:104:ARG:HE	2:B:75:ILE:CA	2	1.98
(1,37)	1:A:104:ARG:HE	2:B:75:ILE:CB	2	1.98
(1,37)	1:A:104:ARG:HE	2:B:75:ILE:CD1	2	1.98
(1,37)	1:A:104:ARG:HE	2:B:75:ILE:CG1	2	1.98
(1,37)	1:A:104:ARG:HE	2:B:75:ILE:CG2	2	1.98
(1,37)	1:A:104:ARG:HE	2:B:75:ILE:H	2	1.98
(1,37)	1:A:104:ARG:HE	2:B:75:ILE:HA	2	1.98
(1,37)	1:A:104:ARG:HE	2:B:75:ILE:HB	2	1.98
(1,37)	1:A:104:ARG:HE	2:B:75:ILE:HD11	2	1.98

*Continued on next page...*



*Continued from previous page...*

Key	Atom-1	Atom-2	Model ID	Violation (Å)
(1,37)	1:A:104:ARG:HE	2:B:75:ILE:HD12	2	1.98
(1,37)	1:A:104:ARG:HE	2:B:75:ILE:HD13	2	1.98
(1,37)	1:A:104:ARG:HE	2:B:75:ILE:HG12	2	1.98
(1,37)	1:A:104:ARG:HE	2:B:75:ILE:HG13	2	1.98
(1,37)	1:A:104:ARG:HE	2:B:75:ILE:HG21	2	1.98
(1,37)	1:A:104:ARG:HE	2:B:75:ILE:HG22	2	1.98
(1,37)	1:A:104:ARG:HE	2:B:75:ILE:HG23	2	1.98
(1,37)	1:A:104:ARG:HE	2:B:75:ILE:N	2	1.98
(1,37)	1:A:104:ARG:HE	2:B:75:ILE:O	2	1.98
(1,37)	1:A:104:ARG:HE	2:B:77:ALA:C	2	1.98
(1,37)	1:A:104:ARG:HE	2:B:77:ALA:CA	2	1.98
(1,37)	1:A:104:ARG:HE	2:B:77:ALA:CB	2	1.98
(1,37)	1:A:104:ARG:HE	2:B:77:ALA:H	2	1.98
(1,37)	1:A:104:ARG:HE	2:B:77:ALA:HA	2	1.98
(1,37)	1:A:104:ARG:HE	2:B:77:ALA:HB1	2	1.98
(1,37)	1:A:104:ARG:HE	2:B:77:ALA:HB2	2	1.98
(1,37)	1:A:104:ARG:HE	2:B:77:ALA:HB3	2	1.98
(1,37)	1:A:104:ARG:HE	2:B:77:ALA:N	2	1.98
(1,37)	1:A:104:ARG:HE	2:B:77:ALA:O	2	1.98
(1,37)	1:A:104:ARG:HE	2:B:78:GLY:C	2	1.98
(1,37)	1:A:104:ARG:HE	2:B:78:GLY:CA	2	1.98
(1,37)	1:A:104:ARG:HE	2:B:78:GLY:H	2	1.98
(1,37)	1:A:104:ARG:HE	2:B:78:GLY:HA2	2	1.98
(1,37)	1:A:104:ARG:HE	2:B:78:GLY:HA3	2	1.98
(1,37)	1:A:104:ARG:HE	2:B:78:GLY:N	2	1.98
(1,37)	1:A:104:ARG:HE	2:B:78:GLY:O	2	1.98
(1,37)	1:A:104:ARG:HE	2:B:79:LYS:C	2	1.98
(1,37)	1:A:104:ARG:HE	2:B:79:LYS:CA	2	1.98
(1,37)	1:A:104:ARG:HE	2:B:79:LYS:CB	2	1.98
(1,37)	1:A:104:ARG:HE	2:B:79:LYS:CD	2	1.98
(1,37)	1:A:104:ARG:HE	2:B:79:LYS:CE	2	1.98
(1,37)	1:A:104:ARG:HE	2:B:79:LYS:CG	2	1.98
(1,37)	1:A:104:ARG:HE	2:B:79:LYS:H	2	1.98
(1,37)	1:A:104:ARG:HE	2:B:79:LYS:HA	2	1.98
(1,37)	1:A:104:ARG:HE	2:B:79:LYS:HB2	2	1.98
(1,37)	1:A:104:ARG:HE	2:B:79:LYS:HB3	2	1.98
(1,37)	1:A:104:ARG:HE	2:B:79:LYS:HD2	2	1.98
(1,37)	1:A:104:ARG:HE	2:B:79:LYS:HD3	2	1.98
(1,37)	1:A:104:ARG:HE	2:B:79:LYS:HE2	2	1.98
(1,37)	1:A:104:ARG:HE	2:B:79:LYS:HE3	2	1.98
(1,37)	1:A:104:ARG:HE	2:B:79:LYS:HG2	2	1.98
(1,37)	1:A:104:ARG:HE	2:B:79:LYS:HG3	2	1.98

*Continued on next page...*

*Continued from previous page...*

Key	Atom-1	Atom-2	Model ID	Violation (Å)
(1,37)	1:A:104:ARG:HE	2:B:79:LYS:HZ1	2	1.98
(1,37)	1:A:104:ARG:HE	2:B:79:LYS:HZ2	2	1.98
(1,37)	1:A:104:ARG:HE	2:B:79:LYS:HZ3	2	1.98
(1,37)	1:A:104:ARG:HE	2:B:79:LYS:N	2	1.98
(1,37)	1:A:104:ARG:HE	2:B:79:LYS:NZ	2	1.98
(1,37)	1:A:104:ARG:HE	2:B:79:LYS:O	2	1.98
(1,37)	1:A:104:ARG:HE	2:B:80:ILE:C	2	1.98
(1,37)	1:A:104:ARG:HE	2:B:80:ILE:CA	2	1.98
(1,37)	1:A:104:ARG:HE	2:B:80:ILE:CB	2	1.98
(1,37)	1:A:104:ARG:HE	2:B:80:ILE:CD1	2	1.98
(1,37)	1:A:104:ARG:HE	2:B:80:ILE:CG1	2	1.98
(1,37)	1:A:104:ARG:HE	2:B:80:ILE:CG2	2	1.98
(1,37)	1:A:104:ARG:HE	2:B:80:ILE:H	2	1.98
(1,37)	1:A:104:ARG:HE	2:B:80:ILE:HA	2	1.98
(1,37)	1:A:104:ARG:HE	2:B:80:ILE:HB	2	1.98
(1,37)	1:A:104:ARG:HE	2:B:80:ILE:HD11	2	1.98
(1,37)	1:A:104:ARG:HE	2:B:80:ILE:HD12	2	1.98
(1,37)	1:A:104:ARG:HE	2:B:80:ILE:HD13	2	1.98
(1,37)	1:A:104:ARG:HE	2:B:80:ILE:HG12	2	1.98
(1,37)	1:A:104:ARG:HE	2:B:80:ILE:HG13	2	1.98
(1,37)	1:A:104:ARG:HE	2:B:80:ILE:HG21	2	1.98
(1,37)	1:A:104:ARG:HE	2:B:80:ILE:HG22	2	1.98
(1,37)	1:A:104:ARG:HE	2:B:80:ILE:HG23	2	1.98
(1,37)	1:A:104:ARG:HE	2:B:80:ILE:N	2	1.98
(1,37)	1:A:104:ARG:HE	2:B:80:ILE:O	2	1.98
(1,37)	1:A:104:ARG:HE	2:B:84:GLN:C	2	1.98
(1,37)	1:A:104:ARG:HE	2:B:84:GLN:CA	2	1.98
(1,37)	1:A:104:ARG:HE	2:B:84:GLN:CB	2	1.98
(1,37)	1:A:104:ARG:HE	2:B:84:GLN:CD	2	1.98
(1,37)	1:A:104:ARG:HE	2:B:84:GLN:CG	2	1.98
(1,37)	1:A:104:ARG:HE	2:B:84:GLN:H	2	1.98
(1,37)	1:A:104:ARG:HE	2:B:84:GLN:HA	2	1.98
(1,37)	1:A:104:ARG:HE	2:B:84:GLN:HB2	2	1.98
(1,37)	1:A:104:ARG:HE	2:B:84:GLN:HB3	2	1.98
(1,37)	1:A:104:ARG:HE	2:B:84:GLN:HE21	2	1.98
(1,37)	1:A:104:ARG:HE	2:B:84:GLN:HE22	2	1.98
(1,37)	1:A:104:ARG:HE	2:B:84:GLN:HG2	2	1.98
(1,37)	1:A:104:ARG:HE	2:B:84:GLN:HG3	2	1.98
(1,37)	1:A:104:ARG:HE	2:B:84:GLN:N	2	1.98
(1,37)	1:A:104:ARG:HE	2:B:84:GLN:NE2	2	1.98
(1,37)	1:A:104:ARG:HE	2:B:84:GLN:O	2	1.98
(1,37)	1:A:104:ARG:HE	2:B:84:GLN:OE1	2	1.98

*Continued on next page...*

*Continued from previous page...*

Key	Atom-1	Atom-2	Model ID	Violation (Å)
(1,37)	1:A:104:ARG:HE	2:B:97:THR:C	2	1.98
(1,37)	1:A:104:ARG:HE	2:B:97:THR:CA	2	1.98
(1,37)	1:A:104:ARG:HE	2:B:97:THR:CB	2	1.98
(1,37)	1:A:104:ARG:HE	2:B:97:THR:CG2	2	1.98
(1,37)	1:A:104:ARG:HE	2:B:97:THR:H	2	1.98
(1,37)	1:A:104:ARG:HE	2:B:97:THR:HA	2	1.98
(1,37)	1:A:104:ARG:HE	2:B:97:THR:HB	2	1.98
(1,37)	1:A:104:ARG:HE	2:B:97:THR:HG1	2	1.98
(1,37)	1:A:104:ARG:HE	2:B:97:THR:HG21	2	1.98
(1,37)	1:A:104:ARG:HE	2:B:97:THR:HG22	2	1.98
(1,37)	1:A:104:ARG:HE	2:B:97:THR:HG23	2	1.98
(1,37)	1:A:104:ARG:HE	2:B:97:THR:N	2	1.98
(1,37)	1:A:104:ARG:HE	2:B:97:THR:O	2	1.98
(1,37)	1:A:104:ARG:HE	2:B:97:THR:OG1	2	1.98
(1,37)	1:A:104:ARG:HE	2:B:99:HIS:C	2	1.98
(1,37)	1:A:104:ARG:HE	2:B:99:HIS:CA	2	1.98
(1,37)	1:A:104:ARG:HE	2:B:99:HIS:CB	2	1.98
(1,37)	1:A:104:ARG:HE	2:B:99:HIS:CD2	2	1.98
(1,37)	1:A:104:ARG:HE	2:B:99:HIS:CE1	2	1.98
(1,37)	1:A:104:ARG:HE	2:B:99:HIS:CG	2	1.98
(1,37)	1:A:104:ARG:HE	2:B:99:HIS:H	2	1.98
(1,37)	1:A:104:ARG:HE	2:B:99:HIS:HA	2	1.98
(1,37)	1:A:104:ARG:HE	2:B:99:HIS:HB2	2	1.98
(1,37)	1:A:104:ARG:HE	2:B:99:HIS:HB3	2	1.98
(1,37)	1:A:104:ARG:HE	2:B:99:HIS:HD1	2	1.98
(1,37)	1:A:104:ARG:HE	2:B:99:HIS:HD2	2	1.98
(1,37)	1:A:104:ARG:HE	2:B:99:HIS:HE1	2	1.98
(1,37)	1:A:104:ARG:HE	2:B:99:HIS:HE2	2	1.98
(1,37)	1:A:104:ARG:HE	2:B:99:HIS:N	2	1.98
(1,37)	1:A:104:ARG:HE	2:B:99:HIS:ND1	2	1.98
(1,37)	1:A:104:ARG:HE	2:B:99:HIS:NE2	2	1.98
(1,37)	1:A:104:ARG:HE	2:B:99:HIS:O	2	1.98
(1,37)	1:A:104:ARG:HE	2:B:101:VAL:C	2	1.98
(1,37)	1:A:104:ARG:HE	2:B:101:VAL:CA	2	1.98
(1,37)	1:A:104:ARG:HE	2:B:101:VAL:CB	2	1.98
(1,37)	1:A:104:ARG:HE	2:B:101:VAL:CG1	2	1.98
(1,37)	1:A:104:ARG:HE	2:B:101:VAL:CG2	2	1.98
(1,37)	1:A:104:ARG:HE	2:B:101:VAL:H	2	1.98
(1,37)	1:A:104:ARG:HE	2:B:101:VAL:HA	2	1.98
(1,37)	1:A:104:ARG:HE	2:B:101:VAL:HB	2	1.98
(1,37)	1:A:104:ARG:HE	2:B:101:VAL:HG11	2	1.98
(1,37)	1:A:104:ARG:HE	2:B:101:VAL:HG12	2	1.98

*Continued on next page...*

*Continued from previous page...*

Key	Atom-1	Atom-2	Model ID	Violation (Å)
(1,37)	1:A:104:ARG:HE	2:B:101:VAL:HG13	2	1.98
(1,37)	1:A:104:ARG:HE	2:B:101:VAL:HG21	2	1.98
(1,37)	1:A:104:ARG:HE	2:B:101:VAL:HG22	2	1.98
(1,37)	1:A:104:ARG:HE	2:B:101:VAL:HG23	2	1.98
(1,37)	1:A:104:ARG:HE	2:B:101:VAL:N	2	1.98
(1,37)	1:A:104:ARG:HE	2:B:101:VAL:O	2	1.98
(1,37)	1:A:104:ARG:HG2	2:B:75:ILE:C	2	1.98
(1,37)	1:A:104:ARG:HG2	2:B:75:ILE:CA	2	1.98
(1,37)	1:A:104:ARG:HG2	2:B:75:ILE:CB	2	1.98
(1,37)	1:A:104:ARG:HG2	2:B:75:ILE:CD1	2	1.98
(1,37)	1:A:104:ARG:HG2	2:B:75:ILE:CG1	2	1.98
(1,37)	1:A:104:ARG:HG2	2:B:75:ILE:CG2	2	1.98
(1,37)	1:A:104:ARG:HG2	2:B:75:ILE:H	2	1.98
(1,37)	1:A:104:ARG:HG2	2:B:75:ILE:HA	2	1.98
(1,37)	1:A:104:ARG:HG2	2:B:75:ILE:HB	2	1.98
(1,37)	1:A:104:ARG:HG2	2:B:75:ILE:HD11	2	1.98
(1,37)	1:A:104:ARG:HG2	2:B:75:ILE:HD12	2	1.98
(1,37)	1:A:104:ARG:HG2	2:B:75:ILE:HD13	2	1.98
(1,37)	1:A:104:ARG:HG2	2:B:75:ILE:HG12	2	1.98
(1,37)	1:A:104:ARG:HG2	2:B:75:ILE:HG13	2	1.98
(1,37)	1:A:104:ARG:HG2	2:B:75:ILE:HG21	2	1.98
(1,37)	1:A:104:ARG:HG2	2:B:75:ILE:HG22	2	1.98
(1,37)	1:A:104:ARG:HG2	2:B:75:ILE:HG23	2	1.98
(1,37)	1:A:104:ARG:HG2	2:B:75:ILE:N	2	1.98
(1,37)	1:A:104:ARG:HG2	2:B:75:ILE:O	2	1.98
(1,37)	1:A:104:ARG:HG2	2:B:77:ALA:C	2	1.98
(1,37)	1:A:104:ARG:HG2	2:B:77:ALA:CA	2	1.98
(1,37)	1:A:104:ARG:HG2	2:B:77:ALA:CB	2	1.98
(1,37)	1:A:104:ARG:HG2	2:B:77:ALA:H	2	1.98
(1,37)	1:A:104:ARG:HG2	2:B:77:ALA:HA	2	1.98
(1,37)	1:A:104:ARG:HG2	2:B:77:ALA:HB1	2	1.98
(1,37)	1:A:104:ARG:HG2	2:B:77:ALA:HB2	2	1.98
(1,37)	1:A:104:ARG:HG2	2:B:77:ALA:HB3	2	1.98
(1,37)	1:A:104:ARG:HG2	2:B:77:ALA:N	2	1.98
(1,37)	1:A:104:ARG:HG2	2:B:77:ALA:O	2	1.98
(1,37)	1:A:104:ARG:HG2	2:B:78:GLY:C	2	1.98
(1,37)	1:A:104:ARG:HG2	2:B:78:GLY:CA	2	1.98
(1,37)	1:A:104:ARG:HG2	2:B:78:GLY:H	2	1.98
(1,37)	1:A:104:ARG:HG2	2:B:78:GLY:HA2	2	1.98
(1,37)	1:A:104:ARG:HG2	2:B:78:GLY:HA3	2	1.98
(1,37)	1:A:104:ARG:HG2	2:B:78:GLY:N	2	1.98
(1,37)	1:A:104:ARG:HG2	2:B:78:GLY:O	2	1.98

*Continued on next page...*

*Continued from previous page...*

Key	Atom-1	Atom-2	Model ID	Violation (Å)
(1,37)	1:A:104:ARG:HG2	2:B:79:LYS:C	2	1.98
(1,37)	1:A:104:ARG:HG2	2:B:79:LYS:CA	2	1.98
(1,37)	1:A:104:ARG:HG2	2:B:79:LYS:CB	2	1.98
(1,37)	1:A:104:ARG:HG2	2:B:79:LYS:CD	2	1.98
(1,37)	1:A:104:ARG:HG2	2:B:79:LYS:CE	2	1.98
(1,37)	1:A:104:ARG:HG2	2:B:79:LYS:CG	2	1.98
(1,37)	1:A:104:ARG:HG2	2:B:79:LYS:H	2	1.98
(1,37)	1:A:104:ARG:HG2	2:B:79:LYS:HA	2	1.98
(1,37)	1:A:104:ARG:HG2	2:B:79:LYS:HB2	2	1.98
(1,37)	1:A:104:ARG:HG2	2:B:79:LYS:HB3	2	1.98
(1,37)	1:A:104:ARG:HG2	2:B:79:LYS:HD2	2	1.98
(1,37)	1:A:104:ARG:HG2	2:B:79:LYS:HD3	2	1.98
(1,37)	1:A:104:ARG:HG2	2:B:79:LYS:HE2	2	1.98
(1,37)	1:A:104:ARG:HG2	2:B:79:LYS:HE3	2	1.98
(1,37)	1:A:104:ARG:HG2	2:B:79:LYS:HG2	2	1.98
(1,37)	1:A:104:ARG:HG2	2:B:79:LYS:HG3	2	1.98
(1,37)	1:A:104:ARG:HG2	2:B:79:LYS:HZ1	2	1.98
(1,37)	1:A:104:ARG:HG2	2:B:79:LYS:HZ2	2	1.98
(1,37)	1:A:104:ARG:HG2	2:B:79:LYS:HZ3	2	1.98
(1,37)	1:A:104:ARG:HG2	2:B:79:LYS:N	2	1.98
(1,37)	1:A:104:ARG:HG2	2:B:79:LYS:NZ	2	1.98
(1,37)	1:A:104:ARG:HG2	2:B:79:LYS:O	2	1.98
(1,37)	1:A:104:ARG:HG2	2:B:80:ILE:C	2	1.98
(1,37)	1:A:104:ARG:HG2	2:B:80:ILE:CA	2	1.98
(1,37)	1:A:104:ARG:HG2	2:B:80:ILE:CB	2	1.98
(1,37)	1:A:104:ARG:HG2	2:B:80:ILE:CD1	2	1.98
(1,37)	1:A:104:ARG:HG2	2:B:80:ILE:CG1	2	1.98
(1,37)	1:A:104:ARG:HG2	2:B:80:ILE:CG2	2	1.98
(1,37)	1:A:104:ARG:HG2	2:B:80:ILE:H	2	1.98
(1,37)	1:A:104:ARG:HG2	2:B:80:ILE:HA	2	1.98
(1,37)	1:A:104:ARG:HG2	2:B:80:ILE:HB	2	1.98
(1,37)	1:A:104:ARG:HG2	2:B:80:ILE:HD11	2	1.98
(1,37)	1:A:104:ARG:HG2	2:B:80:ILE:HD12	2	1.98
(1,37)	1:A:104:ARG:HG2	2:B:80:ILE:HD13	2	1.98
(1,37)	1:A:104:ARG:HG2	2:B:80:ILE:HG12	2	1.98
(1,37)	1:A:104:ARG:HG2	2:B:80:ILE:HG13	2	1.98
(1,37)	1:A:104:ARG:HG2	2:B:80:ILE:HG21	2	1.98
(1,37)	1:A:104:ARG:HG2	2:B:80:ILE:HG22	2	1.98
(1,37)	1:A:104:ARG:HG2	2:B:80:ILE:HG23	2	1.98
(1,37)	1:A:104:ARG:HG2	2:B:80:ILE:N	2	1.98
(1,37)	1:A:104:ARG:HG2	2:B:80:ILE:O	2	1.98
(1,37)	1:A:104:ARG:HG2	2:B:84:GLN:C	2	1.98

*Continued on next page...*

*Continued from previous page...*

Key	Atom-1	Atom-2	Model ID	Violation (Å)
(1,37)	1:A:104:ARG:HG2	2:B:84:GLN:CA	2	1.98
(1,37)	1:A:104:ARG:HG2	2:B:84:GLN:CB	2	1.98
(1,37)	1:A:104:ARG:HG2	2:B:84:GLN:CD	2	1.98
(1,37)	1:A:104:ARG:HG2	2:B:84:GLN:CG	2	1.98
(1,37)	1:A:104:ARG:HG2	2:B:84:GLN:H	2	1.98
(1,37)	1:A:104:ARG:HG2	2:B:84:GLN:HA	2	1.98
(1,37)	1:A:104:ARG:HG2	2:B:84:GLN:HB2	2	1.98
(1,37)	1:A:104:ARG:HG2	2:B:84:GLN:HB3	2	1.98
(1,37)	1:A:104:ARG:HG2	2:B:84:GLN:HE21	2	1.98
(1,37)	1:A:104:ARG:HG2	2:B:84:GLN:HE22	2	1.98
(1,37)	1:A:104:ARG:HG2	2:B:84:GLN:HG2	2	1.98
(1,37)	1:A:104:ARG:HG2	2:B:84:GLN:HG3	2	1.98
(1,37)	1:A:104:ARG:HG2	2:B:84:GLN:N	2	1.98
(1,37)	1:A:104:ARG:HG2	2:B:84:GLN:NE2	2	1.98
(1,37)	1:A:104:ARG:HG2	2:B:84:GLN:O	2	1.98
(1,37)	1:A:104:ARG:HG2	2:B:84:GLN:OE1	2	1.98
(1,37)	1:A:104:ARG:HG2	2:B:97:THR:C	2	1.98
(1,37)	1:A:104:ARG:HG2	2:B:97:THR:CA	2	1.98
(1,37)	1:A:104:ARG:HG2	2:B:97:THR:CB	2	1.98
(1,37)	1:A:104:ARG:HG2	2:B:97:THR:CG2	2	1.98
(1,37)	1:A:104:ARG:HG2	2:B:97:THR:H	2	1.98
(1,37)	1:A:104:ARG:HG2	2:B:97:THR:HA	2	1.98
(1,37)	1:A:104:ARG:HG2	2:B:97:THR:HB	2	1.98
(1,37)	1:A:104:ARG:HG2	2:B:97:THR:HG1	2	1.98
(1,37)	1:A:104:ARG:HG2	2:B:97:THR:HG21	2	1.98
(1,37)	1:A:104:ARG:HG2	2:B:97:THR:HG22	2	1.98
(1,37)	1:A:104:ARG:HG2	2:B:97:THR:HG23	2	1.98
(1,37)	1:A:104:ARG:HG2	2:B:97:THR:N	2	1.98
(1,37)	1:A:104:ARG:HG2	2:B:97:THR:O	2	1.98
(1,37)	1:A:104:ARG:HG2	2:B:97:THR:OG1	2	1.98
(1,37)	1:A:104:ARG:HG2	2:B:99:HIS:C	2	1.98
(1,37)	1:A:104:ARG:HG2	2:B:99:HIS:CA	2	1.98
(1,37)	1:A:104:ARG:HG2	2:B:99:HIS:CB	2	1.98
(1,37)	1:A:104:ARG:HG2	2:B:99:HIS:CD2	2	1.98
(1,37)	1:A:104:ARG:HG2	2:B:99:HIS:CE1	2	1.98
(1,37)	1:A:104:ARG:HG2	2:B:99:HIS:CG	2	1.98
(1,37)	1:A:104:ARG:HG2	2:B:99:HIS:H	2	1.98
(1,37)	1:A:104:ARG:HG2	2:B:99:HIS:HA	2	1.98
(1,37)	1:A:104:ARG:HG2	2:B:99:HIS:HB2	2	1.98
(1,37)	1:A:104:ARG:HG2	2:B:99:HIS:HB3	2	1.98
(1,37)	1:A:104:ARG:HG2	2:B:99:HIS:HD1	2	1.98
(1,37)	1:A:104:ARG:HG2	2:B:99:HIS:HD2	2	1.98

*Continued on next page...*

*Continued from previous page...*

Key	Atom-1	Atom-2	Model ID	Violation (Å)
(1,37)	1:A:104:ARG:HG2	2:B:99:HIS:HE1	2	1.98
(1,37)	1:A:104:ARG:HG2	2:B:99:HIS:HE2	2	1.98
(1,37)	1:A:104:ARG:HG2	2:B:99:HIS:N	2	1.98
(1,37)	1:A:104:ARG:HG2	2:B:99:HIS:ND1	2	1.98
(1,37)	1:A:104:ARG:HG2	2:B:99:HIS:NE2	2	1.98
(1,37)	1:A:104:ARG:HG2	2:B:99:HIS:O	2	1.98
(1,37)	1:A:104:ARG:HG2	2:B:101:VAL:C	2	1.98
(1,37)	1:A:104:ARG:HG2	2:B:101:VAL:CA	2	1.98
(1,37)	1:A:104:ARG:HG2	2:B:101:VAL:CB	2	1.98
(1,37)	1:A:104:ARG:HG2	2:B:101:VAL:CG1	2	1.98
(1,37)	1:A:104:ARG:HG2	2:B:101:VAL:CG2	2	1.98
(1,37)	1:A:104:ARG:HG2	2:B:101:VAL:H	2	1.98
(1,37)	1:A:104:ARG:HG2	2:B:101:VAL:HA	2	1.98
(1,37)	1:A:104:ARG:HG2	2:B:101:VAL:HB	2	1.98
(1,37)	1:A:104:ARG:HG2	2:B:101:VAL:HG11	2	1.98
(1,37)	1:A:104:ARG:HG2	2:B:101:VAL:HG12	2	1.98
(1,37)	1:A:104:ARG:HG2	2:B:101:VAL:HG13	2	1.98
(1,37)	1:A:104:ARG:HG2	2:B:101:VAL:HG21	2	1.98
(1,37)	1:A:104:ARG:HG2	2:B:101:VAL:HG22	2	1.98
(1,37)	1:A:104:ARG:HG2	2:B:101:VAL:HG23	2	1.98
(1,37)	1:A:104:ARG:HG2	2:B:101:VAL:N	2	1.98
(1,37)	1:A:104:ARG:HG2	2:B:101:VAL:O	2	1.98
(1,37)	1:A:104:ARG:HG3	2:B:75:ILE:C	2	1.98
(1,37)	1:A:104:ARG:HG3	2:B:75:ILE:CA	2	1.98
(1,37)	1:A:104:ARG:HG3	2:B:75:ILE:CB	2	1.98
(1,37)	1:A:104:ARG:HG3	2:B:75:ILE:CD1	2	1.98
(1,37)	1:A:104:ARG:HG3	2:B:75:ILE:CG1	2	1.98
(1,37)	1:A:104:ARG:HG3	2:B:75:ILE:CG2	2	1.98
(1,37)	1:A:104:ARG:HG3	2:B:75:ILE:H	2	1.98
(1,37)	1:A:104:ARG:HG3	2:B:75:ILE:HA	2	1.98
(1,37)	1:A:104:ARG:HG3	2:B:75:ILE:HB	2	1.98
(1,37)	1:A:104:ARG:HG3	2:B:75:ILE:HD11	2	1.98
(1,37)	1:A:104:ARG:HG3	2:B:75:ILE:HD12	2	1.98
(1,37)	1:A:104:ARG:HG3	2:B:75:ILE:HD13	2	1.98
(1,37)	1:A:104:ARG:HG3	2:B:75:ILE:HG12	2	1.98
(1,37)	1:A:104:ARG:HG3	2:B:75:ILE:HG13	2	1.98
(1,37)	1:A:104:ARG:HG3	2:B:75:ILE:HG21	2	1.98
(1,37)	1:A:104:ARG:HG3	2:B:75:ILE:HG22	2	1.98
(1,37)	1:A:104:ARG:HG3	2:B:75:ILE:HG23	2	1.98
(1,37)	1:A:104:ARG:HG3	2:B:75:ILE:N	2	1.98
(1,37)	1:A:104:ARG:HG3	2:B:75:ILE:O	2	1.98
(1,37)	1:A:104:ARG:HG3	2:B:77:ALA:C	2	1.98

*Continued on next page...*

*Continued from previous page...*

Key	Atom-1	Atom-2	Model ID	Violation (Å)
(1,37)	1:A:104:ARG:HG3	2:B:77:ALA:CA	2	1.98
(1,37)	1:A:104:ARG:HG3	2:B:77:ALA:CB	2	1.98
(1,37)	1:A:104:ARG:HG3	2:B:77:ALA:H	2	1.98
(1,37)	1:A:104:ARG:HG3	2:B:77:ALA:HA	2	1.98
(1,37)	1:A:104:ARG:HG3	2:B:77:ALA:HB1	2	1.98
(1,37)	1:A:104:ARG:HG3	2:B:77:ALA:HB2	2	1.98
(1,37)	1:A:104:ARG:HG3	2:B:77:ALA:HB3	2	1.98
(1,37)	1:A:104:ARG:HG3	2:B:77:ALA:N	2	1.98
(1,37)	1:A:104:ARG:HG3	2:B:77:ALA:O	2	1.98
(1,37)	1:A:104:ARG:HG3	2:B:78:GLY:C	2	1.98
(1,37)	1:A:104:ARG:HG3	2:B:78:GLY:CA	2	1.98
(1,37)	1:A:104:ARG:HG3	2:B:78:GLY:H	2	1.98
(1,37)	1:A:104:ARG:HG3	2:B:78:GLY:HA2	2	1.98
(1,37)	1:A:104:ARG:HG3	2:B:78:GLY:HA3	2	1.98
(1,37)	1:A:104:ARG:HG3	2:B:78:GLY:N	2	1.98
(1,37)	1:A:104:ARG:HG3	2:B:78:GLY:O	2	1.98
(1,37)	1:A:104:ARG:HG3	2:B:79:LYS:C	2	1.98
(1,37)	1:A:104:ARG:HG3	2:B:79:LYS:CA	2	1.98
(1,37)	1:A:104:ARG:HG3	2:B:79:LYS:CB	2	1.98
(1,37)	1:A:104:ARG:HG3	2:B:79:LYS:CD	2	1.98
(1,37)	1:A:104:ARG:HG3	2:B:79:LYS:CE	2	1.98
(1,37)	1:A:104:ARG:HG3	2:B:79:LYS:CG	2	1.98
(1,37)	1:A:104:ARG:HG3	2:B:79:LYS:H	2	1.98
(1,37)	1:A:104:ARG:HG3	2:B:79:LYS:HA	2	1.98
(1,37)	1:A:104:ARG:HG3	2:B:79:LYS:HB2	2	1.98
(1,37)	1:A:104:ARG:HG3	2:B:79:LYS:HB3	2	1.98
(1,37)	1:A:104:ARG:HG3	2:B:79:LYS:HD2	2	1.98
(1,37)	1:A:104:ARG:HG3	2:B:79:LYS:HD3	2	1.98
(1,37)	1:A:104:ARG:HG3	2:B:79:LYS:HE2	2	1.98
(1,37)	1:A:104:ARG:HG3	2:B:79:LYS:HE3	2	1.98
(1,37)	1:A:104:ARG:HG3	2:B:79:LYS:HG2	2	1.98
(1,37)	1:A:104:ARG:HG3	2:B:79:LYS:HG3	2	1.98
(1,37)	1:A:104:ARG:HG3	2:B:79:LYS:HZ1	2	1.98
(1,37)	1:A:104:ARG:HG3	2:B:79:LYS:HZ2	2	1.98
(1,37)	1:A:104:ARG:HG3	2:B:79:LYS:HZ3	2	1.98
(1,37)	1:A:104:ARG:HG3	2:B:79:LYS:N	2	1.98
(1,37)	1:A:104:ARG:HG3	2:B:79:LYS:NZ	2	1.98
(1,37)	1:A:104:ARG:HG3	2:B:79:LYS:O	2	1.98
(1,37)	1:A:104:ARG:HG3	2:B:80:ILE:C	2	1.98
(1,37)	1:A:104:ARG:HG3	2:B:80:ILE:CA	2	1.98
(1,37)	1:A:104:ARG:HG3	2:B:80:ILE:CB	2	1.98
(1,37)	1:A:104:ARG:HG3	2:B:80:ILE:CD1	2	1.98

*Continued on next page...*



*Continued from previous page...*

Key	Atom-1	Atom-2	Model ID	Violation (Å)
(1,37)	1:A:104:ARG:HG3	2:B:80:ILE:CG1	2	1.98
(1,37)	1:A:104:ARG:HG3	2:B:80:ILE:CG2	2	1.98
(1,37)	1:A:104:ARG:HG3	2:B:80:ILE:H	2	1.98
(1,37)	1:A:104:ARG:HG3	2:B:80:ILE:HA	2	1.98
(1,37)	1:A:104:ARG:HG3	2:B:80:ILE:HB	2	1.98
(1,37)	1:A:104:ARG:HG3	2:B:80:ILE:HD11	2	1.98
(1,37)	1:A:104:ARG:HG3	2:B:80:ILE:HD12	2	1.98
(1,37)	1:A:104:ARG:HG3	2:B:80:ILE:HD13	2	1.98
(1,37)	1:A:104:ARG:HG3	2:B:80:ILE:HG12	2	1.98
(1,37)	1:A:104:ARG:HG3	2:B:80:ILE:HG13	2	1.98
(1,37)	1:A:104:ARG:HG3	2:B:80:ILE:HG21	2	1.98
(1,37)	1:A:104:ARG:HG3	2:B:80:ILE:HG22	2	1.98
(1,37)	1:A:104:ARG:HG3	2:B:80:ILE:HG23	2	1.98
(1,37)	1:A:104:ARG:HG3	2:B:80:ILE:N	2	1.98
(1,37)	1:A:104:ARG:HG3	2:B:80:ILE:O	2	1.98
(1,37)	1:A:104:ARG:HG3	2:B:84:GLN:C	2	1.98
(1,37)	1:A:104:ARG:HG3	2:B:84:GLN:CA	2	1.98
(1,37)	1:A:104:ARG:HG3	2:B:84:GLN:CB	2	1.98
(1,37)	1:A:104:ARG:HG3	2:B:84:GLN:CD	2	1.98
(1,37)	1:A:104:ARG:HG3	2:B:84:GLN:CG	2	1.98
(1,37)	1:A:104:ARG:HG3	2:B:84:GLN:H	2	1.98
(1,37)	1:A:104:ARG:HG3	2:B:84:GLN:HA	2	1.98
(1,37)	1:A:104:ARG:HG3	2:B:84:GLN:HB2	2	1.98
(1,37)	1:A:104:ARG:HG3	2:B:84:GLN:HB3	2	1.98
(1,37)	1:A:104:ARG:HG3	2:B:84:GLN:HE21	2	1.98
(1,37)	1:A:104:ARG:HG3	2:B:84:GLN:HE22	2	1.98
(1,37)	1:A:104:ARG:HG3	2:B:84:GLN:HG2	2	1.98
(1,37)	1:A:104:ARG:HG3	2:B:84:GLN:HG3	2	1.98
(1,37)	1:A:104:ARG:HG3	2:B:84:GLN:N	2	1.98
(1,37)	1:A:104:ARG:HG3	2:B:84:GLN:NE2	2	1.98
(1,37)	1:A:104:ARG:HG3	2:B:84:GLN:O	2	1.98
(1,37)	1:A:104:ARG:HG3	2:B:84:GLN:OE1	2	1.98
(1,37)	1:A:104:ARG:HG3	2:B:97:THR:C	2	1.98
(1,37)	1:A:104:ARG:HG3	2:B:97:THR:CA	2	1.98
(1,37)	1:A:104:ARG:HG3	2:B:97:THR:CB	2	1.98
(1,37)	1:A:104:ARG:HG3	2:B:97:THR:CG2	2	1.98
(1,37)	1:A:104:ARG:HG3	2:B:97:THR:H	2	1.98
(1,37)	1:A:104:ARG:HG3	2:B:97:THR:HA	2	1.98
(1,37)	1:A:104:ARG:HG3	2:B:97:THR:HB	2	1.98
(1,37)	1:A:104:ARG:HG3	2:B:97:THR:HG1	2	1.98
(1,37)	1:A:104:ARG:HG3	2:B:97:THR:HG21	2	1.98
(1,37)	1:A:104:ARG:HG3	2:B:97:THR:HG22	2	1.98

*Continued on next page...*

*Continued from previous page...*

Key	Atom-1	Atom-2	Model ID	Violation (Å)
(1,37)	1:A:104:ARG:HG3	2:B:97:THR:HG23	2	1.98
(1,37)	1:A:104:ARG:HG3	2:B:97:THR:N	2	1.98
(1,37)	1:A:104:ARG:HG3	2:B:97:THR:O	2	1.98
(1,37)	1:A:104:ARG:HG3	2:B:97:THR:OG1	2	1.98
(1,37)	1:A:104:ARG:HG3	2:B:99:HIS:C	2	1.98
(1,37)	1:A:104:ARG:HG3	2:B:99:HIS:CA	2	1.98
(1,37)	1:A:104:ARG:HG3	2:B:99:HIS:CB	2	1.98
(1,37)	1:A:104:ARG:HG3	2:B:99:HIS:CD2	2	1.98
(1,37)	1:A:104:ARG:HG3	2:B:99:HIS:CE1	2	1.98
(1,37)	1:A:104:ARG:HG3	2:B:99:HIS:CG	2	1.98
(1,37)	1:A:104:ARG:HG3	2:B:99:HIS:H	2	1.98
(1,37)	1:A:104:ARG:HG3	2:B:99:HIS:HA	2	1.98
(1,37)	1:A:104:ARG:HG3	2:B:99:HIS:HB2	2	1.98
(1,37)	1:A:104:ARG:HG3	2:B:99:HIS:HB3	2	1.98
(1,37)	1:A:104:ARG:HG3	2:B:99:HIS:HD1	2	1.98
(1,37)	1:A:104:ARG:HG3	2:B:99:HIS:HD2	2	1.98
(1,37)	1:A:104:ARG:HG3	2:B:99:HIS:HE1	2	1.98
(1,37)	1:A:104:ARG:HG3	2:B:99:HIS:HE2	2	1.98
(1,37)	1:A:104:ARG:HG3	2:B:99:HIS:N	2	1.98
(1,37)	1:A:104:ARG:HG3	2:B:99:HIS:ND1	2	1.98
(1,37)	1:A:104:ARG:HG3	2:B:99:HIS:NE2	2	1.98
(1,37)	1:A:104:ARG:HG3	2:B:99:HIS:O	2	1.98
(1,37)	1:A:104:ARG:HG3	2:B:101:VAL:C	2	1.98
(1,37)	1:A:104:ARG:HG3	2:B:101:VAL:CA	2	1.98
(1,37)	1:A:104:ARG:HG3	2:B:101:VAL:CB	2	1.98
(1,37)	1:A:104:ARG:HG3	2:B:101:VAL:CG1	2	1.98
(1,37)	1:A:104:ARG:HG3	2:B:101:VAL:CG2	2	1.98
(1,37)	1:A:104:ARG:HG3	2:B:101:VAL:H	2	1.98
(1,37)	1:A:104:ARG:HG3	2:B:101:VAL:HA	2	1.98
(1,37)	1:A:104:ARG:HG3	2:B:101:VAL:HB	2	1.98
(1,37)	1:A:104:ARG:HG3	2:B:101:VAL:HG11	2	1.98
(1,37)	1:A:104:ARG:HG3	2:B:101:VAL:HG12	2	1.98
(1,37)	1:A:104:ARG:HG3	2:B:101:VAL:HG13	2	1.98
(1,37)	1:A:104:ARG:HG3	2:B:101:VAL:HG21	2	1.98
(1,37)	1:A:104:ARG:HG3	2:B:101:VAL:HG22	2	1.98
(1,37)	1:A:104:ARG:HG3	2:B:101:VAL:HG23	2	1.98
(1,37)	1:A:104:ARG:HG3	2:B:101:VAL:N	2	1.98
(1,37)	1:A:104:ARG:HG3	2:B:101:VAL:O	2	1.98
(1,37)	1:A:104:ARG:HH11	2:B:75:ILE:C	2	1.98
(1,37)	1:A:104:ARG:HH11	2:B:75:ILE:CA	2	1.98
(1,37)	1:A:104:ARG:HH11	2:B:75:ILE:CB	2	1.98
(1,37)	1:A:104:ARG:HH11	2:B:75:ILE:CD1	2	1.98

*Continued on next page...*

*Continued from previous page...*

Key	Atom-1	Atom-2	Model ID	Violation (Å)
(1,37)	1:A:104:ARG:HH11	2:B:75:ILE:CG1	2	1.98
(1,37)	1:A:104:ARG:HH11	2:B:75:ILE:CG2	2	1.98
(1,37)	1:A:104:ARG:HH11	2:B:75:ILE:H	2	1.98
(1,37)	1:A:104:ARG:HH11	2:B:75:ILE:HA	2	1.98
(1,37)	1:A:104:ARG:HH11	2:B:75:ILE:HB	2	1.98
(1,37)	1:A:104:ARG:HH11	2:B:75:ILE:HD11	2	1.98
(1,37)	1:A:104:ARG:HH11	2:B:75:ILE:HD12	2	1.98
(1,37)	1:A:104:ARG:HH11	2:B:75:ILE:HD13	2	1.98
(1,37)	1:A:104:ARG:HH11	2:B:75:ILE:HG12	2	1.98
(1,37)	1:A:104:ARG:HH11	2:B:75:ILE:HG13	2	1.98
(1,37)	1:A:104:ARG:HH11	2:B:75:ILE:HG21	2	1.98
(1,37)	1:A:104:ARG:HH11	2:B:75:ILE:HG22	2	1.98
(1,37)	1:A:104:ARG:HH11	2:B:75:ILE:HG23	2	1.98
(1,37)	1:A:104:ARG:HH11	2:B:75:ILE:N	2	1.98
(1,37)	1:A:104:ARG:HH11	2:B:75:ILE:O	2	1.98
(1,37)	1:A:104:ARG:HH11	2:B:77:ALA:C	2	1.98
(1,37)	1:A:104:ARG:HH11	2:B:77:ALA:CA	2	1.98
(1,37)	1:A:104:ARG:HH11	2:B:77:ALA:CB	2	1.98
(1,37)	1:A:104:ARG:HH11	2:B:77:ALA:H	2	1.98
(1,37)	1:A:104:ARG:HH11	2:B:77:ALA:HA	2	1.98
(1,37)	1:A:104:ARG:HH11	2:B:77:ALA:HB1	2	1.98
(1,37)	1:A:104:ARG:HH11	2:B:77:ALA:HB2	2	1.98
(1,37)	1:A:104:ARG:HH11	2:B:77:ALA:HB3	2	1.98
(1,37)	1:A:104:ARG:HH11	2:B:77:ALA:N	2	1.98
(1,37)	1:A:104:ARG:HH11	2:B:77:ALA:O	2	1.98
(1,37)	1:A:104:ARG:HH11	2:B:78:GLY:C	2	1.98
(1,37)	1:A:104:ARG:HH11	2:B:78:GLY:CA	2	1.98
(1,37)	1:A:104:ARG:HH11	2:B:78:GLY:H	2	1.98
(1,37)	1:A:104:ARG:HH11	2:B:78:GLY:HA2	2	1.98
(1,37)	1:A:104:ARG:HH11	2:B:78:GLY:HA3	2	1.98
(1,37)	1:A:104:ARG:HH11	2:B:78:GLY:N	2	1.98
(1,37)	1:A:104:ARG:HH11	2:B:78:GLY:O	2	1.98
(1,37)	1:A:104:ARG:HH11	2:B:79:LYS:C	2	1.98
(1,37)	1:A:104:ARG:HH11	2:B:79:LYS:CA	2	1.98
(1,37)	1:A:104:ARG:HH11	2:B:79:LYS:CB	2	1.98
(1,37)	1:A:104:ARG:HH11	2:B:79:LYS:CD	2	1.98
(1,37)	1:A:104:ARG:HH11	2:B:79:LYS:CE	2	1.98
(1,37)	1:A:104:ARG:HH11	2:B:79:LYS:CG	2	1.98
(1,37)	1:A:104:ARG:HH11	2:B:79:LYS:H	2	1.98
(1,37)	1:A:104:ARG:HH11	2:B:79:LYS:HA	2	1.98
(1,37)	1:A:104:ARG:HH11	2:B:79:LYS:HB2	2	1.98
(1,37)	1:A:104:ARG:HH11	2:B:79:LYS:HB3	2	1.98

*Continued on next page...*

*Continued from previous page...*

Key	Atom-1	Atom-2	Model ID	Violation (Å)
(1,37)	1:A:104:ARG:HH11	2:B:79:LYS:HD2	2	1.98
(1,37)	1:A:104:ARG:HH11	2:B:79:LYS:HD3	2	1.98
(1,37)	1:A:104:ARG:HH11	2:B:79:LYS:HE2	2	1.98
(1,37)	1:A:104:ARG:HH11	2:B:79:LYS:HE3	2	1.98
(1,37)	1:A:104:ARG:HH11	2:B:79:LYS:HG2	2	1.98
(1,37)	1:A:104:ARG:HH11	2:B:79:LYS:HG3	2	1.98
(1,37)	1:A:104:ARG:HH11	2:B:79:LYS:HZ1	2	1.98
(1,37)	1:A:104:ARG:HH11	2:B:79:LYS:HZ2	2	1.98
(1,37)	1:A:104:ARG:HH11	2:B:79:LYS:HZ3	2	1.98
(1,37)	1:A:104:ARG:HH11	2:B:79:LYS:N	2	1.98
(1,37)	1:A:104:ARG:HH11	2:B:79:LYS:NZ	2	1.98
(1,37)	1:A:104:ARG:HH11	2:B:79:LYS:O	2	1.98
(1,37)	1:A:104:ARG:HH11	2:B:80:ILE:C	2	1.98
(1,37)	1:A:104:ARG:HH11	2:B:80:ILE:CA	2	1.98
(1,37)	1:A:104:ARG:HH11	2:B:80:ILE:CB	2	1.98
(1,37)	1:A:104:ARG:HH11	2:B:80:ILE:CD1	2	1.98
(1,37)	1:A:104:ARG:HH11	2:B:80:ILE:CG1	2	1.98
(1,37)	1:A:104:ARG:HH11	2:B:80:ILE:CG2	2	1.98
(1,37)	1:A:104:ARG:HH11	2:B:80:ILE:H	2	1.98
(1,37)	1:A:104:ARG:HH11	2:B:80:ILE:HA	2	1.98
(1,37)	1:A:104:ARG:HH11	2:B:80:ILE:HB	2	1.98
(1,37)	1:A:104:ARG:HH11	2:B:80:ILE:HD11	2	1.98
(1,37)	1:A:104:ARG:HH11	2:B:80:ILE:HD12	2	1.98
(1,37)	1:A:104:ARG:HH11	2:B:80:ILE:HD13	2	1.98
(1,37)	1:A:104:ARG:HH11	2:B:80:ILE:HG12	2	1.98
(1,37)	1:A:104:ARG:HH11	2:B:80:ILE:HG13	2	1.98
(1,37)	1:A:104:ARG:HH11	2:B:80:ILE:HG21	2	1.98
(1,37)	1:A:104:ARG:HH11	2:B:80:ILE:HG22	2	1.98
(1,37)	1:A:104:ARG:HH11	2:B:80:ILE:HG23	2	1.98
(1,37)	1:A:104:ARG:HH11	2:B:80:ILE:N	2	1.98
(1,37)	1:A:104:ARG:HH11	2:B:80:ILE:O	2	1.98
(1,37)	1:A:104:ARG:HH11	2:B:84:GLN:C	2	1.98
(1,37)	1:A:104:ARG:HH11	2:B:84:GLN:CA	2	1.98
(1,37)	1:A:104:ARG:HH11	2:B:84:GLN:CB	2	1.98
(1,37)	1:A:104:ARG:HH11	2:B:84:GLN:CD	2	1.98
(1,37)	1:A:104:ARG:HH11	2:B:84:GLN:CG	2	1.98
(1,37)	1:A:104:ARG:HH11	2:B:84:GLN:H	2	1.98
(1,37)	1:A:104:ARG:HH11	2:B:84:GLN:HA	2	1.98
(1,37)	1:A:104:ARG:HH11	2:B:84:GLN:HB2	2	1.98
(1,37)	1:A:104:ARG:HH11	2:B:84:GLN:HB3	2	1.98
(1,37)	1:A:104:ARG:HH11	2:B:84:GLN:HE21	2	1.98
(1,37)	1:A:104:ARG:HH11	2:B:84:GLN:HE22	2	1.98

*Continued on next page...*

*Continued from previous page...*

Key	Atom-1	Atom-2	Model ID	Violation (Å)
(1,37)	1:A:104:ARG:HH11	2:B:84:GLN:HG2	2	1.98
(1,37)	1:A:104:ARG:HH11	2:B:84:GLN:HG3	2	1.98
(1,37)	1:A:104:ARG:HH11	2:B:84:GLN:N	2	1.98
(1,37)	1:A:104:ARG:HH11	2:B:84:GLN:NE2	2	1.98
(1,37)	1:A:104:ARG:HH11	2:B:84:GLN:O	2	1.98
(1,37)	1:A:104:ARG:HH11	2:B:84:GLN:OE1	2	1.98
(1,37)	1:A:104:ARG:HH11	2:B:97:THR:C	2	1.98
(1,37)	1:A:104:ARG:HH11	2:B:97:THR:CA	2	1.98
(1,37)	1:A:104:ARG:HH11	2:B:97:THR:CB	2	1.98
(1,37)	1:A:104:ARG:HH11	2:B:97:THR:CG2	2	1.98
(1,37)	1:A:104:ARG:HH11	2:B:97:THR:H	2	1.98
(1,37)	1:A:104:ARG:HH11	2:B:97:THR:HA	2	1.98
(1,37)	1:A:104:ARG:HH11	2:B:97:THR:HB	2	1.98
(1,37)	1:A:104:ARG:HH11	2:B:97:THR:HG1	2	1.98
(1,37)	1:A:104:ARG:HH11	2:B:97:THR:HG21	2	1.98
(1,37)	1:A:104:ARG:HH11	2:B:97:THR:HG22	2	1.98
(1,37)	1:A:104:ARG:HH11	2:B:97:THR:HG23	2	1.98
(1,37)	1:A:104:ARG:HH11	2:B:97:THR:N	2	1.98
(1,37)	1:A:104:ARG:HH11	2:B:97:THR:O	2	1.98
(1,37)	1:A:104:ARG:HH11	2:B:97:THR:OG1	2	1.98
(1,37)	1:A:104:ARG:HH11	2:B:99:HIS:C	2	1.98
(1,37)	1:A:104:ARG:HH11	2:B:99:HIS:CA	2	1.98
(1,37)	1:A:104:ARG:HH11	2:B:99:HIS:CB	2	1.98
(1,37)	1:A:104:ARG:HH11	2:B:99:HIS:CD2	2	1.98
(1,37)	1:A:104:ARG:HH11	2:B:99:HIS:CE1	2	1.98
(1,37)	1:A:104:ARG:HH11	2:B:99:HIS:CG	2	1.98
(1,37)	1:A:104:ARG:HH11	2:B:99:HIS:H	2	1.98
(1,37)	1:A:104:ARG:HH11	2:B:99:HIS:HA	2	1.98
(1,37)	1:A:104:ARG:HH11	2:B:99:HIS:HB2	2	1.98
(1,37)	1:A:104:ARG:HH11	2:B:99:HIS:HB3	2	1.98
(1,37)	1:A:104:ARG:HH11	2:B:99:HIS:HD1	2	1.98
(1,37)	1:A:104:ARG:HH11	2:B:99:HIS:HD2	2	1.98
(1,37)	1:A:104:ARG:HH11	2:B:99:HIS:HE1	2	1.98
(1,37)	1:A:104:ARG:HH11	2:B:99:HIS:HE2	2	1.98
(1,37)	1:A:104:ARG:HH11	2:B:99:HIS:N	2	1.98
(1,37)	1:A:104:ARG:HH11	2:B:99:HIS:ND1	2	1.98
(1,37)	1:A:104:ARG:HH11	2:B:99:HIS:NE2	2	1.98
(1,37)	1:A:104:ARG:HH11	2:B:99:HIS:O	2	1.98
(1,37)	1:A:104:ARG:HH11	2:B:101:VAL:C	2	1.98
(1,37)	1:A:104:ARG:HH11	2:B:101:VAL:CA	2	1.98
(1,37)	1:A:104:ARG:HH11	2:B:101:VAL:CB	2	1.98
(1,37)	1:A:104:ARG:HH11	2:B:101:VAL:CG1	2	1.98

*Continued on next page...*

*Continued from previous page...*

Key	Atom-1	Atom-2	Model ID	Violation (Å)
(1,37)	1:A:104:ARG:HH11	2:B:101:VAL:CG2	2	1.98
(1,37)	1:A:104:ARG:HH11	2:B:101:VAL:H	2	1.98
(1,37)	1:A:104:ARG:HH11	2:B:101:VAL:HA	2	1.98
(1,37)	1:A:104:ARG:HH11	2:B:101:VAL:HB	2	1.98
(1,37)	1:A:104:ARG:HH11	2:B:101:VAL:HG11	2	1.98
(1,37)	1:A:104:ARG:HH11	2:B:101:VAL:HG12	2	1.98
(1,37)	1:A:104:ARG:HH11	2:B:101:VAL:HG13	2	1.98
(1,37)	1:A:104:ARG:HH11	2:B:101:VAL:HG21	2	1.98
(1,37)	1:A:104:ARG:HH11	2:B:101:VAL:HG22	2	1.98
(1,37)	1:A:104:ARG:HH11	2:B:101:VAL:HG23	2	1.98
(1,37)	1:A:104:ARG:HH11	2:B:101:VAL:N	2	1.98
(1,37)	1:A:104:ARG:HH11	2:B:101:VAL:O	2	1.98
(1,37)	1:A:104:ARG:HH12	2:B:75:ILE:C	2	1.98
(1,37)	1:A:104:ARG:HH12	2:B:75:ILE:CA	2	1.98
(1,37)	1:A:104:ARG:HH12	2:B:75:ILE:CB	2	1.98
(1,37)	1:A:104:ARG:HH12	2:B:75:ILE:CD1	2	1.98
(1,37)	1:A:104:ARG:HH12	2:B:75:ILE:CG1	2	1.98
(1,37)	1:A:104:ARG:HH12	2:B:75:ILE:CG2	2	1.98
(1,37)	1:A:104:ARG:HH12	2:B:75:ILE:H	2	1.98
(1,37)	1:A:104:ARG:HH12	2:B:75:ILE:HA	2	1.98
(1,37)	1:A:104:ARG:HH12	2:B:75:ILE:HB	2	1.98
(1,37)	1:A:104:ARG:HH12	2:B:75:ILE:HD11	2	1.98
(1,37)	1:A:104:ARG:HH12	2:B:75:ILE:HD12	2	1.98
(1,37)	1:A:104:ARG:HH12	2:B:75:ILE:HD13	2	1.98
(1,37)	1:A:104:ARG:HH12	2:B:75:ILE:HG12	2	1.98
(1,37)	1:A:104:ARG:HH12	2:B:75:ILE:HG13	2	1.98
(1,37)	1:A:104:ARG:HH12	2:B:75:ILE:HG21	2	1.98
(1,37)	1:A:104:ARG:HH12	2:B:75:ILE:HG22	2	1.98
(1,37)	1:A:104:ARG:HH12	2:B:75:ILE:HG23	2	1.98
(1,37)	1:A:104:ARG:HH12	2:B:75:ILE:N	2	1.98
(1,37)	1:A:104:ARG:HH12	2:B:75:ILE:O	2	1.98
(1,37)	1:A:104:ARG:HH12	2:B:77:ALA:C	2	1.98
(1,37)	1:A:104:ARG:HH12	2:B:77:ALA:CA	2	1.98
(1,37)	1:A:104:ARG:HH12	2:B:77:ALA:CB	2	1.98
(1,37)	1:A:104:ARG:HH12	2:B:77:ALA:H	2	1.98
(1,37)	1:A:104:ARG:HH12	2:B:77:ALA:HA	2	1.98
(1,37)	1:A:104:ARG:HH12	2:B:77:ALA:HB1	2	1.98
(1,37)	1:A:104:ARG:HH12	2:B:77:ALA:HB2	2	1.98
(1,37)	1:A:104:ARG:HH12	2:B:77:ALA:HB3	2	1.98
(1,37)	1:A:104:ARG:HH12	2:B:77:ALA:N	2	1.98
(1,37)	1:A:104:ARG:HH12	2:B:77:ALA:O	2	1.98
(1,37)	1:A:104:ARG:HH12	2:B:78:GLY:C	2	1.98

*Continued on next page...*

*Continued from previous page...*

Key	Atom-1	Atom-2	Model ID	Violation (Å)
(1,37)	1:A:104:ARG:HH12	2:B:78:GLY:CA	2	1.98
(1,37)	1:A:104:ARG:HH12	2:B:78:GLY:H	2	1.98
(1,37)	1:A:104:ARG:HH12	2:B:78:GLY:HA2	2	1.98
(1,37)	1:A:104:ARG:HH12	2:B:78:GLY:HA3	2	1.98
(1,37)	1:A:104:ARG:HH12	2:B:78:GLY:N	2	1.98
(1,37)	1:A:104:ARG:HH12	2:B:78:GLY:O	2	1.98
(1,37)	1:A:104:ARG:HH12	2:B:79:LYS:C	2	1.98
(1,37)	1:A:104:ARG:HH12	2:B:79:LYS:CA	2	1.98
(1,37)	1:A:104:ARG:HH12	2:B:79:LYS:CB	2	1.98
(1,37)	1:A:104:ARG:HH12	2:B:79:LYS:CD	2	1.98
(1,37)	1:A:104:ARG:HH12	2:B:79:LYS:CE	2	1.98
(1,37)	1:A:104:ARG:HH12	2:B:79:LYS:CG	2	1.98
(1,37)	1:A:104:ARG:HH12	2:B:79:LYS:H	2	1.98
(1,37)	1:A:104:ARG:HH12	2:B:79:LYS:HA	2	1.98
(1,37)	1:A:104:ARG:HH12	2:B:79:LYS:HB2	2	1.98
(1,37)	1:A:104:ARG:HH12	2:B:79:LYS:HB3	2	1.98
(1,37)	1:A:104:ARG:HH12	2:B:79:LYS:HD2	2	1.98
(1,37)	1:A:104:ARG:HH12	2:B:79:LYS:HD3	2	1.98
(1,37)	1:A:104:ARG:HH12	2:B:79:LYS:HE2	2	1.98
(1,37)	1:A:104:ARG:HH12	2:B:79:LYS:HE3	2	1.98
(1,37)	1:A:104:ARG:HH12	2:B:79:LYS:HG2	2	1.98
(1,37)	1:A:104:ARG:HH12	2:B:79:LYS:HG3	2	1.98
(1,37)	1:A:104:ARG:HH12	2:B:79:LYS:HZ1	2	1.98
(1,37)	1:A:104:ARG:HH12	2:B:79:LYS:HZ2	2	1.98
(1,37)	1:A:104:ARG:HH12	2:B:79:LYS:HZ3	2	1.98
(1,37)	1:A:104:ARG:HH12	2:B:79:LYS:N	2	1.98
(1,37)	1:A:104:ARG:HH12	2:B:79:LYS:NZ	2	1.98
(1,37)	1:A:104:ARG:HH12	2:B:79:LYS:O	2	1.98
(1,37)	1:A:104:ARG:HH12	2:B:80:ILE:C	2	1.98
(1,37)	1:A:104:ARG:HH12	2:B:80:ILE:CA	2	1.98
(1,37)	1:A:104:ARG:HH12	2:B:80:ILE:CB	2	1.98
(1,37)	1:A:104:ARG:HH12	2:B:80:ILE:CD1	2	1.98
(1,37)	1:A:104:ARG:HH12	2:B:80:ILE:CG1	2	1.98
(1,37)	1:A:104:ARG:HH12	2:B:80:ILE:CG2	2	1.98
(1,37)	1:A:104:ARG:HH12	2:B:80:ILE:H	2	1.98
(1,37)	1:A:104:ARG:HH12	2:B:80:ILE:HA	2	1.98
(1,37)	1:A:104:ARG:HH12	2:B:80:ILE:HB	2	1.98
(1,37)	1:A:104:ARG:HH12	2:B:80:ILE:HD11	2	1.98
(1,37)	1:A:104:ARG:HH12	2:B:80:ILE:HD12	2	1.98
(1,37)	1:A:104:ARG:HH12	2:B:80:ILE:HD13	2	1.98
(1,37)	1:A:104:ARG:HH12	2:B:80:ILE:HG12	2	1.98
(1,37)	1:A:104:ARG:HH12	2:B:80:ILE:HG13	2	1.98

*Continued on next page...*

*Continued from previous page...*

Key	Atom-1	Atom-2	Model ID	Violation (Å)
(1,37)	1:A:104:ARG:HH12	2:B:80:ILE:HG21	2	1.98
(1,37)	1:A:104:ARG:HH12	2:B:80:ILE:HG22	2	1.98
(1,37)	1:A:104:ARG:HH12	2:B:80:ILE:HG23	2	1.98
(1,37)	1:A:104:ARG:HH12	2:B:80:ILE:N	2	1.98
(1,37)	1:A:104:ARG:HH12	2:B:80:ILE:O	2	1.98
(1,37)	1:A:104:ARG:HH12	2:B:84:GLN:C	2	1.98
(1,37)	1:A:104:ARG:HH12	2:B:84:GLN:CA	2	1.98
(1,37)	1:A:104:ARG:HH12	2:B:84:GLN:CB	2	1.98
(1,37)	1:A:104:ARG:HH12	2:B:84:GLN:CD	2	1.98
(1,37)	1:A:104:ARG:HH12	2:B:84:GLN:CG	2	1.98
(1,37)	1:A:104:ARG:HH12	2:B:84:GLN:H	2	1.98
(1,37)	1:A:104:ARG:HH12	2:B:84:GLN:HA	2	1.98
(1,37)	1:A:104:ARG:HH12	2:B:84:GLN:HB2	2	1.98
(1,37)	1:A:104:ARG:HH12	2:B:84:GLN:HB3	2	1.98
(1,37)	1:A:104:ARG:HH12	2:B:84:GLN:HE21	2	1.98
(1,37)	1:A:104:ARG:HH12	2:B:84:GLN:HE22	2	1.98
(1,37)	1:A:104:ARG:HH12	2:B:84:GLN:HG2	2	1.98
(1,37)	1:A:104:ARG:HH12	2:B:84:GLN:HG3	2	1.98
(1,37)	1:A:104:ARG:HH12	2:B:84:GLN:N	2	1.98
(1,37)	1:A:104:ARG:HH12	2:B:84:GLN:NE2	2	1.98
(1,37)	1:A:104:ARG:HH12	2:B:84:GLN:O	2	1.98
(1,37)	1:A:104:ARG:HH12	2:B:84:GLN:OE1	2	1.98
(1,37)	1:A:104:ARG:HH12	2:B:97:THR:C	2	1.98
(1,37)	1:A:104:ARG:HH12	2:B:97:THR:CA	2	1.98
(1,37)	1:A:104:ARG:HH12	2:B:97:THR:CB	2	1.98
(1,37)	1:A:104:ARG:HH12	2:B:97:THR:CG2	2	1.98
(1,37)	1:A:104:ARG:HH12	2:B:97:THR:H	2	1.98
(1,37)	1:A:104:ARG:HH12	2:B:97:THR:HA	2	1.98
(1,37)	1:A:104:ARG:HH12	2:B:97:THR:HB	2	1.98
(1,37)	1:A:104:ARG:HH12	2:B:97:THR:HG1	2	1.98
(1,37)	1:A:104:ARG:HH12	2:B:97:THR:HG21	2	1.98
(1,37)	1:A:104:ARG:HH12	2:B:97:THR:HG22	2	1.98
(1,37)	1:A:104:ARG:HH12	2:B:97:THR:HG23	2	1.98
(1,37)	1:A:104:ARG:HH12	2:B:97:THR:N	2	1.98
(1,37)	1:A:104:ARG:HH12	2:B:97:THR:O	2	1.98
(1,37)	1:A:104:ARG:HH12	2:B:97:THR:OG1	2	1.98
(1,37)	1:A:104:ARG:HH12	2:B:99:HIS:C	2	1.98
(1,37)	1:A:104:ARG:HH12	2:B:99:HIS:CA	2	1.98
(1,37)	1:A:104:ARG:HH12	2:B:99:HIS:CB	2	1.98
(1,37)	1:A:104:ARG:HH12	2:B:99:HIS:CD2	2	1.98
(1,37)	1:A:104:ARG:HH12	2:B:99:HIS:CE1	2	1.98
(1,37)	1:A:104:ARG:HH12	2:B:99:HIS:CG	2	1.98

*Continued on next page...*



*Continued from previous page...*

Key	Atom-1	Atom-2	Model ID	Violation (Å)
(1,37)	1:A:104:ARG:HH12	2:B:99:HIS:H	2	1.98
(1,37)	1:A:104:ARG:HH12	2:B:99:HIS:HA	2	1.98
(1,37)	1:A:104:ARG:HH12	2:B:99:HIS:HB2	2	1.98
(1,37)	1:A:104:ARG:HH12	2:B:99:HIS:HB3	2	1.98
(1,37)	1:A:104:ARG:HH12	2:B:99:HIS:HD1	2	1.98
(1,37)	1:A:104:ARG:HH12	2:B:99:HIS:HD2	2	1.98
(1,37)	1:A:104:ARG:HH12	2:B:99:HIS:HE1	2	1.98
(1,37)	1:A:104:ARG:HH12	2:B:99:HIS:HE2	2	1.98
(1,37)	1:A:104:ARG:HH12	2:B:99:HIS:N	2	1.98
(1,37)	1:A:104:ARG:HH12	2:B:99:HIS:ND1	2	1.98
(1,37)	1:A:104:ARG:HH12	2:B:99:HIS:NE2	2	1.98
(1,37)	1:A:104:ARG:HH12	2:B:99:HIS:O	2	1.98
(1,37)	1:A:104:ARG:HH12	2:B:101:VAL:C	2	1.98
(1,37)	1:A:104:ARG:HH12	2:B:101:VAL:CA	2	1.98
(1,37)	1:A:104:ARG:HH12	2:B:101:VAL:CB	2	1.98
(1,37)	1:A:104:ARG:HH12	2:B:101:VAL:CG1	2	1.98
(1,37)	1:A:104:ARG:HH12	2:B:101:VAL:CG2	2	1.98
(1,37)	1:A:104:ARG:HH12	2:B:101:VAL:H	2	1.98
(1,37)	1:A:104:ARG:HH12	2:B:101:VAL:HA	2	1.98
(1,37)	1:A:104:ARG:HH12	2:B:101:VAL:HB	2	1.98
(1,37)	1:A:104:ARG:HH12	2:B:101:VAL:HG11	2	1.98
(1,37)	1:A:104:ARG:HH12	2:B:101:VAL:HG12	2	1.98
(1,37)	1:A:104:ARG:HH12	2:B:101:VAL:HG13	2	1.98
(1,37)	1:A:104:ARG:HH12	2:B:101:VAL:HG21	2	1.98
(1,37)	1:A:104:ARG:HH12	2:B:101:VAL:HG22	2	1.98
(1,37)	1:A:104:ARG:HH12	2:B:101:VAL:HG23	2	1.98
(1,37)	1:A:104:ARG:HH12	2:B:101:VAL:N	2	1.98
(1,37)	1:A:104:ARG:HH12	2:B:101:VAL:O	2	1.98
(1,37)	1:A:104:ARG:HH21	2:B:75:ILE:C	2	1.98
(1,37)	1:A:104:ARG:HH21	2:B:75:ILE:CA	2	1.98
(1,37)	1:A:104:ARG:HH21	2:B:75:ILE:CB	2	1.98
(1,37)	1:A:104:ARG:HH21	2:B:75:ILE:CD1	2	1.98
(1,37)	1:A:104:ARG:HH21	2:B:75:ILE:CG1	2	1.98
(1,37)	1:A:104:ARG:HH21	2:B:75:ILE:CG2	2	1.98
(1,37)	1:A:104:ARG:HH21	2:B:75:ILE:H	2	1.98
(1,37)	1:A:104:ARG:HH21	2:B:75:ILE:HA	2	1.98
(1,37)	1:A:104:ARG:HH21	2:B:75:ILE:HB	2	1.98
(1,37)	1:A:104:ARG:HH21	2:B:75:ILE:HD11	2	1.98
(1,37)	1:A:104:ARG:HH21	2:B:75:ILE:HD12	2	1.98
(1,37)	1:A:104:ARG:HH21	2:B:75:ILE:HD13	2	1.98
(1,37)	1:A:104:ARG:HH21	2:B:75:ILE:HG12	2	1.98
(1,37)	1:A:104:ARG:HH21	2:B:75:ILE:HG13	2	1.98

*Continued on next page...*

*Continued from previous page...*

Key	Atom-1	Atom-2	Model ID	Violation (Å)
(1,37)	1:A:104:ARG:HH21	2:B:75:ILE:HG21	2	1.98
(1,37)	1:A:104:ARG:HH21	2:B:75:ILE:HG22	2	1.98
(1,37)	1:A:104:ARG:HH21	2:B:75:ILE:HG23	2	1.98
(1,37)	1:A:104:ARG:HH21	2:B:75:ILE:N	2	1.98
(1,37)	1:A:104:ARG:HH21	2:B:75:ILE:O	2	1.98
(1,37)	1:A:104:ARG:HH21	2:B:77:ALA:C	2	1.98
(1,37)	1:A:104:ARG:HH21	2:B:77:ALA:CA	2	1.98
(1,37)	1:A:104:ARG:HH21	2:B:77:ALA:CB	2	1.98
(1,37)	1:A:104:ARG:HH21	2:B:77:ALA:H	2	1.98
(1,37)	1:A:104:ARG:HH21	2:B:77:ALA:HA	2	1.98
(1,37)	1:A:104:ARG:HH21	2:B:77:ALA:HB1	2	1.98
(1,37)	1:A:104:ARG:HH21	2:B:77:ALA:HB2	2	1.98
(1,37)	1:A:104:ARG:HH21	2:B:77:ALA:HB3	2	1.98
(1,37)	1:A:104:ARG:HH21	2:B:77:ALA:N	2	1.98
(1,37)	1:A:104:ARG:HH21	2:B:77:ALA:O	2	1.98
(1,37)	1:A:104:ARG:HH21	2:B:78:GLY:C	2	1.98
(1,37)	1:A:104:ARG:HH21	2:B:78:GLY:CA	2	1.98
(1,37)	1:A:104:ARG:HH21	2:B:78:GLY:H	2	1.98
(1,37)	1:A:104:ARG:HH21	2:B:78:GLY:HA2	2	1.98
(1,37)	1:A:104:ARG:HH21	2:B:78:GLY:HA3	2	1.98
(1,37)	1:A:104:ARG:HH21	2:B:78:GLY:N	2	1.98
(1,37)	1:A:104:ARG:HH21	2:B:78:GLY:O	2	1.98
(1,37)	1:A:104:ARG:HH21	2:B:79:LYS:C	2	1.98
(1,37)	1:A:104:ARG:HH21	2:B:79:LYS:CA	2	1.98
(1,37)	1:A:104:ARG:HH21	2:B:79:LYS:CB	2	1.98
(1,37)	1:A:104:ARG:HH21	2:B:79:LYS:CD	2	1.98
(1,37)	1:A:104:ARG:HH21	2:B:79:LYS:CE	2	1.98
(1,37)	1:A:104:ARG:HH21	2:B:79:LYS:CG	2	1.98
(1,37)	1:A:104:ARG:HH21	2:B:79:LYS:H	2	1.98
(1,37)	1:A:104:ARG:HH21	2:B:79:LYS:HA	2	1.98
(1,37)	1:A:104:ARG:HH21	2:B:79:LYS:HB2	2	1.98
(1,37)	1:A:104:ARG:HH21	2:B:79:LYS:HB3	2	1.98
(1,37)	1:A:104:ARG:HH21	2:B:79:LYS:HD2	2	1.98
(1,37)	1:A:104:ARG:HH21	2:B:79:LYS:HD3	2	1.98
(1,37)	1:A:104:ARG:HH21	2:B:79:LYS:HE2	2	1.98
(1,37)	1:A:104:ARG:HH21	2:B:79:LYS:HE3	2	1.98
(1,37)	1:A:104:ARG:HH21	2:B:79:LYS:HG2	2	1.98
(1,37)	1:A:104:ARG:HH21	2:B:79:LYS:HG3	2	1.98
(1,37)	1:A:104:ARG:HH21	2:B:79:LYS:HZ1	2	1.98
(1,37)	1:A:104:ARG:HH21	2:B:79:LYS:HZ2	2	1.98
(1,37)	1:A:104:ARG:HH21	2:B:79:LYS:HZ3	2	1.98
(1,37)	1:A:104:ARG:HH21	2:B:79:LYS:N	2	1.98

*Continued on next page...*

*Continued from previous page...*

Key	Atom-1	Atom-2	Model ID	Violation (Å)
(1,37)	1:A:104:ARG:HH21	2:B:79:LYS:NZ	2	1.98
(1,37)	1:A:104:ARG:HH21	2:B:79:LYS:O	2	1.98
(1,37)	1:A:104:ARG:HH21	2:B:80:ILE:C	2	1.98
(1,37)	1:A:104:ARG:HH21	2:B:80:ILE:CA	2	1.98
(1,37)	1:A:104:ARG:HH21	2:B:80:ILE:CB	2	1.98
(1,37)	1:A:104:ARG:HH21	2:B:80:ILE:CD1	2	1.98
(1,37)	1:A:104:ARG:HH21	2:B:80:ILE:CG1	2	1.98
(1,37)	1:A:104:ARG:HH21	2:B:80:ILE:CG2	2	1.98
(1,37)	1:A:104:ARG:HH21	2:B:80:ILE:H	2	1.98
(1,37)	1:A:104:ARG:HH21	2:B:80:ILE:HA	2	1.98
(1,37)	1:A:104:ARG:HH21	2:B:80:ILE:HB	2	1.98
(1,37)	1:A:104:ARG:HH21	2:B:80:ILE:HD11	2	1.98
(1,37)	1:A:104:ARG:HH21	2:B:80:ILE:HD12	2	1.98
(1,37)	1:A:104:ARG:HH21	2:B:80:ILE:HD13	2	1.98
(1,37)	1:A:104:ARG:HH21	2:B:80:ILE:HG12	2	1.98
(1,37)	1:A:104:ARG:HH21	2:B:80:ILE:HG13	2	1.98
(1,37)	1:A:104:ARG:HH21	2:B:80:ILE:HG21	2	1.98
(1,37)	1:A:104:ARG:HH21	2:B:80:ILE:HG22	2	1.98
(1,37)	1:A:104:ARG:HH21	2:B:80:ILE:HG23	2	1.98
(1,37)	1:A:104:ARG:HH21	2:B:80:ILE:N	2	1.98
(1,37)	1:A:104:ARG:HH21	2:B:80:ILE:O	2	1.98
(1,37)	1:A:104:ARG:HH21	2:B:84:GLN:C	2	1.98
(1,37)	1:A:104:ARG:HH21	2:B:84:GLN:CA	2	1.98
(1,37)	1:A:104:ARG:HH21	2:B:84:GLN:CB	2	1.98
(1,37)	1:A:104:ARG:HH21	2:B:84:GLN:CD	2	1.98
(1,37)	1:A:104:ARG:HH21	2:B:84:GLN:CG	2	1.98
(1,37)	1:A:104:ARG:HH21	2:B:84:GLN:H	2	1.98
(1,37)	1:A:104:ARG:HH21	2:B:84:GLN:HA	2	1.98
(1,37)	1:A:104:ARG:HH21	2:B:84:GLN:HB2	2	1.98
(1,37)	1:A:104:ARG:HH21	2:B:84:GLN:HB3	2	1.98
(1,37)	1:A:104:ARG:HH21	2:B:84:GLN:HE21	2	1.98
(1,37)	1:A:104:ARG:HH21	2:B:84:GLN:HE22	2	1.98
(1,37)	1:A:104:ARG:HH21	2:B:84:GLN:HG2	2	1.98
(1,37)	1:A:104:ARG:HH21	2:B:84:GLN:HG3	2	1.98
(1,37)	1:A:104:ARG:HH21	2:B:84:GLN:N	2	1.98
(1,37)	1:A:104:ARG:HH21	2:B:84:GLN:NE2	2	1.98
(1,37)	1:A:104:ARG:HH21	2:B:84:GLN:O	2	1.98
(1,37)	1:A:104:ARG:HH21	2:B:84:GLN:OE1	2	1.98
(1,37)	1:A:104:ARG:HH21	2:B:97:THR:C	2	1.98
(1,37)	1:A:104:ARG:HH21	2:B:97:THR:CA	2	1.98
(1,37)	1:A:104:ARG:HH21	2:B:97:THR:CB	2	1.98
(1,37)	1:A:104:ARG:HH21	2:B:97:THR:CG2	2	1.98

*Continued on next page...*

*Continued from previous page...*

Key	Atom-1	Atom-2	Model ID	Violation (Å)
(1,37)	1:A:104:ARG:HH21	2:B:97:THR:H	2	1.98
(1,37)	1:A:104:ARG:HH21	2:B:97:THR:HA	2	1.98
(1,37)	1:A:104:ARG:HH21	2:B:97:THR:HB	2	1.98
(1,37)	1:A:104:ARG:HH21	2:B:97:THR:HG1	2	1.98
(1,37)	1:A:104:ARG:HH21	2:B:97:THR:HG21	2	1.98
(1,37)	1:A:104:ARG:HH21	2:B:97:THR:HG22	2	1.98
(1,37)	1:A:104:ARG:HH21	2:B:97:THR:HG23	2	1.98
(1,37)	1:A:104:ARG:HH21	2:B:97:THR:N	2	1.98
(1,37)	1:A:104:ARG:HH21	2:B:97:THR:O	2	1.98
(1,37)	1:A:104:ARG:HH21	2:B:97:THR:OG1	2	1.98
(1,37)	1:A:104:ARG:HH21	2:B:99:HIS:C	2	1.98
(1,37)	1:A:104:ARG:HH21	2:B:99:HIS:CA	2	1.98
(1,37)	1:A:104:ARG:HH21	2:B:99:HIS:CB	2	1.98
(1,37)	1:A:104:ARG:HH21	2:B:99:HIS:CD2	2	1.98
(1,37)	1:A:104:ARG:HH21	2:B:99:HIS:CE1	2	1.98
(1,37)	1:A:104:ARG:HH21	2:B:99:HIS:CG	2	1.98
(1,37)	1:A:104:ARG:HH21	2:B:99:HIS:H	2	1.98
(1,37)	1:A:104:ARG:HH21	2:B:99:HIS:HA	2	1.98
(1,37)	1:A:104:ARG:HH21	2:B:99:HIS:HB2	2	1.98
(1,37)	1:A:104:ARG:HH21	2:B:99:HIS:HB3	2	1.98
(1,37)	1:A:104:ARG:HH21	2:B:99:HIS:HD1	2	1.98
(1,37)	1:A:104:ARG:HH21	2:B:99:HIS:HD2	2	1.98
(1,37)	1:A:104:ARG:HH21	2:B:99:HIS:HE1	2	1.98
(1,37)	1:A:104:ARG:HH21	2:B:99:HIS:HE2	2	1.98
(1,37)	1:A:104:ARG:HH21	2:B:99:HIS:N	2	1.98
(1,37)	1:A:104:ARG:HH21	2:B:99:HIS:ND1	2	1.98
(1,37)	1:A:104:ARG:HH21	2:B:99:HIS:NE2	2	1.98
(1,37)	1:A:104:ARG:HH21	2:B:99:HIS:O	2	1.98
(1,37)	1:A:104:ARG:HH21	2:B:101:VAL:C	2	1.98
(1,37)	1:A:104:ARG:HH21	2:B:101:VAL:CA	2	1.98
(1,37)	1:A:104:ARG:HH21	2:B:101:VAL:CB	2	1.98
(1,37)	1:A:104:ARG:HH21	2:B:101:VAL:CG1	2	1.98
(1,37)	1:A:104:ARG:HH21	2:B:101:VAL:CG2	2	1.98
(1,37)	1:A:104:ARG:HH21	2:B:101:VAL:H	2	1.98
(1,37)	1:A:104:ARG:HH21	2:B:101:VAL:HA	2	1.98
(1,37)	1:A:104:ARG:HH21	2:B:101:VAL:HB	2	1.98
(1,37)	1:A:104:ARG:HH21	2:B:101:VAL:HG11	2	1.98
(1,37)	1:A:104:ARG:HH21	2:B:101:VAL:HG12	2	1.98
(1,37)	1:A:104:ARG:HH21	2:B:101:VAL:HG13	2	1.98
(1,37)	1:A:104:ARG:HH21	2:B:101:VAL:HG21	2	1.98
(1,37)	1:A:104:ARG:HH21	2:B:101:VAL:HG22	2	1.98
(1,37)	1:A:104:ARG:HH21	2:B:101:VAL:HG23	2	1.98

*Continued on next page...*

*Continued from previous page...*

Key	Atom-1	Atom-2	Model ID	Violation (Å)
(1,37)	1:A:104:ARG:HH21	2:B:101:VAL:N	2	1.98
(1,37)	1:A:104:ARG:HH21	2:B:101:VAL:O	2	1.98
(1,37)	1:A:104:ARG:HH22	2:B:75:ILE:C	2	1.98
(1,37)	1:A:104:ARG:HH22	2:B:75:ILE:CA	2	1.98
(1,37)	1:A:104:ARG:HH22	2:B:75:ILE:CB	2	1.98
(1,37)	1:A:104:ARG:HH22	2:B:75:ILE:CD1	2	1.98
(1,37)	1:A:104:ARG:HH22	2:B:75:ILE:CG1	2	1.98
(1,37)	1:A:104:ARG:HH22	2:B:75:ILE:CG2	2	1.98
(1,37)	1:A:104:ARG:HH22	2:B:75:ILE:H	2	1.98
(1,37)	1:A:104:ARG:HH22	2:B:75:ILE:HA	2	1.98
(1,37)	1:A:104:ARG:HH22	2:B:75:ILE:HB	2	1.98
(1,37)	1:A:104:ARG:HH22	2:B:75:ILE:HD11	2	1.98
(1,37)	1:A:104:ARG:HH22	2:B:75:ILE:HD12	2	1.98
(1,37)	1:A:104:ARG:HH22	2:B:75:ILE:HD13	2	1.98
(1,37)	1:A:104:ARG:HH22	2:B:75:ILE:HG12	2	1.98
(1,37)	1:A:104:ARG:HH22	2:B:75:ILE:HG13	2	1.98
(1,37)	1:A:104:ARG:HH22	2:B:75:ILE:HG21	2	1.98
(1,37)	1:A:104:ARG:HH22	2:B:75:ILE:HG22	2	1.98
(1,37)	1:A:104:ARG:HH22	2:B:75:ILE:HG23	2	1.98
(1,37)	1:A:104:ARG:HH22	2:B:75:ILE:N	2	1.98
(1,37)	1:A:104:ARG:HH22	2:B:75:ILE:O	2	1.98
(1,37)	1:A:104:ARG:HH22	2:B:77:ALA:C	2	1.98
(1,37)	1:A:104:ARG:HH22	2:B:77:ALA:CA	2	1.98
(1,37)	1:A:104:ARG:HH22	2:B:77:ALA:CB	2	1.98
(1,37)	1:A:104:ARG:HH22	2:B:77:ALA:H	2	1.98
(1,37)	1:A:104:ARG:HH22	2:B:77:ALA:HA	2	1.98
(1,37)	1:A:104:ARG:HH22	2:B:77:ALA:HB1	2	1.98
(1,37)	1:A:104:ARG:HH22	2:B:77:ALA:HB2	2	1.98
(1,37)	1:A:104:ARG:HH22	2:B:77:ALA:HB3	2	1.98
(1,37)	1:A:104:ARG:HH22	2:B:77:ALA:N	2	1.98
(1,37)	1:A:104:ARG:HH22	2:B:77:ALA:O	2	1.98
(1,37)	1:A:104:ARG:HH22	2:B:78:GLY:C	2	1.98
(1,37)	1:A:104:ARG:HH22	2:B:78:GLY:CA	2	1.98
(1,37)	1:A:104:ARG:HH22	2:B:78:GLY:H	2	1.98
(1,37)	1:A:104:ARG:HH22	2:B:78:GLY:HA2	2	1.98
(1,37)	1:A:104:ARG:HH22	2:B:78:GLY:HA3	2	1.98
(1,37)	1:A:104:ARG:HH22	2:B:78:GLY:N	2	1.98
(1,37)	1:A:104:ARG:HH22	2:B:78:GLY:O	2	1.98
(1,37)	1:A:104:ARG:HH22	2:B:79:LYS:C	2	1.98
(1,37)	1:A:104:ARG:HH22	2:B:79:LYS:CA	2	1.98
(1,37)	1:A:104:ARG:HH22	2:B:79:LYS:CB	2	1.98
(1,37)	1:A:104:ARG:HH22	2:B:79:LYS:CD	2	1.98

*Continued on next page...*

*Continued from previous page...*

Key	Atom-1	Atom-2	Model ID	Violation (Å)
(1,37)	1:A:104:ARG:HH22	2:B:79:LYS:CE	2	1.98
(1,37)	1:A:104:ARG:HH22	2:B:79:LYS:CG	2	1.98
(1,37)	1:A:104:ARG:HH22	2:B:79:LYS:H	2	1.98
(1,37)	1:A:104:ARG:HH22	2:B:79:LYS:HA	2	1.98
(1,37)	1:A:104:ARG:HH22	2:B:79:LYS:HB2	2	1.98
(1,37)	1:A:104:ARG:HH22	2:B:79:LYS:HB3	2	1.98
(1,37)	1:A:104:ARG:HH22	2:B:79:LYS:HD2	2	1.98
(1,37)	1:A:104:ARG:HH22	2:B:79:LYS:HD3	2	1.98
(1,37)	1:A:104:ARG:HH22	2:B:79:LYS:HE2	2	1.98
(1,37)	1:A:104:ARG:HH22	2:B:79:LYS:HE3	2	1.98
(1,37)	1:A:104:ARG:HH22	2:B:79:LYS:HG2	2	1.98
(1,37)	1:A:104:ARG:HH22	2:B:79:LYS:HG3	2	1.98
(1,37)	1:A:104:ARG:HH22	2:B:79:LYS:HZ1	2	1.98
(1,37)	1:A:104:ARG:HH22	2:B:79:LYS:HZ2	2	1.98
(1,37)	1:A:104:ARG:HH22	2:B:79:LYS:HZ3	2	1.98
(1,37)	1:A:104:ARG:HH22	2:B:79:LYS:N	2	1.98
(1,37)	1:A:104:ARG:HH22	2:B:79:LYS:NZ	2	1.98
(1,37)	1:A:104:ARG:HH22	2:B:79:LYS:O	2	1.98
(1,37)	1:A:104:ARG:HH22	2:B:80:ILE:C	2	1.98
(1,37)	1:A:104:ARG:HH22	2:B:80:ILE:CA	2	1.98
(1,37)	1:A:104:ARG:HH22	2:B:80:ILE:CB	2	1.98
(1,37)	1:A:104:ARG:HH22	2:B:80:ILE:CD1	2	1.98
(1,37)	1:A:104:ARG:HH22	2:B:80:ILE:CG1	2	1.98
(1,37)	1:A:104:ARG:HH22	2:B:80:ILE:CG2	2	1.98
(1,37)	1:A:104:ARG:HH22	2:B:80:ILE:H	2	1.98
(1,37)	1:A:104:ARG:HH22	2:B:80:ILE:HA	2	1.98
(1,37)	1:A:104:ARG:HH22	2:B:80:ILE:HB	2	1.98
(1,37)	1:A:104:ARG:HH22	2:B:80:ILE:HD11	2	1.98
(1,37)	1:A:104:ARG:HH22	2:B:80:ILE:HD12	2	1.98
(1,37)	1:A:104:ARG:HH22	2:B:80:ILE:HD13	2	1.98
(1,37)	1:A:104:ARG:HH22	2:B:80:ILE:HG12	2	1.98
(1,37)	1:A:104:ARG:HH22	2:B:80:ILE:HG13	2	1.98
(1,37)	1:A:104:ARG:HH22	2:B:80:ILE:HG21	2	1.98
(1,37)	1:A:104:ARG:HH22	2:B:80:ILE:HG22	2	1.98
(1,37)	1:A:104:ARG:HH22	2:B:80:ILE:HG23	2	1.98
(1,37)	1:A:104:ARG:HH22	2:B:80:ILE:N	2	1.98
(1,37)	1:A:104:ARG:HH22	2:B:80:ILE:O	2	1.98
(1,37)	1:A:104:ARG:HH22	2:B:84:GLN:C	2	1.98
(1,37)	1:A:104:ARG:HH22	2:B:84:GLN:CA	2	1.98
(1,37)	1:A:104:ARG:HH22	2:B:84:GLN:CB	2	1.98
(1,37)	1:A:104:ARG:HH22	2:B:84:GLN:CD	2	1.98
(1,37)	1:A:104:ARG:HH22	2:B:84:GLN:CG	2	1.98

*Continued on next page...*

*Continued from previous page...*

Key	Atom-1	Atom-2	Model ID	Violation (Å)
(1,37)	1:A:104:ARG:HH22	2:B:84:GLN:H	2	1.98
(1,37)	1:A:104:ARG:HH22	2:B:84:GLN:HA	2	1.98
(1,37)	1:A:104:ARG:HH22	2:B:84:GLN:HB2	2	1.98
(1,37)	1:A:104:ARG:HH22	2:B:84:GLN:HB3	2	1.98
(1,37)	1:A:104:ARG:HH22	2:B:84:GLN:HE21	2	1.98
(1,37)	1:A:104:ARG:HH22	2:B:84:GLN:HE22	2	1.98
(1,37)	1:A:104:ARG:HH22	2:B:84:GLN:HG2	2	1.98
(1,37)	1:A:104:ARG:HH22	2:B:84:GLN:HG3	2	1.98
(1,37)	1:A:104:ARG:HH22	2:B:84:GLN:N	2	1.98
(1,37)	1:A:104:ARG:HH22	2:B:84:GLN:NE2	2	1.98
(1,37)	1:A:104:ARG:HH22	2:B:84:GLN:O	2	1.98
(1,37)	1:A:104:ARG:HH22	2:B:84:GLN:OE1	2	1.98
(1,37)	1:A:104:ARG:HH22	2:B:97:THR:C	2	1.98
(1,37)	1:A:104:ARG:HH22	2:B:97:THR:CA	2	1.98
(1,37)	1:A:104:ARG:HH22	2:B:97:THR:CB	2	1.98
(1,37)	1:A:104:ARG:HH22	2:B:97:THR:CG2	2	1.98
(1,37)	1:A:104:ARG:HH22	2:B:97:THR:H	2	1.98
(1,37)	1:A:104:ARG:HH22	2:B:97:THR:HA	2	1.98
(1,37)	1:A:104:ARG:HH22	2:B:97:THR:HB	2	1.98
(1,37)	1:A:104:ARG:HH22	2:B:97:THR:HG1	2	1.98
(1,37)	1:A:104:ARG:HH22	2:B:97:THR:HG21	2	1.98
(1,37)	1:A:104:ARG:HH22	2:B:97:THR:HG22	2	1.98
(1,37)	1:A:104:ARG:HH22	2:B:97:THR:HG23	2	1.98
(1,37)	1:A:104:ARG:HH22	2:B:97:THR:N	2	1.98
(1,37)	1:A:104:ARG:HH22	2:B:97:THR:O	2	1.98
(1,37)	1:A:104:ARG:HH22	2:B:97:THR:OG1	2	1.98
(1,37)	1:A:104:ARG:HH22	2:B:99:HIS:C	2	1.98
(1,37)	1:A:104:ARG:HH22	2:B:99:HIS:CA	2	1.98
(1,37)	1:A:104:ARG:HH22	2:B:99:HIS:CB	2	1.98
(1,37)	1:A:104:ARG:HH22	2:B:99:HIS:CD2	2	1.98
(1,37)	1:A:104:ARG:HH22	2:B:99:HIS:CE1	2	1.98
(1,37)	1:A:104:ARG:HH22	2:B:99:HIS:CG	2	1.98
(1,37)	1:A:104:ARG:HH22	2:B:99:HIS:H	2	1.98
(1,37)	1:A:104:ARG:HH22	2:B:99:HIS:HA	2	1.98
(1,37)	1:A:104:ARG:HH22	2:B:99:HIS:HB2	2	1.98
(1,37)	1:A:104:ARG:HH22	2:B:99:HIS:HB3	2	1.98
(1,37)	1:A:104:ARG:HH22	2:B:99:HIS:HD1	2	1.98
(1,37)	1:A:104:ARG:HH22	2:B:99:HIS:HD2	2	1.98
(1,37)	1:A:104:ARG:HH22	2:B:99:HIS:HE1	2	1.98
(1,37)	1:A:104:ARG:HH22	2:B:99:HIS:HE2	2	1.98
(1,37)	1:A:104:ARG:HH22	2:B:99:HIS:N	2	1.98
(1,37)	1:A:104:ARG:HH22	2:B:99:HIS:ND1	2	1.98

*Continued on next page...*

*Continued from previous page...*

Key	Atom-1	Atom-2	Model ID	Violation (Å)
(1,37)	1:A:104:ARG:HH22	2:B:99:HIS:NE2	2	1.98
(1,37)	1:A:104:ARG:HH22	2:B:99:HIS:O	2	1.98
(1,37)	1:A:104:ARG:HH22	2:B:101:VAL:C	2	1.98
(1,37)	1:A:104:ARG:HH22	2:B:101:VAL:CA	2	1.98
(1,37)	1:A:104:ARG:HH22	2:B:101:VAL:CB	2	1.98
(1,37)	1:A:104:ARG:HH22	2:B:101:VAL:CG1	2	1.98
(1,37)	1:A:104:ARG:HH22	2:B:101:VAL:CG2	2	1.98
(1,37)	1:A:104:ARG:HH22	2:B:101:VAL:H	2	1.98
(1,37)	1:A:104:ARG:HH22	2:B:101:VAL:HA	2	1.98
(1,37)	1:A:104:ARG:HH22	2:B:101:VAL:HB	2	1.98
(1,37)	1:A:104:ARG:HH22	2:B:101:VAL:HG11	2	1.98
(1,37)	1:A:104:ARG:HH22	2:B:101:VAL:HG12	2	1.98
(1,37)	1:A:104:ARG:HH22	2:B:101:VAL:HG13	2	1.98
(1,37)	1:A:104:ARG:HH22	2:B:101:VAL:HG21	2	1.98
(1,37)	1:A:104:ARG:HH22	2:B:101:VAL:HG22	2	1.98
(1,37)	1:A:104:ARG:HH22	2:B:101:VAL:HG23	2	1.98
(1,37)	1:A:104:ARG:HH22	2:B:101:VAL:N	2	1.98
(1,37)	1:A:104:ARG:HH22	2:B:101:VAL:O	2	1.98
(1,37)	1:A:104:ARG:N	2:B:75:ILE:C	2	1.98
(1,37)	1:A:104:ARG:N	2:B:75:ILE:CA	2	1.98
(1,37)	1:A:104:ARG:N	2:B:75:ILE:CB	2	1.98
(1,37)	1:A:104:ARG:N	2:B:75:ILE:CD1	2	1.98
(1,37)	1:A:104:ARG:N	2:B:75:ILE:CG1	2	1.98
(1,37)	1:A:104:ARG:N	2:B:75:ILE:CG2	2	1.98
(1,37)	1:A:104:ARG:N	2:B:75:ILE:H	2	1.98
(1,37)	1:A:104:ARG:N	2:B:75:ILE:HA	2	1.98
(1,37)	1:A:104:ARG:N	2:B:75:ILE:HB	2	1.98
(1,37)	1:A:104:ARG:N	2:B:75:ILE:HD11	2	1.98
(1,37)	1:A:104:ARG:N	2:B:75:ILE:HD12	2	1.98
(1,37)	1:A:104:ARG:N	2:B:75:ILE:HD13	2	1.98
(1,37)	1:A:104:ARG:N	2:B:75:ILE:HG12	2	1.98
(1,37)	1:A:104:ARG:N	2:B:75:ILE:HG13	2	1.98
(1,37)	1:A:104:ARG:N	2:B:75:ILE:HG21	2	1.98
(1,37)	1:A:104:ARG:N	2:B:75:ILE:HG22	2	1.98
(1,37)	1:A:104:ARG:N	2:B:75:ILE:HG23	2	1.98
(1,37)	1:A:104:ARG:N	2:B:75:ILE:N	2	1.98
(1,37)	1:A:104:ARG:N	2:B:75:ILE:O	2	1.98
(1,37)	1:A:104:ARG:N	2:B:77:ALA:C	2	1.98
(1,37)	1:A:104:ARG:N	2:B:77:ALA:CA	2	1.98
(1,37)	1:A:104:ARG:N	2:B:77:ALA:CB	2	1.98
(1,37)	1:A:104:ARG:N	2:B:77:ALA:H	2	1.98
(1,37)	1:A:104:ARG:N	2:B:77:ALA:HA	2	1.98

*Continued on next page...*



*Continued from previous page...*

Key	Atom-1	Atom-2	Model ID	Violation (Å)
(1,37)	1:A:104:ARG:N	2:B:77:ALA:HB1	2	1.98
(1,37)	1:A:104:ARG:N	2:B:77:ALA:HB2	2	1.98
(1,37)	1:A:104:ARG:N	2:B:77:ALA:HB3	2	1.98
(1,37)	1:A:104:ARG:N	2:B:77:ALA:N	2	1.98
(1,37)	1:A:104:ARG:N	2:B:77:ALA:O	2	1.98
(1,37)	1:A:104:ARG:N	2:B:78:GLY:C	2	1.98
(1,37)	1:A:104:ARG:N	2:B:78:GLY:CA	2	1.98
(1,37)	1:A:104:ARG:N	2:B:78:GLY:H	2	1.98
(1,37)	1:A:104:ARG:N	2:B:78:GLY:HA2	2	1.98
(1,37)	1:A:104:ARG:N	2:B:78:GLY:HA3	2	1.98
(1,37)	1:A:104:ARG:N	2:B:78:GLY:N	2	1.98
(1,37)	1:A:104:ARG:N	2:B:78:GLY:O	2	1.98
(1,37)	1:A:104:ARG:N	2:B:79:LYS:C	2	1.98
(1,37)	1:A:104:ARG:N	2:B:79:LYS:CA	2	1.98
(1,37)	1:A:104:ARG:N	2:B:79:LYS:CB	2	1.98
(1,37)	1:A:104:ARG:N	2:B:79:LYS:CD	2	1.98
(1,37)	1:A:104:ARG:N	2:B:79:LYS:CE	2	1.98
(1,37)	1:A:104:ARG:N	2:B:79:LYS:CG	2	1.98
(1,37)	1:A:104:ARG:N	2:B:79:LYS:H	2	1.98
(1,37)	1:A:104:ARG:N	2:B:79:LYS:HA	2	1.98
(1,37)	1:A:104:ARG:N	2:B:79:LYS:HB2	2	1.98
(1,37)	1:A:104:ARG:N	2:B:79:LYS:HB3	2	1.98
(1,37)	1:A:104:ARG:N	2:B:79:LYS:HD2	2	1.98
(1,37)	1:A:104:ARG:N	2:B:79:LYS:HD3	2	1.98
(1,37)	1:A:104:ARG:N	2:B:79:LYS:HE2	2	1.98
(1,37)	1:A:104:ARG:N	2:B:79:LYS:HE3	2	1.98
(1,37)	1:A:104:ARG:N	2:B:79:LYS:HG2	2	1.98
(1,37)	1:A:104:ARG:N	2:B:79:LYS:HG3	2	1.98
(1,37)	1:A:104:ARG:N	2:B:79:LYS:HZ1	2	1.98
(1,37)	1:A:104:ARG:N	2:B:79:LYS:HZ2	2	1.98
(1,37)	1:A:104:ARG:N	2:B:79:LYS:HZ3	2	1.98
(1,37)	1:A:104:ARG:N	2:B:79:LYS:N	2	1.98
(1,37)	1:A:104:ARG:N	2:B:79:LYS:NZ	2	1.98
(1,37)	1:A:104:ARG:N	2:B:79:LYS:O	2	1.98
(1,37)	1:A:104:ARG:N	2:B:80:ILE:C	2	1.98
(1,37)	1:A:104:ARG:N	2:B:80:ILE:CA	2	1.98
(1,37)	1:A:104:ARG:N	2:B:80:ILE:CB	2	1.98
(1,37)	1:A:104:ARG:N	2:B:80:ILE:CD1	2	1.98
(1,37)	1:A:104:ARG:N	2:B:80:ILE:CG1	2	1.98
(1,37)	1:A:104:ARG:N	2:B:80:ILE:CG2	2	1.98
(1,37)	1:A:104:ARG:N	2:B:80:ILE:H	2	1.98
(1,37)	1:A:104:ARG:N	2:B:80:ILE:HA	2	1.98

*Continued on next page...*

*Continued from previous page...*

Key	Atom-1	Atom-2	Model ID	Violation (Å)
(1,37)	1:A:104:ARG:N	2:B:80:ILE:HB	2	1.98
(1,37)	1:A:104:ARG:N	2:B:80:ILE:HD11	2	1.98
(1,37)	1:A:104:ARG:N	2:B:80:ILE:HD12	2	1.98
(1,37)	1:A:104:ARG:N	2:B:80:ILE:HD13	2	1.98
(1,37)	1:A:104:ARG:N	2:B:80:ILE:HG12	2	1.98
(1,37)	1:A:104:ARG:N	2:B:80:ILE:HG13	2	1.98
(1,37)	1:A:104:ARG:N	2:B:80:ILE:HG21	2	1.98
(1,37)	1:A:104:ARG:N	2:B:80:ILE:HG22	2	1.98
(1,37)	1:A:104:ARG:N	2:B:80:ILE:HG23	2	1.98
(1,37)	1:A:104:ARG:N	2:B:80:ILE:N	2	1.98
(1,37)	1:A:104:ARG:N	2:B:80:ILE:O	2	1.98
(1,37)	1:A:104:ARG:N	2:B:84:GLN:C	2	1.98
(1,37)	1:A:104:ARG:N	2:B:84:GLN:CA	2	1.98
(1,37)	1:A:104:ARG:N	2:B:84:GLN:CB	2	1.98
(1,37)	1:A:104:ARG:N	2:B:84:GLN:CD	2	1.98
(1,37)	1:A:104:ARG:N	2:B:84:GLN:CG	2	1.98
(1,37)	1:A:104:ARG:N	2:B:84:GLN:H	2	1.98
(1,37)	1:A:104:ARG:N	2:B:84:GLN:HA	2	1.98
(1,37)	1:A:104:ARG:N	2:B:84:GLN:HB2	2	1.98
(1,37)	1:A:104:ARG:N	2:B:84:GLN:HB3	2	1.98
(1,37)	1:A:104:ARG:N	2:B:84:GLN:HE21	2	1.98
(1,37)	1:A:104:ARG:N	2:B:84:GLN:HE22	2	1.98
(1,37)	1:A:104:ARG:N	2:B:84:GLN:HG2	2	1.98
(1,37)	1:A:104:ARG:N	2:B:84:GLN:HG3	2	1.98
(1,37)	1:A:104:ARG:N	2:B:84:GLN:N	2	1.98
(1,37)	1:A:104:ARG:N	2:B:84:GLN:NE2	2	1.98
(1,37)	1:A:104:ARG:N	2:B:84:GLN:O	2	1.98
(1,37)	1:A:104:ARG:N	2:B:84:GLN:OE1	2	1.98
(1,37)	1:A:104:ARG:N	2:B:97:THR:C	2	1.98
(1,37)	1:A:104:ARG:N	2:B:97:THR:CA	2	1.98
(1,37)	1:A:104:ARG:N	2:B:97:THR:CB	2	1.98
(1,37)	1:A:104:ARG:N	2:B:97:THR:CG2	2	1.98
(1,37)	1:A:104:ARG:N	2:B:97:THR:H	2	1.98
(1,37)	1:A:104:ARG:N	2:B:97:THR:HA	2	1.98
(1,37)	1:A:104:ARG:N	2:B:97:THR:HB	2	1.98
(1,37)	1:A:104:ARG:N	2:B:97:THR:HG1	2	1.98
(1,37)	1:A:104:ARG:N	2:B:97:THR:HG21	2	1.98
(1,37)	1:A:104:ARG:N	2:B:97:THR:HG22	2	1.98
(1,37)	1:A:104:ARG:N	2:B:97:THR:HG23	2	1.98
(1,37)	1:A:104:ARG:N	2:B:97:THR:N	2	1.98
(1,37)	1:A:104:ARG:N	2:B:97:THR:O	2	1.98
(1,37)	1:A:104:ARG:N	2:B:97:THR:OG1	2	1.98

*Continued on next page...*

*Continued from previous page...*

Key	Atom-1	Atom-2	Model ID	Violation (Å)
(1,37)	1:A:104:ARG:N	2:B:99:HIS:C	2	1.98
(1,37)	1:A:104:ARG:N	2:B:99:HIS:CA	2	1.98
(1,37)	1:A:104:ARG:N	2:B:99:HIS:CB	2	1.98
(1,37)	1:A:104:ARG:N	2:B:99:HIS:CD2	2	1.98
(1,37)	1:A:104:ARG:N	2:B:99:HIS:CE1	2	1.98
(1,37)	1:A:104:ARG:N	2:B:99:HIS:CG	2	1.98
(1,37)	1:A:104:ARG:N	2:B:99:HIS:H	2	1.98
(1,37)	1:A:104:ARG:N	2:B:99:HIS:HA	2	1.98
(1,37)	1:A:104:ARG:N	2:B:99:HIS:HB2	2	1.98
(1,37)	1:A:104:ARG:N	2:B:99:HIS:HB3	2	1.98
(1,37)	1:A:104:ARG:N	2:B:99:HIS:HD1	2	1.98
(1,37)	1:A:104:ARG:N	2:B:99:HIS:HD2	2	1.98
(1,37)	1:A:104:ARG:N	2:B:99:HIS:HE1	2	1.98
(1,37)	1:A:104:ARG:N	2:B:99:HIS:HE2	2	1.98
(1,37)	1:A:104:ARG:N	2:B:99:HIS:N	2	1.98
(1,37)	1:A:104:ARG:N	2:B:99:HIS:ND1	2	1.98
(1,37)	1:A:104:ARG:N	2:B:99:HIS:NE2	2	1.98
(1,37)	1:A:104:ARG:N	2:B:99:HIS:O	2	1.98
(1,37)	1:A:104:ARG:N	2:B:101:VAL:C	2	1.98
(1,37)	1:A:104:ARG:N	2:B:101:VAL:CA	2	1.98
(1,37)	1:A:104:ARG:N	2:B:101:VAL:CB	2	1.98
(1,37)	1:A:104:ARG:N	2:B:101:VAL:CG1	2	1.98
(1,37)	1:A:104:ARG:N	2:B:101:VAL:CG2	2	1.98
(1,37)	1:A:104:ARG:N	2:B:101:VAL:H	2	1.98
(1,37)	1:A:104:ARG:N	2:B:101:VAL:HA	2	1.98
(1,37)	1:A:104:ARG:N	2:B:101:VAL:HB	2	1.98
(1,37)	1:A:104:ARG:N	2:B:101:VAL:HG11	2	1.98
(1,37)	1:A:104:ARG:N	2:B:101:VAL:HG12	2	1.98
(1,37)	1:A:104:ARG:N	2:B:101:VAL:HG13	2	1.98
(1,37)	1:A:104:ARG:N	2:B:101:VAL:HG21	2	1.98
(1,37)	1:A:104:ARG:N	2:B:101:VAL:HG22	2	1.98
(1,37)	1:A:104:ARG:N	2:B:101:VAL:HG23	2	1.98
(1,37)	1:A:104:ARG:N	2:B:101:VAL:N	2	1.98
(1,37)	1:A:104:ARG:N	2:B:101:VAL:O	2	1.98
(1,37)	1:A:104:ARG:NE	2:B:75:ILE:C	2	1.98
(1,37)	1:A:104:ARG:NE	2:B:75:ILE:CA	2	1.98
(1,37)	1:A:104:ARG:NE	2:B:75:ILE:CB	2	1.98
(1,37)	1:A:104:ARG:NE	2:B:75:ILE:CD1	2	1.98
(1,37)	1:A:104:ARG:NE	2:B:75:ILE:CG1	2	1.98
(1,37)	1:A:104:ARG:NE	2:B:75:ILE:CG2	2	1.98
(1,37)	1:A:104:ARG:NE	2:B:75:ILE:H	2	1.98
(1,37)	1:A:104:ARG:NE	2:B:75:ILE:HA	2	1.98

*Continued on next page...*

*Continued from previous page...*

Key	Atom-1	Atom-2	Model ID	Violation (Å)
(1,37)	1:A:104:ARG:NE	2:B:75:ILE:HB	2	1.98
(1,37)	1:A:104:ARG:NE	2:B:75:ILE:HD11	2	1.98
(1,37)	1:A:104:ARG:NE	2:B:75:ILE:HD12	2	1.98
(1,37)	1:A:104:ARG:NE	2:B:75:ILE:HD13	2	1.98
(1,37)	1:A:104:ARG:NE	2:B:75:ILE:HG12	2	1.98
(1,37)	1:A:104:ARG:NE	2:B:75:ILE:HG13	2	1.98
(1,37)	1:A:104:ARG:NE	2:B:75:ILE:HG21	2	1.98
(1,37)	1:A:104:ARG:NE	2:B:75:ILE:HG22	2	1.98
(1,37)	1:A:104:ARG:NE	2:B:75:ILE:HG23	2	1.98
(1,37)	1:A:104:ARG:NE	2:B:75:ILE:N	2	1.98
(1,37)	1:A:104:ARG:NE	2:B:75:ILE:O	2	1.98
(1,37)	1:A:104:ARG:NE	2:B:77:ALA:C	2	1.98
(1,37)	1:A:104:ARG:NE	2:B:77:ALA:CA	2	1.98
(1,37)	1:A:104:ARG:NE	2:B:77:ALA:CB	2	1.98
(1,37)	1:A:104:ARG:NE	2:B:77:ALA:H	2	1.98
(1,37)	1:A:104:ARG:NE	2:B:77:ALA:HA	2	1.98
(1,37)	1:A:104:ARG:NE	2:B:77:ALA:HB1	2	1.98
(1,37)	1:A:104:ARG:NE	2:B:77:ALA:HB2	2	1.98
(1,37)	1:A:104:ARG:NE	2:B:77:ALA:HB3	2	1.98
(1,37)	1:A:104:ARG:NE	2:B:77:ALA:N	2	1.98
(1,37)	1:A:104:ARG:NE	2:B:77:ALA:O	2	1.98
(1,37)	1:A:104:ARG:NE	2:B:78:GLY:C	2	1.98
(1,37)	1:A:104:ARG:NE	2:B:78:GLY:CA	2	1.98
(1,37)	1:A:104:ARG:NE	2:B:78:GLY:H	2	1.98
(1,37)	1:A:104:ARG:NE	2:B:78:GLY:HA2	2	1.98
(1,37)	1:A:104:ARG:NE	2:B:78:GLY:HA3	2	1.98
(1,37)	1:A:104:ARG:NE	2:B:78:GLY:N	2	1.98
(1,37)	1:A:104:ARG:NE	2:B:78:GLY:O	2	1.98
(1,37)	1:A:104:ARG:NE	2:B:79:LYS:C	2	1.98
(1,37)	1:A:104:ARG:NE	2:B:79:LYS:CA	2	1.98
(1,37)	1:A:104:ARG:NE	2:B:79:LYS:CB	2	1.98
(1,37)	1:A:104:ARG:NE	2:B:79:LYS:CD	2	1.98
(1,37)	1:A:104:ARG:NE	2:B:79:LYS:CE	2	1.98
(1,37)	1:A:104:ARG:NE	2:B:79:LYS:CG	2	1.98
(1,37)	1:A:104:ARG:NE	2:B:79:LYS:H	2	1.98
(1,37)	1:A:104:ARG:NE	2:B:79:LYS:HA	2	1.98
(1,37)	1:A:104:ARG:NE	2:B:79:LYS:HB2	2	1.98
(1,37)	1:A:104:ARG:NE	2:B:79:LYS:HB3	2	1.98
(1,37)	1:A:104:ARG:NE	2:B:79:LYS:HD2	2	1.98
(1,37)	1:A:104:ARG:NE	2:B:79:LYS:HD3	2	1.98
(1,37)	1:A:104:ARG:NE	2:B:79:LYS:HE2	2	1.98
(1,37)	1:A:104:ARG:NE	2:B:79:LYS:HE3	2	1.98

*Continued on next page...*

Continued from previous page...

Key	Atom-1	Atom-2	Model ID	Violation (Å)
(1,37)	1:A:104:ARG:NE	2:B:79:LYS:HG2	2	1.98
(1,37)	1:A:104:ARG:NE	2:B:79:LYS:HG3	2	1.98
(1,37)	1:A:104:ARG:NE	2:B:79:LYS:HZ1	2	1.98
(1,37)	1:A:104:ARG:NE	2:B:79:LYS:HZ2	2	1.98
(1,37)	1:A:104:ARG:NE	2:B:79:LYS:HZ3	2	1.98
(1,37)	1:A:104:ARG:NE	2:B:79:LYS:N	2	1.98
(1,37)	1:A:104:ARG:NE	2:B:79:LYS:NZ	2	1.98
(1,37)	1:A:104:ARG:NE	2:B:79:LYS:O	2	1.98
(1,37)	1:A:104:ARG:NE	2:B:80:ILE:C	2	1.98
(1,37)	1:A:104:ARG:NE	2:B:80:ILE:CA	2	1.98
(1,37)	1:A:104:ARG:NE	2:B:80:ILE:CB	2	1.98
(1,37)	1:A:104:ARG:NE	2:B:80:ILE:CD1	2	1.98
(1,37)	1:A:104:ARG:NE	2:B:80:ILE:CG1	2	1.98
(1,37)	1:A:104:ARG:NE	2:B:80:ILE:CG2	2	1.98
(1,37)	1:A:104:ARG:NE	2:B:80:ILE:H	2	1.98
(1,37)	1:A:104:ARG:NE	2:B:80:ILE:HA	2	1.98
(1,37)	1:A:104:ARG:NE	2:B:80:ILE:HB	2	1.98
(1,37)	1:A:104:ARG:NE	2:B:80:ILE:HD11	2	1.98
(1,37)	1:A:104:ARG:NE	2:B:80:ILE:HD12	2	1.98
(1,37)	1:A:104:ARG:NE	2:B:80:ILE:HD13	2	1.98
(1,37)	1:A:104:ARG:NE	2:B:80:ILE:HG12	2	1.98
(1,37)	1:A:104:ARG:NE	2:B:80:ILE:HG13	2	1.98
(1,37)	1:A:104:ARG:NE	2:B:80:ILE:HG21	2	1.98
(1,37)	1:A:104:ARG:NE	2:B:80:ILE:HG22	2	1.98
(1,37)	1:A:104:ARG:NE	2:B:80:ILE:HG23	2	1.98
(1,37)	1:A:104:ARG:NE	2:B:80:ILE:N	2	1.98
(1,37)	1:A:104:ARG:NE	2:B:80:ILE:O	2	1.98
(1,37)	1:A:104:ARG:NE	2:B:84:GLN:C	2	1.98
(1,37)	1:A:104:ARG:NE	2:B:84:GLN:CA	2	1.98
(1,37)	1:A:104:ARG:NE	2:B:84:GLN:CB	2	1.98
(1,37)	1:A:104:ARG:NE	2:B:84:GLN:CD	2	1.98
(1,37)	1:A:104:ARG:NE	2:B:84:GLN:CG	2	1.98
(1,37)	1:A:104:ARG:NE	2:B:84:GLN:H	2	1.98
(1,37)	1:A:104:ARG:NE	2:B:84:GLN:HA	2	1.98
(1,37)	1:A:104:ARG:NE	2:B:84:GLN:HB2	2	1.98
(1,37)	1:A:104:ARG:NE	2:B:84:GLN:HB3	2	1.98
(1,37)	1:A:104:ARG:NE	2:B:84:GLN:HE21	2	1.98
(1,37)	1:A:104:ARG:NE	2:B:84:GLN:HE22	2	1.98
(1,37)	1:A:104:ARG:NE	2:B:84:GLN:HG2	2	1.98
(1,37)	1:A:104:ARG:NE	2:B:84:GLN:HG3	2	1.98
(1,37)	1:A:104:ARG:NE	2:B:84:GLN:N	2	1.98
(1,37)	1:A:104:ARG:NE	2:B:84:GLN:NE2	2	1.98

Continued on next page...

Continued from previous page...

Key	Atom-1	Atom-2	Model ID	Violation (Å)
(1,37)	1:A:104:ARG:NE	2:B:84:GLN:O	2	1.98
(1,37)	1:A:104:ARG:NE	2:B:84:GLN:OE1	2	1.98
(1,37)	1:A:104:ARG:NE	2:B:97:THR:C	2	1.98
(1,37)	1:A:104:ARG:NE	2:B:97:THR:CA	2	1.98
(1,37)	1:A:104:ARG:NE	2:B:97:THR:CB	2	1.98
(1,37)	1:A:104:ARG:NE	2:B:97:THR:CG2	2	1.98
(1,37)	1:A:104:ARG:NE	2:B:97:THR:H	2	1.98
(1,37)	1:A:104:ARG:NE	2:B:97:THR:HA	2	1.98
(1,37)	1:A:104:ARG:NE	2:B:97:THR:HB	2	1.98
(1,37)	1:A:104:ARG:NE	2:B:97:THR:HG1	2	1.98
(1,37)	1:A:104:ARG:NE	2:B:97:THR:HG21	2	1.98
(1,37)	1:A:104:ARG:NE	2:B:97:THR:HG22	2	1.98
(1,37)	1:A:104:ARG:NE	2:B:97:THR:HG23	2	1.98
(1,37)	1:A:104:ARG:NE	2:B:97:THR:N	2	1.98
(1,37)	1:A:104:ARG:NE	2:B:97:THR:O	2	1.98
(1,37)	1:A:104:ARG:NE	2:B:97:THR:OG1	2	1.98
(1,37)	1:A:104:ARG:NE	2:B:99:HIS:C	2	1.98
(1,37)	1:A:104:ARG:NE	2:B:99:HIS:CA	2	1.98
(1,37)	1:A:104:ARG:NE	2:B:99:HIS:CB	2	1.98
(1,37)	1:A:104:ARG:NE	2:B:99:HIS:CD2	2	1.98
(1,37)	1:A:104:ARG:NE	2:B:99:HIS:CE1	2	1.98
(1,37)	1:A:104:ARG:NE	2:B:99:HIS:CG	2	1.98
(1,37)	1:A:104:ARG:NE	2:B:99:HIS:H	2	1.98
(1,37)	1:A:104:ARG:NE	2:B:99:HIS:HA	2	1.98
(1,37)	1:A:104:ARG:NE	2:B:99:HIS:HB2	2	1.98
(1,37)	1:A:104:ARG:NE	2:B:99:HIS:HB3	2	1.98
(1,37)	1:A:104:ARG:NE	2:B:99:HIS:HD1	2	1.98
(1,37)	1:A:104:ARG:NE	2:B:99:HIS:HD2	2	1.98
(1,37)	1:A:104:ARG:NE	2:B:99:HIS:HE1	2	1.98
(1,37)	1:A:104:ARG:NE	2:B:99:HIS:HE2	2	1.98
(1,37)	1:A:104:ARG:NE	2:B:99:HIS:N	2	1.98
(1,37)	1:A:104:ARG:NE	2:B:99:HIS:ND1	2	1.98
(1,37)	1:A:104:ARG:NE	2:B:99:HIS:NE2	2	1.98
(1,37)	1:A:104:ARG:NE	2:B:99:HIS:O	2	1.98
(1,37)	1:A:104:ARG:NE	2:B:101:VAL:C	2	1.98
(1,37)	1:A:104:ARG:NE	2:B:101:VAL:CA	2	1.98
(1,37)	1:A:104:ARG:NE	2:B:101:VAL:CB	2	1.98
(1,37)	1:A:104:ARG:NE	2:B:101:VAL:CG1	2	1.98
(1,37)	1:A:104:ARG:NE	2:B:101:VAL:CG2	2	1.98
(1,37)	1:A:104:ARG:NE	2:B:101:VAL:H	2	1.98
(1,37)	1:A:104:ARG:NE	2:B:101:VAL:HA	2	1.98
(1,37)	1:A:104:ARG:NE	2:B:101:VAL:HB	2	1.98

Continued on next page...

*Continued from previous page...*

Key	Atom-1	Atom-2	Model ID	Violation (Å)
(1,37)	1:A:104:ARG:NE	2:B:101:VAL:HG11	2	1.98
(1,37)	1:A:104:ARG:NE	2:B:101:VAL:HG12	2	1.98
(1,37)	1:A:104:ARG:NE	2:B:101:VAL:HG13	2	1.98
(1,37)	1:A:104:ARG:NE	2:B:101:VAL:HG21	2	1.98
(1,37)	1:A:104:ARG:NE	2:B:101:VAL:HG22	2	1.98
(1,37)	1:A:104:ARG:NE	2:B:101:VAL:HG23	2	1.98
(1,37)	1:A:104:ARG:NE	2:B:101:VAL:N	2	1.98
(1,37)	1:A:104:ARG:NE	2:B:101:VAL:O	2	1.98
(1,37)	1:A:104:ARG:NH1	2:B:75:ILE:C	2	1.98
(1,37)	1:A:104:ARG:NH1	2:B:75:ILE:CA	2	1.98
(1,37)	1:A:104:ARG:NH1	2:B:75:ILE:CB	2	1.98
(1,37)	1:A:104:ARG:NH1	2:B:75:ILE:CD1	2	1.98
(1,37)	1:A:104:ARG:NH1	2:B:75:ILE:CG1	2	1.98
(1,37)	1:A:104:ARG:NH1	2:B:75:ILE:CG2	2	1.98
(1,37)	1:A:104:ARG:NH1	2:B:75:ILE:H	2	1.98
(1,37)	1:A:104:ARG:NH1	2:B:75:ILE:HA	2	1.98
(1,37)	1:A:104:ARG:NH1	2:B:75:ILE:HB	2	1.98
(1,37)	1:A:104:ARG:NH1	2:B:75:ILE:HD11	2	1.98
(1,37)	1:A:104:ARG:NH1	2:B:75:ILE:HD12	2	1.98
(1,37)	1:A:104:ARG:NH1	2:B:75:ILE:HD13	2	1.98
(1,37)	1:A:104:ARG:NH1	2:B:75:ILE:HG12	2	1.98
(1,37)	1:A:104:ARG:NH1	2:B:75:ILE:HG13	2	1.98
(1,37)	1:A:104:ARG:NH1	2:B:75:ILE:HG21	2	1.98
(1,37)	1:A:104:ARG:NH1	2:B:75:ILE:HG22	2	1.98
(1,37)	1:A:104:ARG:NH1	2:B:75:ILE:HG23	2	1.98
(1,37)	1:A:104:ARG:NH1	2:B:75:ILE:N	2	1.98
(1,37)	1:A:104:ARG:NH1	2:B:75:ILE:O	2	1.98
(1,37)	1:A:104:ARG:NH1	2:B:77:ALA:C	2	1.98
(1,37)	1:A:104:ARG:NH1	2:B:77:ALA:CA	2	1.98
(1,37)	1:A:104:ARG:NH1	2:B:77:ALA:CB	2	1.98
(1,37)	1:A:104:ARG:NH1	2:B:77:ALA:H	2	1.98
(1,37)	1:A:104:ARG:NH1	2:B:77:ALA:HA	2	1.98
(1,37)	1:A:104:ARG:NH1	2:B:77:ALA:HB1	2	1.98
(1,37)	1:A:104:ARG:NH1	2:B:77:ALA:HB2	2	1.98
(1,37)	1:A:104:ARG:NH1	2:B:77:ALA:HB3	2	1.98
(1,37)	1:A:104:ARG:NH1	2:B:77:ALA:N	2	1.98
(1,37)	1:A:104:ARG:NH1	2:B:77:ALA:O	2	1.98
(1,37)	1:A:104:ARG:NH1	2:B:78:GLY:C	2	1.98
(1,37)	1:A:104:ARG:NH1	2:B:78:GLY:CA	2	1.98
(1,37)	1:A:104:ARG:NH1	2:B:78:GLY:H	2	1.98
(1,37)	1:A:104:ARG:NH1	2:B:78:GLY:HA2	2	1.98
(1,37)	1:A:104:ARG:NH1	2:B:78:GLY:HA3	2	1.98

*Continued on next page...*

*Continued from previous page...*

Key	Atom-1	Atom-2	Model ID	Violation (Å)
(1,37)	1:A:104:ARG:NH1	2:B:78:GLY:N	2	1.98
(1,37)	1:A:104:ARG:NH1	2:B:78:GLY:O	2	1.98
(1,37)	1:A:104:ARG:NH1	2:B:79:LYS:C	2	1.98
(1,37)	1:A:104:ARG:NH1	2:B:79:LYS:CA	2	1.98
(1,37)	1:A:104:ARG:NH1	2:B:79:LYS:CB	2	1.98
(1,37)	1:A:104:ARG:NH1	2:B:79:LYS:CD	2	1.98
(1,37)	1:A:104:ARG:NH1	2:B:79:LYS:CE	2	1.98
(1,37)	1:A:104:ARG:NH1	2:B:79:LYS:CG	2	1.98
(1,37)	1:A:104:ARG:NH1	2:B:79:LYS:H	2	1.98
(1,37)	1:A:104:ARG:NH1	2:B:79:LYS:HA	2	1.98
(1,37)	1:A:104:ARG:NH1	2:B:79:LYS:HB2	2	1.98
(1,37)	1:A:104:ARG:NH1	2:B:79:LYS:HB3	2	1.98
(1,37)	1:A:104:ARG:NH1	2:B:79:LYS:HD2	2	1.98
(1,37)	1:A:104:ARG:NH1	2:B:79:LYS:HD3	2	1.98
(1,37)	1:A:104:ARG:NH1	2:B:79:LYS:HE2	2	1.98
(1,37)	1:A:104:ARG:NH1	2:B:79:LYS:HE3	2	1.98
(1,37)	1:A:104:ARG:NH1	2:B:79:LYS:HG2	2	1.98
(1,37)	1:A:104:ARG:NH1	2:B:79:LYS:HG3	2	1.98
(1,37)	1:A:104:ARG:NH1	2:B:79:LYS:HZ1	2	1.98
(1,37)	1:A:104:ARG:NH1	2:B:79:LYS:HZ2	2	1.98
(1,37)	1:A:104:ARG:NH1	2:B:79:LYS:HZ3	2	1.98
(1,37)	1:A:104:ARG:NH1	2:B:79:LYS:N	2	1.98
(1,37)	1:A:104:ARG:NH1	2:B:79:LYS:NZ	2	1.98
(1,37)	1:A:104:ARG:NH1	2:B:79:LYS:O	2	1.98
(1,37)	1:A:104:ARG:NH1	2:B:80:ILE:C	2	1.98
(1,37)	1:A:104:ARG:NH1	2:B:80:ILE:CA	2	1.98
(1,37)	1:A:104:ARG:NH1	2:B:80:ILE:CB	2	1.98
(1,37)	1:A:104:ARG:NH1	2:B:80:ILE:CD1	2	1.98
(1,37)	1:A:104:ARG:NH1	2:B:80:ILE:CG1	2	1.98
(1,37)	1:A:104:ARG:NH1	2:B:80:ILE:CG2	2	1.98
(1,37)	1:A:104:ARG:NH1	2:B:80:ILE:H	2	1.98
(1,37)	1:A:104:ARG:NH1	2:B:80:ILE:HA	2	1.98
(1,37)	1:A:104:ARG:NH1	2:B:80:ILE:HB	2	1.98
(1,37)	1:A:104:ARG:NH1	2:B:80:ILE:HD11	2	1.98
(1,37)	1:A:104:ARG:NH1	2:B:80:ILE:HD12	2	1.98
(1,37)	1:A:104:ARG:NH1	2:B:80:ILE:HD13	2	1.98
(1,37)	1:A:104:ARG:NH1	2:B:80:ILE:HG12	2	1.98
(1,37)	1:A:104:ARG:NH1	2:B:80:ILE:HG13	2	1.98
(1,37)	1:A:104:ARG:NH1	2:B:80:ILE:HG21	2	1.98
(1,37)	1:A:104:ARG:NH1	2:B:80:ILE:HG22	2	1.98
(1,37)	1:A:104:ARG:NH1	2:B:80:ILE:HG23	2	1.98
(1,37)	1:A:104:ARG:NH1	2:B:80:ILE:N	2	1.98

*Continued on next page...*



*Continued from previous page...*

Key	Atom-1	Atom-2	Model ID	Violation (Å)
(1,37)	1:A:104:ARG:NH1	2:B:80:ILE:O	2	1.98
(1,37)	1:A:104:ARG:NH1	2:B:84:GLN:C	2	1.98
(1,37)	1:A:104:ARG:NH1	2:B:84:GLN:CA	2	1.98
(1,37)	1:A:104:ARG:NH1	2:B:84:GLN:CB	2	1.98
(1,37)	1:A:104:ARG:NH1	2:B:84:GLN:CD	2	1.98
(1,37)	1:A:104:ARG:NH1	2:B:84:GLN:CG	2	1.98
(1,37)	1:A:104:ARG:NH1	2:B:84:GLN:H	2	1.98
(1,37)	1:A:104:ARG:NH1	2:B:84:GLN:HA	2	1.98
(1,37)	1:A:104:ARG:NH1	2:B:84:GLN:HB2	2	1.98
(1,37)	1:A:104:ARG:NH1	2:B:84:GLN:HB3	2	1.98
(1,37)	1:A:104:ARG:NH1	2:B:84:GLN:HE21	2	1.98
(1,37)	1:A:104:ARG:NH1	2:B:84:GLN:HE22	2	1.98
(1,37)	1:A:104:ARG:NH1	2:B:84:GLN:HG2	2	1.98
(1,37)	1:A:104:ARG:NH1	2:B:84:GLN:HG3	2	1.98
(1,37)	1:A:104:ARG:NH1	2:B:84:GLN:N	2	1.98
(1,37)	1:A:104:ARG:NH1	2:B:84:GLN:NE2	2	1.98
(1,37)	1:A:104:ARG:NH1	2:B:84:GLN:O	2	1.98
(1,37)	1:A:104:ARG:NH1	2:B:84:GLN:OE1	2	1.98
(1,37)	1:A:104:ARG:NH1	2:B:97:THR:C	2	1.98
(1,37)	1:A:104:ARG:NH1	2:B:97:THR:CA	2	1.98
(1,37)	1:A:104:ARG:NH1	2:B:97:THR:CB	2	1.98
(1,37)	1:A:104:ARG:NH1	2:B:97:THR:CG2	2	1.98
(1,37)	1:A:104:ARG:NH1	2:B:97:THR:H	2	1.98
(1,37)	1:A:104:ARG:NH1	2:B:97:THR:HA	2	1.98
(1,37)	1:A:104:ARG:NH1	2:B:97:THR:HB	2	1.98
(1,37)	1:A:104:ARG:NH1	2:B:97:THR:HG1	2	1.98
(1,37)	1:A:104:ARG:NH1	2:B:97:THR:HG21	2	1.98
(1,37)	1:A:104:ARG:NH1	2:B:97:THR:HG22	2	1.98
(1,37)	1:A:104:ARG:NH1	2:B:97:THR:HG23	2	1.98
(1,37)	1:A:104:ARG:NH1	2:B:97:THR:N	2	1.98
(1,37)	1:A:104:ARG:NH1	2:B:97:THR:O	2	1.98
(1,37)	1:A:104:ARG:NH1	2:B:97:THR:OG1	2	1.98
(1,37)	1:A:104:ARG:NH1	2:B:99:HIS:C	2	1.98
(1,37)	1:A:104:ARG:NH1	2:B:99:HIS:CA	2	1.98
(1,37)	1:A:104:ARG:NH1	2:B:99:HIS:CB	2	1.98
(1,37)	1:A:104:ARG:NH1	2:B:99:HIS:CD2	2	1.98
(1,37)	1:A:104:ARG:NH1	2:B:99:HIS:CE1	2	1.98
(1,37)	1:A:104:ARG:NH1	2:B:99:HIS:CG	2	1.98
(1,37)	1:A:104:ARG:NH1	2:B:99:HIS:H	2	1.98
(1,37)	1:A:104:ARG:NH1	2:B:99:HIS:HA	2	1.98
(1,37)	1:A:104:ARG:NH1	2:B:99:HIS:HB2	2	1.98
(1,37)	1:A:104:ARG:NH1	2:B:99:HIS:HB3	2	1.98

*Continued on next page...*

*Continued from previous page...*

Key	Atom-1	Atom-2	Model ID	Violation (Å)
(1,37)	1:A:104:ARG:NH1	2:B:99:HIS:HD1	2	1.98
(1,37)	1:A:104:ARG:NH1	2:B:99:HIS:HD2	2	1.98
(1,37)	1:A:104:ARG:NH1	2:B:99:HIS:HE1	2	1.98
(1,37)	1:A:104:ARG:NH1	2:B:99:HIS:HE2	2	1.98
(1,37)	1:A:104:ARG:NH1	2:B:99:HIS:N	2	1.98
(1,37)	1:A:104:ARG:NH1	2:B:99:HIS:ND1	2	1.98
(1,37)	1:A:104:ARG:NH1	2:B:99:HIS:NE2	2	1.98
(1,37)	1:A:104:ARG:NH1	2:B:99:HIS:O	2	1.98
(1,37)	1:A:104:ARG:NH1	2:B:101:VAL:C	2	1.98
(1,37)	1:A:104:ARG:NH1	2:B:101:VAL:CA	2	1.98
(1,37)	1:A:104:ARG:NH1	2:B:101:VAL:CB	2	1.98
(1,37)	1:A:104:ARG:NH1	2:B:101:VAL:CG1	2	1.98
(1,37)	1:A:104:ARG:NH1	2:B:101:VAL:CG2	2	1.98
(1,37)	1:A:104:ARG:NH1	2:B:101:VAL:H	2	1.98
(1,37)	1:A:104:ARG:NH1	2:B:101:VAL:HA	2	1.98
(1,37)	1:A:104:ARG:NH1	2:B:101:VAL:HB	2	1.98
(1,37)	1:A:104:ARG:NH1	2:B:101:VAL:HG11	2	1.98
(1,37)	1:A:104:ARG:NH1	2:B:101:VAL:HG12	2	1.98
(1,37)	1:A:104:ARG:NH1	2:B:101:VAL:HG13	2	1.98
(1,37)	1:A:104:ARG:NH1	2:B:101:VAL:HG21	2	1.98
(1,37)	1:A:104:ARG:NH1	2:B:101:VAL:HG22	2	1.98
(1,37)	1:A:104:ARG:NH1	2:B:101:VAL:HG23	2	1.98
(1,37)	1:A:104:ARG:NH1	2:B:101:VAL:N	2	1.98
(1,37)	1:A:104:ARG:NH1	2:B:101:VAL:O	2	1.98
(1,37)	1:A:104:ARG:NH2	2:B:75:ILE:C	2	1.98
(1,37)	1:A:104:ARG:NH2	2:B:75:ILE:CA	2	1.98
(1,37)	1:A:104:ARG:NH2	2:B:75:ILE:CB	2	1.98
(1,37)	1:A:104:ARG:NH2	2:B:75:ILE:CD1	2	1.98
(1,37)	1:A:104:ARG:NH2	2:B:75:ILE:CG1	2	1.98
(1,37)	1:A:104:ARG:NH2	2:B:75:ILE:CG2	2	1.98
(1,37)	1:A:104:ARG:NH2	2:B:75:ILE:H	2	1.98
(1,37)	1:A:104:ARG:NH2	2:B:75:ILE:HA	2	1.98
(1,37)	1:A:104:ARG:NH2	2:B:75:ILE:HB	2	1.98
(1,37)	1:A:104:ARG:NH2	2:B:75:ILE:HD11	2	1.98
(1,37)	1:A:104:ARG:NH2	2:B:75:ILE:HD12	2	1.98
(1,37)	1:A:104:ARG:NH2	2:B:75:ILE:HD13	2	1.98
(1,37)	1:A:104:ARG:NH2	2:B:75:ILE:HG12	2	1.98
(1,37)	1:A:104:ARG:NH2	2:B:75:ILE:HG13	2	1.98
(1,37)	1:A:104:ARG:NH2	2:B:75:ILE:HG21	2	1.98
(1,37)	1:A:104:ARG:NH2	2:B:75:ILE:HG22	2	1.98
(1,37)	1:A:104:ARG:NH2	2:B:75:ILE:HG23	2	1.98
(1,37)	1:A:104:ARG:NH2	2:B:75:ILE:N	2	1.98

*Continued on next page...*

*Continued from previous page...*

Key	Atom-1	Atom-2	Model ID	Violation (Å)
(1,37)	1:A:104:ARG:NH2	2:B:75:ILE:O	2	1.98
(1,37)	1:A:104:ARG:NH2	2:B:77:ALA:C	2	1.98
(1,37)	1:A:104:ARG:NH2	2:B:77:ALA:CA	2	1.98
(1,37)	1:A:104:ARG:NH2	2:B:77:ALA:CB	2	1.98
(1,37)	1:A:104:ARG:NH2	2:B:77:ALA:H	2	1.98
(1,37)	1:A:104:ARG:NH2	2:B:77:ALA:HA	2	1.98
(1,37)	1:A:104:ARG:NH2	2:B:77:ALA:HB1	2	1.98
(1,37)	1:A:104:ARG:NH2	2:B:77:ALA:HB2	2	1.98
(1,37)	1:A:104:ARG:NH2	2:B:77:ALA:HB3	2	1.98
(1,37)	1:A:104:ARG:NH2	2:B:77:ALA:N	2	1.98
(1,37)	1:A:104:ARG:NH2	2:B:77:ALA:O	2	1.98
(1,37)	1:A:104:ARG:NH2	2:B:78:GLY:C	2	1.98
(1,37)	1:A:104:ARG:NH2	2:B:78:GLY:CA	2	1.98
(1,37)	1:A:104:ARG:NH2	2:B:78:GLY:H	2	1.98
(1,37)	1:A:104:ARG:NH2	2:B:78:GLY:HA2	2	1.98
(1,37)	1:A:104:ARG:NH2	2:B:78:GLY:HA3	2	1.98
(1,37)	1:A:104:ARG:NH2	2:B:78:GLY:N	2	1.98
(1,37)	1:A:104:ARG:NH2	2:B:78:GLY:O	2	1.98
(1,37)	1:A:104:ARG:NH2	2:B:79:LYS:C	2	1.98
(1,37)	1:A:104:ARG:NH2	2:B:79:LYS:CA	2	1.98
(1,37)	1:A:104:ARG:NH2	2:B:79:LYS:CB	2	1.98
(1,37)	1:A:104:ARG:NH2	2:B:79:LYS:CD	2	1.98
(1,37)	1:A:104:ARG:NH2	2:B:79:LYS:CE	2	1.98
(1,37)	1:A:104:ARG:NH2	2:B:79:LYS:CG	2	1.98
(1,37)	1:A:104:ARG:NH2	2:B:79:LYS:H	2	1.98
(1,37)	1:A:104:ARG:NH2	2:B:79:LYS:HA	2	1.98
(1,37)	1:A:104:ARG:NH2	2:B:79:LYS:HB2	2	1.98
(1,37)	1:A:104:ARG:NH2	2:B:79:LYS:HB3	2	1.98
(1,37)	1:A:104:ARG:NH2	2:B:79:LYS:HD2	2	1.98
(1,37)	1:A:104:ARG:NH2	2:B:79:LYS:HD3	2	1.98
(1,37)	1:A:104:ARG:NH2	2:B:79:LYS:HE2	2	1.98
(1,37)	1:A:104:ARG:NH2	2:B:79:LYS:HE3	2	1.98
(1,37)	1:A:104:ARG:NH2	2:B:79:LYS:HG2	2	1.98
(1,37)	1:A:104:ARG:NH2	2:B:79:LYS:HG3	2	1.98
(1,37)	1:A:104:ARG:NH2	2:B:79:LYS:HZ1	2	1.98
(1,37)	1:A:104:ARG:NH2	2:B:79:LYS:HZ2	2	1.98
(1,37)	1:A:104:ARG:NH2	2:B:79:LYS:HZ3	2	1.98
(1,37)	1:A:104:ARG:NH2	2:B:79:LYS:N	2	1.98
(1,37)	1:A:104:ARG:NH2	2:B:79:LYS:NZ	2	1.98
(1,37)	1:A:104:ARG:NH2	2:B:79:LYS:O	2	1.98
(1,37)	1:A:104:ARG:NH2	2:B:80:ILE:C	2	1.98
(1,37)	1:A:104:ARG:NH2	2:B:80:ILE:CA	2	1.98

*Continued on next page...*

*Continued from previous page...*

Key	Atom-1	Atom-2	Model ID	Violation (Å)
(1,37)	1:A:104:ARG:NH2	2:B:80:ILE:CB	2	1.98
(1,37)	1:A:104:ARG:NH2	2:B:80:ILE:CD1	2	1.98
(1,37)	1:A:104:ARG:NH2	2:B:80:ILE:CG1	2	1.98
(1,37)	1:A:104:ARG:NH2	2:B:80:ILE:CG2	2	1.98
(1,37)	1:A:104:ARG:NH2	2:B:80:ILE:H	2	1.98
(1,37)	1:A:104:ARG:NH2	2:B:80:ILE:HA	2	1.98
(1,37)	1:A:104:ARG:NH2	2:B:80:ILE:HB	2	1.98
(1,37)	1:A:104:ARG:NH2	2:B:80:ILE:HD11	2	1.98
(1,37)	1:A:104:ARG:NH2	2:B:80:ILE:HD12	2	1.98
(1,37)	1:A:104:ARG:NH2	2:B:80:ILE:HD13	2	1.98
(1,37)	1:A:104:ARG:NH2	2:B:80:ILE:HG12	2	1.98
(1,37)	1:A:104:ARG:NH2	2:B:80:ILE:HG13	2	1.98
(1,37)	1:A:104:ARG:NH2	2:B:80:ILE:HG21	2	1.98
(1,37)	1:A:104:ARG:NH2	2:B:80:ILE:HG22	2	1.98
(1,37)	1:A:104:ARG:NH2	2:B:80:ILE:HG23	2	1.98
(1,37)	1:A:104:ARG:NH2	2:B:80:ILE:N	2	1.98
(1,37)	1:A:104:ARG:NH2	2:B:80:ILE:O	2	1.98
(1,37)	1:A:104:ARG:NH2	2:B:84:GLN:C	2	1.98
(1,37)	1:A:104:ARG:NH2	2:B:84:GLN:CA	2	1.98
(1,37)	1:A:104:ARG:NH2	2:B:84:GLN:CB	2	1.98
(1,37)	1:A:104:ARG:NH2	2:B:84:GLN:CD	2	1.98
(1,37)	1:A:104:ARG:NH2	2:B:84:GLN:CG	2	1.98
(1,37)	1:A:104:ARG:NH2	2:B:84:GLN:H	2	1.98
(1,37)	1:A:104:ARG:NH2	2:B:84:GLN:HA	2	1.98
(1,37)	1:A:104:ARG:NH2	2:B:84:GLN:HB2	2	1.98
(1,37)	1:A:104:ARG:NH2	2:B:84:GLN:HB3	2	1.98
(1,37)	1:A:104:ARG:NH2	2:B:84:GLN:HE21	2	1.98
(1,37)	1:A:104:ARG:NH2	2:B:84:GLN:HE22	2	1.98
(1,37)	1:A:104:ARG:NH2	2:B:84:GLN:HG2	2	1.98
(1,37)	1:A:104:ARG:NH2	2:B:84:GLN:HG3	2	1.98
(1,37)	1:A:104:ARG:NH2	2:B:84:GLN:N	2	1.98
(1,37)	1:A:104:ARG:NH2	2:B:84:GLN:NE2	2	1.98
(1,37)	1:A:104:ARG:NH2	2:B:84:GLN:O	2	1.98
(1,37)	1:A:104:ARG:NH2	2:B:84:GLN:OE1	2	1.98
(1,37)	1:A:104:ARG:NH2	2:B:97:THR:C	2	1.98
(1,37)	1:A:104:ARG:NH2	2:B:97:THR:CA	2	1.98
(1,37)	1:A:104:ARG:NH2	2:B:97:THR:CB	2	1.98
(1,37)	1:A:104:ARG:NH2	2:B:97:THR:CG2	2	1.98
(1,37)	1:A:104:ARG:NH2	2:B:97:THR:H	2	1.98
(1,37)	1:A:104:ARG:NH2	2:B:97:THR:HA	2	1.98
(1,37)	1:A:104:ARG:NH2	2:B:97:THR:HB	2	1.98
(1,37)	1:A:104:ARG:NH2	2:B:97:THR:HG1	2	1.98

*Continued on next page...*

*Continued from previous page...*

Key	Atom-1	Atom-2	Model ID	Violation (Å)
(1,37)	1:A:104:ARG:NH2	2:B:97:THR:HG21	2	1.98
(1,37)	1:A:104:ARG:NH2	2:B:97:THR:HG22	2	1.98
(1,37)	1:A:104:ARG:NH2	2:B:97:THR:HG23	2	1.98
(1,37)	1:A:104:ARG:NH2	2:B:97:THR:N	2	1.98
(1,37)	1:A:104:ARG:NH2	2:B:97:THR:O	2	1.98
(1,37)	1:A:104:ARG:NH2	2:B:97:THR:OG1	2	1.98
(1,37)	1:A:104:ARG:NH2	2:B:99:HIS:C	2	1.98
(1,37)	1:A:104:ARG:NH2	2:B:99:HIS:CA	2	1.98
(1,37)	1:A:104:ARG:NH2	2:B:99:HIS:CB	2	1.98
(1,37)	1:A:104:ARG:NH2	2:B:99:HIS:CD2	2	1.98
(1,37)	1:A:104:ARG:NH2	2:B:99:HIS:CE1	2	1.98
(1,37)	1:A:104:ARG:NH2	2:B:99:HIS:CG	2	1.98
(1,37)	1:A:104:ARG:NH2	2:B:99:HIS:H	2	1.98
(1,37)	1:A:104:ARG:NH2	2:B:99:HIS:HA	2	1.98
(1,37)	1:A:104:ARG:NH2	2:B:99:HIS:HB2	2	1.98
(1,37)	1:A:104:ARG:NH2	2:B:99:HIS:HB3	2	1.98
(1,37)	1:A:104:ARG:NH2	2:B:99:HIS:HD1	2	1.98
(1,37)	1:A:104:ARG:NH2	2:B:99:HIS:HD2	2	1.98
(1,37)	1:A:104:ARG:NH2	2:B:99:HIS:HE1	2	1.98
(1,37)	1:A:104:ARG:NH2	2:B:99:HIS:HE2	2	1.98
(1,37)	1:A:104:ARG:NH2	2:B:99:HIS:N	2	1.98
(1,37)	1:A:104:ARG:NH2	2:B:99:HIS:ND1	2	1.98
(1,37)	1:A:104:ARG:NH2	2:B:99:HIS:NE2	2	1.98
(1,37)	1:A:104:ARG:NH2	2:B:99:HIS:O	2	1.98
(1,37)	1:A:104:ARG:NH2	2:B:101:VAL:C	2	1.98
(1,37)	1:A:104:ARG:NH2	2:B:101:VAL:CA	2	1.98
(1,37)	1:A:104:ARG:NH2	2:B:101:VAL:CB	2	1.98
(1,37)	1:A:104:ARG:NH2	2:B:101:VAL:CG1	2	1.98
(1,37)	1:A:104:ARG:NH2	2:B:101:VAL:CG2	2	1.98
(1,37)	1:A:104:ARG:NH2	2:B:101:VAL:H	2	1.98
(1,37)	1:A:104:ARG:NH2	2:B:101:VAL:HA	2	1.98
(1,37)	1:A:104:ARG:NH2	2:B:101:VAL:HB	2	1.98
(1,37)	1:A:104:ARG:NH2	2:B:101:VAL:HG11	2	1.98
(1,37)	1:A:104:ARG:NH2	2:B:101:VAL:HG12	2	1.98
(1,37)	1:A:104:ARG:NH2	2:B:101:VAL:HG13	2	1.98
(1,37)	1:A:104:ARG:NH2	2:B:101:VAL:HG21	2	1.98
(1,37)	1:A:104:ARG:NH2	2:B:101:VAL:HG22	2	1.98
(1,37)	1:A:104:ARG:NH2	2:B:101:VAL:HG23	2	1.98
(1,37)	1:A:104:ARG:NH2	2:B:101:VAL:N	2	1.98
(1,37)	1:A:104:ARG:NH2	2:B:101:VAL:O	2	1.98
(1,37)	1:A:104:ARG:O	2:B:75:ILE:C	2	1.98
(1,37)	1:A:104:ARG:O	2:B:75:ILE:CA	2	1.98

*Continued on next page...*

*Continued from previous page...*

Key	Atom-1	Atom-2	Model ID	Violation (Å)
(1,37)	1:A:104:ARG:O	2:B:75:ILE:CB	2	1.98
(1,37)	1:A:104:ARG:O	2:B:75:ILE:CD1	2	1.98
(1,37)	1:A:104:ARG:O	2:B:75:ILE:CG1	2	1.98
(1,37)	1:A:104:ARG:O	2:B:75:ILE:CG2	2	1.98
(1,37)	1:A:104:ARG:O	2:B:75:ILE:H	2	1.98
(1,37)	1:A:104:ARG:O	2:B:75:ILE:HA	2	1.98
(1,37)	1:A:104:ARG:O	2:B:75:ILE:HB	2	1.98
(1,37)	1:A:104:ARG:O	2:B:75:ILE:HD11	2	1.98
(1,37)	1:A:104:ARG:O	2:B:75:ILE:HD12	2	1.98
(1,37)	1:A:104:ARG:O	2:B:75:ILE:HD13	2	1.98
(1,37)	1:A:104:ARG:O	2:B:75:ILE:HG12	2	1.98
(1,37)	1:A:104:ARG:O	2:B:75:ILE:HG13	2	1.98
(1,37)	1:A:104:ARG:O	2:B:75:ILE:HG21	2	1.98
(1,37)	1:A:104:ARG:O	2:B:75:ILE:HG22	2	1.98
(1,37)	1:A:104:ARG:O	2:B:75:ILE:HG23	2	1.98
(1,37)	1:A:104:ARG:O	2:B:75:ILE:N	2	1.98
(1,37)	1:A:104:ARG:O	2:B:75:ILE:O	2	1.98
(1,37)	1:A:104:ARG:O	2:B:77:ALA:C	2	1.98
(1,37)	1:A:104:ARG:O	2:B:77:ALA:CA	2	1.98
(1,37)	1:A:104:ARG:O	2:B:77:ALA:CB	2	1.98
(1,37)	1:A:104:ARG:O	2:B:77:ALA:H	2	1.98
(1,37)	1:A:104:ARG:O	2:B:77:ALA:HA	2	1.98
(1,37)	1:A:104:ARG:O	2:B:77:ALA:HB1	2	1.98
(1,37)	1:A:104:ARG:O	2:B:77:ALA:HB2	2	1.98
(1,37)	1:A:104:ARG:O	2:B:77:ALA:HB3	2	1.98
(1,37)	1:A:104:ARG:O	2:B:77:ALA:N	2	1.98
(1,37)	1:A:104:ARG:O	2:B:77:ALA:O	2	1.98
(1,37)	1:A:104:ARG:O	2:B:78:GLY:C	2	1.98
(1,37)	1:A:104:ARG:O	2:B:78:GLY:CA	2	1.98
(1,37)	1:A:104:ARG:O	2:B:78:GLY:H	2	1.98
(1,37)	1:A:104:ARG:O	2:B:78:GLY:HA2	2	1.98
(1,37)	1:A:104:ARG:O	2:B:78:GLY:HA3	2	1.98
(1,37)	1:A:104:ARG:O	2:B:78:GLY:N	2	1.98
(1,37)	1:A:104:ARG:O	2:B:78:GLY:O	2	1.98
(1,37)	1:A:104:ARG:O	2:B:79:LYS:C	2	1.98
(1,37)	1:A:104:ARG:O	2:B:79:LYS:CA	2	1.98
(1,37)	1:A:104:ARG:O	2:B:79:LYS:CB	2	1.98
(1,37)	1:A:104:ARG:O	2:B:79:LYS:CD	2	1.98
(1,37)	1:A:104:ARG:O	2:B:79:LYS:CE	2	1.98
(1,37)	1:A:104:ARG:O	2:B:79:LYS:CG	2	1.98
(1,37)	1:A:104:ARG:O	2:B:79:LYS:H	2	1.98
(1,37)	1:A:104:ARG:O	2:B:79:LYS:HA	2	1.98

*Continued on next page...*

*Continued from previous page...*

Key	Atom-1	Atom-2	Model ID	Violation (Å)
(1,37)	1:A:104:ARG:O	2:B:79:LYS:HB2	2	1.98
(1,37)	1:A:104:ARG:O	2:B:79:LYS:HB3	2	1.98
(1,37)	1:A:104:ARG:O	2:B:79:LYS:HD2	2	1.98
(1,37)	1:A:104:ARG:O	2:B:79:LYS:HD3	2	1.98
(1,37)	1:A:104:ARG:O	2:B:79:LYS:HE2	2	1.98
(1,37)	1:A:104:ARG:O	2:B:79:LYS:HE3	2	1.98
(1,37)	1:A:104:ARG:O	2:B:79:LYS:HG2	2	1.98
(1,37)	1:A:104:ARG:O	2:B:79:LYS:HG3	2	1.98
(1,37)	1:A:104:ARG:O	2:B:79:LYS:HZ1	2	1.98
(1,37)	1:A:104:ARG:O	2:B:79:LYS:HZ2	2	1.98
(1,37)	1:A:104:ARG:O	2:B:79:LYS:HZ3	2	1.98
(1,37)	1:A:104:ARG:O	2:B:79:LYS:N	2	1.98
(1,37)	1:A:104:ARG:O	2:B:79:LYS:NZ	2	1.98
(1,37)	1:A:104:ARG:O	2:B:79:LYS:O	2	1.98
(1,37)	1:A:104:ARG:O	2:B:80:ILE:C	2	1.98
(1,37)	1:A:104:ARG:O	2:B:80:ILE:CA	2	1.98
(1,37)	1:A:104:ARG:O	2:B:80:ILE:CB	2	1.98
(1,37)	1:A:104:ARG:O	2:B:80:ILE:CD1	2	1.98
(1,37)	1:A:104:ARG:O	2:B:80:ILE:CG1	2	1.98
(1,37)	1:A:104:ARG:O	2:B:80:ILE:CG2	2	1.98
(1,37)	1:A:104:ARG:O	2:B:80:ILE:H	2	1.98
(1,37)	1:A:104:ARG:O	2:B:80:ILE:HA	2	1.98
(1,37)	1:A:104:ARG:O	2:B:80:ILE:HB	2	1.98
(1,37)	1:A:104:ARG:O	2:B:80:ILE:HD11	2	1.98
(1,37)	1:A:104:ARG:O	2:B:80:ILE:HD12	2	1.98
(1,37)	1:A:104:ARG:O	2:B:80:ILE:HD13	2	1.98
(1,37)	1:A:104:ARG:O	2:B:80:ILE:HG12	2	1.98
(1,37)	1:A:104:ARG:O	2:B:80:ILE:HG13	2	1.98
(1,37)	1:A:104:ARG:O	2:B:80:ILE:HG21	2	1.98
(1,37)	1:A:104:ARG:O	2:B:80:ILE:HG22	2	1.98
(1,37)	1:A:104:ARG:O	2:B:80:ILE:HG23	2	1.98
(1,37)	1:A:104:ARG:O	2:B:80:ILE:N	2	1.98
(1,37)	1:A:104:ARG:O	2:B:80:ILE:O	2	1.98
(1,37)	1:A:104:ARG:O	2:B:84:GLN:C	2	1.98
(1,37)	1:A:104:ARG:O	2:B:84:GLN:CA	2	1.98
(1,37)	1:A:104:ARG:O	2:B:84:GLN:CB	2	1.98
(1,37)	1:A:104:ARG:O	2:B:84:GLN:CD	2	1.98
(1,37)	1:A:104:ARG:O	2:B:84:GLN:CG	2	1.98
(1,37)	1:A:104:ARG:O	2:B:84:GLN:H	2	1.98
(1,37)	1:A:104:ARG:O	2:B:84:GLN:HA	2	1.98
(1,37)	1:A:104:ARG:O	2:B:84:GLN:HB2	2	1.98
(1,37)	1:A:104:ARG:O	2:B:84:GLN:HB3	2	1.98

*Continued on next page...*

*Continued from previous page...*

Key	Atom-1	Atom-2	Model ID	Violation (Å)
(1,37)	1:A:104:ARG:O	2:B:84:GLN:HE21	2	1.98
(1,37)	1:A:104:ARG:O	2:B:84:GLN:HE22	2	1.98
(1,37)	1:A:104:ARG:O	2:B:84:GLN:HG2	2	1.98
(1,37)	1:A:104:ARG:O	2:B:84:GLN:HG3	2	1.98
(1,37)	1:A:104:ARG:O	2:B:84:GLN:N	2	1.98
(1,37)	1:A:104:ARG:O	2:B:84:GLN:NE2	2	1.98
(1,37)	1:A:104:ARG:O	2:B:84:GLN:O	2	1.98
(1,37)	1:A:104:ARG:O	2:B:84:GLN:OE1	2	1.98
(1,37)	1:A:104:ARG:O	2:B:97:THR:C	2	1.98
(1,37)	1:A:104:ARG:O	2:B:97:THR:CA	2	1.98
(1,37)	1:A:104:ARG:O	2:B:97:THR:CB	2	1.98
(1,37)	1:A:104:ARG:O	2:B:97:THR:CG2	2	1.98
(1,37)	1:A:104:ARG:O	2:B:97:THR:H	2	1.98
(1,37)	1:A:104:ARG:O	2:B:97:THR:HA	2	1.98
(1,37)	1:A:104:ARG:O	2:B:97:THR:HB	2	1.98
(1,37)	1:A:104:ARG:O	2:B:97:THR:HG1	2	1.98
(1,37)	1:A:104:ARG:O	2:B:97:THR:HG21	2	1.98
(1,37)	1:A:104:ARG:O	2:B:97:THR:HG22	2	1.98
(1,37)	1:A:104:ARG:O	2:B:97:THR:HG23	2	1.98
(1,37)	1:A:104:ARG:O	2:B:97:THR:N	2	1.98
(1,37)	1:A:104:ARG:O	2:B:97:THR:O	2	1.98
(1,37)	1:A:104:ARG:O	2:B:97:THR:OG1	2	1.98
(1,37)	1:A:104:ARG:O	2:B:99:HIS:C	2	1.98
(1,37)	1:A:104:ARG:O	2:B:99:HIS:CA	2	1.98
(1,37)	1:A:104:ARG:O	2:B:99:HIS:CB	2	1.98
(1,37)	1:A:104:ARG:O	2:B:99:HIS:CD2	2	1.98
(1,37)	1:A:104:ARG:O	2:B:99:HIS:CE1	2	1.98
(1,37)	1:A:104:ARG:O	2:B:99:HIS:CG	2	1.98
(1,37)	1:A:104:ARG:O	2:B:99:HIS:H	2	1.98
(1,37)	1:A:104:ARG:O	2:B:99:HIS:HA	2	1.98
(1,37)	1:A:104:ARG:O	2:B:99:HIS:HB2	2	1.98
(1,37)	1:A:104:ARG:O	2:B:99:HIS:HB3	2	1.98
(1,37)	1:A:104:ARG:O	2:B:99:HIS:HD1	2	1.98
(1,37)	1:A:104:ARG:O	2:B:99:HIS:HD2	2	1.98
(1,37)	1:A:104:ARG:O	2:B:99:HIS:HE1	2	1.98
(1,37)	1:A:104:ARG:O	2:B:99:HIS:HE2	2	1.98
(1,37)	1:A:104:ARG:O	2:B:99:HIS:N	2	1.98
(1,37)	1:A:104:ARG:O	2:B:99:HIS:ND1	2	1.98
(1,37)	1:A:104:ARG:O	2:B:99:HIS:NE2	2	1.98
(1,37)	1:A:104:ARG:O	2:B:99:HIS:O	2	1.98
(1,37)	1:A:104:ARG:O	2:B:101:VAL:C	2	1.98
(1,37)	1:A:104:ARG:O	2:B:101:VAL:CA	2	1.98

*Continued on next page...*



*Continued from previous page...*

Key	Atom-1	Atom-2	Model ID	Violation (Å)
(1,37)	1:A:104:ARG:O	2:B:101:VAL:CB	2	1.98
(1,37)	1:A:104:ARG:O	2:B:101:VAL:CG1	2	1.98
(1,37)	1:A:104:ARG:O	2:B:101:VAL:CG2	2	1.98
(1,37)	1:A:104:ARG:O	2:B:101:VAL:H	2	1.98
(1,37)	1:A:104:ARG:O	2:B:101:VAL:HA	2	1.98
(1,37)	1:A:104:ARG:O	2:B:101:VAL:HB	2	1.98
(1,37)	1:A:104:ARG:O	2:B:101:VAL:HG11	2	1.98
(1,37)	1:A:104:ARG:O	2:B:101:VAL:HG12	2	1.98
(1,37)	1:A:104:ARG:O	2:B:101:VAL:HG13	2	1.98
(1,37)	1:A:104:ARG:O	2:B:101:VAL:HG21	2	1.98
(1,37)	1:A:104:ARG:O	2:B:101:VAL:HG22	2	1.98
(1,37)	1:A:104:ARG:O	2:B:101:VAL:HG23	2	1.98
(1,37)	1:A:104:ARG:O	2:B:101:VAL:N	2	1.98
(1,37)	1:A:104:ARG:O	2:B:101:VAL:O	2	1.98
(1,37)	1:A:104:ARG:C	2:B:75:ILE:C	4	1.98
(1,37)	1:A:104:ARG:C	2:B:75:ILE:CA	4	1.98
(1,37)	1:A:104:ARG:C	2:B:75:ILE:CB	4	1.98
(1,37)	1:A:104:ARG:C	2:B:75:ILE:CD1	4	1.98
(1,37)	1:A:104:ARG:C	2:B:75:ILE:CG1	4	1.98
(1,37)	1:A:104:ARG:C	2:B:75:ILE:CG2	4	1.98
(1,37)	1:A:104:ARG:C	2:B:75:ILE:H	4	1.98
(1,37)	1:A:104:ARG:C	2:B:75:ILE:HA	4	1.98
(1,37)	1:A:104:ARG:C	2:B:75:ILE:HB	4	1.98
(1,37)	1:A:104:ARG:C	2:B:75:ILE:HD11	4	1.98
(1,37)	1:A:104:ARG:C	2:B:75:ILE:HD12	4	1.98
(1,37)	1:A:104:ARG:C	2:B:75:ILE:HD13	4	1.98
(1,37)	1:A:104:ARG:C	2:B:75:ILE:HG12	4	1.98
(1,37)	1:A:104:ARG:C	2:B:75:ILE:HG13	4	1.98
(1,37)	1:A:104:ARG:C	2:B:75:ILE:HG21	4	1.98
(1,37)	1:A:104:ARG:C	2:B:75:ILE:HG22	4	1.98
(1,37)	1:A:104:ARG:C	2:B:75:ILE:HG23	4	1.98
(1,37)	1:A:104:ARG:C	2:B:75:ILE:N	4	1.98
(1,37)	1:A:104:ARG:C	2:B:75:ILE:O	4	1.98
(1,37)	1:A:104:ARG:C	2:B:77:ALA:C	4	1.98
(1,37)	1:A:104:ARG:C	2:B:77:ALA:CA	4	1.98
(1,37)	1:A:104:ARG:C	2:B:77:ALA:CB	4	1.98
(1,37)	1:A:104:ARG:C	2:B:77:ALA:H	4	1.98
(1,37)	1:A:104:ARG:C	2:B:77:ALA:HA	4	1.98
(1,37)	1:A:104:ARG:C	2:B:77:ALA:HB1	4	1.98
(1,37)	1:A:104:ARG:C	2:B:77:ALA:HB2	4	1.98
(1,37)	1:A:104:ARG:C	2:B:77:ALA:HB3	4	1.98
(1,37)	1:A:104:ARG:C	2:B:77:ALA:N	4	1.98

*Continued on next page...*

*Continued from previous page...*

Key	Atom-1	Atom-2	Model ID	Violation (Å)
(1,37)	1:A:104:ARG:C	2:B:77:ALA:O	4	1.98
(1,37)	1:A:104:ARG:C	2:B:78:GLY:C	4	1.98
(1,37)	1:A:104:ARG:C	2:B:78:GLY:CA	4	1.98
(1,37)	1:A:104:ARG:C	2:B:78:GLY:H	4	1.98
(1,37)	1:A:104:ARG:C	2:B:78:GLY:HA2	4	1.98
(1,37)	1:A:104:ARG:C	2:B:78:GLY:HA3	4	1.98
(1,37)	1:A:104:ARG:C	2:B:78:GLY:N	4	1.98
(1,37)	1:A:104:ARG:C	2:B:78:GLY:O	4	1.98
(1,37)	1:A:104:ARG:C	2:B:79:LYS:C	4	1.98
(1,37)	1:A:104:ARG:C	2:B:79:LYS:CA	4	1.98
(1,37)	1:A:104:ARG:C	2:B:79:LYS:CB	4	1.98
(1,37)	1:A:104:ARG:C	2:B:79:LYS:CD	4	1.98
(1,37)	1:A:104:ARG:C	2:B:79:LYS:CE	4	1.98
(1,37)	1:A:104:ARG:C	2:B:79:LYS:CG	4	1.98
(1,37)	1:A:104:ARG:C	2:B:79:LYS:H	4	1.98
(1,37)	1:A:104:ARG:C	2:B:79:LYS:HA	4	1.98
(1,37)	1:A:104:ARG:C	2:B:79:LYS:HB2	4	1.98
(1,37)	1:A:104:ARG:C	2:B:79:LYS:HB3	4	1.98
(1,37)	1:A:104:ARG:C	2:B:79:LYS:HD2	4	1.98
(1,37)	1:A:104:ARG:C	2:B:79:LYS:HD3	4	1.98
(1,37)	1:A:104:ARG:C	2:B:79:LYS:HE2	4	1.98
(1,37)	1:A:104:ARG:C	2:B:79:LYS:HE3	4	1.98
(1,37)	1:A:104:ARG:C	2:B:79:LYS:HG2	4	1.98
(1,37)	1:A:104:ARG:C	2:B:79:LYS:HG3	4	1.98
(1,37)	1:A:104:ARG:C	2:B:79:LYS:HZ1	4	1.98
(1,37)	1:A:104:ARG:C	2:B:79:LYS:HZ2	4	1.98
(1,37)	1:A:104:ARG:C	2:B:79:LYS:HZ3	4	1.98
(1,37)	1:A:104:ARG:C	2:B:79:LYS:N	4	1.98
(1,37)	1:A:104:ARG:C	2:B:79:LYS:NZ	4	1.98
(1,37)	1:A:104:ARG:C	2:B:79:LYS:O	4	1.98
(1,37)	1:A:104:ARG:C	2:B:80:ILE:C	4	1.98
(1,37)	1:A:104:ARG:C	2:B:80:ILE:CA	4	1.98
(1,37)	1:A:104:ARG:C	2:B:80:ILE:CB	4	1.98
(1,37)	1:A:104:ARG:C	2:B:80:ILE:CD1	4	1.98
(1,37)	1:A:104:ARG:C	2:B:80:ILE:CG1	4	1.98
(1,37)	1:A:104:ARG:C	2:B:80:ILE:CG2	4	1.98
(1,37)	1:A:104:ARG:C	2:B:80:ILE:H	4	1.98
(1,37)	1:A:104:ARG:C	2:B:80:ILE:HA	4	1.98
(1,37)	1:A:104:ARG:C	2:B:80:ILE:HB	4	1.98
(1,37)	1:A:104:ARG:C	2:B:80:ILE:HD11	4	1.98
(1,37)	1:A:104:ARG:C	2:B:80:ILE:HD12	4	1.98
(1,37)	1:A:104:ARG:C	2:B:80:ILE:HD13	4	1.98

*Continued on next page...*

*Continued from previous page...*

Key	Atom-1	Atom-2	Model ID	Violation (Å)
(1,37)	1:A:104:ARG:C	2:B:80:ILE:HG12	4	1.98
(1,37)	1:A:104:ARG:C	2:B:80:ILE:HG13	4	1.98
(1,37)	1:A:104:ARG:C	2:B:80:ILE:HG21	4	1.98
(1,37)	1:A:104:ARG:C	2:B:80:ILE:HG22	4	1.98
(1,37)	1:A:104:ARG:C	2:B:80:ILE:HG23	4	1.98
(1,37)	1:A:104:ARG:C	2:B:80:ILE:N	4	1.98
(1,37)	1:A:104:ARG:C	2:B:80:ILE:O	4	1.98
(1,37)	1:A:104:ARG:C	2:B:84:GLN:C	4	1.98
(1,37)	1:A:104:ARG:C	2:B:84:GLN:CA	4	1.98
(1,37)	1:A:104:ARG:C	2:B:84:GLN:CB	4	1.98
(1,37)	1:A:104:ARG:C	2:B:84:GLN:CD	4	1.98
(1,37)	1:A:104:ARG:C	2:B:84:GLN:CG	4	1.98
(1,37)	1:A:104:ARG:C	2:B:84:GLN:H	4	1.98
(1,37)	1:A:104:ARG:C	2:B:84:GLN:HA	4	1.98
(1,37)	1:A:104:ARG:C	2:B:84:GLN:HB2	4	1.98
(1,37)	1:A:104:ARG:C	2:B:84:GLN:HB3	4	1.98
(1,37)	1:A:104:ARG:C	2:B:84:GLN:HE21	4	1.98
(1,37)	1:A:104:ARG:C	2:B:84:GLN:HE22	4	1.98
(1,37)	1:A:104:ARG:C	2:B:84:GLN:HG2	4	1.98
(1,37)	1:A:104:ARG:C	2:B:84:GLN:HG3	4	1.98
(1,37)	1:A:104:ARG:C	2:B:84:GLN:N	4	1.98
(1,37)	1:A:104:ARG:C	2:B:84:GLN:NE2	4	1.98
(1,37)	1:A:104:ARG:C	2:B:84:GLN:O	4	1.98
(1,37)	1:A:104:ARG:C	2:B:84:GLN:OE1	4	1.98
(1,37)	1:A:104:ARG:C	2:B:97:THR:C	4	1.98
(1,37)	1:A:104:ARG:C	2:B:97:THR:CA	4	1.98
(1,37)	1:A:104:ARG:C	2:B:97:THR:CB	4	1.98
(1,37)	1:A:104:ARG:C	2:B:97:THR:CG2	4	1.98
(1,37)	1:A:104:ARG:C	2:B:97:THR:H	4	1.98
(1,37)	1:A:104:ARG:C	2:B:97:THR:HA	4	1.98
(1,37)	1:A:104:ARG:C	2:B:97:THR:HB	4	1.98
(1,37)	1:A:104:ARG:C	2:B:97:THR:HG1	4	1.98
(1,37)	1:A:104:ARG:C	2:B:97:THR:HG21	4	1.98
(1,37)	1:A:104:ARG:C	2:B:97:THR:HG22	4	1.98
(1,37)	1:A:104:ARG:C	2:B:97:THR:HG23	4	1.98
(1,37)	1:A:104:ARG:C	2:B:97:THR:N	4	1.98
(1,37)	1:A:104:ARG:C	2:B:97:THR:O	4	1.98
(1,37)	1:A:104:ARG:C	2:B:97:THR:OG1	4	1.98
(1,37)	1:A:104:ARG:C	2:B:99:HIS:C	4	1.98
(1,37)	1:A:104:ARG:C	2:B:99:HIS:CA	4	1.98
(1,37)	1:A:104:ARG:C	2:B:99:HIS:CB	4	1.98
(1,37)	1:A:104:ARG:C	2:B:99:HIS:CD2	4	1.98

*Continued on next page...*

*Continued from previous page...*

Key	Atom-1	Atom-2	Model ID	Violation (Å)
(1,37)	1:A:104:ARG:C	2:B:99:HIS:CE1	4	1.98
(1,37)	1:A:104:ARG:C	2:B:99:HIS:CG	4	1.98
(1,37)	1:A:104:ARG:C	2:B:99:HIS:H	4	1.98
(1,37)	1:A:104:ARG:C	2:B:99:HIS:HA	4	1.98
(1,37)	1:A:104:ARG:C	2:B:99:HIS:HB2	4	1.98
(1,37)	1:A:104:ARG:C	2:B:99:HIS:HB3	4	1.98
(1,37)	1:A:104:ARG:C	2:B:99:HIS:HD1	4	1.98
(1,37)	1:A:104:ARG:C	2:B:99:HIS:HD2	4	1.98
(1,37)	1:A:104:ARG:C	2:B:99:HIS:HE1	4	1.98
(1,37)	1:A:104:ARG:C	2:B:99:HIS:HE2	4	1.98
(1,37)	1:A:104:ARG:C	2:B:99:HIS:N	4	1.98
(1,37)	1:A:104:ARG:C	2:B:99:HIS:ND1	4	1.98
(1,37)	1:A:104:ARG:C	2:B:99:HIS:NE2	4	1.98
(1,37)	1:A:104:ARG:C	2:B:99:HIS:O	4	1.98
(1,37)	1:A:104:ARG:C	2:B:101:VAL:C	4	1.98
(1,37)	1:A:104:ARG:C	2:B:101:VAL:CA	4	1.98
(1,37)	1:A:104:ARG:C	2:B:101:VAL:CB	4	1.98
(1,37)	1:A:104:ARG:C	2:B:101:VAL:CG1	4	1.98
(1,37)	1:A:104:ARG:C	2:B:101:VAL:CG2	4	1.98
(1,37)	1:A:104:ARG:C	2:B:101:VAL:H	4	1.98
(1,37)	1:A:104:ARG:C	2:B:101:VAL:HA	4	1.98
(1,37)	1:A:104:ARG:C	2:B:101:VAL:HB	4	1.98
(1,37)	1:A:104:ARG:C	2:B:101:VAL:HG11	4	1.98
(1,37)	1:A:104:ARG:C	2:B:101:VAL:HG12	4	1.98
(1,37)	1:A:104:ARG:C	2:B:101:VAL:HG13	4	1.98
(1,37)	1:A:104:ARG:C	2:B:101:VAL:HG21	4	1.98
(1,37)	1:A:104:ARG:C	2:B:101:VAL:HG22	4	1.98
(1,37)	1:A:104:ARG:C	2:B:101:VAL:HG23	4	1.98
(1,37)	1:A:104:ARG:C	2:B:101:VAL:N	4	1.98
(1,37)	1:A:104:ARG:C	2:B:101:VAL:O	4	1.98
(1,37)	1:A:104:ARG:CA	2:B:75:ILE:C	4	1.98
(1,37)	1:A:104:ARG:CA	2:B:75:ILE:CA	4	1.98
(1,37)	1:A:104:ARG:CA	2:B:75:ILE:CB	4	1.98
(1,37)	1:A:104:ARG:CA	2:B:75:ILE:CD1	4	1.98
(1,37)	1:A:104:ARG:CA	2:B:75:ILE:CG1	4	1.98
(1,37)	1:A:104:ARG:CA	2:B:75:ILE:CG2	4	1.98
(1,37)	1:A:104:ARG:CA	2:B:75:ILE:H	4	1.98
(1,37)	1:A:104:ARG:CA	2:B:75:ILE:HA	4	1.98
(1,37)	1:A:104:ARG:CA	2:B:75:ILE:HB	4	1.98
(1,37)	1:A:104:ARG:CA	2:B:75:ILE:HD11	4	1.98
(1,37)	1:A:104:ARG:CA	2:B:75:ILE:HD12	4	1.98
(1,37)	1:A:104:ARG:CA	2:B:75:ILE:HD13	4	1.98

*Continued on next page...*

*Continued from previous page...*

Key	Atom-1	Atom-2	Model ID	Violation (Å)
(1,37)	1:A:104:ARG:CA	2:B:75:ILE:HG12	4	1.98
(1,37)	1:A:104:ARG:CA	2:B:75:ILE:HG13	4	1.98
(1,37)	1:A:104:ARG:CA	2:B:75:ILE:HG21	4	1.98
(1,37)	1:A:104:ARG:CA	2:B:75:ILE:HG22	4	1.98
(1,37)	1:A:104:ARG:CA	2:B:75:ILE:HG23	4	1.98
(1,37)	1:A:104:ARG:CA	2:B:75:ILE:N	4	1.98
(1,37)	1:A:104:ARG:CA	2:B:75:ILE:O	4	1.98
(1,37)	1:A:104:ARG:CA	2:B:77:ALA:C	4	1.98
(1,37)	1:A:104:ARG:CA	2:B:77:ALA:CA	4	1.98
(1,37)	1:A:104:ARG:CA	2:B:77:ALA:CB	4	1.98
(1,37)	1:A:104:ARG:CA	2:B:77:ALA:H	4	1.98
(1,37)	1:A:104:ARG:CA	2:B:77:ALA:HA	4	1.98
(1,37)	1:A:104:ARG:CA	2:B:77:ALA:HB1	4	1.98
(1,37)	1:A:104:ARG:CA	2:B:77:ALA:HB2	4	1.98
(1,37)	1:A:104:ARG:CA	2:B:77:ALA:HB3	4	1.98
(1,37)	1:A:104:ARG:CA	2:B:77:ALA:N	4	1.98
(1,37)	1:A:104:ARG:CA	2:B:77:ALA:O	4	1.98
(1,37)	1:A:104:ARG:CA	2:B:78:GLY:C	4	1.98
(1,37)	1:A:104:ARG:CA	2:B:78:GLY:CA	4	1.98
(1,37)	1:A:104:ARG:CA	2:B:78:GLY:H	4	1.98
(1,37)	1:A:104:ARG:CA	2:B:78:GLY:HA2	4	1.98
(1,37)	1:A:104:ARG:CA	2:B:78:GLY:HA3	4	1.98
(1,37)	1:A:104:ARG:CA	2:B:78:GLY:N	4	1.98
(1,37)	1:A:104:ARG:CA	2:B:78:GLY:O	4	1.98
(1,37)	1:A:104:ARG:CA	2:B:79:LYS:C	4	1.98
(1,37)	1:A:104:ARG:CA	2:B:79:LYS:CA	4	1.98
(1,37)	1:A:104:ARG:CA	2:B:79:LYS:CB	4	1.98
(1,37)	1:A:104:ARG:CA	2:B:79:LYS:CD	4	1.98
(1,37)	1:A:104:ARG:CA	2:B:79:LYS:CE	4	1.98
(1,37)	1:A:104:ARG:CA	2:B:79:LYS:CG	4	1.98
(1,37)	1:A:104:ARG:CA	2:B:79:LYS:H	4	1.98
(1,37)	1:A:104:ARG:CA	2:B:79:LYS:HA	4	1.98
(1,37)	1:A:104:ARG:CA	2:B:79:LYS:HB2	4	1.98
(1,37)	1:A:104:ARG:CA	2:B:79:LYS:HB3	4	1.98
(1,37)	1:A:104:ARG:CA	2:B:79:LYS:HD2	4	1.98
(1,37)	1:A:104:ARG:CA	2:B:79:LYS:HD3	4	1.98
(1,37)	1:A:104:ARG:CA	2:B:79:LYS:HE2	4	1.98
(1,37)	1:A:104:ARG:CA	2:B:79:LYS:HE3	4	1.98
(1,37)	1:A:104:ARG:CA	2:B:79:LYS:HG2	4	1.98
(1,37)	1:A:104:ARG:CA	2:B:79:LYS:HG3	4	1.98
(1,37)	1:A:104:ARG:CA	2:B:79:LYS:HZ1	4	1.98
(1,37)	1:A:104:ARG:CA	2:B:79:LYS:HZ2	4	1.98

*Continued on next page...*

*Continued from previous page...*

Key	Atom-1	Atom-2	Model ID	Violation (Å)
(1,37)	1:A:104:ARG:CA	2:B:79:LYS:HZ3	4	1.98
(1,37)	1:A:104:ARG:CA	2:B:79:LYS:N	4	1.98
(1,37)	1:A:104:ARG:CA	2:B:79:LYS:NZ	4	1.98
(1,37)	1:A:104:ARG:CA	2:B:79:LYS:O	4	1.98
(1,37)	1:A:104:ARG:CA	2:B:80:ILE:C	4	1.98
(1,37)	1:A:104:ARG:CA	2:B:80:ILE:CA	4	1.98
(1,37)	1:A:104:ARG:CA	2:B:80:ILE:CB	4	1.98
(1,37)	1:A:104:ARG:CA	2:B:80:ILE:CD1	4	1.98
(1,37)	1:A:104:ARG:CA	2:B:80:ILE:CG1	4	1.98
(1,37)	1:A:104:ARG:CA	2:B:80:ILE:CG2	4	1.98
(1,37)	1:A:104:ARG:CA	2:B:80:ILE:H	4	1.98
(1,37)	1:A:104:ARG:CA	2:B:80:ILE:HA	4	1.98
(1,37)	1:A:104:ARG:CA	2:B:80:ILE:HB	4	1.98
(1,37)	1:A:104:ARG:CA	2:B:80:ILE:HD11	4	1.98
(1,37)	1:A:104:ARG:CA	2:B:80:ILE:HD12	4	1.98
(1,37)	1:A:104:ARG:CA	2:B:80:ILE:HD13	4	1.98
(1,37)	1:A:104:ARG:CA	2:B:80:ILE:HG12	4	1.98
(1,37)	1:A:104:ARG:CA	2:B:80:ILE:HG13	4	1.98
(1,37)	1:A:104:ARG:CA	2:B:80:ILE:HG21	4	1.98
(1,37)	1:A:104:ARG:CA	2:B:80:ILE:HG22	4	1.98
(1,37)	1:A:104:ARG:CA	2:B:80:ILE:HG23	4	1.98
(1,37)	1:A:104:ARG:CA	2:B:80:ILE:N	4	1.98
(1,37)	1:A:104:ARG:CA	2:B:80:ILE:O	4	1.98
(1,37)	1:A:104:ARG:CA	2:B:84:GLN:C	4	1.98
(1,37)	1:A:104:ARG:CA	2:B:84:GLN:CA	4	1.98
(1,37)	1:A:104:ARG:CA	2:B:84:GLN:CB	4	1.98
(1,37)	1:A:104:ARG:CA	2:B:84:GLN:CD	4	1.98
(1,37)	1:A:104:ARG:CA	2:B:84:GLN:CG	4	1.98
(1,37)	1:A:104:ARG:CA	2:B:84:GLN:H	4	1.98
(1,37)	1:A:104:ARG:CA	2:B:84:GLN:HA	4	1.98
(1,37)	1:A:104:ARG:CA	2:B:84:GLN:HB2	4	1.98
(1,37)	1:A:104:ARG:CA	2:B:84:GLN:HB3	4	1.98
(1,37)	1:A:104:ARG:CA	2:B:84:GLN:HE21	4	1.98
(1,37)	1:A:104:ARG:CA	2:B:84:GLN:HE22	4	1.98
(1,37)	1:A:104:ARG:CA	2:B:84:GLN:HG2	4	1.98
(1,37)	1:A:104:ARG:CA	2:B:84:GLN:HG3	4	1.98
(1,37)	1:A:104:ARG:CA	2:B:84:GLN:N	4	1.98
(1,37)	1:A:104:ARG:CA	2:B:84:GLN:NE2	4	1.98
(1,37)	1:A:104:ARG:CA	2:B:84:GLN:O	4	1.98
(1,37)	1:A:104:ARG:CA	2:B:84:GLN:OE1	4	1.98
(1,37)	1:A:104:ARG:CA	2:B:97:THR:C	4	1.98
(1,37)	1:A:104:ARG:CA	2:B:97:THR:CA	4	1.98

*Continued on next page...*

*Continued from previous page...*

Key	Atom-1	Atom-2	Model ID	Violation (Å)
(1,37)	1:A:104:ARG:CA	2:B:97:THR:CB	4	1.98
(1,37)	1:A:104:ARG:CA	2:B:97:THR:CG2	4	1.98
(1,37)	1:A:104:ARG:CA	2:B:97:THR:H	4	1.98
(1,37)	1:A:104:ARG:CA	2:B:97:THR:HA	4	1.98
(1,37)	1:A:104:ARG:CA	2:B:97:THR:HB	4	1.98
(1,37)	1:A:104:ARG:CA	2:B:97:THR:HG1	4	1.98
(1,37)	1:A:104:ARG:CA	2:B:97:THR:HG21	4	1.98
(1,37)	1:A:104:ARG:CA	2:B:97:THR:HG22	4	1.98
(1,37)	1:A:104:ARG:CA	2:B:97:THR:HG23	4	1.98
(1,37)	1:A:104:ARG:CA	2:B:97:THR:N	4	1.98
(1,37)	1:A:104:ARG:CA	2:B:97:THR:O	4	1.98
(1,37)	1:A:104:ARG:CA	2:B:97:THR:OG1	4	1.98
(1,37)	1:A:104:ARG:CA	2:B:99:HIS:C	4	1.98
(1,37)	1:A:104:ARG:CA	2:B:99:HIS:CA	4	1.98
(1,37)	1:A:104:ARG:CA	2:B:99:HIS:CB	4	1.98
(1,37)	1:A:104:ARG:CA	2:B:99:HIS:CD2	4	1.98
(1,37)	1:A:104:ARG:CA	2:B:99:HIS:CE1	4	1.98
(1,37)	1:A:104:ARG:CA	2:B:99:HIS:CG	4	1.98
(1,37)	1:A:104:ARG:CA	2:B:99:HIS:H	4	1.98
(1,37)	1:A:104:ARG:CA	2:B:99:HIS:HA	4	1.98
(1,37)	1:A:104:ARG:CA	2:B:99:HIS:HB2	4	1.98
(1,37)	1:A:104:ARG:CA	2:B:99:HIS:HB3	4	1.98
(1,37)	1:A:104:ARG:CA	2:B:99:HIS:HD1	4	1.98
(1,37)	1:A:104:ARG:CA	2:B:99:HIS:HD2	4	1.98
(1,37)	1:A:104:ARG:CA	2:B:99:HIS:HE1	4	1.98
(1,37)	1:A:104:ARG:CA	2:B:99:HIS:HE2	4	1.98
(1,37)	1:A:104:ARG:CA	2:B:99:HIS:N	4	1.98
(1,37)	1:A:104:ARG:CA	2:B:99:HIS:ND1	4	1.98
(1,37)	1:A:104:ARG:CA	2:B:99:HIS:NE2	4	1.98
(1,37)	1:A:104:ARG:CA	2:B:99:HIS:O	4	1.98
(1,37)	1:A:104:ARG:CA	2:B:101:VAL:C	4	1.98
(1,37)	1:A:104:ARG:CA	2:B:101:VAL:CA	4	1.98
(1,37)	1:A:104:ARG:CA	2:B:101:VAL:CB	4	1.98
(1,37)	1:A:104:ARG:CA	2:B:101:VAL:CG1	4	1.98
(1,37)	1:A:104:ARG:CA	2:B:101:VAL:CG2	4	1.98
(1,37)	1:A:104:ARG:CA	2:B:101:VAL:H	4	1.98
(1,37)	1:A:104:ARG:CA	2:B:101:VAL:HA	4	1.98
(1,37)	1:A:104:ARG:CA	2:B:101:VAL:HB	4	1.98
(1,37)	1:A:104:ARG:CA	2:B:101:VAL:HG11	4	1.98
(1,37)	1:A:104:ARG:CA	2:B:101:VAL:HG12	4	1.98
(1,37)	1:A:104:ARG:CA	2:B:101:VAL:HG13	4	1.98
(1,37)	1:A:104:ARG:CA	2:B:101:VAL:HG21	4	1.98

*Continued on next page...*

*Continued from previous page...*

Key	Atom-1	Atom-2	Model ID	Violation (Å)
(1,37)	1:A:104:ARG:CA	2:B:101:VAL:HG22	4	1.98
(1,37)	1:A:104:ARG:CA	2:B:101:VAL:HG23	4	1.98
(1,37)	1:A:104:ARG:CA	2:B:101:VAL:N	4	1.98
(1,37)	1:A:104:ARG:CA	2:B:101:VAL:O	4	1.98
(1,37)	1:A:104:ARG:CB	2:B:75:ILE:C	4	1.98
(1,37)	1:A:104:ARG:CB	2:B:75:ILE:CA	4	1.98
(1,37)	1:A:104:ARG:CB	2:B:75:ILE:CB	4	1.98
(1,37)	1:A:104:ARG:CB	2:B:75:ILE:CD1	4	1.98
(1,37)	1:A:104:ARG:CB	2:B:75:ILE:CG1	4	1.98
(1,37)	1:A:104:ARG:CB	2:B:75:ILE:CG2	4	1.98
(1,37)	1:A:104:ARG:CB	2:B:75:ILE:H	4	1.98
(1,37)	1:A:104:ARG:CB	2:B:75:ILE:HA	4	1.98
(1,37)	1:A:104:ARG:CB	2:B:75:ILE:HB	4	1.98
(1,37)	1:A:104:ARG:CB	2:B:75:ILE:HD11	4	1.98
(1,37)	1:A:104:ARG:CB	2:B:75:ILE:HD12	4	1.98
(1,37)	1:A:104:ARG:CB	2:B:75:ILE:HD13	4	1.98
(1,37)	1:A:104:ARG:CB	2:B:75:ILE:HG12	4	1.98
(1,37)	1:A:104:ARG:CB	2:B:75:ILE:HG13	4	1.98
(1,37)	1:A:104:ARG:CB	2:B:75:ILE:HG21	4	1.98
(1,37)	1:A:104:ARG:CB	2:B:75:ILE:HG22	4	1.98
(1,37)	1:A:104:ARG:CB	2:B:75:ILE:HG23	4	1.98
(1,37)	1:A:104:ARG:CB	2:B:75:ILE:N	4	1.98
(1,37)	1:A:104:ARG:CB	2:B:75:ILE:O	4	1.98
(1,37)	1:A:104:ARG:CB	2:B:77:ALA:C	4	1.98
(1,37)	1:A:104:ARG:CB	2:B:77:ALA:CA	4	1.98
(1,37)	1:A:104:ARG:CB	2:B:77:ALA:CB	4	1.98
(1,37)	1:A:104:ARG:CB	2:B:77:ALA:H	4	1.98
(1,37)	1:A:104:ARG:CB	2:B:77:ALA:HA	4	1.98
(1,37)	1:A:104:ARG:CB	2:B:77:ALA:HB1	4	1.98
(1,37)	1:A:104:ARG:CB	2:B:77:ALA:HB2	4	1.98
(1,37)	1:A:104:ARG:CB	2:B:77:ALA:HB3	4	1.98
(1,37)	1:A:104:ARG:CB	2:B:77:ALA:N	4	1.98
(1,37)	1:A:104:ARG:CB	2:B:77:ALA:O	4	1.98
(1,37)	1:A:104:ARG:CB	2:B:78:GLY:C	4	1.98
(1,37)	1:A:104:ARG:CB	2:B:78:GLY:CA	4	1.98
(1,37)	1:A:104:ARG:CB	2:B:78:GLY:H	4	1.98
(1,37)	1:A:104:ARG:CB	2:B:78:GLY:HA2	4	1.98
(1,37)	1:A:104:ARG:CB	2:B:78:GLY:HA3	4	1.98
(1,37)	1:A:104:ARG:CB	2:B:78:GLY:N	4	1.98
(1,37)	1:A:104:ARG:CB	2:B:78:GLY:O	4	1.98
(1,37)	1:A:104:ARG:CB	2:B:79:LYS:C	4	1.98
(1,37)	1:A:104:ARG:CB	2:B:79:LYS:CA	4	1.98

*Continued on next page...*



*Continued from previous page...*

Key	Atom-1	Atom-2	Model ID	Violation (Å)
(1,37)	1:A:104:ARG:CB	2:B:79:LYS:CB	4	1.98
(1,37)	1:A:104:ARG:CB	2:B:79:LYS:CD	4	1.98
(1,37)	1:A:104:ARG:CB	2:B:79:LYS:CE	4	1.98
(1,37)	1:A:104:ARG:CB	2:B:79:LYS:CG	4	1.98
(1,37)	1:A:104:ARG:CB	2:B:79:LYS:H	4	1.98
(1,37)	1:A:104:ARG:CB	2:B:79:LYS:HA	4	1.98
(1,37)	1:A:104:ARG:CB	2:B:79:LYS:HB2	4	1.98
(1,37)	1:A:104:ARG:CB	2:B:79:LYS:HB3	4	1.98
(1,37)	1:A:104:ARG:CB	2:B:79:LYS:HD2	4	1.98
(1,37)	1:A:104:ARG:CB	2:B:79:LYS:HD3	4	1.98
(1,37)	1:A:104:ARG:CB	2:B:79:LYS:HE2	4	1.98
(1,37)	1:A:104:ARG:CB	2:B:79:LYS:HE3	4	1.98
(1,37)	1:A:104:ARG:CB	2:B:79:LYS:HG2	4	1.98
(1,37)	1:A:104:ARG:CB	2:B:79:LYS:HG3	4	1.98
(1,37)	1:A:104:ARG:CB	2:B:79:LYS:HZ1	4	1.98
(1,37)	1:A:104:ARG:CB	2:B:79:LYS:HZ2	4	1.98
(1,37)	1:A:104:ARG:CB	2:B:79:LYS:HZ3	4	1.98
(1,37)	1:A:104:ARG:CB	2:B:79:LYS:N	4	1.98
(1,37)	1:A:104:ARG:CB	2:B:79:LYS:NZ	4	1.98
(1,37)	1:A:104:ARG:CB	2:B:79:LYS:O	4	1.98
(1,37)	1:A:104:ARG:CB	2:B:80:ILE:C	4	1.98
(1,37)	1:A:104:ARG:CB	2:B:80:ILE:CA	4	1.98
(1,37)	1:A:104:ARG:CB	2:B:80:ILE:CB	4	1.98
(1,37)	1:A:104:ARG:CB	2:B:80:ILE:CD1	4	1.98
(1,37)	1:A:104:ARG:CB	2:B:80:ILE:CG1	4	1.98
(1,37)	1:A:104:ARG:CB	2:B:80:ILE:CG2	4	1.98
(1,37)	1:A:104:ARG:CB	2:B:80:ILE:H	4	1.98
(1,37)	1:A:104:ARG:CB	2:B:80:ILE:HA	4	1.98
(1,37)	1:A:104:ARG:CB	2:B:80:ILE:HB	4	1.98
(1,37)	1:A:104:ARG:CB	2:B:80:ILE:HD11	4	1.98
(1,37)	1:A:104:ARG:CB	2:B:80:ILE:HD12	4	1.98
(1,37)	1:A:104:ARG:CB	2:B:80:ILE:HD13	4	1.98
(1,37)	1:A:104:ARG:CB	2:B:80:ILE:HG12	4	1.98
(1,37)	1:A:104:ARG:CB	2:B:80:ILE:HG13	4	1.98
(1,37)	1:A:104:ARG:CB	2:B:80:ILE:HG21	4	1.98
(1,37)	1:A:104:ARG:CB	2:B:80:ILE:HG22	4	1.98
(1,37)	1:A:104:ARG:CB	2:B:80:ILE:HG23	4	1.98
(1,37)	1:A:104:ARG:CB	2:B:80:ILE:N	4	1.98
(1,37)	1:A:104:ARG:CB	2:B:80:ILE:O	4	1.98
(1,37)	1:A:104:ARG:CB	2:B:84:GLN:C	4	1.98
(1,37)	1:A:104:ARG:CB	2:B:84:GLN:CA	4	1.98
(1,37)	1:A:104:ARG:CB	2:B:84:GLN:CB	4	1.98

*Continued on next page...*

*Continued from previous page...*

Key	Atom-1	Atom-2	Model ID	Violation (Å)
(1,37)	1:A:104:ARG:CB	2:B:84:GLN:CD	4	1.98
(1,37)	1:A:104:ARG:CB	2:B:84:GLN:CG	4	1.98
(1,37)	1:A:104:ARG:CB	2:B:84:GLN:H	4	1.98
(1,37)	1:A:104:ARG:CB	2:B:84:GLN:HA	4	1.98
(1,37)	1:A:104:ARG:CB	2:B:84:GLN:HB2	4	1.98
(1,37)	1:A:104:ARG:CB	2:B:84:GLN:HB3	4	1.98
(1,37)	1:A:104:ARG:CB	2:B:84:GLN:HE21	4	1.98
(1,37)	1:A:104:ARG:CB	2:B:84:GLN:HE22	4	1.98
(1,37)	1:A:104:ARG:CB	2:B:84:GLN:HG2	4	1.98
(1,37)	1:A:104:ARG:CB	2:B:84:GLN:HG3	4	1.98
(1,37)	1:A:104:ARG:CB	2:B:84:GLN:N	4	1.98
(1,37)	1:A:104:ARG:CB	2:B:84:GLN:NE2	4	1.98
(1,37)	1:A:104:ARG:CB	2:B:84:GLN:O	4	1.98
(1,37)	1:A:104:ARG:CB	2:B:84:GLN:OE1	4	1.98
(1,37)	1:A:104:ARG:CB	2:B:97:THR:C	4	1.98
(1,37)	1:A:104:ARG:CB	2:B:97:THR:CA	4	1.98
(1,37)	1:A:104:ARG:CB	2:B:97:THR:CB	4	1.98
(1,37)	1:A:104:ARG:CB	2:B:97:THR:CG2	4	1.98
(1,37)	1:A:104:ARG:CB	2:B:97:THR:H	4	1.98
(1,37)	1:A:104:ARG:CB	2:B:97:THR:HA	4	1.98
(1,37)	1:A:104:ARG:CB	2:B:97:THR:HB	4	1.98
(1,37)	1:A:104:ARG:CB	2:B:97:THR:HG1	4	1.98
(1,37)	1:A:104:ARG:CB	2:B:97:THR:HG21	4	1.98
(1,37)	1:A:104:ARG:CB	2:B:97:THR:HG22	4	1.98
(1,37)	1:A:104:ARG:CB	2:B:97:THR:HG23	4	1.98
(1,37)	1:A:104:ARG:CB	2:B:97:THR:N	4	1.98
(1,37)	1:A:104:ARG:CB	2:B:97:THR:O	4	1.98
(1,37)	1:A:104:ARG:CB	2:B:97:THR:OG1	4	1.98
(1,37)	1:A:104:ARG:CB	2:B:99:HIS:C	4	1.98
(1,37)	1:A:104:ARG:CB	2:B:99:HIS:CA	4	1.98
(1,37)	1:A:104:ARG:CB	2:B:99:HIS:CB	4	1.98
(1,37)	1:A:104:ARG:CB	2:B:99:HIS:CD2	4	1.98
(1,37)	1:A:104:ARG:CB	2:B:99:HIS:CE1	4	1.98
(1,37)	1:A:104:ARG:CB	2:B:99:HIS:CG	4	1.98
(1,37)	1:A:104:ARG:CB	2:B:99:HIS:H	4	1.98
(1,37)	1:A:104:ARG:CB	2:B:99:HIS:HA	4	1.98
(1,37)	1:A:104:ARG:CB	2:B:99:HIS:HB2	4	1.98
(1,37)	1:A:104:ARG:CB	2:B:99:HIS:HB3	4	1.98
(1,37)	1:A:104:ARG:CB	2:B:99:HIS:HD1	4	1.98
(1,37)	1:A:104:ARG:CB	2:B:99:HIS:HD2	4	1.98
(1,37)	1:A:104:ARG:CB	2:B:99:HIS:HE1	4	1.98
(1,37)	1:A:104:ARG:CB	2:B:99:HIS:HE2	4	1.98

*Continued on next page...*

*Continued from previous page...*

Key	Atom-1	Atom-2	Model ID	Violation (Å)
(1,37)	1:A:104:ARG:CB	2:B:99:HIS:N	4	1.98
(1,37)	1:A:104:ARG:CB	2:B:99:HIS:ND1	4	1.98
(1,37)	1:A:104:ARG:CB	2:B:99:HIS:NE2	4	1.98
(1,37)	1:A:104:ARG:CB	2:B:99:HIS:O	4	1.98
(1,37)	1:A:104:ARG:CB	2:B:101:VAL:C	4	1.98
(1,37)	1:A:104:ARG:CB	2:B:101:VAL:CA	4	1.98
(1,37)	1:A:104:ARG:CB	2:B:101:VAL:CB	4	1.98
(1,37)	1:A:104:ARG:CB	2:B:101:VAL:CG1	4	1.98
(1,37)	1:A:104:ARG:CB	2:B:101:VAL:CG2	4	1.98
(1,37)	1:A:104:ARG:CB	2:B:101:VAL:H	4	1.98
(1,37)	1:A:104:ARG:CB	2:B:101:VAL:HA	4	1.98
(1,37)	1:A:104:ARG:CB	2:B:101:VAL:HB	4	1.98
(1,37)	1:A:104:ARG:CB	2:B:101:VAL:HG11	4	1.98
(1,37)	1:A:104:ARG:CB	2:B:101:VAL:HG12	4	1.98
(1,37)	1:A:104:ARG:CB	2:B:101:VAL:HG13	4	1.98
(1,37)	1:A:104:ARG:CB	2:B:101:VAL:HG21	4	1.98
(1,37)	1:A:104:ARG:CB	2:B:101:VAL:HG22	4	1.98
(1,37)	1:A:104:ARG:CB	2:B:101:VAL:HG23	4	1.98
(1,37)	1:A:104:ARG:CB	2:B:101:VAL:N	4	1.98
(1,37)	1:A:104:ARG:CB	2:B:101:VAL:O	4	1.98
(1,37)	1:A:104:ARG:CD	2:B:75:ILE:C	4	1.98
(1,37)	1:A:104:ARG:CD	2:B:75:ILE:CA	4	1.98
(1,37)	1:A:104:ARG:CD	2:B:75:ILE:CB	4	1.98
(1,37)	1:A:104:ARG:CD	2:B:75:ILE:CD1	4	1.98
(1,37)	1:A:104:ARG:CD	2:B:75:ILE:CG1	4	1.98
(1,37)	1:A:104:ARG:CD	2:B:75:ILE:CG2	4	1.98
(1,37)	1:A:104:ARG:CD	2:B:75:ILE:H	4	1.98
(1,37)	1:A:104:ARG:CD	2:B:75:ILE:HA	4	1.98
(1,37)	1:A:104:ARG:CD	2:B:75:ILE:HB	4	1.98
(1,37)	1:A:104:ARG:CD	2:B:75:ILE:HD11	4	1.98
(1,37)	1:A:104:ARG:CD	2:B:75:ILE:HD12	4	1.98
(1,37)	1:A:104:ARG:CD	2:B:75:ILE:HD13	4	1.98
(1,37)	1:A:104:ARG:CD	2:B:75:ILE:HG12	4	1.98
(1,37)	1:A:104:ARG:CD	2:B:75:ILE:HG13	4	1.98
(1,37)	1:A:104:ARG:CD	2:B:75:ILE:HG21	4	1.98
(1,37)	1:A:104:ARG:CD	2:B:75:ILE:HG22	4	1.98
(1,37)	1:A:104:ARG:CD	2:B:75:ILE:HG23	4	1.98
(1,37)	1:A:104:ARG:CD	2:B:75:ILE:N	4	1.98
(1,37)	1:A:104:ARG:CD	2:B:75:ILE:O	4	1.98
(1,37)	1:A:104:ARG:CD	2:B:77:ALA:C	4	1.98
(1,37)	1:A:104:ARG:CD	2:B:77:ALA:CA	4	1.98
(1,37)	1:A:104:ARG:CD	2:B:77:ALA:CB	4	1.98

*Continued on next page...*

*Continued from previous page...*

Key	Atom-1	Atom-2	Model ID	Violation (Å)
(1,37)	1:A:104:ARG:CD	2:B:77:ALA:H	4	1.98
(1,37)	1:A:104:ARG:CD	2:B:77:ALA:HA	4	1.98
(1,37)	1:A:104:ARG:CD	2:B:77:ALA:HB1	4	1.98
(1,37)	1:A:104:ARG:CD	2:B:77:ALA:HB2	4	1.98
(1,37)	1:A:104:ARG:CD	2:B:77:ALA:HB3	4	1.98
(1,37)	1:A:104:ARG:CD	2:B:77:ALA:N	4	1.98
(1,37)	1:A:104:ARG:CD	2:B:77:ALA:O	4	1.98
(1,37)	1:A:104:ARG:CD	2:B:78:GLY:C	4	1.98
(1,37)	1:A:104:ARG:CD	2:B:78:GLY:CA	4	1.98
(1,37)	1:A:104:ARG:CD	2:B:78:GLY:H	4	1.98
(1,37)	1:A:104:ARG:CD	2:B:78:GLY:HA2	4	1.98
(1,37)	1:A:104:ARG:CD	2:B:78:GLY:HA3	4	1.98
(1,37)	1:A:104:ARG:CD	2:B:78:GLY:N	4	1.98
(1,37)	1:A:104:ARG:CD	2:B:78:GLY:O	4	1.98
(1,37)	1:A:104:ARG:CD	2:B:79:LYS:C	4	1.98
(1,37)	1:A:104:ARG:CD	2:B:79:LYS:CA	4	1.98
(1,37)	1:A:104:ARG:CD	2:B:79:LYS:CB	4	1.98
(1,37)	1:A:104:ARG:CD	2:B:79:LYS:CD	4	1.98
(1,37)	1:A:104:ARG:CD	2:B:79:LYS:CE	4	1.98
(1,37)	1:A:104:ARG:CD	2:B:79:LYS:CG	4	1.98
(1,37)	1:A:104:ARG:CD	2:B:79:LYS:H	4	1.98
(1,37)	1:A:104:ARG:CD	2:B:79:LYS:HA	4	1.98
(1,37)	1:A:104:ARG:CD	2:B:79:LYS:HB2	4	1.98
(1,37)	1:A:104:ARG:CD	2:B:79:LYS:HB3	4	1.98
(1,37)	1:A:104:ARG:CD	2:B:79:LYS:HD2	4	1.98
(1,37)	1:A:104:ARG:CD	2:B:79:LYS:HD3	4	1.98
(1,37)	1:A:104:ARG:CD	2:B:79:LYS:HE2	4	1.98
(1,37)	1:A:104:ARG:CD	2:B:79:LYS:HE3	4	1.98
(1,37)	1:A:104:ARG:CD	2:B:79:LYS:HG2	4	1.98
(1,37)	1:A:104:ARG:CD	2:B:79:LYS:HG3	4	1.98
(1,37)	1:A:104:ARG:CD	2:B:79:LYS:HZ1	4	1.98
(1,37)	1:A:104:ARG:CD	2:B:79:LYS:HZ2	4	1.98
(1,37)	1:A:104:ARG:CD	2:B:79:LYS:HZ3	4	1.98
(1,37)	1:A:104:ARG:CD	2:B:79:LYS:N	4	1.98
(1,37)	1:A:104:ARG:CD	2:B:79:LYS:NZ	4	1.98
(1,37)	1:A:104:ARG:CD	2:B:79:LYS:O	4	1.98
(1,37)	1:A:104:ARG:CD	2:B:80:ILE:C	4	1.98
(1,37)	1:A:104:ARG:CD	2:B:80:ILE:CA	4	1.98
(1,37)	1:A:104:ARG:CD	2:B:80:ILE:CB	4	1.98
(1,37)	1:A:104:ARG:CD	2:B:80:ILE:CD1	4	1.98
(1,37)	1:A:104:ARG:CD	2:B:80:ILE:CG1	4	1.98
(1,37)	1:A:104:ARG:CD	2:B:80:ILE:CG2	4	1.98

*Continued on next page...*

*Continued from previous page...*

Key	Atom-1	Atom-2	Model ID	Violation (Å)
(1,37)	1:A:104:ARG:CD	2:B:80:ILE:H	4	1.98
(1,37)	1:A:104:ARG:CD	2:B:80:ILE:HA	4	1.98
(1,37)	1:A:104:ARG:CD	2:B:80:ILE:HB	4	1.98
(1,37)	1:A:104:ARG:CD	2:B:80:ILE:HD11	4	1.98
(1,37)	1:A:104:ARG:CD	2:B:80:ILE:HD12	4	1.98
(1,37)	1:A:104:ARG:CD	2:B:80:ILE:HD13	4	1.98
(1,37)	1:A:104:ARG:CD	2:B:80:ILE:HG12	4	1.98
(1,37)	1:A:104:ARG:CD	2:B:80:ILE:HG13	4	1.98
(1,37)	1:A:104:ARG:CD	2:B:80:ILE:HG21	4	1.98
(1,37)	1:A:104:ARG:CD	2:B:80:ILE:HG22	4	1.98
(1,37)	1:A:104:ARG:CD	2:B:80:ILE:HG23	4	1.98
(1,37)	1:A:104:ARG:CD	2:B:80:ILE:N	4	1.98
(1,37)	1:A:104:ARG:CD	2:B:80:ILE:O	4	1.98
(1,37)	1:A:104:ARG:CD	2:B:84:GLN:C	4	1.98
(1,37)	1:A:104:ARG:CD	2:B:84:GLN:CA	4	1.98
(1,37)	1:A:104:ARG:CD	2:B:84:GLN:CB	4	1.98
(1,37)	1:A:104:ARG:CD	2:B:84:GLN:CD	4	1.98
(1,37)	1:A:104:ARG:CD	2:B:84:GLN:CG	4	1.98
(1,37)	1:A:104:ARG:CD	2:B:84:GLN:H	4	1.98
(1,37)	1:A:104:ARG:CD	2:B:84:GLN:HA	4	1.98
(1,37)	1:A:104:ARG:CD	2:B:84:GLN:HB2	4	1.98
(1,37)	1:A:104:ARG:CD	2:B:84:GLN:HB3	4	1.98
(1,37)	1:A:104:ARG:CD	2:B:84:GLN:HE21	4	1.98
(1,37)	1:A:104:ARG:CD	2:B:84:GLN:HE22	4	1.98
(1,37)	1:A:104:ARG:CD	2:B:84:GLN:HG2	4	1.98
(1,37)	1:A:104:ARG:CD	2:B:84:GLN:HG3	4	1.98
(1,37)	1:A:104:ARG:CD	2:B:84:GLN:N	4	1.98
(1,37)	1:A:104:ARG:CD	2:B:84:GLN:NE2	4	1.98
(1,37)	1:A:104:ARG:CD	2:B:84:GLN:O	4	1.98
(1,37)	1:A:104:ARG:CD	2:B:84:GLN:OE1	4	1.98
(1,37)	1:A:104:ARG:CD	2:B:97:THR:C	4	1.98
(1,37)	1:A:104:ARG:CD	2:B:97:THR:CA	4	1.98
(1,37)	1:A:104:ARG:CD	2:B:97:THR:CB	4	1.98
(1,37)	1:A:104:ARG:CD	2:B:97:THR:CG2	4	1.98
(1,37)	1:A:104:ARG:CD	2:B:97:THR:H	4	1.98
(1,37)	1:A:104:ARG:CD	2:B:97:THR:HA	4	1.98
(1,37)	1:A:104:ARG:CD	2:B:97:THR:HB	4	1.98
(1,37)	1:A:104:ARG:CD	2:B:97:THR:HG1	4	1.98
(1,37)	1:A:104:ARG:CD	2:B:97:THR:HG21	4	1.98
(1,37)	1:A:104:ARG:CD	2:B:97:THR:HG22	4	1.98
(1,37)	1:A:104:ARG:CD	2:B:97:THR:HG23	4	1.98
(1,37)	1:A:104:ARG:CD	2:B:97:THR:N	4	1.98

*Continued on next page...*

*Continued from previous page...*

Key	Atom-1	Atom-2	Model ID	Violation (Å)
(1,37)	1:A:104:ARG:CD	2:B:97:THR:O	4	1.98
(1,37)	1:A:104:ARG:CD	2:B:97:THR:OG1	4	1.98
(1,37)	1:A:104:ARG:CD	2:B:99:HIS:C	4	1.98
(1,37)	1:A:104:ARG:CD	2:B:99:HIS:CA	4	1.98
(1,37)	1:A:104:ARG:CD	2:B:99:HIS:CB	4	1.98
(1,37)	1:A:104:ARG:CD	2:B:99:HIS:CD2	4	1.98
(1,37)	1:A:104:ARG:CD	2:B:99:HIS:CE1	4	1.98
(1,37)	1:A:104:ARG:CD	2:B:99:HIS:CG	4	1.98
(1,37)	1:A:104:ARG:CD	2:B:99:HIS:H	4	1.98
(1,37)	1:A:104:ARG:CD	2:B:99:HIS:HA	4	1.98
(1,37)	1:A:104:ARG:CD	2:B:99:HIS:HB2	4	1.98
(1,37)	1:A:104:ARG:CD	2:B:99:HIS:HB3	4	1.98
(1,37)	1:A:104:ARG:CD	2:B:99:HIS:HD1	4	1.98
(1,37)	1:A:104:ARG:CD	2:B:99:HIS:HD2	4	1.98
(1,37)	1:A:104:ARG:CD	2:B:99:HIS:HE1	4	1.98
(1,37)	1:A:104:ARG:CD	2:B:99:HIS:HE2	4	1.98
(1,37)	1:A:104:ARG:CD	2:B:99:HIS:N	4	1.98
(1,37)	1:A:104:ARG:CD	2:B:99:HIS:ND1	4	1.98
(1,37)	1:A:104:ARG:CD	2:B:99:HIS:NE2	4	1.98
(1,37)	1:A:104:ARG:CD	2:B:99:HIS:O	4	1.98
(1,37)	1:A:104:ARG:CD	2:B:101:VAL:C	4	1.98
(1,37)	1:A:104:ARG:CD	2:B:101:VAL:CA	4	1.98
(1,37)	1:A:104:ARG:CD	2:B:101:VAL:CB	4	1.98
(1,37)	1:A:104:ARG:CD	2:B:101:VAL:CG1	4	1.98
(1,37)	1:A:104:ARG:CD	2:B:101:VAL:CG2	4	1.98
(1,37)	1:A:104:ARG:CD	2:B:101:VAL:H	4	1.98
(1,37)	1:A:104:ARG:CD	2:B:101:VAL:HA	4	1.98
(1,37)	1:A:104:ARG:CD	2:B:101:VAL:HB	4	1.98
(1,37)	1:A:104:ARG:CD	2:B:101:VAL:HG11	4	1.98
(1,37)	1:A:104:ARG:CD	2:B:101:VAL:HG12	4	1.98
(1,37)	1:A:104:ARG:CD	2:B:101:VAL:HG13	4	1.98
(1,37)	1:A:104:ARG:CD	2:B:101:VAL:HG21	4	1.98
(1,37)	1:A:104:ARG:CD	2:B:101:VAL:HG22	4	1.98
(1,37)	1:A:104:ARG:CD	2:B:101:VAL:HG23	4	1.98
(1,37)	1:A:104:ARG:CD	2:B:101:VAL:N	4	1.98
(1,37)	1:A:104:ARG:CD	2:B:101:VAL:O	4	1.98
(1,37)	1:A:104:ARG:CG	2:B:75:ILE:C	4	1.98
(1,37)	1:A:104:ARG:CG	2:B:75:ILE:CA	4	1.98
(1,37)	1:A:104:ARG:CG	2:B:75:ILE:CB	4	1.98
(1,37)	1:A:104:ARG:CG	2:B:75:ILE:CD1	4	1.98
(1,37)	1:A:104:ARG:CG	2:B:75:ILE:CG1	4	1.98
(1,37)	1:A:104:ARG:CG	2:B:75:ILE:CG2	4	1.98

*Continued on next page...*

*Continued from previous page...*

Key	Atom-1	Atom-2	Model ID	Violation (Å)
(1,37)	1:A:104:ARG:CG	2:B:75:ILE:H	4	1.98
(1,37)	1:A:104:ARG:CG	2:B:75:ILE:HA	4	1.98
(1,37)	1:A:104:ARG:CG	2:B:75:ILE:HB	4	1.98
(1,37)	1:A:104:ARG:CG	2:B:75:ILE:HD11	4	1.98
(1,37)	1:A:104:ARG:CG	2:B:75:ILE:HD12	4	1.98
(1,37)	1:A:104:ARG:CG	2:B:75:ILE:HD13	4	1.98
(1,37)	1:A:104:ARG:CG	2:B:75:ILE:HG12	4	1.98
(1,37)	1:A:104:ARG:CG	2:B:75:ILE:HG13	4	1.98
(1,37)	1:A:104:ARG:CG	2:B:75:ILE:HG21	4	1.98
(1,37)	1:A:104:ARG:CG	2:B:75:ILE:HG22	4	1.98
(1,37)	1:A:104:ARG:CG	2:B:75:ILE:HG23	4	1.98
(1,37)	1:A:104:ARG:CG	2:B:75:ILE:N	4	1.98
(1,37)	1:A:104:ARG:CG	2:B:75:ILE:O	4	1.98
(1,37)	1:A:104:ARG:CG	2:B:77:ALA:C	4	1.98
(1,37)	1:A:104:ARG:CG	2:B:77:ALA:CA	4	1.98
(1,37)	1:A:104:ARG:CG	2:B:77:ALA:CB	4	1.98
(1,37)	1:A:104:ARG:CG	2:B:77:ALA:H	4	1.98
(1,37)	1:A:104:ARG:CG	2:B:77:ALA:HA	4	1.98
(1,37)	1:A:104:ARG:CG	2:B:77:ALA:HB1	4	1.98
(1,37)	1:A:104:ARG:CG	2:B:77:ALA:HB2	4	1.98
(1,37)	1:A:104:ARG:CG	2:B:77:ALA:HB3	4	1.98
(1,37)	1:A:104:ARG:CG	2:B:77:ALA:N	4	1.98
(1,37)	1:A:104:ARG:CG	2:B:77:ALA:O	4	1.98
(1,37)	1:A:104:ARG:CG	2:B:78:GLY:C	4	1.98
(1,37)	1:A:104:ARG:CG	2:B:78:GLY:CA	4	1.98
(1,37)	1:A:104:ARG:CG	2:B:78:GLY:H	4	1.98
(1,37)	1:A:104:ARG:CG	2:B:78:GLY:HA2	4	1.98
(1,37)	1:A:104:ARG:CG	2:B:78:GLY:HA3	4	1.98
(1,37)	1:A:104:ARG:CG	2:B:78:GLY:N	4	1.98
(1,37)	1:A:104:ARG:CG	2:B:78:GLY:O	4	1.98
(1,37)	1:A:104:ARG:CG	2:B:79:LYS:C	4	1.98
(1,37)	1:A:104:ARG:CG	2:B:79:LYS:CA	4	1.98
(1,37)	1:A:104:ARG:CG	2:B:79:LYS:CB	4	1.98
(1,37)	1:A:104:ARG:CG	2:B:79:LYS:CD	4	1.98
(1,37)	1:A:104:ARG:CG	2:B:79:LYS:CE	4	1.98
(1,37)	1:A:104:ARG:CG	2:B:79:LYS:CG	4	1.98
(1,37)	1:A:104:ARG:CG	2:B:79:LYS:H	4	1.98
(1,37)	1:A:104:ARG:CG	2:B:79:LYS:HA	4	1.98
(1,37)	1:A:104:ARG:CG	2:B:79:LYS:HB2	4	1.98
(1,37)	1:A:104:ARG:CG	2:B:79:LYS:HB3	4	1.98
(1,37)	1:A:104:ARG:CG	2:B:79:LYS:HD2	4	1.98
(1,37)	1:A:104:ARG:CG	2:B:79:LYS:HD3	4	1.98

*Continued on next page...*

*Continued from previous page...*

Key	Atom-1	Atom-2	Model ID	Violation (Å)
(1,37)	1:A:104:ARG:CG	2:B:79:LYS:HE2	4	1.98
(1,37)	1:A:104:ARG:CG	2:B:79:LYS:HE3	4	1.98
(1,37)	1:A:104:ARG:CG	2:B:79:LYS:HG2	4	1.98
(1,37)	1:A:104:ARG:CG	2:B:79:LYS:HG3	4	1.98
(1,37)	1:A:104:ARG:CG	2:B:79:LYS:HZ1	4	1.98
(1,37)	1:A:104:ARG:CG	2:B:79:LYS:HZ2	4	1.98
(1,37)	1:A:104:ARG:CG	2:B:79:LYS:HZ3	4	1.98
(1,37)	1:A:104:ARG:CG	2:B:79:LYS:N	4	1.98
(1,37)	1:A:104:ARG:CG	2:B:79:LYS:NZ	4	1.98
(1,37)	1:A:104:ARG:CG	2:B:79:LYS:O	4	1.98
(1,37)	1:A:104:ARG:CG	2:B:80:ILE:C	4	1.98
(1,37)	1:A:104:ARG:CG	2:B:80:ILE:CA	4	1.98
(1,37)	1:A:104:ARG:CG	2:B:80:ILE:CB	4	1.98
(1,37)	1:A:104:ARG:CG	2:B:80:ILE:CD1	4	1.98
(1,37)	1:A:104:ARG:CG	2:B:80:ILE:CG1	4	1.98
(1,37)	1:A:104:ARG:CG	2:B:80:ILE:CG2	4	1.98
(1,37)	1:A:104:ARG:CG	2:B:80:ILE:H	4	1.98
(1,37)	1:A:104:ARG:CG	2:B:80:ILE:HA	4	1.98
(1,37)	1:A:104:ARG:CG	2:B:80:ILE:HB	4	1.98
(1,37)	1:A:104:ARG:CG	2:B:80:ILE:HD11	4	1.98
(1,37)	1:A:104:ARG:CG	2:B:80:ILE:HD12	4	1.98
(1,37)	1:A:104:ARG:CG	2:B:80:ILE:HD13	4	1.98
(1,37)	1:A:104:ARG:CG	2:B:80:ILE:HG12	4	1.98
(1,37)	1:A:104:ARG:CG	2:B:80:ILE:HG13	4	1.98
(1,37)	1:A:104:ARG:CG	2:B:80:ILE:HG21	4	1.98
(1,37)	1:A:104:ARG:CG	2:B:80:ILE:HG22	4	1.98
(1,37)	1:A:104:ARG:CG	2:B:80:ILE:HG23	4	1.98
(1,37)	1:A:104:ARG:CG	2:B:80:ILE:N	4	1.98
(1,37)	1:A:104:ARG:CG	2:B:80:ILE:O	4	1.98
(1,37)	1:A:104:ARG:CG	2:B:84:GLN:C	4	1.98
(1,37)	1:A:104:ARG:CG	2:B:84:GLN:CA	4	1.98
(1,37)	1:A:104:ARG:CG	2:B:84:GLN:CB	4	1.98
(1,37)	1:A:104:ARG:CG	2:B:84:GLN:CD	4	1.98
(1,37)	1:A:104:ARG:CG	2:B:84:GLN:CG	4	1.98
(1,37)	1:A:104:ARG:CG	2:B:84:GLN:H	4	1.98
(1,37)	1:A:104:ARG:CG	2:B:84:GLN:HA	4	1.98
(1,37)	1:A:104:ARG:CG	2:B:84:GLN:HB2	4	1.98
(1,37)	1:A:104:ARG:CG	2:B:84:GLN:HB3	4	1.98
(1,37)	1:A:104:ARG:CG	2:B:84:GLN:HE21	4	1.98
(1,37)	1:A:104:ARG:CG	2:B:84:GLN:HE22	4	1.98
(1,37)	1:A:104:ARG:CG	2:B:84:GLN:HG2	4	1.98
(1,37)	1:A:104:ARG:CG	2:B:84:GLN:HG3	4	1.98

*Continued on next page...*



Continued from previous page...

Key	Atom-1	Atom-2	Model ID	Violation (Å)
(1,37)	1:A:104:ARG:CG	2:B:84:GLN:N	4	1.98
(1,37)	1:A:104:ARG:CG	2:B:84:GLN:NE2	4	1.98
(1,37)	1:A:104:ARG:CG	2:B:84:GLN:O	4	1.98
(1,37)	1:A:104:ARG:CG	2:B:84:GLN:OE1	4	1.98
(1,37)	1:A:104:ARG:CG	2:B:97:THR:C	4	1.98
(1,37)	1:A:104:ARG:CG	2:B:97:THR:CA	4	1.98
(1,37)	1:A:104:ARG:CG	2:B:97:THR:CB	4	1.98
(1,37)	1:A:104:ARG:CG	2:B:97:THR:CG2	4	1.98
(1,37)	1:A:104:ARG:CG	2:B:97:THR:H	4	1.98
(1,37)	1:A:104:ARG:CG	2:B:97:THR:HA	4	1.98
(1,37)	1:A:104:ARG:CG	2:B:97:THR:HB	4	1.98
(1,37)	1:A:104:ARG:CG	2:B:97:THR:HG1	4	1.98
(1,37)	1:A:104:ARG:CG	2:B:97:THR:HG21	4	1.98
(1,37)	1:A:104:ARG:CG	2:B:97:THR:HG22	4	1.98
(1,37)	1:A:104:ARG:CG	2:B:97:THR:HG23	4	1.98
(1,37)	1:A:104:ARG:CG	2:B:97:THR:N	4	1.98
(1,37)	1:A:104:ARG:CG	2:B:97:THR:O	4	1.98
(1,37)	1:A:104:ARG:CG	2:B:97:THR:OG1	4	1.98
(1,37)	1:A:104:ARG:CG	2:B:99:HIS:C	4	1.98
(1,37)	1:A:104:ARG:CG	2:B:99:HIS:CA	4	1.98
(1,37)	1:A:104:ARG:CG	2:B:99:HIS:CB	4	1.98
(1,37)	1:A:104:ARG:CG	2:B:99:HIS:CD2	4	1.98
(1,37)	1:A:104:ARG:CG	2:B:99:HIS:CE1	4	1.98
(1,37)	1:A:104:ARG:CG	2:B:99:HIS:CG	4	1.98
(1,37)	1:A:104:ARG:CG	2:B:99:HIS:H	4	1.98
(1,37)	1:A:104:ARG:CG	2:B:99:HIS:HA	4	1.98
(1,37)	1:A:104:ARG:CG	2:B:99:HIS:HB2	4	1.98
(1,37)	1:A:104:ARG:CG	2:B:99:HIS:HB3	4	1.98
(1,37)	1:A:104:ARG:CG	2:B:99:HIS:HD1	4	1.98
(1,37)	1:A:104:ARG:CG	2:B:99:HIS:HD2	4	1.98
(1,37)	1:A:104:ARG:CG	2:B:99:HIS:HE1	4	1.98
(1,37)	1:A:104:ARG:CG	2:B:99:HIS:HE2	4	1.98
(1,37)	1:A:104:ARG:CG	2:B:99:HIS:N	4	1.98
(1,37)	1:A:104:ARG:CG	2:B:99:HIS:ND1	4	1.98
(1,37)	1:A:104:ARG:CG	2:B:99:HIS:NE2	4	1.98
(1,37)	1:A:104:ARG:CG	2:B:99:HIS:O	4	1.98
(1,37)	1:A:104:ARG:CG	2:B:101:VAL:C	4	1.98
(1,37)	1:A:104:ARG:CG	2:B:101:VAL:CA	4	1.98
(1,37)	1:A:104:ARG:CG	2:B:101:VAL:CB	4	1.98
(1,37)	1:A:104:ARG:CG	2:B:101:VAL:CG1	4	1.98
(1,37)	1:A:104:ARG:CG	2:B:101:VAL:CG2	4	1.98
(1,37)	1:A:104:ARG:CG	2:B:101:VAL:H	4	1.98

Continued on next page...

*Continued from previous page...*

Key	Atom-1	Atom-2	Model ID	Violation (Å)
(1,37)	1:A:104:ARG:CG	2:B:101:VAL:HA	4	1.98
(1,37)	1:A:104:ARG:CG	2:B:101:VAL:HB	4	1.98
(1,37)	1:A:104:ARG:CG	2:B:101:VAL:HG11	4	1.98
(1,37)	1:A:104:ARG:CG	2:B:101:VAL:HG12	4	1.98
(1,37)	1:A:104:ARG:CG	2:B:101:VAL:HG13	4	1.98
(1,37)	1:A:104:ARG:CG	2:B:101:VAL:HG21	4	1.98
(1,37)	1:A:104:ARG:CG	2:B:101:VAL:HG22	4	1.98
(1,37)	1:A:104:ARG:CG	2:B:101:VAL:HG23	4	1.98
(1,37)	1:A:104:ARG:CG	2:B:101:VAL:N	4	1.98
(1,37)	1:A:104:ARG:CG	2:B:101:VAL:O	4	1.98
(1,37)	1:A:104:ARG:CZ	2:B:75:ILE:C	4	1.98
(1,37)	1:A:104:ARG:CZ	2:B:75:ILE:CA	4	1.98
(1,37)	1:A:104:ARG:CZ	2:B:75:ILE:CB	4	1.98
(1,37)	1:A:104:ARG:CZ	2:B:75:ILE:CD1	4	1.98
(1,37)	1:A:104:ARG:CZ	2:B:75:ILE:CG1	4	1.98
(1,37)	1:A:104:ARG:CZ	2:B:75:ILE:CG2	4	1.98
(1,37)	1:A:104:ARG:CZ	2:B:75:ILE:H	4	1.98
(1,37)	1:A:104:ARG:CZ	2:B:75:ILE:HA	4	1.98
(1,37)	1:A:104:ARG:CZ	2:B:75:ILE:HB	4	1.98
(1,37)	1:A:104:ARG:CZ	2:B:75:ILE:HD11	4	1.98
(1,37)	1:A:104:ARG:CZ	2:B:75:ILE:HD12	4	1.98
(1,37)	1:A:104:ARG:CZ	2:B:75:ILE:HD13	4	1.98
(1,37)	1:A:104:ARG:CZ	2:B:75:ILE:HG12	4	1.98
(1,37)	1:A:104:ARG:CZ	2:B:75:ILE:HG13	4	1.98
(1,37)	1:A:104:ARG:CZ	2:B:75:ILE:HG21	4	1.98
(1,37)	1:A:104:ARG:CZ	2:B:75:ILE:HG22	4	1.98
(1,37)	1:A:104:ARG:CZ	2:B:75:ILE:HG23	4	1.98
(1,37)	1:A:104:ARG:CZ	2:B:75:ILE:N	4	1.98
(1,37)	1:A:104:ARG:CZ	2:B:75:ILE:O	4	1.98
(1,37)	1:A:104:ARG:CZ	2:B:77:ALA:C	4	1.98
(1,37)	1:A:104:ARG:CZ	2:B:77:ALA:CA	4	1.98
(1,37)	1:A:104:ARG:CZ	2:B:77:ALA:CB	4	1.98
(1,37)	1:A:104:ARG:CZ	2:B:77:ALA:H	4	1.98
(1,37)	1:A:104:ARG:CZ	2:B:77:ALA:HA	4	1.98
(1,37)	1:A:104:ARG:CZ	2:B:77:ALA:HB1	4	1.98
(1,37)	1:A:104:ARG:CZ	2:B:77:ALA:HB2	4	1.98
(1,37)	1:A:104:ARG:CZ	2:B:77:ALA:HB3	4	1.98
(1,37)	1:A:104:ARG:CZ	2:B:77:ALA:N	4	1.98
(1,37)	1:A:104:ARG:CZ	2:B:77:ALA:O	4	1.98
(1,37)	1:A:104:ARG:CZ	2:B:78:GLY:C	4	1.98
(1,37)	1:A:104:ARG:CZ	2:B:78:GLY:CA	4	1.98
(1,37)	1:A:104:ARG:CZ	2:B:78:GLY:H	4	1.98

*Continued on next page...*

*Continued from previous page...*

Key	Atom-1	Atom-2	Model ID	Violation (Å)
(1,37)	1:A:104:ARG:CZ	2:B:78:GLY:HA2	4	1.98
(1,37)	1:A:104:ARG:CZ	2:B:78:GLY:HA3	4	1.98
(1,37)	1:A:104:ARG:CZ	2:B:78:GLY:N	4	1.98
(1,37)	1:A:104:ARG:CZ	2:B:78:GLY:O	4	1.98
(1,37)	1:A:104:ARG:CZ	2:B:79:LYS:C	4	1.98
(1,37)	1:A:104:ARG:CZ	2:B:79:LYS:CA	4	1.98
(1,37)	1:A:104:ARG:CZ	2:B:79:LYS:CB	4	1.98
(1,37)	1:A:104:ARG:CZ	2:B:79:LYS:CD	4	1.98
(1,37)	1:A:104:ARG:CZ	2:B:79:LYS:CE	4	1.98
(1,37)	1:A:104:ARG:CZ	2:B:79:LYS:CG	4	1.98
(1,37)	1:A:104:ARG:CZ	2:B:79:LYS:H	4	1.98
(1,37)	1:A:104:ARG:CZ	2:B:79:LYS:HA	4	1.98
(1,37)	1:A:104:ARG:CZ	2:B:79:LYS:HB2	4	1.98
(1,37)	1:A:104:ARG:CZ	2:B:79:LYS:HB3	4	1.98
(1,37)	1:A:104:ARG:CZ	2:B:79:LYS:HD2	4	1.98
(1,37)	1:A:104:ARG:CZ	2:B:79:LYS:HD3	4	1.98
(1,37)	1:A:104:ARG:CZ	2:B:79:LYS:HE2	4	1.98
(1,37)	1:A:104:ARG:CZ	2:B:79:LYS:HE3	4	1.98
(1,37)	1:A:104:ARG:CZ	2:B:79:LYS:HG2	4	1.98
(1,37)	1:A:104:ARG:CZ	2:B:79:LYS:HG3	4	1.98
(1,37)	1:A:104:ARG:CZ	2:B:79:LYS:HZ1	4	1.98
(1,37)	1:A:104:ARG:CZ	2:B:79:LYS:HZ2	4	1.98
(1,37)	1:A:104:ARG:CZ	2:B:79:LYS:HZ3	4	1.98
(1,37)	1:A:104:ARG:CZ	2:B:79:LYS:N	4	1.98
(1,37)	1:A:104:ARG:CZ	2:B:79:LYS:NZ	4	1.98
(1,37)	1:A:104:ARG:CZ	2:B:79:LYS:O	4	1.98
(1,37)	1:A:104:ARG:CZ	2:B:80:ILE:C	4	1.98
(1,37)	1:A:104:ARG:CZ	2:B:80:ILE:CA	4	1.98
(1,37)	1:A:104:ARG:CZ	2:B:80:ILE:CB	4	1.98
(1,37)	1:A:104:ARG:CZ	2:B:80:ILE:CD1	4	1.98
(1,37)	1:A:104:ARG:CZ	2:B:80:ILE:CG1	4	1.98
(1,37)	1:A:104:ARG:CZ	2:B:80:ILE:CG2	4	1.98
(1,37)	1:A:104:ARG:CZ	2:B:80:ILE:H	4	1.98
(1,37)	1:A:104:ARG:CZ	2:B:80:ILE:HA	4	1.98
(1,37)	1:A:104:ARG:CZ	2:B:80:ILE:HB	4	1.98
(1,37)	1:A:104:ARG:CZ	2:B:80:ILE:HD11	4	1.98
(1,37)	1:A:104:ARG:CZ	2:B:80:ILE:HD12	4	1.98
(1,37)	1:A:104:ARG:CZ	2:B:80:ILE:HD13	4	1.98
(1,37)	1:A:104:ARG:CZ	2:B:80:ILE:HG12	4	1.98
(1,37)	1:A:104:ARG:CZ	2:B:80:ILE:HG13	4	1.98
(1,37)	1:A:104:ARG:CZ	2:B:80:ILE:HG21	4	1.98
(1,37)	1:A:104:ARG:CZ	2:B:80:ILE:HG22	4	1.98

*Continued on next page...*

*Continued from previous page...*

Key	Atom-1	Atom-2	Model ID	Violation (Å)
(1,37)	1:A:104:ARG:CZ	2:B:80:ILE:HG23	4	1.98
(1,37)	1:A:104:ARG:CZ	2:B:80:ILE:N	4	1.98
(1,37)	1:A:104:ARG:CZ	2:B:80:ILE:O	4	1.98
(1,37)	1:A:104:ARG:CZ	2:B:84:GLN:C	4	1.98
(1,37)	1:A:104:ARG:CZ	2:B:84:GLN:CA	4	1.98
(1,37)	1:A:104:ARG:CZ	2:B:84:GLN:CB	4	1.98
(1,37)	1:A:104:ARG:CZ	2:B:84:GLN:CD	4	1.98
(1,37)	1:A:104:ARG:CZ	2:B:84:GLN:CG	4	1.98
(1,37)	1:A:104:ARG:CZ	2:B:84:GLN:H	4	1.98
(1,37)	1:A:104:ARG:CZ	2:B:84:GLN:HA	4	1.98
(1,37)	1:A:104:ARG:CZ	2:B:84:GLN:HB2	4	1.98
(1,37)	1:A:104:ARG:CZ	2:B:84:GLN:HB3	4	1.98
(1,37)	1:A:104:ARG:CZ	2:B:84:GLN:HE21	4	1.98
(1,37)	1:A:104:ARG:CZ	2:B:84:GLN:HE22	4	1.98
(1,37)	1:A:104:ARG:CZ	2:B:84:GLN:HG2	4	1.98
(1,37)	1:A:104:ARG:CZ	2:B:84:GLN:HG3	4	1.98
(1,37)	1:A:104:ARG:CZ	2:B:84:GLN:N	4	1.98
(1,37)	1:A:104:ARG:CZ	2:B:84:GLN:NE2	4	1.98
(1,37)	1:A:104:ARG:CZ	2:B:84:GLN:O	4	1.98
(1,37)	1:A:104:ARG:CZ	2:B:84:GLN:OE1	4	1.98
(1,37)	1:A:104:ARG:CZ	2:B:97:THR:C	4	1.98
(1,37)	1:A:104:ARG:CZ	2:B:97:THR:CA	4	1.98
(1,37)	1:A:104:ARG:CZ	2:B:97:THR:CB	4	1.98
(1,37)	1:A:104:ARG:CZ	2:B:97:THR:CG2	4	1.98
(1,37)	1:A:104:ARG:CZ	2:B:97:THR:H	4	1.98
(1,37)	1:A:104:ARG:CZ	2:B:97:THR:HA	4	1.98
(1,37)	1:A:104:ARG:CZ	2:B:97:THR:HB	4	1.98
(1,37)	1:A:104:ARG:CZ	2:B:97:THR:HG1	4	1.98
(1,37)	1:A:104:ARG:CZ	2:B:97:THR:HG21	4	1.98
(1,37)	1:A:104:ARG:CZ	2:B:97:THR:HG22	4	1.98
(1,37)	1:A:104:ARG:CZ	2:B:97:THR:HG23	4	1.98
(1,37)	1:A:104:ARG:CZ	2:B:97:THR:N	4	1.98
(1,37)	1:A:104:ARG:CZ	2:B:97:THR:O	4	1.98
(1,37)	1:A:104:ARG:CZ	2:B:97:THR:OG1	4	1.98
(1,37)	1:A:104:ARG:CZ	2:B:99:HIS:C	4	1.98
(1,37)	1:A:104:ARG:CZ	2:B:99:HIS:CA	4	1.98
(1,37)	1:A:104:ARG:CZ	2:B:99:HIS:CB	4	1.98
(1,37)	1:A:104:ARG:CZ	2:B:99:HIS:CD2	4	1.98
(1,37)	1:A:104:ARG:CZ	2:B:99:HIS:CE1	4	1.98
(1,37)	1:A:104:ARG:CZ	2:B:99:HIS:CG	4	1.98
(1,37)	1:A:104:ARG:CZ	2:B:99:HIS:H	4	1.98
(1,37)	1:A:104:ARG:CZ	2:B:99:HIS:HA	4	1.98

*Continued on next page...*

*Continued from previous page...*

Key	Atom-1	Atom-2	Model ID	Violation (Å)
(1,37)	1:A:104:ARG:CZ	2:B:99:HIS:HB2	4	1.98
(1,37)	1:A:104:ARG:CZ	2:B:99:HIS:HB3	4	1.98
(1,37)	1:A:104:ARG:CZ	2:B:99:HIS:HD1	4	1.98
(1,37)	1:A:104:ARG:CZ	2:B:99:HIS:HD2	4	1.98
(1,37)	1:A:104:ARG:CZ	2:B:99:HIS:HE1	4	1.98
(1,37)	1:A:104:ARG:CZ	2:B:99:HIS:HE2	4	1.98
(1,37)	1:A:104:ARG:CZ	2:B:99:HIS:N	4	1.98
(1,37)	1:A:104:ARG:CZ	2:B:99:HIS:ND1	4	1.98
(1,37)	1:A:104:ARG:CZ	2:B:99:HIS:NE2	4	1.98
(1,37)	1:A:104:ARG:CZ	2:B:99:HIS:O	4	1.98
(1,37)	1:A:104:ARG:CZ	2:B:101:VAL:C	4	1.98
(1,37)	1:A:104:ARG:CZ	2:B:101:VAL:CA	4	1.98
(1,37)	1:A:104:ARG:CZ	2:B:101:VAL:CB	4	1.98
(1,37)	1:A:104:ARG:CZ	2:B:101:VAL:CG1	4	1.98
(1,37)	1:A:104:ARG:CZ	2:B:101:VAL:CG2	4	1.98
(1,37)	1:A:104:ARG:CZ	2:B:101:VAL:H	4	1.98
(1,37)	1:A:104:ARG:CZ	2:B:101:VAL:HA	4	1.98
(1,37)	1:A:104:ARG:CZ	2:B:101:VAL:HB	4	1.98
(1,37)	1:A:104:ARG:CZ	2:B:101:VAL:HG11	4	1.98
(1,37)	1:A:104:ARG:CZ	2:B:101:VAL:HG12	4	1.98
(1,37)	1:A:104:ARG:CZ	2:B:101:VAL:HG13	4	1.98
(1,37)	1:A:104:ARG:CZ	2:B:101:VAL:HG21	4	1.98
(1,37)	1:A:104:ARG:CZ	2:B:101:VAL:HG22	4	1.98
(1,37)	1:A:104:ARG:CZ	2:B:101:VAL:HG23	4	1.98
(1,37)	1:A:104:ARG:CZ	2:B:101:VAL:N	4	1.98
(1,37)	1:A:104:ARG:CZ	2:B:101:VAL:O	4	1.98
(1,37)	1:A:104:ARG:H	2:B:75:ILE:C	4	1.98
(1,37)	1:A:104:ARG:H	2:B:75:ILE:CA	4	1.98
(1,37)	1:A:104:ARG:H	2:B:75:ILE:CB	4	1.98
(1,37)	1:A:104:ARG:H	2:B:75:ILE:CD1	4	1.98
(1,37)	1:A:104:ARG:H	2:B:75:ILE:CG1	4	1.98
(1,37)	1:A:104:ARG:H	2:B:75:ILE:CG2	4	1.98
(1,37)	1:A:104:ARG:H	2:B:75:ILE:H	4	1.98
(1,37)	1:A:104:ARG:H	2:B:75:ILE:HA	4	1.98
(1,37)	1:A:104:ARG:H	2:B:75:ILE:HB	4	1.98
(1,37)	1:A:104:ARG:H	2:B:75:ILE:HD11	4	1.98
(1,37)	1:A:104:ARG:H	2:B:75:ILE:HD12	4	1.98
(1,37)	1:A:104:ARG:H	2:B:75:ILE:HD13	4	1.98
(1,37)	1:A:104:ARG:H	2:B:75:ILE:HG12	4	1.98
(1,37)	1:A:104:ARG:H	2:B:75:ILE:HG13	4	1.98
(1,37)	1:A:104:ARG:H	2:B:75:ILE:HG21	4	1.98
(1,37)	1:A:104:ARG:H	2:B:75:ILE:HG22	4	1.98

*Continued on next page...*

*Continued from previous page...*

Key	Atom-1	Atom-2	Model ID	Violation (Å)
(1,37)	1:A:104:ARG:H	2:B:75:ILE:HG23	4	1.98
(1,37)	1:A:104:ARG:H	2:B:75:ILE:N	4	1.98
(1,37)	1:A:104:ARG:H	2:B:75:ILE:O	4	1.98
(1,37)	1:A:104:ARG:H	2:B:77:ALA:C	4	1.98
(1,37)	1:A:104:ARG:H	2:B:77:ALA:CA	4	1.98
(1,37)	1:A:104:ARG:H	2:B:77:ALA:CB	4	1.98
(1,37)	1:A:104:ARG:H	2:B:77:ALA:H	4	1.98
(1,37)	1:A:104:ARG:H	2:B:77:ALA:HA	4	1.98
(1,37)	1:A:104:ARG:H	2:B:77:ALA:HB1	4	1.98
(1,37)	1:A:104:ARG:H	2:B:77:ALA:HB2	4	1.98
(1,37)	1:A:104:ARG:H	2:B:77:ALA:HB3	4	1.98
(1,37)	1:A:104:ARG:H	2:B:77:ALA:N	4	1.98
(1,37)	1:A:104:ARG:H	2:B:77:ALA:O	4	1.98
(1,37)	1:A:104:ARG:H	2:B:78:GLY:C	4	1.98
(1,37)	1:A:104:ARG:H	2:B:78:GLY:CA	4	1.98
(1,37)	1:A:104:ARG:H	2:B:78:GLY:H	4	1.98
(1,37)	1:A:104:ARG:H	2:B:78:GLY:HA2	4	1.98
(1,37)	1:A:104:ARG:H	2:B:78:GLY:HA3	4	1.98
(1,37)	1:A:104:ARG:H	2:B:78:GLY:N	4	1.98
(1,37)	1:A:104:ARG:H	2:B:78:GLY:O	4	1.98
(1,37)	1:A:104:ARG:H	2:B:79:LYS:C	4	1.98
(1,37)	1:A:104:ARG:H	2:B:79:LYS:CA	4	1.98
(1,37)	1:A:104:ARG:H	2:B:79:LYS:CB	4	1.98
(1,37)	1:A:104:ARG:H	2:B:79:LYS:CD	4	1.98
(1,37)	1:A:104:ARG:H	2:B:79:LYS:CE	4	1.98
(1,37)	1:A:104:ARG:H	2:B:79:LYS:CG	4	1.98
(1,37)	1:A:104:ARG:H	2:B:79:LYS:H	4	1.98
(1,37)	1:A:104:ARG:H	2:B:79:LYS:HA	4	1.98
(1,37)	1:A:104:ARG:H	2:B:79:LYS:HB2	4	1.98
(1,37)	1:A:104:ARG:H	2:B:79:LYS:HB3	4	1.98
(1,37)	1:A:104:ARG:H	2:B:79:LYS:HD2	4	1.98
(1,37)	1:A:104:ARG:H	2:B:79:LYS:HD3	4	1.98
(1,37)	1:A:104:ARG:H	2:B:79:LYS:HE2	4	1.98
(1,37)	1:A:104:ARG:H	2:B:79:LYS:HE3	4	1.98
(1,37)	1:A:104:ARG:H	2:B:79:LYS:HG2	4	1.98
(1,37)	1:A:104:ARG:H	2:B:79:LYS:HG3	4	1.98
(1,37)	1:A:104:ARG:H	2:B:79:LYS:HZ1	4	1.98
(1,37)	1:A:104:ARG:H	2:B:79:LYS:HZ2	4	1.98
(1,37)	1:A:104:ARG:H	2:B:79:LYS:HZ3	4	1.98
(1,37)	1:A:104:ARG:H	2:B:79:LYS:N	4	1.98
(1,37)	1:A:104:ARG:H	2:B:79:LYS:NZ	4	1.98
(1,37)	1:A:104:ARG:H	2:B:79:LYS:O	4	1.98

*Continued on next page...*

*Continued from previous page...*

Key	Atom-1	Atom-2	Model ID	Violation (Å)
(1,37)	1:A:104:ARG:H	2:B:80:ILE:C	4	1.98
(1,37)	1:A:104:ARG:H	2:B:80:ILE:CA	4	1.98
(1,37)	1:A:104:ARG:H	2:B:80:ILE:CB	4	1.98
(1,37)	1:A:104:ARG:H	2:B:80:ILE:CD1	4	1.98
(1,37)	1:A:104:ARG:H	2:B:80:ILE:CG1	4	1.98
(1,37)	1:A:104:ARG:H	2:B:80:ILE:CG2	4	1.98
(1,37)	1:A:104:ARG:H	2:B:80:ILE:H	4	1.98
(1,37)	1:A:104:ARG:H	2:B:80:ILE:HA	4	1.98
(1,37)	1:A:104:ARG:H	2:B:80:ILE:HB	4	1.98
(1,37)	1:A:104:ARG:H	2:B:80:ILE:HD11	4	1.98
(1,37)	1:A:104:ARG:H	2:B:80:ILE:HD12	4	1.98
(1,37)	1:A:104:ARG:H	2:B:80:ILE:HD13	4	1.98
(1,37)	1:A:104:ARG:H	2:B:80:ILE:HG12	4	1.98
(1,37)	1:A:104:ARG:H	2:B:80:ILE:HG13	4	1.98
(1,37)	1:A:104:ARG:H	2:B:80:ILE:HG21	4	1.98
(1,37)	1:A:104:ARG:H	2:B:80:ILE:HG22	4	1.98
(1,37)	1:A:104:ARG:H	2:B:80:ILE:HG23	4	1.98
(1,37)	1:A:104:ARG:H	2:B:80:ILE:N	4	1.98
(1,37)	1:A:104:ARG:H	2:B:80:ILE:O	4	1.98
(1,37)	1:A:104:ARG:H	2:B:84:GLN:C	4	1.98
(1,37)	1:A:104:ARG:H	2:B:84:GLN:CA	4	1.98
(1,37)	1:A:104:ARG:H	2:B:84:GLN:CB	4	1.98
(1,37)	1:A:104:ARG:H	2:B:84:GLN:CD	4	1.98
(1,37)	1:A:104:ARG:H	2:B:84:GLN:CG	4	1.98
(1,37)	1:A:104:ARG:H	2:B:84:GLN:H	4	1.98
(1,37)	1:A:104:ARG:H	2:B:84:GLN:HA	4	1.98
(1,37)	1:A:104:ARG:H	2:B:84:GLN:HB2	4	1.98
(1,37)	1:A:104:ARG:H	2:B:84:GLN:HB3	4	1.98
(1,37)	1:A:104:ARG:H	2:B:84:GLN:HE21	4	1.98
(1,37)	1:A:104:ARG:H	2:B:84:GLN:HE22	4	1.98
(1,37)	1:A:104:ARG:H	2:B:84:GLN:HG2	4	1.98
(1,37)	1:A:104:ARG:H	2:B:84:GLN:HG3	4	1.98
(1,37)	1:A:104:ARG:H	2:B:84:GLN:N	4	1.98
(1,37)	1:A:104:ARG:H	2:B:84:GLN:NE2	4	1.98
(1,37)	1:A:104:ARG:H	2:B:84:GLN:O	4	1.98
(1,37)	1:A:104:ARG:H	2:B:84:GLN:OE1	4	1.98
(1,37)	1:A:104:ARG:H	2:B:97:THR:C	4	1.98
(1,37)	1:A:104:ARG:H	2:B:97:THR:CA	4	1.98
(1,37)	1:A:104:ARG:H	2:B:97:THR:CB	4	1.98
(1,37)	1:A:104:ARG:H	2:B:97:THR:CG2	4	1.98
(1,37)	1:A:104:ARG:H	2:B:97:THR:H	4	1.98
(1,37)	1:A:104:ARG:H	2:B:97:THR:HA	4	1.98

*Continued on next page...*

*Continued from previous page...*

Key	Atom-1	Atom-2	Model ID	Violation (Å)
(1,37)	1:A:104:ARG:H	2:B:97:THR:HB	4	1.98
(1,37)	1:A:104:ARG:H	2:B:97:THR:HG1	4	1.98
(1,37)	1:A:104:ARG:H	2:B:97:THR:HG21	4	1.98
(1,37)	1:A:104:ARG:H	2:B:97:THR:HG22	4	1.98
(1,37)	1:A:104:ARG:H	2:B:97:THR:HG23	4	1.98
(1,37)	1:A:104:ARG:H	2:B:97:THR:N	4	1.98
(1,37)	1:A:104:ARG:H	2:B:97:THR:O	4	1.98
(1,37)	1:A:104:ARG:H	2:B:97:THR:OG1	4	1.98
(1,37)	1:A:104:ARG:H	2:B:99:HIS:C	4	1.98
(1,37)	1:A:104:ARG:H	2:B:99:HIS:CA	4	1.98
(1,37)	1:A:104:ARG:H	2:B:99:HIS:CB	4	1.98
(1,37)	1:A:104:ARG:H	2:B:99:HIS:CD2	4	1.98
(1,37)	1:A:104:ARG:H	2:B:99:HIS:CE1	4	1.98
(1,37)	1:A:104:ARG:H	2:B:99:HIS:CG	4	1.98
(1,37)	1:A:104:ARG:H	2:B:99:HIS:H	4	1.98
(1,37)	1:A:104:ARG:H	2:B:99:HIS:HA	4	1.98
(1,37)	1:A:104:ARG:H	2:B:99:HIS:HB2	4	1.98
(1,37)	1:A:104:ARG:H	2:B:99:HIS:HB3	4	1.98
(1,37)	1:A:104:ARG:H	2:B:99:HIS:HD1	4	1.98
(1,37)	1:A:104:ARG:H	2:B:99:HIS:HD2	4	1.98
(1,37)	1:A:104:ARG:H	2:B:99:HIS:HE1	4	1.98
(1,37)	1:A:104:ARG:H	2:B:99:HIS:HE2	4	1.98
(1,37)	1:A:104:ARG:H	2:B:99:HIS:N	4	1.98
(1,37)	1:A:104:ARG:H	2:B:99:HIS:ND1	4	1.98
(1,37)	1:A:104:ARG:H	2:B:99:HIS:NE2	4	1.98
(1,37)	1:A:104:ARG:H	2:B:99:HIS:O	4	1.98
(1,37)	1:A:104:ARG:H	2:B:101:VAL:C	4	1.98
(1,37)	1:A:104:ARG:H	2:B:101:VAL:CA	4	1.98
(1,37)	1:A:104:ARG:H	2:B:101:VAL:CB	4	1.98
(1,37)	1:A:104:ARG:H	2:B:101:VAL:CG1	4	1.98
(1,37)	1:A:104:ARG:H	2:B:101:VAL:CG2	4	1.98
(1,37)	1:A:104:ARG:H	2:B:101:VAL:H	4	1.98
(1,37)	1:A:104:ARG:H	2:B:101:VAL:HA	4	1.98
(1,37)	1:A:104:ARG:H	2:B:101:VAL:HB	4	1.98
(1,37)	1:A:104:ARG:H	2:B:101:VAL:HG11	4	1.98
(1,37)	1:A:104:ARG:H	2:B:101:VAL:HG12	4	1.98
(1,37)	1:A:104:ARG:H	2:B:101:VAL:HG13	4	1.98
(1,37)	1:A:104:ARG:H	2:B:101:VAL:HG21	4	1.98
(1,37)	1:A:104:ARG:H	2:B:101:VAL:HG22	4	1.98
(1,37)	1:A:104:ARG:H	2:B:101:VAL:HG23	4	1.98
(1,37)	1:A:104:ARG:H	2:B:101:VAL:N	4	1.98
(1,37)	1:A:104:ARG:H	2:B:101:VAL:O	4	1.98

*Continued on next page...*



*Continued from previous page...*

Key	Atom-1	Atom-2	Model ID	Violation (Å)
(1,37)	1:A:104:ARG:HA	2:B:75:ILE:C	4	1.98
(1,37)	1:A:104:ARG:HA	2:B:75:ILE:CA	4	1.98
(1,37)	1:A:104:ARG:HA	2:B:75:ILE:CB	4	1.98
(1,37)	1:A:104:ARG:HA	2:B:75:ILE:CD1	4	1.98
(1,37)	1:A:104:ARG:HA	2:B:75:ILE:CG1	4	1.98
(1,37)	1:A:104:ARG:HA	2:B:75:ILE:CG2	4	1.98
(1,37)	1:A:104:ARG:HA	2:B:75:ILE:H	4	1.98
(1,37)	1:A:104:ARG:HA	2:B:75:ILE:HA	4	1.98
(1,37)	1:A:104:ARG:HA	2:B:75:ILE:HB	4	1.98
(1,37)	1:A:104:ARG:HA	2:B:75:ILE:HD11	4	1.98
(1,37)	1:A:104:ARG:HA	2:B:75:ILE:HD12	4	1.98
(1,37)	1:A:104:ARG:HA	2:B:75:ILE:HD13	4	1.98
(1,37)	1:A:104:ARG:HA	2:B:75:ILE:HG12	4	1.98
(1,37)	1:A:104:ARG:HA	2:B:75:ILE:HG13	4	1.98
(1,37)	1:A:104:ARG:HA	2:B:75:ILE:HG21	4	1.98
(1,37)	1:A:104:ARG:HA	2:B:75:ILE:HG22	4	1.98
(1,37)	1:A:104:ARG:HA	2:B:75:ILE:HG23	4	1.98
(1,37)	1:A:104:ARG:HA	2:B:75:ILE:N	4	1.98
(1,37)	1:A:104:ARG:HA	2:B:75:ILE:O	4	1.98
(1,37)	1:A:104:ARG:HA	2:B:77:ALA:C	4	1.98
(1,37)	1:A:104:ARG:HA	2:B:77:ALA:CA	4	1.98
(1,37)	1:A:104:ARG:HA	2:B:77:ALA:CB	4	1.98
(1,37)	1:A:104:ARG:HA	2:B:77:ALA:H	4	1.98
(1,37)	1:A:104:ARG:HA	2:B:77:ALA:HA	4	1.98
(1,37)	1:A:104:ARG:HA	2:B:77:ALA:HB1	4	1.98
(1,37)	1:A:104:ARG:HA	2:B:77:ALA:HB2	4	1.98
(1,37)	1:A:104:ARG:HA	2:B:77:ALA:HB3	4	1.98
(1,37)	1:A:104:ARG:HA	2:B:77:ALA:N	4	1.98
(1,37)	1:A:104:ARG:HA	2:B:77:ALA:O	4	1.98
(1,37)	1:A:104:ARG:HA	2:B:78:GLY:C	4	1.98
(1,37)	1:A:104:ARG:HA	2:B:78:GLY:CA	4	1.98
(1,37)	1:A:104:ARG:HA	2:B:78:GLY:H	4	1.98
(1,37)	1:A:104:ARG:HA	2:B:78:GLY:HA2	4	1.98
(1,37)	1:A:104:ARG:HA	2:B:78:GLY:HA3	4	1.98
(1,37)	1:A:104:ARG:HA	2:B:78:GLY:N	4	1.98
(1,37)	1:A:104:ARG:HA	2:B:78:GLY:O	4	1.98
(1,37)	1:A:104:ARG:HA	2:B:79:LYS:C	4	1.98
(1,37)	1:A:104:ARG:HA	2:B:79:LYS:CA	4	1.98
(1,37)	1:A:104:ARG:HA	2:B:79:LYS:CB	4	1.98
(1,37)	1:A:104:ARG:HA	2:B:79:LYS:CD	4	1.98
(1,37)	1:A:104:ARG:HA	2:B:79:LYS:CE	4	1.98
(1,37)	1:A:104:ARG:HA	2:B:79:LYS:CG	4	1.98

*Continued on next page...*

*Continued from previous page...*

Key	Atom-1	Atom-2	Model ID	Violation (Å)
(1,37)	1:A:104:ARG:HA	2:B:79:LYS:H	4	1.98
(1,37)	1:A:104:ARG:HA	2:B:79:LYS:HA	4	1.98
(1,37)	1:A:104:ARG:HA	2:B:79:LYS:HB2	4	1.98
(1,37)	1:A:104:ARG:HA	2:B:79:LYS:HB3	4	1.98
(1,37)	1:A:104:ARG:HA	2:B:79:LYS:HD2	4	1.98
(1,37)	1:A:104:ARG:HA	2:B:79:LYS:HD3	4	1.98
(1,37)	1:A:104:ARG:HA	2:B:79:LYS:HE2	4	1.98
(1,37)	1:A:104:ARG:HA	2:B:79:LYS:HE3	4	1.98
(1,37)	1:A:104:ARG:HA	2:B:79:LYS:HG2	4	1.98
(1,37)	1:A:104:ARG:HA	2:B:79:LYS:HG3	4	1.98
(1,37)	1:A:104:ARG:HA	2:B:79:LYS:HZ1	4	1.98
(1,37)	1:A:104:ARG:HA	2:B:79:LYS:HZ2	4	1.98
(1,37)	1:A:104:ARG:HA	2:B:79:LYS:HZ3	4	1.98
(1,37)	1:A:104:ARG:HA	2:B:79:LYS:N	4	1.98
(1,37)	1:A:104:ARG:HA	2:B:79:LYS:NZ	4	1.98
(1,37)	1:A:104:ARG:HA	2:B:79:LYS:O	4	1.98
(1,37)	1:A:104:ARG:HA	2:B:80:ILE:C	4	1.98
(1,37)	1:A:104:ARG:HA	2:B:80:ILE:CA	4	1.98
(1,37)	1:A:104:ARG:HA	2:B:80:ILE:CB	4	1.98
(1,37)	1:A:104:ARG:HA	2:B:80:ILE:CD1	4	1.98
(1,37)	1:A:104:ARG:HA	2:B:80:ILE:CG1	4	1.98
(1,37)	1:A:104:ARG:HA	2:B:80:ILE:CG2	4	1.98
(1,37)	1:A:104:ARG:HA	2:B:80:ILE:H	4	1.98
(1,37)	1:A:104:ARG:HA	2:B:80:ILE:HA	4	1.98
(1,37)	1:A:104:ARG:HA	2:B:80:ILE:HB	4	1.98
(1,37)	1:A:104:ARG:HA	2:B:80:ILE:HD11	4	1.98
(1,37)	1:A:104:ARG:HA	2:B:80:ILE:HD12	4	1.98
(1,37)	1:A:104:ARG:HA	2:B:80:ILE:HD13	4	1.98
(1,37)	1:A:104:ARG:HA	2:B:80:ILE:HG12	4	1.98
(1,37)	1:A:104:ARG:HA	2:B:80:ILE:HG13	4	1.98
(1,37)	1:A:104:ARG:HA	2:B:80:ILE:HG21	4	1.98
(1,37)	1:A:104:ARG:HA	2:B:80:ILE:HG22	4	1.98
(1,37)	1:A:104:ARG:HA	2:B:80:ILE:HG23	4	1.98
(1,37)	1:A:104:ARG:HA	2:B:80:ILE:N	4	1.98
(1,37)	1:A:104:ARG:HA	2:B:80:ILE:O	4	1.98
(1,37)	1:A:104:ARG:HA	2:B:84:GLN:C	4	1.98
(1,37)	1:A:104:ARG:HA	2:B:84:GLN:CA	4	1.98
(1,37)	1:A:104:ARG:HA	2:B:84:GLN:CB	4	1.98
(1,37)	1:A:104:ARG:HA	2:B:84:GLN:CD	4	1.98
(1,37)	1:A:104:ARG:HA	2:B:84:GLN:CG	4	1.98
(1,37)	1:A:104:ARG:HA	2:B:84:GLN:H	4	1.98
(1,37)	1:A:104:ARG:HA	2:B:84:GLN:HA	4	1.98

*Continued on next page...*

*Continued from previous page...*

Key	Atom-1	Atom-2	Model ID	Violation (Å)
(1,37)	1:A:104:ARG:HA	2:B:84:GLN:HB2	4	1.98
(1,37)	1:A:104:ARG:HA	2:B:84:GLN:HB3	4	1.98
(1,37)	1:A:104:ARG:HA	2:B:84:GLN:HE21	4	1.98
(1,37)	1:A:104:ARG:HA	2:B:84:GLN:HE22	4	1.98
(1,37)	1:A:104:ARG:HA	2:B:84:GLN:HG2	4	1.98
(1,37)	1:A:104:ARG:HA	2:B:84:GLN:HG3	4	1.98
(1,37)	1:A:104:ARG:HA	2:B:84:GLN:N	4	1.98
(1,37)	1:A:104:ARG:HA	2:B:84:GLN:NE2	4	1.98
(1,37)	1:A:104:ARG:HA	2:B:84:GLN:O	4	1.98
(1,37)	1:A:104:ARG:HA	2:B:84:GLN:OE1	4	1.98
(1,37)	1:A:104:ARG:HA	2:B:97:THR:C	4	1.98
(1,37)	1:A:104:ARG:HA	2:B:97:THR:CA	4	1.98
(1,37)	1:A:104:ARG:HA	2:B:97:THR:CB	4	1.98
(1,37)	1:A:104:ARG:HA	2:B:97:THR:CG2	4	1.98
(1,37)	1:A:104:ARG:HA	2:B:97:THR:H	4	1.98
(1,37)	1:A:104:ARG:HA	2:B:97:THR:HA	4	1.98
(1,37)	1:A:104:ARG:HA	2:B:97:THR:HB	4	1.98
(1,37)	1:A:104:ARG:HA	2:B:97:THR:HG1	4	1.98
(1,37)	1:A:104:ARG:HA	2:B:97:THR:HG21	4	1.98
(1,37)	1:A:104:ARG:HA	2:B:97:THR:HG22	4	1.98
(1,37)	1:A:104:ARG:HA	2:B:97:THR:HG23	4	1.98
(1,37)	1:A:104:ARG:HA	2:B:97:THR:N	4	1.98
(1,37)	1:A:104:ARG:HA	2:B:97:THR:O	4	1.98
(1,37)	1:A:104:ARG:HA	2:B:97:THR:OG1	4	1.98
(1,37)	1:A:104:ARG:HA	2:B:99:HIS:C	4	1.98
(1,37)	1:A:104:ARG:HA	2:B:99:HIS:CA	4	1.98
(1,37)	1:A:104:ARG:HA	2:B:99:HIS:CB	4	1.98
(1,37)	1:A:104:ARG:HA	2:B:99:HIS:CD2	4	1.98
(1,37)	1:A:104:ARG:HA	2:B:99:HIS:CE1	4	1.98
(1,37)	1:A:104:ARG:HA	2:B:99:HIS:CG	4	1.98
(1,37)	1:A:104:ARG:HA	2:B:99:HIS:H	4	1.98
(1,37)	1:A:104:ARG:HA	2:B:99:HIS:HA	4	1.98
(1,37)	1:A:104:ARG:HA	2:B:99:HIS:HB2	4	1.98
(1,37)	1:A:104:ARG:HA	2:B:99:HIS:HB3	4	1.98
(1,37)	1:A:104:ARG:HA	2:B:99:HIS:HD1	4	1.98
(1,37)	1:A:104:ARG:HA	2:B:99:HIS:HD2	4	1.98
(1,37)	1:A:104:ARG:HA	2:B:99:HIS:HE1	4	1.98
(1,37)	1:A:104:ARG:HA	2:B:99:HIS:HE2	4	1.98
(1,37)	1:A:104:ARG:HA	2:B:99:HIS:N	4	1.98
(1,37)	1:A:104:ARG:HA	2:B:99:HIS:ND1	4	1.98
(1,37)	1:A:104:ARG:HA	2:B:99:HIS:NE2	4	1.98
(1,37)	1:A:104:ARG:HA	2:B:99:HIS:O	4	1.98

*Continued on next page...*

*Continued from previous page...*

Key	Atom-1	Atom-2	Model ID	Violation (Å)
(1,37)	1:A:104:ARG:HA	2:B:101:VAL:C	4	1.98
(1,37)	1:A:104:ARG:HA	2:B:101:VAL:CA	4	1.98
(1,37)	1:A:104:ARG:HA	2:B:101:VAL:CB	4	1.98
(1,37)	1:A:104:ARG:HA	2:B:101:VAL:CG1	4	1.98
(1,37)	1:A:104:ARG:HA	2:B:101:VAL:CG2	4	1.98
(1,37)	1:A:104:ARG:HA	2:B:101:VAL:H	4	1.98
(1,37)	1:A:104:ARG:HA	2:B:101:VAL:HA	4	1.98
(1,37)	1:A:104:ARG:HA	2:B:101:VAL:HB	4	1.98
(1,37)	1:A:104:ARG:HA	2:B:101:VAL:HG11	4	1.98
(1,37)	1:A:104:ARG:HA	2:B:101:VAL:HG12	4	1.98
(1,37)	1:A:104:ARG:HA	2:B:101:VAL:HG13	4	1.98
(1,37)	1:A:104:ARG:HA	2:B:101:VAL:HG21	4	1.98
(1,37)	1:A:104:ARG:HA	2:B:101:VAL:HG22	4	1.98
(1,37)	1:A:104:ARG:HA	2:B:101:VAL:HG23	4	1.98
(1,37)	1:A:104:ARG:HA	2:B:101:VAL:N	4	1.98
(1,37)	1:A:104:ARG:HA	2:B:101:VAL:O	4	1.98
(1,37)	1:A:104:ARG:HB2	2:B:75:ILE:C	4	1.98
(1,37)	1:A:104:ARG:HB2	2:B:75:ILE:CA	4	1.98
(1,37)	1:A:104:ARG:HB2	2:B:75:ILE:CB	4	1.98
(1,37)	1:A:104:ARG:HB2	2:B:75:ILE:CD1	4	1.98
(1,37)	1:A:104:ARG:HB2	2:B:75:ILE:CG1	4	1.98
(1,37)	1:A:104:ARG:HB2	2:B:75:ILE:CG2	4	1.98
(1,37)	1:A:104:ARG:HB2	2:B:75:ILE:H	4	1.98
(1,37)	1:A:104:ARG:HB2	2:B:75:ILE:HA	4	1.98
(1,37)	1:A:104:ARG:HB2	2:B:75:ILE:HB	4	1.98
(1,37)	1:A:104:ARG:HB2	2:B:75:ILE:HD11	4	1.98
(1,37)	1:A:104:ARG:HB2	2:B:75:ILE:HD12	4	1.98
(1,37)	1:A:104:ARG:HB2	2:B:75:ILE:HD13	4	1.98
(1,37)	1:A:104:ARG:HB2	2:B:75:ILE:HG12	4	1.98
(1,37)	1:A:104:ARG:HB2	2:B:75:ILE:HG13	4	1.98
(1,37)	1:A:104:ARG:HB2	2:B:75:ILE:HG21	4	1.98
(1,37)	1:A:104:ARG:HB2	2:B:75:ILE:HG22	4	1.98
(1,37)	1:A:104:ARG:HB2	2:B:75:ILE:HG23	4	1.98
(1,37)	1:A:104:ARG:HB2	2:B:75:ILE:N	4	1.98
(1,37)	1:A:104:ARG:HB2	2:B:75:ILE:O	4	1.98
(1,37)	1:A:104:ARG:HB2	2:B:77:ALA:C	4	1.98
(1,37)	1:A:104:ARG:HB2	2:B:77:ALA:CA	4	1.98
(1,37)	1:A:104:ARG:HB2	2:B:77:ALA:CB	4	1.98
(1,37)	1:A:104:ARG:HB2	2:B:77:ALA:H	4	1.98
(1,37)	1:A:104:ARG:HB2	2:B:77:ALA:HA	4	1.98
(1,37)	1:A:104:ARG:HB2	2:B:77:ALA:HB1	4	1.98
(1,37)	1:A:104:ARG:HB2	2:B:77:ALA:HB2	4	1.98

*Continued on next page...*

*Continued from previous page...*

Key	Atom-1	Atom-2	Model ID	Violation (Å)
(1,37)	1:A:104:ARG:HB2	2:B:77:ALA:HB3	4	1.98
(1,37)	1:A:104:ARG:HB2	2:B:77:ALA:N	4	1.98
(1,37)	1:A:104:ARG:HB2	2:B:77:ALA:O	4	1.98
(1,37)	1:A:104:ARG:HB2	2:B:78:GLY:C	4	1.98
(1,37)	1:A:104:ARG:HB2	2:B:78:GLY:CA	4	1.98
(1,37)	1:A:104:ARG:HB2	2:B:78:GLY:H	4	1.98
(1,37)	1:A:104:ARG:HB2	2:B:78:GLY:HA2	4	1.98
(1,37)	1:A:104:ARG:HB2	2:B:78:GLY:HA3	4	1.98
(1,37)	1:A:104:ARG:HB2	2:B:78:GLY:N	4	1.98
(1,37)	1:A:104:ARG:HB2	2:B:78:GLY:O	4	1.98
(1,37)	1:A:104:ARG:HB2	2:B:79:LYS:C	4	1.98
(1,37)	1:A:104:ARG:HB2	2:B:79:LYS:CA	4	1.98
(1,37)	1:A:104:ARG:HB2	2:B:79:LYS:CB	4	1.98
(1,37)	1:A:104:ARG:HB2	2:B:79:LYS:CD	4	1.98
(1,37)	1:A:104:ARG:HB2	2:B:79:LYS:CE	4	1.98
(1,37)	1:A:104:ARG:HB2	2:B:79:LYS:CG	4	1.98
(1,37)	1:A:104:ARG:HB2	2:B:79:LYS:H	4	1.98
(1,37)	1:A:104:ARG:HB2	2:B:79:LYS:HA	4	1.98
(1,37)	1:A:104:ARG:HB2	2:B:79:LYS:HB2	4	1.98
(1,37)	1:A:104:ARG:HB2	2:B:79:LYS:HB3	4	1.98
(1,37)	1:A:104:ARG:HB2	2:B:79:LYS:HD2	4	1.98
(1,37)	1:A:104:ARG:HB2	2:B:79:LYS:HD3	4	1.98
(1,37)	1:A:104:ARG:HB2	2:B:79:LYS:HE2	4	1.98
(1,37)	1:A:104:ARG:HB2	2:B:79:LYS:HE3	4	1.98
(1,37)	1:A:104:ARG:HB2	2:B:79:LYS:HG2	4	1.98
(1,37)	1:A:104:ARG:HB2	2:B:79:LYS:HG3	4	1.98
(1,37)	1:A:104:ARG:HB2	2:B:79:LYS:HZ1	4	1.98
(1,37)	1:A:104:ARG:HB2	2:B:79:LYS:HZ2	4	1.98
(1,37)	1:A:104:ARG:HB2	2:B:79:LYS:HZ3	4	1.98
(1,37)	1:A:104:ARG:HB2	2:B:79:LYS:N	4	1.98
(1,37)	1:A:104:ARG:HB2	2:B:79:LYS:NZ	4	1.98
(1,37)	1:A:104:ARG:HB2	2:B:79:LYS:O	4	1.98
(1,37)	1:A:104:ARG:HB2	2:B:80:ILE:C	4	1.98
(1,37)	1:A:104:ARG:HB2	2:B:80:ILE:CA	4	1.98
(1,37)	1:A:104:ARG:HB2	2:B:80:ILE:CB	4	1.98
(1,37)	1:A:104:ARG:HB2	2:B:80:ILE:CD1	4	1.98
(1,37)	1:A:104:ARG:HB2	2:B:80:ILE:CG1	4	1.98
(1,37)	1:A:104:ARG:HB2	2:B:80:ILE:CG2	4	1.98
(1,37)	1:A:104:ARG:HB2	2:B:80:ILE:H	4	1.98
(1,37)	1:A:104:ARG:HB2	2:B:80:ILE:HA	4	1.98
(1,37)	1:A:104:ARG:HB2	2:B:80:ILE:HB	4	1.98
(1,37)	1:A:104:ARG:HB2	2:B:80:ILE:HD11	4	1.98

*Continued on next page...*

*Continued from previous page...*

Key	Atom-1	Atom-2	Model ID	Violation (Å)
(1,37)	1:A:104:ARG:HB2	2:B:80:ILE:HD12	4	1.98
(1,37)	1:A:104:ARG:HB2	2:B:80:ILE:HD13	4	1.98
(1,37)	1:A:104:ARG:HB2	2:B:80:ILE:HG12	4	1.98
(1,37)	1:A:104:ARG:HB2	2:B:80:ILE:HG13	4	1.98
(1,37)	1:A:104:ARG:HB2	2:B:80:ILE:HG21	4	1.98
(1,37)	1:A:104:ARG:HB2	2:B:80:ILE:HG22	4	1.98
(1,37)	1:A:104:ARG:HB2	2:B:80:ILE:HG23	4	1.98
(1,37)	1:A:104:ARG:HB2	2:B:80:ILE:N	4	1.98
(1,37)	1:A:104:ARG:HB2	2:B:80:ILE:O	4	1.98
(1,37)	1:A:104:ARG:HB2	2:B:84:GLN:C	4	1.98
(1,37)	1:A:104:ARG:HB2	2:B:84:GLN:CA	4	1.98
(1,37)	1:A:104:ARG:HB2	2:B:84:GLN:CB	4	1.98
(1,37)	1:A:104:ARG:HB2	2:B:84:GLN:CD	4	1.98
(1,37)	1:A:104:ARG:HB2	2:B:84:GLN:CG	4	1.98
(1,37)	1:A:104:ARG:HB2	2:B:84:GLN:H	4	1.98
(1,37)	1:A:104:ARG:HB2	2:B:84:GLN:HA	4	1.98
(1,37)	1:A:104:ARG:HB2	2:B:84:GLN:HB2	4	1.98
(1,37)	1:A:104:ARG:HB2	2:B:84:GLN:HB3	4	1.98
(1,37)	1:A:104:ARG:HB2	2:B:84:GLN:HE21	4	1.98
(1,37)	1:A:104:ARG:HB2	2:B:84:GLN:HE22	4	1.98
(1,37)	1:A:104:ARG:HB2	2:B:84:GLN:HG2	4	1.98
(1,37)	1:A:104:ARG:HB2	2:B:84:GLN:HG3	4	1.98
(1,37)	1:A:104:ARG:HB2	2:B:84:GLN:N	4	1.98
(1,37)	1:A:104:ARG:HB2	2:B:84:GLN:NE2	4	1.98
(1,37)	1:A:104:ARG:HB2	2:B:84:GLN:O	4	1.98
(1,37)	1:A:104:ARG:HB2	2:B:84:GLN:OE1	4	1.98
(1,37)	1:A:104:ARG:HB2	2:B:97:THR:C	4	1.98
(1,37)	1:A:104:ARG:HB2	2:B:97:THR:CA	4	1.98
(1,37)	1:A:104:ARG:HB2	2:B:97:THR:CB	4	1.98
(1,37)	1:A:104:ARG:HB2	2:B:97:THR:CG2	4	1.98
(1,37)	1:A:104:ARG:HB2	2:B:97:THR:H	4	1.98
(1,37)	1:A:104:ARG:HB2	2:B:97:THR:HA	4	1.98
(1,37)	1:A:104:ARG:HB2	2:B:97:THR:HB	4	1.98
(1,37)	1:A:104:ARG:HB2	2:B:97:THR:HG1	4	1.98
(1,37)	1:A:104:ARG:HB2	2:B:97:THR:HG21	4	1.98
(1,37)	1:A:104:ARG:HB2	2:B:97:THR:HG22	4	1.98
(1,37)	1:A:104:ARG:HB2	2:B:97:THR:HG23	4	1.98
(1,37)	1:A:104:ARG:HB2	2:B:97:THR:N	4	1.98
(1,37)	1:A:104:ARG:HB2	2:B:97:THR:O	4	1.98
(1,37)	1:A:104:ARG:HB2	2:B:97:THR:OG1	4	1.98
(1,37)	1:A:104:ARG:HB2	2:B:99:HIS:C	4	1.98
(1,37)	1:A:104:ARG:HB2	2:B:99:HIS:CA	4	1.98

*Continued on next page...*

*Continued from previous page...*

Key	Atom-1	Atom-2	Model ID	Violation (Å)
(1,37)	1:A:104:ARG:HB2	2:B:99:HIS:CB	4	1.98
(1,37)	1:A:104:ARG:HB2	2:B:99:HIS:CD2	4	1.98
(1,37)	1:A:104:ARG:HB2	2:B:99:HIS:CE1	4	1.98
(1,37)	1:A:104:ARG:HB2	2:B:99:HIS:CG	4	1.98
(1,37)	1:A:104:ARG:HB2	2:B:99:HIS:H	4	1.98
(1,37)	1:A:104:ARG:HB2	2:B:99:HIS:HA	4	1.98
(1,37)	1:A:104:ARG:HB2	2:B:99:HIS:HB2	4	1.98
(1,37)	1:A:104:ARG:HB2	2:B:99:HIS:HB3	4	1.98
(1,37)	1:A:104:ARG:HB2	2:B:99:HIS:HD1	4	1.98
(1,37)	1:A:104:ARG:HB2	2:B:99:HIS:HD2	4	1.98
(1,37)	1:A:104:ARG:HB2	2:B:99:HIS:HE1	4	1.98
(1,37)	1:A:104:ARG:HB2	2:B:99:HIS:HE2	4	1.98
(1,37)	1:A:104:ARG:HB2	2:B:99:HIS:N	4	1.98
(1,37)	1:A:104:ARG:HB2	2:B:99:HIS:ND1	4	1.98
(1,37)	1:A:104:ARG:HB2	2:B:99:HIS:NE2	4	1.98
(1,37)	1:A:104:ARG:HB2	2:B:99:HIS:O	4	1.98
(1,37)	1:A:104:ARG:HB2	2:B:101:VAL:C	4	1.98
(1,37)	1:A:104:ARG:HB2	2:B:101:VAL:CA	4	1.98
(1,37)	1:A:104:ARG:HB2	2:B:101:VAL:CB	4	1.98
(1,37)	1:A:104:ARG:HB2	2:B:101:VAL:CG1	4	1.98
(1,37)	1:A:104:ARG:HB2	2:B:101:VAL:CG2	4	1.98
(1,37)	1:A:104:ARG:HB2	2:B:101:VAL:H	4	1.98
(1,37)	1:A:104:ARG:HB2	2:B:101:VAL:HA	4	1.98
(1,37)	1:A:104:ARG:HB2	2:B:101:VAL:HB	4	1.98
(1,37)	1:A:104:ARG:HB2	2:B:101:VAL:HG11	4	1.98
(1,37)	1:A:104:ARG:HB2	2:B:101:VAL:HG12	4	1.98
(1,37)	1:A:104:ARG:HB2	2:B:101:VAL:HG13	4	1.98
(1,37)	1:A:104:ARG:HB2	2:B:101:VAL:HG21	4	1.98
(1,37)	1:A:104:ARG:HB2	2:B:101:VAL:HG22	4	1.98
(1,37)	1:A:104:ARG:HB2	2:B:101:VAL:HG23	4	1.98
(1,37)	1:A:104:ARG:HB2	2:B:101:VAL:N	4	1.98
(1,37)	1:A:104:ARG:HB2	2:B:101:VAL:O	4	1.98
(1,37)	1:A:104:ARG:HB3	2:B:75:ILE:C	4	1.98
(1,37)	1:A:104:ARG:HB3	2:B:75:ILE:CA	4	1.98
(1,37)	1:A:104:ARG:HB3	2:B:75:ILE:CB	4	1.98
(1,37)	1:A:104:ARG:HB3	2:B:75:ILE:CD1	4	1.98
(1,37)	1:A:104:ARG:HB3	2:B:75:ILE:CG1	4	1.98
(1,37)	1:A:104:ARG:HB3	2:B:75:ILE:CG2	4	1.98
(1,37)	1:A:104:ARG:HB3	2:B:75:ILE:H	4	1.98
(1,37)	1:A:104:ARG:HB3	2:B:75:ILE:HA	4	1.98
(1,37)	1:A:104:ARG:HB3	2:B:75:ILE:HB	4	1.98
(1,37)	1:A:104:ARG:HB3	2:B:75:ILE:HD11	4	1.98

*Continued on next page...*

*Continued from previous page...*

Key	Atom-1	Atom-2	Model ID	Violation (Å)
(1,37)	1:A:104:ARG:HB3	2:B:75:ILE:HD12	4	1.98
(1,37)	1:A:104:ARG:HB3	2:B:75:ILE:HD13	4	1.98
(1,37)	1:A:104:ARG:HB3	2:B:75:ILE:HG12	4	1.98
(1,37)	1:A:104:ARG:HB3	2:B:75:ILE:HG13	4	1.98
(1,37)	1:A:104:ARG:HB3	2:B:75:ILE:HG21	4	1.98
(1,37)	1:A:104:ARG:HB3	2:B:75:ILE:HG22	4	1.98
(1,37)	1:A:104:ARG:HB3	2:B:75:ILE:HG23	4	1.98
(1,37)	1:A:104:ARG:HB3	2:B:75:ILE:N	4	1.98
(1,37)	1:A:104:ARG:HB3	2:B:75:ILE:O	4	1.98
(1,37)	1:A:104:ARG:HB3	2:B:77:ALA:C	4	1.98
(1,37)	1:A:104:ARG:HB3	2:B:77:ALA:CA	4	1.98
(1,37)	1:A:104:ARG:HB3	2:B:77:ALA:CB	4	1.98
(1,37)	1:A:104:ARG:HB3	2:B:77:ALA:H	4	1.98
(1,37)	1:A:104:ARG:HB3	2:B:77:ALA:HA	4	1.98
(1,37)	1:A:104:ARG:HB3	2:B:77:ALA:HB1	4	1.98
(1,37)	1:A:104:ARG:HB3	2:B:77:ALA:HB2	4	1.98
(1,37)	1:A:104:ARG:HB3	2:B:77:ALA:HB3	4	1.98
(1,37)	1:A:104:ARG:HB3	2:B:77:ALA:N	4	1.98
(1,37)	1:A:104:ARG:HB3	2:B:77:ALA:O	4	1.98
(1,37)	1:A:104:ARG:HB3	2:B:78:GLY:C	4	1.98
(1,37)	1:A:104:ARG:HB3	2:B:78:GLY:CA	4	1.98
(1,37)	1:A:104:ARG:HB3	2:B:78:GLY:H	4	1.98
(1,37)	1:A:104:ARG:HB3	2:B:78:GLY:HA2	4	1.98
(1,37)	1:A:104:ARG:HB3	2:B:78:GLY:HA3	4	1.98
(1,37)	1:A:104:ARG:HB3	2:B:78:GLY:N	4	1.98
(1,37)	1:A:104:ARG:HB3	2:B:78:GLY:O	4	1.98
(1,37)	1:A:104:ARG:HB3	2:B:79:LYS:C	4	1.98
(1,37)	1:A:104:ARG:HB3	2:B:79:LYS:CA	4	1.98
(1,37)	1:A:104:ARG:HB3	2:B:79:LYS:CB	4	1.98
(1,37)	1:A:104:ARG:HB3	2:B:79:LYS:CD	4	1.98
(1,37)	1:A:104:ARG:HB3	2:B:79:LYS:CE	4	1.98
(1,37)	1:A:104:ARG:HB3	2:B:79:LYS:CG	4	1.98
(1,37)	1:A:104:ARG:HB3	2:B:79:LYS:H	4	1.98
(1,37)	1:A:104:ARG:HB3	2:B:79:LYS:HA	4	1.98
(1,37)	1:A:104:ARG:HB3	2:B:79:LYS:HB2	4	1.98
(1,37)	1:A:104:ARG:HB3	2:B:79:LYS:HB3	4	1.98
(1,37)	1:A:104:ARG:HB3	2:B:79:LYS:HD2	4	1.98
(1,37)	1:A:104:ARG:HB3	2:B:79:LYS:HD3	4	1.98
(1,37)	1:A:104:ARG:HB3	2:B:79:LYS:HE2	4	1.98
(1,37)	1:A:104:ARG:HB3	2:B:79:LYS:HE3	4	1.98
(1,37)	1:A:104:ARG:HB3	2:B:79:LYS:HG2	4	1.98
(1,37)	1:A:104:ARG:HB3	2:B:79:LYS:HG3	4	1.98

*Continued on next page...*



*Continued from previous page...*

Key	Atom-1	Atom-2	Model ID	Violation (Å)
(1,37)	1:A:104:ARG:HB3	2:B:79:LYS:HZ1	4	1.98
(1,37)	1:A:104:ARG:HB3	2:B:79:LYS:HZ2	4	1.98
(1,37)	1:A:104:ARG:HB3	2:B:79:LYS:HZ3	4	1.98
(1,37)	1:A:104:ARG:HB3	2:B:79:LYS:N	4	1.98
(1,37)	1:A:104:ARG:HB3	2:B:79:LYS:NZ	4	1.98
(1,37)	1:A:104:ARG:HB3	2:B:79:LYS:O	4	1.98
(1,37)	1:A:104:ARG:HB3	2:B:80:ILE:C	4	1.98
(1,37)	1:A:104:ARG:HB3	2:B:80:ILE:CA	4	1.98
(1,37)	1:A:104:ARG:HB3	2:B:80:ILE:CB	4	1.98
(1,37)	1:A:104:ARG:HB3	2:B:80:ILE:CD1	4	1.98
(1,37)	1:A:104:ARG:HB3	2:B:80:ILE:CG1	4	1.98
(1,37)	1:A:104:ARG:HB3	2:B:80:ILE:CG2	4	1.98
(1,37)	1:A:104:ARG:HB3	2:B:80:ILE:H	4	1.98
(1,37)	1:A:104:ARG:HB3	2:B:80:ILE:HA	4	1.98
(1,37)	1:A:104:ARG:HB3	2:B:80:ILE:HB	4	1.98
(1,37)	1:A:104:ARG:HB3	2:B:80:ILE:HD11	4	1.98
(1,37)	1:A:104:ARG:HB3	2:B:80:ILE:HD12	4	1.98
(1,37)	1:A:104:ARG:HB3	2:B:80:ILE:HD13	4	1.98
(1,37)	1:A:104:ARG:HB3	2:B:80:ILE:HG12	4	1.98
(1,37)	1:A:104:ARG:HB3	2:B:80:ILE:HG13	4	1.98
(1,37)	1:A:104:ARG:HB3	2:B:80:ILE:HG21	4	1.98
(1,37)	1:A:104:ARG:HB3	2:B:80:ILE:HG22	4	1.98
(1,37)	1:A:104:ARG:HB3	2:B:80:ILE:HG23	4	1.98
(1,37)	1:A:104:ARG:HB3	2:B:80:ILE:N	4	1.98
(1,37)	1:A:104:ARG:HB3	2:B:80:ILE:O	4	1.98
(1,37)	1:A:104:ARG:HB3	2:B:84:GLN:C	4	1.98
(1,37)	1:A:104:ARG:HB3	2:B:84:GLN:CA	4	1.98
(1,37)	1:A:104:ARG:HB3	2:B:84:GLN:CB	4	1.98
(1,37)	1:A:104:ARG:HB3	2:B:84:GLN:CD	4	1.98
(1,37)	1:A:104:ARG:HB3	2:B:84:GLN:CG	4	1.98
(1,37)	1:A:104:ARG:HB3	2:B:84:GLN:H	4	1.98
(1,37)	1:A:104:ARG:HB3	2:B:84:GLN:HA	4	1.98
(1,37)	1:A:104:ARG:HB3	2:B:84:GLN:HB2	4	1.98
(1,37)	1:A:104:ARG:HB3	2:B:84:GLN:HB3	4	1.98
(1,37)	1:A:104:ARG:HB3	2:B:84:GLN:HE21	4	1.98
(1,37)	1:A:104:ARG:HB3	2:B:84:GLN:HE22	4	1.98
(1,37)	1:A:104:ARG:HB3	2:B:84:GLN:HG2	4	1.98
(1,37)	1:A:104:ARG:HB3	2:B:84:GLN:HG3	4	1.98
(1,37)	1:A:104:ARG:HB3	2:B:84:GLN:N	4	1.98
(1,37)	1:A:104:ARG:HB3	2:B:84:GLN:NE2	4	1.98
(1,37)	1:A:104:ARG:HB3	2:B:84:GLN:O	4	1.98
(1,37)	1:A:104:ARG:HB3	2:B:84:GLN:OE1	4	1.98

*Continued on next page...*

*Continued from previous page...*

Key	Atom-1	Atom-2	Model ID	Violation (Å)
(1,37)	1:A:104:ARG:HB3	2:B:97:THR:C	4	1.98
(1,37)	1:A:104:ARG:HB3	2:B:97:THR:CA	4	1.98
(1,37)	1:A:104:ARG:HB3	2:B:97:THR:CB	4	1.98
(1,37)	1:A:104:ARG:HB3	2:B:97:THR:CG2	4	1.98
(1,37)	1:A:104:ARG:HB3	2:B:97:THR:H	4	1.98
(1,37)	1:A:104:ARG:HB3	2:B:97:THR:HA	4	1.98
(1,37)	1:A:104:ARG:HB3	2:B:97:THR:HB	4	1.98
(1,37)	1:A:104:ARG:HB3	2:B:97:THR:HG1	4	1.98
(1,37)	1:A:104:ARG:HB3	2:B:97:THR:HG21	4	1.98
(1,37)	1:A:104:ARG:HB3	2:B:97:THR:HG22	4	1.98
(1,37)	1:A:104:ARG:HB3	2:B:97:THR:HG23	4	1.98
(1,37)	1:A:104:ARG:HB3	2:B:97:THR:N	4	1.98
(1,37)	1:A:104:ARG:HB3	2:B:97:THR:O	4	1.98
(1,37)	1:A:104:ARG:HB3	2:B:97:THR:OG1	4	1.98
(1,37)	1:A:104:ARG:HB3	2:B:99:HIS:C	4	1.98
(1,37)	1:A:104:ARG:HB3	2:B:99:HIS:CA	4	1.98
(1,37)	1:A:104:ARG:HB3	2:B:99:HIS:CB	4	1.98
(1,37)	1:A:104:ARG:HB3	2:B:99:HIS:CD2	4	1.98
(1,37)	1:A:104:ARG:HB3	2:B:99:HIS:CE1	4	1.98
(1,37)	1:A:104:ARG:HB3	2:B:99:HIS:CG	4	1.98
(1,37)	1:A:104:ARG:HB3	2:B:99:HIS:H	4	1.98
(1,37)	1:A:104:ARG:HB3	2:B:99:HIS:HA	4	1.98
(1,37)	1:A:104:ARG:HB3	2:B:99:HIS:HB2	4	1.98
(1,37)	1:A:104:ARG:HB3	2:B:99:HIS:HB3	4	1.98
(1,37)	1:A:104:ARG:HB3	2:B:99:HIS:HD1	4	1.98
(1,37)	1:A:104:ARG:HB3	2:B:99:HIS:HD2	4	1.98
(1,37)	1:A:104:ARG:HB3	2:B:99:HIS:HE1	4	1.98
(1,37)	1:A:104:ARG:HB3	2:B:99:HIS:HE2	4	1.98
(1,37)	1:A:104:ARG:HB3	2:B:99:HIS:N	4	1.98
(1,37)	1:A:104:ARG:HB3	2:B:99:HIS:ND1	4	1.98
(1,37)	1:A:104:ARG:HB3	2:B:99:HIS:NE2	4	1.98
(1,37)	1:A:104:ARG:HB3	2:B:99:HIS:O	4	1.98
(1,37)	1:A:104:ARG:HB3	2:B:101:VAL:C	4	1.98
(1,37)	1:A:104:ARG:HB3	2:B:101:VAL:CA	4	1.98
(1,37)	1:A:104:ARG:HB3	2:B:101:VAL:CB	4	1.98
(1,37)	1:A:104:ARG:HB3	2:B:101:VAL:CG1	4	1.98
(1,37)	1:A:104:ARG:HB3	2:B:101:VAL:CG2	4	1.98
(1,37)	1:A:104:ARG:HB3	2:B:101:VAL:H	4	1.98
(1,37)	1:A:104:ARG:HB3	2:B:101:VAL:HA	4	1.98
(1,37)	1:A:104:ARG:HB3	2:B:101:VAL:HB	4	1.98
(1,37)	1:A:104:ARG:HB3	2:B:101:VAL:HG11	4	1.98
(1,37)	1:A:104:ARG:HB3	2:B:101:VAL:HG12	4	1.98

*Continued on next page...*

*Continued from previous page...*

Key	Atom-1	Atom-2	Model ID	Violation (Å)
(1,37)	1:A:104:ARG:HB3	2:B:101:VAL:HG13	4	1.98
(1,37)	1:A:104:ARG:HB3	2:B:101:VAL:HG21	4	1.98
(1,37)	1:A:104:ARG:HB3	2:B:101:VAL:HG22	4	1.98
(1,37)	1:A:104:ARG:HB3	2:B:101:VAL:HG23	4	1.98
(1,37)	1:A:104:ARG:HB3	2:B:101:VAL:N	4	1.98
(1,37)	1:A:104:ARG:HB3	2:B:101:VAL:O	4	1.98
(1,37)	1:A:104:ARG:HD2	2:B:75:ILE:C	4	1.98
(1,37)	1:A:104:ARG:HD2	2:B:75:ILE:CA	4	1.98
(1,37)	1:A:104:ARG:HD2	2:B:75:ILE:CB	4	1.98
(1,37)	1:A:104:ARG:HD2	2:B:75:ILE:CD1	4	1.98
(1,37)	1:A:104:ARG:HD2	2:B:75:ILE:CG1	4	1.98
(1,37)	1:A:104:ARG:HD2	2:B:75:ILE:CG2	4	1.98
(1,37)	1:A:104:ARG:HD2	2:B:75:ILE:H	4	1.98
(1,37)	1:A:104:ARG:HD2	2:B:75:ILE:HA	4	1.98
(1,37)	1:A:104:ARG:HD2	2:B:75:ILE:HB	4	1.98
(1,37)	1:A:104:ARG:HD2	2:B:75:ILE:HD11	4	1.98
(1,37)	1:A:104:ARG:HD2	2:B:75:ILE:HD12	4	1.98
(1,37)	1:A:104:ARG:HD2	2:B:75:ILE:HD13	4	1.98
(1,37)	1:A:104:ARG:HD2	2:B:75:ILE:HG12	4	1.98
(1,37)	1:A:104:ARG:HD2	2:B:75:ILE:HG13	4	1.98
(1,37)	1:A:104:ARG:HD2	2:B:75:ILE:HG21	4	1.98
(1,37)	1:A:104:ARG:HD2	2:B:75:ILE:HG22	4	1.98
(1,37)	1:A:104:ARG:HD2	2:B:75:ILE:HG23	4	1.98
(1,37)	1:A:104:ARG:HD2	2:B:75:ILE:N	4	1.98
(1,37)	1:A:104:ARG:HD2	2:B:75:ILE:O	4	1.98
(1,37)	1:A:104:ARG:HD2	2:B:77:ALA:C	4	1.98
(1,37)	1:A:104:ARG:HD2	2:B:77:ALA:CA	4	1.98
(1,37)	1:A:104:ARG:HD2	2:B:77:ALA:CB	4	1.98
(1,37)	1:A:104:ARG:HD2	2:B:77:ALA:H	4	1.98
(1,37)	1:A:104:ARG:HD2	2:B:77:ALA:HA	4	1.98
(1,37)	1:A:104:ARG:HD2	2:B:77:ALA:HB1	4	1.98
(1,37)	1:A:104:ARG:HD2	2:B:77:ALA:HB2	4	1.98
(1,37)	1:A:104:ARG:HD2	2:B:77:ALA:HB3	4	1.98
(1,37)	1:A:104:ARG:HD2	2:B:77:ALA:N	4	1.98
(1,37)	1:A:104:ARG:HD2	2:B:77:ALA:O	4	1.98
(1,37)	1:A:104:ARG:HD2	2:B:78:GLY:C	4	1.98
(1,37)	1:A:104:ARG:HD2	2:B:78:GLY:CA	4	1.98
(1,37)	1:A:104:ARG:HD2	2:B:78:GLY:H	4	1.98
(1,37)	1:A:104:ARG:HD2	2:B:78:GLY:HA2	4	1.98
(1,37)	1:A:104:ARG:HD2	2:B:78:GLY:HA3	4	1.98
(1,37)	1:A:104:ARG:HD2	2:B:78:GLY:N	4	1.98
(1,37)	1:A:104:ARG:HD2	2:B:78:GLY:O	4	1.98

*Continued on next page...*

*Continued from previous page...*

Key	Atom-1	Atom-2	Model ID	Violation (Å)
(1,37)	1:A:104:ARG:HD2	2:B:79:LYS:C	4	1.98
(1,37)	1:A:104:ARG:HD2	2:B:79:LYS:CA	4	1.98
(1,37)	1:A:104:ARG:HD2	2:B:79:LYS:CB	4	1.98
(1,37)	1:A:104:ARG:HD2	2:B:79:LYS:CD	4	1.98
(1,37)	1:A:104:ARG:HD2	2:B:79:LYS:CE	4	1.98
(1,37)	1:A:104:ARG:HD2	2:B:79:LYS:CG	4	1.98
(1,37)	1:A:104:ARG:HD2	2:B:79:LYS:H	4	1.98
(1,37)	1:A:104:ARG:HD2	2:B:79:LYS:HA	4	1.98
(1,37)	1:A:104:ARG:HD2	2:B:79:LYS:HB2	4	1.98
(1,37)	1:A:104:ARG:HD2	2:B:79:LYS:HB3	4	1.98
(1,37)	1:A:104:ARG:HD2	2:B:79:LYS:HD2	4	1.98
(1,37)	1:A:104:ARG:HD2	2:B:79:LYS:HD3	4	1.98
(1,37)	1:A:104:ARG:HD2	2:B:79:LYS:HE2	4	1.98
(1,37)	1:A:104:ARG:HD2	2:B:79:LYS:HE3	4	1.98
(1,37)	1:A:104:ARG:HD2	2:B:79:LYS:HG2	4	1.98
(1,37)	1:A:104:ARG:HD2	2:B:79:LYS:HG3	4	1.98
(1,37)	1:A:104:ARG:HD2	2:B:79:LYS:HZ1	4	1.98
(1,37)	1:A:104:ARG:HD2	2:B:79:LYS:HZ2	4	1.98
(1,37)	1:A:104:ARG:HD2	2:B:79:LYS:HZ3	4	1.98
(1,37)	1:A:104:ARG:HD2	2:B:79:LYS:N	4	1.98
(1,37)	1:A:104:ARG:HD2	2:B:79:LYS:NZ	4	1.98
(1,37)	1:A:104:ARG:HD2	2:B:79:LYS:O	4	1.98
(1,37)	1:A:104:ARG:HD2	2:B:80:ILE:C	4	1.98
(1,37)	1:A:104:ARG:HD2	2:B:80:ILE:CA	4	1.98
(1,37)	1:A:104:ARG:HD2	2:B:80:ILE:CB	4	1.98
(1,37)	1:A:104:ARG:HD2	2:B:80:ILE:CD1	4	1.98
(1,37)	1:A:104:ARG:HD2	2:B:80:ILE:CG1	4	1.98
(1,37)	1:A:104:ARG:HD2	2:B:80:ILE:CG2	4	1.98
(1,37)	1:A:104:ARG:HD2	2:B:80:ILE:H	4	1.98
(1,37)	1:A:104:ARG:HD2	2:B:80:ILE:HA	4	1.98
(1,37)	1:A:104:ARG:HD2	2:B:80:ILE:HB	4	1.98
(1,37)	1:A:104:ARG:HD2	2:B:80:ILE:HD11	4	1.98
(1,37)	1:A:104:ARG:HD2	2:B:80:ILE:HD12	4	1.98
(1,37)	1:A:104:ARG:HD2	2:B:80:ILE:HD13	4	1.98
(1,37)	1:A:104:ARG:HD2	2:B:80:ILE:HG12	4	1.98
(1,37)	1:A:104:ARG:HD2	2:B:80:ILE:HG13	4	1.98
(1,37)	1:A:104:ARG:HD2	2:B:80:ILE:HG21	4	1.98
(1,37)	1:A:104:ARG:HD2	2:B:80:ILE:HG22	4	1.98
(1,37)	1:A:104:ARG:HD2	2:B:80:ILE:HG23	4	1.98
(1,37)	1:A:104:ARG:HD2	2:B:80:ILE:N	4	1.98
(1,37)	1:A:104:ARG:HD2	2:B:80:ILE:O	4	1.98
(1,37)	1:A:104:ARG:HD2	2:B:84:GLN:C	4	1.98

*Continued on next page...*

*Continued from previous page...*

Key	Atom-1	Atom-2	Model ID	Violation (Å)
(1,37)	1:A:104:ARG:HD2	2:B:84:GLN:CA	4	1.98
(1,37)	1:A:104:ARG:HD2	2:B:84:GLN:CB	4	1.98
(1,37)	1:A:104:ARG:HD2	2:B:84:GLN:CD	4	1.98
(1,37)	1:A:104:ARG:HD2	2:B:84:GLN:CG	4	1.98
(1,37)	1:A:104:ARG:HD2	2:B:84:GLN:H	4	1.98
(1,37)	1:A:104:ARG:HD2	2:B:84:GLN:HA	4	1.98
(1,37)	1:A:104:ARG:HD2	2:B:84:GLN:HB2	4	1.98
(1,37)	1:A:104:ARG:HD2	2:B:84:GLN:HB3	4	1.98
(1,37)	1:A:104:ARG:HD2	2:B:84:GLN:HE21	4	1.98
(1,37)	1:A:104:ARG:HD2	2:B:84:GLN:HE22	4	1.98
(1,37)	1:A:104:ARG:HD2	2:B:84:GLN:HG2	4	1.98
(1,37)	1:A:104:ARG:HD2	2:B:84:GLN:HG3	4	1.98
(1,37)	1:A:104:ARG:HD2	2:B:84:GLN:N	4	1.98
(1,37)	1:A:104:ARG:HD2	2:B:84:GLN:NE2	4	1.98
(1,37)	1:A:104:ARG:HD2	2:B:84:GLN:O	4	1.98
(1,37)	1:A:104:ARG:HD2	2:B:84:GLN:OE1	4	1.98
(1,37)	1:A:104:ARG:HD2	2:B:97:THR:C	4	1.98
(1,37)	1:A:104:ARG:HD2	2:B:97:THR:CA	4	1.98
(1,37)	1:A:104:ARG:HD2	2:B:97:THR:CB	4	1.98
(1,37)	1:A:104:ARG:HD2	2:B:97:THR:CG2	4	1.98
(1,37)	1:A:104:ARG:HD2	2:B:97:THR:H	4	1.98
(1,37)	1:A:104:ARG:HD2	2:B:97:THR:HA	4	1.98
(1,37)	1:A:104:ARG:HD2	2:B:97:THR:HB	4	1.98
(1,37)	1:A:104:ARG:HD2	2:B:97:THR:HG1	4	1.98
(1,37)	1:A:104:ARG:HD2	2:B:97:THR:HG21	4	1.98
(1,37)	1:A:104:ARG:HD2	2:B:97:THR:HG22	4	1.98
(1,37)	1:A:104:ARG:HD2	2:B:97:THR:HG23	4	1.98
(1,37)	1:A:104:ARG:HD2	2:B:97:THR:N	4	1.98
(1,37)	1:A:104:ARG:HD2	2:B:97:THR:O	4	1.98
(1,37)	1:A:104:ARG:HD2	2:B:97:THR:OG1	4	1.98
(1,37)	1:A:104:ARG:HD2	2:B:99:HIS:C	4	1.98
(1,37)	1:A:104:ARG:HD2	2:B:99:HIS:CA	4	1.98
(1,37)	1:A:104:ARG:HD2	2:B:99:HIS:CB	4	1.98
(1,37)	1:A:104:ARG:HD2	2:B:99:HIS:CD2	4	1.98
(1,37)	1:A:104:ARG:HD2	2:B:99:HIS:CE1	4	1.98
(1,37)	1:A:104:ARG:HD2	2:B:99:HIS:CG	4	1.98
(1,37)	1:A:104:ARG:HD2	2:B:99:HIS:H	4	1.98
(1,37)	1:A:104:ARG:HD2	2:B:99:HIS:HA	4	1.98
(1,37)	1:A:104:ARG:HD2	2:B:99:HIS:HB2	4	1.98
(1,37)	1:A:104:ARG:HD2	2:B:99:HIS:HB3	4	1.98
(1,37)	1:A:104:ARG:HD2	2:B:99:HIS:HD1	4	1.98
(1,37)	1:A:104:ARG:HD2	2:B:99:HIS:HD2	4	1.98

*Continued on next page...*

*Continued from previous page...*

Key	Atom-1	Atom-2	Model ID	Violation (Å)
(1,37)	1:A:104:ARG:HD2	2:B:99:HIS:HE1	4	1.98
(1,37)	1:A:104:ARG:HD2	2:B:99:HIS:HE2	4	1.98
(1,37)	1:A:104:ARG:HD2	2:B:99:HIS:N	4	1.98
(1,37)	1:A:104:ARG:HD2	2:B:99:HIS:ND1	4	1.98
(1,37)	1:A:104:ARG:HD2	2:B:99:HIS:NE2	4	1.98
(1,37)	1:A:104:ARG:HD2	2:B:99:HIS:O	4	1.98
(1,37)	1:A:104:ARG:HD2	2:B:101:VAL:C	4	1.98
(1,37)	1:A:104:ARG:HD2	2:B:101:VAL:CA	4	1.98
(1,37)	1:A:104:ARG:HD2	2:B:101:VAL:CB	4	1.98
(1,37)	1:A:104:ARG:HD2	2:B:101:VAL:CG1	4	1.98
(1,37)	1:A:104:ARG:HD2	2:B:101:VAL:CG2	4	1.98
(1,37)	1:A:104:ARG:HD2	2:B:101:VAL:H	4	1.98
(1,37)	1:A:104:ARG:HD2	2:B:101:VAL:HA	4	1.98
(1,37)	1:A:104:ARG:HD2	2:B:101:VAL:HB	4	1.98
(1,37)	1:A:104:ARG:HD2	2:B:101:VAL:HG11	4	1.98
(1,37)	1:A:104:ARG:HD2	2:B:101:VAL:HG12	4	1.98
(1,37)	1:A:104:ARG:HD2	2:B:101:VAL:HG13	4	1.98
(1,37)	1:A:104:ARG:HD2	2:B:101:VAL:HG21	4	1.98
(1,37)	1:A:104:ARG:HD2	2:B:101:VAL:HG22	4	1.98
(1,37)	1:A:104:ARG:HD2	2:B:101:VAL:HG23	4	1.98
(1,37)	1:A:104:ARG:HD2	2:B:101:VAL:N	4	1.98
(1,37)	1:A:104:ARG:HD2	2:B:101:VAL:O	4	1.98
(1,37)	1:A:104:ARG:HD3	2:B:75:ILE:C	4	1.98
(1,37)	1:A:104:ARG:HD3	2:B:75:ILE:CA	4	1.98
(1,37)	1:A:104:ARG:HD3	2:B:75:ILE:CB	4	1.98
(1,37)	1:A:104:ARG:HD3	2:B:75:ILE:CD1	4	1.98
(1,37)	1:A:104:ARG:HD3	2:B:75:ILE:CG1	4	1.98
(1,37)	1:A:104:ARG:HD3	2:B:75:ILE:CG2	4	1.98
(1,37)	1:A:104:ARG:HD3	2:B:75:ILE:H	4	1.98
(1,37)	1:A:104:ARG:HD3	2:B:75:ILE:HA	4	1.98
(1,37)	1:A:104:ARG:HD3	2:B:75:ILE:HB	4	1.98
(1,37)	1:A:104:ARG:HD3	2:B:75:ILE:HD11	4	1.98
(1,37)	1:A:104:ARG:HD3	2:B:75:ILE:HD12	4	1.98
(1,37)	1:A:104:ARG:HD3	2:B:75:ILE:HD13	4	1.98
(1,37)	1:A:104:ARG:HD3	2:B:75:ILE:HG12	4	1.98
(1,37)	1:A:104:ARG:HD3	2:B:75:ILE:HG13	4	1.98
(1,37)	1:A:104:ARG:HD3	2:B:75:ILE:HG21	4	1.98
(1,37)	1:A:104:ARG:HD3	2:B:75:ILE:HG22	4	1.98
(1,37)	1:A:104:ARG:HD3	2:B:75:ILE:HG23	4	1.98
(1,37)	1:A:104:ARG:HD3	2:B:75:ILE:N	4	1.98
(1,37)	1:A:104:ARG:HD3	2:B:75:ILE:O	4	1.98
(1,37)	1:A:104:ARG:HD3	2:B:77:ALA:C	4	1.98

*Continued on next page...*

*Continued from previous page...*

Key	Atom-1	Atom-2	Model ID	Violation (Å)
(1,37)	1:A:104:ARG:HD3	2:B:77:ALA:CA	4	1.98
(1,37)	1:A:104:ARG:HD3	2:B:77:ALA:CB	4	1.98
(1,37)	1:A:104:ARG:HD3	2:B:77:ALA:H	4	1.98
(1,37)	1:A:104:ARG:HD3	2:B:77:ALA:HA	4	1.98
(1,37)	1:A:104:ARG:HD3	2:B:77:ALA:HB1	4	1.98
(1,37)	1:A:104:ARG:HD3	2:B:77:ALA:HB2	4	1.98
(1,37)	1:A:104:ARG:HD3	2:B:77:ALA:HB3	4	1.98
(1,37)	1:A:104:ARG:HD3	2:B:77:ALA:N	4	1.98
(1,37)	1:A:104:ARG:HD3	2:B:77:ALA:O	4	1.98
(1,37)	1:A:104:ARG:HD3	2:B:78:GLY:C	4	1.98
(1,37)	1:A:104:ARG:HD3	2:B:78:GLY:CA	4	1.98
(1,37)	1:A:104:ARG:HD3	2:B:78:GLY:H	4	1.98
(1,37)	1:A:104:ARG:HD3	2:B:78:GLY:HA2	4	1.98
(1,37)	1:A:104:ARG:HD3	2:B:78:GLY:HA3	4	1.98
(1,37)	1:A:104:ARG:HD3	2:B:78:GLY:N	4	1.98
(1,37)	1:A:104:ARG:HD3	2:B:78:GLY:O	4	1.98
(1,37)	1:A:104:ARG:HD3	2:B:79:LYS:C	4	1.98
(1,37)	1:A:104:ARG:HD3	2:B:79:LYS:CA	4	1.98
(1,37)	1:A:104:ARG:HD3	2:B:79:LYS:CB	4	1.98
(1,37)	1:A:104:ARG:HD3	2:B:79:LYS:CD	4	1.98
(1,37)	1:A:104:ARG:HD3	2:B:79:LYS:CE	4	1.98
(1,37)	1:A:104:ARG:HD3	2:B:79:LYS:CG	4	1.98
(1,37)	1:A:104:ARG:HD3	2:B:79:LYS:H	4	1.98
(1,37)	1:A:104:ARG:HD3	2:B:79:LYS:HA	4	1.98
(1,37)	1:A:104:ARG:HD3	2:B:79:LYS:HB2	4	1.98
(1,37)	1:A:104:ARG:HD3	2:B:79:LYS:HB3	4	1.98
(1,37)	1:A:104:ARG:HD3	2:B:79:LYS:HD2	4	1.98
(1,37)	1:A:104:ARG:HD3	2:B:79:LYS:HD3	4	1.98
(1,37)	1:A:104:ARG:HD3	2:B:79:LYS:HE2	4	1.98
(1,37)	1:A:104:ARG:HD3	2:B:79:LYS:HE3	4	1.98
(1,37)	1:A:104:ARG:HD3	2:B:79:LYS:HG2	4	1.98
(1,37)	1:A:104:ARG:HD3	2:B:79:LYS:HG3	4	1.98
(1,37)	1:A:104:ARG:HD3	2:B:79:LYS:HZ1	4	1.98
(1,37)	1:A:104:ARG:HD3	2:B:79:LYS:HZ2	4	1.98
(1,37)	1:A:104:ARG:HD3	2:B:79:LYS:HZ3	4	1.98
(1,37)	1:A:104:ARG:HD3	2:B:79:LYS:N	4	1.98
(1,37)	1:A:104:ARG:HD3	2:B:79:LYS:NZ	4	1.98
(1,37)	1:A:104:ARG:HD3	2:B:79:LYS:O	4	1.98
(1,37)	1:A:104:ARG:HD3	2:B:80:ILE:C	4	1.98
(1,37)	1:A:104:ARG:HD3	2:B:80:ILE:CA	4	1.98
(1,37)	1:A:104:ARG:HD3	2:B:80:ILE:CB	4	1.98
(1,37)	1:A:104:ARG:HD3	2:B:80:ILE:CD1	4	1.98

*Continued on next page...*

*Continued from previous page...*

Key	Atom-1	Atom-2	Model ID	Violation (Å)
(1,37)	1:A:104:ARG:HD3	2:B:80:ILE:CG1	4	1.98
(1,37)	1:A:104:ARG:HD3	2:B:80:ILE:CG2	4	1.98
(1,37)	1:A:104:ARG:HD3	2:B:80:ILE:H	4	1.98
(1,37)	1:A:104:ARG:HD3	2:B:80:ILE:HA	4	1.98
(1,37)	1:A:104:ARG:HD3	2:B:80:ILE:HB	4	1.98
(1,37)	1:A:104:ARG:HD3	2:B:80:ILE:HD11	4	1.98
(1,37)	1:A:104:ARG:HD3	2:B:80:ILE:HD12	4	1.98
(1,37)	1:A:104:ARG:HD3	2:B:80:ILE:HD13	4	1.98
(1,37)	1:A:104:ARG:HD3	2:B:80:ILE:HG12	4	1.98
(1,37)	1:A:104:ARG:HD3	2:B:80:ILE:HG13	4	1.98
(1,37)	1:A:104:ARG:HD3	2:B:80:ILE:HG21	4	1.98
(1,37)	1:A:104:ARG:HD3	2:B:80:ILE:HG22	4	1.98
(1,37)	1:A:104:ARG:HD3	2:B:80:ILE:HG23	4	1.98
(1,37)	1:A:104:ARG:HD3	2:B:80:ILE:N	4	1.98
(1,37)	1:A:104:ARG:HD3	2:B:80:ILE:O	4	1.98
(1,37)	1:A:104:ARG:HD3	2:B:84:GLN:C	4	1.98
(1,37)	1:A:104:ARG:HD3	2:B:84:GLN:CA	4	1.98
(1,37)	1:A:104:ARG:HD3	2:B:84:GLN:CB	4	1.98
(1,37)	1:A:104:ARG:HD3	2:B:84:GLN:CD	4	1.98
(1,37)	1:A:104:ARG:HD3	2:B:84:GLN:CG	4	1.98
(1,37)	1:A:104:ARG:HD3	2:B:84:GLN:H	4	1.98
(1,37)	1:A:104:ARG:HD3	2:B:84:GLN:HA	4	1.98
(1,37)	1:A:104:ARG:HD3	2:B:84:GLN:HB2	4	1.98
(1,37)	1:A:104:ARG:HD3	2:B:84:GLN:HB3	4	1.98
(1,37)	1:A:104:ARG:HD3	2:B:84:GLN:HE21	4	1.98
(1,37)	1:A:104:ARG:HD3	2:B:84:GLN:HE22	4	1.98
(1,37)	1:A:104:ARG:HD3	2:B:84:GLN:HG2	4	1.98
(1,37)	1:A:104:ARG:HD3	2:B:84:GLN:HG3	4	1.98
(1,37)	1:A:104:ARG:HD3	2:B:84:GLN:N	4	1.98
(1,37)	1:A:104:ARG:HD3	2:B:84:GLN:NE2	4	1.98
(1,37)	1:A:104:ARG:HD3	2:B:84:GLN:O	4	1.98
(1,37)	1:A:104:ARG:HD3	2:B:84:GLN:OE1	4	1.98
(1,37)	1:A:104:ARG:HD3	2:B:97:THR:C	4	1.98
(1,37)	1:A:104:ARG:HD3	2:B:97:THR:CA	4	1.98
(1,37)	1:A:104:ARG:HD3	2:B:97:THR:CB	4	1.98
(1,37)	1:A:104:ARG:HD3	2:B:97:THR:CG2	4	1.98
(1,37)	1:A:104:ARG:HD3	2:B:97:THR:H	4	1.98
(1,37)	1:A:104:ARG:HD3	2:B:97:THR:HA	4	1.98
(1,37)	1:A:104:ARG:HD3	2:B:97:THR:HB	4	1.98
(1,37)	1:A:104:ARG:HD3	2:B:97:THR:HG1	4	1.98
(1,37)	1:A:104:ARG:HD3	2:B:97:THR:HG21	4	1.98
(1,37)	1:A:104:ARG:HD3	2:B:97:THR:HG22	4	1.98

*Continued on next page...*



*Continued from previous page...*

Key	Atom-1	Atom-2	Model ID	Violation (Å)
(1,37)	1:A:104:ARG:HD3	2:B:97:THR:HG23	4	1.98
(1,37)	1:A:104:ARG:HD3	2:B:97:THR:N	4	1.98
(1,37)	1:A:104:ARG:HD3	2:B:97:THR:O	4	1.98
(1,37)	1:A:104:ARG:HD3	2:B:97:THR:OG1	4	1.98
(1,37)	1:A:104:ARG:HD3	2:B:99:HIS:C	4	1.98
(1,37)	1:A:104:ARG:HD3	2:B:99:HIS:CA	4	1.98
(1,37)	1:A:104:ARG:HD3	2:B:99:HIS:CB	4	1.98
(1,37)	1:A:104:ARG:HD3	2:B:99:HIS:CD2	4	1.98
(1,37)	1:A:104:ARG:HD3	2:B:99:HIS:CE1	4	1.98
(1,37)	1:A:104:ARG:HD3	2:B:99:HIS:CG	4	1.98
(1,37)	1:A:104:ARG:HD3	2:B:99:HIS:H	4	1.98
(1,37)	1:A:104:ARG:HD3	2:B:99:HIS:HA	4	1.98
(1,37)	1:A:104:ARG:HD3	2:B:99:HIS:HB2	4	1.98
(1,37)	1:A:104:ARG:HD3	2:B:99:HIS:HB3	4	1.98
(1,37)	1:A:104:ARG:HD3	2:B:99:HIS:HD1	4	1.98
(1,37)	1:A:104:ARG:HD3	2:B:99:HIS:HD2	4	1.98
(1,37)	1:A:104:ARG:HD3	2:B:99:HIS:HE1	4	1.98
(1,37)	1:A:104:ARG:HD3	2:B:99:HIS:HE2	4	1.98
(1,37)	1:A:104:ARG:HD3	2:B:99:HIS:N	4	1.98
(1,37)	1:A:104:ARG:HD3	2:B:99:HIS:ND1	4	1.98
(1,37)	1:A:104:ARG:HD3	2:B:99:HIS:NE2	4	1.98
(1,37)	1:A:104:ARG:HD3	2:B:99:HIS:O	4	1.98
(1,37)	1:A:104:ARG:HD3	2:B:101:VAL:C	4	1.98
(1,37)	1:A:104:ARG:HD3	2:B:101:VAL:CA	4	1.98
(1,37)	1:A:104:ARG:HD3	2:B:101:VAL:CB	4	1.98
(1,37)	1:A:104:ARG:HD3	2:B:101:VAL:CG1	4	1.98
(1,37)	1:A:104:ARG:HD3	2:B:101:VAL:CG2	4	1.98
(1,37)	1:A:104:ARG:HD3	2:B:101:VAL:H	4	1.98
(1,37)	1:A:104:ARG:HD3	2:B:101:VAL:HA	4	1.98
(1,37)	1:A:104:ARG:HD3	2:B:101:VAL:HB	4	1.98
(1,37)	1:A:104:ARG:HD3	2:B:101:VAL:HG11	4	1.98
(1,37)	1:A:104:ARG:HD3	2:B:101:VAL:HG12	4	1.98
(1,37)	1:A:104:ARG:HD3	2:B:101:VAL:HG13	4	1.98
(1,37)	1:A:104:ARG:HD3	2:B:101:VAL:HG21	4	1.98
(1,37)	1:A:104:ARG:HD3	2:B:101:VAL:HG22	4	1.98
(1,37)	1:A:104:ARG:HD3	2:B:101:VAL:HG23	4	1.98
(1,37)	1:A:104:ARG:HD3	2:B:101:VAL:N	4	1.98
(1,37)	1:A:104:ARG:HD3	2:B:101:VAL:O	4	1.98
(1,37)	1:A:104:ARG:HE	2:B:75:ILE:C	4	1.98
(1,37)	1:A:104:ARG:HE	2:B:75:ILE:CA	4	1.98
(1,37)	1:A:104:ARG:HE	2:B:75:ILE:CB	4	1.98
(1,37)	1:A:104:ARG:HE	2:B:75:ILE:CD1	4	1.98

*Continued on next page...*

*Continued from previous page...*

Key	Atom-1	Atom-2	Model ID	Violation (Å)
(1,37)	1:A:104:ARG:HE	2:B:75:ILE:CG1	4	1.98
(1,37)	1:A:104:ARG:HE	2:B:75:ILE:CG2	4	1.98
(1,37)	1:A:104:ARG:HE	2:B:75:ILE:H	4	1.98
(1,37)	1:A:104:ARG:HE	2:B:75:ILE:HA	4	1.98
(1,37)	1:A:104:ARG:HE	2:B:75:ILE:HB	4	1.98
(1,37)	1:A:104:ARG:HE	2:B:75:ILE:HD11	4	1.98
(1,37)	1:A:104:ARG:HE	2:B:75:ILE:HD12	4	1.98
(1,37)	1:A:104:ARG:HE	2:B:75:ILE:HD13	4	1.98
(1,37)	1:A:104:ARG:HE	2:B:75:ILE:HG12	4	1.98
(1,37)	1:A:104:ARG:HE	2:B:75:ILE:HG13	4	1.98
(1,37)	1:A:104:ARG:HE	2:B:75:ILE:HG21	4	1.98
(1,37)	1:A:104:ARG:HE	2:B:75:ILE:HG22	4	1.98
(1,37)	1:A:104:ARG:HE	2:B:75:ILE:HG23	4	1.98
(1,37)	1:A:104:ARG:HE	2:B:75:ILE:N	4	1.98
(1,37)	1:A:104:ARG:HE	2:B:75:ILE:O	4	1.98
(1,37)	1:A:104:ARG:HE	2:B:77:ALA:C	4	1.98
(1,37)	1:A:104:ARG:HE	2:B:77:ALA:CA	4	1.98
(1,37)	1:A:104:ARG:HE	2:B:77:ALA:CB	4	1.98
(1,37)	1:A:104:ARG:HE	2:B:77:ALA:H	4	1.98
(1,37)	1:A:104:ARG:HE	2:B:77:ALA:HA	4	1.98
(1,37)	1:A:104:ARG:HE	2:B:77:ALA:HB1	4	1.98
(1,37)	1:A:104:ARG:HE	2:B:77:ALA:HB2	4	1.98
(1,37)	1:A:104:ARG:HE	2:B:77:ALA:HB3	4	1.98
(1,37)	1:A:104:ARG:HE	2:B:77:ALA:N	4	1.98
(1,37)	1:A:104:ARG:HE	2:B:77:ALA:O	4	1.98
(1,37)	1:A:104:ARG:HE	2:B:78:GLY:C	4	1.98
(1,37)	1:A:104:ARG:HE	2:B:78:GLY:CA	4	1.98
(1,37)	1:A:104:ARG:HE	2:B:78:GLY:H	4	1.98
(1,37)	1:A:104:ARG:HE	2:B:78:GLY:HA2	4	1.98
(1,37)	1:A:104:ARG:HE	2:B:78:GLY:HA3	4	1.98
(1,37)	1:A:104:ARG:HE	2:B:78:GLY:N	4	1.98
(1,37)	1:A:104:ARG:HE	2:B:78:GLY:O	4	1.98
(1,37)	1:A:104:ARG:HE	2:B:79:LYS:C	4	1.98
(1,37)	1:A:104:ARG:HE	2:B:79:LYS:CA	4	1.98
(1,37)	1:A:104:ARG:HE	2:B:79:LYS:CB	4	1.98
(1,37)	1:A:104:ARG:HE	2:B:79:LYS:CD	4	1.98
(1,37)	1:A:104:ARG:HE	2:B:79:LYS:CE	4	1.98
(1,37)	1:A:104:ARG:HE	2:B:79:LYS:CG	4	1.98
(1,37)	1:A:104:ARG:HE	2:B:79:LYS:H	4	1.98
(1,37)	1:A:104:ARG:HE	2:B:79:LYS:HA	4	1.98
(1,37)	1:A:104:ARG:HE	2:B:79:LYS:HB2	4	1.98
(1,37)	1:A:104:ARG:HE	2:B:79:LYS:HB3	4	1.98

*Continued on next page...*

*Continued from previous page...*

Key	Atom-1	Atom-2	Model ID	Violation (Å)
(1,37)	1:A:104:ARG:HE	2:B:79:LYS:HD2	4	1.98
(1,37)	1:A:104:ARG:HE	2:B:79:LYS:HD3	4	1.98
(1,37)	1:A:104:ARG:HE	2:B:79:LYS:HE2	4	1.98
(1,37)	1:A:104:ARG:HE	2:B:79:LYS:HE3	4	1.98
(1,37)	1:A:104:ARG:HE	2:B:79:LYS:HG2	4	1.98
(1,37)	1:A:104:ARG:HE	2:B:79:LYS:HG3	4	1.98
(1,37)	1:A:104:ARG:HE	2:B:79:LYS:HZ1	4	1.98
(1,37)	1:A:104:ARG:HE	2:B:79:LYS:HZ2	4	1.98
(1,37)	1:A:104:ARG:HE	2:B:79:LYS:HZ3	4	1.98
(1,37)	1:A:104:ARG:HE	2:B:79:LYS:N	4	1.98
(1,37)	1:A:104:ARG:HE	2:B:79:LYS:NZ	4	1.98
(1,37)	1:A:104:ARG:HE	2:B:79:LYS:O	4	1.98
(1,37)	1:A:104:ARG:HE	2:B:80:ILE:C	4	1.98
(1,37)	1:A:104:ARG:HE	2:B:80:ILE:CA	4	1.98
(1,37)	1:A:104:ARG:HE	2:B:80:ILE:CB	4	1.98
(1,37)	1:A:104:ARG:HE	2:B:80:ILE:CD1	4	1.98
(1,37)	1:A:104:ARG:HE	2:B:80:ILE:CG1	4	1.98
(1,37)	1:A:104:ARG:HE	2:B:80:ILE:CG2	4	1.98
(1,37)	1:A:104:ARG:HE	2:B:80:ILE:H	4	1.98
(1,37)	1:A:104:ARG:HE	2:B:80:ILE:HA	4	1.98
(1,37)	1:A:104:ARG:HE	2:B:80:ILE:HB	4	1.98
(1,37)	1:A:104:ARG:HE	2:B:80:ILE:HD11	4	1.98
(1,37)	1:A:104:ARG:HE	2:B:80:ILE:HD12	4	1.98
(1,37)	1:A:104:ARG:HE	2:B:80:ILE:HD13	4	1.98
(1,37)	1:A:104:ARG:HE	2:B:80:ILE:HG12	4	1.98
(1,37)	1:A:104:ARG:HE	2:B:80:ILE:HG13	4	1.98
(1,37)	1:A:104:ARG:HE	2:B:80:ILE:HG21	4	1.98
(1,37)	1:A:104:ARG:HE	2:B:80:ILE:HG22	4	1.98
(1,37)	1:A:104:ARG:HE	2:B:80:ILE:HG23	4	1.98
(1,37)	1:A:104:ARG:HE	2:B:80:ILE:N	4	1.98
(1,37)	1:A:104:ARG:HE	2:B:80:ILE:O	4	1.98
(1,37)	1:A:104:ARG:HE	2:B:84:GLN:C	4	1.98
(1,37)	1:A:104:ARG:HE	2:B:84:GLN:CA	4	1.98
(1,37)	1:A:104:ARG:HE	2:B:84:GLN:CB	4	1.98
(1,37)	1:A:104:ARG:HE	2:B:84:GLN:CD	4	1.98
(1,37)	1:A:104:ARG:HE	2:B:84:GLN:CG	4	1.98
(1,37)	1:A:104:ARG:HE	2:B:84:GLN:H	4	1.98
(1,37)	1:A:104:ARG:HE	2:B:84:GLN:HA	4	1.98
(1,37)	1:A:104:ARG:HE	2:B:84:GLN:HB2	4	1.98
(1,37)	1:A:104:ARG:HE	2:B:84:GLN:HB3	4	1.98
(1,37)	1:A:104:ARG:HE	2:B:84:GLN:HE21	4	1.98
(1,37)	1:A:104:ARG:HE	2:B:84:GLN:HE22	4	1.98

*Continued on next page...*

*Continued from previous page...*

Key	Atom-1	Atom-2	Model ID	Violation (Å)
(1,37)	1:A:104:ARG:HE	2:B:84:GLN:HG2	4	1.98
(1,37)	1:A:104:ARG:HE	2:B:84:GLN:HG3	4	1.98
(1,37)	1:A:104:ARG:HE	2:B:84:GLN:N	4	1.98
(1,37)	1:A:104:ARG:HE	2:B:84:GLN:NE2	4	1.98
(1,37)	1:A:104:ARG:HE	2:B:84:GLN:O	4	1.98
(1,37)	1:A:104:ARG:HE	2:B:84:GLN:OE1	4	1.98
(1,37)	1:A:104:ARG:HE	2:B:97:THR:C	4	1.98
(1,37)	1:A:104:ARG:HE	2:B:97:THR:CA	4	1.98
(1,37)	1:A:104:ARG:HE	2:B:97:THR:CB	4	1.98
(1,37)	1:A:104:ARG:HE	2:B:97:THR:CG2	4	1.98
(1,37)	1:A:104:ARG:HE	2:B:97:THR:H	4	1.98
(1,37)	1:A:104:ARG:HE	2:B:97:THR:HA	4	1.98
(1,37)	1:A:104:ARG:HE	2:B:97:THR:HB	4	1.98
(1,37)	1:A:104:ARG:HE	2:B:97:THR:HG1	4	1.98
(1,37)	1:A:104:ARG:HE	2:B:97:THR:HG21	4	1.98
(1,37)	1:A:104:ARG:HE	2:B:97:THR:HG22	4	1.98
(1,37)	1:A:104:ARG:HE	2:B:97:THR:HG23	4	1.98
(1,37)	1:A:104:ARG:HE	2:B:97:THR:N	4	1.98
(1,37)	1:A:104:ARG:HE	2:B:97:THR:O	4	1.98
(1,37)	1:A:104:ARG:HE	2:B:97:THR:OG1	4	1.98
(1,37)	1:A:104:ARG:HE	2:B:99:HIS:C	4	1.98
(1,37)	1:A:104:ARG:HE	2:B:99:HIS:CA	4	1.98
(1,37)	1:A:104:ARG:HE	2:B:99:HIS:CB	4	1.98
(1,37)	1:A:104:ARG:HE	2:B:99:HIS:CD2	4	1.98
(1,37)	1:A:104:ARG:HE	2:B:99:HIS:CE1	4	1.98
(1,37)	1:A:104:ARG:HE	2:B:99:HIS:CG	4	1.98
(1,37)	1:A:104:ARG:HE	2:B:99:HIS:H	4	1.98
(1,37)	1:A:104:ARG:HE	2:B:99:HIS:HA	4	1.98
(1,37)	1:A:104:ARG:HE	2:B:99:HIS:HB2	4	1.98
(1,37)	1:A:104:ARG:HE	2:B:99:HIS:HB3	4	1.98
(1,37)	1:A:104:ARG:HE	2:B:99:HIS:HD1	4	1.98
(1,37)	1:A:104:ARG:HE	2:B:99:HIS:HD2	4	1.98
(1,37)	1:A:104:ARG:HE	2:B:99:HIS:HE1	4	1.98
(1,37)	1:A:104:ARG:HE	2:B:99:HIS:HE2	4	1.98
(1,37)	1:A:104:ARG:HE	2:B:99:HIS:N	4	1.98
(1,37)	1:A:104:ARG:HE	2:B:99:HIS:ND1	4	1.98
(1,37)	1:A:104:ARG:HE	2:B:99:HIS:NE2	4	1.98
(1,37)	1:A:104:ARG:HE	2:B:99:HIS:O	4	1.98
(1,37)	1:A:104:ARG:HE	2:B:101:VAL:C	4	1.98
(1,37)	1:A:104:ARG:HE	2:B:101:VAL:CA	4	1.98
(1,37)	1:A:104:ARG:HE	2:B:101:VAL:CB	4	1.98
(1,37)	1:A:104:ARG:HE	2:B:101:VAL:CG1	4	1.98

*Continued on next page...*

*Continued from previous page...*

Key	Atom-1	Atom-2	Model ID	Violation (Å)
(1,37)	1:A:104:ARG:HE	2:B:101:VAL:CG2	4	1.98
(1,37)	1:A:104:ARG:HE	2:B:101:VAL:H	4	1.98
(1,37)	1:A:104:ARG:HE	2:B:101:VAL:HA	4	1.98
(1,37)	1:A:104:ARG:HE	2:B:101:VAL:HB	4	1.98
(1,37)	1:A:104:ARG:HE	2:B:101:VAL:HG11	4	1.98
(1,37)	1:A:104:ARG:HE	2:B:101:VAL:HG12	4	1.98
(1,37)	1:A:104:ARG:HE	2:B:101:VAL:HG13	4	1.98
(1,37)	1:A:104:ARG:HE	2:B:101:VAL:HG21	4	1.98
(1,37)	1:A:104:ARG:HE	2:B:101:VAL:HG22	4	1.98
(1,37)	1:A:104:ARG:HE	2:B:101:VAL:HG23	4	1.98
(1,37)	1:A:104:ARG:HE	2:B:101:VAL:N	4	1.98
(1,37)	1:A:104:ARG:HE	2:B:101:VAL:O	4	1.98
(1,37)	1:A:104:ARG:HG2	2:B:75:ILE:C	4	1.98
(1,37)	1:A:104:ARG:HG2	2:B:75:ILE:CA	4	1.98
(1,37)	1:A:104:ARG:HG2	2:B:75:ILE:CB	4	1.98
(1,37)	1:A:104:ARG:HG2	2:B:75:ILE:CD1	4	1.98
(1,37)	1:A:104:ARG:HG2	2:B:75:ILE:CG1	4	1.98
(1,37)	1:A:104:ARG:HG2	2:B:75:ILE:CG2	4	1.98
(1,37)	1:A:104:ARG:HG2	2:B:75:ILE:H	4	1.98
(1,37)	1:A:104:ARG:HG2	2:B:75:ILE:HA	4	1.98
(1,37)	1:A:104:ARG:HG2	2:B:75:ILE:HB	4	1.98
(1,37)	1:A:104:ARG:HG2	2:B:75:ILE:HD11	4	1.98
(1,37)	1:A:104:ARG:HG2	2:B:75:ILE:HD12	4	1.98
(1,37)	1:A:104:ARG:HG2	2:B:75:ILE:HD13	4	1.98
(1,37)	1:A:104:ARG:HG2	2:B:75:ILE:HG12	4	1.98
(1,37)	1:A:104:ARG:HG2	2:B:75:ILE:HG13	4	1.98
(1,37)	1:A:104:ARG:HG2	2:B:75:ILE:HG21	4	1.98
(1,37)	1:A:104:ARG:HG2	2:B:75:ILE:HG22	4	1.98
(1,37)	1:A:104:ARG:HG2	2:B:75:ILE:HG23	4	1.98
(1,37)	1:A:104:ARG:HG2	2:B:75:ILE:N	4	1.98
(1,37)	1:A:104:ARG:HG2	2:B:75:ILE:O	4	1.98
(1,37)	1:A:104:ARG:HG2	2:B:77:ALA:C	4	1.98
(1,37)	1:A:104:ARG:HG2	2:B:77:ALA:CA	4	1.98
(1,37)	1:A:104:ARG:HG2	2:B:77:ALA:CB	4	1.98
(1,37)	1:A:104:ARG:HG2	2:B:77:ALA:H	4	1.98
(1,37)	1:A:104:ARG:HG2	2:B:77:ALA:HA	4	1.98
(1,37)	1:A:104:ARG:HG2	2:B:77:ALA:HB1	4	1.98
(1,37)	1:A:104:ARG:HG2	2:B:77:ALA:HB2	4	1.98
(1,37)	1:A:104:ARG:HG2	2:B:77:ALA:HB3	4	1.98
(1,37)	1:A:104:ARG:HG2	2:B:77:ALA:N	4	1.98
(1,37)	1:A:104:ARG:HG2	2:B:77:ALA:O	4	1.98
(1,37)	1:A:104:ARG:HG2	2:B:78:GLY:C	4	1.98

*Continued on next page...*

*Continued from previous page...*

Key	Atom-1	Atom-2	Model ID	Violation (Å)
(1,37)	1:A:104:ARG:HG2	2:B:78:GLY:CA	4	1.98
(1,37)	1:A:104:ARG:HG2	2:B:78:GLY:H	4	1.98
(1,37)	1:A:104:ARG:HG2	2:B:78:GLY:HA2	4	1.98
(1,37)	1:A:104:ARG:HG2	2:B:78:GLY:HA3	4	1.98
(1,37)	1:A:104:ARG:HG2	2:B:78:GLY:N	4	1.98
(1,37)	1:A:104:ARG:HG2	2:B:78:GLY:O	4	1.98
(1,37)	1:A:104:ARG:HG2	2:B:79:LYS:C	4	1.98
(1,37)	1:A:104:ARG:HG2	2:B:79:LYS:CA	4	1.98
(1,37)	1:A:104:ARG:HG2	2:B:79:LYS:CB	4	1.98
(1,37)	1:A:104:ARG:HG2	2:B:79:LYS:CD	4	1.98
(1,37)	1:A:104:ARG:HG2	2:B:79:LYS:CE	4	1.98
(1,37)	1:A:104:ARG:HG2	2:B:79:LYS:CG	4	1.98
(1,37)	1:A:104:ARG:HG2	2:B:79:LYS:H	4	1.98
(1,37)	1:A:104:ARG:HG2	2:B:79:LYS:HA	4	1.98
(1,37)	1:A:104:ARG:HG2	2:B:79:LYS:HB2	4	1.98
(1,37)	1:A:104:ARG:HG2	2:B:79:LYS:HB3	4	1.98
(1,37)	1:A:104:ARG:HG2	2:B:79:LYS:HD2	4	1.98
(1,37)	1:A:104:ARG:HG2	2:B:79:LYS:HD3	4	1.98
(1,37)	1:A:104:ARG:HG2	2:B:79:LYS:HE2	4	1.98
(1,37)	1:A:104:ARG:HG2	2:B:79:LYS:HE3	4	1.98
(1,37)	1:A:104:ARG:HG2	2:B:79:LYS:HG2	4	1.98
(1,37)	1:A:104:ARG:HG2	2:B:79:LYS:HG3	4	1.98
(1,37)	1:A:104:ARG:HG2	2:B:79:LYS:HZ1	4	1.98
(1,37)	1:A:104:ARG:HG2	2:B:79:LYS:HZ2	4	1.98
(1,37)	1:A:104:ARG:HG2	2:B:79:LYS:HZ3	4	1.98
(1,37)	1:A:104:ARG:HG2	2:B:79:LYS:N	4	1.98
(1,37)	1:A:104:ARG:HG2	2:B:79:LYS:NZ	4	1.98
(1,37)	1:A:104:ARG:HG2	2:B:79:LYS:O	4	1.98
(1,37)	1:A:104:ARG:HG2	2:B:80:ILE:C	4	1.98
(1,37)	1:A:104:ARG:HG2	2:B:80:ILE:CA	4	1.98
(1,37)	1:A:104:ARG:HG2	2:B:80:ILE:CB	4	1.98
(1,37)	1:A:104:ARG:HG2	2:B:80:ILE:CD1	4	1.98
(1,37)	1:A:104:ARG:HG2	2:B:80:ILE:CG1	4	1.98
(1,37)	1:A:104:ARG:HG2	2:B:80:ILE:CG2	4	1.98
(1,37)	1:A:104:ARG:HG2	2:B:80:ILE:H	4	1.98
(1,37)	1:A:104:ARG:HG2	2:B:80:ILE:HA	4	1.98
(1,37)	1:A:104:ARG:HG2	2:B:80:ILE:HB	4	1.98
(1,37)	1:A:104:ARG:HG2	2:B:80:ILE:HD11	4	1.98
(1,37)	1:A:104:ARG:HG2	2:B:80:ILE:HD12	4	1.98
(1,37)	1:A:104:ARG:HG2	2:B:80:ILE:HD13	4	1.98
(1,37)	1:A:104:ARG:HG2	2:B:80:ILE:HG12	4	1.98
(1,37)	1:A:104:ARG:HG2	2:B:80:ILE:HG13	4	1.98

*Continued on next page...*

*Continued from previous page...*

Key	Atom-1	Atom-2	Model ID	Violation (Å)
(1,37)	1:A:104:ARG:HG2	2:B:80:ILE:HG21	4	1.98
(1,37)	1:A:104:ARG:HG2	2:B:80:ILE:HG22	4	1.98
(1,37)	1:A:104:ARG:HG2	2:B:80:ILE:HG23	4	1.98
(1,37)	1:A:104:ARG:HG2	2:B:80:ILE:N	4	1.98
(1,37)	1:A:104:ARG:HG2	2:B:80:ILE:O	4	1.98
(1,37)	1:A:104:ARG:HG2	2:B:84:GLN:C	4	1.98
(1,37)	1:A:104:ARG:HG2	2:B:84:GLN:CA	4	1.98
(1,37)	1:A:104:ARG:HG2	2:B:84:GLN:CB	4	1.98
(1,37)	1:A:104:ARG:HG2	2:B:84:GLN:CD	4	1.98
(1,37)	1:A:104:ARG:HG2	2:B:84:GLN:CG	4	1.98
(1,37)	1:A:104:ARG:HG2	2:B:84:GLN:H	4	1.98
(1,37)	1:A:104:ARG:HG2	2:B:84:GLN:HA	4	1.98
(1,37)	1:A:104:ARG:HG2	2:B:84:GLN:HB2	4	1.98
(1,37)	1:A:104:ARG:HG2	2:B:84:GLN:HB3	4	1.98
(1,37)	1:A:104:ARG:HG2	2:B:84:GLN:HE21	4	1.98
(1,37)	1:A:104:ARG:HG2	2:B:84:GLN:HE22	4	1.98
(1,37)	1:A:104:ARG:HG2	2:B:84:GLN:HG2	4	1.98
(1,37)	1:A:104:ARG:HG2	2:B:84:GLN:HG3	4	1.98
(1,37)	1:A:104:ARG:HG2	2:B:84:GLN:N	4	1.98
(1,37)	1:A:104:ARG:HG2	2:B:84:GLN:NE2	4	1.98
(1,37)	1:A:104:ARG:HG2	2:B:84:GLN:O	4	1.98
(1,37)	1:A:104:ARG:HG2	2:B:84:GLN:OE1	4	1.98
(1,37)	1:A:104:ARG:HG2	2:B:97:THR:C	4	1.98
(1,37)	1:A:104:ARG:HG2	2:B:97:THR:CA	4	1.98
(1,37)	1:A:104:ARG:HG2	2:B:97:THR:CB	4	1.98
(1,37)	1:A:104:ARG:HG2	2:B:97:THR:CG2	4	1.98
(1,37)	1:A:104:ARG:HG2	2:B:97:THR:H	4	1.98
(1,37)	1:A:104:ARG:HG2	2:B:97:THR:HA	4	1.98
(1,37)	1:A:104:ARG:HG2	2:B:97:THR:HB	4	1.98
(1,37)	1:A:104:ARG:HG2	2:B:97:THR:HG1	4	1.98
(1,37)	1:A:104:ARG:HG2	2:B:97:THR:HG21	4	1.98
(1,37)	1:A:104:ARG:HG2	2:B:97:THR:HG22	4	1.98
(1,37)	1:A:104:ARG:HG2	2:B:97:THR:HG23	4	1.98
(1,37)	1:A:104:ARG:HG2	2:B:97:THR:N	4	1.98
(1,37)	1:A:104:ARG:HG2	2:B:97:THR:O	4	1.98
(1,37)	1:A:104:ARG:HG2	2:B:97:THR:OG1	4	1.98
(1,37)	1:A:104:ARG:HG2	2:B:99:HIS:C	4	1.98
(1,37)	1:A:104:ARG:HG2	2:B:99:HIS:CA	4	1.98
(1,37)	1:A:104:ARG:HG2	2:B:99:HIS:CB	4	1.98
(1,37)	1:A:104:ARG:HG2	2:B:99:HIS:CD2	4	1.98
(1,37)	1:A:104:ARG:HG2	2:B:99:HIS:CE1	4	1.98
(1,37)	1:A:104:ARG:HG2	2:B:99:HIS:CG	4	1.98

*Continued on next page...*

*Continued from previous page...*

Key	Atom-1	Atom-2	Model ID	Violation (Å)
(1,37)	1:A:104:ARG:HG2	2:B:99:HIS:H	4	1.98
(1,37)	1:A:104:ARG:HG2	2:B:99:HIS:HA	4	1.98
(1,37)	1:A:104:ARG:HG2	2:B:99:HIS:HB2	4	1.98
(1,37)	1:A:104:ARG:HG2	2:B:99:HIS:HB3	4	1.98
(1,37)	1:A:104:ARG:HG2	2:B:99:HIS:HD1	4	1.98
(1,37)	1:A:104:ARG:HG2	2:B:99:HIS:HD2	4	1.98
(1,37)	1:A:104:ARG:HG2	2:B:99:HIS:HE1	4	1.98
(1,37)	1:A:104:ARG:HG2	2:B:99:HIS:HE2	4	1.98
(1,37)	1:A:104:ARG:HG2	2:B:99:HIS:N	4	1.98
(1,37)	1:A:104:ARG:HG2	2:B:99:HIS:ND1	4	1.98
(1,37)	1:A:104:ARG:HG2	2:B:99:HIS:NE2	4	1.98
(1,37)	1:A:104:ARG:HG2	2:B:99:HIS:O	4	1.98
(1,37)	1:A:104:ARG:HG2	2:B:101:VAL:C	4	1.98
(1,37)	1:A:104:ARG:HG2	2:B:101:VAL:CA	4	1.98
(1,37)	1:A:104:ARG:HG2	2:B:101:VAL:CB	4	1.98
(1,37)	1:A:104:ARG:HG2	2:B:101:VAL:CG1	4	1.98
(1,37)	1:A:104:ARG:HG2	2:B:101:VAL:CG2	4	1.98
(1,37)	1:A:104:ARG:HG2	2:B:101:VAL:H	4	1.98
(1,37)	1:A:104:ARG:HG2	2:B:101:VAL:HA	4	1.98
(1,37)	1:A:104:ARG:HG2	2:B:101:VAL:HB	4	1.98
(1,37)	1:A:104:ARG:HG2	2:B:101:VAL:HG11	4	1.98
(1,37)	1:A:104:ARG:HG2	2:B:101:VAL:HG12	4	1.98
(1,37)	1:A:104:ARG:HG2	2:B:101:VAL:HG13	4	1.98
(1,37)	1:A:104:ARG:HG2	2:B:101:VAL:HG21	4	1.98
(1,37)	1:A:104:ARG:HG2	2:B:101:VAL:HG22	4	1.98
(1,37)	1:A:104:ARG:HG2	2:B:101:VAL:HG23	4	1.98
(1,37)	1:A:104:ARG:HG2	2:B:101:VAL:N	4	1.98
(1,37)	1:A:104:ARG:HG2	2:B:101:VAL:O	4	1.98
(1,37)	1:A:104:ARG:HG3	2:B:75:ILE:C	4	1.98
(1,37)	1:A:104:ARG:HG3	2:B:75:ILE:CA	4	1.98
(1,37)	1:A:104:ARG:HG3	2:B:75:ILE:CB	4	1.98
(1,37)	1:A:104:ARG:HG3	2:B:75:ILE:CD1	4	1.98
(1,37)	1:A:104:ARG:HG3	2:B:75:ILE:CG1	4	1.98
(1,37)	1:A:104:ARG:HG3	2:B:75:ILE:CG2	4	1.98
(1,37)	1:A:104:ARG:HG3	2:B:75:ILE:H	4	1.98
(1,37)	1:A:104:ARG:HG3	2:B:75:ILE:HA	4	1.98
(1,37)	1:A:104:ARG:HG3	2:B:75:ILE:HB	4	1.98
(1,37)	1:A:104:ARG:HG3	2:B:75:ILE:HD11	4	1.98
(1,37)	1:A:104:ARG:HG3	2:B:75:ILE:HD12	4	1.98
(1,37)	1:A:104:ARG:HG3	2:B:75:ILE:HD13	4	1.98
(1,37)	1:A:104:ARG:HG3	2:B:75:ILE:HG12	4	1.98
(1,37)	1:A:104:ARG:HG3	2:B:75:ILE:HG13	4	1.98

*Continued on next page...*



*Continued from previous page...*

Key	Atom-1	Atom-2	Model ID	Violation (Å)
(1,37)	1:A:104:ARG:HG3	2:B:75:ILE:HG21	4	1.98
(1,37)	1:A:104:ARG:HG3	2:B:75:ILE:HG22	4	1.98
(1,37)	1:A:104:ARG:HG3	2:B:75:ILE:HG23	4	1.98
(1,37)	1:A:104:ARG:HG3	2:B:75:ILE:N	4	1.98
(1,37)	1:A:104:ARG:HG3	2:B:75:ILE:O	4	1.98
(1,37)	1:A:104:ARG:HG3	2:B:77:ALA:C	4	1.98
(1,37)	1:A:104:ARG:HG3	2:B:77:ALA:CA	4	1.98
(1,37)	1:A:104:ARG:HG3	2:B:77:ALA:CB	4	1.98
(1,37)	1:A:104:ARG:HG3	2:B:77:ALA:H	4	1.98
(1,37)	1:A:104:ARG:HG3	2:B:77:ALA:HA	4	1.98
(1,37)	1:A:104:ARG:HG3	2:B:77:ALA:HB1	4	1.98
(1,37)	1:A:104:ARG:HG3	2:B:77:ALA:HB2	4	1.98
(1,37)	1:A:104:ARG:HG3	2:B:77:ALA:HB3	4	1.98
(1,37)	1:A:104:ARG:HG3	2:B:77:ALA:N	4	1.98
(1,37)	1:A:104:ARG:HG3	2:B:77:ALA:O	4	1.98
(1,37)	1:A:104:ARG:HG3	2:B:78:GLY:C	4	1.98
(1,37)	1:A:104:ARG:HG3	2:B:78:GLY:CA	4	1.98
(1,37)	1:A:104:ARG:HG3	2:B:78:GLY:H	4	1.98
(1,37)	1:A:104:ARG:HG3	2:B:78:GLY:HA2	4	1.98
(1,37)	1:A:104:ARG:HG3	2:B:78:GLY:HA3	4	1.98
(1,37)	1:A:104:ARG:HG3	2:B:78:GLY:N	4	1.98
(1,37)	1:A:104:ARG:HG3	2:B:78:GLY:O	4	1.98
(1,37)	1:A:104:ARG:HG3	2:B:79:LYS:C	4	1.98
(1,37)	1:A:104:ARG:HG3	2:B:79:LYS:CA	4	1.98
(1,37)	1:A:104:ARG:HG3	2:B:79:LYS:CB	4	1.98
(1,37)	1:A:104:ARG:HG3	2:B:79:LYS:CD	4	1.98
(1,37)	1:A:104:ARG:HG3	2:B:79:LYS:CE	4	1.98
(1,37)	1:A:104:ARG:HG3	2:B:79:LYS:CG	4	1.98
(1,37)	1:A:104:ARG:HG3	2:B:79:LYS:H	4	1.98
(1,37)	1:A:104:ARG:HG3	2:B:79:LYS:HA	4	1.98
(1,37)	1:A:104:ARG:HG3	2:B:79:LYS:HB2	4	1.98
(1,37)	1:A:104:ARG:HG3	2:B:79:LYS:HB3	4	1.98
(1,37)	1:A:104:ARG:HG3	2:B:79:LYS:HD2	4	1.98
(1,37)	1:A:104:ARG:HG3	2:B:79:LYS:HD3	4	1.98
(1,37)	1:A:104:ARG:HG3	2:B:79:LYS:HE2	4	1.98
(1,37)	1:A:104:ARG:HG3	2:B:79:LYS:HE3	4	1.98
(1,37)	1:A:104:ARG:HG3	2:B:79:LYS:HG2	4	1.98
(1,37)	1:A:104:ARG:HG3	2:B:79:LYS:HG3	4	1.98
(1,37)	1:A:104:ARG:HG3	2:B:79:LYS:HZ1	4	1.98
(1,37)	1:A:104:ARG:HG3	2:B:79:LYS:HZ2	4	1.98
(1,37)	1:A:104:ARG:HG3	2:B:79:LYS:HZ3	4	1.98
(1,37)	1:A:104:ARG:HG3	2:B:79:LYS:N	4	1.98

*Continued on next page...*

*Continued from previous page...*

Key	Atom-1	Atom-2	Model ID	Violation (Å)
(1,37)	1:A:104:ARG:HG3	2:B:79:LYS:NZ	4	1.98
(1,37)	1:A:104:ARG:HG3	2:B:79:LYS:O	4	1.98
(1,37)	1:A:104:ARG:HG3	2:B:80:ILE:C	4	1.98
(1,37)	1:A:104:ARG:HG3	2:B:80:ILE:CA	4	1.98
(1,37)	1:A:104:ARG:HG3	2:B:80:ILE:CB	4	1.98
(1,37)	1:A:104:ARG:HG3	2:B:80:ILE:CD1	4	1.98
(1,37)	1:A:104:ARG:HG3	2:B:80:ILE:CG1	4	1.98
(1,37)	1:A:104:ARG:HG3	2:B:80:ILE:CG2	4	1.98
(1,37)	1:A:104:ARG:HG3	2:B:80:ILE:H	4	1.98
(1,37)	1:A:104:ARG:HG3	2:B:80:ILE:HA	4	1.98
(1,37)	1:A:104:ARG:HG3	2:B:80:ILE:HB	4	1.98
(1,37)	1:A:104:ARG:HG3	2:B:80:ILE:HD11	4	1.98
(1,37)	1:A:104:ARG:HG3	2:B:80:ILE:HD12	4	1.98
(1,37)	1:A:104:ARG:HG3	2:B:80:ILE:HD13	4	1.98
(1,37)	1:A:104:ARG:HG3	2:B:80:ILE:HG12	4	1.98
(1,37)	1:A:104:ARG:HG3	2:B:80:ILE:HG13	4	1.98
(1,37)	1:A:104:ARG:HG3	2:B:80:ILE:HG21	4	1.98
(1,37)	1:A:104:ARG:HG3	2:B:80:ILE:HG22	4	1.98
(1,37)	1:A:104:ARG:HG3	2:B:80:ILE:HG23	4	1.98
(1,37)	1:A:104:ARG:HG3	2:B:80:ILE:N	4	1.98
(1,37)	1:A:104:ARG:HG3	2:B:80:ILE:O	4	1.98
(1,37)	1:A:104:ARG:HG3	2:B:84:GLN:C	4	1.98
(1,37)	1:A:104:ARG:HG3	2:B:84:GLN:CA	4	1.98
(1,37)	1:A:104:ARG:HG3	2:B:84:GLN:CB	4	1.98
(1,37)	1:A:104:ARG:HG3	2:B:84:GLN:CD	4	1.98
(1,37)	1:A:104:ARG:HG3	2:B:84:GLN:CG	4	1.98
(1,37)	1:A:104:ARG:HG3	2:B:84:GLN:H	4	1.98
(1,37)	1:A:104:ARG:HG3	2:B:84:GLN:HA	4	1.98
(1,37)	1:A:104:ARG:HG3	2:B:84:GLN:HB2	4	1.98
(1,37)	1:A:104:ARG:HG3	2:B:84:GLN:HB3	4	1.98
(1,37)	1:A:104:ARG:HG3	2:B:84:GLN:HE21	4	1.98
(1,37)	1:A:104:ARG:HG3	2:B:84:GLN:HE22	4	1.98
(1,37)	1:A:104:ARG:HG3	2:B:84:GLN:HG2	4	1.98
(1,37)	1:A:104:ARG:HG3	2:B:84:GLN:HG3	4	1.98
(1,37)	1:A:104:ARG:HG3	2:B:84:GLN:N	4	1.98
(1,37)	1:A:104:ARG:HG3	2:B:84:GLN:NE2	4	1.98
(1,37)	1:A:104:ARG:HG3	2:B:84:GLN:O	4	1.98
(1,37)	1:A:104:ARG:HG3	2:B:84:GLN:OE1	4	1.98
(1,37)	1:A:104:ARG:HG3	2:B:97:THR:C	4	1.98
(1,37)	1:A:104:ARG:HG3	2:B:97:THR:CA	4	1.98
(1,37)	1:A:104:ARG:HG3	2:B:97:THR:CB	4	1.98
(1,37)	1:A:104:ARG:HG3	2:B:97:THR:CG2	4	1.98

*Continued on next page...*

*Continued from previous page...*

Key	Atom-1	Atom-2	Model ID	Violation (Å)
(1,37)	1:A:104:ARG:HG3	2:B:97:THR:H	4	1.98
(1,37)	1:A:104:ARG:HG3	2:B:97:THR:HA	4	1.98
(1,37)	1:A:104:ARG:HG3	2:B:97:THR:HB	4	1.98
(1,37)	1:A:104:ARG:HG3	2:B:97:THR:HG1	4	1.98
(1,37)	1:A:104:ARG:HG3	2:B:97:THR:HG21	4	1.98
(1,37)	1:A:104:ARG:HG3	2:B:97:THR:HG22	4	1.98
(1,37)	1:A:104:ARG:HG3	2:B:97:THR:HG23	4	1.98
(1,37)	1:A:104:ARG:HG3	2:B:97:THR:N	4	1.98
(1,37)	1:A:104:ARG:HG3	2:B:97:THR:O	4	1.98
(1,37)	1:A:104:ARG:HG3	2:B:97:THR:OG1	4	1.98
(1,37)	1:A:104:ARG:HG3	2:B:99:HIS:C	4	1.98
(1,37)	1:A:104:ARG:HG3	2:B:99:HIS:CA	4	1.98
(1,37)	1:A:104:ARG:HG3	2:B:99:HIS:CB	4	1.98
(1,37)	1:A:104:ARG:HG3	2:B:99:HIS:CD2	4	1.98
(1,37)	1:A:104:ARG:HG3	2:B:99:HIS:CE1	4	1.98
(1,37)	1:A:104:ARG:HG3	2:B:99:HIS:CG	4	1.98
(1,37)	1:A:104:ARG:HG3	2:B:99:HIS:H	4	1.98
(1,37)	1:A:104:ARG:HG3	2:B:99:HIS:HA	4	1.98
(1,37)	1:A:104:ARG:HG3	2:B:99:HIS:HB2	4	1.98
(1,37)	1:A:104:ARG:HG3	2:B:99:HIS:HB3	4	1.98
(1,37)	1:A:104:ARG:HG3	2:B:99:HIS:HD1	4	1.98
(1,37)	1:A:104:ARG:HG3	2:B:99:HIS:HD2	4	1.98
(1,37)	1:A:104:ARG:HG3	2:B:99:HIS:HE1	4	1.98
(1,37)	1:A:104:ARG:HG3	2:B:99:HIS:HE2	4	1.98
(1,37)	1:A:104:ARG:HG3	2:B:99:HIS:N	4	1.98
(1,37)	1:A:104:ARG:HG3	2:B:99:HIS:ND1	4	1.98
(1,37)	1:A:104:ARG:HG3	2:B:99:HIS:NE2	4	1.98
(1,37)	1:A:104:ARG:HG3	2:B:99:HIS:O	4	1.98
(1,37)	1:A:104:ARG:HG3	2:B:101:VAL:C	4	1.98
(1,37)	1:A:104:ARG:HG3	2:B:101:VAL:CA	4	1.98
(1,37)	1:A:104:ARG:HG3	2:B:101:VAL:CB	4	1.98
(1,37)	1:A:104:ARG:HG3	2:B:101:VAL:CG1	4	1.98
(1,37)	1:A:104:ARG:HG3	2:B:101:VAL:CG2	4	1.98
(1,37)	1:A:104:ARG:HG3	2:B:101:VAL:H	4	1.98
(1,37)	1:A:104:ARG:HG3	2:B:101:VAL:HA	4	1.98
(1,37)	1:A:104:ARG:HG3	2:B:101:VAL:HB	4	1.98
(1,37)	1:A:104:ARG:HG3	2:B:101:VAL:HG11	4	1.98
(1,37)	1:A:104:ARG:HG3	2:B:101:VAL:HG12	4	1.98
(1,37)	1:A:104:ARG:HG3	2:B:101:VAL:HG13	4	1.98
(1,37)	1:A:104:ARG:HG3	2:B:101:VAL:HG21	4	1.98
(1,37)	1:A:104:ARG:HG3	2:B:101:VAL:HG22	4	1.98
(1,37)	1:A:104:ARG:HG3	2:B:101:VAL:HG23	4	1.98

*Continued on next page...*

*Continued from previous page...*

Key	Atom-1	Atom-2	Model ID	Violation (Å)
(1,37)	1:A:104:ARG:HG3	2:B:101:VAL:N	4	1.98
(1,37)	1:A:104:ARG:HG3	2:B:101:VAL:O	4	1.98
(1,37)	1:A:104:ARG:HH11	2:B:75:ILE:C	4	1.98
(1,37)	1:A:104:ARG:HH11	2:B:75:ILE:CA	4	1.98
(1,37)	1:A:104:ARG:HH11	2:B:75:ILE:CB	4	1.98
(1,37)	1:A:104:ARG:HH11	2:B:75:ILE:CD1	4	1.98
(1,37)	1:A:104:ARG:HH11	2:B:75:ILE:CG1	4	1.98
(1,37)	1:A:104:ARG:HH11	2:B:75:ILE:CG2	4	1.98
(1,37)	1:A:104:ARG:HH11	2:B:75:ILE:H	4	1.98
(1,37)	1:A:104:ARG:HH11	2:B:75:ILE:HA	4	1.98
(1,37)	1:A:104:ARG:HH11	2:B:75:ILE:HB	4	1.98
(1,37)	1:A:104:ARG:HH11	2:B:75:ILE:HD11	4	1.98
(1,37)	1:A:104:ARG:HH11	2:B:75:ILE:HD12	4	1.98
(1,37)	1:A:104:ARG:HH11	2:B:75:ILE:HD13	4	1.98
(1,37)	1:A:104:ARG:HH11	2:B:75:ILE:HG12	4	1.98
(1,37)	1:A:104:ARG:HH11	2:B:75:ILE:HG13	4	1.98
(1,37)	1:A:104:ARG:HH11	2:B:75:ILE:HG21	4	1.98
(1,37)	1:A:104:ARG:HH11	2:B:75:ILE:HG22	4	1.98
(1,37)	1:A:104:ARG:HH11	2:B:75:ILE:HG23	4	1.98
(1,37)	1:A:104:ARG:HH11	2:B:75:ILE:N	4	1.98
(1,37)	1:A:104:ARG:HH11	2:B:75:ILE:O	4	1.98
(1,37)	1:A:104:ARG:HH11	2:B:77:ALA:C	4	1.98
(1,37)	1:A:104:ARG:HH11	2:B:77:ALA:CA	4	1.98
(1,37)	1:A:104:ARG:HH11	2:B:77:ALA:CB	4	1.98
(1,37)	1:A:104:ARG:HH11	2:B:77:ALA:H	4	1.98
(1,37)	1:A:104:ARG:HH11	2:B:77:ALA:HA	4	1.98
(1,37)	1:A:104:ARG:HH11	2:B:77:ALA:HB1	4	1.98
(1,37)	1:A:104:ARG:HH11	2:B:77:ALA:HB2	4	1.98
(1,37)	1:A:104:ARG:HH11	2:B:77:ALA:HB3	4	1.98
(1,37)	1:A:104:ARG:HH11	2:B:77:ALA:N	4	1.98
(1,37)	1:A:104:ARG:HH11	2:B:77:ALA:O	4	1.98
(1,37)	1:A:104:ARG:HH11	2:B:78:GLY:C	4	1.98
(1,37)	1:A:104:ARG:HH11	2:B:78:GLY:CA	4	1.98
(1,37)	1:A:104:ARG:HH11	2:B:78:GLY:H	4	1.98
(1,37)	1:A:104:ARG:HH11	2:B:78:GLY:HA2	4	1.98
(1,37)	1:A:104:ARG:HH11	2:B:78:GLY:HA3	4	1.98
(1,37)	1:A:104:ARG:HH11	2:B:78:GLY:N	4	1.98
(1,37)	1:A:104:ARG:HH11	2:B:78:GLY:O	4	1.98
(1,37)	1:A:104:ARG:HH11	2:B:79:LYS:C	4	1.98
(1,37)	1:A:104:ARG:HH11	2:B:79:LYS:CA	4	1.98
(1,37)	1:A:104:ARG:HH11	2:B:79:LYS:CB	4	1.98
(1,37)	1:A:104:ARG:HH11	2:B:79:LYS:CD	4	1.98

*Continued on next page...*

*Continued from previous page...*

Key	Atom-1	Atom-2	Model ID	Violation (Å)
(1,37)	1:A:104:ARG:HH11	2:B:79:LYS:CE	4	1.98
(1,37)	1:A:104:ARG:HH11	2:B:79:LYS:CG	4	1.98
(1,37)	1:A:104:ARG:HH11	2:B:79:LYS:H	4	1.98
(1,37)	1:A:104:ARG:HH11	2:B:79:LYS:HA	4	1.98
(1,37)	1:A:104:ARG:HH11	2:B:79:LYS:HB2	4	1.98
(1,37)	1:A:104:ARG:HH11	2:B:79:LYS:HB3	4	1.98
(1,37)	1:A:104:ARG:HH11	2:B:79:LYS:HD2	4	1.98
(1,37)	1:A:104:ARG:HH11	2:B:79:LYS:HD3	4	1.98
(1,37)	1:A:104:ARG:HH11	2:B:79:LYS:HE2	4	1.98
(1,37)	1:A:104:ARG:HH11	2:B:79:LYS:HE3	4	1.98
(1,37)	1:A:104:ARG:HH11	2:B:79:LYS:HG2	4	1.98
(1,37)	1:A:104:ARG:HH11	2:B:79:LYS:HG3	4	1.98
(1,37)	1:A:104:ARG:HH11	2:B:79:LYS:HZ1	4	1.98
(1,37)	1:A:104:ARG:HH11	2:B:79:LYS:HZ2	4	1.98
(1,37)	1:A:104:ARG:HH11	2:B:79:LYS:HZ3	4	1.98
(1,37)	1:A:104:ARG:HH11	2:B:79:LYS:N	4	1.98
(1,37)	1:A:104:ARG:HH11	2:B:79:LYS:NZ	4	1.98
(1,37)	1:A:104:ARG:HH11	2:B:79:LYS:O	4	1.98
(1,37)	1:A:104:ARG:HH11	2:B:80:ILE:C	4	1.98
(1,37)	1:A:104:ARG:HH11	2:B:80:ILE:CA	4	1.98
(1,37)	1:A:104:ARG:HH11	2:B:80:ILE:CB	4	1.98
(1,37)	1:A:104:ARG:HH11	2:B:80:ILE:CD1	4	1.98
(1,37)	1:A:104:ARG:HH11	2:B:80:ILE:CG1	4	1.98
(1,37)	1:A:104:ARG:HH11	2:B:80:ILE:CG2	4	1.98
(1,37)	1:A:104:ARG:HH11	2:B:80:ILE:H	4	1.98
(1,37)	1:A:104:ARG:HH11	2:B:80:ILE:HA	4	1.98
(1,37)	1:A:104:ARG:HH11	2:B:80:ILE:HB	4	1.98
(1,37)	1:A:104:ARG:HH11	2:B:80:ILE:HD11	4	1.98
(1,37)	1:A:104:ARG:HH11	2:B:80:ILE:HD12	4	1.98
(1,37)	1:A:104:ARG:HH11	2:B:80:ILE:HD13	4	1.98
(1,37)	1:A:104:ARG:HH11	2:B:80:ILE:HG12	4	1.98
(1,37)	1:A:104:ARG:HH11	2:B:80:ILE:HG13	4	1.98
(1,37)	1:A:104:ARG:HH11	2:B:80:ILE:HG21	4	1.98
(1,37)	1:A:104:ARG:HH11	2:B:80:ILE:HG22	4	1.98
(1,37)	1:A:104:ARG:HH11	2:B:80:ILE:HG23	4	1.98
(1,37)	1:A:104:ARG:HH11	2:B:80:ILE:N	4	1.98
(1,37)	1:A:104:ARG:HH11	2:B:80:ILE:O	4	1.98
(1,37)	1:A:104:ARG:HH11	2:B:84:GLN:C	4	1.98
(1,37)	1:A:104:ARG:HH11	2:B:84:GLN:CA	4	1.98
(1,37)	1:A:104:ARG:HH11	2:B:84:GLN:CB	4	1.98
(1,37)	1:A:104:ARG:HH11	2:B:84:GLN:CD	4	1.98
(1,37)	1:A:104:ARG:HH11	2:B:84:GLN:CG	4	1.98

*Continued on next page...*

*Continued from previous page...*

Key	Atom-1	Atom-2	Model ID	Violation (Å)
(1,37)	1:A:104:ARG:HH11	2:B:84:GLN:H	4	1.98
(1,37)	1:A:104:ARG:HH11	2:B:84:GLN:HA	4	1.98
(1,37)	1:A:104:ARG:HH11	2:B:84:GLN:HB2	4	1.98
(1,37)	1:A:104:ARG:HH11	2:B:84:GLN:HB3	4	1.98
(1,37)	1:A:104:ARG:HH11	2:B:84:GLN:HE21	4	1.98
(1,37)	1:A:104:ARG:HH11	2:B:84:GLN:HE22	4	1.98
(1,37)	1:A:104:ARG:HH11	2:B:84:GLN:HG2	4	1.98
(1,37)	1:A:104:ARG:HH11	2:B:84:GLN:HG3	4	1.98
(1,37)	1:A:104:ARG:HH11	2:B:84:GLN:N	4	1.98
(1,37)	1:A:104:ARG:HH11	2:B:84:GLN:NE2	4	1.98
(1,37)	1:A:104:ARG:HH11	2:B:84:GLN:O	4	1.98
(1,37)	1:A:104:ARG:HH11	2:B:84:GLN:OE1	4	1.98
(1,37)	1:A:104:ARG:HH11	2:B:97:THR:C	4	1.98
(1,37)	1:A:104:ARG:HH11	2:B:97:THR:CA	4	1.98
(1,37)	1:A:104:ARG:HH11	2:B:97:THR:CB	4	1.98
(1,37)	1:A:104:ARG:HH11	2:B:97:THR:CG2	4	1.98
(1,37)	1:A:104:ARG:HH11	2:B:97:THR:H	4	1.98
(1,37)	1:A:104:ARG:HH11	2:B:97:THR:HA	4	1.98
(1,37)	1:A:104:ARG:HH11	2:B:97:THR:HB	4	1.98
(1,37)	1:A:104:ARG:HH11	2:B:97:THR:HG1	4	1.98
(1,37)	1:A:104:ARG:HH11	2:B:97:THR:HG21	4	1.98
(1,37)	1:A:104:ARG:HH11	2:B:97:THR:HG22	4	1.98
(1,37)	1:A:104:ARG:HH11	2:B:97:THR:HG23	4	1.98
(1,37)	1:A:104:ARG:HH11	2:B:97:THR:N	4	1.98
(1,37)	1:A:104:ARG:HH11	2:B:97:THR:O	4	1.98
(1,37)	1:A:104:ARG:HH11	2:B:97:THR:OG1	4	1.98
(1,37)	1:A:104:ARG:HH11	2:B:99:HIS:C	4	1.98
(1,37)	1:A:104:ARG:HH11	2:B:99:HIS:CA	4	1.98
(1,37)	1:A:104:ARG:HH11	2:B:99:HIS:CB	4	1.98
(1,37)	1:A:104:ARG:HH11	2:B:99:HIS:CD2	4	1.98
(1,37)	1:A:104:ARG:HH11	2:B:99:HIS:CE1	4	1.98
(1,37)	1:A:104:ARG:HH11	2:B:99:HIS:CG	4	1.98
(1,37)	1:A:104:ARG:HH11	2:B:99:HIS:H	4	1.98
(1,37)	1:A:104:ARG:HH11	2:B:99:HIS:HA	4	1.98
(1,37)	1:A:104:ARG:HH11	2:B:99:HIS:HB2	4	1.98
(1,37)	1:A:104:ARG:HH11	2:B:99:HIS:HB3	4	1.98
(1,37)	1:A:104:ARG:HH11	2:B:99:HIS:HD1	4	1.98
(1,37)	1:A:104:ARG:HH11	2:B:99:HIS:HD2	4	1.98
(1,37)	1:A:104:ARG:HH11	2:B:99:HIS:HE1	4	1.98
(1,37)	1:A:104:ARG:HH11	2:B:99:HIS:HE2	4	1.98
(1,37)	1:A:104:ARG:HH11	2:B:99:HIS:N	4	1.98
(1,37)	1:A:104:ARG:HH11	2:B:99:HIS:ND1	4	1.98

*Continued on next page...*

*Continued from previous page...*

Key	Atom-1	Atom-2	Model ID	Violation (Å)
(1,37)	1:A:104:ARG:HH11	2:B:99:HIS:NE2	4	1.98
(1,37)	1:A:104:ARG:HH11	2:B:99:HIS:O	4	1.98
(1,37)	1:A:104:ARG:HH11	2:B:101:VAL:C	4	1.98
(1,37)	1:A:104:ARG:HH11	2:B:101:VAL:CA	4	1.98
(1,37)	1:A:104:ARG:HH11	2:B:101:VAL:CB	4	1.98
(1,37)	1:A:104:ARG:HH11	2:B:101:VAL:CG1	4	1.98
(1,37)	1:A:104:ARG:HH11	2:B:101:VAL:CG2	4	1.98
(1,37)	1:A:104:ARG:HH11	2:B:101:VAL:H	4	1.98
(1,37)	1:A:104:ARG:HH11	2:B:101:VAL:HA	4	1.98
(1,37)	1:A:104:ARG:HH11	2:B:101:VAL:HB	4	1.98
(1,37)	1:A:104:ARG:HH11	2:B:101:VAL:HG11	4	1.98
(1,37)	1:A:104:ARG:HH11	2:B:101:VAL:HG12	4	1.98
(1,37)	1:A:104:ARG:HH11	2:B:101:VAL:HG13	4	1.98
(1,37)	1:A:104:ARG:HH11	2:B:101:VAL:HG21	4	1.98
(1,37)	1:A:104:ARG:HH11	2:B:101:VAL:HG22	4	1.98
(1,37)	1:A:104:ARG:HH11	2:B:101:VAL:HG23	4	1.98
(1,37)	1:A:104:ARG:HH11	2:B:101:VAL:N	4	1.98
(1,37)	1:A:104:ARG:HH11	2:B:101:VAL:O	4	1.98
(1,37)	1:A:104:ARG:HH12	2:B:75:ILE:C	4	1.98
(1,37)	1:A:104:ARG:HH12	2:B:75:ILE:CA	4	1.98
(1,37)	1:A:104:ARG:HH12	2:B:75:ILE:CB	4	1.98
(1,37)	1:A:104:ARG:HH12	2:B:75:ILE:CD1	4	1.98
(1,37)	1:A:104:ARG:HH12	2:B:75:ILE:CG1	4	1.98
(1,37)	1:A:104:ARG:HH12	2:B:75:ILE:CG2	4	1.98
(1,37)	1:A:104:ARG:HH12	2:B:75:ILE:H	4	1.98
(1,37)	1:A:104:ARG:HH12	2:B:75:ILE:HA	4	1.98
(1,37)	1:A:104:ARG:HH12	2:B:75:ILE:HB	4	1.98
(1,37)	1:A:104:ARG:HH12	2:B:75:ILE:HD11	4	1.98
(1,37)	1:A:104:ARG:HH12	2:B:75:ILE:HD12	4	1.98
(1,37)	1:A:104:ARG:HH12	2:B:75:ILE:HD13	4	1.98
(1,37)	1:A:104:ARG:HH12	2:B:75:ILE:HG12	4	1.98
(1,37)	1:A:104:ARG:HH12	2:B:75:ILE:HG13	4	1.98
(1,37)	1:A:104:ARG:HH12	2:B:75:ILE:HG21	4	1.98
(1,37)	1:A:104:ARG:HH12	2:B:75:ILE:HG22	4	1.98
(1,37)	1:A:104:ARG:HH12	2:B:75:ILE:HG23	4	1.98
(1,37)	1:A:104:ARG:HH12	2:B:75:ILE:N	4	1.98
(1,37)	1:A:104:ARG:HH12	2:B:75:ILE:O	4	1.98
(1,37)	1:A:104:ARG:HH12	2:B:77:ALA:C	4	1.98
(1,37)	1:A:104:ARG:HH12	2:B:77:ALA:CA	4	1.98
(1,37)	1:A:104:ARG:HH12	2:B:77:ALA:CB	4	1.98
(1,37)	1:A:104:ARG:HH12	2:B:77:ALA:H	4	1.98
(1,37)	1:A:104:ARG:HH12	2:B:77:ALA:HA	4	1.98

*Continued on next page...*

*Continued from previous page...*

Key	Atom-1	Atom-2	Model ID	Violation (Å)
(1,37)	1:A:104:ARG:HH12	2:B:77:ALA:HB1	4	1.98
(1,37)	1:A:104:ARG:HH12	2:B:77:ALA:HB2	4	1.98
(1,37)	1:A:104:ARG:HH12	2:B:77:ALA:HB3	4	1.98
(1,37)	1:A:104:ARG:HH12	2:B:77:ALA:N	4	1.98
(1,37)	1:A:104:ARG:HH12	2:B:77:ALA:O	4	1.98
(1,37)	1:A:104:ARG:HH12	2:B:78:GLY:C	4	1.98
(1,37)	1:A:104:ARG:HH12	2:B:78:GLY:CA	4	1.98
(1,37)	1:A:104:ARG:HH12	2:B:78:GLY:H	4	1.98
(1,37)	1:A:104:ARG:HH12	2:B:78:GLY:HA2	4	1.98
(1,37)	1:A:104:ARG:HH12	2:B:78:GLY:HA3	4	1.98
(1,37)	1:A:104:ARG:HH12	2:B:78:GLY:N	4	1.98
(1,37)	1:A:104:ARG:HH12	2:B:78:GLY:O	4	1.98
(1,37)	1:A:104:ARG:HH12	2:B:79:LYS:C	4	1.98
(1,37)	1:A:104:ARG:HH12	2:B:79:LYS:CA	4	1.98
(1,37)	1:A:104:ARG:HH12	2:B:79:LYS:CB	4	1.98
(1,37)	1:A:104:ARG:HH12	2:B:79:LYS:CD	4	1.98
(1,37)	1:A:104:ARG:HH12	2:B:79:LYS:CE	4	1.98
(1,37)	1:A:104:ARG:HH12	2:B:79:LYS:CG	4	1.98
(1,37)	1:A:104:ARG:HH12	2:B:79:LYS:H	4	1.98
(1,37)	1:A:104:ARG:HH12	2:B:79:LYS:HA	4	1.98
(1,37)	1:A:104:ARG:HH12	2:B:79:LYS:HB2	4	1.98
(1,37)	1:A:104:ARG:HH12	2:B:79:LYS:HB3	4	1.98
(1,37)	1:A:104:ARG:HH12	2:B:79:LYS:HD2	4	1.98
(1,37)	1:A:104:ARG:HH12	2:B:79:LYS:HD3	4	1.98
(1,37)	1:A:104:ARG:HH12	2:B:79:LYS:HE2	4	1.98
(1,37)	1:A:104:ARG:HH12	2:B:79:LYS:HE3	4	1.98
(1,37)	1:A:104:ARG:HH12	2:B:79:LYS:HG2	4	1.98
(1,37)	1:A:104:ARG:HH12	2:B:79:LYS:HG3	4	1.98
(1,37)	1:A:104:ARG:HH12	2:B:79:LYS:HZ1	4	1.98
(1,37)	1:A:104:ARG:HH12	2:B:79:LYS:HZ2	4	1.98
(1,37)	1:A:104:ARG:HH12	2:B:79:LYS:HZ3	4	1.98
(1,37)	1:A:104:ARG:HH12	2:B:79:LYS:N	4	1.98
(1,37)	1:A:104:ARG:HH12	2:B:79:LYS:NZ	4	1.98
(1,37)	1:A:104:ARG:HH12	2:B:79:LYS:O	4	1.98
(1,37)	1:A:104:ARG:HH12	2:B:80:ILE:C	4	1.98
(1,37)	1:A:104:ARG:HH12	2:B:80:ILE:CA	4	1.98
(1,37)	1:A:104:ARG:HH12	2:B:80:ILE:CB	4	1.98
(1,37)	1:A:104:ARG:HH12	2:B:80:ILE:CD1	4	1.98
(1,37)	1:A:104:ARG:HH12	2:B:80:ILE:CG1	4	1.98
(1,37)	1:A:104:ARG:HH12	2:B:80:ILE:CG2	4	1.98
(1,37)	1:A:104:ARG:HH12	2:B:80:ILE:H	4	1.98
(1,37)	1:A:104:ARG:HH12	2:B:80:ILE:HA	4	1.98

*Continued on next page...*



*Continued from previous page...*

Key	Atom-1	Atom-2	Model ID	Violation (Å)
(1,37)	1:A:104:ARG:HH12	2:B:80:ILE:HB	4	1.98
(1,37)	1:A:104:ARG:HH12	2:B:80:ILE:HD11	4	1.98
(1,37)	1:A:104:ARG:HH12	2:B:80:ILE:HD12	4	1.98
(1,37)	1:A:104:ARG:HH12	2:B:80:ILE:HD13	4	1.98
(1,37)	1:A:104:ARG:HH12	2:B:80:ILE:HG12	4	1.98
(1,37)	1:A:104:ARG:HH12	2:B:80:ILE:HG13	4	1.98
(1,37)	1:A:104:ARG:HH12	2:B:80:ILE:HG21	4	1.98
(1,37)	1:A:104:ARG:HH12	2:B:80:ILE:HG22	4	1.98
(1,37)	1:A:104:ARG:HH12	2:B:80:ILE:HG23	4	1.98
(1,37)	1:A:104:ARG:HH12	2:B:80:ILE:N	4	1.98
(1,37)	1:A:104:ARG:HH12	2:B:80:ILE:O	4	1.98
(1,37)	1:A:104:ARG:HH12	2:B:84:GLN:C	4	1.98
(1,37)	1:A:104:ARG:HH12	2:B:84:GLN:CA	4	1.98
(1,37)	1:A:104:ARG:HH12	2:B:84:GLN:CB	4	1.98
(1,37)	1:A:104:ARG:HH12	2:B:84:GLN:CD	4	1.98
(1,37)	1:A:104:ARG:HH12	2:B:84:GLN:CG	4	1.98
(1,37)	1:A:104:ARG:HH12	2:B:84:GLN:H	4	1.98
(1,37)	1:A:104:ARG:HH12	2:B:84:GLN:HA	4	1.98
(1,37)	1:A:104:ARG:HH12	2:B:84:GLN:HB2	4	1.98
(1,37)	1:A:104:ARG:HH12	2:B:84:GLN:HB3	4	1.98
(1,37)	1:A:104:ARG:HH12	2:B:84:GLN:HE21	4	1.98
(1,37)	1:A:104:ARG:HH12	2:B:84:GLN:HE22	4	1.98
(1,37)	1:A:104:ARG:HH12	2:B:84:GLN:HG2	4	1.98
(1,37)	1:A:104:ARG:HH12	2:B:84:GLN:HG3	4	1.98
(1,37)	1:A:104:ARG:HH12	2:B:84:GLN:N	4	1.98
(1,37)	1:A:104:ARG:HH12	2:B:84:GLN:NE2	4	1.98
(1,37)	1:A:104:ARG:HH12	2:B:84:GLN:O	4	1.98
(1,37)	1:A:104:ARG:HH12	2:B:84:GLN:OE1	4	1.98
(1,37)	1:A:104:ARG:HH12	2:B:97:THR:C	4	1.98
(1,37)	1:A:104:ARG:HH12	2:B:97:THR:CA	4	1.98
(1,37)	1:A:104:ARG:HH12	2:B:97:THR:CB	4	1.98
(1,37)	1:A:104:ARG:HH12	2:B:97:THR:CG2	4	1.98
(1,37)	1:A:104:ARG:HH12	2:B:97:THR:H	4	1.98
(1,37)	1:A:104:ARG:HH12	2:B:97:THR:HA	4	1.98
(1,37)	1:A:104:ARG:HH12	2:B:97:THR:HB	4	1.98
(1,37)	1:A:104:ARG:HH12	2:B:97:THR:HG1	4	1.98
(1,37)	1:A:104:ARG:HH12	2:B:97:THR:HG21	4	1.98
(1,37)	1:A:104:ARG:HH12	2:B:97:THR:HG22	4	1.98
(1,37)	1:A:104:ARG:HH12	2:B:97:THR:HG23	4	1.98
(1,37)	1:A:104:ARG:HH12	2:B:97:THR:N	4	1.98
(1,37)	1:A:104:ARG:HH12	2:B:97:THR:O	4	1.98
(1,37)	1:A:104:ARG:HH12	2:B:97:THR:OG1	4	1.98

*Continued on next page...*

*Continued from previous page...*

Key	Atom-1	Atom-2	Model ID	Violation (Å)
(1,37)	1:A:104:ARG:HH12	2:B:99:HIS:C	4	1.98
(1,37)	1:A:104:ARG:HH12	2:B:99:HIS:CA	4	1.98
(1,37)	1:A:104:ARG:HH12	2:B:99:HIS:CB	4	1.98
(1,37)	1:A:104:ARG:HH12	2:B:99:HIS:CD2	4	1.98
(1,37)	1:A:104:ARG:HH12	2:B:99:HIS:CE1	4	1.98
(1,37)	1:A:104:ARG:HH12	2:B:99:HIS:CG	4	1.98
(1,37)	1:A:104:ARG:HH12	2:B:99:HIS:H	4	1.98
(1,37)	1:A:104:ARG:HH12	2:B:99:HIS:HA	4	1.98
(1,37)	1:A:104:ARG:HH12	2:B:99:HIS:HB2	4	1.98
(1,37)	1:A:104:ARG:HH12	2:B:99:HIS:HB3	4	1.98
(1,37)	1:A:104:ARG:HH12	2:B:99:HIS:HD1	4	1.98
(1,37)	1:A:104:ARG:HH12	2:B:99:HIS:HD2	4	1.98
(1,37)	1:A:104:ARG:HH12	2:B:99:HIS:HE1	4	1.98
(1,37)	1:A:104:ARG:HH12	2:B:99:HIS:HE2	4	1.98
(1,37)	1:A:104:ARG:HH12	2:B:99:HIS:N	4	1.98
(1,37)	1:A:104:ARG:HH12	2:B:99:HIS:ND1	4	1.98
(1,37)	1:A:104:ARG:HH12	2:B:99:HIS:NE2	4	1.98
(1,37)	1:A:104:ARG:HH12	2:B:99:HIS:O	4	1.98
(1,37)	1:A:104:ARG:HH12	2:B:101:VAL:C	4	1.98
(1,37)	1:A:104:ARG:HH12	2:B:101:VAL:CA	4	1.98
(1,37)	1:A:104:ARG:HH12	2:B:101:VAL:CB	4	1.98
(1,37)	1:A:104:ARG:HH12	2:B:101:VAL:CG1	4	1.98
(1,37)	1:A:104:ARG:HH12	2:B:101:VAL:CG2	4	1.98
(1,37)	1:A:104:ARG:HH12	2:B:101:VAL:H	4	1.98
(1,37)	1:A:104:ARG:HH12	2:B:101:VAL:HA	4	1.98
(1,37)	1:A:104:ARG:HH12	2:B:101:VAL:HB	4	1.98
(1,37)	1:A:104:ARG:HH12	2:B:101:VAL:HG11	4	1.98
(1,37)	1:A:104:ARG:HH12	2:B:101:VAL:HG12	4	1.98
(1,37)	1:A:104:ARG:HH12	2:B:101:VAL:HG13	4	1.98
(1,37)	1:A:104:ARG:HH12	2:B:101:VAL:HG21	4	1.98
(1,37)	1:A:104:ARG:HH12	2:B:101:VAL:HG22	4	1.98
(1,37)	1:A:104:ARG:HH12	2:B:101:VAL:HG23	4	1.98
(1,37)	1:A:104:ARG:HH12	2:B:101:VAL:N	4	1.98
(1,37)	1:A:104:ARG:HH12	2:B:101:VAL:O	4	1.98
(1,37)	1:A:104:ARG:HH21	2:B:75:ILE:C	4	1.98
(1,37)	1:A:104:ARG:HH21	2:B:75:ILE:CA	4	1.98
(1,37)	1:A:104:ARG:HH21	2:B:75:ILE:CB	4	1.98
(1,37)	1:A:104:ARG:HH21	2:B:75:ILE:CD1	4	1.98
(1,37)	1:A:104:ARG:HH21	2:B:75:ILE:CG1	4	1.98
(1,37)	1:A:104:ARG:HH21	2:B:75:ILE:CG2	4	1.98
(1,37)	1:A:104:ARG:HH21	2:B:75:ILE:H	4	1.98
(1,37)	1:A:104:ARG:HH21	2:B:75:ILE:HA	4	1.98

*Continued on next page...*

*Continued from previous page...*

Key	Atom-1	Atom-2	Model ID	Violation (Å)
(1,37)	1:A:104:ARG:HH21	2:B:75:ILE:HB	4	1.98
(1,37)	1:A:104:ARG:HH21	2:B:75:ILE:HD11	4	1.98
(1,37)	1:A:104:ARG:HH21	2:B:75:ILE:HD12	4	1.98
(1,37)	1:A:104:ARG:HH21	2:B:75:ILE:HD13	4	1.98
(1,37)	1:A:104:ARG:HH21	2:B:75:ILE:HG12	4	1.98
(1,37)	1:A:104:ARG:HH21	2:B:75:ILE:HG13	4	1.98
(1,37)	1:A:104:ARG:HH21	2:B:75:ILE:HG21	4	1.98
(1,37)	1:A:104:ARG:HH21	2:B:75:ILE:HG22	4	1.98
(1,37)	1:A:104:ARG:HH21	2:B:75:ILE:HG23	4	1.98
(1,37)	1:A:104:ARG:HH21	2:B:75:ILE:N	4	1.98
(1,37)	1:A:104:ARG:HH21	2:B:75:ILE:O	4	1.98
(1,37)	1:A:104:ARG:HH21	2:B:77:ALA:C	4	1.98
(1,37)	1:A:104:ARG:HH21	2:B:77:ALA:CA	4	1.98
(1,37)	1:A:104:ARG:HH21	2:B:77:ALA:CB	4	1.98
(1,37)	1:A:104:ARG:HH21	2:B:77:ALA:H	4	1.98
(1,37)	1:A:104:ARG:HH21	2:B:77:ALA:HA	4	1.98
(1,37)	1:A:104:ARG:HH21	2:B:77:ALA:HB1	4	1.98
(1,37)	1:A:104:ARG:HH21	2:B:77:ALA:HB2	4	1.98
(1,37)	1:A:104:ARG:HH21	2:B:77:ALA:HB3	4	1.98
(1,37)	1:A:104:ARG:HH21	2:B:77:ALA:N	4	1.98
(1,37)	1:A:104:ARG:HH21	2:B:77:ALA:O	4	1.98
(1,37)	1:A:104:ARG:HH21	2:B:78:GLY:C	4	1.98
(1,37)	1:A:104:ARG:HH21	2:B:78:GLY:CA	4	1.98
(1,37)	1:A:104:ARG:HH21	2:B:78:GLY:H	4	1.98
(1,37)	1:A:104:ARG:HH21	2:B:78:GLY:HA2	4	1.98
(1,37)	1:A:104:ARG:HH21	2:B:78:GLY:HA3	4	1.98
(1,37)	1:A:104:ARG:HH21	2:B:78:GLY:N	4	1.98
(1,37)	1:A:104:ARG:HH21	2:B:78:GLY:O	4	1.98
(1,37)	1:A:104:ARG:HH21	2:B:79:LYS:C	4	1.98
(1,37)	1:A:104:ARG:HH21	2:B:79:LYS:CA	4	1.98
(1,37)	1:A:104:ARG:HH21	2:B:79:LYS:CB	4	1.98
(1,37)	1:A:104:ARG:HH21	2:B:79:LYS:CD	4	1.98
(1,37)	1:A:104:ARG:HH21	2:B:79:LYS:CE	4	1.98
(1,37)	1:A:104:ARG:HH21	2:B:79:LYS:CG	4	1.98
(1,37)	1:A:104:ARG:HH21	2:B:79:LYS:H	4	1.98
(1,37)	1:A:104:ARG:HH21	2:B:79:LYS:HA	4	1.98
(1,37)	1:A:104:ARG:HH21	2:B:79:LYS:HB2	4	1.98
(1,37)	1:A:104:ARG:HH21	2:B:79:LYS:HB3	4	1.98
(1,37)	1:A:104:ARG:HH21	2:B:79:LYS:HD2	4	1.98
(1,37)	1:A:104:ARG:HH21	2:B:79:LYS:HD3	4	1.98
(1,37)	1:A:104:ARG:HH21	2:B:79:LYS:HE2	4	1.98
(1,37)	1:A:104:ARG:HH21	2:B:79:LYS:HE3	4	1.98

*Continued on next page...*

*Continued from previous page...*

Key	Atom-1	Atom-2	Model ID	Violation (Å)
(1,37)	1:A:104:ARG:HH21	2:B:79:LYS:HG2	4	1.98
(1,37)	1:A:104:ARG:HH21	2:B:79:LYS:HG3	4	1.98
(1,37)	1:A:104:ARG:HH21	2:B:79:LYS:HZ1	4	1.98
(1,37)	1:A:104:ARG:HH21	2:B:79:LYS:HZ2	4	1.98
(1,37)	1:A:104:ARG:HH21	2:B:79:LYS:HZ3	4	1.98
(1,37)	1:A:104:ARG:HH21	2:B:79:LYS:N	4	1.98
(1,37)	1:A:104:ARG:HH21	2:B:79:LYS:NZ	4	1.98
(1,37)	1:A:104:ARG:HH21	2:B:79:LYS:O	4	1.98
(1,37)	1:A:104:ARG:HH21	2:B:80:ILE:C	4	1.98
(1,37)	1:A:104:ARG:HH21	2:B:80:ILE:CA	4	1.98
(1,37)	1:A:104:ARG:HH21	2:B:80:ILE:CB	4	1.98
(1,37)	1:A:104:ARG:HH21	2:B:80:ILE:CD1	4	1.98
(1,37)	1:A:104:ARG:HH21	2:B:80:ILE:CG1	4	1.98
(1,37)	1:A:104:ARG:HH21	2:B:80:ILE:CG2	4	1.98
(1,37)	1:A:104:ARG:HH21	2:B:80:ILE:H	4	1.98
(1,37)	1:A:104:ARG:HH21	2:B:80:ILE:HA	4	1.98
(1,37)	1:A:104:ARG:HH21	2:B:80:ILE:HB	4	1.98
(1,37)	1:A:104:ARG:HH21	2:B:80:ILE:HD11	4	1.98
(1,37)	1:A:104:ARG:HH21	2:B:80:ILE:HD12	4	1.98
(1,37)	1:A:104:ARG:HH21	2:B:80:ILE:HD13	4	1.98
(1,37)	1:A:104:ARG:HH21	2:B:80:ILE:HG12	4	1.98
(1,37)	1:A:104:ARG:HH21	2:B:80:ILE:HG13	4	1.98
(1,37)	1:A:104:ARG:HH21	2:B:80:ILE:HG21	4	1.98
(1,37)	1:A:104:ARG:HH21	2:B:80:ILE:HG22	4	1.98
(1,37)	1:A:104:ARG:HH21	2:B:80:ILE:HG23	4	1.98
(1,37)	1:A:104:ARG:HH21	2:B:80:ILE:N	4	1.98
(1,37)	1:A:104:ARG:HH21	2:B:80:ILE:O	4	1.98
(1,37)	1:A:104:ARG:HH21	2:B:84:GLN:C	4	1.98
(1,37)	1:A:104:ARG:HH21	2:B:84:GLN:CA	4	1.98
(1,37)	1:A:104:ARG:HH21	2:B:84:GLN:CB	4	1.98
(1,37)	1:A:104:ARG:HH21	2:B:84:GLN:CD	4	1.98
(1,37)	1:A:104:ARG:HH21	2:B:84:GLN:CG	4	1.98
(1,37)	1:A:104:ARG:HH21	2:B:84:GLN:H	4	1.98
(1,37)	1:A:104:ARG:HH21	2:B:84:GLN:HA	4	1.98
(1,37)	1:A:104:ARG:HH21	2:B:84:GLN:HB2	4	1.98
(1,37)	1:A:104:ARG:HH21	2:B:84:GLN:HB3	4	1.98
(1,37)	1:A:104:ARG:HH21	2:B:84:GLN:HE21	4	1.98
(1,37)	1:A:104:ARG:HH21	2:B:84:GLN:HE22	4	1.98
(1,37)	1:A:104:ARG:HH21	2:B:84:GLN:HG2	4	1.98
(1,37)	1:A:104:ARG:HH21	2:B:84:GLN:HG3	4	1.98
(1,37)	1:A:104:ARG:HH21	2:B:84:GLN:N	4	1.98
(1,37)	1:A:104:ARG:HH21	2:B:84:GLN:NE2	4	1.98

*Continued on next page...*

*Continued from previous page...*

Key	Atom-1	Atom-2	Model ID	Violation (Å)
(1,37)	1:A:104:ARG:HH21	2:B:84:GLN:O	4	1.98
(1,37)	1:A:104:ARG:HH21	2:B:84:GLN:OE1	4	1.98
(1,37)	1:A:104:ARG:HH21	2:B:97:THR:C	4	1.98
(1,37)	1:A:104:ARG:HH21	2:B:97:THR:CA	4	1.98
(1,37)	1:A:104:ARG:HH21	2:B:97:THR:CB	4	1.98
(1,37)	1:A:104:ARG:HH21	2:B:97:THR:CG2	4	1.98
(1,37)	1:A:104:ARG:HH21	2:B:97:THR:H	4	1.98
(1,37)	1:A:104:ARG:HH21	2:B:97:THR:HA	4	1.98
(1,37)	1:A:104:ARG:HH21	2:B:97:THR:HB	4	1.98
(1,37)	1:A:104:ARG:HH21	2:B:97:THR:HG1	4	1.98
(1,37)	1:A:104:ARG:HH21	2:B:97:THR:HG21	4	1.98
(1,37)	1:A:104:ARG:HH21	2:B:97:THR:HG22	4	1.98
(1,37)	1:A:104:ARG:HH21	2:B:97:THR:HG23	4	1.98
(1,37)	1:A:104:ARG:HH21	2:B:97:THR:N	4	1.98
(1,37)	1:A:104:ARG:HH21	2:B:97:THR:O	4	1.98
(1,37)	1:A:104:ARG:HH21	2:B:97:THR:OG1	4	1.98
(1,37)	1:A:104:ARG:HH21	2:B:99:HIS:C	4	1.98
(1,37)	1:A:104:ARG:HH21	2:B:99:HIS:CA	4	1.98
(1,37)	1:A:104:ARG:HH21	2:B:99:HIS:CB	4	1.98
(1,37)	1:A:104:ARG:HH21	2:B:99:HIS:CD2	4	1.98
(1,37)	1:A:104:ARG:HH21	2:B:99:HIS:CE1	4	1.98
(1,37)	1:A:104:ARG:HH21	2:B:99:HIS:CG	4	1.98
(1,37)	1:A:104:ARG:HH21	2:B:99:HIS:H	4	1.98
(1,37)	1:A:104:ARG:HH21	2:B:99:HIS:HA	4	1.98
(1,37)	1:A:104:ARG:HH21	2:B:99:HIS:HB2	4	1.98
(1,37)	1:A:104:ARG:HH21	2:B:99:HIS:HB3	4	1.98
(1,37)	1:A:104:ARG:HH21	2:B:99:HIS:HD1	4	1.98
(1,37)	1:A:104:ARG:HH21	2:B:99:HIS:HD2	4	1.98
(1,37)	1:A:104:ARG:HH21	2:B:99:HIS:HE1	4	1.98
(1,37)	1:A:104:ARG:HH21	2:B:99:HIS:HE2	4	1.98
(1,37)	1:A:104:ARG:HH21	2:B:99:HIS:N	4	1.98
(1,37)	1:A:104:ARG:HH21	2:B:99:HIS:ND1	4	1.98
(1,37)	1:A:104:ARG:HH21	2:B:99:HIS:NE2	4	1.98
(1,37)	1:A:104:ARG:HH21	2:B:99:HIS:O	4	1.98
(1,37)	1:A:104:ARG:HH21	2:B:101:VAL:C	4	1.98
(1,37)	1:A:104:ARG:HH21	2:B:101:VAL:CA	4	1.98
(1,37)	1:A:104:ARG:HH21	2:B:101:VAL:CB	4	1.98
(1,37)	1:A:104:ARG:HH21	2:B:101:VAL:CG1	4	1.98
(1,37)	1:A:104:ARG:HH21	2:B:101:VAL:CG2	4	1.98
(1,37)	1:A:104:ARG:HH21	2:B:101:VAL:H	4	1.98
(1,37)	1:A:104:ARG:HH21	2:B:101:VAL:HA	4	1.98
(1,37)	1:A:104:ARG:HH21	2:B:101:VAL:HB	4	1.98

*Continued on next page...*

*Continued from previous page...*

Key	Atom-1	Atom-2	Model ID	Violation (Å)
(1,37)	1:A:104:ARG:HH21	2:B:101:VAL:HG11	4	1.98
(1,37)	1:A:104:ARG:HH21	2:B:101:VAL:HG12	4	1.98
(1,37)	1:A:104:ARG:HH21	2:B:101:VAL:HG13	4	1.98
(1,37)	1:A:104:ARG:HH21	2:B:101:VAL:HG21	4	1.98
(1,37)	1:A:104:ARG:HH21	2:B:101:VAL:HG22	4	1.98
(1,37)	1:A:104:ARG:HH21	2:B:101:VAL:HG23	4	1.98
(1,37)	1:A:104:ARG:HH21	2:B:101:VAL:N	4	1.98
(1,37)	1:A:104:ARG:HH21	2:B:101:VAL:O	4	1.98
(1,37)	1:A:104:ARG:HH22	2:B:75:ILE:C	4	1.98
(1,37)	1:A:104:ARG:HH22	2:B:75:ILE:CA	4	1.98
(1,37)	1:A:104:ARG:HH22	2:B:75:ILE:CB	4	1.98
(1,37)	1:A:104:ARG:HH22	2:B:75:ILE:CD1	4	1.98
(1,37)	1:A:104:ARG:HH22	2:B:75:ILE:CG1	4	1.98
(1,37)	1:A:104:ARG:HH22	2:B:75:ILE:CG2	4	1.98
(1,37)	1:A:104:ARG:HH22	2:B:75:ILE:H	4	1.98
(1,37)	1:A:104:ARG:HH22	2:B:75:ILE:HA	4	1.98
(1,37)	1:A:104:ARG:HH22	2:B:75:ILE:HB	4	1.98
(1,37)	1:A:104:ARG:HH22	2:B:75:ILE:HD11	4	1.98
(1,37)	1:A:104:ARG:HH22	2:B:75:ILE:HD12	4	1.98
(1,37)	1:A:104:ARG:HH22	2:B:75:ILE:HD13	4	1.98
(1,37)	1:A:104:ARG:HH22	2:B:75:ILE:HG12	4	1.98
(1,37)	1:A:104:ARG:HH22	2:B:75:ILE:HG13	4	1.98
(1,37)	1:A:104:ARG:HH22	2:B:75:ILE:HG21	4	1.98
(1,37)	1:A:104:ARG:HH22	2:B:75:ILE:HG22	4	1.98
(1,37)	1:A:104:ARG:HH22	2:B:75:ILE:HG23	4	1.98
(1,37)	1:A:104:ARG:HH22	2:B:75:ILE:N	4	1.98
(1,37)	1:A:104:ARG:HH22	2:B:75:ILE:O	4	1.98
(1,37)	1:A:104:ARG:HH22	2:B:77:ALA:C	4	1.98
(1,37)	1:A:104:ARG:HH22	2:B:77:ALA:CA	4	1.98
(1,37)	1:A:104:ARG:HH22	2:B:77:ALA:CB	4	1.98
(1,37)	1:A:104:ARG:HH22	2:B:77:ALA:H	4	1.98
(1,37)	1:A:104:ARG:HH22	2:B:77:ALA:HA	4	1.98
(1,37)	1:A:104:ARG:HH22	2:B:77:ALA:HB1	4	1.98
(1,37)	1:A:104:ARG:HH22	2:B:77:ALA:HB2	4	1.98
(1,37)	1:A:104:ARG:HH22	2:B:77:ALA:HB3	4	1.98
(1,37)	1:A:104:ARG:HH22	2:B:77:ALA:N	4	1.98
(1,37)	1:A:104:ARG:HH22	2:B:77:ALA:O	4	1.98
(1,37)	1:A:104:ARG:HH22	2:B:78:GLY:C	4	1.98
(1,37)	1:A:104:ARG:HH22	2:B:78:GLY:CA	4	1.98
(1,37)	1:A:104:ARG:HH22	2:B:78:GLY:H	4	1.98
(1,37)	1:A:104:ARG:HH22	2:B:78:GLY:HA2	4	1.98
(1,37)	1:A:104:ARG:HH22	2:B:78:GLY:HA3	4	1.98

*Continued on next page...*

*Continued from previous page...*

Key	Atom-1	Atom-2	Model ID	Violation (Å)
(1,37)	1:A:104:ARG:HH22	2:B:78:GLY:N	4	1.98
(1,37)	1:A:104:ARG:HH22	2:B:78:GLY:O	4	1.98
(1,37)	1:A:104:ARG:HH22	2:B:79:LYS:C	4	1.98
(1,37)	1:A:104:ARG:HH22	2:B:79:LYS:CA	4	1.98
(1,37)	1:A:104:ARG:HH22	2:B:79:LYS:CB	4	1.98
(1,37)	1:A:104:ARG:HH22	2:B:79:LYS:CD	4	1.98
(1,37)	1:A:104:ARG:HH22	2:B:79:LYS:CE	4	1.98
(1,37)	1:A:104:ARG:HH22	2:B:79:LYS:CG	4	1.98
(1,37)	1:A:104:ARG:HH22	2:B:79:LYS:H	4	1.98
(1,37)	1:A:104:ARG:HH22	2:B:79:LYS:HA	4	1.98
(1,37)	1:A:104:ARG:HH22	2:B:79:LYS:HB2	4	1.98
(1,37)	1:A:104:ARG:HH22	2:B:79:LYS:HB3	4	1.98
(1,37)	1:A:104:ARG:HH22	2:B:79:LYS:HD2	4	1.98
(1,37)	1:A:104:ARG:HH22	2:B:79:LYS:HD3	4	1.98
(1,37)	1:A:104:ARG:HH22	2:B:79:LYS:HE2	4	1.98
(1,37)	1:A:104:ARG:HH22	2:B:79:LYS:HE3	4	1.98
(1,37)	1:A:104:ARG:HH22	2:B:79:LYS:HG2	4	1.98
(1,37)	1:A:104:ARG:HH22	2:B:79:LYS:HG3	4	1.98
(1,37)	1:A:104:ARG:HH22	2:B:79:LYS:HZ1	4	1.98
(1,37)	1:A:104:ARG:HH22	2:B:79:LYS:HZ2	4	1.98
(1,37)	1:A:104:ARG:HH22	2:B:79:LYS:HZ3	4	1.98
(1,37)	1:A:104:ARG:HH22	2:B:79:LYS:N	4	1.98
(1,37)	1:A:104:ARG:HH22	2:B:79:LYS:NZ	4	1.98
(1,37)	1:A:104:ARG:HH22	2:B:79:LYS:O	4	1.98
(1,37)	1:A:104:ARG:HH22	2:B:80:ILE:C	4	1.98
(1,37)	1:A:104:ARG:HH22	2:B:80:ILE:CA	4	1.98
(1,37)	1:A:104:ARG:HH22	2:B:80:ILE:CB	4	1.98
(1,37)	1:A:104:ARG:HH22	2:B:80:ILE:CD1	4	1.98
(1,37)	1:A:104:ARG:HH22	2:B:80:ILE:CG1	4	1.98
(1,37)	1:A:104:ARG:HH22	2:B:80:ILE:CG2	4	1.98
(1,37)	1:A:104:ARG:HH22	2:B:80:ILE:H	4	1.98
(1,37)	1:A:104:ARG:HH22	2:B:80:ILE:HA	4	1.98
(1,37)	1:A:104:ARG:HH22	2:B:80:ILE:HB	4	1.98
(1,37)	1:A:104:ARG:HH22	2:B:80:ILE:HD11	4	1.98
(1,37)	1:A:104:ARG:HH22	2:B:80:ILE:HD12	4	1.98
(1,37)	1:A:104:ARG:HH22	2:B:80:ILE:HD13	4	1.98
(1,37)	1:A:104:ARG:HH22	2:B:80:ILE:HG12	4	1.98
(1,37)	1:A:104:ARG:HH22	2:B:80:ILE:HG13	4	1.98
(1,37)	1:A:104:ARG:HH22	2:B:80:ILE:HG21	4	1.98
(1,37)	1:A:104:ARG:HH22	2:B:80:ILE:HG22	4	1.98
(1,37)	1:A:104:ARG:HH22	2:B:80:ILE:HG23	4	1.98
(1,37)	1:A:104:ARG:HH22	2:B:80:ILE:N	4	1.98

*Continued on next page...*

*Continued from previous page...*

Key	Atom-1	Atom-2	Model ID	Violation (Å)
(1,37)	1:A:104:ARG:HH22	2:B:80:ILE:O	4	1.98
(1,37)	1:A:104:ARG:HH22	2:B:84:GLN:C	4	1.98
(1,37)	1:A:104:ARG:HH22	2:B:84:GLN:CA	4	1.98
(1,37)	1:A:104:ARG:HH22	2:B:84:GLN:CB	4	1.98
(1,37)	1:A:104:ARG:HH22	2:B:84:GLN:CD	4	1.98
(1,37)	1:A:104:ARG:HH22	2:B:84:GLN:CG	4	1.98
(1,37)	1:A:104:ARG:HH22	2:B:84:GLN:H	4	1.98
(1,37)	1:A:104:ARG:HH22	2:B:84:GLN:HA	4	1.98
(1,37)	1:A:104:ARG:HH22	2:B:84:GLN:HB2	4	1.98
(1,37)	1:A:104:ARG:HH22	2:B:84:GLN:HB3	4	1.98
(1,37)	1:A:104:ARG:HH22	2:B:84:GLN:HE21	4	1.98
(1,37)	1:A:104:ARG:HH22	2:B:84:GLN:HE22	4	1.98
(1,37)	1:A:104:ARG:HH22	2:B:84:GLN:HG2	4	1.98
(1,37)	1:A:104:ARG:HH22	2:B:84:GLN:HG3	4	1.98
(1,37)	1:A:104:ARG:HH22	2:B:84:GLN:N	4	1.98
(1,37)	1:A:104:ARG:HH22	2:B:84:GLN:NE2	4	1.98
(1,37)	1:A:104:ARG:HH22	2:B:84:GLN:O	4	1.98
(1,37)	1:A:104:ARG:HH22	2:B:84:GLN:OE1	4	1.98
(1,37)	1:A:104:ARG:HH22	2:B:97:THR:C	4	1.98
(1,37)	1:A:104:ARG:HH22	2:B:97:THR:CA	4	1.98
(1,37)	1:A:104:ARG:HH22	2:B:97:THR:CB	4	1.98
(1,37)	1:A:104:ARG:HH22	2:B:97:THR:CG2	4	1.98
(1,37)	1:A:104:ARG:HH22	2:B:97:THR:H	4	1.98
(1,37)	1:A:104:ARG:HH22	2:B:97:THR:HA	4	1.98
(1,37)	1:A:104:ARG:HH22	2:B:97:THR:HB	4	1.98
(1,37)	1:A:104:ARG:HH22	2:B:97:THR:HG1	4	1.98
(1,37)	1:A:104:ARG:HH22	2:B:97:THR:HG21	4	1.98
(1,37)	1:A:104:ARG:HH22	2:B:97:THR:HG22	4	1.98
(1,37)	1:A:104:ARG:HH22	2:B:97:THR:HG23	4	1.98
(1,37)	1:A:104:ARG:HH22	2:B:97:THR:N	4	1.98
(1,37)	1:A:104:ARG:HH22	2:B:97:THR:O	4	1.98
(1,37)	1:A:104:ARG:HH22	2:B:97:THR:OG1	4	1.98
(1,37)	1:A:104:ARG:HH22	2:B:99:HIS:C	4	1.98
(1,37)	1:A:104:ARG:HH22	2:B:99:HIS:CA	4	1.98
(1,37)	1:A:104:ARG:HH22	2:B:99:HIS:CB	4	1.98
(1,37)	1:A:104:ARG:HH22	2:B:99:HIS:CD2	4	1.98
(1,37)	1:A:104:ARG:HH22	2:B:99:HIS:CE1	4	1.98
(1,37)	1:A:104:ARG:HH22	2:B:99:HIS:CG	4	1.98
(1,37)	1:A:104:ARG:HH22	2:B:99:HIS:H	4	1.98
(1,37)	1:A:104:ARG:HH22	2:B:99:HIS:HA	4	1.98
(1,37)	1:A:104:ARG:HH22	2:B:99:HIS:HB2	4	1.98
(1,37)	1:A:104:ARG:HH22	2:B:99:HIS:HB3	4	1.98

*Continued on next page...*



*Continued from previous page...*

Key	Atom-1	Atom-2	Model ID	Violation (Å)
(1,37)	1:A:104:ARG:HH22	2:B:99:HIS:HD1	4	1.98
(1,37)	1:A:104:ARG:HH22	2:B:99:HIS:HD2	4	1.98
(1,37)	1:A:104:ARG:HH22	2:B:99:HIS:HE1	4	1.98
(1,37)	1:A:104:ARG:HH22	2:B:99:HIS:HE2	4	1.98
(1,37)	1:A:104:ARG:HH22	2:B:99:HIS:N	4	1.98
(1,37)	1:A:104:ARG:HH22	2:B:99:HIS:ND1	4	1.98
(1,37)	1:A:104:ARG:HH22	2:B:99:HIS:NE2	4	1.98
(1,37)	1:A:104:ARG:HH22	2:B:99:HIS:O	4	1.98
(1,37)	1:A:104:ARG:HH22	2:B:101:VAL:C	4	1.98
(1,37)	1:A:104:ARG:HH22	2:B:101:VAL:CA	4	1.98
(1,37)	1:A:104:ARG:HH22	2:B:101:VAL:CB	4	1.98
(1,37)	1:A:104:ARG:HH22	2:B:101:VAL:CG1	4	1.98
(1,37)	1:A:104:ARG:HH22	2:B:101:VAL:CG2	4	1.98
(1,37)	1:A:104:ARG:HH22	2:B:101:VAL:H	4	1.98
(1,37)	1:A:104:ARG:HH22	2:B:101:VAL:HA	4	1.98
(1,37)	1:A:104:ARG:HH22	2:B:101:VAL:HB	4	1.98
(1,37)	1:A:104:ARG:HH22	2:B:101:VAL:HG11	4	1.98
(1,37)	1:A:104:ARG:HH22	2:B:101:VAL:HG12	4	1.98
(1,37)	1:A:104:ARG:HH22	2:B:101:VAL:HG13	4	1.98
(1,37)	1:A:104:ARG:HH22	2:B:101:VAL:HG21	4	1.98
(1,37)	1:A:104:ARG:HH22	2:B:101:VAL:HG22	4	1.98
(1,37)	1:A:104:ARG:HH22	2:B:101:VAL:HG23	4	1.98
(1,37)	1:A:104:ARG:HH22	2:B:101:VAL:N	4	1.98
(1,37)	1:A:104:ARG:HH22	2:B:101:VAL:O	4	1.98
(1,37)	1:A:104:ARG:N	2:B:75:ILE:C	4	1.98
(1,37)	1:A:104:ARG:N	2:B:75:ILE:CA	4	1.98
(1,37)	1:A:104:ARG:N	2:B:75:ILE:CB	4	1.98
(1,37)	1:A:104:ARG:N	2:B:75:ILE:CD1	4	1.98
(1,37)	1:A:104:ARG:N	2:B:75:ILE:CG1	4	1.98
(1,37)	1:A:104:ARG:N	2:B:75:ILE:CG2	4	1.98
(1,37)	1:A:104:ARG:N	2:B:75:ILE:H	4	1.98
(1,37)	1:A:104:ARG:N	2:B:75:ILE:HA	4	1.98
(1,37)	1:A:104:ARG:N	2:B:75:ILE:HB	4	1.98
(1,37)	1:A:104:ARG:N	2:B:75:ILE:HD11	4	1.98
(1,37)	1:A:104:ARG:N	2:B:75:ILE:HD12	4	1.98
(1,37)	1:A:104:ARG:N	2:B:75:ILE:HD13	4	1.98
(1,37)	1:A:104:ARG:N	2:B:75:ILE:HG12	4	1.98
(1,37)	1:A:104:ARG:N	2:B:75:ILE:HG13	4	1.98
(1,37)	1:A:104:ARG:N	2:B:75:ILE:HG21	4	1.98
(1,37)	1:A:104:ARG:N	2:B:75:ILE:HG22	4	1.98
(1,37)	1:A:104:ARG:N	2:B:75:ILE:HG23	4	1.98
(1,37)	1:A:104:ARG:N	2:B:75:ILE:N	4	1.98

*Continued on next page...*

*Continued from previous page...*

Key	Atom-1	Atom-2	Model ID	Violation (Å)
(1,37)	1:A:104:ARG:N	2:B:75:ILE:O	4	1.98
(1,37)	1:A:104:ARG:N	2:B:77:ALA:C	4	1.98
(1,37)	1:A:104:ARG:N	2:B:77:ALA:CA	4	1.98
(1,37)	1:A:104:ARG:N	2:B:77:ALA:CB	4	1.98
(1,37)	1:A:104:ARG:N	2:B:77:ALA:H	4	1.98
(1,37)	1:A:104:ARG:N	2:B:77:ALA:HA	4	1.98
(1,37)	1:A:104:ARG:N	2:B:77:ALA:HB1	4	1.98
(1,37)	1:A:104:ARG:N	2:B:77:ALA:HB2	4	1.98
(1,37)	1:A:104:ARG:N	2:B:77:ALA:HB3	4	1.98
(1,37)	1:A:104:ARG:N	2:B:77:ALA:N	4	1.98
(1,37)	1:A:104:ARG:N	2:B:77:ALA:O	4	1.98
(1,37)	1:A:104:ARG:N	2:B:78:GLY:C	4	1.98
(1,37)	1:A:104:ARG:N	2:B:78:GLY:CA	4	1.98
(1,37)	1:A:104:ARG:N	2:B:78:GLY:H	4	1.98
(1,37)	1:A:104:ARG:N	2:B:78:GLY:HA2	4	1.98
(1,37)	1:A:104:ARG:N	2:B:78:GLY:HA3	4	1.98
(1,37)	1:A:104:ARG:N	2:B:78:GLY:N	4	1.98
(1,37)	1:A:104:ARG:N	2:B:78:GLY:O	4	1.98
(1,37)	1:A:104:ARG:N	2:B:79:LYS:C	4	1.98
(1,37)	1:A:104:ARG:N	2:B:79:LYS:CA	4	1.98
(1,37)	1:A:104:ARG:N	2:B:79:LYS:CB	4	1.98
(1,37)	1:A:104:ARG:N	2:B:79:LYS:CD	4	1.98
(1,37)	1:A:104:ARG:N	2:B:79:LYS:CE	4	1.98
(1,37)	1:A:104:ARG:N	2:B:79:LYS:CG	4	1.98
(1,37)	1:A:104:ARG:N	2:B:79:LYS:H	4	1.98
(1,37)	1:A:104:ARG:N	2:B:79:LYS:HA	4	1.98
(1,37)	1:A:104:ARG:N	2:B:79:LYS:HB2	4	1.98
(1,37)	1:A:104:ARG:N	2:B:79:LYS:HB3	4	1.98
(1,37)	1:A:104:ARG:N	2:B:79:LYS:HD2	4	1.98
(1,37)	1:A:104:ARG:N	2:B:79:LYS:HD3	4	1.98
(1,37)	1:A:104:ARG:N	2:B:79:LYS:HE2	4	1.98
(1,37)	1:A:104:ARG:N	2:B:79:LYS:HE3	4	1.98
(1,37)	1:A:104:ARG:N	2:B:79:LYS:HG2	4	1.98
(1,37)	1:A:104:ARG:N	2:B:79:LYS:HG3	4	1.98
(1,37)	1:A:104:ARG:N	2:B:79:LYS:HZ1	4	1.98
(1,37)	1:A:104:ARG:N	2:B:79:LYS:HZ2	4	1.98
(1,37)	1:A:104:ARG:N	2:B:79:LYS:HZ3	4	1.98
(1,37)	1:A:104:ARG:N	2:B:79:LYS:N	4	1.98
(1,37)	1:A:104:ARG:N	2:B:79:LYS:NZ	4	1.98
(1,37)	1:A:104:ARG:N	2:B:79:LYS:O	4	1.98
(1,37)	1:A:104:ARG:N	2:B:80:ILE:C	4	1.98
(1,37)	1:A:104:ARG:N	2:B:80:ILE:CA	4	1.98

*Continued on next page...*

*Continued from previous page...*

Key	Atom-1	Atom-2	Model ID	Violation (Å)
(1,37)	1:A:104:ARG:N	2:B:80:ILE:CB	4	1.98
(1,37)	1:A:104:ARG:N	2:B:80:ILE:CD1	4	1.98
(1,37)	1:A:104:ARG:N	2:B:80:ILE:CG1	4	1.98
(1,37)	1:A:104:ARG:N	2:B:80:ILE:CG2	4	1.98
(1,37)	1:A:104:ARG:N	2:B:80:ILE:H	4	1.98
(1,37)	1:A:104:ARG:N	2:B:80:ILE:HA	4	1.98
(1,37)	1:A:104:ARG:N	2:B:80:ILE:HB	4	1.98
(1,37)	1:A:104:ARG:N	2:B:80:ILE:HD11	4	1.98
(1,37)	1:A:104:ARG:N	2:B:80:ILE:HD12	4	1.98
(1,37)	1:A:104:ARG:N	2:B:80:ILE:HD13	4	1.98
(1,37)	1:A:104:ARG:N	2:B:80:ILE:HG12	4	1.98
(1,37)	1:A:104:ARG:N	2:B:80:ILE:HG13	4	1.98
(1,37)	1:A:104:ARG:N	2:B:80:ILE:HG21	4	1.98
(1,37)	1:A:104:ARG:N	2:B:80:ILE:HG22	4	1.98
(1,37)	1:A:104:ARG:N	2:B:80:ILE:HG23	4	1.98
(1,37)	1:A:104:ARG:N	2:B:80:ILE:N	4	1.98
(1,37)	1:A:104:ARG:N	2:B:80:ILE:O	4	1.98
(1,37)	1:A:104:ARG:N	2:B:84:GLN:C	4	1.98
(1,37)	1:A:104:ARG:N	2:B:84:GLN:CA	4	1.98
(1,37)	1:A:104:ARG:N	2:B:84:GLN:CB	4	1.98
(1,37)	1:A:104:ARG:N	2:B:84:GLN:CD	4	1.98
(1,37)	1:A:104:ARG:N	2:B:84:GLN:CG	4	1.98
(1,37)	1:A:104:ARG:N	2:B:84:GLN:H	4	1.98
(1,37)	1:A:104:ARG:N	2:B:84:GLN:HA	4	1.98
(1,37)	1:A:104:ARG:N	2:B:84:GLN:HB2	4	1.98
(1,37)	1:A:104:ARG:N	2:B:84:GLN:HB3	4	1.98
(1,37)	1:A:104:ARG:N	2:B:84:GLN:HE21	4	1.98
(1,37)	1:A:104:ARG:N	2:B:84:GLN:HE22	4	1.98
(1,37)	1:A:104:ARG:N	2:B:84:GLN:HG2	4	1.98
(1,37)	1:A:104:ARG:N	2:B:84:GLN:HG3	4	1.98
(1,37)	1:A:104:ARG:N	2:B:84:GLN:N	4	1.98
(1,37)	1:A:104:ARG:N	2:B:84:GLN:NE2	4	1.98
(1,37)	1:A:104:ARG:N	2:B:84:GLN:O	4	1.98
(1,37)	1:A:104:ARG:N	2:B:84:GLN:OE1	4	1.98
(1,37)	1:A:104:ARG:N	2:B:97:THR:C	4	1.98
(1,37)	1:A:104:ARG:N	2:B:97:THR:CA	4	1.98
(1,37)	1:A:104:ARG:N	2:B:97:THR:CB	4	1.98
(1,37)	1:A:104:ARG:N	2:B:97:THR:CG2	4	1.98
(1,37)	1:A:104:ARG:N	2:B:97:THR:H	4	1.98
(1,37)	1:A:104:ARG:N	2:B:97:THR:HA	4	1.98
(1,37)	1:A:104:ARG:N	2:B:97:THR:HB	4	1.98
(1,37)	1:A:104:ARG:N	2:B:97:THR:HG1	4	1.98

*Continued on next page...*

*Continued from previous page...*

Key	Atom-1	Atom-2	Model ID	Violation (Å)
(1,37)	1:A:104:ARG:N	2:B:97:THR:HG21	4	1.98
(1,37)	1:A:104:ARG:N	2:B:97:THR:HG22	4	1.98
(1,37)	1:A:104:ARG:N	2:B:97:THR:HG23	4	1.98
(1,37)	1:A:104:ARG:N	2:B:97:THR:N	4	1.98
(1,37)	1:A:104:ARG:N	2:B:97:THR:O	4	1.98
(1,37)	1:A:104:ARG:N	2:B:97:THR:OG1	4	1.98
(1,37)	1:A:104:ARG:N	2:B:99:HIS:C	4	1.98
(1,37)	1:A:104:ARG:N	2:B:99:HIS:CA	4	1.98
(1,37)	1:A:104:ARG:N	2:B:99:HIS:CB	4	1.98
(1,37)	1:A:104:ARG:N	2:B:99:HIS:CD2	4	1.98
(1,37)	1:A:104:ARG:N	2:B:99:HIS:CE1	4	1.98
(1,37)	1:A:104:ARG:N	2:B:99:HIS:CG	4	1.98
(1,37)	1:A:104:ARG:N	2:B:99:HIS:H	4	1.98
(1,37)	1:A:104:ARG:N	2:B:99:HIS:HA	4	1.98
(1,37)	1:A:104:ARG:N	2:B:99:HIS:HB2	4	1.98
(1,37)	1:A:104:ARG:N	2:B:99:HIS:HB3	4	1.98
(1,37)	1:A:104:ARG:N	2:B:99:HIS:HD1	4	1.98
(1,37)	1:A:104:ARG:N	2:B:99:HIS:HD2	4	1.98
(1,37)	1:A:104:ARG:N	2:B:99:HIS:HE1	4	1.98
(1,37)	1:A:104:ARG:N	2:B:99:HIS:HE2	4	1.98
(1,37)	1:A:104:ARG:N	2:B:99:HIS:N	4	1.98
(1,37)	1:A:104:ARG:N	2:B:99:HIS:ND1	4	1.98
(1,37)	1:A:104:ARG:N	2:B:99:HIS:NE2	4	1.98
(1,37)	1:A:104:ARG:N	2:B:99:HIS:O	4	1.98
(1,37)	1:A:104:ARG:N	2:B:101:VAL:C	4	1.98
(1,37)	1:A:104:ARG:N	2:B:101:VAL:CA	4	1.98
(1,37)	1:A:104:ARG:N	2:B:101:VAL:CB	4	1.98
(1,37)	1:A:104:ARG:N	2:B:101:VAL:CG1	4	1.98
(1,37)	1:A:104:ARG:N	2:B:101:VAL:CG2	4	1.98
(1,37)	1:A:104:ARG:N	2:B:101:VAL:H	4	1.98
(1,37)	1:A:104:ARG:N	2:B:101:VAL:HA	4	1.98
(1,37)	1:A:104:ARG:N	2:B:101:VAL:HB	4	1.98
(1,37)	1:A:104:ARG:N	2:B:101:VAL:HG11	4	1.98
(1,37)	1:A:104:ARG:N	2:B:101:VAL:HG12	4	1.98
(1,37)	1:A:104:ARG:N	2:B:101:VAL:HG13	4	1.98
(1,37)	1:A:104:ARG:N	2:B:101:VAL:HG21	4	1.98
(1,37)	1:A:104:ARG:N	2:B:101:VAL:HG22	4	1.98
(1,37)	1:A:104:ARG:N	2:B:101:VAL:HG23	4	1.98
(1,37)	1:A:104:ARG:N	2:B:101:VAL:N	4	1.98
(1,37)	1:A:104:ARG:N	2:B:101:VAL:O	4	1.98
(1,37)	1:A:104:ARG:NE	2:B:75:ILE:C	4	1.98
(1,37)	1:A:104:ARG:NE	2:B:75:ILE:CA	4	1.98

*Continued on next page...*

*Continued from previous page...*

Key	Atom-1	Atom-2	Model ID	Violation (Å)
(1,37)	1:A:104:ARG:NE	2:B:75:ILE:CB	4	1.98
(1,37)	1:A:104:ARG:NE	2:B:75:ILE:CD1	4	1.98
(1,37)	1:A:104:ARG:NE	2:B:75:ILE:CG1	4	1.98
(1,37)	1:A:104:ARG:NE	2:B:75:ILE:CG2	4	1.98
(1,37)	1:A:104:ARG:NE	2:B:75:ILE:H	4	1.98
(1,37)	1:A:104:ARG:NE	2:B:75:ILE:HA	4	1.98
(1,37)	1:A:104:ARG:NE	2:B:75:ILE:HB	4	1.98
(1,37)	1:A:104:ARG:NE	2:B:75:ILE:HD11	4	1.98
(1,37)	1:A:104:ARG:NE	2:B:75:ILE:HD12	4	1.98
(1,37)	1:A:104:ARG:NE	2:B:75:ILE:HD13	4	1.98
(1,37)	1:A:104:ARG:NE	2:B:75:ILE:HG12	4	1.98
(1,37)	1:A:104:ARG:NE	2:B:75:ILE:HG13	4	1.98
(1,37)	1:A:104:ARG:NE	2:B:75:ILE:HG21	4	1.98
(1,37)	1:A:104:ARG:NE	2:B:75:ILE:HG22	4	1.98
(1,37)	1:A:104:ARG:NE	2:B:75:ILE:HG23	4	1.98
(1,37)	1:A:104:ARG:NE	2:B:75:ILE:N	4	1.98
(1,37)	1:A:104:ARG:NE	2:B:75:ILE:O	4	1.98
(1,37)	1:A:104:ARG:NE	2:B:77:ALA:C	4	1.98
(1,37)	1:A:104:ARG:NE	2:B:77:ALA:CA	4	1.98
(1,37)	1:A:104:ARG:NE	2:B:77:ALA:CB	4	1.98
(1,37)	1:A:104:ARG:NE	2:B:77:ALA:H	4	1.98
(1,37)	1:A:104:ARG:NE	2:B:77:ALA:HA	4	1.98
(1,37)	1:A:104:ARG:NE	2:B:77:ALA:HB1	4	1.98
(1,37)	1:A:104:ARG:NE	2:B:77:ALA:HB2	4	1.98
(1,37)	1:A:104:ARG:NE	2:B:77:ALA:HB3	4	1.98
(1,37)	1:A:104:ARG:NE	2:B:77:ALA:N	4	1.98
(1,37)	1:A:104:ARG:NE	2:B:77:ALA:O	4	1.98
(1,37)	1:A:104:ARG:NE	2:B:78:GLY:C	4	1.98
(1,37)	1:A:104:ARG:NE	2:B:78:GLY:CA	4	1.98
(1,37)	1:A:104:ARG:NE	2:B:78:GLY:H	4	1.98
(1,37)	1:A:104:ARG:NE	2:B:78:GLY:HA2	4	1.98
(1,37)	1:A:104:ARG:NE	2:B:78:GLY:HA3	4	1.98
(1,37)	1:A:104:ARG:NE	2:B:78:GLY:N	4	1.98
(1,37)	1:A:104:ARG:NE	2:B:78:GLY:O	4	1.98
(1,37)	1:A:104:ARG:NE	2:B:79:LYS:C	4	1.98
(1,37)	1:A:104:ARG:NE	2:B:79:LYS:CA	4	1.98
(1,37)	1:A:104:ARG:NE	2:B:79:LYS:CB	4	1.98
(1,37)	1:A:104:ARG:NE	2:B:79:LYS:CD	4	1.98
(1,37)	1:A:104:ARG:NE	2:B:79:LYS:CE	4	1.98
(1,37)	1:A:104:ARG:NE	2:B:79:LYS:CG	4	1.98
(1,37)	1:A:104:ARG:NE	2:B:79:LYS:H	4	1.98
(1,37)	1:A:104:ARG:NE	2:B:79:LYS:HA	4	1.98

*Continued on next page...*

*Continued from previous page...*

Key	Atom-1	Atom-2	Model ID	Violation (Å)
(1,37)	1:A:104:ARG:NE	2:B:79:LYS:HB2	4	1.98
(1,37)	1:A:104:ARG:NE	2:B:79:LYS:HB3	4	1.98
(1,37)	1:A:104:ARG:NE	2:B:79:LYS:HD2	4	1.98
(1,37)	1:A:104:ARG:NE	2:B:79:LYS:HD3	4	1.98
(1,37)	1:A:104:ARG:NE	2:B:79:LYS:HE2	4	1.98
(1,37)	1:A:104:ARG:NE	2:B:79:LYS:HE3	4	1.98
(1,37)	1:A:104:ARG:NE	2:B:79:LYS:HG2	4	1.98
(1,37)	1:A:104:ARG:NE	2:B:79:LYS:HG3	4	1.98
(1,37)	1:A:104:ARG:NE	2:B:79:LYS:HZ1	4	1.98
(1,37)	1:A:104:ARG:NE	2:B:79:LYS:HZ2	4	1.98
(1,37)	1:A:104:ARG:NE	2:B:79:LYS:HZ3	4	1.98
(1,37)	1:A:104:ARG:NE	2:B:79:LYS:N	4	1.98
(1,37)	1:A:104:ARG:NE	2:B:79:LYS:NZ	4	1.98
(1,37)	1:A:104:ARG:NE	2:B:79:LYS:O	4	1.98
(1,37)	1:A:104:ARG:NE	2:B:80:ILE:C	4	1.98
(1,37)	1:A:104:ARG:NE	2:B:80:ILE:CA	4	1.98
(1,37)	1:A:104:ARG:NE	2:B:80:ILE:CB	4	1.98
(1,37)	1:A:104:ARG:NE	2:B:80:ILE:CD1	4	1.98
(1,37)	1:A:104:ARG:NE	2:B:80:ILE:CG1	4	1.98
(1,37)	1:A:104:ARG:NE	2:B:80:ILE:CG2	4	1.98
(1,37)	1:A:104:ARG:NE	2:B:80:ILE:H	4	1.98
(1,37)	1:A:104:ARG:NE	2:B:80:ILE:HA	4	1.98
(1,37)	1:A:104:ARG:NE	2:B:80:ILE:HB	4	1.98
(1,37)	1:A:104:ARG:NE	2:B:80:ILE:HD11	4	1.98
(1,37)	1:A:104:ARG:NE	2:B:80:ILE:HD12	4	1.98
(1,37)	1:A:104:ARG:NE	2:B:80:ILE:HD13	4	1.98
(1,37)	1:A:104:ARG:NE	2:B:80:ILE:HG12	4	1.98
(1,37)	1:A:104:ARG:NE	2:B:80:ILE:HG13	4	1.98
(1,37)	1:A:104:ARG:NE	2:B:80:ILE:HG21	4	1.98
(1,37)	1:A:104:ARG:NE	2:B:80:ILE:HG22	4	1.98
(1,37)	1:A:104:ARG:NE	2:B:80:ILE:HG23	4	1.98
(1,37)	1:A:104:ARG:NE	2:B:80:ILE:N	4	1.98
(1,37)	1:A:104:ARG:NE	2:B:80:ILE:O	4	1.98
(1,37)	1:A:104:ARG:NE	2:B:84:GLN:C	4	1.98
(1,37)	1:A:104:ARG:NE	2:B:84:GLN:CA	4	1.98
(1,37)	1:A:104:ARG:NE	2:B:84:GLN:CB	4	1.98
(1,37)	1:A:104:ARG:NE	2:B:84:GLN:CD	4	1.98
(1,37)	1:A:104:ARG:NE	2:B:84:GLN:CG	4	1.98
(1,37)	1:A:104:ARG:NE	2:B:84:GLN:H	4	1.98
(1,37)	1:A:104:ARG:NE	2:B:84:GLN:HA	4	1.98
(1,37)	1:A:104:ARG:NE	2:B:84:GLN:HB2	4	1.98
(1,37)	1:A:104:ARG:NE	2:B:84:GLN:HB3	4	1.98

*Continued on next page...*

*Continued from previous page...*

Key	Atom-1	Atom-2	Model ID	Violation (Å)
(1,37)	1:A:104:ARG:NE	2:B:84:GLN:HE21	4	1.98
(1,37)	1:A:104:ARG:NE	2:B:84:GLN:HE22	4	1.98
(1,37)	1:A:104:ARG:NE	2:B:84:GLN:HG2	4	1.98
(1,37)	1:A:104:ARG:NE	2:B:84:GLN:HG3	4	1.98
(1,37)	1:A:104:ARG:NE	2:B:84:GLN:N	4	1.98
(1,37)	1:A:104:ARG:NE	2:B:84:GLN:NE2	4	1.98
(1,37)	1:A:104:ARG:NE	2:B:84:GLN:O	4	1.98
(1,37)	1:A:104:ARG:NE	2:B:84:GLN:OE1	4	1.98
(1,37)	1:A:104:ARG:NE	2:B:97:THR:C	4	1.98
(1,37)	1:A:104:ARG:NE	2:B:97:THR:CA	4	1.98
(1,37)	1:A:104:ARG:NE	2:B:97:THR:CB	4	1.98
(1,37)	1:A:104:ARG:NE	2:B:97:THR:CG2	4	1.98
(1,37)	1:A:104:ARG:NE	2:B:97:THR:H	4	1.98
(1,37)	1:A:104:ARG:NE	2:B:97:THR:HA	4	1.98
(1,37)	1:A:104:ARG:NE	2:B:97:THR:HB	4	1.98
(1,37)	1:A:104:ARG:NE	2:B:97:THR:HG1	4	1.98
(1,37)	1:A:104:ARG:NE	2:B:97:THR:HG21	4	1.98
(1,37)	1:A:104:ARG:NE	2:B:97:THR:HG22	4	1.98
(1,37)	1:A:104:ARG:NE	2:B:97:THR:HG23	4	1.98
(1,37)	1:A:104:ARG:NE	2:B:97:THR:N	4	1.98
(1,37)	1:A:104:ARG:NE	2:B:97:THR:O	4	1.98
(1,37)	1:A:104:ARG:NE	2:B:97:THR:OG1	4	1.98
(1,37)	1:A:104:ARG:NE	2:B:99:HIS:C	4	1.98
(1,37)	1:A:104:ARG:NE	2:B:99:HIS:CA	4	1.98
(1,37)	1:A:104:ARG:NE	2:B:99:HIS:CB	4	1.98
(1,37)	1:A:104:ARG:NE	2:B:99:HIS:CD2	4	1.98
(1,37)	1:A:104:ARG:NE	2:B:99:HIS:CE1	4	1.98
(1,37)	1:A:104:ARG:NE	2:B:99:HIS:CG	4	1.98
(1,37)	1:A:104:ARG:NE	2:B:99:HIS:H	4	1.98
(1,37)	1:A:104:ARG:NE	2:B:99:HIS:HA	4	1.98
(1,37)	1:A:104:ARG:NE	2:B:99:HIS:HB2	4	1.98
(1,37)	1:A:104:ARG:NE	2:B:99:HIS:HB3	4	1.98
(1,37)	1:A:104:ARG:NE	2:B:99:HIS:HD1	4	1.98
(1,37)	1:A:104:ARG:NE	2:B:99:HIS:HD2	4	1.98
(1,37)	1:A:104:ARG:NE	2:B:99:HIS:HE1	4	1.98
(1,37)	1:A:104:ARG:NE	2:B:99:HIS:HE2	4	1.98
(1,37)	1:A:104:ARG:NE	2:B:99:HIS:N	4	1.98
(1,37)	1:A:104:ARG:NE	2:B:99:HIS:ND1	4	1.98
(1,37)	1:A:104:ARG:NE	2:B:99:HIS:NE2	4	1.98
(1,37)	1:A:104:ARG:NE	2:B:99:HIS:O	4	1.98
(1,37)	1:A:104:ARG:NE	2:B:101:VAL:C	4	1.98
(1,37)	1:A:104:ARG:NE	2:B:101:VAL:CA	4	1.98

*Continued on next page...*

*Continued from previous page...*

Key	Atom-1	Atom-2	Model ID	Violation (Å)
(1,37)	1:A:104:ARG:NE	2:B:101:VAL:CB	4	1.98
(1,37)	1:A:104:ARG:NE	2:B:101:VAL:CG1	4	1.98
(1,37)	1:A:104:ARG:NE	2:B:101:VAL:CG2	4	1.98
(1,37)	1:A:104:ARG:NE	2:B:101:VAL:H	4	1.98
(1,37)	1:A:104:ARG:NE	2:B:101:VAL:HA	4	1.98
(1,37)	1:A:104:ARG:NE	2:B:101:VAL:HB	4	1.98
(1,37)	1:A:104:ARG:NE	2:B:101:VAL:HG11	4	1.98
(1,37)	1:A:104:ARG:NE	2:B:101:VAL:HG12	4	1.98
(1,37)	1:A:104:ARG:NE	2:B:101:VAL:HG13	4	1.98
(1,37)	1:A:104:ARG:NE	2:B:101:VAL:HG21	4	1.98
(1,37)	1:A:104:ARG:NE	2:B:101:VAL:HG22	4	1.98
(1,37)	1:A:104:ARG:NE	2:B:101:VAL:HG23	4	1.98
(1,37)	1:A:104:ARG:NE	2:B:101:VAL:N	4	1.98
(1,37)	1:A:104:ARG:NE	2:B:101:VAL:O	4	1.98
(1,37)	1:A:104:ARG:NH1	2:B:75:ILE:C	4	1.98
(1,37)	1:A:104:ARG:NH1	2:B:75:ILE:CA	4	1.98
(1,37)	1:A:104:ARG:NH1	2:B:75:ILE:CB	4	1.98
(1,37)	1:A:104:ARG:NH1	2:B:75:ILE:CD1	4	1.98
(1,37)	1:A:104:ARG:NH1	2:B:75:ILE:CG1	4	1.98
(1,37)	1:A:104:ARG:NH1	2:B:75:ILE:CG2	4	1.98
(1,37)	1:A:104:ARG:NH1	2:B:75:ILE:H	4	1.98
(1,37)	1:A:104:ARG:NH1	2:B:75:ILE:HA	4	1.98
(1,37)	1:A:104:ARG:NH1	2:B:75:ILE:HB	4	1.98
(1,37)	1:A:104:ARG:NH1	2:B:75:ILE:HD11	4	1.98
(1,37)	1:A:104:ARG:NH1	2:B:75:ILE:HD12	4	1.98
(1,37)	1:A:104:ARG:NH1	2:B:75:ILE:HD13	4	1.98
(1,37)	1:A:104:ARG:NH1	2:B:75:ILE:HG12	4	1.98
(1,37)	1:A:104:ARG:NH1	2:B:75:ILE:HG13	4	1.98
(1,37)	1:A:104:ARG:NH1	2:B:75:ILE:HG21	4	1.98
(1,37)	1:A:104:ARG:NH1	2:B:75:ILE:HG22	4	1.98
(1,37)	1:A:104:ARG:NH1	2:B:75:ILE:HG23	4	1.98
(1,37)	1:A:104:ARG:NH1	2:B:75:ILE:N	4	1.98
(1,37)	1:A:104:ARG:NH1	2:B:75:ILE:O	4	1.98
(1,37)	1:A:104:ARG:NH1	2:B:77:ALA:C	4	1.98
(1,37)	1:A:104:ARG:NH1	2:B:77:ALA:CA	4	1.98
(1,37)	1:A:104:ARG:NH1	2:B:77:ALA:CB	4	1.98
(1,37)	1:A:104:ARG:NH1	2:B:77:ALA:H	4	1.98
(1,37)	1:A:104:ARG:NH1	2:B:77:ALA:HA	4	1.98
(1,37)	1:A:104:ARG:NH1	2:B:77:ALA:HB1	4	1.98
(1,37)	1:A:104:ARG:NH1	2:B:77:ALA:HB2	4	1.98
(1,37)	1:A:104:ARG:NH1	2:B:77:ALA:HB3	4	1.98
(1,37)	1:A:104:ARG:NH1	2:B:77:ALA:N	4	1.98

*Continued on next page...*



*Continued from previous page...*

Key	Atom-1	Atom-2	Model ID	Violation (Å)
(1,37)	1:A:104:ARG:NH1	2:B:77:ALA:O	4	1.98
(1,37)	1:A:104:ARG:NH1	2:B:78:GLY:C	4	1.98
(1,37)	1:A:104:ARG:NH1	2:B:78:GLY:CA	4	1.98
(1,37)	1:A:104:ARG:NH1	2:B:78:GLY:H	4	1.98
(1,37)	1:A:104:ARG:NH1	2:B:78:GLY:HA2	4	1.98
(1,37)	1:A:104:ARG:NH1	2:B:78:GLY:HA3	4	1.98
(1,37)	1:A:104:ARG:NH1	2:B:78:GLY:N	4	1.98
(1,37)	1:A:104:ARG:NH1	2:B:78:GLY:O	4	1.98
(1,37)	1:A:104:ARG:NH1	2:B:79:LYS:C	4	1.98
(1,37)	1:A:104:ARG:NH1	2:B:79:LYS:CA	4	1.98
(1,37)	1:A:104:ARG:NH1	2:B:79:LYS:CB	4	1.98
(1,37)	1:A:104:ARG:NH1	2:B:79:LYS:CD	4	1.98
(1,37)	1:A:104:ARG:NH1	2:B:79:LYS:CE	4	1.98
(1,37)	1:A:104:ARG:NH1	2:B:79:LYS:CG	4	1.98
(1,37)	1:A:104:ARG:NH1	2:B:79:LYS:H	4	1.98
(1,37)	1:A:104:ARG:NH1	2:B:79:LYS:HA	4	1.98
(1,37)	1:A:104:ARG:NH1	2:B:79:LYS:HB2	4	1.98
(1,37)	1:A:104:ARG:NH1	2:B:79:LYS:HB3	4	1.98
(1,37)	1:A:104:ARG:NH1	2:B:79:LYS:HD2	4	1.98
(1,37)	1:A:104:ARG:NH1	2:B:79:LYS:HD3	4	1.98
(1,37)	1:A:104:ARG:NH1	2:B:79:LYS:HE2	4	1.98
(1,37)	1:A:104:ARG:NH1	2:B:79:LYS:HE3	4	1.98
(1,37)	1:A:104:ARG:NH1	2:B:79:LYS:HG2	4	1.98
(1,37)	1:A:104:ARG:NH1	2:B:79:LYS:HG3	4	1.98
(1,37)	1:A:104:ARG:NH1	2:B:79:LYS:HZ1	4	1.98
(1,37)	1:A:104:ARG:NH1	2:B:79:LYS:HZ2	4	1.98
(1,37)	1:A:104:ARG:NH1	2:B:79:LYS:HZ3	4	1.98
(1,37)	1:A:104:ARG:NH1	2:B:79:LYS:N	4	1.98
(1,37)	1:A:104:ARG:NH1	2:B:79:LYS:NZ	4	1.98
(1,37)	1:A:104:ARG:NH1	2:B:79:LYS:O	4	1.98
(1,37)	1:A:104:ARG:NH1	2:B:80:ILE:C	4	1.98
(1,37)	1:A:104:ARG:NH1	2:B:80:ILE:CA	4	1.98
(1,37)	1:A:104:ARG:NH1	2:B:80:ILE:CB	4	1.98
(1,37)	1:A:104:ARG:NH1	2:B:80:ILE:CD1	4	1.98
(1,37)	1:A:104:ARG:NH1	2:B:80:ILE:CG1	4	1.98
(1,37)	1:A:104:ARG:NH1	2:B:80:ILE:CG2	4	1.98
(1,37)	1:A:104:ARG:NH1	2:B:80:ILE:H	4	1.98
(1,37)	1:A:104:ARG:NH1	2:B:80:ILE:HA	4	1.98
(1,37)	1:A:104:ARG:NH1	2:B:80:ILE:HB	4	1.98
(1,37)	1:A:104:ARG:NH1	2:B:80:ILE:HD11	4	1.98
(1,37)	1:A:104:ARG:NH1	2:B:80:ILE:HD12	4	1.98
(1,37)	1:A:104:ARG:NH1	2:B:80:ILE:HD13	4	1.98

*Continued on next page...*

*Continued from previous page...*

Key	Atom-1	Atom-2	Model ID	Violation (Å)
(1,37)	1:A:104:ARG:NH1	2:B:80:ILE:HG12	4	1.98
(1,37)	1:A:104:ARG:NH1	2:B:80:ILE:HG13	4	1.98
(1,37)	1:A:104:ARG:NH1	2:B:80:ILE:HG21	4	1.98
(1,37)	1:A:104:ARG:NH1	2:B:80:ILE:HG22	4	1.98
(1,37)	1:A:104:ARG:NH1	2:B:80:ILE:HG23	4	1.98
(1,37)	1:A:104:ARG:NH1	2:B:80:ILE:N	4	1.98
(1,37)	1:A:104:ARG:NH1	2:B:80:ILE:O	4	1.98
(1,37)	1:A:104:ARG:NH1	2:B:84:GLN:C	4	1.98
(1,37)	1:A:104:ARG:NH1	2:B:84:GLN:CA	4	1.98
(1,37)	1:A:104:ARG:NH1	2:B:84:GLN:CB	4	1.98
(1,37)	1:A:104:ARG:NH1	2:B:84:GLN:CD	4	1.98
(1,37)	1:A:104:ARG:NH1	2:B:84:GLN:CG	4	1.98
(1,37)	1:A:104:ARG:NH1	2:B:84:GLN:H	4	1.98
(1,37)	1:A:104:ARG:NH1	2:B:84:GLN:HA	4	1.98
(1,37)	1:A:104:ARG:NH1	2:B:84:GLN:HB2	4	1.98
(1,37)	1:A:104:ARG:NH1	2:B:84:GLN:HB3	4	1.98
(1,37)	1:A:104:ARG:NH1	2:B:84:GLN:HE21	4	1.98
(1,37)	1:A:104:ARG:NH1	2:B:84:GLN:HE22	4	1.98
(1,37)	1:A:104:ARG:NH1	2:B:84:GLN:HG2	4	1.98
(1,37)	1:A:104:ARG:NH1	2:B:84:GLN:HG3	4	1.98
(1,37)	1:A:104:ARG:NH1	2:B:84:GLN:N	4	1.98
(1,37)	1:A:104:ARG:NH1	2:B:84:GLN:NE2	4	1.98
(1,37)	1:A:104:ARG:NH1	2:B:84:GLN:O	4	1.98
(1,37)	1:A:104:ARG:NH1	2:B:84:GLN:OE1	4	1.98
(1,37)	1:A:104:ARG:NH1	2:B:97:THR:C	4	1.98
(1,37)	1:A:104:ARG:NH1	2:B:97:THR:CA	4	1.98
(1,37)	1:A:104:ARG:NH1	2:B:97:THR:CB	4	1.98
(1,37)	1:A:104:ARG:NH1	2:B:97:THR:CG2	4	1.98
(1,37)	1:A:104:ARG:NH1	2:B:97:THR:H	4	1.98
(1,37)	1:A:104:ARG:NH1	2:B:97:THR:HA	4	1.98
(1,37)	1:A:104:ARG:NH1	2:B:97:THR:HB	4	1.98
(1,37)	1:A:104:ARG:NH1	2:B:97:THR:HG1	4	1.98
(1,37)	1:A:104:ARG:NH1	2:B:97:THR:HG21	4	1.98
(1,37)	1:A:104:ARG:NH1	2:B:97:THR:HG22	4	1.98
(1,37)	1:A:104:ARG:NH1	2:B:97:THR:HG23	4	1.98
(1,37)	1:A:104:ARG:NH1	2:B:97:THR:N	4	1.98
(1,37)	1:A:104:ARG:NH1	2:B:97:THR:O	4	1.98
(1,37)	1:A:104:ARG:NH1	2:B:97:THR:OG1	4	1.98
(1,37)	1:A:104:ARG:NH1	2:B:99:HIS:C	4	1.98
(1,37)	1:A:104:ARG:NH1	2:B:99:HIS:CA	4	1.98
(1,37)	1:A:104:ARG:NH1	2:B:99:HIS:CB	4	1.98
(1,37)	1:A:104:ARG:NH1	2:B:99:HIS:CD2	4	1.98

*Continued on next page...*

*Continued from previous page...*

Key	Atom-1	Atom-2	Model ID	Violation (Å)
(1,37)	1:A:104:ARG:NH1	2:B:99:HIS:CE1	4	1.98
(1,37)	1:A:104:ARG:NH1	2:B:99:HIS:CG	4	1.98
(1,37)	1:A:104:ARG:NH1	2:B:99:HIS:H	4	1.98
(1,37)	1:A:104:ARG:NH1	2:B:99:HIS:HA	4	1.98
(1,37)	1:A:104:ARG:NH1	2:B:99:HIS:HB2	4	1.98
(1,37)	1:A:104:ARG:NH1	2:B:99:HIS:HB3	4	1.98
(1,37)	1:A:104:ARG:NH1	2:B:99:HIS:HD1	4	1.98
(1,37)	1:A:104:ARG:NH1	2:B:99:HIS:HD2	4	1.98
(1,37)	1:A:104:ARG:NH1	2:B:99:HIS:HE1	4	1.98
(1,37)	1:A:104:ARG:NH1	2:B:99:HIS:HE2	4	1.98
(1,37)	1:A:104:ARG:NH1	2:B:99:HIS:N	4	1.98
(1,37)	1:A:104:ARG:NH1	2:B:99:HIS:ND1	4	1.98
(1,37)	1:A:104:ARG:NH1	2:B:99:HIS:NE2	4	1.98
(1,37)	1:A:104:ARG:NH1	2:B:99:HIS:O	4	1.98
(1,37)	1:A:104:ARG:NH1	2:B:101:VAL:C	4	1.98
(1,37)	1:A:104:ARG:NH1	2:B:101:VAL:CA	4	1.98
(1,37)	1:A:104:ARG:NH1	2:B:101:VAL:CB	4	1.98
(1,37)	1:A:104:ARG:NH1	2:B:101:VAL:CG1	4	1.98
(1,37)	1:A:104:ARG:NH1	2:B:101:VAL:CG2	4	1.98
(1,37)	1:A:104:ARG:NH1	2:B:101:VAL:H	4	1.98
(1,37)	1:A:104:ARG:NH1	2:B:101:VAL:HA	4	1.98
(1,37)	1:A:104:ARG:NH1	2:B:101:VAL:HB	4	1.98
(1,37)	1:A:104:ARG:NH1	2:B:101:VAL:HG11	4	1.98
(1,37)	1:A:104:ARG:NH1	2:B:101:VAL:HG12	4	1.98
(1,37)	1:A:104:ARG:NH1	2:B:101:VAL:HG13	4	1.98
(1,37)	1:A:104:ARG:NH1	2:B:101:VAL:HG21	4	1.98
(1,37)	1:A:104:ARG:NH1	2:B:101:VAL:HG22	4	1.98
(1,37)	1:A:104:ARG:NH1	2:B:101:VAL:HG23	4	1.98
(1,37)	1:A:104:ARG:NH1	2:B:101:VAL:N	4	1.98
(1,37)	1:A:104:ARG:NH1	2:B:101:VAL:O	4	1.98
(1,37)	1:A:104:ARG:NH2	2:B:75:ILE:C	4	1.98
(1,37)	1:A:104:ARG:NH2	2:B:75:ILE:CA	4	1.98
(1,37)	1:A:104:ARG:NH2	2:B:75:ILE:CB	4	1.98
(1,37)	1:A:104:ARG:NH2	2:B:75:ILE:CD1	4	1.98
(1,37)	1:A:104:ARG:NH2	2:B:75:ILE:CG1	4	1.98
(1,37)	1:A:104:ARG:NH2	2:B:75:ILE:CG2	4	1.98
(1,37)	1:A:104:ARG:NH2	2:B:75:ILE:H	4	1.98
(1,37)	1:A:104:ARG:NH2	2:B:75:ILE:HA	4	1.98
(1,37)	1:A:104:ARG:NH2	2:B:75:ILE:HB	4	1.98
(1,37)	1:A:104:ARG:NH2	2:B:75:ILE:HD11	4	1.98
(1,37)	1:A:104:ARG:NH2	2:B:75:ILE:HD12	4	1.98
(1,37)	1:A:104:ARG:NH2	2:B:75:ILE:HD13	4	1.98

*Continued on next page...*

*Continued from previous page...*

Key	Atom-1	Atom-2	Model ID	Violation (Å)
(1,37)	1:A:104:ARG:NH2	2:B:75:ILE:HG12	4	1.98
(1,37)	1:A:104:ARG:NH2	2:B:75:ILE:HG13	4	1.98
(1,37)	1:A:104:ARG:NH2	2:B:75:ILE:HG21	4	1.98
(1,37)	1:A:104:ARG:NH2	2:B:75:ILE:HG22	4	1.98
(1,37)	1:A:104:ARG:NH2	2:B:75:ILE:HG23	4	1.98
(1,37)	1:A:104:ARG:NH2	2:B:75:ILE:N	4	1.98
(1,37)	1:A:104:ARG:NH2	2:B:75:ILE:O	4	1.98
(1,37)	1:A:104:ARG:NH2	2:B:77:ALA:C	4	1.98
(1,37)	1:A:104:ARG:NH2	2:B:77:ALA:CA	4	1.98
(1,37)	1:A:104:ARG:NH2	2:B:77:ALA:CB	4	1.98
(1,37)	1:A:104:ARG:NH2	2:B:77:ALA:H	4	1.98
(1,37)	1:A:104:ARG:NH2	2:B:77:ALA:HA	4	1.98
(1,37)	1:A:104:ARG:NH2	2:B:77:ALA:HB1	4	1.98
(1,37)	1:A:104:ARG:NH2	2:B:77:ALA:HB2	4	1.98
(1,37)	1:A:104:ARG:NH2	2:B:77:ALA:HB3	4	1.98
(1,37)	1:A:104:ARG:NH2	2:B:77:ALA:N	4	1.98
(1,37)	1:A:104:ARG:NH2	2:B:77:ALA:O	4	1.98
(1,37)	1:A:104:ARG:NH2	2:B:78:GLY:C	4	1.98
(1,37)	1:A:104:ARG:NH2	2:B:78:GLY:CA	4	1.98
(1,37)	1:A:104:ARG:NH2	2:B:78:GLY:H	4	1.98
(1,37)	1:A:104:ARG:NH2	2:B:78:GLY:HA2	4	1.98
(1,37)	1:A:104:ARG:NH2	2:B:78:GLY:HA3	4	1.98
(1,37)	1:A:104:ARG:NH2	2:B:78:GLY:N	4	1.98
(1,37)	1:A:104:ARG:NH2	2:B:78:GLY:O	4	1.98
(1,37)	1:A:104:ARG:NH2	2:B:79:LYS:C	4	1.98
(1,37)	1:A:104:ARG:NH2	2:B:79:LYS:CA	4	1.98
(1,37)	1:A:104:ARG:NH2	2:B:79:LYS:CB	4	1.98
(1,37)	1:A:104:ARG:NH2	2:B:79:LYS:CD	4	1.98
(1,37)	1:A:104:ARG:NH2	2:B:79:LYS:CE	4	1.98
(1,37)	1:A:104:ARG:NH2	2:B:79:LYS:CG	4	1.98
(1,37)	1:A:104:ARG:NH2	2:B:79:LYS:H	4	1.98
(1,37)	1:A:104:ARG:NH2	2:B:79:LYS:HA	4	1.98
(1,37)	1:A:104:ARG:NH2	2:B:79:LYS:HB2	4	1.98
(1,37)	1:A:104:ARG:NH2	2:B:79:LYS:HB3	4	1.98
(1,37)	1:A:104:ARG:NH2	2:B:79:LYS:HD2	4	1.98
(1,37)	1:A:104:ARG:NH2	2:B:79:LYS:HD3	4	1.98
(1,37)	1:A:104:ARG:NH2	2:B:79:LYS:HE2	4	1.98
(1,37)	1:A:104:ARG:NH2	2:B:79:LYS:HE3	4	1.98
(1,37)	1:A:104:ARG:NH2	2:B:79:LYS:HG2	4	1.98
(1,37)	1:A:104:ARG:NH2	2:B:79:LYS:HG3	4	1.98
(1,37)	1:A:104:ARG:NH2	2:B:79:LYS:HZ1	4	1.98
(1,37)	1:A:104:ARG:NH2	2:B:79:LYS:HZ2	4	1.98

*Continued on next page...*

*Continued from previous page...*

Key	Atom-1	Atom-2	Model ID	Violation (Å)
(1,37)	1:A:104:ARG:NH2	2:B:79:LYS:HZ3	4	1.98
(1,37)	1:A:104:ARG:NH2	2:B:79:LYS:N	4	1.98
(1,37)	1:A:104:ARG:NH2	2:B:79:LYS:NZ	4	1.98
(1,37)	1:A:104:ARG:NH2	2:B:79:LYS:O	4	1.98
(1,37)	1:A:104:ARG:NH2	2:B:80:ILE:C	4	1.98
(1,37)	1:A:104:ARG:NH2	2:B:80:ILE:CA	4	1.98
(1,37)	1:A:104:ARG:NH2	2:B:80:ILE:CB	4	1.98
(1,37)	1:A:104:ARG:NH2	2:B:80:ILE:CD1	4	1.98
(1,37)	1:A:104:ARG:NH2	2:B:80:ILE:CG1	4	1.98
(1,37)	1:A:104:ARG:NH2	2:B:80:ILE:CG2	4	1.98
(1,37)	1:A:104:ARG:NH2	2:B:80:ILE:H	4	1.98
(1,37)	1:A:104:ARG:NH2	2:B:80:ILE:HA	4	1.98
(1,37)	1:A:104:ARG:NH2	2:B:80:ILE:HB	4	1.98
(1,37)	1:A:104:ARG:NH2	2:B:80:ILE:HD11	4	1.98
(1,37)	1:A:104:ARG:NH2	2:B:80:ILE:HD12	4	1.98
(1,37)	1:A:104:ARG:NH2	2:B:80:ILE:HD13	4	1.98
(1,37)	1:A:104:ARG:NH2	2:B:80:ILE:HG12	4	1.98
(1,37)	1:A:104:ARG:NH2	2:B:80:ILE:HG13	4	1.98
(1,37)	1:A:104:ARG:NH2	2:B:80:ILE:HG21	4	1.98
(1,37)	1:A:104:ARG:NH2	2:B:80:ILE:HG22	4	1.98
(1,37)	1:A:104:ARG:NH2	2:B:80:ILE:HG23	4	1.98
(1,37)	1:A:104:ARG:NH2	2:B:80:ILE:N	4	1.98
(1,37)	1:A:104:ARG:NH2	2:B:80:ILE:O	4	1.98
(1,37)	1:A:104:ARG:NH2	2:B:84:GLN:C	4	1.98
(1,37)	1:A:104:ARG:NH2	2:B:84:GLN:CA	4	1.98
(1,37)	1:A:104:ARG:NH2	2:B:84:GLN:CB	4	1.98
(1,37)	1:A:104:ARG:NH2	2:B:84:GLN:CD	4	1.98
(1,37)	1:A:104:ARG:NH2	2:B:84:GLN:CG	4	1.98
(1,37)	1:A:104:ARG:NH2	2:B:84:GLN:H	4	1.98
(1,37)	1:A:104:ARG:NH2	2:B:84:GLN:HA	4	1.98
(1,37)	1:A:104:ARG:NH2	2:B:84:GLN:HB2	4	1.98
(1,37)	1:A:104:ARG:NH2	2:B:84:GLN:HB3	4	1.98
(1,37)	1:A:104:ARG:NH2	2:B:84:GLN:HE21	4	1.98
(1,37)	1:A:104:ARG:NH2	2:B:84:GLN:HE22	4	1.98
(1,37)	1:A:104:ARG:NH2	2:B:84:GLN:HG2	4	1.98
(1,37)	1:A:104:ARG:NH2	2:B:84:GLN:HG3	4	1.98
(1,37)	1:A:104:ARG:NH2	2:B:84:GLN:N	4	1.98
(1,37)	1:A:104:ARG:NH2	2:B:84:GLN:NE2	4	1.98
(1,37)	1:A:104:ARG:NH2	2:B:84:GLN:O	4	1.98
(1,37)	1:A:104:ARG:NH2	2:B:84:GLN:OE1	4	1.98
(1,37)	1:A:104:ARG:NH2	2:B:97:THR:C	4	1.98
(1,37)	1:A:104:ARG:NH2	2:B:97:THR:CA	4	1.98

*Continued on next page...*

*Continued from previous page...*

Key	Atom-1	Atom-2	Model ID	Violation (Å)
(1,37)	1:A:104:ARG:NH2	2:B:97:THR:CB	4	1.98
(1,37)	1:A:104:ARG:NH2	2:B:97:THR:CG2	4	1.98
(1,37)	1:A:104:ARG:NH2	2:B:97:THR:H	4	1.98
(1,37)	1:A:104:ARG:NH2	2:B:97:THR:HA	4	1.98
(1,37)	1:A:104:ARG:NH2	2:B:97:THR:HB	4	1.98
(1,37)	1:A:104:ARG:NH2	2:B:97:THR:HG1	4	1.98
(1,37)	1:A:104:ARG:NH2	2:B:97:THR:HG21	4	1.98
(1,37)	1:A:104:ARG:NH2	2:B:97:THR:HG22	4	1.98
(1,37)	1:A:104:ARG:NH2	2:B:97:THR:HG23	4	1.98
(1,37)	1:A:104:ARG:NH2	2:B:97:THR:N	4	1.98
(1,37)	1:A:104:ARG:NH2	2:B:97:THR:O	4	1.98
(1,37)	1:A:104:ARG:NH2	2:B:97:THR:OG1	4	1.98
(1,37)	1:A:104:ARG:NH2	2:B:99:HIS:C	4	1.98
(1,37)	1:A:104:ARG:NH2	2:B:99:HIS:CA	4	1.98
(1,37)	1:A:104:ARG:NH2	2:B:99:HIS:CB	4	1.98
(1,37)	1:A:104:ARG:NH2	2:B:99:HIS:CD2	4	1.98
(1,37)	1:A:104:ARG:NH2	2:B:99:HIS:CE1	4	1.98
(1,37)	1:A:104:ARG:NH2	2:B:99:HIS:CG	4	1.98
(1,37)	1:A:104:ARG:NH2	2:B:99:HIS:H	4	1.98
(1,37)	1:A:104:ARG:NH2	2:B:99:HIS:HA	4	1.98
(1,37)	1:A:104:ARG:NH2	2:B:99:HIS:HB2	4	1.98
(1,37)	1:A:104:ARG:NH2	2:B:99:HIS:HB3	4	1.98
(1,37)	1:A:104:ARG:NH2	2:B:99:HIS:HD1	4	1.98
(1,37)	1:A:104:ARG:NH2	2:B:99:HIS:HD2	4	1.98
(1,37)	1:A:104:ARG:NH2	2:B:99:HIS:HE1	4	1.98
(1,37)	1:A:104:ARG:NH2	2:B:99:HIS:HE2	4	1.98
(1,37)	1:A:104:ARG:NH2	2:B:99:HIS:N	4	1.98
(1,37)	1:A:104:ARG:NH2	2:B:99:HIS:ND1	4	1.98
(1,37)	1:A:104:ARG:NH2	2:B:99:HIS:NE2	4	1.98
(1,37)	1:A:104:ARG:NH2	2:B:99:HIS:O	4	1.98
(1,37)	1:A:104:ARG:NH2	2:B:101:VAL:C	4	1.98
(1,37)	1:A:104:ARG:NH2	2:B:101:VAL:CA	4	1.98
(1,37)	1:A:104:ARG:NH2	2:B:101:VAL:CB	4	1.98
(1,37)	1:A:104:ARG:NH2	2:B:101:VAL:CG1	4	1.98
(1,37)	1:A:104:ARG:NH2	2:B:101:VAL:CG2	4	1.98
(1,37)	1:A:104:ARG:NH2	2:B:101:VAL:H	4	1.98
(1,37)	1:A:104:ARG:NH2	2:B:101:VAL:HA	4	1.98
(1,37)	1:A:104:ARG:NH2	2:B:101:VAL:HB	4	1.98
(1,37)	1:A:104:ARG:NH2	2:B:101:VAL:HG11	4	1.98
(1,37)	1:A:104:ARG:NH2	2:B:101:VAL:HG12	4	1.98
(1,37)	1:A:104:ARG:NH2	2:B:101:VAL:HG13	4	1.98
(1,37)	1:A:104:ARG:NH2	2:B:101:VAL:HG21	4	1.98

*Continued on next page...*

*Continued from previous page...*

Key	Atom-1	Atom-2	Model ID	Violation (Å)
(1,37)	1:A:104:ARG:NH2	2:B:101:VAL:HG22	4	1.98
(1,37)	1:A:104:ARG:NH2	2:B:101:VAL:HG23	4	1.98
(1,37)	1:A:104:ARG:NH2	2:B:101:VAL:N	4	1.98
(1,37)	1:A:104:ARG:NH2	2:B:101:VAL:O	4	1.98
(1,37)	1:A:104:ARG:O	2:B:75:ILE:C	4	1.98
(1,37)	1:A:104:ARG:O	2:B:75:ILE:CA	4	1.98
(1,37)	1:A:104:ARG:O	2:B:75:ILE:CB	4	1.98
(1,37)	1:A:104:ARG:O	2:B:75:ILE:CD1	4	1.98
(1,37)	1:A:104:ARG:O	2:B:75:ILE:CG1	4	1.98
(1,37)	1:A:104:ARG:O	2:B:75:ILE:CG2	4	1.98
(1,37)	1:A:104:ARG:O	2:B:75:ILE:H	4	1.98
(1,37)	1:A:104:ARG:O	2:B:75:ILE:HA	4	1.98
(1,37)	1:A:104:ARG:O	2:B:75:ILE:HB	4	1.98
(1,37)	1:A:104:ARG:O	2:B:75:ILE:HD11	4	1.98
(1,37)	1:A:104:ARG:O	2:B:75:ILE:HD12	4	1.98
(1,37)	1:A:104:ARG:O	2:B:75:ILE:HD13	4	1.98
(1,37)	1:A:104:ARG:O	2:B:75:ILE:HG12	4	1.98
(1,37)	1:A:104:ARG:O	2:B:75:ILE:HG13	4	1.98
(1,37)	1:A:104:ARG:O	2:B:75:ILE:HG21	4	1.98
(1,37)	1:A:104:ARG:O	2:B:75:ILE:HG22	4	1.98
(1,37)	1:A:104:ARG:O	2:B:75:ILE:HG23	4	1.98
(1,37)	1:A:104:ARG:O	2:B:75:ILE:N	4	1.98
(1,37)	1:A:104:ARG:O	2:B:75:ILE:O	4	1.98
(1,37)	1:A:104:ARG:O	2:B:77:ALA:C	4	1.98
(1,37)	1:A:104:ARG:O	2:B:77:ALA:CA	4	1.98
(1,37)	1:A:104:ARG:O	2:B:77:ALA:CB	4	1.98
(1,37)	1:A:104:ARG:O	2:B:77:ALA:H	4	1.98
(1,37)	1:A:104:ARG:O	2:B:77:ALA:HA	4	1.98
(1,37)	1:A:104:ARG:O	2:B:77:ALA:HB1	4	1.98
(1,37)	1:A:104:ARG:O	2:B:77:ALA:HB2	4	1.98
(1,37)	1:A:104:ARG:O	2:B:77:ALA:HB3	4	1.98
(1,37)	1:A:104:ARG:O	2:B:77:ALA:N	4	1.98
(1,37)	1:A:104:ARG:O	2:B:77:ALA:O	4	1.98
(1,37)	1:A:104:ARG:O	2:B:78:GLY:C	4	1.98
(1,37)	1:A:104:ARG:O	2:B:78:GLY:CA	4	1.98
(1,37)	1:A:104:ARG:O	2:B:78:GLY:H	4	1.98
(1,37)	1:A:104:ARG:O	2:B:78:GLY:HA2	4	1.98
(1,37)	1:A:104:ARG:O	2:B:78:GLY:HA3	4	1.98
(1,37)	1:A:104:ARG:O	2:B:78:GLY:N	4	1.98
(1,37)	1:A:104:ARG:O	2:B:78:GLY:O	4	1.98
(1,37)	1:A:104:ARG:O	2:B:79:LYS:C	4	1.98
(1,37)	1:A:104:ARG:O	2:B:79:LYS:CA	4	1.98

*Continued on next page...*

*Continued from previous page...*

Key	Atom-1	Atom-2	Model ID	Violation (Å)
(1,37)	1:A:104:ARG:O	2:B:79:LYS:CB	4	1.98
(1,37)	1:A:104:ARG:O	2:B:79:LYS:CD	4	1.98
(1,37)	1:A:104:ARG:O	2:B:79:LYS:CE	4	1.98
(1,37)	1:A:104:ARG:O	2:B:79:LYS:CG	4	1.98
(1,37)	1:A:104:ARG:O	2:B:79:LYS:H	4	1.98
(1,37)	1:A:104:ARG:O	2:B:79:LYS:HA	4	1.98
(1,37)	1:A:104:ARG:O	2:B:79:LYS:HB2	4	1.98
(1,37)	1:A:104:ARG:O	2:B:79:LYS:HB3	4	1.98
(1,37)	1:A:104:ARG:O	2:B:79:LYS:HD2	4	1.98
(1,37)	1:A:104:ARG:O	2:B:79:LYS:HD3	4	1.98
(1,37)	1:A:104:ARG:O	2:B:79:LYS:HE2	4	1.98
(1,37)	1:A:104:ARG:O	2:B:79:LYS:HE3	4	1.98
(1,37)	1:A:104:ARG:O	2:B:79:LYS:HG2	4	1.98
(1,37)	1:A:104:ARG:O	2:B:79:LYS:HG3	4	1.98
(1,37)	1:A:104:ARG:O	2:B:79:LYS:HZ1	4	1.98
(1,37)	1:A:104:ARG:O	2:B:79:LYS:HZ2	4	1.98
(1,37)	1:A:104:ARG:O	2:B:79:LYS:HZ3	4	1.98
(1,37)	1:A:104:ARG:O	2:B:79:LYS:N	4	1.98
(1,37)	1:A:104:ARG:O	2:B:79:LYS:NZ	4	1.98
(1,37)	1:A:104:ARG:O	2:B:79:LYS:O	4	1.98
(1,37)	1:A:104:ARG:O	2:B:80:ILE:C	4	1.98
(1,37)	1:A:104:ARG:O	2:B:80:ILE:CA	4	1.98
(1,37)	1:A:104:ARG:O	2:B:80:ILE:CB	4	1.98
(1,37)	1:A:104:ARG:O	2:B:80:ILE:CD1	4	1.98
(1,37)	1:A:104:ARG:O	2:B:80:ILE:CG1	4	1.98
(1,37)	1:A:104:ARG:O	2:B:80:ILE:CG2	4	1.98
(1,37)	1:A:104:ARG:O	2:B:80:ILE:H	4	1.98
(1,37)	1:A:104:ARG:O	2:B:80:ILE:HA	4	1.98
(1,37)	1:A:104:ARG:O	2:B:80:ILE:HB	4	1.98
(1,37)	1:A:104:ARG:O	2:B:80:ILE:HD11	4	1.98
(1,37)	1:A:104:ARG:O	2:B:80:ILE:HD12	4	1.98
(1,37)	1:A:104:ARG:O	2:B:80:ILE:HD13	4	1.98
(1,37)	1:A:104:ARG:O	2:B:80:ILE:HG12	4	1.98
(1,37)	1:A:104:ARG:O	2:B:80:ILE:HG13	4	1.98
(1,37)	1:A:104:ARG:O	2:B:80:ILE:HG21	4	1.98
(1,37)	1:A:104:ARG:O	2:B:80:ILE:HG22	4	1.98
(1,37)	1:A:104:ARG:O	2:B:80:ILE:HG23	4	1.98
(1,37)	1:A:104:ARG:O	2:B:80:ILE:N	4	1.98
(1,37)	1:A:104:ARG:O	2:B:80:ILE:O	4	1.98
(1,37)	1:A:104:ARG:O	2:B:84:GLN:C	4	1.98
(1,37)	1:A:104:ARG:O	2:B:84:GLN:CA	4	1.98
(1,37)	1:A:104:ARG:O	2:B:84:GLN:CB	4	1.98

*Continued on next page...*



*Continued from previous page...*

Key	Atom-1	Atom-2	Model ID	Violation (Å)
(1,37)	1:A:104:ARG:O	2:B:84:GLN:CD	4	1.98
(1,37)	1:A:104:ARG:O	2:B:84:GLN:CG	4	1.98
(1,37)	1:A:104:ARG:O	2:B:84:GLN:H	4	1.98
(1,37)	1:A:104:ARG:O	2:B:84:GLN:HA	4	1.98
(1,37)	1:A:104:ARG:O	2:B:84:GLN:HB2	4	1.98
(1,37)	1:A:104:ARG:O	2:B:84:GLN:HB3	4	1.98
(1,37)	1:A:104:ARG:O	2:B:84:GLN:HE21	4	1.98
(1,37)	1:A:104:ARG:O	2:B:84:GLN:HE22	4	1.98
(1,37)	1:A:104:ARG:O	2:B:84:GLN:HG2	4	1.98
(1,37)	1:A:104:ARG:O	2:B:84:GLN:HG3	4	1.98
(1,37)	1:A:104:ARG:O	2:B:84:GLN:N	4	1.98
(1,37)	1:A:104:ARG:O	2:B:84:GLN:NE2	4	1.98
(1,37)	1:A:104:ARG:O	2:B:84:GLN:O	4	1.98
(1,37)	1:A:104:ARG:O	2:B:84:GLN:OE1	4	1.98
(1,37)	1:A:104:ARG:O	2:B:97:THR:C	4	1.98
(1,37)	1:A:104:ARG:O	2:B:97:THR:CA	4	1.98
(1,37)	1:A:104:ARG:O	2:B:97:THR:CB	4	1.98
(1,37)	1:A:104:ARG:O	2:B:97:THR:CG2	4	1.98
(1,37)	1:A:104:ARG:O	2:B:97:THR:H	4	1.98
(1,37)	1:A:104:ARG:O	2:B:97:THR:HA	4	1.98
(1,37)	1:A:104:ARG:O	2:B:97:THR:HB	4	1.98
(1,37)	1:A:104:ARG:O	2:B:97:THR:HG1	4	1.98
(1,37)	1:A:104:ARG:O	2:B:97:THR:HG21	4	1.98
(1,37)	1:A:104:ARG:O	2:B:97:THR:HG22	4	1.98
(1,37)	1:A:104:ARG:O	2:B:97:THR:HG23	4	1.98
(1,37)	1:A:104:ARG:O	2:B:97:THR:N	4	1.98
(1,37)	1:A:104:ARG:O	2:B:97:THR:O	4	1.98
(1,37)	1:A:104:ARG:O	2:B:97:THR:OG1	4	1.98
(1,37)	1:A:104:ARG:O	2:B:99:HIS:C	4	1.98
(1,37)	1:A:104:ARG:O	2:B:99:HIS:CA	4	1.98
(1,37)	1:A:104:ARG:O	2:B:99:HIS:CB	4	1.98
(1,37)	1:A:104:ARG:O	2:B:99:HIS:CD2	4	1.98
(1,37)	1:A:104:ARG:O	2:B:99:HIS:CE1	4	1.98
(1,37)	1:A:104:ARG:O	2:B:99:HIS:CG	4	1.98
(1,37)	1:A:104:ARG:O	2:B:99:HIS:H	4	1.98
(1,37)	1:A:104:ARG:O	2:B:99:HIS:HA	4	1.98
(1,37)	1:A:104:ARG:O	2:B:99:HIS:HB2	4	1.98
(1,37)	1:A:104:ARG:O	2:B:99:HIS:HB3	4	1.98
(1,37)	1:A:104:ARG:O	2:B:99:HIS:HD1	4	1.98
(1,37)	1:A:104:ARG:O	2:B:99:HIS:HD2	4	1.98
(1,37)	1:A:104:ARG:O	2:B:99:HIS:HE1	4	1.98
(1,37)	1:A:104:ARG:O	2:B:99:HIS:HE2	4	1.98

*Continued on next page...*

*Continued from previous page...*

Key	Atom-1	Atom-2	Model ID	Violation (Å)
(1,37)	1:A:104:ARG:O	2:B:99:HIS:N	4	1.98
(1,37)	1:A:104:ARG:O	2:B:99:HIS:ND1	4	1.98
(1,37)	1:A:104:ARG:O	2:B:99:HIS:NE2	4	1.98
(1,37)	1:A:104:ARG:O	2:B:99:HIS:O	4	1.98
(1,37)	1:A:104:ARG:O	2:B:101:VAL:C	4	1.98
(1,37)	1:A:104:ARG:O	2:B:101:VAL:CA	4	1.98
(1,37)	1:A:104:ARG:O	2:B:101:VAL:CB	4	1.98
(1,37)	1:A:104:ARG:O	2:B:101:VAL:CG1	4	1.98
(1,37)	1:A:104:ARG:O	2:B:101:VAL:CG2	4	1.98
(1,37)	1:A:104:ARG:O	2:B:101:VAL:H	4	1.98
(1,37)	1:A:104:ARG:O	2:B:101:VAL:HA	4	1.98
(1,37)	1:A:104:ARG:O	2:B:101:VAL:HB	4	1.98
(1,37)	1:A:104:ARG:O	2:B:101:VAL:HG11	4	1.98
(1,37)	1:A:104:ARG:O	2:B:101:VAL:HG12	4	1.98
(1,37)	1:A:104:ARG:O	2:B:101:VAL:HG13	4	1.98
(1,37)	1:A:104:ARG:O	2:B:101:VAL:HG21	4	1.98
(1,37)	1:A:104:ARG:O	2:B:101:VAL:HG22	4	1.98
(1,37)	1:A:104:ARG:O	2:B:101:VAL:HG23	4	1.98
(1,37)	1:A:104:ARG:O	2:B:101:VAL:N	4	1.98
(1,37)	1:A:104:ARG:O	2:B:101:VAL:O	4	1.98
(1,37)	1:A:104:ARG:C	2:B:75:ILE:C	15	1.98
(1,37)	1:A:104:ARG:C	2:B:75:ILE:CA	15	1.98
(1,37)	1:A:104:ARG:C	2:B:75:ILE:CB	15	1.98
(1,37)	1:A:104:ARG:C	2:B:75:ILE:CD1	15	1.98
(1,37)	1:A:104:ARG:C	2:B:75:ILE:CG1	15	1.98
(1,37)	1:A:104:ARG:C	2:B:75:ILE:CG2	15	1.98
(1,37)	1:A:104:ARG:C	2:B:75:ILE:H	15	1.98
(1,37)	1:A:104:ARG:C	2:B:75:ILE:HA	15	1.98
(1,37)	1:A:104:ARG:C	2:B:75:ILE:HB	15	1.98
(1,37)	1:A:104:ARG:C	2:B:75:ILE:HD11	15	1.98
(1,37)	1:A:104:ARG:C	2:B:75:ILE:HD12	15	1.98
(1,37)	1:A:104:ARG:C	2:B:75:ILE:HD13	15	1.98
(1,37)	1:A:104:ARG:C	2:B:75:ILE:HG12	15	1.98
(1,37)	1:A:104:ARG:C	2:B:75:ILE:HG13	15	1.98
(1,37)	1:A:104:ARG:C	2:B:75:ILE:HG21	15	1.98
(1,37)	1:A:104:ARG:C	2:B:75:ILE:HG22	15	1.98
(1,37)	1:A:104:ARG:C	2:B:75:ILE:HG23	15	1.98
(1,37)	1:A:104:ARG:C	2:B:75:ILE:N	15	1.98
(1,37)	1:A:104:ARG:C	2:B:75:ILE:O	15	1.98
(1,37)	1:A:104:ARG:C	2:B:77:ALA:C	15	1.98
(1,37)	1:A:104:ARG:C	2:B:77:ALA:CA	15	1.98
(1,37)	1:A:104:ARG:C	2:B:77:ALA:CB	15	1.98

*Continued on next page...*

*Continued from previous page...*

Key	Atom-1	Atom-2	Model ID	Violation (Å)
(1,37)	1:A:104:ARG:C	2:B:77:ALA:H	15	1.98
(1,37)	1:A:104:ARG:C	2:B:77:ALA:HA	15	1.98
(1,37)	1:A:104:ARG:C	2:B:77:ALA:HB1	15	1.98
(1,37)	1:A:104:ARG:C	2:B:77:ALA:HB2	15	1.98
(1,37)	1:A:104:ARG:C	2:B:77:ALA:HB3	15	1.98
(1,37)	1:A:104:ARG:C	2:B:77:ALA:N	15	1.98
(1,37)	1:A:104:ARG:C	2:B:77:ALA:O	15	1.98
(1,37)	1:A:104:ARG:C	2:B:78:GLY:C	15	1.98
(1,37)	1:A:104:ARG:C	2:B:78:GLY:CA	15	1.98
(1,37)	1:A:104:ARG:C	2:B:78:GLY:H	15	1.98
(1,37)	1:A:104:ARG:C	2:B:78:GLY:HA2	15	1.98
(1,37)	1:A:104:ARG:C	2:B:78:GLY:HA3	15	1.98
(1,37)	1:A:104:ARG:C	2:B:78:GLY:N	15	1.98
(1,37)	1:A:104:ARG:C	2:B:78:GLY:O	15	1.98
(1,37)	1:A:104:ARG:C	2:B:79:LYS:C	15	1.98
(1,37)	1:A:104:ARG:C	2:B:79:LYS:CA	15	1.98
(1,37)	1:A:104:ARG:C	2:B:79:LYS:CB	15	1.98
(1,37)	1:A:104:ARG:C	2:B:79:LYS:CD	15	1.98
(1,37)	1:A:104:ARG:C	2:B:79:LYS:CE	15	1.98
(1,37)	1:A:104:ARG:C	2:B:79:LYS:CG	15	1.98
(1,37)	1:A:104:ARG:C	2:B:79:LYS:H	15	1.98
(1,37)	1:A:104:ARG:C	2:B:79:LYS:HA	15	1.98
(1,37)	1:A:104:ARG:C	2:B:79:LYS:HB2	15	1.98
(1,37)	1:A:104:ARG:C	2:B:79:LYS:HB3	15	1.98
(1,37)	1:A:104:ARG:C	2:B:79:LYS:HD2	15	1.98
(1,37)	1:A:104:ARG:C	2:B:79:LYS:HD3	15	1.98
(1,37)	1:A:104:ARG:C	2:B:79:LYS:HE2	15	1.98
(1,37)	1:A:104:ARG:C	2:B:79:LYS:HE3	15	1.98
(1,37)	1:A:104:ARG:C	2:B:79:LYS:HG2	15	1.98
(1,37)	1:A:104:ARG:C	2:B:79:LYS:HG3	15	1.98
(1,37)	1:A:104:ARG:C	2:B:79:LYS:HZ1	15	1.98
(1,37)	1:A:104:ARG:C	2:B:79:LYS:HZ2	15	1.98
(1,37)	1:A:104:ARG:C	2:B:79:LYS:HZ3	15	1.98
(1,37)	1:A:104:ARG:C	2:B:79:LYS:N	15	1.98
(1,37)	1:A:104:ARG:C	2:B:79:LYS:NZ	15	1.98
(1,37)	1:A:104:ARG:C	2:B:79:LYS:O	15	1.98
(1,37)	1:A:104:ARG:C	2:B:80:ILE:C	15	1.98
(1,37)	1:A:104:ARG:C	2:B:80:ILE:CA	15	1.98
(1,37)	1:A:104:ARG:C	2:B:80:ILE:CB	15	1.98
(1,37)	1:A:104:ARG:C	2:B:80:ILE:CD1	15	1.98
(1,37)	1:A:104:ARG:C	2:B:80:ILE:CG1	15	1.98
(1,37)	1:A:104:ARG:C	2:B:80:ILE:CG2	15	1.98

*Continued on next page...*

*Continued from previous page...*

Key	Atom-1	Atom-2	Model ID	Violation (Å)
(1,37)	1:A:104:ARG:C	2:B:80:ILE:H	15	1.98
(1,37)	1:A:104:ARG:C	2:B:80:ILE:HA	15	1.98
(1,37)	1:A:104:ARG:C	2:B:80:ILE:HB	15	1.98
(1,37)	1:A:104:ARG:C	2:B:80:ILE:HD11	15	1.98
(1,37)	1:A:104:ARG:C	2:B:80:ILE:HD12	15	1.98
(1,37)	1:A:104:ARG:C	2:B:80:ILE:HD13	15	1.98
(1,37)	1:A:104:ARG:C	2:B:80:ILE:HG12	15	1.98
(1,37)	1:A:104:ARG:C	2:B:80:ILE:HG13	15	1.98
(1,37)	1:A:104:ARG:C	2:B:80:ILE:HG21	15	1.98
(1,37)	1:A:104:ARG:C	2:B:80:ILE:HG22	15	1.98
(1,37)	1:A:104:ARG:C	2:B:80:ILE:HG23	15	1.98
(1,37)	1:A:104:ARG:C	2:B:80:ILE:N	15	1.98
(1,37)	1:A:104:ARG:C	2:B:80:ILE:O	15	1.98
(1,37)	1:A:104:ARG:C	2:B:84:GLN:C	15	1.98
(1,37)	1:A:104:ARG:C	2:B:84:GLN:CA	15	1.98
(1,37)	1:A:104:ARG:C	2:B:84:GLN:CB	15	1.98
(1,37)	1:A:104:ARG:C	2:B:84:GLN:CD	15	1.98
(1,37)	1:A:104:ARG:C	2:B:84:GLN:CG	15	1.98
(1,37)	1:A:104:ARG:C	2:B:84:GLN:H	15	1.98
(1,37)	1:A:104:ARG:C	2:B:84:GLN:HA	15	1.98
(1,37)	1:A:104:ARG:C	2:B:84:GLN:HB2	15	1.98
(1,37)	1:A:104:ARG:C	2:B:84:GLN:HB3	15	1.98
(1,37)	1:A:104:ARG:C	2:B:84:GLN:HE21	15	1.98
(1,37)	1:A:104:ARG:C	2:B:84:GLN:HE22	15	1.98
(1,37)	1:A:104:ARG:C	2:B:84:GLN:HG2	15	1.98
(1,37)	1:A:104:ARG:C	2:B:84:GLN:HG3	15	1.98
(1,37)	1:A:104:ARG:C	2:B:84:GLN:N	15	1.98
(1,37)	1:A:104:ARG:C	2:B:84:GLN:NE2	15	1.98
(1,37)	1:A:104:ARG:C	2:B:84:GLN:O	15	1.98
(1,37)	1:A:104:ARG:C	2:B:84:GLN:OE1	15	1.98
(1,37)	1:A:104:ARG:C	2:B:97:THR:C	15	1.98
(1,37)	1:A:104:ARG:C	2:B:97:THR:CA	15	1.98
(1,37)	1:A:104:ARG:C	2:B:97:THR:CB	15	1.98
(1,37)	1:A:104:ARG:C	2:B:97:THR:CG2	15	1.98
(1,37)	1:A:104:ARG:C	2:B:97:THR:H	15	1.98
(1,37)	1:A:104:ARG:C	2:B:97:THR:HA	15	1.98
(1,37)	1:A:104:ARG:C	2:B:97:THR:HB	15	1.98
(1,37)	1:A:104:ARG:C	2:B:97:THR:HG1	15	1.98
(1,37)	1:A:104:ARG:C	2:B:97:THR:HG21	15	1.98
(1,37)	1:A:104:ARG:C	2:B:97:THR:HG22	15	1.98
(1,37)	1:A:104:ARG:C	2:B:97:THR:HG23	15	1.98
(1,37)	1:A:104:ARG:C	2:B:97:THR:N	15	1.98

*Continued on next page...*

*Continued from previous page...*

Key	Atom-1	Atom-2	Model ID	Violation (Å)
(1,37)	1:A:104:ARG:C	2:B:97:THR:O	15	1.98
(1,37)	1:A:104:ARG:C	2:B:97:THR:OG1	15	1.98
(1,37)	1:A:104:ARG:C	2:B:99:HIS:C	15	1.98
(1,37)	1:A:104:ARG:C	2:B:99:HIS:CA	15	1.98
(1,37)	1:A:104:ARG:C	2:B:99:HIS:CB	15	1.98
(1,37)	1:A:104:ARG:C	2:B:99:HIS:CD2	15	1.98
(1,37)	1:A:104:ARG:C	2:B:99:HIS:CE1	15	1.98
(1,37)	1:A:104:ARG:C	2:B:99:HIS:CG	15	1.98
(1,37)	1:A:104:ARG:C	2:B:99:HIS:H	15	1.98
(1,37)	1:A:104:ARG:C	2:B:99:HIS:HA	15	1.98
(1,37)	1:A:104:ARG:C	2:B:99:HIS:HB2	15	1.98
(1,37)	1:A:104:ARG:C	2:B:99:HIS:HB3	15	1.98
(1,37)	1:A:104:ARG:C	2:B:99:HIS:HD1	15	1.98
(1,37)	1:A:104:ARG:C	2:B:99:HIS:HD2	15	1.98
(1,37)	1:A:104:ARG:C	2:B:99:HIS:HE1	15	1.98
(1,37)	1:A:104:ARG:C	2:B:99:HIS:HE2	15	1.98
(1,37)	1:A:104:ARG:C	2:B:99:HIS:N	15	1.98
(1,37)	1:A:104:ARG:C	2:B:99:HIS:ND1	15	1.98
(1,37)	1:A:104:ARG:C	2:B:99:HIS:NE2	15	1.98
(1,37)	1:A:104:ARG:C	2:B:99:HIS:O	15	1.98
(1,37)	1:A:104:ARG:C	2:B:101:VAL:C	15	1.98
(1,37)	1:A:104:ARG:C	2:B:101:VAL:CA	15	1.98
(1,37)	1:A:104:ARG:C	2:B:101:VAL:CB	15	1.98
(1,37)	1:A:104:ARG:C	2:B:101:VAL:CG1	15	1.98
(1,37)	1:A:104:ARG:C	2:B:101:VAL:CG2	15	1.98
(1,37)	1:A:104:ARG:C	2:B:101:VAL:H	15	1.98
(1,37)	1:A:104:ARG:C	2:B:101:VAL:HA	15	1.98
(1,37)	1:A:104:ARG:C	2:B:101:VAL:HB	15	1.98
(1,37)	1:A:104:ARG:C	2:B:101:VAL:HG11	15	1.98
(1,37)	1:A:104:ARG:C	2:B:101:VAL:HG12	15	1.98
(1,37)	1:A:104:ARG:C	2:B:101:VAL:HG13	15	1.98
(1,37)	1:A:104:ARG:C	2:B:101:VAL:HG21	15	1.98
(1,37)	1:A:104:ARG:C	2:B:101:VAL:HG22	15	1.98
(1,37)	1:A:104:ARG:C	2:B:101:VAL:HG23	15	1.98
(1,37)	1:A:104:ARG:C	2:B:101:VAL:N	15	1.98
(1,37)	1:A:104:ARG:C	2:B:101:VAL:O	15	1.98
(1,37)	1:A:104:ARG:CA	2:B:75:ILE:C	15	1.98
(1,37)	1:A:104:ARG:CA	2:B:75:ILE:CA	15	1.98
(1,37)	1:A:104:ARG:CA	2:B:75:ILE:CB	15	1.98
(1,37)	1:A:104:ARG:CA	2:B:75:ILE:CD1	15	1.98
(1,37)	1:A:104:ARG:CA	2:B:75:ILE:CG1	15	1.98
(1,37)	1:A:104:ARG:CA	2:B:75:ILE:CG2	15	1.98

*Continued on next page...*

*Continued from previous page...*

Key	Atom-1	Atom-2	Model ID	Violation (Å)
(1,37)	1:A:104:ARG:CA	2:B:75:ILE:H	15	1.98
(1,37)	1:A:104:ARG:CA	2:B:75:ILE:HA	15	1.98
(1,37)	1:A:104:ARG:CA	2:B:75:ILE:HB	15	1.98
(1,37)	1:A:104:ARG:CA	2:B:75:ILE:HD11	15	1.98
(1,37)	1:A:104:ARG:CA	2:B:75:ILE:HD12	15	1.98
(1,37)	1:A:104:ARG:CA	2:B:75:ILE:HD13	15	1.98
(1,37)	1:A:104:ARG:CA	2:B:75:ILE:HG12	15	1.98
(1,37)	1:A:104:ARG:CA	2:B:75:ILE:HG13	15	1.98
(1,37)	1:A:104:ARG:CA	2:B:75:ILE:HG21	15	1.98
(1,37)	1:A:104:ARG:CA	2:B:75:ILE:HG22	15	1.98
(1,37)	1:A:104:ARG:CA	2:B:75:ILE:HG23	15	1.98
(1,37)	1:A:104:ARG:CA	2:B:75:ILE:N	15	1.98
(1,37)	1:A:104:ARG:CA	2:B:75:ILE:O	15	1.98
(1,37)	1:A:104:ARG:CA	2:B:77:ALA:C	15	1.98
(1,37)	1:A:104:ARG:CA	2:B:77:ALA:CA	15	1.98
(1,37)	1:A:104:ARG:CA	2:B:77:ALA:CB	15	1.98
(1,37)	1:A:104:ARG:CA	2:B:77:ALA:H	15	1.98
(1,37)	1:A:104:ARG:CA	2:B:77:ALA:HA	15	1.98
(1,37)	1:A:104:ARG:CA	2:B:77:ALA:HB1	15	1.98
(1,37)	1:A:104:ARG:CA	2:B:77:ALA:HB2	15	1.98
(1,37)	1:A:104:ARG:CA	2:B:77:ALA:HB3	15	1.98
(1,37)	1:A:104:ARG:CA	2:B:77:ALA:N	15	1.98
(1,37)	1:A:104:ARG:CA	2:B:77:ALA:O	15	1.98
(1,37)	1:A:104:ARG:CA	2:B:78:GLY:C	15	1.98
(1,37)	1:A:104:ARG:CA	2:B:78:GLY:CA	15	1.98
(1,37)	1:A:104:ARG:CA	2:B:78:GLY:H	15	1.98
(1,37)	1:A:104:ARG:CA	2:B:78:GLY:HA2	15	1.98
(1,37)	1:A:104:ARG:CA	2:B:78:GLY:HA3	15	1.98
(1,37)	1:A:104:ARG:CA	2:B:78:GLY:N	15	1.98
(1,37)	1:A:104:ARG:CA	2:B:78:GLY:O	15	1.98
(1,37)	1:A:104:ARG:CA	2:B:79:LYS:C	15	1.98
(1,37)	1:A:104:ARG:CA	2:B:79:LYS:CA	15	1.98
(1,37)	1:A:104:ARG:CA	2:B:79:LYS:CB	15	1.98
(1,37)	1:A:104:ARG:CA	2:B:79:LYS:CD	15	1.98
(1,37)	1:A:104:ARG:CA	2:B:79:LYS:CE	15	1.98
(1,37)	1:A:104:ARG:CA	2:B:79:LYS:CG	15	1.98
(1,37)	1:A:104:ARG:CA	2:B:79:LYS:H	15	1.98
(1,37)	1:A:104:ARG:CA	2:B:79:LYS:HA	15	1.98
(1,37)	1:A:104:ARG:CA	2:B:79:LYS:HB2	15	1.98
(1,37)	1:A:104:ARG:CA	2:B:79:LYS:HB3	15	1.98
(1,37)	1:A:104:ARG:CA	2:B:79:LYS:HD2	15	1.98
(1,37)	1:A:104:ARG:CA	2:B:79:LYS:HD3	15	1.98

*Continued on next page...*

*Continued from previous page...*

Key	Atom-1	Atom-2	Model ID	Violation (Å)
(1,37)	1:A:104:ARG:CA	2:B:79:LYS:HE2	15	1.98
(1,37)	1:A:104:ARG:CA	2:B:79:LYS:HE3	15	1.98
(1,37)	1:A:104:ARG:CA	2:B:79:LYS:HG2	15	1.98
(1,37)	1:A:104:ARG:CA	2:B:79:LYS:HG3	15	1.98
(1,37)	1:A:104:ARG:CA	2:B:79:LYS:HZ1	15	1.98
(1,37)	1:A:104:ARG:CA	2:B:79:LYS:HZ2	15	1.98
(1,37)	1:A:104:ARG:CA	2:B:79:LYS:HZ3	15	1.98
(1,37)	1:A:104:ARG:CA	2:B:79:LYS:N	15	1.98
(1,37)	1:A:104:ARG:CA	2:B:79:LYS:NZ	15	1.98
(1,37)	1:A:104:ARG:CA	2:B:79:LYS:O	15	1.98
(1,37)	1:A:104:ARG:CA	2:B:80:ILE:C	15	1.98
(1,37)	1:A:104:ARG:CA	2:B:80:ILE:CA	15	1.98
(1,37)	1:A:104:ARG:CA	2:B:80:ILE:CB	15	1.98
(1,37)	1:A:104:ARG:CA	2:B:80:ILE:CD1	15	1.98
(1,37)	1:A:104:ARG:CA	2:B:80:ILE:CG1	15	1.98
(1,37)	1:A:104:ARG:CA	2:B:80:ILE:CG2	15	1.98
(1,37)	1:A:104:ARG:CA	2:B:80:ILE:H	15	1.98
(1,37)	1:A:104:ARG:CA	2:B:80:ILE:HA	15	1.98
(1,37)	1:A:104:ARG:CA	2:B:80:ILE:HB	15	1.98
(1,37)	1:A:104:ARG:CA	2:B:80:ILE:HD11	15	1.98
(1,37)	1:A:104:ARG:CA	2:B:80:ILE:HD12	15	1.98
(1,37)	1:A:104:ARG:CA	2:B:80:ILE:HD13	15	1.98
(1,37)	1:A:104:ARG:CA	2:B:80:ILE:HG12	15	1.98
(1,37)	1:A:104:ARG:CA	2:B:80:ILE:HG13	15	1.98
(1,37)	1:A:104:ARG:CA	2:B:80:ILE:HG21	15	1.98
(1,37)	1:A:104:ARG:CA	2:B:80:ILE:HG22	15	1.98
(1,37)	1:A:104:ARG:CA	2:B:80:ILE:HG23	15	1.98
(1,37)	1:A:104:ARG:CA	2:B:80:ILE:N	15	1.98
(1,37)	1:A:104:ARG:CA	2:B:80:ILE:O	15	1.98
(1,37)	1:A:104:ARG:CA	2:B:84:GLN:C	15	1.98
(1,37)	1:A:104:ARG:CA	2:B:84:GLN:CA	15	1.98
(1,37)	1:A:104:ARG:CA	2:B:84:GLN:CB	15	1.98
(1,37)	1:A:104:ARG:CA	2:B:84:GLN:CD	15	1.98
(1,37)	1:A:104:ARG:CA	2:B:84:GLN:CG	15	1.98
(1,37)	1:A:104:ARG:CA	2:B:84:GLN:H	15	1.98
(1,37)	1:A:104:ARG:CA	2:B:84:GLN:HA	15	1.98
(1,37)	1:A:104:ARG:CA	2:B:84:GLN:HB2	15	1.98
(1,37)	1:A:104:ARG:CA	2:B:84:GLN:HB3	15	1.98
(1,37)	1:A:104:ARG:CA	2:B:84:GLN:HE21	15	1.98
(1,37)	1:A:104:ARG:CA	2:B:84:GLN:HE22	15	1.98
(1,37)	1:A:104:ARG:CA	2:B:84:GLN:HG2	15	1.98
(1,37)	1:A:104:ARG:CA	2:B:84:GLN:HG3	15	1.98

*Continued on next page...*

*Continued from previous page...*

Key	Atom-1	Atom-2	Model ID	Violation (Å)
(1,37)	1:A:104:ARG:CA	2:B:84:GLN:N	15	1.98
(1,37)	1:A:104:ARG:CA	2:B:84:GLN:NE2	15	1.98
(1,37)	1:A:104:ARG:CA	2:B:84:GLN:O	15	1.98
(1,37)	1:A:104:ARG:CA	2:B:84:GLN:OE1	15	1.98
(1,37)	1:A:104:ARG:CA	2:B:97:THR:C	15	1.98
(1,37)	1:A:104:ARG:CA	2:B:97:THR:CA	15	1.98
(1,37)	1:A:104:ARG:CA	2:B:97:THR:CB	15	1.98
(1,37)	1:A:104:ARG:CA	2:B:97:THR:CG2	15	1.98
(1,37)	1:A:104:ARG:CA	2:B:97:THR:H	15	1.98
(1,37)	1:A:104:ARG:CA	2:B:97:THR:HA	15	1.98
(1,37)	1:A:104:ARG:CA	2:B:97:THR:HB	15	1.98
(1,37)	1:A:104:ARG:CA	2:B:97:THR:HG1	15	1.98
(1,37)	1:A:104:ARG:CA	2:B:97:THR:HG21	15	1.98
(1,37)	1:A:104:ARG:CA	2:B:97:THR:HG22	15	1.98
(1,37)	1:A:104:ARG:CA	2:B:97:THR:HG23	15	1.98
(1,37)	1:A:104:ARG:CA	2:B:97:THR:N	15	1.98
(1,37)	1:A:104:ARG:CA	2:B:97:THR:O	15	1.98
(1,37)	1:A:104:ARG:CA	2:B:97:THR:OG1	15	1.98
(1,37)	1:A:104:ARG:CA	2:B:99:HIS:C	15	1.98
(1,37)	1:A:104:ARG:CA	2:B:99:HIS:CA	15	1.98
(1,37)	1:A:104:ARG:CA	2:B:99:HIS:CB	15	1.98
(1,37)	1:A:104:ARG:CA	2:B:99:HIS:CD2	15	1.98
(1,37)	1:A:104:ARG:CA	2:B:99:HIS:CE1	15	1.98
(1,37)	1:A:104:ARG:CA	2:B:99:HIS:CG	15	1.98
(1,37)	1:A:104:ARG:CA	2:B:99:HIS:H	15	1.98
(1,37)	1:A:104:ARG:CA	2:B:99:HIS:HA	15	1.98
(1,37)	1:A:104:ARG:CA	2:B:99:HIS:HB2	15	1.98
(1,37)	1:A:104:ARG:CA	2:B:99:HIS:HB3	15	1.98
(1,37)	1:A:104:ARG:CA	2:B:99:HIS:HD1	15	1.98
(1,37)	1:A:104:ARG:CA	2:B:99:HIS:HD2	15	1.98
(1,37)	1:A:104:ARG:CA	2:B:99:HIS:HE1	15	1.98
(1,37)	1:A:104:ARG:CA	2:B:99:HIS:HE2	15	1.98
(1,37)	1:A:104:ARG:CA	2:B:99:HIS:N	15	1.98
(1,37)	1:A:104:ARG:CA	2:B:99:HIS:ND1	15	1.98
(1,37)	1:A:104:ARG:CA	2:B:99:HIS:NE2	15	1.98
(1,37)	1:A:104:ARG:CA	2:B:99:HIS:O	15	1.98
(1,37)	1:A:104:ARG:CA	2:B:101:VAL:C	15	1.98
(1,37)	1:A:104:ARG:CA	2:B:101:VAL:CA	15	1.98
(1,37)	1:A:104:ARG:CA	2:B:101:VAL:CB	15	1.98
(1,37)	1:A:104:ARG:CA	2:B:101:VAL:CG1	15	1.98
(1,37)	1:A:104:ARG:CA	2:B:101:VAL:CG2	15	1.98
(1,37)	1:A:104:ARG:CA	2:B:101:VAL:H	15	1.98

*Continued on next page...*



*Continued from previous page...*

Key	Atom-1	Atom-2	Model ID	Violation (Å)
(1,37)	1:A:104:ARG:CA	2:B:101:VAL:HA	15	1.98
(1,37)	1:A:104:ARG:CA	2:B:101:VAL:HB	15	1.98
(1,37)	1:A:104:ARG:CA	2:B:101:VAL:HG11	15	1.98
(1,37)	1:A:104:ARG:CA	2:B:101:VAL:HG12	15	1.98
(1,37)	1:A:104:ARG:CA	2:B:101:VAL:HG13	15	1.98
(1,37)	1:A:104:ARG:CA	2:B:101:VAL:HG21	15	1.98
(1,37)	1:A:104:ARG:CA	2:B:101:VAL:HG22	15	1.98
(1,37)	1:A:104:ARG:CA	2:B:101:VAL:HG23	15	1.98
(1,37)	1:A:104:ARG:CA	2:B:101:VAL:N	15	1.98
(1,37)	1:A:104:ARG:CA	2:B:101:VAL:O	15	1.98
(1,37)	1:A:104:ARG:CB	2:B:75:ILE:C	15	1.98
(1,37)	1:A:104:ARG:CB	2:B:75:ILE:CA	15	1.98
(1,37)	1:A:104:ARG:CB	2:B:75:ILE:CB	15	1.98
(1,37)	1:A:104:ARG:CB	2:B:75:ILE:CD1	15	1.98
(1,37)	1:A:104:ARG:CB	2:B:75:ILE:CG1	15	1.98
(1,37)	1:A:104:ARG:CB	2:B:75:ILE:CG2	15	1.98
(1,37)	1:A:104:ARG:CB	2:B:75:ILE:H	15	1.98
(1,37)	1:A:104:ARG:CB	2:B:75:ILE:HA	15	1.98
(1,37)	1:A:104:ARG:CB	2:B:75:ILE:HB	15	1.98
(1,37)	1:A:104:ARG:CB	2:B:75:ILE:HD11	15	1.98
(1,37)	1:A:104:ARG:CB	2:B:75:ILE:HD12	15	1.98
(1,37)	1:A:104:ARG:CB	2:B:75:ILE:HD13	15	1.98
(1,37)	1:A:104:ARG:CB	2:B:75:ILE:HG12	15	1.98
(1,37)	1:A:104:ARG:CB	2:B:75:ILE:HG13	15	1.98
(1,37)	1:A:104:ARG:CB	2:B:75:ILE:HG21	15	1.98
(1,37)	1:A:104:ARG:CB	2:B:75:ILE:HG22	15	1.98
(1,37)	1:A:104:ARG:CB	2:B:75:ILE:HG23	15	1.98
(1,37)	1:A:104:ARG:CB	2:B:75:ILE:N	15	1.98
(1,37)	1:A:104:ARG:CB	2:B:75:ILE:O	15	1.98
(1,37)	1:A:104:ARG:CB	2:B:77:ALA:C	15	1.98
(1,37)	1:A:104:ARG:CB	2:B:77:ALA:CA	15	1.98
(1,37)	1:A:104:ARG:CB	2:B:77:ALA:CB	15	1.98
(1,37)	1:A:104:ARG:CB	2:B:77:ALA:H	15	1.98
(1,37)	1:A:104:ARG:CB	2:B:77:ALA:HA	15	1.98
(1,37)	1:A:104:ARG:CB	2:B:77:ALA:HB1	15	1.98
(1,37)	1:A:104:ARG:CB	2:B:77:ALA:HB2	15	1.98
(1,37)	1:A:104:ARG:CB	2:B:77:ALA:HB3	15	1.98
(1,37)	1:A:104:ARG:CB	2:B:77:ALA:N	15	1.98
(1,37)	1:A:104:ARG:CB	2:B:77:ALA:O	15	1.98
(1,37)	1:A:104:ARG:CB	2:B:78:GLY:C	15	1.98
(1,37)	1:A:104:ARG:CB	2:B:78:GLY:CA	15	1.98
(1,37)	1:A:104:ARG:CB	2:B:78:GLY:H	15	1.98

*Continued on next page...*

*Continued from previous page...*

Key	Atom-1	Atom-2	Model ID	Violation (Å)
(1,37)	1:A:104:ARG:CB	2:B:78:GLY:HA2	15	1.98
(1,37)	1:A:104:ARG:CB	2:B:78:GLY:HA3	15	1.98
(1,37)	1:A:104:ARG:CB	2:B:78:GLY:N	15	1.98
(1,37)	1:A:104:ARG:CB	2:B:78:GLY:O	15	1.98
(1,37)	1:A:104:ARG:CB	2:B:79:LYS:C	15	1.98
(1,37)	1:A:104:ARG:CB	2:B:79:LYS:CA	15	1.98
(1,37)	1:A:104:ARG:CB	2:B:79:LYS:CB	15	1.98
(1,37)	1:A:104:ARG:CB	2:B:79:LYS:CD	15	1.98
(1,37)	1:A:104:ARG:CB	2:B:79:LYS:CE	15	1.98
(1,37)	1:A:104:ARG:CB	2:B:79:LYS:CG	15	1.98
(1,37)	1:A:104:ARG:CB	2:B:79:LYS:H	15	1.98
(1,37)	1:A:104:ARG:CB	2:B:79:LYS:HA	15	1.98
(1,37)	1:A:104:ARG:CB	2:B:79:LYS:HB2	15	1.98
(1,37)	1:A:104:ARG:CB	2:B:79:LYS:HB3	15	1.98
(1,37)	1:A:104:ARG:CB	2:B:79:LYS:HD2	15	1.98
(1,37)	1:A:104:ARG:CB	2:B:79:LYS:HD3	15	1.98
(1,37)	1:A:104:ARG:CB	2:B:79:LYS:HE2	15	1.98
(1,37)	1:A:104:ARG:CB	2:B:79:LYS:HE3	15	1.98
(1,37)	1:A:104:ARG:CB	2:B:79:LYS:HG2	15	1.98
(1,37)	1:A:104:ARG:CB	2:B:79:LYS:HG3	15	1.98
(1,37)	1:A:104:ARG:CB	2:B:79:LYS:HZ1	15	1.98
(1,37)	1:A:104:ARG:CB	2:B:79:LYS:HZ2	15	1.98
(1,37)	1:A:104:ARG:CB	2:B:79:LYS:HZ3	15	1.98
(1,37)	1:A:104:ARG:CB	2:B:79:LYS:N	15	1.98
(1,37)	1:A:104:ARG:CB	2:B:79:LYS:NZ	15	1.98
(1,37)	1:A:104:ARG:CB	2:B:79:LYS:O	15	1.98
(1,37)	1:A:104:ARG:CB	2:B:80:ILE:C	15	1.98
(1,37)	1:A:104:ARG:CB	2:B:80:ILE:CA	15	1.98
(1,37)	1:A:104:ARG:CB	2:B:80:ILE:CB	15	1.98
(1,37)	1:A:104:ARG:CB	2:B:80:ILE:CD1	15	1.98
(1,37)	1:A:104:ARG:CB	2:B:80:ILE:CG1	15	1.98
(1,37)	1:A:104:ARG:CB	2:B:80:ILE:CG2	15	1.98
(1,37)	1:A:104:ARG:CB	2:B:80:ILE:H	15	1.98
(1,37)	1:A:104:ARG:CB	2:B:80:ILE:HA	15	1.98
(1,37)	1:A:104:ARG:CB	2:B:80:ILE:HB	15	1.98
(1,37)	1:A:104:ARG:CB	2:B:80:ILE:HD11	15	1.98
(1,37)	1:A:104:ARG:CB	2:B:80:ILE:HD12	15	1.98
(1,37)	1:A:104:ARG:CB	2:B:80:ILE:HD13	15	1.98
(1,37)	1:A:104:ARG:CB	2:B:80:ILE:HG12	15	1.98
(1,37)	1:A:104:ARG:CB	2:B:80:ILE:HG13	15	1.98
(1,37)	1:A:104:ARG:CB	2:B:80:ILE:HG21	15	1.98
(1,37)	1:A:104:ARG:CB	2:B:80:ILE:HG22	15	1.98

*Continued on next page...*

*Continued from previous page...*

Key	Atom-1	Atom-2	Model ID	Violation (Å)
(1,37)	1:A:104:ARG:CB	2:B:80:ILE:HG23	15	1.98
(1,37)	1:A:104:ARG:CB	2:B:80:ILE:N	15	1.98
(1,37)	1:A:104:ARG:CB	2:B:80:ILE:O	15	1.98
(1,37)	1:A:104:ARG:CB	2:B:84:GLN:C	15	1.98
(1,37)	1:A:104:ARG:CB	2:B:84:GLN:CA	15	1.98
(1,37)	1:A:104:ARG:CB	2:B:84:GLN:CB	15	1.98
(1,37)	1:A:104:ARG:CB	2:B:84:GLN:CD	15	1.98
(1,37)	1:A:104:ARG:CB	2:B:84:GLN:CG	15	1.98
(1,37)	1:A:104:ARG:CB	2:B:84:GLN:H	15	1.98
(1,37)	1:A:104:ARG:CB	2:B:84:GLN:HA	15	1.98
(1,37)	1:A:104:ARG:CB	2:B:84:GLN:HB2	15	1.98
(1,37)	1:A:104:ARG:CB	2:B:84:GLN:HB3	15	1.98
(1,37)	1:A:104:ARG:CB	2:B:84:GLN:HE21	15	1.98
(1,37)	1:A:104:ARG:CB	2:B:84:GLN:HE22	15	1.98
(1,37)	1:A:104:ARG:CB	2:B:84:GLN:HG2	15	1.98
(1,37)	1:A:104:ARG:CB	2:B:84:GLN:HG3	15	1.98
(1,37)	1:A:104:ARG:CB	2:B:84:GLN:N	15	1.98
(1,37)	1:A:104:ARG:CB	2:B:84:GLN:NE2	15	1.98
(1,37)	1:A:104:ARG:CB	2:B:84:GLN:O	15	1.98
(1,37)	1:A:104:ARG:CB	2:B:84:GLN:OE1	15	1.98
(1,37)	1:A:104:ARG:CB	2:B:97:THR:C	15	1.98
(1,37)	1:A:104:ARG:CB	2:B:97:THR:CA	15	1.98
(1,37)	1:A:104:ARG:CB	2:B:97:THR:CB	15	1.98
(1,37)	1:A:104:ARG:CB	2:B:97:THR:CG2	15	1.98
(1,37)	1:A:104:ARG:CB	2:B:97:THR:H	15	1.98
(1,37)	1:A:104:ARG:CB	2:B:97:THR:HA	15	1.98
(1,37)	1:A:104:ARG:CB	2:B:97:THR:HB	15	1.98
(1,37)	1:A:104:ARG:CB	2:B:97:THR:HG1	15	1.98
(1,37)	1:A:104:ARG:CB	2:B:97:THR:HG21	15	1.98
(1,37)	1:A:104:ARG:CB	2:B:97:THR:HG22	15	1.98
(1,37)	1:A:104:ARG:CB	2:B:97:THR:HG23	15	1.98
(1,37)	1:A:104:ARG:CB	2:B:97:THR:N	15	1.98
(1,37)	1:A:104:ARG:CB	2:B:97:THR:O	15	1.98
(1,37)	1:A:104:ARG:CB	2:B:97:THR:OG1	15	1.98
(1,37)	1:A:104:ARG:CB	2:B:99:HIS:C	15	1.98
(1,37)	1:A:104:ARG:CB	2:B:99:HIS:CA	15	1.98
(1,37)	1:A:104:ARG:CB	2:B:99:HIS:CB	15	1.98
(1,37)	1:A:104:ARG:CB	2:B:99:HIS:CD2	15	1.98
(1,37)	1:A:104:ARG:CB	2:B:99:HIS:CE1	15	1.98
(1,37)	1:A:104:ARG:CB	2:B:99:HIS:CG	15	1.98
(1,37)	1:A:104:ARG:CB	2:B:99:HIS:H	15	1.98
(1,37)	1:A:104:ARG:CB	2:B:99:HIS:HA	15	1.98

*Continued on next page...*

*Continued from previous page...*

Key	Atom-1	Atom-2	Model ID	Violation (Å)
(1,37)	1:A:104:ARG:CB	2:B:99:HIS:HB2	15	1.98
(1,37)	1:A:104:ARG:CB	2:B:99:HIS:HB3	15	1.98
(1,37)	1:A:104:ARG:CB	2:B:99:HIS:HD1	15	1.98
(1,37)	1:A:104:ARG:CB	2:B:99:HIS:HD2	15	1.98
(1,37)	1:A:104:ARG:CB	2:B:99:HIS:HE1	15	1.98
(1,37)	1:A:104:ARG:CB	2:B:99:HIS:HE2	15	1.98
(1,37)	1:A:104:ARG:CB	2:B:99:HIS:N	15	1.98
(1,37)	1:A:104:ARG:CB	2:B:99:HIS:ND1	15	1.98
(1,37)	1:A:104:ARG:CB	2:B:99:HIS:NE2	15	1.98
(1,37)	1:A:104:ARG:CB	2:B:99:HIS:O	15	1.98
(1,37)	1:A:104:ARG:CB	2:B:101:VAL:C	15	1.98
(1,37)	1:A:104:ARG:CB	2:B:101:VAL:CA	15	1.98
(1,37)	1:A:104:ARG:CB	2:B:101:VAL:CB	15	1.98
(1,37)	1:A:104:ARG:CB	2:B:101:VAL:CG1	15	1.98
(1,37)	1:A:104:ARG:CB	2:B:101:VAL:CG2	15	1.98
(1,37)	1:A:104:ARG:CB	2:B:101:VAL:H	15	1.98
(1,37)	1:A:104:ARG:CB	2:B:101:VAL:HA	15	1.98
(1,37)	1:A:104:ARG:CB	2:B:101:VAL:HB	15	1.98
(1,37)	1:A:104:ARG:CB	2:B:101:VAL:HG11	15	1.98
(1,37)	1:A:104:ARG:CB	2:B:101:VAL:HG12	15	1.98
(1,37)	1:A:104:ARG:CB	2:B:101:VAL:HG13	15	1.98
(1,37)	1:A:104:ARG:CB	2:B:101:VAL:HG21	15	1.98
(1,37)	1:A:104:ARG:CB	2:B:101:VAL:HG22	15	1.98
(1,37)	1:A:104:ARG:CB	2:B:101:VAL:HG23	15	1.98
(1,37)	1:A:104:ARG:CB	2:B:101:VAL:N	15	1.98
(1,37)	1:A:104:ARG:CB	2:B:101:VAL:O	15	1.98
(1,37)	1:A:104:ARG:CD	2:B:75:ILE:C	15	1.98
(1,37)	1:A:104:ARG:CD	2:B:75:ILE:CA	15	1.98
(1,37)	1:A:104:ARG:CD	2:B:75:ILE:CB	15	1.98
(1,37)	1:A:104:ARG:CD	2:B:75:ILE:CD1	15	1.98
(1,37)	1:A:104:ARG:CD	2:B:75:ILE:CG1	15	1.98
(1,37)	1:A:104:ARG:CD	2:B:75:ILE:CG2	15	1.98
(1,37)	1:A:104:ARG:CD	2:B:75:ILE:H	15	1.98
(1,37)	1:A:104:ARG:CD	2:B:75:ILE:HA	15	1.98
(1,37)	1:A:104:ARG:CD	2:B:75:ILE:HB	15	1.98
(1,37)	1:A:104:ARG:CD	2:B:75:ILE:HD11	15	1.98
(1,37)	1:A:104:ARG:CD	2:B:75:ILE:HD12	15	1.98
(1,37)	1:A:104:ARG:CD	2:B:75:ILE:HD13	15	1.98
(1,37)	1:A:104:ARG:CD	2:B:75:ILE:HG12	15	1.98
(1,37)	1:A:104:ARG:CD	2:B:75:ILE:HG13	15	1.98
(1,37)	1:A:104:ARG:CD	2:B:75:ILE:HG21	15	1.98
(1,37)	1:A:104:ARG:CD	2:B:75:ILE:HG22	15	1.98

*Continued on next page...*

*Continued from previous page...*

Key	Atom-1	Atom-2	Model ID	Violation (Å)
(1,37)	1:A:104:ARG:CD	2:B:75:ILE:HG23	15	1.98
(1,37)	1:A:104:ARG:CD	2:B:75:ILE:N	15	1.98
(1,37)	1:A:104:ARG:CD	2:B:75:ILE:O	15	1.98
(1,37)	1:A:104:ARG:CD	2:B:77:ALA:C	15	1.98
(1,37)	1:A:104:ARG:CD	2:B:77:ALA:CA	15	1.98
(1,37)	1:A:104:ARG:CD	2:B:77:ALA:CB	15	1.98
(1,37)	1:A:104:ARG:CD	2:B:77:ALA:H	15	1.98
(1,37)	1:A:104:ARG:CD	2:B:77:ALA:HA	15	1.98
(1,37)	1:A:104:ARG:CD	2:B:77:ALA:HB1	15	1.98
(1,37)	1:A:104:ARG:CD	2:B:77:ALA:HB2	15	1.98
(1,37)	1:A:104:ARG:CD	2:B:77:ALA:HB3	15	1.98
(1,37)	1:A:104:ARG:CD	2:B:77:ALA:N	15	1.98
(1,37)	1:A:104:ARG:CD	2:B:77:ALA:O	15	1.98
(1,37)	1:A:104:ARG:CD	2:B:78:GLY:C	15	1.98
(1,37)	1:A:104:ARG:CD	2:B:78:GLY:CA	15	1.98
(1,37)	1:A:104:ARG:CD	2:B:78:GLY:H	15	1.98
(1,37)	1:A:104:ARG:CD	2:B:78:GLY:HA2	15	1.98
(1,37)	1:A:104:ARG:CD	2:B:78:GLY:HA3	15	1.98
(1,37)	1:A:104:ARG:CD	2:B:78:GLY:N	15	1.98
(1,37)	1:A:104:ARG:CD	2:B:78:GLY:O	15	1.98
(1,37)	1:A:104:ARG:CD	2:B:79:LYS:C	15	1.98
(1,37)	1:A:104:ARG:CD	2:B:79:LYS:CA	15	1.98
(1,37)	1:A:104:ARG:CD	2:B:79:LYS:CB	15	1.98
(1,37)	1:A:104:ARG:CD	2:B:79:LYS:CD	15	1.98
(1,37)	1:A:104:ARG:CD	2:B:79:LYS:CE	15	1.98
(1,37)	1:A:104:ARG:CD	2:B:79:LYS:CG	15	1.98
(1,37)	1:A:104:ARG:CD	2:B:79:LYS:H	15	1.98
(1,37)	1:A:104:ARG:CD	2:B:79:LYS:HA	15	1.98
(1,37)	1:A:104:ARG:CD	2:B:79:LYS:HB2	15	1.98
(1,37)	1:A:104:ARG:CD	2:B:79:LYS:HB3	15	1.98
(1,37)	1:A:104:ARG:CD	2:B:79:LYS:HD2	15	1.98
(1,37)	1:A:104:ARG:CD	2:B:79:LYS:HD3	15	1.98
(1,37)	1:A:104:ARG:CD	2:B:79:LYS:HE2	15	1.98
(1,37)	1:A:104:ARG:CD	2:B:79:LYS:HE3	15	1.98
(1,37)	1:A:104:ARG:CD	2:B:79:LYS:HG2	15	1.98
(1,37)	1:A:104:ARG:CD	2:B:79:LYS:HG3	15	1.98
(1,37)	1:A:104:ARG:CD	2:B:79:LYS:HZ1	15	1.98
(1,37)	1:A:104:ARG:CD	2:B:79:LYS:HZ2	15	1.98
(1,37)	1:A:104:ARG:CD	2:B:79:LYS:HZ3	15	1.98
(1,37)	1:A:104:ARG:CD	2:B:79:LYS:N	15	1.98
(1,37)	1:A:104:ARG:CD	2:B:79:LYS:NZ	15	1.98
(1,37)	1:A:104:ARG:CD	2:B:79:LYS:O	15	1.98

*Continued on next page...*

*Continued from previous page...*

Key	Atom-1	Atom-2	Model ID	Violation (Å)
(1,37)	1:A:104:ARG:CD	2:B:80:ILE:C	15	1.98
(1,37)	1:A:104:ARG:CD	2:B:80:ILE:CA	15	1.98
(1,37)	1:A:104:ARG:CD	2:B:80:ILE:CB	15	1.98
(1,37)	1:A:104:ARG:CD	2:B:80:ILE:CD1	15	1.98
(1,37)	1:A:104:ARG:CD	2:B:80:ILE:CG1	15	1.98
(1,37)	1:A:104:ARG:CD	2:B:80:ILE:CG2	15	1.98
(1,37)	1:A:104:ARG:CD	2:B:80:ILE:H	15	1.98
(1,37)	1:A:104:ARG:CD	2:B:80:ILE:HA	15	1.98
(1,37)	1:A:104:ARG:CD	2:B:80:ILE:HB	15	1.98
(1,37)	1:A:104:ARG:CD	2:B:80:ILE:HD11	15	1.98
(1,37)	1:A:104:ARG:CD	2:B:80:ILE:HD12	15	1.98
(1,37)	1:A:104:ARG:CD	2:B:80:ILE:HD13	15	1.98
(1,37)	1:A:104:ARG:CD	2:B:80:ILE:HG12	15	1.98
(1,37)	1:A:104:ARG:CD	2:B:80:ILE:HG13	15	1.98
(1,37)	1:A:104:ARG:CD	2:B:80:ILE:HG21	15	1.98
(1,37)	1:A:104:ARG:CD	2:B:80:ILE:HG22	15	1.98
(1,37)	1:A:104:ARG:CD	2:B:80:ILE:HG23	15	1.98
(1,37)	1:A:104:ARG:CD	2:B:80:ILE:N	15	1.98
(1,37)	1:A:104:ARG:CD	2:B:80:ILE:O	15	1.98
(1,37)	1:A:104:ARG:CD	2:B:84:GLN:C	15	1.98
(1,37)	1:A:104:ARG:CD	2:B:84:GLN:CA	15	1.98
(1,37)	1:A:104:ARG:CD	2:B:84:GLN:CB	15	1.98
(1,37)	1:A:104:ARG:CD	2:B:84:GLN:CD	15	1.98
(1,37)	1:A:104:ARG:CD	2:B:84:GLN:CG	15	1.98
(1,37)	1:A:104:ARG:CD	2:B:84:GLN:H	15	1.98
(1,37)	1:A:104:ARG:CD	2:B:84:GLN:HA	15	1.98
(1,37)	1:A:104:ARG:CD	2:B:84:GLN:HB2	15	1.98
(1,37)	1:A:104:ARG:CD	2:B:84:GLN:HB3	15	1.98
(1,37)	1:A:104:ARG:CD	2:B:84:GLN:HE21	15	1.98
(1,37)	1:A:104:ARG:CD	2:B:84:GLN:HE22	15	1.98
(1,37)	1:A:104:ARG:CD	2:B:84:GLN:HG2	15	1.98
(1,37)	1:A:104:ARG:CD	2:B:84:GLN:HG3	15	1.98
(1,37)	1:A:104:ARG:CD	2:B:84:GLN:N	15	1.98
(1,37)	1:A:104:ARG:CD	2:B:84:GLN:NE2	15	1.98
(1,37)	1:A:104:ARG:CD	2:B:84:GLN:O	15	1.98
(1,37)	1:A:104:ARG:CD	2:B:84:GLN:OE1	15	1.98
(1,37)	1:A:104:ARG:CD	2:B:97:THR:C	15	1.98
(1,37)	1:A:104:ARG:CD	2:B:97:THR:CA	15	1.98
(1,37)	1:A:104:ARG:CD	2:B:97:THR:CB	15	1.98
(1,37)	1:A:104:ARG:CD	2:B:97:THR:CG2	15	1.98
(1,37)	1:A:104:ARG:CD	2:B:97:THR:H	15	1.98
(1,37)	1:A:104:ARG:CD	2:B:97:THR:HA	15	1.98

*Continued on next page...*

*Continued from previous page...*

Key	Atom-1	Atom-2	Model ID	Violation (Å)
(1,37)	1:A:104:ARG:CD	2:B:97:THR:HB	15	1.98
(1,37)	1:A:104:ARG:CD	2:B:97:THR:HG1	15	1.98
(1,37)	1:A:104:ARG:CD	2:B:97:THR:HG21	15	1.98
(1,37)	1:A:104:ARG:CD	2:B:97:THR:HG22	15	1.98
(1,37)	1:A:104:ARG:CD	2:B:97:THR:HG23	15	1.98
(1,37)	1:A:104:ARG:CD	2:B:97:THR:N	15	1.98
(1,37)	1:A:104:ARG:CD	2:B:97:THR:O	15	1.98
(1,37)	1:A:104:ARG:CD	2:B:97:THR:OG1	15	1.98
(1,37)	1:A:104:ARG:CD	2:B:99:HIS:C	15	1.98
(1,37)	1:A:104:ARG:CD	2:B:99:HIS:CA	15	1.98
(1,37)	1:A:104:ARG:CD	2:B:99:HIS:CB	15	1.98
(1,37)	1:A:104:ARG:CD	2:B:99:HIS:CD2	15	1.98
(1,37)	1:A:104:ARG:CD	2:B:99:HIS:CE1	15	1.98
(1,37)	1:A:104:ARG:CD	2:B:99:HIS:CG	15	1.98
(1,37)	1:A:104:ARG:CD	2:B:99:HIS:H	15	1.98
(1,37)	1:A:104:ARG:CD	2:B:99:HIS:HA	15	1.98
(1,37)	1:A:104:ARG:CD	2:B:99:HIS:HB2	15	1.98
(1,37)	1:A:104:ARG:CD	2:B:99:HIS:HB3	15	1.98
(1,37)	1:A:104:ARG:CD	2:B:99:HIS:HD1	15	1.98
(1,37)	1:A:104:ARG:CD	2:B:99:HIS:HD2	15	1.98
(1,37)	1:A:104:ARG:CD	2:B:99:HIS:HE1	15	1.98
(1,37)	1:A:104:ARG:CD	2:B:99:HIS:HE2	15	1.98
(1,37)	1:A:104:ARG:CD	2:B:99:HIS:N	15	1.98
(1,37)	1:A:104:ARG:CD	2:B:99:HIS:ND1	15	1.98
(1,37)	1:A:104:ARG:CD	2:B:99:HIS:NE2	15	1.98
(1,37)	1:A:104:ARG:CD	2:B:99:HIS:O	15	1.98
(1,37)	1:A:104:ARG:CD	2:B:101:VAL:C	15	1.98
(1,37)	1:A:104:ARG:CD	2:B:101:VAL:CA	15	1.98
(1,37)	1:A:104:ARG:CD	2:B:101:VAL:CB	15	1.98
(1,37)	1:A:104:ARG:CD	2:B:101:VAL:CG1	15	1.98
(1,37)	1:A:104:ARG:CD	2:B:101:VAL:CG2	15	1.98
(1,37)	1:A:104:ARG:CD	2:B:101:VAL:H	15	1.98
(1,37)	1:A:104:ARG:CD	2:B:101:VAL:HA	15	1.98
(1,37)	1:A:104:ARG:CD	2:B:101:VAL:HB	15	1.98
(1,37)	1:A:104:ARG:CD	2:B:101:VAL:HG11	15	1.98
(1,37)	1:A:104:ARG:CD	2:B:101:VAL:HG12	15	1.98
(1,37)	1:A:104:ARG:CD	2:B:101:VAL:HG13	15	1.98
(1,37)	1:A:104:ARG:CD	2:B:101:VAL:HG21	15	1.98
(1,37)	1:A:104:ARG:CD	2:B:101:VAL:HG22	15	1.98
(1,37)	1:A:104:ARG:CD	2:B:101:VAL:HG23	15	1.98
(1,37)	1:A:104:ARG:CD	2:B:101:VAL:N	15	1.98
(1,37)	1:A:104:ARG:CD	2:B:101:VAL:O	15	1.98

*Continued on next page...*

*Continued from previous page...*

Key	Atom-1	Atom-2	Model ID	Violation (Å)
(1,37)	1:A:104:ARG:CG	2:B:75:ILE:C	15	1.98
(1,37)	1:A:104:ARG:CG	2:B:75:ILE:CA	15	1.98
(1,37)	1:A:104:ARG:CG	2:B:75:ILE:CB	15	1.98
(1,37)	1:A:104:ARG:CG	2:B:75:ILE:CD1	15	1.98
(1,37)	1:A:104:ARG:CG	2:B:75:ILE:CG1	15	1.98
(1,37)	1:A:104:ARG:CG	2:B:75:ILE:CG2	15	1.98
(1,37)	1:A:104:ARG:CG	2:B:75:ILE:H	15	1.98
(1,37)	1:A:104:ARG:CG	2:B:75:ILE:HA	15	1.98
(1,37)	1:A:104:ARG:CG	2:B:75:ILE:HB	15	1.98
(1,37)	1:A:104:ARG:CG	2:B:75:ILE:HD11	15	1.98
(1,37)	1:A:104:ARG:CG	2:B:75:ILE:HD12	15	1.98
(1,37)	1:A:104:ARG:CG	2:B:75:ILE:HD13	15	1.98
(1,37)	1:A:104:ARG:CG	2:B:75:ILE:HG12	15	1.98
(1,37)	1:A:104:ARG:CG	2:B:75:ILE:HG13	15	1.98
(1,37)	1:A:104:ARG:CG	2:B:75:ILE:HG21	15	1.98
(1,37)	1:A:104:ARG:CG	2:B:75:ILE:HG22	15	1.98
(1,37)	1:A:104:ARG:CG	2:B:75:ILE:HG23	15	1.98
(1,37)	1:A:104:ARG:CG	2:B:75:ILE:N	15	1.98
(1,37)	1:A:104:ARG:CG	2:B:75:ILE:O	15	1.98
(1,37)	1:A:104:ARG:CG	2:B:77:ALA:C	15	1.98
(1,37)	1:A:104:ARG:CG	2:B:77:ALA:CA	15	1.98
(1,37)	1:A:104:ARG:CG	2:B:77:ALA:CB	15	1.98
(1,37)	1:A:104:ARG:CG	2:B:77:ALA:H	15	1.98
(1,37)	1:A:104:ARG:CG	2:B:77:ALA:HA	15	1.98
(1,37)	1:A:104:ARG:CG	2:B:77:ALA:HB1	15	1.98
(1,37)	1:A:104:ARG:CG	2:B:77:ALA:HB2	15	1.98
(1,37)	1:A:104:ARG:CG	2:B:77:ALA:HB3	15	1.98
(1,37)	1:A:104:ARG:CG	2:B:77:ALA:N	15	1.98
(1,37)	1:A:104:ARG:CG	2:B:77:ALA:O	15	1.98
(1,37)	1:A:104:ARG:CG	2:B:78:GLY:C	15	1.98
(1,37)	1:A:104:ARG:CG	2:B:78:GLY:CA	15	1.98
(1,37)	1:A:104:ARG:CG	2:B:78:GLY:H	15	1.98
(1,37)	1:A:104:ARG:CG	2:B:78:GLY:HA2	15	1.98
(1,37)	1:A:104:ARG:CG	2:B:78:GLY:HA3	15	1.98
(1,37)	1:A:104:ARG:CG	2:B:78:GLY:N	15	1.98
(1,37)	1:A:104:ARG:CG	2:B:78:GLY:O	15	1.98
(1,37)	1:A:104:ARG:CG	2:B:79:LYS:C	15	1.98
(1,37)	1:A:104:ARG:CG	2:B:79:LYS:CA	15	1.98
(1,37)	1:A:104:ARG:CG	2:B:79:LYS:CB	15	1.98
(1,37)	1:A:104:ARG:CG	2:B:79:LYS:CD	15	1.98
(1,37)	1:A:104:ARG:CG	2:B:79:LYS:CE	15	1.98
(1,37)	1:A:104:ARG:CG	2:B:79:LYS:CG	15	1.98

*Continued on next page...*



*Continued from previous page...*

Key	Atom-1	Atom-2	Model ID	Violation (Å)
(1,37)	1:A:104:ARG:CG	2:B:79:LYS:H	15	1.98
(1,37)	1:A:104:ARG:CG	2:B:79:LYS:HA	15	1.98
(1,37)	1:A:104:ARG:CG	2:B:79:LYS:HB2	15	1.98
(1,37)	1:A:104:ARG:CG	2:B:79:LYS:HB3	15	1.98
(1,37)	1:A:104:ARG:CG	2:B:79:LYS:HD2	15	1.98
(1,37)	1:A:104:ARG:CG	2:B:79:LYS:HD3	15	1.98
(1,37)	1:A:104:ARG:CG	2:B:79:LYS:HE2	15	1.98
(1,37)	1:A:104:ARG:CG	2:B:79:LYS:HE3	15	1.98
(1,37)	1:A:104:ARG:CG	2:B:79:LYS:HG2	15	1.98
(1,37)	1:A:104:ARG:CG	2:B:79:LYS:HG3	15	1.98
(1,37)	1:A:104:ARG:CG	2:B:79:LYS:HZ1	15	1.98
(1,37)	1:A:104:ARG:CG	2:B:79:LYS:HZ2	15	1.98
(1,37)	1:A:104:ARG:CG	2:B:79:LYS:HZ3	15	1.98
(1,37)	1:A:104:ARG:CG	2:B:79:LYS:N	15	1.98
(1,37)	1:A:104:ARG:CG	2:B:79:LYS:NZ	15	1.98
(1,37)	1:A:104:ARG:CG	2:B:79:LYS:O	15	1.98
(1,37)	1:A:104:ARG:CG	2:B:80:ILE:C	15	1.98
(1,37)	1:A:104:ARG:CG	2:B:80:ILE:CA	15	1.98
(1,37)	1:A:104:ARG:CG	2:B:80:ILE:CB	15	1.98
(1,37)	1:A:104:ARG:CG	2:B:80:ILE:CD1	15	1.98
(1,37)	1:A:104:ARG:CG	2:B:80:ILE:CG1	15	1.98
(1,37)	1:A:104:ARG:CG	2:B:80:ILE:CG2	15	1.98
(1,37)	1:A:104:ARG:CG	2:B:80:ILE:H	15	1.98
(1,37)	1:A:104:ARG:CG	2:B:80:ILE:HA	15	1.98
(1,37)	1:A:104:ARG:CG	2:B:80:ILE:HB	15	1.98
(1,37)	1:A:104:ARG:CG	2:B:80:ILE:HD11	15	1.98
(1,37)	1:A:104:ARG:CG	2:B:80:ILE:HD12	15	1.98
(1,37)	1:A:104:ARG:CG	2:B:80:ILE:HD13	15	1.98
(1,37)	1:A:104:ARG:CG	2:B:80:ILE:HG12	15	1.98
(1,37)	1:A:104:ARG:CG	2:B:80:ILE:HG13	15	1.98
(1,37)	1:A:104:ARG:CG	2:B:80:ILE:HG21	15	1.98
(1,37)	1:A:104:ARG:CG	2:B:80:ILE:HG22	15	1.98
(1,37)	1:A:104:ARG:CG	2:B:80:ILE:HG23	15	1.98
(1,37)	1:A:104:ARG:CG	2:B:80:ILE:N	15	1.98
(1,37)	1:A:104:ARG:CG	2:B:80:ILE:O	15	1.98
(1,37)	1:A:104:ARG:CG	2:B:84:GLN:C	15	1.98
(1,37)	1:A:104:ARG:CG	2:B:84:GLN:CA	15	1.98
(1,37)	1:A:104:ARG:CG	2:B:84:GLN:CB	15	1.98
(1,37)	1:A:104:ARG:CG	2:B:84:GLN:CD	15	1.98
(1,37)	1:A:104:ARG:CG	2:B:84:GLN:CG	15	1.98
(1,37)	1:A:104:ARG:CG	2:B:84:GLN:H	15	1.98
(1,37)	1:A:104:ARG:CG	2:B:84:GLN:HA	15	1.98

*Continued on next page...*

*Continued from previous page...*

Key	Atom-1	Atom-2	Model ID	Violation (Å)
(1,37)	1:A:104:ARG:CG	2:B:84:GLN:HB2	15	1.98
(1,37)	1:A:104:ARG:CG	2:B:84:GLN:HB3	15	1.98
(1,37)	1:A:104:ARG:CG	2:B:84:GLN:HE21	15	1.98
(1,37)	1:A:104:ARG:CG	2:B:84:GLN:HE22	15	1.98
(1,37)	1:A:104:ARG:CG	2:B:84:GLN:HG2	15	1.98
(1,37)	1:A:104:ARG:CG	2:B:84:GLN:HG3	15	1.98
(1,37)	1:A:104:ARG:CG	2:B:84:GLN:N	15	1.98
(1,37)	1:A:104:ARG:CG	2:B:84:GLN:NE2	15	1.98
(1,37)	1:A:104:ARG:CG	2:B:84:GLN:O	15	1.98
(1,37)	1:A:104:ARG:CG	2:B:84:GLN:OE1	15	1.98
(1,37)	1:A:104:ARG:CG	2:B:97:THR:C	15	1.98
(1,37)	1:A:104:ARG:CG	2:B:97:THR:CA	15	1.98
(1,37)	1:A:104:ARG:CG	2:B:97:THR:CB	15	1.98
(1,37)	1:A:104:ARG:CG	2:B:97:THR:CG2	15	1.98
(1,37)	1:A:104:ARG:CG	2:B:97:THR:H	15	1.98
(1,37)	1:A:104:ARG:CG	2:B:97:THR:HA	15	1.98
(1,37)	1:A:104:ARG:CG	2:B:97:THR:HB	15	1.98
(1,37)	1:A:104:ARG:CG	2:B:97:THR:HG1	15	1.98
(1,37)	1:A:104:ARG:CG	2:B:97:THR:HG21	15	1.98
(1,37)	1:A:104:ARG:CG	2:B:97:THR:HG22	15	1.98
(1,37)	1:A:104:ARG:CG	2:B:97:THR:HG23	15	1.98
(1,37)	1:A:104:ARG:CG	2:B:97:THR:N	15	1.98
(1,37)	1:A:104:ARG:CG	2:B:97:THR:O	15	1.98
(1,37)	1:A:104:ARG:CG	2:B:97:THR:OG1	15	1.98
(1,37)	1:A:104:ARG:CG	2:B:99:HIS:C	15	1.98
(1,37)	1:A:104:ARG:CG	2:B:99:HIS:CA	15	1.98
(1,37)	1:A:104:ARG:CG	2:B:99:HIS:CB	15	1.98
(1,37)	1:A:104:ARG:CG	2:B:99:HIS:CD2	15	1.98
(1,37)	1:A:104:ARG:CG	2:B:99:HIS:CE1	15	1.98
(1,37)	1:A:104:ARG:CG	2:B:99:HIS:CG	15	1.98
(1,37)	1:A:104:ARG:CG	2:B:99:HIS:H	15	1.98
(1,37)	1:A:104:ARG:CG	2:B:99:HIS:HA	15	1.98
(1,37)	1:A:104:ARG:CG	2:B:99:HIS:HB2	15	1.98
(1,37)	1:A:104:ARG:CG	2:B:99:HIS:HB3	15	1.98
(1,37)	1:A:104:ARG:CG	2:B:99:HIS:HD1	15	1.98
(1,37)	1:A:104:ARG:CG	2:B:99:HIS:HD2	15	1.98
(1,37)	1:A:104:ARG:CG	2:B:99:HIS:HE1	15	1.98
(1,37)	1:A:104:ARG:CG	2:B:99:HIS:HE2	15	1.98
(1,37)	1:A:104:ARG:CG	2:B:99:HIS:N	15	1.98
(1,37)	1:A:104:ARG:CG	2:B:99:HIS:ND1	15	1.98
(1,37)	1:A:104:ARG:CG	2:B:99:HIS:NE2	15	1.98
(1,37)	1:A:104:ARG:CG	2:B:99:HIS:O	15	1.98

*Continued on next page...*

*Continued from previous page...*

Key	Atom-1	Atom-2	Model ID	Violation (Å)
(1,37)	1:A:104:ARG:CG	2:B:101:VAL:C	15	1.98
(1,37)	1:A:104:ARG:CG	2:B:101:VAL:CA	15	1.98
(1,37)	1:A:104:ARG:CG	2:B:101:VAL:CB	15	1.98
(1,37)	1:A:104:ARG:CG	2:B:101:VAL:CG1	15	1.98
(1,37)	1:A:104:ARG:CG	2:B:101:VAL:CG2	15	1.98
(1,37)	1:A:104:ARG:CG	2:B:101:VAL:H	15	1.98
(1,37)	1:A:104:ARG:CG	2:B:101:VAL:HA	15	1.98
(1,37)	1:A:104:ARG:CG	2:B:101:VAL:HB	15	1.98
(1,37)	1:A:104:ARG:CG	2:B:101:VAL:HG11	15	1.98
(1,37)	1:A:104:ARG:CG	2:B:101:VAL:HG12	15	1.98
(1,37)	1:A:104:ARG:CG	2:B:101:VAL:HG13	15	1.98
(1,37)	1:A:104:ARG:CG	2:B:101:VAL:HG21	15	1.98
(1,37)	1:A:104:ARG:CG	2:B:101:VAL:HG22	15	1.98
(1,37)	1:A:104:ARG:CG	2:B:101:VAL:HG23	15	1.98
(1,37)	1:A:104:ARG:CG	2:B:101:VAL:N	15	1.98
(1,37)	1:A:104:ARG:CG	2:B:101:VAL:O	15	1.98
(1,37)	1:A:104:ARG:CZ	2:B:75:ILE:C	15	1.98
(1,37)	1:A:104:ARG:CZ	2:B:75:ILE:CA	15	1.98
(1,37)	1:A:104:ARG:CZ	2:B:75:ILE:CB	15	1.98
(1,37)	1:A:104:ARG:CZ	2:B:75:ILE:CD1	15	1.98
(1,37)	1:A:104:ARG:CZ	2:B:75:ILE:CG1	15	1.98
(1,37)	1:A:104:ARG:CZ	2:B:75:ILE:CG2	15	1.98
(1,37)	1:A:104:ARG:CZ	2:B:75:ILE:H	15	1.98
(1,37)	1:A:104:ARG:CZ	2:B:75:ILE:HA	15	1.98
(1,37)	1:A:104:ARG:CZ	2:B:75:ILE:HB	15	1.98
(1,37)	1:A:104:ARG:CZ	2:B:75:ILE:HD11	15	1.98
(1,37)	1:A:104:ARG:CZ	2:B:75:ILE:HD12	15	1.98
(1,37)	1:A:104:ARG:CZ	2:B:75:ILE:HD13	15	1.98
(1,37)	1:A:104:ARG:CZ	2:B:75:ILE:HG12	15	1.98
(1,37)	1:A:104:ARG:CZ	2:B:75:ILE:HG13	15	1.98
(1,37)	1:A:104:ARG:CZ	2:B:75:ILE:HG21	15	1.98
(1,37)	1:A:104:ARG:CZ	2:B:75:ILE:HG22	15	1.98
(1,37)	1:A:104:ARG:CZ	2:B:75:ILE:HG23	15	1.98
(1,37)	1:A:104:ARG:CZ	2:B:75:ILE:N	15	1.98
(1,37)	1:A:104:ARG:CZ	2:B:75:ILE:O	15	1.98
(1,37)	1:A:104:ARG:CZ	2:B:77:ALA:C	15	1.98
(1,37)	1:A:104:ARG:CZ	2:B:77:ALA:CA	15	1.98
(1,37)	1:A:104:ARG:CZ	2:B:77:ALA:CB	15	1.98
(1,37)	1:A:104:ARG:CZ	2:B:77:ALA:H	15	1.98
(1,37)	1:A:104:ARG:CZ	2:B:77:ALA:HA	15	1.98
(1,37)	1:A:104:ARG:CZ	2:B:77:ALA:HB1	15	1.98
(1,37)	1:A:104:ARG:CZ	2:B:77:ALA:HB2	15	1.98

*Continued on next page...*

*Continued from previous page...*

Key	Atom-1	Atom-2	Model ID	Violation (Å)
(1,37)	1:A:104:ARG:CZ	2:B:77:ALA:HB3	15	1.98
(1,37)	1:A:104:ARG:CZ	2:B:77:ALA:N	15	1.98
(1,37)	1:A:104:ARG:CZ	2:B:77:ALA:O	15	1.98
(1,37)	1:A:104:ARG:CZ	2:B:78:GLY:C	15	1.98
(1,37)	1:A:104:ARG:CZ	2:B:78:GLY:CA	15	1.98
(1,37)	1:A:104:ARG:CZ	2:B:78:GLY:H	15	1.98
(1,37)	1:A:104:ARG:CZ	2:B:78:GLY:HA2	15	1.98
(1,37)	1:A:104:ARG:CZ	2:B:78:GLY:HA3	15	1.98
(1,37)	1:A:104:ARG:CZ	2:B:78:GLY:N	15	1.98
(1,37)	1:A:104:ARG:CZ	2:B:78:GLY:O	15	1.98
(1,37)	1:A:104:ARG:CZ	2:B:79:LYS:C	15	1.98
(1,37)	1:A:104:ARG:CZ	2:B:79:LYS:CA	15	1.98
(1,37)	1:A:104:ARG:CZ	2:B:79:LYS:CB	15	1.98
(1,37)	1:A:104:ARG:CZ	2:B:79:LYS:CD	15	1.98
(1,37)	1:A:104:ARG:CZ	2:B:79:LYS:CE	15	1.98
(1,37)	1:A:104:ARG:CZ	2:B:79:LYS:CG	15	1.98
(1,37)	1:A:104:ARG:CZ	2:B:79:LYS:H	15	1.98
(1,37)	1:A:104:ARG:CZ	2:B:79:LYS:HA	15	1.98
(1,37)	1:A:104:ARG:CZ	2:B:79:LYS:HB2	15	1.98
(1,37)	1:A:104:ARG:CZ	2:B:79:LYS:HB3	15	1.98
(1,37)	1:A:104:ARG:CZ	2:B:79:LYS:HD2	15	1.98
(1,37)	1:A:104:ARG:CZ	2:B:79:LYS:HD3	15	1.98
(1,37)	1:A:104:ARG:CZ	2:B:79:LYS:HE2	15	1.98
(1,37)	1:A:104:ARG:CZ	2:B:79:LYS:HE3	15	1.98
(1,37)	1:A:104:ARG:CZ	2:B:79:LYS:HG2	15	1.98
(1,37)	1:A:104:ARG:CZ	2:B:79:LYS:HG3	15	1.98
(1,37)	1:A:104:ARG:CZ	2:B:79:LYS:HZ1	15	1.98
(1,37)	1:A:104:ARG:CZ	2:B:79:LYS:HZ2	15	1.98
(1,37)	1:A:104:ARG:CZ	2:B:79:LYS:HZ3	15	1.98
(1,37)	1:A:104:ARG:CZ	2:B:79:LYS:N	15	1.98
(1,37)	1:A:104:ARG:CZ	2:B:79:LYS:NZ	15	1.98
(1,37)	1:A:104:ARG:CZ	2:B:79:LYS:O	15	1.98
(1,37)	1:A:104:ARG:CZ	2:B:80:ILE:C	15	1.98
(1,37)	1:A:104:ARG:CZ	2:B:80:ILE:CA	15	1.98
(1,37)	1:A:104:ARG:CZ	2:B:80:ILE:CB	15	1.98
(1,37)	1:A:104:ARG:CZ	2:B:80:ILE:CD1	15	1.98
(1,37)	1:A:104:ARG:CZ	2:B:80:ILE:CG1	15	1.98
(1,37)	1:A:104:ARG:CZ	2:B:80:ILE:CG2	15	1.98
(1,37)	1:A:104:ARG:CZ	2:B:80:ILE:H	15	1.98
(1,37)	1:A:104:ARG:CZ	2:B:80:ILE:HA	15	1.98
(1,37)	1:A:104:ARG:CZ	2:B:80:ILE:HB	15	1.98
(1,37)	1:A:104:ARG:CZ	2:B:80:ILE:HD11	15	1.98

*Continued on next page...*

*Continued from previous page...*

Key	Atom-1	Atom-2	Model ID	Violation (Å)
(1,37)	1:A:104:ARG:CZ	2:B:80:ILE:HD12	15	1.98
(1,37)	1:A:104:ARG:CZ	2:B:80:ILE:HD13	15	1.98
(1,37)	1:A:104:ARG:CZ	2:B:80:ILE:HG12	15	1.98
(1,37)	1:A:104:ARG:CZ	2:B:80:ILE:HG13	15	1.98
(1,37)	1:A:104:ARG:CZ	2:B:80:ILE:HG21	15	1.98
(1,37)	1:A:104:ARG:CZ	2:B:80:ILE:HG22	15	1.98
(1,37)	1:A:104:ARG:CZ	2:B:80:ILE:HG23	15	1.98
(1,37)	1:A:104:ARG:CZ	2:B:80:ILE:N	15	1.98
(1,37)	1:A:104:ARG:CZ	2:B:80:ILE:O	15	1.98
(1,37)	1:A:104:ARG:CZ	2:B:84:GLN:C	15	1.98
(1,37)	1:A:104:ARG:CZ	2:B:84:GLN:CA	15	1.98
(1,37)	1:A:104:ARG:CZ	2:B:84:GLN:CB	15	1.98
(1,37)	1:A:104:ARG:CZ	2:B:84:GLN:CD	15	1.98
(1,37)	1:A:104:ARG:CZ	2:B:84:GLN:CG	15	1.98
(1,37)	1:A:104:ARG:CZ	2:B:84:GLN:H	15	1.98
(1,37)	1:A:104:ARG:CZ	2:B:84:GLN:HA	15	1.98
(1,37)	1:A:104:ARG:CZ	2:B:84:GLN:HB2	15	1.98
(1,37)	1:A:104:ARG:CZ	2:B:84:GLN:HB3	15	1.98
(1,37)	1:A:104:ARG:CZ	2:B:84:GLN:HE21	15	1.98
(1,37)	1:A:104:ARG:CZ	2:B:84:GLN:HE22	15	1.98
(1,37)	1:A:104:ARG:CZ	2:B:84:GLN:HG2	15	1.98
(1,37)	1:A:104:ARG:CZ	2:B:84:GLN:HG3	15	1.98
(1,37)	1:A:104:ARG:CZ	2:B:84:GLN:N	15	1.98
(1,37)	1:A:104:ARG:CZ	2:B:84:GLN:NE2	15	1.98
(1,37)	1:A:104:ARG:CZ	2:B:84:GLN:O	15	1.98
(1,37)	1:A:104:ARG:CZ	2:B:84:GLN:OE1	15	1.98
(1,37)	1:A:104:ARG:CZ	2:B:97:THR:C	15	1.98
(1,37)	1:A:104:ARG:CZ	2:B:97:THR:CA	15	1.98
(1,37)	1:A:104:ARG:CZ	2:B:97:THR:CB	15	1.98
(1,37)	1:A:104:ARG:CZ	2:B:97:THR:CG2	15	1.98
(1,37)	1:A:104:ARG:CZ	2:B:97:THR:H	15	1.98
(1,37)	1:A:104:ARG:CZ	2:B:97:THR:HA	15	1.98
(1,37)	1:A:104:ARG:CZ	2:B:97:THR:HB	15	1.98
(1,37)	1:A:104:ARG:CZ	2:B:97:THR:HG1	15	1.98
(1,37)	1:A:104:ARG:CZ	2:B:97:THR:HG21	15	1.98
(1,37)	1:A:104:ARG:CZ	2:B:97:THR:HG22	15	1.98
(1,37)	1:A:104:ARG:CZ	2:B:97:THR:HG23	15	1.98
(1,37)	1:A:104:ARG:CZ	2:B:97:THR:N	15	1.98
(1,37)	1:A:104:ARG:CZ	2:B:97:THR:O	15	1.98
(1,37)	1:A:104:ARG:CZ	2:B:97:THR:OG1	15	1.98
(1,37)	1:A:104:ARG:CZ	2:B:99:HIS:C	15	1.98
(1,37)	1:A:104:ARG:CZ	2:B:99:HIS:CA	15	1.98

*Continued on next page...*

*Continued from previous page...*

Key	Atom-1	Atom-2	Model ID	Violation (Å)
(1,37)	1:A:104:ARG:CZ	2:B:99:HIS:CB	15	1.98
(1,37)	1:A:104:ARG:CZ	2:B:99:HIS:CD2	15	1.98
(1,37)	1:A:104:ARG:CZ	2:B:99:HIS:CE1	15	1.98
(1,37)	1:A:104:ARG:CZ	2:B:99:HIS:CG	15	1.98
(1,37)	1:A:104:ARG:CZ	2:B:99:HIS:H	15	1.98
(1,37)	1:A:104:ARG:CZ	2:B:99:HIS:HA	15	1.98
(1,37)	1:A:104:ARG:CZ	2:B:99:HIS:HB2	15	1.98
(1,37)	1:A:104:ARG:CZ	2:B:99:HIS:HB3	15	1.98
(1,37)	1:A:104:ARG:CZ	2:B:99:HIS:HD1	15	1.98
(1,37)	1:A:104:ARG:CZ	2:B:99:HIS:HD2	15	1.98
(1,37)	1:A:104:ARG:CZ	2:B:99:HIS:HE1	15	1.98
(1,37)	1:A:104:ARG:CZ	2:B:99:HIS:HE2	15	1.98
(1,37)	1:A:104:ARG:CZ	2:B:99:HIS:N	15	1.98
(1,37)	1:A:104:ARG:CZ	2:B:99:HIS:ND1	15	1.98
(1,37)	1:A:104:ARG:CZ	2:B:99:HIS:NE2	15	1.98
(1,37)	1:A:104:ARG:CZ	2:B:99:HIS:O	15	1.98
(1,37)	1:A:104:ARG:CZ	2:B:101:VAL:C	15	1.98
(1,37)	1:A:104:ARG:CZ	2:B:101:VAL:CA	15	1.98
(1,37)	1:A:104:ARG:CZ	2:B:101:VAL:CB	15	1.98
(1,37)	1:A:104:ARG:CZ	2:B:101:VAL:CG1	15	1.98
(1,37)	1:A:104:ARG:CZ	2:B:101:VAL:CG2	15	1.98
(1,37)	1:A:104:ARG:CZ	2:B:101:VAL:H	15	1.98
(1,37)	1:A:104:ARG:CZ	2:B:101:VAL:HA	15	1.98
(1,37)	1:A:104:ARG:CZ	2:B:101:VAL:HB	15	1.98
(1,37)	1:A:104:ARG:CZ	2:B:101:VAL:HG11	15	1.98
(1,37)	1:A:104:ARG:CZ	2:B:101:VAL:HG12	15	1.98
(1,37)	1:A:104:ARG:CZ	2:B:101:VAL:HG13	15	1.98
(1,37)	1:A:104:ARG:CZ	2:B:101:VAL:HG21	15	1.98
(1,37)	1:A:104:ARG:CZ	2:B:101:VAL:HG22	15	1.98
(1,37)	1:A:104:ARG:CZ	2:B:101:VAL:HG23	15	1.98
(1,37)	1:A:104:ARG:CZ	2:B:101:VAL:N	15	1.98
(1,37)	1:A:104:ARG:CZ	2:B:101:VAL:O	15	1.98
(1,37)	1:A:104:ARG:H	2:B:75:ILE:C	15	1.98
(1,37)	1:A:104:ARG:H	2:B:75:ILE:CA	15	1.98
(1,37)	1:A:104:ARG:H	2:B:75:ILE:CB	15	1.98
(1,37)	1:A:104:ARG:H	2:B:75:ILE:CD1	15	1.98
(1,37)	1:A:104:ARG:H	2:B:75:ILE:CG1	15	1.98
(1,37)	1:A:104:ARG:H	2:B:75:ILE:CG2	15	1.98
(1,37)	1:A:104:ARG:H	2:B:75:ILE:H	15	1.98
(1,37)	1:A:104:ARG:H	2:B:75:ILE:HA	15	1.98
(1,37)	1:A:104:ARG:H	2:B:75:ILE:HB	15	1.98
(1,37)	1:A:104:ARG:H	2:B:75:ILE:HD11	15	1.98

*Continued on next page...*

*Continued from previous page...*

Key	Atom-1	Atom-2	Model ID	Violation (Å)
(1,37)	1:A:104:ARG:H	2:B:75:ILE:HD12	15	1.98
(1,37)	1:A:104:ARG:H	2:B:75:ILE:HD13	15	1.98
(1,37)	1:A:104:ARG:H	2:B:75:ILE:HG12	15	1.98
(1,37)	1:A:104:ARG:H	2:B:75:ILE:HG13	15	1.98
(1,37)	1:A:104:ARG:H	2:B:75:ILE:HG21	15	1.98
(1,37)	1:A:104:ARG:H	2:B:75:ILE:HG22	15	1.98
(1,37)	1:A:104:ARG:H	2:B:75:ILE:HG23	15	1.98
(1,37)	1:A:104:ARG:H	2:B:75:ILE:N	15	1.98
(1,37)	1:A:104:ARG:H	2:B:75:ILE:O	15	1.98
(1,37)	1:A:104:ARG:H	2:B:77:ALA:C	15	1.98
(1,37)	1:A:104:ARG:H	2:B:77:ALA:CA	15	1.98
(1,37)	1:A:104:ARG:H	2:B:77:ALA:CB	15	1.98
(1,37)	1:A:104:ARG:H	2:B:77:ALA:H	15	1.98
(1,37)	1:A:104:ARG:H	2:B:77:ALA:HA	15	1.98
(1,37)	1:A:104:ARG:H	2:B:77:ALA:HB1	15	1.98
(1,37)	1:A:104:ARG:H	2:B:77:ALA:HB2	15	1.98
(1,37)	1:A:104:ARG:H	2:B:77:ALA:HB3	15	1.98
(1,37)	1:A:104:ARG:H	2:B:77:ALA:N	15	1.98
(1,37)	1:A:104:ARG:H	2:B:77:ALA:O	15	1.98
(1,37)	1:A:104:ARG:H	2:B:78:GLY:C	15	1.98
(1,37)	1:A:104:ARG:H	2:B:78:GLY:CA	15	1.98
(1,37)	1:A:104:ARG:H	2:B:78:GLY:H	15	1.98
(1,37)	1:A:104:ARG:H	2:B:78:GLY:HA2	15	1.98
(1,37)	1:A:104:ARG:H	2:B:78:GLY:HA3	15	1.98
(1,37)	1:A:104:ARG:H	2:B:78:GLY:N	15	1.98
(1,37)	1:A:104:ARG:H	2:B:78:GLY:O	15	1.98
(1,37)	1:A:104:ARG:H	2:B:79:LYS:C	15	1.98
(1,37)	1:A:104:ARG:H	2:B:79:LYS:CA	15	1.98
(1,37)	1:A:104:ARG:H	2:B:79:LYS:CB	15	1.98
(1,37)	1:A:104:ARG:H	2:B:79:LYS:CD	15	1.98
(1,37)	1:A:104:ARG:H	2:B:79:LYS:CE	15	1.98
(1,37)	1:A:104:ARG:H	2:B:79:LYS:CG	15	1.98
(1,37)	1:A:104:ARG:H	2:B:79:LYS:H	15	1.98
(1,37)	1:A:104:ARG:H	2:B:79:LYS:HA	15	1.98
(1,37)	1:A:104:ARG:H	2:B:79:LYS:HB2	15	1.98
(1,37)	1:A:104:ARG:H	2:B:79:LYS:HB3	15	1.98
(1,37)	1:A:104:ARG:H	2:B:79:LYS:HD2	15	1.98
(1,37)	1:A:104:ARG:H	2:B:79:LYS:HD3	15	1.98
(1,37)	1:A:104:ARG:H	2:B:79:LYS:HE2	15	1.98
(1,37)	1:A:104:ARG:H	2:B:79:LYS:HE3	15	1.98
(1,37)	1:A:104:ARG:H	2:B:79:LYS:HG2	15	1.98
(1,37)	1:A:104:ARG:H	2:B:79:LYS:HG3	15	1.98

*Continued on next page...*

*Continued from previous page...*

Key	Atom-1	Atom-2	Model ID	Violation (Å)
(1,37)	1:A:104:ARG:H	2:B:79:LYS:HZ1	15	1.98
(1,37)	1:A:104:ARG:H	2:B:79:LYS:HZ2	15	1.98
(1,37)	1:A:104:ARG:H	2:B:79:LYS:HZ3	15	1.98
(1,37)	1:A:104:ARG:H	2:B:79:LYS:N	15	1.98
(1,37)	1:A:104:ARG:H	2:B:79:LYS:NZ	15	1.98
(1,37)	1:A:104:ARG:H	2:B:79:LYS:O	15	1.98
(1,37)	1:A:104:ARG:H	2:B:80:ILE:C	15	1.98
(1,37)	1:A:104:ARG:H	2:B:80:ILE:CA	15	1.98
(1,37)	1:A:104:ARG:H	2:B:80:ILE:CB	15	1.98
(1,37)	1:A:104:ARG:H	2:B:80:ILE:CD1	15	1.98
(1,37)	1:A:104:ARG:H	2:B:80:ILE:CG1	15	1.98
(1,37)	1:A:104:ARG:H	2:B:80:ILE:CG2	15	1.98
(1,37)	1:A:104:ARG:H	2:B:80:ILE:H	15	1.98
(1,37)	1:A:104:ARG:H	2:B:80:ILE:HA	15	1.98
(1,37)	1:A:104:ARG:H	2:B:80:ILE:HB	15	1.98
(1,37)	1:A:104:ARG:H	2:B:80:ILE:HD11	15	1.98
(1,37)	1:A:104:ARG:H	2:B:80:ILE:HD12	15	1.98
(1,37)	1:A:104:ARG:H	2:B:80:ILE:HD13	15	1.98
(1,37)	1:A:104:ARG:H	2:B:80:ILE:HG12	15	1.98
(1,37)	1:A:104:ARG:H	2:B:80:ILE:HG13	15	1.98
(1,37)	1:A:104:ARG:H	2:B:80:ILE:HG21	15	1.98
(1,37)	1:A:104:ARG:H	2:B:80:ILE:HG22	15	1.98
(1,37)	1:A:104:ARG:H	2:B:80:ILE:HG23	15	1.98
(1,37)	1:A:104:ARG:H	2:B:80:ILE:N	15	1.98
(1,37)	1:A:104:ARG:H	2:B:80:ILE:O	15	1.98
(1,37)	1:A:104:ARG:H	2:B:84:GLN:C	15	1.98
(1,37)	1:A:104:ARG:H	2:B:84:GLN:CA	15	1.98
(1,37)	1:A:104:ARG:H	2:B:84:GLN:CB	15	1.98
(1,37)	1:A:104:ARG:H	2:B:84:GLN:CD	15	1.98
(1,37)	1:A:104:ARG:H	2:B:84:GLN:CG	15	1.98
(1,37)	1:A:104:ARG:H	2:B:84:GLN:H	15	1.98
(1,37)	1:A:104:ARG:H	2:B:84:GLN:HA	15	1.98
(1,37)	1:A:104:ARG:H	2:B:84:GLN:HB2	15	1.98
(1,37)	1:A:104:ARG:H	2:B:84:GLN:HB3	15	1.98
(1,37)	1:A:104:ARG:H	2:B:84:GLN:HE21	15	1.98
(1,37)	1:A:104:ARG:H	2:B:84:GLN:HE22	15	1.98
(1,37)	1:A:104:ARG:H	2:B:84:GLN:HG2	15	1.98
(1,37)	1:A:104:ARG:H	2:B:84:GLN:HG3	15	1.98
(1,37)	1:A:104:ARG:H	2:B:84:GLN:N	15	1.98
(1,37)	1:A:104:ARG:H	2:B:84:GLN:NE2	15	1.98
(1,37)	1:A:104:ARG:H	2:B:84:GLN:O	15	1.98
(1,37)	1:A:104:ARG:H	2:B:84:GLN:OE1	15	1.98

*Continued on next page...*



*Continued from previous page...*

Key	Atom-1	Atom-2	Model ID	Violation (Å)
(1,37)	1:A:104:ARG:H	2:B:97:THR:C	15	1.98
(1,37)	1:A:104:ARG:H	2:B:97:THR:CA	15	1.98
(1,37)	1:A:104:ARG:H	2:B:97:THR:CB	15	1.98
(1,37)	1:A:104:ARG:H	2:B:97:THR:CG2	15	1.98
(1,37)	1:A:104:ARG:H	2:B:97:THR:H	15	1.98
(1,37)	1:A:104:ARG:H	2:B:97:THR:HA	15	1.98
(1,37)	1:A:104:ARG:H	2:B:97:THR:HB	15	1.98
(1,37)	1:A:104:ARG:H	2:B:97:THR:HG1	15	1.98
(1,37)	1:A:104:ARG:H	2:B:97:THR:HG21	15	1.98
(1,37)	1:A:104:ARG:H	2:B:97:THR:HG22	15	1.98
(1,37)	1:A:104:ARG:H	2:B:97:THR:HG23	15	1.98
(1,37)	1:A:104:ARG:H	2:B:97:THR:N	15	1.98
(1,37)	1:A:104:ARG:H	2:B:97:THR:O	15	1.98
(1,37)	1:A:104:ARG:H	2:B:97:THR:OG1	15	1.98
(1,37)	1:A:104:ARG:H	2:B:99:HIS:C	15	1.98
(1,37)	1:A:104:ARG:H	2:B:99:HIS:CA	15	1.98
(1,37)	1:A:104:ARG:H	2:B:99:HIS:CB	15	1.98
(1,37)	1:A:104:ARG:H	2:B:99:HIS:CD2	15	1.98
(1,37)	1:A:104:ARG:H	2:B:99:HIS:CE1	15	1.98
(1,37)	1:A:104:ARG:H	2:B:99:HIS:CG	15	1.98
(1,37)	1:A:104:ARG:H	2:B:99:HIS:H	15	1.98
(1,37)	1:A:104:ARG:H	2:B:99:HIS:HA	15	1.98
(1,37)	1:A:104:ARG:H	2:B:99:HIS:HB2	15	1.98
(1,37)	1:A:104:ARG:H	2:B:99:HIS:HB3	15	1.98
(1,37)	1:A:104:ARG:H	2:B:99:HIS:HD1	15	1.98
(1,37)	1:A:104:ARG:H	2:B:99:HIS:HD2	15	1.98
(1,37)	1:A:104:ARG:H	2:B:99:HIS:HE1	15	1.98
(1,37)	1:A:104:ARG:H	2:B:99:HIS:HE2	15	1.98
(1,37)	1:A:104:ARG:H	2:B:99:HIS:N	15	1.98
(1,37)	1:A:104:ARG:H	2:B:99:HIS:ND1	15	1.98
(1,37)	1:A:104:ARG:H	2:B:99:HIS:NE2	15	1.98
(1,37)	1:A:104:ARG:H	2:B:99:HIS:O	15	1.98
(1,37)	1:A:104:ARG:H	2:B:101:VAL:C	15	1.98
(1,37)	1:A:104:ARG:H	2:B:101:VAL:CA	15	1.98
(1,37)	1:A:104:ARG:H	2:B:101:VAL:CB	15	1.98
(1,37)	1:A:104:ARG:H	2:B:101:VAL:CG1	15	1.98
(1,37)	1:A:104:ARG:H	2:B:101:VAL:CG2	15	1.98
(1,37)	1:A:104:ARG:H	2:B:101:VAL:H	15	1.98
(1,37)	1:A:104:ARG:H	2:B:101:VAL:HA	15	1.98
(1,37)	1:A:104:ARG:H	2:B:101:VAL:HB	15	1.98
(1,37)	1:A:104:ARG:H	2:B:101:VAL:HG11	15	1.98
(1,37)	1:A:104:ARG:H	2:B:101:VAL:HG12	15	1.98

*Continued on next page...*

*Continued from previous page...*

Key	Atom-1	Atom-2	Model ID	Violation (Å)
(1,37)	1:A:104:ARG:H	2:B:101:VAL:HG13	15	1.98
(1,37)	1:A:104:ARG:H	2:B:101:VAL:HG21	15	1.98
(1,37)	1:A:104:ARG:H	2:B:101:VAL:HG22	15	1.98
(1,37)	1:A:104:ARG:H	2:B:101:VAL:HG23	15	1.98
(1,37)	1:A:104:ARG:H	2:B:101:VAL:N	15	1.98
(1,37)	1:A:104:ARG:H	2:B:101:VAL:O	15	1.98
(1,37)	1:A:104:ARG:HA	2:B:75:ILE:C	15	1.98
(1,37)	1:A:104:ARG:HA	2:B:75:ILE:CA	15	1.98
(1,37)	1:A:104:ARG:HA	2:B:75:ILE:CB	15	1.98
(1,37)	1:A:104:ARG:HA	2:B:75:ILE:CD1	15	1.98
(1,37)	1:A:104:ARG:HA	2:B:75:ILE:CG1	15	1.98
(1,37)	1:A:104:ARG:HA	2:B:75:ILE:CG2	15	1.98
(1,37)	1:A:104:ARG:HA	2:B:75:ILE:H	15	1.98
(1,37)	1:A:104:ARG:HA	2:B:75:ILE:HA	15	1.98
(1,37)	1:A:104:ARG:HA	2:B:75:ILE:HB	15	1.98
(1,37)	1:A:104:ARG:HA	2:B:75:ILE:HD11	15	1.98
(1,37)	1:A:104:ARG:HA	2:B:75:ILE:HD12	15	1.98
(1,37)	1:A:104:ARG:HA	2:B:75:ILE:HD13	15	1.98
(1,37)	1:A:104:ARG:HA	2:B:75:ILE:HG12	15	1.98
(1,37)	1:A:104:ARG:HA	2:B:75:ILE:HG13	15	1.98
(1,37)	1:A:104:ARG:HA	2:B:75:ILE:HG21	15	1.98
(1,37)	1:A:104:ARG:HA	2:B:75:ILE:HG22	15	1.98
(1,37)	1:A:104:ARG:HA	2:B:75:ILE:HG23	15	1.98
(1,37)	1:A:104:ARG:HA	2:B:75:ILE:N	15	1.98
(1,37)	1:A:104:ARG:HA	2:B:75:ILE:O	15	1.98
(1,37)	1:A:104:ARG:HA	2:B:77:ALA:C	15	1.98
(1,37)	1:A:104:ARG:HA	2:B:77:ALA:CA	15	1.98
(1,37)	1:A:104:ARG:HA	2:B:77:ALA:CB	15	1.98
(1,37)	1:A:104:ARG:HA	2:B:77:ALA:H	15	1.98
(1,37)	1:A:104:ARG:HA	2:B:77:ALA:HA	15	1.98
(1,37)	1:A:104:ARG:HA	2:B:77:ALA:HB1	15	1.98
(1,37)	1:A:104:ARG:HA	2:B:77:ALA:HB2	15	1.98
(1,37)	1:A:104:ARG:HA	2:B:77:ALA:HB3	15	1.98
(1,37)	1:A:104:ARG:HA	2:B:77:ALA:N	15	1.98
(1,37)	1:A:104:ARG:HA	2:B:77:ALA:O	15	1.98
(1,37)	1:A:104:ARG:HA	2:B:78:GLY:C	15	1.98
(1,37)	1:A:104:ARG:HA	2:B:78:GLY:CA	15	1.98
(1,37)	1:A:104:ARG:HA	2:B:78:GLY:H	15	1.98
(1,37)	1:A:104:ARG:HA	2:B:78:GLY:HA2	15	1.98
(1,37)	1:A:104:ARG:HA	2:B:78:GLY:HA3	15	1.98
(1,37)	1:A:104:ARG:HA	2:B:78:GLY:N	15	1.98
(1,37)	1:A:104:ARG:HA	2:B:78:GLY:O	15	1.98

*Continued on next page...*

*Continued from previous page...*

Key	Atom-1	Atom-2	Model ID	Violation (Å)
(1,37)	1:A:104:ARG:HA	2:B:79:LYS:C	15	1.98
(1,37)	1:A:104:ARG:HA	2:B:79:LYS:CA	15	1.98
(1,37)	1:A:104:ARG:HA	2:B:79:LYS:CB	15	1.98
(1,37)	1:A:104:ARG:HA	2:B:79:LYS:CD	15	1.98
(1,37)	1:A:104:ARG:HA	2:B:79:LYS:CE	15	1.98
(1,37)	1:A:104:ARG:HA	2:B:79:LYS:CG	15	1.98
(1,37)	1:A:104:ARG:HA	2:B:79:LYS:H	15	1.98
(1,37)	1:A:104:ARG:HA	2:B:79:LYS:HA	15	1.98
(1,37)	1:A:104:ARG:HA	2:B:79:LYS:HB2	15	1.98
(1,37)	1:A:104:ARG:HA	2:B:79:LYS:HB3	15	1.98
(1,37)	1:A:104:ARG:HA	2:B:79:LYS:HD2	15	1.98
(1,37)	1:A:104:ARG:HA	2:B:79:LYS:HD3	15	1.98
(1,37)	1:A:104:ARG:HA	2:B:79:LYS:HE2	15	1.98
(1,37)	1:A:104:ARG:HA	2:B:79:LYS:HE3	15	1.98
(1,37)	1:A:104:ARG:HA	2:B:79:LYS:HG2	15	1.98
(1,37)	1:A:104:ARG:HA	2:B:79:LYS:HG3	15	1.98
(1,37)	1:A:104:ARG:HA	2:B:79:LYS:HZ1	15	1.98
(1,37)	1:A:104:ARG:HA	2:B:79:LYS:HZ2	15	1.98
(1,37)	1:A:104:ARG:HA	2:B:79:LYS:HZ3	15	1.98
(1,37)	1:A:104:ARG:HA	2:B:79:LYS:N	15	1.98
(1,37)	1:A:104:ARG:HA	2:B:79:LYS:NZ	15	1.98
(1,37)	1:A:104:ARG:HA	2:B:79:LYS:O	15	1.98
(1,37)	1:A:104:ARG:HA	2:B:80:ILE:C	15	1.98
(1,37)	1:A:104:ARG:HA	2:B:80:ILE:CA	15	1.98
(1,37)	1:A:104:ARG:HA	2:B:80:ILE:CB	15	1.98
(1,37)	1:A:104:ARG:HA	2:B:80:ILE:CD1	15	1.98
(1,37)	1:A:104:ARG:HA	2:B:80:ILE:CG1	15	1.98
(1,37)	1:A:104:ARG:HA	2:B:80:ILE:CG2	15	1.98
(1,37)	1:A:104:ARG:HA	2:B:80:ILE:H	15	1.98
(1,37)	1:A:104:ARG:HA	2:B:80:ILE:HA	15	1.98
(1,37)	1:A:104:ARG:HA	2:B:80:ILE:HB	15	1.98
(1,37)	1:A:104:ARG:HA	2:B:80:ILE:HD11	15	1.98
(1,37)	1:A:104:ARG:HA	2:B:80:ILE:HD12	15	1.98
(1,37)	1:A:104:ARG:HA	2:B:80:ILE:HD13	15	1.98
(1,37)	1:A:104:ARG:HA	2:B:80:ILE:HG12	15	1.98
(1,37)	1:A:104:ARG:HA	2:B:80:ILE:HG13	15	1.98
(1,37)	1:A:104:ARG:HA	2:B:80:ILE:HG21	15	1.98
(1,37)	1:A:104:ARG:HA	2:B:80:ILE:HG22	15	1.98
(1,37)	1:A:104:ARG:HA	2:B:80:ILE:HG23	15	1.98
(1,37)	1:A:104:ARG:HA	2:B:80:ILE:N	15	1.98
(1,37)	1:A:104:ARG:HA	2:B:80:ILE:O	15	1.98
(1,37)	1:A:104:ARG:HA	2:B:84:GLN:C	15	1.98

*Continued on next page...*

*Continued from previous page...*

Key	Atom-1	Atom-2	Model ID	Violation (Å)
(1,37)	1:A:104:ARG:HA	2:B:84:GLN:CA	15	1.98
(1,37)	1:A:104:ARG:HA	2:B:84:GLN:CB	15	1.98
(1,37)	1:A:104:ARG:HA	2:B:84:GLN:CD	15	1.98
(1,37)	1:A:104:ARG:HA	2:B:84:GLN:CG	15	1.98
(1,37)	1:A:104:ARG:HA	2:B:84:GLN:H	15	1.98
(1,37)	1:A:104:ARG:HA	2:B:84:GLN:HA	15	1.98
(1,37)	1:A:104:ARG:HA	2:B:84:GLN:HB2	15	1.98
(1,37)	1:A:104:ARG:HA	2:B:84:GLN:HB3	15	1.98
(1,37)	1:A:104:ARG:HA	2:B:84:GLN:HE21	15	1.98
(1,37)	1:A:104:ARG:HA	2:B:84:GLN:HE22	15	1.98
(1,37)	1:A:104:ARG:HA	2:B:84:GLN:HG2	15	1.98
(1,37)	1:A:104:ARG:HA	2:B:84:GLN:HG3	15	1.98
(1,37)	1:A:104:ARG:HA	2:B:84:GLN:N	15	1.98
(1,37)	1:A:104:ARG:HA	2:B:84:GLN:NE2	15	1.98
(1,37)	1:A:104:ARG:HA	2:B:84:GLN:O	15	1.98
(1,37)	1:A:104:ARG:HA	2:B:84:GLN:OE1	15	1.98
(1,37)	1:A:104:ARG:HA	2:B:97:THR:C	15	1.98
(1,37)	1:A:104:ARG:HA	2:B:97:THR:CA	15	1.98
(1,37)	1:A:104:ARG:HA	2:B:97:THR:CB	15	1.98
(1,37)	1:A:104:ARG:HA	2:B:97:THR:CG2	15	1.98
(1,37)	1:A:104:ARG:HA	2:B:97:THR:H	15	1.98
(1,37)	1:A:104:ARG:HA	2:B:97:THR:HA	15	1.98
(1,37)	1:A:104:ARG:HA	2:B:97:THR:HB	15	1.98
(1,37)	1:A:104:ARG:HA	2:B:97:THR:HG1	15	1.98
(1,37)	1:A:104:ARG:HA	2:B:97:THR:HG21	15	1.98
(1,37)	1:A:104:ARG:HA	2:B:97:THR:HG22	15	1.98
(1,37)	1:A:104:ARG:HA	2:B:97:THR:HG23	15	1.98
(1,37)	1:A:104:ARG:HA	2:B:97:THR:N	15	1.98
(1,37)	1:A:104:ARG:HA	2:B:97:THR:O	15	1.98
(1,37)	1:A:104:ARG:HA	2:B:97:THR:OG1	15	1.98
(1,37)	1:A:104:ARG:HA	2:B:99:HIS:C	15	1.98
(1,37)	1:A:104:ARG:HA	2:B:99:HIS:CA	15	1.98
(1,37)	1:A:104:ARG:HA	2:B:99:HIS:CB	15	1.98
(1,37)	1:A:104:ARG:HA	2:B:99:HIS:CD2	15	1.98
(1,37)	1:A:104:ARG:HA	2:B:99:HIS:CE1	15	1.98
(1,37)	1:A:104:ARG:HA	2:B:99:HIS:CG	15	1.98
(1,37)	1:A:104:ARG:HA	2:B:99:HIS:H	15	1.98
(1,37)	1:A:104:ARG:HA	2:B:99:HIS:HA	15	1.98
(1,37)	1:A:104:ARG:HA	2:B:99:HIS:HB2	15	1.98
(1,37)	1:A:104:ARG:HA	2:B:99:HIS:HB3	15	1.98
(1,37)	1:A:104:ARG:HA	2:B:99:HIS:HD1	15	1.98
(1,37)	1:A:104:ARG:HA	2:B:99:HIS:HD2	15	1.98

*Continued on next page...*

*Continued from previous page...*

Key	Atom-1	Atom-2	Model ID	Violation (Å)
(1,37)	1:A:104:ARG:HA	2:B:99:HIS:HE1	15	1.98
(1,37)	1:A:104:ARG:HA	2:B:99:HIS:HE2	15	1.98
(1,37)	1:A:104:ARG:HA	2:B:99:HIS:N	15	1.98
(1,37)	1:A:104:ARG:HA	2:B:99:HIS:ND1	15	1.98
(1,37)	1:A:104:ARG:HA	2:B:99:HIS:NE2	15	1.98
(1,37)	1:A:104:ARG:HA	2:B:99:HIS:O	15	1.98
(1,37)	1:A:104:ARG:HA	2:B:101:VAL:C	15	1.98
(1,37)	1:A:104:ARG:HA	2:B:101:VAL:CA	15	1.98
(1,37)	1:A:104:ARG:HA	2:B:101:VAL:CB	15	1.98
(1,37)	1:A:104:ARG:HA	2:B:101:VAL:CG1	15	1.98
(1,37)	1:A:104:ARG:HA	2:B:101:VAL:CG2	15	1.98
(1,37)	1:A:104:ARG:HA	2:B:101:VAL:H	15	1.98
(1,37)	1:A:104:ARG:HA	2:B:101:VAL:HA	15	1.98
(1,37)	1:A:104:ARG:HA	2:B:101:VAL:HB	15	1.98
(1,37)	1:A:104:ARG:HA	2:B:101:VAL:HG11	15	1.98
(1,37)	1:A:104:ARG:HA	2:B:101:VAL:HG12	15	1.98
(1,37)	1:A:104:ARG:HA	2:B:101:VAL:HG13	15	1.98
(1,37)	1:A:104:ARG:HA	2:B:101:VAL:HG21	15	1.98
(1,37)	1:A:104:ARG:HA	2:B:101:VAL:HG22	15	1.98
(1,37)	1:A:104:ARG:HA	2:B:101:VAL:HG23	15	1.98
(1,37)	1:A:104:ARG:HA	2:B:101:VAL:N	15	1.98
(1,37)	1:A:104:ARG:HA	2:B:101:VAL:O	15	1.98
(1,37)	1:A:104:ARG:HB2	2:B:75:ILE:C	15	1.98
(1,37)	1:A:104:ARG:HB2	2:B:75:ILE:CA	15	1.98
(1,37)	1:A:104:ARG:HB2	2:B:75:ILE:CB	15	1.98
(1,37)	1:A:104:ARG:HB2	2:B:75:ILE:CD1	15	1.98
(1,37)	1:A:104:ARG:HB2	2:B:75:ILE:CG1	15	1.98
(1,37)	1:A:104:ARG:HB2	2:B:75:ILE:CG2	15	1.98
(1,37)	1:A:104:ARG:HB2	2:B:75:ILE:H	15	1.98
(1,37)	1:A:104:ARG:HB2	2:B:75:ILE:HA	15	1.98
(1,37)	1:A:104:ARG:HB2	2:B:75:ILE:HB	15	1.98
(1,37)	1:A:104:ARG:HB2	2:B:75:ILE:HD11	15	1.98
(1,37)	1:A:104:ARG:HB2	2:B:75:ILE:HD12	15	1.98
(1,37)	1:A:104:ARG:HB2	2:B:75:ILE:HD13	15	1.98
(1,37)	1:A:104:ARG:HB2	2:B:75:ILE:HG12	15	1.98
(1,37)	1:A:104:ARG:HB2	2:B:75:ILE:HG13	15	1.98
(1,37)	1:A:104:ARG:HB2	2:B:75:ILE:HG21	15	1.98
(1,37)	1:A:104:ARG:HB2	2:B:75:ILE:HG22	15	1.98
(1,37)	1:A:104:ARG:HB2	2:B:75:ILE:HG23	15	1.98
(1,37)	1:A:104:ARG:HB2	2:B:75:ILE:N	15	1.98
(1,37)	1:A:104:ARG:HB2	2:B:75:ILE:O	15	1.98
(1,37)	1:A:104:ARG:HB2	2:B:77:ALA:C	15	1.98

*Continued on next page...*

*Continued from previous page...*

Key	Atom-1	Atom-2	Model ID	Violation (Å)
(1,37)	1:A:104:ARG:HB2	2:B:77:ALA:CA	15	1.98
(1,37)	1:A:104:ARG:HB2	2:B:77:ALA:CB	15	1.98
(1,37)	1:A:104:ARG:HB2	2:B:77:ALA:H	15	1.98
(1,37)	1:A:104:ARG:HB2	2:B:77:ALA:HA	15	1.98
(1,37)	1:A:104:ARG:HB2	2:B:77:ALA:HB1	15	1.98
(1,37)	1:A:104:ARG:HB2	2:B:77:ALA:HB2	15	1.98
(1,37)	1:A:104:ARG:HB2	2:B:77:ALA:HB3	15	1.98
(1,37)	1:A:104:ARG:HB2	2:B:77:ALA:N	15	1.98
(1,37)	1:A:104:ARG:HB2	2:B:77:ALA:O	15	1.98
(1,37)	1:A:104:ARG:HB2	2:B:78:GLY:C	15	1.98
(1,37)	1:A:104:ARG:HB2	2:B:78:GLY:CA	15	1.98
(1,37)	1:A:104:ARG:HB2	2:B:78:GLY:H	15	1.98
(1,37)	1:A:104:ARG:HB2	2:B:78:GLY:HA2	15	1.98
(1,37)	1:A:104:ARG:HB2	2:B:78:GLY:HA3	15	1.98
(1,37)	1:A:104:ARG:HB2	2:B:78:GLY:N	15	1.98
(1,37)	1:A:104:ARG:HB2	2:B:78:GLY:O	15	1.98
(1,37)	1:A:104:ARG:HB2	2:B:79:LYS:C	15	1.98
(1,37)	1:A:104:ARG:HB2	2:B:79:LYS:CA	15	1.98
(1,37)	1:A:104:ARG:HB2	2:B:79:LYS:CB	15	1.98
(1,37)	1:A:104:ARG:HB2	2:B:79:LYS:CD	15	1.98
(1,37)	1:A:104:ARG:HB2	2:B:79:LYS:CE	15	1.98
(1,37)	1:A:104:ARG:HB2	2:B:79:LYS:CG	15	1.98
(1,37)	1:A:104:ARG:HB2	2:B:79:LYS:H	15	1.98
(1,37)	1:A:104:ARG:HB2	2:B:79:LYS:HA	15	1.98
(1,37)	1:A:104:ARG:HB2	2:B:79:LYS:HB2	15	1.98
(1,37)	1:A:104:ARG:HB2	2:B:79:LYS:HB3	15	1.98
(1,37)	1:A:104:ARG:HB2	2:B:79:LYS:HD2	15	1.98
(1,37)	1:A:104:ARG:HB2	2:B:79:LYS:HD3	15	1.98
(1,37)	1:A:104:ARG:HB2	2:B:79:LYS:HE2	15	1.98
(1,37)	1:A:104:ARG:HB2	2:B:79:LYS:HE3	15	1.98
(1,37)	1:A:104:ARG:HB2	2:B:79:LYS:HG2	15	1.98
(1,37)	1:A:104:ARG:HB2	2:B:79:LYS:HG3	15	1.98
(1,37)	1:A:104:ARG:HB2	2:B:79:LYS:HZ1	15	1.98
(1,37)	1:A:104:ARG:HB2	2:B:79:LYS:HZ2	15	1.98
(1,37)	1:A:104:ARG:HB2	2:B:79:LYS:HZ3	15	1.98
(1,37)	1:A:104:ARG:HB2	2:B:79:LYS:N	15	1.98
(1,37)	1:A:104:ARG:HB2	2:B:79:LYS:NZ	15	1.98
(1,37)	1:A:104:ARG:HB2	2:B:79:LYS:O	15	1.98
(1,37)	1:A:104:ARG:HB2	2:B:80:ILE:C	15	1.98
(1,37)	1:A:104:ARG:HB2	2:B:80:ILE:CA	15	1.98
(1,37)	1:A:104:ARG:HB2	2:B:80:ILE:CB	15	1.98
(1,37)	1:A:104:ARG:HB2	2:B:80:ILE:CD1	15	1.98

*Continued on next page...*

*Continued from previous page...*

Key	Atom-1	Atom-2	Model ID	Violation (Å)
(1,37)	1:A:104:ARG:HB2	2:B:80:ILE:CG1	15	1.98
(1,37)	1:A:104:ARG:HB2	2:B:80:ILE:CG2	15	1.98
(1,37)	1:A:104:ARG:HB2	2:B:80:ILE:H	15	1.98
(1,37)	1:A:104:ARG:HB2	2:B:80:ILE:HA	15	1.98
(1,37)	1:A:104:ARG:HB2	2:B:80:ILE:HB	15	1.98
(1,37)	1:A:104:ARG:HB2	2:B:80:ILE:HD11	15	1.98
(1,37)	1:A:104:ARG:HB2	2:B:80:ILE:HD12	15	1.98
(1,37)	1:A:104:ARG:HB2	2:B:80:ILE:HD13	15	1.98
(1,37)	1:A:104:ARG:HB2	2:B:80:ILE:HG12	15	1.98
(1,37)	1:A:104:ARG:HB2	2:B:80:ILE:HG13	15	1.98
(1,37)	1:A:104:ARG:HB2	2:B:80:ILE:HG21	15	1.98
(1,37)	1:A:104:ARG:HB2	2:B:80:ILE:HG22	15	1.98
(1,37)	1:A:104:ARG:HB2	2:B:80:ILE:HG23	15	1.98
(1,37)	1:A:104:ARG:HB2	2:B:80:ILE:N	15	1.98
(1,37)	1:A:104:ARG:HB2	2:B:80:ILE:O	15	1.98
(1,37)	1:A:104:ARG:HB2	2:B:84:GLN:C	15	1.98
(1,37)	1:A:104:ARG:HB2	2:B:84:GLN:CA	15	1.98
(1,37)	1:A:104:ARG:HB2	2:B:84:GLN:CB	15	1.98
(1,37)	1:A:104:ARG:HB2	2:B:84:GLN:CD	15	1.98
(1,37)	1:A:104:ARG:HB2	2:B:84:GLN:CG	15	1.98
(1,37)	1:A:104:ARG:HB2	2:B:84:GLN:H	15	1.98
(1,37)	1:A:104:ARG:HB2	2:B:84:GLN:HA	15	1.98
(1,37)	1:A:104:ARG:HB2	2:B:84:GLN:HB2	15	1.98
(1,37)	1:A:104:ARG:HB2	2:B:84:GLN:HB3	15	1.98
(1,37)	1:A:104:ARG:HB2	2:B:84:GLN:HE21	15	1.98
(1,37)	1:A:104:ARG:HB2	2:B:84:GLN:HE22	15	1.98
(1,37)	1:A:104:ARG:HB2	2:B:84:GLN:HG2	15	1.98
(1,37)	1:A:104:ARG:HB2	2:B:84:GLN:HG3	15	1.98
(1,37)	1:A:104:ARG:HB2	2:B:84:GLN:N	15	1.98
(1,37)	1:A:104:ARG:HB2	2:B:84:GLN:NE2	15	1.98
(1,37)	1:A:104:ARG:HB2	2:B:84:GLN:O	15	1.98
(1,37)	1:A:104:ARG:HB2	2:B:84:GLN:OE1	15	1.98
(1,37)	1:A:104:ARG:HB2	2:B:97:THR:C	15	1.98
(1,37)	1:A:104:ARG:HB2	2:B:97:THR:CA	15	1.98
(1,37)	1:A:104:ARG:HB2	2:B:97:THR:CB	15	1.98
(1,37)	1:A:104:ARG:HB2	2:B:97:THR:CG2	15	1.98
(1,37)	1:A:104:ARG:HB2	2:B:97:THR:H	15	1.98
(1,37)	1:A:104:ARG:HB2	2:B:97:THR:HA	15	1.98
(1,37)	1:A:104:ARG:HB2	2:B:97:THR:HB	15	1.98
(1,37)	1:A:104:ARG:HB2	2:B:97:THR:HG1	15	1.98
(1,37)	1:A:104:ARG:HB2	2:B:97:THR:HG21	15	1.98
(1,37)	1:A:104:ARG:HB2	2:B:97:THR:HG22	15	1.98

*Continued on next page...*

*Continued from previous page...*

Key	Atom-1	Atom-2	Model ID	Violation (Å)
(1,37)	1:A:104:ARG:HB2	2:B:97:THR:HG23	15	1.98
(1,37)	1:A:104:ARG:HB2	2:B:97:THR:N	15	1.98
(1,37)	1:A:104:ARG:HB2	2:B:97:THR:O	15	1.98
(1,37)	1:A:104:ARG:HB2	2:B:97:THR:OG1	15	1.98
(1,37)	1:A:104:ARG:HB2	2:B:99:HIS:C	15	1.98
(1,37)	1:A:104:ARG:HB2	2:B:99:HIS:CA	15	1.98
(1,37)	1:A:104:ARG:HB2	2:B:99:HIS:CB	15	1.98
(1,37)	1:A:104:ARG:HB2	2:B:99:HIS:CD2	15	1.98
(1,37)	1:A:104:ARG:HB2	2:B:99:HIS:CE1	15	1.98
(1,37)	1:A:104:ARG:HB2	2:B:99:HIS:CG	15	1.98
(1,37)	1:A:104:ARG:HB2	2:B:99:HIS:H	15	1.98
(1,37)	1:A:104:ARG:HB2	2:B:99:HIS:HA	15	1.98
(1,37)	1:A:104:ARG:HB2	2:B:99:HIS:HB2	15	1.98
(1,37)	1:A:104:ARG:HB2	2:B:99:HIS:HB3	15	1.98
(1,37)	1:A:104:ARG:HB2	2:B:99:HIS:HD1	15	1.98
(1,37)	1:A:104:ARG:HB2	2:B:99:HIS:HD2	15	1.98
(1,37)	1:A:104:ARG:HB2	2:B:99:HIS:HE1	15	1.98
(1,37)	1:A:104:ARG:HB2	2:B:99:HIS:HE2	15	1.98
(1,37)	1:A:104:ARG:HB2	2:B:99:HIS:N	15	1.98
(1,37)	1:A:104:ARG:HB2	2:B:99:HIS:ND1	15	1.98
(1,37)	1:A:104:ARG:HB2	2:B:99:HIS:NE2	15	1.98
(1,37)	1:A:104:ARG:HB2	2:B:99:HIS:O	15	1.98
(1,37)	1:A:104:ARG:HB2	2:B:101:VAL:C	15	1.98
(1,37)	1:A:104:ARG:HB2	2:B:101:VAL:CA	15	1.98
(1,37)	1:A:104:ARG:HB2	2:B:101:VAL:CB	15	1.98
(1,37)	1:A:104:ARG:HB2	2:B:101:VAL:CG1	15	1.98
(1,37)	1:A:104:ARG:HB2	2:B:101:VAL:CG2	15	1.98
(1,37)	1:A:104:ARG:HB2	2:B:101:VAL:H	15	1.98
(1,37)	1:A:104:ARG:HB2	2:B:101:VAL:HA	15	1.98
(1,37)	1:A:104:ARG:HB2	2:B:101:VAL:HB	15	1.98
(1,37)	1:A:104:ARG:HB2	2:B:101:VAL:HG11	15	1.98
(1,37)	1:A:104:ARG:HB2	2:B:101:VAL:HG12	15	1.98
(1,37)	1:A:104:ARG:HB2	2:B:101:VAL:HG13	15	1.98
(1,37)	1:A:104:ARG:HB2	2:B:101:VAL:HG21	15	1.98
(1,37)	1:A:104:ARG:HB2	2:B:101:VAL:HG22	15	1.98
(1,37)	1:A:104:ARG:HB2	2:B:101:VAL:HG23	15	1.98
(1,37)	1:A:104:ARG:HB2	2:B:101:VAL:N	15	1.98
(1,37)	1:A:104:ARG:HB2	2:B:101:VAL:O	15	1.98
(1,37)	1:A:104:ARG:HB3	2:B:75:ILE:C	15	1.98
(1,37)	1:A:104:ARG:HB3	2:B:75:ILE:CA	15	1.98
(1,37)	1:A:104:ARG:HB3	2:B:75:ILE:CB	15	1.98
(1,37)	1:A:104:ARG:HB3	2:B:75:ILE:CD1	15	1.98

*Continued on next page...*



*Continued from previous page...*

Key	Atom-1	Atom-2	Model ID	Violation (Å)
(1,37)	1:A:104:ARG:HB3	2:B:75:ILE:CG1	15	1.98
(1,37)	1:A:104:ARG:HB3	2:B:75:ILE:CG2	15	1.98
(1,37)	1:A:104:ARG:HB3	2:B:75:ILE:H	15	1.98
(1,37)	1:A:104:ARG:HB3	2:B:75:ILE:HA	15	1.98
(1,37)	1:A:104:ARG:HB3	2:B:75:ILE:HB	15	1.98
(1,37)	1:A:104:ARG:HB3	2:B:75:ILE:HD11	15	1.98
(1,37)	1:A:104:ARG:HB3	2:B:75:ILE:HD12	15	1.98
(1,37)	1:A:104:ARG:HB3	2:B:75:ILE:HD13	15	1.98
(1,37)	1:A:104:ARG:HB3	2:B:75:ILE:HG12	15	1.98
(1,37)	1:A:104:ARG:HB3	2:B:75:ILE:HG13	15	1.98
(1,37)	1:A:104:ARG:HB3	2:B:75:ILE:HG21	15	1.98
(1,37)	1:A:104:ARG:HB3	2:B:75:ILE:HG22	15	1.98
(1,37)	1:A:104:ARG:HB3	2:B:75:ILE:HG23	15	1.98
(1,37)	1:A:104:ARG:HB3	2:B:75:ILE:N	15	1.98
(1,37)	1:A:104:ARG:HB3	2:B:75:ILE:O	15	1.98
(1,37)	1:A:104:ARG:HB3	2:B:77:ALA:C	15	1.98
(1,37)	1:A:104:ARG:HB3	2:B:77:ALA:CA	15	1.98
(1,37)	1:A:104:ARG:HB3	2:B:77:ALA:CB	15	1.98
(1,37)	1:A:104:ARG:HB3	2:B:77:ALA:H	15	1.98
(1,37)	1:A:104:ARG:HB3	2:B:77:ALA:HA	15	1.98
(1,37)	1:A:104:ARG:HB3	2:B:77:ALA:HB1	15	1.98
(1,37)	1:A:104:ARG:HB3	2:B:77:ALA:HB2	15	1.98
(1,37)	1:A:104:ARG:HB3	2:B:77:ALA:HB3	15	1.98
(1,37)	1:A:104:ARG:HB3	2:B:77:ALA:N	15	1.98
(1,37)	1:A:104:ARG:HB3	2:B:77:ALA:O	15	1.98
(1,37)	1:A:104:ARG:HB3	2:B:78:GLY:C	15	1.98
(1,37)	1:A:104:ARG:HB3	2:B:78:GLY:CA	15	1.98
(1,37)	1:A:104:ARG:HB3	2:B:78:GLY:H	15	1.98
(1,37)	1:A:104:ARG:HB3	2:B:78:GLY:HA2	15	1.98
(1,37)	1:A:104:ARG:HB3	2:B:78:GLY:HA3	15	1.98
(1,37)	1:A:104:ARG:HB3	2:B:78:GLY:N	15	1.98
(1,37)	1:A:104:ARG:HB3	2:B:78:GLY:O	15	1.98
(1,37)	1:A:104:ARG:HB3	2:B:79:LYS:C	15	1.98
(1,37)	1:A:104:ARG:HB3	2:B:79:LYS:CA	15	1.98
(1,37)	1:A:104:ARG:HB3	2:B:79:LYS:CB	15	1.98
(1,37)	1:A:104:ARG:HB3	2:B:79:LYS:CD	15	1.98
(1,37)	1:A:104:ARG:HB3	2:B:79:LYS:CE	15	1.98
(1,37)	1:A:104:ARG:HB3	2:B:79:LYS:CG	15	1.98
(1,37)	1:A:104:ARG:HB3	2:B:79:LYS:H	15	1.98
(1,37)	1:A:104:ARG:HB3	2:B:79:LYS:HA	15	1.98
(1,37)	1:A:104:ARG:HB3	2:B:79:LYS:HB2	15	1.98
(1,37)	1:A:104:ARG:HB3	2:B:79:LYS:HB3	15	1.98

*Continued on next page...*

*Continued from previous page...*

Key	Atom-1	Atom-2	Model ID	Violation (Å)
(1,37)	1:A:104:ARG:HB3	2:B:79:LYS:HD2	15	1.98
(1,37)	1:A:104:ARG:HB3	2:B:79:LYS:HD3	15	1.98
(1,37)	1:A:104:ARG:HB3	2:B:79:LYS:HE2	15	1.98
(1,37)	1:A:104:ARG:HB3	2:B:79:LYS:HE3	15	1.98
(1,37)	1:A:104:ARG:HB3	2:B:79:LYS:HG2	15	1.98
(1,37)	1:A:104:ARG:HB3	2:B:79:LYS:HG3	15	1.98
(1,37)	1:A:104:ARG:HB3	2:B:79:LYS:HZ1	15	1.98
(1,37)	1:A:104:ARG:HB3	2:B:79:LYS:HZ2	15	1.98
(1,37)	1:A:104:ARG:HB3	2:B:79:LYS:HZ3	15	1.98
(1,37)	1:A:104:ARG:HB3	2:B:79:LYS:N	15	1.98
(1,37)	1:A:104:ARG:HB3	2:B:79:LYS:NZ	15	1.98
(1,37)	1:A:104:ARG:HB3	2:B:79:LYS:O	15	1.98
(1,37)	1:A:104:ARG:HB3	2:B:80:ILE:C	15	1.98
(1,37)	1:A:104:ARG:HB3	2:B:80:ILE:CA	15	1.98
(1,37)	1:A:104:ARG:HB3	2:B:80:ILE:CB	15	1.98
(1,37)	1:A:104:ARG:HB3	2:B:80:ILE:CD1	15	1.98
(1,37)	1:A:104:ARG:HB3	2:B:80:ILE:CG1	15	1.98
(1,37)	1:A:104:ARG:HB3	2:B:80:ILE:CG2	15	1.98
(1,37)	1:A:104:ARG:HB3	2:B:80:ILE:H	15	1.98
(1,37)	1:A:104:ARG:HB3	2:B:80:ILE:HA	15	1.98
(1,37)	1:A:104:ARG:HB3	2:B:80:ILE:HB	15	1.98
(1,37)	1:A:104:ARG:HB3	2:B:80:ILE:HD11	15	1.98
(1,37)	1:A:104:ARG:HB3	2:B:80:ILE:HD12	15	1.98
(1,37)	1:A:104:ARG:HB3	2:B:80:ILE:HD13	15	1.98
(1,37)	1:A:104:ARG:HB3	2:B:80:ILE:HG12	15	1.98
(1,37)	1:A:104:ARG:HB3	2:B:80:ILE:HG13	15	1.98
(1,37)	1:A:104:ARG:HB3	2:B:80:ILE:HG21	15	1.98
(1,37)	1:A:104:ARG:HB3	2:B:80:ILE:HG22	15	1.98
(1,37)	1:A:104:ARG:HB3	2:B:80:ILE:HG23	15	1.98
(1,37)	1:A:104:ARG:HB3	2:B:80:ILE:N	15	1.98
(1,37)	1:A:104:ARG:HB3	2:B:80:ILE:O	15	1.98
(1,37)	1:A:104:ARG:HB3	2:B:84:GLN:C	15	1.98
(1,37)	1:A:104:ARG:HB3	2:B:84:GLN:CA	15	1.98
(1,37)	1:A:104:ARG:HB3	2:B:84:GLN:CB	15	1.98
(1,37)	1:A:104:ARG:HB3	2:B:84:GLN:CD	15	1.98
(1,37)	1:A:104:ARG:HB3	2:B:84:GLN:CG	15	1.98
(1,37)	1:A:104:ARG:HB3	2:B:84:GLN:H	15	1.98
(1,37)	1:A:104:ARG:HB3	2:B:84:GLN:HA	15	1.98
(1,37)	1:A:104:ARG:HB3	2:B:84:GLN:HB2	15	1.98
(1,37)	1:A:104:ARG:HB3	2:B:84:GLN:HB3	15	1.98
(1,37)	1:A:104:ARG:HB3	2:B:84:GLN:HE21	15	1.98
(1,37)	1:A:104:ARG:HB3	2:B:84:GLN:HE22	15	1.98

*Continued on next page...*

*Continued from previous page...*

Key	Atom-1	Atom-2	Model ID	Violation (Å)
(1,37)	1:A:104:ARG:HB3	2:B:84:GLN:HG2	15	1.98
(1,37)	1:A:104:ARG:HB3	2:B:84:GLN:HG3	15	1.98
(1,37)	1:A:104:ARG:HB3	2:B:84:GLN:N	15	1.98
(1,37)	1:A:104:ARG:HB3	2:B:84:GLN:NE2	15	1.98
(1,37)	1:A:104:ARG:HB3	2:B:84:GLN:O	15	1.98
(1,37)	1:A:104:ARG:HB3	2:B:84:GLN:OE1	15	1.98
(1,37)	1:A:104:ARG:HB3	2:B:97:THR:C	15	1.98
(1,37)	1:A:104:ARG:HB3	2:B:97:THR:CA	15	1.98
(1,37)	1:A:104:ARG:HB3	2:B:97:THR:CB	15	1.98
(1,37)	1:A:104:ARG:HB3	2:B:97:THR:CG2	15	1.98
(1,37)	1:A:104:ARG:HB3	2:B:97:THR:H	15	1.98
(1,37)	1:A:104:ARG:HB3	2:B:97:THR:HA	15	1.98
(1,37)	1:A:104:ARG:HB3	2:B:97:THR:HB	15	1.98
(1,37)	1:A:104:ARG:HB3	2:B:97:THR:HG1	15	1.98
(1,37)	1:A:104:ARG:HB3	2:B:97:THR:HG21	15	1.98
(1,37)	1:A:104:ARG:HB3	2:B:97:THR:HG22	15	1.98
(1,37)	1:A:104:ARG:HB3	2:B:97:THR:HG23	15	1.98
(1,37)	1:A:104:ARG:HB3	2:B:97:THR:N	15	1.98
(1,37)	1:A:104:ARG:HB3	2:B:97:THR:O	15	1.98
(1,37)	1:A:104:ARG:HB3	2:B:97:THR:OG1	15	1.98
(1,37)	1:A:104:ARG:HB3	2:B:99:HIS:C	15	1.98
(1,37)	1:A:104:ARG:HB3	2:B:99:HIS:CA	15	1.98
(1,37)	1:A:104:ARG:HB3	2:B:99:HIS:CB	15	1.98
(1,37)	1:A:104:ARG:HB3	2:B:99:HIS:CD2	15	1.98
(1,37)	1:A:104:ARG:HB3	2:B:99:HIS:CE1	15	1.98
(1,37)	1:A:104:ARG:HB3	2:B:99:HIS:CG	15	1.98
(1,37)	1:A:104:ARG:HB3	2:B:99:HIS:H	15	1.98
(1,37)	1:A:104:ARG:HB3	2:B:99:HIS:HA	15	1.98
(1,37)	1:A:104:ARG:HB3	2:B:99:HIS:HB2	15	1.98
(1,37)	1:A:104:ARG:HB3	2:B:99:HIS:HB3	15	1.98
(1,37)	1:A:104:ARG:HB3	2:B:99:HIS:HD1	15	1.98
(1,37)	1:A:104:ARG:HB3	2:B:99:HIS:HD2	15	1.98
(1,37)	1:A:104:ARG:HB3	2:B:99:HIS:HE1	15	1.98
(1,37)	1:A:104:ARG:HB3	2:B:99:HIS:HE2	15	1.98
(1,37)	1:A:104:ARG:HB3	2:B:99:HIS:N	15	1.98
(1,37)	1:A:104:ARG:HB3	2:B:99:HIS:ND1	15	1.98
(1,37)	1:A:104:ARG:HB3	2:B:99:HIS:NE2	15	1.98
(1,37)	1:A:104:ARG:HB3	2:B:99:HIS:O	15	1.98
(1,37)	1:A:104:ARG:HB3	2:B:101:VAL:C	15	1.98
(1,37)	1:A:104:ARG:HB3	2:B:101:VAL:CA	15	1.98
(1,37)	1:A:104:ARG:HB3	2:B:101:VAL:CB	15	1.98
(1,37)	1:A:104:ARG:HB3	2:B:101:VAL:CG1	15	1.98

*Continued on next page...*

*Continued from previous page...*

Key	Atom-1	Atom-2	Model ID	Violation (Å)
(1,37)	1:A:104:ARG:HB3	2:B:101:VAL:CG2	15	1.98
(1,37)	1:A:104:ARG:HB3	2:B:101:VAL:H	15	1.98
(1,37)	1:A:104:ARG:HB3	2:B:101:VAL:HA	15	1.98
(1,37)	1:A:104:ARG:HB3	2:B:101:VAL:HB	15	1.98
(1,37)	1:A:104:ARG:HB3	2:B:101:VAL:HG11	15	1.98
(1,37)	1:A:104:ARG:HB3	2:B:101:VAL:HG12	15	1.98
(1,37)	1:A:104:ARG:HB3	2:B:101:VAL:HG13	15	1.98
(1,37)	1:A:104:ARG:HB3	2:B:101:VAL:HG21	15	1.98
(1,37)	1:A:104:ARG:HB3	2:B:101:VAL:HG22	15	1.98
(1,37)	1:A:104:ARG:HB3	2:B:101:VAL:HG23	15	1.98
(1,37)	1:A:104:ARG:HB3	2:B:101:VAL:N	15	1.98
(1,37)	1:A:104:ARG:HB3	2:B:101:VAL:O	15	1.98
(1,37)	1:A:104:ARG:HD2	2:B:75:ILE:C	15	1.98
(1,37)	1:A:104:ARG:HD2	2:B:75:ILE:CA	15	1.98
(1,37)	1:A:104:ARG:HD2	2:B:75:ILE:CB	15	1.98
(1,37)	1:A:104:ARG:HD2	2:B:75:ILE:CD1	15	1.98
(1,37)	1:A:104:ARG:HD2	2:B:75:ILE:CG1	15	1.98
(1,37)	1:A:104:ARG:HD2	2:B:75:ILE:CG2	15	1.98
(1,37)	1:A:104:ARG:HD2	2:B:75:ILE:H	15	1.98
(1,37)	1:A:104:ARG:HD2	2:B:75:ILE:HA	15	1.98
(1,37)	1:A:104:ARG:HD2	2:B:75:ILE:HB	15	1.98
(1,37)	1:A:104:ARG:HD2	2:B:75:ILE:HD11	15	1.98
(1,37)	1:A:104:ARG:HD2	2:B:75:ILE:HD12	15	1.98
(1,37)	1:A:104:ARG:HD2	2:B:75:ILE:HD13	15	1.98
(1,37)	1:A:104:ARG:HD2	2:B:75:ILE:HG12	15	1.98
(1,37)	1:A:104:ARG:HD2	2:B:75:ILE:HG13	15	1.98
(1,37)	1:A:104:ARG:HD2	2:B:75:ILE:HG21	15	1.98
(1,37)	1:A:104:ARG:HD2	2:B:75:ILE:HG22	15	1.98
(1,37)	1:A:104:ARG:HD2	2:B:75:ILE:HG23	15	1.98
(1,37)	1:A:104:ARG:HD2	2:B:75:ILE:N	15	1.98
(1,37)	1:A:104:ARG:HD2	2:B:75:ILE:O	15	1.98
(1,37)	1:A:104:ARG:HD2	2:B:77:ALA:C	15	1.98
(1,37)	1:A:104:ARG:HD2	2:B:77:ALA:CA	15	1.98
(1,37)	1:A:104:ARG:HD2	2:B:77:ALA:CB	15	1.98
(1,37)	1:A:104:ARG:HD2	2:B:77:ALA:H	15	1.98
(1,37)	1:A:104:ARG:HD2	2:B:77:ALA:HA	15	1.98
(1,37)	1:A:104:ARG:HD2	2:B:77:ALA:HB1	15	1.98
(1,37)	1:A:104:ARG:HD2	2:B:77:ALA:HB2	15	1.98
(1,37)	1:A:104:ARG:HD2	2:B:77:ALA:HB3	15	1.98
(1,37)	1:A:104:ARG:HD2	2:B:77:ALA:N	15	1.98
(1,37)	1:A:104:ARG:HD2	2:B:77:ALA:O	15	1.98
(1,37)	1:A:104:ARG:HD2	2:B:78:GLY:C	15	1.98

*Continued on next page...*

*Continued from previous page...*

Key	Atom-1	Atom-2	Model ID	Violation (Å)
(1,37)	1:A:104:ARG:HD2	2:B:78:GLY:CA	15	1.98
(1,37)	1:A:104:ARG:HD2	2:B:78:GLY:H	15	1.98
(1,37)	1:A:104:ARG:HD2	2:B:78:GLY:HA2	15	1.98
(1,37)	1:A:104:ARG:HD2	2:B:78:GLY:HA3	15	1.98
(1,37)	1:A:104:ARG:HD2	2:B:78:GLY:N	15	1.98
(1,37)	1:A:104:ARG:HD2	2:B:78:GLY:O	15	1.98
(1,37)	1:A:104:ARG:HD2	2:B:79:LYS:C	15	1.98
(1,37)	1:A:104:ARG:HD2	2:B:79:LYS:CA	15	1.98
(1,37)	1:A:104:ARG:HD2	2:B:79:LYS:CB	15	1.98
(1,37)	1:A:104:ARG:HD2	2:B:79:LYS:CD	15	1.98
(1,37)	1:A:104:ARG:HD2	2:B:79:LYS:CE	15	1.98
(1,37)	1:A:104:ARG:HD2	2:B:79:LYS:CG	15	1.98
(1,37)	1:A:104:ARG:HD2	2:B:79:LYS:H	15	1.98
(1,37)	1:A:104:ARG:HD2	2:B:79:LYS:HA	15	1.98
(1,37)	1:A:104:ARG:HD2	2:B:79:LYS:HB2	15	1.98
(1,37)	1:A:104:ARG:HD2	2:B:79:LYS:HB3	15	1.98
(1,37)	1:A:104:ARG:HD2	2:B:79:LYS:HD2	15	1.98
(1,37)	1:A:104:ARG:HD2	2:B:79:LYS:HD3	15	1.98
(1,37)	1:A:104:ARG:HD2	2:B:79:LYS:HE2	15	1.98
(1,37)	1:A:104:ARG:HD2	2:B:79:LYS:HE3	15	1.98
(1,37)	1:A:104:ARG:HD2	2:B:79:LYS:HG2	15	1.98
(1,37)	1:A:104:ARG:HD2	2:B:79:LYS:HG3	15	1.98
(1,37)	1:A:104:ARG:HD2	2:B:79:LYS:HZ1	15	1.98
(1,37)	1:A:104:ARG:HD2	2:B:79:LYS:HZ2	15	1.98
(1,37)	1:A:104:ARG:HD2	2:B:79:LYS:HZ3	15	1.98
(1,37)	1:A:104:ARG:HD2	2:B:79:LYS:N	15	1.98
(1,37)	1:A:104:ARG:HD2	2:B:79:LYS:NZ	15	1.98
(1,37)	1:A:104:ARG:HD2	2:B:79:LYS:O	15	1.98
(1,37)	1:A:104:ARG:HD2	2:B:80:ILE:C	15	1.98
(1,37)	1:A:104:ARG:HD2	2:B:80:ILE:CA	15	1.98
(1,37)	1:A:104:ARG:HD2	2:B:80:ILE:CB	15	1.98
(1,37)	1:A:104:ARG:HD2	2:B:80:ILE:CD1	15	1.98
(1,37)	1:A:104:ARG:HD2	2:B:80:ILE:CG1	15	1.98
(1,37)	1:A:104:ARG:HD2	2:B:80:ILE:CG2	15	1.98
(1,37)	1:A:104:ARG:HD2	2:B:80:ILE:H	15	1.98
(1,37)	1:A:104:ARG:HD2	2:B:80:ILE:HA	15	1.98
(1,37)	1:A:104:ARG:HD2	2:B:80:ILE:HB	15	1.98
(1,37)	1:A:104:ARG:HD2	2:B:80:ILE:HD11	15	1.98
(1,37)	1:A:104:ARG:HD2	2:B:80:ILE:HD12	15	1.98
(1,37)	1:A:104:ARG:HD2	2:B:80:ILE:HD13	15	1.98
(1,37)	1:A:104:ARG:HD2	2:B:80:ILE:HG12	15	1.98
(1,37)	1:A:104:ARG:HD2	2:B:80:ILE:HG13	15	1.98

*Continued on next page...*

*Continued from previous page...*

Key	Atom-1	Atom-2	Model ID	Violation (Å)
(1,37)	1:A:104:ARG:HD2	2:B:80:ILE:HG21	15	1.98
(1,37)	1:A:104:ARG:HD2	2:B:80:ILE:HG22	15	1.98
(1,37)	1:A:104:ARG:HD2	2:B:80:ILE:HG23	15	1.98
(1,37)	1:A:104:ARG:HD2	2:B:80:ILE:N	15	1.98
(1,37)	1:A:104:ARG:HD2	2:B:80:ILE:O	15	1.98
(1,37)	1:A:104:ARG:HD2	2:B:84:GLN:C	15	1.98
(1,37)	1:A:104:ARG:HD2	2:B:84:GLN:CA	15	1.98
(1,37)	1:A:104:ARG:HD2	2:B:84:GLN:CB	15	1.98
(1,37)	1:A:104:ARG:HD2	2:B:84:GLN:CD	15	1.98
(1,37)	1:A:104:ARG:HD2	2:B:84:GLN:CG	15	1.98
(1,37)	1:A:104:ARG:HD2	2:B:84:GLN:H	15	1.98
(1,37)	1:A:104:ARG:HD2	2:B:84:GLN:HA	15	1.98
(1,37)	1:A:104:ARG:HD2	2:B:84:GLN:HB2	15	1.98
(1,37)	1:A:104:ARG:HD2	2:B:84:GLN:HB3	15	1.98
(1,37)	1:A:104:ARG:HD2	2:B:84:GLN:HE21	15	1.98
(1,37)	1:A:104:ARG:HD2	2:B:84:GLN:HE22	15	1.98
(1,37)	1:A:104:ARG:HD2	2:B:84:GLN:HG2	15	1.98
(1,37)	1:A:104:ARG:HD2	2:B:84:GLN:HG3	15	1.98
(1,37)	1:A:104:ARG:HD2	2:B:84:GLN:N	15	1.98
(1,37)	1:A:104:ARG:HD2	2:B:84:GLN:NE2	15	1.98
(1,37)	1:A:104:ARG:HD2	2:B:84:GLN:O	15	1.98
(1,37)	1:A:104:ARG:HD2	2:B:84:GLN:OE1	15	1.98
(1,37)	1:A:104:ARG:HD2	2:B:97:THR:C	15	1.98
(1,37)	1:A:104:ARG:HD2	2:B:97:THR:CA	15	1.98
(1,37)	1:A:104:ARG:HD2	2:B:97:THR:CB	15	1.98
(1,37)	1:A:104:ARG:HD2	2:B:97:THR:CG2	15	1.98
(1,37)	1:A:104:ARG:HD2	2:B:97:THR:H	15	1.98
(1,37)	1:A:104:ARG:HD2	2:B:97:THR:HA	15	1.98
(1,37)	1:A:104:ARG:HD2	2:B:97:THR:HB	15	1.98
(1,37)	1:A:104:ARG:HD2	2:B:97:THR:HG1	15	1.98
(1,37)	1:A:104:ARG:HD2	2:B:97:THR:HG21	15	1.98
(1,37)	1:A:104:ARG:HD2	2:B:97:THR:HG22	15	1.98
(1,37)	1:A:104:ARG:HD2	2:B:97:THR:HG23	15	1.98
(1,37)	1:A:104:ARG:HD2	2:B:97:THR:N	15	1.98
(1,37)	1:A:104:ARG:HD2	2:B:97:THR:O	15	1.98
(1,37)	1:A:104:ARG:HD2	2:B:97:THR:OG1	15	1.98
(1,37)	1:A:104:ARG:HD2	2:B:99:HIS:C	15	1.98
(1,37)	1:A:104:ARG:HD2	2:B:99:HIS:CA	15	1.98
(1,37)	1:A:104:ARG:HD2	2:B:99:HIS:CB	15	1.98
(1,37)	1:A:104:ARG:HD2	2:B:99:HIS:CD2	15	1.98
(1,37)	1:A:104:ARG:HD2	2:B:99:HIS:CE1	15	1.98
(1,37)	1:A:104:ARG:HD2	2:B:99:HIS:CG	15	1.98

*Continued on next page...*

*Continued from previous page...*

Key	Atom-1	Atom-2	Model ID	Violation (Å)
(1,37)	1:A:104:ARG:HD2	2:B:99:HIS:H	15	1.98
(1,37)	1:A:104:ARG:HD2	2:B:99:HIS:HA	15	1.98
(1,37)	1:A:104:ARG:HD2	2:B:99:HIS:HB2	15	1.98
(1,37)	1:A:104:ARG:HD2	2:B:99:HIS:HB3	15	1.98
(1,37)	1:A:104:ARG:HD2	2:B:99:HIS:HD1	15	1.98
(1,37)	1:A:104:ARG:HD2	2:B:99:HIS:HD2	15	1.98
(1,37)	1:A:104:ARG:HD2	2:B:99:HIS:HE1	15	1.98
(1,37)	1:A:104:ARG:HD2	2:B:99:HIS:HE2	15	1.98
(1,37)	1:A:104:ARG:HD2	2:B:99:HIS:N	15	1.98
(1,37)	1:A:104:ARG:HD2	2:B:99:HIS:ND1	15	1.98
(1,37)	1:A:104:ARG:HD2	2:B:99:HIS:NE2	15	1.98
(1,37)	1:A:104:ARG:HD2	2:B:99:HIS:O	15	1.98
(1,37)	1:A:104:ARG:HD2	2:B:101:VAL:C	15	1.98
(1,37)	1:A:104:ARG:HD2	2:B:101:VAL:CA	15	1.98
(1,37)	1:A:104:ARG:HD2	2:B:101:VAL:CB	15	1.98
(1,37)	1:A:104:ARG:HD2	2:B:101:VAL:CG1	15	1.98
(1,37)	1:A:104:ARG:HD2	2:B:101:VAL:CG2	15	1.98
(1,37)	1:A:104:ARG:HD2	2:B:101:VAL:H	15	1.98
(1,37)	1:A:104:ARG:HD2	2:B:101:VAL:HA	15	1.98
(1,37)	1:A:104:ARG:HD2	2:B:101:VAL:HB	15	1.98
(1,37)	1:A:104:ARG:HD2	2:B:101:VAL:HG11	15	1.98
(1,37)	1:A:104:ARG:HD2	2:B:101:VAL:HG12	15	1.98
(1,37)	1:A:104:ARG:HD2	2:B:101:VAL:HG13	15	1.98
(1,37)	1:A:104:ARG:HD2	2:B:101:VAL:HG21	15	1.98
(1,37)	1:A:104:ARG:HD2	2:B:101:VAL:HG22	15	1.98
(1,37)	1:A:104:ARG:HD2	2:B:101:VAL:HG23	15	1.98
(1,37)	1:A:104:ARG:HD2	2:B:101:VAL:N	15	1.98
(1,37)	1:A:104:ARG:HD2	2:B:101:VAL:O	15	1.98
(1,37)	1:A:104:ARG:HD3	2:B:75:ILE:C	15	1.98
(1,37)	1:A:104:ARG:HD3	2:B:75:ILE:CA	15	1.98
(1,37)	1:A:104:ARG:HD3	2:B:75:ILE:CB	15	1.98
(1,37)	1:A:104:ARG:HD3	2:B:75:ILE:CD1	15	1.98
(1,37)	1:A:104:ARG:HD3	2:B:75:ILE:CG1	15	1.98
(1,37)	1:A:104:ARG:HD3	2:B:75:ILE:CG2	15	1.98
(1,37)	1:A:104:ARG:HD3	2:B:75:ILE:H	15	1.98
(1,37)	1:A:104:ARG:HD3	2:B:75:ILE:HA	15	1.98
(1,37)	1:A:104:ARG:HD3	2:B:75:ILE:HB	15	1.98
(1,37)	1:A:104:ARG:HD3	2:B:75:ILE:HD11	15	1.98
(1,37)	1:A:104:ARG:HD3	2:B:75:ILE:HD12	15	1.98
(1,37)	1:A:104:ARG:HD3	2:B:75:ILE:HD13	15	1.98
(1,37)	1:A:104:ARG:HD3	2:B:75:ILE:HG12	15	1.98
(1,37)	1:A:104:ARG:HD3	2:B:75:ILE:HG13	15	1.98

*Continued on next page...*

*Continued from previous page...*

Key	Atom-1	Atom-2	Model ID	Violation (Å)
(1,37)	1:A:104:ARG:HD3	2:B:75:ILE:HG21	15	1.98
(1,37)	1:A:104:ARG:HD3	2:B:75:ILE:HG22	15	1.98
(1,37)	1:A:104:ARG:HD3	2:B:75:ILE:HG23	15	1.98
(1,37)	1:A:104:ARG:HD3	2:B:75:ILE:N	15	1.98
(1,37)	1:A:104:ARG:HD3	2:B:75:ILE:O	15	1.98
(1,37)	1:A:104:ARG:HD3	2:B:77:ALA:C	15	1.98
(1,37)	1:A:104:ARG:HD3	2:B:77:ALA:CA	15	1.98
(1,37)	1:A:104:ARG:HD3	2:B:77:ALA:CB	15	1.98
(1,37)	1:A:104:ARG:HD3	2:B:77:ALA:H	15	1.98
(1,37)	1:A:104:ARG:HD3	2:B:77:ALA:HA	15	1.98
(1,37)	1:A:104:ARG:HD3	2:B:77:ALA:HB1	15	1.98
(1,37)	1:A:104:ARG:HD3	2:B:77:ALA:HB2	15	1.98
(1,37)	1:A:104:ARG:HD3	2:B:77:ALA:HB3	15	1.98
(1,37)	1:A:104:ARG:HD3	2:B:77:ALA:N	15	1.98
(1,37)	1:A:104:ARG:HD3	2:B:77:ALA:O	15	1.98
(1,37)	1:A:104:ARG:HD3	2:B:78:GLY:C	15	1.98
(1,37)	1:A:104:ARG:HD3	2:B:78:GLY:CA	15	1.98
(1,37)	1:A:104:ARG:HD3	2:B:78:GLY:H	15	1.98
(1,37)	1:A:104:ARG:HD3	2:B:78:GLY:HA2	15	1.98
(1,37)	1:A:104:ARG:HD3	2:B:78:GLY:HA3	15	1.98
(1,37)	1:A:104:ARG:HD3	2:B:78:GLY:N	15	1.98
(1,37)	1:A:104:ARG:HD3	2:B:78:GLY:O	15	1.98
(1,37)	1:A:104:ARG:HD3	2:B:79:LYS:C	15	1.98
(1,37)	1:A:104:ARG:HD3	2:B:79:LYS:CA	15	1.98
(1,37)	1:A:104:ARG:HD3	2:B:79:LYS:CB	15	1.98
(1,37)	1:A:104:ARG:HD3	2:B:79:LYS:CD	15	1.98
(1,37)	1:A:104:ARG:HD3	2:B:79:LYS:CE	15	1.98
(1,37)	1:A:104:ARG:HD3	2:B:79:LYS:CG	15	1.98
(1,37)	1:A:104:ARG:HD3	2:B:79:LYS:H	15	1.98
(1,37)	1:A:104:ARG:HD3	2:B:79:LYS:HA	15	1.98
(1,37)	1:A:104:ARG:HD3	2:B:79:LYS:HB2	15	1.98
(1,37)	1:A:104:ARG:HD3	2:B:79:LYS:HB3	15	1.98
(1,37)	1:A:104:ARG:HD3	2:B:79:LYS:HD2	15	1.98
(1,37)	1:A:104:ARG:HD3	2:B:79:LYS:HD3	15	1.98
(1,37)	1:A:104:ARG:HD3	2:B:79:LYS:HE2	15	1.98
(1,37)	1:A:104:ARG:HD3	2:B:79:LYS:HE3	15	1.98
(1,37)	1:A:104:ARG:HD3	2:B:79:LYS:HG2	15	1.98
(1,37)	1:A:104:ARG:HD3	2:B:79:LYS:HG3	15	1.98
(1,37)	1:A:104:ARG:HD3	2:B:79:LYS:HZ1	15	1.98
(1,37)	1:A:104:ARG:HD3	2:B:79:LYS:HZ2	15	1.98
(1,37)	1:A:104:ARG:HD3	2:B:79:LYS:HZ3	15	1.98
(1,37)	1:A:104:ARG:HD3	2:B:79:LYS:N	15	1.98

*Continued on next page...*



*Continued from previous page...*

Key	Atom-1	Atom-2	Model ID	Violation (Å)
(1,37)	1:A:104:ARG:HD3	2:B:79:LYS:NZ	15	1.98
(1,37)	1:A:104:ARG:HD3	2:B:79:LYS:O	15	1.98
(1,37)	1:A:104:ARG:HD3	2:B:80:ILE:C	15	1.98
(1,37)	1:A:104:ARG:HD3	2:B:80:ILE:CA	15	1.98
(1,37)	1:A:104:ARG:HD3	2:B:80:ILE:CB	15	1.98
(1,37)	1:A:104:ARG:HD3	2:B:80:ILE:CD1	15	1.98
(1,37)	1:A:104:ARG:HD3	2:B:80:ILE:CG1	15	1.98
(1,37)	1:A:104:ARG:HD3	2:B:80:ILE:CG2	15	1.98
(1,37)	1:A:104:ARG:HD3	2:B:80:ILE:H	15	1.98
(1,37)	1:A:104:ARG:HD3	2:B:80:ILE:HA	15	1.98
(1,37)	1:A:104:ARG:HD3	2:B:80:ILE:HB	15	1.98
(1,37)	1:A:104:ARG:HD3	2:B:80:ILE:HD11	15	1.98
(1,37)	1:A:104:ARG:HD3	2:B:80:ILE:HD12	15	1.98
(1,37)	1:A:104:ARG:HD3	2:B:80:ILE:HD13	15	1.98
(1,37)	1:A:104:ARG:HD3	2:B:80:ILE:HG12	15	1.98
(1,37)	1:A:104:ARG:HD3	2:B:80:ILE:HG13	15	1.98
(1,37)	1:A:104:ARG:HD3	2:B:80:ILE:HG21	15	1.98
(1,37)	1:A:104:ARG:HD3	2:B:80:ILE:HG22	15	1.98
(1,37)	1:A:104:ARG:HD3	2:B:80:ILE:HG23	15	1.98
(1,37)	1:A:104:ARG:HD3	2:B:80:ILE:N	15	1.98
(1,37)	1:A:104:ARG:HD3	2:B:80:ILE:O	15	1.98
(1,37)	1:A:104:ARG:HD3	2:B:84:GLN:C	15	1.98
(1,37)	1:A:104:ARG:HD3	2:B:84:GLN:CA	15	1.98
(1,37)	1:A:104:ARG:HD3	2:B:84:GLN:CB	15	1.98
(1,37)	1:A:104:ARG:HD3	2:B:84:GLN:CD	15	1.98
(1,37)	1:A:104:ARG:HD3	2:B:84:GLN:CG	15	1.98
(1,37)	1:A:104:ARG:HD3	2:B:84:GLN:H	15	1.98
(1,37)	1:A:104:ARG:HD3	2:B:84:GLN:HA	15	1.98
(1,37)	1:A:104:ARG:HD3	2:B:84:GLN:HB2	15	1.98
(1,37)	1:A:104:ARG:HD3	2:B:84:GLN:HB3	15	1.98
(1,37)	1:A:104:ARG:HD3	2:B:84:GLN:HE21	15	1.98
(1,37)	1:A:104:ARG:HD3	2:B:84:GLN:HE22	15	1.98
(1,37)	1:A:104:ARG:HD3	2:B:84:GLN:HG2	15	1.98
(1,37)	1:A:104:ARG:HD3	2:B:84:GLN:HG3	15	1.98
(1,37)	1:A:104:ARG:HD3	2:B:84:GLN:N	15	1.98
(1,37)	1:A:104:ARG:HD3	2:B:84:GLN:NE2	15	1.98
(1,37)	1:A:104:ARG:HD3	2:B:84:GLN:O	15	1.98
(1,37)	1:A:104:ARG:HD3	2:B:84:GLN:OE1	15	1.98
(1,37)	1:A:104:ARG:HD3	2:B:97:THR:C	15	1.98
(1,37)	1:A:104:ARG:HD3	2:B:97:THR:CA	15	1.98
(1,37)	1:A:104:ARG:HD3	2:B:97:THR:CB	15	1.98
(1,37)	1:A:104:ARG:HD3	2:B:97:THR:CG2	15	1.98

*Continued on next page...*

*Continued from previous page...*

Key	Atom-1	Atom-2	Model ID	Violation (Å)
(1,37)	1:A:104:ARG:HD3	2:B:97:THR:H	15	1.98
(1,37)	1:A:104:ARG:HD3	2:B:97:THR:HA	15	1.98
(1,37)	1:A:104:ARG:HD3	2:B:97:THR:HB	15	1.98
(1,37)	1:A:104:ARG:HD3	2:B:97:THR:HG1	15	1.98
(1,37)	1:A:104:ARG:HD3	2:B:97:THR:HG21	15	1.98
(1,37)	1:A:104:ARG:HD3	2:B:97:THR:HG22	15	1.98
(1,37)	1:A:104:ARG:HD3	2:B:97:THR:HG23	15	1.98
(1,37)	1:A:104:ARG:HD3	2:B:97:THR:N	15	1.98
(1,37)	1:A:104:ARG:HD3	2:B:97:THR:O	15	1.98
(1,37)	1:A:104:ARG:HD3	2:B:97:THR:OG1	15	1.98
(1,37)	1:A:104:ARG:HD3	2:B:99:HIS:C	15	1.98
(1,37)	1:A:104:ARG:HD3	2:B:99:HIS:CA	15	1.98
(1,37)	1:A:104:ARG:HD3	2:B:99:HIS:CB	15	1.98
(1,37)	1:A:104:ARG:HD3	2:B:99:HIS:CD2	15	1.98
(1,37)	1:A:104:ARG:HD3	2:B:99:HIS:CE1	15	1.98
(1,37)	1:A:104:ARG:HD3	2:B:99:HIS:CG	15	1.98
(1,37)	1:A:104:ARG:HD3	2:B:99:HIS:H	15	1.98
(1,37)	1:A:104:ARG:HD3	2:B:99:HIS:HA	15	1.98
(1,37)	1:A:104:ARG:HD3	2:B:99:HIS:HB2	15	1.98
(1,37)	1:A:104:ARG:HD3	2:B:99:HIS:HB3	15	1.98
(1,37)	1:A:104:ARG:HD3	2:B:99:HIS:HD1	15	1.98
(1,37)	1:A:104:ARG:HD3	2:B:99:HIS:HD2	15	1.98
(1,37)	1:A:104:ARG:HD3	2:B:99:HIS:HE1	15	1.98
(1,37)	1:A:104:ARG:HD3	2:B:99:HIS:HE2	15	1.98
(1,37)	1:A:104:ARG:HD3	2:B:99:HIS:N	15	1.98
(1,37)	1:A:104:ARG:HD3	2:B:99:HIS:ND1	15	1.98
(1,37)	1:A:104:ARG:HD3	2:B:99:HIS:NE2	15	1.98
(1,37)	1:A:104:ARG:HD3	2:B:99:HIS:O	15	1.98
(1,37)	1:A:104:ARG:HD3	2:B:101:VAL:C	15	1.98
(1,37)	1:A:104:ARG:HD3	2:B:101:VAL:CA	15	1.98
(1,37)	1:A:104:ARG:HD3	2:B:101:VAL:CB	15	1.98
(1,37)	1:A:104:ARG:HD3	2:B:101:VAL:CG1	15	1.98
(1,37)	1:A:104:ARG:HD3	2:B:101:VAL:CG2	15	1.98
(1,37)	1:A:104:ARG:HD3	2:B:101:VAL:H	15	1.98
(1,37)	1:A:104:ARG:HD3	2:B:101:VAL:HA	15	1.98
(1,37)	1:A:104:ARG:HD3	2:B:101:VAL:HB	15	1.98
(1,37)	1:A:104:ARG:HD3	2:B:101:VAL:HG11	15	1.98
(1,37)	1:A:104:ARG:HD3	2:B:101:VAL:HG12	15	1.98
(1,37)	1:A:104:ARG:HD3	2:B:101:VAL:HG13	15	1.98
(1,37)	1:A:104:ARG:HD3	2:B:101:VAL:HG21	15	1.98
(1,37)	1:A:104:ARG:HD3	2:B:101:VAL:HG22	15	1.98
(1,37)	1:A:104:ARG:HD3	2:B:101:VAL:HG23	15	1.98

*Continued on next page...*

*Continued from previous page...*

Key	Atom-1	Atom-2	Model ID	Violation (Å)
(1,37)	1:A:104:ARG:HD3	2:B:101:VAL:N	15	1.98
(1,37)	1:A:104:ARG:HD3	2:B:101:VAL:O	15	1.98
(1,37)	1:A:104:ARG:HE	2:B:75:ILE:C	15	1.98
(1,37)	1:A:104:ARG:HE	2:B:75:ILE:CA	15	1.98
(1,37)	1:A:104:ARG:HE	2:B:75:ILE:CB	15	1.98
(1,37)	1:A:104:ARG:HE	2:B:75:ILE:CD1	15	1.98
(1,37)	1:A:104:ARG:HE	2:B:75:ILE:CG1	15	1.98
(1,37)	1:A:104:ARG:HE	2:B:75:ILE:CG2	15	1.98
(1,37)	1:A:104:ARG:HE	2:B:75:ILE:H	15	1.98
(1,37)	1:A:104:ARG:HE	2:B:75:ILE:HA	15	1.98
(1,37)	1:A:104:ARG:HE	2:B:75:ILE:HB	15	1.98
(1,37)	1:A:104:ARG:HE	2:B:75:ILE:HD11	15	1.98
(1,37)	1:A:104:ARG:HE	2:B:75:ILE:HD12	15	1.98
(1,37)	1:A:104:ARG:HE	2:B:75:ILE:HD13	15	1.98
(1,37)	1:A:104:ARG:HE	2:B:75:ILE:HG12	15	1.98
(1,37)	1:A:104:ARG:HE	2:B:75:ILE:HG13	15	1.98
(1,37)	1:A:104:ARG:HE	2:B:75:ILE:HG21	15	1.98
(1,37)	1:A:104:ARG:HE	2:B:75:ILE:HG22	15	1.98
(1,37)	1:A:104:ARG:HE	2:B:75:ILE:HG23	15	1.98
(1,37)	1:A:104:ARG:HE	2:B:75:ILE:N	15	1.98
(1,37)	1:A:104:ARG:HE	2:B:75:ILE:O	15	1.98
(1,37)	1:A:104:ARG:HE	2:B:77:ALA:C	15	1.98
(1,37)	1:A:104:ARG:HE	2:B:77:ALA:CA	15	1.98
(1,37)	1:A:104:ARG:HE	2:B:77:ALA:CB	15	1.98
(1,37)	1:A:104:ARG:HE	2:B:77:ALA:H	15	1.98
(1,37)	1:A:104:ARG:HE	2:B:77:ALA:HA	15	1.98
(1,37)	1:A:104:ARG:HE	2:B:77:ALA:HB1	15	1.98
(1,37)	1:A:104:ARG:HE	2:B:77:ALA:HB2	15	1.98
(1,37)	1:A:104:ARG:HE	2:B:77:ALA:HB3	15	1.98
(1,37)	1:A:104:ARG:HE	2:B:77:ALA:N	15	1.98
(1,37)	1:A:104:ARG:HE	2:B:77:ALA:O	15	1.98
(1,37)	1:A:104:ARG:HE	2:B:78:GLY:C	15	1.98
(1,37)	1:A:104:ARG:HE	2:B:78:GLY:CA	15	1.98
(1,37)	1:A:104:ARG:HE	2:B:78:GLY:H	15	1.98
(1,37)	1:A:104:ARG:HE	2:B:78:GLY:HA2	15	1.98
(1,37)	1:A:104:ARG:HE	2:B:78:GLY:HA3	15	1.98
(1,37)	1:A:104:ARG:HE	2:B:78:GLY:N	15	1.98
(1,37)	1:A:104:ARG:HE	2:B:78:GLY:O	15	1.98
(1,37)	1:A:104:ARG:HE	2:B:79:LYS:C	15	1.98
(1,37)	1:A:104:ARG:HE	2:B:79:LYS:CA	15	1.98
(1,37)	1:A:104:ARG:HE	2:B:79:LYS:CB	15	1.98
(1,37)	1:A:104:ARG:HE	2:B:79:LYS:CD	15	1.98

*Continued on next page...*

Continued from previous page...

Key	Atom-1	Atom-2	Model ID	Violation (Å)
(1,37)	1:A:104:ARG:HE	2:B:79:LYS:CE	15	1.98
(1,37)	1:A:104:ARG:HE	2:B:79:LYS:CG	15	1.98
(1,37)	1:A:104:ARG:HE	2:B:79:LYS:H	15	1.98
(1,37)	1:A:104:ARG:HE	2:B:79:LYS:HA	15	1.98
(1,37)	1:A:104:ARG:HE	2:B:79:LYS:HB2	15	1.98
(1,37)	1:A:104:ARG:HE	2:B:79:LYS:HB3	15	1.98
(1,37)	1:A:104:ARG:HE	2:B:79:LYS:HD2	15	1.98
(1,37)	1:A:104:ARG:HE	2:B:79:LYS:HD3	15	1.98
(1,37)	1:A:104:ARG:HE	2:B:79:LYS:HE2	15	1.98
(1,37)	1:A:104:ARG:HE	2:B:79:LYS:HE3	15	1.98
(1,37)	1:A:104:ARG:HE	2:B:79:LYS:HG2	15	1.98
(1,37)	1:A:104:ARG:HE	2:B:79:LYS:HG3	15	1.98
(1,37)	1:A:104:ARG:HE	2:B:79:LYS:HZ1	15	1.98
(1,37)	1:A:104:ARG:HE	2:B:79:LYS:HZ2	15	1.98
(1,37)	1:A:104:ARG:HE	2:B:79:LYS:HZ3	15	1.98
(1,37)	1:A:104:ARG:HE	2:B:79:LYS:N	15	1.98
(1,37)	1:A:104:ARG:HE	2:B:79:LYS:NZ	15	1.98
(1,37)	1:A:104:ARG:HE	2:B:79:LYS:O	15	1.98
(1,37)	1:A:104:ARG:HE	2:B:80:ILE:C	15	1.98
(1,37)	1:A:104:ARG:HE	2:B:80:ILE:CA	15	1.98
(1,37)	1:A:104:ARG:HE	2:B:80:ILE:CB	15	1.98
(1,37)	1:A:104:ARG:HE	2:B:80:ILE:CD1	15	1.98
(1,37)	1:A:104:ARG:HE	2:B:80:ILE:CG1	15	1.98
(1,37)	1:A:104:ARG:HE	2:B:80:ILE:CG2	15	1.98
(1,37)	1:A:104:ARG:HE	2:B:80:ILE:H	15	1.98
(1,37)	1:A:104:ARG:HE	2:B:80:ILE:HA	15	1.98
(1,37)	1:A:104:ARG:HE	2:B:80:ILE:HB	15	1.98
(1,37)	1:A:104:ARG:HE	2:B:80:ILE:HD11	15	1.98
(1,37)	1:A:104:ARG:HE	2:B:80:ILE:HD12	15	1.98
(1,37)	1:A:104:ARG:HE	2:B:80:ILE:HD13	15	1.98
(1,37)	1:A:104:ARG:HE	2:B:80:ILE:HG12	15	1.98
(1,37)	1:A:104:ARG:HE	2:B:80:ILE:HG13	15	1.98
(1,37)	1:A:104:ARG:HE	2:B:80:ILE:HG21	15	1.98
(1,37)	1:A:104:ARG:HE	2:B:80:ILE:HG22	15	1.98
(1,37)	1:A:104:ARG:HE	2:B:80:ILE:HG23	15	1.98
(1,37)	1:A:104:ARG:HE	2:B:80:ILE:N	15	1.98
(1,37)	1:A:104:ARG:HE	2:B:80:ILE:O	15	1.98
(1,37)	1:A:104:ARG:HE	2:B:84:GLN:C	15	1.98
(1,37)	1:A:104:ARG:HE	2:B:84:GLN:CA	15	1.98
(1,37)	1:A:104:ARG:HE	2:B:84:GLN:CB	15	1.98
(1,37)	1:A:104:ARG:HE	2:B:84:GLN:CD	15	1.98
(1,37)	1:A:104:ARG:HE	2:B:84:GLN:CG	15	1.98

Continued on next page...

*Continued from previous page...*

Key	Atom-1	Atom-2	Model ID	Violation (Å)
(1,37)	1:A:104:ARG:HE	2:B:84:GLN:H	15	1.98
(1,37)	1:A:104:ARG:HE	2:B:84:GLN:HA	15	1.98
(1,37)	1:A:104:ARG:HE	2:B:84:GLN:HB2	15	1.98
(1,37)	1:A:104:ARG:HE	2:B:84:GLN:HB3	15	1.98
(1,37)	1:A:104:ARG:HE	2:B:84:GLN:HE21	15	1.98
(1,37)	1:A:104:ARG:HE	2:B:84:GLN:HE22	15	1.98
(1,37)	1:A:104:ARG:HE	2:B:84:GLN:HG2	15	1.98
(1,37)	1:A:104:ARG:HE	2:B:84:GLN:HG3	15	1.98
(1,37)	1:A:104:ARG:HE	2:B:84:GLN:N	15	1.98
(1,37)	1:A:104:ARG:HE	2:B:84:GLN:NE2	15	1.98
(1,37)	1:A:104:ARG:HE	2:B:84:GLN:O	15	1.98
(1,37)	1:A:104:ARG:HE	2:B:84:GLN:OE1	15	1.98
(1,37)	1:A:104:ARG:HE	2:B:97:THR:C	15	1.98
(1,37)	1:A:104:ARG:HE	2:B:97:THR:CA	15	1.98
(1,37)	1:A:104:ARG:HE	2:B:97:THR:CB	15	1.98
(1,37)	1:A:104:ARG:HE	2:B:97:THR:CG2	15	1.98
(1,37)	1:A:104:ARG:HE	2:B:97:THR:H	15	1.98
(1,37)	1:A:104:ARG:HE	2:B:97:THR:HA	15	1.98
(1,37)	1:A:104:ARG:HE	2:B:97:THR:HB	15	1.98
(1,37)	1:A:104:ARG:HE	2:B:97:THR:HG1	15	1.98
(1,37)	1:A:104:ARG:HE	2:B:97:THR:HG21	15	1.98
(1,37)	1:A:104:ARG:HE	2:B:97:THR:HG22	15	1.98
(1,37)	1:A:104:ARG:HE	2:B:97:THR:HG23	15	1.98
(1,37)	1:A:104:ARG:HE	2:B:97:THR:N	15	1.98
(1,37)	1:A:104:ARG:HE	2:B:97:THR:O	15	1.98
(1,37)	1:A:104:ARG:HE	2:B:97:THR:OG1	15	1.98
(1,37)	1:A:104:ARG:HE	2:B:99:HIS:C	15	1.98
(1,37)	1:A:104:ARG:HE	2:B:99:HIS:CA	15	1.98
(1,37)	1:A:104:ARG:HE	2:B:99:HIS:CB	15	1.98
(1,37)	1:A:104:ARG:HE	2:B:99:HIS:CD2	15	1.98
(1,37)	1:A:104:ARG:HE	2:B:99:HIS:CE1	15	1.98
(1,37)	1:A:104:ARG:HE	2:B:99:HIS:CG	15	1.98
(1,37)	1:A:104:ARG:HE	2:B:99:HIS:H	15	1.98
(1,37)	1:A:104:ARG:HE	2:B:99:HIS:HA	15	1.98
(1,37)	1:A:104:ARG:HE	2:B:99:HIS:HB2	15	1.98
(1,37)	1:A:104:ARG:HE	2:B:99:HIS:HB3	15	1.98
(1,37)	1:A:104:ARG:HE	2:B:99:HIS:HD1	15	1.98
(1,37)	1:A:104:ARG:HE	2:B:99:HIS:HD2	15	1.98
(1,37)	1:A:104:ARG:HE	2:B:99:HIS:HE1	15	1.98
(1,37)	1:A:104:ARG:HE	2:B:99:HIS:HE2	15	1.98
(1,37)	1:A:104:ARG:HE	2:B:99:HIS:N	15	1.98
(1,37)	1:A:104:ARG:HE	2:B:99:HIS:ND1	15	1.98

*Continued on next page...*

*Continued from previous page...*

Key	Atom-1	Atom-2	Model ID	Violation (Å)
(1,37)	1:A:104:ARG:HE	2:B:99:HIS:NE2	15	1.98
(1,37)	1:A:104:ARG:HE	2:B:99:HIS:O	15	1.98
(1,37)	1:A:104:ARG:HE	2:B:101:VAL:C	15	1.98
(1,37)	1:A:104:ARG:HE	2:B:101:VAL:CA	15	1.98
(1,37)	1:A:104:ARG:HE	2:B:101:VAL:CB	15	1.98
(1,37)	1:A:104:ARG:HE	2:B:101:VAL:CG1	15	1.98
(1,37)	1:A:104:ARG:HE	2:B:101:VAL:CG2	15	1.98
(1,37)	1:A:104:ARG:HE	2:B:101:VAL:H	15	1.98
(1,37)	1:A:104:ARG:HE	2:B:101:VAL:HA	15	1.98
(1,37)	1:A:104:ARG:HE	2:B:101:VAL:HB	15	1.98
(1,37)	1:A:104:ARG:HE	2:B:101:VAL:HG11	15	1.98
(1,37)	1:A:104:ARG:HE	2:B:101:VAL:HG12	15	1.98
(1,37)	1:A:104:ARG:HE	2:B:101:VAL:HG13	15	1.98
(1,37)	1:A:104:ARG:HE	2:B:101:VAL:HG21	15	1.98
(1,37)	1:A:104:ARG:HE	2:B:101:VAL:HG22	15	1.98
(1,37)	1:A:104:ARG:HE	2:B:101:VAL:HG23	15	1.98
(1,37)	1:A:104:ARG:HE	2:B:101:VAL:N	15	1.98
(1,37)	1:A:104:ARG:HE	2:B:101:VAL:O	15	1.98
(1,37)	1:A:104:ARG:HG2	2:B:75:ILE:C	15	1.98
(1,37)	1:A:104:ARG:HG2	2:B:75:ILE:CA	15	1.98
(1,37)	1:A:104:ARG:HG2	2:B:75:ILE:CB	15	1.98
(1,37)	1:A:104:ARG:HG2	2:B:75:ILE:CD1	15	1.98
(1,37)	1:A:104:ARG:HG2	2:B:75:ILE:CG1	15	1.98
(1,37)	1:A:104:ARG:HG2	2:B:75:ILE:CG2	15	1.98
(1,37)	1:A:104:ARG:HG2	2:B:75:ILE:H	15	1.98
(1,37)	1:A:104:ARG:HG2	2:B:75:ILE:HA	15	1.98
(1,37)	1:A:104:ARG:HG2	2:B:75:ILE:HB	15	1.98
(1,37)	1:A:104:ARG:HG2	2:B:75:ILE:HD11	15	1.98
(1,37)	1:A:104:ARG:HG2	2:B:75:ILE:HD12	15	1.98
(1,37)	1:A:104:ARG:HG2	2:B:75:ILE:HD13	15	1.98
(1,37)	1:A:104:ARG:HG2	2:B:75:ILE:HG12	15	1.98
(1,37)	1:A:104:ARG:HG2	2:B:75:ILE:HG13	15	1.98
(1,37)	1:A:104:ARG:HG2	2:B:75:ILE:HG21	15	1.98
(1,37)	1:A:104:ARG:HG2	2:B:75:ILE:HG22	15	1.98
(1,37)	1:A:104:ARG:HG2	2:B:75:ILE:HG23	15	1.98
(1,37)	1:A:104:ARG:HG2	2:B:75:ILE:N	15	1.98
(1,37)	1:A:104:ARG:HG2	2:B:75:ILE:O	15	1.98
(1,37)	1:A:104:ARG:HG2	2:B:77:ALA:C	15	1.98
(1,37)	1:A:104:ARG:HG2	2:B:77:ALA:CA	15	1.98
(1,37)	1:A:104:ARG:HG2	2:B:77:ALA:CB	15	1.98
(1,37)	1:A:104:ARG:HG2	2:B:77:ALA:H	15	1.98
(1,37)	1:A:104:ARG:HG2	2:B:77:ALA:HA	15	1.98

*Continued on next page...*

*Continued from previous page...*

Key	Atom-1	Atom-2	Model ID	Violation (Å)
(1,37)	1:A:104:ARG:HG2	2:B:77:ALA:HB1	15	1.98
(1,37)	1:A:104:ARG:HG2	2:B:77:ALA:HB2	15	1.98
(1,37)	1:A:104:ARG:HG2	2:B:77:ALA:HB3	15	1.98
(1,37)	1:A:104:ARG:HG2	2:B:77:ALA:N	15	1.98
(1,37)	1:A:104:ARG:HG2	2:B:77:ALA:O	15	1.98
(1,37)	1:A:104:ARG:HG2	2:B:78:GLY:C	15	1.98
(1,37)	1:A:104:ARG:HG2	2:B:78:GLY:CA	15	1.98
(1,37)	1:A:104:ARG:HG2	2:B:78:GLY:H	15	1.98
(1,37)	1:A:104:ARG:HG2	2:B:78:GLY:HA2	15	1.98
(1,37)	1:A:104:ARG:HG2	2:B:78:GLY:HA3	15	1.98
(1,37)	1:A:104:ARG:HG2	2:B:78:GLY:N	15	1.98
(1,37)	1:A:104:ARG:HG2	2:B:78:GLY:O	15	1.98
(1,37)	1:A:104:ARG:HG2	2:B:79:LYS:C	15	1.98
(1,37)	1:A:104:ARG:HG2	2:B:79:LYS:CA	15	1.98
(1,37)	1:A:104:ARG:HG2	2:B:79:LYS:CB	15	1.98
(1,37)	1:A:104:ARG:HG2	2:B:79:LYS:CD	15	1.98
(1,37)	1:A:104:ARG:HG2	2:B:79:LYS:CE	15	1.98
(1,37)	1:A:104:ARG:HG2	2:B:79:LYS:CG	15	1.98
(1,37)	1:A:104:ARG:HG2	2:B:79:LYS:H	15	1.98
(1,37)	1:A:104:ARG:HG2	2:B:79:LYS:HA	15	1.98
(1,37)	1:A:104:ARG:HG2	2:B:79:LYS:HB2	15	1.98
(1,37)	1:A:104:ARG:HG2	2:B:79:LYS:HB3	15	1.98
(1,37)	1:A:104:ARG:HG2	2:B:79:LYS:HD2	15	1.98
(1,37)	1:A:104:ARG:HG2	2:B:79:LYS:HD3	15	1.98
(1,37)	1:A:104:ARG:HG2	2:B:79:LYS:HE2	15	1.98
(1,37)	1:A:104:ARG:HG2	2:B:79:LYS:HE3	15	1.98
(1,37)	1:A:104:ARG:HG2	2:B:79:LYS:HG2	15	1.98
(1,37)	1:A:104:ARG:HG2	2:B:79:LYS:HG3	15	1.98
(1,37)	1:A:104:ARG:HG2	2:B:79:LYS:HZ1	15	1.98
(1,37)	1:A:104:ARG:HG2	2:B:79:LYS:HZ2	15	1.98
(1,37)	1:A:104:ARG:HG2	2:B:79:LYS:HZ3	15	1.98
(1,37)	1:A:104:ARG:HG2	2:B:79:LYS:N	15	1.98
(1,37)	1:A:104:ARG:HG2	2:B:79:LYS:NZ	15	1.98
(1,37)	1:A:104:ARG:HG2	2:B:79:LYS:O	15	1.98
(1,37)	1:A:104:ARG:HG2	2:B:80:ILE:C	15	1.98
(1,37)	1:A:104:ARG:HG2	2:B:80:ILE:CA	15	1.98
(1,37)	1:A:104:ARG:HG2	2:B:80:ILE:CB	15	1.98
(1,37)	1:A:104:ARG:HG2	2:B:80:ILE:CD1	15	1.98
(1,37)	1:A:104:ARG:HG2	2:B:80:ILE:CG1	15	1.98
(1,37)	1:A:104:ARG:HG2	2:B:80:ILE:CG2	15	1.98
(1,37)	1:A:104:ARG:HG2	2:B:80:ILE:H	15	1.98
(1,37)	1:A:104:ARG:HG2	2:B:80:ILE:HA	15	1.98

*Continued on next page...*

*Continued from previous page...*

Key	Atom-1	Atom-2	Model ID	Violation (Å)
(1,37)	1:A:104:ARG:HG2	2:B:80:ILE:HB	15	1.98
(1,37)	1:A:104:ARG:HG2	2:B:80:ILE:HD11	15	1.98
(1,37)	1:A:104:ARG:HG2	2:B:80:ILE:HD12	15	1.98
(1,37)	1:A:104:ARG:HG2	2:B:80:ILE:HD13	15	1.98
(1,37)	1:A:104:ARG:HG2	2:B:80:ILE:HG12	15	1.98
(1,37)	1:A:104:ARG:HG2	2:B:80:ILE:HG13	15	1.98
(1,37)	1:A:104:ARG:HG2	2:B:80:ILE:HG21	15	1.98
(1,37)	1:A:104:ARG:HG2	2:B:80:ILE:HG22	15	1.98
(1,37)	1:A:104:ARG:HG2	2:B:80:ILE:HG23	15	1.98
(1,37)	1:A:104:ARG:HG2	2:B:80:ILE:N	15	1.98
(1,37)	1:A:104:ARG:HG2	2:B:80:ILE:O	15	1.98
(1,37)	1:A:104:ARG:HG2	2:B:84:GLN:C	15	1.98
(1,37)	1:A:104:ARG:HG2	2:B:84:GLN:CA	15	1.98
(1,37)	1:A:104:ARG:HG2	2:B:84:GLN:CB	15	1.98
(1,37)	1:A:104:ARG:HG2	2:B:84:GLN:CD	15	1.98
(1,37)	1:A:104:ARG:HG2	2:B:84:GLN:CG	15	1.98
(1,37)	1:A:104:ARG:HG2	2:B:84:GLN:H	15	1.98
(1,37)	1:A:104:ARG:HG2	2:B:84:GLN:HA	15	1.98
(1,37)	1:A:104:ARG:HG2	2:B:84:GLN:HB2	15	1.98
(1,37)	1:A:104:ARG:HG2	2:B:84:GLN:HB3	15	1.98
(1,37)	1:A:104:ARG:HG2	2:B:84:GLN:HE21	15	1.98
(1,37)	1:A:104:ARG:HG2	2:B:84:GLN:HE22	15	1.98
(1,37)	1:A:104:ARG:HG2	2:B:84:GLN:HG2	15	1.98
(1,37)	1:A:104:ARG:HG2	2:B:84:GLN:HG3	15	1.98
(1,37)	1:A:104:ARG:HG2	2:B:84:GLN:N	15	1.98
(1,37)	1:A:104:ARG:HG2	2:B:84:GLN:NE2	15	1.98
(1,37)	1:A:104:ARG:HG2	2:B:84:GLN:O	15	1.98
(1,37)	1:A:104:ARG:HG2	2:B:84:GLN:OE1	15	1.98
(1,37)	1:A:104:ARG:HG2	2:B:97:THR:C	15	1.98
(1,37)	1:A:104:ARG:HG2	2:B:97:THR:CA	15	1.98
(1,37)	1:A:104:ARG:HG2	2:B:97:THR:CB	15	1.98
(1,37)	1:A:104:ARG:HG2	2:B:97:THR:CG2	15	1.98
(1,37)	1:A:104:ARG:HG2	2:B:97:THR:H	15	1.98
(1,37)	1:A:104:ARG:HG2	2:B:97:THR:HA	15	1.98
(1,37)	1:A:104:ARG:HG2	2:B:97:THR:HB	15	1.98
(1,37)	1:A:104:ARG:HG2	2:B:97:THR:HG1	15	1.98
(1,37)	1:A:104:ARG:HG2	2:B:97:THR:HG21	15	1.98
(1,37)	1:A:104:ARG:HG2	2:B:97:THR:HG22	15	1.98
(1,37)	1:A:104:ARG:HG2	2:B:97:THR:HG23	15	1.98
(1,37)	1:A:104:ARG:HG2	2:B:97:THR:N	15	1.98
(1,37)	1:A:104:ARG:HG2	2:B:97:THR:O	15	1.98
(1,37)	1:A:104:ARG:HG2	2:B:97:THR:OG1	15	1.98

*Continued on next page...*



*Continued from previous page...*

Key	Atom-1	Atom-2	Model ID	Violation (Å)
(1,37)	1:A:104:ARG:HG2	2:B:99:HIS:C	15	1.98
(1,37)	1:A:104:ARG:HG2	2:B:99:HIS:CA	15	1.98
(1,37)	1:A:104:ARG:HG2	2:B:99:HIS:CB	15	1.98
(1,37)	1:A:104:ARG:HG2	2:B:99:HIS:CD2	15	1.98
(1,37)	1:A:104:ARG:HG2	2:B:99:HIS:CE1	15	1.98
(1,37)	1:A:104:ARG:HG2	2:B:99:HIS:CG	15	1.98
(1,37)	1:A:104:ARG:HG2	2:B:99:HIS:H	15	1.98
(1,37)	1:A:104:ARG:HG2	2:B:99:HIS:HA	15	1.98
(1,37)	1:A:104:ARG:HG2	2:B:99:HIS:HB2	15	1.98
(1,37)	1:A:104:ARG:HG2	2:B:99:HIS:HB3	15	1.98
(1,37)	1:A:104:ARG:HG2	2:B:99:HIS:HD1	15	1.98
(1,37)	1:A:104:ARG:HG2	2:B:99:HIS:HD2	15	1.98
(1,37)	1:A:104:ARG:HG2	2:B:99:HIS:HE1	15	1.98
(1,37)	1:A:104:ARG:HG2	2:B:99:HIS:HE2	15	1.98
(1,37)	1:A:104:ARG:HG2	2:B:99:HIS:N	15	1.98
(1,37)	1:A:104:ARG:HG2	2:B:99:HIS:ND1	15	1.98
(1,37)	1:A:104:ARG:HG2	2:B:99:HIS:NE2	15	1.98
(1,37)	1:A:104:ARG:HG2	2:B:99:HIS:O	15	1.98
(1,37)	1:A:104:ARG:HG2	2:B:101:VAL:C	15	1.98
(1,37)	1:A:104:ARG:HG2	2:B:101:VAL:CA	15	1.98
(1,37)	1:A:104:ARG:HG2	2:B:101:VAL:CB	15	1.98
(1,37)	1:A:104:ARG:HG2	2:B:101:VAL:CG1	15	1.98
(1,37)	1:A:104:ARG:HG2	2:B:101:VAL:CG2	15	1.98
(1,37)	1:A:104:ARG:HG2	2:B:101:VAL:H	15	1.98
(1,37)	1:A:104:ARG:HG2	2:B:101:VAL:HA	15	1.98
(1,37)	1:A:104:ARG:HG2	2:B:101:VAL:HB	15	1.98
(1,37)	1:A:104:ARG:HG2	2:B:101:VAL:HG11	15	1.98
(1,37)	1:A:104:ARG:HG2	2:B:101:VAL:HG12	15	1.98
(1,37)	1:A:104:ARG:HG2	2:B:101:VAL:HG13	15	1.98
(1,37)	1:A:104:ARG:HG2	2:B:101:VAL:HG21	15	1.98
(1,37)	1:A:104:ARG:HG2	2:B:101:VAL:HG22	15	1.98
(1,37)	1:A:104:ARG:HG2	2:B:101:VAL:HG23	15	1.98
(1,37)	1:A:104:ARG:HG2	2:B:101:VAL:N	15	1.98
(1,37)	1:A:104:ARG:HG2	2:B:101:VAL:O	15	1.98
(1,37)	1:A:104:ARG:HG3	2:B:75:ILE:C	15	1.98
(1,37)	1:A:104:ARG:HG3	2:B:75:ILE:CA	15	1.98
(1,37)	1:A:104:ARG:HG3	2:B:75:ILE:CB	15	1.98
(1,37)	1:A:104:ARG:HG3	2:B:75:ILE:CD1	15	1.98
(1,37)	1:A:104:ARG:HG3	2:B:75:ILE:CG1	15	1.98
(1,37)	1:A:104:ARG:HG3	2:B:75:ILE:CG2	15	1.98
(1,37)	1:A:104:ARG:HG3	2:B:75:ILE:H	15	1.98
(1,37)	1:A:104:ARG:HG3	2:B:75:ILE:HA	15	1.98

*Continued on next page...*

*Continued from previous page...*

Key	Atom-1	Atom-2	Model ID	Violation (Å)
(1,37)	1:A:104:ARG:HG3	2:B:75:ILE:HB	15	1.98
(1,37)	1:A:104:ARG:HG3	2:B:75:ILE:HD11	15	1.98
(1,37)	1:A:104:ARG:HG3	2:B:75:ILE:HD12	15	1.98
(1,37)	1:A:104:ARG:HG3	2:B:75:ILE:HD13	15	1.98
(1,37)	1:A:104:ARG:HG3	2:B:75:ILE:HG12	15	1.98
(1,37)	1:A:104:ARG:HG3	2:B:75:ILE:HG13	15	1.98
(1,37)	1:A:104:ARG:HG3	2:B:75:ILE:HG21	15	1.98
(1,37)	1:A:104:ARG:HG3	2:B:75:ILE:HG22	15	1.98
(1,37)	1:A:104:ARG:HG3	2:B:75:ILE:HG23	15	1.98
(1,37)	1:A:104:ARG:HG3	2:B:75:ILE:N	15	1.98
(1,37)	1:A:104:ARG:HG3	2:B:75:ILE:O	15	1.98
(1,37)	1:A:104:ARG:HG3	2:B:77:ALA:C	15	1.98
(1,37)	1:A:104:ARG:HG3	2:B:77:ALA:CA	15	1.98
(1,37)	1:A:104:ARG:HG3	2:B:77:ALA:CB	15	1.98
(1,37)	1:A:104:ARG:HG3	2:B:77:ALA:H	15	1.98
(1,37)	1:A:104:ARG:HG3	2:B:77:ALA:HA	15	1.98
(1,37)	1:A:104:ARG:HG3	2:B:77:ALA:HB1	15	1.98
(1,37)	1:A:104:ARG:HG3	2:B:77:ALA:HB2	15	1.98
(1,37)	1:A:104:ARG:HG3	2:B:77:ALA:HB3	15	1.98
(1,37)	1:A:104:ARG:HG3	2:B:77:ALA:N	15	1.98
(1,37)	1:A:104:ARG:HG3	2:B:77:ALA:O	15	1.98
(1,37)	1:A:104:ARG:HG3	2:B:78:GLY:C	15	1.98
(1,37)	1:A:104:ARG:HG3	2:B:78:GLY:CA	15	1.98
(1,37)	1:A:104:ARG:HG3	2:B:78:GLY:H	15	1.98
(1,37)	1:A:104:ARG:HG3	2:B:78:GLY:HA2	15	1.98
(1,37)	1:A:104:ARG:HG3	2:B:78:GLY:HA3	15	1.98
(1,37)	1:A:104:ARG:HG3	2:B:78:GLY:N	15	1.98
(1,37)	1:A:104:ARG:HG3	2:B:78:GLY:O	15	1.98
(1,37)	1:A:104:ARG:HG3	2:B:79:LYS:C	15	1.98
(1,37)	1:A:104:ARG:HG3	2:B:79:LYS:CA	15	1.98
(1,37)	1:A:104:ARG:HG3	2:B:79:LYS:CB	15	1.98
(1,37)	1:A:104:ARG:HG3	2:B:79:LYS:CD	15	1.98
(1,37)	1:A:104:ARG:HG3	2:B:79:LYS:CE	15	1.98
(1,37)	1:A:104:ARG:HG3	2:B:79:LYS:CG	15	1.98
(1,37)	1:A:104:ARG:HG3	2:B:79:LYS:H	15	1.98
(1,37)	1:A:104:ARG:HG3	2:B:79:LYS:HA	15	1.98
(1,37)	1:A:104:ARG:HG3	2:B:79:LYS:HB2	15	1.98
(1,37)	1:A:104:ARG:HG3	2:B:79:LYS:HB3	15	1.98
(1,37)	1:A:104:ARG:HG3	2:B:79:LYS:HD2	15	1.98
(1,37)	1:A:104:ARG:HG3	2:B:79:LYS:HD3	15	1.98
(1,37)	1:A:104:ARG:HG3	2:B:79:LYS:HE2	15	1.98
(1,37)	1:A:104:ARG:HG3	2:B:79:LYS:HE3	15	1.98

*Continued on next page...*

*Continued from previous page...*

Key	Atom-1	Atom-2	Model ID	Violation (Å)
(1,37)	1:A:104:ARG:HG3	2:B:79:LYS:HG2	15	1.98
(1,37)	1:A:104:ARG:HG3	2:B:79:LYS:HG3	15	1.98
(1,37)	1:A:104:ARG:HG3	2:B:79:LYS:HZ1	15	1.98
(1,37)	1:A:104:ARG:HG3	2:B:79:LYS:HZ2	15	1.98
(1,37)	1:A:104:ARG:HG3	2:B:79:LYS:HZ3	15	1.98
(1,37)	1:A:104:ARG:HG3	2:B:79:LYS:N	15	1.98
(1,37)	1:A:104:ARG:HG3	2:B:79:LYS:NZ	15	1.98
(1,37)	1:A:104:ARG:HG3	2:B:79:LYS:O	15	1.98
(1,37)	1:A:104:ARG:HG3	2:B:80:ILE:C	15	1.98
(1,37)	1:A:104:ARG:HG3	2:B:80:ILE:CA	15	1.98
(1,37)	1:A:104:ARG:HG3	2:B:80:ILE:CB	15	1.98
(1,37)	1:A:104:ARG:HG3	2:B:80:ILE:CD1	15	1.98
(1,37)	1:A:104:ARG:HG3	2:B:80:ILE:CG1	15	1.98
(1,37)	1:A:104:ARG:HG3	2:B:80:ILE:CG2	15	1.98
(1,37)	1:A:104:ARG:HG3	2:B:80:ILE:H	15	1.98
(1,37)	1:A:104:ARG:HG3	2:B:80:ILE:HA	15	1.98
(1,37)	1:A:104:ARG:HG3	2:B:80:ILE:HB	15	1.98
(1,37)	1:A:104:ARG:HG3	2:B:80:ILE:HD11	15	1.98
(1,37)	1:A:104:ARG:HG3	2:B:80:ILE:HD12	15	1.98
(1,37)	1:A:104:ARG:HG3	2:B:80:ILE:HD13	15	1.98
(1,37)	1:A:104:ARG:HG3	2:B:80:ILE:HG12	15	1.98
(1,37)	1:A:104:ARG:HG3	2:B:80:ILE:HG13	15	1.98
(1,37)	1:A:104:ARG:HG3	2:B:80:ILE:HG21	15	1.98
(1,37)	1:A:104:ARG:HG3	2:B:80:ILE:HG22	15	1.98
(1,37)	1:A:104:ARG:HG3	2:B:80:ILE:HG23	15	1.98
(1,37)	1:A:104:ARG:HG3	2:B:80:ILE:N	15	1.98
(1,37)	1:A:104:ARG:HG3	2:B:80:ILE:O	15	1.98
(1,37)	1:A:104:ARG:HG3	2:B:84:GLN:C	15	1.98
(1,37)	1:A:104:ARG:HG3	2:B:84:GLN:CA	15	1.98
(1,37)	1:A:104:ARG:HG3	2:B:84:GLN:CB	15	1.98
(1,37)	1:A:104:ARG:HG3	2:B:84:GLN:CD	15	1.98
(1,37)	1:A:104:ARG:HG3	2:B:84:GLN:CG	15	1.98
(1,37)	1:A:104:ARG:HG3	2:B:84:GLN:H	15	1.98
(1,37)	1:A:104:ARG:HG3	2:B:84:GLN:HA	15	1.98
(1,37)	1:A:104:ARG:HG3	2:B:84:GLN:HB2	15	1.98
(1,37)	1:A:104:ARG:HG3	2:B:84:GLN:HB3	15	1.98
(1,37)	1:A:104:ARG:HG3	2:B:84:GLN:HE21	15	1.98
(1,37)	1:A:104:ARG:HG3	2:B:84:GLN:HE22	15	1.98
(1,37)	1:A:104:ARG:HG3	2:B:84:GLN:HG2	15	1.98
(1,37)	1:A:104:ARG:HG3	2:B:84:GLN:HG3	15	1.98
(1,37)	1:A:104:ARG:HG3	2:B:84:GLN:N	15	1.98
(1,37)	1:A:104:ARG:HG3	2:B:84:GLN:NE2	15	1.98

*Continued on next page...*

*Continued from previous page...*

Key	Atom-1	Atom-2	Model ID	Violation (Å)
(1,37)	1:A:104:ARG:HG3	2:B:84:GLN:O	15	1.98
(1,37)	1:A:104:ARG:HG3	2:B:84:GLN:OE1	15	1.98
(1,37)	1:A:104:ARG:HG3	2:B:97:THR:C	15	1.98
(1,37)	1:A:104:ARG:HG3	2:B:97:THR:CA	15	1.98
(1,37)	1:A:104:ARG:HG3	2:B:97:THR:CB	15	1.98
(1,37)	1:A:104:ARG:HG3	2:B:97:THR:CG2	15	1.98
(1,37)	1:A:104:ARG:HG3	2:B:97:THR:H	15	1.98
(1,37)	1:A:104:ARG:HG3	2:B:97:THR:HA	15	1.98
(1,37)	1:A:104:ARG:HG3	2:B:97:THR:HB	15	1.98
(1,37)	1:A:104:ARG:HG3	2:B:97:THR:HG1	15	1.98
(1,37)	1:A:104:ARG:HG3	2:B:97:THR:HG21	15	1.98
(1,37)	1:A:104:ARG:HG3	2:B:97:THR:HG22	15	1.98
(1,37)	1:A:104:ARG:HG3	2:B:97:THR:HG23	15	1.98
(1,37)	1:A:104:ARG:HG3	2:B:97:THR:N	15	1.98
(1,37)	1:A:104:ARG:HG3	2:B:97:THR:O	15	1.98
(1,37)	1:A:104:ARG:HG3	2:B:97:THR:OG1	15	1.98
(1,37)	1:A:104:ARG:HG3	2:B:99:HIS:C	15	1.98
(1,37)	1:A:104:ARG:HG3	2:B:99:HIS:CA	15	1.98
(1,37)	1:A:104:ARG:HG3	2:B:99:HIS:CB	15	1.98
(1,37)	1:A:104:ARG:HG3	2:B:99:HIS:CD2	15	1.98
(1,37)	1:A:104:ARG:HG3	2:B:99:HIS:CE1	15	1.98
(1,37)	1:A:104:ARG:HG3	2:B:99:HIS:CG	15	1.98
(1,37)	1:A:104:ARG:HG3	2:B:99:HIS:H	15	1.98
(1,37)	1:A:104:ARG:HG3	2:B:99:HIS:HA	15	1.98
(1,37)	1:A:104:ARG:HG3	2:B:99:HIS:HB2	15	1.98
(1,37)	1:A:104:ARG:HG3	2:B:99:HIS:HB3	15	1.98
(1,37)	1:A:104:ARG:HG3	2:B:99:HIS:HD1	15	1.98
(1,37)	1:A:104:ARG:HG3	2:B:99:HIS:HD2	15	1.98
(1,37)	1:A:104:ARG:HG3	2:B:99:HIS:HE1	15	1.98
(1,37)	1:A:104:ARG:HG3	2:B:99:HIS:HE2	15	1.98
(1,37)	1:A:104:ARG:HG3	2:B:99:HIS:N	15	1.98
(1,37)	1:A:104:ARG:HG3	2:B:99:HIS:ND1	15	1.98
(1,37)	1:A:104:ARG:HG3	2:B:99:HIS:NE2	15	1.98
(1,37)	1:A:104:ARG:HG3	2:B:99:HIS:O	15	1.98
(1,37)	1:A:104:ARG:HG3	2:B:101:VAL:C	15	1.98
(1,37)	1:A:104:ARG:HG3	2:B:101:VAL:CA	15	1.98
(1,37)	1:A:104:ARG:HG3	2:B:101:VAL:CB	15	1.98
(1,37)	1:A:104:ARG:HG3	2:B:101:VAL:CG1	15	1.98
(1,37)	1:A:104:ARG:HG3	2:B:101:VAL:CG2	15	1.98
(1,37)	1:A:104:ARG:HG3	2:B:101:VAL:H	15	1.98
(1,37)	1:A:104:ARG:HG3	2:B:101:VAL:HA	15	1.98
(1,37)	1:A:104:ARG:HG3	2:B:101:VAL:HB	15	1.98

*Continued on next page...*

*Continued from previous page...*

Key	Atom-1	Atom-2	Model ID	Violation (Å)
(1,37)	1:A:104:ARG:HG3	2:B:101:VAL:HG11	15	1.98
(1,37)	1:A:104:ARG:HG3	2:B:101:VAL:HG12	15	1.98
(1,37)	1:A:104:ARG:HG3	2:B:101:VAL:HG13	15	1.98
(1,37)	1:A:104:ARG:HG3	2:B:101:VAL:HG21	15	1.98
(1,37)	1:A:104:ARG:HG3	2:B:101:VAL:HG22	15	1.98
(1,37)	1:A:104:ARG:HG3	2:B:101:VAL:HG23	15	1.98
(1,37)	1:A:104:ARG:HG3	2:B:101:VAL:N	15	1.98
(1,37)	1:A:104:ARG:HG3	2:B:101:VAL:O	15	1.98
(1,37)	1:A:104:ARG:HH11	2:B:75:ILE:C	15	1.98
(1,37)	1:A:104:ARG:HH11	2:B:75:ILE:CA	15	1.98
(1,37)	1:A:104:ARG:HH11	2:B:75:ILE:CB	15	1.98
(1,37)	1:A:104:ARG:HH11	2:B:75:ILE:CD1	15	1.98
(1,37)	1:A:104:ARG:HH11	2:B:75:ILE:CG1	15	1.98
(1,37)	1:A:104:ARG:HH11	2:B:75:ILE:CG2	15	1.98
(1,37)	1:A:104:ARG:HH11	2:B:75:ILE:H	15	1.98
(1,37)	1:A:104:ARG:HH11	2:B:75:ILE:HA	15	1.98
(1,37)	1:A:104:ARG:HH11	2:B:75:ILE:HB	15	1.98
(1,37)	1:A:104:ARG:HH11	2:B:75:ILE:HD11	15	1.98
(1,37)	1:A:104:ARG:HH11	2:B:75:ILE:HD12	15	1.98
(1,37)	1:A:104:ARG:HH11	2:B:75:ILE:HD13	15	1.98
(1,37)	1:A:104:ARG:HH11	2:B:75:ILE:HG12	15	1.98
(1,37)	1:A:104:ARG:HH11	2:B:75:ILE:HG13	15	1.98
(1,37)	1:A:104:ARG:HH11	2:B:75:ILE:HG21	15	1.98
(1,37)	1:A:104:ARG:HH11	2:B:75:ILE:HG22	15	1.98
(1,37)	1:A:104:ARG:HH11	2:B:75:ILE:HG23	15	1.98
(1,37)	1:A:104:ARG:HH11	2:B:75:ILE:N	15	1.98
(1,37)	1:A:104:ARG:HH11	2:B:75:ILE:O	15	1.98
(1,37)	1:A:104:ARG:HH11	2:B:77:ALA:C	15	1.98
(1,37)	1:A:104:ARG:HH11	2:B:77:ALA:CA	15	1.98
(1,37)	1:A:104:ARG:HH11	2:B:77:ALA:CB	15	1.98
(1,37)	1:A:104:ARG:HH11	2:B:77:ALA:H	15	1.98
(1,37)	1:A:104:ARG:HH11	2:B:77:ALA:HA	15	1.98
(1,37)	1:A:104:ARG:HH11	2:B:77:ALA:HB1	15	1.98
(1,37)	1:A:104:ARG:HH11	2:B:77:ALA:HB2	15	1.98
(1,37)	1:A:104:ARG:HH11	2:B:77:ALA:HB3	15	1.98
(1,37)	1:A:104:ARG:HH11	2:B:77:ALA:N	15	1.98
(1,37)	1:A:104:ARG:HH11	2:B:77:ALA:O	15	1.98
(1,37)	1:A:104:ARG:HH11	2:B:78:GLY:C	15	1.98
(1,37)	1:A:104:ARG:HH11	2:B:78:GLY:CA	15	1.98
(1,37)	1:A:104:ARG:HH11	2:B:78:GLY:H	15	1.98
(1,37)	1:A:104:ARG:HH11	2:B:78:GLY:HA2	15	1.98
(1,37)	1:A:104:ARG:HH11	2:B:78:GLY:HA3	15	1.98

*Continued on next page...*

*Continued from previous page...*

Key	Atom-1	Atom-2	Model ID	Violation (Å)
(1,37)	1:A:104:ARG:HH11	2:B:78:GLY:N	15	1.98
(1,37)	1:A:104:ARG:HH11	2:B:78:GLY:O	15	1.98
(1,37)	1:A:104:ARG:HH11	2:B:79:LYS:C	15	1.98
(1,37)	1:A:104:ARG:HH11	2:B:79:LYS:CA	15	1.98
(1,37)	1:A:104:ARG:HH11	2:B:79:LYS:CB	15	1.98
(1,37)	1:A:104:ARG:HH11	2:B:79:LYS:CD	15	1.98
(1,37)	1:A:104:ARG:HH11	2:B:79:LYS:CE	15	1.98
(1,37)	1:A:104:ARG:HH11	2:B:79:LYS:CG	15	1.98
(1,37)	1:A:104:ARG:HH11	2:B:79:LYS:H	15	1.98
(1,37)	1:A:104:ARG:HH11	2:B:79:LYS:HA	15	1.98
(1,37)	1:A:104:ARG:HH11	2:B:79:LYS:HB2	15	1.98
(1,37)	1:A:104:ARG:HH11	2:B:79:LYS:HB3	15	1.98
(1,37)	1:A:104:ARG:HH11	2:B:79:LYS:HD2	15	1.98
(1,37)	1:A:104:ARG:HH11	2:B:79:LYS:HD3	15	1.98
(1,37)	1:A:104:ARG:HH11	2:B:79:LYS:HE2	15	1.98
(1,37)	1:A:104:ARG:HH11	2:B:79:LYS:HE3	15	1.98
(1,37)	1:A:104:ARG:HH11	2:B:79:LYS:HG2	15	1.98
(1,37)	1:A:104:ARG:HH11	2:B:79:LYS:HG3	15	1.98
(1,37)	1:A:104:ARG:HH11	2:B:79:LYS:HZ1	15	1.98
(1,37)	1:A:104:ARG:HH11	2:B:79:LYS:HZ2	15	1.98
(1,37)	1:A:104:ARG:HH11	2:B:79:LYS:HZ3	15	1.98
(1,37)	1:A:104:ARG:HH11	2:B:79:LYS:N	15	1.98
(1,37)	1:A:104:ARG:HH11	2:B:79:LYS:NZ	15	1.98
(1,37)	1:A:104:ARG:HH11	2:B:79:LYS:O	15	1.98
(1,37)	1:A:104:ARG:HH11	2:B:80:ILE:C	15	1.98
(1,37)	1:A:104:ARG:HH11	2:B:80:ILE:CA	15	1.98
(1,37)	1:A:104:ARG:HH11	2:B:80:ILE:CB	15	1.98
(1,37)	1:A:104:ARG:HH11	2:B:80:ILE:CD1	15	1.98
(1,37)	1:A:104:ARG:HH11	2:B:80:ILE:CG1	15	1.98
(1,37)	1:A:104:ARG:HH11	2:B:80:ILE:CG2	15	1.98
(1,37)	1:A:104:ARG:HH11	2:B:80:ILE:H	15	1.98
(1,37)	1:A:104:ARG:HH11	2:B:80:ILE:HA	15	1.98
(1,37)	1:A:104:ARG:HH11	2:B:80:ILE:HB	15	1.98
(1,37)	1:A:104:ARG:HH11	2:B:80:ILE:HD11	15	1.98
(1,37)	1:A:104:ARG:HH11	2:B:80:ILE:HD12	15	1.98
(1,37)	1:A:104:ARG:HH11	2:B:80:ILE:HD13	15	1.98
(1,37)	1:A:104:ARG:HH11	2:B:80:ILE:HG12	15	1.98
(1,37)	1:A:104:ARG:HH11	2:B:80:ILE:HG13	15	1.98
(1,37)	1:A:104:ARG:HH11	2:B:80:ILE:HG21	15	1.98
(1,37)	1:A:104:ARG:HH11	2:B:80:ILE:HG22	15	1.98
(1,37)	1:A:104:ARG:HH11	2:B:80:ILE:HG23	15	1.98
(1,37)	1:A:104:ARG:HH11	2:B:80:ILE:N	15	1.98

*Continued on next page...*

*Continued from previous page...*

Key	Atom-1	Atom-2	Model ID	Violation (Å)
(1,37)	1:A:104:ARG:HH11	2:B:80:ILE:O	15	1.98
(1,37)	1:A:104:ARG:HH11	2:B:84:GLN:C	15	1.98
(1,37)	1:A:104:ARG:HH11	2:B:84:GLN:CA	15	1.98
(1,37)	1:A:104:ARG:HH11	2:B:84:GLN:CB	15	1.98
(1,37)	1:A:104:ARG:HH11	2:B:84:GLN:CD	15	1.98
(1,37)	1:A:104:ARG:HH11	2:B:84:GLN:CG	15	1.98
(1,37)	1:A:104:ARG:HH11	2:B:84:GLN:H	15	1.98
(1,37)	1:A:104:ARG:HH11	2:B:84:GLN:HA	15	1.98
(1,37)	1:A:104:ARG:HH11	2:B:84:GLN:HB2	15	1.98
(1,37)	1:A:104:ARG:HH11	2:B:84:GLN:HB3	15	1.98
(1,37)	1:A:104:ARG:HH11	2:B:84:GLN:HE21	15	1.98
(1,37)	1:A:104:ARG:HH11	2:B:84:GLN:HE22	15	1.98
(1,37)	1:A:104:ARG:HH11	2:B:84:GLN:HG2	15	1.98
(1,37)	1:A:104:ARG:HH11	2:B:84:GLN:HG3	15	1.98
(1,37)	1:A:104:ARG:HH11	2:B:84:GLN:N	15	1.98
(1,37)	1:A:104:ARG:HH11	2:B:84:GLN:NE2	15	1.98
(1,37)	1:A:104:ARG:HH11	2:B:84:GLN:O	15	1.98
(1,37)	1:A:104:ARG:HH11	2:B:84:GLN:OE1	15	1.98
(1,37)	1:A:104:ARG:HH11	2:B:97:THR:C	15	1.98
(1,37)	1:A:104:ARG:HH11	2:B:97:THR:CA	15	1.98
(1,37)	1:A:104:ARG:HH11	2:B:97:THR:CB	15	1.98
(1,37)	1:A:104:ARG:HH11	2:B:97:THR:CG2	15	1.98
(1,37)	1:A:104:ARG:HH11	2:B:97:THR:H	15	1.98
(1,37)	1:A:104:ARG:HH11	2:B:97:THR:HA	15	1.98
(1,37)	1:A:104:ARG:HH11	2:B:97:THR:HB	15	1.98
(1,37)	1:A:104:ARG:HH11	2:B:97:THR:HG1	15	1.98
(1,37)	1:A:104:ARG:HH11	2:B:97:THR:HG21	15	1.98
(1,37)	1:A:104:ARG:HH11	2:B:97:THR:HG22	15	1.98
(1,37)	1:A:104:ARG:HH11	2:B:97:THR:HG23	15	1.98
(1,37)	1:A:104:ARG:HH11	2:B:97:THR:N	15	1.98
(1,37)	1:A:104:ARG:HH11	2:B:97:THR:O	15	1.98
(1,37)	1:A:104:ARG:HH11	2:B:97:THR:OG1	15	1.98
(1,37)	1:A:104:ARG:HH11	2:B:99:HIS:C	15	1.98
(1,37)	1:A:104:ARG:HH11	2:B:99:HIS:CA	15	1.98
(1,37)	1:A:104:ARG:HH11	2:B:99:HIS:CB	15	1.98
(1,37)	1:A:104:ARG:HH11	2:B:99:HIS:CD2	15	1.98
(1,37)	1:A:104:ARG:HH11	2:B:99:HIS:CE1	15	1.98
(1,37)	1:A:104:ARG:HH11	2:B:99:HIS:CG	15	1.98
(1,37)	1:A:104:ARG:HH11	2:B:99:HIS:H	15	1.98
(1,37)	1:A:104:ARG:HH11	2:B:99:HIS:HA	15	1.98
(1,37)	1:A:104:ARG:HH11	2:B:99:HIS:HB2	15	1.98
(1,37)	1:A:104:ARG:HH11	2:B:99:HIS:HB3	15	1.98

*Continued on next page...*

*Continued from previous page...*

Key	Atom-1	Atom-2	Model ID	Violation (Å)
(1,37)	1:A:104:ARG:HH11	2:B:99:HIS:HD1	15	1.98
(1,37)	1:A:104:ARG:HH11	2:B:99:HIS:HD2	15	1.98
(1,37)	1:A:104:ARG:HH11	2:B:99:HIS:HE1	15	1.98
(1,37)	1:A:104:ARG:HH11	2:B:99:HIS:HE2	15	1.98
(1,37)	1:A:104:ARG:HH11	2:B:99:HIS:N	15	1.98
(1,37)	1:A:104:ARG:HH11	2:B:99:HIS:ND1	15	1.98
(1,37)	1:A:104:ARG:HH11	2:B:99:HIS:NE2	15	1.98
(1,37)	1:A:104:ARG:HH11	2:B:99:HIS:O	15	1.98
(1,37)	1:A:104:ARG:HH11	2:B:101:VAL:C	15	1.98
(1,37)	1:A:104:ARG:HH11	2:B:101:VAL:CA	15	1.98
(1,37)	1:A:104:ARG:HH11	2:B:101:VAL:CB	15	1.98
(1,37)	1:A:104:ARG:HH11	2:B:101:VAL:CG1	15	1.98
(1,37)	1:A:104:ARG:HH11	2:B:101:VAL:CG2	15	1.98
(1,37)	1:A:104:ARG:HH11	2:B:101:VAL:H	15	1.98
(1,37)	1:A:104:ARG:HH11	2:B:101:VAL:HA	15	1.98
(1,37)	1:A:104:ARG:HH11	2:B:101:VAL:HB	15	1.98
(1,37)	1:A:104:ARG:HH11	2:B:101:VAL:HG11	15	1.98
(1,37)	1:A:104:ARG:HH11	2:B:101:VAL:HG12	15	1.98
(1,37)	1:A:104:ARG:HH11	2:B:101:VAL:HG13	15	1.98
(1,37)	1:A:104:ARG:HH11	2:B:101:VAL:HG21	15	1.98
(1,37)	1:A:104:ARG:HH11	2:B:101:VAL:HG22	15	1.98
(1,37)	1:A:104:ARG:HH11	2:B:101:VAL:HG23	15	1.98
(1,37)	1:A:104:ARG:HH11	2:B:101:VAL:N	15	1.98
(1,37)	1:A:104:ARG:HH11	2:B:101:VAL:O	15	1.98
(1,37)	1:A:104:ARG:HH12	2:B:75:ILE:C	15	1.98
(1,37)	1:A:104:ARG:HH12	2:B:75:ILE:CA	15	1.98
(1,37)	1:A:104:ARG:HH12	2:B:75:ILE:CB	15	1.98
(1,37)	1:A:104:ARG:HH12	2:B:75:ILE:CD1	15	1.98
(1,37)	1:A:104:ARG:HH12	2:B:75:ILE:CG1	15	1.98
(1,37)	1:A:104:ARG:HH12	2:B:75:ILE:CG2	15	1.98
(1,37)	1:A:104:ARG:HH12	2:B:75:ILE:H	15	1.98
(1,37)	1:A:104:ARG:HH12	2:B:75:ILE:HA	15	1.98
(1,37)	1:A:104:ARG:HH12	2:B:75:ILE:HB	15	1.98
(1,37)	1:A:104:ARG:HH12	2:B:75:ILE:HD11	15	1.98
(1,37)	1:A:104:ARG:HH12	2:B:75:ILE:HD12	15	1.98
(1,37)	1:A:104:ARG:HH12	2:B:75:ILE:HD13	15	1.98
(1,37)	1:A:104:ARG:HH12	2:B:75:ILE:HG12	15	1.98
(1,37)	1:A:104:ARG:HH12	2:B:75:ILE:HG13	15	1.98
(1,37)	1:A:104:ARG:HH12	2:B:75:ILE:HG21	15	1.98
(1,37)	1:A:104:ARG:HH12	2:B:75:ILE:HG22	15	1.98
(1,37)	1:A:104:ARG:HH12	2:B:75:ILE:HG23	15	1.98
(1,37)	1:A:104:ARG:HH12	2:B:75:ILE:N	15	1.98

*Continued on next page...*



*Continued from previous page...*

Key	Atom-1	Atom-2	Model ID	Violation (Å)
(1,37)	1:A:104:ARG:HH12	2:B:75:ILE:O	15	1.98
(1,37)	1:A:104:ARG:HH12	2:B:77:ALA:C	15	1.98
(1,37)	1:A:104:ARG:HH12	2:B:77:ALA:CA	15	1.98
(1,37)	1:A:104:ARG:HH12	2:B:77:ALA:CB	15	1.98
(1,37)	1:A:104:ARG:HH12	2:B:77:ALA:H	15	1.98
(1,37)	1:A:104:ARG:HH12	2:B:77:ALA:HA	15	1.98
(1,37)	1:A:104:ARG:HH12	2:B:77:ALA:HB1	15	1.98
(1,37)	1:A:104:ARG:HH12	2:B:77:ALA:HB2	15	1.98
(1,37)	1:A:104:ARG:HH12	2:B:77:ALA:HB3	15	1.98
(1,37)	1:A:104:ARG:HH12	2:B:77:ALA:N	15	1.98
(1,37)	1:A:104:ARG:HH12	2:B:77:ALA:O	15	1.98
(1,37)	1:A:104:ARG:HH12	2:B:78:GLY:C	15	1.98
(1,37)	1:A:104:ARG:HH12	2:B:78:GLY:CA	15	1.98
(1,37)	1:A:104:ARG:HH12	2:B:78:GLY:H	15	1.98
(1,37)	1:A:104:ARG:HH12	2:B:78:GLY:HA2	15	1.98
(1,37)	1:A:104:ARG:HH12	2:B:78:GLY:HA3	15	1.98
(1,37)	1:A:104:ARG:HH12	2:B:78:GLY:N	15	1.98
(1,37)	1:A:104:ARG:HH12	2:B:78:GLY:O	15	1.98
(1,37)	1:A:104:ARG:HH12	2:B:79:LYS:C	15	1.98
(1,37)	1:A:104:ARG:HH12	2:B:79:LYS:CA	15	1.98
(1,37)	1:A:104:ARG:HH12	2:B:79:LYS:CB	15	1.98
(1,37)	1:A:104:ARG:HH12	2:B:79:LYS:CD	15	1.98
(1,37)	1:A:104:ARG:HH12	2:B:79:LYS:CE	15	1.98
(1,37)	1:A:104:ARG:HH12	2:B:79:LYS:CG	15	1.98
(1,37)	1:A:104:ARG:HH12	2:B:79:LYS:H	15	1.98
(1,37)	1:A:104:ARG:HH12	2:B:79:LYS:HA	15	1.98
(1,37)	1:A:104:ARG:HH12	2:B:79:LYS:HB2	15	1.98
(1,37)	1:A:104:ARG:HH12	2:B:79:LYS:HB3	15	1.98
(1,37)	1:A:104:ARG:HH12	2:B:79:LYS:HD2	15	1.98
(1,37)	1:A:104:ARG:HH12	2:B:79:LYS:HD3	15	1.98
(1,37)	1:A:104:ARG:HH12	2:B:79:LYS:HE2	15	1.98
(1,37)	1:A:104:ARG:HH12	2:B:79:LYS:HE3	15	1.98
(1,37)	1:A:104:ARG:HH12	2:B:79:LYS:HG2	15	1.98
(1,37)	1:A:104:ARG:HH12	2:B:79:LYS:HG3	15	1.98
(1,37)	1:A:104:ARG:HH12	2:B:79:LYS:HZ1	15	1.98
(1,37)	1:A:104:ARG:HH12	2:B:79:LYS:HZ2	15	1.98
(1,37)	1:A:104:ARG:HH12	2:B:79:LYS:HZ3	15	1.98
(1,37)	1:A:104:ARG:HH12	2:B:79:LYS:N	15	1.98
(1,37)	1:A:104:ARG:HH12	2:B:79:LYS:NZ	15	1.98
(1,37)	1:A:104:ARG:HH12	2:B:79:LYS:O	15	1.98
(1,37)	1:A:104:ARG:HH12	2:B:80:ILE:C	15	1.98
(1,37)	1:A:104:ARG:HH12	2:B:80:ILE:CA	15	1.98

*Continued on next page...*

*Continued from previous page...*

Key	Atom-1	Atom-2	Model ID	Violation (Å)
(1,37)	1:A:104:ARG:HH12	2:B:80:ILE:CB	15	1.98
(1,37)	1:A:104:ARG:HH12	2:B:80:ILE:CD1	15	1.98
(1,37)	1:A:104:ARG:HH12	2:B:80:ILE:CG1	15	1.98
(1,37)	1:A:104:ARG:HH12	2:B:80:ILE:CG2	15	1.98
(1,37)	1:A:104:ARG:HH12	2:B:80:ILE:H	15	1.98
(1,37)	1:A:104:ARG:HH12	2:B:80:ILE:HA	15	1.98
(1,37)	1:A:104:ARG:HH12	2:B:80:ILE:HB	15	1.98
(1,37)	1:A:104:ARG:HH12	2:B:80:ILE:HD11	15	1.98
(1,37)	1:A:104:ARG:HH12	2:B:80:ILE:HD12	15	1.98
(1,37)	1:A:104:ARG:HH12	2:B:80:ILE:HD13	15	1.98
(1,37)	1:A:104:ARG:HH12	2:B:80:ILE:HG12	15	1.98
(1,37)	1:A:104:ARG:HH12	2:B:80:ILE:HG13	15	1.98
(1,37)	1:A:104:ARG:HH12	2:B:80:ILE:HG21	15	1.98
(1,37)	1:A:104:ARG:HH12	2:B:80:ILE:HG22	15	1.98
(1,37)	1:A:104:ARG:HH12	2:B:80:ILE:HG23	15	1.98
(1,37)	1:A:104:ARG:HH12	2:B:80:ILE:N	15	1.98
(1,37)	1:A:104:ARG:HH12	2:B:80:ILE:O	15	1.98
(1,37)	1:A:104:ARG:HH12	2:B:84:GLN:C	15	1.98
(1,37)	1:A:104:ARG:HH12	2:B:84:GLN:CA	15	1.98
(1,37)	1:A:104:ARG:HH12	2:B:84:GLN:CB	15	1.98
(1,37)	1:A:104:ARG:HH12	2:B:84:GLN:CD	15	1.98
(1,37)	1:A:104:ARG:HH12	2:B:84:GLN:CG	15	1.98
(1,37)	1:A:104:ARG:HH12	2:B:84:GLN:H	15	1.98
(1,37)	1:A:104:ARG:HH12	2:B:84:GLN:HA	15	1.98
(1,37)	1:A:104:ARG:HH12	2:B:84:GLN:HB2	15	1.98
(1,37)	1:A:104:ARG:HH12	2:B:84:GLN:HB3	15	1.98
(1,37)	1:A:104:ARG:HH12	2:B:84:GLN:HE21	15	1.98
(1,37)	1:A:104:ARG:HH12	2:B:84:GLN:HE22	15	1.98
(1,37)	1:A:104:ARG:HH12	2:B:84:GLN:HG2	15	1.98
(1,37)	1:A:104:ARG:HH12	2:B:84:GLN:HG3	15	1.98
(1,37)	1:A:104:ARG:HH12	2:B:84:GLN:N	15	1.98
(1,37)	1:A:104:ARG:HH12	2:B:84:GLN:NE2	15	1.98
(1,37)	1:A:104:ARG:HH12	2:B:84:GLN:O	15	1.98
(1,37)	1:A:104:ARG:HH12	2:B:84:GLN:OE1	15	1.98
(1,37)	1:A:104:ARG:HH12	2:B:97:THR:C	15	1.98
(1,37)	1:A:104:ARG:HH12	2:B:97:THR:CA	15	1.98
(1,37)	1:A:104:ARG:HH12	2:B:97:THR:CB	15	1.98
(1,37)	1:A:104:ARG:HH12	2:B:97:THR:CG2	15	1.98
(1,37)	1:A:104:ARG:HH12	2:B:97:THR:H	15	1.98
(1,37)	1:A:104:ARG:HH12	2:B:97:THR:HA	15	1.98
(1,37)	1:A:104:ARG:HH12	2:B:97:THR:HB	15	1.98
(1,37)	1:A:104:ARG:HH12	2:B:97:THR:HG1	15	1.98

*Continued on next page...*

*Continued from previous page...*

Key	Atom-1	Atom-2	Model ID	Violation (Å)
(1,37)	1:A:104:ARG:HH12	2:B:97:THR:HG21	15	1.98
(1,37)	1:A:104:ARG:HH12	2:B:97:THR:HG22	15	1.98
(1,37)	1:A:104:ARG:HH12	2:B:97:THR:HG23	15	1.98
(1,37)	1:A:104:ARG:HH12	2:B:97:THR:N	15	1.98
(1,37)	1:A:104:ARG:HH12	2:B:97:THR:O	15	1.98
(1,37)	1:A:104:ARG:HH12	2:B:97:THR:OG1	15	1.98
(1,37)	1:A:104:ARG:HH12	2:B:99:HIS:C	15	1.98
(1,37)	1:A:104:ARG:HH12	2:B:99:HIS:CA	15	1.98
(1,37)	1:A:104:ARG:HH12	2:B:99:HIS:CB	15	1.98
(1,37)	1:A:104:ARG:HH12	2:B:99:HIS:CD2	15	1.98
(1,37)	1:A:104:ARG:HH12	2:B:99:HIS:CE1	15	1.98
(1,37)	1:A:104:ARG:HH12	2:B:99:HIS:CG	15	1.98
(1,37)	1:A:104:ARG:HH12	2:B:99:HIS:H	15	1.98
(1,37)	1:A:104:ARG:HH12	2:B:99:HIS:HA	15	1.98
(1,37)	1:A:104:ARG:HH12	2:B:99:HIS:HB2	15	1.98
(1,37)	1:A:104:ARG:HH12	2:B:99:HIS:HB3	15	1.98
(1,37)	1:A:104:ARG:HH12	2:B:99:HIS:HD1	15	1.98
(1,37)	1:A:104:ARG:HH12	2:B:99:HIS:HD2	15	1.98
(1,37)	1:A:104:ARG:HH12	2:B:99:HIS:HE1	15	1.98
(1,37)	1:A:104:ARG:HH12	2:B:99:HIS:HE2	15	1.98
(1,37)	1:A:104:ARG:HH12	2:B:99:HIS:N	15	1.98
(1,37)	1:A:104:ARG:HH12	2:B:99:HIS:ND1	15	1.98
(1,37)	1:A:104:ARG:HH12	2:B:99:HIS:NE2	15	1.98
(1,37)	1:A:104:ARG:HH12	2:B:99:HIS:O	15	1.98
(1,37)	1:A:104:ARG:HH12	2:B:101:VAL:C	15	1.98
(1,37)	1:A:104:ARG:HH12	2:B:101:VAL:CA	15	1.98
(1,37)	1:A:104:ARG:HH12	2:B:101:VAL:CB	15	1.98
(1,37)	1:A:104:ARG:HH12	2:B:101:VAL:CG1	15	1.98
(1,37)	1:A:104:ARG:HH12	2:B:101:VAL:CG2	15	1.98
(1,37)	1:A:104:ARG:HH12	2:B:101:VAL:H	15	1.98
(1,37)	1:A:104:ARG:HH12	2:B:101:VAL:HA	15	1.98
(1,37)	1:A:104:ARG:HH12	2:B:101:VAL:HB	15	1.98
(1,37)	1:A:104:ARG:HH12	2:B:101:VAL:HG11	15	1.98
(1,37)	1:A:104:ARG:HH12	2:B:101:VAL:HG12	15	1.98
(1,37)	1:A:104:ARG:HH12	2:B:101:VAL:HG13	15	1.98
(1,37)	1:A:104:ARG:HH12	2:B:101:VAL:HG21	15	1.98
(1,37)	1:A:104:ARG:HH12	2:B:101:VAL:HG22	15	1.98
(1,37)	1:A:104:ARG:HH12	2:B:101:VAL:HG23	15	1.98
(1,37)	1:A:104:ARG:HH12	2:B:101:VAL:N	15	1.98
(1,37)	1:A:104:ARG:HH12	2:B:101:VAL:O	15	1.98
(1,37)	1:A:104:ARG:HH21	2:B:75:ILE:C	15	1.98
(1,37)	1:A:104:ARG:HH21	2:B:75:ILE:CA	15	1.98

*Continued on next page...*

*Continued from previous page...*

Key	Atom-1	Atom-2	Model ID	Violation (Å)
(1,37)	1:A:104:ARG:HH21	2:B:75:ILE:CB	15	1.98
(1,37)	1:A:104:ARG:HH21	2:B:75:ILE:CD1	15	1.98
(1,37)	1:A:104:ARG:HH21	2:B:75:ILE:CG1	15	1.98
(1,37)	1:A:104:ARG:HH21	2:B:75:ILE:CG2	15	1.98
(1,37)	1:A:104:ARG:HH21	2:B:75:ILE:H	15	1.98
(1,37)	1:A:104:ARG:HH21	2:B:75:ILE:HA	15	1.98
(1,37)	1:A:104:ARG:HH21	2:B:75:ILE:HB	15	1.98
(1,37)	1:A:104:ARG:HH21	2:B:75:ILE:HD11	15	1.98
(1,37)	1:A:104:ARG:HH21	2:B:75:ILE:HD12	15	1.98
(1,37)	1:A:104:ARG:HH21	2:B:75:ILE:HD13	15	1.98
(1,37)	1:A:104:ARG:HH21	2:B:75:ILE:HG12	15	1.98
(1,37)	1:A:104:ARG:HH21	2:B:75:ILE:HG13	15	1.98
(1,37)	1:A:104:ARG:HH21	2:B:75:ILE:HG21	15	1.98
(1,37)	1:A:104:ARG:HH21	2:B:75:ILE:HG22	15	1.98
(1,37)	1:A:104:ARG:HH21	2:B:75:ILE:HG23	15	1.98
(1,37)	1:A:104:ARG:HH21	2:B:75:ILE:N	15	1.98
(1,37)	1:A:104:ARG:HH21	2:B:75:ILE:O	15	1.98
(1,37)	1:A:104:ARG:HH21	2:B:77:ALA:C	15	1.98
(1,37)	1:A:104:ARG:HH21	2:B:77:ALA:CA	15	1.98
(1,37)	1:A:104:ARG:HH21	2:B:77:ALA:CB	15	1.98
(1,37)	1:A:104:ARG:HH21	2:B:77:ALA:H	15	1.98
(1,37)	1:A:104:ARG:HH21	2:B:77:ALA:HA	15	1.98
(1,37)	1:A:104:ARG:HH21	2:B:77:ALA:HB1	15	1.98
(1,37)	1:A:104:ARG:HH21	2:B:77:ALA:HB2	15	1.98
(1,37)	1:A:104:ARG:HH21	2:B:77:ALA:HB3	15	1.98
(1,37)	1:A:104:ARG:HH21	2:B:77:ALA:N	15	1.98
(1,37)	1:A:104:ARG:HH21	2:B:77:ALA:O	15	1.98
(1,37)	1:A:104:ARG:HH21	2:B:78:GLY:C	15	1.98
(1,37)	1:A:104:ARG:HH21	2:B:78:GLY:CA	15	1.98
(1,37)	1:A:104:ARG:HH21	2:B:78:GLY:H	15	1.98
(1,37)	1:A:104:ARG:HH21	2:B:78:GLY:HA2	15	1.98
(1,37)	1:A:104:ARG:HH21	2:B:78:GLY:HA3	15	1.98
(1,37)	1:A:104:ARG:HH21	2:B:78:GLY:N	15	1.98
(1,37)	1:A:104:ARG:HH21	2:B:78:GLY:O	15	1.98
(1,37)	1:A:104:ARG:HH21	2:B:79:LYS:C	15	1.98
(1,37)	1:A:104:ARG:HH21	2:B:79:LYS:CA	15	1.98
(1,37)	1:A:104:ARG:HH21	2:B:79:LYS:CB	15	1.98
(1,37)	1:A:104:ARG:HH21	2:B:79:LYS:CD	15	1.98
(1,37)	1:A:104:ARG:HH21	2:B:79:LYS:CE	15	1.98
(1,37)	1:A:104:ARG:HH21	2:B:79:LYS:CG	15	1.98
(1,37)	1:A:104:ARG:HH21	2:B:79:LYS:H	15	1.98
(1,37)	1:A:104:ARG:HH21	2:B:79:LYS:HA	15	1.98

*Continued on next page...*

*Continued from previous page...*

Key	Atom-1	Atom-2	Model ID	Violation (Å)
(1,37)	1:A:104:ARG:HH21	2:B:79:LYS:HB2	15	1.98
(1,37)	1:A:104:ARG:HH21	2:B:79:LYS:HB3	15	1.98
(1,37)	1:A:104:ARG:HH21	2:B:79:LYS:HD2	15	1.98
(1,37)	1:A:104:ARG:HH21	2:B:79:LYS:HD3	15	1.98
(1,37)	1:A:104:ARG:HH21	2:B:79:LYS:HE2	15	1.98
(1,37)	1:A:104:ARG:HH21	2:B:79:LYS:HE3	15	1.98
(1,37)	1:A:104:ARG:HH21	2:B:79:LYS:HG2	15	1.98
(1,37)	1:A:104:ARG:HH21	2:B:79:LYS:HG3	15	1.98
(1,37)	1:A:104:ARG:HH21	2:B:79:LYS:HZ1	15	1.98
(1,37)	1:A:104:ARG:HH21	2:B:79:LYS:HZ2	15	1.98
(1,37)	1:A:104:ARG:HH21	2:B:79:LYS:HZ3	15	1.98
(1,37)	1:A:104:ARG:HH21	2:B:79:LYS:N	15	1.98
(1,37)	1:A:104:ARG:HH21	2:B:79:LYS:NZ	15	1.98
(1,37)	1:A:104:ARG:HH21	2:B:79:LYS:O	15	1.98
(1,37)	1:A:104:ARG:HH21	2:B:80:ILE:C	15	1.98
(1,37)	1:A:104:ARG:HH21	2:B:80:ILE:CA	15	1.98
(1,37)	1:A:104:ARG:HH21	2:B:80:ILE:CB	15	1.98
(1,37)	1:A:104:ARG:HH21	2:B:80:ILE:CD1	15	1.98
(1,37)	1:A:104:ARG:HH21	2:B:80:ILE:CG1	15	1.98
(1,37)	1:A:104:ARG:HH21	2:B:80:ILE:CG2	15	1.98
(1,37)	1:A:104:ARG:HH21	2:B:80:ILE:H	15	1.98
(1,37)	1:A:104:ARG:HH21	2:B:80:ILE:HA	15	1.98
(1,37)	1:A:104:ARG:HH21	2:B:80:ILE:HB	15	1.98
(1,37)	1:A:104:ARG:HH21	2:B:80:ILE:HD11	15	1.98
(1,37)	1:A:104:ARG:HH21	2:B:80:ILE:HD12	15	1.98
(1,37)	1:A:104:ARG:HH21	2:B:80:ILE:HD13	15	1.98
(1,37)	1:A:104:ARG:HH21	2:B:80:ILE:HG12	15	1.98
(1,37)	1:A:104:ARG:HH21	2:B:80:ILE:HG13	15	1.98
(1,37)	1:A:104:ARG:HH21	2:B:80:ILE:HG21	15	1.98
(1,37)	1:A:104:ARG:HH21	2:B:80:ILE:HG22	15	1.98
(1,37)	1:A:104:ARG:HH21	2:B:80:ILE:HG23	15	1.98
(1,37)	1:A:104:ARG:HH21	2:B:80:ILE:N	15	1.98
(1,37)	1:A:104:ARG:HH21	2:B:80:ILE:O	15	1.98
(1,37)	1:A:104:ARG:HH21	2:B:84:GLN:C	15	1.98
(1,37)	1:A:104:ARG:HH21	2:B:84:GLN:CA	15	1.98
(1,37)	1:A:104:ARG:HH21	2:B:84:GLN:CB	15	1.98
(1,37)	1:A:104:ARG:HH21	2:B:84:GLN:CD	15	1.98
(1,37)	1:A:104:ARG:HH21	2:B:84:GLN:CG	15	1.98
(1,37)	1:A:104:ARG:HH21	2:B:84:GLN:H	15	1.98
(1,37)	1:A:104:ARG:HH21	2:B:84:GLN:HA	15	1.98
(1,37)	1:A:104:ARG:HH21	2:B:84:GLN:HB2	15	1.98
(1,37)	1:A:104:ARG:HH21	2:B:84:GLN:HB3	15	1.98

*Continued on next page...*

*Continued from previous page...*

Key	Atom-1	Atom-2	Model ID	Violation (Å)
(1,37)	1:A:104:ARG:HH21	2:B:84:GLN:HE21	15	1.98
(1,37)	1:A:104:ARG:HH21	2:B:84:GLN:HE22	15	1.98
(1,37)	1:A:104:ARG:HH21	2:B:84:GLN:HG2	15	1.98
(1,37)	1:A:104:ARG:HH21	2:B:84:GLN:HG3	15	1.98
(1,37)	1:A:104:ARG:HH21	2:B:84:GLN:N	15	1.98
(1,37)	1:A:104:ARG:HH21	2:B:84:GLN:NE2	15	1.98
(1,37)	1:A:104:ARG:HH21	2:B:84:GLN:O	15	1.98
(1,37)	1:A:104:ARG:HH21	2:B:84:GLN:OE1	15	1.98
(1,37)	1:A:104:ARG:HH21	2:B:97:THR:C	15	1.98
(1,37)	1:A:104:ARG:HH21	2:B:97:THR:CA	15	1.98
(1,37)	1:A:104:ARG:HH21	2:B:97:THR:CB	15	1.98
(1,37)	1:A:104:ARG:HH21	2:B:97:THR:CG2	15	1.98
(1,37)	1:A:104:ARG:HH21	2:B:97:THR:H	15	1.98
(1,37)	1:A:104:ARG:HH21	2:B:97:THR:HA	15	1.98
(1,37)	1:A:104:ARG:HH21	2:B:97:THR:HB	15	1.98
(1,37)	1:A:104:ARG:HH21	2:B:97:THR:HG1	15	1.98
(1,37)	1:A:104:ARG:HH21	2:B:97:THR:HG21	15	1.98
(1,37)	1:A:104:ARG:HH21	2:B:97:THR:HG22	15	1.98
(1,37)	1:A:104:ARG:HH21	2:B:97:THR:HG23	15	1.98
(1,37)	1:A:104:ARG:HH21	2:B:97:THR:N	15	1.98
(1,37)	1:A:104:ARG:HH21	2:B:97:THR:O	15	1.98
(1,37)	1:A:104:ARG:HH21	2:B:97:THR:OG1	15	1.98
(1,37)	1:A:104:ARG:HH21	2:B:99:HIS:C	15	1.98
(1,37)	1:A:104:ARG:HH21	2:B:99:HIS:CA	15	1.98
(1,37)	1:A:104:ARG:HH21	2:B:99:HIS:CB	15	1.98
(1,37)	1:A:104:ARG:HH21	2:B:99:HIS:CD2	15	1.98
(1,37)	1:A:104:ARG:HH21	2:B:99:HIS:CE1	15	1.98
(1,37)	1:A:104:ARG:HH21	2:B:99:HIS:CG	15	1.98
(1,37)	1:A:104:ARG:HH21	2:B:99:HIS:H	15	1.98
(1,37)	1:A:104:ARG:HH21	2:B:99:HIS:HA	15	1.98
(1,37)	1:A:104:ARG:HH21	2:B:99:HIS:HB2	15	1.98
(1,37)	1:A:104:ARG:HH21	2:B:99:HIS:HB3	15	1.98
(1,37)	1:A:104:ARG:HH21	2:B:99:HIS:HD1	15	1.98
(1,37)	1:A:104:ARG:HH21	2:B:99:HIS:HD2	15	1.98
(1,37)	1:A:104:ARG:HH21	2:B:99:HIS:HE1	15	1.98
(1,37)	1:A:104:ARG:HH21	2:B:99:HIS:HE2	15	1.98
(1,37)	1:A:104:ARG:HH21	2:B:99:HIS:N	15	1.98
(1,37)	1:A:104:ARG:HH21	2:B:99:HIS:ND1	15	1.98
(1,37)	1:A:104:ARG:HH21	2:B:99:HIS:NE2	15	1.98
(1,37)	1:A:104:ARG:HH21	2:B:99:HIS:O	15	1.98
(1,37)	1:A:104:ARG:HH21	2:B:101:VAL:C	15	1.98
(1,37)	1:A:104:ARG:HH21	2:B:101:VAL:CA	15	1.98

*Continued on next page...*

*Continued from previous page...*

Key	Atom-1	Atom-2	Model ID	Violation (Å)
(1,37)	1:A:104:ARG:HH21	2:B:101:VAL:CB	15	1.98
(1,37)	1:A:104:ARG:HH21	2:B:101:VAL:CG1	15	1.98
(1,37)	1:A:104:ARG:HH21	2:B:101:VAL:CG2	15	1.98
(1,37)	1:A:104:ARG:HH21	2:B:101:VAL:H	15	1.98
(1,37)	1:A:104:ARG:HH21	2:B:101:VAL:HA	15	1.98
(1,37)	1:A:104:ARG:HH21	2:B:101:VAL:HB	15	1.98
(1,37)	1:A:104:ARG:HH21	2:B:101:VAL:HG11	15	1.98
(1,37)	1:A:104:ARG:HH21	2:B:101:VAL:HG12	15	1.98
(1,37)	1:A:104:ARG:HH21	2:B:101:VAL:HG13	15	1.98
(1,37)	1:A:104:ARG:HH21	2:B:101:VAL:HG21	15	1.98
(1,37)	1:A:104:ARG:HH21	2:B:101:VAL:HG22	15	1.98
(1,37)	1:A:104:ARG:HH21	2:B:101:VAL:HG23	15	1.98
(1,37)	1:A:104:ARG:HH21	2:B:101:VAL:N	15	1.98
(1,37)	1:A:104:ARG:HH21	2:B:101:VAL:O	15	1.98
(1,37)	1:A:104:ARG:HH22	2:B:75:ILE:C	15	1.98
(1,37)	1:A:104:ARG:HH22	2:B:75:ILE:CA	15	1.98
(1,37)	1:A:104:ARG:HH22	2:B:75:ILE:CB	15	1.98
(1,37)	1:A:104:ARG:HH22	2:B:75:ILE:CD1	15	1.98
(1,37)	1:A:104:ARG:HH22	2:B:75:ILE:CG1	15	1.98
(1,37)	1:A:104:ARG:HH22	2:B:75:ILE:CG2	15	1.98
(1,37)	1:A:104:ARG:HH22	2:B:75:ILE:H	15	1.98
(1,37)	1:A:104:ARG:HH22	2:B:75:ILE:HA	15	1.98
(1,37)	1:A:104:ARG:HH22	2:B:75:ILE:HB	15	1.98
(1,37)	1:A:104:ARG:HH22	2:B:75:ILE:HD11	15	1.98
(1,37)	1:A:104:ARG:HH22	2:B:75:ILE:HD12	15	1.98
(1,37)	1:A:104:ARG:HH22	2:B:75:ILE:HD13	15	1.98
(1,37)	1:A:104:ARG:HH22	2:B:75:ILE:HG12	15	1.98
(1,37)	1:A:104:ARG:HH22	2:B:75:ILE:HG13	15	1.98
(1,37)	1:A:104:ARG:HH22	2:B:75:ILE:HG21	15	1.98
(1,37)	1:A:104:ARG:HH22	2:B:75:ILE:HG22	15	1.98
(1,37)	1:A:104:ARG:HH22	2:B:75:ILE:HG23	15	1.98
(1,37)	1:A:104:ARG:HH22	2:B:75:ILE:N	15	1.98
(1,37)	1:A:104:ARG:HH22	2:B:75:ILE:O	15	1.98
(1,37)	1:A:104:ARG:HH22	2:B:77:ALA:C	15	1.98
(1,37)	1:A:104:ARG:HH22	2:B:77:ALA:CA	15	1.98
(1,37)	1:A:104:ARG:HH22	2:B:77:ALA:CB	15	1.98
(1,37)	1:A:104:ARG:HH22	2:B:77:ALA:H	15	1.98
(1,37)	1:A:104:ARG:HH22	2:B:77:ALA:HA	15	1.98
(1,37)	1:A:104:ARG:HH22	2:B:77:ALA:HB1	15	1.98
(1,37)	1:A:104:ARG:HH22	2:B:77:ALA:HB2	15	1.98
(1,37)	1:A:104:ARG:HH22	2:B:77:ALA:HB3	15	1.98
(1,37)	1:A:104:ARG:HH22	2:B:77:ALA:N	15	1.98

*Continued on next page...*

*Continued from previous page...*

Key	Atom-1	Atom-2	Model ID	Violation (Å)
(1,37)	1:A:104:ARG:HH22	2:B:77:ALA:O	15	1.98
(1,37)	1:A:104:ARG:HH22	2:B:78:GLY:C	15	1.98
(1,37)	1:A:104:ARG:HH22	2:B:78:GLY:CA	15	1.98
(1,37)	1:A:104:ARG:HH22	2:B:78:GLY:H	15	1.98
(1,37)	1:A:104:ARG:HH22	2:B:78:GLY:HA2	15	1.98
(1,37)	1:A:104:ARG:HH22	2:B:78:GLY:HA3	15	1.98
(1,37)	1:A:104:ARG:HH22	2:B:78:GLY:N	15	1.98
(1,37)	1:A:104:ARG:HH22	2:B:78:GLY:O	15	1.98
(1,37)	1:A:104:ARG:HH22	2:B:79:LYS:C	15	1.98
(1,37)	1:A:104:ARG:HH22	2:B:79:LYS:CA	15	1.98
(1,37)	1:A:104:ARG:HH22	2:B:79:LYS:CB	15	1.98
(1,37)	1:A:104:ARG:HH22	2:B:79:LYS:CD	15	1.98
(1,37)	1:A:104:ARG:HH22	2:B:79:LYS:CE	15	1.98
(1,37)	1:A:104:ARG:HH22	2:B:79:LYS:CG	15	1.98
(1,37)	1:A:104:ARG:HH22	2:B:79:LYS:H	15	1.98
(1,37)	1:A:104:ARG:HH22	2:B:79:LYS:HA	15	1.98
(1,37)	1:A:104:ARG:HH22	2:B:79:LYS:HB2	15	1.98
(1,37)	1:A:104:ARG:HH22	2:B:79:LYS:HB3	15	1.98
(1,37)	1:A:104:ARG:HH22	2:B:79:LYS:HD2	15	1.98
(1,37)	1:A:104:ARG:HH22	2:B:79:LYS:HD3	15	1.98
(1,37)	1:A:104:ARG:HH22	2:B:79:LYS:HE2	15	1.98
(1,37)	1:A:104:ARG:HH22	2:B:79:LYS:HE3	15	1.98
(1,37)	1:A:104:ARG:HH22	2:B:79:LYS:HG2	15	1.98
(1,37)	1:A:104:ARG:HH22	2:B:79:LYS:HG3	15	1.98
(1,37)	1:A:104:ARG:HH22	2:B:79:LYS:HZ1	15	1.98
(1,37)	1:A:104:ARG:HH22	2:B:79:LYS:HZ2	15	1.98
(1,37)	1:A:104:ARG:HH22	2:B:79:LYS:HZ3	15	1.98
(1,37)	1:A:104:ARG:HH22	2:B:79:LYS:N	15	1.98
(1,37)	1:A:104:ARG:HH22	2:B:79:LYS:NZ	15	1.98
(1,37)	1:A:104:ARG:HH22	2:B:79:LYS:O	15	1.98
(1,37)	1:A:104:ARG:HH22	2:B:80:ILE:C	15	1.98
(1,37)	1:A:104:ARG:HH22	2:B:80:ILE:CA	15	1.98
(1,37)	1:A:104:ARG:HH22	2:B:80:ILE:CB	15	1.98
(1,37)	1:A:104:ARG:HH22	2:B:80:ILE:CD1	15	1.98
(1,37)	1:A:104:ARG:HH22	2:B:80:ILE:CG1	15	1.98
(1,37)	1:A:104:ARG:HH22	2:B:80:ILE:CG2	15	1.98
(1,37)	1:A:104:ARG:HH22	2:B:80:ILE:H	15	1.98
(1,37)	1:A:104:ARG:HH22	2:B:80:ILE:HA	15	1.98
(1,37)	1:A:104:ARG:HH22	2:B:80:ILE:HB	15	1.98
(1,37)	1:A:104:ARG:HH22	2:B:80:ILE:HD11	15	1.98
(1,37)	1:A:104:ARG:HH22	2:B:80:ILE:HD12	15	1.98
(1,37)	1:A:104:ARG:HH22	2:B:80:ILE:HD13	15	1.98

*Continued on next page...*



*Continued from previous page...*

Key	Atom-1	Atom-2	Model ID	Violation (Å)
(1,37)	1:A:104:ARG:HH22	2:B:80:ILE:HG12	15	1.98
(1,37)	1:A:104:ARG:HH22	2:B:80:ILE:HG13	15	1.98
(1,37)	1:A:104:ARG:HH22	2:B:80:ILE:HG21	15	1.98
(1,37)	1:A:104:ARG:HH22	2:B:80:ILE:HG22	15	1.98
(1,37)	1:A:104:ARG:HH22	2:B:80:ILE:HG23	15	1.98
(1,37)	1:A:104:ARG:HH22	2:B:80:ILE:N	15	1.98
(1,37)	1:A:104:ARG:HH22	2:B:80:ILE:O	15	1.98
(1,37)	1:A:104:ARG:HH22	2:B:84:GLN:C	15	1.98
(1,37)	1:A:104:ARG:HH22	2:B:84:GLN:CA	15	1.98
(1,37)	1:A:104:ARG:HH22	2:B:84:GLN:CB	15	1.98
(1,37)	1:A:104:ARG:HH22	2:B:84:GLN:CD	15	1.98
(1,37)	1:A:104:ARG:HH22	2:B:84:GLN:CG	15	1.98
(1,37)	1:A:104:ARG:HH22	2:B:84:GLN:H	15	1.98
(1,37)	1:A:104:ARG:HH22	2:B:84:GLN:HA	15	1.98
(1,37)	1:A:104:ARG:HH22	2:B:84:GLN:HB2	15	1.98
(1,37)	1:A:104:ARG:HH22	2:B:84:GLN:HB3	15	1.98
(1,37)	1:A:104:ARG:HH22	2:B:84:GLN:HE21	15	1.98
(1,37)	1:A:104:ARG:HH22	2:B:84:GLN:HE22	15	1.98
(1,37)	1:A:104:ARG:HH22	2:B:84:GLN:HG2	15	1.98
(1,37)	1:A:104:ARG:HH22	2:B:84:GLN:HG3	15	1.98
(1,37)	1:A:104:ARG:HH22	2:B:84:GLN:N	15	1.98
(1,37)	1:A:104:ARG:HH22	2:B:84:GLN:NE2	15	1.98
(1,37)	1:A:104:ARG:HH22	2:B:84:GLN:O	15	1.98
(1,37)	1:A:104:ARG:HH22	2:B:84:GLN:OE1	15	1.98
(1,37)	1:A:104:ARG:HH22	2:B:97:THR:C	15	1.98
(1,37)	1:A:104:ARG:HH22	2:B:97:THR:CA	15	1.98
(1,37)	1:A:104:ARG:HH22	2:B:97:THR:CB	15	1.98
(1,37)	1:A:104:ARG:HH22	2:B:97:THR:CG2	15	1.98
(1,37)	1:A:104:ARG:HH22	2:B:97:THR:H	15	1.98
(1,37)	1:A:104:ARG:HH22	2:B:97:THR:HA	15	1.98
(1,37)	1:A:104:ARG:HH22	2:B:97:THR:HB	15	1.98
(1,37)	1:A:104:ARG:HH22	2:B:97:THR:HG1	15	1.98
(1,37)	1:A:104:ARG:HH22	2:B:97:THR:HG21	15	1.98
(1,37)	1:A:104:ARG:HH22	2:B:97:THR:HG22	15	1.98
(1,37)	1:A:104:ARG:HH22	2:B:97:THR:HG23	15	1.98
(1,37)	1:A:104:ARG:HH22	2:B:97:THR:N	15	1.98
(1,37)	1:A:104:ARG:HH22	2:B:97:THR:O	15	1.98
(1,37)	1:A:104:ARG:HH22	2:B:97:THR:OG1	15	1.98
(1,37)	1:A:104:ARG:HH22	2:B:99:HIS:C	15	1.98
(1,37)	1:A:104:ARG:HH22	2:B:99:HIS:CA	15	1.98
(1,37)	1:A:104:ARG:HH22	2:B:99:HIS:CB	15	1.98
(1,37)	1:A:104:ARG:HH22	2:B:99:HIS:CD2	15	1.98

*Continued on next page...*

*Continued from previous page...*

Key	Atom-1	Atom-2	Model ID	Violation (Å)
(1,37)	1:A:104:ARG:HH22	2:B:99:HIS:CE1	15	1.98
(1,37)	1:A:104:ARG:HH22	2:B:99:HIS:CG	15	1.98
(1,37)	1:A:104:ARG:HH22	2:B:99:HIS:H	15	1.98
(1,37)	1:A:104:ARG:HH22	2:B:99:HIS:HA	15	1.98
(1,37)	1:A:104:ARG:HH22	2:B:99:HIS:HB2	15	1.98
(1,37)	1:A:104:ARG:HH22	2:B:99:HIS:HB3	15	1.98
(1,37)	1:A:104:ARG:HH22	2:B:99:HIS:HD1	15	1.98
(1,37)	1:A:104:ARG:HH22	2:B:99:HIS:HD2	15	1.98
(1,37)	1:A:104:ARG:HH22	2:B:99:HIS:HE1	15	1.98
(1,37)	1:A:104:ARG:HH22	2:B:99:HIS:HE2	15	1.98
(1,37)	1:A:104:ARG:HH22	2:B:99:HIS:N	15	1.98
(1,37)	1:A:104:ARG:HH22	2:B:99:HIS:ND1	15	1.98
(1,37)	1:A:104:ARG:HH22	2:B:99:HIS:NE2	15	1.98
(1,37)	1:A:104:ARG:HH22	2:B:99:HIS:O	15	1.98
(1,37)	1:A:104:ARG:HH22	2:B:101:VAL:C	15	1.98
(1,37)	1:A:104:ARG:HH22	2:B:101:VAL:CA	15	1.98
(1,37)	1:A:104:ARG:HH22	2:B:101:VAL:CB	15	1.98
(1,37)	1:A:104:ARG:HH22	2:B:101:VAL:CG1	15	1.98
(1,37)	1:A:104:ARG:HH22	2:B:101:VAL:CG2	15	1.98
(1,37)	1:A:104:ARG:HH22	2:B:101:VAL:H	15	1.98
(1,37)	1:A:104:ARG:HH22	2:B:101:VAL:HA	15	1.98
(1,37)	1:A:104:ARG:HH22	2:B:101:VAL:HB	15	1.98
(1,37)	1:A:104:ARG:HH22	2:B:101:VAL:HG11	15	1.98
(1,37)	1:A:104:ARG:HH22	2:B:101:VAL:HG12	15	1.98
(1,37)	1:A:104:ARG:HH22	2:B:101:VAL:HG13	15	1.98
(1,37)	1:A:104:ARG:HH22	2:B:101:VAL:HG21	15	1.98
(1,37)	1:A:104:ARG:HH22	2:B:101:VAL:HG22	15	1.98
(1,37)	1:A:104:ARG:HH22	2:B:101:VAL:HG23	15	1.98
(1,37)	1:A:104:ARG:HH22	2:B:101:VAL:N	15	1.98
(1,37)	1:A:104:ARG:HH22	2:B:101:VAL:O	15	1.98
(1,37)	1:A:104:ARG:N	2:B:75:ILE:C	15	1.98
(1,37)	1:A:104:ARG:N	2:B:75:ILE:CA	15	1.98
(1,37)	1:A:104:ARG:N	2:B:75:ILE:CB	15	1.98
(1,37)	1:A:104:ARG:N	2:B:75:ILE:CD1	15	1.98
(1,37)	1:A:104:ARG:N	2:B:75:ILE:CG1	15	1.98
(1,37)	1:A:104:ARG:N	2:B:75:ILE:CG2	15	1.98
(1,37)	1:A:104:ARG:N	2:B:75:ILE:H	15	1.98
(1,37)	1:A:104:ARG:N	2:B:75:ILE:HA	15	1.98
(1,37)	1:A:104:ARG:N	2:B:75:ILE:HB	15	1.98
(1,37)	1:A:104:ARG:N	2:B:75:ILE:HD11	15	1.98
(1,37)	1:A:104:ARG:N	2:B:75:ILE:HD12	15	1.98
(1,37)	1:A:104:ARG:N	2:B:75:ILE:HD13	15	1.98

*Continued on next page...*

*Continued from previous page...*

Key	Atom-1	Atom-2	Model ID	Violation (Å)
(1,37)	1:A:104:ARG:N	2:B:75:ILE:HG12	15	1.98
(1,37)	1:A:104:ARG:N	2:B:75:ILE:HG13	15	1.98
(1,37)	1:A:104:ARG:N	2:B:75:ILE:HG21	15	1.98
(1,37)	1:A:104:ARG:N	2:B:75:ILE:HG22	15	1.98
(1,37)	1:A:104:ARG:N	2:B:75:ILE:HG23	15	1.98
(1,37)	1:A:104:ARG:N	2:B:75:ILE:N	15	1.98
(1,37)	1:A:104:ARG:N	2:B:75:ILE:O	15	1.98
(1,37)	1:A:104:ARG:N	2:B:77:ALA:C	15	1.98
(1,37)	1:A:104:ARG:N	2:B:77:ALA:CA	15	1.98
(1,37)	1:A:104:ARG:N	2:B:77:ALA:CB	15	1.98
(1,37)	1:A:104:ARG:N	2:B:77:ALA:H	15	1.98
(1,37)	1:A:104:ARG:N	2:B:77:ALA:HA	15	1.98
(1,37)	1:A:104:ARG:N	2:B:77:ALA:HB1	15	1.98
(1,37)	1:A:104:ARG:N	2:B:77:ALA:HB2	15	1.98
(1,37)	1:A:104:ARG:N	2:B:77:ALA:HB3	15	1.98
(1,37)	1:A:104:ARG:N	2:B:77:ALA:N	15	1.98
(1,37)	1:A:104:ARG:N	2:B:77:ALA:O	15	1.98
(1,37)	1:A:104:ARG:N	2:B:78:GLY:C	15	1.98
(1,37)	1:A:104:ARG:N	2:B:78:GLY:CA	15	1.98
(1,37)	1:A:104:ARG:N	2:B:78:GLY:H	15	1.98
(1,37)	1:A:104:ARG:N	2:B:78:GLY:HA2	15	1.98
(1,37)	1:A:104:ARG:N	2:B:78:GLY:HA3	15	1.98
(1,37)	1:A:104:ARG:N	2:B:78:GLY:N	15	1.98
(1,37)	1:A:104:ARG:N	2:B:78:GLY:O	15	1.98
(1,37)	1:A:104:ARG:N	2:B:79:LYS:C	15	1.98
(1,37)	1:A:104:ARG:N	2:B:79:LYS:CA	15	1.98
(1,37)	1:A:104:ARG:N	2:B:79:LYS:CB	15	1.98
(1,37)	1:A:104:ARG:N	2:B:79:LYS:CD	15	1.98
(1,37)	1:A:104:ARG:N	2:B:79:LYS:CE	15	1.98
(1,37)	1:A:104:ARG:N	2:B:79:LYS:CG	15	1.98
(1,37)	1:A:104:ARG:N	2:B:79:LYS:H	15	1.98
(1,37)	1:A:104:ARG:N	2:B:79:LYS:HA	15	1.98
(1,37)	1:A:104:ARG:N	2:B:79:LYS:HB2	15	1.98
(1,37)	1:A:104:ARG:N	2:B:79:LYS:HB3	15	1.98
(1,37)	1:A:104:ARG:N	2:B:79:LYS:HD2	15	1.98
(1,37)	1:A:104:ARG:N	2:B:79:LYS:HD3	15	1.98
(1,37)	1:A:104:ARG:N	2:B:79:LYS:HE2	15	1.98
(1,37)	1:A:104:ARG:N	2:B:79:LYS:HE3	15	1.98
(1,37)	1:A:104:ARG:N	2:B:79:LYS:HG2	15	1.98
(1,37)	1:A:104:ARG:N	2:B:79:LYS:HG3	15	1.98
(1,37)	1:A:104:ARG:N	2:B:79:LYS:HZ1	15	1.98
(1,37)	1:A:104:ARG:N	2:B:79:LYS:HZ2	15	1.98

*Continued on next page...*

*Continued from previous page...*

Key	Atom-1	Atom-2	Model ID	Violation (Å)
(1,37)	1:A:104:ARG:N	2:B:79:LYS:HZ3	15	1.98
(1,37)	1:A:104:ARG:N	2:B:79:LYS:N	15	1.98
(1,37)	1:A:104:ARG:N	2:B:79:LYS:NZ	15	1.98
(1,37)	1:A:104:ARG:N	2:B:79:LYS:O	15	1.98
(1,37)	1:A:104:ARG:N	2:B:80:ILE:C	15	1.98
(1,37)	1:A:104:ARG:N	2:B:80:ILE:CA	15	1.98
(1,37)	1:A:104:ARG:N	2:B:80:ILE:CB	15	1.98
(1,37)	1:A:104:ARG:N	2:B:80:ILE:CD1	15	1.98
(1,37)	1:A:104:ARG:N	2:B:80:ILE:CG1	15	1.98
(1,37)	1:A:104:ARG:N	2:B:80:ILE:CG2	15	1.98
(1,37)	1:A:104:ARG:N	2:B:80:ILE:H	15	1.98
(1,37)	1:A:104:ARG:N	2:B:80:ILE:HA	15	1.98
(1,37)	1:A:104:ARG:N	2:B:80:ILE:HB	15	1.98
(1,37)	1:A:104:ARG:N	2:B:80:ILE:HD11	15	1.98
(1,37)	1:A:104:ARG:N	2:B:80:ILE:HD12	15	1.98
(1,37)	1:A:104:ARG:N	2:B:80:ILE:HD13	15	1.98
(1,37)	1:A:104:ARG:N	2:B:80:ILE:HG12	15	1.98
(1,37)	1:A:104:ARG:N	2:B:80:ILE:HG13	15	1.98
(1,37)	1:A:104:ARG:N	2:B:80:ILE:HG21	15	1.98
(1,37)	1:A:104:ARG:N	2:B:80:ILE:HG22	15	1.98
(1,37)	1:A:104:ARG:N	2:B:80:ILE:HG23	15	1.98
(1,37)	1:A:104:ARG:N	2:B:80:ILE:N	15	1.98
(1,37)	1:A:104:ARG:N	2:B:80:ILE:O	15	1.98
(1,37)	1:A:104:ARG:N	2:B:84:GLN:C	15	1.98
(1,37)	1:A:104:ARG:N	2:B:84:GLN:CA	15	1.98
(1,37)	1:A:104:ARG:N	2:B:84:GLN:CB	15	1.98
(1,37)	1:A:104:ARG:N	2:B:84:GLN:CD	15	1.98
(1,37)	1:A:104:ARG:N	2:B:84:GLN:CG	15	1.98
(1,37)	1:A:104:ARG:N	2:B:84:GLN:H	15	1.98
(1,37)	1:A:104:ARG:N	2:B:84:GLN:HA	15	1.98
(1,37)	1:A:104:ARG:N	2:B:84:GLN:HB2	15	1.98
(1,37)	1:A:104:ARG:N	2:B:84:GLN:HB3	15	1.98
(1,37)	1:A:104:ARG:N	2:B:84:GLN:HE21	15	1.98
(1,37)	1:A:104:ARG:N	2:B:84:GLN:HE22	15	1.98
(1,37)	1:A:104:ARG:N	2:B:84:GLN:HG2	15	1.98
(1,37)	1:A:104:ARG:N	2:B:84:GLN:HG3	15	1.98
(1,37)	1:A:104:ARG:N	2:B:84:GLN:N	15	1.98
(1,37)	1:A:104:ARG:N	2:B:84:GLN:NE2	15	1.98
(1,37)	1:A:104:ARG:N	2:B:84:GLN:O	15	1.98
(1,37)	1:A:104:ARG:N	2:B:84:GLN:OE1	15	1.98
(1,37)	1:A:104:ARG:N	2:B:97:THR:C	15	1.98
(1,37)	1:A:104:ARG:N	2:B:97:THR:CA	15	1.98

*Continued on next page...*

*Continued from previous page...*

Key	Atom-1	Atom-2	Model ID	Violation (Å)
(1,37)	1:A:104:ARG:N	2:B:97:THR:CB	15	1.98
(1,37)	1:A:104:ARG:N	2:B:97:THR:CG2	15	1.98
(1,37)	1:A:104:ARG:N	2:B:97:THR:H	15	1.98
(1,37)	1:A:104:ARG:N	2:B:97:THR:HA	15	1.98
(1,37)	1:A:104:ARG:N	2:B:97:THR:HB	15	1.98
(1,37)	1:A:104:ARG:N	2:B:97:THR:HG1	15	1.98
(1,37)	1:A:104:ARG:N	2:B:97:THR:HG21	15	1.98
(1,37)	1:A:104:ARG:N	2:B:97:THR:HG22	15	1.98
(1,37)	1:A:104:ARG:N	2:B:97:THR:HG23	15	1.98
(1,37)	1:A:104:ARG:N	2:B:97:THR:N	15	1.98
(1,37)	1:A:104:ARG:N	2:B:97:THR:O	15	1.98
(1,37)	1:A:104:ARG:N	2:B:97:THR:OG1	15	1.98
(1,37)	1:A:104:ARG:N	2:B:99:HIS:C	15	1.98
(1,37)	1:A:104:ARG:N	2:B:99:HIS:CA	15	1.98
(1,37)	1:A:104:ARG:N	2:B:99:HIS:CB	15	1.98
(1,37)	1:A:104:ARG:N	2:B:99:HIS:CD2	15	1.98
(1,37)	1:A:104:ARG:N	2:B:99:HIS:CE1	15	1.98
(1,37)	1:A:104:ARG:N	2:B:99:HIS:CG	15	1.98
(1,37)	1:A:104:ARG:N	2:B:99:HIS:H	15	1.98
(1,37)	1:A:104:ARG:N	2:B:99:HIS:HA	15	1.98
(1,37)	1:A:104:ARG:N	2:B:99:HIS:HB2	15	1.98
(1,37)	1:A:104:ARG:N	2:B:99:HIS:HB3	15	1.98
(1,37)	1:A:104:ARG:N	2:B:99:HIS:HD1	15	1.98
(1,37)	1:A:104:ARG:N	2:B:99:HIS:HD2	15	1.98
(1,37)	1:A:104:ARG:N	2:B:99:HIS:HE1	15	1.98
(1,37)	1:A:104:ARG:N	2:B:99:HIS:HE2	15	1.98
(1,37)	1:A:104:ARG:N	2:B:99:HIS:N	15	1.98
(1,37)	1:A:104:ARG:N	2:B:99:HIS:ND1	15	1.98
(1,37)	1:A:104:ARG:N	2:B:99:HIS:NE2	15	1.98
(1,37)	1:A:104:ARG:N	2:B:99:HIS:O	15	1.98
(1,37)	1:A:104:ARG:N	2:B:101:VAL:C	15	1.98
(1,37)	1:A:104:ARG:N	2:B:101:VAL:CA	15	1.98
(1,37)	1:A:104:ARG:N	2:B:101:VAL:CB	15	1.98
(1,37)	1:A:104:ARG:N	2:B:101:VAL:CG1	15	1.98
(1,37)	1:A:104:ARG:N	2:B:101:VAL:CG2	15	1.98
(1,37)	1:A:104:ARG:N	2:B:101:VAL:H	15	1.98
(1,37)	1:A:104:ARG:N	2:B:101:VAL:HA	15	1.98
(1,37)	1:A:104:ARG:N	2:B:101:VAL:HB	15	1.98
(1,37)	1:A:104:ARG:N	2:B:101:VAL:HG11	15	1.98
(1,37)	1:A:104:ARG:N	2:B:101:VAL:HG12	15	1.98
(1,37)	1:A:104:ARG:N	2:B:101:VAL:HG13	15	1.98
(1,37)	1:A:104:ARG:N	2:B:101:VAL:HG21	15	1.98

*Continued on next page...*

*Continued from previous page...*

Key	Atom-1	Atom-2	Model ID	Violation (Å)
(1,37)	1:A:104:ARG:N	2:B:101:VAL:HG22	15	1.98
(1,37)	1:A:104:ARG:N	2:B:101:VAL:HG23	15	1.98
(1,37)	1:A:104:ARG:N	2:B:101:VAL:N	15	1.98
(1,37)	1:A:104:ARG:N	2:B:101:VAL:O	15	1.98
(1,37)	1:A:104:ARG:NE	2:B:75:ILE:C	15	1.98
(1,37)	1:A:104:ARG:NE	2:B:75:ILE:CA	15	1.98
(1,37)	1:A:104:ARG:NE	2:B:75:ILE:CB	15	1.98
(1,37)	1:A:104:ARG:NE	2:B:75:ILE:CD1	15	1.98
(1,37)	1:A:104:ARG:NE	2:B:75:ILE:CG1	15	1.98
(1,37)	1:A:104:ARG:NE	2:B:75:ILE:CG2	15	1.98
(1,37)	1:A:104:ARG:NE	2:B:75:ILE:H	15	1.98
(1,37)	1:A:104:ARG:NE	2:B:75:ILE:HA	15	1.98
(1,37)	1:A:104:ARG:NE	2:B:75:ILE:HB	15	1.98
(1,37)	1:A:104:ARG:NE	2:B:75:ILE:HD11	15	1.98
(1,37)	1:A:104:ARG:NE	2:B:75:ILE:HD12	15	1.98
(1,37)	1:A:104:ARG:NE	2:B:75:ILE:HD13	15	1.98
(1,37)	1:A:104:ARG:NE	2:B:75:ILE:HG12	15	1.98
(1,37)	1:A:104:ARG:NE	2:B:75:ILE:HG13	15	1.98
(1,37)	1:A:104:ARG:NE	2:B:75:ILE:HG21	15	1.98
(1,37)	1:A:104:ARG:NE	2:B:75:ILE:HG22	15	1.98
(1,37)	1:A:104:ARG:NE	2:B:75:ILE:HG23	15	1.98
(1,37)	1:A:104:ARG:NE	2:B:75:ILE:N	15	1.98
(1,37)	1:A:104:ARG:NE	2:B:75:ILE:O	15	1.98
(1,37)	1:A:104:ARG:NE	2:B:77:ALA:C	15	1.98
(1,37)	1:A:104:ARG:NE	2:B:77:ALA:CA	15	1.98
(1,37)	1:A:104:ARG:NE	2:B:77:ALA:CB	15	1.98
(1,37)	1:A:104:ARG:NE	2:B:77:ALA:H	15	1.98
(1,37)	1:A:104:ARG:NE	2:B:77:ALA:HA	15	1.98
(1,37)	1:A:104:ARG:NE	2:B:77:ALA:HB1	15	1.98
(1,37)	1:A:104:ARG:NE	2:B:77:ALA:HB2	15	1.98
(1,37)	1:A:104:ARG:NE	2:B:77:ALA:HB3	15	1.98
(1,37)	1:A:104:ARG:NE	2:B:77:ALA:N	15	1.98
(1,37)	1:A:104:ARG:NE	2:B:77:ALA:O	15	1.98
(1,37)	1:A:104:ARG:NE	2:B:78:GLY:C	15	1.98
(1,37)	1:A:104:ARG:NE	2:B:78:GLY:CA	15	1.98
(1,37)	1:A:104:ARG:NE	2:B:78:GLY:H	15	1.98
(1,37)	1:A:104:ARG:NE	2:B:78:GLY:HA2	15	1.98
(1,37)	1:A:104:ARG:NE	2:B:78:GLY:HA3	15	1.98
(1,37)	1:A:104:ARG:NE	2:B:78:GLY:N	15	1.98
(1,37)	1:A:104:ARG:NE	2:B:78:GLY:O	15	1.98
(1,37)	1:A:104:ARG:NE	2:B:79:LYS:C	15	1.98
(1,37)	1:A:104:ARG:NE	2:B:79:LYS:CA	15	1.98

*Continued on next page...*

*Continued from previous page...*

Key	Atom-1	Atom-2	Model ID	Violation (Å)
(1,37)	1:A:104:ARG:NE	2:B:79:LYS:CB	15	1.98
(1,37)	1:A:104:ARG:NE	2:B:79:LYS:CD	15	1.98
(1,37)	1:A:104:ARG:NE	2:B:79:LYS:CE	15	1.98
(1,37)	1:A:104:ARG:NE	2:B:79:LYS:CG	15	1.98
(1,37)	1:A:104:ARG:NE	2:B:79:LYS:H	15	1.98
(1,37)	1:A:104:ARG:NE	2:B:79:LYS:HA	15	1.98
(1,37)	1:A:104:ARG:NE	2:B:79:LYS:HB2	15	1.98
(1,37)	1:A:104:ARG:NE	2:B:79:LYS:HB3	15	1.98
(1,37)	1:A:104:ARG:NE	2:B:79:LYS:HD2	15	1.98
(1,37)	1:A:104:ARG:NE	2:B:79:LYS:HD3	15	1.98
(1,37)	1:A:104:ARG:NE	2:B:79:LYS:HE2	15	1.98
(1,37)	1:A:104:ARG:NE	2:B:79:LYS:HE3	15	1.98
(1,37)	1:A:104:ARG:NE	2:B:79:LYS:HG2	15	1.98
(1,37)	1:A:104:ARG:NE	2:B:79:LYS:HG3	15	1.98
(1,37)	1:A:104:ARG:NE	2:B:79:LYS:HZ1	15	1.98
(1,37)	1:A:104:ARG:NE	2:B:79:LYS:HZ2	15	1.98
(1,37)	1:A:104:ARG:NE	2:B:79:LYS:HZ3	15	1.98
(1,37)	1:A:104:ARG:NE	2:B:79:LYS:N	15	1.98
(1,37)	1:A:104:ARG:NE	2:B:79:LYS:NZ	15	1.98
(1,37)	1:A:104:ARG:NE	2:B:79:LYS:O	15	1.98
(1,37)	1:A:104:ARG:NE	2:B:80:ILE:C	15	1.98
(1,37)	1:A:104:ARG:NE	2:B:80:ILE:CA	15	1.98
(1,37)	1:A:104:ARG:NE	2:B:80:ILE:CB	15	1.98
(1,37)	1:A:104:ARG:NE	2:B:80:ILE:CD1	15	1.98
(1,37)	1:A:104:ARG:NE	2:B:80:ILE:CG1	15	1.98
(1,37)	1:A:104:ARG:NE	2:B:80:ILE:CG2	15	1.98
(1,37)	1:A:104:ARG:NE	2:B:80:ILE:H	15	1.98
(1,37)	1:A:104:ARG:NE	2:B:80:ILE:HA	15	1.98
(1,37)	1:A:104:ARG:NE	2:B:80:ILE:HB	15	1.98
(1,37)	1:A:104:ARG:NE	2:B:80:ILE:HD11	15	1.98
(1,37)	1:A:104:ARG:NE	2:B:80:ILE:HD12	15	1.98
(1,37)	1:A:104:ARG:NE	2:B:80:ILE:HD13	15	1.98
(1,37)	1:A:104:ARG:NE	2:B:80:ILE:HG12	15	1.98
(1,37)	1:A:104:ARG:NE	2:B:80:ILE:HG13	15	1.98
(1,37)	1:A:104:ARG:NE	2:B:80:ILE:HG21	15	1.98
(1,37)	1:A:104:ARG:NE	2:B:80:ILE:HG22	15	1.98
(1,37)	1:A:104:ARG:NE	2:B:80:ILE:HG23	15	1.98
(1,37)	1:A:104:ARG:NE	2:B:80:ILE:N	15	1.98
(1,37)	1:A:104:ARG:NE	2:B:80:ILE:O	15	1.98
(1,37)	1:A:104:ARG:NE	2:B:84:GLN:C	15	1.98
(1,37)	1:A:104:ARG:NE	2:B:84:GLN:CA	15	1.98
(1,37)	1:A:104:ARG:NE	2:B:84:GLN:CB	15	1.98

*Continued on next page...*

*Continued from previous page...*

Key	Atom-1	Atom-2	Model ID	Violation (Å)
(1,37)	1:A:104:ARG:NE	2:B:84:GLN:CD	15	1.98
(1,37)	1:A:104:ARG:NE	2:B:84:GLN:CG	15	1.98
(1,37)	1:A:104:ARG:NE	2:B:84:GLN:H	15	1.98
(1,37)	1:A:104:ARG:NE	2:B:84:GLN:HA	15	1.98
(1,37)	1:A:104:ARG:NE	2:B:84:GLN:HB2	15	1.98
(1,37)	1:A:104:ARG:NE	2:B:84:GLN:HB3	15	1.98
(1,37)	1:A:104:ARG:NE	2:B:84:GLN:HE21	15	1.98
(1,37)	1:A:104:ARG:NE	2:B:84:GLN:HE22	15	1.98
(1,37)	1:A:104:ARG:NE	2:B:84:GLN:HG2	15	1.98
(1,37)	1:A:104:ARG:NE	2:B:84:GLN:HG3	15	1.98
(1,37)	1:A:104:ARG:NE	2:B:84:GLN:N	15	1.98
(1,37)	1:A:104:ARG:NE	2:B:84:GLN:NE2	15	1.98
(1,37)	1:A:104:ARG:NE	2:B:84:GLN:O	15	1.98
(1,37)	1:A:104:ARG:NE	2:B:84:GLN:OE1	15	1.98
(1,37)	1:A:104:ARG:NE	2:B:97:THR:C	15	1.98
(1,37)	1:A:104:ARG:NE	2:B:97:THR:CA	15	1.98
(1,37)	1:A:104:ARG:NE	2:B:97:THR:CB	15	1.98
(1,37)	1:A:104:ARG:NE	2:B:97:THR:CG2	15	1.98
(1,37)	1:A:104:ARG:NE	2:B:97:THR:H	15	1.98
(1,37)	1:A:104:ARG:NE	2:B:97:THR:HA	15	1.98
(1,37)	1:A:104:ARG:NE	2:B:97:THR:HB	15	1.98
(1,37)	1:A:104:ARG:NE	2:B:97:THR:HG1	15	1.98
(1,37)	1:A:104:ARG:NE	2:B:97:THR:HG21	15	1.98
(1,37)	1:A:104:ARG:NE	2:B:97:THR:HG22	15	1.98
(1,37)	1:A:104:ARG:NE	2:B:97:THR:HG23	15	1.98
(1,37)	1:A:104:ARG:NE	2:B:97:THR:N	15	1.98
(1,37)	1:A:104:ARG:NE	2:B:97:THR:O	15	1.98
(1,37)	1:A:104:ARG:NE	2:B:97:THR:OG1	15	1.98
(1,37)	1:A:104:ARG:NE	2:B:99:HIS:C	15	1.98
(1,37)	1:A:104:ARG:NE	2:B:99:HIS:CA	15	1.98
(1,37)	1:A:104:ARG:NE	2:B:99:HIS:CB	15	1.98
(1,37)	1:A:104:ARG:NE	2:B:99:HIS:CD2	15	1.98
(1,37)	1:A:104:ARG:NE	2:B:99:HIS:CE1	15	1.98
(1,37)	1:A:104:ARG:NE	2:B:99:HIS:CG	15	1.98
(1,37)	1:A:104:ARG:NE	2:B:99:HIS:H	15	1.98
(1,37)	1:A:104:ARG:NE	2:B:99:HIS:HA	15	1.98
(1,37)	1:A:104:ARG:NE	2:B:99:HIS:HB2	15	1.98
(1,37)	1:A:104:ARG:NE	2:B:99:HIS:HB3	15	1.98
(1,37)	1:A:104:ARG:NE	2:B:99:HIS:HD1	15	1.98
(1,37)	1:A:104:ARG:NE	2:B:99:HIS:HD2	15	1.98
(1,37)	1:A:104:ARG:NE	2:B:99:HIS:HE1	15	1.98
(1,37)	1:A:104:ARG:NE	2:B:99:HIS:HE2	15	1.98

*Continued on next page...*



*Continued from previous page...*

Key	Atom-1	Atom-2	Model ID	Violation (Å)
(1,37)	1:A:104:ARG:NE	2:B:99:HIS:N	15	1.98
(1,37)	1:A:104:ARG:NE	2:B:99:HIS:ND1	15	1.98
(1,37)	1:A:104:ARG:NE	2:B:99:HIS:NE2	15	1.98
(1,37)	1:A:104:ARG:NE	2:B:99:HIS:O	15	1.98
(1,37)	1:A:104:ARG:NE	2:B:101:VAL:C	15	1.98
(1,37)	1:A:104:ARG:NE	2:B:101:VAL:CA	15	1.98
(1,37)	1:A:104:ARG:NE	2:B:101:VAL:CB	15	1.98
(1,37)	1:A:104:ARG:NE	2:B:101:VAL:CG1	15	1.98
(1,37)	1:A:104:ARG:NE	2:B:101:VAL:CG2	15	1.98
(1,37)	1:A:104:ARG:NE	2:B:101:VAL:H	15	1.98
(1,37)	1:A:104:ARG:NE	2:B:101:VAL:HA	15	1.98
(1,37)	1:A:104:ARG:NE	2:B:101:VAL:HB	15	1.98
(1,37)	1:A:104:ARG:NE	2:B:101:VAL:HG11	15	1.98
(1,37)	1:A:104:ARG:NE	2:B:101:VAL:HG12	15	1.98
(1,37)	1:A:104:ARG:NE	2:B:101:VAL:HG13	15	1.98
(1,37)	1:A:104:ARG:NE	2:B:101:VAL:HG21	15	1.98
(1,37)	1:A:104:ARG:NE	2:B:101:VAL:HG22	15	1.98
(1,37)	1:A:104:ARG:NE	2:B:101:VAL:HG23	15	1.98
(1,37)	1:A:104:ARG:NE	2:B:101:VAL:N	15	1.98
(1,37)	1:A:104:ARG:NE	2:B:101:VAL:O	15	1.98
(1,37)	1:A:104:ARG:NH1	2:B:75:ILE:C	15	1.98
(1,37)	1:A:104:ARG:NH1	2:B:75:ILE:CA	15	1.98
(1,37)	1:A:104:ARG:NH1	2:B:75:ILE:CB	15	1.98
(1,37)	1:A:104:ARG:NH1	2:B:75:ILE:CD1	15	1.98
(1,37)	1:A:104:ARG:NH1	2:B:75:ILE:CG1	15	1.98
(1,37)	1:A:104:ARG:NH1	2:B:75:ILE:CG2	15	1.98
(1,37)	1:A:104:ARG:NH1	2:B:75:ILE:H	15	1.98
(1,37)	1:A:104:ARG:NH1	2:B:75:ILE:HA	15	1.98
(1,37)	1:A:104:ARG:NH1	2:B:75:ILE:HB	15	1.98
(1,37)	1:A:104:ARG:NH1	2:B:75:ILE:HD11	15	1.98
(1,37)	1:A:104:ARG:NH1	2:B:75:ILE:HD12	15	1.98
(1,37)	1:A:104:ARG:NH1	2:B:75:ILE:HD13	15	1.98
(1,37)	1:A:104:ARG:NH1	2:B:75:ILE:HG12	15	1.98
(1,37)	1:A:104:ARG:NH1	2:B:75:ILE:HG13	15	1.98
(1,37)	1:A:104:ARG:NH1	2:B:75:ILE:HG21	15	1.98
(1,37)	1:A:104:ARG:NH1	2:B:75:ILE:HG22	15	1.98
(1,37)	1:A:104:ARG:NH1	2:B:75:ILE:HG23	15	1.98
(1,37)	1:A:104:ARG:NH1	2:B:75:ILE:N	15	1.98
(1,37)	1:A:104:ARG:NH1	2:B:75:ILE:O	15	1.98
(1,37)	1:A:104:ARG:NH1	2:B:77:ALA:C	15	1.98
(1,37)	1:A:104:ARG:NH1	2:B:77:ALA:CA	15	1.98
(1,37)	1:A:104:ARG:NH1	2:B:77:ALA:CB	15	1.98

*Continued on next page...*

*Continued from previous page...*

Key	Atom-1	Atom-2	Model ID	Violation (Å)
(1,37)	1:A:104:ARG:NH1	2:B:77:ALA:H	15	1.98
(1,37)	1:A:104:ARG:NH1	2:B:77:ALA:HA	15	1.98
(1,37)	1:A:104:ARG:NH1	2:B:77:ALA:HB1	15	1.98
(1,37)	1:A:104:ARG:NH1	2:B:77:ALA:HB2	15	1.98
(1,37)	1:A:104:ARG:NH1	2:B:77:ALA:HB3	15	1.98
(1,37)	1:A:104:ARG:NH1	2:B:77:ALA:N	15	1.98
(1,37)	1:A:104:ARG:NH1	2:B:77:ALA:O	15	1.98
(1,37)	1:A:104:ARG:NH1	2:B:78:GLY:C	15	1.98
(1,37)	1:A:104:ARG:NH1	2:B:78:GLY:CA	15	1.98
(1,37)	1:A:104:ARG:NH1	2:B:78:GLY:H	15	1.98
(1,37)	1:A:104:ARG:NH1	2:B:78:GLY:HA2	15	1.98
(1,37)	1:A:104:ARG:NH1	2:B:78:GLY:HA3	15	1.98
(1,37)	1:A:104:ARG:NH1	2:B:78:GLY:N	15	1.98
(1,37)	1:A:104:ARG:NH1	2:B:78:GLY:O	15	1.98
(1,37)	1:A:104:ARG:NH1	2:B:79:LYS:C	15	1.98
(1,37)	1:A:104:ARG:NH1	2:B:79:LYS:CA	15	1.98
(1,37)	1:A:104:ARG:NH1	2:B:79:LYS:CB	15	1.98
(1,37)	1:A:104:ARG:NH1	2:B:79:LYS:CD	15	1.98
(1,37)	1:A:104:ARG:NH1	2:B:79:LYS:CE	15	1.98
(1,37)	1:A:104:ARG:NH1	2:B:79:LYS:CG	15	1.98
(1,37)	1:A:104:ARG:NH1	2:B:79:LYS:H	15	1.98
(1,37)	1:A:104:ARG:NH1	2:B:79:LYS:HA	15	1.98
(1,37)	1:A:104:ARG:NH1	2:B:79:LYS:HB2	15	1.98
(1,37)	1:A:104:ARG:NH1	2:B:79:LYS:HB3	15	1.98
(1,37)	1:A:104:ARG:NH1	2:B:79:LYS:HD2	15	1.98
(1,37)	1:A:104:ARG:NH1	2:B:79:LYS:HD3	15	1.98
(1,37)	1:A:104:ARG:NH1	2:B:79:LYS:HE2	15	1.98
(1,37)	1:A:104:ARG:NH1	2:B:79:LYS:HE3	15	1.98
(1,37)	1:A:104:ARG:NH1	2:B:79:LYS:HG2	15	1.98
(1,37)	1:A:104:ARG:NH1	2:B:79:LYS:HG3	15	1.98
(1,37)	1:A:104:ARG:NH1	2:B:79:LYS:HZ1	15	1.98
(1,37)	1:A:104:ARG:NH1	2:B:79:LYS:HZ2	15	1.98
(1,37)	1:A:104:ARG:NH1	2:B:79:LYS:HZ3	15	1.98
(1,37)	1:A:104:ARG:NH1	2:B:79:LYS:N	15	1.98
(1,37)	1:A:104:ARG:NH1	2:B:79:LYS:NZ	15	1.98
(1,37)	1:A:104:ARG:NH1	2:B:79:LYS:O	15	1.98
(1,37)	1:A:104:ARG:NH1	2:B:80:ILE:C	15	1.98
(1,37)	1:A:104:ARG:NH1	2:B:80:ILE:CA	15	1.98
(1,37)	1:A:104:ARG:NH1	2:B:80:ILE:CB	15	1.98
(1,37)	1:A:104:ARG:NH1	2:B:80:ILE:CD1	15	1.98
(1,37)	1:A:104:ARG:NH1	2:B:80:ILE:CG1	15	1.98
(1,37)	1:A:104:ARG:NH1	2:B:80:ILE:CG2	15	1.98

*Continued on next page...*

*Continued from previous page...*

Key	Atom-1	Atom-2	Model ID	Violation (Å)
(1,37)	1:A:104:ARG:NH1	2:B:80:ILE:H	15	1.98
(1,37)	1:A:104:ARG:NH1	2:B:80:ILE:HA	15	1.98
(1,37)	1:A:104:ARG:NH1	2:B:80:ILE:HB	15	1.98
(1,37)	1:A:104:ARG:NH1	2:B:80:ILE:HD11	15	1.98
(1,37)	1:A:104:ARG:NH1	2:B:80:ILE:HD12	15	1.98
(1,37)	1:A:104:ARG:NH1	2:B:80:ILE:HD13	15	1.98
(1,37)	1:A:104:ARG:NH1	2:B:80:ILE:HG12	15	1.98
(1,37)	1:A:104:ARG:NH1	2:B:80:ILE:HG13	15	1.98
(1,37)	1:A:104:ARG:NH1	2:B:80:ILE:HG21	15	1.98
(1,37)	1:A:104:ARG:NH1	2:B:80:ILE:HG22	15	1.98
(1,37)	1:A:104:ARG:NH1	2:B:80:ILE:HG23	15	1.98
(1,37)	1:A:104:ARG:NH1	2:B:80:ILE:N	15	1.98
(1,37)	1:A:104:ARG:NH1	2:B:80:ILE:O	15	1.98
(1,37)	1:A:104:ARG:NH1	2:B:84:GLN:C	15	1.98
(1,37)	1:A:104:ARG:NH1	2:B:84:GLN:CA	15	1.98
(1,37)	1:A:104:ARG:NH1	2:B:84:GLN:CB	15	1.98
(1,37)	1:A:104:ARG:NH1	2:B:84:GLN:CD	15	1.98
(1,37)	1:A:104:ARG:NH1	2:B:84:GLN:CG	15	1.98
(1,37)	1:A:104:ARG:NH1	2:B:84:GLN:H	15	1.98
(1,37)	1:A:104:ARG:NH1	2:B:84:GLN:HA	15	1.98
(1,37)	1:A:104:ARG:NH1	2:B:84:GLN:HB2	15	1.98
(1,37)	1:A:104:ARG:NH1	2:B:84:GLN:HB3	15	1.98
(1,37)	1:A:104:ARG:NH1	2:B:84:GLN:HE21	15	1.98
(1,37)	1:A:104:ARG:NH1	2:B:84:GLN:HE22	15	1.98
(1,37)	1:A:104:ARG:NH1	2:B:84:GLN:HG2	15	1.98
(1,37)	1:A:104:ARG:NH1	2:B:84:GLN:HG3	15	1.98
(1,37)	1:A:104:ARG:NH1	2:B:84:GLN:N	15	1.98
(1,37)	1:A:104:ARG:NH1	2:B:84:GLN:NE2	15	1.98
(1,37)	1:A:104:ARG:NH1	2:B:84:GLN:O	15	1.98
(1,37)	1:A:104:ARG:NH1	2:B:84:GLN:OE1	15	1.98
(1,37)	1:A:104:ARG:NH1	2:B:97:THR:C	15	1.98
(1,37)	1:A:104:ARG:NH1	2:B:97:THR:CA	15	1.98
(1,37)	1:A:104:ARG:NH1	2:B:97:THR:CB	15	1.98
(1,37)	1:A:104:ARG:NH1	2:B:97:THR:CG2	15	1.98
(1,37)	1:A:104:ARG:NH1	2:B:97:THR:H	15	1.98
(1,37)	1:A:104:ARG:NH1	2:B:97:THR:HA	15	1.98
(1,37)	1:A:104:ARG:NH1	2:B:97:THR:HB	15	1.98
(1,37)	1:A:104:ARG:NH1	2:B:97:THR:HG1	15	1.98
(1,37)	1:A:104:ARG:NH1	2:B:97:THR:HG21	15	1.98
(1,37)	1:A:104:ARG:NH1	2:B:97:THR:HG22	15	1.98
(1,37)	1:A:104:ARG:NH1	2:B:97:THR:HG23	15	1.98
(1,37)	1:A:104:ARG:NH1	2:B:97:THR:N	15	1.98

*Continued on next page...*

*Continued from previous page...*

Key	Atom-1	Atom-2	Model ID	Violation (Å)
(1,37)	1:A:104:ARG:NH1	2:B:97:THR:O	15	1.98
(1,37)	1:A:104:ARG:NH1	2:B:97:THR:OG1	15	1.98
(1,37)	1:A:104:ARG:NH1	2:B:99:HIS:C	15	1.98
(1,37)	1:A:104:ARG:NH1	2:B:99:HIS:CA	15	1.98
(1,37)	1:A:104:ARG:NH1	2:B:99:HIS:CB	15	1.98
(1,37)	1:A:104:ARG:NH1	2:B:99:HIS:CD2	15	1.98
(1,37)	1:A:104:ARG:NH1	2:B:99:HIS:CE1	15	1.98
(1,37)	1:A:104:ARG:NH1	2:B:99:HIS:CG	15	1.98
(1,37)	1:A:104:ARG:NH1	2:B:99:HIS:H	15	1.98
(1,37)	1:A:104:ARG:NH1	2:B:99:HIS:HA	15	1.98
(1,37)	1:A:104:ARG:NH1	2:B:99:HIS:HB2	15	1.98
(1,37)	1:A:104:ARG:NH1	2:B:99:HIS:HB3	15	1.98
(1,37)	1:A:104:ARG:NH1	2:B:99:HIS:HD1	15	1.98
(1,37)	1:A:104:ARG:NH1	2:B:99:HIS:HD2	15	1.98
(1,37)	1:A:104:ARG:NH1	2:B:99:HIS:HE1	15	1.98
(1,37)	1:A:104:ARG:NH1	2:B:99:HIS:HE2	15	1.98
(1,37)	1:A:104:ARG:NH1	2:B:99:HIS:N	15	1.98
(1,37)	1:A:104:ARG:NH1	2:B:99:HIS:ND1	15	1.98
(1,37)	1:A:104:ARG:NH1	2:B:99:HIS:NE2	15	1.98
(1,37)	1:A:104:ARG:NH1	2:B:99:HIS:O	15	1.98
(1,37)	1:A:104:ARG:NH1	2:B:101:VAL:C	15	1.98
(1,37)	1:A:104:ARG:NH1	2:B:101:VAL:CA	15	1.98
(1,37)	1:A:104:ARG:NH1	2:B:101:VAL:CB	15	1.98
(1,37)	1:A:104:ARG:NH1	2:B:101:VAL:CG1	15	1.98
(1,37)	1:A:104:ARG:NH1	2:B:101:VAL:CG2	15	1.98
(1,37)	1:A:104:ARG:NH1	2:B:101:VAL:H	15	1.98
(1,37)	1:A:104:ARG:NH1	2:B:101:VAL:HA	15	1.98
(1,37)	1:A:104:ARG:NH1	2:B:101:VAL:HB	15	1.98
(1,37)	1:A:104:ARG:NH1	2:B:101:VAL:HG11	15	1.98
(1,37)	1:A:104:ARG:NH1	2:B:101:VAL:HG12	15	1.98
(1,37)	1:A:104:ARG:NH1	2:B:101:VAL:HG13	15	1.98
(1,37)	1:A:104:ARG:NH1	2:B:101:VAL:HG21	15	1.98
(1,37)	1:A:104:ARG:NH1	2:B:101:VAL:HG22	15	1.98
(1,37)	1:A:104:ARG:NH1	2:B:101:VAL:HG23	15	1.98
(1,37)	1:A:104:ARG:NH1	2:B:101:VAL:N	15	1.98
(1,37)	1:A:104:ARG:NH1	2:B:101:VAL:O	15	1.98
(1,37)	1:A:104:ARG:NH2	2:B:75:ILE:C	15	1.98
(1,37)	1:A:104:ARG:NH2	2:B:75:ILE:CA	15	1.98
(1,37)	1:A:104:ARG:NH2	2:B:75:ILE:CB	15	1.98
(1,37)	1:A:104:ARG:NH2	2:B:75:ILE:CD1	15	1.98
(1,37)	1:A:104:ARG:NH2	2:B:75:ILE:CG1	15	1.98
(1,37)	1:A:104:ARG:NH2	2:B:75:ILE:CG2	15	1.98

*Continued on next page...*

*Continued from previous page...*

Key	Atom-1	Atom-2	Model ID	Violation (Å)
(1,37)	1:A:104:ARG:NH2	2:B:75:ILE:H	15	1.98
(1,37)	1:A:104:ARG:NH2	2:B:75:ILE:HA	15	1.98
(1,37)	1:A:104:ARG:NH2	2:B:75:ILE:HB	15	1.98
(1,37)	1:A:104:ARG:NH2	2:B:75:ILE:HD11	15	1.98
(1,37)	1:A:104:ARG:NH2	2:B:75:ILE:HD12	15	1.98
(1,37)	1:A:104:ARG:NH2	2:B:75:ILE:HD13	15	1.98
(1,37)	1:A:104:ARG:NH2	2:B:75:ILE:HG12	15	1.98
(1,37)	1:A:104:ARG:NH2	2:B:75:ILE:HG13	15	1.98
(1,37)	1:A:104:ARG:NH2	2:B:75:ILE:HG21	15	1.98
(1,37)	1:A:104:ARG:NH2	2:B:75:ILE:HG22	15	1.98
(1,37)	1:A:104:ARG:NH2	2:B:75:ILE:HG23	15	1.98
(1,37)	1:A:104:ARG:NH2	2:B:75:ILE:N	15	1.98
(1,37)	1:A:104:ARG:NH2	2:B:75:ILE:O	15	1.98
(1,37)	1:A:104:ARG:NH2	2:B:77:ALA:C	15	1.98
(1,37)	1:A:104:ARG:NH2	2:B:77:ALA:CA	15	1.98
(1,37)	1:A:104:ARG:NH2	2:B:77:ALA:CB	15	1.98
(1,37)	1:A:104:ARG:NH2	2:B:77:ALA:H	15	1.98
(1,37)	1:A:104:ARG:NH2	2:B:77:ALA:HA	15	1.98
(1,37)	1:A:104:ARG:NH2	2:B:77:ALA:HB1	15	1.98
(1,37)	1:A:104:ARG:NH2	2:B:77:ALA:HB2	15	1.98
(1,37)	1:A:104:ARG:NH2	2:B:77:ALA:HB3	15	1.98
(1,37)	1:A:104:ARG:NH2	2:B:77:ALA:N	15	1.98
(1,37)	1:A:104:ARG:NH2	2:B:77:ALA:O	15	1.98
(1,37)	1:A:104:ARG:NH2	2:B:78:GLY:C	15	1.98
(1,37)	1:A:104:ARG:NH2	2:B:78:GLY:CA	15	1.98
(1,37)	1:A:104:ARG:NH2	2:B:78:GLY:H	15	1.98
(1,37)	1:A:104:ARG:NH2	2:B:78:GLY:HA2	15	1.98
(1,37)	1:A:104:ARG:NH2	2:B:78:GLY:HA3	15	1.98
(1,37)	1:A:104:ARG:NH2	2:B:78:GLY:N	15	1.98
(1,37)	1:A:104:ARG:NH2	2:B:78:GLY:O	15	1.98
(1,37)	1:A:104:ARG:NH2	2:B:79:LYS:C	15	1.98
(1,37)	1:A:104:ARG:NH2	2:B:79:LYS:CA	15	1.98
(1,37)	1:A:104:ARG:NH2	2:B:79:LYS:CB	15	1.98
(1,37)	1:A:104:ARG:NH2	2:B:79:LYS:CD	15	1.98
(1,37)	1:A:104:ARG:NH2	2:B:79:LYS:CE	15	1.98
(1,37)	1:A:104:ARG:NH2	2:B:79:LYS:CG	15	1.98
(1,37)	1:A:104:ARG:NH2	2:B:79:LYS:H	15	1.98
(1,37)	1:A:104:ARG:NH2	2:B:79:LYS:HA	15	1.98
(1,37)	1:A:104:ARG:NH2	2:B:79:LYS:HB2	15	1.98
(1,37)	1:A:104:ARG:NH2	2:B:79:LYS:HB3	15	1.98
(1,37)	1:A:104:ARG:NH2	2:B:79:LYS:HD2	15	1.98
(1,37)	1:A:104:ARG:NH2	2:B:79:LYS:HD3	15	1.98

*Continued on next page...*

*Continued from previous page...*

Key	Atom-1	Atom-2	Model ID	Violation (Å)
(1,37)	1:A:104:ARG:NH2	2:B:79:LYS:HE2	15	1.98
(1,37)	1:A:104:ARG:NH2	2:B:79:LYS:HE3	15	1.98
(1,37)	1:A:104:ARG:NH2	2:B:79:LYS:HG2	15	1.98
(1,37)	1:A:104:ARG:NH2	2:B:79:LYS:HG3	15	1.98
(1,37)	1:A:104:ARG:NH2	2:B:79:LYS:HZ1	15	1.98
(1,37)	1:A:104:ARG:NH2	2:B:79:LYS:HZ2	15	1.98
(1,37)	1:A:104:ARG:NH2	2:B:79:LYS:HZ3	15	1.98
(1,37)	1:A:104:ARG:NH2	2:B:79:LYS:N	15	1.98
(1,37)	1:A:104:ARG:NH2	2:B:79:LYS:NZ	15	1.98
(1,37)	1:A:104:ARG:NH2	2:B:79:LYS:O	15	1.98
(1,37)	1:A:104:ARG:NH2	2:B:80:ILE:C	15	1.98
(1,37)	1:A:104:ARG:NH2	2:B:80:ILE:CA	15	1.98
(1,37)	1:A:104:ARG:NH2	2:B:80:ILE:CB	15	1.98
(1,37)	1:A:104:ARG:NH2	2:B:80:ILE:CD1	15	1.98
(1,37)	1:A:104:ARG:NH2	2:B:80:ILE:CG1	15	1.98
(1,37)	1:A:104:ARG:NH2	2:B:80:ILE:CG2	15	1.98
(1,37)	1:A:104:ARG:NH2	2:B:80:ILE:H	15	1.98
(1,37)	1:A:104:ARG:NH2	2:B:80:ILE:HA	15	1.98
(1,37)	1:A:104:ARG:NH2	2:B:80:ILE:HB	15	1.98
(1,37)	1:A:104:ARG:NH2	2:B:80:ILE:HD11	15	1.98
(1,37)	1:A:104:ARG:NH2	2:B:80:ILE:HD12	15	1.98
(1,37)	1:A:104:ARG:NH2	2:B:80:ILE:HD13	15	1.98
(1,37)	1:A:104:ARG:NH2	2:B:80:ILE:HG12	15	1.98
(1,37)	1:A:104:ARG:NH2	2:B:80:ILE:HG13	15	1.98
(1,37)	1:A:104:ARG:NH2	2:B:80:ILE:HG21	15	1.98
(1,37)	1:A:104:ARG:NH2	2:B:80:ILE:HG22	15	1.98
(1,37)	1:A:104:ARG:NH2	2:B:80:ILE:HG23	15	1.98
(1,37)	1:A:104:ARG:NH2	2:B:80:ILE:N	15	1.98
(1,37)	1:A:104:ARG:NH2	2:B:80:ILE:O	15	1.98
(1,37)	1:A:104:ARG:NH2	2:B:84:GLN:C	15	1.98
(1,37)	1:A:104:ARG:NH2	2:B:84:GLN:CA	15	1.98
(1,37)	1:A:104:ARG:NH2	2:B:84:GLN:CB	15	1.98
(1,37)	1:A:104:ARG:NH2	2:B:84:GLN:CD	15	1.98
(1,37)	1:A:104:ARG:NH2	2:B:84:GLN:CG	15	1.98
(1,37)	1:A:104:ARG:NH2	2:B:84:GLN:H	15	1.98
(1,37)	1:A:104:ARG:NH2	2:B:84:GLN:HA	15	1.98
(1,37)	1:A:104:ARG:NH2	2:B:84:GLN:HB2	15	1.98
(1,37)	1:A:104:ARG:NH2	2:B:84:GLN:HB3	15	1.98
(1,37)	1:A:104:ARG:NH2	2:B:84:GLN:HE21	15	1.98
(1,37)	1:A:104:ARG:NH2	2:B:84:GLN:HE22	15	1.98
(1,37)	1:A:104:ARG:NH2	2:B:84:GLN:HG2	15	1.98
(1,37)	1:A:104:ARG:NH2	2:B:84:GLN:HG3	15	1.98

*Continued on next page...*

*Continued from previous page...*

Key	Atom-1	Atom-2	Model ID	Violation (Å)
(1,37)	1:A:104:ARG:NH2	2:B:84:GLN:N	15	1.98
(1,37)	1:A:104:ARG:NH2	2:B:84:GLN:NE2	15	1.98
(1,37)	1:A:104:ARG:NH2	2:B:84:GLN:O	15	1.98
(1,37)	1:A:104:ARG:NH2	2:B:84:GLN:OE1	15	1.98
(1,37)	1:A:104:ARG:NH2	2:B:97:THR:C	15	1.98
(1,37)	1:A:104:ARG:NH2	2:B:97:THR:CA	15	1.98
(1,37)	1:A:104:ARG:NH2	2:B:97:THR:CB	15	1.98
(1,37)	1:A:104:ARG:NH2	2:B:97:THR:CG2	15	1.98
(1,37)	1:A:104:ARG:NH2	2:B:97:THR:H	15	1.98
(1,37)	1:A:104:ARG:NH2	2:B:97:THR:HA	15	1.98
(1,37)	1:A:104:ARG:NH2	2:B:97:THR:HB	15	1.98
(1,37)	1:A:104:ARG:NH2	2:B:97:THR:HG1	15	1.98
(1,37)	1:A:104:ARG:NH2	2:B:97:THR:HG21	15	1.98
(1,37)	1:A:104:ARG:NH2	2:B:97:THR:HG22	15	1.98
(1,37)	1:A:104:ARG:NH2	2:B:97:THR:HG23	15	1.98
(1,37)	1:A:104:ARG:NH2	2:B:97:THR:N	15	1.98
(1,37)	1:A:104:ARG:NH2	2:B:97:THR:O	15	1.98
(1,37)	1:A:104:ARG:NH2	2:B:97:THR:OG1	15	1.98
(1,37)	1:A:104:ARG:NH2	2:B:99:HIS:C	15	1.98
(1,37)	1:A:104:ARG:NH2	2:B:99:HIS:CA	15	1.98
(1,37)	1:A:104:ARG:NH2	2:B:99:HIS:CB	15	1.98
(1,37)	1:A:104:ARG:NH2	2:B:99:HIS:CD2	15	1.98
(1,37)	1:A:104:ARG:NH2	2:B:99:HIS:CE1	15	1.98
(1,37)	1:A:104:ARG:NH2	2:B:99:HIS:CG	15	1.98
(1,37)	1:A:104:ARG:NH2	2:B:99:HIS:H	15	1.98
(1,37)	1:A:104:ARG:NH2	2:B:99:HIS:HA	15	1.98
(1,37)	1:A:104:ARG:NH2	2:B:99:HIS:HB2	15	1.98
(1,37)	1:A:104:ARG:NH2	2:B:99:HIS:HB3	15	1.98
(1,37)	1:A:104:ARG:NH2	2:B:99:HIS:HD1	15	1.98
(1,37)	1:A:104:ARG:NH2	2:B:99:HIS:HD2	15	1.98
(1,37)	1:A:104:ARG:NH2	2:B:99:HIS:HE1	15	1.98
(1,37)	1:A:104:ARG:NH2	2:B:99:HIS:HE2	15	1.98
(1,37)	1:A:104:ARG:NH2	2:B:99:HIS:N	15	1.98
(1,37)	1:A:104:ARG:NH2	2:B:99:HIS:ND1	15	1.98
(1,37)	1:A:104:ARG:NH2	2:B:99:HIS:NE2	15	1.98
(1,37)	1:A:104:ARG:NH2	2:B:99:HIS:O	15	1.98
(1,37)	1:A:104:ARG:NH2	2:B:101:VAL:C	15	1.98
(1,37)	1:A:104:ARG:NH2	2:B:101:VAL:CA	15	1.98
(1,37)	1:A:104:ARG:NH2	2:B:101:VAL:CB	15	1.98
(1,37)	1:A:104:ARG:NH2	2:B:101:VAL:CG1	15	1.98
(1,37)	1:A:104:ARG:NH2	2:B:101:VAL:CG2	15	1.98
(1,37)	1:A:104:ARG:NH2	2:B:101:VAL:H	15	1.98

*Continued on next page...*

*Continued from previous page...*

Key	Atom-1	Atom-2	Model ID	Violation (Å)
(1,37)	1:A:104:ARG:NH2	2:B:101:VAL:HA	15	1.98
(1,37)	1:A:104:ARG:NH2	2:B:101:VAL:HB	15	1.98
(1,37)	1:A:104:ARG:NH2	2:B:101:VAL:HG11	15	1.98
(1,37)	1:A:104:ARG:NH2	2:B:101:VAL:HG12	15	1.98
(1,37)	1:A:104:ARG:NH2	2:B:101:VAL:HG13	15	1.98
(1,37)	1:A:104:ARG:NH2	2:B:101:VAL:HG21	15	1.98
(1,37)	1:A:104:ARG:NH2	2:B:101:VAL:HG22	15	1.98
(1,37)	1:A:104:ARG:NH2	2:B:101:VAL:HG23	15	1.98
(1,37)	1:A:104:ARG:NH2	2:B:101:VAL:N	15	1.98
(1,37)	1:A:104:ARG:NH2	2:B:101:VAL:O	15	1.98
(1,37)	1:A:104:ARG:O	2:B:75:ILE:C	15	1.98
(1,37)	1:A:104:ARG:O	2:B:75:ILE:CA	15	1.98
(1,37)	1:A:104:ARG:O	2:B:75:ILE:CB	15	1.98
(1,37)	1:A:104:ARG:O	2:B:75:ILE:CD1	15	1.98
(1,37)	1:A:104:ARG:O	2:B:75:ILE:CG1	15	1.98
(1,37)	1:A:104:ARG:O	2:B:75:ILE:CG2	15	1.98
(1,37)	1:A:104:ARG:O	2:B:75:ILE:H	15	1.98
(1,37)	1:A:104:ARG:O	2:B:75:ILE:HA	15	1.98
(1,37)	1:A:104:ARG:O	2:B:75:ILE:HB	15	1.98
(1,37)	1:A:104:ARG:O	2:B:75:ILE:HD11	15	1.98
(1,37)	1:A:104:ARG:O	2:B:75:ILE:HD12	15	1.98
(1,37)	1:A:104:ARG:O	2:B:75:ILE:HD13	15	1.98
(1,37)	1:A:104:ARG:O	2:B:75:ILE:HG12	15	1.98
(1,37)	1:A:104:ARG:O	2:B:75:ILE:HG13	15	1.98
(1,37)	1:A:104:ARG:O	2:B:75:ILE:HG21	15	1.98
(1,37)	1:A:104:ARG:O	2:B:75:ILE:HG22	15	1.98
(1,37)	1:A:104:ARG:O	2:B:75:ILE:HG23	15	1.98
(1,37)	1:A:104:ARG:O	2:B:75:ILE:N	15	1.98
(1,37)	1:A:104:ARG:O	2:B:75:ILE:O	15	1.98
(1,37)	1:A:104:ARG:O	2:B:77:ALA:C	15	1.98
(1,37)	1:A:104:ARG:O	2:B:77:ALA:CA	15	1.98
(1,37)	1:A:104:ARG:O	2:B:77:ALA:CB	15	1.98
(1,37)	1:A:104:ARG:O	2:B:77:ALA:H	15	1.98
(1,37)	1:A:104:ARG:O	2:B:77:ALA:HA	15	1.98
(1,37)	1:A:104:ARG:O	2:B:77:ALA:HB1	15	1.98
(1,37)	1:A:104:ARG:O	2:B:77:ALA:HB2	15	1.98
(1,37)	1:A:104:ARG:O	2:B:77:ALA:HB3	15	1.98
(1,37)	1:A:104:ARG:O	2:B:77:ALA:N	15	1.98
(1,37)	1:A:104:ARG:O	2:B:77:ALA:O	15	1.98
(1,37)	1:A:104:ARG:O	2:B:78:GLY:C	15	1.98
(1,37)	1:A:104:ARG:O	2:B:78:GLY:CA	15	1.98
(1,37)	1:A:104:ARG:O	2:B:78:GLY:H	15	1.98

*Continued on next page...*



*Continued from previous page...*

Key	Atom-1	Atom-2	Model ID	Violation (Å)
(1,37)	1:A:104:ARG:O	2:B:78:GLY:HA2	15	1.98
(1,37)	1:A:104:ARG:O	2:B:78:GLY:HA3	15	1.98
(1,37)	1:A:104:ARG:O	2:B:78:GLY:N	15	1.98
(1,37)	1:A:104:ARG:O	2:B:78:GLY:O	15	1.98
(1,37)	1:A:104:ARG:O	2:B:79:LYS:C	15	1.98
(1,37)	1:A:104:ARG:O	2:B:79:LYS:CA	15	1.98
(1,37)	1:A:104:ARG:O	2:B:79:LYS:CB	15	1.98
(1,37)	1:A:104:ARG:O	2:B:79:LYS:CD	15	1.98
(1,37)	1:A:104:ARG:O	2:B:79:LYS:CE	15	1.98
(1,37)	1:A:104:ARG:O	2:B:79:LYS:CG	15	1.98
(1,37)	1:A:104:ARG:O	2:B:79:LYS:H	15	1.98
(1,37)	1:A:104:ARG:O	2:B:79:LYS:HA	15	1.98
(1,37)	1:A:104:ARG:O	2:B:79:LYS:HB2	15	1.98
(1,37)	1:A:104:ARG:O	2:B:79:LYS:HB3	15	1.98
(1,37)	1:A:104:ARG:O	2:B:79:LYS:HD2	15	1.98
(1,37)	1:A:104:ARG:O	2:B:79:LYS:HD3	15	1.98
(1,37)	1:A:104:ARG:O	2:B:79:LYS:HE2	15	1.98
(1,37)	1:A:104:ARG:O	2:B:79:LYS:HE3	15	1.98
(1,37)	1:A:104:ARG:O	2:B:79:LYS:HG2	15	1.98
(1,37)	1:A:104:ARG:O	2:B:79:LYS:HG3	15	1.98
(1,37)	1:A:104:ARG:O	2:B:79:LYS:HZ1	15	1.98
(1,37)	1:A:104:ARG:O	2:B:79:LYS:HZ2	15	1.98
(1,37)	1:A:104:ARG:O	2:B:79:LYS:HZ3	15	1.98
(1,37)	1:A:104:ARG:O	2:B:79:LYS:N	15	1.98
(1,37)	1:A:104:ARG:O	2:B:79:LYS:NZ	15	1.98
(1,37)	1:A:104:ARG:O	2:B:79:LYS:O	15	1.98
(1,37)	1:A:104:ARG:O	2:B:80:ILE:C	15	1.98
(1,37)	1:A:104:ARG:O	2:B:80:ILE:CA	15	1.98
(1,37)	1:A:104:ARG:O	2:B:80:ILE:CB	15	1.98
(1,37)	1:A:104:ARG:O	2:B:80:ILE:CD1	15	1.98
(1,37)	1:A:104:ARG:O	2:B:80:ILE:CG1	15	1.98
(1,37)	1:A:104:ARG:O	2:B:80:ILE:CG2	15	1.98
(1,37)	1:A:104:ARG:O	2:B:80:ILE:H	15	1.98
(1,37)	1:A:104:ARG:O	2:B:80:ILE:HA	15	1.98
(1,37)	1:A:104:ARG:O	2:B:80:ILE:HB	15	1.98
(1,37)	1:A:104:ARG:O	2:B:80:ILE:HD11	15	1.98
(1,37)	1:A:104:ARG:O	2:B:80:ILE:HD12	15	1.98
(1,37)	1:A:104:ARG:O	2:B:80:ILE:HD13	15	1.98
(1,37)	1:A:104:ARG:O	2:B:80:ILE:HG12	15	1.98
(1,37)	1:A:104:ARG:O	2:B:80:ILE:HG13	15	1.98
(1,37)	1:A:104:ARG:O	2:B:80:ILE:HG21	15	1.98
(1,37)	1:A:104:ARG:O	2:B:80:ILE:HG22	15	1.98

*Continued on next page...*

*Continued from previous page...*

Key	Atom-1	Atom-2	Model ID	Violation (Å)
(1,37)	1:A:104:ARG:O	2:B:80:ILE:HG23	15	1.98
(1,37)	1:A:104:ARG:O	2:B:80:ILE:N	15	1.98
(1,37)	1:A:104:ARG:O	2:B:80:ILE:O	15	1.98
(1,37)	1:A:104:ARG:O	2:B:84:GLN:C	15	1.98
(1,37)	1:A:104:ARG:O	2:B:84:GLN:CA	15	1.98
(1,37)	1:A:104:ARG:O	2:B:84:GLN:CB	15	1.98
(1,37)	1:A:104:ARG:O	2:B:84:GLN:CD	15	1.98
(1,37)	1:A:104:ARG:O	2:B:84:GLN:CG	15	1.98
(1,37)	1:A:104:ARG:O	2:B:84:GLN:H	15	1.98
(1,37)	1:A:104:ARG:O	2:B:84:GLN:HA	15	1.98
(1,37)	1:A:104:ARG:O	2:B:84:GLN:HB2	15	1.98
(1,37)	1:A:104:ARG:O	2:B:84:GLN:HB3	15	1.98
(1,37)	1:A:104:ARG:O	2:B:84:GLN:HE21	15	1.98
(1,37)	1:A:104:ARG:O	2:B:84:GLN:HE22	15	1.98
(1,37)	1:A:104:ARG:O	2:B:84:GLN:HG2	15	1.98
(1,37)	1:A:104:ARG:O	2:B:84:GLN:HG3	15	1.98
(1,37)	1:A:104:ARG:O	2:B:84:GLN:N	15	1.98
(1,37)	1:A:104:ARG:O	2:B:84:GLN:NE2	15	1.98
(1,37)	1:A:104:ARG:O	2:B:84:GLN:O	15	1.98
(1,37)	1:A:104:ARG:O	2:B:84:GLN:OE1	15	1.98
(1,37)	1:A:104:ARG:O	2:B:97:THR:C	15	1.98
(1,37)	1:A:104:ARG:O	2:B:97:THR:CA	15	1.98
(1,37)	1:A:104:ARG:O	2:B:97:THR:CB	15	1.98
(1,37)	1:A:104:ARG:O	2:B:97:THR:CG2	15	1.98
(1,37)	1:A:104:ARG:O	2:B:97:THR:H	15	1.98
(1,37)	1:A:104:ARG:O	2:B:97:THR:HA	15	1.98
(1,37)	1:A:104:ARG:O	2:B:97:THR:HB	15	1.98
(1,37)	1:A:104:ARG:O	2:B:97:THR:HG1	15	1.98
(1,37)	1:A:104:ARG:O	2:B:97:THR:HG21	15	1.98
(1,37)	1:A:104:ARG:O	2:B:97:THR:HG22	15	1.98
(1,37)	1:A:104:ARG:O	2:B:97:THR:HG23	15	1.98
(1,37)	1:A:104:ARG:O	2:B:97:THR:N	15	1.98
(1,37)	1:A:104:ARG:O	2:B:97:THR:O	15	1.98
(1,37)	1:A:104:ARG:O	2:B:97:THR:OG1	15	1.98
(1,37)	1:A:104:ARG:O	2:B:99:HIS:C	15	1.98
(1,37)	1:A:104:ARG:O	2:B:99:HIS:CA	15	1.98
(1,37)	1:A:104:ARG:O	2:B:99:HIS:CB	15	1.98
(1,37)	1:A:104:ARG:O	2:B:99:HIS:CD2	15	1.98
(1,37)	1:A:104:ARG:O	2:B:99:HIS:CE1	15	1.98
(1,37)	1:A:104:ARG:O	2:B:99:HIS:CG	15	1.98
(1,37)	1:A:104:ARG:O	2:B:99:HIS:H	15	1.98
(1,37)	1:A:104:ARG:O	2:B:99:HIS:HA	15	1.98

*Continued on next page...*

*Continued from previous page...*

Key	Atom-1	Atom-2	Model ID	Violation (Å)
(1,37)	1:A:104:ARG:O	2:B:99:HIS:HB2	15	1.98
(1,37)	1:A:104:ARG:O	2:B:99:HIS:HB3	15	1.98
(1,37)	1:A:104:ARG:O	2:B:99:HIS:HD1	15	1.98
(1,37)	1:A:104:ARG:O	2:B:99:HIS:HD2	15	1.98
(1,37)	1:A:104:ARG:O	2:B:99:HIS:HE1	15	1.98
(1,37)	1:A:104:ARG:O	2:B:99:HIS:HE2	15	1.98
(1,37)	1:A:104:ARG:O	2:B:99:HIS:N	15	1.98
(1,37)	1:A:104:ARG:O	2:B:99:HIS:ND1	15	1.98
(1,37)	1:A:104:ARG:O	2:B:99:HIS:NE2	15	1.98
(1,37)	1:A:104:ARG:O	2:B:99:HIS:O	15	1.98
(1,37)	1:A:104:ARG:O	2:B:101:VAL:C	15	1.98
(1,37)	1:A:104:ARG:O	2:B:101:VAL:CA	15	1.98
(1,37)	1:A:104:ARG:O	2:B:101:VAL:CB	15	1.98
(1,37)	1:A:104:ARG:O	2:B:101:VAL:CG1	15	1.98
(1,37)	1:A:104:ARG:O	2:B:101:VAL:CG2	15	1.98
(1,37)	1:A:104:ARG:O	2:B:101:VAL:H	15	1.98
(1,37)	1:A:104:ARG:O	2:B:101:VAL:HA	15	1.98
(1,37)	1:A:104:ARG:O	2:B:101:VAL:HB	15	1.98
(1,37)	1:A:104:ARG:O	2:B:101:VAL:HG11	15	1.98
(1,37)	1:A:104:ARG:O	2:B:101:VAL:HG12	15	1.98
(1,37)	1:A:104:ARG:O	2:B:101:VAL:HG13	15	1.98
(1,37)	1:A:104:ARG:O	2:B:101:VAL:HG21	15	1.98
(1,37)	1:A:104:ARG:O	2:B:101:VAL:HG22	15	1.98
(1,37)	1:A:104:ARG:O	2:B:101:VAL:HG23	15	1.98
(1,37)	1:A:104:ARG:O	2:B:101:VAL:N	15	1.98
(1,37)	1:A:104:ARG:O	2:B:101:VAL:O	15	1.98
(1,37)	1:A:104:ARG:C	2:B:75:ILE:C	3	1.92
(1,37)	1:A:104:ARG:C	2:B:75:ILE:CA	3	1.92
(1,37)	1:A:104:ARG:C	2:B:75:ILE:CB	3	1.92
(1,37)	1:A:104:ARG:C	2:B:75:ILE:CD1	3	1.92
(1,37)	1:A:104:ARG:C	2:B:75:ILE:CG1	3	1.92
(1,37)	1:A:104:ARG:C	2:B:75:ILE:CG2	3	1.92
(1,37)	1:A:104:ARG:C	2:B:75:ILE:H	3	1.92
(1,37)	1:A:104:ARG:C	2:B:75:ILE:HA	3	1.92
(1,37)	1:A:104:ARG:C	2:B:75:ILE:HB	3	1.92
(1,37)	1:A:104:ARG:C	2:B:75:ILE:HD11	3	1.92
(1,37)	1:A:104:ARG:C	2:B:75:ILE:HD12	3	1.92
(1,37)	1:A:104:ARG:C	2:B:75:ILE:HD13	3	1.92
(1,37)	1:A:104:ARG:C	2:B:75:ILE:HG12	3	1.92
(1,37)	1:A:104:ARG:C	2:B:75:ILE:HG13	3	1.92
(1,37)	1:A:104:ARG:C	2:B:75:ILE:HG21	3	1.92
(1,37)	1:A:104:ARG:C	2:B:75:ILE:HG22	3	1.92

*Continued on next page...*

*Continued from previous page...*

Key	Atom-1	Atom-2	Model ID	Violation (Å)
(1,37)	1:A:104:ARG:C	2:B:75:ILE:HG23	3	1.92
(1,37)	1:A:104:ARG:C	2:B:75:ILE:N	3	1.92
(1,37)	1:A:104:ARG:C	2:B:75:ILE:O	3	1.92
(1,37)	1:A:104:ARG:C	2:B:77:ALA:C	3	1.92
(1,37)	1:A:104:ARG:C	2:B:77:ALA:CA	3	1.92
(1,37)	1:A:104:ARG:C	2:B:77:ALA:CB	3	1.92
(1,37)	1:A:104:ARG:C	2:B:77:ALA:H	3	1.92
(1,37)	1:A:104:ARG:C	2:B:77:ALA:HA	3	1.92
(1,37)	1:A:104:ARG:C	2:B:77:ALA:HB1	3	1.92
(1,37)	1:A:104:ARG:C	2:B:77:ALA:HB2	3	1.92
(1,37)	1:A:104:ARG:C	2:B:77:ALA:HB3	3	1.92
(1,37)	1:A:104:ARG:C	2:B:77:ALA:N	3	1.92
(1,37)	1:A:104:ARG:C	2:B:77:ALA:O	3	1.92
(1,37)	1:A:104:ARG:C	2:B:78:GLY:C	3	1.92
(1,37)	1:A:104:ARG:C	2:B:78:GLY:CA	3	1.92
(1,37)	1:A:104:ARG:C	2:B:78:GLY:H	3	1.92
(1,37)	1:A:104:ARG:C	2:B:78:GLY:HA2	3	1.92
(1,37)	1:A:104:ARG:C	2:B:78:GLY:HA3	3	1.92
(1,37)	1:A:104:ARG:C	2:B:78:GLY:N	3	1.92
(1,37)	1:A:104:ARG:C	2:B:78:GLY:O	3	1.92
(1,37)	1:A:104:ARG:C	2:B:79:LYS:C	3	1.92
(1,37)	1:A:104:ARG:C	2:B:79:LYS:CA	3	1.92
(1,37)	1:A:104:ARG:C	2:B:79:LYS:CB	3	1.92
(1,37)	1:A:104:ARG:C	2:B:79:LYS:CD	3	1.92
(1,37)	1:A:104:ARG:C	2:B:79:LYS:CE	3	1.92
(1,37)	1:A:104:ARG:C	2:B:79:LYS:CG	3	1.92
(1,37)	1:A:104:ARG:C	2:B:79:LYS:H	3	1.92
(1,37)	1:A:104:ARG:C	2:B:79:LYS:HA	3	1.92
(1,37)	1:A:104:ARG:C	2:B:79:LYS:HB2	3	1.92
(1,37)	1:A:104:ARG:C	2:B:79:LYS:HB3	3	1.92
(1,37)	1:A:104:ARG:C	2:B:79:LYS:HD2	3	1.92
(1,37)	1:A:104:ARG:C	2:B:79:LYS:HD3	3	1.92
(1,37)	1:A:104:ARG:C	2:B:79:LYS:HE2	3	1.92
(1,37)	1:A:104:ARG:C	2:B:79:LYS:HE3	3	1.92
(1,37)	1:A:104:ARG:C	2:B:79:LYS:HG2	3	1.92
(1,37)	1:A:104:ARG:C	2:B:79:LYS:HG3	3	1.92
(1,37)	1:A:104:ARG:C	2:B:79:LYS:HZ1	3	1.92
(1,37)	1:A:104:ARG:C	2:B:79:LYS:HZ2	3	1.92
(1,37)	1:A:104:ARG:C	2:B:79:LYS:HZ3	3	1.92
(1,37)	1:A:104:ARG:C	2:B:79:LYS:N	3	1.92
(1,37)	1:A:104:ARG:C	2:B:79:LYS:NZ	3	1.92
(1,37)	1:A:104:ARG:C	2:B:79:LYS:O	3	1.92

*Continued on next page...*

*Continued from previous page...*

Key	Atom-1	Atom-2	Model ID	Violation (Å)
(1,37)	1:A:104:ARG:C	2:B:80:ILE:C	3	1.92
(1,37)	1:A:104:ARG:C	2:B:80:ILE:CA	3	1.92
(1,37)	1:A:104:ARG:C	2:B:80:ILE:CB	3	1.92
(1,37)	1:A:104:ARG:C	2:B:80:ILE:CD1	3	1.92
(1,37)	1:A:104:ARG:C	2:B:80:ILE:CG1	3	1.92
(1,37)	1:A:104:ARG:C	2:B:80:ILE:CG2	3	1.92
(1,37)	1:A:104:ARG:C	2:B:80:ILE:H	3	1.92
(1,37)	1:A:104:ARG:C	2:B:80:ILE:HA	3	1.92
(1,37)	1:A:104:ARG:C	2:B:80:ILE:HB	3	1.92
(1,37)	1:A:104:ARG:C	2:B:80:ILE:HD11	3	1.92
(1,37)	1:A:104:ARG:C	2:B:80:ILE:HD12	3	1.92
(1,37)	1:A:104:ARG:C	2:B:80:ILE:HD13	3	1.92
(1,37)	1:A:104:ARG:C	2:B:80:ILE:HG12	3	1.92
(1,37)	1:A:104:ARG:C	2:B:80:ILE:HG13	3	1.92
(1,37)	1:A:104:ARG:C	2:B:80:ILE:HG21	3	1.92
(1,37)	1:A:104:ARG:C	2:B:80:ILE:HG22	3	1.92
(1,37)	1:A:104:ARG:C	2:B:80:ILE:HG23	3	1.92
(1,37)	1:A:104:ARG:C	2:B:80:ILE:N	3	1.92
(1,37)	1:A:104:ARG:C	2:B:80:ILE:O	3	1.92
(1,37)	1:A:104:ARG:C	2:B:84:GLN:C	3	1.92
(1,37)	1:A:104:ARG:C	2:B:84:GLN:CA	3	1.92
(1,37)	1:A:104:ARG:C	2:B:84:GLN:CB	3	1.92
(1,37)	1:A:104:ARG:C	2:B:84:GLN:CD	3	1.92
(1,37)	1:A:104:ARG:C	2:B:84:GLN:CG	3	1.92
(1,37)	1:A:104:ARG:C	2:B:84:GLN:H	3	1.92
(1,37)	1:A:104:ARG:C	2:B:84:GLN:HA	3	1.92
(1,37)	1:A:104:ARG:C	2:B:84:GLN:HB2	3	1.92
(1,37)	1:A:104:ARG:C	2:B:84:GLN:HB3	3	1.92
(1,37)	1:A:104:ARG:C	2:B:84:GLN:HE21	3	1.92
(1,37)	1:A:104:ARG:C	2:B:84:GLN:HE22	3	1.92
(1,37)	1:A:104:ARG:C	2:B:84:GLN:HG2	3	1.92
(1,37)	1:A:104:ARG:C	2:B:84:GLN:HG3	3	1.92
(1,37)	1:A:104:ARG:C	2:B:84:GLN:N	3	1.92
(1,37)	1:A:104:ARG:C	2:B:84:GLN:NE2	3	1.92
(1,37)	1:A:104:ARG:C	2:B:84:GLN:O	3	1.92
(1,37)	1:A:104:ARG:C	2:B:84:GLN:OE1	3	1.92
(1,37)	1:A:104:ARG:C	2:B:97:THR:C	3	1.92
(1,37)	1:A:104:ARG:C	2:B:97:THR:CA	3	1.92
(1,37)	1:A:104:ARG:C	2:B:97:THR:CB	3	1.92
(1,37)	1:A:104:ARG:C	2:B:97:THR:CG2	3	1.92
(1,37)	1:A:104:ARG:C	2:B:97:THR:H	3	1.92
(1,37)	1:A:104:ARG:C	2:B:97:THR:HA	3	1.92

*Continued on next page...*

*Continued from previous page...*

Key	Atom-1	Atom-2	Model ID	Violation (Å)
(1,37)	1:A:104:ARG:C	2:B:97:THR:HB	3	1.92
(1,37)	1:A:104:ARG:C	2:B:97:THR:HG1	3	1.92
(1,37)	1:A:104:ARG:C	2:B:97:THR:HG21	3	1.92
(1,37)	1:A:104:ARG:C	2:B:97:THR:HG22	3	1.92
(1,37)	1:A:104:ARG:C	2:B:97:THR:HG23	3	1.92
(1,37)	1:A:104:ARG:C	2:B:97:THR:N	3	1.92
(1,37)	1:A:104:ARG:C	2:B:97:THR:O	3	1.92
(1,37)	1:A:104:ARG:C	2:B:97:THR:OG1	3	1.92
(1,37)	1:A:104:ARG:C	2:B:99:HIS:C	3	1.92
(1,37)	1:A:104:ARG:C	2:B:99:HIS:CA	3	1.92
(1,37)	1:A:104:ARG:C	2:B:99:HIS:CB	3	1.92
(1,37)	1:A:104:ARG:C	2:B:99:HIS:CD2	3	1.92
(1,37)	1:A:104:ARG:C	2:B:99:HIS:CE1	3	1.92
(1,37)	1:A:104:ARG:C	2:B:99:HIS:CG	3	1.92
(1,37)	1:A:104:ARG:C	2:B:99:HIS:H	3	1.92
(1,37)	1:A:104:ARG:C	2:B:99:HIS:HA	3	1.92
(1,37)	1:A:104:ARG:C	2:B:99:HIS:HB2	3	1.92
(1,37)	1:A:104:ARG:C	2:B:99:HIS:HB3	3	1.92
(1,37)	1:A:104:ARG:C	2:B:99:HIS:HD1	3	1.92
(1,37)	1:A:104:ARG:C	2:B:99:HIS:HD2	3	1.92
(1,37)	1:A:104:ARG:C	2:B:99:HIS:HE1	3	1.92
(1,37)	1:A:104:ARG:C	2:B:99:HIS:HE2	3	1.92
(1,37)	1:A:104:ARG:C	2:B:99:HIS:N	3	1.92
(1,37)	1:A:104:ARG:C	2:B:99:HIS:ND1	3	1.92
(1,37)	1:A:104:ARG:C	2:B:99:HIS:NE2	3	1.92
(1,37)	1:A:104:ARG:C	2:B:99:HIS:O	3	1.92
(1,37)	1:A:104:ARG:C	2:B:101:VAL:C	3	1.92
(1,37)	1:A:104:ARG:C	2:B:101:VAL:CA	3	1.92
(1,37)	1:A:104:ARG:C	2:B:101:VAL:CB	3	1.92
(1,37)	1:A:104:ARG:C	2:B:101:VAL:CG1	3	1.92
(1,37)	1:A:104:ARG:C	2:B:101:VAL:CG2	3	1.92
(1,37)	1:A:104:ARG:C	2:B:101:VAL:H	3	1.92
(1,37)	1:A:104:ARG:C	2:B:101:VAL:HA	3	1.92
(1,37)	1:A:104:ARG:C	2:B:101:VAL:HB	3	1.92
(1,37)	1:A:104:ARG:C	2:B:101:VAL:HG11	3	1.92
(1,37)	1:A:104:ARG:C	2:B:101:VAL:HG12	3	1.92
(1,37)	1:A:104:ARG:C	2:B:101:VAL:HG13	3	1.92
(1,37)	1:A:104:ARG:C	2:B:101:VAL:HG21	3	1.92
(1,37)	1:A:104:ARG:C	2:B:101:VAL:HG22	3	1.92
(1,37)	1:A:104:ARG:C	2:B:101:VAL:HG23	3	1.92
(1,37)	1:A:104:ARG:C	2:B:101:VAL:N	3	1.92
(1,37)	1:A:104:ARG:C	2:B:101:VAL:O	3	1.92

*Continued on next page...*

*Continued from previous page...*

Key	Atom-1	Atom-2	Model ID	Violation (Å)
(1,37)	1:A:104:ARG:CA	2:B:75:ILE:C	3	1.92
(1,37)	1:A:104:ARG:CA	2:B:75:ILE:CA	3	1.92
(1,37)	1:A:104:ARG:CA	2:B:75:ILE:CB	3	1.92
(1,37)	1:A:104:ARG:CA	2:B:75:ILE:CD1	3	1.92
(1,37)	1:A:104:ARG:CA	2:B:75:ILE:CG1	3	1.92
(1,37)	1:A:104:ARG:CA	2:B:75:ILE:CG2	3	1.92
(1,37)	1:A:104:ARG:CA	2:B:75:ILE:H	3	1.92
(1,37)	1:A:104:ARG:CA	2:B:75:ILE:HA	3	1.92
(1,37)	1:A:104:ARG:CA	2:B:75:ILE:HB	3	1.92
(1,37)	1:A:104:ARG:CA	2:B:75:ILE:HD11	3	1.92
(1,37)	1:A:104:ARG:CA	2:B:75:ILE:HD12	3	1.92
(1,37)	1:A:104:ARG:CA	2:B:75:ILE:HD13	3	1.92
(1,37)	1:A:104:ARG:CA	2:B:75:ILE:HG12	3	1.92
(1,37)	1:A:104:ARG:CA	2:B:75:ILE:HG13	3	1.92
(1,37)	1:A:104:ARG:CA	2:B:75:ILE:HG21	3	1.92
(1,37)	1:A:104:ARG:CA	2:B:75:ILE:HG22	3	1.92
(1,37)	1:A:104:ARG:CA	2:B:75:ILE:HG23	3	1.92
(1,37)	1:A:104:ARG:CA	2:B:75:ILE:N	3	1.92
(1,37)	1:A:104:ARG:CA	2:B:75:ILE:O	3	1.92
(1,37)	1:A:104:ARG:CA	2:B:77:ALA:C	3	1.92
(1,37)	1:A:104:ARG:CA	2:B:77:ALA:CA	3	1.92
(1,37)	1:A:104:ARG:CA	2:B:77:ALA:CB	3	1.92
(1,37)	1:A:104:ARG:CA	2:B:77:ALA:H	3	1.92
(1,37)	1:A:104:ARG:CA	2:B:77:ALA:HA	3	1.92
(1,37)	1:A:104:ARG:CA	2:B:77:ALA:HB1	3	1.92
(1,37)	1:A:104:ARG:CA	2:B:77:ALA:HB2	3	1.92
(1,37)	1:A:104:ARG:CA	2:B:77:ALA:HB3	3	1.92
(1,37)	1:A:104:ARG:CA	2:B:77:ALA:N	3	1.92
(1,37)	1:A:104:ARG:CA	2:B:77:ALA:O	3	1.92
(1,37)	1:A:104:ARG:CA	2:B:78:GLY:C	3	1.92
(1,37)	1:A:104:ARG:CA	2:B:78:GLY:CA	3	1.92
(1,37)	1:A:104:ARG:CA	2:B:78:GLY:H	3	1.92
(1,37)	1:A:104:ARG:CA	2:B:78:GLY:HA2	3	1.92
(1,37)	1:A:104:ARG:CA	2:B:78:GLY:HA3	3	1.92
(1,37)	1:A:104:ARG:CA	2:B:78:GLY:N	3	1.92
(1,37)	1:A:104:ARG:CA	2:B:78:GLY:O	3	1.92
(1,37)	1:A:104:ARG:CA	2:B:79:LYS:C	3	1.92
(1,37)	1:A:104:ARG:CA	2:B:79:LYS:CA	3	1.92
(1,37)	1:A:104:ARG:CA	2:B:79:LYS:CB	3	1.92
(1,37)	1:A:104:ARG:CA	2:B:79:LYS:CD	3	1.92
(1,37)	1:A:104:ARG:CA	2:B:79:LYS:CE	3	1.92
(1,37)	1:A:104:ARG:CA	2:B:79:LYS:CG	3	1.92

*Continued on next page...*

*Continued from previous page...*

Key	Atom-1	Atom-2	Model ID	Violation (Å)
(1,37)	1:A:104:ARG:CA	2:B:79:LYS:H	3	1.92
(1,37)	1:A:104:ARG:CA	2:B:79:LYS:HA	3	1.92
(1,37)	1:A:104:ARG:CA	2:B:79:LYS:HB2	3	1.92
(1,37)	1:A:104:ARG:CA	2:B:79:LYS:HB3	3	1.92
(1,37)	1:A:104:ARG:CA	2:B:79:LYS:HD2	3	1.92
(1,37)	1:A:104:ARG:CA	2:B:79:LYS:HD3	3	1.92
(1,37)	1:A:104:ARG:CA	2:B:79:LYS:HE2	3	1.92
(1,37)	1:A:104:ARG:CA	2:B:79:LYS:HE3	3	1.92
(1,37)	1:A:104:ARG:CA	2:B:79:LYS:HG2	3	1.92
(1,37)	1:A:104:ARG:CA	2:B:79:LYS:HG3	3	1.92
(1,37)	1:A:104:ARG:CA	2:B:79:LYS:HZ1	3	1.92
(1,37)	1:A:104:ARG:CA	2:B:79:LYS:HZ2	3	1.92
(1,37)	1:A:104:ARG:CA	2:B:79:LYS:HZ3	3	1.92
(1,37)	1:A:104:ARG:CA	2:B:79:LYS:N	3	1.92
(1,37)	1:A:104:ARG:CA	2:B:79:LYS:NZ	3	1.92
(1,37)	1:A:104:ARG:CA	2:B:79:LYS:O	3	1.92
(1,37)	1:A:104:ARG:CA	2:B:80:ILE:C	3	1.92
(1,37)	1:A:104:ARG:CA	2:B:80:ILE:CA	3	1.92
(1,37)	1:A:104:ARG:CA	2:B:80:ILE:CB	3	1.92
(1,37)	1:A:104:ARG:CA	2:B:80:ILE:CD1	3	1.92
(1,37)	1:A:104:ARG:CA	2:B:80:ILE:CG1	3	1.92
(1,37)	1:A:104:ARG:CA	2:B:80:ILE:CG2	3	1.92
(1,37)	1:A:104:ARG:CA	2:B:80:ILE:H	3	1.92
(1,37)	1:A:104:ARG:CA	2:B:80:ILE:HA	3	1.92
(1,37)	1:A:104:ARG:CA	2:B:80:ILE:HB	3	1.92
(1,37)	1:A:104:ARG:CA	2:B:80:ILE:HD11	3	1.92
(1,37)	1:A:104:ARG:CA	2:B:80:ILE:HD12	3	1.92
(1,37)	1:A:104:ARG:CA	2:B:80:ILE:HD13	3	1.92
(1,37)	1:A:104:ARG:CA	2:B:80:ILE:HG12	3	1.92
(1,37)	1:A:104:ARG:CA	2:B:80:ILE:HG13	3	1.92
(1,37)	1:A:104:ARG:CA	2:B:80:ILE:HG21	3	1.92
(1,37)	1:A:104:ARG:CA	2:B:80:ILE:HG22	3	1.92
(1,37)	1:A:104:ARG:CA	2:B:80:ILE:HG23	3	1.92
(1,37)	1:A:104:ARG:CA	2:B:80:ILE:N	3	1.92
(1,37)	1:A:104:ARG:CA	2:B:80:ILE:O	3	1.92
(1,37)	1:A:104:ARG:CA	2:B:84:GLN:C	3	1.92
(1,37)	1:A:104:ARG:CA	2:B:84:GLN:CA	3	1.92
(1,37)	1:A:104:ARG:CA	2:B:84:GLN:CB	3	1.92
(1,37)	1:A:104:ARG:CA	2:B:84:GLN:CD	3	1.92
(1,37)	1:A:104:ARG:CA	2:B:84:GLN:CG	3	1.92
(1,37)	1:A:104:ARG:CA	2:B:84:GLN:H	3	1.92
(1,37)	1:A:104:ARG:CA	2:B:84:GLN:HA	3	1.92

*Continued on next page...*



*Continued from previous page...*

Key	Atom-1	Atom-2	Model ID	Violation (Å)
(1,37)	1:A:104:ARG:CA	2:B:84:GLN:HB2	3	1.92
(1,37)	1:A:104:ARG:CA	2:B:84:GLN:HB3	3	1.92
(1,37)	1:A:104:ARG:CA	2:B:84:GLN:HE21	3	1.92
(1,37)	1:A:104:ARG:CA	2:B:84:GLN:HE22	3	1.92
(1,37)	1:A:104:ARG:CA	2:B:84:GLN:HG2	3	1.92
(1,37)	1:A:104:ARG:CA	2:B:84:GLN:HG3	3	1.92
(1,37)	1:A:104:ARG:CA	2:B:84:GLN:N	3	1.92
(1,37)	1:A:104:ARG:CA	2:B:84:GLN:NE2	3	1.92
(1,37)	1:A:104:ARG:CA	2:B:84:GLN:O	3	1.92
(1,37)	1:A:104:ARG:CA	2:B:84:GLN:OE1	3	1.92
(1,37)	1:A:104:ARG:CA	2:B:97:THR:C	3	1.92
(1,37)	1:A:104:ARG:CA	2:B:97:THR:CA	3	1.92
(1,37)	1:A:104:ARG:CA	2:B:97:THR:CB	3	1.92
(1,37)	1:A:104:ARG:CA	2:B:97:THR:CG2	3	1.92
(1,37)	1:A:104:ARG:CA	2:B:97:THR:H	3	1.92
(1,37)	1:A:104:ARG:CA	2:B:97:THR:HA	3	1.92
(1,37)	1:A:104:ARG:CA	2:B:97:THR:HB	3	1.92
(1,37)	1:A:104:ARG:CA	2:B:97:THR:HG1	3	1.92
(1,37)	1:A:104:ARG:CA	2:B:97:THR:HG21	3	1.92
(1,37)	1:A:104:ARG:CA	2:B:97:THR:HG22	3	1.92
(1,37)	1:A:104:ARG:CA	2:B:97:THR:HG23	3	1.92
(1,37)	1:A:104:ARG:CA	2:B:97:THR:N	3	1.92
(1,37)	1:A:104:ARG:CA	2:B:97:THR:O	3	1.92
(1,37)	1:A:104:ARG:CA	2:B:97:THR:OG1	3	1.92
(1,37)	1:A:104:ARG:CA	2:B:99:HIS:C	3	1.92
(1,37)	1:A:104:ARG:CA	2:B:99:HIS:CA	3	1.92
(1,37)	1:A:104:ARG:CA	2:B:99:HIS:CB	3	1.92
(1,37)	1:A:104:ARG:CA	2:B:99:HIS:CD2	3	1.92
(1,37)	1:A:104:ARG:CA	2:B:99:HIS:CE1	3	1.92
(1,37)	1:A:104:ARG:CA	2:B:99:HIS:CG	3	1.92
(1,37)	1:A:104:ARG:CA	2:B:99:HIS:H	3	1.92
(1,37)	1:A:104:ARG:CA	2:B:99:HIS:HA	3	1.92
(1,37)	1:A:104:ARG:CA	2:B:99:HIS:HB2	3	1.92
(1,37)	1:A:104:ARG:CA	2:B:99:HIS:HB3	3	1.92
(1,37)	1:A:104:ARG:CA	2:B:99:HIS:HD1	3	1.92
(1,37)	1:A:104:ARG:CA	2:B:99:HIS:HD2	3	1.92
(1,37)	1:A:104:ARG:CA	2:B:99:HIS:HE1	3	1.92
(1,37)	1:A:104:ARG:CA	2:B:99:HIS:HE2	3	1.92
(1,37)	1:A:104:ARG:CA	2:B:99:HIS:N	3	1.92
(1,37)	1:A:104:ARG:CA	2:B:99:HIS:ND1	3	1.92
(1,37)	1:A:104:ARG:CA	2:B:99:HIS:NE2	3	1.92
(1,37)	1:A:104:ARG:CA	2:B:99:HIS:O	3	1.92

*Continued on next page...*

*Continued from previous page...*

Key	Atom-1	Atom-2	Model ID	Violation (Å)
(1,37)	1:A:104:ARG:CA	2:B:101:VAL:C	3	1.92
(1,37)	1:A:104:ARG:CA	2:B:101:VAL:CA	3	1.92
(1,37)	1:A:104:ARG:CA	2:B:101:VAL:CB	3	1.92
(1,37)	1:A:104:ARG:CA	2:B:101:VAL:CG1	3	1.92
(1,37)	1:A:104:ARG:CA	2:B:101:VAL:CG2	3	1.92
(1,37)	1:A:104:ARG:CA	2:B:101:VAL:H	3	1.92
(1,37)	1:A:104:ARG:CA	2:B:101:VAL:HA	3	1.92
(1,37)	1:A:104:ARG:CA	2:B:101:VAL:HB	3	1.92
(1,37)	1:A:104:ARG:CA	2:B:101:VAL:HG11	3	1.92
(1,37)	1:A:104:ARG:CA	2:B:101:VAL:HG12	3	1.92
(1,37)	1:A:104:ARG:CA	2:B:101:VAL:HG13	3	1.92
(1,37)	1:A:104:ARG:CA	2:B:101:VAL:HG21	3	1.92
(1,37)	1:A:104:ARG:CA	2:B:101:VAL:HG22	3	1.92
(1,37)	1:A:104:ARG:CA	2:B:101:VAL:HG23	3	1.92
(1,37)	1:A:104:ARG:CA	2:B:101:VAL:N	3	1.92
(1,37)	1:A:104:ARG:CA	2:B:101:VAL:O	3	1.92
(1,37)	1:A:104:ARG:CB	2:B:75:ILE:C	3	1.92
(1,37)	1:A:104:ARG:CB	2:B:75:ILE:CA	3	1.92
(1,37)	1:A:104:ARG:CB	2:B:75:ILE:CB	3	1.92
(1,37)	1:A:104:ARG:CB	2:B:75:ILE:CD1	3	1.92
(1,37)	1:A:104:ARG:CB	2:B:75:ILE:CG1	3	1.92
(1,37)	1:A:104:ARG:CB	2:B:75:ILE:CG2	3	1.92
(1,37)	1:A:104:ARG:CB	2:B:75:ILE:H	3	1.92
(1,37)	1:A:104:ARG:CB	2:B:75:ILE:HA	3	1.92
(1,37)	1:A:104:ARG:CB	2:B:75:ILE:HB	3	1.92
(1,37)	1:A:104:ARG:CB	2:B:75:ILE:HD11	3	1.92
(1,37)	1:A:104:ARG:CB	2:B:75:ILE:HD12	3	1.92
(1,37)	1:A:104:ARG:CB	2:B:75:ILE:HD13	3	1.92
(1,37)	1:A:104:ARG:CB	2:B:75:ILE:HG12	3	1.92
(1,37)	1:A:104:ARG:CB	2:B:75:ILE:HG13	3	1.92
(1,37)	1:A:104:ARG:CB	2:B:75:ILE:HG21	3	1.92
(1,37)	1:A:104:ARG:CB	2:B:75:ILE:HG22	3	1.92
(1,37)	1:A:104:ARG:CB	2:B:75:ILE:HG23	3	1.92
(1,37)	1:A:104:ARG:CB	2:B:75:ILE:N	3	1.92
(1,37)	1:A:104:ARG:CB	2:B:75:ILE:O	3	1.92
(1,37)	1:A:104:ARG:CB	2:B:77:ALA:C	3	1.92
(1,37)	1:A:104:ARG:CB	2:B:77:ALA:CA	3	1.92
(1,37)	1:A:104:ARG:CB	2:B:77:ALA:CB	3	1.92
(1,37)	1:A:104:ARG:CB	2:B:77:ALA:H	3	1.92
(1,37)	1:A:104:ARG:CB	2:B:77:ALA:HA	3	1.92
(1,37)	1:A:104:ARG:CB	2:B:77:ALA:HB1	3	1.92
(1,37)	1:A:104:ARG:CB	2:B:77:ALA:HB2	3	1.92

*Continued on next page...*

*Continued from previous page...*

Key	Atom-1	Atom-2	Model ID	Violation (Å)
(1,37)	1:A:104:ARG:CB	2:B:77:ALA:HB3	3	1.92
(1,37)	1:A:104:ARG:CB	2:B:77:ALA:N	3	1.92
(1,37)	1:A:104:ARG:CB	2:B:77:ALA:O	3	1.92
(1,37)	1:A:104:ARG:CB	2:B:78:GLY:C	3	1.92
(1,37)	1:A:104:ARG:CB	2:B:78:GLY:CA	3	1.92
(1,37)	1:A:104:ARG:CB	2:B:78:GLY:H	3	1.92
(1,37)	1:A:104:ARG:CB	2:B:78:GLY:HA2	3	1.92
(1,37)	1:A:104:ARG:CB	2:B:78:GLY:HA3	3	1.92
(1,37)	1:A:104:ARG:CB	2:B:78:GLY:N	3	1.92
(1,37)	1:A:104:ARG:CB	2:B:78:GLY:O	3	1.92
(1,37)	1:A:104:ARG:CB	2:B:79:LYS:C	3	1.92
(1,37)	1:A:104:ARG:CB	2:B:79:LYS:CA	3	1.92
(1,37)	1:A:104:ARG:CB	2:B:79:LYS:CB	3	1.92
(1,37)	1:A:104:ARG:CB	2:B:79:LYS:CD	3	1.92
(1,37)	1:A:104:ARG:CB	2:B:79:LYS:CE	3	1.92
(1,37)	1:A:104:ARG:CB	2:B:79:LYS:CG	3	1.92
(1,37)	1:A:104:ARG:CB	2:B:79:LYS:H	3	1.92
(1,37)	1:A:104:ARG:CB	2:B:79:LYS:HA	3	1.92
(1,37)	1:A:104:ARG:CB	2:B:79:LYS:HB2	3	1.92
(1,37)	1:A:104:ARG:CB	2:B:79:LYS:HB3	3	1.92
(1,37)	1:A:104:ARG:CB	2:B:79:LYS:HD2	3	1.92
(1,37)	1:A:104:ARG:CB	2:B:79:LYS:HD3	3	1.92
(1,37)	1:A:104:ARG:CB	2:B:79:LYS:HE2	3	1.92
(1,37)	1:A:104:ARG:CB	2:B:79:LYS:HE3	3	1.92
(1,37)	1:A:104:ARG:CB	2:B:79:LYS:HG2	3	1.92
(1,37)	1:A:104:ARG:CB	2:B:79:LYS:HG3	3	1.92
(1,37)	1:A:104:ARG:CB	2:B:79:LYS:HZ1	3	1.92
(1,37)	1:A:104:ARG:CB	2:B:79:LYS:HZ2	3	1.92
(1,37)	1:A:104:ARG:CB	2:B:79:LYS:HZ3	3	1.92
(1,37)	1:A:104:ARG:CB	2:B:79:LYS:N	3	1.92
(1,37)	1:A:104:ARG:CB	2:B:79:LYS:NZ	3	1.92
(1,37)	1:A:104:ARG:CB	2:B:79:LYS:O	3	1.92
(1,37)	1:A:104:ARG:CB	2:B:80:ILE:C	3	1.92
(1,37)	1:A:104:ARG:CB	2:B:80:ILE:CA	3	1.92
(1,37)	1:A:104:ARG:CB	2:B:80:ILE:CB	3	1.92
(1,37)	1:A:104:ARG:CB	2:B:80:ILE:CD1	3	1.92
(1,37)	1:A:104:ARG:CB	2:B:80:ILE:CG1	3	1.92
(1,37)	1:A:104:ARG:CB	2:B:80:ILE:CG2	3	1.92
(1,37)	1:A:104:ARG:CB	2:B:80:ILE:H	3	1.92
(1,37)	1:A:104:ARG:CB	2:B:80:ILE:HA	3	1.92
(1,37)	1:A:104:ARG:CB	2:B:80:ILE:HB	3	1.92
(1,37)	1:A:104:ARG:CB	2:B:80:ILE:HD11	3	1.92

*Continued on next page...*

*Continued from previous page...*

Key	Atom-1	Atom-2	Model ID	Violation (Å)
(1,37)	1:A:104:ARG:CB	2:B:80:ILE:HD12	3	1.92
(1,37)	1:A:104:ARG:CB	2:B:80:ILE:HD13	3	1.92
(1,37)	1:A:104:ARG:CB	2:B:80:ILE:HG12	3	1.92
(1,37)	1:A:104:ARG:CB	2:B:80:ILE:HG13	3	1.92
(1,37)	1:A:104:ARG:CB	2:B:80:ILE:HG21	3	1.92
(1,37)	1:A:104:ARG:CB	2:B:80:ILE:HG22	3	1.92
(1,37)	1:A:104:ARG:CB	2:B:80:ILE:HG23	3	1.92
(1,37)	1:A:104:ARG:CB	2:B:80:ILE:N	3	1.92
(1,37)	1:A:104:ARG:CB	2:B:80:ILE:O	3	1.92
(1,37)	1:A:104:ARG:CB	2:B:84:GLN:C	3	1.92
(1,37)	1:A:104:ARG:CB	2:B:84:GLN:CA	3	1.92
(1,37)	1:A:104:ARG:CB	2:B:84:GLN:CB	3	1.92
(1,37)	1:A:104:ARG:CB	2:B:84:GLN:CD	3	1.92
(1,37)	1:A:104:ARG:CB	2:B:84:GLN:CG	3	1.92
(1,37)	1:A:104:ARG:CB	2:B:84:GLN:H	3	1.92
(1,37)	1:A:104:ARG:CB	2:B:84:GLN:HA	3	1.92
(1,37)	1:A:104:ARG:CB	2:B:84:GLN:HB2	3	1.92
(1,37)	1:A:104:ARG:CB	2:B:84:GLN:HB3	3	1.92
(1,37)	1:A:104:ARG:CB	2:B:84:GLN:HE21	3	1.92
(1,37)	1:A:104:ARG:CB	2:B:84:GLN:HE22	3	1.92
(1,37)	1:A:104:ARG:CB	2:B:84:GLN:HG2	3	1.92
(1,37)	1:A:104:ARG:CB	2:B:84:GLN:HG3	3	1.92
(1,37)	1:A:104:ARG:CB	2:B:84:GLN:N	3	1.92
(1,37)	1:A:104:ARG:CB	2:B:84:GLN:NE2	3	1.92
(1,37)	1:A:104:ARG:CB	2:B:84:GLN:O	3	1.92
(1,37)	1:A:104:ARG:CB	2:B:84:GLN:OE1	3	1.92
(1,37)	1:A:104:ARG:CB	2:B:97:THR:C	3	1.92
(1,37)	1:A:104:ARG:CB	2:B:97:THR:CA	3	1.92
(1,37)	1:A:104:ARG:CB	2:B:97:THR:CB	3	1.92
(1,37)	1:A:104:ARG:CB	2:B:97:THR:CG2	3	1.92
(1,37)	1:A:104:ARG:CB	2:B:97:THR:H	3	1.92
(1,37)	1:A:104:ARG:CB	2:B:97:THR:HA	3	1.92
(1,37)	1:A:104:ARG:CB	2:B:97:THR:HB	3	1.92
(1,37)	1:A:104:ARG:CB	2:B:97:THR:HG1	3	1.92
(1,37)	1:A:104:ARG:CB	2:B:97:THR:HG21	3	1.92
(1,37)	1:A:104:ARG:CB	2:B:97:THR:HG22	3	1.92
(1,37)	1:A:104:ARG:CB	2:B:97:THR:HG23	3	1.92
(1,37)	1:A:104:ARG:CB	2:B:97:THR:N	3	1.92
(1,37)	1:A:104:ARG:CB	2:B:97:THR:O	3	1.92
(1,37)	1:A:104:ARG:CB	2:B:97:THR:OG1	3	1.92
(1,37)	1:A:104:ARG:CB	2:B:99:HIS:C	3	1.92
(1,37)	1:A:104:ARG:CB	2:B:99:HIS:CA	3	1.92

*Continued on next page...*

*Continued from previous page...*

Key	Atom-1	Atom-2	Model ID	Violation (Å)
(1,37)	1:A:104:ARG:CB	2:B:99:HIS:CB	3	1.92
(1,37)	1:A:104:ARG:CB	2:B:99:HIS:CD2	3	1.92
(1,37)	1:A:104:ARG:CB	2:B:99:HIS:CE1	3	1.92
(1,37)	1:A:104:ARG:CB	2:B:99:HIS:CG	3	1.92
(1,37)	1:A:104:ARG:CB	2:B:99:HIS:H	3	1.92
(1,37)	1:A:104:ARG:CB	2:B:99:HIS:HA	3	1.92
(1,37)	1:A:104:ARG:CB	2:B:99:HIS:HB2	3	1.92
(1,37)	1:A:104:ARG:CB	2:B:99:HIS:HB3	3	1.92
(1,37)	1:A:104:ARG:CB	2:B:99:HIS:HD1	3	1.92
(1,37)	1:A:104:ARG:CB	2:B:99:HIS:HD2	3	1.92
(1,37)	1:A:104:ARG:CB	2:B:99:HIS:HE1	3	1.92
(1,37)	1:A:104:ARG:CB	2:B:99:HIS:HE2	3	1.92
(1,37)	1:A:104:ARG:CB	2:B:99:HIS:N	3	1.92
(1,37)	1:A:104:ARG:CB	2:B:99:HIS:ND1	3	1.92
(1,37)	1:A:104:ARG:CB	2:B:99:HIS:NE2	3	1.92
(1,37)	1:A:104:ARG:CB	2:B:99:HIS:O	3	1.92
(1,37)	1:A:104:ARG:CB	2:B:101:VAL:C	3	1.92
(1,37)	1:A:104:ARG:CB	2:B:101:VAL:CA	3	1.92
(1,37)	1:A:104:ARG:CB	2:B:101:VAL:CB	3	1.92
(1,37)	1:A:104:ARG:CB	2:B:101:VAL:CG1	3	1.92
(1,37)	1:A:104:ARG:CB	2:B:101:VAL:CG2	3	1.92
(1,37)	1:A:104:ARG:CB	2:B:101:VAL:H	3	1.92
(1,37)	1:A:104:ARG:CB	2:B:101:VAL:HA	3	1.92
(1,37)	1:A:104:ARG:CB	2:B:101:VAL:HB	3	1.92
(1,37)	1:A:104:ARG:CB	2:B:101:VAL:HG11	3	1.92
(1,37)	1:A:104:ARG:CB	2:B:101:VAL:HG12	3	1.92
(1,37)	1:A:104:ARG:CB	2:B:101:VAL:HG13	3	1.92
(1,37)	1:A:104:ARG:CB	2:B:101:VAL:HG21	3	1.92
(1,37)	1:A:104:ARG:CB	2:B:101:VAL:HG22	3	1.92
(1,37)	1:A:104:ARG:CB	2:B:101:VAL:HG23	3	1.92
(1,37)	1:A:104:ARG:CB	2:B:101:VAL:N	3	1.92
(1,37)	1:A:104:ARG:CB	2:B:101:VAL:O	3	1.92
(1,37)	1:A:104:ARG:CD	2:B:75:ILE:C	3	1.92
(1,37)	1:A:104:ARG:CD	2:B:75:ILE:CA	3	1.92
(1,37)	1:A:104:ARG:CD	2:B:75:ILE:CB	3	1.92
(1,37)	1:A:104:ARG:CD	2:B:75:ILE:CD1	3	1.92
(1,37)	1:A:104:ARG:CD	2:B:75:ILE:CG1	3	1.92
(1,37)	1:A:104:ARG:CD	2:B:75:ILE:CG2	3	1.92
(1,37)	1:A:104:ARG:CD	2:B:75:ILE:H	3	1.92
(1,37)	1:A:104:ARG:CD	2:B:75:ILE:HA	3	1.92
(1,37)	1:A:104:ARG:CD	2:B:75:ILE:HB	3	1.92
(1,37)	1:A:104:ARG:CD	2:B:75:ILE:HD11	3	1.92

*Continued on next page...*

*Continued from previous page...*

Key	Atom-1	Atom-2	Model ID	Violation (Å)
(1,37)	1:A:104:ARG:CD	2:B:75:ILE:HD12	3	1.92
(1,37)	1:A:104:ARG:CD	2:B:75:ILE:HD13	3	1.92
(1,37)	1:A:104:ARG:CD	2:B:75:ILE:HG12	3	1.92
(1,37)	1:A:104:ARG:CD	2:B:75:ILE:HG13	3	1.92
(1,37)	1:A:104:ARG:CD	2:B:75:ILE:HG21	3	1.92
(1,37)	1:A:104:ARG:CD	2:B:75:ILE:HG22	3	1.92
(1,37)	1:A:104:ARG:CD	2:B:75:ILE:HG23	3	1.92
(1,37)	1:A:104:ARG:CD	2:B:75:ILE:N	3	1.92
(1,37)	1:A:104:ARG:CD	2:B:75:ILE:O	3	1.92
(1,37)	1:A:104:ARG:CD	2:B:77:ALA:C	3	1.92
(1,37)	1:A:104:ARG:CD	2:B:77:ALA:CA	3	1.92
(1,37)	1:A:104:ARG:CD	2:B:77:ALA:CB	3	1.92
(1,37)	1:A:104:ARG:CD	2:B:77:ALA:H	3	1.92
(1,37)	1:A:104:ARG:CD	2:B:77:ALA:HA	3	1.92
(1,37)	1:A:104:ARG:CD	2:B:77:ALA:HB1	3	1.92
(1,37)	1:A:104:ARG:CD	2:B:77:ALA:HB2	3	1.92
(1,37)	1:A:104:ARG:CD	2:B:77:ALA:HB3	3	1.92
(1,37)	1:A:104:ARG:CD	2:B:77:ALA:N	3	1.92
(1,37)	1:A:104:ARG:CD	2:B:77:ALA:O	3	1.92
(1,37)	1:A:104:ARG:CD	2:B:78:GLY:C	3	1.92
(1,37)	1:A:104:ARG:CD	2:B:78:GLY:CA	3	1.92
(1,37)	1:A:104:ARG:CD	2:B:78:GLY:H	3	1.92
(1,37)	1:A:104:ARG:CD	2:B:78:GLY:HA2	3	1.92
(1,37)	1:A:104:ARG:CD	2:B:78:GLY:HA3	3	1.92
(1,37)	1:A:104:ARG:CD	2:B:78:GLY:N	3	1.92
(1,37)	1:A:104:ARG:CD	2:B:78:GLY:O	3	1.92
(1,37)	1:A:104:ARG:CD	2:B:79:LYS:C	3	1.92
(1,37)	1:A:104:ARG:CD	2:B:79:LYS:CA	3	1.92
(1,37)	1:A:104:ARG:CD	2:B:79:LYS:CB	3	1.92
(1,37)	1:A:104:ARG:CD	2:B:79:LYS:CD	3	1.92
(1,37)	1:A:104:ARG:CD	2:B:79:LYS:CE	3	1.92
(1,37)	1:A:104:ARG:CD	2:B:79:LYS:CG	3	1.92
(1,37)	1:A:104:ARG:CD	2:B:79:LYS:H	3	1.92
(1,37)	1:A:104:ARG:CD	2:B:79:LYS:HA	3	1.92
(1,37)	1:A:104:ARG:CD	2:B:79:LYS:HB2	3	1.92
(1,37)	1:A:104:ARG:CD	2:B:79:LYS:HB3	3	1.92
(1,37)	1:A:104:ARG:CD	2:B:79:LYS:HD2	3	1.92
(1,37)	1:A:104:ARG:CD	2:B:79:LYS:HD3	3	1.92
(1,37)	1:A:104:ARG:CD	2:B:79:LYS:HE2	3	1.92
(1,37)	1:A:104:ARG:CD	2:B:79:LYS:HE3	3	1.92
(1,37)	1:A:104:ARG:CD	2:B:79:LYS:HG2	3	1.92
(1,37)	1:A:104:ARG:CD	2:B:79:LYS:HG3	3	1.92

*Continued on next page...*

*Continued from previous page...*

Key	Atom-1	Atom-2	Model ID	Violation (Å)
(1,37)	1:A:104:ARG:CD	2:B:79:LYS:HZ1	3	1.92
(1,37)	1:A:104:ARG:CD	2:B:79:LYS:HZ2	3	1.92
(1,37)	1:A:104:ARG:CD	2:B:79:LYS:HZ3	3	1.92
(1,37)	1:A:104:ARG:CD	2:B:79:LYS:N	3	1.92
(1,37)	1:A:104:ARG:CD	2:B:79:LYS:NZ	3	1.92
(1,37)	1:A:104:ARG:CD	2:B:79:LYS:O	3	1.92
(1,37)	1:A:104:ARG:CD	2:B:80:ILE:C	3	1.92
(1,37)	1:A:104:ARG:CD	2:B:80:ILE:CA	3	1.92
(1,37)	1:A:104:ARG:CD	2:B:80:ILE:CB	3	1.92
(1,37)	1:A:104:ARG:CD	2:B:80:ILE:CD1	3	1.92
(1,37)	1:A:104:ARG:CD	2:B:80:ILE:CG1	3	1.92
(1,37)	1:A:104:ARG:CD	2:B:80:ILE:CG2	3	1.92
(1,37)	1:A:104:ARG:CD	2:B:80:ILE:H	3	1.92
(1,37)	1:A:104:ARG:CD	2:B:80:ILE:HA	3	1.92
(1,37)	1:A:104:ARG:CD	2:B:80:ILE:HB	3	1.92
(1,37)	1:A:104:ARG:CD	2:B:80:ILE:HD11	3	1.92
(1,37)	1:A:104:ARG:CD	2:B:80:ILE:HD12	3	1.92
(1,37)	1:A:104:ARG:CD	2:B:80:ILE:HD13	3	1.92
(1,37)	1:A:104:ARG:CD	2:B:80:ILE:HG12	3	1.92
(1,37)	1:A:104:ARG:CD	2:B:80:ILE:HG13	3	1.92
(1,37)	1:A:104:ARG:CD	2:B:80:ILE:HG21	3	1.92
(1,37)	1:A:104:ARG:CD	2:B:80:ILE:HG22	3	1.92
(1,37)	1:A:104:ARG:CD	2:B:80:ILE:HG23	3	1.92
(1,37)	1:A:104:ARG:CD	2:B:80:ILE:N	3	1.92
(1,37)	1:A:104:ARG:CD	2:B:80:ILE:O	3	1.92
(1,37)	1:A:104:ARG:CD	2:B:84:GLN:C	3	1.92
(1,37)	1:A:104:ARG:CD	2:B:84:GLN:CA	3	1.92
(1,37)	1:A:104:ARG:CD	2:B:84:GLN:CB	3	1.92
(1,37)	1:A:104:ARG:CD	2:B:84:GLN:CD	3	1.92
(1,37)	1:A:104:ARG:CD	2:B:84:GLN:CG	3	1.92
(1,37)	1:A:104:ARG:CD	2:B:84:GLN:H	3	1.92
(1,37)	1:A:104:ARG:CD	2:B:84:GLN:HA	3	1.92
(1,37)	1:A:104:ARG:CD	2:B:84:GLN:HB2	3	1.92
(1,37)	1:A:104:ARG:CD	2:B:84:GLN:HB3	3	1.92
(1,37)	1:A:104:ARG:CD	2:B:84:GLN:HE21	3	1.92
(1,37)	1:A:104:ARG:CD	2:B:84:GLN:HE22	3	1.92
(1,37)	1:A:104:ARG:CD	2:B:84:GLN:HG2	3	1.92
(1,37)	1:A:104:ARG:CD	2:B:84:GLN:HG3	3	1.92
(1,37)	1:A:104:ARG:CD	2:B:84:GLN:N	3	1.92
(1,37)	1:A:104:ARG:CD	2:B:84:GLN:NE2	3	1.92
(1,37)	1:A:104:ARG:CD	2:B:84:GLN:O	3	1.92
(1,37)	1:A:104:ARG:CD	2:B:84:GLN:OE1	3	1.92

*Continued on next page...*

*Continued from previous page...*

Key	Atom-1	Atom-2	Model ID	Violation (Å)
(1,37)	1:A:104:ARG:CD	2:B:97:THR:C	3	1.92
(1,37)	1:A:104:ARG:CD	2:B:97:THR:CA	3	1.92
(1,37)	1:A:104:ARG:CD	2:B:97:THR:CB	3	1.92
(1,37)	1:A:104:ARG:CD	2:B:97:THR:CG2	3	1.92
(1,37)	1:A:104:ARG:CD	2:B:97:THR:H	3	1.92
(1,37)	1:A:104:ARG:CD	2:B:97:THR:HA	3	1.92
(1,37)	1:A:104:ARG:CD	2:B:97:THR:HB	3	1.92
(1,37)	1:A:104:ARG:CD	2:B:97:THR:HG1	3	1.92
(1,37)	1:A:104:ARG:CD	2:B:97:THR:HG21	3	1.92
(1,37)	1:A:104:ARG:CD	2:B:97:THR:HG22	3	1.92
(1,37)	1:A:104:ARG:CD	2:B:97:THR:HG23	3	1.92
(1,37)	1:A:104:ARG:CD	2:B:97:THR:N	3	1.92
(1,37)	1:A:104:ARG:CD	2:B:97:THR:O	3	1.92
(1,37)	1:A:104:ARG:CD	2:B:97:THR:OG1	3	1.92
(1,37)	1:A:104:ARG:CD	2:B:99:HIS:C	3	1.92
(1,37)	1:A:104:ARG:CD	2:B:99:HIS:CA	3	1.92
(1,37)	1:A:104:ARG:CD	2:B:99:HIS:CB	3	1.92
(1,37)	1:A:104:ARG:CD	2:B:99:HIS:CD2	3	1.92
(1,37)	1:A:104:ARG:CD	2:B:99:HIS:CE1	3	1.92
(1,37)	1:A:104:ARG:CD	2:B:99:HIS:CG	3	1.92
(1,37)	1:A:104:ARG:CD	2:B:99:HIS:H	3	1.92
(1,37)	1:A:104:ARG:CD	2:B:99:HIS:HA	3	1.92
(1,37)	1:A:104:ARG:CD	2:B:99:HIS:HB2	3	1.92
(1,37)	1:A:104:ARG:CD	2:B:99:HIS:HB3	3	1.92
(1,37)	1:A:104:ARG:CD	2:B:99:HIS:HD1	3	1.92
(1,37)	1:A:104:ARG:CD	2:B:99:HIS:HD2	3	1.92
(1,37)	1:A:104:ARG:CD	2:B:99:HIS:HE1	3	1.92
(1,37)	1:A:104:ARG:CD	2:B:99:HIS:HE2	3	1.92
(1,37)	1:A:104:ARG:CD	2:B:99:HIS:N	3	1.92
(1,37)	1:A:104:ARG:CD	2:B:99:HIS:ND1	3	1.92
(1,37)	1:A:104:ARG:CD	2:B:99:HIS:NE2	3	1.92
(1,37)	1:A:104:ARG:CD	2:B:99:HIS:O	3	1.92
(1,37)	1:A:104:ARG:CD	2:B:101:VAL:C	3	1.92
(1,37)	1:A:104:ARG:CD	2:B:101:VAL:CA	3	1.92
(1,37)	1:A:104:ARG:CD	2:B:101:VAL:CB	3	1.92
(1,37)	1:A:104:ARG:CD	2:B:101:VAL:CG1	3	1.92
(1,37)	1:A:104:ARG:CD	2:B:101:VAL:CG2	3	1.92
(1,37)	1:A:104:ARG:CD	2:B:101:VAL:H	3	1.92
(1,37)	1:A:104:ARG:CD	2:B:101:VAL:HA	3	1.92
(1,37)	1:A:104:ARG:CD	2:B:101:VAL:HB	3	1.92
(1,37)	1:A:104:ARG:CD	2:B:101:VAL:HG11	3	1.92
(1,37)	1:A:104:ARG:CD	2:B:101:VAL:HG12	3	1.92

*Continued on next page...*



*Continued from previous page...*

Key	Atom-1	Atom-2	Model ID	Violation (Å)
(1,37)	1:A:104:ARG:CD	2:B:101:VAL:HG13	3	1.92
(1,37)	1:A:104:ARG:CD	2:B:101:VAL:HG21	3	1.92
(1,37)	1:A:104:ARG:CD	2:B:101:VAL:HG22	3	1.92
(1,37)	1:A:104:ARG:CD	2:B:101:VAL:HG23	3	1.92
(1,37)	1:A:104:ARG:CD	2:B:101:VAL:N	3	1.92
(1,37)	1:A:104:ARG:CD	2:B:101:VAL:O	3	1.92
(1,37)	1:A:104:ARG:CG	2:B:75:ILE:C	3	1.92
(1,37)	1:A:104:ARG:CG	2:B:75:ILE:CA	3	1.92
(1,37)	1:A:104:ARG:CG	2:B:75:ILE:CB	3	1.92
(1,37)	1:A:104:ARG:CG	2:B:75:ILE:CD1	3	1.92
(1,37)	1:A:104:ARG:CG	2:B:75:ILE:CG1	3	1.92
(1,37)	1:A:104:ARG:CG	2:B:75:ILE:CG2	3	1.92
(1,37)	1:A:104:ARG:CG	2:B:75:ILE:H	3	1.92
(1,37)	1:A:104:ARG:CG	2:B:75:ILE:HA	3	1.92
(1,37)	1:A:104:ARG:CG	2:B:75:ILE:HB	3	1.92
(1,37)	1:A:104:ARG:CG	2:B:75:ILE:HD11	3	1.92
(1,37)	1:A:104:ARG:CG	2:B:75:ILE:HD12	3	1.92
(1,37)	1:A:104:ARG:CG	2:B:75:ILE:HD13	3	1.92
(1,37)	1:A:104:ARG:CG	2:B:75:ILE:HG12	3	1.92
(1,37)	1:A:104:ARG:CG	2:B:75:ILE:HG13	3	1.92
(1,37)	1:A:104:ARG:CG	2:B:75:ILE:HG21	3	1.92
(1,37)	1:A:104:ARG:CG	2:B:75:ILE:HG22	3	1.92
(1,37)	1:A:104:ARG:CG	2:B:75:ILE:HG23	3	1.92
(1,37)	1:A:104:ARG:CG	2:B:75:ILE:N	3	1.92
(1,37)	1:A:104:ARG:CG	2:B:75:ILE:O	3	1.92
(1,37)	1:A:104:ARG:CG	2:B:77:ALA:C	3	1.92
(1,37)	1:A:104:ARG:CG	2:B:77:ALA:CA	3	1.92
(1,37)	1:A:104:ARG:CG	2:B:77:ALA:CB	3	1.92
(1,37)	1:A:104:ARG:CG	2:B:77:ALA:H	3	1.92
(1,37)	1:A:104:ARG:CG	2:B:77:ALA:HA	3	1.92
(1,37)	1:A:104:ARG:CG	2:B:77:ALA:HB1	3	1.92
(1,37)	1:A:104:ARG:CG	2:B:77:ALA:HB2	3	1.92
(1,37)	1:A:104:ARG:CG	2:B:77:ALA:HB3	3	1.92
(1,37)	1:A:104:ARG:CG	2:B:77:ALA:N	3	1.92
(1,37)	1:A:104:ARG:CG	2:B:77:ALA:O	3	1.92
(1,37)	1:A:104:ARG:CG	2:B:78:GLY:C	3	1.92
(1,37)	1:A:104:ARG:CG	2:B:78:GLY:CA	3	1.92
(1,37)	1:A:104:ARG:CG	2:B:78:GLY:H	3	1.92
(1,37)	1:A:104:ARG:CG	2:B:78:GLY:HA2	3	1.92
(1,37)	1:A:104:ARG:CG	2:B:78:GLY:HA3	3	1.92
(1,37)	1:A:104:ARG:CG	2:B:78:GLY:N	3	1.92
(1,37)	1:A:104:ARG:CG	2:B:78:GLY:O	3	1.92

*Continued on next page...*

*Continued from previous page...*

Key	Atom-1	Atom-2	Model ID	Violation (Å)
(1,37)	1:A:104:ARG:CG	2:B:79:LYS:C	3	1.92
(1,37)	1:A:104:ARG:CG	2:B:79:LYS:CA	3	1.92
(1,37)	1:A:104:ARG:CG	2:B:79:LYS:CB	3	1.92
(1,37)	1:A:104:ARG:CG	2:B:79:LYS:CD	3	1.92
(1,37)	1:A:104:ARG:CG	2:B:79:LYS:CE	3	1.92
(1,37)	1:A:104:ARG:CG	2:B:79:LYS:CG	3	1.92
(1,37)	1:A:104:ARG:CG	2:B:79:LYS:H	3	1.92
(1,37)	1:A:104:ARG:CG	2:B:79:LYS:HA	3	1.92
(1,37)	1:A:104:ARG:CG	2:B:79:LYS:HB2	3	1.92
(1,37)	1:A:104:ARG:CG	2:B:79:LYS:HB3	3	1.92
(1,37)	1:A:104:ARG:CG	2:B:79:LYS:HD2	3	1.92
(1,37)	1:A:104:ARG:CG	2:B:79:LYS:HD3	3	1.92
(1,37)	1:A:104:ARG:CG	2:B:79:LYS:HE2	3	1.92
(1,37)	1:A:104:ARG:CG	2:B:79:LYS:HE3	3	1.92
(1,37)	1:A:104:ARG:CG	2:B:79:LYS:HG2	3	1.92
(1,37)	1:A:104:ARG:CG	2:B:79:LYS:HG3	3	1.92
(1,37)	1:A:104:ARG:CG	2:B:79:LYS:HZ1	3	1.92
(1,37)	1:A:104:ARG:CG	2:B:79:LYS:HZ2	3	1.92
(1,37)	1:A:104:ARG:CG	2:B:79:LYS:HZ3	3	1.92
(1,37)	1:A:104:ARG:CG	2:B:79:LYS:N	3	1.92
(1,37)	1:A:104:ARG:CG	2:B:79:LYS:NZ	3	1.92
(1,37)	1:A:104:ARG:CG	2:B:79:LYS:O	3	1.92
(1,37)	1:A:104:ARG:CG	2:B:80:ILE:C	3	1.92
(1,37)	1:A:104:ARG:CG	2:B:80:ILE:CA	3	1.92
(1,37)	1:A:104:ARG:CG	2:B:80:ILE:CB	3	1.92
(1,37)	1:A:104:ARG:CG	2:B:80:ILE:CD1	3	1.92
(1,37)	1:A:104:ARG:CG	2:B:80:ILE:CG1	3	1.92
(1,37)	1:A:104:ARG:CG	2:B:80:ILE:CG2	3	1.92
(1,37)	1:A:104:ARG:CG	2:B:80:ILE:H	3	1.92
(1,37)	1:A:104:ARG:CG	2:B:80:ILE:HA	3	1.92
(1,37)	1:A:104:ARG:CG	2:B:80:ILE:HB	3	1.92
(1,37)	1:A:104:ARG:CG	2:B:80:ILE:HD11	3	1.92
(1,37)	1:A:104:ARG:CG	2:B:80:ILE:HD12	3	1.92
(1,37)	1:A:104:ARG:CG	2:B:80:ILE:HD13	3	1.92
(1,37)	1:A:104:ARG:CG	2:B:80:ILE:HG12	3	1.92
(1,37)	1:A:104:ARG:CG	2:B:80:ILE:HG13	3	1.92
(1,37)	1:A:104:ARG:CG	2:B:80:ILE:HG21	3	1.92
(1,37)	1:A:104:ARG:CG	2:B:80:ILE:HG22	3	1.92
(1,37)	1:A:104:ARG:CG	2:B:80:ILE:HG23	3	1.92
(1,37)	1:A:104:ARG:CG	2:B:80:ILE:N	3	1.92
(1,37)	1:A:104:ARG:CG	2:B:80:ILE:O	3	1.92
(1,37)	1:A:104:ARG:CG	2:B:84:GLN:C	3	1.92

*Continued on next page...*

*Continued from previous page...*

Key	Atom-1	Atom-2	Model ID	Violation (Å)
(1,37)	1:A:104:ARG:CG	2:B:84:GLN:CA	3	1.92
(1,37)	1:A:104:ARG:CG	2:B:84:GLN:CB	3	1.92
(1,37)	1:A:104:ARG:CG	2:B:84:GLN:CD	3	1.92
(1,37)	1:A:104:ARG:CG	2:B:84:GLN:CG	3	1.92
(1,37)	1:A:104:ARG:CG	2:B:84:GLN:H	3	1.92
(1,37)	1:A:104:ARG:CG	2:B:84:GLN:HA	3	1.92
(1,37)	1:A:104:ARG:CG	2:B:84:GLN:HB2	3	1.92
(1,37)	1:A:104:ARG:CG	2:B:84:GLN:HB3	3	1.92
(1,37)	1:A:104:ARG:CG	2:B:84:GLN:HE21	3	1.92
(1,37)	1:A:104:ARG:CG	2:B:84:GLN:HE22	3	1.92
(1,37)	1:A:104:ARG:CG	2:B:84:GLN:HG2	3	1.92
(1,37)	1:A:104:ARG:CG	2:B:84:GLN:HG3	3	1.92
(1,37)	1:A:104:ARG:CG	2:B:84:GLN:N	3	1.92
(1,37)	1:A:104:ARG:CG	2:B:84:GLN:NE2	3	1.92
(1,37)	1:A:104:ARG:CG	2:B:84:GLN:O	3	1.92
(1,37)	1:A:104:ARG:CG	2:B:84:GLN:OE1	3	1.92
(1,37)	1:A:104:ARG:CG	2:B:97:THR:C	3	1.92
(1,37)	1:A:104:ARG:CG	2:B:97:THR:CA	3	1.92
(1,37)	1:A:104:ARG:CG	2:B:97:THR:CB	3	1.92
(1,37)	1:A:104:ARG:CG	2:B:97:THR:CG2	3	1.92
(1,37)	1:A:104:ARG:CG	2:B:97:THR:H	3	1.92
(1,37)	1:A:104:ARG:CG	2:B:97:THR:HA	3	1.92
(1,37)	1:A:104:ARG:CG	2:B:97:THR:HB	3	1.92
(1,37)	1:A:104:ARG:CG	2:B:97:THR:HG1	3	1.92
(1,37)	1:A:104:ARG:CG	2:B:97:THR:HG21	3	1.92
(1,37)	1:A:104:ARG:CG	2:B:97:THR:HG22	3	1.92
(1,37)	1:A:104:ARG:CG	2:B:97:THR:HG23	3	1.92
(1,37)	1:A:104:ARG:CG	2:B:97:THR:N	3	1.92
(1,37)	1:A:104:ARG:CG	2:B:97:THR:O	3	1.92
(1,37)	1:A:104:ARG:CG	2:B:97:THR:OG1	3	1.92
(1,37)	1:A:104:ARG:CG	2:B:99:HIS:C	3	1.92
(1,37)	1:A:104:ARG:CG	2:B:99:HIS:CA	3	1.92
(1,37)	1:A:104:ARG:CG	2:B:99:HIS:CB	3	1.92
(1,37)	1:A:104:ARG:CG	2:B:99:HIS:CD2	3	1.92
(1,37)	1:A:104:ARG:CG	2:B:99:HIS:CE1	3	1.92
(1,37)	1:A:104:ARG:CG	2:B:99:HIS:CG	3	1.92
(1,37)	1:A:104:ARG:CG	2:B:99:HIS:H	3	1.92
(1,37)	1:A:104:ARG:CG	2:B:99:HIS:HA	3	1.92
(1,37)	1:A:104:ARG:CG	2:B:99:HIS:HB2	3	1.92
(1,37)	1:A:104:ARG:CG	2:B:99:HIS:HB3	3	1.92
(1,37)	1:A:104:ARG:CG	2:B:99:HIS:HD1	3	1.92
(1,37)	1:A:104:ARG:CG	2:B:99:HIS:HD2	3	1.92

*Continued on next page...*

*Continued from previous page...*

Key	Atom-1	Atom-2	Model ID	Violation (Å)
(1,37)	1:A:104:ARG:CG	2:B:99:HIS:HE1	3	1.92
(1,37)	1:A:104:ARG:CG	2:B:99:HIS:HE2	3	1.92
(1,37)	1:A:104:ARG:CG	2:B:99:HIS:N	3	1.92
(1,37)	1:A:104:ARG:CG	2:B:99:HIS:ND1	3	1.92
(1,37)	1:A:104:ARG:CG	2:B:99:HIS:NE2	3	1.92
(1,37)	1:A:104:ARG:CG	2:B:99:HIS:O	3	1.92
(1,37)	1:A:104:ARG:CG	2:B:101:VAL:C	3	1.92
(1,37)	1:A:104:ARG:CG	2:B:101:VAL:CA	3	1.92
(1,37)	1:A:104:ARG:CG	2:B:101:VAL:CB	3	1.92
(1,37)	1:A:104:ARG:CG	2:B:101:VAL:CG1	3	1.92
(1,37)	1:A:104:ARG:CG	2:B:101:VAL:CG2	3	1.92
(1,37)	1:A:104:ARG:CG	2:B:101:VAL:H	3	1.92
(1,37)	1:A:104:ARG:CG	2:B:101:VAL:HA	3	1.92
(1,37)	1:A:104:ARG:CG	2:B:101:VAL:HB	3	1.92
(1,37)	1:A:104:ARG:CG	2:B:101:VAL:HG11	3	1.92
(1,37)	1:A:104:ARG:CG	2:B:101:VAL:HG12	3	1.92
(1,37)	1:A:104:ARG:CG	2:B:101:VAL:HG13	3	1.92
(1,37)	1:A:104:ARG:CG	2:B:101:VAL:HG21	3	1.92
(1,37)	1:A:104:ARG:CG	2:B:101:VAL:HG22	3	1.92
(1,37)	1:A:104:ARG:CG	2:B:101:VAL:HG23	3	1.92
(1,37)	1:A:104:ARG:CG	2:B:101:VAL:N	3	1.92
(1,37)	1:A:104:ARG:CG	2:B:101:VAL:O	3	1.92
(1,37)	1:A:104:ARG:CZ	2:B:75:ILE:C	3	1.92
(1,37)	1:A:104:ARG:CZ	2:B:75:ILE:CA	3	1.92
(1,37)	1:A:104:ARG:CZ	2:B:75:ILE:CB	3	1.92
(1,37)	1:A:104:ARG:CZ	2:B:75:ILE:CD1	3	1.92
(1,37)	1:A:104:ARG:CZ	2:B:75:ILE:CG1	3	1.92
(1,37)	1:A:104:ARG:CZ	2:B:75:ILE:CG2	3	1.92
(1,37)	1:A:104:ARG:CZ	2:B:75:ILE:H	3	1.92
(1,37)	1:A:104:ARG:CZ	2:B:75:ILE:HA	3	1.92
(1,37)	1:A:104:ARG:CZ	2:B:75:ILE:HB	3	1.92
(1,37)	1:A:104:ARG:CZ	2:B:75:ILE:HD11	3	1.92
(1,37)	1:A:104:ARG:CZ	2:B:75:ILE:HD12	3	1.92
(1,37)	1:A:104:ARG:CZ	2:B:75:ILE:HD13	3	1.92
(1,37)	1:A:104:ARG:CZ	2:B:75:ILE:HG12	3	1.92
(1,37)	1:A:104:ARG:CZ	2:B:75:ILE:HG13	3	1.92
(1,37)	1:A:104:ARG:CZ	2:B:75:ILE:HG21	3	1.92
(1,37)	1:A:104:ARG:CZ	2:B:75:ILE:HG22	3	1.92
(1,37)	1:A:104:ARG:CZ	2:B:75:ILE:HG23	3	1.92
(1,37)	1:A:104:ARG:CZ	2:B:75:ILE:N	3	1.92
(1,37)	1:A:104:ARG:CZ	2:B:75:ILE:O	3	1.92
(1,37)	1:A:104:ARG:CZ	2:B:77:ALA:C	3	1.92

*Continued on next page...*

*Continued from previous page...*

Key	Atom-1	Atom-2	Model ID	Violation (Å)
(1,37)	1:A:104:ARG:CZ	2:B:77:ALA:CA	3	1.92
(1,37)	1:A:104:ARG:CZ	2:B:77:ALA:CB	3	1.92
(1,37)	1:A:104:ARG:CZ	2:B:77:ALA:H	3	1.92
(1,37)	1:A:104:ARG:CZ	2:B:77:ALA:HA	3	1.92
(1,37)	1:A:104:ARG:CZ	2:B:77:ALA:HB1	3	1.92
(1,37)	1:A:104:ARG:CZ	2:B:77:ALA:HB2	3	1.92
(1,37)	1:A:104:ARG:CZ	2:B:77:ALA:HB3	3	1.92
(1,37)	1:A:104:ARG:CZ	2:B:77:ALA:N	3	1.92
(1,37)	1:A:104:ARG:CZ	2:B:77:ALA:O	3	1.92
(1,37)	1:A:104:ARG:CZ	2:B:78:GLY:C	3	1.92
(1,37)	1:A:104:ARG:CZ	2:B:78:GLY:CA	3	1.92
(1,37)	1:A:104:ARG:CZ	2:B:78:GLY:H	3	1.92
(1,37)	1:A:104:ARG:CZ	2:B:78:GLY:HA2	3	1.92
(1,37)	1:A:104:ARG:CZ	2:B:78:GLY:HA3	3	1.92
(1,37)	1:A:104:ARG:CZ	2:B:78:GLY:N	3	1.92
(1,37)	1:A:104:ARG:CZ	2:B:78:GLY:O	3	1.92
(1,37)	1:A:104:ARG:CZ	2:B:79:LYS:C	3	1.92
(1,37)	1:A:104:ARG:CZ	2:B:79:LYS:CA	3	1.92
(1,37)	1:A:104:ARG:CZ	2:B:79:LYS:CB	3	1.92
(1,37)	1:A:104:ARG:CZ	2:B:79:LYS:CD	3	1.92
(1,37)	1:A:104:ARG:CZ	2:B:79:LYS:CE	3	1.92
(1,37)	1:A:104:ARG:CZ	2:B:79:LYS:CG	3	1.92
(1,37)	1:A:104:ARG:CZ	2:B:79:LYS:H	3	1.92
(1,37)	1:A:104:ARG:CZ	2:B:79:LYS:HA	3	1.92
(1,37)	1:A:104:ARG:CZ	2:B:79:LYS:HB2	3	1.92
(1,37)	1:A:104:ARG:CZ	2:B:79:LYS:HB3	3	1.92
(1,37)	1:A:104:ARG:CZ	2:B:79:LYS:HD2	3	1.92
(1,37)	1:A:104:ARG:CZ	2:B:79:LYS:HD3	3	1.92
(1,37)	1:A:104:ARG:CZ	2:B:79:LYS:HE2	3	1.92
(1,37)	1:A:104:ARG:CZ	2:B:79:LYS:HE3	3	1.92
(1,37)	1:A:104:ARG:CZ	2:B:79:LYS:HG2	3	1.92
(1,37)	1:A:104:ARG:CZ	2:B:79:LYS:HG3	3	1.92
(1,37)	1:A:104:ARG:CZ	2:B:79:LYS:HZ1	3	1.92
(1,37)	1:A:104:ARG:CZ	2:B:79:LYS:HZ2	3	1.92
(1,37)	1:A:104:ARG:CZ	2:B:79:LYS:HZ3	3	1.92
(1,37)	1:A:104:ARG:CZ	2:B:79:LYS:N	3	1.92
(1,37)	1:A:104:ARG:CZ	2:B:79:LYS:NZ	3	1.92
(1,37)	1:A:104:ARG:CZ	2:B:79:LYS:O	3	1.92
(1,37)	1:A:104:ARG:CZ	2:B:80:ILE:C	3	1.92
(1,37)	1:A:104:ARG:CZ	2:B:80:ILE:CA	3	1.92
(1,37)	1:A:104:ARG:CZ	2:B:80:ILE:CB	3	1.92
(1,37)	1:A:104:ARG:CZ	2:B:80:ILE:CD1	3	1.92

*Continued on next page...*

*Continued from previous page...*

Key	Atom-1	Atom-2	Model ID	Violation (Å)
(1,37)	1:A:104:ARG:CZ	2:B:80:ILE:CG1	3	1.92
(1,37)	1:A:104:ARG:CZ	2:B:80:ILE:CG2	3	1.92
(1,37)	1:A:104:ARG:CZ	2:B:80:ILE:H	3	1.92
(1,37)	1:A:104:ARG:CZ	2:B:80:ILE:HA	3	1.92
(1,37)	1:A:104:ARG:CZ	2:B:80:ILE:HB	3	1.92
(1,37)	1:A:104:ARG:CZ	2:B:80:ILE:HD11	3	1.92
(1,37)	1:A:104:ARG:CZ	2:B:80:ILE:HD12	3	1.92
(1,37)	1:A:104:ARG:CZ	2:B:80:ILE:HD13	3	1.92
(1,37)	1:A:104:ARG:CZ	2:B:80:ILE:HG12	3	1.92
(1,37)	1:A:104:ARG:CZ	2:B:80:ILE:HG13	3	1.92
(1,37)	1:A:104:ARG:CZ	2:B:80:ILE:HG21	3	1.92
(1,37)	1:A:104:ARG:CZ	2:B:80:ILE:HG22	3	1.92
(1,37)	1:A:104:ARG:CZ	2:B:80:ILE:HG23	3	1.92
(1,37)	1:A:104:ARG:CZ	2:B:80:ILE:N	3	1.92
(1,37)	1:A:104:ARG:CZ	2:B:80:ILE:O	3	1.92
(1,37)	1:A:104:ARG:CZ	2:B:84:GLN:C	3	1.92
(1,37)	1:A:104:ARG:CZ	2:B:84:GLN:CA	3	1.92
(1,37)	1:A:104:ARG:CZ	2:B:84:GLN:CB	3	1.92
(1,37)	1:A:104:ARG:CZ	2:B:84:GLN:CD	3	1.92
(1,37)	1:A:104:ARG:CZ	2:B:84:GLN:CG	3	1.92
(1,37)	1:A:104:ARG:CZ	2:B:84:GLN:H	3	1.92
(1,37)	1:A:104:ARG:CZ	2:B:84:GLN:HA	3	1.92
(1,37)	1:A:104:ARG:CZ	2:B:84:GLN:HB2	3	1.92
(1,37)	1:A:104:ARG:CZ	2:B:84:GLN:HB3	3	1.92
(1,37)	1:A:104:ARG:CZ	2:B:84:GLN:HE21	3	1.92
(1,37)	1:A:104:ARG:CZ	2:B:84:GLN:HE22	3	1.92
(1,37)	1:A:104:ARG:CZ	2:B:84:GLN:HG2	3	1.92
(1,37)	1:A:104:ARG:CZ	2:B:84:GLN:HG3	3	1.92
(1,37)	1:A:104:ARG:CZ	2:B:84:GLN:N	3	1.92
(1,37)	1:A:104:ARG:CZ	2:B:84:GLN:NE2	3	1.92
(1,37)	1:A:104:ARG:CZ	2:B:84:GLN:O	3	1.92
(1,37)	1:A:104:ARG:CZ	2:B:84:GLN:OE1	3	1.92
(1,37)	1:A:104:ARG:CZ	2:B:97:THR:C	3	1.92
(1,37)	1:A:104:ARG:CZ	2:B:97:THR:CA	3	1.92
(1,37)	1:A:104:ARG:CZ	2:B:97:THR:CB	3	1.92
(1,37)	1:A:104:ARG:CZ	2:B:97:THR:CG2	3	1.92
(1,37)	1:A:104:ARG:CZ	2:B:97:THR:H	3	1.92
(1,37)	1:A:104:ARG:CZ	2:B:97:THR:HA	3	1.92
(1,37)	1:A:104:ARG:CZ	2:B:97:THR:HB	3	1.92
(1,37)	1:A:104:ARG:CZ	2:B:97:THR:HG1	3	1.92
(1,37)	1:A:104:ARG:CZ	2:B:97:THR:HG21	3	1.92
(1,37)	1:A:104:ARG:CZ	2:B:97:THR:HG22	3	1.92

*Continued on next page...*

*Continued from previous page...*

Key	Atom-1	Atom-2	Model ID	Violation (Å)
(1,37)	1:A:104:ARG:CZ	2:B:97:THR:HG23	3	1.92
(1,37)	1:A:104:ARG:CZ	2:B:97:THR:N	3	1.92
(1,37)	1:A:104:ARG:CZ	2:B:97:THR:O	3	1.92
(1,37)	1:A:104:ARG:CZ	2:B:97:THR:OG1	3	1.92
(1,37)	1:A:104:ARG:CZ	2:B:99:HIS:C	3	1.92
(1,37)	1:A:104:ARG:CZ	2:B:99:HIS:CA	3	1.92
(1,37)	1:A:104:ARG:CZ	2:B:99:HIS:CB	3	1.92
(1,37)	1:A:104:ARG:CZ	2:B:99:HIS:CD2	3	1.92
(1,37)	1:A:104:ARG:CZ	2:B:99:HIS:CE1	3	1.92
(1,37)	1:A:104:ARG:CZ	2:B:99:HIS:CG	3	1.92
(1,37)	1:A:104:ARG:CZ	2:B:99:HIS:H	3	1.92
(1,37)	1:A:104:ARG:CZ	2:B:99:HIS:HA	3	1.92
(1,37)	1:A:104:ARG:CZ	2:B:99:HIS:HB2	3	1.92
(1,37)	1:A:104:ARG:CZ	2:B:99:HIS:HB3	3	1.92
(1,37)	1:A:104:ARG:CZ	2:B:99:HIS:HD1	3	1.92
(1,37)	1:A:104:ARG:CZ	2:B:99:HIS:HD2	3	1.92
(1,37)	1:A:104:ARG:CZ	2:B:99:HIS:HE1	3	1.92
(1,37)	1:A:104:ARG:CZ	2:B:99:HIS:HE2	3	1.92
(1,37)	1:A:104:ARG:CZ	2:B:99:HIS:N	3	1.92
(1,37)	1:A:104:ARG:CZ	2:B:99:HIS:ND1	3	1.92
(1,37)	1:A:104:ARG:CZ	2:B:99:HIS:NE2	3	1.92
(1,37)	1:A:104:ARG:CZ	2:B:99:HIS:O	3	1.92
(1,37)	1:A:104:ARG:CZ	2:B:101:VAL:C	3	1.92
(1,37)	1:A:104:ARG:CZ	2:B:101:VAL:CA	3	1.92
(1,37)	1:A:104:ARG:CZ	2:B:101:VAL:CB	3	1.92
(1,37)	1:A:104:ARG:CZ	2:B:101:VAL:CG1	3	1.92
(1,37)	1:A:104:ARG:CZ	2:B:101:VAL:CG2	3	1.92
(1,37)	1:A:104:ARG:CZ	2:B:101:VAL:H	3	1.92
(1,37)	1:A:104:ARG:CZ	2:B:101:VAL:HA	3	1.92
(1,37)	1:A:104:ARG:CZ	2:B:101:VAL:HB	3	1.92
(1,37)	1:A:104:ARG:CZ	2:B:101:VAL:HG11	3	1.92
(1,37)	1:A:104:ARG:CZ	2:B:101:VAL:HG12	3	1.92
(1,37)	1:A:104:ARG:CZ	2:B:101:VAL:HG13	3	1.92
(1,37)	1:A:104:ARG:CZ	2:B:101:VAL:HG21	3	1.92
(1,37)	1:A:104:ARG:CZ	2:B:101:VAL:HG22	3	1.92
(1,37)	1:A:104:ARG:CZ	2:B:101:VAL:HG23	3	1.92
(1,37)	1:A:104:ARG:CZ	2:B:101:VAL:N	3	1.92
(1,37)	1:A:104:ARG:CZ	2:B:101:VAL:O	3	1.92
(1,37)	1:A:104:ARG:H	2:B:75:ILE:C	3	1.92
(1,37)	1:A:104:ARG:H	2:B:75:ILE:CA	3	1.92
(1,37)	1:A:104:ARG:H	2:B:75:ILE:CB	3	1.92
(1,37)	1:A:104:ARG:H	2:B:75:ILE:CD1	3	1.92

*Continued on next page...*

*Continued from previous page...*

Key	Atom-1	Atom-2	Model ID	Violation (Å)
(1,37)	1:A:104:ARG:H	2:B:75:ILE:CG1	3	1.92
(1,37)	1:A:104:ARG:H	2:B:75:ILE:CG2	3	1.92
(1,37)	1:A:104:ARG:H	2:B:75:ILE:H	3	1.92
(1,37)	1:A:104:ARG:H	2:B:75:ILE:HA	3	1.92
(1,37)	1:A:104:ARG:H	2:B:75:ILE:HB	3	1.92
(1,37)	1:A:104:ARG:H	2:B:75:ILE:HD11	3	1.92
(1,37)	1:A:104:ARG:H	2:B:75:ILE:HD12	3	1.92
(1,37)	1:A:104:ARG:H	2:B:75:ILE:HD13	3	1.92
(1,37)	1:A:104:ARG:H	2:B:75:ILE:HG12	3	1.92
(1,37)	1:A:104:ARG:H	2:B:75:ILE:HG13	3	1.92
(1,37)	1:A:104:ARG:H	2:B:75:ILE:HG21	3	1.92
(1,37)	1:A:104:ARG:H	2:B:75:ILE:HG22	3	1.92
(1,37)	1:A:104:ARG:H	2:B:75:ILE:HG23	3	1.92
(1,37)	1:A:104:ARG:H	2:B:75:ILE:N	3	1.92
(1,37)	1:A:104:ARG:H	2:B:75:ILE:O	3	1.92
(1,37)	1:A:104:ARG:H	2:B:77:ALA:C	3	1.92
(1,37)	1:A:104:ARG:H	2:B:77:ALA:CA	3	1.92
(1,37)	1:A:104:ARG:H	2:B:77:ALA:CB	3	1.92
(1,37)	1:A:104:ARG:H	2:B:77:ALA:H	3	1.92
(1,37)	1:A:104:ARG:H	2:B:77:ALA:HA	3	1.92
(1,37)	1:A:104:ARG:H	2:B:77:ALA:HB1	3	1.92
(1,37)	1:A:104:ARG:H	2:B:77:ALA:HB2	3	1.92
(1,37)	1:A:104:ARG:H	2:B:77:ALA:HB3	3	1.92
(1,37)	1:A:104:ARG:H	2:B:77:ALA:N	3	1.92
(1,37)	1:A:104:ARG:H	2:B:77:ALA:O	3	1.92
(1,37)	1:A:104:ARG:H	2:B:78:GLY:C	3	1.92
(1,37)	1:A:104:ARG:H	2:B:78:GLY:CA	3	1.92
(1,37)	1:A:104:ARG:H	2:B:78:GLY:H	3	1.92
(1,37)	1:A:104:ARG:H	2:B:78:GLY:HA2	3	1.92
(1,37)	1:A:104:ARG:H	2:B:78:GLY:HA3	3	1.92
(1,37)	1:A:104:ARG:H	2:B:78:GLY:N	3	1.92
(1,37)	1:A:104:ARG:H	2:B:78:GLY:O	3	1.92
(1,37)	1:A:104:ARG:H	2:B:79:LYS:C	3	1.92
(1,37)	1:A:104:ARG:H	2:B:79:LYS:CA	3	1.92
(1,37)	1:A:104:ARG:H	2:B:79:LYS:CB	3	1.92
(1,37)	1:A:104:ARG:H	2:B:79:LYS:CD	3	1.92
(1,37)	1:A:104:ARG:H	2:B:79:LYS:CE	3	1.92
(1,37)	1:A:104:ARG:H	2:B:79:LYS:CG	3	1.92
(1,37)	1:A:104:ARG:H	2:B:79:LYS:H	3	1.92
(1,37)	1:A:104:ARG:H	2:B:79:LYS:HA	3	1.92
(1,37)	1:A:104:ARG:H	2:B:79:LYS:HB2	3	1.92
(1,37)	1:A:104:ARG:H	2:B:79:LYS:HB3	3	1.92

*Continued on next page...*



*Continued from previous page...*

Key	Atom-1	Atom-2	Model ID	Violation (Å)
(1,37)	1:A:104:ARG:H	2:B:79:LYS:HD2	3	1.92
(1,37)	1:A:104:ARG:H	2:B:79:LYS:HD3	3	1.92
(1,37)	1:A:104:ARG:H	2:B:79:LYS:HE2	3	1.92
(1,37)	1:A:104:ARG:H	2:B:79:LYS:HE3	3	1.92
(1,37)	1:A:104:ARG:H	2:B:79:LYS:HG2	3	1.92
(1,37)	1:A:104:ARG:H	2:B:79:LYS:HG3	3	1.92
(1,37)	1:A:104:ARG:H	2:B:79:LYS:HZ1	3	1.92
(1,37)	1:A:104:ARG:H	2:B:79:LYS:HZ2	3	1.92
(1,37)	1:A:104:ARG:H	2:B:79:LYS:HZ3	3	1.92
(1,37)	1:A:104:ARG:H	2:B:79:LYS:N	3	1.92
(1,37)	1:A:104:ARG:H	2:B:79:LYS:NZ	3	1.92
(1,37)	1:A:104:ARG:H	2:B:79:LYS:O	3	1.92
(1,37)	1:A:104:ARG:H	2:B:80:ILE:C	3	1.92
(1,37)	1:A:104:ARG:H	2:B:80:ILE:CA	3	1.92
(1,37)	1:A:104:ARG:H	2:B:80:ILE:CB	3	1.92
(1,37)	1:A:104:ARG:H	2:B:80:ILE:CD1	3	1.92
(1,37)	1:A:104:ARG:H	2:B:80:ILE:CG1	3	1.92
(1,37)	1:A:104:ARG:H	2:B:80:ILE:CG2	3	1.92
(1,37)	1:A:104:ARG:H	2:B:80:ILE:H	3	1.92
(1,37)	1:A:104:ARG:H	2:B:80:ILE:HA	3	1.92
(1,37)	1:A:104:ARG:H	2:B:80:ILE:HB	3	1.92
(1,37)	1:A:104:ARG:H	2:B:80:ILE:HD11	3	1.92
(1,37)	1:A:104:ARG:H	2:B:80:ILE:HD12	3	1.92
(1,37)	1:A:104:ARG:H	2:B:80:ILE:HD13	3	1.92
(1,37)	1:A:104:ARG:H	2:B:80:ILE:HG12	3	1.92
(1,37)	1:A:104:ARG:H	2:B:80:ILE:HG13	3	1.92
(1,37)	1:A:104:ARG:H	2:B:80:ILE:HG21	3	1.92
(1,37)	1:A:104:ARG:H	2:B:80:ILE:HG22	3	1.92
(1,37)	1:A:104:ARG:H	2:B:80:ILE:HG23	3	1.92
(1,37)	1:A:104:ARG:H	2:B:80:ILE:N	3	1.92
(1,37)	1:A:104:ARG:H	2:B:80:ILE:O	3	1.92
(1,37)	1:A:104:ARG:H	2:B:84:GLN:C	3	1.92
(1,37)	1:A:104:ARG:H	2:B:84:GLN:CA	3	1.92
(1,37)	1:A:104:ARG:H	2:B:84:GLN:CB	3	1.92
(1,37)	1:A:104:ARG:H	2:B:84:GLN:CD	3	1.92
(1,37)	1:A:104:ARG:H	2:B:84:GLN:CG	3	1.92
(1,37)	1:A:104:ARG:H	2:B:84:GLN:H	3	1.92
(1,37)	1:A:104:ARG:H	2:B:84:GLN:HA	3	1.92
(1,37)	1:A:104:ARG:H	2:B:84:GLN:HB2	3	1.92
(1,37)	1:A:104:ARG:H	2:B:84:GLN:HB3	3	1.92
(1,37)	1:A:104:ARG:H	2:B:84:GLN:HE21	3	1.92
(1,37)	1:A:104:ARG:H	2:B:84:GLN:HE22	3	1.92

*Continued on next page...*

*Continued from previous page...*

Key	Atom-1	Atom-2	Model ID	Violation (Å)
(1,37)	1:A:104:ARG:H	2:B:84:GLN:HG2	3	1.92
(1,37)	1:A:104:ARG:H	2:B:84:GLN:HG3	3	1.92
(1,37)	1:A:104:ARG:H	2:B:84:GLN:N	3	1.92
(1,37)	1:A:104:ARG:H	2:B:84:GLN:NE2	3	1.92
(1,37)	1:A:104:ARG:H	2:B:84:GLN:O	3	1.92
(1,37)	1:A:104:ARG:H	2:B:84:GLN:OE1	3	1.92
(1,37)	1:A:104:ARG:H	2:B:97:THR:C	3	1.92
(1,37)	1:A:104:ARG:H	2:B:97:THR:CA	3	1.92
(1,37)	1:A:104:ARG:H	2:B:97:THR:CB	3	1.92
(1,37)	1:A:104:ARG:H	2:B:97:THR:CG2	3	1.92
(1,37)	1:A:104:ARG:H	2:B:97:THR:H	3	1.92
(1,37)	1:A:104:ARG:H	2:B:97:THR:HA	3	1.92
(1,37)	1:A:104:ARG:H	2:B:97:THR:HB	3	1.92
(1,37)	1:A:104:ARG:H	2:B:97:THR:HG1	3	1.92
(1,37)	1:A:104:ARG:H	2:B:97:THR:HG21	3	1.92
(1,37)	1:A:104:ARG:H	2:B:97:THR:HG22	3	1.92
(1,37)	1:A:104:ARG:H	2:B:97:THR:HG23	3	1.92
(1,37)	1:A:104:ARG:H	2:B:97:THR:N	3	1.92
(1,37)	1:A:104:ARG:H	2:B:97:THR:O	3	1.92
(1,37)	1:A:104:ARG:H	2:B:97:THR:OG1	3	1.92
(1,37)	1:A:104:ARG:H	2:B:99:HIS:C	3	1.92
(1,37)	1:A:104:ARG:H	2:B:99:HIS:CA	3	1.92
(1,37)	1:A:104:ARG:H	2:B:99:HIS:CB	3	1.92
(1,37)	1:A:104:ARG:H	2:B:99:HIS:CD2	3	1.92
(1,37)	1:A:104:ARG:H	2:B:99:HIS:CE1	3	1.92
(1,37)	1:A:104:ARG:H	2:B:99:HIS:CG	3	1.92
(1,37)	1:A:104:ARG:H	2:B:99:HIS:H	3	1.92
(1,37)	1:A:104:ARG:H	2:B:99:HIS:HA	3	1.92
(1,37)	1:A:104:ARG:H	2:B:99:HIS:HB2	3	1.92
(1,37)	1:A:104:ARG:H	2:B:99:HIS:HB3	3	1.92
(1,37)	1:A:104:ARG:H	2:B:99:HIS:HD1	3	1.92
(1,37)	1:A:104:ARG:H	2:B:99:HIS:HD2	3	1.92
(1,37)	1:A:104:ARG:H	2:B:99:HIS:HE1	3	1.92
(1,37)	1:A:104:ARG:H	2:B:99:HIS:HE2	3	1.92
(1,37)	1:A:104:ARG:H	2:B:99:HIS:N	3	1.92
(1,37)	1:A:104:ARG:H	2:B:99:HIS:ND1	3	1.92
(1,37)	1:A:104:ARG:H	2:B:99:HIS:NE2	3	1.92
(1,37)	1:A:104:ARG:H	2:B:99:HIS:O	3	1.92
(1,37)	1:A:104:ARG:H	2:B:101:VAL:C	3	1.92
(1,37)	1:A:104:ARG:H	2:B:101:VAL:CA	3	1.92
(1,37)	1:A:104:ARG:H	2:B:101:VAL:CB	3	1.92
(1,37)	1:A:104:ARG:H	2:B:101:VAL:CG1	3	1.92

*Continued on next page...*

*Continued from previous page...*

Key	Atom-1	Atom-2	Model ID	Violation (Å)
(1,37)	1:A:104:ARG:H	2:B:101:VAL:CG2	3	1.92
(1,37)	1:A:104:ARG:H	2:B:101:VAL:H	3	1.92
(1,37)	1:A:104:ARG:H	2:B:101:VAL:HA	3	1.92
(1,37)	1:A:104:ARG:H	2:B:101:VAL:HB	3	1.92
(1,37)	1:A:104:ARG:H	2:B:101:VAL:HG11	3	1.92
(1,37)	1:A:104:ARG:H	2:B:101:VAL:HG12	3	1.92
(1,37)	1:A:104:ARG:H	2:B:101:VAL:HG13	3	1.92
(1,37)	1:A:104:ARG:H	2:B:101:VAL:HG21	3	1.92
(1,37)	1:A:104:ARG:H	2:B:101:VAL:HG22	3	1.92
(1,37)	1:A:104:ARG:H	2:B:101:VAL:HG23	3	1.92
(1,37)	1:A:104:ARG:H	2:B:101:VAL:N	3	1.92
(1,37)	1:A:104:ARG:H	2:B:101:VAL:O	3	1.92
(1,37)	1:A:104:ARG:HA	2:B:75:ILE:C	3	1.92
(1,37)	1:A:104:ARG:HA	2:B:75:ILE:CA	3	1.92
(1,37)	1:A:104:ARG:HA	2:B:75:ILE:CB	3	1.92
(1,37)	1:A:104:ARG:HA	2:B:75:ILE:CD1	3	1.92
(1,37)	1:A:104:ARG:HA	2:B:75:ILE:CG1	3	1.92
(1,37)	1:A:104:ARG:HA	2:B:75:ILE:CG2	3	1.92
(1,37)	1:A:104:ARG:HA	2:B:75:ILE:H	3	1.92
(1,37)	1:A:104:ARG:HA	2:B:75:ILE:HA	3	1.92
(1,37)	1:A:104:ARG:HA	2:B:75:ILE:HB	3	1.92
(1,37)	1:A:104:ARG:HA	2:B:75:ILE:HD11	3	1.92
(1,37)	1:A:104:ARG:HA	2:B:75:ILE:HD12	3	1.92
(1,37)	1:A:104:ARG:HA	2:B:75:ILE:HD13	3	1.92
(1,37)	1:A:104:ARG:HA	2:B:75:ILE:HG12	3	1.92
(1,37)	1:A:104:ARG:HA	2:B:75:ILE:HG13	3	1.92
(1,37)	1:A:104:ARG:HA	2:B:75:ILE:HG21	3	1.92
(1,37)	1:A:104:ARG:HA	2:B:75:ILE:HG22	3	1.92
(1,37)	1:A:104:ARG:HA	2:B:75:ILE:HG23	3	1.92
(1,37)	1:A:104:ARG:HA	2:B:75:ILE:N	3	1.92
(1,37)	1:A:104:ARG:HA	2:B:75:ILE:O	3	1.92
(1,37)	1:A:104:ARG:HA	2:B:77:ALA:C	3	1.92
(1,37)	1:A:104:ARG:HA	2:B:77:ALA:CA	3	1.92
(1,37)	1:A:104:ARG:HA	2:B:77:ALA:CB	3	1.92
(1,37)	1:A:104:ARG:HA	2:B:77:ALA:H	3	1.92
(1,37)	1:A:104:ARG:HA	2:B:77:ALA:HA	3	1.92
(1,37)	1:A:104:ARG:HA	2:B:77:ALA:HB1	3	1.92
(1,37)	1:A:104:ARG:HA	2:B:77:ALA:HB2	3	1.92
(1,37)	1:A:104:ARG:HA	2:B:77:ALA:HB3	3	1.92
(1,37)	1:A:104:ARG:HA	2:B:77:ALA:N	3	1.92
(1,37)	1:A:104:ARG:HA	2:B:77:ALA:O	3	1.92
(1,37)	1:A:104:ARG:HA	2:B:78:GLY:C	3	1.92

*Continued on next page...*

*Continued from previous page...*

Key	Atom-1	Atom-2	Model ID	Violation (Å)
(1,37)	1:A:104:ARG:HA	2:B:78:GLY:CA	3	1.92
(1,37)	1:A:104:ARG:HA	2:B:78:GLY:H	3	1.92
(1,37)	1:A:104:ARG:HA	2:B:78:GLY:HA2	3	1.92
(1,37)	1:A:104:ARG:HA	2:B:78:GLY:HA3	3	1.92
(1,37)	1:A:104:ARG:HA	2:B:78:GLY:N	3	1.92
(1,37)	1:A:104:ARG:HA	2:B:78:GLY:O	3	1.92
(1,37)	1:A:104:ARG:HA	2:B:79:LYS:C	3	1.92
(1,37)	1:A:104:ARG:HA	2:B:79:LYS:CA	3	1.92
(1,37)	1:A:104:ARG:HA	2:B:79:LYS:CB	3	1.92
(1,37)	1:A:104:ARG:HA	2:B:79:LYS:CD	3	1.92
(1,37)	1:A:104:ARG:HA	2:B:79:LYS:CE	3	1.92
(1,37)	1:A:104:ARG:HA	2:B:79:LYS:CG	3	1.92
(1,37)	1:A:104:ARG:HA	2:B:79:LYS:H	3	1.92
(1,37)	1:A:104:ARG:HA	2:B:79:LYS:HA	3	1.92
(1,37)	1:A:104:ARG:HA	2:B:79:LYS:HB2	3	1.92
(1,37)	1:A:104:ARG:HA	2:B:79:LYS:HB3	3	1.92
(1,37)	1:A:104:ARG:HA	2:B:79:LYS:HD2	3	1.92
(1,37)	1:A:104:ARG:HA	2:B:79:LYS:HD3	3	1.92
(1,37)	1:A:104:ARG:HA	2:B:79:LYS:HE2	3	1.92
(1,37)	1:A:104:ARG:HA	2:B:79:LYS:HE3	3	1.92
(1,37)	1:A:104:ARG:HA	2:B:79:LYS:HG2	3	1.92
(1,37)	1:A:104:ARG:HA	2:B:79:LYS:HG3	3	1.92
(1,37)	1:A:104:ARG:HA	2:B:79:LYS:HZ1	3	1.92
(1,37)	1:A:104:ARG:HA	2:B:79:LYS:HZ2	3	1.92
(1,37)	1:A:104:ARG:HA	2:B:79:LYS:HZ3	3	1.92
(1,37)	1:A:104:ARG:HA	2:B:79:LYS:N	3	1.92
(1,37)	1:A:104:ARG:HA	2:B:79:LYS:NZ	3	1.92
(1,37)	1:A:104:ARG:HA	2:B:79:LYS:O	3	1.92
(1,37)	1:A:104:ARG:HA	2:B:80:ILE:C	3	1.92
(1,37)	1:A:104:ARG:HA	2:B:80:ILE:CA	3	1.92
(1,37)	1:A:104:ARG:HA	2:B:80:ILE:CB	3	1.92
(1,37)	1:A:104:ARG:HA	2:B:80:ILE:CD1	3	1.92
(1,37)	1:A:104:ARG:HA	2:B:80:ILE:CG1	3	1.92
(1,37)	1:A:104:ARG:HA	2:B:80:ILE:CG2	3	1.92
(1,37)	1:A:104:ARG:HA	2:B:80:ILE:H	3	1.92
(1,37)	1:A:104:ARG:HA	2:B:80:ILE:HA	3	1.92
(1,37)	1:A:104:ARG:HA	2:B:80:ILE:HB	3	1.92
(1,37)	1:A:104:ARG:HA	2:B:80:ILE:HD11	3	1.92
(1,37)	1:A:104:ARG:HA	2:B:80:ILE:HD12	3	1.92
(1,37)	1:A:104:ARG:HA	2:B:80:ILE:HD13	3	1.92
(1,37)	1:A:104:ARG:HA	2:B:80:ILE:HG12	3	1.92
(1,37)	1:A:104:ARG:HA	2:B:80:ILE:HG13	3	1.92

*Continued on next page...*

*Continued from previous page...*

Key	Atom-1	Atom-2	Model ID	Violation (Å)
(1,37)	1:A:104:ARG:HA	2:B:80:ILE:HG21	3	1.92
(1,37)	1:A:104:ARG:HA	2:B:80:ILE:HG22	3	1.92
(1,37)	1:A:104:ARG:HA	2:B:80:ILE:HG23	3	1.92
(1,37)	1:A:104:ARG:HA	2:B:80:ILE:N	3	1.92
(1,37)	1:A:104:ARG:HA	2:B:80:ILE:O	3	1.92
(1,37)	1:A:104:ARG:HA	2:B:84:GLN:C	3	1.92
(1,37)	1:A:104:ARG:HA	2:B:84:GLN:CA	3	1.92
(1,37)	1:A:104:ARG:HA	2:B:84:GLN:CB	3	1.92
(1,37)	1:A:104:ARG:HA	2:B:84:GLN:CD	3	1.92
(1,37)	1:A:104:ARG:HA	2:B:84:GLN:CG	3	1.92
(1,37)	1:A:104:ARG:HA	2:B:84:GLN:H	3	1.92
(1,37)	1:A:104:ARG:HA	2:B:84:GLN:HA	3	1.92
(1,37)	1:A:104:ARG:HA	2:B:84:GLN:HB2	3	1.92
(1,37)	1:A:104:ARG:HA	2:B:84:GLN:HB3	3	1.92
(1,37)	1:A:104:ARG:HA	2:B:84:GLN:HE21	3	1.92
(1,37)	1:A:104:ARG:HA	2:B:84:GLN:HE22	3	1.92
(1,37)	1:A:104:ARG:HA	2:B:84:GLN:HG2	3	1.92
(1,37)	1:A:104:ARG:HA	2:B:84:GLN:HG3	3	1.92
(1,37)	1:A:104:ARG:HA	2:B:84:GLN:N	3	1.92
(1,37)	1:A:104:ARG:HA	2:B:84:GLN:NE2	3	1.92
(1,37)	1:A:104:ARG:HA	2:B:84:GLN:O	3	1.92
(1,37)	1:A:104:ARG:HA	2:B:84:GLN:OE1	3	1.92
(1,37)	1:A:104:ARG:HA	2:B:97:THR:C	3	1.92
(1,37)	1:A:104:ARG:HA	2:B:97:THR:CA	3	1.92
(1,37)	1:A:104:ARG:HA	2:B:97:THR:CB	3	1.92
(1,37)	1:A:104:ARG:HA	2:B:97:THR:CG2	3	1.92
(1,37)	1:A:104:ARG:HA	2:B:97:THR:H	3	1.92
(1,37)	1:A:104:ARG:HA	2:B:97:THR:HA	3	1.92
(1,37)	1:A:104:ARG:HA	2:B:97:THR:HB	3	1.92
(1,37)	1:A:104:ARG:HA	2:B:97:THR:HG1	3	1.92
(1,37)	1:A:104:ARG:HA	2:B:97:THR:HG21	3	1.92
(1,37)	1:A:104:ARG:HA	2:B:97:THR:HG22	3	1.92
(1,37)	1:A:104:ARG:HA	2:B:97:THR:HG23	3	1.92
(1,37)	1:A:104:ARG:HA	2:B:97:THR:N	3	1.92
(1,37)	1:A:104:ARG:HA	2:B:97:THR:O	3	1.92
(1,37)	1:A:104:ARG:HA	2:B:97:THR:OG1	3	1.92
(1,37)	1:A:104:ARG:HA	2:B:99:HIS:C	3	1.92
(1,37)	1:A:104:ARG:HA	2:B:99:HIS:CA	3	1.92
(1,37)	1:A:104:ARG:HA	2:B:99:HIS:CB	3	1.92
(1,37)	1:A:104:ARG:HA	2:B:99:HIS:CD2	3	1.92
(1,37)	1:A:104:ARG:HA	2:B:99:HIS:CE1	3	1.92
(1,37)	1:A:104:ARG:HA	2:B:99:HIS:CG	3	1.92

*Continued on next page...*

*Continued from previous page...*

Key	Atom-1	Atom-2	Model ID	Violation (Å)
(1,37)	1:A:104:ARG:HA	2:B:99:HIS:H	3	1.92
(1,37)	1:A:104:ARG:HA	2:B:99:HIS:HA	3	1.92
(1,37)	1:A:104:ARG:HA	2:B:99:HIS:HB2	3	1.92
(1,37)	1:A:104:ARG:HA	2:B:99:HIS:HB3	3	1.92
(1,37)	1:A:104:ARG:HA	2:B:99:HIS:HD1	3	1.92
(1,37)	1:A:104:ARG:HA	2:B:99:HIS:HD2	3	1.92
(1,37)	1:A:104:ARG:HA	2:B:99:HIS:HE1	3	1.92
(1,37)	1:A:104:ARG:HA	2:B:99:HIS:HE2	3	1.92
(1,37)	1:A:104:ARG:HA	2:B:99:HIS:N	3	1.92
(1,37)	1:A:104:ARG:HA	2:B:99:HIS:ND1	3	1.92
(1,37)	1:A:104:ARG:HA	2:B:99:HIS:NE2	3	1.92
(1,37)	1:A:104:ARG:HA	2:B:99:HIS:O	3	1.92
(1,37)	1:A:104:ARG:HA	2:B:101:VAL:C	3	1.92
(1,37)	1:A:104:ARG:HA	2:B:101:VAL:CA	3	1.92
(1,37)	1:A:104:ARG:HA	2:B:101:VAL:CB	3	1.92
(1,37)	1:A:104:ARG:HA	2:B:101:VAL:CG1	3	1.92
(1,37)	1:A:104:ARG:HA	2:B:101:VAL:CG2	3	1.92
(1,37)	1:A:104:ARG:HA	2:B:101:VAL:H	3	1.92
(1,37)	1:A:104:ARG:HA	2:B:101:VAL:HA	3	1.92
(1,37)	1:A:104:ARG:HA	2:B:101:VAL:HB	3	1.92
(1,37)	1:A:104:ARG:HA	2:B:101:VAL:HG11	3	1.92
(1,37)	1:A:104:ARG:HA	2:B:101:VAL:HG12	3	1.92
(1,37)	1:A:104:ARG:HA	2:B:101:VAL:HG13	3	1.92
(1,37)	1:A:104:ARG:HA	2:B:101:VAL:HG21	3	1.92
(1,37)	1:A:104:ARG:HA	2:B:101:VAL:HG22	3	1.92
(1,37)	1:A:104:ARG:HA	2:B:101:VAL:HG23	3	1.92
(1,37)	1:A:104:ARG:HA	2:B:101:VAL:N	3	1.92
(1,37)	1:A:104:ARG:HA	2:B:101:VAL:O	3	1.92
(1,37)	1:A:104:ARG:HB2	2:B:75:ILE:C	3	1.92
(1,37)	1:A:104:ARG:HB2	2:B:75:ILE:CA	3	1.92
(1,37)	1:A:104:ARG:HB2	2:B:75:ILE:CB	3	1.92
(1,37)	1:A:104:ARG:HB2	2:B:75:ILE:CD1	3	1.92
(1,37)	1:A:104:ARG:HB2	2:B:75:ILE:CG1	3	1.92
(1,37)	1:A:104:ARG:HB2	2:B:75:ILE:CG2	3	1.92
(1,37)	1:A:104:ARG:HB2	2:B:75:ILE:H	3	1.92
(1,37)	1:A:104:ARG:HB2	2:B:75:ILE:HA	3	1.92
(1,37)	1:A:104:ARG:HB2	2:B:75:ILE:HB	3	1.92
(1,37)	1:A:104:ARG:HB2	2:B:75:ILE:HD11	3	1.92
(1,37)	1:A:104:ARG:HB2	2:B:75:ILE:HD12	3	1.92
(1,37)	1:A:104:ARG:HB2	2:B:75:ILE:HD13	3	1.92
(1,37)	1:A:104:ARG:HB2	2:B:75:ILE:HG12	3	1.92
(1,37)	1:A:104:ARG:HB2	2:B:75:ILE:HG13	3	1.92

*Continued on next page...*

*Continued from previous page...*

Key	Atom-1	Atom-2	Model ID	Violation (Å)
(1,37)	1:A:104:ARG:HB2	2:B:75:ILE:HG21	3	1.92
(1,37)	1:A:104:ARG:HB2	2:B:75:ILE:HG22	3	1.92
(1,37)	1:A:104:ARG:HB2	2:B:75:ILE:HG23	3	1.92
(1,37)	1:A:104:ARG:HB2	2:B:75:ILE:N	3	1.92
(1,37)	1:A:104:ARG:HB2	2:B:75:ILE:O	3	1.92
(1,37)	1:A:104:ARG:HB2	2:B:77:ALA:C	3	1.92
(1,37)	1:A:104:ARG:HB2	2:B:77:ALA:CA	3	1.92
(1,37)	1:A:104:ARG:HB2	2:B:77:ALA:CB	3	1.92
(1,37)	1:A:104:ARG:HB2	2:B:77:ALA:H	3	1.92
(1,37)	1:A:104:ARG:HB2	2:B:77:ALA:HA	3	1.92
(1,37)	1:A:104:ARG:HB2	2:B:77:ALA:HB1	3	1.92
(1,37)	1:A:104:ARG:HB2	2:B:77:ALA:HB2	3	1.92
(1,37)	1:A:104:ARG:HB2	2:B:77:ALA:HB3	3	1.92
(1,37)	1:A:104:ARG:HB2	2:B:77:ALA:N	3	1.92
(1,37)	1:A:104:ARG:HB2	2:B:77:ALA:O	3	1.92
(1,37)	1:A:104:ARG:HB2	2:B:78:GLY:C	3	1.92
(1,37)	1:A:104:ARG:HB2	2:B:78:GLY:CA	3	1.92
(1,37)	1:A:104:ARG:HB2	2:B:78:GLY:H	3	1.92
(1,37)	1:A:104:ARG:HB2	2:B:78:GLY:HA2	3	1.92
(1,37)	1:A:104:ARG:HB2	2:B:78:GLY:HA3	3	1.92
(1,37)	1:A:104:ARG:HB2	2:B:78:GLY:N	3	1.92
(1,37)	1:A:104:ARG:HB2	2:B:78:GLY:O	3	1.92
(1,37)	1:A:104:ARG:HB2	2:B:79:LYS:C	3	1.92
(1,37)	1:A:104:ARG:HB2	2:B:79:LYS:CA	3	1.92
(1,37)	1:A:104:ARG:HB2	2:B:79:LYS:CB	3	1.92
(1,37)	1:A:104:ARG:HB2	2:B:79:LYS:CD	3	1.92
(1,37)	1:A:104:ARG:HB2	2:B:79:LYS:CE	3	1.92
(1,37)	1:A:104:ARG:HB2	2:B:79:LYS:CG	3	1.92
(1,37)	1:A:104:ARG:HB2	2:B:79:LYS:H	3	1.92
(1,37)	1:A:104:ARG:HB2	2:B:79:LYS:HA	3	1.92
(1,37)	1:A:104:ARG:HB2	2:B:79:LYS:HB2	3	1.92
(1,37)	1:A:104:ARG:HB2	2:B:79:LYS:HB3	3	1.92
(1,37)	1:A:104:ARG:HB2	2:B:79:LYS:HD2	3	1.92
(1,37)	1:A:104:ARG:HB2	2:B:79:LYS:HD3	3	1.92
(1,37)	1:A:104:ARG:HB2	2:B:79:LYS:HE2	3	1.92
(1,37)	1:A:104:ARG:HB2	2:B:79:LYS:HE3	3	1.92
(1,37)	1:A:104:ARG:HB2	2:B:79:LYS:HG2	3	1.92
(1,37)	1:A:104:ARG:HB2	2:B:79:LYS:HG3	3	1.92
(1,37)	1:A:104:ARG:HB2	2:B:79:LYS:HZ1	3	1.92
(1,37)	1:A:104:ARG:HB2	2:B:79:LYS:HZ2	3	1.92
(1,37)	1:A:104:ARG:HB2	2:B:79:LYS:HZ3	3	1.92
(1,37)	1:A:104:ARG:HB2	2:B:79:LYS:N	3	1.92

*Continued on next page...*

*Continued from previous page...*

Key	Atom-1	Atom-2	Model ID	Violation (Å)
(1,37)	1:A:104:ARG:HB2	2:B:79:LYS:NZ	3	1.92
(1,37)	1:A:104:ARG:HB2	2:B:79:LYS:O	3	1.92
(1,37)	1:A:104:ARG:HB2	2:B:80:ILE:C	3	1.92
(1,37)	1:A:104:ARG:HB2	2:B:80:ILE:CA	3	1.92
(1,37)	1:A:104:ARG:HB2	2:B:80:ILE:CB	3	1.92
(1,37)	1:A:104:ARG:HB2	2:B:80:ILE:CD1	3	1.92
(1,37)	1:A:104:ARG:HB2	2:B:80:ILE:CG1	3	1.92
(1,37)	1:A:104:ARG:HB2	2:B:80:ILE:CG2	3	1.92
(1,37)	1:A:104:ARG:HB2	2:B:80:ILE:H	3	1.92
(1,37)	1:A:104:ARG:HB2	2:B:80:ILE:HA	3	1.92
(1,37)	1:A:104:ARG:HB2	2:B:80:ILE:HB	3	1.92
(1,37)	1:A:104:ARG:HB2	2:B:80:ILE:HD11	3	1.92
(1,37)	1:A:104:ARG:HB2	2:B:80:ILE:HD12	3	1.92
(1,37)	1:A:104:ARG:HB2	2:B:80:ILE:HD13	3	1.92
(1,37)	1:A:104:ARG:HB2	2:B:80:ILE:HG12	3	1.92
(1,37)	1:A:104:ARG:HB2	2:B:80:ILE:HG13	3	1.92
(1,37)	1:A:104:ARG:HB2	2:B:80:ILE:HG21	3	1.92
(1,37)	1:A:104:ARG:HB2	2:B:80:ILE:HG22	3	1.92
(1,37)	1:A:104:ARG:HB2	2:B:80:ILE:HG23	3	1.92
(1,37)	1:A:104:ARG:HB2	2:B:80:ILE:N	3	1.92
(1,37)	1:A:104:ARG:HB2	2:B:80:ILE:O	3	1.92
(1,37)	1:A:104:ARG:HB2	2:B:84:GLN:C	3	1.92
(1,37)	1:A:104:ARG:HB2	2:B:84:GLN:CA	3	1.92
(1,37)	1:A:104:ARG:HB2	2:B:84:GLN:CB	3	1.92
(1,37)	1:A:104:ARG:HB2	2:B:84:GLN:CD	3	1.92
(1,37)	1:A:104:ARG:HB2	2:B:84:GLN:CG	3	1.92
(1,37)	1:A:104:ARG:HB2	2:B:84:GLN:H	3	1.92
(1,37)	1:A:104:ARG:HB2	2:B:84:GLN:HA	3	1.92
(1,37)	1:A:104:ARG:HB2	2:B:84:GLN:HB2	3	1.92
(1,37)	1:A:104:ARG:HB2	2:B:84:GLN:HB3	3	1.92
(1,37)	1:A:104:ARG:HB2	2:B:84:GLN:HE21	3	1.92
(1,37)	1:A:104:ARG:HB2	2:B:84:GLN:HE22	3	1.92
(1,37)	1:A:104:ARG:HB2	2:B:84:GLN:HG2	3	1.92
(1,37)	1:A:104:ARG:HB2	2:B:84:GLN:HG3	3	1.92
(1,37)	1:A:104:ARG:HB2	2:B:84:GLN:N	3	1.92
(1,37)	1:A:104:ARG:HB2	2:B:84:GLN:NE2	3	1.92
(1,37)	1:A:104:ARG:HB2	2:B:84:GLN:O	3	1.92
(1,37)	1:A:104:ARG:HB2	2:B:84:GLN:OE1	3	1.92
(1,37)	1:A:104:ARG:HB2	2:B:97:THR:C	3	1.92
(1,37)	1:A:104:ARG:HB2	2:B:97:THR:CA	3	1.92
(1,37)	1:A:104:ARG:HB2	2:B:97:THR:CB	3	1.92
(1,37)	1:A:104:ARG:HB2	2:B:97:THR:CG2	3	1.92

*Continued on next page...*



*Continued from previous page...*

Key	Atom-1	Atom-2	Model ID	Violation (Å)
(1,37)	1:A:104:ARG:HB2	2:B:97:THR:H	3	1.92
(1,37)	1:A:104:ARG:HB2	2:B:97:THR:HA	3	1.92
(1,37)	1:A:104:ARG:HB2	2:B:97:THR:HB	3	1.92
(1,37)	1:A:104:ARG:HB2	2:B:97:THR:HG1	3	1.92
(1,37)	1:A:104:ARG:HB2	2:B:97:THR:HG21	3	1.92
(1,37)	1:A:104:ARG:HB2	2:B:97:THR:HG22	3	1.92
(1,37)	1:A:104:ARG:HB2	2:B:97:THR:HG23	3	1.92
(1,37)	1:A:104:ARG:HB2	2:B:97:THR:N	3	1.92
(1,37)	1:A:104:ARG:HB2	2:B:97:THR:O	3	1.92
(1,37)	1:A:104:ARG:HB2	2:B:97:THR:OG1	3	1.92
(1,37)	1:A:104:ARG:HB2	2:B:99:HIS:C	3	1.92
(1,37)	1:A:104:ARG:HB2	2:B:99:HIS:CA	3	1.92
(1,37)	1:A:104:ARG:HB2	2:B:99:HIS:CB	3	1.92
(1,37)	1:A:104:ARG:HB2	2:B:99:HIS:CD2	3	1.92
(1,37)	1:A:104:ARG:HB2	2:B:99:HIS:CE1	3	1.92
(1,37)	1:A:104:ARG:HB2	2:B:99:HIS:CG	3	1.92
(1,37)	1:A:104:ARG:HB2	2:B:99:HIS:H	3	1.92
(1,37)	1:A:104:ARG:HB2	2:B:99:HIS:HA	3	1.92
(1,37)	1:A:104:ARG:HB2	2:B:99:HIS:HB2	3	1.92
(1,37)	1:A:104:ARG:HB2	2:B:99:HIS:HB3	3	1.92
(1,37)	1:A:104:ARG:HB2	2:B:99:HIS:HD1	3	1.92
(1,37)	1:A:104:ARG:HB2	2:B:99:HIS:HD2	3	1.92
(1,37)	1:A:104:ARG:HB2	2:B:99:HIS:HE1	3	1.92
(1,37)	1:A:104:ARG:HB2	2:B:99:HIS:HE2	3	1.92
(1,37)	1:A:104:ARG:HB2	2:B:99:HIS:N	3	1.92
(1,37)	1:A:104:ARG:HB2	2:B:99:HIS:ND1	3	1.92
(1,37)	1:A:104:ARG:HB2	2:B:99:HIS:NE2	3	1.92
(1,37)	1:A:104:ARG:HB2	2:B:99:HIS:O	3	1.92
(1,37)	1:A:104:ARG:HB2	2:B:101:VAL:C	3	1.92
(1,37)	1:A:104:ARG:HB2	2:B:101:VAL:CA	3	1.92
(1,37)	1:A:104:ARG:HB2	2:B:101:VAL:CB	3	1.92
(1,37)	1:A:104:ARG:HB2	2:B:101:VAL:CG1	3	1.92
(1,37)	1:A:104:ARG:HB2	2:B:101:VAL:CG2	3	1.92
(1,37)	1:A:104:ARG:HB2	2:B:101:VAL:H	3	1.92
(1,37)	1:A:104:ARG:HB2	2:B:101:VAL:HA	3	1.92
(1,37)	1:A:104:ARG:HB2	2:B:101:VAL:HB	3	1.92
(1,37)	1:A:104:ARG:HB2	2:B:101:VAL:HG11	3	1.92
(1,37)	1:A:104:ARG:HB2	2:B:101:VAL:HG12	3	1.92
(1,37)	1:A:104:ARG:HB2	2:B:101:VAL:HG13	3	1.92
(1,37)	1:A:104:ARG:HB2	2:B:101:VAL:HG21	3	1.92
(1,37)	1:A:104:ARG:HB2	2:B:101:VAL:HG22	3	1.92
(1,37)	1:A:104:ARG:HB2	2:B:101:VAL:HG23	3	1.92

*Continued on next page...*

*Continued from previous page...*

Key	Atom-1	Atom-2	Model ID	Violation (Å)
(1,37)	1:A:104:ARG:HB2	2:B:101:VAL:N	3	1.92
(1,37)	1:A:104:ARG:HB2	2:B:101:VAL:O	3	1.92
(1,37)	1:A:104:ARG:HB3	2:B:75:ILE:C	3	1.92
(1,37)	1:A:104:ARG:HB3	2:B:75:ILE:CA	3	1.92
(1,37)	1:A:104:ARG:HB3	2:B:75:ILE:CB	3	1.92
(1,37)	1:A:104:ARG:HB3	2:B:75:ILE:CD1	3	1.92
(1,37)	1:A:104:ARG:HB3	2:B:75:ILE:CG1	3	1.92
(1,37)	1:A:104:ARG:HB3	2:B:75:ILE:CG2	3	1.92
(1,37)	1:A:104:ARG:HB3	2:B:75:ILE:H	3	1.92
(1,37)	1:A:104:ARG:HB3	2:B:75:ILE:HA	3	1.92
(1,37)	1:A:104:ARG:HB3	2:B:75:ILE:HB	3	1.92
(1,37)	1:A:104:ARG:HB3	2:B:75:ILE:HD11	3	1.92
(1,37)	1:A:104:ARG:HB3	2:B:75:ILE:HD12	3	1.92
(1,37)	1:A:104:ARG:HB3	2:B:75:ILE:HD13	3	1.92
(1,37)	1:A:104:ARG:HB3	2:B:75:ILE:HG12	3	1.92
(1,37)	1:A:104:ARG:HB3	2:B:75:ILE:HG13	3	1.92
(1,37)	1:A:104:ARG:HB3	2:B:75:ILE:HG21	3	1.92
(1,37)	1:A:104:ARG:HB3	2:B:75:ILE:HG22	3	1.92
(1,37)	1:A:104:ARG:HB3	2:B:75:ILE:HG23	3	1.92
(1,37)	1:A:104:ARG:HB3	2:B:75:ILE:N	3	1.92
(1,37)	1:A:104:ARG:HB3	2:B:75:ILE:O	3	1.92
(1,37)	1:A:104:ARG:HB3	2:B:77:ALA:C	3	1.92
(1,37)	1:A:104:ARG:HB3	2:B:77:ALA:CA	3	1.92
(1,37)	1:A:104:ARG:HB3	2:B:77:ALA:CB	3	1.92
(1,37)	1:A:104:ARG:HB3	2:B:77:ALA:H	3	1.92
(1,37)	1:A:104:ARG:HB3	2:B:77:ALA:HA	3	1.92
(1,37)	1:A:104:ARG:HB3	2:B:77:ALA:HB1	3	1.92
(1,37)	1:A:104:ARG:HB3	2:B:77:ALA:HB2	3	1.92
(1,37)	1:A:104:ARG:HB3	2:B:77:ALA:HB3	3	1.92
(1,37)	1:A:104:ARG:HB3	2:B:77:ALA:N	3	1.92
(1,37)	1:A:104:ARG:HB3	2:B:77:ALA:O	3	1.92
(1,37)	1:A:104:ARG:HB3	2:B:78:GLY:C	3	1.92
(1,37)	1:A:104:ARG:HB3	2:B:78:GLY:CA	3	1.92
(1,37)	1:A:104:ARG:HB3	2:B:78:GLY:H	3	1.92
(1,37)	1:A:104:ARG:HB3	2:B:78:GLY:HA2	3	1.92
(1,37)	1:A:104:ARG:HB3	2:B:78:GLY:HA3	3	1.92
(1,37)	1:A:104:ARG:HB3	2:B:78:GLY:N	3	1.92
(1,37)	1:A:104:ARG:HB3	2:B:78:GLY:O	3	1.92
(1,37)	1:A:104:ARG:HB3	2:B:79:LYS:C	3	1.92
(1,37)	1:A:104:ARG:HB3	2:B:79:LYS:CA	3	1.92
(1,37)	1:A:104:ARG:HB3	2:B:79:LYS:CB	3	1.92
(1,37)	1:A:104:ARG:HB3	2:B:79:LYS:CD	3	1.92

*Continued on next page...*

*Continued from previous page...*

Key	Atom-1	Atom-2	Model ID	Violation (Å)
(1,37)	1:A:104:ARG:HB3	2:B:79:LYS:CE	3	1.92
(1,37)	1:A:104:ARG:HB3	2:B:79:LYS:CG	3	1.92
(1,37)	1:A:104:ARG:HB3	2:B:79:LYS:H	3	1.92
(1,37)	1:A:104:ARG:HB3	2:B:79:LYS:HA	3	1.92
(1,37)	1:A:104:ARG:HB3	2:B:79:LYS:HB2	3	1.92
(1,37)	1:A:104:ARG:HB3	2:B:79:LYS:HB3	3	1.92
(1,37)	1:A:104:ARG:HB3	2:B:79:LYS:HD2	3	1.92
(1,37)	1:A:104:ARG:HB3	2:B:79:LYS:HD3	3	1.92
(1,37)	1:A:104:ARG:HB3	2:B:79:LYS:HE2	3	1.92
(1,37)	1:A:104:ARG:HB3	2:B:79:LYS:HE3	3	1.92
(1,37)	1:A:104:ARG:HB3	2:B:79:LYS:HG2	3	1.92
(1,37)	1:A:104:ARG:HB3	2:B:79:LYS:HG3	3	1.92
(1,37)	1:A:104:ARG:HB3	2:B:79:LYS:HZ1	3	1.92
(1,37)	1:A:104:ARG:HB3	2:B:79:LYS:HZ2	3	1.92
(1,37)	1:A:104:ARG:HB3	2:B:79:LYS:HZ3	3	1.92
(1,37)	1:A:104:ARG:HB3	2:B:79:LYS:N	3	1.92
(1,37)	1:A:104:ARG:HB3	2:B:79:LYS:NZ	3	1.92
(1,37)	1:A:104:ARG:HB3	2:B:79:LYS:O	3	1.92
(1,37)	1:A:104:ARG:HB3	2:B:80:ILE:C	3	1.92
(1,37)	1:A:104:ARG:HB3	2:B:80:ILE:CA	3	1.92
(1,37)	1:A:104:ARG:HB3	2:B:80:ILE:CB	3	1.92
(1,37)	1:A:104:ARG:HB3	2:B:80:ILE:CD1	3	1.92
(1,37)	1:A:104:ARG:HB3	2:B:80:ILE:CG1	3	1.92
(1,37)	1:A:104:ARG:HB3	2:B:80:ILE:CG2	3	1.92
(1,37)	1:A:104:ARG:HB3	2:B:80:ILE:H	3	1.92
(1,37)	1:A:104:ARG:HB3	2:B:80:ILE:HA	3	1.92
(1,37)	1:A:104:ARG:HB3	2:B:80:ILE:HB	3	1.92
(1,37)	1:A:104:ARG:HB3	2:B:80:ILE:HD11	3	1.92
(1,37)	1:A:104:ARG:HB3	2:B:80:ILE:HD12	3	1.92
(1,37)	1:A:104:ARG:HB3	2:B:80:ILE:HD13	3	1.92
(1,37)	1:A:104:ARG:HB3	2:B:80:ILE:HG12	3	1.92
(1,37)	1:A:104:ARG:HB3	2:B:80:ILE:HG13	3	1.92
(1,37)	1:A:104:ARG:HB3	2:B:80:ILE:HG21	3	1.92
(1,37)	1:A:104:ARG:HB3	2:B:80:ILE:HG22	3	1.92
(1,37)	1:A:104:ARG:HB3	2:B:80:ILE:HG23	3	1.92
(1,37)	1:A:104:ARG:HB3	2:B:80:ILE:N	3	1.92
(1,37)	1:A:104:ARG:HB3	2:B:80:ILE:O	3	1.92
(1,37)	1:A:104:ARG:HB3	2:B:84:GLN:C	3	1.92
(1,37)	1:A:104:ARG:HB3	2:B:84:GLN:CA	3	1.92
(1,37)	1:A:104:ARG:HB3	2:B:84:GLN:CB	3	1.92
(1,37)	1:A:104:ARG:HB3	2:B:84:GLN:CD	3	1.92
(1,37)	1:A:104:ARG:HB3	2:B:84:GLN:CG	3	1.92

*Continued on next page...*

*Continued from previous page...*

Key	Atom-1	Atom-2	Model ID	Violation (Å)
(1,37)	1:A:104:ARG:HB3	2:B:84:GLN:H	3	1.92
(1,37)	1:A:104:ARG:HB3	2:B:84:GLN:HA	3	1.92
(1,37)	1:A:104:ARG:HB3	2:B:84:GLN:HB2	3	1.92
(1,37)	1:A:104:ARG:HB3	2:B:84:GLN:HB3	3	1.92
(1,37)	1:A:104:ARG:HB3	2:B:84:GLN:HE21	3	1.92
(1,37)	1:A:104:ARG:HB3	2:B:84:GLN:HE22	3	1.92
(1,37)	1:A:104:ARG:HB3	2:B:84:GLN:HG2	3	1.92
(1,37)	1:A:104:ARG:HB3	2:B:84:GLN:HG3	3	1.92
(1,37)	1:A:104:ARG:HB3	2:B:84:GLN:N	3	1.92
(1,37)	1:A:104:ARG:HB3	2:B:84:GLN:NE2	3	1.92
(1,37)	1:A:104:ARG:HB3	2:B:84:GLN:O	3	1.92
(1,37)	1:A:104:ARG:HB3	2:B:84:GLN:OE1	3	1.92
(1,37)	1:A:104:ARG:HB3	2:B:97:THR:C	3	1.92
(1,37)	1:A:104:ARG:HB3	2:B:97:THR:CA	3	1.92
(1,37)	1:A:104:ARG:HB3	2:B:97:THR:CB	3	1.92
(1,37)	1:A:104:ARG:HB3	2:B:97:THR:CG2	3	1.92
(1,37)	1:A:104:ARG:HB3	2:B:97:THR:H	3	1.92
(1,37)	1:A:104:ARG:HB3	2:B:97:THR:HA	3	1.92
(1,37)	1:A:104:ARG:HB3	2:B:97:THR:HB	3	1.92
(1,37)	1:A:104:ARG:HB3	2:B:97:THR:HG1	3	1.92
(1,37)	1:A:104:ARG:HB3	2:B:97:THR:HG21	3	1.92
(1,37)	1:A:104:ARG:HB3	2:B:97:THR:HG22	3	1.92
(1,37)	1:A:104:ARG:HB3	2:B:97:THR:HG23	3	1.92
(1,37)	1:A:104:ARG:HB3	2:B:97:THR:N	3	1.92
(1,37)	1:A:104:ARG:HB3	2:B:97:THR:O	3	1.92
(1,37)	1:A:104:ARG:HB3	2:B:97:THR:OG1	3	1.92
(1,37)	1:A:104:ARG:HB3	2:B:99:HIS:C	3	1.92
(1,37)	1:A:104:ARG:HB3	2:B:99:HIS:CA	3	1.92
(1,37)	1:A:104:ARG:HB3	2:B:99:HIS:CB	3	1.92
(1,37)	1:A:104:ARG:HB3	2:B:99:HIS:CD2	3	1.92
(1,37)	1:A:104:ARG:HB3	2:B:99:HIS:CE1	3	1.92
(1,37)	1:A:104:ARG:HB3	2:B:99:HIS:CG	3	1.92
(1,37)	1:A:104:ARG:HB3	2:B:99:HIS:H	3	1.92
(1,37)	1:A:104:ARG:HB3	2:B:99:HIS:HA	3	1.92
(1,37)	1:A:104:ARG:HB3	2:B:99:HIS:HB2	3	1.92
(1,37)	1:A:104:ARG:HB3	2:B:99:HIS:HB3	3	1.92
(1,37)	1:A:104:ARG:HB3	2:B:99:HIS:HD1	3	1.92
(1,37)	1:A:104:ARG:HB3	2:B:99:HIS:HD2	3	1.92
(1,37)	1:A:104:ARG:HB3	2:B:99:HIS:HE1	3	1.92
(1,37)	1:A:104:ARG:HB3	2:B:99:HIS:HE2	3	1.92
(1,37)	1:A:104:ARG:HB3	2:B:99:HIS:N	3	1.92
(1,37)	1:A:104:ARG:HB3	2:B:99:HIS:ND1	3	1.92

*Continued on next page...*

*Continued from previous page...*

Key	Atom-1	Atom-2	Model ID	Violation (Å)
(1,37)	1:A:104:ARG:HB3	2:B:99:HIS:NE2	3	1.92
(1,37)	1:A:104:ARG:HB3	2:B:99:HIS:O	3	1.92
(1,37)	1:A:104:ARG:HB3	2:B:101:VAL:C	3	1.92
(1,37)	1:A:104:ARG:HB3	2:B:101:VAL:CA	3	1.92
(1,37)	1:A:104:ARG:HB3	2:B:101:VAL:CB	3	1.92
(1,37)	1:A:104:ARG:HB3	2:B:101:VAL:CG1	3	1.92
(1,37)	1:A:104:ARG:HB3	2:B:101:VAL:CG2	3	1.92
(1,37)	1:A:104:ARG:HB3	2:B:101:VAL:H	3	1.92
(1,37)	1:A:104:ARG:HB3	2:B:101:VAL:HA	3	1.92
(1,37)	1:A:104:ARG:HB3	2:B:101:VAL:HB	3	1.92
(1,37)	1:A:104:ARG:HB3	2:B:101:VAL:HG11	3	1.92
(1,37)	1:A:104:ARG:HB3	2:B:101:VAL:HG12	3	1.92
(1,37)	1:A:104:ARG:HB3	2:B:101:VAL:HG13	3	1.92
(1,37)	1:A:104:ARG:HB3	2:B:101:VAL:HG21	3	1.92
(1,37)	1:A:104:ARG:HB3	2:B:101:VAL:HG22	3	1.92
(1,37)	1:A:104:ARG:HB3	2:B:101:VAL:HG23	3	1.92
(1,37)	1:A:104:ARG:HB3	2:B:101:VAL:N	3	1.92
(1,37)	1:A:104:ARG:HB3	2:B:101:VAL:O	3	1.92
(1,37)	1:A:104:ARG:HD2	2:B:75:ILE:C	3	1.92
(1,37)	1:A:104:ARG:HD2	2:B:75:ILE:CA	3	1.92
(1,37)	1:A:104:ARG:HD2	2:B:75:ILE:CB	3	1.92
(1,37)	1:A:104:ARG:HD2	2:B:75:ILE:CD1	3	1.92
(1,37)	1:A:104:ARG:HD2	2:B:75:ILE:CG1	3	1.92
(1,37)	1:A:104:ARG:HD2	2:B:75:ILE:CG2	3	1.92
(1,37)	1:A:104:ARG:HD2	2:B:75:ILE:H	3	1.92
(1,37)	1:A:104:ARG:HD2	2:B:75:ILE:HA	3	1.92
(1,37)	1:A:104:ARG:HD2	2:B:75:ILE:HB	3	1.92
(1,37)	1:A:104:ARG:HD2	2:B:75:ILE:HD11	3	1.92
(1,37)	1:A:104:ARG:HD2	2:B:75:ILE:HD12	3	1.92
(1,37)	1:A:104:ARG:HD2	2:B:75:ILE:HD13	3	1.92
(1,37)	1:A:104:ARG:HD2	2:B:75:ILE:HG12	3	1.92
(1,37)	1:A:104:ARG:HD2	2:B:75:ILE:HG13	3	1.92
(1,37)	1:A:104:ARG:HD2	2:B:75:ILE:HG21	3	1.92
(1,37)	1:A:104:ARG:HD2	2:B:75:ILE:HG22	3	1.92
(1,37)	1:A:104:ARG:HD2	2:B:75:ILE:HG23	3	1.92
(1,37)	1:A:104:ARG:HD2	2:B:75:ILE:N	3	1.92
(1,37)	1:A:104:ARG:HD2	2:B:75:ILE:O	3	1.92
(1,37)	1:A:104:ARG:HD2	2:B:77:ALA:C	3	1.92
(1,37)	1:A:104:ARG:HD2	2:B:77:ALA:CA	3	1.92
(1,37)	1:A:104:ARG:HD2	2:B:77:ALA:CB	3	1.92
(1,37)	1:A:104:ARG:HD2	2:B:77:ALA:H	3	1.92
(1,37)	1:A:104:ARG:HD2	2:B:77:ALA:HA	3	1.92

*Continued on next page...*

*Continued from previous page...*

Key	Atom-1	Atom-2	Model ID	Violation (Å)
(1,37)	1:A:104:ARG:HD2	2:B:77:ALA:HB1	3	1.92
(1,37)	1:A:104:ARG:HD2	2:B:77:ALA:HB2	3	1.92
(1,37)	1:A:104:ARG:HD2	2:B:77:ALA:HB3	3	1.92
(1,37)	1:A:104:ARG:HD2	2:B:77:ALA:N	3	1.92
(1,37)	1:A:104:ARG:HD2	2:B:77:ALA:O	3	1.92
(1,37)	1:A:104:ARG:HD2	2:B:78:GLY:C	3	1.92
(1,37)	1:A:104:ARG:HD2	2:B:78:GLY:CA	3	1.92
(1,37)	1:A:104:ARG:HD2	2:B:78:GLY:H	3	1.92
(1,37)	1:A:104:ARG:HD2	2:B:78:GLY:HA2	3	1.92
(1,37)	1:A:104:ARG:HD2	2:B:78:GLY:HA3	3	1.92
(1,37)	1:A:104:ARG:HD2	2:B:78:GLY:N	3	1.92
(1,37)	1:A:104:ARG:HD2	2:B:78:GLY:O	3	1.92
(1,37)	1:A:104:ARG:HD2	2:B:79:LYS:C	3	1.92
(1,37)	1:A:104:ARG:HD2	2:B:79:LYS:CA	3	1.92
(1,37)	1:A:104:ARG:HD2	2:B:79:LYS:CB	3	1.92
(1,37)	1:A:104:ARG:HD2	2:B:79:LYS:CD	3	1.92
(1,37)	1:A:104:ARG:HD2	2:B:79:LYS:CE	3	1.92
(1,37)	1:A:104:ARG:HD2	2:B:79:LYS:CG	3	1.92
(1,37)	1:A:104:ARG:HD2	2:B:79:LYS:H	3	1.92
(1,37)	1:A:104:ARG:HD2	2:B:79:LYS:HA	3	1.92
(1,37)	1:A:104:ARG:HD2	2:B:79:LYS:HB2	3	1.92
(1,37)	1:A:104:ARG:HD2	2:B:79:LYS:HB3	3	1.92
(1,37)	1:A:104:ARG:HD2	2:B:79:LYS:HD2	3	1.92
(1,37)	1:A:104:ARG:HD2	2:B:79:LYS:HD3	3	1.92
(1,37)	1:A:104:ARG:HD2	2:B:79:LYS:HE2	3	1.92
(1,37)	1:A:104:ARG:HD2	2:B:79:LYS:HE3	3	1.92
(1,37)	1:A:104:ARG:HD2	2:B:79:LYS:HG2	3	1.92
(1,37)	1:A:104:ARG:HD2	2:B:79:LYS:HG3	3	1.92
(1,37)	1:A:104:ARG:HD2	2:B:79:LYS:HZ1	3	1.92
(1,37)	1:A:104:ARG:HD2	2:B:79:LYS:HZ2	3	1.92
(1,37)	1:A:104:ARG:HD2	2:B:79:LYS:HZ3	3	1.92
(1,37)	1:A:104:ARG:HD2	2:B:79:LYS:N	3	1.92
(1,37)	1:A:104:ARG:HD2	2:B:79:LYS:NZ	3	1.92
(1,37)	1:A:104:ARG:HD2	2:B:79:LYS:O	3	1.92
(1,37)	1:A:104:ARG:HD2	2:B:80:ILE:C	3	1.92
(1,37)	1:A:104:ARG:HD2	2:B:80:ILE:CA	3	1.92
(1,37)	1:A:104:ARG:HD2	2:B:80:ILE:CB	3	1.92
(1,37)	1:A:104:ARG:HD2	2:B:80:ILE:CD1	3	1.92
(1,37)	1:A:104:ARG:HD2	2:B:80:ILE:CG1	3	1.92
(1,37)	1:A:104:ARG:HD2	2:B:80:ILE:CG2	3	1.92
(1,37)	1:A:104:ARG:HD2	2:B:80:ILE:H	3	1.92
(1,37)	1:A:104:ARG:HD2	2:B:80:ILE:HA	3	1.92

*Continued on next page...*

*Continued from previous page...*

Key	Atom-1	Atom-2	Model ID	Violation (Å)
(1,37)	1:A:104:ARG:HD2	2:B:80:ILE:HB	3	1.92
(1,37)	1:A:104:ARG:HD2	2:B:80:ILE:HD11	3	1.92
(1,37)	1:A:104:ARG:HD2	2:B:80:ILE:HD12	3	1.92
(1,37)	1:A:104:ARG:HD2	2:B:80:ILE:HD13	3	1.92
(1,37)	1:A:104:ARG:HD2	2:B:80:ILE:HG12	3	1.92
(1,37)	1:A:104:ARG:HD2	2:B:80:ILE:HG13	3	1.92
(1,37)	1:A:104:ARG:HD2	2:B:80:ILE:HG21	3	1.92
(1,37)	1:A:104:ARG:HD2	2:B:80:ILE:HG22	3	1.92
(1,37)	1:A:104:ARG:HD2	2:B:80:ILE:HG23	3	1.92
(1,37)	1:A:104:ARG:HD2	2:B:80:ILE:N	3	1.92
(1,37)	1:A:104:ARG:HD2	2:B:80:ILE:O	3	1.92
(1,37)	1:A:104:ARG:HD2	2:B:84:GLN:C	3	1.92
(1,37)	1:A:104:ARG:HD2	2:B:84:GLN:CA	3	1.92
(1,37)	1:A:104:ARG:HD2	2:B:84:GLN:CB	3	1.92
(1,37)	1:A:104:ARG:HD2	2:B:84:GLN:CD	3	1.92
(1,37)	1:A:104:ARG:HD2	2:B:84:GLN:CG	3	1.92
(1,37)	1:A:104:ARG:HD2	2:B:84:GLN:H	3	1.92
(1,37)	1:A:104:ARG:HD2	2:B:84:GLN:HA	3	1.92
(1,37)	1:A:104:ARG:HD2	2:B:84:GLN:HB2	3	1.92
(1,37)	1:A:104:ARG:HD2	2:B:84:GLN:HB3	3	1.92
(1,37)	1:A:104:ARG:HD2	2:B:84:GLN:HE21	3	1.92
(1,37)	1:A:104:ARG:HD2	2:B:84:GLN:HE22	3	1.92
(1,37)	1:A:104:ARG:HD2	2:B:84:GLN:HG2	3	1.92
(1,37)	1:A:104:ARG:HD2	2:B:84:GLN:HG3	3	1.92
(1,37)	1:A:104:ARG:HD2	2:B:84:GLN:N	3	1.92
(1,37)	1:A:104:ARG:HD2	2:B:84:GLN:NE2	3	1.92
(1,37)	1:A:104:ARG:HD2	2:B:84:GLN:O	3	1.92
(1,37)	1:A:104:ARG:HD2	2:B:84:GLN:OE1	3	1.92
(1,37)	1:A:104:ARG:HD2	2:B:97:THR:C	3	1.92
(1,37)	1:A:104:ARG:HD2	2:B:97:THR:CA	3	1.92
(1,37)	1:A:104:ARG:HD2	2:B:97:THR:CB	3	1.92
(1,37)	1:A:104:ARG:HD2	2:B:97:THR:CG2	3	1.92
(1,37)	1:A:104:ARG:HD2	2:B:97:THR:H	3	1.92
(1,37)	1:A:104:ARG:HD2	2:B:97:THR:HA	3	1.92
(1,37)	1:A:104:ARG:HD2	2:B:97:THR:HB	3	1.92
(1,37)	1:A:104:ARG:HD2	2:B:97:THR:HG1	3	1.92
(1,37)	1:A:104:ARG:HD2	2:B:97:THR:HG21	3	1.92
(1,37)	1:A:104:ARG:HD2	2:B:97:THR:HG22	3	1.92
(1,37)	1:A:104:ARG:HD2	2:B:97:THR:HG23	3	1.92
(1,37)	1:A:104:ARG:HD2	2:B:97:THR:N	3	1.92
(1,37)	1:A:104:ARG:HD2	2:B:97:THR:O	3	1.92
(1,37)	1:A:104:ARG:HD2	2:B:97:THR:OG1	3	1.92

*Continued on next page...*

*Continued from previous page...*

Key	Atom-1	Atom-2	Model ID	Violation (Å)
(1,37)	1:A:104:ARG:HD2	2:B:99:HIS:C	3	1.92
(1,37)	1:A:104:ARG:HD2	2:B:99:HIS:CA	3	1.92
(1,37)	1:A:104:ARG:HD2	2:B:99:HIS:CB	3	1.92
(1,37)	1:A:104:ARG:HD2	2:B:99:HIS:CD2	3	1.92
(1,37)	1:A:104:ARG:HD2	2:B:99:HIS:CE1	3	1.92
(1,37)	1:A:104:ARG:HD2	2:B:99:HIS:CG	3	1.92
(1,37)	1:A:104:ARG:HD2	2:B:99:HIS:H	3	1.92
(1,37)	1:A:104:ARG:HD2	2:B:99:HIS:HA	3	1.92
(1,37)	1:A:104:ARG:HD2	2:B:99:HIS:HB2	3	1.92
(1,37)	1:A:104:ARG:HD2	2:B:99:HIS:HB3	3	1.92
(1,37)	1:A:104:ARG:HD2	2:B:99:HIS:HD1	3	1.92
(1,37)	1:A:104:ARG:HD2	2:B:99:HIS:HD2	3	1.92
(1,37)	1:A:104:ARG:HD2	2:B:99:HIS:HE1	3	1.92
(1,37)	1:A:104:ARG:HD2	2:B:99:HIS:HE2	3	1.92
(1,37)	1:A:104:ARG:HD2	2:B:99:HIS:N	3	1.92
(1,37)	1:A:104:ARG:HD2	2:B:99:HIS:ND1	3	1.92
(1,37)	1:A:104:ARG:HD2	2:B:99:HIS:NE2	3	1.92
(1,37)	1:A:104:ARG:HD2	2:B:99:HIS:O	3	1.92
(1,37)	1:A:104:ARG:HD2	2:B:101:VAL:C	3	1.92
(1,37)	1:A:104:ARG:HD2	2:B:101:VAL:CA	3	1.92
(1,37)	1:A:104:ARG:HD2	2:B:101:VAL:CB	3	1.92
(1,37)	1:A:104:ARG:HD2	2:B:101:VAL:CG1	3	1.92
(1,37)	1:A:104:ARG:HD2	2:B:101:VAL:CG2	3	1.92
(1,37)	1:A:104:ARG:HD2	2:B:101:VAL:H	3	1.92
(1,37)	1:A:104:ARG:HD2	2:B:101:VAL:HA	3	1.92
(1,37)	1:A:104:ARG:HD2	2:B:101:VAL:HB	3	1.92
(1,37)	1:A:104:ARG:HD2	2:B:101:VAL:HG11	3	1.92
(1,37)	1:A:104:ARG:HD2	2:B:101:VAL:HG12	3	1.92
(1,37)	1:A:104:ARG:HD2	2:B:101:VAL:HG13	3	1.92
(1,37)	1:A:104:ARG:HD2	2:B:101:VAL:HG21	3	1.92
(1,37)	1:A:104:ARG:HD2	2:B:101:VAL:HG22	3	1.92
(1,37)	1:A:104:ARG:HD2	2:B:101:VAL:HG23	3	1.92
(1,37)	1:A:104:ARG:HD2	2:B:101:VAL:N	3	1.92
(1,37)	1:A:104:ARG:HD2	2:B:101:VAL:O	3	1.92
(1,37)	1:A:104:ARG:HD3	2:B:75:ILE:C	3	1.92
(1,37)	1:A:104:ARG:HD3	2:B:75:ILE:CA	3	1.92
(1,37)	1:A:104:ARG:HD3	2:B:75:ILE:CB	3	1.92
(1,37)	1:A:104:ARG:HD3	2:B:75:ILE:CD1	3	1.92
(1,37)	1:A:104:ARG:HD3	2:B:75:ILE:CG1	3	1.92
(1,37)	1:A:104:ARG:HD3	2:B:75:ILE:CG2	3	1.92
(1,37)	1:A:104:ARG:HD3	2:B:75:ILE:H	3	1.92
(1,37)	1:A:104:ARG:HD3	2:B:75:ILE:HA	3	1.92

*Continued on next page...*



*Continued from previous page...*

Key	Atom-1	Atom-2	Model ID	Violation (Å)
(1,37)	1:A:104:ARG:HD3	2:B:75:ILE:HB	3	1.92
(1,37)	1:A:104:ARG:HD3	2:B:75:ILE:HD11	3	1.92
(1,37)	1:A:104:ARG:HD3	2:B:75:ILE:HD12	3	1.92
(1,37)	1:A:104:ARG:HD3	2:B:75:ILE:HD13	3	1.92
(1,37)	1:A:104:ARG:HD3	2:B:75:ILE:HG12	3	1.92
(1,37)	1:A:104:ARG:HD3	2:B:75:ILE:HG13	3	1.92
(1,37)	1:A:104:ARG:HD3	2:B:75:ILE:HG21	3	1.92
(1,37)	1:A:104:ARG:HD3	2:B:75:ILE:HG22	3	1.92
(1,37)	1:A:104:ARG:HD3	2:B:75:ILE:HG23	3	1.92
(1,37)	1:A:104:ARG:HD3	2:B:75:ILE:N	3	1.92
(1,37)	1:A:104:ARG:HD3	2:B:75:ILE:O	3	1.92
(1,37)	1:A:104:ARG:HD3	2:B:77:ALA:C	3	1.92
(1,37)	1:A:104:ARG:HD3	2:B:77:ALA:CA	3	1.92
(1,37)	1:A:104:ARG:HD3	2:B:77:ALA:CB	3	1.92
(1,37)	1:A:104:ARG:HD3	2:B:77:ALA:H	3	1.92
(1,37)	1:A:104:ARG:HD3	2:B:77:ALA:HA	3	1.92
(1,37)	1:A:104:ARG:HD3	2:B:77:ALA:HB1	3	1.92
(1,37)	1:A:104:ARG:HD3	2:B:77:ALA:HB2	3	1.92
(1,37)	1:A:104:ARG:HD3	2:B:77:ALA:HB3	3	1.92
(1,37)	1:A:104:ARG:HD3	2:B:77:ALA:N	3	1.92
(1,37)	1:A:104:ARG:HD3	2:B:77:ALA:O	3	1.92
(1,37)	1:A:104:ARG:HD3	2:B:78:GLY:C	3	1.92
(1,37)	1:A:104:ARG:HD3	2:B:78:GLY:CA	3	1.92
(1,37)	1:A:104:ARG:HD3	2:B:78:GLY:H	3	1.92
(1,37)	1:A:104:ARG:HD3	2:B:78:GLY:HA2	3	1.92
(1,37)	1:A:104:ARG:HD3	2:B:78:GLY:HA3	3	1.92
(1,37)	1:A:104:ARG:HD3	2:B:78:GLY:N	3	1.92
(1,37)	1:A:104:ARG:HD3	2:B:78:GLY:O	3	1.92
(1,37)	1:A:104:ARG:HD3	2:B:79:LYS:C	3	1.92
(1,37)	1:A:104:ARG:HD3	2:B:79:LYS:CA	3	1.92
(1,37)	1:A:104:ARG:HD3	2:B:79:LYS:CB	3	1.92
(1,37)	1:A:104:ARG:HD3	2:B:79:LYS:CD	3	1.92
(1,37)	1:A:104:ARG:HD3	2:B:79:LYS:CE	3	1.92
(1,37)	1:A:104:ARG:HD3	2:B:79:LYS:CG	3	1.92
(1,37)	1:A:104:ARG:HD3	2:B:79:LYS:H	3	1.92
(1,37)	1:A:104:ARG:HD3	2:B:79:LYS:HA	3	1.92
(1,37)	1:A:104:ARG:HD3	2:B:79:LYS:HB2	3	1.92
(1,37)	1:A:104:ARG:HD3	2:B:79:LYS:HB3	3	1.92
(1,37)	1:A:104:ARG:HD3	2:B:79:LYS:HD2	3	1.92
(1,37)	1:A:104:ARG:HD3	2:B:79:LYS:HD3	3	1.92
(1,37)	1:A:104:ARG:HD3	2:B:79:LYS:HE2	3	1.92
(1,37)	1:A:104:ARG:HD3	2:B:79:LYS:HE3	3	1.92

*Continued on next page...*

*Continued from previous page...*

Key	Atom-1	Atom-2	Model ID	Violation (Å)
(1,37)	1:A:104:ARG:HD3	2:B:79:LYS:HG2	3	1.92
(1,37)	1:A:104:ARG:HD3	2:B:79:LYS:HG3	3	1.92
(1,37)	1:A:104:ARG:HD3	2:B:79:LYS:HZ1	3	1.92
(1,37)	1:A:104:ARG:HD3	2:B:79:LYS:HZ2	3	1.92
(1,37)	1:A:104:ARG:HD3	2:B:79:LYS:HZ3	3	1.92
(1,37)	1:A:104:ARG:HD3	2:B:79:LYS:N	3	1.92
(1,37)	1:A:104:ARG:HD3	2:B:79:LYS:NZ	3	1.92
(1,37)	1:A:104:ARG:HD3	2:B:79:LYS:O	3	1.92
(1,37)	1:A:104:ARG:HD3	2:B:80:ILE:C	3	1.92
(1,37)	1:A:104:ARG:HD3	2:B:80:ILE:CA	3	1.92
(1,37)	1:A:104:ARG:HD3	2:B:80:ILE:CB	3	1.92
(1,37)	1:A:104:ARG:HD3	2:B:80:ILE:CD1	3	1.92
(1,37)	1:A:104:ARG:HD3	2:B:80:ILE:CG1	3	1.92
(1,37)	1:A:104:ARG:HD3	2:B:80:ILE:CG2	3	1.92
(1,37)	1:A:104:ARG:HD3	2:B:80:ILE:H	3	1.92
(1,37)	1:A:104:ARG:HD3	2:B:80:ILE:HA	3	1.92
(1,37)	1:A:104:ARG:HD3	2:B:80:ILE:HB	3	1.92
(1,37)	1:A:104:ARG:HD3	2:B:80:ILE:HD11	3	1.92
(1,37)	1:A:104:ARG:HD3	2:B:80:ILE:HD12	3	1.92
(1,37)	1:A:104:ARG:HD3	2:B:80:ILE:HD13	3	1.92
(1,37)	1:A:104:ARG:HD3	2:B:80:ILE:HG12	3	1.92
(1,37)	1:A:104:ARG:HD3	2:B:80:ILE:HG13	3	1.92
(1,37)	1:A:104:ARG:HD3	2:B:80:ILE:HG21	3	1.92
(1,37)	1:A:104:ARG:HD3	2:B:80:ILE:HG22	3	1.92
(1,37)	1:A:104:ARG:HD3	2:B:80:ILE:HG23	3	1.92
(1,37)	1:A:104:ARG:HD3	2:B:80:ILE:N	3	1.92
(1,37)	1:A:104:ARG:HD3	2:B:80:ILE:O	3	1.92
(1,37)	1:A:104:ARG:HD3	2:B:84:GLN:C	3	1.92
(1,37)	1:A:104:ARG:HD3	2:B:84:GLN:CA	3	1.92
(1,37)	1:A:104:ARG:HD3	2:B:84:GLN:CB	3	1.92
(1,37)	1:A:104:ARG:HD3	2:B:84:GLN:CD	3	1.92
(1,37)	1:A:104:ARG:HD3	2:B:84:GLN:CG	3	1.92
(1,37)	1:A:104:ARG:HD3	2:B:84:GLN:H	3	1.92
(1,37)	1:A:104:ARG:HD3	2:B:84:GLN:HA	3	1.92
(1,37)	1:A:104:ARG:HD3	2:B:84:GLN:HB2	3	1.92
(1,37)	1:A:104:ARG:HD3	2:B:84:GLN:HB3	3	1.92
(1,37)	1:A:104:ARG:HD3	2:B:84:GLN:HE21	3	1.92
(1,37)	1:A:104:ARG:HD3	2:B:84:GLN:HE22	3	1.92
(1,37)	1:A:104:ARG:HD3	2:B:84:GLN:HG2	3	1.92
(1,37)	1:A:104:ARG:HD3	2:B:84:GLN:HG3	3	1.92
(1,37)	1:A:104:ARG:HD3	2:B:84:GLN:N	3	1.92
(1,37)	1:A:104:ARG:HD3	2:B:84:GLN:NE2	3	1.92

*Continued on next page...*

*Continued from previous page...*

Key	Atom-1	Atom-2	Model ID	Violation (Å)
(1,37)	1:A:104:ARG:HD3	2:B:84:GLN:O	3	1.92
(1,37)	1:A:104:ARG:HD3	2:B:84:GLN:OE1	3	1.92
(1,37)	1:A:104:ARG:HD3	2:B:97:THR:C	3	1.92
(1,37)	1:A:104:ARG:HD3	2:B:97:THR:CA	3	1.92
(1,37)	1:A:104:ARG:HD3	2:B:97:THR:CB	3	1.92
(1,37)	1:A:104:ARG:HD3	2:B:97:THR:CG2	3	1.92
(1,37)	1:A:104:ARG:HD3	2:B:97:THR:H	3	1.92
(1,37)	1:A:104:ARG:HD3	2:B:97:THR:HA	3	1.92
(1,37)	1:A:104:ARG:HD3	2:B:97:THR:HB	3	1.92
(1,37)	1:A:104:ARG:HD3	2:B:97:THR:HG1	3	1.92
(1,37)	1:A:104:ARG:HD3	2:B:97:THR:HG21	3	1.92
(1,37)	1:A:104:ARG:HD3	2:B:97:THR:HG22	3	1.92
(1,37)	1:A:104:ARG:HD3	2:B:97:THR:HG23	3	1.92
(1,37)	1:A:104:ARG:HD3	2:B:97:THR:N	3	1.92
(1,37)	1:A:104:ARG:HD3	2:B:97:THR:O	3	1.92
(1,37)	1:A:104:ARG:HD3	2:B:97:THR:OG1	3	1.92
(1,37)	1:A:104:ARG:HD3	2:B:99:HIS:C	3	1.92
(1,37)	1:A:104:ARG:HD3	2:B:99:HIS:CA	3	1.92
(1,37)	1:A:104:ARG:HD3	2:B:99:HIS:CB	3	1.92
(1,37)	1:A:104:ARG:HD3	2:B:99:HIS:CD2	3	1.92
(1,37)	1:A:104:ARG:HD3	2:B:99:HIS:CE1	3	1.92
(1,37)	1:A:104:ARG:HD3	2:B:99:HIS:CG	3	1.92
(1,37)	1:A:104:ARG:HD3	2:B:99:HIS:H	3	1.92
(1,37)	1:A:104:ARG:HD3	2:B:99:HIS:HA	3	1.92
(1,37)	1:A:104:ARG:HD3	2:B:99:HIS:HB2	3	1.92
(1,37)	1:A:104:ARG:HD3	2:B:99:HIS:HB3	3	1.92
(1,37)	1:A:104:ARG:HD3	2:B:99:HIS:HD1	3	1.92
(1,37)	1:A:104:ARG:HD3	2:B:99:HIS:HD2	3	1.92
(1,37)	1:A:104:ARG:HD3	2:B:99:HIS:HE1	3	1.92
(1,37)	1:A:104:ARG:HD3	2:B:99:HIS:HE2	3	1.92
(1,37)	1:A:104:ARG:HD3	2:B:99:HIS:N	3	1.92
(1,37)	1:A:104:ARG:HD3	2:B:99:HIS:ND1	3	1.92
(1,37)	1:A:104:ARG:HD3	2:B:99:HIS:NE2	3	1.92
(1,37)	1:A:104:ARG:HD3	2:B:99:HIS:O	3	1.92
(1,37)	1:A:104:ARG:HD3	2:B:101:VAL:C	3	1.92
(1,37)	1:A:104:ARG:HD3	2:B:101:VAL:CA	3	1.92
(1,37)	1:A:104:ARG:HD3	2:B:101:VAL:CB	3	1.92
(1,37)	1:A:104:ARG:HD3	2:B:101:VAL:CG1	3	1.92
(1,37)	1:A:104:ARG:HD3	2:B:101:VAL:CG2	3	1.92
(1,37)	1:A:104:ARG:HD3	2:B:101:VAL:H	3	1.92
(1,37)	1:A:104:ARG:HD3	2:B:101:VAL:HA	3	1.92
(1,37)	1:A:104:ARG:HD3	2:B:101:VAL:HB	3	1.92

*Continued on next page...*

*Continued from previous page...*

Key	Atom-1	Atom-2	Model ID	Violation (Å)
(1,37)	1:A:104:ARG:HD3	2:B:101:VAL:HG11	3	1.92
(1,37)	1:A:104:ARG:HD3	2:B:101:VAL:HG12	3	1.92
(1,37)	1:A:104:ARG:HD3	2:B:101:VAL:HG13	3	1.92
(1,37)	1:A:104:ARG:HD3	2:B:101:VAL:HG21	3	1.92
(1,37)	1:A:104:ARG:HD3	2:B:101:VAL:HG22	3	1.92
(1,37)	1:A:104:ARG:HD3	2:B:101:VAL:HG23	3	1.92
(1,37)	1:A:104:ARG:HD3	2:B:101:VAL:N	3	1.92
(1,37)	1:A:104:ARG:HD3	2:B:101:VAL:O	3	1.92
(1,37)	1:A:104:ARG:HE	2:B:75:ILE:C	3	1.92
(1,37)	1:A:104:ARG:HE	2:B:75:ILE:CA	3	1.92
(1,37)	1:A:104:ARG:HE	2:B:75:ILE:CB	3	1.92
(1,37)	1:A:104:ARG:HE	2:B:75:ILE:CD1	3	1.92
(1,37)	1:A:104:ARG:HE	2:B:75:ILE:CG1	3	1.92
(1,37)	1:A:104:ARG:HE	2:B:75:ILE:CG2	3	1.92
(1,37)	1:A:104:ARG:HE	2:B:75:ILE:H	3	1.92
(1,37)	1:A:104:ARG:HE	2:B:75:ILE:HA	3	1.92
(1,37)	1:A:104:ARG:HE	2:B:75:ILE:HB	3	1.92
(1,37)	1:A:104:ARG:HE	2:B:75:ILE:HD11	3	1.92
(1,37)	1:A:104:ARG:HE	2:B:75:ILE:HD12	3	1.92
(1,37)	1:A:104:ARG:HE	2:B:75:ILE:HD13	3	1.92
(1,37)	1:A:104:ARG:HE	2:B:75:ILE:HG12	3	1.92
(1,37)	1:A:104:ARG:HE	2:B:75:ILE:HG13	3	1.92
(1,37)	1:A:104:ARG:HE	2:B:75:ILE:HG21	3	1.92
(1,37)	1:A:104:ARG:HE	2:B:75:ILE:HG22	3	1.92
(1,37)	1:A:104:ARG:HE	2:B:75:ILE:HG23	3	1.92
(1,37)	1:A:104:ARG:HE	2:B:75:ILE:N	3	1.92
(1,37)	1:A:104:ARG:HE	2:B:75:ILE:O	3	1.92
(1,37)	1:A:104:ARG:HE	2:B:77:ALA:C	3	1.92
(1,37)	1:A:104:ARG:HE	2:B:77:ALA:CA	3	1.92
(1,37)	1:A:104:ARG:HE	2:B:77:ALA:CB	3	1.92
(1,37)	1:A:104:ARG:HE	2:B:77:ALA:H	3	1.92
(1,37)	1:A:104:ARG:HE	2:B:77:ALA:HA	3	1.92
(1,37)	1:A:104:ARG:HE	2:B:77:ALA:HB1	3	1.92
(1,37)	1:A:104:ARG:HE	2:B:77:ALA:HB2	3	1.92
(1,37)	1:A:104:ARG:HE	2:B:77:ALA:HB3	3	1.92
(1,37)	1:A:104:ARG:HE	2:B:77:ALA:N	3	1.92
(1,37)	1:A:104:ARG:HE	2:B:77:ALA:O	3	1.92
(1,37)	1:A:104:ARG:HE	2:B:78:GLY:C	3	1.92
(1,37)	1:A:104:ARG:HE	2:B:78:GLY:CA	3	1.92
(1,37)	1:A:104:ARG:HE	2:B:78:GLY:H	3	1.92
(1,37)	1:A:104:ARG:HE	2:B:78:GLY:HA2	3	1.92
(1,37)	1:A:104:ARG:HE	2:B:78:GLY:HA3	3	1.92

*Continued on next page...*

*Continued from previous page...*

Key	Atom-1	Atom-2	Model ID	Violation (Å)
(1,37)	1:A:104:ARG:HE	2:B:78:GLY:N	3	1.92
(1,37)	1:A:104:ARG:HE	2:B:78:GLY:O	3	1.92
(1,37)	1:A:104:ARG:HE	2:B:79:LYS:C	3	1.92
(1,37)	1:A:104:ARG:HE	2:B:79:LYS:CA	3	1.92
(1,37)	1:A:104:ARG:HE	2:B:79:LYS:CB	3	1.92
(1,37)	1:A:104:ARG:HE	2:B:79:LYS:CD	3	1.92
(1,37)	1:A:104:ARG:HE	2:B:79:LYS:CE	3	1.92
(1,37)	1:A:104:ARG:HE	2:B:79:LYS:CG	3	1.92
(1,37)	1:A:104:ARG:HE	2:B:79:LYS:H	3	1.92
(1,37)	1:A:104:ARG:HE	2:B:79:LYS:HA	3	1.92
(1,37)	1:A:104:ARG:HE	2:B:79:LYS:HB2	3	1.92
(1,37)	1:A:104:ARG:HE	2:B:79:LYS:HB3	3	1.92
(1,37)	1:A:104:ARG:HE	2:B:79:LYS:HD2	3	1.92
(1,37)	1:A:104:ARG:HE	2:B:79:LYS:HD3	3	1.92
(1,37)	1:A:104:ARG:HE	2:B:79:LYS:HE2	3	1.92
(1,37)	1:A:104:ARG:HE	2:B:79:LYS:HE3	3	1.92
(1,37)	1:A:104:ARG:HE	2:B:79:LYS:HG2	3	1.92
(1,37)	1:A:104:ARG:HE	2:B:79:LYS:HG3	3	1.92
(1,37)	1:A:104:ARG:HE	2:B:79:LYS:HZ1	3	1.92
(1,37)	1:A:104:ARG:HE	2:B:79:LYS:HZ2	3	1.92
(1,37)	1:A:104:ARG:HE	2:B:79:LYS:HZ3	3	1.92
(1,37)	1:A:104:ARG:HE	2:B:79:LYS:N	3	1.92
(1,37)	1:A:104:ARG:HE	2:B:79:LYS:NZ	3	1.92
(1,37)	1:A:104:ARG:HE	2:B:79:LYS:O	3	1.92
(1,37)	1:A:104:ARG:HE	2:B:80:ILE:C	3	1.92
(1,37)	1:A:104:ARG:HE	2:B:80:ILE:CA	3	1.92
(1,37)	1:A:104:ARG:HE	2:B:80:ILE:CB	3	1.92
(1,37)	1:A:104:ARG:HE	2:B:80:ILE:CD1	3	1.92
(1,37)	1:A:104:ARG:HE	2:B:80:ILE:CG1	3	1.92
(1,37)	1:A:104:ARG:HE	2:B:80:ILE:CG2	3	1.92
(1,37)	1:A:104:ARG:HE	2:B:80:ILE:H	3	1.92
(1,37)	1:A:104:ARG:HE	2:B:80:ILE:HA	3	1.92
(1,37)	1:A:104:ARG:HE	2:B:80:ILE:HB	3	1.92
(1,37)	1:A:104:ARG:HE	2:B:80:ILE:HD11	3	1.92
(1,37)	1:A:104:ARG:HE	2:B:80:ILE:HD12	3	1.92
(1,37)	1:A:104:ARG:HE	2:B:80:ILE:HD13	3	1.92
(1,37)	1:A:104:ARG:HE	2:B:80:ILE:HG12	3	1.92
(1,37)	1:A:104:ARG:HE	2:B:80:ILE:HG13	3	1.92
(1,37)	1:A:104:ARG:HE	2:B:80:ILE:HG21	3	1.92
(1,37)	1:A:104:ARG:HE	2:B:80:ILE:HG22	3	1.92
(1,37)	1:A:104:ARG:HE	2:B:80:ILE:HG23	3	1.92
(1,37)	1:A:104:ARG:HE	2:B:80:ILE:N	3	1.92

*Continued on next page...*

*Continued from previous page...*

Key	Atom-1	Atom-2	Model ID	Violation (Å)
(1,37)	1:A:104:ARG:HE	2:B:80:ILE:O	3	1.92
(1,37)	1:A:104:ARG:HE	2:B:84:GLN:C	3	1.92
(1,37)	1:A:104:ARG:HE	2:B:84:GLN:CA	3	1.92
(1,37)	1:A:104:ARG:HE	2:B:84:GLN:CB	3	1.92
(1,37)	1:A:104:ARG:HE	2:B:84:GLN:CD	3	1.92
(1,37)	1:A:104:ARG:HE	2:B:84:GLN:CG	3	1.92
(1,37)	1:A:104:ARG:HE	2:B:84:GLN:H	3	1.92
(1,37)	1:A:104:ARG:HE	2:B:84:GLN:HA	3	1.92
(1,37)	1:A:104:ARG:HE	2:B:84:GLN:HB2	3	1.92
(1,37)	1:A:104:ARG:HE	2:B:84:GLN:HB3	3	1.92
(1,37)	1:A:104:ARG:HE	2:B:84:GLN:HE21	3	1.92
(1,37)	1:A:104:ARG:HE	2:B:84:GLN:HE22	3	1.92
(1,37)	1:A:104:ARG:HE	2:B:84:GLN:HG2	3	1.92
(1,37)	1:A:104:ARG:HE	2:B:84:GLN:HG3	3	1.92
(1,37)	1:A:104:ARG:HE	2:B:84:GLN:N	3	1.92
(1,37)	1:A:104:ARG:HE	2:B:84:GLN:NE2	3	1.92
(1,37)	1:A:104:ARG:HE	2:B:84:GLN:O	3	1.92
(1,37)	1:A:104:ARG:HE	2:B:84:GLN:OE1	3	1.92
(1,37)	1:A:104:ARG:HE	2:B:97:THR:C	3	1.92
(1,37)	1:A:104:ARG:HE	2:B:97:THR:CA	3	1.92
(1,37)	1:A:104:ARG:HE	2:B:97:THR:CB	3	1.92
(1,37)	1:A:104:ARG:HE	2:B:97:THR:CG2	3	1.92
(1,37)	1:A:104:ARG:HE	2:B:97:THR:H	3	1.92
(1,37)	1:A:104:ARG:HE	2:B:97:THR:HA	3	1.92
(1,37)	1:A:104:ARG:HE	2:B:97:THR:HB	3	1.92
(1,37)	1:A:104:ARG:HE	2:B:97:THR:HG1	3	1.92
(1,37)	1:A:104:ARG:HE	2:B:97:THR:HG21	3	1.92
(1,37)	1:A:104:ARG:HE	2:B:97:THR:HG22	3	1.92
(1,37)	1:A:104:ARG:HE	2:B:97:THR:HG23	3	1.92
(1,37)	1:A:104:ARG:HE	2:B:97:THR:N	3	1.92
(1,37)	1:A:104:ARG:HE	2:B:97:THR:O	3	1.92
(1,37)	1:A:104:ARG:HE	2:B:97:THR:OG1	3	1.92
(1,37)	1:A:104:ARG:HE	2:B:99:HIS:C	3	1.92
(1,37)	1:A:104:ARG:HE	2:B:99:HIS:CA	3	1.92
(1,37)	1:A:104:ARG:HE	2:B:99:HIS:CB	3	1.92
(1,37)	1:A:104:ARG:HE	2:B:99:HIS:CD2	3	1.92
(1,37)	1:A:104:ARG:HE	2:B:99:HIS:CE1	3	1.92
(1,37)	1:A:104:ARG:HE	2:B:99:HIS:CG	3	1.92
(1,37)	1:A:104:ARG:HE	2:B:99:HIS:H	3	1.92
(1,37)	1:A:104:ARG:HE	2:B:99:HIS:HA	3	1.92
(1,37)	1:A:104:ARG:HE	2:B:99:HIS:HB2	3	1.92
(1,37)	1:A:104:ARG:HE	2:B:99:HIS:HB3	3	1.92

*Continued on next page...*

*Continued from previous page...*

Key	Atom-1	Atom-2	Model ID	Violation (Å)
(1,37)	1:A:104:ARG:HE	2:B:99:HIS:HD1	3	1.92
(1,37)	1:A:104:ARG:HE	2:B:99:HIS:HD2	3	1.92
(1,37)	1:A:104:ARG:HE	2:B:99:HIS:HE1	3	1.92
(1,37)	1:A:104:ARG:HE	2:B:99:HIS:HE2	3	1.92
(1,37)	1:A:104:ARG:HE	2:B:99:HIS:N	3	1.92
(1,37)	1:A:104:ARG:HE	2:B:99:HIS:ND1	3	1.92
(1,37)	1:A:104:ARG:HE	2:B:99:HIS:NE2	3	1.92
(1,37)	1:A:104:ARG:HE	2:B:99:HIS:O	3	1.92
(1,37)	1:A:104:ARG:HE	2:B:101:VAL:C	3	1.92
(1,37)	1:A:104:ARG:HE	2:B:101:VAL:CA	3	1.92
(1,37)	1:A:104:ARG:HE	2:B:101:VAL:CB	3	1.92
(1,37)	1:A:104:ARG:HE	2:B:101:VAL:CG1	3	1.92
(1,37)	1:A:104:ARG:HE	2:B:101:VAL:CG2	3	1.92
(1,37)	1:A:104:ARG:HE	2:B:101:VAL:H	3	1.92
(1,37)	1:A:104:ARG:HE	2:B:101:VAL:HA	3	1.92
(1,37)	1:A:104:ARG:HE	2:B:101:VAL:HB	3	1.92
(1,37)	1:A:104:ARG:HE	2:B:101:VAL:HG11	3	1.92
(1,37)	1:A:104:ARG:HE	2:B:101:VAL:HG12	3	1.92
(1,37)	1:A:104:ARG:HE	2:B:101:VAL:HG13	3	1.92
(1,37)	1:A:104:ARG:HE	2:B:101:VAL:HG21	3	1.92
(1,37)	1:A:104:ARG:HE	2:B:101:VAL:HG22	3	1.92
(1,37)	1:A:104:ARG:HE	2:B:101:VAL:HG23	3	1.92
(1,37)	1:A:104:ARG:HE	2:B:101:VAL:N	3	1.92
(1,37)	1:A:104:ARG:HE	2:B:101:VAL:O	3	1.92
(1,37)	1:A:104:ARG:HG2	2:B:75:ILE:C	3	1.92
(1,37)	1:A:104:ARG:HG2	2:B:75:ILE:CA	3	1.92
(1,37)	1:A:104:ARG:HG2	2:B:75:ILE:CB	3	1.92
(1,37)	1:A:104:ARG:HG2	2:B:75:ILE:CD1	3	1.92
(1,37)	1:A:104:ARG:HG2	2:B:75:ILE:CG1	3	1.92
(1,37)	1:A:104:ARG:HG2	2:B:75:ILE:CG2	3	1.92
(1,37)	1:A:104:ARG:HG2	2:B:75:ILE:H	3	1.92
(1,37)	1:A:104:ARG:HG2	2:B:75:ILE:HA	3	1.92
(1,37)	1:A:104:ARG:HG2	2:B:75:ILE:HB	3	1.92
(1,37)	1:A:104:ARG:HG2	2:B:75:ILE:HD11	3	1.92
(1,37)	1:A:104:ARG:HG2	2:B:75:ILE:HD12	3	1.92
(1,37)	1:A:104:ARG:HG2	2:B:75:ILE:HD13	3	1.92
(1,37)	1:A:104:ARG:HG2	2:B:75:ILE:HG12	3	1.92
(1,37)	1:A:104:ARG:HG2	2:B:75:ILE:HG13	3	1.92
(1,37)	1:A:104:ARG:HG2	2:B:75:ILE:HG21	3	1.92
(1,37)	1:A:104:ARG:HG2	2:B:75:ILE:HG22	3	1.92
(1,37)	1:A:104:ARG:HG2	2:B:75:ILE:HG23	3	1.92
(1,37)	1:A:104:ARG:HG2	2:B:75:ILE:N	3	1.92

*Continued on next page...*

*Continued from previous page...*

Key	Atom-1	Atom-2	Model ID	Violation (Å)
(1,37)	1:A:104:ARG:HG2	2:B:75:ILE:O	3	1.92
(1,37)	1:A:104:ARG:HG2	2:B:77:ALA:C	3	1.92
(1,37)	1:A:104:ARG:HG2	2:B:77:ALA:CA	3	1.92
(1,37)	1:A:104:ARG:HG2	2:B:77:ALA:CB	3	1.92
(1,37)	1:A:104:ARG:HG2	2:B:77:ALA:H	3	1.92
(1,37)	1:A:104:ARG:HG2	2:B:77:ALA:HA	3	1.92
(1,37)	1:A:104:ARG:HG2	2:B:77:ALA:HB1	3	1.92
(1,37)	1:A:104:ARG:HG2	2:B:77:ALA:HB2	3	1.92
(1,37)	1:A:104:ARG:HG2	2:B:77:ALA:HB3	3	1.92
(1,37)	1:A:104:ARG:HG2	2:B:77:ALA:N	3	1.92
(1,37)	1:A:104:ARG:HG2	2:B:77:ALA:O	3	1.92
(1,37)	1:A:104:ARG:HG2	2:B:78:GLY:C	3	1.92
(1,37)	1:A:104:ARG:HG2	2:B:78:GLY:CA	3	1.92
(1,37)	1:A:104:ARG:HG2	2:B:78:GLY:H	3	1.92
(1,37)	1:A:104:ARG:HG2	2:B:78:GLY:HA2	3	1.92
(1,37)	1:A:104:ARG:HG2	2:B:78:GLY:HA3	3	1.92
(1,37)	1:A:104:ARG:HG2	2:B:78:GLY:N	3	1.92
(1,37)	1:A:104:ARG:HG2	2:B:78:GLY:O	3	1.92
(1,37)	1:A:104:ARG:HG2	2:B:79:LYS:C	3	1.92
(1,37)	1:A:104:ARG:HG2	2:B:79:LYS:CA	3	1.92
(1,37)	1:A:104:ARG:HG2	2:B:79:LYS:CB	3	1.92
(1,37)	1:A:104:ARG:HG2	2:B:79:LYS:CD	3	1.92
(1,37)	1:A:104:ARG:HG2	2:B:79:LYS:CE	3	1.92
(1,37)	1:A:104:ARG:HG2	2:B:79:LYS:CG	3	1.92
(1,37)	1:A:104:ARG:HG2	2:B:79:LYS:H	3	1.92
(1,37)	1:A:104:ARG:HG2	2:B:79:LYS:HA	3	1.92
(1,37)	1:A:104:ARG:HG2	2:B:79:LYS:HB2	3	1.92
(1,37)	1:A:104:ARG:HG2	2:B:79:LYS:HB3	3	1.92
(1,37)	1:A:104:ARG:HG2	2:B:79:LYS:HD2	3	1.92
(1,37)	1:A:104:ARG:HG2	2:B:79:LYS:HD3	3	1.92
(1,37)	1:A:104:ARG:HG2	2:B:79:LYS:HE2	3	1.92
(1,37)	1:A:104:ARG:HG2	2:B:79:LYS:HE3	3	1.92
(1,37)	1:A:104:ARG:HG2	2:B:79:LYS:HG2	3	1.92
(1,37)	1:A:104:ARG:HG2	2:B:79:LYS:HG3	3	1.92
(1,37)	1:A:104:ARG:HG2	2:B:79:LYS:HZ1	3	1.92
(1,37)	1:A:104:ARG:HG2	2:B:79:LYS:HZ2	3	1.92
(1,37)	1:A:104:ARG:HG2	2:B:79:LYS:HZ3	3	1.92
(1,37)	1:A:104:ARG:HG2	2:B:79:LYS:N	3	1.92
(1,37)	1:A:104:ARG:HG2	2:B:79:LYS:NZ	3	1.92
(1,37)	1:A:104:ARG:HG2	2:B:79:LYS:O	3	1.92
(1,37)	1:A:104:ARG:HG2	2:B:80:ILE:C	3	1.92
(1,37)	1:A:104:ARG:HG2	2:B:80:ILE:CA	3	1.92

*Continued on next page...*



*Continued from previous page...*

Key	Atom-1	Atom-2	Model ID	Violation (Å)
(1,37)	1:A:104:ARG:HG2	2:B:80:ILE:CB	3	1.92
(1,37)	1:A:104:ARG:HG2	2:B:80:ILE:CD1	3	1.92
(1,37)	1:A:104:ARG:HG2	2:B:80:ILE:CG1	3	1.92
(1,37)	1:A:104:ARG:HG2	2:B:80:ILE:CG2	3	1.92
(1,37)	1:A:104:ARG:HG2	2:B:80:ILE:H	3	1.92
(1,37)	1:A:104:ARG:HG2	2:B:80:ILE:HA	3	1.92
(1,37)	1:A:104:ARG:HG2	2:B:80:ILE:HB	3	1.92
(1,37)	1:A:104:ARG:HG2	2:B:80:ILE:HD11	3	1.92
(1,37)	1:A:104:ARG:HG2	2:B:80:ILE:HD12	3	1.92
(1,37)	1:A:104:ARG:HG2	2:B:80:ILE:HD13	3	1.92
(1,37)	1:A:104:ARG:HG2	2:B:80:ILE:HG12	3	1.92
(1,37)	1:A:104:ARG:HG2	2:B:80:ILE:HG13	3	1.92
(1,37)	1:A:104:ARG:HG2	2:B:80:ILE:HG21	3	1.92
(1,37)	1:A:104:ARG:HG2	2:B:80:ILE:HG22	3	1.92
(1,37)	1:A:104:ARG:HG2	2:B:80:ILE:HG23	3	1.92
(1,37)	1:A:104:ARG:HG2	2:B:80:ILE:N	3	1.92
(1,37)	1:A:104:ARG:HG2	2:B:80:ILE:O	3	1.92
(1,37)	1:A:104:ARG:HG2	2:B:84:GLN:C	3	1.92
(1,37)	1:A:104:ARG:HG2	2:B:84:GLN:CA	3	1.92
(1,37)	1:A:104:ARG:HG2	2:B:84:GLN:CB	3	1.92
(1,37)	1:A:104:ARG:HG2	2:B:84:GLN:CD	3	1.92
(1,37)	1:A:104:ARG:HG2	2:B:84:GLN:CG	3	1.92
(1,37)	1:A:104:ARG:HG2	2:B:84:GLN:H	3	1.92
(1,37)	1:A:104:ARG:HG2	2:B:84:GLN:HA	3	1.92
(1,37)	1:A:104:ARG:HG2	2:B:84:GLN:HB2	3	1.92
(1,37)	1:A:104:ARG:HG2	2:B:84:GLN:HB3	3	1.92
(1,37)	1:A:104:ARG:HG2	2:B:84:GLN:HE21	3	1.92
(1,37)	1:A:104:ARG:HG2	2:B:84:GLN:HE22	3	1.92
(1,37)	1:A:104:ARG:HG2	2:B:84:GLN:HG2	3	1.92
(1,37)	1:A:104:ARG:HG2	2:B:84:GLN:HG3	3	1.92
(1,37)	1:A:104:ARG:HG2	2:B:84:GLN:N	3	1.92
(1,37)	1:A:104:ARG:HG2	2:B:84:GLN:NE2	3	1.92
(1,37)	1:A:104:ARG:HG2	2:B:84:GLN:O	3	1.92
(1,37)	1:A:104:ARG:HG2	2:B:84:GLN:OE1	3	1.92
(1,37)	1:A:104:ARG:HG2	2:B:97:THR:C	3	1.92
(1,37)	1:A:104:ARG:HG2	2:B:97:THR:CA	3	1.92
(1,37)	1:A:104:ARG:HG2	2:B:97:THR:CB	3	1.92
(1,37)	1:A:104:ARG:HG2	2:B:97:THR:CG2	3	1.92
(1,37)	1:A:104:ARG:HG2	2:B:97:THR:H	3	1.92
(1,37)	1:A:104:ARG:HG2	2:B:97:THR:HA	3	1.92
(1,37)	1:A:104:ARG:HG2	2:B:97:THR:HB	3	1.92
(1,37)	1:A:104:ARG:HG2	2:B:97:THR:HG1	3	1.92

*Continued on next page...*

*Continued from previous page...*

Key	Atom-1	Atom-2	Model ID	Violation (Å)
(1,37)	1:A:104:ARG:HG2	2:B:97:THR:HG21	3	1.92
(1,37)	1:A:104:ARG:HG2	2:B:97:THR:HG22	3	1.92
(1,37)	1:A:104:ARG:HG2	2:B:97:THR:HG23	3	1.92
(1,37)	1:A:104:ARG:HG2	2:B:97:THR:N	3	1.92
(1,37)	1:A:104:ARG:HG2	2:B:97:THR:O	3	1.92
(1,37)	1:A:104:ARG:HG2	2:B:97:THR:OG1	3	1.92
(1,37)	1:A:104:ARG:HG2	2:B:99:HIS:C	3	1.92
(1,37)	1:A:104:ARG:HG2	2:B:99:HIS:CA	3	1.92
(1,37)	1:A:104:ARG:HG2	2:B:99:HIS:CB	3	1.92
(1,37)	1:A:104:ARG:HG2	2:B:99:HIS:CD2	3	1.92
(1,37)	1:A:104:ARG:HG2	2:B:99:HIS:CE1	3	1.92
(1,37)	1:A:104:ARG:HG2	2:B:99:HIS:CG	3	1.92
(1,37)	1:A:104:ARG:HG2	2:B:99:HIS:H	3	1.92
(1,37)	1:A:104:ARG:HG2	2:B:99:HIS:HA	3	1.92
(1,37)	1:A:104:ARG:HG2	2:B:99:HIS:HB2	3	1.92
(1,37)	1:A:104:ARG:HG2	2:B:99:HIS:HB3	3	1.92
(1,37)	1:A:104:ARG:HG2	2:B:99:HIS:HD1	3	1.92
(1,37)	1:A:104:ARG:HG2	2:B:99:HIS:HD2	3	1.92
(1,37)	1:A:104:ARG:HG2	2:B:99:HIS:HE1	3	1.92
(1,37)	1:A:104:ARG:HG2	2:B:99:HIS:HE2	3	1.92
(1,37)	1:A:104:ARG:HG2	2:B:99:HIS:N	3	1.92
(1,37)	1:A:104:ARG:HG2	2:B:99:HIS:ND1	3	1.92
(1,37)	1:A:104:ARG:HG2	2:B:99:HIS:NE2	3	1.92
(1,37)	1:A:104:ARG:HG2	2:B:99:HIS:O	3	1.92
(1,37)	1:A:104:ARG:HG2	2:B:101:VAL:C	3	1.92
(1,37)	1:A:104:ARG:HG2	2:B:101:VAL:CA	3	1.92
(1,37)	1:A:104:ARG:HG2	2:B:101:VAL:CB	3	1.92
(1,37)	1:A:104:ARG:HG2	2:B:101:VAL:CG1	3	1.92
(1,37)	1:A:104:ARG:HG2	2:B:101:VAL:CG2	3	1.92
(1,37)	1:A:104:ARG:HG2	2:B:101:VAL:H	3	1.92
(1,37)	1:A:104:ARG:HG2	2:B:101:VAL:HA	3	1.92
(1,37)	1:A:104:ARG:HG2	2:B:101:VAL:HB	3	1.92
(1,37)	1:A:104:ARG:HG2	2:B:101:VAL:HG11	3	1.92
(1,37)	1:A:104:ARG:HG2	2:B:101:VAL:HG12	3	1.92
(1,37)	1:A:104:ARG:HG2	2:B:101:VAL:HG13	3	1.92
(1,37)	1:A:104:ARG:HG2	2:B:101:VAL:HG21	3	1.92
(1,37)	1:A:104:ARG:HG2	2:B:101:VAL:HG22	3	1.92
(1,37)	1:A:104:ARG:HG2	2:B:101:VAL:HG23	3	1.92
(1,37)	1:A:104:ARG:HG2	2:B:101:VAL:N	3	1.92
(1,37)	1:A:104:ARG:HG2	2:B:101:VAL:O	3	1.92
(1,37)	1:A:104:ARG:HG3	2:B:75:ILE:C	3	1.92
(1,37)	1:A:104:ARG:HG3	2:B:75:ILE:CA	3	1.92

*Continued on next page...*

*Continued from previous page...*

Key	Atom-1	Atom-2	Model ID	Violation (Å)
(1,37)	1:A:104:ARG:HG3	2:B:75:ILE:CB	3	1.92
(1,37)	1:A:104:ARG:HG3	2:B:75:ILE:CD1	3	1.92
(1,37)	1:A:104:ARG:HG3	2:B:75:ILE:CG1	3	1.92
(1,37)	1:A:104:ARG:HG3	2:B:75:ILE:CG2	3	1.92
(1,37)	1:A:104:ARG:HG3	2:B:75:ILE:H	3	1.92
(1,37)	1:A:104:ARG:HG3	2:B:75:ILE:HA	3	1.92
(1,37)	1:A:104:ARG:HG3	2:B:75:ILE:HB	3	1.92
(1,37)	1:A:104:ARG:HG3	2:B:75:ILE:HD11	3	1.92
(1,37)	1:A:104:ARG:HG3	2:B:75:ILE:HD12	3	1.92
(1,37)	1:A:104:ARG:HG3	2:B:75:ILE:HD13	3	1.92
(1,37)	1:A:104:ARG:HG3	2:B:75:ILE:HG12	3	1.92
(1,37)	1:A:104:ARG:HG3	2:B:75:ILE:HG13	3	1.92
(1,37)	1:A:104:ARG:HG3	2:B:75:ILE:HG21	3	1.92
(1,37)	1:A:104:ARG:HG3	2:B:75:ILE:HG22	3	1.92
(1,37)	1:A:104:ARG:HG3	2:B:75:ILE:HG23	3	1.92
(1,37)	1:A:104:ARG:HG3	2:B:75:ILE:N	3	1.92
(1,37)	1:A:104:ARG:HG3	2:B:75:ILE:O	3	1.92
(1,37)	1:A:104:ARG:HG3	2:B:77:ALA:C	3	1.92
(1,37)	1:A:104:ARG:HG3	2:B:77:ALA:CA	3	1.92
(1,37)	1:A:104:ARG:HG3	2:B:77:ALA:CB	3	1.92
(1,37)	1:A:104:ARG:HG3	2:B:77:ALA:H	3	1.92
(1,37)	1:A:104:ARG:HG3	2:B:77:ALA:HA	3	1.92
(1,37)	1:A:104:ARG:HG3	2:B:77:ALA:HB1	3	1.92
(1,37)	1:A:104:ARG:HG3	2:B:77:ALA:HB2	3	1.92
(1,37)	1:A:104:ARG:HG3	2:B:77:ALA:HB3	3	1.92
(1,37)	1:A:104:ARG:HG3	2:B:77:ALA:N	3	1.92
(1,37)	1:A:104:ARG:HG3	2:B:77:ALA:O	3	1.92
(1,37)	1:A:104:ARG:HG3	2:B:78:GLY:C	3	1.92
(1,37)	1:A:104:ARG:HG3	2:B:78:GLY:CA	3	1.92
(1,37)	1:A:104:ARG:HG3	2:B:78:GLY:H	3	1.92
(1,37)	1:A:104:ARG:HG3	2:B:78:GLY:HA2	3	1.92
(1,37)	1:A:104:ARG:HG3	2:B:78:GLY:HA3	3	1.92
(1,37)	1:A:104:ARG:HG3	2:B:78:GLY:N	3	1.92
(1,37)	1:A:104:ARG:HG3	2:B:78:GLY:O	3	1.92
(1,37)	1:A:104:ARG:HG3	2:B:79:LYS:C	3	1.92
(1,37)	1:A:104:ARG:HG3	2:B:79:LYS:CA	3	1.92
(1,37)	1:A:104:ARG:HG3	2:B:79:LYS:CB	3	1.92
(1,37)	1:A:104:ARG:HG3	2:B:79:LYS:CD	3	1.92
(1,37)	1:A:104:ARG:HG3	2:B:79:LYS:CE	3	1.92
(1,37)	1:A:104:ARG:HG3	2:B:79:LYS:CG	3	1.92
(1,37)	1:A:104:ARG:HG3	2:B:79:LYS:H	3	1.92
(1,37)	1:A:104:ARG:HG3	2:B:79:LYS:HA	3	1.92

*Continued on next page...*

*Continued from previous page...*

Key	Atom-1	Atom-2	Model ID	Violation (Å)
(1,37)	1:A:104:ARG:HG3	2:B:79:LYS:HB2	3	1.92
(1,37)	1:A:104:ARG:HG3	2:B:79:LYS:HB3	3	1.92
(1,37)	1:A:104:ARG:HG3	2:B:79:LYS:HD2	3	1.92
(1,37)	1:A:104:ARG:HG3	2:B:79:LYS:HD3	3	1.92
(1,37)	1:A:104:ARG:HG3	2:B:79:LYS:HE2	3	1.92
(1,37)	1:A:104:ARG:HG3	2:B:79:LYS:HE3	3	1.92
(1,37)	1:A:104:ARG:HG3	2:B:79:LYS:HG2	3	1.92
(1,37)	1:A:104:ARG:HG3	2:B:79:LYS:HG3	3	1.92
(1,37)	1:A:104:ARG:HG3	2:B:79:LYS:HZ1	3	1.92
(1,37)	1:A:104:ARG:HG3	2:B:79:LYS:HZ2	3	1.92
(1,37)	1:A:104:ARG:HG3	2:B:79:LYS:HZ3	3	1.92
(1,37)	1:A:104:ARG:HG3	2:B:79:LYS:N	3	1.92
(1,37)	1:A:104:ARG:HG3	2:B:79:LYS:NZ	3	1.92
(1,37)	1:A:104:ARG:HG3	2:B:79:LYS:O	3	1.92
(1,37)	1:A:104:ARG:HG3	2:B:80:ILE:C	3	1.92
(1,37)	1:A:104:ARG:HG3	2:B:80:ILE:CA	3	1.92
(1,37)	1:A:104:ARG:HG3	2:B:80:ILE:CB	3	1.92
(1,37)	1:A:104:ARG:HG3	2:B:80:ILE:CD1	3	1.92
(1,37)	1:A:104:ARG:HG3	2:B:80:ILE:CG1	3	1.92
(1,37)	1:A:104:ARG:HG3	2:B:80:ILE:CG2	3	1.92
(1,37)	1:A:104:ARG:HG3	2:B:80:ILE:H	3	1.92
(1,37)	1:A:104:ARG:HG3	2:B:80:ILE:HA	3	1.92
(1,37)	1:A:104:ARG:HG3	2:B:80:ILE:HB	3	1.92
(1,37)	1:A:104:ARG:HG3	2:B:80:ILE:HD11	3	1.92
(1,37)	1:A:104:ARG:HG3	2:B:80:ILE:HD12	3	1.92
(1,37)	1:A:104:ARG:HG3	2:B:80:ILE:HD13	3	1.92
(1,37)	1:A:104:ARG:HG3	2:B:80:ILE:HG12	3	1.92
(1,37)	1:A:104:ARG:HG3	2:B:80:ILE:HG13	3	1.92
(1,37)	1:A:104:ARG:HG3	2:B:80:ILE:HG21	3	1.92
(1,37)	1:A:104:ARG:HG3	2:B:80:ILE:HG22	3	1.92
(1,37)	1:A:104:ARG:HG3	2:B:80:ILE:HG23	3	1.92
(1,37)	1:A:104:ARG:HG3	2:B:80:ILE:N	3	1.92
(1,37)	1:A:104:ARG:HG3	2:B:80:ILE:O	3	1.92
(1,37)	1:A:104:ARG:HG3	2:B:84:GLN:C	3	1.92
(1,37)	1:A:104:ARG:HG3	2:B:84:GLN:CA	3	1.92
(1,37)	1:A:104:ARG:HG3	2:B:84:GLN:CB	3	1.92
(1,37)	1:A:104:ARG:HG3	2:B:84:GLN:CD	3	1.92
(1,37)	1:A:104:ARG:HG3	2:B:84:GLN:CG	3	1.92
(1,37)	1:A:104:ARG:HG3	2:B:84:GLN:H	3	1.92
(1,37)	1:A:104:ARG:HG3	2:B:84:GLN:HA	3	1.92
(1,37)	1:A:104:ARG:HG3	2:B:84:GLN:HB2	3	1.92
(1,37)	1:A:104:ARG:HG3	2:B:84:GLN:HB3	3	1.92

*Continued on next page...*

*Continued from previous page...*

Key	Atom-1	Atom-2	Model ID	Violation (Å)
(1,37)	1:A:104:ARG:HG3	2:B:84:GLN:HE21	3	1.92
(1,37)	1:A:104:ARG:HG3	2:B:84:GLN:HE22	3	1.92
(1,37)	1:A:104:ARG:HG3	2:B:84:GLN:HG2	3	1.92
(1,37)	1:A:104:ARG:HG3	2:B:84:GLN:HG3	3	1.92
(1,37)	1:A:104:ARG:HG3	2:B:84:GLN:N	3	1.92
(1,37)	1:A:104:ARG:HG3	2:B:84:GLN:NE2	3	1.92
(1,37)	1:A:104:ARG:HG3	2:B:84:GLN:O	3	1.92
(1,37)	1:A:104:ARG:HG3	2:B:84:GLN:OE1	3	1.92
(1,37)	1:A:104:ARG:HG3	2:B:97:THR:C	3	1.92
(1,37)	1:A:104:ARG:HG3	2:B:97:THR:CA	3	1.92
(1,37)	1:A:104:ARG:HG3	2:B:97:THR:CB	3	1.92
(1,37)	1:A:104:ARG:HG3	2:B:97:THR:CG2	3	1.92
(1,37)	1:A:104:ARG:HG3	2:B:97:THR:H	3	1.92
(1,37)	1:A:104:ARG:HG3	2:B:97:THR:HA	3	1.92
(1,37)	1:A:104:ARG:HG3	2:B:97:THR:HB	3	1.92
(1,37)	1:A:104:ARG:HG3	2:B:97:THR:HG1	3	1.92
(1,37)	1:A:104:ARG:HG3	2:B:97:THR:HG21	3	1.92
(1,37)	1:A:104:ARG:HG3	2:B:97:THR:HG22	3	1.92
(1,37)	1:A:104:ARG:HG3	2:B:97:THR:HG23	3	1.92
(1,37)	1:A:104:ARG:HG3	2:B:97:THR:N	3	1.92
(1,37)	1:A:104:ARG:HG3	2:B:97:THR:O	3	1.92
(1,37)	1:A:104:ARG:HG3	2:B:97:THR:OG1	3	1.92
(1,37)	1:A:104:ARG:HG3	2:B:99:HIS:C	3	1.92
(1,37)	1:A:104:ARG:HG3	2:B:99:HIS:CA	3	1.92
(1,37)	1:A:104:ARG:HG3	2:B:99:HIS:CB	3	1.92
(1,37)	1:A:104:ARG:HG3	2:B:99:HIS:CD2	3	1.92
(1,37)	1:A:104:ARG:HG3	2:B:99:HIS:CE1	3	1.92
(1,37)	1:A:104:ARG:HG3	2:B:99:HIS:CG	3	1.92
(1,37)	1:A:104:ARG:HG3	2:B:99:HIS:H	3	1.92
(1,37)	1:A:104:ARG:HG3	2:B:99:HIS:HA	3	1.92
(1,37)	1:A:104:ARG:HG3	2:B:99:HIS:HB2	3	1.92
(1,37)	1:A:104:ARG:HG3	2:B:99:HIS:HB3	3	1.92
(1,37)	1:A:104:ARG:HG3	2:B:99:HIS:HD1	3	1.92
(1,37)	1:A:104:ARG:HG3	2:B:99:HIS:HD2	3	1.92
(1,37)	1:A:104:ARG:HG3	2:B:99:HIS:HE1	3	1.92
(1,37)	1:A:104:ARG:HG3	2:B:99:HIS:HE2	3	1.92
(1,37)	1:A:104:ARG:HG3	2:B:99:HIS:N	3	1.92
(1,37)	1:A:104:ARG:HG3	2:B:99:HIS:ND1	3	1.92
(1,37)	1:A:104:ARG:HG3	2:B:99:HIS:NE2	3	1.92
(1,37)	1:A:104:ARG:HG3	2:B:99:HIS:O	3	1.92
(1,37)	1:A:104:ARG:HG3	2:B:101:VAL:C	3	1.92
(1,37)	1:A:104:ARG:HG3	2:B:101:VAL:CA	3	1.92

*Continued on next page...*

*Continued from previous page...*

Key	Atom-1	Atom-2	Model ID	Violation (Å)
(1,37)	1:A:104:ARG:HG3	2:B:101:VAL:CB	3	1.92
(1,37)	1:A:104:ARG:HG3	2:B:101:VAL:CG1	3	1.92
(1,37)	1:A:104:ARG:HG3	2:B:101:VAL:CG2	3	1.92
(1,37)	1:A:104:ARG:HG3	2:B:101:VAL:H	3	1.92
(1,37)	1:A:104:ARG:HG3	2:B:101:VAL:HA	3	1.92
(1,37)	1:A:104:ARG:HG3	2:B:101:VAL:HB	3	1.92
(1,37)	1:A:104:ARG:HG3	2:B:101:VAL:HG11	3	1.92
(1,37)	1:A:104:ARG:HG3	2:B:101:VAL:HG12	3	1.92
(1,37)	1:A:104:ARG:HG3	2:B:101:VAL:HG13	3	1.92
(1,37)	1:A:104:ARG:HG3	2:B:101:VAL:HG21	3	1.92
(1,37)	1:A:104:ARG:HG3	2:B:101:VAL:HG22	3	1.92
(1,37)	1:A:104:ARG:HG3	2:B:101:VAL:HG23	3	1.92
(1,37)	1:A:104:ARG:HG3	2:B:101:VAL:N	3	1.92
(1,37)	1:A:104:ARG:HG3	2:B:101:VAL:O	3	1.92
(1,37)	1:A:104:ARG:HH11	2:B:75:ILE:C	3	1.92
(1,37)	1:A:104:ARG:HH11	2:B:75:ILE:CA	3	1.92
(1,37)	1:A:104:ARG:HH11	2:B:75:ILE:CB	3	1.92
(1,37)	1:A:104:ARG:HH11	2:B:75:ILE:CD1	3	1.92
(1,37)	1:A:104:ARG:HH11	2:B:75:ILE:CG1	3	1.92
(1,37)	1:A:104:ARG:HH11	2:B:75:ILE:CG2	3	1.92
(1,37)	1:A:104:ARG:HH11	2:B:75:ILE:H	3	1.92
(1,37)	1:A:104:ARG:HH11	2:B:75:ILE:HA	3	1.92
(1,37)	1:A:104:ARG:HH11	2:B:75:ILE:HB	3	1.92
(1,37)	1:A:104:ARG:HH11	2:B:75:ILE:HD11	3	1.92
(1,37)	1:A:104:ARG:HH11	2:B:75:ILE:HD12	3	1.92
(1,37)	1:A:104:ARG:HH11	2:B:75:ILE:HD13	3	1.92
(1,37)	1:A:104:ARG:HH11	2:B:75:ILE:HG12	3	1.92
(1,37)	1:A:104:ARG:HH11	2:B:75:ILE:HG13	3	1.92
(1,37)	1:A:104:ARG:HH11	2:B:75:ILE:HG21	3	1.92
(1,37)	1:A:104:ARG:HH11	2:B:75:ILE:HG22	3	1.92
(1,37)	1:A:104:ARG:HH11	2:B:75:ILE:HG23	3	1.92
(1,37)	1:A:104:ARG:HH11	2:B:75:ILE:N	3	1.92
(1,37)	1:A:104:ARG:HH11	2:B:75:ILE:O	3	1.92
(1,37)	1:A:104:ARG:HH11	2:B:77:ALA:C	3	1.92
(1,37)	1:A:104:ARG:HH11	2:B:77:ALA:CA	3	1.92
(1,37)	1:A:104:ARG:HH11	2:B:77:ALA:CB	3	1.92
(1,37)	1:A:104:ARG:HH11	2:B:77:ALA:H	3	1.92
(1,37)	1:A:104:ARG:HH11	2:B:77:ALA:HA	3	1.92
(1,37)	1:A:104:ARG:HH11	2:B:77:ALA:HB1	3	1.92
(1,37)	1:A:104:ARG:HH11	2:B:77:ALA:HB2	3	1.92
(1,37)	1:A:104:ARG:HH11	2:B:77:ALA:HB3	3	1.92
(1,37)	1:A:104:ARG:HH11	2:B:77:ALA:N	3	1.92

*Continued on next page...*

*Continued from previous page...*

Key	Atom-1	Atom-2	Model ID	Violation (Å)
(1,37)	1:A:104:ARG:HH11	2:B:77:ALA:O	3	1.92
(1,37)	1:A:104:ARG:HH11	2:B:78:GLY:C	3	1.92
(1,37)	1:A:104:ARG:HH11	2:B:78:GLY:CA	3	1.92
(1,37)	1:A:104:ARG:HH11	2:B:78:GLY:H	3	1.92
(1,37)	1:A:104:ARG:HH11	2:B:78:GLY:HA2	3	1.92
(1,37)	1:A:104:ARG:HH11	2:B:78:GLY:HA3	3	1.92
(1,37)	1:A:104:ARG:HH11	2:B:78:GLY:N	3	1.92
(1,37)	1:A:104:ARG:HH11	2:B:78:GLY:O	3	1.92
(1,37)	1:A:104:ARG:HH11	2:B:79:LYS:C	3	1.92
(1,37)	1:A:104:ARG:HH11	2:B:79:LYS:CA	3	1.92
(1,37)	1:A:104:ARG:HH11	2:B:79:LYS:CB	3	1.92
(1,37)	1:A:104:ARG:HH11	2:B:79:LYS:CD	3	1.92
(1,37)	1:A:104:ARG:HH11	2:B:79:LYS:CE	3	1.92
(1,37)	1:A:104:ARG:HH11	2:B:79:LYS:CG	3	1.92
(1,37)	1:A:104:ARG:HH11	2:B:79:LYS:H	3	1.92
(1,37)	1:A:104:ARG:HH11	2:B:79:LYS:HA	3	1.92
(1,37)	1:A:104:ARG:HH11	2:B:79:LYS:HB2	3	1.92
(1,37)	1:A:104:ARG:HH11	2:B:79:LYS:HB3	3	1.92
(1,37)	1:A:104:ARG:HH11	2:B:79:LYS:HD2	3	1.92
(1,37)	1:A:104:ARG:HH11	2:B:79:LYS:HD3	3	1.92
(1,37)	1:A:104:ARG:HH11	2:B:79:LYS:HE2	3	1.92
(1,37)	1:A:104:ARG:HH11	2:B:79:LYS:HE3	3	1.92
(1,37)	1:A:104:ARG:HH11	2:B:79:LYS:HG2	3	1.92
(1,37)	1:A:104:ARG:HH11	2:B:79:LYS:HG3	3	1.92
(1,37)	1:A:104:ARG:HH11	2:B:79:LYS:HZ1	3	1.92
(1,37)	1:A:104:ARG:HH11	2:B:79:LYS:HZ2	3	1.92
(1,37)	1:A:104:ARG:HH11	2:B:79:LYS:HZ3	3	1.92
(1,37)	1:A:104:ARG:HH11	2:B:79:LYS:N	3	1.92
(1,37)	1:A:104:ARG:HH11	2:B:79:LYS:NZ	3	1.92
(1,37)	1:A:104:ARG:HH11	2:B:79:LYS:O	3	1.92
(1,37)	1:A:104:ARG:HH11	2:B:80:ILE:C	3	1.92
(1,37)	1:A:104:ARG:HH11	2:B:80:ILE:CA	3	1.92
(1,37)	1:A:104:ARG:HH11	2:B:80:ILE:CB	3	1.92
(1,37)	1:A:104:ARG:HH11	2:B:80:ILE:CD1	3	1.92
(1,37)	1:A:104:ARG:HH11	2:B:80:ILE:CG1	3	1.92
(1,37)	1:A:104:ARG:HH11	2:B:80:ILE:CG2	3	1.92
(1,37)	1:A:104:ARG:HH11	2:B:80:ILE:H	3	1.92
(1,37)	1:A:104:ARG:HH11	2:B:80:ILE:HA	3	1.92
(1,37)	1:A:104:ARG:HH11	2:B:80:ILE:HB	3	1.92
(1,37)	1:A:104:ARG:HH11	2:B:80:ILE:HD11	3	1.92
(1,37)	1:A:104:ARG:HH11	2:B:80:ILE:HD12	3	1.92
(1,37)	1:A:104:ARG:HH11	2:B:80:ILE:HD13	3	1.92

*Continued on next page...*

*Continued from previous page...*

Key	Atom-1	Atom-2	Model ID	Violation (Å)
(1,37)	1:A:104:ARG:HH11	2:B:80:ILE:HG12	3	1.92
(1,37)	1:A:104:ARG:HH11	2:B:80:ILE:HG13	3	1.92
(1,37)	1:A:104:ARG:HH11	2:B:80:ILE:HG21	3	1.92
(1,37)	1:A:104:ARG:HH11	2:B:80:ILE:HG22	3	1.92
(1,37)	1:A:104:ARG:HH11	2:B:80:ILE:HG23	3	1.92
(1,37)	1:A:104:ARG:HH11	2:B:80:ILE:N	3	1.92
(1,37)	1:A:104:ARG:HH11	2:B:80:ILE:O	3	1.92
(1,37)	1:A:104:ARG:HH11	2:B:84:GLN:C	3	1.92
(1,37)	1:A:104:ARG:HH11	2:B:84:GLN:CA	3	1.92
(1,37)	1:A:104:ARG:HH11	2:B:84:GLN:CB	3	1.92
(1,37)	1:A:104:ARG:HH11	2:B:84:GLN:CD	3	1.92
(1,37)	1:A:104:ARG:HH11	2:B:84:GLN:CG	3	1.92
(1,37)	1:A:104:ARG:HH11	2:B:84:GLN:H	3	1.92
(1,37)	1:A:104:ARG:HH11	2:B:84:GLN:HA	3	1.92
(1,37)	1:A:104:ARG:HH11	2:B:84:GLN:HB2	3	1.92
(1,37)	1:A:104:ARG:HH11	2:B:84:GLN:HB3	3	1.92
(1,37)	1:A:104:ARG:HH11	2:B:84:GLN:HE21	3	1.92
(1,37)	1:A:104:ARG:HH11	2:B:84:GLN:HE22	3	1.92
(1,37)	1:A:104:ARG:HH11	2:B:84:GLN:HG2	3	1.92
(1,37)	1:A:104:ARG:HH11	2:B:84:GLN:HG3	3	1.92
(1,37)	1:A:104:ARG:HH11	2:B:84:GLN:N	3	1.92
(1,37)	1:A:104:ARG:HH11	2:B:84:GLN:NE2	3	1.92
(1,37)	1:A:104:ARG:HH11	2:B:84:GLN:O	3	1.92
(1,37)	1:A:104:ARG:HH11	2:B:84:GLN:OE1	3	1.92
(1,37)	1:A:104:ARG:HH11	2:B:97:THR:C	3	1.92
(1,37)	1:A:104:ARG:HH11	2:B:97:THR:CA	3	1.92
(1,37)	1:A:104:ARG:HH11	2:B:97:THR:CB	3	1.92
(1,37)	1:A:104:ARG:HH11	2:B:97:THR:CG2	3	1.92
(1,37)	1:A:104:ARG:HH11	2:B:97:THR:H	3	1.92
(1,37)	1:A:104:ARG:HH11	2:B:97:THR:HA	3	1.92
(1,37)	1:A:104:ARG:HH11	2:B:97:THR:HB	3	1.92
(1,37)	1:A:104:ARG:HH11	2:B:97:THR:HG1	3	1.92
(1,37)	1:A:104:ARG:HH11	2:B:97:THR:HG21	3	1.92
(1,37)	1:A:104:ARG:HH11	2:B:97:THR:HG22	3	1.92
(1,37)	1:A:104:ARG:HH11	2:B:97:THR:HG23	3	1.92
(1,37)	1:A:104:ARG:HH11	2:B:97:THR:N	3	1.92
(1,37)	1:A:104:ARG:HH11	2:B:97:THR:O	3	1.92
(1,37)	1:A:104:ARG:HH11	2:B:97:THR:OG1	3	1.92
(1,37)	1:A:104:ARG:HH11	2:B:99:HIS:C	3	1.92
(1,37)	1:A:104:ARG:HH11	2:B:99:HIS:CA	3	1.92
(1,37)	1:A:104:ARG:HH11	2:B:99:HIS:CB	3	1.92
(1,37)	1:A:104:ARG:HH11	2:B:99:HIS:CD2	3	1.92

*Continued on next page...*



*Continued from previous page...*

Key	Atom-1	Atom-2	Model ID	Violation (Å)
(1,37)	1:A:104:ARG:HH11	2:B:99:HIS:CE1	3	1.92
(1,37)	1:A:104:ARG:HH11	2:B:99:HIS:CG	3	1.92
(1,37)	1:A:104:ARG:HH11	2:B:99:HIS:H	3	1.92
(1,37)	1:A:104:ARG:HH11	2:B:99:HIS:HA	3	1.92
(1,37)	1:A:104:ARG:HH11	2:B:99:HIS:HB2	3	1.92
(1,37)	1:A:104:ARG:HH11	2:B:99:HIS:HB3	3	1.92
(1,37)	1:A:104:ARG:HH11	2:B:99:HIS:HD1	3	1.92
(1,37)	1:A:104:ARG:HH11	2:B:99:HIS:HD2	3	1.92
(1,37)	1:A:104:ARG:HH11	2:B:99:HIS:HE1	3	1.92
(1,37)	1:A:104:ARG:HH11	2:B:99:HIS:HE2	3	1.92
(1,37)	1:A:104:ARG:HH11	2:B:99:HIS:N	3	1.92
(1,37)	1:A:104:ARG:HH11	2:B:99:HIS:ND1	3	1.92
(1,37)	1:A:104:ARG:HH11	2:B:99:HIS:NE2	3	1.92
(1,37)	1:A:104:ARG:HH11	2:B:99:HIS:O	3	1.92
(1,37)	1:A:104:ARG:HH11	2:B:101:VAL:C	3	1.92
(1,37)	1:A:104:ARG:HH11	2:B:101:VAL:CA	3	1.92
(1,37)	1:A:104:ARG:HH11	2:B:101:VAL:CB	3	1.92
(1,37)	1:A:104:ARG:HH11	2:B:101:VAL:CG1	3	1.92
(1,37)	1:A:104:ARG:HH11	2:B:101:VAL:CG2	3	1.92
(1,37)	1:A:104:ARG:HH11	2:B:101:VAL:H	3	1.92
(1,37)	1:A:104:ARG:HH11	2:B:101:VAL:HA	3	1.92
(1,37)	1:A:104:ARG:HH11	2:B:101:VAL:HB	3	1.92
(1,37)	1:A:104:ARG:HH11	2:B:101:VAL:HG11	3	1.92
(1,37)	1:A:104:ARG:HH11	2:B:101:VAL:HG12	3	1.92
(1,37)	1:A:104:ARG:HH11	2:B:101:VAL:HG13	3	1.92
(1,37)	1:A:104:ARG:HH11	2:B:101:VAL:HG21	3	1.92
(1,37)	1:A:104:ARG:HH11	2:B:101:VAL:HG22	3	1.92
(1,37)	1:A:104:ARG:HH11	2:B:101:VAL:HG23	3	1.92
(1,37)	1:A:104:ARG:HH11	2:B:101:VAL:N	3	1.92
(1,37)	1:A:104:ARG:HH11	2:B:101:VAL:O	3	1.92
(1,37)	1:A:104:ARG:HH12	2:B:75:ILE:C	3	1.92
(1,37)	1:A:104:ARG:HH12	2:B:75:ILE:CA	3	1.92
(1,37)	1:A:104:ARG:HH12	2:B:75:ILE:CB	3	1.92
(1,37)	1:A:104:ARG:HH12	2:B:75:ILE:CD1	3	1.92
(1,37)	1:A:104:ARG:HH12	2:B:75:ILE:CG1	3	1.92
(1,37)	1:A:104:ARG:HH12	2:B:75:ILE:CG2	3	1.92
(1,37)	1:A:104:ARG:HH12	2:B:75:ILE:H	3	1.92
(1,37)	1:A:104:ARG:HH12	2:B:75:ILE:HA	3	1.92
(1,37)	1:A:104:ARG:HH12	2:B:75:ILE:HB	3	1.92
(1,37)	1:A:104:ARG:HH12	2:B:75:ILE:HD11	3	1.92
(1,37)	1:A:104:ARG:HH12	2:B:75:ILE:HD12	3	1.92
(1,37)	1:A:104:ARG:HH12	2:B:75:ILE:HD13	3	1.92

*Continued on next page...*

*Continued from previous page...*

Key	Atom-1	Atom-2	Model ID	Violation (Å)
(1,37)	1:A:104:ARG:HH12	2:B:75:ILE:HG12	3	1.92
(1,37)	1:A:104:ARG:HH12	2:B:75:ILE:HG13	3	1.92
(1,37)	1:A:104:ARG:HH12	2:B:75:ILE:HG21	3	1.92
(1,37)	1:A:104:ARG:HH12	2:B:75:ILE:HG22	3	1.92
(1,37)	1:A:104:ARG:HH12	2:B:75:ILE:HG23	3	1.92
(1,37)	1:A:104:ARG:HH12	2:B:75:ILE:N	3	1.92
(1,37)	1:A:104:ARG:HH12	2:B:75:ILE:O	3	1.92
(1,37)	1:A:104:ARG:HH12	2:B:77:ALA:C	3	1.92
(1,37)	1:A:104:ARG:HH12	2:B:77:ALA:CA	3	1.92
(1,37)	1:A:104:ARG:HH12	2:B:77:ALA:CB	3	1.92
(1,37)	1:A:104:ARG:HH12	2:B:77:ALA:H	3	1.92
(1,37)	1:A:104:ARG:HH12	2:B:77:ALA:HA	3	1.92
(1,37)	1:A:104:ARG:HH12	2:B:77:ALA:HB1	3	1.92
(1,37)	1:A:104:ARG:HH12	2:B:77:ALA:HB2	3	1.92
(1,37)	1:A:104:ARG:HH12	2:B:77:ALA:HB3	3	1.92
(1,37)	1:A:104:ARG:HH12	2:B:77:ALA:N	3	1.92
(1,37)	1:A:104:ARG:HH12	2:B:77:ALA:O	3	1.92
(1,37)	1:A:104:ARG:HH12	2:B:78:GLY:C	3	1.92
(1,37)	1:A:104:ARG:HH12	2:B:78:GLY:CA	3	1.92
(1,37)	1:A:104:ARG:HH12	2:B:78:GLY:H	3	1.92
(1,37)	1:A:104:ARG:HH12	2:B:78:GLY:HA2	3	1.92
(1,37)	1:A:104:ARG:HH12	2:B:78:GLY:HA3	3	1.92
(1,37)	1:A:104:ARG:HH12	2:B:78:GLY:N	3	1.92
(1,37)	1:A:104:ARG:HH12	2:B:78:GLY:O	3	1.92
(1,37)	1:A:104:ARG:HH12	2:B:79:LYS:C	3	1.92
(1,37)	1:A:104:ARG:HH12	2:B:79:LYS:CA	3	1.92
(1,37)	1:A:104:ARG:HH12	2:B:79:LYS:CB	3	1.92
(1,37)	1:A:104:ARG:HH12	2:B:79:LYS:CD	3	1.92
(1,37)	1:A:104:ARG:HH12	2:B:79:LYS:CE	3	1.92
(1,37)	1:A:104:ARG:HH12	2:B:79:LYS:CG	3	1.92
(1,37)	1:A:104:ARG:HH12	2:B:79:LYS:H	3	1.92
(1,37)	1:A:104:ARG:HH12	2:B:79:LYS:HA	3	1.92
(1,37)	1:A:104:ARG:HH12	2:B:79:LYS:HB2	3	1.92
(1,37)	1:A:104:ARG:HH12	2:B:79:LYS:HB3	3	1.92
(1,37)	1:A:104:ARG:HH12	2:B:79:LYS:HD2	3	1.92
(1,37)	1:A:104:ARG:HH12	2:B:79:LYS:HD3	3	1.92
(1,37)	1:A:104:ARG:HH12	2:B:79:LYS:HE2	3	1.92
(1,37)	1:A:104:ARG:HH12	2:B:79:LYS:HE3	3	1.92
(1,37)	1:A:104:ARG:HH12	2:B:79:LYS:HG2	3	1.92
(1,37)	1:A:104:ARG:HH12	2:B:79:LYS:HG3	3	1.92
(1,37)	1:A:104:ARG:HH12	2:B:79:LYS:HZ1	3	1.92
(1,37)	1:A:104:ARG:HH12	2:B:79:LYS:HZ2	3	1.92

*Continued on next page...*

*Continued from previous page...*

Key	Atom-1	Atom-2	Model ID	Violation (Å)
(1,37)	1:A:104:ARG:HH12	2:B:79:LYS:HZ3	3	1.92
(1,37)	1:A:104:ARG:HH12	2:B:79:LYS:N	3	1.92
(1,37)	1:A:104:ARG:HH12	2:B:79:LYS:NZ	3	1.92
(1,37)	1:A:104:ARG:HH12	2:B:79:LYS:O	3	1.92
(1,37)	1:A:104:ARG:HH12	2:B:80:ILE:C	3	1.92
(1,37)	1:A:104:ARG:HH12	2:B:80:ILE:CA	3	1.92
(1,37)	1:A:104:ARG:HH12	2:B:80:ILE:CB	3	1.92
(1,37)	1:A:104:ARG:HH12	2:B:80:ILE:CD1	3	1.92
(1,37)	1:A:104:ARG:HH12	2:B:80:ILE:CG1	3	1.92
(1,37)	1:A:104:ARG:HH12	2:B:80:ILE:CG2	3	1.92
(1,37)	1:A:104:ARG:HH12	2:B:80:ILE:H	3	1.92
(1,37)	1:A:104:ARG:HH12	2:B:80:ILE:HA	3	1.92
(1,37)	1:A:104:ARG:HH12	2:B:80:ILE:HB	3	1.92
(1,37)	1:A:104:ARG:HH12	2:B:80:ILE:HD11	3	1.92
(1,37)	1:A:104:ARG:HH12	2:B:80:ILE:HD12	3	1.92
(1,37)	1:A:104:ARG:HH12	2:B:80:ILE:HD13	3	1.92
(1,37)	1:A:104:ARG:HH12	2:B:80:ILE:HG12	3	1.92
(1,37)	1:A:104:ARG:HH12	2:B:80:ILE:HG13	3	1.92
(1,37)	1:A:104:ARG:HH12	2:B:80:ILE:HG21	3	1.92
(1,37)	1:A:104:ARG:HH12	2:B:80:ILE:HG22	3	1.92
(1,37)	1:A:104:ARG:HH12	2:B:80:ILE:HG23	3	1.92
(1,37)	1:A:104:ARG:HH12	2:B:80:ILE:N	3	1.92
(1,37)	1:A:104:ARG:HH12	2:B:80:ILE:O	3	1.92
(1,37)	1:A:104:ARG:HH12	2:B:84:GLN:C	3	1.92
(1,37)	1:A:104:ARG:HH12	2:B:84:GLN:CA	3	1.92
(1,37)	1:A:104:ARG:HH12	2:B:84:GLN:CB	3	1.92
(1,37)	1:A:104:ARG:HH12	2:B:84:GLN:CD	3	1.92
(1,37)	1:A:104:ARG:HH12	2:B:84:GLN:CG	3	1.92
(1,37)	1:A:104:ARG:HH12	2:B:84:GLN:H	3	1.92
(1,37)	1:A:104:ARG:HH12	2:B:84:GLN:HA	3	1.92
(1,37)	1:A:104:ARG:HH12	2:B:84:GLN:HB2	3	1.92
(1,37)	1:A:104:ARG:HH12	2:B:84:GLN:HB3	3	1.92
(1,37)	1:A:104:ARG:HH12	2:B:84:GLN:HE21	3	1.92
(1,37)	1:A:104:ARG:HH12	2:B:84:GLN:HE22	3	1.92
(1,37)	1:A:104:ARG:HH12	2:B:84:GLN:HG2	3	1.92
(1,37)	1:A:104:ARG:HH12	2:B:84:GLN:HG3	3	1.92
(1,37)	1:A:104:ARG:HH12	2:B:84:GLN:N	3	1.92
(1,37)	1:A:104:ARG:HH12	2:B:84:GLN:NE2	3	1.92
(1,37)	1:A:104:ARG:HH12	2:B:84:GLN:O	3	1.92
(1,37)	1:A:104:ARG:HH12	2:B:84:GLN:OE1	3	1.92
(1,37)	1:A:104:ARG:HH12	2:B:97:THR:C	3	1.92
(1,37)	1:A:104:ARG:HH12	2:B:97:THR:CA	3	1.92

*Continued on next page...*

*Continued from previous page...*

Key	Atom-1	Atom-2	Model ID	Violation (Å)
(1,37)	1:A:104:ARG:HH12	2:B:97:THR:CB	3	1.92
(1,37)	1:A:104:ARG:HH12	2:B:97:THR:CG2	3	1.92
(1,37)	1:A:104:ARG:HH12	2:B:97:THR:H	3	1.92
(1,37)	1:A:104:ARG:HH12	2:B:97:THR:HA	3	1.92
(1,37)	1:A:104:ARG:HH12	2:B:97:THR:HB	3	1.92
(1,37)	1:A:104:ARG:HH12	2:B:97:THR:HG1	3	1.92
(1,37)	1:A:104:ARG:HH12	2:B:97:THR:HG21	3	1.92
(1,37)	1:A:104:ARG:HH12	2:B:97:THR:HG22	3	1.92
(1,37)	1:A:104:ARG:HH12	2:B:97:THR:HG23	3	1.92
(1,37)	1:A:104:ARG:HH12	2:B:97:THR:N	3	1.92
(1,37)	1:A:104:ARG:HH12	2:B:97:THR:O	3	1.92
(1,37)	1:A:104:ARG:HH12	2:B:97:THR:OG1	3	1.92
(1,37)	1:A:104:ARG:HH12	2:B:99:HIS:C	3	1.92
(1,37)	1:A:104:ARG:HH12	2:B:99:HIS:CA	3	1.92
(1,37)	1:A:104:ARG:HH12	2:B:99:HIS:CB	3	1.92
(1,37)	1:A:104:ARG:HH12	2:B:99:HIS:CD2	3	1.92
(1,37)	1:A:104:ARG:HH12	2:B:99:HIS:CE1	3	1.92
(1,37)	1:A:104:ARG:HH12	2:B:99:HIS:CG	3	1.92
(1,37)	1:A:104:ARG:HH12	2:B:99:HIS:H	3	1.92
(1,37)	1:A:104:ARG:HH12	2:B:99:HIS:HA	3	1.92
(1,37)	1:A:104:ARG:HH12	2:B:99:HIS:HB2	3	1.92
(1,37)	1:A:104:ARG:HH12	2:B:99:HIS:HB3	3	1.92
(1,37)	1:A:104:ARG:HH12	2:B:99:HIS:HD1	3	1.92
(1,37)	1:A:104:ARG:HH12	2:B:99:HIS:HD2	3	1.92
(1,37)	1:A:104:ARG:HH12	2:B:99:HIS:HE1	3	1.92
(1,37)	1:A:104:ARG:HH12	2:B:99:HIS:HE2	3	1.92
(1,37)	1:A:104:ARG:HH12	2:B:99:HIS:N	3	1.92
(1,37)	1:A:104:ARG:HH12	2:B:99:HIS:ND1	3	1.92
(1,37)	1:A:104:ARG:HH12	2:B:99:HIS:NE2	3	1.92
(1,37)	1:A:104:ARG:HH12	2:B:99:HIS:O	3	1.92
(1,37)	1:A:104:ARG:HH12	2:B:101:VAL:C	3	1.92
(1,37)	1:A:104:ARG:HH12	2:B:101:VAL:CA	3	1.92
(1,37)	1:A:104:ARG:HH12	2:B:101:VAL:CB	3	1.92
(1,37)	1:A:104:ARG:HH12	2:B:101:VAL:CG1	3	1.92
(1,37)	1:A:104:ARG:HH12	2:B:101:VAL:CG2	3	1.92
(1,37)	1:A:104:ARG:HH12	2:B:101:VAL:H	3	1.92
(1,37)	1:A:104:ARG:HH12	2:B:101:VAL:HA	3	1.92
(1,37)	1:A:104:ARG:HH12	2:B:101:VAL:HB	3	1.92
(1,37)	1:A:104:ARG:HH12	2:B:101:VAL:HG11	3	1.92
(1,37)	1:A:104:ARG:HH12	2:B:101:VAL:HG12	3	1.92
(1,37)	1:A:104:ARG:HH12	2:B:101:VAL:HG13	3	1.92
(1,37)	1:A:104:ARG:HH12	2:B:101:VAL:HG21	3	1.92

*Continued on next page...*

*Continued from previous page...*

Key	Atom-1	Atom-2	Model ID	Violation (Å)
(1,37)	1:A:104:ARG:HH12	2:B:101:VAL:HG22	3	1.92
(1,37)	1:A:104:ARG:HH12	2:B:101:VAL:HG23	3	1.92
(1,37)	1:A:104:ARG:HH12	2:B:101:VAL:N	3	1.92
(1,37)	1:A:104:ARG:HH12	2:B:101:VAL:O	3	1.92
(1,37)	1:A:104:ARG:HH21	2:B:75:ILE:C	3	1.92
(1,37)	1:A:104:ARG:HH21	2:B:75:ILE:CA	3	1.92
(1,37)	1:A:104:ARG:HH21	2:B:75:ILE:CB	3	1.92
(1,37)	1:A:104:ARG:HH21	2:B:75:ILE:CD1	3	1.92
(1,37)	1:A:104:ARG:HH21	2:B:75:ILE:CG1	3	1.92
(1,37)	1:A:104:ARG:HH21	2:B:75:ILE:CG2	3	1.92
(1,37)	1:A:104:ARG:HH21	2:B:75:ILE:H	3	1.92
(1,37)	1:A:104:ARG:HH21	2:B:75:ILE:HA	3	1.92
(1,37)	1:A:104:ARG:HH21	2:B:75:ILE:HB	3	1.92
(1,37)	1:A:104:ARG:HH21	2:B:75:ILE:HD11	3	1.92
(1,37)	1:A:104:ARG:HH21	2:B:75:ILE:HD12	3	1.92
(1,37)	1:A:104:ARG:HH21	2:B:75:ILE:HD13	3	1.92
(1,37)	1:A:104:ARG:HH21	2:B:75:ILE:HG12	3	1.92
(1,37)	1:A:104:ARG:HH21	2:B:75:ILE:HG13	3	1.92
(1,37)	1:A:104:ARG:HH21	2:B:75:ILE:HG21	3	1.92
(1,37)	1:A:104:ARG:HH21	2:B:75:ILE:HG22	3	1.92
(1,37)	1:A:104:ARG:HH21	2:B:75:ILE:HG23	3	1.92
(1,37)	1:A:104:ARG:HH21	2:B:75:ILE:N	3	1.92
(1,37)	1:A:104:ARG:HH21	2:B:75:ILE:O	3	1.92
(1,37)	1:A:104:ARG:HH21	2:B:77:ALA:C	3	1.92
(1,37)	1:A:104:ARG:HH21	2:B:77:ALA:CA	3	1.92
(1,37)	1:A:104:ARG:HH21	2:B:77:ALA:CB	3	1.92
(1,37)	1:A:104:ARG:HH21	2:B:77:ALA:H	3	1.92
(1,37)	1:A:104:ARG:HH21	2:B:77:ALA:HA	3	1.92
(1,37)	1:A:104:ARG:HH21	2:B:77:ALA:HB1	3	1.92
(1,37)	1:A:104:ARG:HH21	2:B:77:ALA:HB2	3	1.92
(1,37)	1:A:104:ARG:HH21	2:B:77:ALA:HB3	3	1.92
(1,37)	1:A:104:ARG:HH21	2:B:77:ALA:N	3	1.92
(1,37)	1:A:104:ARG:HH21	2:B:77:ALA:O	3	1.92
(1,37)	1:A:104:ARG:HH21	2:B:78:GLY:C	3	1.92
(1,37)	1:A:104:ARG:HH21	2:B:78:GLY:CA	3	1.92
(1,37)	1:A:104:ARG:HH21	2:B:78:GLY:H	3	1.92
(1,37)	1:A:104:ARG:HH21	2:B:78:GLY:HA2	3	1.92
(1,37)	1:A:104:ARG:HH21	2:B:78:GLY:HA3	3	1.92
(1,37)	1:A:104:ARG:HH21	2:B:78:GLY:N	3	1.92
(1,37)	1:A:104:ARG:HH21	2:B:78:GLY:O	3	1.92
(1,37)	1:A:104:ARG:HH21	2:B:79:LYS:C	3	1.92
(1,37)	1:A:104:ARG:HH21	2:B:79:LYS:CA	3	1.92

*Continued on next page...*

*Continued from previous page...*

Key	Atom-1	Atom-2	Model ID	Violation (Å)
(1,37)	1:A:104:ARG:HH21	2:B:79:LYS:CB	3	1.92
(1,37)	1:A:104:ARG:HH21	2:B:79:LYS:CD	3	1.92
(1,37)	1:A:104:ARG:HH21	2:B:79:LYS:CE	3	1.92
(1,37)	1:A:104:ARG:HH21	2:B:79:LYS:CG	3	1.92
(1,37)	1:A:104:ARG:HH21	2:B:79:LYS:H	3	1.92
(1,37)	1:A:104:ARG:HH21	2:B:79:LYS:HA	3	1.92
(1,37)	1:A:104:ARG:HH21	2:B:79:LYS:HB2	3	1.92
(1,37)	1:A:104:ARG:HH21	2:B:79:LYS:HB3	3	1.92
(1,37)	1:A:104:ARG:HH21	2:B:79:LYS:HD2	3	1.92
(1,37)	1:A:104:ARG:HH21	2:B:79:LYS:HD3	3	1.92
(1,37)	1:A:104:ARG:HH21	2:B:79:LYS:HE2	3	1.92
(1,37)	1:A:104:ARG:HH21	2:B:79:LYS:HE3	3	1.92
(1,37)	1:A:104:ARG:HH21	2:B:79:LYS:HG2	3	1.92
(1,37)	1:A:104:ARG:HH21	2:B:79:LYS:HG3	3	1.92
(1,37)	1:A:104:ARG:HH21	2:B:79:LYS:HZ1	3	1.92
(1,37)	1:A:104:ARG:HH21	2:B:79:LYS:HZ2	3	1.92
(1,37)	1:A:104:ARG:HH21	2:B:79:LYS:HZ3	3	1.92
(1,37)	1:A:104:ARG:HH21	2:B:79:LYS:N	3	1.92
(1,37)	1:A:104:ARG:HH21	2:B:79:LYS:NZ	3	1.92
(1,37)	1:A:104:ARG:HH21	2:B:79:LYS:O	3	1.92
(1,37)	1:A:104:ARG:HH21	2:B:80:ILE:C	3	1.92
(1,37)	1:A:104:ARG:HH21	2:B:80:ILE:CA	3	1.92
(1,37)	1:A:104:ARG:HH21	2:B:80:ILE:CB	3	1.92
(1,37)	1:A:104:ARG:HH21	2:B:80:ILE:CD1	3	1.92
(1,37)	1:A:104:ARG:HH21	2:B:80:ILE:CG1	3	1.92
(1,37)	1:A:104:ARG:HH21	2:B:80:ILE:CG2	3	1.92
(1,37)	1:A:104:ARG:HH21	2:B:80:ILE:H	3	1.92
(1,37)	1:A:104:ARG:HH21	2:B:80:ILE:HA	3	1.92
(1,37)	1:A:104:ARG:HH21	2:B:80:ILE:HB	3	1.92
(1,37)	1:A:104:ARG:HH21	2:B:80:ILE:HD11	3	1.92
(1,37)	1:A:104:ARG:HH21	2:B:80:ILE:HD12	3	1.92
(1,37)	1:A:104:ARG:HH21	2:B:80:ILE:HD13	3	1.92
(1,37)	1:A:104:ARG:HH21	2:B:80:ILE:HG12	3	1.92
(1,37)	1:A:104:ARG:HH21	2:B:80:ILE:HG13	3	1.92
(1,37)	1:A:104:ARG:HH21	2:B:80:ILE:HG21	3	1.92
(1,37)	1:A:104:ARG:HH21	2:B:80:ILE:HG22	3	1.92
(1,37)	1:A:104:ARG:HH21	2:B:80:ILE:HG23	3	1.92
(1,37)	1:A:104:ARG:HH21	2:B:80:ILE:N	3	1.92
(1,37)	1:A:104:ARG:HH21	2:B:80:ILE:O	3	1.92
(1,37)	1:A:104:ARG:HH21	2:B:84:GLN:C	3	1.92
(1,37)	1:A:104:ARG:HH21	2:B:84:GLN:CA	3	1.92
(1,37)	1:A:104:ARG:HH21	2:B:84:GLN:CB	3	1.92

*Continued on next page...*

*Continued from previous page...*

Key	Atom-1	Atom-2	Model ID	Violation (Å)
(1,37)	1:A:104:ARG:HH21	2:B:84:GLN:CD	3	1.92
(1,37)	1:A:104:ARG:HH21	2:B:84:GLN:CG	3	1.92
(1,37)	1:A:104:ARG:HH21	2:B:84:GLN:H	3	1.92
(1,37)	1:A:104:ARG:HH21	2:B:84:GLN:HA	3	1.92
(1,37)	1:A:104:ARG:HH21	2:B:84:GLN:HB2	3	1.92
(1,37)	1:A:104:ARG:HH21	2:B:84:GLN:HB3	3	1.92
(1,37)	1:A:104:ARG:HH21	2:B:84:GLN:HE21	3	1.92
(1,37)	1:A:104:ARG:HH21	2:B:84:GLN:HE22	3	1.92
(1,37)	1:A:104:ARG:HH21	2:B:84:GLN:HG2	3	1.92
(1,37)	1:A:104:ARG:HH21	2:B:84:GLN:HG3	3	1.92
(1,37)	1:A:104:ARG:HH21	2:B:84:GLN:N	3	1.92
(1,37)	1:A:104:ARG:HH21	2:B:84:GLN:NE2	3	1.92
(1,37)	1:A:104:ARG:HH21	2:B:84:GLN:O	3	1.92
(1,37)	1:A:104:ARG:HH21	2:B:84:GLN:OE1	3	1.92
(1,37)	1:A:104:ARG:HH21	2:B:97:THR:C	3	1.92
(1,37)	1:A:104:ARG:HH21	2:B:97:THR:CA	3	1.92
(1,37)	1:A:104:ARG:HH21	2:B:97:THR:CB	3	1.92
(1,37)	1:A:104:ARG:HH21	2:B:97:THR:CG2	3	1.92
(1,37)	1:A:104:ARG:HH21	2:B:97:THR:H	3	1.92
(1,37)	1:A:104:ARG:HH21	2:B:97:THR:HA	3	1.92
(1,37)	1:A:104:ARG:HH21	2:B:97:THR:HB	3	1.92
(1,37)	1:A:104:ARG:HH21	2:B:97:THR:HG1	3	1.92
(1,37)	1:A:104:ARG:HH21	2:B:97:THR:HG21	3	1.92
(1,37)	1:A:104:ARG:HH21	2:B:97:THR:HG22	3	1.92
(1,37)	1:A:104:ARG:HH21	2:B:97:THR:HG23	3	1.92
(1,37)	1:A:104:ARG:HH21	2:B:97:THR:N	3	1.92
(1,37)	1:A:104:ARG:HH21	2:B:97:THR:O	3	1.92
(1,37)	1:A:104:ARG:HH21	2:B:97:THR:OG1	3	1.92
(1,37)	1:A:104:ARG:HH21	2:B:99:HIS:C	3	1.92
(1,37)	1:A:104:ARG:HH21	2:B:99:HIS:CA	3	1.92
(1,37)	1:A:104:ARG:HH21	2:B:99:HIS:CB	3	1.92
(1,37)	1:A:104:ARG:HH21	2:B:99:HIS:CD2	3	1.92
(1,37)	1:A:104:ARG:HH21	2:B:99:HIS:CE1	3	1.92
(1,37)	1:A:104:ARG:HH21	2:B:99:HIS:CG	3	1.92
(1,37)	1:A:104:ARG:HH21	2:B:99:HIS:H	3	1.92
(1,37)	1:A:104:ARG:HH21	2:B:99:HIS:HA	3	1.92
(1,37)	1:A:104:ARG:HH21	2:B:99:HIS:HB2	3	1.92
(1,37)	1:A:104:ARG:HH21	2:B:99:HIS:HB3	3	1.92
(1,37)	1:A:104:ARG:HH21	2:B:99:HIS:HD1	3	1.92
(1,37)	1:A:104:ARG:HH21	2:B:99:HIS:HD2	3	1.92
(1,37)	1:A:104:ARG:HH21	2:B:99:HIS:HE1	3	1.92
(1,37)	1:A:104:ARG:HH21	2:B:99:HIS:HE2	3	1.92

*Continued on next page...*

*Continued from previous page...*

Key	Atom-1	Atom-2	Model ID	Violation (Å)
(1,37)	1:A:104:ARG:HH21	2:B:99:HIS:N	3	1.92
(1,37)	1:A:104:ARG:HH21	2:B:99:HIS:ND1	3	1.92
(1,37)	1:A:104:ARG:HH21	2:B:99:HIS:NE2	3	1.92
(1,37)	1:A:104:ARG:HH21	2:B:99:HIS:O	3	1.92
(1,37)	1:A:104:ARG:HH21	2:B:101:VAL:C	3	1.92
(1,37)	1:A:104:ARG:HH21	2:B:101:VAL:CA	3	1.92
(1,37)	1:A:104:ARG:HH21	2:B:101:VAL:CB	3	1.92
(1,37)	1:A:104:ARG:HH21	2:B:101:VAL:CG1	3	1.92
(1,37)	1:A:104:ARG:HH21	2:B:101:VAL:CG2	3	1.92
(1,37)	1:A:104:ARG:HH21	2:B:101:VAL:H	3	1.92
(1,37)	1:A:104:ARG:HH21	2:B:101:VAL:HA	3	1.92
(1,37)	1:A:104:ARG:HH21	2:B:101:VAL:HB	3	1.92
(1,37)	1:A:104:ARG:HH21	2:B:101:VAL:HG11	3	1.92
(1,37)	1:A:104:ARG:HH21	2:B:101:VAL:HG12	3	1.92
(1,37)	1:A:104:ARG:HH21	2:B:101:VAL:HG13	3	1.92
(1,37)	1:A:104:ARG:HH21	2:B:101:VAL:HG21	3	1.92
(1,37)	1:A:104:ARG:HH21	2:B:101:VAL:HG22	3	1.92
(1,37)	1:A:104:ARG:HH21	2:B:101:VAL:HG23	3	1.92
(1,37)	1:A:104:ARG:HH21	2:B:101:VAL:N	3	1.92
(1,37)	1:A:104:ARG:HH21	2:B:101:VAL:O	3	1.92
(1,37)	1:A:104:ARG:HH22	2:B:75:ILE:C	3	1.92
(1,37)	1:A:104:ARG:HH22	2:B:75:ILE:CA	3	1.92
(1,37)	1:A:104:ARG:HH22	2:B:75:ILE:CB	3	1.92
(1,37)	1:A:104:ARG:HH22	2:B:75:ILE:CD1	3	1.92
(1,37)	1:A:104:ARG:HH22	2:B:75:ILE:CG1	3	1.92
(1,37)	1:A:104:ARG:HH22	2:B:75:ILE:CG2	3	1.92
(1,37)	1:A:104:ARG:HH22	2:B:75:ILE:H	3	1.92
(1,37)	1:A:104:ARG:HH22	2:B:75:ILE:HA	3	1.92
(1,37)	1:A:104:ARG:HH22	2:B:75:ILE:HB	3	1.92
(1,37)	1:A:104:ARG:HH22	2:B:75:ILE:HD11	3	1.92
(1,37)	1:A:104:ARG:HH22	2:B:75:ILE:HD12	3	1.92
(1,37)	1:A:104:ARG:HH22	2:B:75:ILE:HD13	3	1.92
(1,37)	1:A:104:ARG:HH22	2:B:75:ILE:HG12	3	1.92
(1,37)	1:A:104:ARG:HH22	2:B:75:ILE:HG13	3	1.92
(1,37)	1:A:104:ARG:HH22	2:B:75:ILE:HG21	3	1.92
(1,37)	1:A:104:ARG:HH22	2:B:75:ILE:HG22	3	1.92
(1,37)	1:A:104:ARG:HH22	2:B:75:ILE:HG23	3	1.92
(1,37)	1:A:104:ARG:HH22	2:B:75:ILE:N	3	1.92
(1,37)	1:A:104:ARG:HH22	2:B:75:ILE:O	3	1.92
(1,37)	1:A:104:ARG:HH22	2:B:77:ALA:C	3	1.92
(1,37)	1:A:104:ARG:HH22	2:B:77:ALA:CA	3	1.92
(1,37)	1:A:104:ARG:HH22	2:B:77:ALA:CB	3	1.92

*Continued on next page...*



*Continued from previous page...*

Key	Atom-1	Atom-2	Model ID	Violation (Å)
(1,37)	1:A:104:ARG:HH22	2:B:77:ALA:H	3	1.92
(1,37)	1:A:104:ARG:HH22	2:B:77:ALA:HA	3	1.92
(1,37)	1:A:104:ARG:HH22	2:B:77:ALA:HB1	3	1.92
(1,37)	1:A:104:ARG:HH22	2:B:77:ALA:HB2	3	1.92
(1,37)	1:A:104:ARG:HH22	2:B:77:ALA:HB3	3	1.92
(1,37)	1:A:104:ARG:HH22	2:B:77:ALA:N	3	1.92
(1,37)	1:A:104:ARG:HH22	2:B:77:ALA:O	3	1.92
(1,37)	1:A:104:ARG:HH22	2:B:78:GLY:C	3	1.92
(1,37)	1:A:104:ARG:HH22	2:B:78:GLY:CA	3	1.92
(1,37)	1:A:104:ARG:HH22	2:B:78:GLY:H	3	1.92
(1,37)	1:A:104:ARG:HH22	2:B:78:GLY:HA2	3	1.92
(1,37)	1:A:104:ARG:HH22	2:B:78:GLY:HA3	3	1.92
(1,37)	1:A:104:ARG:HH22	2:B:78:GLY:N	3	1.92
(1,37)	1:A:104:ARG:HH22	2:B:78:GLY:O	3	1.92
(1,37)	1:A:104:ARG:HH22	2:B:79:LYS:C	3	1.92
(1,37)	1:A:104:ARG:HH22	2:B:79:LYS:CA	3	1.92
(1,37)	1:A:104:ARG:HH22	2:B:79:LYS:CB	3	1.92
(1,37)	1:A:104:ARG:HH22	2:B:79:LYS:CD	3	1.92
(1,37)	1:A:104:ARG:HH22	2:B:79:LYS:CE	3	1.92
(1,37)	1:A:104:ARG:HH22	2:B:79:LYS:CG	3	1.92
(1,37)	1:A:104:ARG:HH22	2:B:79:LYS:H	3	1.92
(1,37)	1:A:104:ARG:HH22	2:B:79:LYS:HA	3	1.92
(1,37)	1:A:104:ARG:HH22	2:B:79:LYS:HB2	3	1.92
(1,37)	1:A:104:ARG:HH22	2:B:79:LYS:HB3	3	1.92
(1,37)	1:A:104:ARG:HH22	2:B:79:LYS:HD2	3	1.92
(1,37)	1:A:104:ARG:HH22	2:B:79:LYS:HD3	3	1.92
(1,37)	1:A:104:ARG:HH22	2:B:79:LYS:HE2	3	1.92
(1,37)	1:A:104:ARG:HH22	2:B:79:LYS:HE3	3	1.92
(1,37)	1:A:104:ARG:HH22	2:B:79:LYS:HG2	3	1.92
(1,37)	1:A:104:ARG:HH22	2:B:79:LYS:HG3	3	1.92
(1,37)	1:A:104:ARG:HH22	2:B:79:LYS:HZ1	3	1.92
(1,37)	1:A:104:ARG:HH22	2:B:79:LYS:HZ2	3	1.92
(1,37)	1:A:104:ARG:HH22	2:B:79:LYS:HZ3	3	1.92
(1,37)	1:A:104:ARG:HH22	2:B:79:LYS:N	3	1.92
(1,37)	1:A:104:ARG:HH22	2:B:79:LYS:NZ	3	1.92
(1,37)	1:A:104:ARG:HH22	2:B:79:LYS:O	3	1.92
(1,37)	1:A:104:ARG:HH22	2:B:80:ILE:C	3	1.92
(1,37)	1:A:104:ARG:HH22	2:B:80:ILE:CA	3	1.92
(1,37)	1:A:104:ARG:HH22	2:B:80:ILE:CB	3	1.92
(1,37)	1:A:104:ARG:HH22	2:B:80:ILE:CD1	3	1.92
(1,37)	1:A:104:ARG:HH22	2:B:80:ILE:CG1	3	1.92
(1,37)	1:A:104:ARG:HH22	2:B:80:ILE:CG2	3	1.92

*Continued on next page...*

*Continued from previous page...*

Key	Atom-1	Atom-2	Model ID	Violation (Å)
(1,37)	1:A:104:ARG:HH22	2:B:80:ILE:H	3	1.92
(1,37)	1:A:104:ARG:HH22	2:B:80:ILE:HA	3	1.92
(1,37)	1:A:104:ARG:HH22	2:B:80:ILE:HB	3	1.92
(1,37)	1:A:104:ARG:HH22	2:B:80:ILE:HD11	3	1.92
(1,37)	1:A:104:ARG:HH22	2:B:80:ILE:HD12	3	1.92
(1,37)	1:A:104:ARG:HH22	2:B:80:ILE:HD13	3	1.92
(1,37)	1:A:104:ARG:HH22	2:B:80:ILE:HG12	3	1.92
(1,37)	1:A:104:ARG:HH22	2:B:80:ILE:HG13	3	1.92
(1,37)	1:A:104:ARG:HH22	2:B:80:ILE:HG21	3	1.92
(1,37)	1:A:104:ARG:HH22	2:B:80:ILE:HG22	3	1.92
(1,37)	1:A:104:ARG:HH22	2:B:80:ILE:HG23	3	1.92
(1,37)	1:A:104:ARG:HH22	2:B:80:ILE:N	3	1.92
(1,37)	1:A:104:ARG:HH22	2:B:80:ILE:O	3	1.92
(1,37)	1:A:104:ARG:HH22	2:B:84:GLN:C	3	1.92
(1,37)	1:A:104:ARG:HH22	2:B:84:GLN:CA	3	1.92
(1,37)	1:A:104:ARG:HH22	2:B:84:GLN:CB	3	1.92
(1,37)	1:A:104:ARG:HH22	2:B:84:GLN:CD	3	1.92
(1,37)	1:A:104:ARG:HH22	2:B:84:GLN:CG	3	1.92
(1,37)	1:A:104:ARG:HH22	2:B:84:GLN:H	3	1.92
(1,37)	1:A:104:ARG:HH22	2:B:84:GLN:HA	3	1.92
(1,37)	1:A:104:ARG:HH22	2:B:84:GLN:HB2	3	1.92
(1,37)	1:A:104:ARG:HH22	2:B:84:GLN:HB3	3	1.92
(1,37)	1:A:104:ARG:HH22	2:B:84:GLN:HE21	3	1.92
(1,37)	1:A:104:ARG:HH22	2:B:84:GLN:HE22	3	1.92
(1,37)	1:A:104:ARG:HH22	2:B:84:GLN:HG2	3	1.92
(1,37)	1:A:104:ARG:HH22	2:B:84:GLN:HG3	3	1.92
(1,37)	1:A:104:ARG:HH22	2:B:84:GLN:N	3	1.92
(1,37)	1:A:104:ARG:HH22	2:B:84:GLN:NE2	3	1.92
(1,37)	1:A:104:ARG:HH22	2:B:84:GLN:O	3	1.92
(1,37)	1:A:104:ARG:HH22	2:B:84:GLN:OE1	3	1.92
(1,37)	1:A:104:ARG:HH22	2:B:97:THR:C	3	1.92
(1,37)	1:A:104:ARG:HH22	2:B:97:THR:CA	3	1.92
(1,37)	1:A:104:ARG:HH22	2:B:97:THR:CB	3	1.92
(1,37)	1:A:104:ARG:HH22	2:B:97:THR:CG2	3	1.92
(1,37)	1:A:104:ARG:HH22	2:B:97:THR:H	3	1.92
(1,37)	1:A:104:ARG:HH22	2:B:97:THR:HA	3	1.92
(1,37)	1:A:104:ARG:HH22	2:B:97:THR:HB	3	1.92
(1,37)	1:A:104:ARG:HH22	2:B:97:THR:HG1	3	1.92
(1,37)	1:A:104:ARG:HH22	2:B:97:THR:HG21	3	1.92
(1,37)	1:A:104:ARG:HH22	2:B:97:THR:HG22	3	1.92
(1,37)	1:A:104:ARG:HH22	2:B:97:THR:HG23	3	1.92
(1,37)	1:A:104:ARG:HH22	2:B:97:THR:N	3	1.92

*Continued on next page...*

*Continued from previous page...*

Key	Atom-1	Atom-2	Model ID	Violation (Å)
(1,37)	1:A:104:ARG:HH22	2:B:97:THR:O	3	1.92
(1,37)	1:A:104:ARG:HH22	2:B:97:THR:OG1	3	1.92
(1,37)	1:A:104:ARG:HH22	2:B:99:HIS:C	3	1.92
(1,37)	1:A:104:ARG:HH22	2:B:99:HIS:CA	3	1.92
(1,37)	1:A:104:ARG:HH22	2:B:99:HIS:CB	3	1.92
(1,37)	1:A:104:ARG:HH22	2:B:99:HIS:CD2	3	1.92
(1,37)	1:A:104:ARG:HH22	2:B:99:HIS:CE1	3	1.92
(1,37)	1:A:104:ARG:HH22	2:B:99:HIS:CG	3	1.92
(1,37)	1:A:104:ARG:HH22	2:B:99:HIS:H	3	1.92
(1,37)	1:A:104:ARG:HH22	2:B:99:HIS:HA	3	1.92
(1,37)	1:A:104:ARG:HH22	2:B:99:HIS:HB2	3	1.92
(1,37)	1:A:104:ARG:HH22	2:B:99:HIS:HB3	3	1.92
(1,37)	1:A:104:ARG:HH22	2:B:99:HIS:HD1	3	1.92
(1,37)	1:A:104:ARG:HH22	2:B:99:HIS:HD2	3	1.92
(1,37)	1:A:104:ARG:HH22	2:B:99:HIS:HE1	3	1.92
(1,37)	1:A:104:ARG:HH22	2:B:99:HIS:HE2	3	1.92
(1,37)	1:A:104:ARG:HH22	2:B:99:HIS:N	3	1.92
(1,37)	1:A:104:ARG:HH22	2:B:99:HIS:ND1	3	1.92
(1,37)	1:A:104:ARG:HH22	2:B:99:HIS:NE2	3	1.92
(1,37)	1:A:104:ARG:HH22	2:B:99:HIS:O	3	1.92
(1,37)	1:A:104:ARG:HH22	2:B:101:VAL:C	3	1.92
(1,37)	1:A:104:ARG:HH22	2:B:101:VAL:CA	3	1.92
(1,37)	1:A:104:ARG:HH22	2:B:101:VAL:CB	3	1.92
(1,37)	1:A:104:ARG:HH22	2:B:101:VAL:CG1	3	1.92
(1,37)	1:A:104:ARG:HH22	2:B:101:VAL:CG2	3	1.92
(1,37)	1:A:104:ARG:HH22	2:B:101:VAL:H	3	1.92
(1,37)	1:A:104:ARG:HH22	2:B:101:VAL:HA	3	1.92
(1,37)	1:A:104:ARG:HH22	2:B:101:VAL:HB	3	1.92
(1,37)	1:A:104:ARG:HH22	2:B:101:VAL:HG11	3	1.92
(1,37)	1:A:104:ARG:HH22	2:B:101:VAL:HG12	3	1.92
(1,37)	1:A:104:ARG:HH22	2:B:101:VAL:HG13	3	1.92
(1,37)	1:A:104:ARG:HH22	2:B:101:VAL:HG21	3	1.92
(1,37)	1:A:104:ARG:HH22	2:B:101:VAL:HG22	3	1.92
(1,37)	1:A:104:ARG:HH22	2:B:101:VAL:HG23	3	1.92
(1,37)	1:A:104:ARG:HH22	2:B:101:VAL:N	3	1.92
(1,37)	1:A:104:ARG:HH22	2:B:101:VAL:O	3	1.92
(1,37)	1:A:104:ARG:N	2:B:75:ILE:C	3	1.92
(1,37)	1:A:104:ARG:N	2:B:75:ILE:CA	3	1.92
(1,37)	1:A:104:ARG:N	2:B:75:ILE:CB	3	1.92
(1,37)	1:A:104:ARG:N	2:B:75:ILE:CD1	3	1.92
(1,37)	1:A:104:ARG:N	2:B:75:ILE:CG1	3	1.92
(1,37)	1:A:104:ARG:N	2:B:75:ILE:CG2	3	1.92

*Continued on next page...*

*Continued from previous page...*

Key	Atom-1	Atom-2	Model ID	Violation (Å)
(1,37)	1:A:104:ARG:N	2:B:75:ILE:H	3	1.92
(1,37)	1:A:104:ARG:N	2:B:75:ILE:HA	3	1.92
(1,37)	1:A:104:ARG:N	2:B:75:ILE:HB	3	1.92
(1,37)	1:A:104:ARG:N	2:B:75:ILE:HD11	3	1.92
(1,37)	1:A:104:ARG:N	2:B:75:ILE:HD12	3	1.92
(1,37)	1:A:104:ARG:N	2:B:75:ILE:HD13	3	1.92
(1,37)	1:A:104:ARG:N	2:B:75:ILE:HG12	3	1.92
(1,37)	1:A:104:ARG:N	2:B:75:ILE:HG13	3	1.92
(1,37)	1:A:104:ARG:N	2:B:75:ILE:HG21	3	1.92
(1,37)	1:A:104:ARG:N	2:B:75:ILE:HG22	3	1.92
(1,37)	1:A:104:ARG:N	2:B:75:ILE:HG23	3	1.92
(1,37)	1:A:104:ARG:N	2:B:75:ILE:N	3	1.92
(1,37)	1:A:104:ARG:N	2:B:75:ILE:O	3	1.92
(1,37)	1:A:104:ARG:N	2:B:77:ALA:C	3	1.92
(1,37)	1:A:104:ARG:N	2:B:77:ALA:CA	3	1.92
(1,37)	1:A:104:ARG:N	2:B:77:ALA:CB	3	1.92
(1,37)	1:A:104:ARG:N	2:B:77:ALA:H	3	1.92
(1,37)	1:A:104:ARG:N	2:B:77:ALA:HA	3	1.92
(1,37)	1:A:104:ARG:N	2:B:77:ALA:HB1	3	1.92
(1,37)	1:A:104:ARG:N	2:B:77:ALA:HB2	3	1.92
(1,37)	1:A:104:ARG:N	2:B:77:ALA:HB3	3	1.92
(1,37)	1:A:104:ARG:N	2:B:77:ALA:N	3	1.92
(1,37)	1:A:104:ARG:N	2:B:77:ALA:O	3	1.92
(1,37)	1:A:104:ARG:N	2:B:78:GLY:C	3	1.92
(1,37)	1:A:104:ARG:N	2:B:78:GLY:CA	3	1.92
(1,37)	1:A:104:ARG:N	2:B:78:GLY:H	3	1.92
(1,37)	1:A:104:ARG:N	2:B:78:GLY:HA2	3	1.92
(1,37)	1:A:104:ARG:N	2:B:78:GLY:HA3	3	1.92
(1,37)	1:A:104:ARG:N	2:B:78:GLY:N	3	1.92
(1,37)	1:A:104:ARG:N	2:B:78:GLY:O	3	1.92
(1,37)	1:A:104:ARG:N	2:B:79:LYS:C	3	1.92
(1,37)	1:A:104:ARG:N	2:B:79:LYS:CA	3	1.92
(1,37)	1:A:104:ARG:N	2:B:79:LYS:CB	3	1.92
(1,37)	1:A:104:ARG:N	2:B:79:LYS:CD	3	1.92
(1,37)	1:A:104:ARG:N	2:B:79:LYS:CE	3	1.92
(1,37)	1:A:104:ARG:N	2:B:79:LYS:CG	3	1.92
(1,37)	1:A:104:ARG:N	2:B:79:LYS:H	3	1.92
(1,37)	1:A:104:ARG:N	2:B:79:LYS:HA	3	1.92
(1,37)	1:A:104:ARG:N	2:B:79:LYS:HB2	3	1.92
(1,37)	1:A:104:ARG:N	2:B:79:LYS:HB3	3	1.92
(1,37)	1:A:104:ARG:N	2:B:79:LYS:HD2	3	1.92
(1,37)	1:A:104:ARG:N	2:B:79:LYS:HD3	3	1.92

*Continued on next page...*

*Continued from previous page...*

Key	Atom-1	Atom-2	Model ID	Violation (Å)
(1,37)	1:A:104:ARG:N	2:B:79:LYS:HE2	3	1.92
(1,37)	1:A:104:ARG:N	2:B:79:LYS:HE3	3	1.92
(1,37)	1:A:104:ARG:N	2:B:79:LYS:HG2	3	1.92
(1,37)	1:A:104:ARG:N	2:B:79:LYS:HG3	3	1.92
(1,37)	1:A:104:ARG:N	2:B:79:LYS:HZ1	3	1.92
(1,37)	1:A:104:ARG:N	2:B:79:LYS:HZ2	3	1.92
(1,37)	1:A:104:ARG:N	2:B:79:LYS:HZ3	3	1.92
(1,37)	1:A:104:ARG:N	2:B:79:LYS:N	3	1.92
(1,37)	1:A:104:ARG:N	2:B:79:LYS:NZ	3	1.92
(1,37)	1:A:104:ARG:N	2:B:79:LYS:O	3	1.92
(1,37)	1:A:104:ARG:N	2:B:80:ILE:C	3	1.92
(1,37)	1:A:104:ARG:N	2:B:80:ILE:CA	3	1.92
(1,37)	1:A:104:ARG:N	2:B:80:ILE:CB	3	1.92
(1,37)	1:A:104:ARG:N	2:B:80:ILE:CD1	3	1.92
(1,37)	1:A:104:ARG:N	2:B:80:ILE:CG1	3	1.92
(1,37)	1:A:104:ARG:N	2:B:80:ILE:CG2	3	1.92
(1,37)	1:A:104:ARG:N	2:B:80:ILE:H	3	1.92
(1,37)	1:A:104:ARG:N	2:B:80:ILE:HA	3	1.92
(1,37)	1:A:104:ARG:N	2:B:80:ILE:HB	3	1.92
(1,37)	1:A:104:ARG:N	2:B:80:ILE:HD11	3	1.92
(1,37)	1:A:104:ARG:N	2:B:80:ILE:HD12	3	1.92
(1,37)	1:A:104:ARG:N	2:B:80:ILE:HD13	3	1.92
(1,37)	1:A:104:ARG:N	2:B:80:ILE:HG12	3	1.92
(1,37)	1:A:104:ARG:N	2:B:80:ILE:HG13	3	1.92
(1,37)	1:A:104:ARG:N	2:B:80:ILE:HG21	3	1.92
(1,37)	1:A:104:ARG:N	2:B:80:ILE:HG22	3	1.92
(1,37)	1:A:104:ARG:N	2:B:80:ILE:HG23	3	1.92
(1,37)	1:A:104:ARG:N	2:B:80:ILE:N	3	1.92
(1,37)	1:A:104:ARG:N	2:B:80:ILE:O	3	1.92
(1,37)	1:A:104:ARG:N	2:B:84:GLN:C	3	1.92
(1,37)	1:A:104:ARG:N	2:B:84:GLN:CA	3	1.92
(1,37)	1:A:104:ARG:N	2:B:84:GLN:CB	3	1.92
(1,37)	1:A:104:ARG:N	2:B:84:GLN:CD	3	1.92
(1,37)	1:A:104:ARG:N	2:B:84:GLN:CG	3	1.92
(1,37)	1:A:104:ARG:N	2:B:84:GLN:H	3	1.92
(1,37)	1:A:104:ARG:N	2:B:84:GLN:HA	3	1.92
(1,37)	1:A:104:ARG:N	2:B:84:GLN:HB2	3	1.92
(1,37)	1:A:104:ARG:N	2:B:84:GLN:HB3	3	1.92
(1,37)	1:A:104:ARG:N	2:B:84:GLN:HE21	3	1.92
(1,37)	1:A:104:ARG:N	2:B:84:GLN:HE22	3	1.92
(1,37)	1:A:104:ARG:N	2:B:84:GLN:HG2	3	1.92
(1,37)	1:A:104:ARG:N	2:B:84:GLN:HG3	3	1.92

*Continued on next page...*

*Continued from previous page...*

Key	Atom-1	Atom-2	Model ID	Violation (Å)
(1,37)	1:A:104:ARG:N	2:B:84:GLN:N	3	1.92
(1,37)	1:A:104:ARG:N	2:B:84:GLN:NE2	3	1.92
(1,37)	1:A:104:ARG:N	2:B:84:GLN:O	3	1.92
(1,37)	1:A:104:ARG:N	2:B:84:GLN:OE1	3	1.92
(1,37)	1:A:104:ARG:N	2:B:97:THR:C	3	1.92
(1,37)	1:A:104:ARG:N	2:B:97:THR:CA	3	1.92
(1,37)	1:A:104:ARG:N	2:B:97:THR:CB	3	1.92
(1,37)	1:A:104:ARG:N	2:B:97:THR:CG2	3	1.92
(1,37)	1:A:104:ARG:N	2:B:97:THR:H	3	1.92
(1,37)	1:A:104:ARG:N	2:B:97:THR:HA	3	1.92
(1,37)	1:A:104:ARG:N	2:B:97:THR:HB	3	1.92
(1,37)	1:A:104:ARG:N	2:B:97:THR:HG1	3	1.92
(1,37)	1:A:104:ARG:N	2:B:97:THR:HG21	3	1.92
(1,37)	1:A:104:ARG:N	2:B:97:THR:HG22	3	1.92
(1,37)	1:A:104:ARG:N	2:B:97:THR:HG23	3	1.92
(1,37)	1:A:104:ARG:N	2:B:97:THR:N	3	1.92
(1,37)	1:A:104:ARG:N	2:B:97:THR:O	3	1.92
(1,37)	1:A:104:ARG:N	2:B:97:THR:OG1	3	1.92
(1,37)	1:A:104:ARG:N	2:B:99:HIS:C	3	1.92
(1,37)	1:A:104:ARG:N	2:B:99:HIS:CA	3	1.92
(1,37)	1:A:104:ARG:N	2:B:99:HIS:CB	3	1.92
(1,37)	1:A:104:ARG:N	2:B:99:HIS:CD2	3	1.92
(1,37)	1:A:104:ARG:N	2:B:99:HIS:CE1	3	1.92
(1,37)	1:A:104:ARG:N	2:B:99:HIS:CG	3	1.92
(1,37)	1:A:104:ARG:N	2:B:99:HIS:H	3	1.92
(1,37)	1:A:104:ARG:N	2:B:99:HIS:HA	3	1.92
(1,37)	1:A:104:ARG:N	2:B:99:HIS:HB2	3	1.92
(1,37)	1:A:104:ARG:N	2:B:99:HIS:HB3	3	1.92
(1,37)	1:A:104:ARG:N	2:B:99:HIS:HD1	3	1.92
(1,37)	1:A:104:ARG:N	2:B:99:HIS:HD2	3	1.92
(1,37)	1:A:104:ARG:N	2:B:99:HIS:HE1	3	1.92
(1,37)	1:A:104:ARG:N	2:B:99:HIS:HE2	3	1.92
(1,37)	1:A:104:ARG:N	2:B:99:HIS:N	3	1.92
(1,37)	1:A:104:ARG:N	2:B:99:HIS:ND1	3	1.92
(1,37)	1:A:104:ARG:N	2:B:99:HIS:NE2	3	1.92
(1,37)	1:A:104:ARG:N	2:B:99:HIS:O	3	1.92
(1,37)	1:A:104:ARG:N	2:B:101:VAL:C	3	1.92
(1,37)	1:A:104:ARG:N	2:B:101:VAL:CA	3	1.92
(1,37)	1:A:104:ARG:N	2:B:101:VAL:CB	3	1.92
(1,37)	1:A:104:ARG:N	2:B:101:VAL:CG1	3	1.92
(1,37)	1:A:104:ARG:N	2:B:101:VAL:CG2	3	1.92
(1,37)	1:A:104:ARG:N	2:B:101:VAL:H	3	1.92

*Continued on next page...*

*Continued from previous page...*

Key	Atom-1	Atom-2	Model ID	Violation (Å)
(1,37)	1:A:104:ARG:N	2:B:101:VAL:HA	3	1.92
(1,37)	1:A:104:ARG:N	2:B:101:VAL:HB	3	1.92
(1,37)	1:A:104:ARG:N	2:B:101:VAL:HG11	3	1.92
(1,37)	1:A:104:ARG:N	2:B:101:VAL:HG12	3	1.92
(1,37)	1:A:104:ARG:N	2:B:101:VAL:HG13	3	1.92
(1,37)	1:A:104:ARG:N	2:B:101:VAL:HG21	3	1.92
(1,37)	1:A:104:ARG:N	2:B:101:VAL:HG22	3	1.92
(1,37)	1:A:104:ARG:N	2:B:101:VAL:HG23	3	1.92
(1,37)	1:A:104:ARG:N	2:B:101:VAL:N	3	1.92
(1,37)	1:A:104:ARG:N	2:B:101:VAL:O	3	1.92
(1,37)	1:A:104:ARG:NE	2:B:75:ILE:C	3	1.92
(1,37)	1:A:104:ARG:NE	2:B:75:ILE:CA	3	1.92
(1,37)	1:A:104:ARG:NE	2:B:75:ILE:CB	3	1.92
(1,37)	1:A:104:ARG:NE	2:B:75:ILE:CD1	3	1.92
(1,37)	1:A:104:ARG:NE	2:B:75:ILE:CG1	3	1.92
(1,37)	1:A:104:ARG:NE	2:B:75:ILE:CG2	3	1.92
(1,37)	1:A:104:ARG:NE	2:B:75:ILE:H	3	1.92
(1,37)	1:A:104:ARG:NE	2:B:75:ILE:HA	3	1.92
(1,37)	1:A:104:ARG:NE	2:B:75:ILE:HB	3	1.92
(1,37)	1:A:104:ARG:NE	2:B:75:ILE:HD11	3	1.92
(1,37)	1:A:104:ARG:NE	2:B:75:ILE:HD12	3	1.92
(1,37)	1:A:104:ARG:NE	2:B:75:ILE:HD13	3	1.92
(1,37)	1:A:104:ARG:NE	2:B:75:ILE:HG12	3	1.92
(1,37)	1:A:104:ARG:NE	2:B:75:ILE:HG13	3	1.92
(1,37)	1:A:104:ARG:NE	2:B:75:ILE:HG21	3	1.92
(1,37)	1:A:104:ARG:NE	2:B:75:ILE:HG22	3	1.92
(1,37)	1:A:104:ARG:NE	2:B:75:ILE:HG23	3	1.92
(1,37)	1:A:104:ARG:NE	2:B:75:ILE:N	3	1.92
(1,37)	1:A:104:ARG:NE	2:B:75:ILE:O	3	1.92
(1,37)	1:A:104:ARG:NE	2:B:77:ALA:C	3	1.92
(1,37)	1:A:104:ARG:NE	2:B:77:ALA:CA	3	1.92
(1,37)	1:A:104:ARG:NE	2:B:77:ALA:CB	3	1.92
(1,37)	1:A:104:ARG:NE	2:B:77:ALA:H	3	1.92
(1,37)	1:A:104:ARG:NE	2:B:77:ALA:HA	3	1.92
(1,37)	1:A:104:ARG:NE	2:B:77:ALA:HB1	3	1.92
(1,37)	1:A:104:ARG:NE	2:B:77:ALA:HB2	3	1.92
(1,37)	1:A:104:ARG:NE	2:B:77:ALA:HB3	3	1.92
(1,37)	1:A:104:ARG:NE	2:B:77:ALA:N	3	1.92
(1,37)	1:A:104:ARG:NE	2:B:77:ALA:O	3	1.92
(1,37)	1:A:104:ARG:NE	2:B:78:GLY:C	3	1.92
(1,37)	1:A:104:ARG:NE	2:B:78:GLY:CA	3	1.92
(1,37)	1:A:104:ARG:NE	2:B:78:GLY:H	3	1.92

*Continued on next page...*

*Continued from previous page...*

Key	Atom-1	Atom-2	Model ID	Violation (Å)
(1,37)	1:A:104:ARG:NE	2:B:78:GLY:HA2	3	1.92
(1,37)	1:A:104:ARG:NE	2:B:78:GLY:HA3	3	1.92
(1,37)	1:A:104:ARG:NE	2:B:78:GLY:N	3	1.92
(1,37)	1:A:104:ARG:NE	2:B:78:GLY:O	3	1.92
(1,37)	1:A:104:ARG:NE	2:B:79:LYS:C	3	1.92
(1,37)	1:A:104:ARG:NE	2:B:79:LYS:CA	3	1.92
(1,37)	1:A:104:ARG:NE	2:B:79:LYS:CB	3	1.92
(1,37)	1:A:104:ARG:NE	2:B:79:LYS:CD	3	1.92
(1,37)	1:A:104:ARG:NE	2:B:79:LYS:CE	3	1.92
(1,37)	1:A:104:ARG:NE	2:B:79:LYS:CG	3	1.92
(1,37)	1:A:104:ARG:NE	2:B:79:LYS:H	3	1.92
(1,37)	1:A:104:ARG:NE	2:B:79:LYS:HA	3	1.92
(1,37)	1:A:104:ARG:NE	2:B:79:LYS:HB2	3	1.92
(1,37)	1:A:104:ARG:NE	2:B:79:LYS:HB3	3	1.92
(1,37)	1:A:104:ARG:NE	2:B:79:LYS:HD2	3	1.92
(1,37)	1:A:104:ARG:NE	2:B:79:LYS:HD3	3	1.92
(1,37)	1:A:104:ARG:NE	2:B:79:LYS:HE2	3	1.92
(1,37)	1:A:104:ARG:NE	2:B:79:LYS:HE3	3	1.92
(1,37)	1:A:104:ARG:NE	2:B:79:LYS:HG2	3	1.92
(1,37)	1:A:104:ARG:NE	2:B:79:LYS:HG3	3	1.92
(1,37)	1:A:104:ARG:NE	2:B:79:LYS:HZ1	3	1.92
(1,37)	1:A:104:ARG:NE	2:B:79:LYS:HZ2	3	1.92
(1,37)	1:A:104:ARG:NE	2:B:79:LYS:HZ3	3	1.92
(1,37)	1:A:104:ARG:NE	2:B:79:LYS:N	3	1.92
(1,37)	1:A:104:ARG:NE	2:B:79:LYS:NZ	3	1.92
(1,37)	1:A:104:ARG:NE	2:B:79:LYS:O	3	1.92
(1,37)	1:A:104:ARG:NE	2:B:80:ILE:C	3	1.92
(1,37)	1:A:104:ARG:NE	2:B:80:ILE:CA	3	1.92
(1,37)	1:A:104:ARG:NE	2:B:80:ILE:CB	3	1.92
(1,37)	1:A:104:ARG:NE	2:B:80:ILE:CD1	3	1.92
(1,37)	1:A:104:ARG:NE	2:B:80:ILE:CG1	3	1.92
(1,37)	1:A:104:ARG:NE	2:B:80:ILE:CG2	3	1.92
(1,37)	1:A:104:ARG:NE	2:B:80:ILE:H	3	1.92
(1,37)	1:A:104:ARG:NE	2:B:80:ILE:HA	3	1.92
(1,37)	1:A:104:ARG:NE	2:B:80:ILE:HB	3	1.92
(1,37)	1:A:104:ARG:NE	2:B:80:ILE:HD11	3	1.92
(1,37)	1:A:104:ARG:NE	2:B:80:ILE:HD12	3	1.92
(1,37)	1:A:104:ARG:NE	2:B:80:ILE:HD13	3	1.92
(1,37)	1:A:104:ARG:NE	2:B:80:ILE:HG12	3	1.92
(1,37)	1:A:104:ARG:NE	2:B:80:ILE:HG13	3	1.92
(1,37)	1:A:104:ARG:NE	2:B:80:ILE:HG21	3	1.92
(1,37)	1:A:104:ARG:NE	2:B:80:ILE:HG22	3	1.92

*Continued on next page...*



*Continued from previous page...*

Key	Atom-1	Atom-2	Model ID	Violation (Å)
(1,37)	1:A:104:ARG:NE	2:B:80:ILE:HG23	3	1.92
(1,37)	1:A:104:ARG:NE	2:B:80:ILE:N	3	1.92
(1,37)	1:A:104:ARG:NE	2:B:80:ILE:O	3	1.92
(1,37)	1:A:104:ARG:NE	2:B:84:GLN:C	3	1.92
(1,37)	1:A:104:ARG:NE	2:B:84:GLN:CA	3	1.92
(1,37)	1:A:104:ARG:NE	2:B:84:GLN:CB	3	1.92
(1,37)	1:A:104:ARG:NE	2:B:84:GLN:CD	3	1.92
(1,37)	1:A:104:ARG:NE	2:B:84:GLN:CG	3	1.92
(1,37)	1:A:104:ARG:NE	2:B:84:GLN:H	3	1.92
(1,37)	1:A:104:ARG:NE	2:B:84:GLN:HA	3	1.92
(1,37)	1:A:104:ARG:NE	2:B:84:GLN:HB2	3	1.92
(1,37)	1:A:104:ARG:NE	2:B:84:GLN:HB3	3	1.92
(1,37)	1:A:104:ARG:NE	2:B:84:GLN:HE21	3	1.92
(1,37)	1:A:104:ARG:NE	2:B:84:GLN:HE22	3	1.92
(1,37)	1:A:104:ARG:NE	2:B:84:GLN:HG2	3	1.92
(1,37)	1:A:104:ARG:NE	2:B:84:GLN:HG3	3	1.92
(1,37)	1:A:104:ARG:NE	2:B:84:GLN:N	3	1.92
(1,37)	1:A:104:ARG:NE	2:B:84:GLN:NE2	3	1.92
(1,37)	1:A:104:ARG:NE	2:B:84:GLN:O	3	1.92
(1,37)	1:A:104:ARG:NE	2:B:84:GLN:OE1	3	1.92
(1,37)	1:A:104:ARG:NE	2:B:97:THR:C	3	1.92
(1,37)	1:A:104:ARG:NE	2:B:97:THR:CA	3	1.92
(1,37)	1:A:104:ARG:NE	2:B:97:THR:CB	3	1.92
(1,37)	1:A:104:ARG:NE	2:B:97:THR:CG2	3	1.92
(1,37)	1:A:104:ARG:NE	2:B:97:THR:H	3	1.92
(1,37)	1:A:104:ARG:NE	2:B:97:THR:HA	3	1.92
(1,37)	1:A:104:ARG:NE	2:B:97:THR:HB	3	1.92
(1,37)	1:A:104:ARG:NE	2:B:97:THR:HG1	3	1.92
(1,37)	1:A:104:ARG:NE	2:B:97:THR:HG21	3	1.92
(1,37)	1:A:104:ARG:NE	2:B:97:THR:HG22	3	1.92
(1,37)	1:A:104:ARG:NE	2:B:97:THR:HG23	3	1.92
(1,37)	1:A:104:ARG:NE	2:B:97:THR:N	3	1.92
(1,37)	1:A:104:ARG:NE	2:B:97:THR:O	3	1.92
(1,37)	1:A:104:ARG:NE	2:B:97:THR:OG1	3	1.92
(1,37)	1:A:104:ARG:NE	2:B:99:HIS:C	3	1.92
(1,37)	1:A:104:ARG:NE	2:B:99:HIS:CA	3	1.92
(1,37)	1:A:104:ARG:NE	2:B:99:HIS:CB	3	1.92
(1,37)	1:A:104:ARG:NE	2:B:99:HIS:CD2	3	1.92
(1,37)	1:A:104:ARG:NE	2:B:99:HIS:CE1	3	1.92
(1,37)	1:A:104:ARG:NE	2:B:99:HIS:CG	3	1.92
(1,37)	1:A:104:ARG:NE	2:B:99:HIS:H	3	1.92
(1,37)	1:A:104:ARG:NE	2:B:99:HIS:HA	3	1.92

*Continued on next page...*

*Continued from previous page...*

Key	Atom-1	Atom-2	Model ID	Violation (Å)
(1,37)	1:A:104:ARG:NE	2:B:99:HIS:HB2	3	1.92
(1,37)	1:A:104:ARG:NE	2:B:99:HIS:HB3	3	1.92
(1,37)	1:A:104:ARG:NE	2:B:99:HIS:HD1	3	1.92
(1,37)	1:A:104:ARG:NE	2:B:99:HIS:HD2	3	1.92
(1,37)	1:A:104:ARG:NE	2:B:99:HIS:HE1	3	1.92
(1,37)	1:A:104:ARG:NE	2:B:99:HIS:HE2	3	1.92
(1,37)	1:A:104:ARG:NE	2:B:99:HIS:N	3	1.92
(1,37)	1:A:104:ARG:NE	2:B:99:HIS:ND1	3	1.92
(1,37)	1:A:104:ARG:NE	2:B:99:HIS:NE2	3	1.92
(1,37)	1:A:104:ARG:NE	2:B:99:HIS:O	3	1.92
(1,37)	1:A:104:ARG:NE	2:B:101:VAL:C	3	1.92
(1,37)	1:A:104:ARG:NE	2:B:101:VAL:CA	3	1.92
(1,37)	1:A:104:ARG:NE	2:B:101:VAL:CB	3	1.92
(1,37)	1:A:104:ARG:NE	2:B:101:VAL:CG1	3	1.92
(1,37)	1:A:104:ARG:NE	2:B:101:VAL:CG2	3	1.92
(1,37)	1:A:104:ARG:NE	2:B:101:VAL:H	3	1.92
(1,37)	1:A:104:ARG:NE	2:B:101:VAL:HA	3	1.92
(1,37)	1:A:104:ARG:NE	2:B:101:VAL:HB	3	1.92
(1,37)	1:A:104:ARG:NE	2:B:101:VAL:HG11	3	1.92
(1,37)	1:A:104:ARG:NE	2:B:101:VAL:HG12	3	1.92
(1,37)	1:A:104:ARG:NE	2:B:101:VAL:HG13	3	1.92
(1,37)	1:A:104:ARG:NE	2:B:101:VAL:HG21	3	1.92
(1,37)	1:A:104:ARG:NE	2:B:101:VAL:HG22	3	1.92
(1,37)	1:A:104:ARG:NE	2:B:101:VAL:HG23	3	1.92
(1,37)	1:A:104:ARG:NE	2:B:101:VAL:N	3	1.92
(1,37)	1:A:104:ARG:NE	2:B:101:VAL:O	3	1.92
(1,37)	1:A:104:ARG:NH1	2:B:75:ILE:C	3	1.92
(1,37)	1:A:104:ARG:NH1	2:B:75:ILE:CA	3	1.92
(1,37)	1:A:104:ARG:NH1	2:B:75:ILE:CB	3	1.92
(1,37)	1:A:104:ARG:NH1	2:B:75:ILE:CD1	3	1.92
(1,37)	1:A:104:ARG:NH1	2:B:75:ILE:CG1	3	1.92
(1,37)	1:A:104:ARG:NH1	2:B:75:ILE:CG2	3	1.92
(1,37)	1:A:104:ARG:NH1	2:B:75:ILE:H	3	1.92
(1,37)	1:A:104:ARG:NH1	2:B:75:ILE:HA	3	1.92
(1,37)	1:A:104:ARG:NH1	2:B:75:ILE:HB	3	1.92
(1,37)	1:A:104:ARG:NH1	2:B:75:ILE:HD11	3	1.92
(1,37)	1:A:104:ARG:NH1	2:B:75:ILE:HD12	3	1.92
(1,37)	1:A:104:ARG:NH1	2:B:75:ILE:HD13	3	1.92
(1,37)	1:A:104:ARG:NH1	2:B:75:ILE:HG12	3	1.92
(1,37)	1:A:104:ARG:NH1	2:B:75:ILE:HG13	3	1.92
(1,37)	1:A:104:ARG:NH1	2:B:75:ILE:HG21	3	1.92
(1,37)	1:A:104:ARG:NH1	2:B:75:ILE:HG22	3	1.92

*Continued on next page...*

*Continued from previous page...*

Key	Atom-1	Atom-2	Model ID	Violation (Å)
(1,37)	1:A:104:ARG:NH1	2:B:75:ILE:HG23	3	1.92
(1,37)	1:A:104:ARG:NH1	2:B:75:ILE:N	3	1.92
(1,37)	1:A:104:ARG:NH1	2:B:75:ILE:O	3	1.92
(1,37)	1:A:104:ARG:NH1	2:B:77:ALA:C	3	1.92
(1,37)	1:A:104:ARG:NH1	2:B:77:ALA:CA	3	1.92
(1,37)	1:A:104:ARG:NH1	2:B:77:ALA:CB	3	1.92
(1,37)	1:A:104:ARG:NH1	2:B:77:ALA:H	3	1.92
(1,37)	1:A:104:ARG:NH1	2:B:77:ALA:HA	3	1.92
(1,37)	1:A:104:ARG:NH1	2:B:77:ALA:HB1	3	1.92
(1,37)	1:A:104:ARG:NH1	2:B:77:ALA:HB2	3	1.92
(1,37)	1:A:104:ARG:NH1	2:B:77:ALA:HB3	3	1.92
(1,37)	1:A:104:ARG:NH1	2:B:77:ALA:N	3	1.92
(1,37)	1:A:104:ARG:NH1	2:B:77:ALA:O	3	1.92
(1,37)	1:A:104:ARG:NH1	2:B:78:GLY:C	3	1.92
(1,37)	1:A:104:ARG:NH1	2:B:78:GLY:CA	3	1.92
(1,37)	1:A:104:ARG:NH1	2:B:78:GLY:H	3	1.92
(1,37)	1:A:104:ARG:NH1	2:B:78:GLY:HA2	3	1.92
(1,37)	1:A:104:ARG:NH1	2:B:78:GLY:HA3	3	1.92
(1,37)	1:A:104:ARG:NH1	2:B:78:GLY:N	3	1.92
(1,37)	1:A:104:ARG:NH1	2:B:78:GLY:O	3	1.92
(1,37)	1:A:104:ARG:NH1	2:B:79:LYS:C	3	1.92
(1,37)	1:A:104:ARG:NH1	2:B:79:LYS:CA	3	1.92
(1,37)	1:A:104:ARG:NH1	2:B:79:LYS:CB	3	1.92
(1,37)	1:A:104:ARG:NH1	2:B:79:LYS:CD	3	1.92
(1,37)	1:A:104:ARG:NH1	2:B:79:LYS:CE	3	1.92
(1,37)	1:A:104:ARG:NH1	2:B:79:LYS:CG	3	1.92
(1,37)	1:A:104:ARG:NH1	2:B:79:LYS:H	3	1.92
(1,37)	1:A:104:ARG:NH1	2:B:79:LYS:HA	3	1.92
(1,37)	1:A:104:ARG:NH1	2:B:79:LYS:HB2	3	1.92
(1,37)	1:A:104:ARG:NH1	2:B:79:LYS:HB3	3	1.92
(1,37)	1:A:104:ARG:NH1	2:B:79:LYS:HD2	3	1.92
(1,37)	1:A:104:ARG:NH1	2:B:79:LYS:HD3	3	1.92
(1,37)	1:A:104:ARG:NH1	2:B:79:LYS:HE2	3	1.92
(1,37)	1:A:104:ARG:NH1	2:B:79:LYS:HE3	3	1.92
(1,37)	1:A:104:ARG:NH1	2:B:79:LYS:HG2	3	1.92
(1,37)	1:A:104:ARG:NH1	2:B:79:LYS:HG3	3	1.92
(1,37)	1:A:104:ARG:NH1	2:B:79:LYS:HZ1	3	1.92
(1,37)	1:A:104:ARG:NH1	2:B:79:LYS:HZ2	3	1.92
(1,37)	1:A:104:ARG:NH1	2:B:79:LYS:HZ3	3	1.92
(1,37)	1:A:104:ARG:NH1	2:B:79:LYS:N	3	1.92
(1,37)	1:A:104:ARG:NH1	2:B:79:LYS:NZ	3	1.92
(1,37)	1:A:104:ARG:NH1	2:B:79:LYS:O	3	1.92

*Continued on next page...*

*Continued from previous page...*

Key	Atom-1	Atom-2	Model ID	Violation (Å)
(1,37)	1:A:104:ARG:NH1	2:B:80:ILE:C	3	1.92
(1,37)	1:A:104:ARG:NH1	2:B:80:ILE:CA	3	1.92
(1,37)	1:A:104:ARG:NH1	2:B:80:ILE:CB	3	1.92
(1,37)	1:A:104:ARG:NH1	2:B:80:ILE:CD1	3	1.92
(1,37)	1:A:104:ARG:NH1	2:B:80:ILE:CG1	3	1.92
(1,37)	1:A:104:ARG:NH1	2:B:80:ILE:CG2	3	1.92
(1,37)	1:A:104:ARG:NH1	2:B:80:ILE:H	3	1.92
(1,37)	1:A:104:ARG:NH1	2:B:80:ILE:HA	3	1.92
(1,37)	1:A:104:ARG:NH1	2:B:80:ILE:HB	3	1.92
(1,37)	1:A:104:ARG:NH1	2:B:80:ILE:HD11	3	1.92
(1,37)	1:A:104:ARG:NH1	2:B:80:ILE:HD12	3	1.92
(1,37)	1:A:104:ARG:NH1	2:B:80:ILE:HD13	3	1.92
(1,37)	1:A:104:ARG:NH1	2:B:80:ILE:HG12	3	1.92
(1,37)	1:A:104:ARG:NH1	2:B:80:ILE:HG13	3	1.92
(1,37)	1:A:104:ARG:NH1	2:B:80:ILE:HG21	3	1.92
(1,37)	1:A:104:ARG:NH1	2:B:80:ILE:HG22	3	1.92
(1,37)	1:A:104:ARG:NH1	2:B:80:ILE:HG23	3	1.92
(1,37)	1:A:104:ARG:NH1	2:B:80:ILE:N	3	1.92
(1,37)	1:A:104:ARG:NH1	2:B:80:ILE:O	3	1.92
(1,37)	1:A:104:ARG:NH1	2:B:84:GLN:C	3	1.92
(1,37)	1:A:104:ARG:NH1	2:B:84:GLN:CA	3	1.92
(1,37)	1:A:104:ARG:NH1	2:B:84:GLN:CB	3	1.92
(1,37)	1:A:104:ARG:NH1	2:B:84:GLN:CD	3	1.92
(1,37)	1:A:104:ARG:NH1	2:B:84:GLN:CG	3	1.92
(1,37)	1:A:104:ARG:NH1	2:B:84:GLN:H	3	1.92
(1,37)	1:A:104:ARG:NH1	2:B:84:GLN:HA	3	1.92
(1,37)	1:A:104:ARG:NH1	2:B:84:GLN:HB2	3	1.92
(1,37)	1:A:104:ARG:NH1	2:B:84:GLN:HB3	3	1.92
(1,37)	1:A:104:ARG:NH1	2:B:84:GLN:HE21	3	1.92
(1,37)	1:A:104:ARG:NH1	2:B:84:GLN:HE22	3	1.92
(1,37)	1:A:104:ARG:NH1	2:B:84:GLN:HG2	3	1.92
(1,37)	1:A:104:ARG:NH1	2:B:84:GLN:HG3	3	1.92
(1,37)	1:A:104:ARG:NH1	2:B:84:GLN:N	3	1.92
(1,37)	1:A:104:ARG:NH1	2:B:84:GLN:NE2	3	1.92
(1,37)	1:A:104:ARG:NH1	2:B:84:GLN:O	3	1.92
(1,37)	1:A:104:ARG:NH1	2:B:84:GLN:OE1	3	1.92
(1,37)	1:A:104:ARG:NH1	2:B:97:THR:C	3	1.92
(1,37)	1:A:104:ARG:NH1	2:B:97:THR:CA	3	1.92
(1,37)	1:A:104:ARG:NH1	2:B:97:THR:CB	3	1.92
(1,37)	1:A:104:ARG:NH1	2:B:97:THR:CG2	3	1.92
(1,37)	1:A:104:ARG:NH1	2:B:97:THR:H	3	1.92
(1,37)	1:A:104:ARG:NH1	2:B:97:THR:HA	3	1.92

*Continued on next page...*

*Continued from previous page...*

Key	Atom-1	Atom-2	Model ID	Violation (Å)
(1,37)	1:A:104:ARG:NH1	2:B:97:THR:HB	3	1.92
(1,37)	1:A:104:ARG:NH1	2:B:97:THR:HG1	3	1.92
(1,37)	1:A:104:ARG:NH1	2:B:97:THR:HG21	3	1.92
(1,37)	1:A:104:ARG:NH1	2:B:97:THR:HG22	3	1.92
(1,37)	1:A:104:ARG:NH1	2:B:97:THR:HG23	3	1.92
(1,37)	1:A:104:ARG:NH1	2:B:97:THR:N	3	1.92
(1,37)	1:A:104:ARG:NH1	2:B:97:THR:O	3	1.92
(1,37)	1:A:104:ARG:NH1	2:B:97:THR:OG1	3	1.92
(1,37)	1:A:104:ARG:NH1	2:B:99:HIS:C	3	1.92
(1,37)	1:A:104:ARG:NH1	2:B:99:HIS:CA	3	1.92
(1,37)	1:A:104:ARG:NH1	2:B:99:HIS:CB	3	1.92
(1,37)	1:A:104:ARG:NH1	2:B:99:HIS:CD2	3	1.92
(1,37)	1:A:104:ARG:NH1	2:B:99:HIS:CE1	3	1.92
(1,37)	1:A:104:ARG:NH1	2:B:99:HIS:CG	3	1.92
(1,37)	1:A:104:ARG:NH1	2:B:99:HIS:H	3	1.92
(1,37)	1:A:104:ARG:NH1	2:B:99:HIS:HA	3	1.92
(1,37)	1:A:104:ARG:NH1	2:B:99:HIS:HB2	3	1.92
(1,37)	1:A:104:ARG:NH1	2:B:99:HIS:HB3	3	1.92
(1,37)	1:A:104:ARG:NH1	2:B:99:HIS:HD1	3	1.92
(1,37)	1:A:104:ARG:NH1	2:B:99:HIS:HD2	3	1.92
(1,37)	1:A:104:ARG:NH1	2:B:99:HIS:HE1	3	1.92
(1,37)	1:A:104:ARG:NH1	2:B:99:HIS:HE2	3	1.92
(1,37)	1:A:104:ARG:NH1	2:B:99:HIS:N	3	1.92
(1,37)	1:A:104:ARG:NH1	2:B:99:HIS:ND1	3	1.92
(1,37)	1:A:104:ARG:NH1	2:B:99:HIS:NE2	3	1.92
(1,37)	1:A:104:ARG:NH1	2:B:99:HIS:O	3	1.92
(1,37)	1:A:104:ARG:NH1	2:B:101:VAL:C	3	1.92
(1,37)	1:A:104:ARG:NH1	2:B:101:VAL:CA	3	1.92
(1,37)	1:A:104:ARG:NH1	2:B:101:VAL:CB	3	1.92
(1,37)	1:A:104:ARG:NH1	2:B:101:VAL:CG1	3	1.92
(1,37)	1:A:104:ARG:NH1	2:B:101:VAL:CG2	3	1.92
(1,37)	1:A:104:ARG:NH1	2:B:101:VAL:H	3	1.92
(1,37)	1:A:104:ARG:NH1	2:B:101:VAL:HA	3	1.92
(1,37)	1:A:104:ARG:NH1	2:B:101:VAL:HB	3	1.92
(1,37)	1:A:104:ARG:NH1	2:B:101:VAL:HG11	3	1.92
(1,37)	1:A:104:ARG:NH1	2:B:101:VAL:HG12	3	1.92
(1,37)	1:A:104:ARG:NH1	2:B:101:VAL:HG13	3	1.92
(1,37)	1:A:104:ARG:NH1	2:B:101:VAL:HG21	3	1.92
(1,37)	1:A:104:ARG:NH1	2:B:101:VAL:HG22	3	1.92
(1,37)	1:A:104:ARG:NH1	2:B:101:VAL:HG23	3	1.92
(1,37)	1:A:104:ARG:NH1	2:B:101:VAL:N	3	1.92
(1,37)	1:A:104:ARG:NH1	2:B:101:VAL:O	3	1.92

*Continued on next page...*

*Continued from previous page...*

Key	Atom-1	Atom-2	Model ID	Violation (Å)
(1,37)	1:A:104:ARG:NH2	2:B:75:ILE:C	3	1.92
(1,37)	1:A:104:ARG:NH2	2:B:75:ILE:CA	3	1.92
(1,37)	1:A:104:ARG:NH2	2:B:75:ILE:CB	3	1.92
(1,37)	1:A:104:ARG:NH2	2:B:75:ILE:CD1	3	1.92
(1,37)	1:A:104:ARG:NH2	2:B:75:ILE:CG1	3	1.92
(1,37)	1:A:104:ARG:NH2	2:B:75:ILE:CG2	3	1.92
(1,37)	1:A:104:ARG:NH2	2:B:75:ILE:H	3	1.92
(1,37)	1:A:104:ARG:NH2	2:B:75:ILE:HA	3	1.92
(1,37)	1:A:104:ARG:NH2	2:B:75:ILE:HB	3	1.92
(1,37)	1:A:104:ARG:NH2	2:B:75:ILE:HD11	3	1.92
(1,37)	1:A:104:ARG:NH2	2:B:75:ILE:HD12	3	1.92
(1,37)	1:A:104:ARG:NH2	2:B:75:ILE:HD13	3	1.92
(1,37)	1:A:104:ARG:NH2	2:B:75:ILE:HG12	3	1.92
(1,37)	1:A:104:ARG:NH2	2:B:75:ILE:HG13	3	1.92
(1,37)	1:A:104:ARG:NH2	2:B:75:ILE:HG21	3	1.92
(1,37)	1:A:104:ARG:NH2	2:B:75:ILE:HG22	3	1.92
(1,37)	1:A:104:ARG:NH2	2:B:75:ILE:HG23	3	1.92
(1,37)	1:A:104:ARG:NH2	2:B:75:ILE:N	3	1.92
(1,37)	1:A:104:ARG:NH2	2:B:75:ILE:O	3	1.92
(1,37)	1:A:104:ARG:NH2	2:B:77:ALA:C	3	1.92
(1,37)	1:A:104:ARG:NH2	2:B:77:ALA:CA	3	1.92
(1,37)	1:A:104:ARG:NH2	2:B:77:ALA:CB	3	1.92
(1,37)	1:A:104:ARG:NH2	2:B:77:ALA:H	3	1.92
(1,37)	1:A:104:ARG:NH2	2:B:77:ALA:HA	3	1.92
(1,37)	1:A:104:ARG:NH2	2:B:77:ALA:HB1	3	1.92
(1,37)	1:A:104:ARG:NH2	2:B:77:ALA:HB2	3	1.92
(1,37)	1:A:104:ARG:NH2	2:B:77:ALA:HB3	3	1.92
(1,37)	1:A:104:ARG:NH2	2:B:77:ALA:N	3	1.92
(1,37)	1:A:104:ARG:NH2	2:B:77:ALA:O	3	1.92
(1,37)	1:A:104:ARG:NH2	2:B:78:GLY:C	3	1.92
(1,37)	1:A:104:ARG:NH2	2:B:78:GLY:CA	3	1.92
(1,37)	1:A:104:ARG:NH2	2:B:78:GLY:H	3	1.92
(1,37)	1:A:104:ARG:NH2	2:B:78:GLY:HA2	3	1.92
(1,37)	1:A:104:ARG:NH2	2:B:78:GLY:HA3	3	1.92
(1,37)	1:A:104:ARG:NH2	2:B:78:GLY:N	3	1.92
(1,37)	1:A:104:ARG:NH2	2:B:78:GLY:O	3	1.92
(1,37)	1:A:104:ARG:NH2	2:B:79:LYS:C	3	1.92
(1,37)	1:A:104:ARG:NH2	2:B:79:LYS:CA	3	1.92
(1,37)	1:A:104:ARG:NH2	2:B:79:LYS:CB	3	1.92
(1,37)	1:A:104:ARG:NH2	2:B:79:LYS:CD	3	1.92
(1,37)	1:A:104:ARG:NH2	2:B:79:LYS:CE	3	1.92
(1,37)	1:A:104:ARG:NH2	2:B:79:LYS:CG	3	1.92

*Continued on next page...*

*Continued from previous page...*

Key	Atom-1	Atom-2	Model ID	Violation (Å)
(1,37)	1:A:104:ARG:NH2	2:B:79:LYS:H	3	1.92
(1,37)	1:A:104:ARG:NH2	2:B:79:LYS:HA	3	1.92
(1,37)	1:A:104:ARG:NH2	2:B:79:LYS:HB2	3	1.92
(1,37)	1:A:104:ARG:NH2	2:B:79:LYS:HB3	3	1.92
(1,37)	1:A:104:ARG:NH2	2:B:79:LYS:HD2	3	1.92
(1,37)	1:A:104:ARG:NH2	2:B:79:LYS:HD3	3	1.92
(1,37)	1:A:104:ARG:NH2	2:B:79:LYS:HE2	3	1.92
(1,37)	1:A:104:ARG:NH2	2:B:79:LYS:HE3	3	1.92
(1,37)	1:A:104:ARG:NH2	2:B:79:LYS:HG2	3	1.92
(1,37)	1:A:104:ARG:NH2	2:B:79:LYS:HG3	3	1.92
(1,37)	1:A:104:ARG:NH2	2:B:79:LYS:HZ1	3	1.92
(1,37)	1:A:104:ARG:NH2	2:B:79:LYS:HZ2	3	1.92
(1,37)	1:A:104:ARG:NH2	2:B:79:LYS:HZ3	3	1.92
(1,37)	1:A:104:ARG:NH2	2:B:79:LYS:N	3	1.92
(1,37)	1:A:104:ARG:NH2	2:B:79:LYS:NZ	3	1.92
(1,37)	1:A:104:ARG:NH2	2:B:79:LYS:O	3	1.92
(1,37)	1:A:104:ARG:NH2	2:B:80:ILE:C	3	1.92
(1,37)	1:A:104:ARG:NH2	2:B:80:ILE:CA	3	1.92
(1,37)	1:A:104:ARG:NH2	2:B:80:ILE:CB	3	1.92
(1,37)	1:A:104:ARG:NH2	2:B:80:ILE:CD1	3	1.92
(1,37)	1:A:104:ARG:NH2	2:B:80:ILE:CG1	3	1.92
(1,37)	1:A:104:ARG:NH2	2:B:80:ILE:CG2	3	1.92
(1,37)	1:A:104:ARG:NH2	2:B:80:ILE:H	3	1.92
(1,37)	1:A:104:ARG:NH2	2:B:80:ILE:HA	3	1.92
(1,37)	1:A:104:ARG:NH2	2:B:80:ILE:HB	3	1.92
(1,37)	1:A:104:ARG:NH2	2:B:80:ILE:HD11	3	1.92
(1,37)	1:A:104:ARG:NH2	2:B:80:ILE:HD12	3	1.92
(1,37)	1:A:104:ARG:NH2	2:B:80:ILE:HD13	3	1.92
(1,37)	1:A:104:ARG:NH2	2:B:80:ILE:HG12	3	1.92
(1,37)	1:A:104:ARG:NH2	2:B:80:ILE:HG13	3	1.92
(1,37)	1:A:104:ARG:NH2	2:B:80:ILE:HG21	3	1.92
(1,37)	1:A:104:ARG:NH2	2:B:80:ILE:HG22	3	1.92
(1,37)	1:A:104:ARG:NH2	2:B:80:ILE:HG23	3	1.92
(1,37)	1:A:104:ARG:NH2	2:B:80:ILE:N	3	1.92
(1,37)	1:A:104:ARG:NH2	2:B:80:ILE:O	3	1.92
(1,37)	1:A:104:ARG:NH2	2:B:84:GLN:C	3	1.92
(1,37)	1:A:104:ARG:NH2	2:B:84:GLN:CA	3	1.92
(1,37)	1:A:104:ARG:NH2	2:B:84:GLN:CB	3	1.92
(1,37)	1:A:104:ARG:NH2	2:B:84:GLN:CD	3	1.92
(1,37)	1:A:104:ARG:NH2	2:B:84:GLN:CG	3	1.92
(1,37)	1:A:104:ARG:NH2	2:B:84:GLN:H	3	1.92
(1,37)	1:A:104:ARG:NH2	2:B:84:GLN:HA	3	1.92

*Continued on next page...*

*Continued from previous page...*

Key	Atom-1	Atom-2	Model ID	Violation (Å)
(1,37)	1:A:104:ARG:NH2	2:B:84:GLN:HB2	3	1.92
(1,37)	1:A:104:ARG:NH2	2:B:84:GLN:HB3	3	1.92
(1,37)	1:A:104:ARG:NH2	2:B:84:GLN:HE21	3	1.92
(1,37)	1:A:104:ARG:NH2	2:B:84:GLN:HE22	3	1.92
(1,37)	1:A:104:ARG:NH2	2:B:84:GLN:HG2	3	1.92
(1,37)	1:A:104:ARG:NH2	2:B:84:GLN:HG3	3	1.92
(1,37)	1:A:104:ARG:NH2	2:B:84:GLN:N	3	1.92
(1,37)	1:A:104:ARG:NH2	2:B:84:GLN:NE2	3	1.92
(1,37)	1:A:104:ARG:NH2	2:B:84:GLN:O	3	1.92
(1,37)	1:A:104:ARG:NH2	2:B:84:GLN:OE1	3	1.92
(1,37)	1:A:104:ARG:NH2	2:B:97:THR:C	3	1.92
(1,37)	1:A:104:ARG:NH2	2:B:97:THR:CA	3	1.92
(1,37)	1:A:104:ARG:NH2	2:B:97:THR:CB	3	1.92
(1,37)	1:A:104:ARG:NH2	2:B:97:THR:CG2	3	1.92
(1,37)	1:A:104:ARG:NH2	2:B:97:THR:H	3	1.92
(1,37)	1:A:104:ARG:NH2	2:B:97:THR:HA	3	1.92
(1,37)	1:A:104:ARG:NH2	2:B:97:THR:HB	3	1.92
(1,37)	1:A:104:ARG:NH2	2:B:97:THR:HG1	3	1.92
(1,37)	1:A:104:ARG:NH2	2:B:97:THR:HG21	3	1.92
(1,37)	1:A:104:ARG:NH2	2:B:97:THR:HG22	3	1.92
(1,37)	1:A:104:ARG:NH2	2:B:97:THR:HG23	3	1.92
(1,37)	1:A:104:ARG:NH2	2:B:97:THR:N	3	1.92
(1,37)	1:A:104:ARG:NH2	2:B:97:THR:O	3	1.92
(1,37)	1:A:104:ARG:NH2	2:B:97:THR:OG1	3	1.92
(1,37)	1:A:104:ARG:NH2	2:B:99:HIS:C	3	1.92
(1,37)	1:A:104:ARG:NH2	2:B:99:HIS:CA	3	1.92
(1,37)	1:A:104:ARG:NH2	2:B:99:HIS:CB	3	1.92
(1,37)	1:A:104:ARG:NH2	2:B:99:HIS:CD2	3	1.92
(1,37)	1:A:104:ARG:NH2	2:B:99:HIS:CE1	3	1.92
(1,37)	1:A:104:ARG:NH2	2:B:99:HIS:CG	3	1.92
(1,37)	1:A:104:ARG:NH2	2:B:99:HIS:H	3	1.92
(1,37)	1:A:104:ARG:NH2	2:B:99:HIS:HA	3	1.92
(1,37)	1:A:104:ARG:NH2	2:B:99:HIS:HB2	3	1.92
(1,37)	1:A:104:ARG:NH2	2:B:99:HIS:HB3	3	1.92
(1,37)	1:A:104:ARG:NH2	2:B:99:HIS:HD1	3	1.92
(1,37)	1:A:104:ARG:NH2	2:B:99:HIS:HD2	3	1.92
(1,37)	1:A:104:ARG:NH2	2:B:99:HIS:HE1	3	1.92
(1,37)	1:A:104:ARG:NH2	2:B:99:HIS:HE2	3	1.92
(1,37)	1:A:104:ARG:NH2	2:B:99:HIS:N	3	1.92
(1,37)	1:A:104:ARG:NH2	2:B:99:HIS:ND1	3	1.92
(1,37)	1:A:104:ARG:NH2	2:B:99:HIS:NE2	3	1.92
(1,37)	1:A:104:ARG:NH2	2:B:99:HIS:O	3	1.92

*Continued on next page...*



*Continued from previous page...*

Key	Atom-1	Atom-2	Model ID	Violation (Å)
(1,37)	1:A:104:ARG:NH2	2:B:101:VAL:C	3	1.92
(1,37)	1:A:104:ARG:NH2	2:B:101:VAL:CA	3	1.92
(1,37)	1:A:104:ARG:NH2	2:B:101:VAL:CB	3	1.92
(1,37)	1:A:104:ARG:NH2	2:B:101:VAL:CG1	3	1.92
(1,37)	1:A:104:ARG:NH2	2:B:101:VAL:CG2	3	1.92
(1,37)	1:A:104:ARG:NH2	2:B:101:VAL:H	3	1.92
(1,37)	1:A:104:ARG:NH2	2:B:101:VAL:HA	3	1.92
(1,37)	1:A:104:ARG:NH2	2:B:101:VAL:HB	3	1.92
(1,37)	1:A:104:ARG:NH2	2:B:101:VAL:HG11	3	1.92
(1,37)	1:A:104:ARG:NH2	2:B:101:VAL:HG12	3	1.92
(1,37)	1:A:104:ARG:NH2	2:B:101:VAL:HG13	3	1.92
(1,37)	1:A:104:ARG:NH2	2:B:101:VAL:HG21	3	1.92
(1,37)	1:A:104:ARG:NH2	2:B:101:VAL:HG22	3	1.92
(1,37)	1:A:104:ARG:NH2	2:B:101:VAL:HG23	3	1.92
(1,37)	1:A:104:ARG:NH2	2:B:101:VAL:N	3	1.92
(1,37)	1:A:104:ARG:NH2	2:B:101:VAL:O	3	1.92
(1,37)	1:A:104:ARG:O	2:B:75:ILE:C	3	1.92
(1,37)	1:A:104:ARG:O	2:B:75:ILE:CA	3	1.92
(1,37)	1:A:104:ARG:O	2:B:75:ILE:CB	3	1.92
(1,37)	1:A:104:ARG:O	2:B:75:ILE:CD1	3	1.92
(1,37)	1:A:104:ARG:O	2:B:75:ILE:CG1	3	1.92
(1,37)	1:A:104:ARG:O	2:B:75:ILE:CG2	3	1.92
(1,37)	1:A:104:ARG:O	2:B:75:ILE:H	3	1.92
(1,37)	1:A:104:ARG:O	2:B:75:ILE:HA	3	1.92
(1,37)	1:A:104:ARG:O	2:B:75:ILE:HB	3	1.92
(1,37)	1:A:104:ARG:O	2:B:75:ILE:HD11	3	1.92
(1,37)	1:A:104:ARG:O	2:B:75:ILE:HD12	3	1.92
(1,37)	1:A:104:ARG:O	2:B:75:ILE:HD13	3	1.92
(1,37)	1:A:104:ARG:O	2:B:75:ILE:HG12	3	1.92
(1,37)	1:A:104:ARG:O	2:B:75:ILE:HG13	3	1.92
(1,37)	1:A:104:ARG:O	2:B:75:ILE:HG21	3	1.92
(1,37)	1:A:104:ARG:O	2:B:75:ILE:HG22	3	1.92
(1,37)	1:A:104:ARG:O	2:B:75:ILE:HG23	3	1.92
(1,37)	1:A:104:ARG:O	2:B:75:ILE:N	3	1.92
(1,37)	1:A:104:ARG:O	2:B:75:ILE:O	3	1.92
(1,37)	1:A:104:ARG:O	2:B:77:ALA:C	3	1.92
(1,37)	1:A:104:ARG:O	2:B:77:ALA:CA	3	1.92
(1,37)	1:A:104:ARG:O	2:B:77:ALA:CB	3	1.92
(1,37)	1:A:104:ARG:O	2:B:77:ALA:H	3	1.92
(1,37)	1:A:104:ARG:O	2:B:77:ALA:HA	3	1.92
(1,37)	1:A:104:ARG:O	2:B:77:ALA:HB1	3	1.92
(1,37)	1:A:104:ARG:O	2:B:77:ALA:HB2	3	1.92

*Continued on next page...*

*Continued from previous page...*

Key	Atom-1	Atom-2	Model ID	Violation (Å)
(1,37)	1:A:104:ARG:O	2:B:77:ALA:HB3	3	1.92
(1,37)	1:A:104:ARG:O	2:B:77:ALA:N	3	1.92
(1,37)	1:A:104:ARG:O	2:B:77:ALA:O	3	1.92
(1,37)	1:A:104:ARG:O	2:B:78:GLY:C	3	1.92
(1,37)	1:A:104:ARG:O	2:B:78:GLY:CA	3	1.92
(1,37)	1:A:104:ARG:O	2:B:78:GLY:H	3	1.92
(1,37)	1:A:104:ARG:O	2:B:78:GLY:HA2	3	1.92
(1,37)	1:A:104:ARG:O	2:B:78:GLY:HA3	3	1.92
(1,37)	1:A:104:ARG:O	2:B:78:GLY:N	3	1.92
(1,37)	1:A:104:ARG:O	2:B:78:GLY:O	3	1.92
(1,37)	1:A:104:ARG:O	2:B:79:LYS:C	3	1.92
(1,37)	1:A:104:ARG:O	2:B:79:LYS:CA	3	1.92
(1,37)	1:A:104:ARG:O	2:B:79:LYS:CB	3	1.92
(1,37)	1:A:104:ARG:O	2:B:79:LYS:CD	3	1.92
(1,37)	1:A:104:ARG:O	2:B:79:LYS:CE	3	1.92
(1,37)	1:A:104:ARG:O	2:B:79:LYS:CG	3	1.92
(1,37)	1:A:104:ARG:O	2:B:79:LYS:H	3	1.92
(1,37)	1:A:104:ARG:O	2:B:79:LYS:HA	3	1.92
(1,37)	1:A:104:ARG:O	2:B:79:LYS:HB2	3	1.92
(1,37)	1:A:104:ARG:O	2:B:79:LYS:HB3	3	1.92
(1,37)	1:A:104:ARG:O	2:B:79:LYS:HD2	3	1.92
(1,37)	1:A:104:ARG:O	2:B:79:LYS:HD3	3	1.92
(1,37)	1:A:104:ARG:O	2:B:79:LYS:HE2	3	1.92
(1,37)	1:A:104:ARG:O	2:B:79:LYS:HE3	3	1.92
(1,37)	1:A:104:ARG:O	2:B:79:LYS:HG2	3	1.92
(1,37)	1:A:104:ARG:O	2:B:79:LYS:HG3	3	1.92
(1,37)	1:A:104:ARG:O	2:B:79:LYS:HZ1	3	1.92
(1,37)	1:A:104:ARG:O	2:B:79:LYS:HZ2	3	1.92
(1,37)	1:A:104:ARG:O	2:B:79:LYS:HZ3	3	1.92
(1,37)	1:A:104:ARG:O	2:B:79:LYS:N	3	1.92
(1,37)	1:A:104:ARG:O	2:B:79:LYS:NZ	3	1.92
(1,37)	1:A:104:ARG:O	2:B:79:LYS:O	3	1.92
(1,37)	1:A:104:ARG:O	2:B:80:ILE:C	3	1.92
(1,37)	1:A:104:ARG:O	2:B:80:ILE:CA	3	1.92
(1,37)	1:A:104:ARG:O	2:B:80:ILE:CB	3	1.92
(1,37)	1:A:104:ARG:O	2:B:80:ILE:CD1	3	1.92
(1,37)	1:A:104:ARG:O	2:B:80:ILE:CG1	3	1.92
(1,37)	1:A:104:ARG:O	2:B:80:ILE:CG2	3	1.92
(1,37)	1:A:104:ARG:O	2:B:80:ILE:H	3	1.92
(1,37)	1:A:104:ARG:O	2:B:80:ILE:HA	3	1.92
(1,37)	1:A:104:ARG:O	2:B:80:ILE:HB	3	1.92
(1,37)	1:A:104:ARG:O	2:B:80:ILE:HD11	3	1.92

*Continued on next page...*

*Continued from previous page...*

Key	Atom-1	Atom-2	Model ID	Violation (Å)
(1,37)	1:A:104:ARG:O	2:B:80:ILE:HD12	3	1.92
(1,37)	1:A:104:ARG:O	2:B:80:ILE:HD13	3	1.92
(1,37)	1:A:104:ARG:O	2:B:80:ILE:HG12	3	1.92
(1,37)	1:A:104:ARG:O	2:B:80:ILE:HG13	3	1.92
(1,37)	1:A:104:ARG:O	2:B:80:ILE:HG21	3	1.92
(1,37)	1:A:104:ARG:O	2:B:80:ILE:HG22	3	1.92
(1,37)	1:A:104:ARG:O	2:B:80:ILE:HG23	3	1.92
(1,37)	1:A:104:ARG:O	2:B:80:ILE:N	3	1.92
(1,37)	1:A:104:ARG:O	2:B:80:ILE:O	3	1.92
(1,37)	1:A:104:ARG:O	2:B:84:GLN:C	3	1.92
(1,37)	1:A:104:ARG:O	2:B:84:GLN:CA	3	1.92
(1,37)	1:A:104:ARG:O	2:B:84:GLN:CB	3	1.92
(1,37)	1:A:104:ARG:O	2:B:84:GLN:CD	3	1.92
(1,37)	1:A:104:ARG:O	2:B:84:GLN:CG	3	1.92
(1,37)	1:A:104:ARG:O	2:B:84:GLN:H	3	1.92
(1,37)	1:A:104:ARG:O	2:B:84:GLN:HA	3	1.92
(1,37)	1:A:104:ARG:O	2:B:84:GLN:HB2	3	1.92
(1,37)	1:A:104:ARG:O	2:B:84:GLN:HB3	3	1.92
(1,37)	1:A:104:ARG:O	2:B:84:GLN:HE21	3	1.92
(1,37)	1:A:104:ARG:O	2:B:84:GLN:HE22	3	1.92
(1,37)	1:A:104:ARG:O	2:B:84:GLN:HG2	3	1.92
(1,37)	1:A:104:ARG:O	2:B:84:GLN:HG3	3	1.92
(1,37)	1:A:104:ARG:O	2:B:84:GLN:N	3	1.92
(1,37)	1:A:104:ARG:O	2:B:84:GLN:NE2	3	1.92
(1,37)	1:A:104:ARG:O	2:B:84:GLN:O	3	1.92
(1,37)	1:A:104:ARG:O	2:B:84:GLN:OE1	3	1.92
(1,37)	1:A:104:ARG:O	2:B:97:THR:C	3	1.92
(1,37)	1:A:104:ARG:O	2:B:97:THR:CA	3	1.92
(1,37)	1:A:104:ARG:O	2:B:97:THR:CB	3	1.92
(1,37)	1:A:104:ARG:O	2:B:97:THR:CG2	3	1.92
(1,37)	1:A:104:ARG:O	2:B:97:THR:H	3	1.92
(1,37)	1:A:104:ARG:O	2:B:97:THR:HA	3	1.92
(1,37)	1:A:104:ARG:O	2:B:97:THR:HB	3	1.92
(1,37)	1:A:104:ARG:O	2:B:97:THR:HG1	3	1.92
(1,37)	1:A:104:ARG:O	2:B:97:THR:HG21	3	1.92
(1,37)	1:A:104:ARG:O	2:B:97:THR:HG22	3	1.92
(1,37)	1:A:104:ARG:O	2:B:97:THR:HG23	3	1.92
(1,37)	1:A:104:ARG:O	2:B:97:THR:N	3	1.92
(1,37)	1:A:104:ARG:O	2:B:97:THR:O	3	1.92
(1,37)	1:A:104:ARG:O	2:B:97:THR:OG1	3	1.92
(1,37)	1:A:104:ARG:O	2:B:99:HIS:C	3	1.92
(1,37)	1:A:104:ARG:O	2:B:99:HIS:CA	3	1.92

*Continued on next page...*

*Continued from previous page...*

Key	Atom-1	Atom-2	Model ID	Violation (Å)
(1,37)	1:A:104:ARG:O	2:B:99:HIS:CB	3	1.92
(1,37)	1:A:104:ARG:O	2:B:99:HIS:CD2	3	1.92
(1,37)	1:A:104:ARG:O	2:B:99:HIS:CE1	3	1.92
(1,37)	1:A:104:ARG:O	2:B:99:HIS:CG	3	1.92
(1,37)	1:A:104:ARG:O	2:B:99:HIS:H	3	1.92
(1,37)	1:A:104:ARG:O	2:B:99:HIS:HA	3	1.92
(1,37)	1:A:104:ARG:O	2:B:99:HIS:HB2	3	1.92
(1,37)	1:A:104:ARG:O	2:B:99:HIS:HB3	3	1.92
(1,37)	1:A:104:ARG:O	2:B:99:HIS:HD1	3	1.92
(1,37)	1:A:104:ARG:O	2:B:99:HIS:HD2	3	1.92
(1,37)	1:A:104:ARG:O	2:B:99:HIS:HE1	3	1.92
(1,37)	1:A:104:ARG:O	2:B:99:HIS:HE2	3	1.92
(1,37)	1:A:104:ARG:O	2:B:99:HIS:N	3	1.92
(1,37)	1:A:104:ARG:O	2:B:99:HIS:ND1	3	1.92
(1,37)	1:A:104:ARG:O	2:B:99:HIS:NE2	3	1.92
(1,37)	1:A:104:ARG:O	2:B:99:HIS:O	3	1.92
(1,37)	1:A:104:ARG:O	2:B:101:VAL:C	3	1.92
(1,37)	1:A:104:ARG:O	2:B:101:VAL:CA	3	1.92
(1,37)	1:A:104:ARG:O	2:B:101:VAL:CB	3	1.92
(1,37)	1:A:104:ARG:O	2:B:101:VAL:CG1	3	1.92
(1,37)	1:A:104:ARG:O	2:B:101:VAL:CG2	3	1.92
(1,37)	1:A:104:ARG:O	2:B:101:VAL:H	3	1.92
(1,37)	1:A:104:ARG:O	2:B:101:VAL:HA	3	1.92
(1,37)	1:A:104:ARG:O	2:B:101:VAL:HB	3	1.92
(1,37)	1:A:104:ARG:O	2:B:101:VAL:HG11	3	1.92
(1,37)	1:A:104:ARG:O	2:B:101:VAL:HG12	3	1.92
(1,37)	1:A:104:ARG:O	2:B:101:VAL:HG13	3	1.92
(1,37)	1:A:104:ARG:O	2:B:101:VAL:HG21	3	1.92
(1,37)	1:A:104:ARG:O	2:B:101:VAL:HG22	3	1.92
(1,37)	1:A:104:ARG:O	2:B:101:VAL:HG23	3	1.92
(1,37)	1:A:104:ARG:O	2:B:101:VAL:N	3	1.92
(1,37)	1:A:104:ARG:O	2:B:101:VAL:O	3	1.92
(1,37)	1:A:104:ARG:C	2:B:75:ILE:C	7	1.92
(1,37)	1:A:104:ARG:C	2:B:75:ILE:CA	7	1.92
(1,37)	1:A:104:ARG:C	2:B:75:ILE:CB	7	1.92
(1,37)	1:A:104:ARG:C	2:B:75:ILE:CD1	7	1.92
(1,37)	1:A:104:ARG:C	2:B:75:ILE:CG1	7	1.92
(1,37)	1:A:104:ARG:C	2:B:75:ILE:CG2	7	1.92
(1,37)	1:A:104:ARG:C	2:B:75:ILE:H	7	1.92
(1,37)	1:A:104:ARG:C	2:B:75:ILE:HA	7	1.92
(1,37)	1:A:104:ARG:C	2:B:75:ILE:HB	7	1.92
(1,37)	1:A:104:ARG:C	2:B:75:ILE:HD11	7	1.92

*Continued on next page...*

*Continued from previous page...*

Key	Atom-1	Atom-2	Model ID	Violation (Å)
(1,37)	1:A:104:ARG:C	2:B:75:ILE:HD12	7	1.92
(1,37)	1:A:104:ARG:C	2:B:75:ILE:HD13	7	1.92
(1,37)	1:A:104:ARG:C	2:B:75:ILE:HG12	7	1.92
(1,37)	1:A:104:ARG:C	2:B:75:ILE:HG13	7	1.92
(1,37)	1:A:104:ARG:C	2:B:75:ILE:HG21	7	1.92
(1,37)	1:A:104:ARG:C	2:B:75:ILE:HG22	7	1.92
(1,37)	1:A:104:ARG:C	2:B:75:ILE:HG23	7	1.92
(1,37)	1:A:104:ARG:C	2:B:75:ILE:N	7	1.92
(1,37)	1:A:104:ARG:C	2:B:75:ILE:O	7	1.92
(1,37)	1:A:104:ARG:C	2:B:77:ALA:C	7	1.92
(1,37)	1:A:104:ARG:C	2:B:77:ALA:CA	7	1.92
(1,37)	1:A:104:ARG:C	2:B:77:ALA:CB	7	1.92
(1,37)	1:A:104:ARG:C	2:B:77:ALA:H	7	1.92
(1,37)	1:A:104:ARG:C	2:B:77:ALA:HA	7	1.92
(1,37)	1:A:104:ARG:C	2:B:77:ALA:HB1	7	1.92
(1,37)	1:A:104:ARG:C	2:B:77:ALA:HB2	7	1.92
(1,37)	1:A:104:ARG:C	2:B:77:ALA:HB3	7	1.92
(1,37)	1:A:104:ARG:C	2:B:77:ALA:N	7	1.92
(1,37)	1:A:104:ARG:C	2:B:77:ALA:O	7	1.92
(1,37)	1:A:104:ARG:C	2:B:78:GLY:C	7	1.92
(1,37)	1:A:104:ARG:C	2:B:78:GLY:CA	7	1.92
(1,37)	1:A:104:ARG:C	2:B:78:GLY:H	7	1.92
(1,37)	1:A:104:ARG:C	2:B:78:GLY:HA2	7	1.92
(1,37)	1:A:104:ARG:C	2:B:78:GLY:HA3	7	1.92
(1,37)	1:A:104:ARG:C	2:B:78:GLY:N	7	1.92
(1,37)	1:A:104:ARG:C	2:B:78:GLY:O	7	1.92
(1,37)	1:A:104:ARG:C	2:B:79:LYS:C	7	1.92
(1,37)	1:A:104:ARG:C	2:B:79:LYS:CA	7	1.92
(1,37)	1:A:104:ARG:C	2:B:79:LYS:CB	7	1.92
(1,37)	1:A:104:ARG:C	2:B:79:LYS:CD	7	1.92
(1,37)	1:A:104:ARG:C	2:B:79:LYS:CE	7	1.92
(1,37)	1:A:104:ARG:C	2:B:79:LYS:CG	7	1.92
(1,37)	1:A:104:ARG:C	2:B:79:LYS:H	7	1.92
(1,37)	1:A:104:ARG:C	2:B:79:LYS:HA	7	1.92
(1,37)	1:A:104:ARG:C	2:B:79:LYS:HB2	7	1.92
(1,37)	1:A:104:ARG:C	2:B:79:LYS:HB3	7	1.92
(1,37)	1:A:104:ARG:C	2:B:79:LYS:HD2	7	1.92
(1,37)	1:A:104:ARG:C	2:B:79:LYS:HD3	7	1.92
(1,37)	1:A:104:ARG:C	2:B:79:LYS:HE2	7	1.92
(1,37)	1:A:104:ARG:C	2:B:79:LYS:HE3	7	1.92
(1,37)	1:A:104:ARG:C	2:B:79:LYS:HG2	7	1.92
(1,37)	1:A:104:ARG:C	2:B:79:LYS:HG3	7	1.92

*Continued on next page...*

*Continued from previous page...*

Key	Atom-1	Atom-2	Model ID	Violation (Å)
(1,37)	1:A:104:ARG:C	2:B:79:LYS:HZ1	7	1.92
(1,37)	1:A:104:ARG:C	2:B:79:LYS:HZ2	7	1.92
(1,37)	1:A:104:ARG:C	2:B:79:LYS:HZ3	7	1.92
(1,37)	1:A:104:ARG:C	2:B:79:LYS:N	7	1.92
(1,37)	1:A:104:ARG:C	2:B:79:LYS:NZ	7	1.92
(1,37)	1:A:104:ARG:C	2:B:79:LYS:O	7	1.92
(1,37)	1:A:104:ARG:C	2:B:80:ILE:C	7	1.92
(1,37)	1:A:104:ARG:C	2:B:80:ILE:CA	7	1.92
(1,37)	1:A:104:ARG:C	2:B:80:ILE:CB	7	1.92
(1,37)	1:A:104:ARG:C	2:B:80:ILE:CD1	7	1.92
(1,37)	1:A:104:ARG:C	2:B:80:ILE:CG1	7	1.92
(1,37)	1:A:104:ARG:C	2:B:80:ILE:CG2	7	1.92
(1,37)	1:A:104:ARG:C	2:B:80:ILE:H	7	1.92
(1,37)	1:A:104:ARG:C	2:B:80:ILE:HA	7	1.92
(1,37)	1:A:104:ARG:C	2:B:80:ILE:HB	7	1.92
(1,37)	1:A:104:ARG:C	2:B:80:ILE:HD11	7	1.92
(1,37)	1:A:104:ARG:C	2:B:80:ILE:HD12	7	1.92
(1,37)	1:A:104:ARG:C	2:B:80:ILE:HD13	7	1.92
(1,37)	1:A:104:ARG:C	2:B:80:ILE:HG12	7	1.92
(1,37)	1:A:104:ARG:C	2:B:80:ILE:HG13	7	1.92
(1,37)	1:A:104:ARG:C	2:B:80:ILE:HG21	7	1.92
(1,37)	1:A:104:ARG:C	2:B:80:ILE:HG22	7	1.92
(1,37)	1:A:104:ARG:C	2:B:80:ILE:HG23	7	1.92
(1,37)	1:A:104:ARG:C	2:B:80:ILE:N	7	1.92
(1,37)	1:A:104:ARG:C	2:B:80:ILE:O	7	1.92
(1,37)	1:A:104:ARG:C	2:B:84:GLN:C	7	1.92
(1,37)	1:A:104:ARG:C	2:B:84:GLN:CA	7	1.92
(1,37)	1:A:104:ARG:C	2:B:84:GLN:CB	7	1.92
(1,37)	1:A:104:ARG:C	2:B:84:GLN:CD	7	1.92
(1,37)	1:A:104:ARG:C	2:B:84:GLN:CG	7	1.92
(1,37)	1:A:104:ARG:C	2:B:84:GLN:H	7	1.92
(1,37)	1:A:104:ARG:C	2:B:84:GLN:HA	7	1.92
(1,37)	1:A:104:ARG:C	2:B:84:GLN:HB2	7	1.92
(1,37)	1:A:104:ARG:C	2:B:84:GLN:HB3	7	1.92
(1,37)	1:A:104:ARG:C	2:B:84:GLN:HE21	7	1.92
(1,37)	1:A:104:ARG:C	2:B:84:GLN:HE22	7	1.92
(1,37)	1:A:104:ARG:C	2:B:84:GLN:HG2	7	1.92
(1,37)	1:A:104:ARG:C	2:B:84:GLN:HG3	7	1.92
(1,37)	1:A:104:ARG:C	2:B:84:GLN:N	7	1.92
(1,37)	1:A:104:ARG:C	2:B:84:GLN:NE2	7	1.92
(1,37)	1:A:104:ARG:C	2:B:84:GLN:O	7	1.92
(1,37)	1:A:104:ARG:C	2:B:84:GLN:OE1	7	1.92

*Continued on next page...*

*Continued from previous page...*

Key	Atom-1	Atom-2	Model ID	Violation (Å)
(1,37)	1:A:104:ARG:C	2:B:97:THR:C	7	1.92
(1,37)	1:A:104:ARG:C	2:B:97:THR:CA	7	1.92
(1,37)	1:A:104:ARG:C	2:B:97:THR:CB	7	1.92
(1,37)	1:A:104:ARG:C	2:B:97:THR:CG2	7	1.92
(1,37)	1:A:104:ARG:C	2:B:97:THR:H	7	1.92
(1,37)	1:A:104:ARG:C	2:B:97:THR:HA	7	1.92
(1,37)	1:A:104:ARG:C	2:B:97:THR:HB	7	1.92
(1,37)	1:A:104:ARG:C	2:B:97:THR:HG1	7	1.92
(1,37)	1:A:104:ARG:C	2:B:97:THR:HG21	7	1.92
(1,37)	1:A:104:ARG:C	2:B:97:THR:HG22	7	1.92
(1,37)	1:A:104:ARG:C	2:B:97:THR:HG23	7	1.92
(1,37)	1:A:104:ARG:C	2:B:97:THR:N	7	1.92
(1,37)	1:A:104:ARG:C	2:B:97:THR:O	7	1.92
(1,37)	1:A:104:ARG:C	2:B:97:THR:OG1	7	1.92
(1,37)	1:A:104:ARG:C	2:B:99:HIS:C	7	1.92
(1,37)	1:A:104:ARG:C	2:B:99:HIS:CA	7	1.92
(1,37)	1:A:104:ARG:C	2:B:99:HIS:CB	7	1.92
(1,37)	1:A:104:ARG:C	2:B:99:HIS:CD2	7	1.92
(1,37)	1:A:104:ARG:C	2:B:99:HIS:CE1	7	1.92
(1,37)	1:A:104:ARG:C	2:B:99:HIS:CG	7	1.92
(1,37)	1:A:104:ARG:C	2:B:99:HIS:H	7	1.92
(1,37)	1:A:104:ARG:C	2:B:99:HIS:HA	7	1.92
(1,37)	1:A:104:ARG:C	2:B:99:HIS:HB2	7	1.92
(1,37)	1:A:104:ARG:C	2:B:99:HIS:HB3	7	1.92
(1,37)	1:A:104:ARG:C	2:B:99:HIS:HD1	7	1.92
(1,37)	1:A:104:ARG:C	2:B:99:HIS:HD2	7	1.92
(1,37)	1:A:104:ARG:C	2:B:99:HIS:HE1	7	1.92
(1,37)	1:A:104:ARG:C	2:B:99:HIS:HE2	7	1.92
(1,37)	1:A:104:ARG:C	2:B:99:HIS:N	7	1.92
(1,37)	1:A:104:ARG:C	2:B:99:HIS:ND1	7	1.92
(1,37)	1:A:104:ARG:C	2:B:99:HIS:NE2	7	1.92
(1,37)	1:A:104:ARG:C	2:B:99:HIS:O	7	1.92
(1,37)	1:A:104:ARG:C	2:B:101:VAL:C	7	1.92
(1,37)	1:A:104:ARG:C	2:B:101:VAL:CA	7	1.92
(1,37)	1:A:104:ARG:C	2:B:101:VAL:CB	7	1.92
(1,37)	1:A:104:ARG:C	2:B:101:VAL:CG1	7	1.92
(1,37)	1:A:104:ARG:C	2:B:101:VAL:CG2	7	1.92
(1,37)	1:A:104:ARG:C	2:B:101:VAL:H	7	1.92
(1,37)	1:A:104:ARG:C	2:B:101:VAL:HA	7	1.92
(1,37)	1:A:104:ARG:C	2:B:101:VAL:HB	7	1.92
(1,37)	1:A:104:ARG:C	2:B:101:VAL:HG11	7	1.92
(1,37)	1:A:104:ARG:C	2:B:101:VAL:HG12	7	1.92

*Continued on next page...*

*Continued from previous page...*

Key	Atom-1	Atom-2	Model ID	Violation (Å)
(1,37)	1:A:104:ARG:C	2:B:101:VAL:HG13	7	1.92
(1,37)	1:A:104:ARG:C	2:B:101:VAL:HG21	7	1.92
(1,37)	1:A:104:ARG:C	2:B:101:VAL:HG22	7	1.92
(1,37)	1:A:104:ARG:C	2:B:101:VAL:HG23	7	1.92
(1,37)	1:A:104:ARG:C	2:B:101:VAL:N	7	1.92
(1,37)	1:A:104:ARG:C	2:B:101:VAL:O	7	1.92
(1,37)	1:A:104:ARG:CA	2:B:75:ILE:C	7	1.92
(1,37)	1:A:104:ARG:CA	2:B:75:ILE:CA	7	1.92
(1,37)	1:A:104:ARG:CA	2:B:75:ILE:CB	7	1.92
(1,37)	1:A:104:ARG:CA	2:B:75:ILE:CD1	7	1.92
(1,37)	1:A:104:ARG:CA	2:B:75:ILE:CG1	7	1.92
(1,37)	1:A:104:ARG:CA	2:B:75:ILE:CG2	7	1.92
(1,37)	1:A:104:ARG:CA	2:B:75:ILE:H	7	1.92
(1,37)	1:A:104:ARG:CA	2:B:75:ILE:HA	7	1.92
(1,37)	1:A:104:ARG:CA	2:B:75:ILE:HB	7	1.92
(1,37)	1:A:104:ARG:CA	2:B:75:ILE:HD11	7	1.92
(1,37)	1:A:104:ARG:CA	2:B:75:ILE:HD12	7	1.92
(1,37)	1:A:104:ARG:CA	2:B:75:ILE:HD13	7	1.92
(1,37)	1:A:104:ARG:CA	2:B:75:ILE:HG12	7	1.92
(1,37)	1:A:104:ARG:CA	2:B:75:ILE:HG13	7	1.92
(1,37)	1:A:104:ARG:CA	2:B:75:ILE:HG21	7	1.92
(1,37)	1:A:104:ARG:CA	2:B:75:ILE:HG22	7	1.92
(1,37)	1:A:104:ARG:CA	2:B:75:ILE:HG23	7	1.92
(1,37)	1:A:104:ARG:CA	2:B:75:ILE:N	7	1.92
(1,37)	1:A:104:ARG:CA	2:B:75:ILE:O	7	1.92
(1,37)	1:A:104:ARG:CA	2:B:77:ALA:C	7	1.92
(1,37)	1:A:104:ARG:CA	2:B:77:ALA:CA	7	1.92
(1,37)	1:A:104:ARG:CA	2:B:77:ALA:CB	7	1.92
(1,37)	1:A:104:ARG:CA	2:B:77:ALA:H	7	1.92
(1,37)	1:A:104:ARG:CA	2:B:77:ALA:HA	7	1.92
(1,37)	1:A:104:ARG:CA	2:B:77:ALA:HB1	7	1.92
(1,37)	1:A:104:ARG:CA	2:B:77:ALA:HB2	7	1.92
(1,37)	1:A:104:ARG:CA	2:B:77:ALA:HB3	7	1.92
(1,37)	1:A:104:ARG:CA	2:B:77:ALA:N	7	1.92
(1,37)	1:A:104:ARG:CA	2:B:77:ALA:O	7	1.92
(1,37)	1:A:104:ARG:CA	2:B:78:GLY:C	7	1.92
(1,37)	1:A:104:ARG:CA	2:B:78:GLY:CA	7	1.92
(1,37)	1:A:104:ARG:CA	2:B:78:GLY:H	7	1.92
(1,37)	1:A:104:ARG:CA	2:B:78:GLY:HA2	7	1.92
(1,37)	1:A:104:ARG:CA	2:B:78:GLY:HA3	7	1.92
(1,37)	1:A:104:ARG:CA	2:B:78:GLY:N	7	1.92
(1,37)	1:A:104:ARG:CA	2:B:78:GLY:O	7	1.92

*Continued on next page...*



*Continued from previous page...*

Key	Atom-1	Atom-2	Model ID	Violation (Å)
(1,37)	1:A:104:ARG:CA	2:B:79:LYS:C	7	1.92
(1,37)	1:A:104:ARG:CA	2:B:79:LYS:CA	7	1.92
(1,37)	1:A:104:ARG:CA	2:B:79:LYS:CB	7	1.92
(1,37)	1:A:104:ARG:CA	2:B:79:LYS:CD	7	1.92
(1,37)	1:A:104:ARG:CA	2:B:79:LYS:CE	7	1.92
(1,37)	1:A:104:ARG:CA	2:B:79:LYS:CG	7	1.92
(1,37)	1:A:104:ARG:CA	2:B:79:LYS:H	7	1.92
(1,37)	1:A:104:ARG:CA	2:B:79:LYS:HA	7	1.92
(1,37)	1:A:104:ARG:CA	2:B:79:LYS:HB2	7	1.92
(1,37)	1:A:104:ARG:CA	2:B:79:LYS:HB3	7	1.92
(1,37)	1:A:104:ARG:CA	2:B:79:LYS:HD2	7	1.92
(1,37)	1:A:104:ARG:CA	2:B:79:LYS:HD3	7	1.92
(1,37)	1:A:104:ARG:CA	2:B:79:LYS:HE2	7	1.92
(1,37)	1:A:104:ARG:CA	2:B:79:LYS:HE3	7	1.92
(1,37)	1:A:104:ARG:CA	2:B:79:LYS:HG2	7	1.92
(1,37)	1:A:104:ARG:CA	2:B:79:LYS:HG3	7	1.92
(1,37)	1:A:104:ARG:CA	2:B:79:LYS:HZ1	7	1.92
(1,37)	1:A:104:ARG:CA	2:B:79:LYS:HZ2	7	1.92
(1,37)	1:A:104:ARG:CA	2:B:79:LYS:HZ3	7	1.92
(1,37)	1:A:104:ARG:CA	2:B:79:LYS:N	7	1.92
(1,37)	1:A:104:ARG:CA	2:B:79:LYS:NZ	7	1.92
(1,37)	1:A:104:ARG:CA	2:B:79:LYS:O	7	1.92
(1,37)	1:A:104:ARG:CA	2:B:80:ILE:C	7	1.92
(1,37)	1:A:104:ARG:CA	2:B:80:ILE:CA	7	1.92
(1,37)	1:A:104:ARG:CA	2:B:80:ILE:CB	7	1.92
(1,37)	1:A:104:ARG:CA	2:B:80:ILE:CD1	7	1.92
(1,37)	1:A:104:ARG:CA	2:B:80:ILE:CG1	7	1.92
(1,37)	1:A:104:ARG:CA	2:B:80:ILE:CG2	7	1.92
(1,37)	1:A:104:ARG:CA	2:B:80:ILE:H	7	1.92
(1,37)	1:A:104:ARG:CA	2:B:80:ILE:HA	7	1.92
(1,37)	1:A:104:ARG:CA	2:B:80:ILE:HB	7	1.92
(1,37)	1:A:104:ARG:CA	2:B:80:ILE:HD11	7	1.92
(1,37)	1:A:104:ARG:CA	2:B:80:ILE:HD12	7	1.92
(1,37)	1:A:104:ARG:CA	2:B:80:ILE:HD13	7	1.92
(1,37)	1:A:104:ARG:CA	2:B:80:ILE:HG12	7	1.92
(1,37)	1:A:104:ARG:CA	2:B:80:ILE:HG13	7	1.92
(1,37)	1:A:104:ARG:CA	2:B:80:ILE:HG21	7	1.92
(1,37)	1:A:104:ARG:CA	2:B:80:ILE:HG22	7	1.92
(1,37)	1:A:104:ARG:CA	2:B:80:ILE:HG23	7	1.92
(1,37)	1:A:104:ARG:CA	2:B:80:ILE:N	7	1.92
(1,37)	1:A:104:ARG:CA	2:B:80:ILE:O	7	1.92
(1,37)	1:A:104:ARG:CA	2:B:84:GLN:C	7	1.92

*Continued on next page...*

*Continued from previous page...*

Key	Atom-1	Atom-2	Model ID	Violation (Å)
(1,37)	1:A:104:ARG:CA	2:B:84:GLN:CA	7	1.92
(1,37)	1:A:104:ARG:CA	2:B:84:GLN:CB	7	1.92
(1,37)	1:A:104:ARG:CA	2:B:84:GLN:CD	7	1.92
(1,37)	1:A:104:ARG:CA	2:B:84:GLN:CG	7	1.92
(1,37)	1:A:104:ARG:CA	2:B:84:GLN:H	7	1.92
(1,37)	1:A:104:ARG:CA	2:B:84:GLN:HA	7	1.92
(1,37)	1:A:104:ARG:CA	2:B:84:GLN:HB2	7	1.92
(1,37)	1:A:104:ARG:CA	2:B:84:GLN:HB3	7	1.92
(1,37)	1:A:104:ARG:CA	2:B:84:GLN:HE21	7	1.92
(1,37)	1:A:104:ARG:CA	2:B:84:GLN:HE22	7	1.92
(1,37)	1:A:104:ARG:CA	2:B:84:GLN:HG2	7	1.92
(1,37)	1:A:104:ARG:CA	2:B:84:GLN:HG3	7	1.92
(1,37)	1:A:104:ARG:CA	2:B:84:GLN:N	7	1.92
(1,37)	1:A:104:ARG:CA	2:B:84:GLN:NE2	7	1.92
(1,37)	1:A:104:ARG:CA	2:B:84:GLN:O	7	1.92
(1,37)	1:A:104:ARG:CA	2:B:84:GLN:OE1	7	1.92
(1,37)	1:A:104:ARG:CA	2:B:97:THR:C	7	1.92
(1,37)	1:A:104:ARG:CA	2:B:97:THR:CA	7	1.92
(1,37)	1:A:104:ARG:CA	2:B:97:THR:CB	7	1.92
(1,37)	1:A:104:ARG:CA	2:B:97:THR:CG2	7	1.92
(1,37)	1:A:104:ARG:CA	2:B:97:THR:H	7	1.92
(1,37)	1:A:104:ARG:CA	2:B:97:THR:HA	7	1.92
(1,37)	1:A:104:ARG:CA	2:B:97:THR:HB	7	1.92
(1,37)	1:A:104:ARG:CA	2:B:97:THR:HG1	7	1.92
(1,37)	1:A:104:ARG:CA	2:B:97:THR:HG21	7	1.92
(1,37)	1:A:104:ARG:CA	2:B:97:THR:HG22	7	1.92
(1,37)	1:A:104:ARG:CA	2:B:97:THR:HG23	7	1.92
(1,37)	1:A:104:ARG:CA	2:B:97:THR:N	7	1.92
(1,37)	1:A:104:ARG:CA	2:B:97:THR:O	7	1.92
(1,37)	1:A:104:ARG:CA	2:B:97:THR:OG1	7	1.92
(1,37)	1:A:104:ARG:CA	2:B:99:HIS:C	7	1.92
(1,37)	1:A:104:ARG:CA	2:B:99:HIS:CA	7	1.92
(1,37)	1:A:104:ARG:CA	2:B:99:HIS:CB	7	1.92
(1,37)	1:A:104:ARG:CA	2:B:99:HIS:CD2	7	1.92
(1,37)	1:A:104:ARG:CA	2:B:99:HIS:CE1	7	1.92
(1,37)	1:A:104:ARG:CA	2:B:99:HIS:CG	7	1.92
(1,37)	1:A:104:ARG:CA	2:B:99:HIS:H	7	1.92
(1,37)	1:A:104:ARG:CA	2:B:99:HIS:HA	7	1.92
(1,37)	1:A:104:ARG:CA	2:B:99:HIS:HB2	7	1.92
(1,37)	1:A:104:ARG:CA	2:B:99:HIS:HB3	7	1.92
(1,37)	1:A:104:ARG:CA	2:B:99:HIS:HD1	7	1.92
(1,37)	1:A:104:ARG:CA	2:B:99:HIS:HD2	7	1.92

*Continued on next page...*

*Continued from previous page...*

Key	Atom-1	Atom-2	Model ID	Violation (Å)
(1,37)	1:A:104:ARG:CA	2:B:99:HIS:HE1	7	1.92
(1,37)	1:A:104:ARG:CA	2:B:99:HIS:HE2	7	1.92
(1,37)	1:A:104:ARG:CA	2:B:99:HIS:N	7	1.92
(1,37)	1:A:104:ARG:CA	2:B:99:HIS:ND1	7	1.92
(1,37)	1:A:104:ARG:CA	2:B:99:HIS:NE2	7	1.92
(1,37)	1:A:104:ARG:CA	2:B:99:HIS:O	7	1.92
(1,37)	1:A:104:ARG:CA	2:B:101:VAL:C	7	1.92
(1,37)	1:A:104:ARG:CA	2:B:101:VAL:CA	7	1.92
(1,37)	1:A:104:ARG:CA	2:B:101:VAL:CB	7	1.92
(1,37)	1:A:104:ARG:CA	2:B:101:VAL:CG1	7	1.92
(1,37)	1:A:104:ARG:CA	2:B:101:VAL:CG2	7	1.92
(1,37)	1:A:104:ARG:CA	2:B:101:VAL:H	7	1.92
(1,37)	1:A:104:ARG:CA	2:B:101:VAL:HA	7	1.92
(1,37)	1:A:104:ARG:CA	2:B:101:VAL:HB	7	1.92
(1,37)	1:A:104:ARG:CA	2:B:101:VAL:HG11	7	1.92
(1,37)	1:A:104:ARG:CA	2:B:101:VAL:HG12	7	1.92
(1,37)	1:A:104:ARG:CA	2:B:101:VAL:HG13	7	1.92
(1,37)	1:A:104:ARG:CA	2:B:101:VAL:HG21	7	1.92
(1,37)	1:A:104:ARG:CA	2:B:101:VAL:HG22	7	1.92
(1,37)	1:A:104:ARG:CA	2:B:101:VAL:HG23	7	1.92
(1,37)	1:A:104:ARG:CA	2:B:101:VAL:N	7	1.92
(1,37)	1:A:104:ARG:CA	2:B:101:VAL:O	7	1.92
(1,37)	1:A:104:ARG:CB	2:B:75:ILE:C	7	1.92
(1,37)	1:A:104:ARG:CB	2:B:75:ILE:CA	7	1.92
(1,37)	1:A:104:ARG:CB	2:B:75:ILE:CB	7	1.92
(1,37)	1:A:104:ARG:CB	2:B:75:ILE:CD1	7	1.92
(1,37)	1:A:104:ARG:CB	2:B:75:ILE:CG1	7	1.92
(1,37)	1:A:104:ARG:CB	2:B:75:ILE:CG2	7	1.92
(1,37)	1:A:104:ARG:CB	2:B:75:ILE:H	7	1.92
(1,37)	1:A:104:ARG:CB	2:B:75:ILE:HA	7	1.92
(1,37)	1:A:104:ARG:CB	2:B:75:ILE:HB	7	1.92
(1,37)	1:A:104:ARG:CB	2:B:75:ILE:HD11	7	1.92
(1,37)	1:A:104:ARG:CB	2:B:75:ILE:HD12	7	1.92
(1,37)	1:A:104:ARG:CB	2:B:75:ILE:HD13	7	1.92
(1,37)	1:A:104:ARG:CB	2:B:75:ILE:HG12	7	1.92
(1,37)	1:A:104:ARG:CB	2:B:75:ILE:HG13	7	1.92
(1,37)	1:A:104:ARG:CB	2:B:75:ILE:HG21	7	1.92
(1,37)	1:A:104:ARG:CB	2:B:75:ILE:HG22	7	1.92
(1,37)	1:A:104:ARG:CB	2:B:75:ILE:HG23	7	1.92
(1,37)	1:A:104:ARG:CB	2:B:75:ILE:N	7	1.92
(1,37)	1:A:104:ARG:CB	2:B:75:ILE:O	7	1.92
(1,37)	1:A:104:ARG:CB	2:B:77:ALA:C	7	1.92

*Continued on next page...*

*Continued from previous page...*

Key	Atom-1	Atom-2	Model ID	Violation (Å)
(1,37)	1:A:104:ARG:CB	2:B:77:ALA:CA	7	1.92
(1,37)	1:A:104:ARG:CB	2:B:77:ALA:CB	7	1.92
(1,37)	1:A:104:ARG:CB	2:B:77:ALA:H	7	1.92
(1,37)	1:A:104:ARG:CB	2:B:77:ALA:HA	7	1.92
(1,37)	1:A:104:ARG:CB	2:B:77:ALA:HB1	7	1.92
(1,37)	1:A:104:ARG:CB	2:B:77:ALA:HB2	7	1.92
(1,37)	1:A:104:ARG:CB	2:B:77:ALA:HB3	7	1.92
(1,37)	1:A:104:ARG:CB	2:B:77:ALA:N	7	1.92
(1,37)	1:A:104:ARG:CB	2:B:77:ALA:O	7	1.92
(1,37)	1:A:104:ARG:CB	2:B:78:GLY:C	7	1.92
(1,37)	1:A:104:ARG:CB	2:B:78:GLY:CA	7	1.92
(1,37)	1:A:104:ARG:CB	2:B:78:GLY:H	7	1.92
(1,37)	1:A:104:ARG:CB	2:B:78:GLY:HA2	7	1.92
(1,37)	1:A:104:ARG:CB	2:B:78:GLY:HA3	7	1.92
(1,37)	1:A:104:ARG:CB	2:B:78:GLY:N	7	1.92
(1,37)	1:A:104:ARG:CB	2:B:78:GLY:O	7	1.92
(1,37)	1:A:104:ARG:CB	2:B:79:LYS:C	7	1.92
(1,37)	1:A:104:ARG:CB	2:B:79:LYS:CA	7	1.92
(1,37)	1:A:104:ARG:CB	2:B:79:LYS:CB	7	1.92
(1,37)	1:A:104:ARG:CB	2:B:79:LYS:CD	7	1.92
(1,37)	1:A:104:ARG:CB	2:B:79:LYS:CE	7	1.92
(1,37)	1:A:104:ARG:CB	2:B:79:LYS:CG	7	1.92
(1,37)	1:A:104:ARG:CB	2:B:79:LYS:H	7	1.92
(1,37)	1:A:104:ARG:CB	2:B:79:LYS:HA	7	1.92
(1,37)	1:A:104:ARG:CB	2:B:79:LYS:HB2	7	1.92
(1,37)	1:A:104:ARG:CB	2:B:79:LYS:HB3	7	1.92
(1,37)	1:A:104:ARG:CB	2:B:79:LYS:HD2	7	1.92
(1,37)	1:A:104:ARG:CB	2:B:79:LYS:HD3	7	1.92
(1,37)	1:A:104:ARG:CB	2:B:79:LYS:HE2	7	1.92
(1,37)	1:A:104:ARG:CB	2:B:79:LYS:HE3	7	1.92
(1,37)	1:A:104:ARG:CB	2:B:79:LYS:HG2	7	1.92
(1,37)	1:A:104:ARG:CB	2:B:79:LYS:HG3	7	1.92
(1,37)	1:A:104:ARG:CB	2:B:79:LYS:HZ1	7	1.92
(1,37)	1:A:104:ARG:CB	2:B:79:LYS:HZ2	7	1.92
(1,37)	1:A:104:ARG:CB	2:B:79:LYS:HZ3	7	1.92
(1,37)	1:A:104:ARG:CB	2:B:79:LYS:N	7	1.92
(1,37)	1:A:104:ARG:CB	2:B:79:LYS:NZ	7	1.92
(1,37)	1:A:104:ARG:CB	2:B:79:LYS:O	7	1.92
(1,37)	1:A:104:ARG:CB	2:B:80:ILE:C	7	1.92
(1,37)	1:A:104:ARG:CB	2:B:80:ILE:CA	7	1.92
(1,37)	1:A:104:ARG:CB	2:B:80:ILE:CB	7	1.92
(1,37)	1:A:104:ARG:CB	2:B:80:ILE:CD1	7	1.92

*Continued on next page...*

*Continued from previous page...*

Key	Atom-1	Atom-2	Model ID	Violation (Å)
(1,37)	1:A:104:ARG:CB	2:B:80:ILE:CG1	7	1.92
(1,37)	1:A:104:ARG:CB	2:B:80:ILE:CG2	7	1.92
(1,37)	1:A:104:ARG:CB	2:B:80:ILE:H	7	1.92
(1,37)	1:A:104:ARG:CB	2:B:80:ILE:HA	7	1.92
(1,37)	1:A:104:ARG:CB	2:B:80:ILE:HB	7	1.92
(1,37)	1:A:104:ARG:CB	2:B:80:ILE:HD11	7	1.92
(1,37)	1:A:104:ARG:CB	2:B:80:ILE:HD12	7	1.92
(1,37)	1:A:104:ARG:CB	2:B:80:ILE:HD13	7	1.92
(1,37)	1:A:104:ARG:CB	2:B:80:ILE:HG12	7	1.92
(1,37)	1:A:104:ARG:CB	2:B:80:ILE:HG13	7	1.92
(1,37)	1:A:104:ARG:CB	2:B:80:ILE:HG21	7	1.92
(1,37)	1:A:104:ARG:CB	2:B:80:ILE:HG22	7	1.92
(1,37)	1:A:104:ARG:CB	2:B:80:ILE:HG23	7	1.92
(1,37)	1:A:104:ARG:CB	2:B:80:ILE:N	7	1.92
(1,37)	1:A:104:ARG:CB	2:B:80:ILE:O	7	1.92
(1,37)	1:A:104:ARG:CB	2:B:84:GLN:C	7	1.92
(1,37)	1:A:104:ARG:CB	2:B:84:GLN:CA	7	1.92
(1,37)	1:A:104:ARG:CB	2:B:84:GLN:CB	7	1.92
(1,37)	1:A:104:ARG:CB	2:B:84:GLN:CD	7	1.92
(1,37)	1:A:104:ARG:CB	2:B:84:GLN:CG	7	1.92
(1,37)	1:A:104:ARG:CB	2:B:84:GLN:H	7	1.92
(1,37)	1:A:104:ARG:CB	2:B:84:GLN:HA	7	1.92
(1,37)	1:A:104:ARG:CB	2:B:84:GLN:HB2	7	1.92
(1,37)	1:A:104:ARG:CB	2:B:84:GLN:HB3	7	1.92
(1,37)	1:A:104:ARG:CB	2:B:84:GLN:HE21	7	1.92
(1,37)	1:A:104:ARG:CB	2:B:84:GLN:HE22	7	1.92
(1,37)	1:A:104:ARG:CB	2:B:84:GLN:HG2	7	1.92
(1,37)	1:A:104:ARG:CB	2:B:84:GLN:HG3	7	1.92
(1,37)	1:A:104:ARG:CB	2:B:84:GLN:N	7	1.92
(1,37)	1:A:104:ARG:CB	2:B:84:GLN:NE2	7	1.92
(1,37)	1:A:104:ARG:CB	2:B:84:GLN:O	7	1.92
(1,37)	1:A:104:ARG:CB	2:B:84:GLN:OE1	7	1.92
(1,37)	1:A:104:ARG:CB	2:B:97:THR:C	7	1.92
(1,37)	1:A:104:ARG:CB	2:B:97:THR:CA	7	1.92
(1,37)	1:A:104:ARG:CB	2:B:97:THR:CB	7	1.92
(1,37)	1:A:104:ARG:CB	2:B:97:THR:CG2	7	1.92
(1,37)	1:A:104:ARG:CB	2:B:97:THR:H	7	1.92
(1,37)	1:A:104:ARG:CB	2:B:97:THR:HA	7	1.92
(1,37)	1:A:104:ARG:CB	2:B:97:THR:HB	7	1.92
(1,37)	1:A:104:ARG:CB	2:B:97:THR:HG1	7	1.92
(1,37)	1:A:104:ARG:CB	2:B:97:THR:HG21	7	1.92
(1,37)	1:A:104:ARG:CB	2:B:97:THR:HG22	7	1.92

*Continued on next page...*

*Continued from previous page...*

Key	Atom-1	Atom-2	Model ID	Violation (Å)
(1,37)	1:A:104:ARG:CB	2:B:97:THR:HG23	7	1.92
(1,37)	1:A:104:ARG:CB	2:B:97:THR:N	7	1.92
(1,37)	1:A:104:ARG:CB	2:B:97:THR:O	7	1.92
(1,37)	1:A:104:ARG:CB	2:B:97:THR:OG1	7	1.92
(1,37)	1:A:104:ARG:CB	2:B:99:HIS:C	7	1.92
(1,37)	1:A:104:ARG:CB	2:B:99:HIS:CA	7	1.92
(1,37)	1:A:104:ARG:CB	2:B:99:HIS:CB	7	1.92
(1,37)	1:A:104:ARG:CB	2:B:99:HIS:CD2	7	1.92
(1,37)	1:A:104:ARG:CB	2:B:99:HIS:CE1	7	1.92
(1,37)	1:A:104:ARG:CB	2:B:99:HIS:CG	7	1.92
(1,37)	1:A:104:ARG:CB	2:B:99:HIS:H	7	1.92
(1,37)	1:A:104:ARG:CB	2:B:99:HIS:HA	7	1.92
(1,37)	1:A:104:ARG:CB	2:B:99:HIS:HB2	7	1.92
(1,37)	1:A:104:ARG:CB	2:B:99:HIS:HB3	7	1.92
(1,37)	1:A:104:ARG:CB	2:B:99:HIS:HD1	7	1.92
(1,37)	1:A:104:ARG:CB	2:B:99:HIS:HD2	7	1.92
(1,37)	1:A:104:ARG:CB	2:B:99:HIS:HE1	7	1.92
(1,37)	1:A:104:ARG:CB	2:B:99:HIS:HE2	7	1.92
(1,37)	1:A:104:ARG:CB	2:B:99:HIS:N	7	1.92
(1,37)	1:A:104:ARG:CB	2:B:99:HIS:ND1	7	1.92
(1,37)	1:A:104:ARG:CB	2:B:99:HIS:NE2	7	1.92
(1,37)	1:A:104:ARG:CB	2:B:99:HIS:O	7	1.92
(1,37)	1:A:104:ARG:CB	2:B:101:VAL:C	7	1.92
(1,37)	1:A:104:ARG:CB	2:B:101:VAL:CA	7	1.92
(1,37)	1:A:104:ARG:CB	2:B:101:VAL:CB	7	1.92
(1,37)	1:A:104:ARG:CB	2:B:101:VAL:CG1	7	1.92
(1,37)	1:A:104:ARG:CB	2:B:101:VAL:CG2	7	1.92
(1,37)	1:A:104:ARG:CB	2:B:101:VAL:H	7	1.92
(1,37)	1:A:104:ARG:CB	2:B:101:VAL:HA	7	1.92
(1,37)	1:A:104:ARG:CB	2:B:101:VAL:HB	7	1.92
(1,37)	1:A:104:ARG:CB	2:B:101:VAL:HG11	7	1.92
(1,37)	1:A:104:ARG:CB	2:B:101:VAL:HG12	7	1.92
(1,37)	1:A:104:ARG:CB	2:B:101:VAL:HG13	7	1.92
(1,37)	1:A:104:ARG:CB	2:B:101:VAL:HG21	7	1.92
(1,37)	1:A:104:ARG:CB	2:B:101:VAL:HG22	7	1.92
(1,37)	1:A:104:ARG:CB	2:B:101:VAL:HG23	7	1.92
(1,37)	1:A:104:ARG:CB	2:B:101:VAL:N	7	1.92
(1,37)	1:A:104:ARG:CB	2:B:101:VAL:O	7	1.92
(1,37)	1:A:104:ARG:CD	2:B:75:ILE:C	7	1.92
(1,37)	1:A:104:ARG:CD	2:B:75:ILE:CA	7	1.92
(1,37)	1:A:104:ARG:CD	2:B:75:ILE:CB	7	1.92
(1,37)	1:A:104:ARG:CD	2:B:75:ILE:CD1	7	1.92

*Continued on next page...*

*Continued from previous page...*

Key	Atom-1	Atom-2	Model ID	Violation (Å)
(1,37)	1:A:104:ARG:CD	2:B:75:ILE:CG1	7	1.92
(1,37)	1:A:104:ARG:CD	2:B:75:ILE:CG2	7	1.92
(1,37)	1:A:104:ARG:CD	2:B:75:ILE:H	7	1.92
(1,37)	1:A:104:ARG:CD	2:B:75:ILE:HA	7	1.92
(1,37)	1:A:104:ARG:CD	2:B:75:ILE:HB	7	1.92
(1,37)	1:A:104:ARG:CD	2:B:75:ILE:HD11	7	1.92
(1,37)	1:A:104:ARG:CD	2:B:75:ILE:HD12	7	1.92
(1,37)	1:A:104:ARG:CD	2:B:75:ILE:HD13	7	1.92
(1,37)	1:A:104:ARG:CD	2:B:75:ILE:HG12	7	1.92
(1,37)	1:A:104:ARG:CD	2:B:75:ILE:HG13	7	1.92
(1,37)	1:A:104:ARG:CD	2:B:75:ILE:HG21	7	1.92
(1,37)	1:A:104:ARG:CD	2:B:75:ILE:HG22	7	1.92
(1,37)	1:A:104:ARG:CD	2:B:75:ILE:HG23	7	1.92
(1,37)	1:A:104:ARG:CD	2:B:75:ILE:N	7	1.92
(1,37)	1:A:104:ARG:CD	2:B:75:ILE:O	7	1.92
(1,37)	1:A:104:ARG:CD	2:B:77:ALA:C	7	1.92
(1,37)	1:A:104:ARG:CD	2:B:77:ALA:CA	7	1.92
(1,37)	1:A:104:ARG:CD	2:B:77:ALA:CB	7	1.92
(1,37)	1:A:104:ARG:CD	2:B:77:ALA:H	7	1.92
(1,37)	1:A:104:ARG:CD	2:B:77:ALA:HA	7	1.92
(1,37)	1:A:104:ARG:CD	2:B:77:ALA:HB1	7	1.92
(1,37)	1:A:104:ARG:CD	2:B:77:ALA:HB2	7	1.92
(1,37)	1:A:104:ARG:CD	2:B:77:ALA:HB3	7	1.92
(1,37)	1:A:104:ARG:CD	2:B:77:ALA:N	7	1.92
(1,37)	1:A:104:ARG:CD	2:B:77:ALA:O	7	1.92
(1,37)	1:A:104:ARG:CD	2:B:78:GLY:C	7	1.92
(1,37)	1:A:104:ARG:CD	2:B:78:GLY:CA	7	1.92
(1,37)	1:A:104:ARG:CD	2:B:78:GLY:H	7	1.92
(1,37)	1:A:104:ARG:CD	2:B:78:GLY:HA2	7	1.92
(1,37)	1:A:104:ARG:CD	2:B:78:GLY:HA3	7	1.92
(1,37)	1:A:104:ARG:CD	2:B:78:GLY:N	7	1.92
(1,37)	1:A:104:ARG:CD	2:B:78:GLY:O	7	1.92
(1,37)	1:A:104:ARG:CD	2:B:79:LYS:C	7	1.92
(1,37)	1:A:104:ARG:CD	2:B:79:LYS:CA	7	1.92
(1,37)	1:A:104:ARG:CD	2:B:79:LYS:CB	7	1.92
(1,37)	1:A:104:ARG:CD	2:B:79:LYS:CD	7	1.92
(1,37)	1:A:104:ARG:CD	2:B:79:LYS:CE	7	1.92
(1,37)	1:A:104:ARG:CD	2:B:79:LYS:CG	7	1.92
(1,37)	1:A:104:ARG:CD	2:B:79:LYS:H	7	1.92
(1,37)	1:A:104:ARG:CD	2:B:79:LYS:HA	7	1.92
(1,37)	1:A:104:ARG:CD	2:B:79:LYS:HB2	7	1.92
(1,37)	1:A:104:ARG:CD	2:B:79:LYS:HB3	7	1.92

*Continued on next page...*

*Continued from previous page...*

Key	Atom-1	Atom-2	Model ID	Violation (Å)
(1,37)	1:A:104:ARG:CD	2:B:79:LYS:HD2	7	1.92
(1,37)	1:A:104:ARG:CD	2:B:79:LYS:HD3	7	1.92
(1,37)	1:A:104:ARG:CD	2:B:79:LYS:HE2	7	1.92
(1,37)	1:A:104:ARG:CD	2:B:79:LYS:HE3	7	1.92
(1,37)	1:A:104:ARG:CD	2:B:79:LYS:HG2	7	1.92
(1,37)	1:A:104:ARG:CD	2:B:79:LYS:HG3	7	1.92
(1,37)	1:A:104:ARG:CD	2:B:79:LYS:HZ1	7	1.92
(1,37)	1:A:104:ARG:CD	2:B:79:LYS:HZ2	7	1.92
(1,37)	1:A:104:ARG:CD	2:B:79:LYS:HZ3	7	1.92
(1,37)	1:A:104:ARG:CD	2:B:79:LYS:N	7	1.92
(1,37)	1:A:104:ARG:CD	2:B:79:LYS:NZ	7	1.92
(1,37)	1:A:104:ARG:CD	2:B:79:LYS:O	7	1.92
(1,37)	1:A:104:ARG:CD	2:B:80:ILE:C	7	1.92
(1,37)	1:A:104:ARG:CD	2:B:80:ILE:CA	7	1.92
(1,37)	1:A:104:ARG:CD	2:B:80:ILE:CB	7	1.92
(1,37)	1:A:104:ARG:CD	2:B:80:ILE:CD1	7	1.92
(1,37)	1:A:104:ARG:CD	2:B:80:ILE:CG1	7	1.92
(1,37)	1:A:104:ARG:CD	2:B:80:ILE:CG2	7	1.92
(1,37)	1:A:104:ARG:CD	2:B:80:ILE:H	7	1.92
(1,37)	1:A:104:ARG:CD	2:B:80:ILE:HA	7	1.92
(1,37)	1:A:104:ARG:CD	2:B:80:ILE:HB	7	1.92
(1,37)	1:A:104:ARG:CD	2:B:80:ILE:HD11	7	1.92
(1,37)	1:A:104:ARG:CD	2:B:80:ILE:HD12	7	1.92
(1,37)	1:A:104:ARG:CD	2:B:80:ILE:HD13	7	1.92
(1,37)	1:A:104:ARG:CD	2:B:80:ILE:HG12	7	1.92
(1,37)	1:A:104:ARG:CD	2:B:80:ILE:HG13	7	1.92
(1,37)	1:A:104:ARG:CD	2:B:80:ILE:HG21	7	1.92
(1,37)	1:A:104:ARG:CD	2:B:80:ILE:HG22	7	1.92
(1,37)	1:A:104:ARG:CD	2:B:80:ILE:HG23	7	1.92
(1,37)	1:A:104:ARG:CD	2:B:80:ILE:N	7	1.92
(1,37)	1:A:104:ARG:CD	2:B:80:ILE:O	7	1.92
(1,37)	1:A:104:ARG:CD	2:B:84:GLN:C	7	1.92
(1,37)	1:A:104:ARG:CD	2:B:84:GLN:CA	7	1.92
(1,37)	1:A:104:ARG:CD	2:B:84:GLN:CB	7	1.92
(1,37)	1:A:104:ARG:CD	2:B:84:GLN:CD	7	1.92
(1,37)	1:A:104:ARG:CD	2:B:84:GLN:CG	7	1.92
(1,37)	1:A:104:ARG:CD	2:B:84:GLN:H	7	1.92
(1,37)	1:A:104:ARG:CD	2:B:84:GLN:HA	7	1.92
(1,37)	1:A:104:ARG:CD	2:B:84:GLN:HB2	7	1.92
(1,37)	1:A:104:ARG:CD	2:B:84:GLN:HB3	7	1.92
(1,37)	1:A:104:ARG:CD	2:B:84:GLN:HE21	7	1.92
(1,37)	1:A:104:ARG:CD	2:B:84:GLN:HE22	7	1.92

*Continued on next page...*



*Continued from previous page...*

Key	Atom-1	Atom-2	Model ID	Violation (Å)
(1,37)	1:A:104:ARG:CD	2:B:84:GLN:HG2	7	1.92
(1,37)	1:A:104:ARG:CD	2:B:84:GLN:HG3	7	1.92
(1,37)	1:A:104:ARG:CD	2:B:84:GLN:N	7	1.92
(1,37)	1:A:104:ARG:CD	2:B:84:GLN:NE2	7	1.92
(1,37)	1:A:104:ARG:CD	2:B:84:GLN:O	7	1.92
(1,37)	1:A:104:ARG:CD	2:B:84:GLN:OE1	7	1.92
(1,37)	1:A:104:ARG:CD	2:B:97:THR:C	7	1.92
(1,37)	1:A:104:ARG:CD	2:B:97:THR:CA	7	1.92
(1,37)	1:A:104:ARG:CD	2:B:97:THR:CB	7	1.92
(1,37)	1:A:104:ARG:CD	2:B:97:THR:CG2	7	1.92
(1,37)	1:A:104:ARG:CD	2:B:97:THR:H	7	1.92
(1,37)	1:A:104:ARG:CD	2:B:97:THR:HA	7	1.92
(1,37)	1:A:104:ARG:CD	2:B:97:THR:HB	7	1.92
(1,37)	1:A:104:ARG:CD	2:B:97:THR:HG1	7	1.92
(1,37)	1:A:104:ARG:CD	2:B:97:THR:HG21	7	1.92
(1,37)	1:A:104:ARG:CD	2:B:97:THR:HG22	7	1.92
(1,37)	1:A:104:ARG:CD	2:B:97:THR:HG23	7	1.92
(1,37)	1:A:104:ARG:CD	2:B:97:THR:N	7	1.92
(1,37)	1:A:104:ARG:CD	2:B:97:THR:O	7	1.92
(1,37)	1:A:104:ARG:CD	2:B:97:THR:OG1	7	1.92
(1,37)	1:A:104:ARG:CD	2:B:99:HIS:C	7	1.92
(1,37)	1:A:104:ARG:CD	2:B:99:HIS:CA	7	1.92
(1,37)	1:A:104:ARG:CD	2:B:99:HIS:CB	7	1.92
(1,37)	1:A:104:ARG:CD	2:B:99:HIS:CD2	7	1.92
(1,37)	1:A:104:ARG:CD	2:B:99:HIS:CE1	7	1.92
(1,37)	1:A:104:ARG:CD	2:B:99:HIS:CG	7	1.92
(1,37)	1:A:104:ARG:CD	2:B:99:HIS:H	7	1.92
(1,37)	1:A:104:ARG:CD	2:B:99:HIS:HA	7	1.92
(1,37)	1:A:104:ARG:CD	2:B:99:HIS:HB2	7	1.92
(1,37)	1:A:104:ARG:CD	2:B:99:HIS:HB3	7	1.92
(1,37)	1:A:104:ARG:CD	2:B:99:HIS:HD1	7	1.92
(1,37)	1:A:104:ARG:CD	2:B:99:HIS:HD2	7	1.92
(1,37)	1:A:104:ARG:CD	2:B:99:HIS:HE1	7	1.92
(1,37)	1:A:104:ARG:CD	2:B:99:HIS:HE2	7	1.92
(1,37)	1:A:104:ARG:CD	2:B:99:HIS:N	7	1.92
(1,37)	1:A:104:ARG:CD	2:B:99:HIS:ND1	7	1.92
(1,37)	1:A:104:ARG:CD	2:B:99:HIS:NE2	7	1.92
(1,37)	1:A:104:ARG:CD	2:B:99:HIS:O	7	1.92
(1,37)	1:A:104:ARG:CD	2:B:101:VAL:C	7	1.92
(1,37)	1:A:104:ARG:CD	2:B:101:VAL:CA	7	1.92
(1,37)	1:A:104:ARG:CD	2:B:101:VAL:CB	7	1.92
(1,37)	1:A:104:ARG:CD	2:B:101:VAL:CG1	7	1.92

*Continued on next page...*

*Continued from previous page...*

Key	Atom-1	Atom-2	Model ID	Violation (Å)
(1,37)	1:A:104:ARG:CD	2:B:101:VAL:CG2	7	1.92
(1,37)	1:A:104:ARG:CD	2:B:101:VAL:H	7	1.92
(1,37)	1:A:104:ARG:CD	2:B:101:VAL:HA	7	1.92
(1,37)	1:A:104:ARG:CD	2:B:101:VAL:HB	7	1.92
(1,37)	1:A:104:ARG:CD	2:B:101:VAL:HG11	7	1.92
(1,37)	1:A:104:ARG:CD	2:B:101:VAL:HG12	7	1.92
(1,37)	1:A:104:ARG:CD	2:B:101:VAL:HG13	7	1.92
(1,37)	1:A:104:ARG:CD	2:B:101:VAL:HG21	7	1.92
(1,37)	1:A:104:ARG:CD	2:B:101:VAL:HG22	7	1.92
(1,37)	1:A:104:ARG:CD	2:B:101:VAL:HG23	7	1.92
(1,37)	1:A:104:ARG:CD	2:B:101:VAL:N	7	1.92
(1,37)	1:A:104:ARG:CD	2:B:101:VAL:O	7	1.92
(1,37)	1:A:104:ARG:CG	2:B:75:ILE:C	7	1.92
(1,37)	1:A:104:ARG:CG	2:B:75:ILE:CA	7	1.92
(1,37)	1:A:104:ARG:CG	2:B:75:ILE:CB	7	1.92
(1,37)	1:A:104:ARG:CG	2:B:75:ILE:CD1	7	1.92
(1,37)	1:A:104:ARG:CG	2:B:75:ILE:CG1	7	1.92
(1,37)	1:A:104:ARG:CG	2:B:75:ILE:CG2	7	1.92
(1,37)	1:A:104:ARG:CG	2:B:75:ILE:H	7	1.92
(1,37)	1:A:104:ARG:CG	2:B:75:ILE:HA	7	1.92
(1,37)	1:A:104:ARG:CG	2:B:75:ILE:HB	7	1.92
(1,37)	1:A:104:ARG:CG	2:B:75:ILE:HD11	7	1.92
(1,37)	1:A:104:ARG:CG	2:B:75:ILE:HD12	7	1.92
(1,37)	1:A:104:ARG:CG	2:B:75:ILE:HD13	7	1.92
(1,37)	1:A:104:ARG:CG	2:B:75:ILE:HG12	7	1.92
(1,37)	1:A:104:ARG:CG	2:B:75:ILE:HG13	7	1.92
(1,37)	1:A:104:ARG:CG	2:B:75:ILE:HG21	7	1.92
(1,37)	1:A:104:ARG:CG	2:B:75:ILE:HG22	7	1.92
(1,37)	1:A:104:ARG:CG	2:B:75:ILE:HG23	7	1.92
(1,37)	1:A:104:ARG:CG	2:B:75:ILE:N	7	1.92
(1,37)	1:A:104:ARG:CG	2:B:75:ILE:O	7	1.92
(1,37)	1:A:104:ARG:CG	2:B:77:ALA:C	7	1.92
(1,37)	1:A:104:ARG:CG	2:B:77:ALA:CA	7	1.92
(1,37)	1:A:104:ARG:CG	2:B:77:ALA:CB	7	1.92
(1,37)	1:A:104:ARG:CG	2:B:77:ALA:H	7	1.92
(1,37)	1:A:104:ARG:CG	2:B:77:ALA:HA	7	1.92
(1,37)	1:A:104:ARG:CG	2:B:77:ALA:HB1	7	1.92
(1,37)	1:A:104:ARG:CG	2:B:77:ALA:HB2	7	1.92
(1,37)	1:A:104:ARG:CG	2:B:77:ALA:HB3	7	1.92
(1,37)	1:A:104:ARG:CG	2:B:77:ALA:N	7	1.92
(1,37)	1:A:104:ARG:CG	2:B:77:ALA:O	7	1.92
(1,37)	1:A:104:ARG:CG	2:B:78:GLY:C	7	1.92

*Continued on next page...*

*Continued from previous page...*

Key	Atom-1	Atom-2	Model ID	Violation (Å)
(1,37)	1:A:104:ARG:CG	2:B:78:GLY:CA	7	1.92
(1,37)	1:A:104:ARG:CG	2:B:78:GLY:H	7	1.92
(1,37)	1:A:104:ARG:CG	2:B:78:GLY:HA2	7	1.92
(1,37)	1:A:104:ARG:CG	2:B:78:GLY:HA3	7	1.92
(1,37)	1:A:104:ARG:CG	2:B:78:GLY:N	7	1.92
(1,37)	1:A:104:ARG:CG	2:B:78:GLY:O	7	1.92
(1,37)	1:A:104:ARG:CG	2:B:79:LYS:C	7	1.92
(1,37)	1:A:104:ARG:CG	2:B:79:LYS:CA	7	1.92
(1,37)	1:A:104:ARG:CG	2:B:79:LYS:CB	7	1.92
(1,37)	1:A:104:ARG:CG	2:B:79:LYS:CD	7	1.92
(1,37)	1:A:104:ARG:CG	2:B:79:LYS:CE	7	1.92
(1,37)	1:A:104:ARG:CG	2:B:79:LYS:CG	7	1.92
(1,37)	1:A:104:ARG:CG	2:B:79:LYS:H	7	1.92
(1,37)	1:A:104:ARG:CG	2:B:79:LYS:HA	7	1.92
(1,37)	1:A:104:ARG:CG	2:B:79:LYS:HB2	7	1.92
(1,37)	1:A:104:ARG:CG	2:B:79:LYS:HB3	7	1.92
(1,37)	1:A:104:ARG:CG	2:B:79:LYS:HD2	7	1.92
(1,37)	1:A:104:ARG:CG	2:B:79:LYS:HD3	7	1.92
(1,37)	1:A:104:ARG:CG	2:B:79:LYS:HE2	7	1.92
(1,37)	1:A:104:ARG:CG	2:B:79:LYS:HE3	7	1.92
(1,37)	1:A:104:ARG:CG	2:B:79:LYS:HG2	7	1.92
(1,37)	1:A:104:ARG:CG	2:B:79:LYS:HG3	7	1.92
(1,37)	1:A:104:ARG:CG	2:B:79:LYS:HZ1	7	1.92
(1,37)	1:A:104:ARG:CG	2:B:79:LYS:HZ2	7	1.92
(1,37)	1:A:104:ARG:CG	2:B:79:LYS:HZ3	7	1.92
(1,37)	1:A:104:ARG:CG	2:B:79:LYS:N	7	1.92
(1,37)	1:A:104:ARG:CG	2:B:79:LYS:NZ	7	1.92
(1,37)	1:A:104:ARG:CG	2:B:79:LYS:O	7	1.92
(1,37)	1:A:104:ARG:CG	2:B:80:ILE:C	7	1.92
(1,37)	1:A:104:ARG:CG	2:B:80:ILE:CA	7	1.92
(1,37)	1:A:104:ARG:CG	2:B:80:ILE:CB	7	1.92
(1,37)	1:A:104:ARG:CG	2:B:80:ILE:CD1	7	1.92
(1,37)	1:A:104:ARG:CG	2:B:80:ILE:CG1	7	1.92
(1,37)	1:A:104:ARG:CG	2:B:80:ILE:CG2	7	1.92
(1,37)	1:A:104:ARG:CG	2:B:80:ILE:H	7	1.92
(1,37)	1:A:104:ARG:CG	2:B:80:ILE:HA	7	1.92
(1,37)	1:A:104:ARG:CG	2:B:80:ILE:HB	7	1.92
(1,37)	1:A:104:ARG:CG	2:B:80:ILE:HD11	7	1.92
(1,37)	1:A:104:ARG:CG	2:B:80:ILE:HD12	7	1.92
(1,37)	1:A:104:ARG:CG	2:B:80:ILE:HD13	7	1.92
(1,37)	1:A:104:ARG:CG	2:B:80:ILE:HG12	7	1.92
(1,37)	1:A:104:ARG:CG	2:B:80:ILE:HG13	7	1.92

*Continued on next page...*

*Continued from previous page...*

Key	Atom-1	Atom-2	Model ID	Violation (Å)
(1,37)	1:A:104:ARG:CG	2:B:80:ILE:HG21	7	1.92
(1,37)	1:A:104:ARG:CG	2:B:80:ILE:HG22	7	1.92
(1,37)	1:A:104:ARG:CG	2:B:80:ILE:HG23	7	1.92
(1,37)	1:A:104:ARG:CG	2:B:80:ILE:N	7	1.92
(1,37)	1:A:104:ARG:CG	2:B:80:ILE:O	7	1.92
(1,37)	1:A:104:ARG:CG	2:B:84:GLN:C	7	1.92
(1,37)	1:A:104:ARG:CG	2:B:84:GLN:CA	7	1.92
(1,37)	1:A:104:ARG:CG	2:B:84:GLN:CB	7	1.92
(1,37)	1:A:104:ARG:CG	2:B:84:GLN:CD	7	1.92
(1,37)	1:A:104:ARG:CG	2:B:84:GLN:CG	7	1.92
(1,37)	1:A:104:ARG:CG	2:B:84:GLN:H	7	1.92
(1,37)	1:A:104:ARG:CG	2:B:84:GLN:HA	7	1.92
(1,37)	1:A:104:ARG:CG	2:B:84:GLN:HB2	7	1.92
(1,37)	1:A:104:ARG:CG	2:B:84:GLN:HB3	7	1.92
(1,37)	1:A:104:ARG:CG	2:B:84:GLN:HE21	7	1.92
(1,37)	1:A:104:ARG:CG	2:B:84:GLN:HE22	7	1.92
(1,37)	1:A:104:ARG:CG	2:B:84:GLN:HG2	7	1.92
(1,37)	1:A:104:ARG:CG	2:B:84:GLN:HG3	7	1.92
(1,37)	1:A:104:ARG:CG	2:B:84:GLN:N	7	1.92
(1,37)	1:A:104:ARG:CG	2:B:84:GLN:NE2	7	1.92
(1,37)	1:A:104:ARG:CG	2:B:84:GLN:O	7	1.92
(1,37)	1:A:104:ARG:CG	2:B:84:GLN:OE1	7	1.92
(1,37)	1:A:104:ARG:CG	2:B:97:THR:C	7	1.92
(1,37)	1:A:104:ARG:CG	2:B:97:THR:CA	7	1.92
(1,37)	1:A:104:ARG:CG	2:B:97:THR:CB	7	1.92
(1,37)	1:A:104:ARG:CG	2:B:97:THR:CG2	7	1.92
(1,37)	1:A:104:ARG:CG	2:B:97:THR:H	7	1.92
(1,37)	1:A:104:ARG:CG	2:B:97:THR:HA	7	1.92
(1,37)	1:A:104:ARG:CG	2:B:97:THR:HB	7	1.92
(1,37)	1:A:104:ARG:CG	2:B:97:THR:HG1	7	1.92
(1,37)	1:A:104:ARG:CG	2:B:97:THR:HG21	7	1.92
(1,37)	1:A:104:ARG:CG	2:B:97:THR:HG22	7	1.92
(1,37)	1:A:104:ARG:CG	2:B:97:THR:HG23	7	1.92
(1,37)	1:A:104:ARG:CG	2:B:97:THR:N	7	1.92
(1,37)	1:A:104:ARG:CG	2:B:97:THR:O	7	1.92
(1,37)	1:A:104:ARG:CG	2:B:97:THR:OG1	7	1.92
(1,37)	1:A:104:ARG:CG	2:B:99:HIS:C	7	1.92
(1,37)	1:A:104:ARG:CG	2:B:99:HIS:CA	7	1.92
(1,37)	1:A:104:ARG:CG	2:B:99:HIS:CB	7	1.92
(1,37)	1:A:104:ARG:CG	2:B:99:HIS:CD2	7	1.92
(1,37)	1:A:104:ARG:CG	2:B:99:HIS:CE1	7	1.92
(1,37)	1:A:104:ARG:CG	2:B:99:HIS:CG	7	1.92

*Continued on next page...*

*Continued from previous page...*

Key	Atom-1	Atom-2	Model ID	Violation (Å)
(1,37)	1:A:104:ARG:CG	2:B:99:HIS:H	7	1.92
(1,37)	1:A:104:ARG:CG	2:B:99:HIS:HA	7	1.92
(1,37)	1:A:104:ARG:CG	2:B:99:HIS:HB2	7	1.92
(1,37)	1:A:104:ARG:CG	2:B:99:HIS:HB3	7	1.92
(1,37)	1:A:104:ARG:CG	2:B:99:HIS:HD1	7	1.92
(1,37)	1:A:104:ARG:CG	2:B:99:HIS:HD2	7	1.92
(1,37)	1:A:104:ARG:CG	2:B:99:HIS:HE1	7	1.92
(1,37)	1:A:104:ARG:CG	2:B:99:HIS:HE2	7	1.92
(1,37)	1:A:104:ARG:CG	2:B:99:HIS:N	7	1.92
(1,37)	1:A:104:ARG:CG	2:B:99:HIS:ND1	7	1.92
(1,37)	1:A:104:ARG:CG	2:B:99:HIS:NE2	7	1.92
(1,37)	1:A:104:ARG:CG	2:B:99:HIS:O	7	1.92
(1,37)	1:A:104:ARG:CG	2:B:101:VAL:C	7	1.92
(1,37)	1:A:104:ARG:CG	2:B:101:VAL:CA	7	1.92
(1,37)	1:A:104:ARG:CG	2:B:101:VAL:CB	7	1.92
(1,37)	1:A:104:ARG:CG	2:B:101:VAL:CG1	7	1.92
(1,37)	1:A:104:ARG:CG	2:B:101:VAL:CG2	7	1.92
(1,37)	1:A:104:ARG:CG	2:B:101:VAL:H	7	1.92
(1,37)	1:A:104:ARG:CG	2:B:101:VAL:HA	7	1.92
(1,37)	1:A:104:ARG:CG	2:B:101:VAL:HB	7	1.92
(1,37)	1:A:104:ARG:CG	2:B:101:VAL:HG11	7	1.92
(1,37)	1:A:104:ARG:CG	2:B:101:VAL:HG12	7	1.92
(1,37)	1:A:104:ARG:CG	2:B:101:VAL:HG13	7	1.92
(1,37)	1:A:104:ARG:CG	2:B:101:VAL:HG21	7	1.92
(1,37)	1:A:104:ARG:CG	2:B:101:VAL:HG22	7	1.92
(1,37)	1:A:104:ARG:CG	2:B:101:VAL:HG23	7	1.92
(1,37)	1:A:104:ARG:CG	2:B:101:VAL:N	7	1.92
(1,37)	1:A:104:ARG:CG	2:B:101:VAL:O	7	1.92
(1,37)	1:A:104:ARG:CZ	2:B:75:ILE:C	7	1.92
(1,37)	1:A:104:ARG:CZ	2:B:75:ILE:CA	7	1.92
(1,37)	1:A:104:ARG:CZ	2:B:75:ILE:CB	7	1.92
(1,37)	1:A:104:ARG:CZ	2:B:75:ILE:CD1	7	1.92
(1,37)	1:A:104:ARG:CZ	2:B:75:ILE:CG1	7	1.92
(1,37)	1:A:104:ARG:CZ	2:B:75:ILE:CG2	7	1.92
(1,37)	1:A:104:ARG:CZ	2:B:75:ILE:H	7	1.92
(1,37)	1:A:104:ARG:CZ	2:B:75:ILE:HA	7	1.92
(1,37)	1:A:104:ARG:CZ	2:B:75:ILE:HB	7	1.92
(1,37)	1:A:104:ARG:CZ	2:B:75:ILE:HD11	7	1.92
(1,37)	1:A:104:ARG:CZ	2:B:75:ILE:HD12	7	1.92
(1,37)	1:A:104:ARG:CZ	2:B:75:ILE:HD13	7	1.92
(1,37)	1:A:104:ARG:CZ	2:B:75:ILE:HG12	7	1.92
(1,37)	1:A:104:ARG:CZ	2:B:75:ILE:HG13	7	1.92

*Continued on next page...*

*Continued from previous page...*

Key	Atom-1	Atom-2	Model ID	Violation (Å)
(1,37)	1:A:104:ARG:CZ	2:B:75:ILE:HG21	7	1.92
(1,37)	1:A:104:ARG:CZ	2:B:75:ILE:HG22	7	1.92
(1,37)	1:A:104:ARG:CZ	2:B:75:ILE:HG23	7	1.92
(1,37)	1:A:104:ARG:CZ	2:B:75:ILE:N	7	1.92
(1,37)	1:A:104:ARG:CZ	2:B:75:ILE:O	7	1.92
(1,37)	1:A:104:ARG:CZ	2:B:77:ALA:C	7	1.92
(1,37)	1:A:104:ARG:CZ	2:B:77:ALA:CA	7	1.92
(1,37)	1:A:104:ARG:CZ	2:B:77:ALA:CB	7	1.92
(1,37)	1:A:104:ARG:CZ	2:B:77:ALA:H	7	1.92
(1,37)	1:A:104:ARG:CZ	2:B:77:ALA:HA	7	1.92
(1,37)	1:A:104:ARG:CZ	2:B:77:ALA:HB1	7	1.92
(1,37)	1:A:104:ARG:CZ	2:B:77:ALA:HB2	7	1.92
(1,37)	1:A:104:ARG:CZ	2:B:77:ALA:HB3	7	1.92
(1,37)	1:A:104:ARG:CZ	2:B:77:ALA:N	7	1.92
(1,37)	1:A:104:ARG:CZ	2:B:77:ALA:O	7	1.92
(1,37)	1:A:104:ARG:CZ	2:B:78:GLY:C	7	1.92
(1,37)	1:A:104:ARG:CZ	2:B:78:GLY:CA	7	1.92
(1,37)	1:A:104:ARG:CZ	2:B:78:GLY:H	7	1.92
(1,37)	1:A:104:ARG:CZ	2:B:78:GLY:HA2	7	1.92
(1,37)	1:A:104:ARG:CZ	2:B:78:GLY:HA3	7	1.92
(1,37)	1:A:104:ARG:CZ	2:B:78:GLY:N	7	1.92
(1,37)	1:A:104:ARG:CZ	2:B:78:GLY:O	7	1.92
(1,37)	1:A:104:ARG:CZ	2:B:79:LYS:C	7	1.92
(1,37)	1:A:104:ARG:CZ	2:B:79:LYS:CA	7	1.92
(1,37)	1:A:104:ARG:CZ	2:B:79:LYS:CB	7	1.92
(1,37)	1:A:104:ARG:CZ	2:B:79:LYS:CD	7	1.92
(1,37)	1:A:104:ARG:CZ	2:B:79:LYS:CE	7	1.92
(1,37)	1:A:104:ARG:CZ	2:B:79:LYS:CG	7	1.92
(1,37)	1:A:104:ARG:CZ	2:B:79:LYS:H	7	1.92
(1,37)	1:A:104:ARG:CZ	2:B:79:LYS:HA	7	1.92
(1,37)	1:A:104:ARG:CZ	2:B:79:LYS:HB2	7	1.92
(1,37)	1:A:104:ARG:CZ	2:B:79:LYS:HB3	7	1.92
(1,37)	1:A:104:ARG:CZ	2:B:79:LYS:HD2	7	1.92
(1,37)	1:A:104:ARG:CZ	2:B:79:LYS:HD3	7	1.92
(1,37)	1:A:104:ARG:CZ	2:B:79:LYS:HE2	7	1.92
(1,37)	1:A:104:ARG:CZ	2:B:79:LYS:HE3	7	1.92
(1,37)	1:A:104:ARG:CZ	2:B:79:LYS:HG2	7	1.92
(1,37)	1:A:104:ARG:CZ	2:B:79:LYS:HG3	7	1.92
(1,37)	1:A:104:ARG:CZ	2:B:79:LYS:HZ1	7	1.92
(1,37)	1:A:104:ARG:CZ	2:B:79:LYS:HZ2	7	1.92
(1,37)	1:A:104:ARG:CZ	2:B:79:LYS:HZ3	7	1.92
(1,37)	1:A:104:ARG:CZ	2:B:79:LYS:N	7	1.92

*Continued on next page...*

*Continued from previous page...*

Key	Atom-1	Atom-2	Model ID	Violation (Å)
(1,37)	1:A:104:ARG:CZ	2:B:79:LYS:NZ	7	1.92
(1,37)	1:A:104:ARG:CZ	2:B:79:LYS:O	7	1.92
(1,37)	1:A:104:ARG:CZ	2:B:80:ILE:C	7	1.92
(1,37)	1:A:104:ARG:CZ	2:B:80:ILE:CA	7	1.92
(1,37)	1:A:104:ARG:CZ	2:B:80:ILE:CB	7	1.92
(1,37)	1:A:104:ARG:CZ	2:B:80:ILE:CD1	7	1.92
(1,37)	1:A:104:ARG:CZ	2:B:80:ILE:CG1	7	1.92
(1,37)	1:A:104:ARG:CZ	2:B:80:ILE:CG2	7	1.92
(1,37)	1:A:104:ARG:CZ	2:B:80:ILE:H	7	1.92
(1,37)	1:A:104:ARG:CZ	2:B:80:ILE:HA	7	1.92
(1,37)	1:A:104:ARG:CZ	2:B:80:ILE:HB	7	1.92
(1,37)	1:A:104:ARG:CZ	2:B:80:ILE:HD11	7	1.92
(1,37)	1:A:104:ARG:CZ	2:B:80:ILE:HD12	7	1.92
(1,37)	1:A:104:ARG:CZ	2:B:80:ILE:HD13	7	1.92
(1,37)	1:A:104:ARG:CZ	2:B:80:ILE:HG12	7	1.92
(1,37)	1:A:104:ARG:CZ	2:B:80:ILE:HG13	7	1.92
(1,37)	1:A:104:ARG:CZ	2:B:80:ILE:HG21	7	1.92
(1,37)	1:A:104:ARG:CZ	2:B:80:ILE:HG22	7	1.92
(1,37)	1:A:104:ARG:CZ	2:B:80:ILE:HG23	7	1.92
(1,37)	1:A:104:ARG:CZ	2:B:80:ILE:N	7	1.92
(1,37)	1:A:104:ARG:CZ	2:B:80:ILE:O	7	1.92
(1,37)	1:A:104:ARG:CZ	2:B:84:GLN:C	7	1.92
(1,37)	1:A:104:ARG:CZ	2:B:84:GLN:CA	7	1.92
(1,37)	1:A:104:ARG:CZ	2:B:84:GLN:CB	7	1.92
(1,37)	1:A:104:ARG:CZ	2:B:84:GLN:CD	7	1.92
(1,37)	1:A:104:ARG:CZ	2:B:84:GLN:CG	7	1.92
(1,37)	1:A:104:ARG:CZ	2:B:84:GLN:H	7	1.92
(1,37)	1:A:104:ARG:CZ	2:B:84:GLN:HA	7	1.92
(1,37)	1:A:104:ARG:CZ	2:B:84:GLN:HB2	7	1.92
(1,37)	1:A:104:ARG:CZ	2:B:84:GLN:HB3	7	1.92
(1,37)	1:A:104:ARG:CZ	2:B:84:GLN:HE21	7	1.92
(1,37)	1:A:104:ARG:CZ	2:B:84:GLN:HE22	7	1.92
(1,37)	1:A:104:ARG:CZ	2:B:84:GLN:HG2	7	1.92
(1,37)	1:A:104:ARG:CZ	2:B:84:GLN:HG3	7	1.92
(1,37)	1:A:104:ARG:CZ	2:B:84:GLN:N	7	1.92
(1,37)	1:A:104:ARG:CZ	2:B:84:GLN:NE2	7	1.92
(1,37)	1:A:104:ARG:CZ	2:B:84:GLN:O	7	1.92
(1,37)	1:A:104:ARG:CZ	2:B:84:GLN:OE1	7	1.92
(1,37)	1:A:104:ARG:CZ	2:B:97:THR:C	7	1.92
(1,37)	1:A:104:ARG:CZ	2:B:97:THR:CA	7	1.92
(1,37)	1:A:104:ARG:CZ	2:B:97:THR:CB	7	1.92
(1,37)	1:A:104:ARG:CZ	2:B:97:THR:CG2	7	1.92

*Continued on next page...*

*Continued from previous page...*

Key	Atom-1	Atom-2	Model ID	Violation (Å)
(1,37)	1:A:104:ARG:CZ	2:B:97:THR:H	7	1.92
(1,37)	1:A:104:ARG:CZ	2:B:97:THR:HA	7	1.92
(1,37)	1:A:104:ARG:CZ	2:B:97:THR:HB	7	1.92
(1,37)	1:A:104:ARG:CZ	2:B:97:THR:HG1	7	1.92
(1,37)	1:A:104:ARG:CZ	2:B:97:THR:HG21	7	1.92
(1,37)	1:A:104:ARG:CZ	2:B:97:THR:HG22	7	1.92
(1,37)	1:A:104:ARG:CZ	2:B:97:THR:HG23	7	1.92
(1,37)	1:A:104:ARG:CZ	2:B:97:THR:N	7	1.92
(1,37)	1:A:104:ARG:CZ	2:B:97:THR:O	7	1.92
(1,37)	1:A:104:ARG:CZ	2:B:97:THR:OG1	7	1.92
(1,37)	1:A:104:ARG:CZ	2:B:99:HIS:C	7	1.92
(1,37)	1:A:104:ARG:CZ	2:B:99:HIS:CA	7	1.92
(1,37)	1:A:104:ARG:CZ	2:B:99:HIS:CB	7	1.92
(1,37)	1:A:104:ARG:CZ	2:B:99:HIS:CD2	7	1.92
(1,37)	1:A:104:ARG:CZ	2:B:99:HIS:CE1	7	1.92
(1,37)	1:A:104:ARG:CZ	2:B:99:HIS:CG	7	1.92
(1,37)	1:A:104:ARG:CZ	2:B:99:HIS:H	7	1.92
(1,37)	1:A:104:ARG:CZ	2:B:99:HIS:HA	7	1.92
(1,37)	1:A:104:ARG:CZ	2:B:99:HIS:HB2	7	1.92
(1,37)	1:A:104:ARG:CZ	2:B:99:HIS:HB3	7	1.92
(1,37)	1:A:104:ARG:CZ	2:B:99:HIS:HD1	7	1.92
(1,37)	1:A:104:ARG:CZ	2:B:99:HIS:HD2	7	1.92
(1,37)	1:A:104:ARG:CZ	2:B:99:HIS:HE1	7	1.92
(1,37)	1:A:104:ARG:CZ	2:B:99:HIS:HE2	7	1.92
(1,37)	1:A:104:ARG:CZ	2:B:99:HIS:N	7	1.92
(1,37)	1:A:104:ARG:CZ	2:B:99:HIS:ND1	7	1.92
(1,37)	1:A:104:ARG:CZ	2:B:99:HIS:NE2	7	1.92
(1,37)	1:A:104:ARG:CZ	2:B:99:HIS:O	7	1.92
(1,37)	1:A:104:ARG:CZ	2:B:101:VAL:C	7	1.92
(1,37)	1:A:104:ARG:CZ	2:B:101:VAL:CA	7	1.92
(1,37)	1:A:104:ARG:CZ	2:B:101:VAL:CB	7	1.92
(1,37)	1:A:104:ARG:CZ	2:B:101:VAL:CG1	7	1.92
(1,37)	1:A:104:ARG:CZ	2:B:101:VAL:CG2	7	1.92
(1,37)	1:A:104:ARG:CZ	2:B:101:VAL:H	7	1.92
(1,37)	1:A:104:ARG:CZ	2:B:101:VAL:HA	7	1.92
(1,37)	1:A:104:ARG:CZ	2:B:101:VAL:HB	7	1.92
(1,37)	1:A:104:ARG:CZ	2:B:101:VAL:HG11	7	1.92
(1,37)	1:A:104:ARG:CZ	2:B:101:VAL:HG12	7	1.92
(1,37)	1:A:104:ARG:CZ	2:B:101:VAL:HG13	7	1.92
(1,37)	1:A:104:ARG:CZ	2:B:101:VAL:HG21	7	1.92
(1,37)	1:A:104:ARG:CZ	2:B:101:VAL:HG22	7	1.92
(1,37)	1:A:104:ARG:CZ	2:B:101:VAL:HG23	7	1.92

*Continued on next page...*



*Continued from previous page...*

Key	Atom-1	Atom-2	Model ID	Violation (Å)
(1,37)	1:A:104:ARG:CZ	2:B:101:VAL:N	7	1.92
(1,37)	1:A:104:ARG:CZ	2:B:101:VAL:O	7	1.92
(1,37)	1:A:104:ARG:H	2:B:75:ILE:C	7	1.92
(1,37)	1:A:104:ARG:H	2:B:75:ILE:CA	7	1.92
(1,37)	1:A:104:ARG:H	2:B:75:ILE:CB	7	1.92
(1,37)	1:A:104:ARG:H	2:B:75:ILE:CD1	7	1.92
(1,37)	1:A:104:ARG:H	2:B:75:ILE:CG1	7	1.92
(1,37)	1:A:104:ARG:H	2:B:75:ILE:CG2	7	1.92
(1,37)	1:A:104:ARG:H	2:B:75:ILE:H	7	1.92
(1,37)	1:A:104:ARG:H	2:B:75:ILE:HA	7	1.92
(1,37)	1:A:104:ARG:H	2:B:75:ILE:HB	7	1.92
(1,37)	1:A:104:ARG:H	2:B:75:ILE:HD11	7	1.92
(1,37)	1:A:104:ARG:H	2:B:75:ILE:HD12	7	1.92
(1,37)	1:A:104:ARG:H	2:B:75:ILE:HD13	7	1.92
(1,37)	1:A:104:ARG:H	2:B:75:ILE:HG12	7	1.92
(1,37)	1:A:104:ARG:H	2:B:75:ILE:HG13	7	1.92
(1,37)	1:A:104:ARG:H	2:B:75:ILE:HG21	7	1.92
(1,37)	1:A:104:ARG:H	2:B:75:ILE:HG22	7	1.92
(1,37)	1:A:104:ARG:H	2:B:75:ILE:HG23	7	1.92
(1,37)	1:A:104:ARG:H	2:B:75:ILE:N	7	1.92
(1,37)	1:A:104:ARG:H	2:B:75:ILE:O	7	1.92
(1,37)	1:A:104:ARG:H	2:B:77:ALA:C	7	1.92
(1,37)	1:A:104:ARG:H	2:B:77:ALA:CA	7	1.92
(1,37)	1:A:104:ARG:H	2:B:77:ALA:CB	7	1.92
(1,37)	1:A:104:ARG:H	2:B:77:ALA:H	7	1.92
(1,37)	1:A:104:ARG:H	2:B:77:ALA:HA	7	1.92
(1,37)	1:A:104:ARG:H	2:B:77:ALA:HB1	7	1.92
(1,37)	1:A:104:ARG:H	2:B:77:ALA:HB2	7	1.92
(1,37)	1:A:104:ARG:H	2:B:77:ALA:HB3	7	1.92
(1,37)	1:A:104:ARG:H	2:B:77:ALA:N	7	1.92
(1,37)	1:A:104:ARG:H	2:B:77:ALA:O	7	1.92
(1,37)	1:A:104:ARG:H	2:B:78:GLY:C	7	1.92
(1,37)	1:A:104:ARG:H	2:B:78:GLY:CA	7	1.92
(1,37)	1:A:104:ARG:H	2:B:78:GLY:H	7	1.92
(1,37)	1:A:104:ARG:H	2:B:78:GLY:HA2	7	1.92
(1,37)	1:A:104:ARG:H	2:B:78:GLY:HA3	7	1.92
(1,37)	1:A:104:ARG:H	2:B:78:GLY:N	7	1.92
(1,37)	1:A:104:ARG:H	2:B:78:GLY:O	7	1.92
(1,37)	1:A:104:ARG:H	2:B:79:LYS:C	7	1.92
(1,37)	1:A:104:ARG:H	2:B:79:LYS:CA	7	1.92
(1,37)	1:A:104:ARG:H	2:B:79:LYS:CB	7	1.92
(1,37)	1:A:104:ARG:H	2:B:79:LYS:CD	7	1.92

*Continued on next page...*

*Continued from previous page...*

Key	Atom-1	Atom-2	Model ID	Violation (Å)
(1,37)	1:A:104:ARG:H	2:B:79:LYS:CE	7	1.92
(1,37)	1:A:104:ARG:H	2:B:79:LYS:CG	7	1.92
(1,37)	1:A:104:ARG:H	2:B:79:LYS:H	7	1.92
(1,37)	1:A:104:ARG:H	2:B:79:LYS:HA	7	1.92
(1,37)	1:A:104:ARG:H	2:B:79:LYS:HB2	7	1.92
(1,37)	1:A:104:ARG:H	2:B:79:LYS:HB3	7	1.92
(1,37)	1:A:104:ARG:H	2:B:79:LYS:HD2	7	1.92
(1,37)	1:A:104:ARG:H	2:B:79:LYS:HD3	7	1.92
(1,37)	1:A:104:ARG:H	2:B:79:LYS:HE2	7	1.92
(1,37)	1:A:104:ARG:H	2:B:79:LYS:HE3	7	1.92
(1,37)	1:A:104:ARG:H	2:B:79:LYS:HG2	7	1.92
(1,37)	1:A:104:ARG:H	2:B:79:LYS:HG3	7	1.92
(1,37)	1:A:104:ARG:H	2:B:79:LYS:HZ1	7	1.92
(1,37)	1:A:104:ARG:H	2:B:79:LYS:HZ2	7	1.92
(1,37)	1:A:104:ARG:H	2:B:79:LYS:HZ3	7	1.92
(1,37)	1:A:104:ARG:H	2:B:79:LYS:N	7	1.92
(1,37)	1:A:104:ARG:H	2:B:79:LYS:NZ	7	1.92
(1,37)	1:A:104:ARG:H	2:B:79:LYS:O	7	1.92
(1,37)	1:A:104:ARG:H	2:B:80:ILE:C	7	1.92
(1,37)	1:A:104:ARG:H	2:B:80:ILE:CA	7	1.92
(1,37)	1:A:104:ARG:H	2:B:80:ILE:CB	7	1.92
(1,37)	1:A:104:ARG:H	2:B:80:ILE:CD1	7	1.92
(1,37)	1:A:104:ARG:H	2:B:80:ILE:CG1	7	1.92
(1,37)	1:A:104:ARG:H	2:B:80:ILE:CG2	7	1.92
(1,37)	1:A:104:ARG:H	2:B:80:ILE:H	7	1.92
(1,37)	1:A:104:ARG:H	2:B:80:ILE:HA	7	1.92
(1,37)	1:A:104:ARG:H	2:B:80:ILE:HB	7	1.92
(1,37)	1:A:104:ARG:H	2:B:80:ILE:HD11	7	1.92
(1,37)	1:A:104:ARG:H	2:B:80:ILE:HD12	7	1.92
(1,37)	1:A:104:ARG:H	2:B:80:ILE:HD13	7	1.92
(1,37)	1:A:104:ARG:H	2:B:80:ILE:HG12	7	1.92
(1,37)	1:A:104:ARG:H	2:B:80:ILE:HG13	7	1.92
(1,37)	1:A:104:ARG:H	2:B:80:ILE:HG21	7	1.92
(1,37)	1:A:104:ARG:H	2:B:80:ILE:HG22	7	1.92
(1,37)	1:A:104:ARG:H	2:B:80:ILE:HG23	7	1.92
(1,37)	1:A:104:ARG:H	2:B:80:ILE:N	7	1.92
(1,37)	1:A:104:ARG:H	2:B:80:ILE:O	7	1.92
(1,37)	1:A:104:ARG:H	2:B:84:GLN:C	7	1.92
(1,37)	1:A:104:ARG:H	2:B:84:GLN:CA	7	1.92
(1,37)	1:A:104:ARG:H	2:B:84:GLN:CB	7	1.92
(1,37)	1:A:104:ARG:H	2:B:84:GLN:CD	7	1.92
(1,37)	1:A:104:ARG:H	2:B:84:GLN:CG	7	1.92

*Continued on next page...*

*Continued from previous page...*

Key	Atom-1	Atom-2	Model ID	Violation (Å)
(1,37)	1:A:104:ARG:H	2:B:84:GLN:H	7	1.92
(1,37)	1:A:104:ARG:H	2:B:84:GLN:HA	7	1.92
(1,37)	1:A:104:ARG:H	2:B:84:GLN:HB2	7	1.92
(1,37)	1:A:104:ARG:H	2:B:84:GLN:HB3	7	1.92
(1,37)	1:A:104:ARG:H	2:B:84:GLN:HE21	7	1.92
(1,37)	1:A:104:ARG:H	2:B:84:GLN:HE22	7	1.92
(1,37)	1:A:104:ARG:H	2:B:84:GLN:HG2	7	1.92
(1,37)	1:A:104:ARG:H	2:B:84:GLN:HG3	7	1.92
(1,37)	1:A:104:ARG:H	2:B:84:GLN:N	7	1.92
(1,37)	1:A:104:ARG:H	2:B:84:GLN:NE2	7	1.92
(1,37)	1:A:104:ARG:H	2:B:84:GLN:O	7	1.92
(1,37)	1:A:104:ARG:H	2:B:84:GLN:OE1	7	1.92
(1,37)	1:A:104:ARG:H	2:B:97:THR:C	7	1.92
(1,37)	1:A:104:ARG:H	2:B:97:THR:CA	7	1.92
(1,37)	1:A:104:ARG:H	2:B:97:THR:CB	7	1.92
(1,37)	1:A:104:ARG:H	2:B:97:THR:CG2	7	1.92
(1,37)	1:A:104:ARG:H	2:B:97:THR:H	7	1.92
(1,37)	1:A:104:ARG:H	2:B:97:THR:HA	7	1.92
(1,37)	1:A:104:ARG:H	2:B:97:THR:HB	7	1.92
(1,37)	1:A:104:ARG:H	2:B:97:THR:HG1	7	1.92
(1,37)	1:A:104:ARG:H	2:B:97:THR:HG21	7	1.92
(1,37)	1:A:104:ARG:H	2:B:97:THR:HG22	7	1.92
(1,37)	1:A:104:ARG:H	2:B:97:THR:HG23	7	1.92
(1,37)	1:A:104:ARG:H	2:B:97:THR:N	7	1.92
(1,37)	1:A:104:ARG:H	2:B:97:THR:O	7	1.92
(1,37)	1:A:104:ARG:H	2:B:97:THR:OG1	7	1.92
(1,37)	1:A:104:ARG:H	2:B:99:HIS:C	7	1.92
(1,37)	1:A:104:ARG:H	2:B:99:HIS:CA	7	1.92
(1,37)	1:A:104:ARG:H	2:B:99:HIS:CB	7	1.92
(1,37)	1:A:104:ARG:H	2:B:99:HIS:CD2	7	1.92
(1,37)	1:A:104:ARG:H	2:B:99:HIS:CE1	7	1.92
(1,37)	1:A:104:ARG:H	2:B:99:HIS:CG	7	1.92
(1,37)	1:A:104:ARG:H	2:B:99:HIS:H	7	1.92
(1,37)	1:A:104:ARG:H	2:B:99:HIS:HA	7	1.92
(1,37)	1:A:104:ARG:H	2:B:99:HIS:HB2	7	1.92
(1,37)	1:A:104:ARG:H	2:B:99:HIS:HB3	7	1.92
(1,37)	1:A:104:ARG:H	2:B:99:HIS:HD1	7	1.92
(1,37)	1:A:104:ARG:H	2:B:99:HIS:HD2	7	1.92
(1,37)	1:A:104:ARG:H	2:B:99:HIS:HE1	7	1.92
(1,37)	1:A:104:ARG:H	2:B:99:HIS:HE2	7	1.92
(1,37)	1:A:104:ARG:H	2:B:99:HIS:N	7	1.92
(1,37)	1:A:104:ARG:H	2:B:99:HIS:ND1	7	1.92

*Continued on next page...*

*Continued from previous page...*

Key	Atom-1	Atom-2	Model ID	Violation (Å)
(1,37)	1:A:104:ARG:H	2:B:99:HIS:NE2	7	1.92
(1,37)	1:A:104:ARG:H	2:B:99:HIS:O	7	1.92
(1,37)	1:A:104:ARG:H	2:B:101:VAL:C	7	1.92
(1,37)	1:A:104:ARG:H	2:B:101:VAL:CA	7	1.92
(1,37)	1:A:104:ARG:H	2:B:101:VAL:CB	7	1.92
(1,37)	1:A:104:ARG:H	2:B:101:VAL:CG1	7	1.92
(1,37)	1:A:104:ARG:H	2:B:101:VAL:CG2	7	1.92
(1,37)	1:A:104:ARG:H	2:B:101:VAL:H	7	1.92
(1,37)	1:A:104:ARG:H	2:B:101:VAL:HA	7	1.92
(1,37)	1:A:104:ARG:H	2:B:101:VAL:HB	7	1.92
(1,37)	1:A:104:ARG:H	2:B:101:VAL:HG11	7	1.92
(1,37)	1:A:104:ARG:H	2:B:101:VAL:HG12	7	1.92
(1,37)	1:A:104:ARG:H	2:B:101:VAL:HG13	7	1.92
(1,37)	1:A:104:ARG:H	2:B:101:VAL:HG21	7	1.92
(1,37)	1:A:104:ARG:H	2:B:101:VAL:HG22	7	1.92
(1,37)	1:A:104:ARG:H	2:B:101:VAL:HG23	7	1.92
(1,37)	1:A:104:ARG:H	2:B:101:VAL:N	7	1.92
(1,37)	1:A:104:ARG:H	2:B:101:VAL:O	7	1.92
(1,37)	1:A:104:ARG:HA	2:B:75:ILE:C	7	1.92
(1,37)	1:A:104:ARG:HA	2:B:75:ILE:CA	7	1.92
(1,37)	1:A:104:ARG:HA	2:B:75:ILE:CB	7	1.92
(1,37)	1:A:104:ARG:HA	2:B:75:ILE:CD1	7	1.92
(1,37)	1:A:104:ARG:HA	2:B:75:ILE:CG1	7	1.92
(1,37)	1:A:104:ARG:HA	2:B:75:ILE:CG2	7	1.92
(1,37)	1:A:104:ARG:HA	2:B:75:ILE:H	7	1.92
(1,37)	1:A:104:ARG:HA	2:B:75:ILE:HA	7	1.92
(1,37)	1:A:104:ARG:HA	2:B:75:ILE:HB	7	1.92
(1,37)	1:A:104:ARG:HA	2:B:75:ILE:HD11	7	1.92
(1,37)	1:A:104:ARG:HA	2:B:75:ILE:HD12	7	1.92
(1,37)	1:A:104:ARG:HA	2:B:75:ILE:HD13	7	1.92
(1,37)	1:A:104:ARG:HA	2:B:75:ILE:HG12	7	1.92
(1,37)	1:A:104:ARG:HA	2:B:75:ILE:HG13	7	1.92
(1,37)	1:A:104:ARG:HA	2:B:75:ILE:HG21	7	1.92
(1,37)	1:A:104:ARG:HA	2:B:75:ILE:HG22	7	1.92
(1,37)	1:A:104:ARG:HA	2:B:75:ILE:HG23	7	1.92
(1,37)	1:A:104:ARG:HA	2:B:75:ILE:N	7	1.92
(1,37)	1:A:104:ARG:HA	2:B:75:ILE:O	7	1.92
(1,37)	1:A:104:ARG:HA	2:B:77:ALA:C	7	1.92
(1,37)	1:A:104:ARG:HA	2:B:77:ALA:CA	7	1.92
(1,37)	1:A:104:ARG:HA	2:B:77:ALA:CB	7	1.92
(1,37)	1:A:104:ARG:HA	2:B:77:ALA:H	7	1.92
(1,37)	1:A:104:ARG:HA	2:B:77:ALA:HA	7	1.92

*Continued on next page...*

*Continued from previous page...*

Key	Atom-1	Atom-2	Model ID	Violation (Å)
(1,37)	1:A:104:ARG:HA	2:B:77:ALA:HB1	7	1.92
(1,37)	1:A:104:ARG:HA	2:B:77:ALA:HB2	7	1.92
(1,37)	1:A:104:ARG:HA	2:B:77:ALA:HB3	7	1.92
(1,37)	1:A:104:ARG:HA	2:B:77:ALA:N	7	1.92
(1,37)	1:A:104:ARG:HA	2:B:77:ALA:O	7	1.92
(1,37)	1:A:104:ARG:HA	2:B:78:GLY:C	7	1.92
(1,37)	1:A:104:ARG:HA	2:B:78:GLY:CA	7	1.92
(1,37)	1:A:104:ARG:HA	2:B:78:GLY:H	7	1.92
(1,37)	1:A:104:ARG:HA	2:B:78:GLY:HA2	7	1.92
(1,37)	1:A:104:ARG:HA	2:B:78:GLY:HA3	7	1.92
(1,37)	1:A:104:ARG:HA	2:B:78:GLY:N	7	1.92
(1,37)	1:A:104:ARG:HA	2:B:78:GLY:O	7	1.92
(1,37)	1:A:104:ARG:HA	2:B:79:LYS:C	7	1.92
(1,37)	1:A:104:ARG:HA	2:B:79:LYS:CA	7	1.92
(1,37)	1:A:104:ARG:HA	2:B:79:LYS:CB	7	1.92
(1,37)	1:A:104:ARG:HA	2:B:79:LYS:CD	7	1.92
(1,37)	1:A:104:ARG:HA	2:B:79:LYS:CE	7	1.92
(1,37)	1:A:104:ARG:HA	2:B:79:LYS:CG	7	1.92
(1,37)	1:A:104:ARG:HA	2:B:79:LYS:H	7	1.92
(1,37)	1:A:104:ARG:HA	2:B:79:LYS:HA	7	1.92
(1,37)	1:A:104:ARG:HA	2:B:79:LYS:HB2	7	1.92
(1,37)	1:A:104:ARG:HA	2:B:79:LYS:HB3	7	1.92
(1,37)	1:A:104:ARG:HA	2:B:79:LYS:HD2	7	1.92
(1,37)	1:A:104:ARG:HA	2:B:79:LYS:HD3	7	1.92
(1,37)	1:A:104:ARG:HA	2:B:79:LYS:HE2	7	1.92
(1,37)	1:A:104:ARG:HA	2:B:79:LYS:HE3	7	1.92
(1,37)	1:A:104:ARG:HA	2:B:79:LYS:HG2	7	1.92
(1,37)	1:A:104:ARG:HA	2:B:79:LYS:HG3	7	1.92
(1,37)	1:A:104:ARG:HA	2:B:79:LYS:HZ1	7	1.92
(1,37)	1:A:104:ARG:HA	2:B:79:LYS:HZ2	7	1.92
(1,37)	1:A:104:ARG:HA	2:B:79:LYS:HZ3	7	1.92
(1,37)	1:A:104:ARG:HA	2:B:79:LYS:N	7	1.92
(1,37)	1:A:104:ARG:HA	2:B:79:LYS:NZ	7	1.92
(1,37)	1:A:104:ARG:HA	2:B:79:LYS:O	7	1.92
(1,37)	1:A:104:ARG:HA	2:B:80:ILE:C	7	1.92
(1,37)	1:A:104:ARG:HA	2:B:80:ILE:CA	7	1.92
(1,37)	1:A:104:ARG:HA	2:B:80:ILE:CB	7	1.92
(1,37)	1:A:104:ARG:HA	2:B:80:ILE:CD1	7	1.92
(1,37)	1:A:104:ARG:HA	2:B:80:ILE:CG1	7	1.92
(1,37)	1:A:104:ARG:HA	2:B:80:ILE:CG2	7	1.92
(1,37)	1:A:104:ARG:HA	2:B:80:ILE:H	7	1.92
(1,37)	1:A:104:ARG:HA	2:B:80:ILE:HA	7	1.92

*Continued on next page...*

*Continued from previous page...*

Key	Atom-1	Atom-2	Model ID	Violation (Å)
(1,37)	1:A:104:ARG:HA	2:B:80:ILE:HB	7	1.92
(1,37)	1:A:104:ARG:HA	2:B:80:ILE:HD11	7	1.92
(1,37)	1:A:104:ARG:HA	2:B:80:ILE:HD12	7	1.92
(1,37)	1:A:104:ARG:HA	2:B:80:ILE:HD13	7	1.92
(1,37)	1:A:104:ARG:HA	2:B:80:ILE:HG12	7	1.92
(1,37)	1:A:104:ARG:HA	2:B:80:ILE:HG13	7	1.92
(1,37)	1:A:104:ARG:HA	2:B:80:ILE:HG21	7	1.92
(1,37)	1:A:104:ARG:HA	2:B:80:ILE:HG22	7	1.92
(1,37)	1:A:104:ARG:HA	2:B:80:ILE:HG23	7	1.92
(1,37)	1:A:104:ARG:HA	2:B:80:ILE:N	7	1.92
(1,37)	1:A:104:ARG:HA	2:B:80:ILE:O	7	1.92
(1,37)	1:A:104:ARG:HA	2:B:84:GLN:C	7	1.92
(1,37)	1:A:104:ARG:HA	2:B:84:GLN:CA	7	1.92
(1,37)	1:A:104:ARG:HA	2:B:84:GLN:CB	7	1.92
(1,37)	1:A:104:ARG:HA	2:B:84:GLN:CD	7	1.92
(1,37)	1:A:104:ARG:HA	2:B:84:GLN:CG	7	1.92
(1,37)	1:A:104:ARG:HA	2:B:84:GLN:H	7	1.92
(1,37)	1:A:104:ARG:HA	2:B:84:GLN:HA	7	1.92
(1,37)	1:A:104:ARG:HA	2:B:84:GLN:HB2	7	1.92
(1,37)	1:A:104:ARG:HA	2:B:84:GLN:HB3	7	1.92
(1,37)	1:A:104:ARG:HA	2:B:84:GLN:HE21	7	1.92
(1,37)	1:A:104:ARG:HA	2:B:84:GLN:HE22	7	1.92
(1,37)	1:A:104:ARG:HA	2:B:84:GLN:HG2	7	1.92
(1,37)	1:A:104:ARG:HA	2:B:84:GLN:HG3	7	1.92
(1,37)	1:A:104:ARG:HA	2:B:84:GLN:N	7	1.92
(1,37)	1:A:104:ARG:HA	2:B:84:GLN:NE2	7	1.92
(1,37)	1:A:104:ARG:HA	2:B:84:GLN:O	7	1.92
(1,37)	1:A:104:ARG:HA	2:B:84:GLN:OE1	7	1.92
(1,37)	1:A:104:ARG:HA	2:B:97:THR:C	7	1.92
(1,37)	1:A:104:ARG:HA	2:B:97:THR:CA	7	1.92
(1,37)	1:A:104:ARG:HA	2:B:97:THR:CB	7	1.92
(1,37)	1:A:104:ARG:HA	2:B:97:THR:CG2	7	1.92
(1,37)	1:A:104:ARG:HA	2:B:97:THR:H	7	1.92
(1,37)	1:A:104:ARG:HA	2:B:97:THR:HA	7	1.92
(1,37)	1:A:104:ARG:HA	2:B:97:THR:HB	7	1.92
(1,37)	1:A:104:ARG:HA	2:B:97:THR:HG1	7	1.92
(1,37)	1:A:104:ARG:HA	2:B:97:THR:HG21	7	1.92
(1,37)	1:A:104:ARG:HA	2:B:97:THR:HG22	7	1.92
(1,37)	1:A:104:ARG:HA	2:B:97:THR:HG23	7	1.92
(1,37)	1:A:104:ARG:HA	2:B:97:THR:N	7	1.92
(1,37)	1:A:104:ARG:HA	2:B:97:THR:O	7	1.92
(1,37)	1:A:104:ARG:HA	2:B:97:THR:OG1	7	1.92

*Continued on next page...*

*Continued from previous page...*

Key	Atom-1	Atom-2	Model ID	Violation (Å)
(1,37)	1:A:104:ARG:HA	2:B:99:HIS:C	7	1.92
(1,37)	1:A:104:ARG:HA	2:B:99:HIS:CA	7	1.92
(1,37)	1:A:104:ARG:HA	2:B:99:HIS:CB	7	1.92
(1,37)	1:A:104:ARG:HA	2:B:99:HIS:CD2	7	1.92
(1,37)	1:A:104:ARG:HA	2:B:99:HIS:CE1	7	1.92
(1,37)	1:A:104:ARG:HA	2:B:99:HIS:CG	7	1.92
(1,37)	1:A:104:ARG:HA	2:B:99:HIS:H	7	1.92
(1,37)	1:A:104:ARG:HA	2:B:99:HIS:HA	7	1.92
(1,37)	1:A:104:ARG:HA	2:B:99:HIS:HB2	7	1.92
(1,37)	1:A:104:ARG:HA	2:B:99:HIS:HB3	7	1.92
(1,37)	1:A:104:ARG:HA	2:B:99:HIS:HD1	7	1.92
(1,37)	1:A:104:ARG:HA	2:B:99:HIS:HD2	7	1.92
(1,37)	1:A:104:ARG:HA	2:B:99:HIS:HE1	7	1.92
(1,37)	1:A:104:ARG:HA	2:B:99:HIS:HE2	7	1.92
(1,37)	1:A:104:ARG:HA	2:B:99:HIS:N	7	1.92
(1,37)	1:A:104:ARG:HA	2:B:99:HIS:ND1	7	1.92
(1,37)	1:A:104:ARG:HA	2:B:99:HIS:NE2	7	1.92
(1,37)	1:A:104:ARG:HA	2:B:99:HIS:O	7	1.92
(1,37)	1:A:104:ARG:HA	2:B:101:VAL:C	7	1.92
(1,37)	1:A:104:ARG:HA	2:B:101:VAL:CA	7	1.92
(1,37)	1:A:104:ARG:HA	2:B:101:VAL:CB	7	1.92
(1,37)	1:A:104:ARG:HA	2:B:101:VAL:CG1	7	1.92
(1,37)	1:A:104:ARG:HA	2:B:101:VAL:CG2	7	1.92
(1,37)	1:A:104:ARG:HA	2:B:101:VAL:H	7	1.92
(1,37)	1:A:104:ARG:HA	2:B:101:VAL:HA	7	1.92
(1,37)	1:A:104:ARG:HA	2:B:101:VAL:HB	7	1.92
(1,37)	1:A:104:ARG:HA	2:B:101:VAL:HG11	7	1.92
(1,37)	1:A:104:ARG:HA	2:B:101:VAL:HG12	7	1.92
(1,37)	1:A:104:ARG:HA	2:B:101:VAL:HG13	7	1.92
(1,37)	1:A:104:ARG:HA	2:B:101:VAL:HG21	7	1.92
(1,37)	1:A:104:ARG:HA	2:B:101:VAL:HG22	7	1.92
(1,37)	1:A:104:ARG:HA	2:B:101:VAL:HG23	7	1.92
(1,37)	1:A:104:ARG:HA	2:B:101:VAL:N	7	1.92
(1,37)	1:A:104:ARG:HA	2:B:101:VAL:O	7	1.92
(1,37)	1:A:104:ARG:HB2	2:B:75:ILE:C	7	1.92
(1,37)	1:A:104:ARG:HB2	2:B:75:ILE:CA	7	1.92
(1,37)	1:A:104:ARG:HB2	2:B:75:ILE:CB	7	1.92
(1,37)	1:A:104:ARG:HB2	2:B:75:ILE:CD1	7	1.92
(1,37)	1:A:104:ARG:HB2	2:B:75:ILE:CG1	7	1.92
(1,37)	1:A:104:ARG:HB2	2:B:75:ILE:CG2	7	1.92
(1,37)	1:A:104:ARG:HB2	2:B:75:ILE:H	7	1.92
(1,37)	1:A:104:ARG:HB2	2:B:75:ILE:HA	7	1.92

*Continued on next page...*

*Continued from previous page...*

Key	Atom-1	Atom-2	Model ID	Violation (Å)
(1,37)	1:A:104:ARG:HB2	2:B:75:ILE:HB	7	1.92
(1,37)	1:A:104:ARG:HB2	2:B:75:ILE:HD11	7	1.92
(1,37)	1:A:104:ARG:HB2	2:B:75:ILE:HD12	7	1.92
(1,37)	1:A:104:ARG:HB2	2:B:75:ILE:HD13	7	1.92
(1,37)	1:A:104:ARG:HB2	2:B:75:ILE:HG12	7	1.92
(1,37)	1:A:104:ARG:HB2	2:B:75:ILE:HG13	7	1.92
(1,37)	1:A:104:ARG:HB2	2:B:75:ILE:HG21	7	1.92
(1,37)	1:A:104:ARG:HB2	2:B:75:ILE:HG22	7	1.92
(1,37)	1:A:104:ARG:HB2	2:B:75:ILE:HG23	7	1.92
(1,37)	1:A:104:ARG:HB2	2:B:75:ILE:N	7	1.92
(1,37)	1:A:104:ARG:HB2	2:B:75:ILE:O	7	1.92
(1,37)	1:A:104:ARG:HB2	2:B:77:ALA:C	7	1.92
(1,37)	1:A:104:ARG:HB2	2:B:77:ALA:CA	7	1.92
(1,37)	1:A:104:ARG:HB2	2:B:77:ALA:CB	7	1.92
(1,37)	1:A:104:ARG:HB2	2:B:77:ALA:H	7	1.92
(1,37)	1:A:104:ARG:HB2	2:B:77:ALA:HA	7	1.92
(1,37)	1:A:104:ARG:HB2	2:B:77:ALA:HB1	7	1.92
(1,37)	1:A:104:ARG:HB2	2:B:77:ALA:HB2	7	1.92
(1,37)	1:A:104:ARG:HB2	2:B:77:ALA:HB3	7	1.92
(1,37)	1:A:104:ARG:HB2	2:B:77:ALA:N	7	1.92
(1,37)	1:A:104:ARG:HB2	2:B:77:ALA:O	7	1.92
(1,37)	1:A:104:ARG:HB2	2:B:78:GLY:C	7	1.92
(1,37)	1:A:104:ARG:HB2	2:B:78:GLY:CA	7	1.92
(1,37)	1:A:104:ARG:HB2	2:B:78:GLY:H	7	1.92
(1,37)	1:A:104:ARG:HB2	2:B:78:GLY:HA2	7	1.92
(1,37)	1:A:104:ARG:HB2	2:B:78:GLY:HA3	7	1.92
(1,37)	1:A:104:ARG:HB2	2:B:78:GLY:N	7	1.92
(1,37)	1:A:104:ARG:HB2	2:B:78:GLY:O	7	1.92
(1,37)	1:A:104:ARG:HB2	2:B:79:LYS:C	7	1.92
(1,37)	1:A:104:ARG:HB2	2:B:79:LYS:CA	7	1.92
(1,37)	1:A:104:ARG:HB2	2:B:79:LYS:CB	7	1.92
(1,37)	1:A:104:ARG:HB2	2:B:79:LYS:CD	7	1.92
(1,37)	1:A:104:ARG:HB2	2:B:79:LYS:CE	7	1.92
(1,37)	1:A:104:ARG:HB2	2:B:79:LYS:CG	7	1.92
(1,37)	1:A:104:ARG:HB2	2:B:79:LYS:H	7	1.92
(1,37)	1:A:104:ARG:HB2	2:B:79:LYS:HA	7	1.92
(1,37)	1:A:104:ARG:HB2	2:B:79:LYS:HB2	7	1.92
(1,37)	1:A:104:ARG:HB2	2:B:79:LYS:HB3	7	1.92
(1,37)	1:A:104:ARG:HB2	2:B:79:LYS:HD2	7	1.92
(1,37)	1:A:104:ARG:HB2	2:B:79:LYS:HD3	7	1.92
(1,37)	1:A:104:ARG:HB2	2:B:79:LYS:HE2	7	1.92
(1,37)	1:A:104:ARG:HB2	2:B:79:LYS:HE3	7	1.92

*Continued on next page...*



*Continued from previous page...*

Key	Atom-1	Atom-2	Model ID	Violation (Å)
(1,37)	1:A:104:ARG:HB2	2:B:79:LYS:HG2	7	1.92
(1,37)	1:A:104:ARG:HB2	2:B:79:LYS:HG3	7	1.92
(1,37)	1:A:104:ARG:HB2	2:B:79:LYS:HZ1	7	1.92
(1,37)	1:A:104:ARG:HB2	2:B:79:LYS:HZ2	7	1.92
(1,37)	1:A:104:ARG:HB2	2:B:79:LYS:HZ3	7	1.92
(1,37)	1:A:104:ARG:HB2	2:B:79:LYS:N	7	1.92
(1,37)	1:A:104:ARG:HB2	2:B:79:LYS:NZ	7	1.92
(1,37)	1:A:104:ARG:HB2	2:B:79:LYS:O	7	1.92
(1,37)	1:A:104:ARG:HB2	2:B:80:ILE:C	7	1.92
(1,37)	1:A:104:ARG:HB2	2:B:80:ILE:CA	7	1.92
(1,37)	1:A:104:ARG:HB2	2:B:80:ILE:CB	7	1.92
(1,37)	1:A:104:ARG:HB2	2:B:80:ILE:CD1	7	1.92
(1,37)	1:A:104:ARG:HB2	2:B:80:ILE:CG1	7	1.92
(1,37)	1:A:104:ARG:HB2	2:B:80:ILE:CG2	7	1.92
(1,37)	1:A:104:ARG:HB2	2:B:80:ILE:H	7	1.92
(1,37)	1:A:104:ARG:HB2	2:B:80:ILE:HA	7	1.92
(1,37)	1:A:104:ARG:HB2	2:B:80:ILE:HB	7	1.92
(1,37)	1:A:104:ARG:HB2	2:B:80:ILE:HD11	7	1.92
(1,37)	1:A:104:ARG:HB2	2:B:80:ILE:HD12	7	1.92
(1,37)	1:A:104:ARG:HB2	2:B:80:ILE:HD13	7	1.92
(1,37)	1:A:104:ARG:HB2	2:B:80:ILE:HG12	7	1.92
(1,37)	1:A:104:ARG:HB2	2:B:80:ILE:HG13	7	1.92
(1,37)	1:A:104:ARG:HB2	2:B:80:ILE:HG21	7	1.92
(1,37)	1:A:104:ARG:HB2	2:B:80:ILE:HG22	7	1.92
(1,37)	1:A:104:ARG:HB2	2:B:80:ILE:HG23	7	1.92
(1,37)	1:A:104:ARG:HB2	2:B:80:ILE:N	7	1.92
(1,37)	1:A:104:ARG:HB2	2:B:80:ILE:O	7	1.92
(1,37)	1:A:104:ARG:HB2	2:B:84:GLN:C	7	1.92
(1,37)	1:A:104:ARG:HB2	2:B:84:GLN:CA	7	1.92
(1,37)	1:A:104:ARG:HB2	2:B:84:GLN:CB	7	1.92
(1,37)	1:A:104:ARG:HB2	2:B:84:GLN:CD	7	1.92
(1,37)	1:A:104:ARG:HB2	2:B:84:GLN:CG	7	1.92
(1,37)	1:A:104:ARG:HB2	2:B:84:GLN:H	7	1.92
(1,37)	1:A:104:ARG:HB2	2:B:84:GLN:HA	7	1.92
(1,37)	1:A:104:ARG:HB2	2:B:84:GLN:HB2	7	1.92
(1,37)	1:A:104:ARG:HB2	2:B:84:GLN:HB3	7	1.92
(1,37)	1:A:104:ARG:HB2	2:B:84:GLN:HE21	7	1.92
(1,37)	1:A:104:ARG:HB2	2:B:84:GLN:HE22	7	1.92
(1,37)	1:A:104:ARG:HB2	2:B:84:GLN:HG2	7	1.92
(1,37)	1:A:104:ARG:HB2	2:B:84:GLN:HG3	7	1.92
(1,37)	1:A:104:ARG:HB2	2:B:84:GLN:N	7	1.92
(1,37)	1:A:104:ARG:HB2	2:B:84:GLN:NE2	7	1.92

*Continued on next page...*

*Continued from previous page...*

Key	Atom-1	Atom-2	Model ID	Violation (Å)
(1,37)	1:A:104:ARG:HB2	2:B:84:GLN:O	7	1.92
(1,37)	1:A:104:ARG:HB2	2:B:84:GLN:OE1	7	1.92
(1,37)	1:A:104:ARG:HB2	2:B:97:THR:C	7	1.92
(1,37)	1:A:104:ARG:HB2	2:B:97:THR:CA	7	1.92
(1,37)	1:A:104:ARG:HB2	2:B:97:THR:CB	7	1.92
(1,37)	1:A:104:ARG:HB2	2:B:97:THR:CG2	7	1.92
(1,37)	1:A:104:ARG:HB2	2:B:97:THR:H	7	1.92
(1,37)	1:A:104:ARG:HB2	2:B:97:THR:HA	7	1.92
(1,37)	1:A:104:ARG:HB2	2:B:97:THR:HB	7	1.92
(1,37)	1:A:104:ARG:HB2	2:B:97:THR:HG1	7	1.92
(1,37)	1:A:104:ARG:HB2	2:B:97:THR:HG21	7	1.92
(1,37)	1:A:104:ARG:HB2	2:B:97:THR:HG22	7	1.92
(1,37)	1:A:104:ARG:HB2	2:B:97:THR:HG23	7	1.92
(1,37)	1:A:104:ARG:HB2	2:B:97:THR:N	7	1.92
(1,37)	1:A:104:ARG:HB2	2:B:97:THR:O	7	1.92
(1,37)	1:A:104:ARG:HB2	2:B:97:THR:OG1	7	1.92
(1,37)	1:A:104:ARG:HB2	2:B:99:HIS:C	7	1.92
(1,37)	1:A:104:ARG:HB2	2:B:99:HIS:CA	7	1.92
(1,37)	1:A:104:ARG:HB2	2:B:99:HIS:CB	7	1.92
(1,37)	1:A:104:ARG:HB2	2:B:99:HIS:CD2	7	1.92
(1,37)	1:A:104:ARG:HB2	2:B:99:HIS:CE1	7	1.92
(1,37)	1:A:104:ARG:HB2	2:B:99:HIS:CG	7	1.92
(1,37)	1:A:104:ARG:HB2	2:B:99:HIS:H	7	1.92
(1,37)	1:A:104:ARG:HB2	2:B:99:HIS:HA	7	1.92
(1,37)	1:A:104:ARG:HB2	2:B:99:HIS:HB2	7	1.92
(1,37)	1:A:104:ARG:HB2	2:B:99:HIS:HB3	7	1.92
(1,37)	1:A:104:ARG:HB2	2:B:99:HIS:HD1	7	1.92
(1,37)	1:A:104:ARG:HB2	2:B:99:HIS:HD2	7	1.92
(1,37)	1:A:104:ARG:HB2	2:B:99:HIS:HE1	7	1.92
(1,37)	1:A:104:ARG:HB2	2:B:99:HIS:HE2	7	1.92
(1,37)	1:A:104:ARG:HB2	2:B:99:HIS:N	7	1.92
(1,37)	1:A:104:ARG:HB2	2:B:99:HIS:ND1	7	1.92
(1,37)	1:A:104:ARG:HB2	2:B:99:HIS:NE2	7	1.92
(1,37)	1:A:104:ARG:HB2	2:B:99:HIS:O	7	1.92
(1,37)	1:A:104:ARG:HB2	2:B:101:VAL:C	7	1.92
(1,37)	1:A:104:ARG:HB2	2:B:101:VAL:CA	7	1.92
(1,37)	1:A:104:ARG:HB2	2:B:101:VAL:CB	7	1.92
(1,37)	1:A:104:ARG:HB2	2:B:101:VAL:CG1	7	1.92
(1,37)	1:A:104:ARG:HB2	2:B:101:VAL:CG2	7	1.92
(1,37)	1:A:104:ARG:HB2	2:B:101:VAL:H	7	1.92
(1,37)	1:A:104:ARG:HB2	2:B:101:VAL:HA	7	1.92
(1,37)	1:A:104:ARG:HB2	2:B:101:VAL:HB	7	1.92

*Continued on next page...*

*Continued from previous page...*

Key	Atom-1	Atom-2	Model ID	Violation (Å)
(1,37)	1:A:104:ARG:HB2	2:B:101:VAL:HG11	7	1.92
(1,37)	1:A:104:ARG:HB2	2:B:101:VAL:HG12	7	1.92
(1,37)	1:A:104:ARG:HB2	2:B:101:VAL:HG13	7	1.92
(1,37)	1:A:104:ARG:HB2	2:B:101:VAL:HG21	7	1.92
(1,37)	1:A:104:ARG:HB2	2:B:101:VAL:HG22	7	1.92
(1,37)	1:A:104:ARG:HB2	2:B:101:VAL:HG23	7	1.92
(1,37)	1:A:104:ARG:HB2	2:B:101:VAL:N	7	1.92
(1,37)	1:A:104:ARG:HB2	2:B:101:VAL:O	7	1.92
(1,37)	1:A:104:ARG:HB3	2:B:75:ILE:C	7	1.92
(1,37)	1:A:104:ARG:HB3	2:B:75:ILE:CA	7	1.92
(1,37)	1:A:104:ARG:HB3	2:B:75:ILE:CB	7	1.92
(1,37)	1:A:104:ARG:HB3	2:B:75:ILE:CD1	7	1.92
(1,37)	1:A:104:ARG:HB3	2:B:75:ILE:CG1	7	1.92
(1,37)	1:A:104:ARG:HB3	2:B:75:ILE:CG2	7	1.92
(1,37)	1:A:104:ARG:HB3	2:B:75:ILE:H	7	1.92
(1,37)	1:A:104:ARG:HB3	2:B:75:ILE:HA	7	1.92
(1,37)	1:A:104:ARG:HB3	2:B:75:ILE:HB	7	1.92
(1,37)	1:A:104:ARG:HB3	2:B:75:ILE:HD11	7	1.92
(1,37)	1:A:104:ARG:HB3	2:B:75:ILE:HD12	7	1.92
(1,37)	1:A:104:ARG:HB3	2:B:75:ILE:HD13	7	1.92
(1,37)	1:A:104:ARG:HB3	2:B:75:ILE:HG12	7	1.92
(1,37)	1:A:104:ARG:HB3	2:B:75:ILE:HG13	7	1.92
(1,37)	1:A:104:ARG:HB3	2:B:75:ILE:HG21	7	1.92
(1,37)	1:A:104:ARG:HB3	2:B:75:ILE:HG22	7	1.92
(1,37)	1:A:104:ARG:HB3	2:B:75:ILE:HG23	7	1.92
(1,37)	1:A:104:ARG:HB3	2:B:75:ILE:N	7	1.92
(1,37)	1:A:104:ARG:HB3	2:B:75:ILE:O	7	1.92
(1,37)	1:A:104:ARG:HB3	2:B:77:ALA:C	7	1.92
(1,37)	1:A:104:ARG:HB3	2:B:77:ALA:CA	7	1.92
(1,37)	1:A:104:ARG:HB3	2:B:77:ALA:CB	7	1.92
(1,37)	1:A:104:ARG:HB3	2:B:77:ALA:H	7	1.92
(1,37)	1:A:104:ARG:HB3	2:B:77:ALA:HA	7	1.92
(1,37)	1:A:104:ARG:HB3	2:B:77:ALA:HB1	7	1.92
(1,37)	1:A:104:ARG:HB3	2:B:77:ALA:HB2	7	1.92
(1,37)	1:A:104:ARG:HB3	2:B:77:ALA:HB3	7	1.92
(1,37)	1:A:104:ARG:HB3	2:B:77:ALA:N	7	1.92
(1,37)	1:A:104:ARG:HB3	2:B:77:ALA:O	7	1.92
(1,37)	1:A:104:ARG:HB3	2:B:78:GLY:C	7	1.92
(1,37)	1:A:104:ARG:HB3	2:B:78:GLY:CA	7	1.92
(1,37)	1:A:104:ARG:HB3	2:B:78:GLY:H	7	1.92
(1,37)	1:A:104:ARG:HB3	2:B:78:GLY:HA2	7	1.92
(1,37)	1:A:104:ARG:HB3	2:B:78:GLY:HA3	7	1.92

*Continued on next page...*

*Continued from previous page...*

Key	Atom-1	Atom-2	Model ID	Violation (Å)
(1,37)	1:A:104:ARG:HB3	2:B:78:GLY:N	7	1.92
(1,37)	1:A:104:ARG:HB3	2:B:78:GLY:O	7	1.92
(1,37)	1:A:104:ARG:HB3	2:B:79:LYS:C	7	1.92
(1,37)	1:A:104:ARG:HB3	2:B:79:LYS:CA	7	1.92
(1,37)	1:A:104:ARG:HB3	2:B:79:LYS:CB	7	1.92
(1,37)	1:A:104:ARG:HB3	2:B:79:LYS:CD	7	1.92
(1,37)	1:A:104:ARG:HB3	2:B:79:LYS:CE	7	1.92
(1,37)	1:A:104:ARG:HB3	2:B:79:LYS:CG	7	1.92
(1,37)	1:A:104:ARG:HB3	2:B:79:LYS:H	7	1.92
(1,37)	1:A:104:ARG:HB3	2:B:79:LYS:HA	7	1.92
(1,37)	1:A:104:ARG:HB3	2:B:79:LYS:HB2	7	1.92
(1,37)	1:A:104:ARG:HB3	2:B:79:LYS:HB3	7	1.92
(1,37)	1:A:104:ARG:HB3	2:B:79:LYS:HD2	7	1.92
(1,37)	1:A:104:ARG:HB3	2:B:79:LYS:HD3	7	1.92
(1,37)	1:A:104:ARG:HB3	2:B:79:LYS:HE2	7	1.92
(1,37)	1:A:104:ARG:HB3	2:B:79:LYS:HE3	7	1.92
(1,37)	1:A:104:ARG:HB3	2:B:79:LYS:HG2	7	1.92
(1,37)	1:A:104:ARG:HB3	2:B:79:LYS:HG3	7	1.92
(1,37)	1:A:104:ARG:HB3	2:B:79:LYS:HZ1	7	1.92
(1,37)	1:A:104:ARG:HB3	2:B:79:LYS:HZ2	7	1.92
(1,37)	1:A:104:ARG:HB3	2:B:79:LYS:HZ3	7	1.92
(1,37)	1:A:104:ARG:HB3	2:B:79:LYS:N	7	1.92
(1,37)	1:A:104:ARG:HB3	2:B:79:LYS:NZ	7	1.92
(1,37)	1:A:104:ARG:HB3	2:B:79:LYS:O	7	1.92
(1,37)	1:A:104:ARG:HB3	2:B:80:ILE:C	7	1.92
(1,37)	1:A:104:ARG:HB3	2:B:80:ILE:CA	7	1.92
(1,37)	1:A:104:ARG:HB3	2:B:80:ILE:CB	7	1.92
(1,37)	1:A:104:ARG:HB3	2:B:80:ILE:CD1	7	1.92
(1,37)	1:A:104:ARG:HB3	2:B:80:ILE:CG1	7	1.92
(1,37)	1:A:104:ARG:HB3	2:B:80:ILE:CG2	7	1.92
(1,37)	1:A:104:ARG:HB3	2:B:80:ILE:H	7	1.92
(1,37)	1:A:104:ARG:HB3	2:B:80:ILE:HA	7	1.92
(1,37)	1:A:104:ARG:HB3	2:B:80:ILE:HB	7	1.92
(1,37)	1:A:104:ARG:HB3	2:B:80:ILE:HD11	7	1.92
(1,37)	1:A:104:ARG:HB3	2:B:80:ILE:HD12	7	1.92
(1,37)	1:A:104:ARG:HB3	2:B:80:ILE:HD13	7	1.92
(1,37)	1:A:104:ARG:HB3	2:B:80:ILE:HG12	7	1.92
(1,37)	1:A:104:ARG:HB3	2:B:80:ILE:HG13	7	1.92
(1,37)	1:A:104:ARG:HB3	2:B:80:ILE:HG21	7	1.92
(1,37)	1:A:104:ARG:HB3	2:B:80:ILE:HG22	7	1.92
(1,37)	1:A:104:ARG:HB3	2:B:80:ILE:HG23	7	1.92
(1,37)	1:A:104:ARG:HB3	2:B:80:ILE:N	7	1.92

*Continued on next page...*

*Continued from previous page...*

Key	Atom-1	Atom-2	Model ID	Violation (Å)
(1,37)	1:A:104:ARG:HB3	2:B:80:ILE:O	7	1.92
(1,37)	1:A:104:ARG:HB3	2:B:84:GLN:C	7	1.92
(1,37)	1:A:104:ARG:HB3	2:B:84:GLN:CA	7	1.92
(1,37)	1:A:104:ARG:HB3	2:B:84:GLN:CB	7	1.92
(1,37)	1:A:104:ARG:HB3	2:B:84:GLN:CD	7	1.92
(1,37)	1:A:104:ARG:HB3	2:B:84:GLN:CG	7	1.92
(1,37)	1:A:104:ARG:HB3	2:B:84:GLN:H	7	1.92
(1,37)	1:A:104:ARG:HB3	2:B:84:GLN:HA	7	1.92
(1,37)	1:A:104:ARG:HB3	2:B:84:GLN:HB2	7	1.92
(1,37)	1:A:104:ARG:HB3	2:B:84:GLN:HB3	7	1.92
(1,37)	1:A:104:ARG:HB3	2:B:84:GLN:HE21	7	1.92
(1,37)	1:A:104:ARG:HB3	2:B:84:GLN:HE22	7	1.92
(1,37)	1:A:104:ARG:HB3	2:B:84:GLN:HG2	7	1.92
(1,37)	1:A:104:ARG:HB3	2:B:84:GLN:HG3	7	1.92
(1,37)	1:A:104:ARG:HB3	2:B:84:GLN:N	7	1.92
(1,37)	1:A:104:ARG:HB3	2:B:84:GLN:NE2	7	1.92
(1,37)	1:A:104:ARG:HB3	2:B:84:GLN:O	7	1.92
(1,37)	1:A:104:ARG:HB3	2:B:84:GLN:OE1	7	1.92
(1,37)	1:A:104:ARG:HB3	2:B:97:THR:C	7	1.92
(1,37)	1:A:104:ARG:HB3	2:B:97:THR:CA	7	1.92
(1,37)	1:A:104:ARG:HB3	2:B:97:THR:CB	7	1.92
(1,37)	1:A:104:ARG:HB3	2:B:97:THR:CG2	7	1.92
(1,37)	1:A:104:ARG:HB3	2:B:97:THR:H	7	1.92
(1,37)	1:A:104:ARG:HB3	2:B:97:THR:HA	7	1.92
(1,37)	1:A:104:ARG:HB3	2:B:97:THR:HB	7	1.92
(1,37)	1:A:104:ARG:HB3	2:B:97:THR:HG1	7	1.92
(1,37)	1:A:104:ARG:HB3	2:B:97:THR:HG21	7	1.92
(1,37)	1:A:104:ARG:HB3	2:B:97:THR:HG22	7	1.92
(1,37)	1:A:104:ARG:HB3	2:B:97:THR:HG23	7	1.92
(1,37)	1:A:104:ARG:HB3	2:B:97:THR:N	7	1.92
(1,37)	1:A:104:ARG:HB3	2:B:97:THR:O	7	1.92
(1,37)	1:A:104:ARG:HB3	2:B:97:THR:OG1	7	1.92
(1,37)	1:A:104:ARG:HB3	2:B:99:HIS:C	7	1.92
(1,37)	1:A:104:ARG:HB3	2:B:99:HIS:CA	7	1.92
(1,37)	1:A:104:ARG:HB3	2:B:99:HIS:CB	7	1.92
(1,37)	1:A:104:ARG:HB3	2:B:99:HIS:CD2	7	1.92
(1,37)	1:A:104:ARG:HB3	2:B:99:HIS:CE1	7	1.92
(1,37)	1:A:104:ARG:HB3	2:B:99:HIS:CG	7	1.92
(1,37)	1:A:104:ARG:HB3	2:B:99:HIS:H	7	1.92
(1,37)	1:A:104:ARG:HB3	2:B:99:HIS:HA	7	1.92
(1,37)	1:A:104:ARG:HB3	2:B:99:HIS:HB2	7	1.92
(1,37)	1:A:104:ARG:HB3	2:B:99:HIS:HB3	7	1.92

*Continued on next page...*

*Continued from previous page...*

Key	Atom-1	Atom-2	Model ID	Violation (Å)
(1,37)	1:A:104:ARG:HB3	2:B:99:HIS:HD1	7	1.92
(1,37)	1:A:104:ARG:HB3	2:B:99:HIS:HD2	7	1.92
(1,37)	1:A:104:ARG:HB3	2:B:99:HIS:HE1	7	1.92
(1,37)	1:A:104:ARG:HB3	2:B:99:HIS:HE2	7	1.92
(1,37)	1:A:104:ARG:HB3	2:B:99:HIS:N	7	1.92
(1,37)	1:A:104:ARG:HB3	2:B:99:HIS:ND1	7	1.92
(1,37)	1:A:104:ARG:HB3	2:B:99:HIS:NE2	7	1.92
(1,37)	1:A:104:ARG:HB3	2:B:99:HIS:O	7	1.92
(1,37)	1:A:104:ARG:HB3	2:B:101:VAL:C	7	1.92
(1,37)	1:A:104:ARG:HB3	2:B:101:VAL:CA	7	1.92
(1,37)	1:A:104:ARG:HB3	2:B:101:VAL:CB	7	1.92
(1,37)	1:A:104:ARG:HB3	2:B:101:VAL:CG1	7	1.92
(1,37)	1:A:104:ARG:HB3	2:B:101:VAL:CG2	7	1.92
(1,37)	1:A:104:ARG:HB3	2:B:101:VAL:H	7	1.92
(1,37)	1:A:104:ARG:HB3	2:B:101:VAL:HA	7	1.92
(1,37)	1:A:104:ARG:HB3	2:B:101:VAL:HB	7	1.92
(1,37)	1:A:104:ARG:HB3	2:B:101:VAL:HG11	7	1.92
(1,37)	1:A:104:ARG:HB3	2:B:101:VAL:HG12	7	1.92
(1,37)	1:A:104:ARG:HB3	2:B:101:VAL:HG13	7	1.92
(1,37)	1:A:104:ARG:HB3	2:B:101:VAL:HG21	7	1.92
(1,37)	1:A:104:ARG:HB3	2:B:101:VAL:HG22	7	1.92
(1,37)	1:A:104:ARG:HB3	2:B:101:VAL:HG23	7	1.92
(1,37)	1:A:104:ARG:HB3	2:B:101:VAL:N	7	1.92
(1,37)	1:A:104:ARG:HB3	2:B:101:VAL:O	7	1.92
(1,37)	1:A:104:ARG:HD2	2:B:75:ILE:C	7	1.92
(1,37)	1:A:104:ARG:HD2	2:B:75:ILE:CA	7	1.92
(1,37)	1:A:104:ARG:HD2	2:B:75:ILE:CB	7	1.92
(1,37)	1:A:104:ARG:HD2	2:B:75:ILE:CD1	7	1.92
(1,37)	1:A:104:ARG:HD2	2:B:75:ILE:CG1	7	1.92
(1,37)	1:A:104:ARG:HD2	2:B:75:ILE:CG2	7	1.92
(1,37)	1:A:104:ARG:HD2	2:B:75:ILE:H	7	1.92
(1,37)	1:A:104:ARG:HD2	2:B:75:ILE:HA	7	1.92
(1,37)	1:A:104:ARG:HD2	2:B:75:ILE:HB	7	1.92
(1,37)	1:A:104:ARG:HD2	2:B:75:ILE:HD11	7	1.92
(1,37)	1:A:104:ARG:HD2	2:B:75:ILE:HD12	7	1.92
(1,37)	1:A:104:ARG:HD2	2:B:75:ILE:HD13	7	1.92
(1,37)	1:A:104:ARG:HD2	2:B:75:ILE:HG12	7	1.92
(1,37)	1:A:104:ARG:HD2	2:B:75:ILE:HG13	7	1.92
(1,37)	1:A:104:ARG:HD2	2:B:75:ILE:HG21	7	1.92
(1,37)	1:A:104:ARG:HD2	2:B:75:ILE:HG22	7	1.92
(1,37)	1:A:104:ARG:HD2	2:B:75:ILE:HG23	7	1.92
(1,37)	1:A:104:ARG:HD2	2:B:75:ILE:N	7	1.92

*Continued on next page...*

*Continued from previous page...*

Key	Atom-1	Atom-2	Model ID	Violation (Å)
(1,37)	1:A:104:ARG:HD2	2:B:75:ILE:O	7	1.92
(1,37)	1:A:104:ARG:HD2	2:B:77:ALA:C	7	1.92
(1,37)	1:A:104:ARG:HD2	2:B:77:ALA:CA	7	1.92
(1,37)	1:A:104:ARG:HD2	2:B:77:ALA:CB	7	1.92
(1,37)	1:A:104:ARG:HD2	2:B:77:ALA:H	7	1.92
(1,37)	1:A:104:ARG:HD2	2:B:77:ALA:HA	7	1.92
(1,37)	1:A:104:ARG:HD2	2:B:77:ALA:HB1	7	1.92
(1,37)	1:A:104:ARG:HD2	2:B:77:ALA:HB2	7	1.92
(1,37)	1:A:104:ARG:HD2	2:B:77:ALA:HB3	7	1.92
(1,37)	1:A:104:ARG:HD2	2:B:77:ALA:N	7	1.92
(1,37)	1:A:104:ARG:HD2	2:B:77:ALA:O	7	1.92
(1,37)	1:A:104:ARG:HD2	2:B:78:GLY:C	7	1.92
(1,37)	1:A:104:ARG:HD2	2:B:78:GLY:CA	7	1.92
(1,37)	1:A:104:ARG:HD2	2:B:78:GLY:H	7	1.92
(1,37)	1:A:104:ARG:HD2	2:B:78:GLY:HA2	7	1.92
(1,37)	1:A:104:ARG:HD2	2:B:78:GLY:HA3	7	1.92
(1,37)	1:A:104:ARG:HD2	2:B:78:GLY:N	7	1.92
(1,37)	1:A:104:ARG:HD2	2:B:78:GLY:O	7	1.92
(1,37)	1:A:104:ARG:HD2	2:B:79:LYS:C	7	1.92
(1,37)	1:A:104:ARG:HD2	2:B:79:LYS:CA	7	1.92
(1,37)	1:A:104:ARG:HD2	2:B:79:LYS:CB	7	1.92
(1,37)	1:A:104:ARG:HD2	2:B:79:LYS:CD	7	1.92
(1,37)	1:A:104:ARG:HD2	2:B:79:LYS:CE	7	1.92
(1,37)	1:A:104:ARG:HD2	2:B:79:LYS:CG	7	1.92
(1,37)	1:A:104:ARG:HD2	2:B:79:LYS:H	7	1.92
(1,37)	1:A:104:ARG:HD2	2:B:79:LYS:HA	7	1.92
(1,37)	1:A:104:ARG:HD2	2:B:79:LYS:HB2	7	1.92
(1,37)	1:A:104:ARG:HD2	2:B:79:LYS:HB3	7	1.92
(1,37)	1:A:104:ARG:HD2	2:B:79:LYS:HD2	7	1.92
(1,37)	1:A:104:ARG:HD2	2:B:79:LYS:HD3	7	1.92
(1,37)	1:A:104:ARG:HD2	2:B:79:LYS:HE2	7	1.92
(1,37)	1:A:104:ARG:HD2	2:B:79:LYS:HE3	7	1.92
(1,37)	1:A:104:ARG:HD2	2:B:79:LYS:HG2	7	1.92
(1,37)	1:A:104:ARG:HD2	2:B:79:LYS:HG3	7	1.92
(1,37)	1:A:104:ARG:HD2	2:B:79:LYS:HZ1	7	1.92
(1,37)	1:A:104:ARG:HD2	2:B:79:LYS:HZ2	7	1.92
(1,37)	1:A:104:ARG:HD2	2:B:79:LYS:HZ3	7	1.92
(1,37)	1:A:104:ARG:HD2	2:B:79:LYS:N	7	1.92
(1,37)	1:A:104:ARG:HD2	2:B:79:LYS:NZ	7	1.92
(1,37)	1:A:104:ARG:HD2	2:B:79:LYS:O	7	1.92
(1,37)	1:A:104:ARG:HD2	2:B:80:ILE:C	7	1.92
(1,37)	1:A:104:ARG:HD2	2:B:80:ILE:CA	7	1.92

*Continued on next page...*

*Continued from previous page...*

Key	Atom-1	Atom-2	Model ID	Violation (Å)
(1,37)	1:A:104:ARG:HD2	2:B:80:ILE:CB	7	1.92
(1,37)	1:A:104:ARG:HD2	2:B:80:ILE:CD1	7	1.92
(1,37)	1:A:104:ARG:HD2	2:B:80:ILE:CG1	7	1.92
(1,37)	1:A:104:ARG:HD2	2:B:80:ILE:CG2	7	1.92
(1,37)	1:A:104:ARG:HD2	2:B:80:ILE:H	7	1.92
(1,37)	1:A:104:ARG:HD2	2:B:80:ILE:HA	7	1.92
(1,37)	1:A:104:ARG:HD2	2:B:80:ILE:HB	7	1.92
(1,37)	1:A:104:ARG:HD2	2:B:80:ILE:HD11	7	1.92
(1,37)	1:A:104:ARG:HD2	2:B:80:ILE:HD12	7	1.92
(1,37)	1:A:104:ARG:HD2	2:B:80:ILE:HD13	7	1.92
(1,37)	1:A:104:ARG:HD2	2:B:80:ILE:HG12	7	1.92
(1,37)	1:A:104:ARG:HD2	2:B:80:ILE:HG13	7	1.92
(1,37)	1:A:104:ARG:HD2	2:B:80:ILE:HG21	7	1.92
(1,37)	1:A:104:ARG:HD2	2:B:80:ILE:HG22	7	1.92
(1,37)	1:A:104:ARG:HD2	2:B:80:ILE:HG23	7	1.92
(1,37)	1:A:104:ARG:HD2	2:B:80:ILE:N	7	1.92
(1,37)	1:A:104:ARG:HD2	2:B:80:ILE:O	7	1.92
(1,37)	1:A:104:ARG:HD2	2:B:84:GLN:C	7	1.92
(1,37)	1:A:104:ARG:HD2	2:B:84:GLN:CA	7	1.92
(1,37)	1:A:104:ARG:HD2	2:B:84:GLN:CB	7	1.92
(1,37)	1:A:104:ARG:HD2	2:B:84:GLN:CD	7	1.92
(1,37)	1:A:104:ARG:HD2	2:B:84:GLN:CG	7	1.92
(1,37)	1:A:104:ARG:HD2	2:B:84:GLN:H	7	1.92
(1,37)	1:A:104:ARG:HD2	2:B:84:GLN:HA	7	1.92
(1,37)	1:A:104:ARG:HD2	2:B:84:GLN:HB2	7	1.92
(1,37)	1:A:104:ARG:HD2	2:B:84:GLN:HB3	7	1.92
(1,37)	1:A:104:ARG:HD2	2:B:84:GLN:HE21	7	1.92
(1,37)	1:A:104:ARG:HD2	2:B:84:GLN:HE22	7	1.92
(1,37)	1:A:104:ARG:HD2	2:B:84:GLN:HG2	7	1.92
(1,37)	1:A:104:ARG:HD2	2:B:84:GLN:HG3	7	1.92
(1,37)	1:A:104:ARG:HD2	2:B:84:GLN:N	7	1.92
(1,37)	1:A:104:ARG:HD2	2:B:84:GLN:NE2	7	1.92
(1,37)	1:A:104:ARG:HD2	2:B:84:GLN:O	7	1.92
(1,37)	1:A:104:ARG:HD2	2:B:84:GLN:OE1	7	1.92
(1,37)	1:A:104:ARG:HD2	2:B:97:THR:C	7	1.92
(1,37)	1:A:104:ARG:HD2	2:B:97:THR:CA	7	1.92
(1,37)	1:A:104:ARG:HD2	2:B:97:THR:CB	7	1.92
(1,37)	1:A:104:ARG:HD2	2:B:97:THR:CG2	7	1.92
(1,37)	1:A:104:ARG:HD2	2:B:97:THR:H	7	1.92
(1,37)	1:A:104:ARG:HD2	2:B:97:THR:HA	7	1.92
(1,37)	1:A:104:ARG:HD2	2:B:97:THR:HB	7	1.92
(1,37)	1:A:104:ARG:HD2	2:B:97:THR:HG1	7	1.92

*Continued on next page...*



*Continued from previous page...*

Key	Atom-1	Atom-2	Model ID	Violation (Å)
(1,37)	1:A:104:ARG:HD2	2:B:97:THR:HG21	7	1.92
(1,37)	1:A:104:ARG:HD2	2:B:97:THR:HG22	7	1.92
(1,37)	1:A:104:ARG:HD2	2:B:97:THR:HG23	7	1.92
(1,37)	1:A:104:ARG:HD2	2:B:97:THR:N	7	1.92
(1,37)	1:A:104:ARG:HD2	2:B:97:THR:O	7	1.92
(1,37)	1:A:104:ARG:HD2	2:B:97:THR:OG1	7	1.92
(1,37)	1:A:104:ARG:HD2	2:B:99:HIS:C	7	1.92
(1,37)	1:A:104:ARG:HD2	2:B:99:HIS:CA	7	1.92
(1,37)	1:A:104:ARG:HD2	2:B:99:HIS:CB	7	1.92
(1,37)	1:A:104:ARG:HD2	2:B:99:HIS:CD2	7	1.92
(1,37)	1:A:104:ARG:HD2	2:B:99:HIS:CE1	7	1.92
(1,37)	1:A:104:ARG:HD2	2:B:99:HIS:CG	7	1.92
(1,37)	1:A:104:ARG:HD2	2:B:99:HIS:H	7	1.92
(1,37)	1:A:104:ARG:HD2	2:B:99:HIS:HA	7	1.92
(1,37)	1:A:104:ARG:HD2	2:B:99:HIS:HB2	7	1.92
(1,37)	1:A:104:ARG:HD2	2:B:99:HIS:HB3	7	1.92
(1,37)	1:A:104:ARG:HD2	2:B:99:HIS:HD1	7	1.92
(1,37)	1:A:104:ARG:HD2	2:B:99:HIS:HD2	7	1.92
(1,37)	1:A:104:ARG:HD2	2:B:99:HIS:HE1	7	1.92
(1,37)	1:A:104:ARG:HD2	2:B:99:HIS:HE2	7	1.92
(1,37)	1:A:104:ARG:HD2	2:B:99:HIS:N	7	1.92
(1,37)	1:A:104:ARG:HD2	2:B:99:HIS:ND1	7	1.92
(1,37)	1:A:104:ARG:HD2	2:B:99:HIS:NE2	7	1.92
(1,37)	1:A:104:ARG:HD2	2:B:99:HIS:O	7	1.92
(1,37)	1:A:104:ARG:HD2	2:B:101:VAL:C	7	1.92
(1,37)	1:A:104:ARG:HD2	2:B:101:VAL:CA	7	1.92
(1,37)	1:A:104:ARG:HD2	2:B:101:VAL:CB	7	1.92
(1,37)	1:A:104:ARG:HD2	2:B:101:VAL:CG1	7	1.92
(1,37)	1:A:104:ARG:HD2	2:B:101:VAL:CG2	7	1.92
(1,37)	1:A:104:ARG:HD2	2:B:101:VAL:H	7	1.92
(1,37)	1:A:104:ARG:HD2	2:B:101:VAL:HA	7	1.92
(1,37)	1:A:104:ARG:HD2	2:B:101:VAL:HB	7	1.92
(1,37)	1:A:104:ARG:HD2	2:B:101:VAL:HG11	7	1.92
(1,37)	1:A:104:ARG:HD2	2:B:101:VAL:HG12	7	1.92
(1,37)	1:A:104:ARG:HD2	2:B:101:VAL:HG13	7	1.92
(1,37)	1:A:104:ARG:HD2	2:B:101:VAL:HG21	7	1.92
(1,37)	1:A:104:ARG:HD2	2:B:101:VAL:HG22	7	1.92
(1,37)	1:A:104:ARG:HD2	2:B:101:VAL:HG23	7	1.92
(1,37)	1:A:104:ARG:HD2	2:B:101:VAL:N	7	1.92
(1,37)	1:A:104:ARG:HD2	2:B:101:VAL:O	7	1.92
(1,37)	1:A:104:ARG:HD3	2:B:75:ILE:C	7	1.92
(1,37)	1:A:104:ARG:HD3	2:B:75:ILE:CA	7	1.92

*Continued on next page...*

*Continued from previous page...*

Key	Atom-1	Atom-2	Model ID	Violation (Å)
(1,37)	1:A:104:ARG:HD3	2:B:75:ILE:CB	7	1.92
(1,37)	1:A:104:ARG:HD3	2:B:75:ILE:CD1	7	1.92
(1,37)	1:A:104:ARG:HD3	2:B:75:ILE:CG1	7	1.92
(1,37)	1:A:104:ARG:HD3	2:B:75:ILE:CG2	7	1.92
(1,37)	1:A:104:ARG:HD3	2:B:75:ILE:H	7	1.92
(1,37)	1:A:104:ARG:HD3	2:B:75:ILE:HA	7	1.92
(1,37)	1:A:104:ARG:HD3	2:B:75:ILE:HB	7	1.92
(1,37)	1:A:104:ARG:HD3	2:B:75:ILE:HD11	7	1.92
(1,37)	1:A:104:ARG:HD3	2:B:75:ILE:HD12	7	1.92
(1,37)	1:A:104:ARG:HD3	2:B:75:ILE:HD13	7	1.92
(1,37)	1:A:104:ARG:HD3	2:B:75:ILE:HG12	7	1.92
(1,37)	1:A:104:ARG:HD3	2:B:75:ILE:HG13	7	1.92
(1,37)	1:A:104:ARG:HD3	2:B:75:ILE:HG21	7	1.92
(1,37)	1:A:104:ARG:HD3	2:B:75:ILE:HG22	7	1.92
(1,37)	1:A:104:ARG:HD3	2:B:75:ILE:HG23	7	1.92
(1,37)	1:A:104:ARG:HD3	2:B:75:ILE:N	7	1.92
(1,37)	1:A:104:ARG:HD3	2:B:75:ILE:O	7	1.92
(1,37)	1:A:104:ARG:HD3	2:B:77:ALA:C	7	1.92
(1,37)	1:A:104:ARG:HD3	2:B:77:ALA:CA	7	1.92
(1,37)	1:A:104:ARG:HD3	2:B:77:ALA:CB	7	1.92
(1,37)	1:A:104:ARG:HD3	2:B:77:ALA:H	7	1.92
(1,37)	1:A:104:ARG:HD3	2:B:77:ALA:HA	7	1.92
(1,37)	1:A:104:ARG:HD3	2:B:77:ALA:HB1	7	1.92
(1,37)	1:A:104:ARG:HD3	2:B:77:ALA:HB2	7	1.92
(1,37)	1:A:104:ARG:HD3	2:B:77:ALA:HB3	7	1.92
(1,37)	1:A:104:ARG:HD3	2:B:77:ALA:N	7	1.92
(1,37)	1:A:104:ARG:HD3	2:B:77:ALA:O	7	1.92
(1,37)	1:A:104:ARG:HD3	2:B:78:GLY:C	7	1.92
(1,37)	1:A:104:ARG:HD3	2:B:78:GLY:CA	7	1.92
(1,37)	1:A:104:ARG:HD3	2:B:78:GLY:H	7	1.92
(1,37)	1:A:104:ARG:HD3	2:B:78:GLY:HA2	7	1.92
(1,37)	1:A:104:ARG:HD3	2:B:78:GLY:HA3	7	1.92
(1,37)	1:A:104:ARG:HD3	2:B:78:GLY:N	7	1.92
(1,37)	1:A:104:ARG:HD3	2:B:78:GLY:O	7	1.92
(1,37)	1:A:104:ARG:HD3	2:B:79:LYS:C	7	1.92
(1,37)	1:A:104:ARG:HD3	2:B:79:LYS:CA	7	1.92
(1,37)	1:A:104:ARG:HD3	2:B:79:LYS:CB	7	1.92
(1,37)	1:A:104:ARG:HD3	2:B:79:LYS:CD	7	1.92
(1,37)	1:A:104:ARG:HD3	2:B:79:LYS:CE	7	1.92
(1,37)	1:A:104:ARG:HD3	2:B:79:LYS:CG	7	1.92
(1,37)	1:A:104:ARG:HD3	2:B:79:LYS:H	7	1.92
(1,37)	1:A:104:ARG:HD3	2:B:79:LYS:HA	7	1.92

*Continued on next page...*

*Continued from previous page...*

Key	Atom-1	Atom-2	Model ID	Violation (Å)
(1,37)	1:A:104:ARG:HD3	2:B:79:LYS:HB2	7	1.92
(1,37)	1:A:104:ARG:HD3	2:B:79:LYS:HB3	7	1.92
(1,37)	1:A:104:ARG:HD3	2:B:79:LYS:HD2	7	1.92
(1,37)	1:A:104:ARG:HD3	2:B:79:LYS:HD3	7	1.92
(1,37)	1:A:104:ARG:HD3	2:B:79:LYS:HE2	7	1.92
(1,37)	1:A:104:ARG:HD3	2:B:79:LYS:HE3	7	1.92
(1,37)	1:A:104:ARG:HD3	2:B:79:LYS:HG2	7	1.92
(1,37)	1:A:104:ARG:HD3	2:B:79:LYS:HG3	7	1.92
(1,37)	1:A:104:ARG:HD3	2:B:79:LYS:HZ1	7	1.92
(1,37)	1:A:104:ARG:HD3	2:B:79:LYS:HZ2	7	1.92
(1,37)	1:A:104:ARG:HD3	2:B:79:LYS:HZ3	7	1.92
(1,37)	1:A:104:ARG:HD3	2:B:79:LYS:N	7	1.92
(1,37)	1:A:104:ARG:HD3	2:B:79:LYS:NZ	7	1.92
(1,37)	1:A:104:ARG:HD3	2:B:79:LYS:O	7	1.92
(1,37)	1:A:104:ARG:HD3	2:B:80:ILE:C	7	1.92
(1,37)	1:A:104:ARG:HD3	2:B:80:ILE:CA	7	1.92
(1,37)	1:A:104:ARG:HD3	2:B:80:ILE:CB	7	1.92
(1,37)	1:A:104:ARG:HD3	2:B:80:ILE:CD1	7	1.92
(1,37)	1:A:104:ARG:HD3	2:B:80:ILE:CG1	7	1.92
(1,37)	1:A:104:ARG:HD3	2:B:80:ILE:CG2	7	1.92
(1,37)	1:A:104:ARG:HD3	2:B:80:ILE:H	7	1.92
(1,37)	1:A:104:ARG:HD3	2:B:80:ILE:HA	7	1.92
(1,37)	1:A:104:ARG:HD3	2:B:80:ILE:HB	7	1.92
(1,37)	1:A:104:ARG:HD3	2:B:80:ILE:HD11	7	1.92
(1,37)	1:A:104:ARG:HD3	2:B:80:ILE:HD12	7	1.92
(1,37)	1:A:104:ARG:HD3	2:B:80:ILE:HD13	7	1.92
(1,37)	1:A:104:ARG:HD3	2:B:80:ILE:HG12	7	1.92
(1,37)	1:A:104:ARG:HD3	2:B:80:ILE:HG13	7	1.92
(1,37)	1:A:104:ARG:HD3	2:B:80:ILE:HG21	7	1.92
(1,37)	1:A:104:ARG:HD3	2:B:80:ILE:HG22	7	1.92
(1,37)	1:A:104:ARG:HD3	2:B:80:ILE:HG23	7	1.92
(1,37)	1:A:104:ARG:HD3	2:B:80:ILE:N	7	1.92
(1,37)	1:A:104:ARG:HD3	2:B:80:ILE:O	7	1.92
(1,37)	1:A:104:ARG:HD3	2:B:84:GLN:C	7	1.92
(1,37)	1:A:104:ARG:HD3	2:B:84:GLN:CA	7	1.92
(1,37)	1:A:104:ARG:HD3	2:B:84:GLN:CB	7	1.92
(1,37)	1:A:104:ARG:HD3	2:B:84:GLN:CD	7	1.92
(1,37)	1:A:104:ARG:HD3	2:B:84:GLN:CG	7	1.92
(1,37)	1:A:104:ARG:HD3	2:B:84:GLN:H	7	1.92
(1,37)	1:A:104:ARG:HD3	2:B:84:GLN:HA	7	1.92
(1,37)	1:A:104:ARG:HD3	2:B:84:GLN:HB2	7	1.92
(1,37)	1:A:104:ARG:HD3	2:B:84:GLN:HB3	7	1.92

*Continued on next page...*

*Continued from previous page...*

Key	Atom-1	Atom-2	Model ID	Violation (Å)
(1,37)	1:A:104:ARG:HD3	2:B:84:GLN:HE21	7	1.92
(1,37)	1:A:104:ARG:HD3	2:B:84:GLN:HE22	7	1.92
(1,37)	1:A:104:ARG:HD3	2:B:84:GLN:HG2	7	1.92
(1,37)	1:A:104:ARG:HD3	2:B:84:GLN:HG3	7	1.92
(1,37)	1:A:104:ARG:HD3	2:B:84:GLN:N	7	1.92
(1,37)	1:A:104:ARG:HD3	2:B:84:GLN:NE2	7	1.92
(1,37)	1:A:104:ARG:HD3	2:B:84:GLN:O	7	1.92
(1,37)	1:A:104:ARG:HD3	2:B:84:GLN:OE1	7	1.92
(1,37)	1:A:104:ARG:HD3	2:B:97:THR:C	7	1.92
(1,37)	1:A:104:ARG:HD3	2:B:97:THR:CA	7	1.92
(1,37)	1:A:104:ARG:HD3	2:B:97:THR:CB	7	1.92
(1,37)	1:A:104:ARG:HD3	2:B:97:THR:CG2	7	1.92
(1,37)	1:A:104:ARG:HD3	2:B:97:THR:H	7	1.92
(1,37)	1:A:104:ARG:HD3	2:B:97:THR:HA	7	1.92
(1,37)	1:A:104:ARG:HD3	2:B:97:THR:HB	7	1.92
(1,37)	1:A:104:ARG:HD3	2:B:97:THR:HG1	7	1.92
(1,37)	1:A:104:ARG:HD3	2:B:97:THR:HG21	7	1.92
(1,37)	1:A:104:ARG:HD3	2:B:97:THR:HG22	7	1.92
(1,37)	1:A:104:ARG:HD3	2:B:97:THR:HG23	7	1.92
(1,37)	1:A:104:ARG:HD3	2:B:97:THR:N	7	1.92
(1,37)	1:A:104:ARG:HD3	2:B:97:THR:O	7	1.92
(1,37)	1:A:104:ARG:HD3	2:B:97:THR:OG1	7	1.92
(1,37)	1:A:104:ARG:HD3	2:B:99:HIS:C	7	1.92
(1,37)	1:A:104:ARG:HD3	2:B:99:HIS:CA	7	1.92
(1,37)	1:A:104:ARG:HD3	2:B:99:HIS:CB	7	1.92
(1,37)	1:A:104:ARG:HD3	2:B:99:HIS:CD2	7	1.92
(1,37)	1:A:104:ARG:HD3	2:B:99:HIS:CE1	7	1.92
(1,37)	1:A:104:ARG:HD3	2:B:99:HIS:CG	7	1.92
(1,37)	1:A:104:ARG:HD3	2:B:99:HIS:H	7	1.92
(1,37)	1:A:104:ARG:HD3	2:B:99:HIS:HA	7	1.92
(1,37)	1:A:104:ARG:HD3	2:B:99:HIS:HB2	7	1.92
(1,37)	1:A:104:ARG:HD3	2:B:99:HIS:HB3	7	1.92
(1,37)	1:A:104:ARG:HD3	2:B:99:HIS:HD1	7	1.92
(1,37)	1:A:104:ARG:HD3	2:B:99:HIS:HD2	7	1.92
(1,37)	1:A:104:ARG:HD3	2:B:99:HIS:HE1	7	1.92
(1,37)	1:A:104:ARG:HD3	2:B:99:HIS:HE2	7	1.92
(1,37)	1:A:104:ARG:HD3	2:B:99:HIS:N	7	1.92
(1,37)	1:A:104:ARG:HD3	2:B:99:HIS:ND1	7	1.92
(1,37)	1:A:104:ARG:HD3	2:B:99:HIS:NE2	7	1.92
(1,37)	1:A:104:ARG:HD3	2:B:99:HIS:O	7	1.92
(1,37)	1:A:104:ARG:HD3	2:B:101:VAL:C	7	1.92
(1,37)	1:A:104:ARG:HD3	2:B:101:VAL:CA	7	1.92

*Continued on next page...*

*Continued from previous page...*

Key	Atom-1	Atom-2	Model ID	Violation (Å)
(1,37)	1:A:104:ARG:HD3	2:B:101:VAL:CB	7	1.92
(1,37)	1:A:104:ARG:HD3	2:B:101:VAL:CG1	7	1.92
(1,37)	1:A:104:ARG:HD3	2:B:101:VAL:CG2	7	1.92
(1,37)	1:A:104:ARG:HD3	2:B:101:VAL:H	7	1.92
(1,37)	1:A:104:ARG:HD3	2:B:101:VAL:HA	7	1.92
(1,37)	1:A:104:ARG:HD3	2:B:101:VAL:HB	7	1.92
(1,37)	1:A:104:ARG:HD3	2:B:101:VAL:HG11	7	1.92
(1,37)	1:A:104:ARG:HD3	2:B:101:VAL:HG12	7	1.92
(1,37)	1:A:104:ARG:HD3	2:B:101:VAL:HG13	7	1.92
(1,37)	1:A:104:ARG:HD3	2:B:101:VAL:HG21	7	1.92
(1,37)	1:A:104:ARG:HD3	2:B:101:VAL:HG22	7	1.92
(1,37)	1:A:104:ARG:HD3	2:B:101:VAL:HG23	7	1.92
(1,37)	1:A:104:ARG:HD3	2:B:101:VAL:N	7	1.92
(1,37)	1:A:104:ARG:HD3	2:B:101:VAL:O	7	1.92
(1,37)	1:A:104:ARG:HE	2:B:75:ILE:C	7	1.92
(1,37)	1:A:104:ARG:HE	2:B:75:ILE:CA	7	1.92
(1,37)	1:A:104:ARG:HE	2:B:75:ILE:CB	7	1.92
(1,37)	1:A:104:ARG:HE	2:B:75:ILE:CD1	7	1.92
(1,37)	1:A:104:ARG:HE	2:B:75:ILE:CG1	7	1.92
(1,37)	1:A:104:ARG:HE	2:B:75:ILE:CG2	7	1.92
(1,37)	1:A:104:ARG:HE	2:B:75:ILE:H	7	1.92
(1,37)	1:A:104:ARG:HE	2:B:75:ILE:HA	7	1.92
(1,37)	1:A:104:ARG:HE	2:B:75:ILE:HB	7	1.92
(1,37)	1:A:104:ARG:HE	2:B:75:ILE:HD11	7	1.92
(1,37)	1:A:104:ARG:HE	2:B:75:ILE:HD12	7	1.92
(1,37)	1:A:104:ARG:HE	2:B:75:ILE:HD13	7	1.92
(1,37)	1:A:104:ARG:HE	2:B:75:ILE:HG12	7	1.92
(1,37)	1:A:104:ARG:HE	2:B:75:ILE:HG13	7	1.92
(1,37)	1:A:104:ARG:HE	2:B:75:ILE:HG21	7	1.92
(1,37)	1:A:104:ARG:HE	2:B:75:ILE:HG22	7	1.92
(1,37)	1:A:104:ARG:HE	2:B:75:ILE:HG23	7	1.92
(1,37)	1:A:104:ARG:HE	2:B:75:ILE:N	7	1.92
(1,37)	1:A:104:ARG:HE	2:B:75:ILE:O	7	1.92
(1,37)	1:A:104:ARG:HE	2:B:77:ALA:C	7	1.92
(1,37)	1:A:104:ARG:HE	2:B:77:ALA:CA	7	1.92
(1,37)	1:A:104:ARG:HE	2:B:77:ALA:CB	7	1.92
(1,37)	1:A:104:ARG:HE	2:B:77:ALA:H	7	1.92
(1,37)	1:A:104:ARG:HE	2:B:77:ALA:HA	7	1.92
(1,37)	1:A:104:ARG:HE	2:B:77:ALA:HB1	7	1.92
(1,37)	1:A:104:ARG:HE	2:B:77:ALA:HB2	7	1.92
(1,37)	1:A:104:ARG:HE	2:B:77:ALA:HB3	7	1.92
(1,37)	1:A:104:ARG:HE	2:B:77:ALA:N	7	1.92

*Continued on next page...*

*Continued from previous page...*

Key	Atom-1	Atom-2	Model ID	Violation (Å)
(1,37)	1:A:104:ARG:HE	2:B:77:ALA:O	7	1.92
(1,37)	1:A:104:ARG:HE	2:B:78:GLY:C	7	1.92
(1,37)	1:A:104:ARG:HE	2:B:78:GLY:CA	7	1.92
(1,37)	1:A:104:ARG:HE	2:B:78:GLY:H	7	1.92
(1,37)	1:A:104:ARG:HE	2:B:78:GLY:HA2	7	1.92
(1,37)	1:A:104:ARG:HE	2:B:78:GLY:HA3	7	1.92
(1,37)	1:A:104:ARG:HE	2:B:78:GLY:N	7	1.92
(1,37)	1:A:104:ARG:HE	2:B:78:GLY:O	7	1.92
(1,37)	1:A:104:ARG:HE	2:B:79:LYS:C	7	1.92
(1,37)	1:A:104:ARG:HE	2:B:79:LYS:CA	7	1.92
(1,37)	1:A:104:ARG:HE	2:B:79:LYS:CB	7	1.92
(1,37)	1:A:104:ARG:HE	2:B:79:LYS:CD	7	1.92
(1,37)	1:A:104:ARG:HE	2:B:79:LYS:CE	7	1.92
(1,37)	1:A:104:ARG:HE	2:B:79:LYS:CG	7	1.92
(1,37)	1:A:104:ARG:HE	2:B:79:LYS:H	7	1.92
(1,37)	1:A:104:ARG:HE	2:B:79:LYS:HA	7	1.92
(1,37)	1:A:104:ARG:HE	2:B:79:LYS:HB2	7	1.92
(1,37)	1:A:104:ARG:HE	2:B:79:LYS:HB3	7	1.92
(1,37)	1:A:104:ARG:HE	2:B:79:LYS:HD2	7	1.92
(1,37)	1:A:104:ARG:HE	2:B:79:LYS:HD3	7	1.92
(1,37)	1:A:104:ARG:HE	2:B:79:LYS:HE2	7	1.92
(1,37)	1:A:104:ARG:HE	2:B:79:LYS:HE3	7	1.92
(1,37)	1:A:104:ARG:HE	2:B:79:LYS:HG2	7	1.92
(1,37)	1:A:104:ARG:HE	2:B:79:LYS:HG3	7	1.92
(1,37)	1:A:104:ARG:HE	2:B:79:LYS:HZ1	7	1.92
(1,37)	1:A:104:ARG:HE	2:B:79:LYS:HZ2	7	1.92
(1,37)	1:A:104:ARG:HE	2:B:79:LYS:HZ3	7	1.92
(1,37)	1:A:104:ARG:HE	2:B:79:LYS:N	7	1.92
(1,37)	1:A:104:ARG:HE	2:B:79:LYS:NZ	7	1.92
(1,37)	1:A:104:ARG:HE	2:B:79:LYS:O	7	1.92
(1,37)	1:A:104:ARG:HE	2:B:80:ILE:C	7	1.92
(1,37)	1:A:104:ARG:HE	2:B:80:ILE:CA	7	1.92
(1,37)	1:A:104:ARG:HE	2:B:80:ILE:CB	7	1.92
(1,37)	1:A:104:ARG:HE	2:B:80:ILE:CD1	7	1.92
(1,37)	1:A:104:ARG:HE	2:B:80:ILE:CG1	7	1.92
(1,37)	1:A:104:ARG:HE	2:B:80:ILE:CG2	7	1.92
(1,37)	1:A:104:ARG:HE	2:B:80:ILE:H	7	1.92
(1,37)	1:A:104:ARG:HE	2:B:80:ILE:HA	7	1.92
(1,37)	1:A:104:ARG:HE	2:B:80:ILE:HB	7	1.92
(1,37)	1:A:104:ARG:HE	2:B:80:ILE:HD11	7	1.92
(1,37)	1:A:104:ARG:HE	2:B:80:ILE:HD12	7	1.92
(1,37)	1:A:104:ARG:HE	2:B:80:ILE:HD13	7	1.92

*Continued on next page...*

*Continued from previous page...*

Key	Atom-1	Atom-2	Model ID	Violation (Å)
(1,37)	1:A:104:ARG:HE	2:B:80:ILE:HG12	7	1.92
(1,37)	1:A:104:ARG:HE	2:B:80:ILE:HG13	7	1.92
(1,37)	1:A:104:ARG:HE	2:B:80:ILE:HG21	7	1.92
(1,37)	1:A:104:ARG:HE	2:B:80:ILE:HG22	7	1.92
(1,37)	1:A:104:ARG:HE	2:B:80:ILE:HG23	7	1.92
(1,37)	1:A:104:ARG:HE	2:B:80:ILE:N	7	1.92
(1,37)	1:A:104:ARG:HE	2:B:80:ILE:O	7	1.92
(1,37)	1:A:104:ARG:HE	2:B:84:GLN:C	7	1.92
(1,37)	1:A:104:ARG:HE	2:B:84:GLN:CA	7	1.92
(1,37)	1:A:104:ARG:HE	2:B:84:GLN:CB	7	1.92
(1,37)	1:A:104:ARG:HE	2:B:84:GLN:CD	7	1.92
(1,37)	1:A:104:ARG:HE	2:B:84:GLN:CG	7	1.92
(1,37)	1:A:104:ARG:HE	2:B:84:GLN:H	7	1.92
(1,37)	1:A:104:ARG:HE	2:B:84:GLN:HA	7	1.92
(1,37)	1:A:104:ARG:HE	2:B:84:GLN:HB2	7	1.92
(1,37)	1:A:104:ARG:HE	2:B:84:GLN:HB3	7	1.92
(1,37)	1:A:104:ARG:HE	2:B:84:GLN:HE21	7	1.92
(1,37)	1:A:104:ARG:HE	2:B:84:GLN:HE22	7	1.92
(1,37)	1:A:104:ARG:HE	2:B:84:GLN:HG2	7	1.92
(1,37)	1:A:104:ARG:HE	2:B:84:GLN:HG3	7	1.92
(1,37)	1:A:104:ARG:HE	2:B:84:GLN:N	7	1.92
(1,37)	1:A:104:ARG:HE	2:B:84:GLN:NE2	7	1.92
(1,37)	1:A:104:ARG:HE	2:B:84:GLN:O	7	1.92
(1,37)	1:A:104:ARG:HE	2:B:84:GLN:OE1	7	1.92
(1,37)	1:A:104:ARG:HE	2:B:97:THR:C	7	1.92
(1,37)	1:A:104:ARG:HE	2:B:97:THR:CA	7	1.92
(1,37)	1:A:104:ARG:HE	2:B:97:THR:CB	7	1.92
(1,37)	1:A:104:ARG:HE	2:B:97:THR:CG2	7	1.92
(1,37)	1:A:104:ARG:HE	2:B:97:THR:H	7	1.92
(1,37)	1:A:104:ARG:HE	2:B:97:THR:HA	7	1.92
(1,37)	1:A:104:ARG:HE	2:B:97:THR:HB	7	1.92
(1,37)	1:A:104:ARG:HE	2:B:97:THR:HG1	7	1.92
(1,37)	1:A:104:ARG:HE	2:B:97:THR:HG21	7	1.92
(1,37)	1:A:104:ARG:HE	2:B:97:THR:HG22	7	1.92
(1,37)	1:A:104:ARG:HE	2:B:97:THR:HG23	7	1.92
(1,37)	1:A:104:ARG:HE	2:B:97:THR:N	7	1.92
(1,37)	1:A:104:ARG:HE	2:B:97:THR:O	7	1.92
(1,37)	1:A:104:ARG:HE	2:B:97:THR:OG1	7	1.92
(1,37)	1:A:104:ARG:HE	2:B:99:HIS:C	7	1.92
(1,37)	1:A:104:ARG:HE	2:B:99:HIS:CA	7	1.92
(1,37)	1:A:104:ARG:HE	2:B:99:HIS:CB	7	1.92
(1,37)	1:A:104:ARG:HE	2:B:99:HIS:CD2	7	1.92

*Continued on next page...*

*Continued from previous page...*

Key	Atom-1	Atom-2	Model ID	Violation (Å)
(1,37)	1:A:104:ARG:HE	2:B:99:HIS:CE1	7	1.92
(1,37)	1:A:104:ARG:HE	2:B:99:HIS:CG	7	1.92
(1,37)	1:A:104:ARG:HE	2:B:99:HIS:H	7	1.92
(1,37)	1:A:104:ARG:HE	2:B:99:HIS:HA	7	1.92
(1,37)	1:A:104:ARG:HE	2:B:99:HIS:HB2	7	1.92
(1,37)	1:A:104:ARG:HE	2:B:99:HIS:HB3	7	1.92
(1,37)	1:A:104:ARG:HE	2:B:99:HIS:HD1	7	1.92
(1,37)	1:A:104:ARG:HE	2:B:99:HIS:HD2	7	1.92
(1,37)	1:A:104:ARG:HE	2:B:99:HIS:HE1	7	1.92
(1,37)	1:A:104:ARG:HE	2:B:99:HIS:HE2	7	1.92
(1,37)	1:A:104:ARG:HE	2:B:99:HIS:N	7	1.92
(1,37)	1:A:104:ARG:HE	2:B:99:HIS:ND1	7	1.92
(1,37)	1:A:104:ARG:HE	2:B:99:HIS:NE2	7	1.92
(1,37)	1:A:104:ARG:HE	2:B:99:HIS:O	7	1.92
(1,37)	1:A:104:ARG:HE	2:B:101:VAL:C	7	1.92
(1,37)	1:A:104:ARG:HE	2:B:101:VAL:CA	7	1.92
(1,37)	1:A:104:ARG:HE	2:B:101:VAL:CB	7	1.92
(1,37)	1:A:104:ARG:HE	2:B:101:VAL:CG1	7	1.92
(1,37)	1:A:104:ARG:HE	2:B:101:VAL:CG2	7	1.92
(1,37)	1:A:104:ARG:HE	2:B:101:VAL:H	7	1.92
(1,37)	1:A:104:ARG:HE	2:B:101:VAL:HA	7	1.92
(1,37)	1:A:104:ARG:HE	2:B:101:VAL:HB	7	1.92
(1,37)	1:A:104:ARG:HE	2:B:101:VAL:HG11	7	1.92
(1,37)	1:A:104:ARG:HE	2:B:101:VAL:HG12	7	1.92
(1,37)	1:A:104:ARG:HE	2:B:101:VAL:HG13	7	1.92
(1,37)	1:A:104:ARG:HE	2:B:101:VAL:HG21	7	1.92
(1,37)	1:A:104:ARG:HE	2:B:101:VAL:HG22	7	1.92
(1,37)	1:A:104:ARG:HE	2:B:101:VAL:HG23	7	1.92
(1,37)	1:A:104:ARG:HE	2:B:101:VAL:N	7	1.92
(1,37)	1:A:104:ARG:HE	2:B:101:VAL:O	7	1.92
(1,37)	1:A:104:ARG:HG2	2:B:75:ILE:C	7	1.92
(1,37)	1:A:104:ARG:HG2	2:B:75:ILE:CA	7	1.92
(1,37)	1:A:104:ARG:HG2	2:B:75:ILE:CB	7	1.92
(1,37)	1:A:104:ARG:HG2	2:B:75:ILE:CD1	7	1.92
(1,37)	1:A:104:ARG:HG2	2:B:75:ILE:CG1	7	1.92
(1,37)	1:A:104:ARG:HG2	2:B:75:ILE:CG2	7	1.92
(1,37)	1:A:104:ARG:HG2	2:B:75:ILE:H	7	1.92
(1,37)	1:A:104:ARG:HG2	2:B:75:ILE:HA	7	1.92
(1,37)	1:A:104:ARG:HG2	2:B:75:ILE:HB	7	1.92
(1,37)	1:A:104:ARG:HG2	2:B:75:ILE:HD11	7	1.92
(1,37)	1:A:104:ARG:HG2	2:B:75:ILE:HD12	7	1.92
(1,37)	1:A:104:ARG:HG2	2:B:75:ILE:HD13	7	1.92

*Continued on next page...*



*Continued from previous page...*

Key	Atom-1	Atom-2	Model ID	Violation (Å)
(1,37)	1:A:104:ARG:HG2	2:B:75:ILE:HG12	7	1.92
(1,37)	1:A:104:ARG:HG2	2:B:75:ILE:HG13	7	1.92
(1,37)	1:A:104:ARG:HG2	2:B:75:ILE:HG21	7	1.92
(1,37)	1:A:104:ARG:HG2	2:B:75:ILE:HG22	7	1.92
(1,37)	1:A:104:ARG:HG2	2:B:75:ILE:HG23	7	1.92
(1,37)	1:A:104:ARG:HG2	2:B:75:ILE:N	7	1.92
(1,37)	1:A:104:ARG:HG2	2:B:75:ILE:O	7	1.92
(1,37)	1:A:104:ARG:HG2	2:B:77:ALA:C	7	1.92
(1,37)	1:A:104:ARG:HG2	2:B:77:ALA:CA	7	1.92
(1,37)	1:A:104:ARG:HG2	2:B:77:ALA:CB	7	1.92
(1,37)	1:A:104:ARG:HG2	2:B:77:ALA:H	7	1.92
(1,37)	1:A:104:ARG:HG2	2:B:77:ALA:HA	7	1.92
(1,37)	1:A:104:ARG:HG2	2:B:77:ALA:HB1	7	1.92
(1,37)	1:A:104:ARG:HG2	2:B:77:ALA:HB2	7	1.92
(1,37)	1:A:104:ARG:HG2	2:B:77:ALA:HB3	7	1.92
(1,37)	1:A:104:ARG:HG2	2:B:77:ALA:N	7	1.92
(1,37)	1:A:104:ARG:HG2	2:B:77:ALA:O	7	1.92
(1,37)	1:A:104:ARG:HG2	2:B:78:GLY:C	7	1.92
(1,37)	1:A:104:ARG:HG2	2:B:78:GLY:CA	7	1.92
(1,37)	1:A:104:ARG:HG2	2:B:78:GLY:H	7	1.92
(1,37)	1:A:104:ARG:HG2	2:B:78:GLY:HA2	7	1.92
(1,37)	1:A:104:ARG:HG2	2:B:78:GLY:HA3	7	1.92
(1,37)	1:A:104:ARG:HG2	2:B:78:GLY:N	7	1.92
(1,37)	1:A:104:ARG:HG2	2:B:78:GLY:O	7	1.92
(1,37)	1:A:104:ARG:HG2	2:B:79:LYS:C	7	1.92
(1,37)	1:A:104:ARG:HG2	2:B:79:LYS:CA	7	1.92
(1,37)	1:A:104:ARG:HG2	2:B:79:LYS:CB	7	1.92
(1,37)	1:A:104:ARG:HG2	2:B:79:LYS:CD	7	1.92
(1,37)	1:A:104:ARG:HG2	2:B:79:LYS:CE	7	1.92
(1,37)	1:A:104:ARG:HG2	2:B:79:LYS:CG	7	1.92
(1,37)	1:A:104:ARG:HG2	2:B:79:LYS:H	7	1.92
(1,37)	1:A:104:ARG:HG2	2:B:79:LYS:HA	7	1.92
(1,37)	1:A:104:ARG:HG2	2:B:79:LYS:HB2	7	1.92
(1,37)	1:A:104:ARG:HG2	2:B:79:LYS:HB3	7	1.92
(1,37)	1:A:104:ARG:HG2	2:B:79:LYS:HD2	7	1.92
(1,37)	1:A:104:ARG:HG2	2:B:79:LYS:HD3	7	1.92
(1,37)	1:A:104:ARG:HG2	2:B:79:LYS:HE2	7	1.92
(1,37)	1:A:104:ARG:HG2	2:B:79:LYS:HE3	7	1.92
(1,37)	1:A:104:ARG:HG2	2:B:79:LYS:HG2	7	1.92
(1,37)	1:A:104:ARG:HG2	2:B:79:LYS:HG3	7	1.92
(1,37)	1:A:104:ARG:HG2	2:B:79:LYS:HZ1	7	1.92
(1,37)	1:A:104:ARG:HG2	2:B:79:LYS:HZ2	7	1.92

*Continued on next page...*

*Continued from previous page...*

Key	Atom-1	Atom-2	Model ID	Violation (Å)
(1,37)	1:A:104:ARG:HG2	2:B:79:LYS:HZ3	7	1.92
(1,37)	1:A:104:ARG:HG2	2:B:79:LYS:N	7	1.92
(1,37)	1:A:104:ARG:HG2	2:B:79:LYS:NZ	7	1.92
(1,37)	1:A:104:ARG:HG2	2:B:79:LYS:O	7	1.92
(1,37)	1:A:104:ARG:HG2	2:B:80:ILE:C	7	1.92
(1,37)	1:A:104:ARG:HG2	2:B:80:ILE:CA	7	1.92
(1,37)	1:A:104:ARG:HG2	2:B:80:ILE:CB	7	1.92
(1,37)	1:A:104:ARG:HG2	2:B:80:ILE:CD1	7	1.92
(1,37)	1:A:104:ARG:HG2	2:B:80:ILE:CG1	7	1.92
(1,37)	1:A:104:ARG:HG2	2:B:80:ILE:CG2	7	1.92
(1,37)	1:A:104:ARG:HG2	2:B:80:ILE:H	7	1.92
(1,37)	1:A:104:ARG:HG2	2:B:80:ILE:HA	7	1.92
(1,37)	1:A:104:ARG:HG2	2:B:80:ILE:HB	7	1.92
(1,37)	1:A:104:ARG:HG2	2:B:80:ILE:HD11	7	1.92
(1,37)	1:A:104:ARG:HG2	2:B:80:ILE:HD12	7	1.92
(1,37)	1:A:104:ARG:HG2	2:B:80:ILE:HD13	7	1.92
(1,37)	1:A:104:ARG:HG2	2:B:80:ILE:HG12	7	1.92
(1,37)	1:A:104:ARG:HG2	2:B:80:ILE:HG13	7	1.92
(1,37)	1:A:104:ARG:HG2	2:B:80:ILE:HG21	7	1.92
(1,37)	1:A:104:ARG:HG2	2:B:80:ILE:HG22	7	1.92
(1,37)	1:A:104:ARG:HG2	2:B:80:ILE:HG23	7	1.92
(1,37)	1:A:104:ARG:HG2	2:B:80:ILE:N	7	1.92
(1,37)	1:A:104:ARG:HG2	2:B:80:ILE:O	7	1.92
(1,37)	1:A:104:ARG:HG2	2:B:84:GLN:C	7	1.92
(1,37)	1:A:104:ARG:HG2	2:B:84:GLN:CA	7	1.92
(1,37)	1:A:104:ARG:HG2	2:B:84:GLN:CB	7	1.92
(1,37)	1:A:104:ARG:HG2	2:B:84:GLN:CD	7	1.92
(1,37)	1:A:104:ARG:HG2	2:B:84:GLN:CG	7	1.92
(1,37)	1:A:104:ARG:HG2	2:B:84:GLN:H	7	1.92
(1,37)	1:A:104:ARG:HG2	2:B:84:GLN:HA	7	1.92
(1,37)	1:A:104:ARG:HG2	2:B:84:GLN:HB2	7	1.92
(1,37)	1:A:104:ARG:HG2	2:B:84:GLN:HB3	7	1.92
(1,37)	1:A:104:ARG:HG2	2:B:84:GLN:HE21	7	1.92
(1,37)	1:A:104:ARG:HG2	2:B:84:GLN:HE22	7	1.92
(1,37)	1:A:104:ARG:HG2	2:B:84:GLN:HG2	7	1.92
(1,37)	1:A:104:ARG:HG2	2:B:84:GLN:HG3	7	1.92
(1,37)	1:A:104:ARG:HG2	2:B:84:GLN:N	7	1.92
(1,37)	1:A:104:ARG:HG2	2:B:84:GLN:NE2	7	1.92
(1,37)	1:A:104:ARG:HG2	2:B:84:GLN:O	7	1.92
(1,37)	1:A:104:ARG:HG2	2:B:84:GLN:OE1	7	1.92
(1,37)	1:A:104:ARG:HG2	2:B:97:THR:C	7	1.92
(1,37)	1:A:104:ARG:HG2	2:B:97:THR:CA	7	1.92

*Continued on next page...*

*Continued from previous page...*

Key	Atom-1	Atom-2	Model ID	Violation (Å)
(1,37)	1:A:104:ARG:HG2	2:B:97:THR:CB	7	1.92
(1,37)	1:A:104:ARG:HG2	2:B:97:THR:CG2	7	1.92
(1,37)	1:A:104:ARG:HG2	2:B:97:THR:H	7	1.92
(1,37)	1:A:104:ARG:HG2	2:B:97:THR:HA	7	1.92
(1,37)	1:A:104:ARG:HG2	2:B:97:THR:HB	7	1.92
(1,37)	1:A:104:ARG:HG2	2:B:97:THR:HG1	7	1.92
(1,37)	1:A:104:ARG:HG2	2:B:97:THR:HG21	7	1.92
(1,37)	1:A:104:ARG:HG2	2:B:97:THR:HG22	7	1.92
(1,37)	1:A:104:ARG:HG2	2:B:97:THR:HG23	7	1.92
(1,37)	1:A:104:ARG:HG2	2:B:97:THR:N	7	1.92
(1,37)	1:A:104:ARG:HG2	2:B:97:THR:O	7	1.92
(1,37)	1:A:104:ARG:HG2	2:B:97:THR:OG1	7	1.92
(1,37)	1:A:104:ARG:HG2	2:B:99:HIS:C	7	1.92
(1,37)	1:A:104:ARG:HG2	2:B:99:HIS:CA	7	1.92
(1,37)	1:A:104:ARG:HG2	2:B:99:HIS:CB	7	1.92
(1,37)	1:A:104:ARG:HG2	2:B:99:HIS:CD2	7	1.92
(1,37)	1:A:104:ARG:HG2	2:B:99:HIS:CE1	7	1.92
(1,37)	1:A:104:ARG:HG2	2:B:99:HIS:CG	7	1.92
(1,37)	1:A:104:ARG:HG2	2:B:99:HIS:H	7	1.92
(1,37)	1:A:104:ARG:HG2	2:B:99:HIS:HA	7	1.92
(1,37)	1:A:104:ARG:HG2	2:B:99:HIS:HB2	7	1.92
(1,37)	1:A:104:ARG:HG2	2:B:99:HIS:HB3	7	1.92
(1,37)	1:A:104:ARG:HG2	2:B:99:HIS:HD1	7	1.92
(1,37)	1:A:104:ARG:HG2	2:B:99:HIS:HD2	7	1.92
(1,37)	1:A:104:ARG:HG2	2:B:99:HIS:HE1	7	1.92
(1,37)	1:A:104:ARG:HG2	2:B:99:HIS:HE2	7	1.92
(1,37)	1:A:104:ARG:HG2	2:B:99:HIS:N	7	1.92
(1,37)	1:A:104:ARG:HG2	2:B:99:HIS:ND1	7	1.92
(1,37)	1:A:104:ARG:HG2	2:B:99:HIS:NE2	7	1.92
(1,37)	1:A:104:ARG:HG2	2:B:99:HIS:O	7	1.92
(1,37)	1:A:104:ARG:HG2	2:B:101:VAL:C	7	1.92
(1,37)	1:A:104:ARG:HG2	2:B:101:VAL:CA	7	1.92
(1,37)	1:A:104:ARG:HG2	2:B:101:VAL:CB	7	1.92
(1,37)	1:A:104:ARG:HG2	2:B:101:VAL:CG1	7	1.92
(1,37)	1:A:104:ARG:HG2	2:B:101:VAL:CG2	7	1.92
(1,37)	1:A:104:ARG:HG2	2:B:101:VAL:H	7	1.92
(1,37)	1:A:104:ARG:HG2	2:B:101:VAL:HA	7	1.92
(1,37)	1:A:104:ARG:HG2	2:B:101:VAL:HB	7	1.92
(1,37)	1:A:104:ARG:HG2	2:B:101:VAL:HG11	7	1.92
(1,37)	1:A:104:ARG:HG2	2:B:101:VAL:HG12	7	1.92
(1,37)	1:A:104:ARG:HG2	2:B:101:VAL:HG13	7	1.92
(1,37)	1:A:104:ARG:HG2	2:B:101:VAL:HG21	7	1.92

*Continued on next page...*

*Continued from previous page...*

Key	Atom-1	Atom-2	Model ID	Violation (Å)
(1,37)	1:A:104:ARG:HG2	2:B:101:VAL:HG22	7	1.92
(1,37)	1:A:104:ARG:HG2	2:B:101:VAL:HG23	7	1.92
(1,37)	1:A:104:ARG:HG2	2:B:101:VAL:N	7	1.92
(1,37)	1:A:104:ARG:HG2	2:B:101:VAL:O	7	1.92
(1,37)	1:A:104:ARG:HG3	2:B:75:ILE:C	7	1.92
(1,37)	1:A:104:ARG:HG3	2:B:75:ILE:CA	7	1.92
(1,37)	1:A:104:ARG:HG3	2:B:75:ILE:CB	7	1.92
(1,37)	1:A:104:ARG:HG3	2:B:75:ILE:CD1	7	1.92
(1,37)	1:A:104:ARG:HG3	2:B:75:ILE:CG1	7	1.92
(1,37)	1:A:104:ARG:HG3	2:B:75:ILE:CG2	7	1.92
(1,37)	1:A:104:ARG:HG3	2:B:75:ILE:H	7	1.92
(1,37)	1:A:104:ARG:HG3	2:B:75:ILE:HA	7	1.92
(1,37)	1:A:104:ARG:HG3	2:B:75:ILE:HB	7	1.92
(1,37)	1:A:104:ARG:HG3	2:B:75:ILE:HD11	7	1.92
(1,37)	1:A:104:ARG:HG3	2:B:75:ILE:HD12	7	1.92
(1,37)	1:A:104:ARG:HG3	2:B:75:ILE:HD13	7	1.92
(1,37)	1:A:104:ARG:HG3	2:B:75:ILE:HG12	7	1.92
(1,37)	1:A:104:ARG:HG3	2:B:75:ILE:HG13	7	1.92
(1,37)	1:A:104:ARG:HG3	2:B:75:ILE:HG21	7	1.92
(1,37)	1:A:104:ARG:HG3	2:B:75:ILE:HG22	7	1.92
(1,37)	1:A:104:ARG:HG3	2:B:75:ILE:HG23	7	1.92
(1,37)	1:A:104:ARG:HG3	2:B:75:ILE:N	7	1.92
(1,37)	1:A:104:ARG:HG3	2:B:75:ILE:O	7	1.92
(1,37)	1:A:104:ARG:HG3	2:B:77:ALA:C	7	1.92
(1,37)	1:A:104:ARG:HG3	2:B:77:ALA:CA	7	1.92
(1,37)	1:A:104:ARG:HG3	2:B:77:ALA:CB	7	1.92
(1,37)	1:A:104:ARG:HG3	2:B:77:ALA:H	7	1.92
(1,37)	1:A:104:ARG:HG3	2:B:77:ALA:HA	7	1.92
(1,37)	1:A:104:ARG:HG3	2:B:77:ALA:HB1	7	1.92
(1,37)	1:A:104:ARG:HG3	2:B:77:ALA:HB2	7	1.92
(1,37)	1:A:104:ARG:HG3	2:B:77:ALA:HB3	7	1.92
(1,37)	1:A:104:ARG:HG3	2:B:77:ALA:N	7	1.92
(1,37)	1:A:104:ARG:HG3	2:B:77:ALA:O	7	1.92
(1,37)	1:A:104:ARG:HG3	2:B:78:GLY:C	7	1.92
(1,37)	1:A:104:ARG:HG3	2:B:78:GLY:CA	7	1.92
(1,37)	1:A:104:ARG:HG3	2:B:78:GLY:H	7	1.92
(1,37)	1:A:104:ARG:HG3	2:B:78:GLY:HA2	7	1.92
(1,37)	1:A:104:ARG:HG3	2:B:78:GLY:HA3	7	1.92
(1,37)	1:A:104:ARG:HG3	2:B:78:GLY:N	7	1.92
(1,37)	1:A:104:ARG:HG3	2:B:78:GLY:O	7	1.92
(1,37)	1:A:104:ARG:HG3	2:B:79:LYS:C	7	1.92
(1,37)	1:A:104:ARG:HG3	2:B:79:LYS:CA	7	1.92

*Continued on next page...*

*Continued from previous page...*

Key	Atom-1	Atom-2	Model ID	Violation (Å)
(1,37)	1:A:104:ARG:HG3	2:B:79:LYS:CB	7	1.92
(1,37)	1:A:104:ARG:HG3	2:B:79:LYS:CD	7	1.92
(1,37)	1:A:104:ARG:HG3	2:B:79:LYS:CE	7	1.92
(1,37)	1:A:104:ARG:HG3	2:B:79:LYS:CG	7	1.92
(1,37)	1:A:104:ARG:HG3	2:B:79:LYS:H	7	1.92
(1,37)	1:A:104:ARG:HG3	2:B:79:LYS:HA	7	1.92
(1,37)	1:A:104:ARG:HG3	2:B:79:LYS:HB2	7	1.92
(1,37)	1:A:104:ARG:HG3	2:B:79:LYS:HB3	7	1.92
(1,37)	1:A:104:ARG:HG3	2:B:79:LYS:HD2	7	1.92
(1,37)	1:A:104:ARG:HG3	2:B:79:LYS:HD3	7	1.92
(1,37)	1:A:104:ARG:HG3	2:B:79:LYS:HE2	7	1.92
(1,37)	1:A:104:ARG:HG3	2:B:79:LYS:HE3	7	1.92
(1,37)	1:A:104:ARG:HG3	2:B:79:LYS:HG2	7	1.92
(1,37)	1:A:104:ARG:HG3	2:B:79:LYS:HG3	7	1.92
(1,37)	1:A:104:ARG:HG3	2:B:79:LYS:HZ1	7	1.92
(1,37)	1:A:104:ARG:HG3	2:B:79:LYS:HZ2	7	1.92
(1,37)	1:A:104:ARG:HG3	2:B:79:LYS:HZ3	7	1.92
(1,37)	1:A:104:ARG:HG3	2:B:79:LYS:N	7	1.92
(1,37)	1:A:104:ARG:HG3	2:B:79:LYS:NZ	7	1.92
(1,37)	1:A:104:ARG:HG3	2:B:79:LYS:O	7	1.92
(1,37)	1:A:104:ARG:HG3	2:B:80:ILE:C	7	1.92
(1,37)	1:A:104:ARG:HG3	2:B:80:ILE:CA	7	1.92
(1,37)	1:A:104:ARG:HG3	2:B:80:ILE:CB	7	1.92
(1,37)	1:A:104:ARG:HG3	2:B:80:ILE:CD1	7	1.92
(1,37)	1:A:104:ARG:HG3	2:B:80:ILE:CG1	7	1.92
(1,37)	1:A:104:ARG:HG3	2:B:80:ILE:CG2	7	1.92
(1,37)	1:A:104:ARG:HG3	2:B:80:ILE:H	7	1.92
(1,37)	1:A:104:ARG:HG3	2:B:80:ILE:HA	7	1.92
(1,37)	1:A:104:ARG:HG3	2:B:80:ILE:HB	7	1.92
(1,37)	1:A:104:ARG:HG3	2:B:80:ILE:HD11	7	1.92
(1,37)	1:A:104:ARG:HG3	2:B:80:ILE:HD12	7	1.92
(1,37)	1:A:104:ARG:HG3	2:B:80:ILE:HD13	7	1.92
(1,37)	1:A:104:ARG:HG3	2:B:80:ILE:HG12	7	1.92
(1,37)	1:A:104:ARG:HG3	2:B:80:ILE:HG13	7	1.92
(1,37)	1:A:104:ARG:HG3	2:B:80:ILE:HG21	7	1.92
(1,37)	1:A:104:ARG:HG3	2:B:80:ILE:HG22	7	1.92
(1,37)	1:A:104:ARG:HG3	2:B:80:ILE:HG23	7	1.92
(1,37)	1:A:104:ARG:HG3	2:B:80:ILE:N	7	1.92
(1,37)	1:A:104:ARG:HG3	2:B:80:ILE:O	7	1.92
(1,37)	1:A:104:ARG:HG3	2:B:84:GLN:C	7	1.92
(1,37)	1:A:104:ARG:HG3	2:B:84:GLN:CA	7	1.92
(1,37)	1:A:104:ARG:HG3	2:B:84:GLN:CB	7	1.92

*Continued on next page...*

*Continued from previous page...*

Key	Atom-1	Atom-2	Model ID	Violation (Å)
(1,37)	1:A:104:ARG:HG3	2:B:84:GLN:CD	7	1.92
(1,37)	1:A:104:ARG:HG3	2:B:84:GLN:CG	7	1.92
(1,37)	1:A:104:ARG:HG3	2:B:84:GLN:H	7	1.92
(1,37)	1:A:104:ARG:HG3	2:B:84:GLN:HA	7	1.92
(1,37)	1:A:104:ARG:HG3	2:B:84:GLN:HB2	7	1.92
(1,37)	1:A:104:ARG:HG3	2:B:84:GLN:HB3	7	1.92
(1,37)	1:A:104:ARG:HG3	2:B:84:GLN:HE21	7	1.92
(1,37)	1:A:104:ARG:HG3	2:B:84:GLN:HE22	7	1.92
(1,37)	1:A:104:ARG:HG3	2:B:84:GLN:HG2	7	1.92
(1,37)	1:A:104:ARG:HG3	2:B:84:GLN:HG3	7	1.92
(1,37)	1:A:104:ARG:HG3	2:B:84:GLN:N	7	1.92
(1,37)	1:A:104:ARG:HG3	2:B:84:GLN:NE2	7	1.92
(1,37)	1:A:104:ARG:HG3	2:B:84:GLN:O	7	1.92
(1,37)	1:A:104:ARG:HG3	2:B:84:GLN:OE1	7	1.92
(1,37)	1:A:104:ARG:HG3	2:B:97:THR:C	7	1.92
(1,37)	1:A:104:ARG:HG3	2:B:97:THR:CA	7	1.92
(1,37)	1:A:104:ARG:HG3	2:B:97:THR:CB	7	1.92
(1,37)	1:A:104:ARG:HG3	2:B:97:THR:CG2	7	1.92
(1,37)	1:A:104:ARG:HG3	2:B:97:THR:H	7	1.92
(1,37)	1:A:104:ARG:HG3	2:B:97:THR:HA	7	1.92
(1,37)	1:A:104:ARG:HG3	2:B:97:THR:HB	7	1.92
(1,37)	1:A:104:ARG:HG3	2:B:97:THR:HG1	7	1.92
(1,37)	1:A:104:ARG:HG3	2:B:97:THR:HG21	7	1.92
(1,37)	1:A:104:ARG:HG3	2:B:97:THR:HG22	7	1.92
(1,37)	1:A:104:ARG:HG3	2:B:97:THR:HG23	7	1.92
(1,37)	1:A:104:ARG:HG3	2:B:97:THR:N	7	1.92
(1,37)	1:A:104:ARG:HG3	2:B:97:THR:O	7	1.92
(1,37)	1:A:104:ARG:HG3	2:B:97:THR:OG1	7	1.92
(1,37)	1:A:104:ARG:HG3	2:B:99:HIS:C	7	1.92
(1,37)	1:A:104:ARG:HG3	2:B:99:HIS:CA	7	1.92
(1,37)	1:A:104:ARG:HG3	2:B:99:HIS:CB	7	1.92
(1,37)	1:A:104:ARG:HG3	2:B:99:HIS:CD2	7	1.92
(1,37)	1:A:104:ARG:HG3	2:B:99:HIS:CE1	7	1.92
(1,37)	1:A:104:ARG:HG3	2:B:99:HIS:CG	7	1.92
(1,37)	1:A:104:ARG:HG3	2:B:99:HIS:H	7	1.92
(1,37)	1:A:104:ARG:HG3	2:B:99:HIS:HA	7	1.92
(1,37)	1:A:104:ARG:HG3	2:B:99:HIS:HB2	7	1.92
(1,37)	1:A:104:ARG:HG3	2:B:99:HIS:HB3	7	1.92
(1,37)	1:A:104:ARG:HG3	2:B:99:HIS:HD1	7	1.92
(1,37)	1:A:104:ARG:HG3	2:B:99:HIS:HD2	7	1.92
(1,37)	1:A:104:ARG:HG3	2:B:99:HIS:HE1	7	1.92
(1,37)	1:A:104:ARG:HG3	2:B:99:HIS:HE2	7	1.92

*Continued on next page...*

*Continued from previous page...*

Key	Atom-1	Atom-2	Model ID	Violation (Å)
(1,37)	1:A:104:ARG:HG3	2:B:99:HIS:N	7	1.92
(1,37)	1:A:104:ARG:HG3	2:B:99:HIS:ND1	7	1.92
(1,37)	1:A:104:ARG:HG3	2:B:99:HIS:NE2	7	1.92
(1,37)	1:A:104:ARG:HG3	2:B:99:HIS:O	7	1.92
(1,37)	1:A:104:ARG:HG3	2:B:101:VAL:C	7	1.92
(1,37)	1:A:104:ARG:HG3	2:B:101:VAL:CA	7	1.92
(1,37)	1:A:104:ARG:HG3	2:B:101:VAL:CB	7	1.92
(1,37)	1:A:104:ARG:HG3	2:B:101:VAL:CG1	7	1.92
(1,37)	1:A:104:ARG:HG3	2:B:101:VAL:CG2	7	1.92
(1,37)	1:A:104:ARG:HG3	2:B:101:VAL:H	7	1.92
(1,37)	1:A:104:ARG:HG3	2:B:101:VAL:HA	7	1.92
(1,37)	1:A:104:ARG:HG3	2:B:101:VAL:HB	7	1.92
(1,37)	1:A:104:ARG:HG3	2:B:101:VAL:HG11	7	1.92
(1,37)	1:A:104:ARG:HG3	2:B:101:VAL:HG12	7	1.92
(1,37)	1:A:104:ARG:HG3	2:B:101:VAL:HG13	7	1.92
(1,37)	1:A:104:ARG:HG3	2:B:101:VAL:HG21	7	1.92
(1,37)	1:A:104:ARG:HG3	2:B:101:VAL:HG22	7	1.92
(1,37)	1:A:104:ARG:HG3	2:B:101:VAL:HG23	7	1.92
(1,37)	1:A:104:ARG:HG3	2:B:101:VAL:N	7	1.92
(1,37)	1:A:104:ARG:HG3	2:B:101:VAL:O	7	1.92
(1,37)	1:A:104:ARG:HH11	2:B:75:ILE:C	7	1.92
(1,37)	1:A:104:ARG:HH11	2:B:75:ILE:CA	7	1.92
(1,37)	1:A:104:ARG:HH11	2:B:75:ILE:CB	7	1.92
(1,37)	1:A:104:ARG:HH11	2:B:75:ILE:CD1	7	1.92
(1,37)	1:A:104:ARG:HH11	2:B:75:ILE:CG1	7	1.92
(1,37)	1:A:104:ARG:HH11	2:B:75:ILE:CG2	7	1.92
(1,37)	1:A:104:ARG:HH11	2:B:75:ILE:H	7	1.92
(1,37)	1:A:104:ARG:HH11	2:B:75:ILE:HA	7	1.92
(1,37)	1:A:104:ARG:HH11	2:B:75:ILE:HB	7	1.92
(1,37)	1:A:104:ARG:HH11	2:B:75:ILE:HD11	7	1.92
(1,37)	1:A:104:ARG:HH11	2:B:75:ILE:HD12	7	1.92
(1,37)	1:A:104:ARG:HH11	2:B:75:ILE:HD13	7	1.92
(1,37)	1:A:104:ARG:HH11	2:B:75:ILE:HG12	7	1.92
(1,37)	1:A:104:ARG:HH11	2:B:75:ILE:HG13	7	1.92
(1,37)	1:A:104:ARG:HH11	2:B:75:ILE:HG21	7	1.92
(1,37)	1:A:104:ARG:HH11	2:B:75:ILE:HG22	7	1.92
(1,37)	1:A:104:ARG:HH11	2:B:75:ILE:HG23	7	1.92
(1,37)	1:A:104:ARG:HH11	2:B:75:ILE:N	7	1.92
(1,37)	1:A:104:ARG:HH11	2:B:75:ILE:O	7	1.92
(1,37)	1:A:104:ARG:HH11	2:B:77:ALA:C	7	1.92
(1,37)	1:A:104:ARG:HH11	2:B:77:ALA:CA	7	1.92
(1,37)	1:A:104:ARG:HH11	2:B:77:ALA:CB	7	1.92

*Continued on next page...*

*Continued from previous page...*

Key	Atom-1	Atom-2	Model ID	Violation (Å)
(1,37)	1:A:104:ARG:HH11	2:B:77:ALA:H	7	1.92
(1,37)	1:A:104:ARG:HH11	2:B:77:ALA:HA	7	1.92
(1,37)	1:A:104:ARG:HH11	2:B:77:ALA:HB1	7	1.92
(1,37)	1:A:104:ARG:HH11	2:B:77:ALA:HB2	7	1.92
(1,37)	1:A:104:ARG:HH11	2:B:77:ALA:HB3	7	1.92
(1,37)	1:A:104:ARG:HH11	2:B:77:ALA:N	7	1.92
(1,37)	1:A:104:ARG:HH11	2:B:77:ALA:O	7	1.92
(1,37)	1:A:104:ARG:HH11	2:B:78:GLY:C	7	1.92
(1,37)	1:A:104:ARG:HH11	2:B:78:GLY:CA	7	1.92
(1,37)	1:A:104:ARG:HH11	2:B:78:GLY:H	7	1.92
(1,37)	1:A:104:ARG:HH11	2:B:78:GLY:HA2	7	1.92
(1,37)	1:A:104:ARG:HH11	2:B:78:GLY:HA3	7	1.92
(1,37)	1:A:104:ARG:HH11	2:B:78:GLY:N	7	1.92
(1,37)	1:A:104:ARG:HH11	2:B:78:GLY:O	7	1.92
(1,37)	1:A:104:ARG:HH11	2:B:79:LYS:C	7	1.92
(1,37)	1:A:104:ARG:HH11	2:B:79:LYS:CA	7	1.92
(1,37)	1:A:104:ARG:HH11	2:B:79:LYS:CB	7	1.92
(1,37)	1:A:104:ARG:HH11	2:B:79:LYS:CD	7	1.92
(1,37)	1:A:104:ARG:HH11	2:B:79:LYS:CE	7	1.92
(1,37)	1:A:104:ARG:HH11	2:B:79:LYS:CG	7	1.92
(1,37)	1:A:104:ARG:HH11	2:B:79:LYS:H	7	1.92
(1,37)	1:A:104:ARG:HH11	2:B:79:LYS:HA	7	1.92
(1,37)	1:A:104:ARG:HH11	2:B:79:LYS:HB2	7	1.92
(1,37)	1:A:104:ARG:HH11	2:B:79:LYS:HB3	7	1.92
(1,37)	1:A:104:ARG:HH11	2:B:79:LYS:HD2	7	1.92
(1,37)	1:A:104:ARG:HH11	2:B:79:LYS:HD3	7	1.92
(1,37)	1:A:104:ARG:HH11	2:B:79:LYS:HE2	7	1.92
(1,37)	1:A:104:ARG:HH11	2:B:79:LYS:HE3	7	1.92
(1,37)	1:A:104:ARG:HH11	2:B:79:LYS:HG2	7	1.92
(1,37)	1:A:104:ARG:HH11	2:B:79:LYS:HG3	7	1.92
(1,37)	1:A:104:ARG:HH11	2:B:79:LYS:HZ1	7	1.92
(1,37)	1:A:104:ARG:HH11	2:B:79:LYS:HZ2	7	1.92
(1,37)	1:A:104:ARG:HH11	2:B:79:LYS:HZ3	7	1.92
(1,37)	1:A:104:ARG:HH11	2:B:79:LYS:N	7	1.92
(1,37)	1:A:104:ARG:HH11	2:B:79:LYS:NZ	7	1.92
(1,37)	1:A:104:ARG:HH11	2:B:79:LYS:O	7	1.92
(1,37)	1:A:104:ARG:HH11	2:B:80:ILE:C	7	1.92
(1,37)	1:A:104:ARG:HH11	2:B:80:ILE:CA	7	1.92
(1,37)	1:A:104:ARG:HH11	2:B:80:ILE:CB	7	1.92
(1,37)	1:A:104:ARG:HH11	2:B:80:ILE:CD1	7	1.92
(1,37)	1:A:104:ARG:HH11	2:B:80:ILE:CG1	7	1.92
(1,37)	1:A:104:ARG:HH11	2:B:80:ILE:CG2	7	1.92

*Continued on next page...*



*Continued from previous page...*

Key	Atom-1	Atom-2	Model ID	Violation (Å)
(1,37)	1:A:104:ARG:HH11	2:B:80:ILE:H	7	1.92
(1,37)	1:A:104:ARG:HH11	2:B:80:ILE:HA	7	1.92
(1,37)	1:A:104:ARG:HH11	2:B:80:ILE:HB	7	1.92
(1,37)	1:A:104:ARG:HH11	2:B:80:ILE:HD11	7	1.92
(1,37)	1:A:104:ARG:HH11	2:B:80:ILE:HD12	7	1.92
(1,37)	1:A:104:ARG:HH11	2:B:80:ILE:HD13	7	1.92
(1,37)	1:A:104:ARG:HH11	2:B:80:ILE:HG12	7	1.92
(1,37)	1:A:104:ARG:HH11	2:B:80:ILE:HG13	7	1.92
(1,37)	1:A:104:ARG:HH11	2:B:80:ILE:HG21	7	1.92
(1,37)	1:A:104:ARG:HH11	2:B:80:ILE:HG22	7	1.92
(1,37)	1:A:104:ARG:HH11	2:B:80:ILE:HG23	7	1.92
(1,37)	1:A:104:ARG:HH11	2:B:80:ILE:N	7	1.92
(1,37)	1:A:104:ARG:HH11	2:B:80:ILE:O	7	1.92
(1,37)	1:A:104:ARG:HH11	2:B:84:GLN:C	7	1.92
(1,37)	1:A:104:ARG:HH11	2:B:84:GLN:CA	7	1.92
(1,37)	1:A:104:ARG:HH11	2:B:84:GLN:CB	7	1.92
(1,37)	1:A:104:ARG:HH11	2:B:84:GLN:CD	7	1.92
(1,37)	1:A:104:ARG:HH11	2:B:84:GLN:CG	7	1.92
(1,37)	1:A:104:ARG:HH11	2:B:84:GLN:H	7	1.92
(1,37)	1:A:104:ARG:HH11	2:B:84:GLN:HA	7	1.92
(1,37)	1:A:104:ARG:HH11	2:B:84:GLN:HB2	7	1.92
(1,37)	1:A:104:ARG:HH11	2:B:84:GLN:HB3	7	1.92
(1,37)	1:A:104:ARG:HH11	2:B:84:GLN:HE21	7	1.92
(1,37)	1:A:104:ARG:HH11	2:B:84:GLN:HE22	7	1.92
(1,37)	1:A:104:ARG:HH11	2:B:84:GLN:HG2	7	1.92
(1,37)	1:A:104:ARG:HH11	2:B:84:GLN:HG3	7	1.92
(1,37)	1:A:104:ARG:HH11	2:B:84:GLN:N	7	1.92
(1,37)	1:A:104:ARG:HH11	2:B:84:GLN:NE2	7	1.92
(1,37)	1:A:104:ARG:HH11	2:B:84:GLN:O	7	1.92
(1,37)	1:A:104:ARG:HH11	2:B:84:GLN:OE1	7	1.92
(1,37)	1:A:104:ARG:HH11	2:B:97:THR:C	7	1.92
(1,37)	1:A:104:ARG:HH11	2:B:97:THR:CA	7	1.92
(1,37)	1:A:104:ARG:HH11	2:B:97:THR:CB	7	1.92
(1,37)	1:A:104:ARG:HH11	2:B:97:THR:CG2	7	1.92
(1,37)	1:A:104:ARG:HH11	2:B:97:THR:H	7	1.92
(1,37)	1:A:104:ARG:HH11	2:B:97:THR:HA	7	1.92
(1,37)	1:A:104:ARG:HH11	2:B:97:THR:HB	7	1.92
(1,37)	1:A:104:ARG:HH11	2:B:97:THR:HG1	7	1.92
(1,37)	1:A:104:ARG:HH11	2:B:97:THR:HG21	7	1.92
(1,37)	1:A:104:ARG:HH11	2:B:97:THR:HG22	7	1.92
(1,37)	1:A:104:ARG:HH11	2:B:97:THR:HG23	7	1.92
(1,37)	1:A:104:ARG:HH11	2:B:97:THR:N	7	1.92

*Continued on next page...*

*Continued from previous page...*

Key	Atom-1	Atom-2	Model ID	Violation (Å)
(1,37)	1:A:104:ARG:HH11	2:B:97:THR:O	7	1.92
(1,37)	1:A:104:ARG:HH11	2:B:97:THR:OG1	7	1.92
(1,37)	1:A:104:ARG:HH11	2:B:99:HIS:C	7	1.92
(1,37)	1:A:104:ARG:HH11	2:B:99:HIS:CA	7	1.92
(1,37)	1:A:104:ARG:HH11	2:B:99:HIS:CB	7	1.92
(1,37)	1:A:104:ARG:HH11	2:B:99:HIS:CD2	7	1.92
(1,37)	1:A:104:ARG:HH11	2:B:99:HIS:CE1	7	1.92
(1,37)	1:A:104:ARG:HH11	2:B:99:HIS:CG	7	1.92
(1,37)	1:A:104:ARG:HH11	2:B:99:HIS:H	7	1.92
(1,37)	1:A:104:ARG:HH11	2:B:99:HIS:HA	7	1.92
(1,37)	1:A:104:ARG:HH11	2:B:99:HIS:HB2	7	1.92
(1,37)	1:A:104:ARG:HH11	2:B:99:HIS:HB3	7	1.92
(1,37)	1:A:104:ARG:HH11	2:B:99:HIS:HD1	7	1.92
(1,37)	1:A:104:ARG:HH11	2:B:99:HIS:HD2	7	1.92
(1,37)	1:A:104:ARG:HH11	2:B:99:HIS:HE1	7	1.92
(1,37)	1:A:104:ARG:HH11	2:B:99:HIS:HE2	7	1.92
(1,37)	1:A:104:ARG:HH11	2:B:99:HIS:N	7	1.92
(1,37)	1:A:104:ARG:HH11	2:B:99:HIS:ND1	7	1.92
(1,37)	1:A:104:ARG:HH11	2:B:99:HIS:NE2	7	1.92
(1,37)	1:A:104:ARG:HH11	2:B:99:HIS:O	7	1.92
(1,37)	1:A:104:ARG:HH11	2:B:101:VAL:C	7	1.92
(1,37)	1:A:104:ARG:HH11	2:B:101:VAL:CA	7	1.92
(1,37)	1:A:104:ARG:HH11	2:B:101:VAL:CB	7	1.92
(1,37)	1:A:104:ARG:HH11	2:B:101:VAL:CG1	7	1.92
(1,37)	1:A:104:ARG:HH11	2:B:101:VAL:CG2	7	1.92
(1,37)	1:A:104:ARG:HH11	2:B:101:VAL:H	7	1.92
(1,37)	1:A:104:ARG:HH11	2:B:101:VAL:HA	7	1.92
(1,37)	1:A:104:ARG:HH11	2:B:101:VAL:HB	7	1.92
(1,37)	1:A:104:ARG:HH11	2:B:101:VAL:HG11	7	1.92
(1,37)	1:A:104:ARG:HH11	2:B:101:VAL:HG12	7	1.92
(1,37)	1:A:104:ARG:HH11	2:B:101:VAL:HG13	7	1.92
(1,37)	1:A:104:ARG:HH11	2:B:101:VAL:HG21	7	1.92
(1,37)	1:A:104:ARG:HH11	2:B:101:VAL:HG22	7	1.92
(1,37)	1:A:104:ARG:HH11	2:B:101:VAL:HG23	7	1.92
(1,37)	1:A:104:ARG:HH11	2:B:101:VAL:N	7	1.92
(1,37)	1:A:104:ARG:HH11	2:B:101:VAL:O	7	1.92
(1,37)	1:A:104:ARG:HH12	2:B:75:ILE:C	7	1.92
(1,37)	1:A:104:ARG:HH12	2:B:75:ILE:CA	7	1.92
(1,37)	1:A:104:ARG:HH12	2:B:75:ILE:CB	7	1.92
(1,37)	1:A:104:ARG:HH12	2:B:75:ILE:CD1	7	1.92
(1,37)	1:A:104:ARG:HH12	2:B:75:ILE:CG1	7	1.92
(1,37)	1:A:104:ARG:HH12	2:B:75:ILE:CG2	7	1.92

*Continued on next page...*

*Continued from previous page...*

Key	Atom-1	Atom-2	Model ID	Violation (Å)
(1,37)	1:A:104:ARG:HH12	2:B:75:ILE:H	7	1.92
(1,37)	1:A:104:ARG:HH12	2:B:75:ILE:HA	7	1.92
(1,37)	1:A:104:ARG:HH12	2:B:75:ILE:HB	7	1.92
(1,37)	1:A:104:ARG:HH12	2:B:75:ILE:HD11	7	1.92
(1,37)	1:A:104:ARG:HH12	2:B:75:ILE:HD12	7	1.92
(1,37)	1:A:104:ARG:HH12	2:B:75:ILE:HD13	7	1.92
(1,37)	1:A:104:ARG:HH12	2:B:75:ILE:HG12	7	1.92
(1,37)	1:A:104:ARG:HH12	2:B:75:ILE:HG13	7	1.92
(1,37)	1:A:104:ARG:HH12	2:B:75:ILE:HG21	7	1.92
(1,37)	1:A:104:ARG:HH12	2:B:75:ILE:HG22	7	1.92
(1,37)	1:A:104:ARG:HH12	2:B:75:ILE:HG23	7	1.92
(1,37)	1:A:104:ARG:HH12	2:B:75:ILE:N	7	1.92
(1,37)	1:A:104:ARG:HH12	2:B:75:ILE:O	7	1.92
(1,37)	1:A:104:ARG:HH12	2:B:77:ALA:C	7	1.92
(1,37)	1:A:104:ARG:HH12	2:B:77:ALA:CA	7	1.92
(1,37)	1:A:104:ARG:HH12	2:B:77:ALA:CB	7	1.92
(1,37)	1:A:104:ARG:HH12	2:B:77:ALA:H	7	1.92
(1,37)	1:A:104:ARG:HH12	2:B:77:ALA:HA	7	1.92
(1,37)	1:A:104:ARG:HH12	2:B:77:ALA:HB1	7	1.92
(1,37)	1:A:104:ARG:HH12	2:B:77:ALA:HB2	7	1.92
(1,37)	1:A:104:ARG:HH12	2:B:77:ALA:HB3	7	1.92
(1,37)	1:A:104:ARG:HH12	2:B:77:ALA:N	7	1.92
(1,37)	1:A:104:ARG:HH12	2:B:77:ALA:O	7	1.92
(1,37)	1:A:104:ARG:HH12	2:B:78:GLY:C	7	1.92
(1,37)	1:A:104:ARG:HH12	2:B:78:GLY:CA	7	1.92
(1,37)	1:A:104:ARG:HH12	2:B:78:GLY:H	7	1.92
(1,37)	1:A:104:ARG:HH12	2:B:78:GLY:HA2	7	1.92
(1,37)	1:A:104:ARG:HH12	2:B:78:GLY:HA3	7	1.92
(1,37)	1:A:104:ARG:HH12	2:B:78:GLY:N	7	1.92
(1,37)	1:A:104:ARG:HH12	2:B:78:GLY:O	7	1.92
(1,37)	1:A:104:ARG:HH12	2:B:79:LYS:C	7	1.92
(1,37)	1:A:104:ARG:HH12	2:B:79:LYS:CA	7	1.92
(1,37)	1:A:104:ARG:HH12	2:B:79:LYS:CB	7	1.92
(1,37)	1:A:104:ARG:HH12	2:B:79:LYS:CD	7	1.92
(1,37)	1:A:104:ARG:HH12	2:B:79:LYS:CE	7	1.92
(1,37)	1:A:104:ARG:HH12	2:B:79:LYS:CG	7	1.92
(1,37)	1:A:104:ARG:HH12	2:B:79:LYS:H	7	1.92
(1,37)	1:A:104:ARG:HH12	2:B:79:LYS:HA	7	1.92
(1,37)	1:A:104:ARG:HH12	2:B:79:LYS:HB2	7	1.92
(1,37)	1:A:104:ARG:HH12	2:B:79:LYS:HB3	7	1.92
(1,37)	1:A:104:ARG:HH12	2:B:79:LYS:HD2	7	1.92
(1,37)	1:A:104:ARG:HH12	2:B:79:LYS:HD3	7	1.92

*Continued on next page...*

*Continued from previous page...*

Key	Atom-1	Atom-2	Model ID	Violation (Å)
(1,37)	1:A:104:ARG:HH12	2:B:79:LYS:HE2	7	1.92
(1,37)	1:A:104:ARG:HH12	2:B:79:LYS:HE3	7	1.92
(1,37)	1:A:104:ARG:HH12	2:B:79:LYS:HG2	7	1.92
(1,37)	1:A:104:ARG:HH12	2:B:79:LYS:HG3	7	1.92
(1,37)	1:A:104:ARG:HH12	2:B:79:LYS:HZ1	7	1.92
(1,37)	1:A:104:ARG:HH12	2:B:79:LYS:HZ2	7	1.92
(1,37)	1:A:104:ARG:HH12	2:B:79:LYS:HZ3	7	1.92
(1,37)	1:A:104:ARG:HH12	2:B:79:LYS:N	7	1.92
(1,37)	1:A:104:ARG:HH12	2:B:79:LYS:NZ	7	1.92
(1,37)	1:A:104:ARG:HH12	2:B:79:LYS:O	7	1.92
(1,37)	1:A:104:ARG:HH12	2:B:80:ILE:C	7	1.92
(1,37)	1:A:104:ARG:HH12	2:B:80:ILE:CA	7	1.92
(1,37)	1:A:104:ARG:HH12	2:B:80:ILE:CB	7	1.92
(1,37)	1:A:104:ARG:HH12	2:B:80:ILE:CD1	7	1.92
(1,37)	1:A:104:ARG:HH12	2:B:80:ILE:CG1	7	1.92
(1,37)	1:A:104:ARG:HH12	2:B:80:ILE:CG2	7	1.92
(1,37)	1:A:104:ARG:HH12	2:B:80:ILE:H	7	1.92
(1,37)	1:A:104:ARG:HH12	2:B:80:ILE:HA	7	1.92
(1,37)	1:A:104:ARG:HH12	2:B:80:ILE:HB	7	1.92
(1,37)	1:A:104:ARG:HH12	2:B:80:ILE:HD11	7	1.92
(1,37)	1:A:104:ARG:HH12	2:B:80:ILE:HD12	7	1.92
(1,37)	1:A:104:ARG:HH12	2:B:80:ILE:HD13	7	1.92
(1,37)	1:A:104:ARG:HH12	2:B:80:ILE:HG12	7	1.92
(1,37)	1:A:104:ARG:HH12	2:B:80:ILE:HG13	7	1.92
(1,37)	1:A:104:ARG:HH12	2:B:80:ILE:HG21	7	1.92
(1,37)	1:A:104:ARG:HH12	2:B:80:ILE:HG22	7	1.92
(1,37)	1:A:104:ARG:HH12	2:B:80:ILE:HG23	7	1.92
(1,37)	1:A:104:ARG:HH12	2:B:80:ILE:N	7	1.92
(1,37)	1:A:104:ARG:HH12	2:B:80:ILE:O	7	1.92
(1,37)	1:A:104:ARG:HH12	2:B:84:GLN:C	7	1.92
(1,37)	1:A:104:ARG:HH12	2:B:84:GLN:CA	7	1.92
(1,37)	1:A:104:ARG:HH12	2:B:84:GLN:CB	7	1.92
(1,37)	1:A:104:ARG:HH12	2:B:84:GLN:CD	7	1.92
(1,37)	1:A:104:ARG:HH12	2:B:84:GLN:CG	7	1.92
(1,37)	1:A:104:ARG:HH12	2:B:84:GLN:H	7	1.92
(1,37)	1:A:104:ARG:HH12	2:B:84:GLN:HA	7	1.92
(1,37)	1:A:104:ARG:HH12	2:B:84:GLN:HB2	7	1.92
(1,37)	1:A:104:ARG:HH12	2:B:84:GLN:HB3	7	1.92
(1,37)	1:A:104:ARG:HH12	2:B:84:GLN:HE21	7	1.92
(1,37)	1:A:104:ARG:HH12	2:B:84:GLN:HE22	7	1.92
(1,37)	1:A:104:ARG:HH12	2:B:84:GLN:HG2	7	1.92
(1,37)	1:A:104:ARG:HH12	2:B:84:GLN:HG3	7	1.92

*Continued on next page...*

*Continued from previous page...*

Key	Atom-1	Atom-2	Model ID	Violation (Å)
(1,37)	1:A:104:ARG:HH12	2:B:84:GLN:N	7	1.92
(1,37)	1:A:104:ARG:HH12	2:B:84:GLN:NE2	7	1.92
(1,37)	1:A:104:ARG:HH12	2:B:84:GLN:O	7	1.92
(1,37)	1:A:104:ARG:HH12	2:B:84:GLN:OE1	7	1.92
(1,37)	1:A:104:ARG:HH12	2:B:97:THR:C	7	1.92
(1,37)	1:A:104:ARG:HH12	2:B:97:THR:CA	7	1.92
(1,37)	1:A:104:ARG:HH12	2:B:97:THR:CB	7	1.92
(1,37)	1:A:104:ARG:HH12	2:B:97:THR:CG2	7	1.92
(1,37)	1:A:104:ARG:HH12	2:B:97:THR:H	7	1.92
(1,37)	1:A:104:ARG:HH12	2:B:97:THR:HA	7	1.92
(1,37)	1:A:104:ARG:HH12	2:B:97:THR:HB	7	1.92
(1,37)	1:A:104:ARG:HH12	2:B:97:THR:HG1	7	1.92
(1,37)	1:A:104:ARG:HH12	2:B:97:THR:HG21	7	1.92
(1,37)	1:A:104:ARG:HH12	2:B:97:THR:HG22	7	1.92
(1,37)	1:A:104:ARG:HH12	2:B:97:THR:HG23	7	1.92
(1,37)	1:A:104:ARG:HH12	2:B:97:THR:N	7	1.92
(1,37)	1:A:104:ARG:HH12	2:B:97:THR:O	7	1.92
(1,37)	1:A:104:ARG:HH12	2:B:97:THR:OG1	7	1.92
(1,37)	1:A:104:ARG:HH12	2:B:99:HIS:C	7	1.92
(1,37)	1:A:104:ARG:HH12	2:B:99:HIS:CA	7	1.92
(1,37)	1:A:104:ARG:HH12	2:B:99:HIS:CB	7	1.92
(1,37)	1:A:104:ARG:HH12	2:B:99:HIS:CD2	7	1.92
(1,37)	1:A:104:ARG:HH12	2:B:99:HIS:CE1	7	1.92
(1,37)	1:A:104:ARG:HH12	2:B:99:HIS:CG	7	1.92
(1,37)	1:A:104:ARG:HH12	2:B:99:HIS:H	7	1.92
(1,37)	1:A:104:ARG:HH12	2:B:99:HIS:HA	7	1.92
(1,37)	1:A:104:ARG:HH12	2:B:99:HIS:HB2	7	1.92
(1,37)	1:A:104:ARG:HH12	2:B:99:HIS:HB3	7	1.92
(1,37)	1:A:104:ARG:HH12	2:B:99:HIS:HD1	7	1.92
(1,37)	1:A:104:ARG:HH12	2:B:99:HIS:HD2	7	1.92
(1,37)	1:A:104:ARG:HH12	2:B:99:HIS:HE1	7	1.92
(1,37)	1:A:104:ARG:HH12	2:B:99:HIS:HE2	7	1.92
(1,37)	1:A:104:ARG:HH12	2:B:99:HIS:N	7	1.92
(1,37)	1:A:104:ARG:HH12	2:B:99:HIS:ND1	7	1.92
(1,37)	1:A:104:ARG:HH12	2:B:99:HIS:NE2	7	1.92
(1,37)	1:A:104:ARG:HH12	2:B:99:HIS:O	7	1.92
(1,37)	1:A:104:ARG:HH12	2:B:101:VAL:C	7	1.92
(1,37)	1:A:104:ARG:HH12	2:B:101:VAL:CA	7	1.92
(1,37)	1:A:104:ARG:HH12	2:B:101:VAL:CB	7	1.92
(1,37)	1:A:104:ARG:HH12	2:B:101:VAL:CG1	7	1.92
(1,37)	1:A:104:ARG:HH12	2:B:101:VAL:CG2	7	1.92
(1,37)	1:A:104:ARG:HH12	2:B:101:VAL:H	7	1.92

*Continued on next page...*

*Continued from previous page...*

Key	Atom-1	Atom-2	Model ID	Violation (Å)
(1,37)	1:A:104:ARG:HH12	2:B:101:VAL:HA	7	1.92
(1,37)	1:A:104:ARG:HH12	2:B:101:VAL:HB	7	1.92
(1,37)	1:A:104:ARG:HH12	2:B:101:VAL:HG11	7	1.92
(1,37)	1:A:104:ARG:HH12	2:B:101:VAL:HG12	7	1.92
(1,37)	1:A:104:ARG:HH12	2:B:101:VAL:HG13	7	1.92
(1,37)	1:A:104:ARG:HH12	2:B:101:VAL:HG21	7	1.92
(1,37)	1:A:104:ARG:HH12	2:B:101:VAL:HG22	7	1.92
(1,37)	1:A:104:ARG:HH12	2:B:101:VAL:HG23	7	1.92
(1,37)	1:A:104:ARG:HH12	2:B:101:VAL:N	7	1.92
(1,37)	1:A:104:ARG:HH12	2:B:101:VAL:O	7	1.92
(1,37)	1:A:104:ARG:HH21	2:B:75:ILE:C	7	1.92
(1,37)	1:A:104:ARG:HH21	2:B:75:ILE:CA	7	1.92
(1,37)	1:A:104:ARG:HH21	2:B:75:ILE:CB	7	1.92
(1,37)	1:A:104:ARG:HH21	2:B:75:ILE:CD1	7	1.92
(1,37)	1:A:104:ARG:HH21	2:B:75:ILE:CG1	7	1.92
(1,37)	1:A:104:ARG:HH21	2:B:75:ILE:CG2	7	1.92
(1,37)	1:A:104:ARG:HH21	2:B:75:ILE:H	7	1.92
(1,37)	1:A:104:ARG:HH21	2:B:75:ILE:HA	7	1.92
(1,37)	1:A:104:ARG:HH21	2:B:75:ILE:HB	7	1.92
(1,37)	1:A:104:ARG:HH21	2:B:75:ILE:HD11	7	1.92
(1,37)	1:A:104:ARG:HH21	2:B:75:ILE:HD12	7	1.92
(1,37)	1:A:104:ARG:HH21	2:B:75:ILE:HD13	7	1.92
(1,37)	1:A:104:ARG:HH21	2:B:75:ILE:HG12	7	1.92
(1,37)	1:A:104:ARG:HH21	2:B:75:ILE:HG13	7	1.92
(1,37)	1:A:104:ARG:HH21	2:B:75:ILE:HG21	7	1.92
(1,37)	1:A:104:ARG:HH21	2:B:75:ILE:HG22	7	1.92
(1,37)	1:A:104:ARG:HH21	2:B:75:ILE:HG23	7	1.92
(1,37)	1:A:104:ARG:HH21	2:B:75:ILE:N	7	1.92
(1,37)	1:A:104:ARG:HH21	2:B:75:ILE:O	7	1.92
(1,37)	1:A:104:ARG:HH21	2:B:77:ALA:C	7	1.92
(1,37)	1:A:104:ARG:HH21	2:B:77:ALA:CA	7	1.92
(1,37)	1:A:104:ARG:HH21	2:B:77:ALA:CB	7	1.92
(1,37)	1:A:104:ARG:HH21	2:B:77:ALA:H	7	1.92
(1,37)	1:A:104:ARG:HH21	2:B:77:ALA:HA	7	1.92
(1,37)	1:A:104:ARG:HH21	2:B:77:ALA:HB1	7	1.92
(1,37)	1:A:104:ARG:HH21	2:B:77:ALA:HB2	7	1.92
(1,37)	1:A:104:ARG:HH21	2:B:77:ALA:HB3	7	1.92
(1,37)	1:A:104:ARG:HH21	2:B:77:ALA:N	7	1.92
(1,37)	1:A:104:ARG:HH21	2:B:77:ALA:O	7	1.92
(1,37)	1:A:104:ARG:HH21	2:B:78:GLY:C	7	1.92
(1,37)	1:A:104:ARG:HH21	2:B:78:GLY:CA	7	1.92
(1,37)	1:A:104:ARG:HH21	2:B:78:GLY:H	7	1.92

*Continued on next page...*

*Continued from previous page...*

Key	Atom-1	Atom-2	Model ID	Violation (Å)
(1,37)	1:A:104:ARG:HH21	2:B:78:GLY:HA2	7	1.92
(1,37)	1:A:104:ARG:HH21	2:B:78:GLY:HA3	7	1.92
(1,37)	1:A:104:ARG:HH21	2:B:78:GLY:N	7	1.92
(1,37)	1:A:104:ARG:HH21	2:B:78:GLY:O	7	1.92
(1,37)	1:A:104:ARG:HH21	2:B:79:LYS:C	7	1.92
(1,37)	1:A:104:ARG:HH21	2:B:79:LYS:CA	7	1.92
(1,37)	1:A:104:ARG:HH21	2:B:79:LYS:CB	7	1.92
(1,37)	1:A:104:ARG:HH21	2:B:79:LYS:CD	7	1.92
(1,37)	1:A:104:ARG:HH21	2:B:79:LYS:CE	7	1.92
(1,37)	1:A:104:ARG:HH21	2:B:79:LYS:CG	7	1.92
(1,37)	1:A:104:ARG:HH21	2:B:79:LYS:H	7	1.92
(1,37)	1:A:104:ARG:HH21	2:B:79:LYS:HA	7	1.92
(1,37)	1:A:104:ARG:HH21	2:B:79:LYS:HB2	7	1.92
(1,37)	1:A:104:ARG:HH21	2:B:79:LYS:HB3	7	1.92
(1,37)	1:A:104:ARG:HH21	2:B:79:LYS:HD2	7	1.92
(1,37)	1:A:104:ARG:HH21	2:B:79:LYS:HD3	7	1.92
(1,37)	1:A:104:ARG:HH21	2:B:79:LYS:HE2	7	1.92
(1,37)	1:A:104:ARG:HH21	2:B:79:LYS:HE3	7	1.92
(1,37)	1:A:104:ARG:HH21	2:B:79:LYS:HG2	7	1.92
(1,37)	1:A:104:ARG:HH21	2:B:79:LYS:HG3	7	1.92
(1,37)	1:A:104:ARG:HH21	2:B:79:LYS:HZ1	7	1.92
(1,37)	1:A:104:ARG:HH21	2:B:79:LYS:HZ2	7	1.92
(1,37)	1:A:104:ARG:HH21	2:B:79:LYS:HZ3	7	1.92
(1,37)	1:A:104:ARG:HH21	2:B:79:LYS:N	7	1.92
(1,37)	1:A:104:ARG:HH21	2:B:79:LYS:NZ	7	1.92
(1,37)	1:A:104:ARG:HH21	2:B:79:LYS:O	7	1.92
(1,37)	1:A:104:ARG:HH21	2:B:80:ILE:C	7	1.92
(1,37)	1:A:104:ARG:HH21	2:B:80:ILE:CA	7	1.92
(1,37)	1:A:104:ARG:HH21	2:B:80:ILE:CB	7	1.92
(1,37)	1:A:104:ARG:HH21	2:B:80:ILE:CD1	7	1.92
(1,37)	1:A:104:ARG:HH21	2:B:80:ILE:CG1	7	1.92
(1,37)	1:A:104:ARG:HH21	2:B:80:ILE:CG2	7	1.92
(1,37)	1:A:104:ARG:HH21	2:B:80:ILE:H	7	1.92
(1,37)	1:A:104:ARG:HH21	2:B:80:ILE:HA	7	1.92
(1,37)	1:A:104:ARG:HH21	2:B:80:ILE:HB	7	1.92
(1,37)	1:A:104:ARG:HH21	2:B:80:ILE:HD11	7	1.92
(1,37)	1:A:104:ARG:HH21	2:B:80:ILE:HD12	7	1.92
(1,37)	1:A:104:ARG:HH21	2:B:80:ILE:HD13	7	1.92
(1,37)	1:A:104:ARG:HH21	2:B:80:ILE:HG12	7	1.92
(1,37)	1:A:104:ARG:HH21	2:B:80:ILE:HG13	7	1.92
(1,37)	1:A:104:ARG:HH21	2:B:80:ILE:HG21	7	1.92
(1,37)	1:A:104:ARG:HH21	2:B:80:ILE:HG22	7	1.92

*Continued on next page...*

*Continued from previous page...*

Key	Atom-1	Atom-2	Model ID	Violation (Å)
(1,37)	1:A:104:ARG:HH21	2:B:80:ILE:HG23	7	1.92
(1,37)	1:A:104:ARG:HH21	2:B:80:ILE:N	7	1.92
(1,37)	1:A:104:ARG:HH21	2:B:80:ILE:O	7	1.92
(1,37)	1:A:104:ARG:HH21	2:B:84:GLN:C	7	1.92
(1,37)	1:A:104:ARG:HH21	2:B:84:GLN:CA	7	1.92
(1,37)	1:A:104:ARG:HH21	2:B:84:GLN:CB	7	1.92
(1,37)	1:A:104:ARG:HH21	2:B:84:GLN:CD	7	1.92
(1,37)	1:A:104:ARG:HH21	2:B:84:GLN:CG	7	1.92
(1,37)	1:A:104:ARG:HH21	2:B:84:GLN:H	7	1.92
(1,37)	1:A:104:ARG:HH21	2:B:84:GLN:HA	7	1.92
(1,37)	1:A:104:ARG:HH21	2:B:84:GLN:HB2	7	1.92
(1,37)	1:A:104:ARG:HH21	2:B:84:GLN:HB3	7	1.92
(1,37)	1:A:104:ARG:HH21	2:B:84:GLN:HE21	7	1.92
(1,37)	1:A:104:ARG:HH21	2:B:84:GLN:HE22	7	1.92
(1,37)	1:A:104:ARG:HH21	2:B:84:GLN:HG2	7	1.92
(1,37)	1:A:104:ARG:HH21	2:B:84:GLN:HG3	7	1.92
(1,37)	1:A:104:ARG:HH21	2:B:84:GLN:N	7	1.92
(1,37)	1:A:104:ARG:HH21	2:B:84:GLN:NE2	7	1.92
(1,37)	1:A:104:ARG:HH21	2:B:84:GLN:O	7	1.92
(1,37)	1:A:104:ARG:HH21	2:B:84:GLN:OE1	7	1.92
(1,37)	1:A:104:ARG:HH21	2:B:97:THR:C	7	1.92
(1,37)	1:A:104:ARG:HH21	2:B:97:THR:CA	7	1.92
(1,37)	1:A:104:ARG:HH21	2:B:97:THR:CB	7	1.92
(1,37)	1:A:104:ARG:HH21	2:B:97:THR:CG2	7	1.92
(1,37)	1:A:104:ARG:HH21	2:B:97:THR:H	7	1.92
(1,37)	1:A:104:ARG:HH21	2:B:97:THR:HA	7	1.92
(1,37)	1:A:104:ARG:HH21	2:B:97:THR:HB	7	1.92
(1,37)	1:A:104:ARG:HH21	2:B:97:THR:HG1	7	1.92
(1,37)	1:A:104:ARG:HH21	2:B:97:THR:HG21	7	1.92
(1,37)	1:A:104:ARG:HH21	2:B:97:THR:HG22	7	1.92
(1,37)	1:A:104:ARG:HH21	2:B:97:THR:HG23	7	1.92
(1,37)	1:A:104:ARG:HH21	2:B:97:THR:N	7	1.92
(1,37)	1:A:104:ARG:HH21	2:B:97:THR:O	7	1.92
(1,37)	1:A:104:ARG:HH21	2:B:97:THR:OG1	7	1.92
(1,37)	1:A:104:ARG:HH21	2:B:99:HIS:C	7	1.92
(1,37)	1:A:104:ARG:HH21	2:B:99:HIS:CA	7	1.92
(1,37)	1:A:104:ARG:HH21	2:B:99:HIS:CB	7	1.92
(1,37)	1:A:104:ARG:HH21	2:B:99:HIS:CD2	7	1.92
(1,37)	1:A:104:ARG:HH21	2:B:99:HIS:CE1	7	1.92
(1,37)	1:A:104:ARG:HH21	2:B:99:HIS:CG	7	1.92
(1,37)	1:A:104:ARG:HH21	2:B:99:HIS:H	7	1.92
(1,37)	1:A:104:ARG:HH21	2:B:99:HIS:HA	7	1.92

*Continued on next page...*



*Continued from previous page...*

Key	Atom-1	Atom-2	Model ID	Violation (Å)
(1,37)	1:A:104:ARG:HH21	2:B:99:HIS:HB2	7	1.92
(1,37)	1:A:104:ARG:HH21	2:B:99:HIS:HB3	7	1.92
(1,37)	1:A:104:ARG:HH21	2:B:99:HIS:HD1	7	1.92
(1,37)	1:A:104:ARG:HH21	2:B:99:HIS:HD2	7	1.92
(1,37)	1:A:104:ARG:HH21	2:B:99:HIS:HE1	7	1.92
(1,37)	1:A:104:ARG:HH21	2:B:99:HIS:HE2	7	1.92
(1,37)	1:A:104:ARG:HH21	2:B:99:HIS:N	7	1.92
(1,37)	1:A:104:ARG:HH21	2:B:99:HIS:ND1	7	1.92
(1,37)	1:A:104:ARG:HH21	2:B:99:HIS:NE2	7	1.92
(1,37)	1:A:104:ARG:HH21	2:B:99:HIS:O	7	1.92
(1,37)	1:A:104:ARG:HH21	2:B:101:VAL:C	7	1.92
(1,37)	1:A:104:ARG:HH21	2:B:101:VAL:CA	7	1.92
(1,37)	1:A:104:ARG:HH21	2:B:101:VAL:CB	7	1.92
(1,37)	1:A:104:ARG:HH21	2:B:101:VAL:CG1	7	1.92
(1,37)	1:A:104:ARG:HH21	2:B:101:VAL:CG2	7	1.92
(1,37)	1:A:104:ARG:HH21	2:B:101:VAL:H	7	1.92
(1,37)	1:A:104:ARG:HH21	2:B:101:VAL:HA	7	1.92
(1,37)	1:A:104:ARG:HH21	2:B:101:VAL:HB	7	1.92
(1,37)	1:A:104:ARG:HH21	2:B:101:VAL:HG11	7	1.92
(1,37)	1:A:104:ARG:HH21	2:B:101:VAL:HG12	7	1.92
(1,37)	1:A:104:ARG:HH21	2:B:101:VAL:HG13	7	1.92
(1,37)	1:A:104:ARG:HH21	2:B:101:VAL:HG21	7	1.92
(1,37)	1:A:104:ARG:HH21	2:B:101:VAL:HG22	7	1.92
(1,37)	1:A:104:ARG:HH21	2:B:101:VAL:HG23	7	1.92
(1,37)	1:A:104:ARG:HH21	2:B:101:VAL:N	7	1.92
(1,37)	1:A:104:ARG:HH21	2:B:101:VAL:O	7	1.92
(1,37)	1:A:104:ARG:HH22	2:B:75:ILE:C	7	1.92
(1,37)	1:A:104:ARG:HH22	2:B:75:ILE:CA	7	1.92
(1,37)	1:A:104:ARG:HH22	2:B:75:ILE:CB	7	1.92
(1,37)	1:A:104:ARG:HH22	2:B:75:ILE:CD1	7	1.92
(1,37)	1:A:104:ARG:HH22	2:B:75:ILE:CG1	7	1.92
(1,37)	1:A:104:ARG:HH22	2:B:75:ILE:CG2	7	1.92
(1,37)	1:A:104:ARG:HH22	2:B:75:ILE:H	7	1.92
(1,37)	1:A:104:ARG:HH22	2:B:75:ILE:HA	7	1.92
(1,37)	1:A:104:ARG:HH22	2:B:75:ILE:HB	7	1.92
(1,37)	1:A:104:ARG:HH22	2:B:75:ILE:HD11	7	1.92
(1,37)	1:A:104:ARG:HH22	2:B:75:ILE:HD12	7	1.92
(1,37)	1:A:104:ARG:HH22	2:B:75:ILE:HD13	7	1.92
(1,37)	1:A:104:ARG:HH22	2:B:75:ILE:HG12	7	1.92
(1,37)	1:A:104:ARG:HH22	2:B:75:ILE:HG13	7	1.92
(1,37)	1:A:104:ARG:HH22	2:B:75:ILE:HG21	7	1.92
(1,37)	1:A:104:ARG:HH22	2:B:75:ILE:HG22	7	1.92

*Continued on next page...*

*Continued from previous page...*

Key	Atom-1	Atom-2	Model ID	Violation (Å)
(1,37)	1:A:104:ARG:HH22	2:B:75:ILE:HG23	7	1.92
(1,37)	1:A:104:ARG:HH22	2:B:75:ILE:N	7	1.92
(1,37)	1:A:104:ARG:HH22	2:B:75:ILE:O	7	1.92
(1,37)	1:A:104:ARG:HH22	2:B:77:ALA:C	7	1.92
(1,37)	1:A:104:ARG:HH22	2:B:77:ALA:CA	7	1.92
(1,37)	1:A:104:ARG:HH22	2:B:77:ALA:CB	7	1.92
(1,37)	1:A:104:ARG:HH22	2:B:77:ALA:H	7	1.92
(1,37)	1:A:104:ARG:HH22	2:B:77:ALA:HA	7	1.92
(1,37)	1:A:104:ARG:HH22	2:B:77:ALA:HB1	7	1.92
(1,37)	1:A:104:ARG:HH22	2:B:77:ALA:HB2	7	1.92
(1,37)	1:A:104:ARG:HH22	2:B:77:ALA:HB3	7	1.92
(1,37)	1:A:104:ARG:HH22	2:B:77:ALA:N	7	1.92
(1,37)	1:A:104:ARG:HH22	2:B:77:ALA:O	7	1.92
(1,37)	1:A:104:ARG:HH22	2:B:78:GLY:C	7	1.92
(1,37)	1:A:104:ARG:HH22	2:B:78:GLY:CA	7	1.92
(1,37)	1:A:104:ARG:HH22	2:B:78:GLY:H	7	1.92
(1,37)	1:A:104:ARG:HH22	2:B:78:GLY:HA2	7	1.92
(1,37)	1:A:104:ARG:HH22	2:B:78:GLY:HA3	7	1.92
(1,37)	1:A:104:ARG:HH22	2:B:78:GLY:N	7	1.92
(1,37)	1:A:104:ARG:HH22	2:B:78:GLY:O	7	1.92
(1,37)	1:A:104:ARG:HH22	2:B:79:LYS:C	7	1.92
(1,37)	1:A:104:ARG:HH22	2:B:79:LYS:CA	7	1.92
(1,37)	1:A:104:ARG:HH22	2:B:79:LYS:CB	7	1.92
(1,37)	1:A:104:ARG:HH22	2:B:79:LYS:CD	7	1.92
(1,37)	1:A:104:ARG:HH22	2:B:79:LYS:CE	7	1.92
(1,37)	1:A:104:ARG:HH22	2:B:79:LYS:CG	7	1.92
(1,37)	1:A:104:ARG:HH22	2:B:79:LYS:H	7	1.92
(1,37)	1:A:104:ARG:HH22	2:B:79:LYS:HA	7	1.92
(1,37)	1:A:104:ARG:HH22	2:B:79:LYS:HB2	7	1.92
(1,37)	1:A:104:ARG:HH22	2:B:79:LYS:HB3	7	1.92
(1,37)	1:A:104:ARG:HH22	2:B:79:LYS:HD2	7	1.92
(1,37)	1:A:104:ARG:HH22	2:B:79:LYS:HD3	7	1.92
(1,37)	1:A:104:ARG:HH22	2:B:79:LYS:HE2	7	1.92
(1,37)	1:A:104:ARG:HH22	2:B:79:LYS:HE3	7	1.92
(1,37)	1:A:104:ARG:HH22	2:B:79:LYS:HG2	7	1.92
(1,37)	1:A:104:ARG:HH22	2:B:79:LYS:HG3	7	1.92
(1,37)	1:A:104:ARG:HH22	2:B:79:LYS:HZ1	7	1.92
(1,37)	1:A:104:ARG:HH22	2:B:79:LYS:HZ2	7	1.92
(1,37)	1:A:104:ARG:HH22	2:B:79:LYS:HZ3	7	1.92
(1,37)	1:A:104:ARG:HH22	2:B:79:LYS:N	7	1.92
(1,37)	1:A:104:ARG:HH22	2:B:79:LYS:NZ	7	1.92
(1,37)	1:A:104:ARG:HH22	2:B:79:LYS:O	7	1.92

*Continued on next page...*

*Continued from previous page...*

Key	Atom-1	Atom-2	Model ID	Violation (Å)
(1,37)	1:A:104:ARG:HH22	2:B:80:ILE:C	7	1.92
(1,37)	1:A:104:ARG:HH22	2:B:80:ILE:CA	7	1.92
(1,37)	1:A:104:ARG:HH22	2:B:80:ILE:CB	7	1.92
(1,37)	1:A:104:ARG:HH22	2:B:80:ILE:CD1	7	1.92
(1,37)	1:A:104:ARG:HH22	2:B:80:ILE:CG1	7	1.92
(1,37)	1:A:104:ARG:HH22	2:B:80:ILE:CG2	7	1.92
(1,37)	1:A:104:ARG:HH22	2:B:80:ILE:H	7	1.92
(1,37)	1:A:104:ARG:HH22	2:B:80:ILE:HA	7	1.92
(1,37)	1:A:104:ARG:HH22	2:B:80:ILE:HB	7	1.92
(1,37)	1:A:104:ARG:HH22	2:B:80:ILE:HD11	7	1.92
(1,37)	1:A:104:ARG:HH22	2:B:80:ILE:HD12	7	1.92
(1,37)	1:A:104:ARG:HH22	2:B:80:ILE:HD13	7	1.92
(1,37)	1:A:104:ARG:HH22	2:B:80:ILE:HG12	7	1.92
(1,37)	1:A:104:ARG:HH22	2:B:80:ILE:HG13	7	1.92
(1,37)	1:A:104:ARG:HH22	2:B:80:ILE:HG21	7	1.92
(1,37)	1:A:104:ARG:HH22	2:B:80:ILE:HG22	7	1.92
(1,37)	1:A:104:ARG:HH22	2:B:80:ILE:HG23	7	1.92
(1,37)	1:A:104:ARG:HH22	2:B:80:ILE:N	7	1.92
(1,37)	1:A:104:ARG:HH22	2:B:80:ILE:O	7	1.92
(1,37)	1:A:104:ARG:HH22	2:B:84:GLN:C	7	1.92
(1,37)	1:A:104:ARG:HH22	2:B:84:GLN:CA	7	1.92
(1,37)	1:A:104:ARG:HH22	2:B:84:GLN:CB	7	1.92
(1,37)	1:A:104:ARG:HH22	2:B:84:GLN:CD	7	1.92
(1,37)	1:A:104:ARG:HH22	2:B:84:GLN:CG	7	1.92
(1,37)	1:A:104:ARG:HH22	2:B:84:GLN:H	7	1.92
(1,37)	1:A:104:ARG:HH22	2:B:84:GLN:HA	7	1.92
(1,37)	1:A:104:ARG:HH22	2:B:84:GLN:HB2	7	1.92
(1,37)	1:A:104:ARG:HH22	2:B:84:GLN:HB3	7	1.92
(1,37)	1:A:104:ARG:HH22	2:B:84:GLN:HE21	7	1.92
(1,37)	1:A:104:ARG:HH22	2:B:84:GLN:HE22	7	1.92
(1,37)	1:A:104:ARG:HH22	2:B:84:GLN:HG2	7	1.92
(1,37)	1:A:104:ARG:HH22	2:B:84:GLN:HG3	7	1.92
(1,37)	1:A:104:ARG:HH22	2:B:84:GLN:N	7	1.92
(1,37)	1:A:104:ARG:HH22	2:B:84:GLN:NE2	7	1.92
(1,37)	1:A:104:ARG:HH22	2:B:84:GLN:O	7	1.92
(1,37)	1:A:104:ARG:HH22	2:B:84:GLN:OE1	7	1.92
(1,37)	1:A:104:ARG:HH22	2:B:97:THR:C	7	1.92
(1,37)	1:A:104:ARG:HH22	2:B:97:THR:CA	7	1.92
(1,37)	1:A:104:ARG:HH22	2:B:97:THR:CB	7	1.92
(1,37)	1:A:104:ARG:HH22	2:B:97:THR:CG2	7	1.92
(1,37)	1:A:104:ARG:HH22	2:B:97:THR:H	7	1.92
(1,37)	1:A:104:ARG:HH22	2:B:97:THR:HA	7	1.92

*Continued on next page...*

*Continued from previous page...*

Key	Atom-1	Atom-2	Model ID	Violation (Å)
(1,37)	1:A:104:ARG:HH22	2:B:97:THR:HB	7	1.92
(1,37)	1:A:104:ARG:HH22	2:B:97:THR:HG1	7	1.92
(1,37)	1:A:104:ARG:HH22	2:B:97:THR:HG21	7	1.92
(1,37)	1:A:104:ARG:HH22	2:B:97:THR:HG22	7	1.92
(1,37)	1:A:104:ARG:HH22	2:B:97:THR:HG23	7	1.92
(1,37)	1:A:104:ARG:HH22	2:B:97:THR:N	7	1.92
(1,37)	1:A:104:ARG:HH22	2:B:97:THR:O	7	1.92
(1,37)	1:A:104:ARG:HH22	2:B:97:THR:OG1	7	1.92
(1,37)	1:A:104:ARG:HH22	2:B:99:HIS:C	7	1.92
(1,37)	1:A:104:ARG:HH22	2:B:99:HIS:CA	7	1.92
(1,37)	1:A:104:ARG:HH22	2:B:99:HIS:CB	7	1.92
(1,37)	1:A:104:ARG:HH22	2:B:99:HIS:CD2	7	1.92
(1,37)	1:A:104:ARG:HH22	2:B:99:HIS:CE1	7	1.92
(1,37)	1:A:104:ARG:HH22	2:B:99:HIS:CG	7	1.92
(1,37)	1:A:104:ARG:HH22	2:B:99:HIS:H	7	1.92
(1,37)	1:A:104:ARG:HH22	2:B:99:HIS:HA	7	1.92
(1,37)	1:A:104:ARG:HH22	2:B:99:HIS:HB2	7	1.92
(1,37)	1:A:104:ARG:HH22	2:B:99:HIS:HB3	7	1.92
(1,37)	1:A:104:ARG:HH22	2:B:99:HIS:HD1	7	1.92
(1,37)	1:A:104:ARG:HH22	2:B:99:HIS:HD2	7	1.92
(1,37)	1:A:104:ARG:HH22	2:B:99:HIS:HE1	7	1.92
(1,37)	1:A:104:ARG:HH22	2:B:99:HIS:HE2	7	1.92
(1,37)	1:A:104:ARG:HH22	2:B:99:HIS:N	7	1.92
(1,37)	1:A:104:ARG:HH22	2:B:99:HIS:ND1	7	1.92
(1,37)	1:A:104:ARG:HH22	2:B:99:HIS:NE2	7	1.92
(1,37)	1:A:104:ARG:HH22	2:B:99:HIS:O	7	1.92
(1,37)	1:A:104:ARG:HH22	2:B:101:VAL:C	7	1.92
(1,37)	1:A:104:ARG:HH22	2:B:101:VAL:CA	7	1.92
(1,37)	1:A:104:ARG:HH22	2:B:101:VAL:CB	7	1.92
(1,37)	1:A:104:ARG:HH22	2:B:101:VAL:CG1	7	1.92
(1,37)	1:A:104:ARG:HH22	2:B:101:VAL:CG2	7	1.92
(1,37)	1:A:104:ARG:HH22	2:B:101:VAL:H	7	1.92
(1,37)	1:A:104:ARG:HH22	2:B:101:VAL:HA	7	1.92
(1,37)	1:A:104:ARG:HH22	2:B:101:VAL:HB	7	1.92
(1,37)	1:A:104:ARG:HH22	2:B:101:VAL:HG11	7	1.92
(1,37)	1:A:104:ARG:HH22	2:B:101:VAL:HG12	7	1.92
(1,37)	1:A:104:ARG:HH22	2:B:101:VAL:HG13	7	1.92
(1,37)	1:A:104:ARG:HH22	2:B:101:VAL:HG21	7	1.92
(1,37)	1:A:104:ARG:HH22	2:B:101:VAL:HG22	7	1.92
(1,37)	1:A:104:ARG:HH22	2:B:101:VAL:HG23	7	1.92
(1,37)	1:A:104:ARG:HH22	2:B:101:VAL:N	7	1.92
(1,37)	1:A:104:ARG:HH22	2:B:101:VAL:O	7	1.92

*Continued on next page...*

*Continued from previous page...*

Key	Atom-1	Atom-2	Model ID	Violation (Å)
(1,37)	1:A:104:ARG:N	2:B:75:ILE:C	7	1.92
(1,37)	1:A:104:ARG:N	2:B:75:ILE:CA	7	1.92
(1,37)	1:A:104:ARG:N	2:B:75:ILE:CB	7	1.92
(1,37)	1:A:104:ARG:N	2:B:75:ILE:CD1	7	1.92
(1,37)	1:A:104:ARG:N	2:B:75:ILE:CG1	7	1.92
(1,37)	1:A:104:ARG:N	2:B:75:ILE:CG2	7	1.92
(1,37)	1:A:104:ARG:N	2:B:75:ILE:H	7	1.92
(1,37)	1:A:104:ARG:N	2:B:75:ILE:HA	7	1.92
(1,37)	1:A:104:ARG:N	2:B:75:ILE:HB	7	1.92
(1,37)	1:A:104:ARG:N	2:B:75:ILE:HD11	7	1.92
(1,37)	1:A:104:ARG:N	2:B:75:ILE:HD12	7	1.92
(1,37)	1:A:104:ARG:N	2:B:75:ILE:HD13	7	1.92
(1,37)	1:A:104:ARG:N	2:B:75:ILE:HG12	7	1.92
(1,37)	1:A:104:ARG:N	2:B:75:ILE:HG13	7	1.92
(1,37)	1:A:104:ARG:N	2:B:75:ILE:HG21	7	1.92
(1,37)	1:A:104:ARG:N	2:B:75:ILE:HG22	7	1.92
(1,37)	1:A:104:ARG:N	2:B:75:ILE:HG23	7	1.92
(1,37)	1:A:104:ARG:N	2:B:75:ILE:N	7	1.92
(1,37)	1:A:104:ARG:N	2:B:75:ILE:O	7	1.92
(1,37)	1:A:104:ARG:N	2:B:77:ALA:C	7	1.92
(1,37)	1:A:104:ARG:N	2:B:77:ALA:CA	7	1.92
(1,37)	1:A:104:ARG:N	2:B:77:ALA:CB	7	1.92
(1,37)	1:A:104:ARG:N	2:B:77:ALA:H	7	1.92
(1,37)	1:A:104:ARG:N	2:B:77:ALA:HA	7	1.92
(1,37)	1:A:104:ARG:N	2:B:77:ALA:HB1	7	1.92
(1,37)	1:A:104:ARG:N	2:B:77:ALA:HB2	7	1.92
(1,37)	1:A:104:ARG:N	2:B:77:ALA:HB3	7	1.92
(1,37)	1:A:104:ARG:N	2:B:77:ALA:N	7	1.92
(1,37)	1:A:104:ARG:N	2:B:77:ALA:O	7	1.92
(1,37)	1:A:104:ARG:N	2:B:78:GLY:C	7	1.92
(1,37)	1:A:104:ARG:N	2:B:78:GLY:CA	7	1.92
(1,37)	1:A:104:ARG:N	2:B:78:GLY:H	7	1.92
(1,37)	1:A:104:ARG:N	2:B:78:GLY:HA2	7	1.92
(1,37)	1:A:104:ARG:N	2:B:78:GLY:HA3	7	1.92
(1,37)	1:A:104:ARG:N	2:B:78:GLY:N	7	1.92
(1,37)	1:A:104:ARG:N	2:B:78:GLY:O	7	1.92
(1,37)	1:A:104:ARG:N	2:B:79:LYS:C	7	1.92
(1,37)	1:A:104:ARG:N	2:B:79:LYS:CA	7	1.92
(1,37)	1:A:104:ARG:N	2:B:79:LYS:CB	7	1.92
(1,37)	1:A:104:ARG:N	2:B:79:LYS:CD	7	1.92
(1,37)	1:A:104:ARG:N	2:B:79:LYS:CE	7	1.92
(1,37)	1:A:104:ARG:N	2:B:79:LYS:CG	7	1.92

*Continued on next page...*

*Continued from previous page...*

Key	Atom-1	Atom-2	Model ID	Violation (Å)
(1,37)	1:A:104:ARG:N	2:B:79:LYS:H	7	1.92
(1,37)	1:A:104:ARG:N	2:B:79:LYS:HA	7	1.92
(1,37)	1:A:104:ARG:N	2:B:79:LYS:HB2	7	1.92
(1,37)	1:A:104:ARG:N	2:B:79:LYS:HB3	7	1.92
(1,37)	1:A:104:ARG:N	2:B:79:LYS:HD2	7	1.92
(1,37)	1:A:104:ARG:N	2:B:79:LYS:HD3	7	1.92
(1,37)	1:A:104:ARG:N	2:B:79:LYS:HE2	7	1.92
(1,37)	1:A:104:ARG:N	2:B:79:LYS:HE3	7	1.92
(1,37)	1:A:104:ARG:N	2:B:79:LYS:HG2	7	1.92
(1,37)	1:A:104:ARG:N	2:B:79:LYS:HG3	7	1.92
(1,37)	1:A:104:ARG:N	2:B:79:LYS:HZ1	7	1.92
(1,37)	1:A:104:ARG:N	2:B:79:LYS:HZ2	7	1.92
(1,37)	1:A:104:ARG:N	2:B:79:LYS:HZ3	7	1.92
(1,37)	1:A:104:ARG:N	2:B:79:LYS:N	7	1.92
(1,37)	1:A:104:ARG:N	2:B:79:LYS:NZ	7	1.92
(1,37)	1:A:104:ARG:N	2:B:79:LYS:O	7	1.92
(1,37)	1:A:104:ARG:N	2:B:80:ILE:C	7	1.92
(1,37)	1:A:104:ARG:N	2:B:80:ILE:CA	7	1.92
(1,37)	1:A:104:ARG:N	2:B:80:ILE:CB	7	1.92
(1,37)	1:A:104:ARG:N	2:B:80:ILE:CD1	7	1.92
(1,37)	1:A:104:ARG:N	2:B:80:ILE:CG1	7	1.92
(1,37)	1:A:104:ARG:N	2:B:80:ILE:CG2	7	1.92
(1,37)	1:A:104:ARG:N	2:B:80:ILE:H	7	1.92
(1,37)	1:A:104:ARG:N	2:B:80:ILE:HA	7	1.92
(1,37)	1:A:104:ARG:N	2:B:80:ILE:HB	7	1.92
(1,37)	1:A:104:ARG:N	2:B:80:ILE:HD11	7	1.92
(1,37)	1:A:104:ARG:N	2:B:80:ILE:HD12	7	1.92
(1,37)	1:A:104:ARG:N	2:B:80:ILE:HD13	7	1.92
(1,37)	1:A:104:ARG:N	2:B:80:ILE:HG12	7	1.92
(1,37)	1:A:104:ARG:N	2:B:80:ILE:HG13	7	1.92
(1,37)	1:A:104:ARG:N	2:B:80:ILE:HG21	7	1.92
(1,37)	1:A:104:ARG:N	2:B:80:ILE:HG22	7	1.92
(1,37)	1:A:104:ARG:N	2:B:80:ILE:HG23	7	1.92
(1,37)	1:A:104:ARG:N	2:B:80:ILE:N	7	1.92
(1,37)	1:A:104:ARG:N	2:B:80:ILE:O	7	1.92
(1,37)	1:A:104:ARG:N	2:B:84:GLN:C	7	1.92
(1,37)	1:A:104:ARG:N	2:B:84:GLN:CA	7	1.92
(1,37)	1:A:104:ARG:N	2:B:84:GLN:CB	7	1.92
(1,37)	1:A:104:ARG:N	2:B:84:GLN:CD	7	1.92
(1,37)	1:A:104:ARG:N	2:B:84:GLN:CG	7	1.92
(1,37)	1:A:104:ARG:N	2:B:84:GLN:H	7	1.92
(1,37)	1:A:104:ARG:N	2:B:84:GLN:HA	7	1.92

*Continued on next page...*

*Continued from previous page...*

Key	Atom-1	Atom-2	Model ID	Violation (Å)
(1,37)	1:A:104:ARG:N	2:B:84:GLN:HB2	7	1.92
(1,37)	1:A:104:ARG:N	2:B:84:GLN:HB3	7	1.92
(1,37)	1:A:104:ARG:N	2:B:84:GLN:HE21	7	1.92
(1,37)	1:A:104:ARG:N	2:B:84:GLN:HE22	7	1.92
(1,37)	1:A:104:ARG:N	2:B:84:GLN:HG2	7	1.92
(1,37)	1:A:104:ARG:N	2:B:84:GLN:HG3	7	1.92
(1,37)	1:A:104:ARG:N	2:B:84:GLN:N	7	1.92
(1,37)	1:A:104:ARG:N	2:B:84:GLN:NE2	7	1.92
(1,37)	1:A:104:ARG:N	2:B:84:GLN:O	7	1.92
(1,37)	1:A:104:ARG:N	2:B:84:GLN:OE1	7	1.92
(1,37)	1:A:104:ARG:N	2:B:97:THR:C	7	1.92
(1,37)	1:A:104:ARG:N	2:B:97:THR:CA	7	1.92
(1,37)	1:A:104:ARG:N	2:B:97:THR:CB	7	1.92
(1,37)	1:A:104:ARG:N	2:B:97:THR:CG2	7	1.92
(1,37)	1:A:104:ARG:N	2:B:97:THR:H	7	1.92
(1,37)	1:A:104:ARG:N	2:B:97:THR:HA	7	1.92
(1,37)	1:A:104:ARG:N	2:B:97:THR:HB	7	1.92
(1,37)	1:A:104:ARG:N	2:B:97:THR:HG1	7	1.92
(1,37)	1:A:104:ARG:N	2:B:97:THR:HG21	7	1.92
(1,37)	1:A:104:ARG:N	2:B:97:THR:HG22	7	1.92
(1,37)	1:A:104:ARG:N	2:B:97:THR:HG23	7	1.92
(1,37)	1:A:104:ARG:N	2:B:97:THR:N	7	1.92
(1,37)	1:A:104:ARG:N	2:B:97:THR:O	7	1.92
(1,37)	1:A:104:ARG:N	2:B:97:THR:OG1	7	1.92
(1,37)	1:A:104:ARG:N	2:B:99:HIS:C	7	1.92
(1,37)	1:A:104:ARG:N	2:B:99:HIS:CA	7	1.92
(1,37)	1:A:104:ARG:N	2:B:99:HIS:CB	7	1.92
(1,37)	1:A:104:ARG:N	2:B:99:HIS:CD2	7	1.92
(1,37)	1:A:104:ARG:N	2:B:99:HIS:CE1	7	1.92
(1,37)	1:A:104:ARG:N	2:B:99:HIS:CG	7	1.92
(1,37)	1:A:104:ARG:N	2:B:99:HIS:H	7	1.92
(1,37)	1:A:104:ARG:N	2:B:99:HIS:HA	7	1.92
(1,37)	1:A:104:ARG:N	2:B:99:HIS:HB2	7	1.92
(1,37)	1:A:104:ARG:N	2:B:99:HIS:HB3	7	1.92
(1,37)	1:A:104:ARG:N	2:B:99:HIS:HD1	7	1.92
(1,37)	1:A:104:ARG:N	2:B:99:HIS:HD2	7	1.92
(1,37)	1:A:104:ARG:N	2:B:99:HIS:HE1	7	1.92
(1,37)	1:A:104:ARG:N	2:B:99:HIS:HE2	7	1.92
(1,37)	1:A:104:ARG:N	2:B:99:HIS:N	7	1.92
(1,37)	1:A:104:ARG:N	2:B:99:HIS:ND1	7	1.92
(1,37)	1:A:104:ARG:N	2:B:99:HIS:NE2	7	1.92
(1,37)	1:A:104:ARG:N	2:B:99:HIS:O	7	1.92

*Continued on next page...*

*Continued from previous page...*

Key	Atom-1	Atom-2	Model ID	Violation (Å)
(1,37)	1:A:104:ARG:N	2:B:101:VAL:C	7	1.92
(1,37)	1:A:104:ARG:N	2:B:101:VAL:CA	7	1.92
(1,37)	1:A:104:ARG:N	2:B:101:VAL:CB	7	1.92
(1,37)	1:A:104:ARG:N	2:B:101:VAL:CG1	7	1.92
(1,37)	1:A:104:ARG:N	2:B:101:VAL:CG2	7	1.92
(1,37)	1:A:104:ARG:N	2:B:101:VAL:H	7	1.92
(1,37)	1:A:104:ARG:N	2:B:101:VAL:HA	7	1.92
(1,37)	1:A:104:ARG:N	2:B:101:VAL:HB	7	1.92
(1,37)	1:A:104:ARG:N	2:B:101:VAL:HG11	7	1.92
(1,37)	1:A:104:ARG:N	2:B:101:VAL:HG12	7	1.92
(1,37)	1:A:104:ARG:N	2:B:101:VAL:HG13	7	1.92
(1,37)	1:A:104:ARG:N	2:B:101:VAL:HG21	7	1.92
(1,37)	1:A:104:ARG:N	2:B:101:VAL:HG22	7	1.92
(1,37)	1:A:104:ARG:N	2:B:101:VAL:HG23	7	1.92
(1,37)	1:A:104:ARG:N	2:B:101:VAL:N	7	1.92
(1,37)	1:A:104:ARG:N	2:B:101:VAL:O	7	1.92
(1,37)	1:A:104:ARG:NE	2:B:75:ILE:C	7	1.92
(1,37)	1:A:104:ARG:NE	2:B:75:ILE:CA	7	1.92
(1,37)	1:A:104:ARG:NE	2:B:75:ILE:CB	7	1.92
(1,37)	1:A:104:ARG:NE	2:B:75:ILE:CD1	7	1.92
(1,37)	1:A:104:ARG:NE	2:B:75:ILE:CG1	7	1.92
(1,37)	1:A:104:ARG:NE	2:B:75:ILE:CG2	7	1.92
(1,37)	1:A:104:ARG:NE	2:B:75:ILE:H	7	1.92
(1,37)	1:A:104:ARG:NE	2:B:75:ILE:HA	7	1.92
(1,37)	1:A:104:ARG:NE	2:B:75:ILE:HB	7	1.92
(1,37)	1:A:104:ARG:NE	2:B:75:ILE:HD11	7	1.92
(1,37)	1:A:104:ARG:NE	2:B:75:ILE:HD12	7	1.92
(1,37)	1:A:104:ARG:NE	2:B:75:ILE:HD13	7	1.92
(1,37)	1:A:104:ARG:NE	2:B:75:ILE:HG12	7	1.92
(1,37)	1:A:104:ARG:NE	2:B:75:ILE:HG13	7	1.92
(1,37)	1:A:104:ARG:NE	2:B:75:ILE:HG21	7	1.92
(1,37)	1:A:104:ARG:NE	2:B:75:ILE:HG22	7	1.92
(1,37)	1:A:104:ARG:NE	2:B:75:ILE:HG23	7	1.92
(1,37)	1:A:104:ARG:NE	2:B:75:ILE:N	7	1.92
(1,37)	1:A:104:ARG:NE	2:B:75:ILE:O	7	1.92
(1,37)	1:A:104:ARG:NE	2:B:77:ALA:C	7	1.92
(1,37)	1:A:104:ARG:NE	2:B:77:ALA:CA	7	1.92
(1,37)	1:A:104:ARG:NE	2:B:77:ALA:CB	7	1.92
(1,37)	1:A:104:ARG:NE	2:B:77:ALA:H	7	1.92
(1,37)	1:A:104:ARG:NE	2:B:77:ALA:HA	7	1.92
(1,37)	1:A:104:ARG:NE	2:B:77:ALA:HB1	7	1.92
(1,37)	1:A:104:ARG:NE	2:B:77:ALA:HB2	7	1.92

*Continued on next page...*



*Continued from previous page...*

Key	Atom-1	Atom-2	Model ID	Violation (Å)
(1,37)	1:A:104:ARG:NE	2:B:77:ALA:HB3	7	1.92
(1,37)	1:A:104:ARG:NE	2:B:77:ALA:N	7	1.92
(1,37)	1:A:104:ARG:NE	2:B:77:ALA:O	7	1.92
(1,37)	1:A:104:ARG:NE	2:B:78:GLY:C	7	1.92
(1,37)	1:A:104:ARG:NE	2:B:78:GLY:CA	7	1.92
(1,37)	1:A:104:ARG:NE	2:B:78:GLY:H	7	1.92
(1,37)	1:A:104:ARG:NE	2:B:78:GLY:HA2	7	1.92
(1,37)	1:A:104:ARG:NE	2:B:78:GLY:HA3	7	1.92
(1,37)	1:A:104:ARG:NE	2:B:78:GLY:N	7	1.92
(1,37)	1:A:104:ARG:NE	2:B:78:GLY:O	7	1.92
(1,37)	1:A:104:ARG:NE	2:B:79:LYS:C	7	1.92
(1,37)	1:A:104:ARG:NE	2:B:79:LYS:CA	7	1.92
(1,37)	1:A:104:ARG:NE	2:B:79:LYS:CB	7	1.92
(1,37)	1:A:104:ARG:NE	2:B:79:LYS:CD	7	1.92
(1,37)	1:A:104:ARG:NE	2:B:79:LYS:CE	7	1.92
(1,37)	1:A:104:ARG:NE	2:B:79:LYS:CG	7	1.92
(1,37)	1:A:104:ARG:NE	2:B:79:LYS:H	7	1.92
(1,37)	1:A:104:ARG:NE	2:B:79:LYS:HA	7	1.92
(1,37)	1:A:104:ARG:NE	2:B:79:LYS:HB2	7	1.92
(1,37)	1:A:104:ARG:NE	2:B:79:LYS:HB3	7	1.92
(1,37)	1:A:104:ARG:NE	2:B:79:LYS:HD2	7	1.92
(1,37)	1:A:104:ARG:NE	2:B:79:LYS:HD3	7	1.92
(1,37)	1:A:104:ARG:NE	2:B:79:LYS:HE2	7	1.92
(1,37)	1:A:104:ARG:NE	2:B:79:LYS:HE3	7	1.92
(1,37)	1:A:104:ARG:NE	2:B:79:LYS:HG2	7	1.92
(1,37)	1:A:104:ARG:NE	2:B:79:LYS:HG3	7	1.92
(1,37)	1:A:104:ARG:NE	2:B:79:LYS:HZ1	7	1.92
(1,37)	1:A:104:ARG:NE	2:B:79:LYS:HZ2	7	1.92
(1,37)	1:A:104:ARG:NE	2:B:79:LYS:HZ3	7	1.92
(1,37)	1:A:104:ARG:NE	2:B:79:LYS:N	7	1.92
(1,37)	1:A:104:ARG:NE	2:B:79:LYS:NZ	7	1.92
(1,37)	1:A:104:ARG:NE	2:B:79:LYS:O	7	1.92
(1,37)	1:A:104:ARG:NE	2:B:80:ILE:C	7	1.92
(1,37)	1:A:104:ARG:NE	2:B:80:ILE:CA	7	1.92
(1,37)	1:A:104:ARG:NE	2:B:80:ILE:CB	7	1.92
(1,37)	1:A:104:ARG:NE	2:B:80:ILE:CD1	7	1.92
(1,37)	1:A:104:ARG:NE	2:B:80:ILE:CG1	7	1.92
(1,37)	1:A:104:ARG:NE	2:B:80:ILE:CG2	7	1.92
(1,37)	1:A:104:ARG:NE	2:B:80:ILE:H	7	1.92
(1,37)	1:A:104:ARG:NE	2:B:80:ILE:HA	7	1.92
(1,37)	1:A:104:ARG:NE	2:B:80:ILE:HB	7	1.92
(1,37)	1:A:104:ARG:NE	2:B:80:ILE:HD11	7	1.92

*Continued on next page...*

*Continued from previous page...*

Key	Atom-1	Atom-2	Model ID	Violation (Å)
(1,37)	1:A:104:ARG:NE	2:B:80:ILE:HD12	7	1.92
(1,37)	1:A:104:ARG:NE	2:B:80:ILE:HD13	7	1.92
(1,37)	1:A:104:ARG:NE	2:B:80:ILE:HG12	7	1.92
(1,37)	1:A:104:ARG:NE	2:B:80:ILE:HG13	7	1.92
(1,37)	1:A:104:ARG:NE	2:B:80:ILE:HG21	7	1.92
(1,37)	1:A:104:ARG:NE	2:B:80:ILE:HG22	7	1.92
(1,37)	1:A:104:ARG:NE	2:B:80:ILE:HG23	7	1.92
(1,37)	1:A:104:ARG:NE	2:B:80:ILE:N	7	1.92
(1,37)	1:A:104:ARG:NE	2:B:80:ILE:O	7	1.92
(1,37)	1:A:104:ARG:NE	2:B:84:GLN:C	7	1.92
(1,37)	1:A:104:ARG:NE	2:B:84:GLN:CA	7	1.92
(1,37)	1:A:104:ARG:NE	2:B:84:GLN:CB	7	1.92
(1,37)	1:A:104:ARG:NE	2:B:84:GLN:CD	7	1.92
(1,37)	1:A:104:ARG:NE	2:B:84:GLN:CG	7	1.92
(1,37)	1:A:104:ARG:NE	2:B:84:GLN:H	7	1.92
(1,37)	1:A:104:ARG:NE	2:B:84:GLN:HA	7	1.92
(1,37)	1:A:104:ARG:NE	2:B:84:GLN:HB2	7	1.92
(1,37)	1:A:104:ARG:NE	2:B:84:GLN:HB3	7	1.92
(1,37)	1:A:104:ARG:NE	2:B:84:GLN:HE21	7	1.92
(1,37)	1:A:104:ARG:NE	2:B:84:GLN:HE22	7	1.92
(1,37)	1:A:104:ARG:NE	2:B:84:GLN:HG2	7	1.92
(1,37)	1:A:104:ARG:NE	2:B:84:GLN:HG3	7	1.92
(1,37)	1:A:104:ARG:NE	2:B:84:GLN:N	7	1.92
(1,37)	1:A:104:ARG:NE	2:B:84:GLN:NE2	7	1.92
(1,37)	1:A:104:ARG:NE	2:B:84:GLN:O	7	1.92
(1,37)	1:A:104:ARG:NE	2:B:84:GLN:OE1	7	1.92
(1,37)	1:A:104:ARG:NE	2:B:97:THR:C	7	1.92
(1,37)	1:A:104:ARG:NE	2:B:97:THR:CA	7	1.92
(1,37)	1:A:104:ARG:NE	2:B:97:THR:CB	7	1.92
(1,37)	1:A:104:ARG:NE	2:B:97:THR:CG2	7	1.92
(1,37)	1:A:104:ARG:NE	2:B:97:THR:H	7	1.92
(1,37)	1:A:104:ARG:NE	2:B:97:THR:HA	7	1.92
(1,37)	1:A:104:ARG:NE	2:B:97:THR:HB	7	1.92
(1,37)	1:A:104:ARG:NE	2:B:97:THR:HG1	7	1.92
(1,37)	1:A:104:ARG:NE	2:B:97:THR:HG21	7	1.92
(1,37)	1:A:104:ARG:NE	2:B:97:THR:HG22	7	1.92
(1,37)	1:A:104:ARG:NE	2:B:97:THR:HG23	7	1.92
(1,37)	1:A:104:ARG:NE	2:B:97:THR:N	7	1.92
(1,37)	1:A:104:ARG:NE	2:B:97:THR:O	7	1.92
(1,37)	1:A:104:ARG:NE	2:B:97:THR:OG1	7	1.92
(1,37)	1:A:104:ARG:NE	2:B:99:HIS:C	7	1.92
(1,37)	1:A:104:ARG:NE	2:B:99:HIS:CA	7	1.92

*Continued on next page...*

*Continued from previous page...*

Key	Atom-1	Atom-2	Model ID	Violation (Å)
(1,37)	1:A:104:ARG:NE	2:B:99:HIS:CB	7	1.92
(1,37)	1:A:104:ARG:NE	2:B:99:HIS:CD2	7	1.92
(1,37)	1:A:104:ARG:NE	2:B:99:HIS:CE1	7	1.92
(1,37)	1:A:104:ARG:NE	2:B:99:HIS:CG	7	1.92
(1,37)	1:A:104:ARG:NE	2:B:99:HIS:H	7	1.92
(1,37)	1:A:104:ARG:NE	2:B:99:HIS:HA	7	1.92
(1,37)	1:A:104:ARG:NE	2:B:99:HIS:HB2	7	1.92
(1,37)	1:A:104:ARG:NE	2:B:99:HIS:HB3	7	1.92
(1,37)	1:A:104:ARG:NE	2:B:99:HIS:HD1	7	1.92
(1,37)	1:A:104:ARG:NE	2:B:99:HIS:HD2	7	1.92
(1,37)	1:A:104:ARG:NE	2:B:99:HIS:HE1	7	1.92
(1,37)	1:A:104:ARG:NE	2:B:99:HIS:HE2	7	1.92
(1,37)	1:A:104:ARG:NE	2:B:99:HIS:N	7	1.92
(1,37)	1:A:104:ARG:NE	2:B:99:HIS:ND1	7	1.92
(1,37)	1:A:104:ARG:NE	2:B:99:HIS:NE2	7	1.92
(1,37)	1:A:104:ARG:NE	2:B:99:HIS:O	7	1.92
(1,37)	1:A:104:ARG:NE	2:B:101:VAL:C	7	1.92
(1,37)	1:A:104:ARG:NE	2:B:101:VAL:CA	7	1.92
(1,37)	1:A:104:ARG:NE	2:B:101:VAL:CB	7	1.92
(1,37)	1:A:104:ARG:NE	2:B:101:VAL:CG1	7	1.92
(1,37)	1:A:104:ARG:NE	2:B:101:VAL:CG2	7	1.92
(1,37)	1:A:104:ARG:NE	2:B:101:VAL:H	7	1.92
(1,37)	1:A:104:ARG:NE	2:B:101:VAL:HA	7	1.92
(1,37)	1:A:104:ARG:NE	2:B:101:VAL:HB	7	1.92
(1,37)	1:A:104:ARG:NE	2:B:101:VAL:HG11	7	1.92
(1,37)	1:A:104:ARG:NE	2:B:101:VAL:HG12	7	1.92
(1,37)	1:A:104:ARG:NE	2:B:101:VAL:HG13	7	1.92
(1,37)	1:A:104:ARG:NE	2:B:101:VAL:HG21	7	1.92
(1,37)	1:A:104:ARG:NE	2:B:101:VAL:HG22	7	1.92
(1,37)	1:A:104:ARG:NE	2:B:101:VAL:HG23	7	1.92
(1,37)	1:A:104:ARG:NE	2:B:101:VAL:N	7	1.92
(1,37)	1:A:104:ARG:NE	2:B:101:VAL:O	7	1.92
(1,37)	1:A:104:ARG:NH1	2:B:75:ILE:C	7	1.92
(1,37)	1:A:104:ARG:NH1	2:B:75:ILE:CA	7	1.92
(1,37)	1:A:104:ARG:NH1	2:B:75:ILE:CB	7	1.92
(1,37)	1:A:104:ARG:NH1	2:B:75:ILE:CD1	7	1.92
(1,37)	1:A:104:ARG:NH1	2:B:75:ILE:CG1	7	1.92
(1,37)	1:A:104:ARG:NH1	2:B:75:ILE:CG2	7	1.92
(1,37)	1:A:104:ARG:NH1	2:B:75:ILE:H	7	1.92
(1,37)	1:A:104:ARG:NH1	2:B:75:ILE:HA	7	1.92
(1,37)	1:A:104:ARG:NH1	2:B:75:ILE:HB	7	1.92
(1,37)	1:A:104:ARG:NH1	2:B:75:ILE:HD11	7	1.92

*Continued on next page...*

*Continued from previous page...*

Key	Atom-1	Atom-2	Model ID	Violation (Å)
(1,37)	1:A:104:ARG:NH1	2:B:75:ILE:HD12	7	1.92
(1,37)	1:A:104:ARG:NH1	2:B:75:ILE:HD13	7	1.92
(1,37)	1:A:104:ARG:NH1	2:B:75:ILE:HG12	7	1.92
(1,37)	1:A:104:ARG:NH1	2:B:75:ILE:HG13	7	1.92
(1,37)	1:A:104:ARG:NH1	2:B:75:ILE:HG21	7	1.92
(1,37)	1:A:104:ARG:NH1	2:B:75:ILE:HG22	7	1.92
(1,37)	1:A:104:ARG:NH1	2:B:75:ILE:HG23	7	1.92
(1,37)	1:A:104:ARG:NH1	2:B:75:ILE:N	7	1.92
(1,37)	1:A:104:ARG:NH1	2:B:75:ILE:O	7	1.92
(1,37)	1:A:104:ARG:NH1	2:B:77:ALA:C	7	1.92
(1,37)	1:A:104:ARG:NH1	2:B:77:ALA:CA	7	1.92
(1,37)	1:A:104:ARG:NH1	2:B:77:ALA:CB	7	1.92
(1,37)	1:A:104:ARG:NH1	2:B:77:ALA:H	7	1.92
(1,37)	1:A:104:ARG:NH1	2:B:77:ALA:HA	7	1.92
(1,37)	1:A:104:ARG:NH1	2:B:77:ALA:HB1	7	1.92
(1,37)	1:A:104:ARG:NH1	2:B:77:ALA:HB2	7	1.92
(1,37)	1:A:104:ARG:NH1	2:B:77:ALA:HB3	7	1.92
(1,37)	1:A:104:ARG:NH1	2:B:77:ALA:N	7	1.92
(1,37)	1:A:104:ARG:NH1	2:B:77:ALA:O	7	1.92
(1,37)	1:A:104:ARG:NH1	2:B:78:GLY:C	7	1.92
(1,37)	1:A:104:ARG:NH1	2:B:78:GLY:CA	7	1.92
(1,37)	1:A:104:ARG:NH1	2:B:78:GLY:H	7	1.92
(1,37)	1:A:104:ARG:NH1	2:B:78:GLY:HA2	7	1.92
(1,37)	1:A:104:ARG:NH1	2:B:78:GLY:HA3	7	1.92
(1,37)	1:A:104:ARG:NH1	2:B:78:GLY:N	7	1.92
(1,37)	1:A:104:ARG:NH1	2:B:78:GLY:O	7	1.92
(1,37)	1:A:104:ARG:NH1	2:B:79:LYS:C	7	1.92
(1,37)	1:A:104:ARG:NH1	2:B:79:LYS:CA	7	1.92
(1,37)	1:A:104:ARG:NH1	2:B:79:LYS:CB	7	1.92
(1,37)	1:A:104:ARG:NH1	2:B:79:LYS:CD	7	1.92
(1,37)	1:A:104:ARG:NH1	2:B:79:LYS:CE	7	1.92
(1,37)	1:A:104:ARG:NH1	2:B:79:LYS:CG	7	1.92
(1,37)	1:A:104:ARG:NH1	2:B:79:LYS:H	7	1.92
(1,37)	1:A:104:ARG:NH1	2:B:79:LYS:HA	7	1.92
(1,37)	1:A:104:ARG:NH1	2:B:79:LYS:HB2	7	1.92
(1,37)	1:A:104:ARG:NH1	2:B:79:LYS:HB3	7	1.92
(1,37)	1:A:104:ARG:NH1	2:B:79:LYS:HD2	7	1.92
(1,37)	1:A:104:ARG:NH1	2:B:79:LYS:HD3	7	1.92
(1,37)	1:A:104:ARG:NH1	2:B:79:LYS:HE2	7	1.92
(1,37)	1:A:104:ARG:NH1	2:B:79:LYS:HE3	7	1.92
(1,37)	1:A:104:ARG:NH1	2:B:79:LYS:HG2	7	1.92
(1,37)	1:A:104:ARG:NH1	2:B:79:LYS:HG3	7	1.92

*Continued on next page...*

*Continued from previous page...*

Key	Atom-1	Atom-2	Model ID	Violation (Å)
(1,37)	1:A:104:ARG:NH1	2:B:79:LYS:HZ1	7	1.92
(1,37)	1:A:104:ARG:NH1	2:B:79:LYS:HZ2	7	1.92
(1,37)	1:A:104:ARG:NH1	2:B:79:LYS:HZ3	7	1.92
(1,37)	1:A:104:ARG:NH1	2:B:79:LYS:N	7	1.92
(1,37)	1:A:104:ARG:NH1	2:B:79:LYS:NZ	7	1.92
(1,37)	1:A:104:ARG:NH1	2:B:79:LYS:O	7	1.92
(1,37)	1:A:104:ARG:NH1	2:B:80:ILE:C	7	1.92
(1,37)	1:A:104:ARG:NH1	2:B:80:ILE:CA	7	1.92
(1,37)	1:A:104:ARG:NH1	2:B:80:ILE:CB	7	1.92
(1,37)	1:A:104:ARG:NH1	2:B:80:ILE:CD1	7	1.92
(1,37)	1:A:104:ARG:NH1	2:B:80:ILE:CG1	7	1.92
(1,37)	1:A:104:ARG:NH1	2:B:80:ILE:CG2	7	1.92
(1,37)	1:A:104:ARG:NH1	2:B:80:ILE:H	7	1.92
(1,37)	1:A:104:ARG:NH1	2:B:80:ILE:HA	7	1.92
(1,37)	1:A:104:ARG:NH1	2:B:80:ILE:HB	7	1.92
(1,37)	1:A:104:ARG:NH1	2:B:80:ILE:HD11	7	1.92
(1,37)	1:A:104:ARG:NH1	2:B:80:ILE:HD12	7	1.92
(1,37)	1:A:104:ARG:NH1	2:B:80:ILE:HD13	7	1.92
(1,37)	1:A:104:ARG:NH1	2:B:80:ILE:HG12	7	1.92
(1,37)	1:A:104:ARG:NH1	2:B:80:ILE:HG13	7	1.92
(1,37)	1:A:104:ARG:NH1	2:B:80:ILE:HG21	7	1.92
(1,37)	1:A:104:ARG:NH1	2:B:80:ILE:HG22	7	1.92
(1,37)	1:A:104:ARG:NH1	2:B:80:ILE:HG23	7	1.92
(1,37)	1:A:104:ARG:NH1	2:B:80:ILE:N	7	1.92
(1,37)	1:A:104:ARG:NH1	2:B:80:ILE:O	7	1.92
(1,37)	1:A:104:ARG:NH1	2:B:84:GLN:C	7	1.92
(1,37)	1:A:104:ARG:NH1	2:B:84:GLN:CA	7	1.92
(1,37)	1:A:104:ARG:NH1	2:B:84:GLN:CB	7	1.92
(1,37)	1:A:104:ARG:NH1	2:B:84:GLN:CD	7	1.92
(1,37)	1:A:104:ARG:NH1	2:B:84:GLN:CG	7	1.92
(1,37)	1:A:104:ARG:NH1	2:B:84:GLN:H	7	1.92
(1,37)	1:A:104:ARG:NH1	2:B:84:GLN:HA	7	1.92
(1,37)	1:A:104:ARG:NH1	2:B:84:GLN:HB2	7	1.92
(1,37)	1:A:104:ARG:NH1	2:B:84:GLN:HB3	7	1.92
(1,37)	1:A:104:ARG:NH1	2:B:84:GLN:HE21	7	1.92
(1,37)	1:A:104:ARG:NH1	2:B:84:GLN:HE22	7	1.92
(1,37)	1:A:104:ARG:NH1	2:B:84:GLN:HG2	7	1.92
(1,37)	1:A:104:ARG:NH1	2:B:84:GLN:HG3	7	1.92
(1,37)	1:A:104:ARG:NH1	2:B:84:GLN:N	7	1.92
(1,37)	1:A:104:ARG:NH1	2:B:84:GLN:NE2	7	1.92
(1,37)	1:A:104:ARG:NH1	2:B:84:GLN:O	7	1.92
(1,37)	1:A:104:ARG:NH1	2:B:84:GLN:OE1	7	1.92

*Continued on next page...*

*Continued from previous page...*

Key	Atom-1	Atom-2	Model ID	Violation (Å)
(1,37)	1:A:104:ARG:NH1	2:B:97:THR:C	7	1.92
(1,37)	1:A:104:ARG:NH1	2:B:97:THR:CA	7	1.92
(1,37)	1:A:104:ARG:NH1	2:B:97:THR:CB	7	1.92
(1,37)	1:A:104:ARG:NH1	2:B:97:THR:CG2	7	1.92
(1,37)	1:A:104:ARG:NH1	2:B:97:THR:H	7	1.92
(1,37)	1:A:104:ARG:NH1	2:B:97:THR:HA	7	1.92
(1,37)	1:A:104:ARG:NH1	2:B:97:THR:HB	7	1.92
(1,37)	1:A:104:ARG:NH1	2:B:97:THR:HG1	7	1.92
(1,37)	1:A:104:ARG:NH1	2:B:97:THR:HG21	7	1.92
(1,37)	1:A:104:ARG:NH1	2:B:97:THR:HG22	7	1.92
(1,37)	1:A:104:ARG:NH1	2:B:97:THR:HG23	7	1.92
(1,37)	1:A:104:ARG:NH1	2:B:97:THR:N	7	1.92
(1,37)	1:A:104:ARG:NH1	2:B:97:THR:O	7	1.92
(1,37)	1:A:104:ARG:NH1	2:B:97:THR:OG1	7	1.92
(1,37)	1:A:104:ARG:NH1	2:B:99:HIS:C	7	1.92
(1,37)	1:A:104:ARG:NH1	2:B:99:HIS:CA	7	1.92
(1,37)	1:A:104:ARG:NH1	2:B:99:HIS:CB	7	1.92
(1,37)	1:A:104:ARG:NH1	2:B:99:HIS:CD2	7	1.92
(1,37)	1:A:104:ARG:NH1	2:B:99:HIS:CE1	7	1.92
(1,37)	1:A:104:ARG:NH1	2:B:99:HIS:CG	7	1.92
(1,37)	1:A:104:ARG:NH1	2:B:99:HIS:H	7	1.92
(1,37)	1:A:104:ARG:NH1	2:B:99:HIS:HA	7	1.92
(1,37)	1:A:104:ARG:NH1	2:B:99:HIS:HB2	7	1.92
(1,37)	1:A:104:ARG:NH1	2:B:99:HIS:HB3	7	1.92
(1,37)	1:A:104:ARG:NH1	2:B:99:HIS:HD1	7	1.92
(1,37)	1:A:104:ARG:NH1	2:B:99:HIS:HD2	7	1.92
(1,37)	1:A:104:ARG:NH1	2:B:99:HIS:HE1	7	1.92
(1,37)	1:A:104:ARG:NH1	2:B:99:HIS:HE2	7	1.92
(1,37)	1:A:104:ARG:NH1	2:B:99:HIS:N	7	1.92
(1,37)	1:A:104:ARG:NH1	2:B:99:HIS:ND1	7	1.92
(1,37)	1:A:104:ARG:NH1	2:B:99:HIS:NE2	7	1.92
(1,37)	1:A:104:ARG:NH1	2:B:99:HIS:O	7	1.92
(1,37)	1:A:104:ARG:NH1	2:B:101:VAL:C	7	1.92
(1,37)	1:A:104:ARG:NH1	2:B:101:VAL:CA	7	1.92
(1,37)	1:A:104:ARG:NH1	2:B:101:VAL:CB	7	1.92
(1,37)	1:A:104:ARG:NH1	2:B:101:VAL:CG1	7	1.92
(1,37)	1:A:104:ARG:NH1	2:B:101:VAL:CG2	7	1.92
(1,37)	1:A:104:ARG:NH1	2:B:101:VAL:H	7	1.92
(1,37)	1:A:104:ARG:NH1	2:B:101:VAL:HA	7	1.92
(1,37)	1:A:104:ARG:NH1	2:B:101:VAL:HB	7	1.92
(1,37)	1:A:104:ARG:NH1	2:B:101:VAL:HG11	7	1.92
(1,37)	1:A:104:ARG:NH1	2:B:101:VAL:HG12	7	1.92

*Continued on next page...*

*Continued from previous page...*

Key	Atom-1	Atom-2	Model ID	Violation (Å)
(1,37)	1:A:104:ARG:NH1	2:B:101:VAL:HG13	7	1.92
(1,37)	1:A:104:ARG:NH1	2:B:101:VAL:HG21	7	1.92
(1,37)	1:A:104:ARG:NH1	2:B:101:VAL:HG22	7	1.92
(1,37)	1:A:104:ARG:NH1	2:B:101:VAL:HG23	7	1.92
(1,37)	1:A:104:ARG:NH1	2:B:101:VAL:N	7	1.92
(1,37)	1:A:104:ARG:NH1	2:B:101:VAL:O	7	1.92
(1,37)	1:A:104:ARG:NH2	2:B:75:ILE:C	7	1.92
(1,37)	1:A:104:ARG:NH2	2:B:75:ILE:CA	7	1.92
(1,37)	1:A:104:ARG:NH2	2:B:75:ILE:CB	7	1.92
(1,37)	1:A:104:ARG:NH2	2:B:75:ILE:CD1	7	1.92
(1,37)	1:A:104:ARG:NH2	2:B:75:ILE:CG1	7	1.92
(1,37)	1:A:104:ARG:NH2	2:B:75:ILE:CG2	7	1.92
(1,37)	1:A:104:ARG:NH2	2:B:75:ILE:H	7	1.92
(1,37)	1:A:104:ARG:NH2	2:B:75:ILE:HA	7	1.92
(1,37)	1:A:104:ARG:NH2	2:B:75:ILE:HB	7	1.92
(1,37)	1:A:104:ARG:NH2	2:B:75:ILE:HD11	7	1.92
(1,37)	1:A:104:ARG:NH2	2:B:75:ILE:HD12	7	1.92
(1,37)	1:A:104:ARG:NH2	2:B:75:ILE:HD13	7	1.92
(1,37)	1:A:104:ARG:NH2	2:B:75:ILE:HG12	7	1.92
(1,37)	1:A:104:ARG:NH2	2:B:75:ILE:HG13	7	1.92
(1,37)	1:A:104:ARG:NH2	2:B:75:ILE:HG21	7	1.92
(1,37)	1:A:104:ARG:NH2	2:B:75:ILE:HG22	7	1.92
(1,37)	1:A:104:ARG:NH2	2:B:75:ILE:HG23	7	1.92
(1,37)	1:A:104:ARG:NH2	2:B:75:ILE:N	7	1.92
(1,37)	1:A:104:ARG:NH2	2:B:75:ILE:O	7	1.92
(1,37)	1:A:104:ARG:NH2	2:B:77:ALA:C	7	1.92
(1,37)	1:A:104:ARG:NH2	2:B:77:ALA:CA	7	1.92
(1,37)	1:A:104:ARG:NH2	2:B:77:ALA:CB	7	1.92
(1,37)	1:A:104:ARG:NH2	2:B:77:ALA:H	7	1.92
(1,37)	1:A:104:ARG:NH2	2:B:77:ALA:HA	7	1.92
(1,37)	1:A:104:ARG:NH2	2:B:77:ALA:HB1	7	1.92
(1,37)	1:A:104:ARG:NH2	2:B:77:ALA:HB2	7	1.92
(1,37)	1:A:104:ARG:NH2	2:B:77:ALA:HB3	7	1.92
(1,37)	1:A:104:ARG:NH2	2:B:77:ALA:N	7	1.92
(1,37)	1:A:104:ARG:NH2	2:B:77:ALA:O	7	1.92
(1,37)	1:A:104:ARG:NH2	2:B:78:GLY:C	7	1.92
(1,37)	1:A:104:ARG:NH2	2:B:78:GLY:CA	7	1.92
(1,37)	1:A:104:ARG:NH2	2:B:78:GLY:H	7	1.92
(1,37)	1:A:104:ARG:NH2	2:B:78:GLY:HA2	7	1.92
(1,37)	1:A:104:ARG:NH2	2:B:78:GLY:HA3	7	1.92
(1,37)	1:A:104:ARG:NH2	2:B:78:GLY:N	7	1.92
(1,37)	1:A:104:ARG:NH2	2:B:78:GLY:O	7	1.92

*Continued on next page...*

*Continued from previous page...*

Key	Atom-1	Atom-2	Model ID	Violation (Å)
(1,37)	1:A:104:ARG:NH2	2:B:79:LYS:C	7	1.92
(1,37)	1:A:104:ARG:NH2	2:B:79:LYS:CA	7	1.92
(1,37)	1:A:104:ARG:NH2	2:B:79:LYS:CB	7	1.92
(1,37)	1:A:104:ARG:NH2	2:B:79:LYS:CD	7	1.92
(1,37)	1:A:104:ARG:NH2	2:B:79:LYS:CE	7	1.92
(1,37)	1:A:104:ARG:NH2	2:B:79:LYS:CG	7	1.92
(1,37)	1:A:104:ARG:NH2	2:B:79:LYS:H	7	1.92
(1,37)	1:A:104:ARG:NH2	2:B:79:LYS:HA	7	1.92
(1,37)	1:A:104:ARG:NH2	2:B:79:LYS:HB2	7	1.92
(1,37)	1:A:104:ARG:NH2	2:B:79:LYS:HB3	7	1.92
(1,37)	1:A:104:ARG:NH2	2:B:79:LYS:HD2	7	1.92
(1,37)	1:A:104:ARG:NH2	2:B:79:LYS:HD3	7	1.92
(1,37)	1:A:104:ARG:NH2	2:B:79:LYS:HE2	7	1.92
(1,37)	1:A:104:ARG:NH2	2:B:79:LYS:HE3	7	1.92
(1,37)	1:A:104:ARG:NH2	2:B:79:LYS:HG2	7	1.92
(1,37)	1:A:104:ARG:NH2	2:B:79:LYS:HG3	7	1.92
(1,37)	1:A:104:ARG:NH2	2:B:79:LYS:HZ1	7	1.92
(1,37)	1:A:104:ARG:NH2	2:B:79:LYS:HZ2	7	1.92
(1,37)	1:A:104:ARG:NH2	2:B:79:LYS:HZ3	7	1.92
(1,37)	1:A:104:ARG:NH2	2:B:79:LYS:N	7	1.92
(1,37)	1:A:104:ARG:NH2	2:B:79:LYS:NZ	7	1.92
(1,37)	1:A:104:ARG:NH2	2:B:79:LYS:O	7	1.92
(1,37)	1:A:104:ARG:NH2	2:B:80:ILE:C	7	1.92
(1,37)	1:A:104:ARG:NH2	2:B:80:ILE:CA	7	1.92
(1,37)	1:A:104:ARG:NH2	2:B:80:ILE:CB	7	1.92
(1,37)	1:A:104:ARG:NH2	2:B:80:ILE:CD1	7	1.92
(1,37)	1:A:104:ARG:NH2	2:B:80:ILE:CG1	7	1.92
(1,37)	1:A:104:ARG:NH2	2:B:80:ILE:CG2	7	1.92
(1,37)	1:A:104:ARG:NH2	2:B:80:ILE:H	7	1.92
(1,37)	1:A:104:ARG:NH2	2:B:80:ILE:HA	7	1.92
(1,37)	1:A:104:ARG:NH2	2:B:80:ILE:HB	7	1.92
(1,37)	1:A:104:ARG:NH2	2:B:80:ILE:HD11	7	1.92
(1,37)	1:A:104:ARG:NH2	2:B:80:ILE:HD12	7	1.92
(1,37)	1:A:104:ARG:NH2	2:B:80:ILE:HD13	7	1.92
(1,37)	1:A:104:ARG:NH2	2:B:80:ILE:HG12	7	1.92
(1,37)	1:A:104:ARG:NH2	2:B:80:ILE:HG13	7	1.92
(1,37)	1:A:104:ARG:NH2	2:B:80:ILE:HG21	7	1.92
(1,37)	1:A:104:ARG:NH2	2:B:80:ILE:HG22	7	1.92
(1,37)	1:A:104:ARG:NH2	2:B:80:ILE:HG23	7	1.92
(1,37)	1:A:104:ARG:NH2	2:B:80:ILE:N	7	1.92
(1,37)	1:A:104:ARG:NH2	2:B:80:ILE:O	7	1.92
(1,37)	1:A:104:ARG:NH2	2:B:84:GLN:C	7	1.92

*Continued on next page...*



*Continued from previous page...*

Key	Atom-1	Atom-2	Model ID	Violation (Å)
(1,37)	1:A:104:ARG:NH2	2:B:84:GLN:CA	7	1.92
(1,37)	1:A:104:ARG:NH2	2:B:84:GLN:CB	7	1.92
(1,37)	1:A:104:ARG:NH2	2:B:84:GLN:CD	7	1.92
(1,37)	1:A:104:ARG:NH2	2:B:84:GLN:CG	7	1.92
(1,37)	1:A:104:ARG:NH2	2:B:84:GLN:H	7	1.92
(1,37)	1:A:104:ARG:NH2	2:B:84:GLN:HA	7	1.92
(1,37)	1:A:104:ARG:NH2	2:B:84:GLN:HB2	7	1.92
(1,37)	1:A:104:ARG:NH2	2:B:84:GLN:HB3	7	1.92
(1,37)	1:A:104:ARG:NH2	2:B:84:GLN:HE21	7	1.92
(1,37)	1:A:104:ARG:NH2	2:B:84:GLN:HE22	7	1.92
(1,37)	1:A:104:ARG:NH2	2:B:84:GLN:HG2	7	1.92
(1,37)	1:A:104:ARG:NH2	2:B:84:GLN:HG3	7	1.92
(1,37)	1:A:104:ARG:NH2	2:B:84:GLN:N	7	1.92
(1,37)	1:A:104:ARG:NH2	2:B:84:GLN:NE2	7	1.92
(1,37)	1:A:104:ARG:NH2	2:B:84:GLN:O	7	1.92
(1,37)	1:A:104:ARG:NH2	2:B:84:GLN:OE1	7	1.92
(1,37)	1:A:104:ARG:NH2	2:B:97:THR:C	7	1.92
(1,37)	1:A:104:ARG:NH2	2:B:97:THR:CA	7	1.92
(1,37)	1:A:104:ARG:NH2	2:B:97:THR:CB	7	1.92
(1,37)	1:A:104:ARG:NH2	2:B:97:THR:CG2	7	1.92
(1,37)	1:A:104:ARG:NH2	2:B:97:THR:H	7	1.92
(1,37)	1:A:104:ARG:NH2	2:B:97:THR:HA	7	1.92
(1,37)	1:A:104:ARG:NH2	2:B:97:THR:HB	7	1.92
(1,37)	1:A:104:ARG:NH2	2:B:97:THR:HG1	7	1.92
(1,37)	1:A:104:ARG:NH2	2:B:97:THR:HG21	7	1.92
(1,37)	1:A:104:ARG:NH2	2:B:97:THR:HG22	7	1.92
(1,37)	1:A:104:ARG:NH2	2:B:97:THR:HG23	7	1.92
(1,37)	1:A:104:ARG:NH2	2:B:97:THR:N	7	1.92
(1,37)	1:A:104:ARG:NH2	2:B:97:THR:O	7	1.92
(1,37)	1:A:104:ARG:NH2	2:B:97:THR:OG1	7	1.92
(1,37)	1:A:104:ARG:NH2	2:B:99:HIS:C	7	1.92
(1,37)	1:A:104:ARG:NH2	2:B:99:HIS:CA	7	1.92
(1,37)	1:A:104:ARG:NH2	2:B:99:HIS:CB	7	1.92
(1,37)	1:A:104:ARG:NH2	2:B:99:HIS:CD2	7	1.92
(1,37)	1:A:104:ARG:NH2	2:B:99:HIS:CE1	7	1.92
(1,37)	1:A:104:ARG:NH2	2:B:99:HIS:CG	7	1.92
(1,37)	1:A:104:ARG:NH2	2:B:99:HIS:H	7	1.92
(1,37)	1:A:104:ARG:NH2	2:B:99:HIS:HA	7	1.92
(1,37)	1:A:104:ARG:NH2	2:B:99:HIS:HB2	7	1.92
(1,37)	1:A:104:ARG:NH2	2:B:99:HIS:HB3	7	1.92
(1,37)	1:A:104:ARG:NH2	2:B:99:HIS:HD1	7	1.92
(1,37)	1:A:104:ARG:NH2	2:B:99:HIS:HD2	7	1.92

*Continued on next page...*

*Continued from previous page...*

Key	Atom-1	Atom-2	Model ID	Violation (Å)
(1,37)	1:A:104:ARG:NH2	2:B:99:HIS:HE1	7	1.92
(1,37)	1:A:104:ARG:NH2	2:B:99:HIS:HE2	7	1.92
(1,37)	1:A:104:ARG:NH2	2:B:99:HIS:N	7	1.92
(1,37)	1:A:104:ARG:NH2	2:B:99:HIS:ND1	7	1.92
(1,37)	1:A:104:ARG:NH2	2:B:99:HIS:NE2	7	1.92
(1,37)	1:A:104:ARG:NH2	2:B:99:HIS:O	7	1.92
(1,37)	1:A:104:ARG:NH2	2:B:101:VAL:C	7	1.92
(1,37)	1:A:104:ARG:NH2	2:B:101:VAL:CA	7	1.92
(1,37)	1:A:104:ARG:NH2	2:B:101:VAL:CB	7	1.92
(1,37)	1:A:104:ARG:NH2	2:B:101:VAL:CG1	7	1.92
(1,37)	1:A:104:ARG:NH2	2:B:101:VAL:CG2	7	1.92
(1,37)	1:A:104:ARG:NH2	2:B:101:VAL:H	7	1.92
(1,37)	1:A:104:ARG:NH2	2:B:101:VAL:HA	7	1.92
(1,37)	1:A:104:ARG:NH2	2:B:101:VAL:HB	7	1.92
(1,37)	1:A:104:ARG:NH2	2:B:101:VAL:HG11	7	1.92
(1,37)	1:A:104:ARG:NH2	2:B:101:VAL:HG12	7	1.92
(1,37)	1:A:104:ARG:NH2	2:B:101:VAL:HG13	7	1.92
(1,37)	1:A:104:ARG:NH2	2:B:101:VAL:HG21	7	1.92
(1,37)	1:A:104:ARG:NH2	2:B:101:VAL:HG22	7	1.92
(1,37)	1:A:104:ARG:NH2	2:B:101:VAL:HG23	7	1.92
(1,37)	1:A:104:ARG:NH2	2:B:101:VAL:N	7	1.92
(1,37)	1:A:104:ARG:NH2	2:B:101:VAL:O	7	1.92
(1,37)	1:A:104:ARG:O	2:B:75:ILE:C	7	1.92
(1,37)	1:A:104:ARG:O	2:B:75:ILE:CA	7	1.92
(1,37)	1:A:104:ARG:O	2:B:75:ILE:CB	7	1.92
(1,37)	1:A:104:ARG:O	2:B:75:ILE:CD1	7	1.92
(1,37)	1:A:104:ARG:O	2:B:75:ILE:CG1	7	1.92
(1,37)	1:A:104:ARG:O	2:B:75:ILE:CG2	7	1.92
(1,37)	1:A:104:ARG:O	2:B:75:ILE:H	7	1.92
(1,37)	1:A:104:ARG:O	2:B:75:ILE:HA	7	1.92
(1,37)	1:A:104:ARG:O	2:B:75:ILE:HB	7	1.92
(1,37)	1:A:104:ARG:O	2:B:75:ILE:HD11	7	1.92
(1,37)	1:A:104:ARG:O	2:B:75:ILE:HD12	7	1.92
(1,37)	1:A:104:ARG:O	2:B:75:ILE:HD13	7	1.92
(1,37)	1:A:104:ARG:O	2:B:75:ILE:HG12	7	1.92
(1,37)	1:A:104:ARG:O	2:B:75:ILE:HG13	7	1.92
(1,37)	1:A:104:ARG:O	2:B:75:ILE:HG21	7	1.92
(1,37)	1:A:104:ARG:O	2:B:75:ILE:HG22	7	1.92
(1,37)	1:A:104:ARG:O	2:B:75:ILE:HG23	7	1.92
(1,37)	1:A:104:ARG:O	2:B:75:ILE:N	7	1.92
(1,37)	1:A:104:ARG:O	2:B:75:ILE:O	7	1.92
(1,37)	1:A:104:ARG:O	2:B:77:ALA:C	7	1.92

*Continued on next page...*

*Continued from previous page...*

Key	Atom-1	Atom-2	Model ID	Violation (Å)
(1,37)	1:A:104:ARG:O	2:B:77:ALA:CA	7	1.92
(1,37)	1:A:104:ARG:O	2:B:77:ALA:CB	7	1.92
(1,37)	1:A:104:ARG:O	2:B:77:ALA:H	7	1.92
(1,37)	1:A:104:ARG:O	2:B:77:ALA:HA	7	1.92
(1,37)	1:A:104:ARG:O	2:B:77:ALA:HB1	7	1.92
(1,37)	1:A:104:ARG:O	2:B:77:ALA:HB2	7	1.92
(1,37)	1:A:104:ARG:O	2:B:77:ALA:HB3	7	1.92
(1,37)	1:A:104:ARG:O	2:B:77:ALA:N	7	1.92
(1,37)	1:A:104:ARG:O	2:B:77:ALA:O	7	1.92
(1,37)	1:A:104:ARG:O	2:B:78:GLY:C	7	1.92
(1,37)	1:A:104:ARG:O	2:B:78:GLY:CA	7	1.92
(1,37)	1:A:104:ARG:O	2:B:78:GLY:H	7	1.92
(1,37)	1:A:104:ARG:O	2:B:78:GLY:HA2	7	1.92
(1,37)	1:A:104:ARG:O	2:B:78:GLY:HA3	7	1.92
(1,37)	1:A:104:ARG:O	2:B:78:GLY:N	7	1.92
(1,37)	1:A:104:ARG:O	2:B:78:GLY:O	7	1.92
(1,37)	1:A:104:ARG:O	2:B:79:LYS:C	7	1.92
(1,37)	1:A:104:ARG:O	2:B:79:LYS:CA	7	1.92
(1,37)	1:A:104:ARG:O	2:B:79:LYS:CB	7	1.92
(1,37)	1:A:104:ARG:O	2:B:79:LYS:CD	7	1.92
(1,37)	1:A:104:ARG:O	2:B:79:LYS:CE	7	1.92
(1,37)	1:A:104:ARG:O	2:B:79:LYS:CG	7	1.92
(1,37)	1:A:104:ARG:O	2:B:79:LYS:H	7	1.92
(1,37)	1:A:104:ARG:O	2:B:79:LYS:HA	7	1.92
(1,37)	1:A:104:ARG:O	2:B:79:LYS:HB2	7	1.92
(1,37)	1:A:104:ARG:O	2:B:79:LYS:HB3	7	1.92
(1,37)	1:A:104:ARG:O	2:B:79:LYS:HD2	7	1.92
(1,37)	1:A:104:ARG:O	2:B:79:LYS:HD3	7	1.92
(1,37)	1:A:104:ARG:O	2:B:79:LYS:HE2	7	1.92
(1,37)	1:A:104:ARG:O	2:B:79:LYS:HE3	7	1.92
(1,37)	1:A:104:ARG:O	2:B:79:LYS:HG2	7	1.92
(1,37)	1:A:104:ARG:O	2:B:79:LYS:HG3	7	1.92
(1,37)	1:A:104:ARG:O	2:B:79:LYS:HZ1	7	1.92
(1,37)	1:A:104:ARG:O	2:B:79:LYS:HZ2	7	1.92
(1,37)	1:A:104:ARG:O	2:B:79:LYS:HZ3	7	1.92
(1,37)	1:A:104:ARG:O	2:B:79:LYS:N	7	1.92
(1,37)	1:A:104:ARG:O	2:B:79:LYS:NZ	7	1.92
(1,37)	1:A:104:ARG:O	2:B:79:LYS:O	7	1.92
(1,37)	1:A:104:ARG:O	2:B:80:ILE:C	7	1.92
(1,37)	1:A:104:ARG:O	2:B:80:ILE:CA	7	1.92
(1,37)	1:A:104:ARG:O	2:B:80:ILE:CB	7	1.92
(1,37)	1:A:104:ARG:O	2:B:80:ILE:CD1	7	1.92

*Continued on next page...*

*Continued from previous page...*

Key	Atom-1	Atom-2	Model ID	Violation (Å)
(1,37)	1:A:104:ARG:O	2:B:80:ILE:CG1	7	1.92
(1,37)	1:A:104:ARG:O	2:B:80:ILE:CG2	7	1.92
(1,37)	1:A:104:ARG:O	2:B:80:ILE:H	7	1.92
(1,37)	1:A:104:ARG:O	2:B:80:ILE:HA	7	1.92
(1,37)	1:A:104:ARG:O	2:B:80:ILE:HB	7	1.92
(1,37)	1:A:104:ARG:O	2:B:80:ILE:HD11	7	1.92
(1,37)	1:A:104:ARG:O	2:B:80:ILE:HD12	7	1.92
(1,37)	1:A:104:ARG:O	2:B:80:ILE:HD13	7	1.92
(1,37)	1:A:104:ARG:O	2:B:80:ILE:HG12	7	1.92
(1,37)	1:A:104:ARG:O	2:B:80:ILE:HG13	7	1.92
(1,37)	1:A:104:ARG:O	2:B:80:ILE:HG21	7	1.92
(1,37)	1:A:104:ARG:O	2:B:80:ILE:HG22	7	1.92
(1,37)	1:A:104:ARG:O	2:B:80:ILE:HG23	7	1.92
(1,37)	1:A:104:ARG:O	2:B:80:ILE:N	7	1.92
(1,37)	1:A:104:ARG:O	2:B:80:ILE:O	7	1.92
(1,37)	1:A:104:ARG:O	2:B:84:GLN:C	7	1.92
(1,37)	1:A:104:ARG:O	2:B:84:GLN:CA	7	1.92
(1,37)	1:A:104:ARG:O	2:B:84:GLN:CB	7	1.92
(1,37)	1:A:104:ARG:O	2:B:84:GLN:CD	7	1.92
(1,37)	1:A:104:ARG:O	2:B:84:GLN:CG	7	1.92
(1,37)	1:A:104:ARG:O	2:B:84:GLN:H	7	1.92
(1,37)	1:A:104:ARG:O	2:B:84:GLN:HA	7	1.92
(1,37)	1:A:104:ARG:O	2:B:84:GLN:HB2	7	1.92
(1,37)	1:A:104:ARG:O	2:B:84:GLN:HB3	7	1.92
(1,37)	1:A:104:ARG:O	2:B:84:GLN:HE21	7	1.92
(1,37)	1:A:104:ARG:O	2:B:84:GLN:HE22	7	1.92
(1,37)	1:A:104:ARG:O	2:B:84:GLN:HG2	7	1.92
(1,37)	1:A:104:ARG:O	2:B:84:GLN:HG3	7	1.92
(1,37)	1:A:104:ARG:O	2:B:84:GLN:N	7	1.92
(1,37)	1:A:104:ARG:O	2:B:84:GLN:NE2	7	1.92
(1,37)	1:A:104:ARG:O	2:B:84:GLN:O	7	1.92
(1,37)	1:A:104:ARG:O	2:B:84:GLN:OE1	7	1.92
(1,37)	1:A:104:ARG:O	2:B:97:THR:C	7	1.92
(1,37)	1:A:104:ARG:O	2:B:97:THR:CA	7	1.92
(1,37)	1:A:104:ARG:O	2:B:97:THR:CB	7	1.92
(1,37)	1:A:104:ARG:O	2:B:97:THR:CG2	7	1.92
(1,37)	1:A:104:ARG:O	2:B:97:THR:H	7	1.92
(1,37)	1:A:104:ARG:O	2:B:97:THR:HA	7	1.92
(1,37)	1:A:104:ARG:O	2:B:97:THR:HB	7	1.92
(1,37)	1:A:104:ARG:O	2:B:97:THR:HG1	7	1.92
(1,37)	1:A:104:ARG:O	2:B:97:THR:HG21	7	1.92
(1,37)	1:A:104:ARG:O	2:B:97:THR:HG22	7	1.92

*Continued on next page...*

*Continued from previous page...*

Key	Atom-1	Atom-2	Model ID	Violation (Å)
(1,37)	1:A:104:ARG:O	2:B:97:THR:HG23	7	1.92
(1,37)	1:A:104:ARG:O	2:B:97:THR:N	7	1.92
(1,37)	1:A:104:ARG:O	2:B:97:THR:O	7	1.92
(1,37)	1:A:104:ARG:O	2:B:97:THR:OG1	7	1.92
(1,37)	1:A:104:ARG:O	2:B:99:HIS:C	7	1.92
(1,37)	1:A:104:ARG:O	2:B:99:HIS:CA	7	1.92
(1,37)	1:A:104:ARG:O	2:B:99:HIS:CB	7	1.92
(1,37)	1:A:104:ARG:O	2:B:99:HIS:CD2	7	1.92
(1,37)	1:A:104:ARG:O	2:B:99:HIS:CE1	7	1.92
(1,37)	1:A:104:ARG:O	2:B:99:HIS:CG	7	1.92
(1,37)	1:A:104:ARG:O	2:B:99:HIS:H	7	1.92
(1,37)	1:A:104:ARG:O	2:B:99:HIS:HA	7	1.92
(1,37)	1:A:104:ARG:O	2:B:99:HIS:HB2	7	1.92
(1,37)	1:A:104:ARG:O	2:B:99:HIS:HB3	7	1.92
(1,37)	1:A:104:ARG:O	2:B:99:HIS:HD1	7	1.92
(1,37)	1:A:104:ARG:O	2:B:99:HIS:HD2	7	1.92
(1,37)	1:A:104:ARG:O	2:B:99:HIS:HE1	7	1.92
(1,37)	1:A:104:ARG:O	2:B:99:HIS:HE2	7	1.92
(1,37)	1:A:104:ARG:O	2:B:99:HIS:N	7	1.92
(1,37)	1:A:104:ARG:O	2:B:99:HIS:ND1	7	1.92
(1,37)	1:A:104:ARG:O	2:B:99:HIS:NE2	7	1.92
(1,37)	1:A:104:ARG:O	2:B:99:HIS:O	7	1.92
(1,37)	1:A:104:ARG:O	2:B:101:VAL:C	7	1.92
(1,37)	1:A:104:ARG:O	2:B:101:VAL:CA	7	1.92
(1,37)	1:A:104:ARG:O	2:B:101:VAL:CB	7	1.92
(1,37)	1:A:104:ARG:O	2:B:101:VAL:CG1	7	1.92
(1,37)	1:A:104:ARG:O	2:B:101:VAL:CG2	7	1.92
(1,37)	1:A:104:ARG:O	2:B:101:VAL:H	7	1.92
(1,37)	1:A:104:ARG:O	2:B:101:VAL:HA	7	1.92
(1,37)	1:A:104:ARG:O	2:B:101:VAL:HB	7	1.92
(1,37)	1:A:104:ARG:O	2:B:101:VAL:HG11	7	1.92
(1,37)	1:A:104:ARG:O	2:B:101:VAL:HG12	7	1.92
(1,37)	1:A:104:ARG:O	2:B:101:VAL:HG13	7	1.92
(1,37)	1:A:104:ARG:O	2:B:101:VAL:HG21	7	1.92
(1,37)	1:A:104:ARG:O	2:B:101:VAL:HG22	7	1.92
(1,37)	1:A:104:ARG:O	2:B:101:VAL:HG23	7	1.92
(1,37)	1:A:104:ARG:O	2:B:101:VAL:N	7	1.92
(1,37)	1:A:104:ARG:O	2:B:101:VAL:O	7	1.92
(1,37)	1:A:104:ARG:C	2:B:75:ILE:C	9	1.92
(1,37)	1:A:104:ARG:C	2:B:75:ILE:CA	9	1.92
(1,37)	1:A:104:ARG:C	2:B:75:ILE:CB	9	1.92
(1,37)	1:A:104:ARG:C	2:B:75:ILE:CD1	9	1.92

*Continued on next page...*

*Continued from previous page...*

Key	Atom-1	Atom-2	Model ID	Violation (Å)
(1,37)	1:A:104:ARG:C	2:B:75:ILE:CG1	9	1.92
(1,37)	1:A:104:ARG:C	2:B:75:ILE:CG2	9	1.92
(1,37)	1:A:104:ARG:C	2:B:75:ILE:H	9	1.92
(1,37)	1:A:104:ARG:C	2:B:75:ILE:HA	9	1.92
(1,37)	1:A:104:ARG:C	2:B:75:ILE:HB	9	1.92
(1,37)	1:A:104:ARG:C	2:B:75:ILE:HD11	9	1.92
(1,37)	1:A:104:ARG:C	2:B:75:ILE:HD12	9	1.92
(1,37)	1:A:104:ARG:C	2:B:75:ILE:HD13	9	1.92
(1,37)	1:A:104:ARG:C	2:B:75:ILE:HG12	9	1.92
(1,37)	1:A:104:ARG:C	2:B:75:ILE:HG13	9	1.92
(1,37)	1:A:104:ARG:C	2:B:75:ILE:HG21	9	1.92
(1,37)	1:A:104:ARG:C	2:B:75:ILE:HG22	9	1.92
(1,37)	1:A:104:ARG:C	2:B:75:ILE:HG23	9	1.92
(1,37)	1:A:104:ARG:C	2:B:75:ILE:N	9	1.92
(1,37)	1:A:104:ARG:C	2:B:75:ILE:O	9	1.92
(1,37)	1:A:104:ARG:C	2:B:77:ALA:C	9	1.92
(1,37)	1:A:104:ARG:C	2:B:77:ALA:CA	9	1.92
(1,37)	1:A:104:ARG:C	2:B:77:ALA:CB	9	1.92
(1,37)	1:A:104:ARG:C	2:B:77:ALA:H	9	1.92
(1,37)	1:A:104:ARG:C	2:B:77:ALA:HA	9	1.92
(1,37)	1:A:104:ARG:C	2:B:77:ALA:HB1	9	1.92
(1,37)	1:A:104:ARG:C	2:B:77:ALA:HB2	9	1.92
(1,37)	1:A:104:ARG:C	2:B:77:ALA:HB3	9	1.92
(1,37)	1:A:104:ARG:C	2:B:77:ALA:N	9	1.92
(1,37)	1:A:104:ARG:C	2:B:77:ALA:O	9	1.92
(1,37)	1:A:104:ARG:C	2:B:78:GLY:C	9	1.92
(1,37)	1:A:104:ARG:C	2:B:78:GLY:CA	9	1.92
(1,37)	1:A:104:ARG:C	2:B:78:GLY:H	9	1.92
(1,37)	1:A:104:ARG:C	2:B:78:GLY:HA2	9	1.92
(1,37)	1:A:104:ARG:C	2:B:78:GLY:HA3	9	1.92
(1,37)	1:A:104:ARG:C	2:B:78:GLY:N	9	1.92
(1,37)	1:A:104:ARG:C	2:B:78:GLY:O	9	1.92
(1,37)	1:A:104:ARG:C	2:B:79:LYS:C	9	1.92
(1,37)	1:A:104:ARG:C	2:B:79:LYS:CA	9	1.92
(1,37)	1:A:104:ARG:C	2:B:79:LYS:CB	9	1.92
(1,37)	1:A:104:ARG:C	2:B:79:LYS:CD	9	1.92
(1,37)	1:A:104:ARG:C	2:B:79:LYS:CE	9	1.92
(1,37)	1:A:104:ARG:C	2:B:79:LYS:CG	9	1.92
(1,37)	1:A:104:ARG:C	2:B:79:LYS:H	9	1.92
(1,37)	1:A:104:ARG:C	2:B:79:LYS:HA	9	1.92
(1,37)	1:A:104:ARG:C	2:B:79:LYS:HB2	9	1.92
(1,37)	1:A:104:ARG:C	2:B:79:LYS:HB3	9	1.92

*Continued on next page...*

*Continued from previous page...*

Key	Atom-1	Atom-2	Model ID	Violation (Å)
(1,37)	1:A:104:ARG:C	2:B:79:LYS:HD2	9	1.92
(1,37)	1:A:104:ARG:C	2:B:79:LYS:HD3	9	1.92
(1,37)	1:A:104:ARG:C	2:B:79:LYS:HE2	9	1.92
(1,37)	1:A:104:ARG:C	2:B:79:LYS:HE3	9	1.92
(1,37)	1:A:104:ARG:C	2:B:79:LYS:HG2	9	1.92
(1,37)	1:A:104:ARG:C	2:B:79:LYS:HG3	9	1.92
(1,37)	1:A:104:ARG:C	2:B:79:LYS:HZ1	9	1.92
(1,37)	1:A:104:ARG:C	2:B:79:LYS:HZ2	9	1.92
(1,37)	1:A:104:ARG:C	2:B:79:LYS:HZ3	9	1.92
(1,37)	1:A:104:ARG:C	2:B:79:LYS:N	9	1.92
(1,37)	1:A:104:ARG:C	2:B:79:LYS:NZ	9	1.92
(1,37)	1:A:104:ARG:C	2:B:79:LYS:O	9	1.92
(1,37)	1:A:104:ARG:C	2:B:80:ILE:C	9	1.92
(1,37)	1:A:104:ARG:C	2:B:80:ILE:CA	9	1.92
(1,37)	1:A:104:ARG:C	2:B:80:ILE:CB	9	1.92
(1,37)	1:A:104:ARG:C	2:B:80:ILE:CD1	9	1.92
(1,37)	1:A:104:ARG:C	2:B:80:ILE:CG1	9	1.92
(1,37)	1:A:104:ARG:C	2:B:80:ILE:CG2	9	1.92
(1,37)	1:A:104:ARG:C	2:B:80:ILE:H	9	1.92
(1,37)	1:A:104:ARG:C	2:B:80:ILE:HA	9	1.92
(1,37)	1:A:104:ARG:C	2:B:80:ILE:HB	9	1.92
(1,37)	1:A:104:ARG:C	2:B:80:ILE:HD11	9	1.92
(1,37)	1:A:104:ARG:C	2:B:80:ILE:HD12	9	1.92
(1,37)	1:A:104:ARG:C	2:B:80:ILE:HD13	9	1.92
(1,37)	1:A:104:ARG:C	2:B:80:ILE:HG12	9	1.92
(1,37)	1:A:104:ARG:C	2:B:80:ILE:HG13	9	1.92
(1,37)	1:A:104:ARG:C	2:B:80:ILE:HG21	9	1.92
(1,37)	1:A:104:ARG:C	2:B:80:ILE:HG22	9	1.92
(1,37)	1:A:104:ARG:C	2:B:80:ILE:HG23	9	1.92
(1,37)	1:A:104:ARG:C	2:B:80:ILE:N	9	1.92
(1,37)	1:A:104:ARG:C	2:B:80:ILE:O	9	1.92
(1,37)	1:A:104:ARG:C	2:B:84:GLN:C	9	1.92
(1,37)	1:A:104:ARG:C	2:B:84:GLN:CA	9	1.92
(1,37)	1:A:104:ARG:C	2:B:84:GLN:CB	9	1.92
(1,37)	1:A:104:ARG:C	2:B:84:GLN:CD	9	1.92
(1,37)	1:A:104:ARG:C	2:B:84:GLN:CG	9	1.92
(1,37)	1:A:104:ARG:C	2:B:84:GLN:H	9	1.92
(1,37)	1:A:104:ARG:C	2:B:84:GLN:HA	9	1.92
(1,37)	1:A:104:ARG:C	2:B:84:GLN:HB2	9	1.92
(1,37)	1:A:104:ARG:C	2:B:84:GLN:HB3	9	1.92
(1,37)	1:A:104:ARG:C	2:B:84:GLN:HE21	9	1.92
(1,37)	1:A:104:ARG:C	2:B:84:GLN:HE22	9	1.92

*Continued on next page...*

*Continued from previous page...*

Key	Atom-1	Atom-2	Model ID	Violation (Å)
(1,37)	1:A:104:ARG:C	2:B:84:GLN:HG2	9	1.92
(1,37)	1:A:104:ARG:C	2:B:84:GLN:HG3	9	1.92
(1,37)	1:A:104:ARG:C	2:B:84:GLN:N	9	1.92
(1,37)	1:A:104:ARG:C	2:B:84:GLN:NE2	9	1.92
(1,37)	1:A:104:ARG:C	2:B:84:GLN:O	9	1.92
(1,37)	1:A:104:ARG:C	2:B:84:GLN:OE1	9	1.92
(1,37)	1:A:104:ARG:C	2:B:97:THR:C	9	1.92
(1,37)	1:A:104:ARG:C	2:B:97:THR:CA	9	1.92
(1,37)	1:A:104:ARG:C	2:B:97:THR:CB	9	1.92
(1,37)	1:A:104:ARG:C	2:B:97:THR:CG2	9	1.92
(1,37)	1:A:104:ARG:C	2:B:97:THR:H	9	1.92
(1,37)	1:A:104:ARG:C	2:B:97:THR:HA	9	1.92
(1,37)	1:A:104:ARG:C	2:B:97:THR:HB	9	1.92
(1,37)	1:A:104:ARG:C	2:B:97:THR:HG1	9	1.92
(1,37)	1:A:104:ARG:C	2:B:97:THR:HG21	9	1.92
(1,37)	1:A:104:ARG:C	2:B:97:THR:HG22	9	1.92
(1,37)	1:A:104:ARG:C	2:B:97:THR:HG23	9	1.92
(1,37)	1:A:104:ARG:C	2:B:97:THR:N	9	1.92
(1,37)	1:A:104:ARG:C	2:B:97:THR:O	9	1.92
(1,37)	1:A:104:ARG:C	2:B:97:THR:OG1	9	1.92
(1,37)	1:A:104:ARG:C	2:B:99:HIS:C	9	1.92
(1,37)	1:A:104:ARG:C	2:B:99:HIS:CA	9	1.92
(1,37)	1:A:104:ARG:C	2:B:99:HIS:CB	9	1.92
(1,37)	1:A:104:ARG:C	2:B:99:HIS:CD2	9	1.92
(1,37)	1:A:104:ARG:C	2:B:99:HIS:CE1	9	1.92
(1,37)	1:A:104:ARG:C	2:B:99:HIS:CG	9	1.92
(1,37)	1:A:104:ARG:C	2:B:99:HIS:H	9	1.92
(1,37)	1:A:104:ARG:C	2:B:99:HIS:HA	9	1.92
(1,37)	1:A:104:ARG:C	2:B:99:HIS:HB2	9	1.92
(1,37)	1:A:104:ARG:C	2:B:99:HIS:HB3	9	1.92
(1,37)	1:A:104:ARG:C	2:B:99:HIS:HD1	9	1.92
(1,37)	1:A:104:ARG:C	2:B:99:HIS:HD2	9	1.92
(1,37)	1:A:104:ARG:C	2:B:99:HIS:HE1	9	1.92
(1,37)	1:A:104:ARG:C	2:B:99:HIS:HE2	9	1.92
(1,37)	1:A:104:ARG:C	2:B:99:HIS:N	9	1.92
(1,37)	1:A:104:ARG:C	2:B:99:HIS:ND1	9	1.92
(1,37)	1:A:104:ARG:C	2:B:99:HIS:NE2	9	1.92
(1,37)	1:A:104:ARG:C	2:B:99:HIS:O	9	1.92
(1,37)	1:A:104:ARG:C	2:B:101:VAL:C	9	1.92
(1,37)	1:A:104:ARG:C	2:B:101:VAL:CA	9	1.92
(1,37)	1:A:104:ARG:C	2:B:101:VAL:CB	9	1.92
(1,37)	1:A:104:ARG:C	2:B:101:VAL:CG1	9	1.92

*Continued on next page...*



*Continued from previous page...*

Key	Atom-1	Atom-2	Model ID	Violation (Å)
(1,37)	1:A:104:ARG:C	2:B:101:VAL:CG2	9	1.92
(1,37)	1:A:104:ARG:C	2:B:101:VAL:H	9	1.92
(1,37)	1:A:104:ARG:C	2:B:101:VAL:HA	9	1.92
(1,37)	1:A:104:ARG:C	2:B:101:VAL:HB	9	1.92
(1,37)	1:A:104:ARG:C	2:B:101:VAL:HG11	9	1.92
(1,37)	1:A:104:ARG:C	2:B:101:VAL:HG12	9	1.92
(1,37)	1:A:104:ARG:C	2:B:101:VAL:HG13	9	1.92
(1,37)	1:A:104:ARG:C	2:B:101:VAL:HG21	9	1.92
(1,37)	1:A:104:ARG:C	2:B:101:VAL:HG22	9	1.92
(1,37)	1:A:104:ARG:C	2:B:101:VAL:HG23	9	1.92
(1,37)	1:A:104:ARG:C	2:B:101:VAL:N	9	1.92
(1,37)	1:A:104:ARG:C	2:B:101:VAL:O	9	1.92
(1,37)	1:A:104:ARG:CA	2:B:75:ILE:C	9	1.92
(1,37)	1:A:104:ARG:CA	2:B:75:ILE:CA	9	1.92
(1,37)	1:A:104:ARG:CA	2:B:75:ILE:CB	9	1.92
(1,37)	1:A:104:ARG:CA	2:B:75:ILE:CD1	9	1.92
(1,37)	1:A:104:ARG:CA	2:B:75:ILE:CG1	9	1.92
(1,37)	1:A:104:ARG:CA	2:B:75:ILE:CG2	9	1.92
(1,37)	1:A:104:ARG:CA	2:B:75:ILE:H	9	1.92
(1,37)	1:A:104:ARG:CA	2:B:75:ILE:HA	9	1.92
(1,37)	1:A:104:ARG:CA	2:B:75:ILE:HB	9	1.92
(1,37)	1:A:104:ARG:CA	2:B:75:ILE:HD11	9	1.92
(1,37)	1:A:104:ARG:CA	2:B:75:ILE:HD12	9	1.92
(1,37)	1:A:104:ARG:CA	2:B:75:ILE:HD13	9	1.92
(1,37)	1:A:104:ARG:CA	2:B:75:ILE:HG12	9	1.92
(1,37)	1:A:104:ARG:CA	2:B:75:ILE:HG13	9	1.92
(1,37)	1:A:104:ARG:CA	2:B:75:ILE:HG21	9	1.92
(1,37)	1:A:104:ARG:CA	2:B:75:ILE:HG22	9	1.92
(1,37)	1:A:104:ARG:CA	2:B:75:ILE:HG23	9	1.92
(1,37)	1:A:104:ARG:CA	2:B:75:ILE:N	9	1.92
(1,37)	1:A:104:ARG:CA	2:B:75:ILE:O	9	1.92
(1,37)	1:A:104:ARG:CA	2:B:77:ALA:C	9	1.92
(1,37)	1:A:104:ARG:CA	2:B:77:ALA:CA	9	1.92
(1,37)	1:A:104:ARG:CA	2:B:77:ALA:CB	9	1.92
(1,37)	1:A:104:ARG:CA	2:B:77:ALA:H	9	1.92
(1,37)	1:A:104:ARG:CA	2:B:77:ALA:HA	9	1.92
(1,37)	1:A:104:ARG:CA	2:B:77:ALA:HB1	9	1.92
(1,37)	1:A:104:ARG:CA	2:B:77:ALA:HB2	9	1.92
(1,37)	1:A:104:ARG:CA	2:B:77:ALA:HB3	9	1.92
(1,37)	1:A:104:ARG:CA	2:B:77:ALA:N	9	1.92
(1,37)	1:A:104:ARG:CA	2:B:77:ALA:O	9	1.92
(1,37)	1:A:104:ARG:CA	2:B:78:GLY:C	9	1.92

*Continued on next page...*

*Continued from previous page...*

Key	Atom-1	Atom-2	Model ID	Violation (Å)
(1,37)	1:A:104:ARG:CA	2:B:78:GLY:CA	9	1.92
(1,37)	1:A:104:ARG:CA	2:B:78:GLY:H	9	1.92
(1,37)	1:A:104:ARG:CA	2:B:78:GLY:HA2	9	1.92
(1,37)	1:A:104:ARG:CA	2:B:78:GLY:HA3	9	1.92
(1,37)	1:A:104:ARG:CA	2:B:78:GLY:N	9	1.92
(1,37)	1:A:104:ARG:CA	2:B:78:GLY:O	9	1.92
(1,37)	1:A:104:ARG:CA	2:B:79:LYS:C	9	1.92
(1,37)	1:A:104:ARG:CA	2:B:79:LYS:CA	9	1.92
(1,37)	1:A:104:ARG:CA	2:B:79:LYS:CB	9	1.92
(1,37)	1:A:104:ARG:CA	2:B:79:LYS:CD	9	1.92
(1,37)	1:A:104:ARG:CA	2:B:79:LYS:CE	9	1.92
(1,37)	1:A:104:ARG:CA	2:B:79:LYS:CG	9	1.92
(1,37)	1:A:104:ARG:CA	2:B:79:LYS:H	9	1.92
(1,37)	1:A:104:ARG:CA	2:B:79:LYS:HA	9	1.92
(1,37)	1:A:104:ARG:CA	2:B:79:LYS:HB2	9	1.92
(1,37)	1:A:104:ARG:CA	2:B:79:LYS:HB3	9	1.92
(1,37)	1:A:104:ARG:CA	2:B:79:LYS:HD2	9	1.92
(1,37)	1:A:104:ARG:CA	2:B:79:LYS:HD3	9	1.92
(1,37)	1:A:104:ARG:CA	2:B:79:LYS:HE2	9	1.92
(1,37)	1:A:104:ARG:CA	2:B:79:LYS:HE3	9	1.92
(1,37)	1:A:104:ARG:CA	2:B:79:LYS:HG2	9	1.92
(1,37)	1:A:104:ARG:CA	2:B:79:LYS:HG3	9	1.92
(1,37)	1:A:104:ARG:CA	2:B:79:LYS:HZ1	9	1.92
(1,37)	1:A:104:ARG:CA	2:B:79:LYS:HZ2	9	1.92
(1,37)	1:A:104:ARG:CA	2:B:79:LYS:HZ3	9	1.92
(1,37)	1:A:104:ARG:CA	2:B:79:LYS:N	9	1.92
(1,37)	1:A:104:ARG:CA	2:B:79:LYS:NZ	9	1.92
(1,37)	1:A:104:ARG:CA	2:B:79:LYS:O	9	1.92
(1,37)	1:A:104:ARG:CA	2:B:80:ILE:C	9	1.92
(1,37)	1:A:104:ARG:CA	2:B:80:ILE:CA	9	1.92
(1,37)	1:A:104:ARG:CA	2:B:80:ILE:CB	9	1.92
(1,37)	1:A:104:ARG:CA	2:B:80:ILE:CD1	9	1.92
(1,37)	1:A:104:ARG:CA	2:B:80:ILE:CG1	9	1.92
(1,37)	1:A:104:ARG:CA	2:B:80:ILE:CG2	9	1.92
(1,37)	1:A:104:ARG:CA	2:B:80:ILE:H	9	1.92
(1,37)	1:A:104:ARG:CA	2:B:80:ILE:HA	9	1.92
(1,37)	1:A:104:ARG:CA	2:B:80:ILE:HB	9	1.92
(1,37)	1:A:104:ARG:CA	2:B:80:ILE:HD11	9	1.92
(1,37)	1:A:104:ARG:CA	2:B:80:ILE:HD12	9	1.92
(1,37)	1:A:104:ARG:CA	2:B:80:ILE:HD13	9	1.92
(1,37)	1:A:104:ARG:CA	2:B:80:ILE:HG12	9	1.92
(1,37)	1:A:104:ARG:CA	2:B:80:ILE:HG13	9	1.92

*Continued on next page...*

*Continued from previous page...*

Key	Atom-1	Atom-2	Model ID	Violation (Å)
(1,37)	1:A:104:ARG:CA	2:B:80:ILE:HG21	9	1.92
(1,37)	1:A:104:ARG:CA	2:B:80:ILE:HG22	9	1.92
(1,37)	1:A:104:ARG:CA	2:B:80:ILE:HG23	9	1.92
(1,37)	1:A:104:ARG:CA	2:B:80:ILE:N	9	1.92
(1,37)	1:A:104:ARG:CA	2:B:80:ILE:O	9	1.92
(1,37)	1:A:104:ARG:CA	2:B:84:GLN:C	9	1.92
(1,37)	1:A:104:ARG:CA	2:B:84:GLN:CA	9	1.92
(1,37)	1:A:104:ARG:CA	2:B:84:GLN:CB	9	1.92
(1,37)	1:A:104:ARG:CA	2:B:84:GLN:CD	9	1.92
(1,37)	1:A:104:ARG:CA	2:B:84:GLN:CG	9	1.92
(1,37)	1:A:104:ARG:CA	2:B:84:GLN:H	9	1.92
(1,37)	1:A:104:ARG:CA	2:B:84:GLN:HA	9	1.92
(1,37)	1:A:104:ARG:CA	2:B:84:GLN:HB2	9	1.92
(1,37)	1:A:104:ARG:CA	2:B:84:GLN:HB3	9	1.92
(1,37)	1:A:104:ARG:CA	2:B:84:GLN:HE21	9	1.92
(1,37)	1:A:104:ARG:CA	2:B:84:GLN:HE22	9	1.92
(1,37)	1:A:104:ARG:CA	2:B:84:GLN:HG2	9	1.92
(1,37)	1:A:104:ARG:CA	2:B:84:GLN:HG3	9	1.92
(1,37)	1:A:104:ARG:CA	2:B:84:GLN:N	9	1.92
(1,37)	1:A:104:ARG:CA	2:B:84:GLN:NE2	9	1.92
(1,37)	1:A:104:ARG:CA	2:B:84:GLN:O	9	1.92
(1,37)	1:A:104:ARG:CA	2:B:84:GLN:OE1	9	1.92
(1,37)	1:A:104:ARG:CA	2:B:97:THR:C	9	1.92
(1,37)	1:A:104:ARG:CA	2:B:97:THR:CA	9	1.92
(1,37)	1:A:104:ARG:CA	2:B:97:THR:CB	9	1.92
(1,37)	1:A:104:ARG:CA	2:B:97:THR:CG2	9	1.92
(1,37)	1:A:104:ARG:CA	2:B:97:THR:H	9	1.92
(1,37)	1:A:104:ARG:CA	2:B:97:THR:HA	9	1.92
(1,37)	1:A:104:ARG:CA	2:B:97:THR:HB	9	1.92
(1,37)	1:A:104:ARG:CA	2:B:97:THR:HG1	9	1.92
(1,37)	1:A:104:ARG:CA	2:B:97:THR:HG21	9	1.92
(1,37)	1:A:104:ARG:CA	2:B:97:THR:HG22	9	1.92
(1,37)	1:A:104:ARG:CA	2:B:97:THR:HG23	9	1.92
(1,37)	1:A:104:ARG:CA	2:B:97:THR:N	9	1.92
(1,37)	1:A:104:ARG:CA	2:B:97:THR:O	9	1.92
(1,37)	1:A:104:ARG:CA	2:B:97:THR:OG1	9	1.92
(1,37)	1:A:104:ARG:CA	2:B:99:HIS:C	9	1.92
(1,37)	1:A:104:ARG:CA	2:B:99:HIS:CA	9	1.92
(1,37)	1:A:104:ARG:CA	2:B:99:HIS:CB	9	1.92
(1,37)	1:A:104:ARG:CA	2:B:99:HIS:CD2	9	1.92
(1,37)	1:A:104:ARG:CA	2:B:99:HIS:CE1	9	1.92
(1,37)	1:A:104:ARG:CA	2:B:99:HIS:CG	9	1.92

*Continued on next page...*

*Continued from previous page...*

Key	Atom-1	Atom-2	Model ID	Violation (Å)
(1,37)	1:A:104:ARG:CA	2:B:99:HIS:H	9	1.92
(1,37)	1:A:104:ARG:CA	2:B:99:HIS:HA	9	1.92
(1,37)	1:A:104:ARG:CA	2:B:99:HIS:HB2	9	1.92
(1,37)	1:A:104:ARG:CA	2:B:99:HIS:HB3	9	1.92
(1,37)	1:A:104:ARG:CA	2:B:99:HIS:HD1	9	1.92
(1,37)	1:A:104:ARG:CA	2:B:99:HIS:HD2	9	1.92
(1,37)	1:A:104:ARG:CA	2:B:99:HIS:HE1	9	1.92
(1,37)	1:A:104:ARG:CA	2:B:99:HIS:HE2	9	1.92
(1,37)	1:A:104:ARG:CA	2:B:99:HIS:N	9	1.92
(1,37)	1:A:104:ARG:CA	2:B:99:HIS:ND1	9	1.92
(1,37)	1:A:104:ARG:CA	2:B:99:HIS:NE2	9	1.92
(1,37)	1:A:104:ARG:CA	2:B:99:HIS:O	9	1.92
(1,37)	1:A:104:ARG:CA	2:B:101:VAL:C	9	1.92
(1,37)	1:A:104:ARG:CA	2:B:101:VAL:CA	9	1.92
(1,37)	1:A:104:ARG:CA	2:B:101:VAL:CB	9	1.92
(1,37)	1:A:104:ARG:CA	2:B:101:VAL:CG1	9	1.92
(1,37)	1:A:104:ARG:CA	2:B:101:VAL:CG2	9	1.92
(1,37)	1:A:104:ARG:CA	2:B:101:VAL:H	9	1.92
(1,37)	1:A:104:ARG:CA	2:B:101:VAL:HA	9	1.92
(1,37)	1:A:104:ARG:CA	2:B:101:VAL:HB	9	1.92
(1,37)	1:A:104:ARG:CA	2:B:101:VAL:HG11	9	1.92
(1,37)	1:A:104:ARG:CA	2:B:101:VAL:HG12	9	1.92
(1,37)	1:A:104:ARG:CA	2:B:101:VAL:HG13	9	1.92
(1,37)	1:A:104:ARG:CA	2:B:101:VAL:HG21	9	1.92
(1,37)	1:A:104:ARG:CA	2:B:101:VAL:HG22	9	1.92
(1,37)	1:A:104:ARG:CA	2:B:101:VAL:HG23	9	1.92
(1,37)	1:A:104:ARG:CA	2:B:101:VAL:N	9	1.92
(1,37)	1:A:104:ARG:CA	2:B:101:VAL:O	9	1.92
(1,37)	1:A:104:ARG:CB	2:B:75:ILE:C	9	1.92
(1,37)	1:A:104:ARG:CB	2:B:75:ILE:CA	9	1.92
(1,37)	1:A:104:ARG:CB	2:B:75:ILE:CB	9	1.92
(1,37)	1:A:104:ARG:CB	2:B:75:ILE:CD1	9	1.92
(1,37)	1:A:104:ARG:CB	2:B:75:ILE:CG1	9	1.92
(1,37)	1:A:104:ARG:CB	2:B:75:ILE:CG2	9	1.92
(1,37)	1:A:104:ARG:CB	2:B:75:ILE:H	9	1.92
(1,37)	1:A:104:ARG:CB	2:B:75:ILE:HA	9	1.92
(1,37)	1:A:104:ARG:CB	2:B:75:ILE:HB	9	1.92
(1,37)	1:A:104:ARG:CB	2:B:75:ILE:HD11	9	1.92
(1,37)	1:A:104:ARG:CB	2:B:75:ILE:HD12	9	1.92
(1,37)	1:A:104:ARG:CB	2:B:75:ILE:HD13	9	1.92
(1,37)	1:A:104:ARG:CB	2:B:75:ILE:HG12	9	1.92
(1,37)	1:A:104:ARG:CB	2:B:75:ILE:HG13	9	1.92

*Continued on next page...*

*Continued from previous page...*

Key	Atom-1	Atom-2	Model ID	Violation (Å)
(1,37)	1:A:104:ARG:CB	2:B:75:ILE:HG21	9	1.92
(1,37)	1:A:104:ARG:CB	2:B:75:ILE:HG22	9	1.92
(1,37)	1:A:104:ARG:CB	2:B:75:ILE:HG23	9	1.92
(1,37)	1:A:104:ARG:CB	2:B:75:ILE:N	9	1.92
(1,37)	1:A:104:ARG:CB	2:B:75:ILE:O	9	1.92
(1,37)	1:A:104:ARG:CB	2:B:77:ALA:C	9	1.92
(1,37)	1:A:104:ARG:CB	2:B:77:ALA:CA	9	1.92
(1,37)	1:A:104:ARG:CB	2:B:77:ALA:CB	9	1.92
(1,37)	1:A:104:ARG:CB	2:B:77:ALA:H	9	1.92
(1,37)	1:A:104:ARG:CB	2:B:77:ALA:HA	9	1.92
(1,37)	1:A:104:ARG:CB	2:B:77:ALA:HB1	9	1.92
(1,37)	1:A:104:ARG:CB	2:B:77:ALA:HB2	9	1.92
(1,37)	1:A:104:ARG:CB	2:B:77:ALA:HB3	9	1.92
(1,37)	1:A:104:ARG:CB	2:B:77:ALA:N	9	1.92
(1,37)	1:A:104:ARG:CB	2:B:77:ALA:O	9	1.92
(1,37)	1:A:104:ARG:CB	2:B:78:GLY:C	9	1.92
(1,37)	1:A:104:ARG:CB	2:B:78:GLY:CA	9	1.92
(1,37)	1:A:104:ARG:CB	2:B:78:GLY:H	9	1.92
(1,37)	1:A:104:ARG:CB	2:B:78:GLY:HA2	9	1.92
(1,37)	1:A:104:ARG:CB	2:B:78:GLY:HA3	9	1.92
(1,37)	1:A:104:ARG:CB	2:B:78:GLY:N	9	1.92
(1,37)	1:A:104:ARG:CB	2:B:78:GLY:O	9	1.92
(1,37)	1:A:104:ARG:CB	2:B:79:LYS:C	9	1.92
(1,37)	1:A:104:ARG:CB	2:B:79:LYS:CA	9	1.92
(1,37)	1:A:104:ARG:CB	2:B:79:LYS:CB	9	1.92
(1,37)	1:A:104:ARG:CB	2:B:79:LYS:CD	9	1.92
(1,37)	1:A:104:ARG:CB	2:B:79:LYS:CE	9	1.92
(1,37)	1:A:104:ARG:CB	2:B:79:LYS:CG	9	1.92
(1,37)	1:A:104:ARG:CB	2:B:79:LYS:H	9	1.92
(1,37)	1:A:104:ARG:CB	2:B:79:LYS:HA	9	1.92
(1,37)	1:A:104:ARG:CB	2:B:79:LYS:HB2	9	1.92
(1,37)	1:A:104:ARG:CB	2:B:79:LYS:HB3	9	1.92
(1,37)	1:A:104:ARG:CB	2:B:79:LYS:HD2	9	1.92
(1,37)	1:A:104:ARG:CB	2:B:79:LYS:HD3	9	1.92
(1,37)	1:A:104:ARG:CB	2:B:79:LYS:HE2	9	1.92
(1,37)	1:A:104:ARG:CB	2:B:79:LYS:HE3	9	1.92
(1,37)	1:A:104:ARG:CB	2:B:79:LYS:HG2	9	1.92
(1,37)	1:A:104:ARG:CB	2:B:79:LYS:HG3	9	1.92
(1,37)	1:A:104:ARG:CB	2:B:79:LYS:HZ1	9	1.92
(1,37)	1:A:104:ARG:CB	2:B:79:LYS:HZ2	9	1.92
(1,37)	1:A:104:ARG:CB	2:B:79:LYS:HZ3	9	1.92
(1,37)	1:A:104:ARG:CB	2:B:79:LYS:N	9	1.92

*Continued on next page...*

*Continued from previous page...*

Key	Atom-1	Atom-2	Model ID	Violation (Å)
(1,37)	1:A:104:ARG:CB	2:B:79:LYS:NZ	9	1.92
(1,37)	1:A:104:ARG:CB	2:B:79:LYS:O	9	1.92
(1,37)	1:A:104:ARG:CB	2:B:80:ILE:C	9	1.92
(1,37)	1:A:104:ARG:CB	2:B:80:ILE:CA	9	1.92
(1,37)	1:A:104:ARG:CB	2:B:80:ILE:CB	9	1.92
(1,37)	1:A:104:ARG:CB	2:B:80:ILE:CD1	9	1.92
(1,37)	1:A:104:ARG:CB	2:B:80:ILE:CG1	9	1.92
(1,37)	1:A:104:ARG:CB	2:B:80:ILE:CG2	9	1.92
(1,37)	1:A:104:ARG:CB	2:B:80:ILE:H	9	1.92
(1,37)	1:A:104:ARG:CB	2:B:80:ILE:HA	9	1.92
(1,37)	1:A:104:ARG:CB	2:B:80:ILE:HB	9	1.92
(1,37)	1:A:104:ARG:CB	2:B:80:ILE:HD11	9	1.92
(1,37)	1:A:104:ARG:CB	2:B:80:ILE:HD12	9	1.92
(1,37)	1:A:104:ARG:CB	2:B:80:ILE:HD13	9	1.92
(1,37)	1:A:104:ARG:CB	2:B:80:ILE:HG12	9	1.92
(1,37)	1:A:104:ARG:CB	2:B:80:ILE:HG13	9	1.92
(1,37)	1:A:104:ARG:CB	2:B:80:ILE:HG21	9	1.92
(1,37)	1:A:104:ARG:CB	2:B:80:ILE:HG22	9	1.92
(1,37)	1:A:104:ARG:CB	2:B:80:ILE:HG23	9	1.92
(1,37)	1:A:104:ARG:CB	2:B:80:ILE:N	9	1.92
(1,37)	1:A:104:ARG:CB	2:B:80:ILE:O	9	1.92
(1,37)	1:A:104:ARG:CB	2:B:84:GLN:C	9	1.92
(1,37)	1:A:104:ARG:CB	2:B:84:GLN:CA	9	1.92
(1,37)	1:A:104:ARG:CB	2:B:84:GLN:CB	9	1.92
(1,37)	1:A:104:ARG:CB	2:B:84:GLN:CD	9	1.92
(1,37)	1:A:104:ARG:CB	2:B:84:GLN:CG	9	1.92
(1,37)	1:A:104:ARG:CB	2:B:84:GLN:H	9	1.92
(1,37)	1:A:104:ARG:CB	2:B:84:GLN:HA	9	1.92
(1,37)	1:A:104:ARG:CB	2:B:84:GLN:HB2	9	1.92
(1,37)	1:A:104:ARG:CB	2:B:84:GLN:HB3	9	1.92
(1,37)	1:A:104:ARG:CB	2:B:84:GLN:HE21	9	1.92
(1,37)	1:A:104:ARG:CB	2:B:84:GLN:HE22	9	1.92
(1,37)	1:A:104:ARG:CB	2:B:84:GLN:HG2	9	1.92
(1,37)	1:A:104:ARG:CB	2:B:84:GLN:HG3	9	1.92
(1,37)	1:A:104:ARG:CB	2:B:84:GLN:N	9	1.92
(1,37)	1:A:104:ARG:CB	2:B:84:GLN:NE2	9	1.92
(1,37)	1:A:104:ARG:CB	2:B:84:GLN:O	9	1.92
(1,37)	1:A:104:ARG:CB	2:B:84:GLN:OE1	9	1.92
(1,37)	1:A:104:ARG:CB	2:B:97:THR:C	9	1.92
(1,37)	1:A:104:ARG:CB	2:B:97:THR:CA	9	1.92
(1,37)	1:A:104:ARG:CB	2:B:97:THR:CB	9	1.92
(1,37)	1:A:104:ARG:CB	2:B:97:THR:CG2	9	1.92

*Continued on next page...*

*Continued from previous page...*

Key	Atom-1	Atom-2	Model ID	Violation (Å)
(1,37)	1:A:104:ARG:CB	2:B:97:THR:H	9	1.92
(1,37)	1:A:104:ARG:CB	2:B:97:THR:HA	9	1.92
(1,37)	1:A:104:ARG:CB	2:B:97:THR:HB	9	1.92
(1,37)	1:A:104:ARG:CB	2:B:97:THR:HG1	9	1.92
(1,37)	1:A:104:ARG:CB	2:B:97:THR:HG21	9	1.92
(1,37)	1:A:104:ARG:CB	2:B:97:THR:HG22	9	1.92
(1,37)	1:A:104:ARG:CB	2:B:97:THR:HG23	9	1.92
(1,37)	1:A:104:ARG:CB	2:B:97:THR:N	9	1.92
(1,37)	1:A:104:ARG:CB	2:B:97:THR:O	9	1.92
(1,37)	1:A:104:ARG:CB	2:B:97:THR:OG1	9	1.92
(1,37)	1:A:104:ARG:CB	2:B:99:HIS:C	9	1.92
(1,37)	1:A:104:ARG:CB	2:B:99:HIS:CA	9	1.92
(1,37)	1:A:104:ARG:CB	2:B:99:HIS:CB	9	1.92
(1,37)	1:A:104:ARG:CB	2:B:99:HIS:CD2	9	1.92
(1,37)	1:A:104:ARG:CB	2:B:99:HIS:CE1	9	1.92
(1,37)	1:A:104:ARG:CB	2:B:99:HIS:CG	9	1.92
(1,37)	1:A:104:ARG:CB	2:B:99:HIS:H	9	1.92
(1,37)	1:A:104:ARG:CB	2:B:99:HIS:HA	9	1.92
(1,37)	1:A:104:ARG:CB	2:B:99:HIS:HB2	9	1.92
(1,37)	1:A:104:ARG:CB	2:B:99:HIS:HB3	9	1.92
(1,37)	1:A:104:ARG:CB	2:B:99:HIS:HD1	9	1.92
(1,37)	1:A:104:ARG:CB	2:B:99:HIS:HD2	9	1.92
(1,37)	1:A:104:ARG:CB	2:B:99:HIS:HE1	9	1.92
(1,37)	1:A:104:ARG:CB	2:B:99:HIS:HE2	9	1.92
(1,37)	1:A:104:ARG:CB	2:B:99:HIS:N	9	1.92
(1,37)	1:A:104:ARG:CB	2:B:99:HIS:ND1	9	1.92
(1,37)	1:A:104:ARG:CB	2:B:99:HIS:NE2	9	1.92
(1,37)	1:A:104:ARG:CB	2:B:99:HIS:O	9	1.92
(1,37)	1:A:104:ARG:CB	2:B:101:VAL:C	9	1.92
(1,37)	1:A:104:ARG:CB	2:B:101:VAL:CA	9	1.92
(1,37)	1:A:104:ARG:CB	2:B:101:VAL:CB	9	1.92
(1,37)	1:A:104:ARG:CB	2:B:101:VAL:CG1	9	1.92
(1,37)	1:A:104:ARG:CB	2:B:101:VAL:CG2	9	1.92
(1,37)	1:A:104:ARG:CB	2:B:101:VAL:H	9	1.92
(1,37)	1:A:104:ARG:CB	2:B:101:VAL:HA	9	1.92
(1,37)	1:A:104:ARG:CB	2:B:101:VAL:HB	9	1.92
(1,37)	1:A:104:ARG:CB	2:B:101:VAL:HG11	9	1.92
(1,37)	1:A:104:ARG:CB	2:B:101:VAL:HG12	9	1.92
(1,37)	1:A:104:ARG:CB	2:B:101:VAL:HG13	9	1.92
(1,37)	1:A:104:ARG:CB	2:B:101:VAL:HG21	9	1.92
(1,37)	1:A:104:ARG:CB	2:B:101:VAL:HG22	9	1.92
(1,37)	1:A:104:ARG:CB	2:B:101:VAL:HG23	9	1.92

*Continued on next page...*

*Continued from previous page...*

Key	Atom-1	Atom-2	Model ID	Violation (Å)
(1,37)	1:A:104:ARG:CB	2:B:101:VAL:N	9	1.92
(1,37)	1:A:104:ARG:CB	2:B:101:VAL:O	9	1.92
(1,37)	1:A:104:ARG:CD	2:B:75:ILE:C	9	1.92
(1,37)	1:A:104:ARG:CD	2:B:75:ILE:CA	9	1.92
(1,37)	1:A:104:ARG:CD	2:B:75:ILE:CB	9	1.92
(1,37)	1:A:104:ARG:CD	2:B:75:ILE:CD1	9	1.92
(1,37)	1:A:104:ARG:CD	2:B:75:ILE:CG1	9	1.92
(1,37)	1:A:104:ARG:CD	2:B:75:ILE:CG2	9	1.92
(1,37)	1:A:104:ARG:CD	2:B:75:ILE:H	9	1.92
(1,37)	1:A:104:ARG:CD	2:B:75:ILE:HA	9	1.92
(1,37)	1:A:104:ARG:CD	2:B:75:ILE:HB	9	1.92
(1,37)	1:A:104:ARG:CD	2:B:75:ILE:HD11	9	1.92
(1,37)	1:A:104:ARG:CD	2:B:75:ILE:HD12	9	1.92
(1,37)	1:A:104:ARG:CD	2:B:75:ILE:HD13	9	1.92
(1,37)	1:A:104:ARG:CD	2:B:75:ILE:HG12	9	1.92
(1,37)	1:A:104:ARG:CD	2:B:75:ILE:HG13	9	1.92
(1,37)	1:A:104:ARG:CD	2:B:75:ILE:HG21	9	1.92
(1,37)	1:A:104:ARG:CD	2:B:75:ILE:HG22	9	1.92
(1,37)	1:A:104:ARG:CD	2:B:75:ILE:HG23	9	1.92
(1,37)	1:A:104:ARG:CD	2:B:75:ILE:N	9	1.92
(1,37)	1:A:104:ARG:CD	2:B:75:ILE:O	9	1.92
(1,37)	1:A:104:ARG:CD	2:B:77:ALA:C	9	1.92
(1,37)	1:A:104:ARG:CD	2:B:77:ALA:CA	9	1.92
(1,37)	1:A:104:ARG:CD	2:B:77:ALA:CB	9	1.92
(1,37)	1:A:104:ARG:CD	2:B:77:ALA:H	9	1.92
(1,37)	1:A:104:ARG:CD	2:B:77:ALA:HA	9	1.92
(1,37)	1:A:104:ARG:CD	2:B:77:ALA:HB1	9	1.92
(1,37)	1:A:104:ARG:CD	2:B:77:ALA:HB2	9	1.92
(1,37)	1:A:104:ARG:CD	2:B:77:ALA:HB3	9	1.92
(1,37)	1:A:104:ARG:CD	2:B:77:ALA:N	9	1.92
(1,37)	1:A:104:ARG:CD	2:B:77:ALA:O	9	1.92
(1,37)	1:A:104:ARG:CD	2:B:78:GLY:C	9	1.92
(1,37)	1:A:104:ARG:CD	2:B:78:GLY:CA	9	1.92
(1,37)	1:A:104:ARG:CD	2:B:78:GLY:H	9	1.92
(1,37)	1:A:104:ARG:CD	2:B:78:GLY:HA2	9	1.92
(1,37)	1:A:104:ARG:CD	2:B:78:GLY:HA3	9	1.92
(1,37)	1:A:104:ARG:CD	2:B:78:GLY:N	9	1.92
(1,37)	1:A:104:ARG:CD	2:B:78:GLY:O	9	1.92
(1,37)	1:A:104:ARG:CD	2:B:79:LYS:C	9	1.92
(1,37)	1:A:104:ARG:CD	2:B:79:LYS:CA	9	1.92
(1,37)	1:A:104:ARG:CD	2:B:79:LYS:CB	9	1.92
(1,37)	1:A:104:ARG:CD	2:B:79:LYS:CD	9	1.92

*Continued on next page...*



*Continued from previous page...*

Key	Atom-1	Atom-2	Model ID	Violation (Å)
(1,37)	1:A:104:ARG:CD	2:B:79:LYS:CE	9	1.92
(1,37)	1:A:104:ARG:CD	2:B:79:LYS:CG	9	1.92
(1,37)	1:A:104:ARG:CD	2:B:79:LYS:H	9	1.92
(1,37)	1:A:104:ARG:CD	2:B:79:LYS:HA	9	1.92
(1,37)	1:A:104:ARG:CD	2:B:79:LYS:HB2	9	1.92
(1,37)	1:A:104:ARG:CD	2:B:79:LYS:HB3	9	1.92
(1,37)	1:A:104:ARG:CD	2:B:79:LYS:HD2	9	1.92
(1,37)	1:A:104:ARG:CD	2:B:79:LYS:HD3	9	1.92
(1,37)	1:A:104:ARG:CD	2:B:79:LYS:HE2	9	1.92
(1,37)	1:A:104:ARG:CD	2:B:79:LYS:HE3	9	1.92
(1,37)	1:A:104:ARG:CD	2:B:79:LYS:HG2	9	1.92
(1,37)	1:A:104:ARG:CD	2:B:79:LYS:HG3	9	1.92
(1,37)	1:A:104:ARG:CD	2:B:79:LYS:HZ1	9	1.92
(1,37)	1:A:104:ARG:CD	2:B:79:LYS:HZ2	9	1.92
(1,37)	1:A:104:ARG:CD	2:B:79:LYS:HZ3	9	1.92
(1,37)	1:A:104:ARG:CD	2:B:79:LYS:N	9	1.92
(1,37)	1:A:104:ARG:CD	2:B:79:LYS:NZ	9	1.92
(1,37)	1:A:104:ARG:CD	2:B:79:LYS:O	9	1.92
(1,37)	1:A:104:ARG:CD	2:B:80:ILE:C	9	1.92
(1,37)	1:A:104:ARG:CD	2:B:80:ILE:CA	9	1.92
(1,37)	1:A:104:ARG:CD	2:B:80:ILE:CB	9	1.92
(1,37)	1:A:104:ARG:CD	2:B:80:ILE:CD1	9	1.92
(1,37)	1:A:104:ARG:CD	2:B:80:ILE:CG1	9	1.92
(1,37)	1:A:104:ARG:CD	2:B:80:ILE:CG2	9	1.92
(1,37)	1:A:104:ARG:CD	2:B:80:ILE:H	9	1.92
(1,37)	1:A:104:ARG:CD	2:B:80:ILE:HA	9	1.92
(1,37)	1:A:104:ARG:CD	2:B:80:ILE:HB	9	1.92
(1,37)	1:A:104:ARG:CD	2:B:80:ILE:HD11	9	1.92
(1,37)	1:A:104:ARG:CD	2:B:80:ILE:HD12	9	1.92
(1,37)	1:A:104:ARG:CD	2:B:80:ILE:HD13	9	1.92
(1,37)	1:A:104:ARG:CD	2:B:80:ILE:HG12	9	1.92
(1,37)	1:A:104:ARG:CD	2:B:80:ILE:HG13	9	1.92
(1,37)	1:A:104:ARG:CD	2:B:80:ILE:HG21	9	1.92
(1,37)	1:A:104:ARG:CD	2:B:80:ILE:HG22	9	1.92
(1,37)	1:A:104:ARG:CD	2:B:80:ILE:HG23	9	1.92
(1,37)	1:A:104:ARG:CD	2:B:80:ILE:N	9	1.92
(1,37)	1:A:104:ARG:CD	2:B:80:ILE:O	9	1.92
(1,37)	1:A:104:ARG:CD	2:B:84:GLN:C	9	1.92
(1,37)	1:A:104:ARG:CD	2:B:84:GLN:CA	9	1.92
(1,37)	1:A:104:ARG:CD	2:B:84:GLN:CB	9	1.92
(1,37)	1:A:104:ARG:CD	2:B:84:GLN:CD	9	1.92
(1,37)	1:A:104:ARG:CD	2:B:84:GLN:CG	9	1.92

*Continued on next page...*

*Continued from previous page...*

Key	Atom-1	Atom-2	Model ID	Violation (Å)
(1,37)	1:A:104:ARG:CD	2:B:84:GLN:H	9	1.92
(1,37)	1:A:104:ARG:CD	2:B:84:GLN:HA	9	1.92
(1,37)	1:A:104:ARG:CD	2:B:84:GLN:HB2	9	1.92
(1,37)	1:A:104:ARG:CD	2:B:84:GLN:HB3	9	1.92
(1,37)	1:A:104:ARG:CD	2:B:84:GLN:HE21	9	1.92
(1,37)	1:A:104:ARG:CD	2:B:84:GLN:HE22	9	1.92
(1,37)	1:A:104:ARG:CD	2:B:84:GLN:HG2	9	1.92
(1,37)	1:A:104:ARG:CD	2:B:84:GLN:HG3	9	1.92
(1,37)	1:A:104:ARG:CD	2:B:84:GLN:N	9	1.92
(1,37)	1:A:104:ARG:CD	2:B:84:GLN:NE2	9	1.92
(1,37)	1:A:104:ARG:CD	2:B:84:GLN:O	9	1.92
(1,37)	1:A:104:ARG:CD	2:B:84:GLN:OE1	9	1.92
(1,37)	1:A:104:ARG:CD	2:B:97:THR:C	9	1.92
(1,37)	1:A:104:ARG:CD	2:B:97:THR:CA	9	1.92
(1,37)	1:A:104:ARG:CD	2:B:97:THR:CB	9	1.92
(1,37)	1:A:104:ARG:CD	2:B:97:THR:CG2	9	1.92
(1,37)	1:A:104:ARG:CD	2:B:97:THR:H	9	1.92
(1,37)	1:A:104:ARG:CD	2:B:97:THR:HA	9	1.92
(1,37)	1:A:104:ARG:CD	2:B:97:THR:HB	9	1.92
(1,37)	1:A:104:ARG:CD	2:B:97:THR:HG1	9	1.92
(1,37)	1:A:104:ARG:CD	2:B:97:THR:HG21	9	1.92
(1,37)	1:A:104:ARG:CD	2:B:97:THR:HG22	9	1.92
(1,37)	1:A:104:ARG:CD	2:B:97:THR:HG23	9	1.92
(1,37)	1:A:104:ARG:CD	2:B:97:THR:N	9	1.92
(1,37)	1:A:104:ARG:CD	2:B:97:THR:O	9	1.92
(1,37)	1:A:104:ARG:CD	2:B:97:THR:OG1	9	1.92
(1,37)	1:A:104:ARG:CD	2:B:99:HIS:C	9	1.92
(1,37)	1:A:104:ARG:CD	2:B:99:HIS:CA	9	1.92
(1,37)	1:A:104:ARG:CD	2:B:99:HIS:CB	9	1.92
(1,37)	1:A:104:ARG:CD	2:B:99:HIS:CD2	9	1.92
(1,37)	1:A:104:ARG:CD	2:B:99:HIS:CE1	9	1.92
(1,37)	1:A:104:ARG:CD	2:B:99:HIS:CG	9	1.92
(1,37)	1:A:104:ARG:CD	2:B:99:HIS:H	9	1.92
(1,37)	1:A:104:ARG:CD	2:B:99:HIS:HA	9	1.92
(1,37)	1:A:104:ARG:CD	2:B:99:HIS:HB2	9	1.92
(1,37)	1:A:104:ARG:CD	2:B:99:HIS:HB3	9	1.92
(1,37)	1:A:104:ARG:CD	2:B:99:HIS:HD1	9	1.92
(1,37)	1:A:104:ARG:CD	2:B:99:HIS:HD2	9	1.92
(1,37)	1:A:104:ARG:CD	2:B:99:HIS:HE1	9	1.92
(1,37)	1:A:104:ARG:CD	2:B:99:HIS:HE2	9	1.92
(1,37)	1:A:104:ARG:CD	2:B:99:HIS:N	9	1.92
(1,37)	1:A:104:ARG:CD	2:B:99:HIS:ND1	9	1.92

*Continued on next page...*

*Continued from previous page...*

Key	Atom-1	Atom-2	Model ID	Violation (Å)
(1,37)	1:A:104:ARG:CD	2:B:99:HIS:NE2	9	1.92
(1,37)	1:A:104:ARG:CD	2:B:99:HIS:O	9	1.92
(1,37)	1:A:104:ARG:CD	2:B:101:VAL:C	9	1.92
(1,37)	1:A:104:ARG:CD	2:B:101:VAL:CA	9	1.92
(1,37)	1:A:104:ARG:CD	2:B:101:VAL:CB	9	1.92
(1,37)	1:A:104:ARG:CD	2:B:101:VAL:CG1	9	1.92
(1,37)	1:A:104:ARG:CD	2:B:101:VAL:CG2	9	1.92
(1,37)	1:A:104:ARG:CD	2:B:101:VAL:H	9	1.92
(1,37)	1:A:104:ARG:CD	2:B:101:VAL:HA	9	1.92
(1,37)	1:A:104:ARG:CD	2:B:101:VAL:HB	9	1.92
(1,37)	1:A:104:ARG:CD	2:B:101:VAL:HG11	9	1.92
(1,37)	1:A:104:ARG:CD	2:B:101:VAL:HG12	9	1.92
(1,37)	1:A:104:ARG:CD	2:B:101:VAL:HG13	9	1.92
(1,37)	1:A:104:ARG:CD	2:B:101:VAL:HG21	9	1.92
(1,37)	1:A:104:ARG:CD	2:B:101:VAL:HG22	9	1.92
(1,37)	1:A:104:ARG:CD	2:B:101:VAL:HG23	9	1.92
(1,37)	1:A:104:ARG:CD	2:B:101:VAL:N	9	1.92
(1,37)	1:A:104:ARG:CD	2:B:101:VAL:O	9	1.92
(1,37)	1:A:104:ARG:CG	2:B:75:ILE:C	9	1.92
(1,37)	1:A:104:ARG:CG	2:B:75:ILE:CA	9	1.92
(1,37)	1:A:104:ARG:CG	2:B:75:ILE:CB	9	1.92
(1,37)	1:A:104:ARG:CG	2:B:75:ILE:CD1	9	1.92
(1,37)	1:A:104:ARG:CG	2:B:75:ILE:CG1	9	1.92
(1,37)	1:A:104:ARG:CG	2:B:75:ILE:CG2	9	1.92
(1,37)	1:A:104:ARG:CG	2:B:75:ILE:H	9	1.92
(1,37)	1:A:104:ARG:CG	2:B:75:ILE:HA	9	1.92
(1,37)	1:A:104:ARG:CG	2:B:75:ILE:HB	9	1.92
(1,37)	1:A:104:ARG:CG	2:B:75:ILE:HD11	9	1.92
(1,37)	1:A:104:ARG:CG	2:B:75:ILE:HD12	9	1.92
(1,37)	1:A:104:ARG:CG	2:B:75:ILE:HD13	9	1.92
(1,37)	1:A:104:ARG:CG	2:B:75:ILE:HG12	9	1.92
(1,37)	1:A:104:ARG:CG	2:B:75:ILE:HG13	9	1.92
(1,37)	1:A:104:ARG:CG	2:B:75:ILE:HG21	9	1.92
(1,37)	1:A:104:ARG:CG	2:B:75:ILE:HG22	9	1.92
(1,37)	1:A:104:ARG:CG	2:B:75:ILE:HG23	9	1.92
(1,37)	1:A:104:ARG:CG	2:B:75:ILE:N	9	1.92
(1,37)	1:A:104:ARG:CG	2:B:75:ILE:O	9	1.92
(1,37)	1:A:104:ARG:CG	2:B:77:ALA:C	9	1.92
(1,37)	1:A:104:ARG:CG	2:B:77:ALA:CA	9	1.92
(1,37)	1:A:104:ARG:CG	2:B:77:ALA:CB	9	1.92
(1,37)	1:A:104:ARG:CG	2:B:77:ALA:H	9	1.92
(1,37)	1:A:104:ARG:CG	2:B:77:ALA:HA	9	1.92

*Continued on next page...*

*Continued from previous page...*

Key	Atom-1	Atom-2	Model ID	Violation (Å)
(1,37)	1:A:104:ARG:CG	2:B:77:ALA:HB1	9	1.92
(1,37)	1:A:104:ARG:CG	2:B:77:ALA:HB2	9	1.92
(1,37)	1:A:104:ARG:CG	2:B:77:ALA:HB3	9	1.92
(1,37)	1:A:104:ARG:CG	2:B:77:ALA:N	9	1.92
(1,37)	1:A:104:ARG:CG	2:B:77:ALA:O	9	1.92
(1,37)	1:A:104:ARG:CG	2:B:78:GLY:C	9	1.92
(1,37)	1:A:104:ARG:CG	2:B:78:GLY:CA	9	1.92
(1,37)	1:A:104:ARG:CG	2:B:78:GLY:H	9	1.92
(1,37)	1:A:104:ARG:CG	2:B:78:GLY:HA2	9	1.92
(1,37)	1:A:104:ARG:CG	2:B:78:GLY:HA3	9	1.92
(1,37)	1:A:104:ARG:CG	2:B:78:GLY:N	9	1.92
(1,37)	1:A:104:ARG:CG	2:B:78:GLY:O	9	1.92
(1,37)	1:A:104:ARG:CG	2:B:79:LYS:C	9	1.92
(1,37)	1:A:104:ARG:CG	2:B:79:LYS:CA	9	1.92
(1,37)	1:A:104:ARG:CG	2:B:79:LYS:CB	9	1.92
(1,37)	1:A:104:ARG:CG	2:B:79:LYS:CD	9	1.92
(1,37)	1:A:104:ARG:CG	2:B:79:LYS:CE	9	1.92
(1,37)	1:A:104:ARG:CG	2:B:79:LYS:CG	9	1.92
(1,37)	1:A:104:ARG:CG	2:B:79:LYS:H	9	1.92
(1,37)	1:A:104:ARG:CG	2:B:79:LYS:HA	9	1.92
(1,37)	1:A:104:ARG:CG	2:B:79:LYS:HB2	9	1.92
(1,37)	1:A:104:ARG:CG	2:B:79:LYS:HB3	9	1.92
(1,37)	1:A:104:ARG:CG	2:B:79:LYS:HD2	9	1.92
(1,37)	1:A:104:ARG:CG	2:B:79:LYS:HD3	9	1.92
(1,37)	1:A:104:ARG:CG	2:B:79:LYS:HE2	9	1.92
(1,37)	1:A:104:ARG:CG	2:B:79:LYS:HE3	9	1.92
(1,37)	1:A:104:ARG:CG	2:B:79:LYS:HG2	9	1.92
(1,37)	1:A:104:ARG:CG	2:B:79:LYS:HG3	9	1.92
(1,37)	1:A:104:ARG:CG	2:B:79:LYS:HZ1	9	1.92
(1,37)	1:A:104:ARG:CG	2:B:79:LYS:HZ2	9	1.92
(1,37)	1:A:104:ARG:CG	2:B:79:LYS:HZ3	9	1.92
(1,37)	1:A:104:ARG:CG	2:B:79:LYS:N	9	1.92
(1,37)	1:A:104:ARG:CG	2:B:79:LYS:NZ	9	1.92
(1,37)	1:A:104:ARG:CG	2:B:79:LYS:O	9	1.92
(1,37)	1:A:104:ARG:CG	2:B:80:ILE:C	9	1.92
(1,37)	1:A:104:ARG:CG	2:B:80:ILE:CA	9	1.92
(1,37)	1:A:104:ARG:CG	2:B:80:ILE:CB	9	1.92
(1,37)	1:A:104:ARG:CG	2:B:80:ILE:CD1	9	1.92
(1,37)	1:A:104:ARG:CG	2:B:80:ILE:CG1	9	1.92
(1,37)	1:A:104:ARG:CG	2:B:80:ILE:CG2	9	1.92
(1,37)	1:A:104:ARG:CG	2:B:80:ILE:H	9	1.92
(1,37)	1:A:104:ARG:CG	2:B:80:ILE:HA	9	1.92

*Continued on next page...*

*Continued from previous page...*

Key	Atom-1	Atom-2	Model ID	Violation (Å)
(1,37)	1:A:104:ARG:CG	2:B:80:ILE:HB	9	1.92
(1,37)	1:A:104:ARG:CG	2:B:80:ILE:HD11	9	1.92
(1,37)	1:A:104:ARG:CG	2:B:80:ILE:HD12	9	1.92
(1,37)	1:A:104:ARG:CG	2:B:80:ILE:HD13	9	1.92
(1,37)	1:A:104:ARG:CG	2:B:80:ILE:HG12	9	1.92
(1,37)	1:A:104:ARG:CG	2:B:80:ILE:HG13	9	1.92
(1,37)	1:A:104:ARG:CG	2:B:80:ILE:HG21	9	1.92
(1,37)	1:A:104:ARG:CG	2:B:80:ILE:HG22	9	1.92
(1,37)	1:A:104:ARG:CG	2:B:80:ILE:HG23	9	1.92
(1,37)	1:A:104:ARG:CG	2:B:80:ILE:N	9	1.92
(1,37)	1:A:104:ARG:CG	2:B:80:ILE:O	9	1.92
(1,37)	1:A:104:ARG:CG	2:B:84:GLN:C	9	1.92
(1,37)	1:A:104:ARG:CG	2:B:84:GLN:CA	9	1.92
(1,37)	1:A:104:ARG:CG	2:B:84:GLN:CB	9	1.92
(1,37)	1:A:104:ARG:CG	2:B:84:GLN:CD	9	1.92
(1,37)	1:A:104:ARG:CG	2:B:84:GLN:CG	9	1.92
(1,37)	1:A:104:ARG:CG	2:B:84:GLN:H	9	1.92
(1,37)	1:A:104:ARG:CG	2:B:84:GLN:HA	9	1.92
(1,37)	1:A:104:ARG:CG	2:B:84:GLN:HB2	9	1.92
(1,37)	1:A:104:ARG:CG	2:B:84:GLN:HB3	9	1.92
(1,37)	1:A:104:ARG:CG	2:B:84:GLN:HE21	9	1.92
(1,37)	1:A:104:ARG:CG	2:B:84:GLN:HE22	9	1.92
(1,37)	1:A:104:ARG:CG	2:B:84:GLN:HG2	9	1.92
(1,37)	1:A:104:ARG:CG	2:B:84:GLN:HG3	9	1.92
(1,37)	1:A:104:ARG:CG	2:B:84:GLN:N	9	1.92
(1,37)	1:A:104:ARG:CG	2:B:84:GLN:NE2	9	1.92
(1,37)	1:A:104:ARG:CG	2:B:84:GLN:O	9	1.92
(1,37)	1:A:104:ARG:CG	2:B:84:GLN:OE1	9	1.92
(1,37)	1:A:104:ARG:CG	2:B:97:THR:C	9	1.92
(1,37)	1:A:104:ARG:CG	2:B:97:THR:CA	9	1.92
(1,37)	1:A:104:ARG:CG	2:B:97:THR:CB	9	1.92
(1,37)	1:A:104:ARG:CG	2:B:97:THR:CG2	9	1.92
(1,37)	1:A:104:ARG:CG	2:B:97:THR:H	9	1.92
(1,37)	1:A:104:ARG:CG	2:B:97:THR:HA	9	1.92
(1,37)	1:A:104:ARG:CG	2:B:97:THR:HB	9	1.92
(1,37)	1:A:104:ARG:CG	2:B:97:THR:HG1	9	1.92
(1,37)	1:A:104:ARG:CG	2:B:97:THR:HG21	9	1.92
(1,37)	1:A:104:ARG:CG	2:B:97:THR:HG22	9	1.92
(1,37)	1:A:104:ARG:CG	2:B:97:THR:HG23	9	1.92
(1,37)	1:A:104:ARG:CG	2:B:97:THR:N	9	1.92
(1,37)	1:A:104:ARG:CG	2:B:97:THR:O	9	1.92
(1,37)	1:A:104:ARG:CG	2:B:97:THR:OG1	9	1.92

*Continued on next page...*

*Continued from previous page...*

Key	Atom-1	Atom-2	Model ID	Violation (Å)
(1,37)	1:A:104:ARG:CG	2:B:99:HIS:C	9	1.92
(1,37)	1:A:104:ARG:CG	2:B:99:HIS:CA	9	1.92
(1,37)	1:A:104:ARG:CG	2:B:99:HIS:CB	9	1.92
(1,37)	1:A:104:ARG:CG	2:B:99:HIS:CD2	9	1.92
(1,37)	1:A:104:ARG:CG	2:B:99:HIS:CE1	9	1.92
(1,37)	1:A:104:ARG:CG	2:B:99:HIS:CG	9	1.92
(1,37)	1:A:104:ARG:CG	2:B:99:HIS:H	9	1.92
(1,37)	1:A:104:ARG:CG	2:B:99:HIS:HA	9	1.92
(1,37)	1:A:104:ARG:CG	2:B:99:HIS:HB2	9	1.92
(1,37)	1:A:104:ARG:CG	2:B:99:HIS:HB3	9	1.92
(1,37)	1:A:104:ARG:CG	2:B:99:HIS:HD1	9	1.92
(1,37)	1:A:104:ARG:CG	2:B:99:HIS:HD2	9	1.92
(1,37)	1:A:104:ARG:CG	2:B:99:HIS:HE1	9	1.92
(1,37)	1:A:104:ARG:CG	2:B:99:HIS:HE2	9	1.92
(1,37)	1:A:104:ARG:CG	2:B:99:HIS:N	9	1.92
(1,37)	1:A:104:ARG:CG	2:B:99:HIS:ND1	9	1.92
(1,37)	1:A:104:ARG:CG	2:B:99:HIS:NE2	9	1.92
(1,37)	1:A:104:ARG:CG	2:B:99:HIS:O	9	1.92
(1,37)	1:A:104:ARG:CG	2:B:101:VAL:C	9	1.92
(1,37)	1:A:104:ARG:CG	2:B:101:VAL:CA	9	1.92
(1,37)	1:A:104:ARG:CG	2:B:101:VAL:CB	9	1.92
(1,37)	1:A:104:ARG:CG	2:B:101:VAL:CG1	9	1.92
(1,37)	1:A:104:ARG:CG	2:B:101:VAL:CG2	9	1.92
(1,37)	1:A:104:ARG:CG	2:B:101:VAL:H	9	1.92
(1,37)	1:A:104:ARG:CG	2:B:101:VAL:HA	9	1.92
(1,37)	1:A:104:ARG:CG	2:B:101:VAL:HB	9	1.92
(1,37)	1:A:104:ARG:CG	2:B:101:VAL:HG11	9	1.92
(1,37)	1:A:104:ARG:CG	2:B:101:VAL:HG12	9	1.92
(1,37)	1:A:104:ARG:CG	2:B:101:VAL:HG13	9	1.92
(1,37)	1:A:104:ARG:CG	2:B:101:VAL:HG21	9	1.92
(1,37)	1:A:104:ARG:CG	2:B:101:VAL:HG22	9	1.92
(1,37)	1:A:104:ARG:CG	2:B:101:VAL:HG23	9	1.92
(1,37)	1:A:104:ARG:CG	2:B:101:VAL:N	9	1.92
(1,37)	1:A:104:ARG:CG	2:B:101:VAL:O	9	1.92
(1,37)	1:A:104:ARG:CZ	2:B:75:ILE:C	9	1.92
(1,37)	1:A:104:ARG:CZ	2:B:75:ILE:CA	9	1.92
(1,37)	1:A:104:ARG:CZ	2:B:75:ILE:CB	9	1.92
(1,37)	1:A:104:ARG:CZ	2:B:75:ILE:CD1	9	1.92
(1,37)	1:A:104:ARG:CZ	2:B:75:ILE:CG1	9	1.92
(1,37)	1:A:104:ARG:CZ	2:B:75:ILE:CG2	9	1.92
(1,37)	1:A:104:ARG:CZ	2:B:75:ILE:H	9	1.92
(1,37)	1:A:104:ARG:CZ	2:B:75:ILE:HA	9	1.92

*Continued on next page...*

*Continued from previous page...*

Key	Atom-1	Atom-2	Model ID	Violation (Å)
(1,37)	1:A:104:ARG:CZ	2:B:75:ILE:HB	9	1.92
(1,37)	1:A:104:ARG:CZ	2:B:75:ILE:HD11	9	1.92
(1,37)	1:A:104:ARG:CZ	2:B:75:ILE:HD12	9	1.92
(1,37)	1:A:104:ARG:CZ	2:B:75:ILE:HD13	9	1.92
(1,37)	1:A:104:ARG:CZ	2:B:75:ILE:HG12	9	1.92
(1,37)	1:A:104:ARG:CZ	2:B:75:ILE:HG13	9	1.92
(1,37)	1:A:104:ARG:CZ	2:B:75:ILE:HG21	9	1.92
(1,37)	1:A:104:ARG:CZ	2:B:75:ILE:HG22	9	1.92
(1,37)	1:A:104:ARG:CZ	2:B:75:ILE:HG23	9	1.92
(1,37)	1:A:104:ARG:CZ	2:B:75:ILE:N	9	1.92
(1,37)	1:A:104:ARG:CZ	2:B:75:ILE:O	9	1.92
(1,37)	1:A:104:ARG:CZ	2:B:77:ALA:C	9	1.92
(1,37)	1:A:104:ARG:CZ	2:B:77:ALA:CA	9	1.92
(1,37)	1:A:104:ARG:CZ	2:B:77:ALA:CB	9	1.92
(1,37)	1:A:104:ARG:CZ	2:B:77:ALA:H	9	1.92
(1,37)	1:A:104:ARG:CZ	2:B:77:ALA:HA	9	1.92
(1,37)	1:A:104:ARG:CZ	2:B:77:ALA:HB1	9	1.92
(1,37)	1:A:104:ARG:CZ	2:B:77:ALA:HB2	9	1.92
(1,37)	1:A:104:ARG:CZ	2:B:77:ALA:HB3	9	1.92
(1,37)	1:A:104:ARG:CZ	2:B:77:ALA:N	9	1.92
(1,37)	1:A:104:ARG:CZ	2:B:77:ALA:O	9	1.92
(1,37)	1:A:104:ARG:CZ	2:B:78:GLY:C	9	1.92
(1,37)	1:A:104:ARG:CZ	2:B:78:GLY:CA	9	1.92
(1,37)	1:A:104:ARG:CZ	2:B:78:GLY:H	9	1.92
(1,37)	1:A:104:ARG:CZ	2:B:78:GLY:HA2	9	1.92
(1,37)	1:A:104:ARG:CZ	2:B:78:GLY:HA3	9	1.92
(1,37)	1:A:104:ARG:CZ	2:B:78:GLY:N	9	1.92
(1,37)	1:A:104:ARG:CZ	2:B:78:GLY:O	9	1.92
(1,37)	1:A:104:ARG:CZ	2:B:79:LYS:C	9	1.92
(1,37)	1:A:104:ARG:CZ	2:B:79:LYS:CA	9	1.92
(1,37)	1:A:104:ARG:CZ	2:B:79:LYS:CB	9	1.92
(1,37)	1:A:104:ARG:CZ	2:B:79:LYS:CD	9	1.92
(1,37)	1:A:104:ARG:CZ	2:B:79:LYS:CE	9	1.92
(1,37)	1:A:104:ARG:CZ	2:B:79:LYS:CG	9	1.92
(1,37)	1:A:104:ARG:CZ	2:B:79:LYS:H	9	1.92
(1,37)	1:A:104:ARG:CZ	2:B:79:LYS:HA	9	1.92
(1,37)	1:A:104:ARG:CZ	2:B:79:LYS:HB2	9	1.92
(1,37)	1:A:104:ARG:CZ	2:B:79:LYS:HB3	9	1.92
(1,37)	1:A:104:ARG:CZ	2:B:79:LYS:HD2	9	1.92
(1,37)	1:A:104:ARG:CZ	2:B:79:LYS:HD3	9	1.92
(1,37)	1:A:104:ARG:CZ	2:B:79:LYS:HE2	9	1.92
(1,37)	1:A:104:ARG:CZ	2:B:79:LYS:HE3	9	1.92

*Continued on next page...*

*Continued from previous page...*

Key	Atom-1	Atom-2	Model ID	Violation (Å)
(1,37)	1:A:104:ARG:CZ	2:B:79:LYS:HG2	9	1.92
(1,37)	1:A:104:ARG:CZ	2:B:79:LYS:HG3	9	1.92
(1,37)	1:A:104:ARG:CZ	2:B:79:LYS:HZ1	9	1.92
(1,37)	1:A:104:ARG:CZ	2:B:79:LYS:HZ2	9	1.92
(1,37)	1:A:104:ARG:CZ	2:B:79:LYS:HZ3	9	1.92
(1,37)	1:A:104:ARG:CZ	2:B:79:LYS:N	9	1.92
(1,37)	1:A:104:ARG:CZ	2:B:79:LYS:NZ	9	1.92
(1,37)	1:A:104:ARG:CZ	2:B:79:LYS:O	9	1.92
(1,37)	1:A:104:ARG:CZ	2:B:80:ILE:C	9	1.92
(1,37)	1:A:104:ARG:CZ	2:B:80:ILE:CA	9	1.92
(1,37)	1:A:104:ARG:CZ	2:B:80:ILE:CB	9	1.92
(1,37)	1:A:104:ARG:CZ	2:B:80:ILE:CD1	9	1.92
(1,37)	1:A:104:ARG:CZ	2:B:80:ILE:CG1	9	1.92
(1,37)	1:A:104:ARG:CZ	2:B:80:ILE:CG2	9	1.92
(1,37)	1:A:104:ARG:CZ	2:B:80:ILE:H	9	1.92
(1,37)	1:A:104:ARG:CZ	2:B:80:ILE:HA	9	1.92
(1,37)	1:A:104:ARG:CZ	2:B:80:ILE:HB	9	1.92
(1,37)	1:A:104:ARG:CZ	2:B:80:ILE:HD11	9	1.92
(1,37)	1:A:104:ARG:CZ	2:B:80:ILE:HD12	9	1.92
(1,37)	1:A:104:ARG:CZ	2:B:80:ILE:HD13	9	1.92
(1,37)	1:A:104:ARG:CZ	2:B:80:ILE:HG12	9	1.92
(1,37)	1:A:104:ARG:CZ	2:B:80:ILE:HG13	9	1.92
(1,37)	1:A:104:ARG:CZ	2:B:80:ILE:HG21	9	1.92
(1,37)	1:A:104:ARG:CZ	2:B:80:ILE:HG22	9	1.92
(1,37)	1:A:104:ARG:CZ	2:B:80:ILE:HG23	9	1.92
(1,37)	1:A:104:ARG:CZ	2:B:80:ILE:N	9	1.92
(1,37)	1:A:104:ARG:CZ	2:B:80:ILE:O	9	1.92
(1,37)	1:A:104:ARG:CZ	2:B:84:GLN:C	9	1.92
(1,37)	1:A:104:ARG:CZ	2:B:84:GLN:CA	9	1.92
(1,37)	1:A:104:ARG:CZ	2:B:84:GLN:CB	9	1.92
(1,37)	1:A:104:ARG:CZ	2:B:84:GLN:CD	9	1.92
(1,37)	1:A:104:ARG:CZ	2:B:84:GLN:CG	9	1.92
(1,37)	1:A:104:ARG:CZ	2:B:84:GLN:H	9	1.92
(1,37)	1:A:104:ARG:CZ	2:B:84:GLN:HA	9	1.92
(1,37)	1:A:104:ARG:CZ	2:B:84:GLN:HB2	9	1.92
(1,37)	1:A:104:ARG:CZ	2:B:84:GLN:HB3	9	1.92
(1,37)	1:A:104:ARG:CZ	2:B:84:GLN:HE21	9	1.92
(1,37)	1:A:104:ARG:CZ	2:B:84:GLN:HE22	9	1.92
(1,37)	1:A:104:ARG:CZ	2:B:84:GLN:HG2	9	1.92
(1,37)	1:A:104:ARG:CZ	2:B:84:GLN:HG3	9	1.92
(1,37)	1:A:104:ARG:CZ	2:B:84:GLN:N	9	1.92
(1,37)	1:A:104:ARG:CZ	2:B:84:GLN:NE2	9	1.92

*Continued on next page...*



*Continued from previous page...*

Key	Atom-1	Atom-2	Model ID	Violation (Å)
(1,37)	1:A:104:ARG:CZ	2:B:84:GLN:O	9	1.92
(1,37)	1:A:104:ARG:CZ	2:B:84:GLN:OE1	9	1.92
(1,37)	1:A:104:ARG:CZ	2:B:97:THR:C	9	1.92
(1,37)	1:A:104:ARG:CZ	2:B:97:THR:CA	9	1.92
(1,37)	1:A:104:ARG:CZ	2:B:97:THR:CB	9	1.92
(1,37)	1:A:104:ARG:CZ	2:B:97:THR:CG2	9	1.92
(1,37)	1:A:104:ARG:CZ	2:B:97:THR:H	9	1.92
(1,37)	1:A:104:ARG:CZ	2:B:97:THR:HA	9	1.92
(1,37)	1:A:104:ARG:CZ	2:B:97:THR:HB	9	1.92
(1,37)	1:A:104:ARG:CZ	2:B:97:THR:HG1	9	1.92
(1,37)	1:A:104:ARG:CZ	2:B:97:THR:HG21	9	1.92
(1,37)	1:A:104:ARG:CZ	2:B:97:THR:HG22	9	1.92
(1,37)	1:A:104:ARG:CZ	2:B:97:THR:HG23	9	1.92
(1,37)	1:A:104:ARG:CZ	2:B:97:THR:N	9	1.92
(1,37)	1:A:104:ARG:CZ	2:B:97:THR:O	9	1.92
(1,37)	1:A:104:ARG:CZ	2:B:97:THR:OG1	9	1.92
(1,37)	1:A:104:ARG:CZ	2:B:99:HIS:C	9	1.92
(1,37)	1:A:104:ARG:CZ	2:B:99:HIS:CA	9	1.92
(1,37)	1:A:104:ARG:CZ	2:B:99:HIS:CB	9	1.92
(1,37)	1:A:104:ARG:CZ	2:B:99:HIS:CD2	9	1.92
(1,37)	1:A:104:ARG:CZ	2:B:99:HIS:CE1	9	1.92
(1,37)	1:A:104:ARG:CZ	2:B:99:HIS:CG	9	1.92
(1,37)	1:A:104:ARG:CZ	2:B:99:HIS:H	9	1.92
(1,37)	1:A:104:ARG:CZ	2:B:99:HIS:HA	9	1.92
(1,37)	1:A:104:ARG:CZ	2:B:99:HIS:HB2	9	1.92
(1,37)	1:A:104:ARG:CZ	2:B:99:HIS:HB3	9	1.92
(1,37)	1:A:104:ARG:CZ	2:B:99:HIS:HD1	9	1.92
(1,37)	1:A:104:ARG:CZ	2:B:99:HIS:HD2	9	1.92
(1,37)	1:A:104:ARG:CZ	2:B:99:HIS:HE1	9	1.92
(1,37)	1:A:104:ARG:CZ	2:B:99:HIS:HE2	9	1.92
(1,37)	1:A:104:ARG:CZ	2:B:99:HIS:N	9	1.92
(1,37)	1:A:104:ARG:CZ	2:B:99:HIS:ND1	9	1.92
(1,37)	1:A:104:ARG:CZ	2:B:99:HIS:NE2	9	1.92
(1,37)	1:A:104:ARG:CZ	2:B:99:HIS:O	9	1.92
(1,37)	1:A:104:ARG:CZ	2:B:101:VAL:C	9	1.92
(1,37)	1:A:104:ARG:CZ	2:B:101:VAL:CA	9	1.92
(1,37)	1:A:104:ARG:CZ	2:B:101:VAL:CB	9	1.92
(1,37)	1:A:104:ARG:CZ	2:B:101:VAL:CG1	9	1.92
(1,37)	1:A:104:ARG:CZ	2:B:101:VAL:CG2	9	1.92
(1,37)	1:A:104:ARG:CZ	2:B:101:VAL:H	9	1.92
(1,37)	1:A:104:ARG:CZ	2:B:101:VAL:HA	9	1.92
(1,37)	1:A:104:ARG:CZ	2:B:101:VAL:HB	9	1.92

*Continued on next page...*

*Continued from previous page...*

Key	Atom-1	Atom-2	Model ID	Violation (Å)
(1,37)	1:A:104:ARG:CZ	2:B:101:VAL:HG11	9	1.92
(1,37)	1:A:104:ARG:CZ	2:B:101:VAL:HG12	9	1.92
(1,37)	1:A:104:ARG:CZ	2:B:101:VAL:HG13	9	1.92
(1,37)	1:A:104:ARG:CZ	2:B:101:VAL:HG21	9	1.92
(1,37)	1:A:104:ARG:CZ	2:B:101:VAL:HG22	9	1.92
(1,37)	1:A:104:ARG:CZ	2:B:101:VAL:HG23	9	1.92
(1,37)	1:A:104:ARG:CZ	2:B:101:VAL:N	9	1.92
(1,37)	1:A:104:ARG:CZ	2:B:101:VAL:O	9	1.92
(1,37)	1:A:104:ARG:H	2:B:75:ILE:C	9	1.92
(1,37)	1:A:104:ARG:H	2:B:75:ILE:CA	9	1.92
(1,37)	1:A:104:ARG:H	2:B:75:ILE:CB	9	1.92
(1,37)	1:A:104:ARG:H	2:B:75:ILE:CD1	9	1.92
(1,37)	1:A:104:ARG:H	2:B:75:ILE:CG1	9	1.92
(1,37)	1:A:104:ARG:H	2:B:75:ILE:CG2	9	1.92
(1,37)	1:A:104:ARG:H	2:B:75:ILE:H	9	1.92
(1,37)	1:A:104:ARG:H	2:B:75:ILE:HA	9	1.92
(1,37)	1:A:104:ARG:H	2:B:75:ILE:HB	9	1.92
(1,37)	1:A:104:ARG:H	2:B:75:ILE:HD11	9	1.92
(1,37)	1:A:104:ARG:H	2:B:75:ILE:HD12	9	1.92
(1,37)	1:A:104:ARG:H	2:B:75:ILE:HD13	9	1.92
(1,37)	1:A:104:ARG:H	2:B:75:ILE:HG12	9	1.92
(1,37)	1:A:104:ARG:H	2:B:75:ILE:HG13	9	1.92
(1,37)	1:A:104:ARG:H	2:B:75:ILE:HG21	9	1.92
(1,37)	1:A:104:ARG:H	2:B:75:ILE:HG22	9	1.92
(1,37)	1:A:104:ARG:H	2:B:75:ILE:HG23	9	1.92
(1,37)	1:A:104:ARG:H	2:B:75:ILE:N	9	1.92
(1,37)	1:A:104:ARG:H	2:B:75:ILE:O	9	1.92
(1,37)	1:A:104:ARG:H	2:B:77:ALA:C	9	1.92
(1,37)	1:A:104:ARG:H	2:B:77:ALA:CA	9	1.92
(1,37)	1:A:104:ARG:H	2:B:77:ALA:CB	9	1.92
(1,37)	1:A:104:ARG:H	2:B:77:ALA:H	9	1.92
(1,37)	1:A:104:ARG:H	2:B:77:ALA:HA	9	1.92
(1,37)	1:A:104:ARG:H	2:B:77:ALA:HB1	9	1.92
(1,37)	1:A:104:ARG:H	2:B:77:ALA:HB2	9	1.92
(1,37)	1:A:104:ARG:H	2:B:77:ALA:HB3	9	1.92
(1,37)	1:A:104:ARG:H	2:B:77:ALA:N	9	1.92
(1,37)	1:A:104:ARG:H	2:B:77:ALA:O	9	1.92
(1,37)	1:A:104:ARG:H	2:B:78:GLY:C	9	1.92
(1,37)	1:A:104:ARG:H	2:B:78:GLY:CA	9	1.92
(1,37)	1:A:104:ARG:H	2:B:78:GLY:H	9	1.92
(1,37)	1:A:104:ARG:H	2:B:78:GLY:HA2	9	1.92
(1,37)	1:A:104:ARG:H	2:B:78:GLY:HA3	9	1.92

*Continued on next page...*

*Continued from previous page...*

Key	Atom-1	Atom-2	Model ID	Violation (Å)
(1,37)	1:A:104:ARG:H	2:B:78:GLY:N	9	1.92
(1,37)	1:A:104:ARG:H	2:B:78:GLY:O	9	1.92
(1,37)	1:A:104:ARG:H	2:B:79:LYS:C	9	1.92
(1,37)	1:A:104:ARG:H	2:B:79:LYS:CA	9	1.92
(1,37)	1:A:104:ARG:H	2:B:79:LYS:CB	9	1.92
(1,37)	1:A:104:ARG:H	2:B:79:LYS:CD	9	1.92
(1,37)	1:A:104:ARG:H	2:B:79:LYS:CE	9	1.92
(1,37)	1:A:104:ARG:H	2:B:79:LYS:CG	9	1.92
(1,37)	1:A:104:ARG:H	2:B:79:LYS:H	9	1.92
(1,37)	1:A:104:ARG:H	2:B:79:LYS:HA	9	1.92
(1,37)	1:A:104:ARG:H	2:B:79:LYS:HB2	9	1.92
(1,37)	1:A:104:ARG:H	2:B:79:LYS:HB3	9	1.92
(1,37)	1:A:104:ARG:H	2:B:79:LYS:HD2	9	1.92
(1,37)	1:A:104:ARG:H	2:B:79:LYS:HD3	9	1.92
(1,37)	1:A:104:ARG:H	2:B:79:LYS:HE2	9	1.92
(1,37)	1:A:104:ARG:H	2:B:79:LYS:HE3	9	1.92
(1,37)	1:A:104:ARG:H	2:B:79:LYS:HG2	9	1.92
(1,37)	1:A:104:ARG:H	2:B:79:LYS:HG3	9	1.92
(1,37)	1:A:104:ARG:H	2:B:79:LYS:HZ1	9	1.92
(1,37)	1:A:104:ARG:H	2:B:79:LYS:HZ2	9	1.92
(1,37)	1:A:104:ARG:H	2:B:79:LYS:HZ3	9	1.92
(1,37)	1:A:104:ARG:H	2:B:79:LYS:N	9	1.92
(1,37)	1:A:104:ARG:H	2:B:79:LYS:NZ	9	1.92
(1,37)	1:A:104:ARG:H	2:B:79:LYS:O	9	1.92
(1,37)	1:A:104:ARG:H	2:B:80:ILE:C	9	1.92
(1,37)	1:A:104:ARG:H	2:B:80:ILE:CA	9	1.92
(1,37)	1:A:104:ARG:H	2:B:80:ILE:CB	9	1.92
(1,37)	1:A:104:ARG:H	2:B:80:ILE:CD1	9	1.92
(1,37)	1:A:104:ARG:H	2:B:80:ILE:CG1	9	1.92
(1,37)	1:A:104:ARG:H	2:B:80:ILE:CG2	9	1.92
(1,37)	1:A:104:ARG:H	2:B:80:ILE:H	9	1.92
(1,37)	1:A:104:ARG:H	2:B:80:ILE:HA	9	1.92
(1,37)	1:A:104:ARG:H	2:B:80:ILE:HB	9	1.92
(1,37)	1:A:104:ARG:H	2:B:80:ILE:HD11	9	1.92
(1,37)	1:A:104:ARG:H	2:B:80:ILE:HD12	9	1.92
(1,37)	1:A:104:ARG:H	2:B:80:ILE:HD13	9	1.92
(1,37)	1:A:104:ARG:H	2:B:80:ILE:HG12	9	1.92
(1,37)	1:A:104:ARG:H	2:B:80:ILE:HG13	9	1.92
(1,37)	1:A:104:ARG:H	2:B:80:ILE:HG21	9	1.92
(1,37)	1:A:104:ARG:H	2:B:80:ILE:HG22	9	1.92
(1,37)	1:A:104:ARG:H	2:B:80:ILE:HG23	9	1.92
(1,37)	1:A:104:ARG:H	2:B:80:ILE:N	9	1.92

*Continued on next page...*

*Continued from previous page...*

Key	Atom-1	Atom-2	Model ID	Violation (Å)
(1,37)	1:A:104:ARG:H	2:B:80:ILE:O	9	1.92
(1,37)	1:A:104:ARG:H	2:B:84:GLN:C	9	1.92
(1,37)	1:A:104:ARG:H	2:B:84:GLN:CA	9	1.92
(1,37)	1:A:104:ARG:H	2:B:84:GLN:CB	9	1.92
(1,37)	1:A:104:ARG:H	2:B:84:GLN:CD	9	1.92
(1,37)	1:A:104:ARG:H	2:B:84:GLN:CG	9	1.92
(1,37)	1:A:104:ARG:H	2:B:84:GLN:H	9	1.92
(1,37)	1:A:104:ARG:H	2:B:84:GLN:HA	9	1.92
(1,37)	1:A:104:ARG:H	2:B:84:GLN:HB2	9	1.92
(1,37)	1:A:104:ARG:H	2:B:84:GLN:HB3	9	1.92
(1,37)	1:A:104:ARG:H	2:B:84:GLN:HE21	9	1.92
(1,37)	1:A:104:ARG:H	2:B:84:GLN:HE22	9	1.92
(1,37)	1:A:104:ARG:H	2:B:84:GLN:HG2	9	1.92
(1,37)	1:A:104:ARG:H	2:B:84:GLN:HG3	9	1.92
(1,37)	1:A:104:ARG:H	2:B:84:GLN:N	9	1.92
(1,37)	1:A:104:ARG:H	2:B:84:GLN:NE2	9	1.92
(1,37)	1:A:104:ARG:H	2:B:84:GLN:O	9	1.92
(1,37)	1:A:104:ARG:H	2:B:84:GLN:OE1	9	1.92
(1,37)	1:A:104:ARG:H	2:B:97:THR:C	9	1.92
(1,37)	1:A:104:ARG:H	2:B:97:THR:CA	9	1.92
(1,37)	1:A:104:ARG:H	2:B:97:THR:CB	9	1.92
(1,37)	1:A:104:ARG:H	2:B:97:THR:CG2	9	1.92
(1,37)	1:A:104:ARG:H	2:B:97:THR:H	9	1.92
(1,37)	1:A:104:ARG:H	2:B:97:THR:HA	9	1.92
(1,37)	1:A:104:ARG:H	2:B:97:THR:HB	9	1.92
(1,37)	1:A:104:ARG:H	2:B:97:THR:HG1	9	1.92
(1,37)	1:A:104:ARG:H	2:B:97:THR:HG21	9	1.92
(1,37)	1:A:104:ARG:H	2:B:97:THR:HG22	9	1.92
(1,37)	1:A:104:ARG:H	2:B:97:THR:HG23	9	1.92
(1,37)	1:A:104:ARG:H	2:B:97:THR:N	9	1.92
(1,37)	1:A:104:ARG:H	2:B:97:THR:O	9	1.92
(1,37)	1:A:104:ARG:H	2:B:97:THR:OG1	9	1.92
(1,37)	1:A:104:ARG:H	2:B:99:HIS:C	9	1.92
(1,37)	1:A:104:ARG:H	2:B:99:HIS:CA	9	1.92
(1,37)	1:A:104:ARG:H	2:B:99:HIS:CB	9	1.92
(1,37)	1:A:104:ARG:H	2:B:99:HIS:CD2	9	1.92
(1,37)	1:A:104:ARG:H	2:B:99:HIS:CE1	9	1.92
(1,37)	1:A:104:ARG:H	2:B:99:HIS:CG	9	1.92
(1,37)	1:A:104:ARG:H	2:B:99:HIS:H	9	1.92
(1,37)	1:A:104:ARG:H	2:B:99:HIS:HA	9	1.92
(1,37)	1:A:104:ARG:H	2:B:99:HIS:HB2	9	1.92
(1,37)	1:A:104:ARG:H	2:B:99:HIS:HB3	9	1.92

*Continued on next page...*

*Continued from previous page...*

Key	Atom-1	Atom-2	Model ID	Violation (Å)
(1,37)	1:A:104:ARG:H	2:B:99:HIS:HD1	9	1.92
(1,37)	1:A:104:ARG:H	2:B:99:HIS:HD2	9	1.92
(1,37)	1:A:104:ARG:H	2:B:99:HIS:HE1	9	1.92
(1,37)	1:A:104:ARG:H	2:B:99:HIS:HE2	9	1.92
(1,37)	1:A:104:ARG:H	2:B:99:HIS:N	9	1.92
(1,37)	1:A:104:ARG:H	2:B:99:HIS:ND1	9	1.92
(1,37)	1:A:104:ARG:H	2:B:99:HIS:NE2	9	1.92
(1,37)	1:A:104:ARG:H	2:B:99:HIS:O	9	1.92
(1,37)	1:A:104:ARG:H	2:B:101:VAL:C	9	1.92
(1,37)	1:A:104:ARG:H	2:B:101:VAL:CA	9	1.92
(1,37)	1:A:104:ARG:H	2:B:101:VAL:CB	9	1.92
(1,37)	1:A:104:ARG:H	2:B:101:VAL:CG1	9	1.92
(1,37)	1:A:104:ARG:H	2:B:101:VAL:CG2	9	1.92
(1,37)	1:A:104:ARG:H	2:B:101:VAL:H	9	1.92
(1,37)	1:A:104:ARG:H	2:B:101:VAL:HA	9	1.92
(1,37)	1:A:104:ARG:H	2:B:101:VAL:HB	9	1.92
(1,37)	1:A:104:ARG:H	2:B:101:VAL:HG11	9	1.92
(1,37)	1:A:104:ARG:H	2:B:101:VAL:HG12	9	1.92
(1,37)	1:A:104:ARG:H	2:B:101:VAL:HG13	9	1.92
(1,37)	1:A:104:ARG:H	2:B:101:VAL:HG21	9	1.92
(1,37)	1:A:104:ARG:H	2:B:101:VAL:HG22	9	1.92
(1,37)	1:A:104:ARG:H	2:B:101:VAL:HG23	9	1.92
(1,37)	1:A:104:ARG:H	2:B:101:VAL:N	9	1.92
(1,37)	1:A:104:ARG:H	2:B:101:VAL:O	9	1.92
(1,37)	1:A:104:ARG:HA	2:B:75:ILE:C	9	1.92
(1,37)	1:A:104:ARG:HA	2:B:75:ILE:CA	9	1.92
(1,37)	1:A:104:ARG:HA	2:B:75:ILE:CB	9	1.92
(1,37)	1:A:104:ARG:HA	2:B:75:ILE:CD1	9	1.92
(1,37)	1:A:104:ARG:HA	2:B:75:ILE:CG1	9	1.92
(1,37)	1:A:104:ARG:HA	2:B:75:ILE:CG2	9	1.92
(1,37)	1:A:104:ARG:HA	2:B:75:ILE:H	9	1.92
(1,37)	1:A:104:ARG:HA	2:B:75:ILE:HA	9	1.92
(1,37)	1:A:104:ARG:HA	2:B:75:ILE:HB	9	1.92
(1,37)	1:A:104:ARG:HA	2:B:75:ILE:HD11	9	1.92
(1,37)	1:A:104:ARG:HA	2:B:75:ILE:HD12	9	1.92
(1,37)	1:A:104:ARG:HA	2:B:75:ILE:HD13	9	1.92
(1,37)	1:A:104:ARG:HA	2:B:75:ILE:HG12	9	1.92
(1,37)	1:A:104:ARG:HA	2:B:75:ILE:HG13	9	1.92
(1,37)	1:A:104:ARG:HA	2:B:75:ILE:HG21	9	1.92
(1,37)	1:A:104:ARG:HA	2:B:75:ILE:HG22	9	1.92
(1,37)	1:A:104:ARG:HA	2:B:75:ILE:HG23	9	1.92
(1,37)	1:A:104:ARG:HA	2:B:75:ILE:N	9	1.92

*Continued on next page...*

*Continued from previous page...*

Key	Atom-1	Atom-2	Model ID	Violation (Å)
(1,37)	1:A:104:ARG:HA	2:B:75:ILE:O	9	1.92
(1,37)	1:A:104:ARG:HA	2:B:77:ALA:C	9	1.92
(1,37)	1:A:104:ARG:HA	2:B:77:ALA:CA	9	1.92
(1,37)	1:A:104:ARG:HA	2:B:77:ALA:CB	9	1.92
(1,37)	1:A:104:ARG:HA	2:B:77:ALA:H	9	1.92
(1,37)	1:A:104:ARG:HA	2:B:77:ALA:HA	9	1.92
(1,37)	1:A:104:ARG:HA	2:B:77:ALA:HB1	9	1.92
(1,37)	1:A:104:ARG:HA	2:B:77:ALA:HB2	9	1.92
(1,37)	1:A:104:ARG:HA	2:B:77:ALA:HB3	9	1.92
(1,37)	1:A:104:ARG:HA	2:B:77:ALA:N	9	1.92
(1,37)	1:A:104:ARG:HA	2:B:77:ALA:O	9	1.92
(1,37)	1:A:104:ARG:HA	2:B:78:GLY:C	9	1.92
(1,37)	1:A:104:ARG:HA	2:B:78:GLY:CA	9	1.92
(1,37)	1:A:104:ARG:HA	2:B:78:GLY:H	9	1.92
(1,37)	1:A:104:ARG:HA	2:B:78:GLY:HA2	9	1.92
(1,37)	1:A:104:ARG:HA	2:B:78:GLY:HA3	9	1.92
(1,37)	1:A:104:ARG:HA	2:B:78:GLY:N	9	1.92
(1,37)	1:A:104:ARG:HA	2:B:78:GLY:O	9	1.92
(1,37)	1:A:104:ARG:HA	2:B:79:LYS:C	9	1.92
(1,37)	1:A:104:ARG:HA	2:B:79:LYS:CA	9	1.92
(1,37)	1:A:104:ARG:HA	2:B:79:LYS:CB	9	1.92
(1,37)	1:A:104:ARG:HA	2:B:79:LYS:CD	9	1.92
(1,37)	1:A:104:ARG:HA	2:B:79:LYS:CE	9	1.92
(1,37)	1:A:104:ARG:HA	2:B:79:LYS:CG	9	1.92
(1,37)	1:A:104:ARG:HA	2:B:79:LYS:H	9	1.92
(1,37)	1:A:104:ARG:HA	2:B:79:LYS:HA	9	1.92
(1,37)	1:A:104:ARG:HA	2:B:79:LYS:HB2	9	1.92
(1,37)	1:A:104:ARG:HA	2:B:79:LYS:HB3	9	1.92
(1,37)	1:A:104:ARG:HA	2:B:79:LYS:HD2	9	1.92
(1,37)	1:A:104:ARG:HA	2:B:79:LYS:HD3	9	1.92
(1,37)	1:A:104:ARG:HA	2:B:79:LYS:HE2	9	1.92
(1,37)	1:A:104:ARG:HA	2:B:79:LYS:HE3	9	1.92
(1,37)	1:A:104:ARG:HA	2:B:79:LYS:HG2	9	1.92
(1,37)	1:A:104:ARG:HA	2:B:79:LYS:HG3	9	1.92
(1,37)	1:A:104:ARG:HA	2:B:79:LYS:HZ1	9	1.92
(1,37)	1:A:104:ARG:HA	2:B:79:LYS:HZ2	9	1.92
(1,37)	1:A:104:ARG:HA	2:B:79:LYS:HZ3	9	1.92
(1,37)	1:A:104:ARG:HA	2:B:79:LYS:N	9	1.92
(1,37)	1:A:104:ARG:HA	2:B:79:LYS:NZ	9	1.92
(1,37)	1:A:104:ARG:HA	2:B:79:LYS:O	9	1.92
(1,37)	1:A:104:ARG:HA	2:B:80:ILE:C	9	1.92
(1,37)	1:A:104:ARG:HA	2:B:80:ILE:CA	9	1.92

*Continued on next page...*

*Continued from previous page...*

Key	Atom-1	Atom-2	Model ID	Violation (Å)
(1,37)	1:A:104:ARG:HA	2:B:80:ILE:CB	9	1.92
(1,37)	1:A:104:ARG:HA	2:B:80:ILE:CD1	9	1.92
(1,37)	1:A:104:ARG:HA	2:B:80:ILE:CG1	9	1.92
(1,37)	1:A:104:ARG:HA	2:B:80:ILE:CG2	9	1.92
(1,37)	1:A:104:ARG:HA	2:B:80:ILE:H	9	1.92
(1,37)	1:A:104:ARG:HA	2:B:80:ILE:HA	9	1.92
(1,37)	1:A:104:ARG:HA	2:B:80:ILE:HB	9	1.92
(1,37)	1:A:104:ARG:HA	2:B:80:ILE:HD11	9	1.92
(1,37)	1:A:104:ARG:HA	2:B:80:ILE:HD12	9	1.92
(1,37)	1:A:104:ARG:HA	2:B:80:ILE:HD13	9	1.92
(1,37)	1:A:104:ARG:HA	2:B:80:ILE:HG12	9	1.92
(1,37)	1:A:104:ARG:HA	2:B:80:ILE:HG13	9	1.92
(1,37)	1:A:104:ARG:HA	2:B:80:ILE:HG21	9	1.92
(1,37)	1:A:104:ARG:HA	2:B:80:ILE:HG22	9	1.92
(1,37)	1:A:104:ARG:HA	2:B:80:ILE:HG23	9	1.92
(1,37)	1:A:104:ARG:HA	2:B:80:ILE:N	9	1.92
(1,37)	1:A:104:ARG:HA	2:B:80:ILE:O	9	1.92
(1,37)	1:A:104:ARG:HA	2:B:84:GLN:C	9	1.92
(1,37)	1:A:104:ARG:HA	2:B:84:GLN:CA	9	1.92
(1,37)	1:A:104:ARG:HA	2:B:84:GLN:CB	9	1.92
(1,37)	1:A:104:ARG:HA	2:B:84:GLN:CD	9	1.92
(1,37)	1:A:104:ARG:HA	2:B:84:GLN:CG	9	1.92
(1,37)	1:A:104:ARG:HA	2:B:84:GLN:H	9	1.92
(1,37)	1:A:104:ARG:HA	2:B:84:GLN:HA	9	1.92
(1,37)	1:A:104:ARG:HA	2:B:84:GLN:HB2	9	1.92
(1,37)	1:A:104:ARG:HA	2:B:84:GLN:HB3	9	1.92
(1,37)	1:A:104:ARG:HA	2:B:84:GLN:HE21	9	1.92
(1,37)	1:A:104:ARG:HA	2:B:84:GLN:HE22	9	1.92
(1,37)	1:A:104:ARG:HA	2:B:84:GLN:HG2	9	1.92
(1,37)	1:A:104:ARG:HA	2:B:84:GLN:HG3	9	1.92
(1,37)	1:A:104:ARG:HA	2:B:84:GLN:N	9	1.92
(1,37)	1:A:104:ARG:HA	2:B:84:GLN:NE2	9	1.92
(1,37)	1:A:104:ARG:HA	2:B:84:GLN:O	9	1.92
(1,37)	1:A:104:ARG:HA	2:B:84:GLN:OE1	9	1.92
(1,37)	1:A:104:ARG:HA	2:B:97:THR:C	9	1.92
(1,37)	1:A:104:ARG:HA	2:B:97:THR:CA	9	1.92
(1,37)	1:A:104:ARG:HA	2:B:97:THR:CB	9	1.92
(1,37)	1:A:104:ARG:HA	2:B:97:THR:CG2	9	1.92
(1,37)	1:A:104:ARG:HA	2:B:97:THR:H	9	1.92
(1,37)	1:A:104:ARG:HA	2:B:97:THR:HA	9	1.92
(1,37)	1:A:104:ARG:HA	2:B:97:THR:HB	9	1.92
(1,37)	1:A:104:ARG:HA	2:B:97:THR:HG1	9	1.92

*Continued on next page...*

*Continued from previous page...*

Key	Atom-1	Atom-2	Model ID	Violation (Å)
(1,37)	1:A:104:ARG:HA	2:B:97:THR:HG21	9	1.92
(1,37)	1:A:104:ARG:HA	2:B:97:THR:HG22	9	1.92
(1,37)	1:A:104:ARG:HA	2:B:97:THR:HG23	9	1.92
(1,37)	1:A:104:ARG:HA	2:B:97:THR:N	9	1.92
(1,37)	1:A:104:ARG:HA	2:B:97:THR:O	9	1.92
(1,37)	1:A:104:ARG:HA	2:B:97:THR:OG1	9	1.92
(1,37)	1:A:104:ARG:HA	2:B:99:HIS:C	9	1.92
(1,37)	1:A:104:ARG:HA	2:B:99:HIS:CA	9	1.92
(1,37)	1:A:104:ARG:HA	2:B:99:HIS:CB	9	1.92
(1,37)	1:A:104:ARG:HA	2:B:99:HIS:CD2	9	1.92
(1,37)	1:A:104:ARG:HA	2:B:99:HIS:CE1	9	1.92
(1,37)	1:A:104:ARG:HA	2:B:99:HIS:CG	9	1.92
(1,37)	1:A:104:ARG:HA	2:B:99:HIS:H	9	1.92
(1,37)	1:A:104:ARG:HA	2:B:99:HIS:HA	9	1.92
(1,37)	1:A:104:ARG:HA	2:B:99:HIS:HB2	9	1.92
(1,37)	1:A:104:ARG:HA	2:B:99:HIS:HB3	9	1.92
(1,37)	1:A:104:ARG:HA	2:B:99:HIS:HD1	9	1.92
(1,37)	1:A:104:ARG:HA	2:B:99:HIS:HD2	9	1.92
(1,37)	1:A:104:ARG:HA	2:B:99:HIS:HE1	9	1.92
(1,37)	1:A:104:ARG:HA	2:B:99:HIS:HE2	9	1.92
(1,37)	1:A:104:ARG:HA	2:B:99:HIS:N	9	1.92
(1,37)	1:A:104:ARG:HA	2:B:99:HIS:ND1	9	1.92
(1,37)	1:A:104:ARG:HA	2:B:99:HIS:NE2	9	1.92
(1,37)	1:A:104:ARG:HA	2:B:99:HIS:O	9	1.92
(1,37)	1:A:104:ARG:HA	2:B:101:VAL:C	9	1.92
(1,37)	1:A:104:ARG:HA	2:B:101:VAL:CA	9	1.92
(1,37)	1:A:104:ARG:HA	2:B:101:VAL:CB	9	1.92
(1,37)	1:A:104:ARG:HA	2:B:101:VAL:CG1	9	1.92
(1,37)	1:A:104:ARG:HA	2:B:101:VAL:CG2	9	1.92
(1,37)	1:A:104:ARG:HA	2:B:101:VAL:H	9	1.92
(1,37)	1:A:104:ARG:HA	2:B:101:VAL:HA	9	1.92
(1,37)	1:A:104:ARG:HA	2:B:101:VAL:HB	9	1.92
(1,37)	1:A:104:ARG:HA	2:B:101:VAL:HG11	9	1.92
(1,37)	1:A:104:ARG:HA	2:B:101:VAL:HG12	9	1.92
(1,37)	1:A:104:ARG:HA	2:B:101:VAL:HG13	9	1.92
(1,37)	1:A:104:ARG:HA	2:B:101:VAL:HG21	9	1.92
(1,37)	1:A:104:ARG:HA	2:B:101:VAL:HG22	9	1.92
(1,37)	1:A:104:ARG:HA	2:B:101:VAL:HG23	9	1.92
(1,37)	1:A:104:ARG:HA	2:B:101:VAL:N	9	1.92
(1,37)	1:A:104:ARG:HA	2:B:101:VAL:O	9	1.92
(1,37)	1:A:104:ARG:HB2	2:B:75:ILE:C	9	1.92
(1,37)	1:A:104:ARG:HB2	2:B:75:ILE:CA	9	1.92

*Continued on next page...*



*Continued from previous page...*

Key	Atom-1	Atom-2	Model ID	Violation (Å)
(1,37)	1:A:104:ARG:HB2	2:B:75:ILE:CB	9	1.92
(1,37)	1:A:104:ARG:HB2	2:B:75:ILE:CD1	9	1.92
(1,37)	1:A:104:ARG:HB2	2:B:75:ILE:CG1	9	1.92
(1,37)	1:A:104:ARG:HB2	2:B:75:ILE:CG2	9	1.92
(1,37)	1:A:104:ARG:HB2	2:B:75:ILE:H	9	1.92
(1,37)	1:A:104:ARG:HB2	2:B:75:ILE:HA	9	1.92
(1,37)	1:A:104:ARG:HB2	2:B:75:ILE:HB	9	1.92
(1,37)	1:A:104:ARG:HB2	2:B:75:ILE:HD11	9	1.92
(1,37)	1:A:104:ARG:HB2	2:B:75:ILE:HD12	9	1.92
(1,37)	1:A:104:ARG:HB2	2:B:75:ILE:HD13	9	1.92
(1,37)	1:A:104:ARG:HB2	2:B:75:ILE:HG12	9	1.92
(1,37)	1:A:104:ARG:HB2	2:B:75:ILE:HG13	9	1.92
(1,37)	1:A:104:ARG:HB2	2:B:75:ILE:HG21	9	1.92
(1,37)	1:A:104:ARG:HB2	2:B:75:ILE:HG22	9	1.92
(1,37)	1:A:104:ARG:HB2	2:B:75:ILE:HG23	9	1.92
(1,37)	1:A:104:ARG:HB2	2:B:75:ILE:N	9	1.92
(1,37)	1:A:104:ARG:HB2	2:B:75:ILE:O	9	1.92
(1,37)	1:A:104:ARG:HB2	2:B:77:ALA:C	9	1.92
(1,37)	1:A:104:ARG:HB2	2:B:77:ALA:CA	9	1.92
(1,37)	1:A:104:ARG:HB2	2:B:77:ALA:CB	9	1.92
(1,37)	1:A:104:ARG:HB2	2:B:77:ALA:H	9	1.92
(1,37)	1:A:104:ARG:HB2	2:B:77:ALA:HA	9	1.92
(1,37)	1:A:104:ARG:HB2	2:B:77:ALA:HB1	9	1.92
(1,37)	1:A:104:ARG:HB2	2:B:77:ALA:HB2	9	1.92
(1,37)	1:A:104:ARG:HB2	2:B:77:ALA:HB3	9	1.92
(1,37)	1:A:104:ARG:HB2	2:B:77:ALA:N	9	1.92
(1,37)	1:A:104:ARG:HB2	2:B:77:ALA:O	9	1.92
(1,37)	1:A:104:ARG:HB2	2:B:78:GLY:C	9	1.92
(1,37)	1:A:104:ARG:HB2	2:B:78:GLY:CA	9	1.92
(1,37)	1:A:104:ARG:HB2	2:B:78:GLY:H	9	1.92
(1,37)	1:A:104:ARG:HB2	2:B:78:GLY:HA2	9	1.92
(1,37)	1:A:104:ARG:HB2	2:B:78:GLY:HA3	9	1.92
(1,37)	1:A:104:ARG:HB2	2:B:78:GLY:N	9	1.92
(1,37)	1:A:104:ARG:HB2	2:B:78:GLY:O	9	1.92
(1,37)	1:A:104:ARG:HB2	2:B:79:LYS:C	9	1.92
(1,37)	1:A:104:ARG:HB2	2:B:79:LYS:CA	9	1.92
(1,37)	1:A:104:ARG:HB2	2:B:79:LYS:CB	9	1.92
(1,37)	1:A:104:ARG:HB2	2:B:79:LYS:CD	9	1.92
(1,37)	1:A:104:ARG:HB2	2:B:79:LYS:CE	9	1.92
(1,37)	1:A:104:ARG:HB2	2:B:79:LYS:CG	9	1.92
(1,37)	1:A:104:ARG:HB2	2:B:79:LYS:H	9	1.92
(1,37)	1:A:104:ARG:HB2	2:B:79:LYS:HA	9	1.92

*Continued on next page...*

*Continued from previous page...*

Key	Atom-1	Atom-2	Model ID	Violation (Å)
(1,37)	1:A:104:ARG:HB2	2:B:79:LYS:HB2	9	1.92
(1,37)	1:A:104:ARG:HB2	2:B:79:LYS:HB3	9	1.92
(1,37)	1:A:104:ARG:HB2	2:B:79:LYS:HD2	9	1.92
(1,37)	1:A:104:ARG:HB2	2:B:79:LYS:HD3	9	1.92
(1,37)	1:A:104:ARG:HB2	2:B:79:LYS:HE2	9	1.92
(1,37)	1:A:104:ARG:HB2	2:B:79:LYS:HE3	9	1.92
(1,37)	1:A:104:ARG:HB2	2:B:79:LYS:HG2	9	1.92
(1,37)	1:A:104:ARG:HB2	2:B:79:LYS:HG3	9	1.92
(1,37)	1:A:104:ARG:HB2	2:B:79:LYS:HZ1	9	1.92
(1,37)	1:A:104:ARG:HB2	2:B:79:LYS:HZ2	9	1.92
(1,37)	1:A:104:ARG:HB2	2:B:79:LYS:HZ3	9	1.92
(1,37)	1:A:104:ARG:HB2	2:B:79:LYS:N	9	1.92
(1,37)	1:A:104:ARG:HB2	2:B:79:LYS:NZ	9	1.92
(1,37)	1:A:104:ARG:HB2	2:B:79:LYS:O	9	1.92
(1,37)	1:A:104:ARG:HB2	2:B:80:ILE:C	9	1.92
(1,37)	1:A:104:ARG:HB2	2:B:80:ILE:CA	9	1.92
(1,37)	1:A:104:ARG:HB2	2:B:80:ILE:CB	9	1.92
(1,37)	1:A:104:ARG:HB2	2:B:80:ILE:CD1	9	1.92
(1,37)	1:A:104:ARG:HB2	2:B:80:ILE:CG1	9	1.92
(1,37)	1:A:104:ARG:HB2	2:B:80:ILE:CG2	9	1.92
(1,37)	1:A:104:ARG:HB2	2:B:80:ILE:H	9	1.92
(1,37)	1:A:104:ARG:HB2	2:B:80:ILE:HA	9	1.92
(1,37)	1:A:104:ARG:HB2	2:B:80:ILE:HB	9	1.92
(1,37)	1:A:104:ARG:HB2	2:B:80:ILE:HD11	9	1.92
(1,37)	1:A:104:ARG:HB2	2:B:80:ILE:HD12	9	1.92
(1,37)	1:A:104:ARG:HB2	2:B:80:ILE:HD13	9	1.92
(1,37)	1:A:104:ARG:HB2	2:B:80:ILE:HG12	9	1.92
(1,37)	1:A:104:ARG:HB2	2:B:80:ILE:HG13	9	1.92
(1,37)	1:A:104:ARG:HB2	2:B:80:ILE:HG21	9	1.92
(1,37)	1:A:104:ARG:HB2	2:B:80:ILE:HG22	9	1.92
(1,37)	1:A:104:ARG:HB2	2:B:80:ILE:HG23	9	1.92
(1,37)	1:A:104:ARG:HB2	2:B:80:ILE:N	9	1.92
(1,37)	1:A:104:ARG:HB2	2:B:80:ILE:O	9	1.92
(1,37)	1:A:104:ARG:HB2	2:B:84:GLN:C	9	1.92
(1,37)	1:A:104:ARG:HB2	2:B:84:GLN:CA	9	1.92
(1,37)	1:A:104:ARG:HB2	2:B:84:GLN:CB	9	1.92
(1,37)	1:A:104:ARG:HB2	2:B:84:GLN:CD	9	1.92
(1,37)	1:A:104:ARG:HB2	2:B:84:GLN:CG	9	1.92
(1,37)	1:A:104:ARG:HB2	2:B:84:GLN:H	9	1.92
(1,37)	1:A:104:ARG:HB2	2:B:84:GLN:HA	9	1.92
(1,37)	1:A:104:ARG:HB2	2:B:84:GLN:HB2	9	1.92
(1,37)	1:A:104:ARG:HB2	2:B:84:GLN:HB3	9	1.92

*Continued on next page...*

*Continued from previous page...*

Key	Atom-1	Atom-2	Model ID	Violation (Å)
(1,37)	1:A:104:ARG:HB2	2:B:84:GLN:HE21	9	1.92
(1,37)	1:A:104:ARG:HB2	2:B:84:GLN:HE22	9	1.92
(1,37)	1:A:104:ARG:HB2	2:B:84:GLN:HG2	9	1.92
(1,37)	1:A:104:ARG:HB2	2:B:84:GLN:HG3	9	1.92
(1,37)	1:A:104:ARG:HB2	2:B:84:GLN:N	9	1.92
(1,37)	1:A:104:ARG:HB2	2:B:84:GLN:NE2	9	1.92
(1,37)	1:A:104:ARG:HB2	2:B:84:GLN:O	9	1.92
(1,37)	1:A:104:ARG:HB2	2:B:84:GLN:OE1	9	1.92
(1,37)	1:A:104:ARG:HB2	2:B:97:THR:C	9	1.92
(1,37)	1:A:104:ARG:HB2	2:B:97:THR:CA	9	1.92
(1,37)	1:A:104:ARG:HB2	2:B:97:THR:CB	9	1.92
(1,37)	1:A:104:ARG:HB2	2:B:97:THR:CG2	9	1.92
(1,37)	1:A:104:ARG:HB2	2:B:97:THR:H	9	1.92
(1,37)	1:A:104:ARG:HB2	2:B:97:THR:HA	9	1.92
(1,37)	1:A:104:ARG:HB2	2:B:97:THR:HB	9	1.92
(1,37)	1:A:104:ARG:HB2	2:B:97:THR:HG1	9	1.92
(1,37)	1:A:104:ARG:HB2	2:B:97:THR:HG21	9	1.92
(1,37)	1:A:104:ARG:HB2	2:B:97:THR:HG22	9	1.92
(1,37)	1:A:104:ARG:HB2	2:B:97:THR:HG23	9	1.92
(1,37)	1:A:104:ARG:HB2	2:B:97:THR:N	9	1.92
(1,37)	1:A:104:ARG:HB2	2:B:97:THR:O	9	1.92
(1,37)	1:A:104:ARG:HB2	2:B:97:THR:OG1	9	1.92
(1,37)	1:A:104:ARG:HB2	2:B:99:HIS:C	9	1.92
(1,37)	1:A:104:ARG:HB2	2:B:99:HIS:CA	9	1.92
(1,37)	1:A:104:ARG:HB2	2:B:99:HIS:CB	9	1.92
(1,37)	1:A:104:ARG:HB2	2:B:99:HIS:CD2	9	1.92
(1,37)	1:A:104:ARG:HB2	2:B:99:HIS:CE1	9	1.92
(1,37)	1:A:104:ARG:HB2	2:B:99:HIS:CG	9	1.92
(1,37)	1:A:104:ARG:HB2	2:B:99:HIS:H	9	1.92
(1,37)	1:A:104:ARG:HB2	2:B:99:HIS:HA	9	1.92
(1,37)	1:A:104:ARG:HB2	2:B:99:HIS:HB2	9	1.92
(1,37)	1:A:104:ARG:HB2	2:B:99:HIS:HB3	9	1.92
(1,37)	1:A:104:ARG:HB2	2:B:99:HIS:HD1	9	1.92
(1,37)	1:A:104:ARG:HB2	2:B:99:HIS:HD2	9	1.92
(1,37)	1:A:104:ARG:HB2	2:B:99:HIS:HE1	9	1.92
(1,37)	1:A:104:ARG:HB2	2:B:99:HIS:HE2	9	1.92
(1,37)	1:A:104:ARG:HB2	2:B:99:HIS:N	9	1.92
(1,37)	1:A:104:ARG:HB2	2:B:99:HIS:ND1	9	1.92
(1,37)	1:A:104:ARG:HB2	2:B:99:HIS:NE2	9	1.92
(1,37)	1:A:104:ARG:HB2	2:B:99:HIS:O	9	1.92
(1,37)	1:A:104:ARG:HB2	2:B:101:VAL:C	9	1.92
(1,37)	1:A:104:ARG:HB2	2:B:101:VAL:CA	9	1.92

*Continued on next page...*

*Continued from previous page...*

Key	Atom-1	Atom-2	Model ID	Violation (Å)
(1,37)	1:A:104:ARG:HB2	2:B:101:VAL:CB	9	1.92
(1,37)	1:A:104:ARG:HB2	2:B:101:VAL:CG1	9	1.92
(1,37)	1:A:104:ARG:HB2	2:B:101:VAL:CG2	9	1.92
(1,37)	1:A:104:ARG:HB2	2:B:101:VAL:H	9	1.92
(1,37)	1:A:104:ARG:HB2	2:B:101:VAL:HA	9	1.92
(1,37)	1:A:104:ARG:HB2	2:B:101:VAL:HB	9	1.92
(1,37)	1:A:104:ARG:HB2	2:B:101:VAL:HG11	9	1.92
(1,37)	1:A:104:ARG:HB2	2:B:101:VAL:HG12	9	1.92
(1,37)	1:A:104:ARG:HB2	2:B:101:VAL:HG13	9	1.92
(1,37)	1:A:104:ARG:HB2	2:B:101:VAL:HG21	9	1.92
(1,37)	1:A:104:ARG:HB2	2:B:101:VAL:HG22	9	1.92
(1,37)	1:A:104:ARG:HB2	2:B:101:VAL:HG23	9	1.92
(1,37)	1:A:104:ARG:HB2	2:B:101:VAL:N	9	1.92
(1,37)	1:A:104:ARG:HB2	2:B:101:VAL:O	9	1.92
(1,37)	1:A:104:ARG:HB3	2:B:75:ILE:C	9	1.92
(1,37)	1:A:104:ARG:HB3	2:B:75:ILE:CA	9	1.92
(1,37)	1:A:104:ARG:HB3	2:B:75:ILE:CB	9	1.92
(1,37)	1:A:104:ARG:HB3	2:B:75:ILE:CD1	9	1.92
(1,37)	1:A:104:ARG:HB3	2:B:75:ILE:CG1	9	1.92
(1,37)	1:A:104:ARG:HB3	2:B:75:ILE:CG2	9	1.92
(1,37)	1:A:104:ARG:HB3	2:B:75:ILE:H	9	1.92
(1,37)	1:A:104:ARG:HB3	2:B:75:ILE:HA	9	1.92
(1,37)	1:A:104:ARG:HB3	2:B:75:ILE:HB	9	1.92
(1,37)	1:A:104:ARG:HB3	2:B:75:ILE:HD11	9	1.92
(1,37)	1:A:104:ARG:HB3	2:B:75:ILE:HD12	9	1.92
(1,37)	1:A:104:ARG:HB3	2:B:75:ILE:HD13	9	1.92
(1,37)	1:A:104:ARG:HB3	2:B:75:ILE:HG12	9	1.92
(1,37)	1:A:104:ARG:HB3	2:B:75:ILE:HG13	9	1.92
(1,37)	1:A:104:ARG:HB3	2:B:75:ILE:HG21	9	1.92
(1,37)	1:A:104:ARG:HB3	2:B:75:ILE:HG22	9	1.92
(1,37)	1:A:104:ARG:HB3	2:B:75:ILE:HG23	9	1.92
(1,37)	1:A:104:ARG:HB3	2:B:75:ILE:N	9	1.92
(1,37)	1:A:104:ARG:HB3	2:B:75:ILE:O	9	1.92
(1,37)	1:A:104:ARG:HB3	2:B:77:ALA:C	9	1.92
(1,37)	1:A:104:ARG:HB3	2:B:77:ALA:CA	9	1.92
(1,37)	1:A:104:ARG:HB3	2:B:77:ALA:CB	9	1.92
(1,37)	1:A:104:ARG:HB3	2:B:77:ALA:H	9	1.92
(1,37)	1:A:104:ARG:HB3	2:B:77:ALA:HA	9	1.92
(1,37)	1:A:104:ARG:HB3	2:B:77:ALA:HB1	9	1.92
(1,37)	1:A:104:ARG:HB3	2:B:77:ALA:HB2	9	1.92
(1,37)	1:A:104:ARG:HB3	2:B:77:ALA:HB3	9	1.92
(1,37)	1:A:104:ARG:HB3	2:B:77:ALA:N	9	1.92

*Continued on next page...*

*Continued from previous page...*

Key	Atom-1	Atom-2	Model ID	Violation (Å)
(1,37)	1:A:104:ARG:HB3	2:B:77:ALA:O	9	1.92
(1,37)	1:A:104:ARG:HB3	2:B:78:GLY:C	9	1.92
(1,37)	1:A:104:ARG:HB3	2:B:78:GLY:CA	9	1.92
(1,37)	1:A:104:ARG:HB3	2:B:78:GLY:H	9	1.92
(1,37)	1:A:104:ARG:HB3	2:B:78:GLY:HA2	9	1.92
(1,37)	1:A:104:ARG:HB3	2:B:78:GLY:HA3	9	1.92
(1,37)	1:A:104:ARG:HB3	2:B:78:GLY:N	9	1.92
(1,37)	1:A:104:ARG:HB3	2:B:78:GLY:O	9	1.92
(1,37)	1:A:104:ARG:HB3	2:B:79:LYS:C	9	1.92
(1,37)	1:A:104:ARG:HB3	2:B:79:LYS:CA	9	1.92
(1,37)	1:A:104:ARG:HB3	2:B:79:LYS:CB	9	1.92
(1,37)	1:A:104:ARG:HB3	2:B:79:LYS:CD	9	1.92
(1,37)	1:A:104:ARG:HB3	2:B:79:LYS:CE	9	1.92
(1,37)	1:A:104:ARG:HB3	2:B:79:LYS:CG	9	1.92
(1,37)	1:A:104:ARG:HB3	2:B:79:LYS:H	9	1.92
(1,37)	1:A:104:ARG:HB3	2:B:79:LYS:HA	9	1.92
(1,37)	1:A:104:ARG:HB3	2:B:79:LYS:HB2	9	1.92
(1,37)	1:A:104:ARG:HB3	2:B:79:LYS:HB3	9	1.92
(1,37)	1:A:104:ARG:HB3	2:B:79:LYS:HD2	9	1.92
(1,37)	1:A:104:ARG:HB3	2:B:79:LYS:HD3	9	1.92
(1,37)	1:A:104:ARG:HB3	2:B:79:LYS:HE2	9	1.92
(1,37)	1:A:104:ARG:HB3	2:B:79:LYS:HE3	9	1.92
(1,37)	1:A:104:ARG:HB3	2:B:79:LYS:HG2	9	1.92
(1,37)	1:A:104:ARG:HB3	2:B:79:LYS:HG3	9	1.92
(1,37)	1:A:104:ARG:HB3	2:B:79:LYS:HZ1	9	1.92
(1,37)	1:A:104:ARG:HB3	2:B:79:LYS:HZ2	9	1.92
(1,37)	1:A:104:ARG:HB3	2:B:79:LYS:HZ3	9	1.92
(1,37)	1:A:104:ARG:HB3	2:B:79:LYS:N	9	1.92
(1,37)	1:A:104:ARG:HB3	2:B:79:LYS:NZ	9	1.92
(1,37)	1:A:104:ARG:HB3	2:B:79:LYS:O	9	1.92
(1,37)	1:A:104:ARG:HB3	2:B:80:ILE:C	9	1.92
(1,37)	1:A:104:ARG:HB3	2:B:80:ILE:CA	9	1.92
(1,37)	1:A:104:ARG:HB3	2:B:80:ILE:CB	9	1.92
(1,37)	1:A:104:ARG:HB3	2:B:80:ILE:CD1	9	1.92
(1,37)	1:A:104:ARG:HB3	2:B:80:ILE:CG1	9	1.92
(1,37)	1:A:104:ARG:HB3	2:B:80:ILE:CG2	9	1.92
(1,37)	1:A:104:ARG:HB3	2:B:80:ILE:H	9	1.92
(1,37)	1:A:104:ARG:HB3	2:B:80:ILE:HA	9	1.92
(1,37)	1:A:104:ARG:HB3	2:B:80:ILE:HB	9	1.92
(1,37)	1:A:104:ARG:HB3	2:B:80:ILE:HD11	9	1.92
(1,37)	1:A:104:ARG:HB3	2:B:80:ILE:HD12	9	1.92
(1,37)	1:A:104:ARG:HB3	2:B:80:ILE:HD13	9	1.92

*Continued on next page...*

*Continued from previous page...*

Key	Atom-1	Atom-2	Model ID	Violation (Å)
(1,37)	1:A:104:ARG:HB3	2:B:80:ILE:HG12	9	1.92
(1,37)	1:A:104:ARG:HB3	2:B:80:ILE:HG13	9	1.92
(1,37)	1:A:104:ARG:HB3	2:B:80:ILE:HG21	9	1.92
(1,37)	1:A:104:ARG:HB3	2:B:80:ILE:HG22	9	1.92
(1,37)	1:A:104:ARG:HB3	2:B:80:ILE:HG23	9	1.92
(1,37)	1:A:104:ARG:HB3	2:B:80:ILE:N	9	1.92
(1,37)	1:A:104:ARG:HB3	2:B:80:ILE:O	9	1.92
(1,37)	1:A:104:ARG:HB3	2:B:84:GLN:C	9	1.92
(1,37)	1:A:104:ARG:HB3	2:B:84:GLN:CA	9	1.92
(1,37)	1:A:104:ARG:HB3	2:B:84:GLN:CB	9	1.92
(1,37)	1:A:104:ARG:HB3	2:B:84:GLN:CD	9	1.92
(1,37)	1:A:104:ARG:HB3	2:B:84:GLN:CG	9	1.92
(1,37)	1:A:104:ARG:HB3	2:B:84:GLN:H	9	1.92
(1,37)	1:A:104:ARG:HB3	2:B:84:GLN:HA	9	1.92
(1,37)	1:A:104:ARG:HB3	2:B:84:GLN:HB2	9	1.92
(1,37)	1:A:104:ARG:HB3	2:B:84:GLN:HB3	9	1.92
(1,37)	1:A:104:ARG:HB3	2:B:84:GLN:HE21	9	1.92
(1,37)	1:A:104:ARG:HB3	2:B:84:GLN:HE22	9	1.92
(1,37)	1:A:104:ARG:HB3	2:B:84:GLN:HG2	9	1.92
(1,37)	1:A:104:ARG:HB3	2:B:84:GLN:HG3	9	1.92
(1,37)	1:A:104:ARG:HB3	2:B:84:GLN:N	9	1.92
(1,37)	1:A:104:ARG:HB3	2:B:84:GLN:NE2	9	1.92
(1,37)	1:A:104:ARG:HB3	2:B:84:GLN:O	9	1.92
(1,37)	1:A:104:ARG:HB3	2:B:84:GLN:OE1	9	1.92
(1,37)	1:A:104:ARG:HB3	2:B:97:THR:C	9	1.92
(1,37)	1:A:104:ARG:HB3	2:B:97:THR:CA	9	1.92
(1,37)	1:A:104:ARG:HB3	2:B:97:THR:CB	9	1.92
(1,37)	1:A:104:ARG:HB3	2:B:97:THR:CG2	9	1.92
(1,37)	1:A:104:ARG:HB3	2:B:97:THR:H	9	1.92
(1,37)	1:A:104:ARG:HB3	2:B:97:THR:HA	9	1.92
(1,37)	1:A:104:ARG:HB3	2:B:97:THR:HB	9	1.92
(1,37)	1:A:104:ARG:HB3	2:B:97:THR:HG1	9	1.92
(1,37)	1:A:104:ARG:HB3	2:B:97:THR:HG21	9	1.92
(1,37)	1:A:104:ARG:HB3	2:B:97:THR:HG22	9	1.92
(1,37)	1:A:104:ARG:HB3	2:B:97:THR:HG23	9	1.92
(1,37)	1:A:104:ARG:HB3	2:B:97:THR:N	9	1.92
(1,37)	1:A:104:ARG:HB3	2:B:97:THR:O	9	1.92
(1,37)	1:A:104:ARG:HB3	2:B:97:THR:OG1	9	1.92
(1,37)	1:A:104:ARG:HB3	2:B:99:HIS:C	9	1.92
(1,37)	1:A:104:ARG:HB3	2:B:99:HIS:CA	9	1.92
(1,37)	1:A:104:ARG:HB3	2:B:99:HIS:CB	9	1.92
(1,37)	1:A:104:ARG:HB3	2:B:99:HIS:CD2	9	1.92

*Continued on next page...*

*Continued from previous page...*

Key	Atom-1	Atom-2	Model ID	Violation (Å)
(1,37)	1:A:104:ARG:HB3	2:B:99:HIS:CE1	9	1.92
(1,37)	1:A:104:ARG:HB3	2:B:99:HIS:CG	9	1.92
(1,37)	1:A:104:ARG:HB3	2:B:99:HIS:H	9	1.92
(1,37)	1:A:104:ARG:HB3	2:B:99:HIS:HA	9	1.92
(1,37)	1:A:104:ARG:HB3	2:B:99:HIS:HB2	9	1.92
(1,37)	1:A:104:ARG:HB3	2:B:99:HIS:HB3	9	1.92
(1,37)	1:A:104:ARG:HB3	2:B:99:HIS:HD1	9	1.92
(1,37)	1:A:104:ARG:HB3	2:B:99:HIS:HD2	9	1.92
(1,37)	1:A:104:ARG:HB3	2:B:99:HIS:HE1	9	1.92
(1,37)	1:A:104:ARG:HB3	2:B:99:HIS:HE2	9	1.92
(1,37)	1:A:104:ARG:HB3	2:B:99:HIS:N	9	1.92
(1,37)	1:A:104:ARG:HB3	2:B:99:HIS:ND1	9	1.92
(1,37)	1:A:104:ARG:HB3	2:B:99:HIS:NE2	9	1.92
(1,37)	1:A:104:ARG:HB3	2:B:99:HIS:O	9	1.92
(1,37)	1:A:104:ARG:HB3	2:B:101:VAL:C	9	1.92
(1,37)	1:A:104:ARG:HB3	2:B:101:VAL:CA	9	1.92
(1,37)	1:A:104:ARG:HB3	2:B:101:VAL:CB	9	1.92
(1,37)	1:A:104:ARG:HB3	2:B:101:VAL:CG1	9	1.92
(1,37)	1:A:104:ARG:HB3	2:B:101:VAL:CG2	9	1.92
(1,37)	1:A:104:ARG:HB3	2:B:101:VAL:H	9	1.92
(1,37)	1:A:104:ARG:HB3	2:B:101:VAL:HA	9	1.92
(1,37)	1:A:104:ARG:HB3	2:B:101:VAL:HB	9	1.92
(1,37)	1:A:104:ARG:HB3	2:B:101:VAL:HG11	9	1.92
(1,37)	1:A:104:ARG:HB3	2:B:101:VAL:HG12	9	1.92
(1,37)	1:A:104:ARG:HB3	2:B:101:VAL:HG13	9	1.92
(1,37)	1:A:104:ARG:HB3	2:B:101:VAL:HG21	9	1.92
(1,37)	1:A:104:ARG:HB3	2:B:101:VAL:HG22	9	1.92
(1,37)	1:A:104:ARG:HB3	2:B:101:VAL:HG23	9	1.92
(1,37)	1:A:104:ARG:HB3	2:B:101:VAL:N	9	1.92
(1,37)	1:A:104:ARG:HB3	2:B:101:VAL:O	9	1.92
(1,37)	1:A:104:ARG:HD2	2:B:75:ILE:C	9	1.92
(1,37)	1:A:104:ARG:HD2	2:B:75:ILE:CA	9	1.92
(1,37)	1:A:104:ARG:HD2	2:B:75:ILE:CB	9	1.92
(1,37)	1:A:104:ARG:HD2	2:B:75:ILE:CD1	9	1.92
(1,37)	1:A:104:ARG:HD2	2:B:75:ILE:CG1	9	1.92
(1,37)	1:A:104:ARG:HD2	2:B:75:ILE:CG2	9	1.92
(1,37)	1:A:104:ARG:HD2	2:B:75:ILE:H	9	1.92
(1,37)	1:A:104:ARG:HD2	2:B:75:ILE:HA	9	1.92
(1,37)	1:A:104:ARG:HD2	2:B:75:ILE:HB	9	1.92
(1,37)	1:A:104:ARG:HD2	2:B:75:ILE:HD11	9	1.92
(1,37)	1:A:104:ARG:HD2	2:B:75:ILE:HD12	9	1.92
(1,37)	1:A:104:ARG:HD2	2:B:75:ILE:HD13	9	1.92

*Continued on next page...*

*Continued from previous page...*

Key	Atom-1	Atom-2	Model ID	Violation (Å)
(1,37)	1:A:104:ARG:HD2	2:B:75:ILE:HG12	9	1.92
(1,37)	1:A:104:ARG:HD2	2:B:75:ILE:HG13	9	1.92
(1,37)	1:A:104:ARG:HD2	2:B:75:ILE:HG21	9	1.92
(1,37)	1:A:104:ARG:HD2	2:B:75:ILE:HG22	9	1.92
(1,37)	1:A:104:ARG:HD2	2:B:75:ILE:HG23	9	1.92
(1,37)	1:A:104:ARG:HD2	2:B:75:ILE:N	9	1.92
(1,37)	1:A:104:ARG:HD2	2:B:75:ILE:O	9	1.92
(1,37)	1:A:104:ARG:HD2	2:B:77:ALA:C	9	1.92
(1,37)	1:A:104:ARG:HD2	2:B:77:ALA:CA	9	1.92
(1,37)	1:A:104:ARG:HD2	2:B:77:ALA:CB	9	1.92
(1,37)	1:A:104:ARG:HD2	2:B:77:ALA:H	9	1.92
(1,37)	1:A:104:ARG:HD2	2:B:77:ALA:HA	9	1.92
(1,37)	1:A:104:ARG:HD2	2:B:77:ALA:HB1	9	1.92
(1,37)	1:A:104:ARG:HD2	2:B:77:ALA:HB2	9	1.92
(1,37)	1:A:104:ARG:HD2	2:B:77:ALA:HB3	9	1.92
(1,37)	1:A:104:ARG:HD2	2:B:77:ALA:N	9	1.92
(1,37)	1:A:104:ARG:HD2	2:B:77:ALA:O	9	1.92
(1,37)	1:A:104:ARG:HD2	2:B:78:GLY:C	9	1.92
(1,37)	1:A:104:ARG:HD2	2:B:78:GLY:CA	9	1.92
(1,37)	1:A:104:ARG:HD2	2:B:78:GLY:H	9	1.92
(1,37)	1:A:104:ARG:HD2	2:B:78:GLY:HA2	9	1.92
(1,37)	1:A:104:ARG:HD2	2:B:78:GLY:HA3	9	1.92
(1,37)	1:A:104:ARG:HD2	2:B:78:GLY:N	9	1.92
(1,37)	1:A:104:ARG:HD2	2:B:78:GLY:O	9	1.92
(1,37)	1:A:104:ARG:HD2	2:B:79:LYS:C	9	1.92
(1,37)	1:A:104:ARG:HD2	2:B:79:LYS:CA	9	1.92
(1,37)	1:A:104:ARG:HD2	2:B:79:LYS:CB	9	1.92
(1,37)	1:A:104:ARG:HD2	2:B:79:LYS:CD	9	1.92
(1,37)	1:A:104:ARG:HD2	2:B:79:LYS:CE	9	1.92
(1,37)	1:A:104:ARG:HD2	2:B:79:LYS:CG	9	1.92
(1,37)	1:A:104:ARG:HD2	2:B:79:LYS:H	9	1.92
(1,37)	1:A:104:ARG:HD2	2:B:79:LYS:HA	9	1.92
(1,37)	1:A:104:ARG:HD2	2:B:79:LYS:HB2	9	1.92
(1,37)	1:A:104:ARG:HD2	2:B:79:LYS:HB3	9	1.92
(1,37)	1:A:104:ARG:HD2	2:B:79:LYS:HD2	9	1.92
(1,37)	1:A:104:ARG:HD2	2:B:79:LYS:HD3	9	1.92
(1,37)	1:A:104:ARG:HD2	2:B:79:LYS:HE2	9	1.92
(1,37)	1:A:104:ARG:HD2	2:B:79:LYS:HE3	9	1.92
(1,37)	1:A:104:ARG:HD2	2:B:79:LYS:HG2	9	1.92
(1,37)	1:A:104:ARG:HD2	2:B:79:LYS:HG3	9	1.92
(1,37)	1:A:104:ARG:HD2	2:B:79:LYS:HZ1	9	1.92
(1,37)	1:A:104:ARG:HD2	2:B:79:LYS:HZ2	9	1.92

*Continued on next page...*



*Continued from previous page...*

Key	Atom-1	Atom-2	Model ID	Violation (Å)
(1,37)	1:A:104:ARG:HD2	2:B:79:LYS:HZ3	9	1.92
(1,37)	1:A:104:ARG:HD2	2:B:79:LYS:N	9	1.92
(1,37)	1:A:104:ARG:HD2	2:B:79:LYS:NZ	9	1.92
(1,37)	1:A:104:ARG:HD2	2:B:79:LYS:O	9	1.92
(1,37)	1:A:104:ARG:HD2	2:B:80:ILE:C	9	1.92
(1,37)	1:A:104:ARG:HD2	2:B:80:ILE:CA	9	1.92
(1,37)	1:A:104:ARG:HD2	2:B:80:ILE:CB	9	1.92
(1,37)	1:A:104:ARG:HD2	2:B:80:ILE:CD1	9	1.92
(1,37)	1:A:104:ARG:HD2	2:B:80:ILE:CG1	9	1.92
(1,37)	1:A:104:ARG:HD2	2:B:80:ILE:CG2	9	1.92
(1,37)	1:A:104:ARG:HD2	2:B:80:ILE:H	9	1.92
(1,37)	1:A:104:ARG:HD2	2:B:80:ILE:HA	9	1.92
(1,37)	1:A:104:ARG:HD2	2:B:80:ILE:HB	9	1.92
(1,37)	1:A:104:ARG:HD2	2:B:80:ILE:HD11	9	1.92
(1,37)	1:A:104:ARG:HD2	2:B:80:ILE:HD12	9	1.92
(1,37)	1:A:104:ARG:HD2	2:B:80:ILE:HD13	9	1.92
(1,37)	1:A:104:ARG:HD2	2:B:80:ILE:HG12	9	1.92
(1,37)	1:A:104:ARG:HD2	2:B:80:ILE:HG13	9	1.92
(1,37)	1:A:104:ARG:HD2	2:B:80:ILE:HG21	9	1.92
(1,37)	1:A:104:ARG:HD2	2:B:80:ILE:HG22	9	1.92
(1,37)	1:A:104:ARG:HD2	2:B:80:ILE:HG23	9	1.92
(1,37)	1:A:104:ARG:HD2	2:B:80:ILE:N	9	1.92
(1,37)	1:A:104:ARG:HD2	2:B:80:ILE:O	9	1.92
(1,37)	1:A:104:ARG:HD2	2:B:84:GLN:C	9	1.92
(1,37)	1:A:104:ARG:HD2	2:B:84:GLN:CA	9	1.92
(1,37)	1:A:104:ARG:HD2	2:B:84:GLN:CB	9	1.92
(1,37)	1:A:104:ARG:HD2	2:B:84:GLN:CD	9	1.92
(1,37)	1:A:104:ARG:HD2	2:B:84:GLN:CG	9	1.92
(1,37)	1:A:104:ARG:HD2	2:B:84:GLN:H	9	1.92
(1,37)	1:A:104:ARG:HD2	2:B:84:GLN:HA	9	1.92
(1,37)	1:A:104:ARG:HD2	2:B:84:GLN:HB2	9	1.92
(1,37)	1:A:104:ARG:HD2	2:B:84:GLN:HB3	9	1.92
(1,37)	1:A:104:ARG:HD2	2:B:84:GLN:HE21	9	1.92
(1,37)	1:A:104:ARG:HD2	2:B:84:GLN:HE22	9	1.92
(1,37)	1:A:104:ARG:HD2	2:B:84:GLN:HG2	9	1.92
(1,37)	1:A:104:ARG:HD2	2:B:84:GLN:HG3	9	1.92
(1,37)	1:A:104:ARG:HD2	2:B:84:GLN:N	9	1.92
(1,37)	1:A:104:ARG:HD2	2:B:84:GLN:NE2	9	1.92
(1,37)	1:A:104:ARG:HD2	2:B:84:GLN:O	9	1.92
(1,37)	1:A:104:ARG:HD2	2:B:84:GLN:OE1	9	1.92
(1,37)	1:A:104:ARG:HD2	2:B:97:THR:C	9	1.92
(1,37)	1:A:104:ARG:HD2	2:B:97:THR:CA	9	1.92

*Continued on next page...*

*Continued from previous page...*

Key	Atom-1	Atom-2	Model ID	Violation (Å)
(1,37)	1:A:104:ARG:HD2	2:B:97:THR:CB	9	1.92
(1,37)	1:A:104:ARG:HD2	2:B:97:THR:CG2	9	1.92
(1,37)	1:A:104:ARG:HD2	2:B:97:THR:H	9	1.92
(1,37)	1:A:104:ARG:HD2	2:B:97:THR:HA	9	1.92
(1,37)	1:A:104:ARG:HD2	2:B:97:THR:HB	9	1.92
(1,37)	1:A:104:ARG:HD2	2:B:97:THR:HG1	9	1.92
(1,37)	1:A:104:ARG:HD2	2:B:97:THR:HG21	9	1.92
(1,37)	1:A:104:ARG:HD2	2:B:97:THR:HG22	9	1.92
(1,37)	1:A:104:ARG:HD2	2:B:97:THR:HG23	9	1.92
(1,37)	1:A:104:ARG:HD2	2:B:97:THR:N	9	1.92
(1,37)	1:A:104:ARG:HD2	2:B:97:THR:O	9	1.92
(1,37)	1:A:104:ARG:HD2	2:B:97:THR:OG1	9	1.92
(1,37)	1:A:104:ARG:HD2	2:B:99:HIS:C	9	1.92
(1,37)	1:A:104:ARG:HD2	2:B:99:HIS:CA	9	1.92
(1,37)	1:A:104:ARG:HD2	2:B:99:HIS:CB	9	1.92
(1,37)	1:A:104:ARG:HD2	2:B:99:HIS:CD2	9	1.92
(1,37)	1:A:104:ARG:HD2	2:B:99:HIS:CE1	9	1.92
(1,37)	1:A:104:ARG:HD2	2:B:99:HIS:CG	9	1.92
(1,37)	1:A:104:ARG:HD2	2:B:99:HIS:H	9	1.92
(1,37)	1:A:104:ARG:HD2	2:B:99:HIS:HA	9	1.92
(1,37)	1:A:104:ARG:HD2	2:B:99:HIS:HB2	9	1.92
(1,37)	1:A:104:ARG:HD2	2:B:99:HIS:HB3	9	1.92
(1,37)	1:A:104:ARG:HD2	2:B:99:HIS:HD1	9	1.92
(1,37)	1:A:104:ARG:HD2	2:B:99:HIS:HD2	9	1.92
(1,37)	1:A:104:ARG:HD2	2:B:99:HIS:HE1	9	1.92
(1,37)	1:A:104:ARG:HD2	2:B:99:HIS:HE2	9	1.92
(1,37)	1:A:104:ARG:HD2	2:B:99:HIS:N	9	1.92
(1,37)	1:A:104:ARG:HD2	2:B:99:HIS:ND1	9	1.92
(1,37)	1:A:104:ARG:HD2	2:B:99:HIS:NE2	9	1.92
(1,37)	1:A:104:ARG:HD2	2:B:99:HIS:O	9	1.92
(1,37)	1:A:104:ARG:HD2	2:B:101:VAL:C	9	1.92
(1,37)	1:A:104:ARG:HD2	2:B:101:VAL:CA	9	1.92
(1,37)	1:A:104:ARG:HD2	2:B:101:VAL:CB	9	1.92
(1,37)	1:A:104:ARG:HD2	2:B:101:VAL:CG1	9	1.92
(1,37)	1:A:104:ARG:HD2	2:B:101:VAL:CG2	9	1.92
(1,37)	1:A:104:ARG:HD2	2:B:101:VAL:H	9	1.92
(1,37)	1:A:104:ARG:HD2	2:B:101:VAL:HA	9	1.92
(1,37)	1:A:104:ARG:HD2	2:B:101:VAL:HB	9	1.92
(1,37)	1:A:104:ARG:HD2	2:B:101:VAL:HG11	9	1.92
(1,37)	1:A:104:ARG:HD2	2:B:101:VAL:HG12	9	1.92
(1,37)	1:A:104:ARG:HD2	2:B:101:VAL:HG13	9	1.92
(1,37)	1:A:104:ARG:HD2	2:B:101:VAL:HG21	9	1.92

*Continued on next page...*

*Continued from previous page...*

Key	Atom-1	Atom-2	Model ID	Violation (Å)
(1,37)	1:A:104:ARG:HD2	2:B:101:VAL:HG22	9	1.92
(1,37)	1:A:104:ARG:HD2	2:B:101:VAL:HG23	9	1.92
(1,37)	1:A:104:ARG:HD2	2:B:101:VAL:N	9	1.92
(1,37)	1:A:104:ARG:HD2	2:B:101:VAL:O	9	1.92
(1,37)	1:A:104:ARG:HD3	2:B:75:ILE:C	9	1.92
(1,37)	1:A:104:ARG:HD3	2:B:75:ILE:CA	9	1.92
(1,37)	1:A:104:ARG:HD3	2:B:75:ILE:CB	9	1.92
(1,37)	1:A:104:ARG:HD3	2:B:75:ILE:CD1	9	1.92
(1,37)	1:A:104:ARG:HD3	2:B:75:ILE:CG1	9	1.92
(1,37)	1:A:104:ARG:HD3	2:B:75:ILE:CG2	9	1.92
(1,37)	1:A:104:ARG:HD3	2:B:75:ILE:H	9	1.92
(1,37)	1:A:104:ARG:HD3	2:B:75:ILE:HA	9	1.92
(1,37)	1:A:104:ARG:HD3	2:B:75:ILE:HB	9	1.92
(1,37)	1:A:104:ARG:HD3	2:B:75:ILE:HD11	9	1.92
(1,37)	1:A:104:ARG:HD3	2:B:75:ILE:HD12	9	1.92
(1,37)	1:A:104:ARG:HD3	2:B:75:ILE:HD13	9	1.92
(1,37)	1:A:104:ARG:HD3	2:B:75:ILE:HG12	9	1.92
(1,37)	1:A:104:ARG:HD3	2:B:75:ILE:HG13	9	1.92
(1,37)	1:A:104:ARG:HD3	2:B:75:ILE:HG21	9	1.92
(1,37)	1:A:104:ARG:HD3	2:B:75:ILE:HG22	9	1.92
(1,37)	1:A:104:ARG:HD3	2:B:75:ILE:HG23	9	1.92
(1,37)	1:A:104:ARG:HD3	2:B:75:ILE:N	9	1.92
(1,37)	1:A:104:ARG:HD3	2:B:75:ILE:O	9	1.92
(1,37)	1:A:104:ARG:HD3	2:B:77:ALA:C	9	1.92
(1,37)	1:A:104:ARG:HD3	2:B:77:ALA:CA	9	1.92
(1,37)	1:A:104:ARG:HD3	2:B:77:ALA:CB	9	1.92
(1,37)	1:A:104:ARG:HD3	2:B:77:ALA:H	9	1.92
(1,37)	1:A:104:ARG:HD3	2:B:77:ALA:HA	9	1.92
(1,37)	1:A:104:ARG:HD3	2:B:77:ALA:HB1	9	1.92
(1,37)	1:A:104:ARG:HD3	2:B:77:ALA:HB2	9	1.92
(1,37)	1:A:104:ARG:HD3	2:B:77:ALA:HB3	9	1.92
(1,37)	1:A:104:ARG:HD3	2:B:77:ALA:N	9	1.92
(1,37)	1:A:104:ARG:HD3	2:B:77:ALA:O	9	1.92
(1,37)	1:A:104:ARG:HD3	2:B:78:GLY:C	9	1.92
(1,37)	1:A:104:ARG:HD3	2:B:78:GLY:CA	9	1.92
(1,37)	1:A:104:ARG:HD3	2:B:78:GLY:H	9	1.92
(1,37)	1:A:104:ARG:HD3	2:B:78:GLY:HA2	9	1.92
(1,37)	1:A:104:ARG:HD3	2:B:78:GLY:HA3	9	1.92
(1,37)	1:A:104:ARG:HD3	2:B:78:GLY:N	9	1.92
(1,37)	1:A:104:ARG:HD3	2:B:78:GLY:O	9	1.92
(1,37)	1:A:104:ARG:HD3	2:B:79:LYS:C	9	1.92
(1,37)	1:A:104:ARG:HD3	2:B:79:LYS:CA	9	1.92

*Continued on next page...*

*Continued from previous page...*

Key	Atom-1	Atom-2	Model ID	Violation (Å)
(1,37)	1:A:104:ARG:HD3	2:B:79:LYS:CB	9	1.92
(1,37)	1:A:104:ARG:HD3	2:B:79:LYS:CD	9	1.92
(1,37)	1:A:104:ARG:HD3	2:B:79:LYS:CE	9	1.92
(1,37)	1:A:104:ARG:HD3	2:B:79:LYS:CG	9	1.92
(1,37)	1:A:104:ARG:HD3	2:B:79:LYS:H	9	1.92
(1,37)	1:A:104:ARG:HD3	2:B:79:LYS:HA	9	1.92
(1,37)	1:A:104:ARG:HD3	2:B:79:LYS:HB2	9	1.92
(1,37)	1:A:104:ARG:HD3	2:B:79:LYS:HB3	9	1.92
(1,37)	1:A:104:ARG:HD3	2:B:79:LYS:HD2	9	1.92
(1,37)	1:A:104:ARG:HD3	2:B:79:LYS:HD3	9	1.92
(1,37)	1:A:104:ARG:HD3	2:B:79:LYS:HE2	9	1.92
(1,37)	1:A:104:ARG:HD3	2:B:79:LYS:HE3	9	1.92
(1,37)	1:A:104:ARG:HD3	2:B:79:LYS:HG2	9	1.92
(1,37)	1:A:104:ARG:HD3	2:B:79:LYS:HG3	9	1.92
(1,37)	1:A:104:ARG:HD3	2:B:79:LYS:HZ1	9	1.92
(1,37)	1:A:104:ARG:HD3	2:B:79:LYS:HZ2	9	1.92
(1,37)	1:A:104:ARG:HD3	2:B:79:LYS:HZ3	9	1.92
(1,37)	1:A:104:ARG:HD3	2:B:79:LYS:N	9	1.92
(1,37)	1:A:104:ARG:HD3	2:B:79:LYS:NZ	9	1.92
(1,37)	1:A:104:ARG:HD3	2:B:79:LYS:O	9	1.92
(1,37)	1:A:104:ARG:HD3	2:B:80:ILE:C	9	1.92
(1,37)	1:A:104:ARG:HD3	2:B:80:ILE:CA	9	1.92
(1,37)	1:A:104:ARG:HD3	2:B:80:ILE:CB	9	1.92
(1,37)	1:A:104:ARG:HD3	2:B:80:ILE:CD1	9	1.92
(1,37)	1:A:104:ARG:HD3	2:B:80:ILE:CG1	9	1.92
(1,37)	1:A:104:ARG:HD3	2:B:80:ILE:CG2	9	1.92
(1,37)	1:A:104:ARG:HD3	2:B:80:ILE:H	9	1.92
(1,37)	1:A:104:ARG:HD3	2:B:80:ILE:HA	9	1.92
(1,37)	1:A:104:ARG:HD3	2:B:80:ILE:HB	9	1.92
(1,37)	1:A:104:ARG:HD3	2:B:80:ILE:HD11	9	1.92
(1,37)	1:A:104:ARG:HD3	2:B:80:ILE:HD12	9	1.92
(1,37)	1:A:104:ARG:HD3	2:B:80:ILE:HD13	9	1.92
(1,37)	1:A:104:ARG:HD3	2:B:80:ILE:HG12	9	1.92
(1,37)	1:A:104:ARG:HD3	2:B:80:ILE:HG13	9	1.92
(1,37)	1:A:104:ARG:HD3	2:B:80:ILE:HG21	9	1.92
(1,37)	1:A:104:ARG:HD3	2:B:80:ILE:HG22	9	1.92
(1,37)	1:A:104:ARG:HD3	2:B:80:ILE:HG23	9	1.92
(1,37)	1:A:104:ARG:HD3	2:B:80:ILE:N	9	1.92
(1,37)	1:A:104:ARG:HD3	2:B:80:ILE:O	9	1.92
(1,37)	1:A:104:ARG:HD3	2:B:84:GLN:C	9	1.92
(1,37)	1:A:104:ARG:HD3	2:B:84:GLN:CA	9	1.92
(1,37)	1:A:104:ARG:HD3	2:B:84:GLN:CB	9	1.92

*Continued on next page...*

*Continued from previous page...*

Key	Atom-1	Atom-2	Model ID	Violation (Å)
(1,37)	1:A:104:ARG:HD3	2:B:84:GLN:CD	9	1.92
(1,37)	1:A:104:ARG:HD3	2:B:84:GLN:CG	9	1.92
(1,37)	1:A:104:ARG:HD3	2:B:84:GLN:H	9	1.92
(1,37)	1:A:104:ARG:HD3	2:B:84:GLN:HA	9	1.92
(1,37)	1:A:104:ARG:HD3	2:B:84:GLN:HB2	9	1.92
(1,37)	1:A:104:ARG:HD3	2:B:84:GLN:HB3	9	1.92
(1,37)	1:A:104:ARG:HD3	2:B:84:GLN:HE21	9	1.92
(1,37)	1:A:104:ARG:HD3	2:B:84:GLN:HE22	9	1.92
(1,37)	1:A:104:ARG:HD3	2:B:84:GLN:HG2	9	1.92
(1,37)	1:A:104:ARG:HD3	2:B:84:GLN:HG3	9	1.92
(1,37)	1:A:104:ARG:HD3	2:B:84:GLN:N	9	1.92
(1,37)	1:A:104:ARG:HD3	2:B:84:GLN:NE2	9	1.92
(1,37)	1:A:104:ARG:HD3	2:B:84:GLN:O	9	1.92
(1,37)	1:A:104:ARG:HD3	2:B:84:GLN:OE1	9	1.92
(1,37)	1:A:104:ARG:HD3	2:B:97:THR:C	9	1.92
(1,37)	1:A:104:ARG:HD3	2:B:97:THR:CA	9	1.92
(1,37)	1:A:104:ARG:HD3	2:B:97:THR:CB	9	1.92
(1,37)	1:A:104:ARG:HD3	2:B:97:THR:CG2	9	1.92
(1,37)	1:A:104:ARG:HD3	2:B:97:THR:H	9	1.92
(1,37)	1:A:104:ARG:HD3	2:B:97:THR:HA	9	1.92
(1,37)	1:A:104:ARG:HD3	2:B:97:THR:HB	9	1.92
(1,37)	1:A:104:ARG:HD3	2:B:97:THR:HG1	9	1.92
(1,37)	1:A:104:ARG:HD3	2:B:97:THR:HG21	9	1.92
(1,37)	1:A:104:ARG:HD3	2:B:97:THR:HG22	9	1.92
(1,37)	1:A:104:ARG:HD3	2:B:97:THR:HG23	9	1.92
(1,37)	1:A:104:ARG:HD3	2:B:97:THR:N	9	1.92
(1,37)	1:A:104:ARG:HD3	2:B:97:THR:O	9	1.92
(1,37)	1:A:104:ARG:HD3	2:B:97:THR:OG1	9	1.92
(1,37)	1:A:104:ARG:HD3	2:B:99:HIS:C	9	1.92
(1,37)	1:A:104:ARG:HD3	2:B:99:HIS:CA	9	1.92
(1,37)	1:A:104:ARG:HD3	2:B:99:HIS:CB	9	1.92
(1,37)	1:A:104:ARG:HD3	2:B:99:HIS:CD2	9	1.92
(1,37)	1:A:104:ARG:HD3	2:B:99:HIS:CE1	9	1.92
(1,37)	1:A:104:ARG:HD3	2:B:99:HIS:CG	9	1.92
(1,37)	1:A:104:ARG:HD3	2:B:99:HIS:H	9	1.92
(1,37)	1:A:104:ARG:HD3	2:B:99:HIS:HA	9	1.92
(1,37)	1:A:104:ARG:HD3	2:B:99:HIS:HB2	9	1.92
(1,37)	1:A:104:ARG:HD3	2:B:99:HIS:HB3	9	1.92
(1,37)	1:A:104:ARG:HD3	2:B:99:HIS:HD1	9	1.92
(1,37)	1:A:104:ARG:HD3	2:B:99:HIS:HD2	9	1.92
(1,37)	1:A:104:ARG:HD3	2:B:99:HIS:HE1	9	1.92
(1,37)	1:A:104:ARG:HD3	2:B:99:HIS:HE2	9	1.92

*Continued on next page...*

*Continued from previous page...*

Key	Atom-1	Atom-2	Model ID	Violation (Å)
(1,37)	1:A:104:ARG:HD3	2:B:99:HIS:N	9	1.92
(1,37)	1:A:104:ARG:HD3	2:B:99:HIS:ND1	9	1.92
(1,37)	1:A:104:ARG:HD3	2:B:99:HIS:NE2	9	1.92
(1,37)	1:A:104:ARG:HD3	2:B:99:HIS:O	9	1.92
(1,37)	1:A:104:ARG:HD3	2:B:101:VAL:C	9	1.92
(1,37)	1:A:104:ARG:HD3	2:B:101:VAL:CA	9	1.92
(1,37)	1:A:104:ARG:HD3	2:B:101:VAL:CB	9	1.92
(1,37)	1:A:104:ARG:HD3	2:B:101:VAL:CG1	9	1.92
(1,37)	1:A:104:ARG:HD3	2:B:101:VAL:CG2	9	1.92
(1,37)	1:A:104:ARG:HD3	2:B:101:VAL:H	9	1.92
(1,37)	1:A:104:ARG:HD3	2:B:101:VAL:HA	9	1.92
(1,37)	1:A:104:ARG:HD3	2:B:101:VAL:HB	9	1.92
(1,37)	1:A:104:ARG:HD3	2:B:101:VAL:HG11	9	1.92
(1,37)	1:A:104:ARG:HD3	2:B:101:VAL:HG12	9	1.92
(1,37)	1:A:104:ARG:HD3	2:B:101:VAL:HG13	9	1.92
(1,37)	1:A:104:ARG:HD3	2:B:101:VAL:HG21	9	1.92
(1,37)	1:A:104:ARG:HD3	2:B:101:VAL:HG22	9	1.92
(1,37)	1:A:104:ARG:HD3	2:B:101:VAL:HG23	9	1.92
(1,37)	1:A:104:ARG:HD3	2:B:101:VAL:N	9	1.92
(1,37)	1:A:104:ARG:HD3	2:B:101:VAL:O	9	1.92
(1,37)	1:A:104:ARG:HE	2:B:75:ILE:C	9	1.92
(1,37)	1:A:104:ARG:HE	2:B:75:ILE:CA	9	1.92
(1,37)	1:A:104:ARG:HE	2:B:75:ILE:CB	9	1.92
(1,37)	1:A:104:ARG:HE	2:B:75:ILE:CD1	9	1.92
(1,37)	1:A:104:ARG:HE	2:B:75:ILE:CG1	9	1.92
(1,37)	1:A:104:ARG:HE	2:B:75:ILE:CG2	9	1.92
(1,37)	1:A:104:ARG:HE	2:B:75:ILE:H	9	1.92
(1,37)	1:A:104:ARG:HE	2:B:75:ILE:HA	9	1.92
(1,37)	1:A:104:ARG:HE	2:B:75:ILE:HB	9	1.92
(1,37)	1:A:104:ARG:HE	2:B:75:ILE:HD11	9	1.92
(1,37)	1:A:104:ARG:HE	2:B:75:ILE:HD12	9	1.92
(1,37)	1:A:104:ARG:HE	2:B:75:ILE:HD13	9	1.92
(1,37)	1:A:104:ARG:HE	2:B:75:ILE:HG12	9	1.92
(1,37)	1:A:104:ARG:HE	2:B:75:ILE:HG13	9	1.92
(1,37)	1:A:104:ARG:HE	2:B:75:ILE:HG21	9	1.92
(1,37)	1:A:104:ARG:HE	2:B:75:ILE:HG22	9	1.92
(1,37)	1:A:104:ARG:HE	2:B:75:ILE:HG23	9	1.92
(1,37)	1:A:104:ARG:HE	2:B:75:ILE:N	9	1.92
(1,37)	1:A:104:ARG:HE	2:B:75:ILE:O	9	1.92
(1,37)	1:A:104:ARG:HE	2:B:77:ALA:C	9	1.92
(1,37)	1:A:104:ARG:HE	2:B:77:ALA:CA	9	1.92
(1,37)	1:A:104:ARG:HE	2:B:77:ALA:CB	9	1.92

*Continued on next page...*

*Continued from previous page...*

Key	Atom-1	Atom-2	Model ID	Violation (Å)
(1,37)	1:A:104:ARG:HE	2:B:77:ALA:H	9	1.92
(1,37)	1:A:104:ARG:HE	2:B:77:ALA:HA	9	1.92
(1,37)	1:A:104:ARG:HE	2:B:77:ALA:HB1	9	1.92
(1,37)	1:A:104:ARG:HE	2:B:77:ALA:HB2	9	1.92
(1,37)	1:A:104:ARG:HE	2:B:77:ALA:HB3	9	1.92
(1,37)	1:A:104:ARG:HE	2:B:77:ALA:N	9	1.92
(1,37)	1:A:104:ARG:HE	2:B:77:ALA:O	9	1.92
(1,37)	1:A:104:ARG:HE	2:B:78:GLY:C	9	1.92
(1,37)	1:A:104:ARG:HE	2:B:78:GLY:CA	9	1.92
(1,37)	1:A:104:ARG:HE	2:B:78:GLY:H	9	1.92
(1,37)	1:A:104:ARG:HE	2:B:78:GLY:HA2	9	1.92
(1,37)	1:A:104:ARG:HE	2:B:78:GLY:HA3	9	1.92
(1,37)	1:A:104:ARG:HE	2:B:78:GLY:N	9	1.92
(1,37)	1:A:104:ARG:HE	2:B:78:GLY:O	9	1.92
(1,37)	1:A:104:ARG:HE	2:B:79:LYS:C	9	1.92
(1,37)	1:A:104:ARG:HE	2:B:79:LYS:CA	9	1.92
(1,37)	1:A:104:ARG:HE	2:B:79:LYS:CB	9	1.92
(1,37)	1:A:104:ARG:HE	2:B:79:LYS:CD	9	1.92
(1,37)	1:A:104:ARG:HE	2:B:79:LYS:CE	9	1.92
(1,37)	1:A:104:ARG:HE	2:B:79:LYS:CG	9	1.92
(1,37)	1:A:104:ARG:HE	2:B:79:LYS:H	9	1.92
(1,37)	1:A:104:ARG:HE	2:B:79:LYS:HA	9	1.92
(1,37)	1:A:104:ARG:HE	2:B:79:LYS:HB2	9	1.92
(1,37)	1:A:104:ARG:HE	2:B:79:LYS:HB3	9	1.92
(1,37)	1:A:104:ARG:HE	2:B:79:LYS:HD2	9	1.92
(1,37)	1:A:104:ARG:HE	2:B:79:LYS:HD3	9	1.92
(1,37)	1:A:104:ARG:HE	2:B:79:LYS:HE2	9	1.92
(1,37)	1:A:104:ARG:HE	2:B:79:LYS:HE3	9	1.92
(1,37)	1:A:104:ARG:HE	2:B:79:LYS:HG2	9	1.92
(1,37)	1:A:104:ARG:HE	2:B:79:LYS:HG3	9	1.92
(1,37)	1:A:104:ARG:HE	2:B:79:LYS:HZ1	9	1.92
(1,37)	1:A:104:ARG:HE	2:B:79:LYS:HZ2	9	1.92
(1,37)	1:A:104:ARG:HE	2:B:79:LYS:HZ3	9	1.92
(1,37)	1:A:104:ARG:HE	2:B:79:LYS:N	9	1.92
(1,37)	1:A:104:ARG:HE	2:B:79:LYS:NZ	9	1.92
(1,37)	1:A:104:ARG:HE	2:B:79:LYS:O	9	1.92
(1,37)	1:A:104:ARG:HE	2:B:80:ILE:C	9	1.92
(1,37)	1:A:104:ARG:HE	2:B:80:ILE:CA	9	1.92
(1,37)	1:A:104:ARG:HE	2:B:80:ILE:CB	9	1.92
(1,37)	1:A:104:ARG:HE	2:B:80:ILE:CD1	9	1.92
(1,37)	1:A:104:ARG:HE	2:B:80:ILE:CG1	9	1.92
(1,37)	1:A:104:ARG:HE	2:B:80:ILE:CG2	9	1.92

*Continued on next page...*

*Continued from previous page...*

Key	Atom-1	Atom-2	Model ID	Violation (Å)
(1,37)	1:A:104:ARG:HE	2:B:80:ILE:H	9	1.92
(1,37)	1:A:104:ARG:HE	2:B:80:ILE:HA	9	1.92
(1,37)	1:A:104:ARG:HE	2:B:80:ILE:HB	9	1.92
(1,37)	1:A:104:ARG:HE	2:B:80:ILE:HD11	9	1.92
(1,37)	1:A:104:ARG:HE	2:B:80:ILE:HD12	9	1.92
(1,37)	1:A:104:ARG:HE	2:B:80:ILE:HD13	9	1.92
(1,37)	1:A:104:ARG:HE	2:B:80:ILE:HG12	9	1.92
(1,37)	1:A:104:ARG:HE	2:B:80:ILE:HG13	9	1.92
(1,37)	1:A:104:ARG:HE	2:B:80:ILE:HG21	9	1.92
(1,37)	1:A:104:ARG:HE	2:B:80:ILE:HG22	9	1.92
(1,37)	1:A:104:ARG:HE	2:B:80:ILE:HG23	9	1.92
(1,37)	1:A:104:ARG:HE	2:B:80:ILE:N	9	1.92
(1,37)	1:A:104:ARG:HE	2:B:80:ILE:O	9	1.92
(1,37)	1:A:104:ARG:HE	2:B:84:GLN:C	9	1.92
(1,37)	1:A:104:ARG:HE	2:B:84:GLN:CA	9	1.92
(1,37)	1:A:104:ARG:HE	2:B:84:GLN:CB	9	1.92
(1,37)	1:A:104:ARG:HE	2:B:84:GLN:CD	9	1.92
(1,37)	1:A:104:ARG:HE	2:B:84:GLN:CG	9	1.92
(1,37)	1:A:104:ARG:HE	2:B:84:GLN:H	9	1.92
(1,37)	1:A:104:ARG:HE	2:B:84:GLN:HA	9	1.92
(1,37)	1:A:104:ARG:HE	2:B:84:GLN:HB2	9	1.92
(1,37)	1:A:104:ARG:HE	2:B:84:GLN:HB3	9	1.92
(1,37)	1:A:104:ARG:HE	2:B:84:GLN:HE21	9	1.92
(1,37)	1:A:104:ARG:HE	2:B:84:GLN:HE22	9	1.92
(1,37)	1:A:104:ARG:HE	2:B:84:GLN:HG2	9	1.92
(1,37)	1:A:104:ARG:HE	2:B:84:GLN:HG3	9	1.92
(1,37)	1:A:104:ARG:HE	2:B:84:GLN:N	9	1.92
(1,37)	1:A:104:ARG:HE	2:B:84:GLN:NE2	9	1.92
(1,37)	1:A:104:ARG:HE	2:B:84:GLN:O	9	1.92
(1,37)	1:A:104:ARG:HE	2:B:84:GLN:OE1	9	1.92
(1,37)	1:A:104:ARG:HE	2:B:97:THR:C	9	1.92
(1,37)	1:A:104:ARG:HE	2:B:97:THR:CA	9	1.92
(1,37)	1:A:104:ARG:HE	2:B:97:THR:CB	9	1.92
(1,37)	1:A:104:ARG:HE	2:B:97:THR:CG2	9	1.92
(1,37)	1:A:104:ARG:HE	2:B:97:THR:H	9	1.92
(1,37)	1:A:104:ARG:HE	2:B:97:THR:HA	9	1.92
(1,37)	1:A:104:ARG:HE	2:B:97:THR:HB	9	1.92
(1,37)	1:A:104:ARG:HE	2:B:97:THR:HG1	9	1.92
(1,37)	1:A:104:ARG:HE	2:B:97:THR:HG21	9	1.92
(1,37)	1:A:104:ARG:HE	2:B:97:THR:HG22	9	1.92
(1,37)	1:A:104:ARG:HE	2:B:97:THR:HG23	9	1.92
(1,37)	1:A:104:ARG:HE	2:B:97:THR:N	9	1.92

*Continued on next page...*



*Continued from previous page...*

Key	Atom-1	Atom-2	Model ID	Violation (Å)
(1,37)	1:A:104:ARG:HE	2:B:97:THR:O	9	1.92
(1,37)	1:A:104:ARG:HE	2:B:97:THR:OG1	9	1.92
(1,37)	1:A:104:ARG:HE	2:B:99:HIS:C	9	1.92
(1,37)	1:A:104:ARG:HE	2:B:99:HIS:CA	9	1.92
(1,37)	1:A:104:ARG:HE	2:B:99:HIS:CB	9	1.92
(1,37)	1:A:104:ARG:HE	2:B:99:HIS:CD2	9	1.92
(1,37)	1:A:104:ARG:HE	2:B:99:HIS:CE1	9	1.92
(1,37)	1:A:104:ARG:HE	2:B:99:HIS:CG	9	1.92
(1,37)	1:A:104:ARG:HE	2:B:99:HIS:H	9	1.92
(1,37)	1:A:104:ARG:HE	2:B:99:HIS:HA	9	1.92
(1,37)	1:A:104:ARG:HE	2:B:99:HIS:HB2	9	1.92
(1,37)	1:A:104:ARG:HE	2:B:99:HIS:HB3	9	1.92
(1,37)	1:A:104:ARG:HE	2:B:99:HIS:HD1	9	1.92
(1,37)	1:A:104:ARG:HE	2:B:99:HIS:HD2	9	1.92
(1,37)	1:A:104:ARG:HE	2:B:99:HIS:HE1	9	1.92
(1,37)	1:A:104:ARG:HE	2:B:99:HIS:HE2	9	1.92
(1,37)	1:A:104:ARG:HE	2:B:99:HIS:N	9	1.92
(1,37)	1:A:104:ARG:HE	2:B:99:HIS:ND1	9	1.92
(1,37)	1:A:104:ARG:HE	2:B:99:HIS:NE2	9	1.92
(1,37)	1:A:104:ARG:HE	2:B:99:HIS:O	9	1.92
(1,37)	1:A:104:ARG:HE	2:B:101:VAL:C	9	1.92
(1,37)	1:A:104:ARG:HE	2:B:101:VAL:CA	9	1.92
(1,37)	1:A:104:ARG:HE	2:B:101:VAL:CB	9	1.92
(1,37)	1:A:104:ARG:HE	2:B:101:VAL:CG1	9	1.92
(1,37)	1:A:104:ARG:HE	2:B:101:VAL:CG2	9	1.92
(1,37)	1:A:104:ARG:HE	2:B:101:VAL:H	9	1.92
(1,37)	1:A:104:ARG:HE	2:B:101:VAL:HA	9	1.92
(1,37)	1:A:104:ARG:HE	2:B:101:VAL:HB	9	1.92
(1,37)	1:A:104:ARG:HE	2:B:101:VAL:HG11	9	1.92
(1,37)	1:A:104:ARG:HE	2:B:101:VAL:HG12	9	1.92
(1,37)	1:A:104:ARG:HE	2:B:101:VAL:HG13	9	1.92
(1,37)	1:A:104:ARG:HE	2:B:101:VAL:HG21	9	1.92
(1,37)	1:A:104:ARG:HE	2:B:101:VAL:HG22	9	1.92
(1,37)	1:A:104:ARG:HE	2:B:101:VAL:HG23	9	1.92
(1,37)	1:A:104:ARG:HE	2:B:101:VAL:N	9	1.92
(1,37)	1:A:104:ARG:HE	2:B:101:VAL:O	9	1.92
(1,37)	1:A:104:ARG:HG2	2:B:75:ILE:C	9	1.92
(1,37)	1:A:104:ARG:HG2	2:B:75:ILE:CA	9	1.92
(1,37)	1:A:104:ARG:HG2	2:B:75:ILE:CB	9	1.92
(1,37)	1:A:104:ARG:HG2	2:B:75:ILE:CD1	9	1.92
(1,37)	1:A:104:ARG:HG2	2:B:75:ILE:CG1	9	1.92
(1,37)	1:A:104:ARG:HG2	2:B:75:ILE:CG2	9	1.92

*Continued on next page...*

*Continued from previous page...*

Key	Atom-1	Atom-2	Model ID	Violation (Å)
(1,37)	1:A:104:ARG:HG2	2:B:75:ILE:H	9	1.92
(1,37)	1:A:104:ARG:HG2	2:B:75:ILE:HA	9	1.92
(1,37)	1:A:104:ARG:HG2	2:B:75:ILE:HB	9	1.92
(1,37)	1:A:104:ARG:HG2	2:B:75:ILE:HD11	9	1.92
(1,37)	1:A:104:ARG:HG2	2:B:75:ILE:HD12	9	1.92
(1,37)	1:A:104:ARG:HG2	2:B:75:ILE:HD13	9	1.92
(1,37)	1:A:104:ARG:HG2	2:B:75:ILE:HG12	9	1.92
(1,37)	1:A:104:ARG:HG2	2:B:75:ILE:HG13	9	1.92
(1,37)	1:A:104:ARG:HG2	2:B:75:ILE:HG21	9	1.92
(1,37)	1:A:104:ARG:HG2	2:B:75:ILE:HG22	9	1.92
(1,37)	1:A:104:ARG:HG2	2:B:75:ILE:HG23	9	1.92
(1,37)	1:A:104:ARG:HG2	2:B:75:ILE:N	9	1.92
(1,37)	1:A:104:ARG:HG2	2:B:75:ILE:O	9	1.92
(1,37)	1:A:104:ARG:HG2	2:B:77:ALA:C	9	1.92
(1,37)	1:A:104:ARG:HG2	2:B:77:ALA:CA	9	1.92
(1,37)	1:A:104:ARG:HG2	2:B:77:ALA:CB	9	1.92
(1,37)	1:A:104:ARG:HG2	2:B:77:ALA:H	9	1.92
(1,37)	1:A:104:ARG:HG2	2:B:77:ALA:HA	9	1.92
(1,37)	1:A:104:ARG:HG2	2:B:77:ALA:HB1	9	1.92
(1,37)	1:A:104:ARG:HG2	2:B:77:ALA:HB2	9	1.92
(1,37)	1:A:104:ARG:HG2	2:B:77:ALA:HB3	9	1.92
(1,37)	1:A:104:ARG:HG2	2:B:77:ALA:N	9	1.92
(1,37)	1:A:104:ARG:HG2	2:B:77:ALA:O	9	1.92
(1,37)	1:A:104:ARG:HG2	2:B:78:GLY:C	9	1.92
(1,37)	1:A:104:ARG:HG2	2:B:78:GLY:CA	9	1.92
(1,37)	1:A:104:ARG:HG2	2:B:78:GLY:H	9	1.92
(1,37)	1:A:104:ARG:HG2	2:B:78:GLY:HA2	9	1.92
(1,37)	1:A:104:ARG:HG2	2:B:78:GLY:HA3	9	1.92
(1,37)	1:A:104:ARG:HG2	2:B:78:GLY:N	9	1.92
(1,37)	1:A:104:ARG:HG2	2:B:78:GLY:O	9	1.92
(1,37)	1:A:104:ARG:HG2	2:B:79:LYS:C	9	1.92
(1,37)	1:A:104:ARG:HG2	2:B:79:LYS:CA	9	1.92
(1,37)	1:A:104:ARG:HG2	2:B:79:LYS:CB	9	1.92
(1,37)	1:A:104:ARG:HG2	2:B:79:LYS:CD	9	1.92
(1,37)	1:A:104:ARG:HG2	2:B:79:LYS:CE	9	1.92
(1,37)	1:A:104:ARG:HG2	2:B:79:LYS:CG	9	1.92
(1,37)	1:A:104:ARG:HG2	2:B:79:LYS:H	9	1.92
(1,37)	1:A:104:ARG:HG2	2:B:79:LYS:HA	9	1.92
(1,37)	1:A:104:ARG:HG2	2:B:79:LYS:HB2	9	1.92
(1,37)	1:A:104:ARG:HG2	2:B:79:LYS:HB3	9	1.92
(1,37)	1:A:104:ARG:HG2	2:B:79:LYS:HD2	9	1.92
(1,37)	1:A:104:ARG:HG2	2:B:79:LYS:HD3	9	1.92

*Continued on next page...*

*Continued from previous page...*

Key	Atom-1	Atom-2	Model ID	Violation (Å)
(1,37)	1:A:104:ARG:HG2	2:B:79:LYS:HE2	9	1.92
(1,37)	1:A:104:ARG:HG2	2:B:79:LYS:HE3	9	1.92
(1,37)	1:A:104:ARG:HG2	2:B:79:LYS:HG2	9	1.92
(1,37)	1:A:104:ARG:HG2	2:B:79:LYS:HG3	9	1.92
(1,37)	1:A:104:ARG:HG2	2:B:79:LYS:HZ1	9	1.92
(1,37)	1:A:104:ARG:HG2	2:B:79:LYS:HZ2	9	1.92
(1,37)	1:A:104:ARG:HG2	2:B:79:LYS:HZ3	9	1.92
(1,37)	1:A:104:ARG:HG2	2:B:79:LYS:N	9	1.92
(1,37)	1:A:104:ARG:HG2	2:B:79:LYS:NZ	9	1.92
(1,37)	1:A:104:ARG:HG2	2:B:79:LYS:O	9	1.92
(1,37)	1:A:104:ARG:HG2	2:B:80:ILE:C	9	1.92
(1,37)	1:A:104:ARG:HG2	2:B:80:ILE:CA	9	1.92
(1,37)	1:A:104:ARG:HG2	2:B:80:ILE:CB	9	1.92
(1,37)	1:A:104:ARG:HG2	2:B:80:ILE:CD1	9	1.92
(1,37)	1:A:104:ARG:HG2	2:B:80:ILE:CG1	9	1.92
(1,37)	1:A:104:ARG:HG2	2:B:80:ILE:CG2	9	1.92
(1,37)	1:A:104:ARG:HG2	2:B:80:ILE:H	9	1.92
(1,37)	1:A:104:ARG:HG2	2:B:80:ILE:HA	9	1.92
(1,37)	1:A:104:ARG:HG2	2:B:80:ILE:HB	9	1.92
(1,37)	1:A:104:ARG:HG2	2:B:80:ILE:HD11	9	1.92
(1,37)	1:A:104:ARG:HG2	2:B:80:ILE:HD12	9	1.92
(1,37)	1:A:104:ARG:HG2	2:B:80:ILE:HD13	9	1.92
(1,37)	1:A:104:ARG:HG2	2:B:80:ILE:HG12	9	1.92
(1,37)	1:A:104:ARG:HG2	2:B:80:ILE:HG13	9	1.92
(1,37)	1:A:104:ARG:HG2	2:B:80:ILE:HG21	9	1.92
(1,37)	1:A:104:ARG:HG2	2:B:80:ILE:HG22	9	1.92
(1,37)	1:A:104:ARG:HG2	2:B:80:ILE:HG23	9	1.92
(1,37)	1:A:104:ARG:HG2	2:B:80:ILE:N	9	1.92
(1,37)	1:A:104:ARG:HG2	2:B:80:ILE:O	9	1.92
(1,37)	1:A:104:ARG:HG2	2:B:84:GLN:C	9	1.92
(1,37)	1:A:104:ARG:HG2	2:B:84:GLN:CA	9	1.92
(1,37)	1:A:104:ARG:HG2	2:B:84:GLN:CB	9	1.92
(1,37)	1:A:104:ARG:HG2	2:B:84:GLN:CD	9	1.92
(1,37)	1:A:104:ARG:HG2	2:B:84:GLN:CG	9	1.92
(1,37)	1:A:104:ARG:HG2	2:B:84:GLN:H	9	1.92
(1,37)	1:A:104:ARG:HG2	2:B:84:GLN:HA	9	1.92
(1,37)	1:A:104:ARG:HG2	2:B:84:GLN:HB2	9	1.92
(1,37)	1:A:104:ARG:HG2	2:B:84:GLN:HB3	9	1.92
(1,37)	1:A:104:ARG:HG2	2:B:84:GLN:HE21	9	1.92
(1,37)	1:A:104:ARG:HG2	2:B:84:GLN:HE22	9	1.92
(1,37)	1:A:104:ARG:HG2	2:B:84:GLN:HG2	9	1.92
(1,37)	1:A:104:ARG:HG2	2:B:84:GLN:HG3	9	1.92

*Continued on next page...*

*Continued from previous page...*

Key	Atom-1	Atom-2	Model ID	Violation (Å)
(1,37)	1:A:104:ARG:HG2	2:B:84:GLN:N	9	1.92
(1,37)	1:A:104:ARG:HG2	2:B:84:GLN:NE2	9	1.92
(1,37)	1:A:104:ARG:HG2	2:B:84:GLN:O	9	1.92
(1,37)	1:A:104:ARG:HG2	2:B:84:GLN:OE1	9	1.92
(1,37)	1:A:104:ARG:HG2	2:B:97:THR:C	9	1.92
(1,37)	1:A:104:ARG:HG2	2:B:97:THR:CA	9	1.92
(1,37)	1:A:104:ARG:HG2	2:B:97:THR:CB	9	1.92
(1,37)	1:A:104:ARG:HG2	2:B:97:THR:CG2	9	1.92
(1,37)	1:A:104:ARG:HG2	2:B:97:THR:H	9	1.92
(1,37)	1:A:104:ARG:HG2	2:B:97:THR:HA	9	1.92
(1,37)	1:A:104:ARG:HG2	2:B:97:THR:HB	9	1.92
(1,37)	1:A:104:ARG:HG2	2:B:97:THR:HG1	9	1.92
(1,37)	1:A:104:ARG:HG2	2:B:97:THR:HG21	9	1.92
(1,37)	1:A:104:ARG:HG2	2:B:97:THR:HG22	9	1.92
(1,37)	1:A:104:ARG:HG2	2:B:97:THR:HG23	9	1.92
(1,37)	1:A:104:ARG:HG2	2:B:97:THR:N	9	1.92
(1,37)	1:A:104:ARG:HG2	2:B:97:THR:O	9	1.92
(1,37)	1:A:104:ARG:HG2	2:B:97:THR:OG1	9	1.92
(1,37)	1:A:104:ARG:HG2	2:B:99:HIS:C	9	1.92
(1,37)	1:A:104:ARG:HG2	2:B:99:HIS:CA	9	1.92
(1,37)	1:A:104:ARG:HG2	2:B:99:HIS:CB	9	1.92
(1,37)	1:A:104:ARG:HG2	2:B:99:HIS:CD2	9	1.92
(1,37)	1:A:104:ARG:HG2	2:B:99:HIS:CE1	9	1.92
(1,37)	1:A:104:ARG:HG2	2:B:99:HIS:CG	9	1.92
(1,37)	1:A:104:ARG:HG2	2:B:99:HIS:H	9	1.92
(1,37)	1:A:104:ARG:HG2	2:B:99:HIS:HA	9	1.92
(1,37)	1:A:104:ARG:HG2	2:B:99:HIS:HB2	9	1.92
(1,37)	1:A:104:ARG:HG2	2:B:99:HIS:HB3	9	1.92
(1,37)	1:A:104:ARG:HG2	2:B:99:HIS:HD1	9	1.92
(1,37)	1:A:104:ARG:HG2	2:B:99:HIS:HD2	9	1.92
(1,37)	1:A:104:ARG:HG2	2:B:99:HIS:HE1	9	1.92
(1,37)	1:A:104:ARG:HG2	2:B:99:HIS:HE2	9	1.92
(1,37)	1:A:104:ARG:HG2	2:B:99:HIS:N	9	1.92
(1,37)	1:A:104:ARG:HG2	2:B:99:HIS:ND1	9	1.92
(1,37)	1:A:104:ARG:HG2	2:B:99:HIS:NE2	9	1.92
(1,37)	1:A:104:ARG:HG2	2:B:99:HIS:O	9	1.92
(1,37)	1:A:104:ARG:HG2	2:B:101:VAL:C	9	1.92
(1,37)	1:A:104:ARG:HG2	2:B:101:VAL:CA	9	1.92
(1,37)	1:A:104:ARG:HG2	2:B:101:VAL:CB	9	1.92
(1,37)	1:A:104:ARG:HG2	2:B:101:VAL:CG1	9	1.92
(1,37)	1:A:104:ARG:HG2	2:B:101:VAL:CG2	9	1.92
(1,37)	1:A:104:ARG:HG2	2:B:101:VAL:H	9	1.92

*Continued on next page...*

*Continued from previous page...*

Key	Atom-1	Atom-2	Model ID	Violation (Å)
(1,37)	1:A:104:ARG:HG2	2:B:101:VAL:HA	9	1.92
(1,37)	1:A:104:ARG:HG2	2:B:101:VAL:HB	9	1.92
(1,37)	1:A:104:ARG:HG2	2:B:101:VAL:HG11	9	1.92
(1,37)	1:A:104:ARG:HG2	2:B:101:VAL:HG12	9	1.92
(1,37)	1:A:104:ARG:HG2	2:B:101:VAL:HG13	9	1.92
(1,37)	1:A:104:ARG:HG2	2:B:101:VAL:HG21	9	1.92
(1,37)	1:A:104:ARG:HG2	2:B:101:VAL:HG22	9	1.92
(1,37)	1:A:104:ARG:HG2	2:B:101:VAL:HG23	9	1.92
(1,37)	1:A:104:ARG:HG2	2:B:101:VAL:N	9	1.92
(1,37)	1:A:104:ARG:HG2	2:B:101:VAL:O	9	1.92
(1,37)	1:A:104:ARG:HG3	2:B:75:ILE:C	9	1.92
(1,37)	1:A:104:ARG:HG3	2:B:75:ILE:CA	9	1.92
(1,37)	1:A:104:ARG:HG3	2:B:75:ILE:CB	9	1.92
(1,37)	1:A:104:ARG:HG3	2:B:75:ILE:CD1	9	1.92
(1,37)	1:A:104:ARG:HG3	2:B:75:ILE:CG1	9	1.92
(1,37)	1:A:104:ARG:HG3	2:B:75:ILE:CG2	9	1.92
(1,37)	1:A:104:ARG:HG3	2:B:75:ILE:H	9	1.92
(1,37)	1:A:104:ARG:HG3	2:B:75:ILE:HA	9	1.92
(1,37)	1:A:104:ARG:HG3	2:B:75:ILE:HB	9	1.92
(1,37)	1:A:104:ARG:HG3	2:B:75:ILE:HD11	9	1.92
(1,37)	1:A:104:ARG:HG3	2:B:75:ILE:HD12	9	1.92
(1,37)	1:A:104:ARG:HG3	2:B:75:ILE:HD13	9	1.92
(1,37)	1:A:104:ARG:HG3	2:B:75:ILE:HG12	9	1.92
(1,37)	1:A:104:ARG:HG3	2:B:75:ILE:HG13	9	1.92
(1,37)	1:A:104:ARG:HG3	2:B:75:ILE:HG21	9	1.92
(1,37)	1:A:104:ARG:HG3	2:B:75:ILE:HG22	9	1.92
(1,37)	1:A:104:ARG:HG3	2:B:75:ILE:HG23	9	1.92
(1,37)	1:A:104:ARG:HG3	2:B:75:ILE:N	9	1.92
(1,37)	1:A:104:ARG:HG3	2:B:75:ILE:O	9	1.92
(1,37)	1:A:104:ARG:HG3	2:B:77:ALA:C	9	1.92
(1,37)	1:A:104:ARG:HG3	2:B:77:ALA:CA	9	1.92
(1,37)	1:A:104:ARG:HG3	2:B:77:ALA:CB	9	1.92
(1,37)	1:A:104:ARG:HG3	2:B:77:ALA:H	9	1.92
(1,37)	1:A:104:ARG:HG3	2:B:77:ALA:HA	9	1.92
(1,37)	1:A:104:ARG:HG3	2:B:77:ALA:HB1	9	1.92
(1,37)	1:A:104:ARG:HG3	2:B:77:ALA:HB2	9	1.92
(1,37)	1:A:104:ARG:HG3	2:B:77:ALA:HB3	9	1.92
(1,37)	1:A:104:ARG:HG3	2:B:77:ALA:N	9	1.92
(1,37)	1:A:104:ARG:HG3	2:B:77:ALA:O	9	1.92
(1,37)	1:A:104:ARG:HG3	2:B:78:GLY:C	9	1.92
(1,37)	1:A:104:ARG:HG3	2:B:78:GLY:CA	9	1.92
(1,37)	1:A:104:ARG:HG3	2:B:78:GLY:H	9	1.92

*Continued on next page...*

*Continued from previous page...*

Key	Atom-1	Atom-2	Model ID	Violation (Å)
(1,37)	1:A:104:ARG:HG3	2:B:78:GLY:HA2	9	1.92
(1,37)	1:A:104:ARG:HG3	2:B:78:GLY:HA3	9	1.92
(1,37)	1:A:104:ARG:HG3	2:B:78:GLY:N	9	1.92
(1,37)	1:A:104:ARG:HG3	2:B:78:GLY:O	9	1.92
(1,37)	1:A:104:ARG:HG3	2:B:79:LYS:C	9	1.92
(1,37)	1:A:104:ARG:HG3	2:B:79:LYS:CA	9	1.92
(1,37)	1:A:104:ARG:HG3	2:B:79:LYS:CB	9	1.92
(1,37)	1:A:104:ARG:HG3	2:B:79:LYS:CD	9	1.92
(1,37)	1:A:104:ARG:HG3	2:B:79:LYS:CE	9	1.92
(1,37)	1:A:104:ARG:HG3	2:B:79:LYS:CG	9	1.92
(1,37)	1:A:104:ARG:HG3	2:B:79:LYS:H	9	1.92
(1,37)	1:A:104:ARG:HG3	2:B:79:LYS:HA	9	1.92
(1,37)	1:A:104:ARG:HG3	2:B:79:LYS:HB2	9	1.92
(1,37)	1:A:104:ARG:HG3	2:B:79:LYS:HB3	9	1.92
(1,37)	1:A:104:ARG:HG3	2:B:79:LYS:HD2	9	1.92
(1,37)	1:A:104:ARG:HG3	2:B:79:LYS:HD3	9	1.92
(1,37)	1:A:104:ARG:HG3	2:B:79:LYS:HE2	9	1.92
(1,37)	1:A:104:ARG:HG3	2:B:79:LYS:HE3	9	1.92
(1,37)	1:A:104:ARG:HG3	2:B:79:LYS:HG2	9	1.92
(1,37)	1:A:104:ARG:HG3	2:B:79:LYS:HG3	9	1.92
(1,37)	1:A:104:ARG:HG3	2:B:79:LYS:HZ1	9	1.92
(1,37)	1:A:104:ARG:HG3	2:B:79:LYS:HZ2	9	1.92
(1,37)	1:A:104:ARG:HG3	2:B:79:LYS:HZ3	9	1.92
(1,37)	1:A:104:ARG:HG3	2:B:79:LYS:N	9	1.92
(1,37)	1:A:104:ARG:HG3	2:B:79:LYS:NZ	9	1.92
(1,37)	1:A:104:ARG:HG3	2:B:79:LYS:O	9	1.92
(1,37)	1:A:104:ARG:HG3	2:B:80:ILE:C	9	1.92
(1,37)	1:A:104:ARG:HG3	2:B:80:ILE:CA	9	1.92
(1,37)	1:A:104:ARG:HG3	2:B:80:ILE:CB	9	1.92
(1,37)	1:A:104:ARG:HG3	2:B:80:ILE:CD1	9	1.92
(1,37)	1:A:104:ARG:HG3	2:B:80:ILE:CG1	9	1.92
(1,37)	1:A:104:ARG:HG3	2:B:80:ILE:CG2	9	1.92
(1,37)	1:A:104:ARG:HG3	2:B:80:ILE:H	9	1.92
(1,37)	1:A:104:ARG:HG3	2:B:80:ILE:HA	9	1.92
(1,37)	1:A:104:ARG:HG3	2:B:80:ILE:HB	9	1.92
(1,37)	1:A:104:ARG:HG3	2:B:80:ILE:HD11	9	1.92
(1,37)	1:A:104:ARG:HG3	2:B:80:ILE:HD12	9	1.92
(1,37)	1:A:104:ARG:HG3	2:B:80:ILE:HD13	9	1.92
(1,37)	1:A:104:ARG:HG3	2:B:80:ILE:HG12	9	1.92
(1,37)	1:A:104:ARG:HG3	2:B:80:ILE:HG13	9	1.92
(1,37)	1:A:104:ARG:HG3	2:B:80:ILE:HG21	9	1.92
(1,37)	1:A:104:ARG:HG3	2:B:80:ILE:HG22	9	1.92

*Continued on next page...*

*Continued from previous page...*

Key	Atom-1	Atom-2	Model ID	Violation (Å)
(1,37)	1:A:104:ARG:HG3	2:B:80:ILE:HG23	9	1.92
(1,37)	1:A:104:ARG:HG3	2:B:80:ILE:N	9	1.92
(1,37)	1:A:104:ARG:HG3	2:B:80:ILE:O	9	1.92
(1,37)	1:A:104:ARG:HG3	2:B:84:GLN:C	9	1.92
(1,37)	1:A:104:ARG:HG3	2:B:84:GLN:CA	9	1.92
(1,37)	1:A:104:ARG:HG3	2:B:84:GLN:CB	9	1.92
(1,37)	1:A:104:ARG:HG3	2:B:84:GLN:CD	9	1.92
(1,37)	1:A:104:ARG:HG3	2:B:84:GLN:CG	9	1.92
(1,37)	1:A:104:ARG:HG3	2:B:84:GLN:H	9	1.92
(1,37)	1:A:104:ARG:HG3	2:B:84:GLN:HA	9	1.92
(1,37)	1:A:104:ARG:HG3	2:B:84:GLN:HB2	9	1.92
(1,37)	1:A:104:ARG:HG3	2:B:84:GLN:HB3	9	1.92
(1,37)	1:A:104:ARG:HG3	2:B:84:GLN:HE21	9	1.92
(1,37)	1:A:104:ARG:HG3	2:B:84:GLN:HE22	9	1.92
(1,37)	1:A:104:ARG:HG3	2:B:84:GLN:HG2	9	1.92
(1,37)	1:A:104:ARG:HG3	2:B:84:GLN:HG3	9	1.92
(1,37)	1:A:104:ARG:HG3	2:B:84:GLN:N	9	1.92
(1,37)	1:A:104:ARG:HG3	2:B:84:GLN:NE2	9	1.92
(1,37)	1:A:104:ARG:HG3	2:B:84:GLN:O	9	1.92
(1,37)	1:A:104:ARG:HG3	2:B:84:GLN:OE1	9	1.92
(1,37)	1:A:104:ARG:HG3	2:B:97:THR:C	9	1.92
(1,37)	1:A:104:ARG:HG3	2:B:97:THR:CA	9	1.92
(1,37)	1:A:104:ARG:HG3	2:B:97:THR:CB	9	1.92
(1,37)	1:A:104:ARG:HG3	2:B:97:THR:CG2	9	1.92
(1,37)	1:A:104:ARG:HG3	2:B:97:THR:H	9	1.92
(1,37)	1:A:104:ARG:HG3	2:B:97:THR:HA	9	1.92
(1,37)	1:A:104:ARG:HG3	2:B:97:THR:HB	9	1.92
(1,37)	1:A:104:ARG:HG3	2:B:97:THR:HG1	9	1.92
(1,37)	1:A:104:ARG:HG3	2:B:97:THR:HG21	9	1.92
(1,37)	1:A:104:ARG:HG3	2:B:97:THR:HG22	9	1.92
(1,37)	1:A:104:ARG:HG3	2:B:97:THR:HG23	9	1.92
(1,37)	1:A:104:ARG:HG3	2:B:97:THR:N	9	1.92
(1,37)	1:A:104:ARG:HG3	2:B:97:THR:O	9	1.92
(1,37)	1:A:104:ARG:HG3	2:B:97:THR:OG1	9	1.92
(1,37)	1:A:104:ARG:HG3	2:B:99:HIS:C	9	1.92
(1,37)	1:A:104:ARG:HG3	2:B:99:HIS:CA	9	1.92
(1,37)	1:A:104:ARG:HG3	2:B:99:HIS:CB	9	1.92
(1,37)	1:A:104:ARG:HG3	2:B:99:HIS:CD2	9	1.92
(1,37)	1:A:104:ARG:HG3	2:B:99:HIS:CE1	9	1.92
(1,37)	1:A:104:ARG:HG3	2:B:99:HIS:CG	9	1.92
(1,37)	1:A:104:ARG:HG3	2:B:99:HIS:H	9	1.92
(1,37)	1:A:104:ARG:HG3	2:B:99:HIS:HA	9	1.92

*Continued on next page...*

*Continued from previous page...*

Key	Atom-1	Atom-2	Model ID	Violation (Å)
(1,37)	1:A:104:ARG:HG3	2:B:99:HIS:HB2	9	1.92
(1,37)	1:A:104:ARG:HG3	2:B:99:HIS:HB3	9	1.92
(1,37)	1:A:104:ARG:HG3	2:B:99:HIS:HD1	9	1.92
(1,37)	1:A:104:ARG:HG3	2:B:99:HIS:HD2	9	1.92
(1,37)	1:A:104:ARG:HG3	2:B:99:HIS:HE1	9	1.92
(1,37)	1:A:104:ARG:HG3	2:B:99:HIS:HE2	9	1.92
(1,37)	1:A:104:ARG:HG3	2:B:99:HIS:N	9	1.92
(1,37)	1:A:104:ARG:HG3	2:B:99:HIS:ND1	9	1.92
(1,37)	1:A:104:ARG:HG3	2:B:99:HIS:NE2	9	1.92
(1,37)	1:A:104:ARG:HG3	2:B:99:HIS:O	9	1.92
(1,37)	1:A:104:ARG:HG3	2:B:101:VAL:C	9	1.92
(1,37)	1:A:104:ARG:HG3	2:B:101:VAL:CA	9	1.92
(1,37)	1:A:104:ARG:HG3	2:B:101:VAL:CB	9	1.92
(1,37)	1:A:104:ARG:HG3	2:B:101:VAL:CG1	9	1.92
(1,37)	1:A:104:ARG:HG3	2:B:101:VAL:CG2	9	1.92
(1,37)	1:A:104:ARG:HG3	2:B:101:VAL:H	9	1.92
(1,37)	1:A:104:ARG:HG3	2:B:101:VAL:HA	9	1.92
(1,37)	1:A:104:ARG:HG3	2:B:101:VAL:HB	9	1.92
(1,37)	1:A:104:ARG:HG3	2:B:101:VAL:HG11	9	1.92
(1,37)	1:A:104:ARG:HG3	2:B:101:VAL:HG12	9	1.92
(1,37)	1:A:104:ARG:HG3	2:B:101:VAL:HG13	9	1.92
(1,37)	1:A:104:ARG:HG3	2:B:101:VAL:HG21	9	1.92
(1,37)	1:A:104:ARG:HG3	2:B:101:VAL:HG22	9	1.92
(1,37)	1:A:104:ARG:HG3	2:B:101:VAL:HG23	9	1.92
(1,37)	1:A:104:ARG:HG3	2:B:101:VAL:N	9	1.92
(1,37)	1:A:104:ARG:HG3	2:B:101:VAL:O	9	1.92
(1,37)	1:A:104:ARG:HH11	2:B:75:ILE:C	9	1.92
(1,37)	1:A:104:ARG:HH11	2:B:75:ILE:CA	9	1.92
(1,37)	1:A:104:ARG:HH11	2:B:75:ILE:CB	9	1.92
(1,37)	1:A:104:ARG:HH11	2:B:75:ILE:CD1	9	1.92
(1,37)	1:A:104:ARG:HH11	2:B:75:ILE:CG1	9	1.92
(1,37)	1:A:104:ARG:HH11	2:B:75:ILE:CG2	9	1.92
(1,37)	1:A:104:ARG:HH11	2:B:75:ILE:H	9	1.92
(1,37)	1:A:104:ARG:HH11	2:B:75:ILE:HA	9	1.92
(1,37)	1:A:104:ARG:HH11	2:B:75:ILE:HB	9	1.92
(1,37)	1:A:104:ARG:HH11	2:B:75:ILE:HD11	9	1.92
(1,37)	1:A:104:ARG:HH11	2:B:75:ILE:HD12	9	1.92
(1,37)	1:A:104:ARG:HH11	2:B:75:ILE:HD13	9	1.92
(1,37)	1:A:104:ARG:HH11	2:B:75:ILE:HG12	9	1.92
(1,37)	1:A:104:ARG:HH11	2:B:75:ILE:HG13	9	1.92
(1,37)	1:A:104:ARG:HH11	2:B:75:ILE:HG21	9	1.92
(1,37)	1:A:104:ARG:HH11	2:B:75:ILE:HG22	9	1.92

*Continued on next page...*



*Continued from previous page...*

Key	Atom-1	Atom-2	Model ID	Violation (Å)
(1,37)	1:A:104:ARG:HH11	2:B:75:ILE:HG23	9	1.92
(1,37)	1:A:104:ARG:HH11	2:B:75:ILE:N	9	1.92
(1,37)	1:A:104:ARG:HH11	2:B:75:ILE:O	9	1.92
(1,37)	1:A:104:ARG:HH11	2:B:77:ALA:C	9	1.92
(1,37)	1:A:104:ARG:HH11	2:B:77:ALA:CA	9	1.92
(1,37)	1:A:104:ARG:HH11	2:B:77:ALA:CB	9	1.92
(1,37)	1:A:104:ARG:HH11	2:B:77:ALA:H	9	1.92
(1,37)	1:A:104:ARG:HH11	2:B:77:ALA:HA	9	1.92
(1,37)	1:A:104:ARG:HH11	2:B:77:ALA:HB1	9	1.92
(1,37)	1:A:104:ARG:HH11	2:B:77:ALA:HB2	9	1.92
(1,37)	1:A:104:ARG:HH11	2:B:77:ALA:HB3	9	1.92
(1,37)	1:A:104:ARG:HH11	2:B:77:ALA:N	9	1.92
(1,37)	1:A:104:ARG:HH11	2:B:77:ALA:O	9	1.92
(1,37)	1:A:104:ARG:HH11	2:B:78:GLY:C	9	1.92
(1,37)	1:A:104:ARG:HH11	2:B:78:GLY:CA	9	1.92
(1,37)	1:A:104:ARG:HH11	2:B:78:GLY:H	9	1.92
(1,37)	1:A:104:ARG:HH11	2:B:78:GLY:HA2	9	1.92
(1,37)	1:A:104:ARG:HH11	2:B:78:GLY:HA3	9	1.92
(1,37)	1:A:104:ARG:HH11	2:B:78:GLY:N	9	1.92
(1,37)	1:A:104:ARG:HH11	2:B:78:GLY:O	9	1.92
(1,37)	1:A:104:ARG:HH11	2:B:79:LYS:C	9	1.92
(1,37)	1:A:104:ARG:HH11	2:B:79:LYS:CA	9	1.92
(1,37)	1:A:104:ARG:HH11	2:B:79:LYS:CB	9	1.92
(1,37)	1:A:104:ARG:HH11	2:B:79:LYS:CD	9	1.92
(1,37)	1:A:104:ARG:HH11	2:B:79:LYS:CE	9	1.92
(1,37)	1:A:104:ARG:HH11	2:B:79:LYS:CG	9	1.92
(1,37)	1:A:104:ARG:HH11	2:B:79:LYS:H	9	1.92
(1,37)	1:A:104:ARG:HH11	2:B:79:LYS:HA	9	1.92
(1,37)	1:A:104:ARG:HH11	2:B:79:LYS:HB2	9	1.92
(1,37)	1:A:104:ARG:HH11	2:B:79:LYS:HB3	9	1.92
(1,37)	1:A:104:ARG:HH11	2:B:79:LYS:HD2	9	1.92
(1,37)	1:A:104:ARG:HH11	2:B:79:LYS:HD3	9	1.92
(1,37)	1:A:104:ARG:HH11	2:B:79:LYS:HE2	9	1.92
(1,37)	1:A:104:ARG:HH11	2:B:79:LYS:HE3	9	1.92
(1,37)	1:A:104:ARG:HH11	2:B:79:LYS:HG2	9	1.92
(1,37)	1:A:104:ARG:HH11	2:B:79:LYS:HG3	9	1.92
(1,37)	1:A:104:ARG:HH11	2:B:79:LYS:HZ1	9	1.92
(1,37)	1:A:104:ARG:HH11	2:B:79:LYS:HZ2	9	1.92
(1,37)	1:A:104:ARG:HH11	2:B:79:LYS:HZ3	9	1.92
(1,37)	1:A:104:ARG:HH11	2:B:79:LYS:N	9	1.92
(1,37)	1:A:104:ARG:HH11	2:B:79:LYS:NZ	9	1.92
(1,37)	1:A:104:ARG:HH11	2:B:79:LYS:O	9	1.92

*Continued on next page...*

*Continued from previous page...*

Key	Atom-1	Atom-2	Model ID	Violation (Å)
(1,37)	1:A:104:ARG:HH11	2:B:80:ILE:C	9	1.92
(1,37)	1:A:104:ARG:HH11	2:B:80:ILE:CA	9	1.92
(1,37)	1:A:104:ARG:HH11	2:B:80:ILE:CB	9	1.92
(1,37)	1:A:104:ARG:HH11	2:B:80:ILE:CD1	9	1.92
(1,37)	1:A:104:ARG:HH11	2:B:80:ILE:CG1	9	1.92
(1,37)	1:A:104:ARG:HH11	2:B:80:ILE:CG2	9	1.92
(1,37)	1:A:104:ARG:HH11	2:B:80:ILE:H	9	1.92
(1,37)	1:A:104:ARG:HH11	2:B:80:ILE:HA	9	1.92
(1,37)	1:A:104:ARG:HH11	2:B:80:ILE:HB	9	1.92
(1,37)	1:A:104:ARG:HH11	2:B:80:ILE:HD11	9	1.92
(1,37)	1:A:104:ARG:HH11	2:B:80:ILE:HD12	9	1.92
(1,37)	1:A:104:ARG:HH11	2:B:80:ILE:HD13	9	1.92
(1,37)	1:A:104:ARG:HH11	2:B:80:ILE:HG12	9	1.92
(1,37)	1:A:104:ARG:HH11	2:B:80:ILE:HG13	9	1.92
(1,37)	1:A:104:ARG:HH11	2:B:80:ILE:HG21	9	1.92
(1,37)	1:A:104:ARG:HH11	2:B:80:ILE:HG22	9	1.92
(1,37)	1:A:104:ARG:HH11	2:B:80:ILE:HG23	9	1.92
(1,37)	1:A:104:ARG:HH11	2:B:80:ILE:N	9	1.92
(1,37)	1:A:104:ARG:HH11	2:B:80:ILE:O	9	1.92
(1,37)	1:A:104:ARG:HH11	2:B:84:GLN:C	9	1.92
(1,37)	1:A:104:ARG:HH11	2:B:84:GLN:CA	9	1.92
(1,37)	1:A:104:ARG:HH11	2:B:84:GLN:CB	9	1.92
(1,37)	1:A:104:ARG:HH11	2:B:84:GLN:CD	9	1.92
(1,37)	1:A:104:ARG:HH11	2:B:84:GLN:CG	9	1.92
(1,37)	1:A:104:ARG:HH11	2:B:84:GLN:H	9	1.92
(1,37)	1:A:104:ARG:HH11	2:B:84:GLN:HA	9	1.92
(1,37)	1:A:104:ARG:HH11	2:B:84:GLN:HB2	9	1.92
(1,37)	1:A:104:ARG:HH11	2:B:84:GLN:HB3	9	1.92
(1,37)	1:A:104:ARG:HH11	2:B:84:GLN:HE21	9	1.92
(1,37)	1:A:104:ARG:HH11	2:B:84:GLN:HE22	9	1.92
(1,37)	1:A:104:ARG:HH11	2:B:84:GLN:HG2	9	1.92
(1,37)	1:A:104:ARG:HH11	2:B:84:GLN:HG3	9	1.92
(1,37)	1:A:104:ARG:HH11	2:B:84:GLN:N	9	1.92
(1,37)	1:A:104:ARG:HH11	2:B:84:GLN:NE2	9	1.92
(1,37)	1:A:104:ARG:HH11	2:B:84:GLN:O	9	1.92
(1,37)	1:A:104:ARG:HH11	2:B:84:GLN:OE1	9	1.92
(1,37)	1:A:104:ARG:HH11	2:B:97:THR:C	9	1.92
(1,37)	1:A:104:ARG:HH11	2:B:97:THR:CA	9	1.92
(1,37)	1:A:104:ARG:HH11	2:B:97:THR:CB	9	1.92
(1,37)	1:A:104:ARG:HH11	2:B:97:THR:CG2	9	1.92
(1,37)	1:A:104:ARG:HH11	2:B:97:THR:H	9	1.92
(1,37)	1:A:104:ARG:HH11	2:B:97:THR:HA	9	1.92

*Continued on next page...*

*Continued from previous page...*

Key	Atom-1	Atom-2	Model ID	Violation (Å)
(1,37)	1:A:104:ARG:HH11	2:B:97:THR:HB	9	1.92
(1,37)	1:A:104:ARG:HH11	2:B:97:THR:HG1	9	1.92
(1,37)	1:A:104:ARG:HH11	2:B:97:THR:HG21	9	1.92
(1,37)	1:A:104:ARG:HH11	2:B:97:THR:HG22	9	1.92
(1,37)	1:A:104:ARG:HH11	2:B:97:THR:HG23	9	1.92
(1,37)	1:A:104:ARG:HH11	2:B:97:THR:N	9	1.92
(1,37)	1:A:104:ARG:HH11	2:B:97:THR:O	9	1.92
(1,37)	1:A:104:ARG:HH11	2:B:97:THR:OG1	9	1.92
(1,37)	1:A:104:ARG:HH11	2:B:99:HIS:C	9	1.92
(1,37)	1:A:104:ARG:HH11	2:B:99:HIS:CA	9	1.92
(1,37)	1:A:104:ARG:HH11	2:B:99:HIS:CB	9	1.92
(1,37)	1:A:104:ARG:HH11	2:B:99:HIS:CD2	9	1.92
(1,37)	1:A:104:ARG:HH11	2:B:99:HIS:CE1	9	1.92
(1,37)	1:A:104:ARG:HH11	2:B:99:HIS:CG	9	1.92
(1,37)	1:A:104:ARG:HH11	2:B:99:HIS:H	9	1.92
(1,37)	1:A:104:ARG:HH11	2:B:99:HIS:HA	9	1.92
(1,37)	1:A:104:ARG:HH11	2:B:99:HIS:HB2	9	1.92
(1,37)	1:A:104:ARG:HH11	2:B:99:HIS:HB3	9	1.92
(1,37)	1:A:104:ARG:HH11	2:B:99:HIS:HD1	9	1.92
(1,37)	1:A:104:ARG:HH11	2:B:99:HIS:HD2	9	1.92
(1,37)	1:A:104:ARG:HH11	2:B:99:HIS:HE1	9	1.92
(1,37)	1:A:104:ARG:HH11	2:B:99:HIS:HE2	9	1.92
(1,37)	1:A:104:ARG:HH11	2:B:99:HIS:N	9	1.92
(1,37)	1:A:104:ARG:HH11	2:B:99:HIS:ND1	9	1.92
(1,37)	1:A:104:ARG:HH11	2:B:99:HIS:NE2	9	1.92
(1,37)	1:A:104:ARG:HH11	2:B:99:HIS:O	9	1.92
(1,37)	1:A:104:ARG:HH11	2:B:101:VAL:C	9	1.92
(1,37)	1:A:104:ARG:HH11	2:B:101:VAL:CA	9	1.92
(1,37)	1:A:104:ARG:HH11	2:B:101:VAL:CB	9	1.92
(1,37)	1:A:104:ARG:HH11	2:B:101:VAL:CG1	9	1.92
(1,37)	1:A:104:ARG:HH11	2:B:101:VAL:CG2	9	1.92
(1,37)	1:A:104:ARG:HH11	2:B:101:VAL:H	9	1.92
(1,37)	1:A:104:ARG:HH11	2:B:101:VAL:HA	9	1.92
(1,37)	1:A:104:ARG:HH11	2:B:101:VAL:HB	9	1.92
(1,37)	1:A:104:ARG:HH11	2:B:101:VAL:HG11	9	1.92
(1,37)	1:A:104:ARG:HH11	2:B:101:VAL:HG12	9	1.92
(1,37)	1:A:104:ARG:HH11	2:B:101:VAL:HG13	9	1.92
(1,37)	1:A:104:ARG:HH11	2:B:101:VAL:HG21	9	1.92
(1,37)	1:A:104:ARG:HH11	2:B:101:VAL:HG22	9	1.92
(1,37)	1:A:104:ARG:HH11	2:B:101:VAL:HG23	9	1.92
(1,37)	1:A:104:ARG:HH11	2:B:101:VAL:N	9	1.92
(1,37)	1:A:104:ARG:HH11	2:B:101:VAL:O	9	1.92

*Continued on next page...*

*Continued from previous page...*

Key	Atom-1	Atom-2	Model ID	Violation (Å)
(1,37)	1:A:104:ARG:HH12	2:B:75:ILE:C	9	1.92
(1,37)	1:A:104:ARG:HH12	2:B:75:ILE:CA	9	1.92
(1,37)	1:A:104:ARG:HH12	2:B:75:ILE:CB	9	1.92
(1,37)	1:A:104:ARG:HH12	2:B:75:ILE:CD1	9	1.92
(1,37)	1:A:104:ARG:HH12	2:B:75:ILE:CG1	9	1.92
(1,37)	1:A:104:ARG:HH12	2:B:75:ILE:CG2	9	1.92
(1,37)	1:A:104:ARG:HH12	2:B:75:ILE:H	9	1.92
(1,37)	1:A:104:ARG:HH12	2:B:75:ILE:HA	9	1.92
(1,37)	1:A:104:ARG:HH12	2:B:75:ILE:HB	9	1.92
(1,37)	1:A:104:ARG:HH12	2:B:75:ILE:HD11	9	1.92
(1,37)	1:A:104:ARG:HH12	2:B:75:ILE:HD12	9	1.92
(1,37)	1:A:104:ARG:HH12	2:B:75:ILE:HD13	9	1.92
(1,37)	1:A:104:ARG:HH12	2:B:75:ILE:HG12	9	1.92
(1,37)	1:A:104:ARG:HH12	2:B:75:ILE:HG13	9	1.92
(1,37)	1:A:104:ARG:HH12	2:B:75:ILE:HG21	9	1.92
(1,37)	1:A:104:ARG:HH12	2:B:75:ILE:HG22	9	1.92
(1,37)	1:A:104:ARG:HH12	2:B:75:ILE:HG23	9	1.92
(1,37)	1:A:104:ARG:HH12	2:B:75:ILE:N	9	1.92
(1,37)	1:A:104:ARG:HH12	2:B:75:ILE:O	9	1.92
(1,37)	1:A:104:ARG:HH12	2:B:77:ALA:C	9	1.92
(1,37)	1:A:104:ARG:HH12	2:B:77:ALA:CA	9	1.92
(1,37)	1:A:104:ARG:HH12	2:B:77:ALA:CB	9	1.92
(1,37)	1:A:104:ARG:HH12	2:B:77:ALA:H	9	1.92
(1,37)	1:A:104:ARG:HH12	2:B:77:ALA:HA	9	1.92
(1,37)	1:A:104:ARG:HH12	2:B:77:ALA:HB1	9	1.92
(1,37)	1:A:104:ARG:HH12	2:B:77:ALA:HB2	9	1.92
(1,37)	1:A:104:ARG:HH12	2:B:77:ALA:HB3	9	1.92
(1,37)	1:A:104:ARG:HH12	2:B:77:ALA:N	9	1.92
(1,37)	1:A:104:ARG:HH12	2:B:77:ALA:O	9	1.92
(1,37)	1:A:104:ARG:HH12	2:B:78:GLY:C	9	1.92
(1,37)	1:A:104:ARG:HH12	2:B:78:GLY:CA	9	1.92
(1,37)	1:A:104:ARG:HH12	2:B:78:GLY:H	9	1.92
(1,37)	1:A:104:ARG:HH12	2:B:78:GLY:HA2	9	1.92
(1,37)	1:A:104:ARG:HH12	2:B:78:GLY:HA3	9	1.92
(1,37)	1:A:104:ARG:HH12	2:B:78:GLY:N	9	1.92
(1,37)	1:A:104:ARG:HH12	2:B:78:GLY:O	9	1.92
(1,37)	1:A:104:ARG:HH12	2:B:79:LYS:C	9	1.92
(1,37)	1:A:104:ARG:HH12	2:B:79:LYS:CA	9	1.92
(1,37)	1:A:104:ARG:HH12	2:B:79:LYS:CB	9	1.92
(1,37)	1:A:104:ARG:HH12	2:B:79:LYS:CD	9	1.92
(1,37)	1:A:104:ARG:HH12	2:B:79:LYS:CE	9	1.92
(1,37)	1:A:104:ARG:HH12	2:B:79:LYS:CG	9	1.92

*Continued on next page...*

*Continued from previous page...*

Key	Atom-1	Atom-2	Model ID	Violation (Å)
(1,37)	1:A:104:ARG:HH12	2:B:79:LYS:H	9	1.92
(1,37)	1:A:104:ARG:HH12	2:B:79:LYS:HA	9	1.92
(1,37)	1:A:104:ARG:HH12	2:B:79:LYS:HB2	9	1.92
(1,37)	1:A:104:ARG:HH12	2:B:79:LYS:HB3	9	1.92
(1,37)	1:A:104:ARG:HH12	2:B:79:LYS:HD2	9	1.92
(1,37)	1:A:104:ARG:HH12	2:B:79:LYS:HD3	9	1.92
(1,37)	1:A:104:ARG:HH12	2:B:79:LYS:HE2	9	1.92
(1,37)	1:A:104:ARG:HH12	2:B:79:LYS:HE3	9	1.92
(1,37)	1:A:104:ARG:HH12	2:B:79:LYS:HG2	9	1.92
(1,37)	1:A:104:ARG:HH12	2:B:79:LYS:HG3	9	1.92
(1,37)	1:A:104:ARG:HH12	2:B:79:LYS:HZ1	9	1.92
(1,37)	1:A:104:ARG:HH12	2:B:79:LYS:HZ2	9	1.92
(1,37)	1:A:104:ARG:HH12	2:B:79:LYS:HZ3	9	1.92
(1,37)	1:A:104:ARG:HH12	2:B:79:LYS:N	9	1.92
(1,37)	1:A:104:ARG:HH12	2:B:79:LYS:NZ	9	1.92
(1,37)	1:A:104:ARG:HH12	2:B:79:LYS:O	9	1.92
(1,37)	1:A:104:ARG:HH12	2:B:80:ILE:C	9	1.92
(1,37)	1:A:104:ARG:HH12	2:B:80:ILE:CA	9	1.92
(1,37)	1:A:104:ARG:HH12	2:B:80:ILE:CB	9	1.92
(1,37)	1:A:104:ARG:HH12	2:B:80:ILE:CD1	9	1.92
(1,37)	1:A:104:ARG:HH12	2:B:80:ILE:CG1	9	1.92
(1,37)	1:A:104:ARG:HH12	2:B:80:ILE:CG2	9	1.92
(1,37)	1:A:104:ARG:HH12	2:B:80:ILE:H	9	1.92
(1,37)	1:A:104:ARG:HH12	2:B:80:ILE:HA	9	1.92
(1,37)	1:A:104:ARG:HH12	2:B:80:ILE:HB	9	1.92
(1,37)	1:A:104:ARG:HH12	2:B:80:ILE:HD11	9	1.92
(1,37)	1:A:104:ARG:HH12	2:B:80:ILE:HD12	9	1.92
(1,37)	1:A:104:ARG:HH12	2:B:80:ILE:HD13	9	1.92
(1,37)	1:A:104:ARG:HH12	2:B:80:ILE:HG12	9	1.92
(1,37)	1:A:104:ARG:HH12	2:B:80:ILE:HG13	9	1.92
(1,37)	1:A:104:ARG:HH12	2:B:80:ILE:HG21	9	1.92
(1,37)	1:A:104:ARG:HH12	2:B:80:ILE:HG22	9	1.92
(1,37)	1:A:104:ARG:HH12	2:B:80:ILE:HG23	9	1.92
(1,37)	1:A:104:ARG:HH12	2:B:80:ILE:N	9	1.92
(1,37)	1:A:104:ARG:HH12	2:B:80:ILE:O	9	1.92
(1,37)	1:A:104:ARG:HH12	2:B:84:GLN:C	9	1.92
(1,37)	1:A:104:ARG:HH12	2:B:84:GLN:CA	9	1.92
(1,37)	1:A:104:ARG:HH12	2:B:84:GLN:CB	9	1.92
(1,37)	1:A:104:ARG:HH12	2:B:84:GLN:CD	9	1.92
(1,37)	1:A:104:ARG:HH12	2:B:84:GLN:CG	9	1.92
(1,37)	1:A:104:ARG:HH12	2:B:84:GLN:H	9	1.92
(1,37)	1:A:104:ARG:HH12	2:B:84:GLN:HA	9	1.92

*Continued on next page...*

*Continued from previous page...*

Key	Atom-1	Atom-2	Model ID	Violation (Å)
(1,37)	1:A:104:ARG:HH12	2:B:84:GLN:HB2	9	1.92
(1,37)	1:A:104:ARG:HH12	2:B:84:GLN:HB3	9	1.92
(1,37)	1:A:104:ARG:HH12	2:B:84:GLN:HE21	9	1.92
(1,37)	1:A:104:ARG:HH12	2:B:84:GLN:HE22	9	1.92
(1,37)	1:A:104:ARG:HH12	2:B:84:GLN:HG2	9	1.92
(1,37)	1:A:104:ARG:HH12	2:B:84:GLN:HG3	9	1.92
(1,37)	1:A:104:ARG:HH12	2:B:84:GLN:N	9	1.92
(1,37)	1:A:104:ARG:HH12	2:B:84:GLN:NE2	9	1.92
(1,37)	1:A:104:ARG:HH12	2:B:84:GLN:O	9	1.92
(1,37)	1:A:104:ARG:HH12	2:B:84:GLN:OE1	9	1.92
(1,37)	1:A:104:ARG:HH12	2:B:97:THR:C	9	1.92
(1,37)	1:A:104:ARG:HH12	2:B:97:THR:CA	9	1.92
(1,37)	1:A:104:ARG:HH12	2:B:97:THR:CB	9	1.92
(1,37)	1:A:104:ARG:HH12	2:B:97:THR:CG2	9	1.92
(1,37)	1:A:104:ARG:HH12	2:B:97:THR:H	9	1.92
(1,37)	1:A:104:ARG:HH12	2:B:97:THR:HA	9	1.92
(1,37)	1:A:104:ARG:HH12	2:B:97:THR:HB	9	1.92
(1,37)	1:A:104:ARG:HH12	2:B:97:THR:HG1	9	1.92
(1,37)	1:A:104:ARG:HH12	2:B:97:THR:HG21	9	1.92
(1,37)	1:A:104:ARG:HH12	2:B:97:THR:HG22	9	1.92
(1,37)	1:A:104:ARG:HH12	2:B:97:THR:HG23	9	1.92
(1,37)	1:A:104:ARG:HH12	2:B:97:THR:N	9	1.92
(1,37)	1:A:104:ARG:HH12	2:B:97:THR:O	9	1.92
(1,37)	1:A:104:ARG:HH12	2:B:97:THR:OG1	9	1.92
(1,37)	1:A:104:ARG:HH12	2:B:99:HIS:C	9	1.92
(1,37)	1:A:104:ARG:HH12	2:B:99:HIS:CA	9	1.92
(1,37)	1:A:104:ARG:HH12	2:B:99:HIS:CB	9	1.92
(1,37)	1:A:104:ARG:HH12	2:B:99:HIS:CD2	9	1.92
(1,37)	1:A:104:ARG:HH12	2:B:99:HIS:CE1	9	1.92
(1,37)	1:A:104:ARG:HH12	2:B:99:HIS:CG	9	1.92
(1,37)	1:A:104:ARG:HH12	2:B:99:HIS:H	9	1.92
(1,37)	1:A:104:ARG:HH12	2:B:99:HIS:HA	9	1.92
(1,37)	1:A:104:ARG:HH12	2:B:99:HIS:HB2	9	1.92
(1,37)	1:A:104:ARG:HH12	2:B:99:HIS:HB3	9	1.92
(1,37)	1:A:104:ARG:HH12	2:B:99:HIS:HD1	9	1.92
(1,37)	1:A:104:ARG:HH12	2:B:99:HIS:HD2	9	1.92
(1,37)	1:A:104:ARG:HH12	2:B:99:HIS:HE1	9	1.92
(1,37)	1:A:104:ARG:HH12	2:B:99:HIS:HE2	9	1.92
(1,37)	1:A:104:ARG:HH12	2:B:99:HIS:N	9	1.92
(1,37)	1:A:104:ARG:HH12	2:B:99:HIS:ND1	9	1.92
(1,37)	1:A:104:ARG:HH12	2:B:99:HIS:NE2	9	1.92
(1,37)	1:A:104:ARG:HH12	2:B:99:HIS:O	9	1.92

*Continued on next page...*

*Continued from previous page...*

Key	Atom-1	Atom-2	Model ID	Violation (Å)
(1,37)	1:A:104:ARG:HH12	2:B:101:VAL:C	9	1.92
(1,37)	1:A:104:ARG:HH12	2:B:101:VAL:CA	9	1.92
(1,37)	1:A:104:ARG:HH12	2:B:101:VAL:CB	9	1.92
(1,37)	1:A:104:ARG:HH12	2:B:101:VAL:CG1	9	1.92
(1,37)	1:A:104:ARG:HH12	2:B:101:VAL:CG2	9	1.92
(1,37)	1:A:104:ARG:HH12	2:B:101:VAL:H	9	1.92
(1,37)	1:A:104:ARG:HH12	2:B:101:VAL:HA	9	1.92
(1,37)	1:A:104:ARG:HH12	2:B:101:VAL:HB	9	1.92
(1,37)	1:A:104:ARG:HH12	2:B:101:VAL:HG11	9	1.92
(1,37)	1:A:104:ARG:HH12	2:B:101:VAL:HG12	9	1.92
(1,37)	1:A:104:ARG:HH12	2:B:101:VAL:HG13	9	1.92
(1,37)	1:A:104:ARG:HH12	2:B:101:VAL:HG21	9	1.92
(1,37)	1:A:104:ARG:HH12	2:B:101:VAL:HG22	9	1.92
(1,37)	1:A:104:ARG:HH12	2:B:101:VAL:HG23	9	1.92
(1,37)	1:A:104:ARG:HH12	2:B:101:VAL:N	9	1.92
(1,37)	1:A:104:ARG:HH12	2:B:101:VAL:O	9	1.92
(1,37)	1:A:104:ARG:HH21	2:B:75:ILE:C	9	1.92
(1,37)	1:A:104:ARG:HH21	2:B:75:ILE:CA	9	1.92
(1,37)	1:A:104:ARG:HH21	2:B:75:ILE:CB	9	1.92
(1,37)	1:A:104:ARG:HH21	2:B:75:ILE:CD1	9	1.92
(1,37)	1:A:104:ARG:HH21	2:B:75:ILE:CG1	9	1.92
(1,37)	1:A:104:ARG:HH21	2:B:75:ILE:CG2	9	1.92
(1,37)	1:A:104:ARG:HH21	2:B:75:ILE:H	9	1.92
(1,37)	1:A:104:ARG:HH21	2:B:75:ILE:HA	9	1.92
(1,37)	1:A:104:ARG:HH21	2:B:75:ILE:HB	9	1.92
(1,37)	1:A:104:ARG:HH21	2:B:75:ILE:HD11	9	1.92
(1,37)	1:A:104:ARG:HH21	2:B:75:ILE:HD12	9	1.92
(1,37)	1:A:104:ARG:HH21	2:B:75:ILE:HD13	9	1.92
(1,37)	1:A:104:ARG:HH21	2:B:75:ILE:HG12	9	1.92
(1,37)	1:A:104:ARG:HH21	2:B:75:ILE:HG13	9	1.92
(1,37)	1:A:104:ARG:HH21	2:B:75:ILE:HG21	9	1.92
(1,37)	1:A:104:ARG:HH21	2:B:75:ILE:HG22	9	1.92
(1,37)	1:A:104:ARG:HH21	2:B:75:ILE:HG23	9	1.92
(1,37)	1:A:104:ARG:HH21	2:B:75:ILE:N	9	1.92
(1,37)	1:A:104:ARG:HH21	2:B:75:ILE:O	9	1.92
(1,37)	1:A:104:ARG:HH21	2:B:77:ALA:C	9	1.92
(1,37)	1:A:104:ARG:HH21	2:B:77:ALA:CA	9	1.92
(1,37)	1:A:104:ARG:HH21	2:B:77:ALA:CB	9	1.92
(1,37)	1:A:104:ARG:HH21	2:B:77:ALA:H	9	1.92
(1,37)	1:A:104:ARG:HH21	2:B:77:ALA:HA	9	1.92
(1,37)	1:A:104:ARG:HH21	2:B:77:ALA:HB1	9	1.92
(1,37)	1:A:104:ARG:HH21	2:B:77:ALA:HB2	9	1.92

*Continued on next page...*

*Continued from previous page...*

Key	Atom-1	Atom-2	Model ID	Violation (Å)
(1,37)	1:A:104:ARG:HH21	2:B:77:ALA:HB3	9	1.92
(1,37)	1:A:104:ARG:HH21	2:B:77:ALA:N	9	1.92
(1,37)	1:A:104:ARG:HH21	2:B:77:ALA:O	9	1.92
(1,37)	1:A:104:ARG:HH21	2:B:78:GLY:C	9	1.92
(1,37)	1:A:104:ARG:HH21	2:B:78:GLY:CA	9	1.92
(1,37)	1:A:104:ARG:HH21	2:B:78:GLY:H	9	1.92
(1,37)	1:A:104:ARG:HH21	2:B:78:GLY:HA2	9	1.92
(1,37)	1:A:104:ARG:HH21	2:B:78:GLY:HA3	9	1.92
(1,37)	1:A:104:ARG:HH21	2:B:78:GLY:N	9	1.92
(1,37)	1:A:104:ARG:HH21	2:B:78:GLY:O	9	1.92
(1,37)	1:A:104:ARG:HH21	2:B:79:LYS:C	9	1.92
(1,37)	1:A:104:ARG:HH21	2:B:79:LYS:CA	9	1.92
(1,37)	1:A:104:ARG:HH21	2:B:79:LYS:CB	9	1.92
(1,37)	1:A:104:ARG:HH21	2:B:79:LYS:CD	9	1.92
(1,37)	1:A:104:ARG:HH21	2:B:79:LYS:CE	9	1.92
(1,37)	1:A:104:ARG:HH21	2:B:79:LYS:CG	9	1.92
(1,37)	1:A:104:ARG:HH21	2:B:79:LYS:H	9	1.92
(1,37)	1:A:104:ARG:HH21	2:B:79:LYS:HA	9	1.92
(1,37)	1:A:104:ARG:HH21	2:B:79:LYS:HB2	9	1.92
(1,37)	1:A:104:ARG:HH21	2:B:79:LYS:HB3	9	1.92
(1,37)	1:A:104:ARG:HH21	2:B:79:LYS:HD2	9	1.92
(1,37)	1:A:104:ARG:HH21	2:B:79:LYS:HD3	9	1.92
(1,37)	1:A:104:ARG:HH21	2:B:79:LYS:HE2	9	1.92
(1,37)	1:A:104:ARG:HH21	2:B:79:LYS:HE3	9	1.92
(1,37)	1:A:104:ARG:HH21	2:B:79:LYS:HG2	9	1.92
(1,37)	1:A:104:ARG:HH21	2:B:79:LYS:HG3	9	1.92
(1,37)	1:A:104:ARG:HH21	2:B:79:LYS:HZ1	9	1.92
(1,37)	1:A:104:ARG:HH21	2:B:79:LYS:HZ2	9	1.92
(1,37)	1:A:104:ARG:HH21	2:B:79:LYS:HZ3	9	1.92
(1,37)	1:A:104:ARG:HH21	2:B:79:LYS:N	9	1.92
(1,37)	1:A:104:ARG:HH21	2:B:79:LYS:NZ	9	1.92
(1,37)	1:A:104:ARG:HH21	2:B:79:LYS:O	9	1.92
(1,37)	1:A:104:ARG:HH21	2:B:80:ILE:C	9	1.92
(1,37)	1:A:104:ARG:HH21	2:B:80:ILE:CA	9	1.92
(1,37)	1:A:104:ARG:HH21	2:B:80:ILE:CB	9	1.92
(1,37)	1:A:104:ARG:HH21	2:B:80:ILE:CD1	9	1.92
(1,37)	1:A:104:ARG:HH21	2:B:80:ILE:CG1	9	1.92
(1,37)	1:A:104:ARG:HH21	2:B:80:ILE:CG2	9	1.92
(1,37)	1:A:104:ARG:HH21	2:B:80:ILE:H	9	1.92
(1,37)	1:A:104:ARG:HH21	2:B:80:ILE:HA	9	1.92
(1,37)	1:A:104:ARG:HH21	2:B:80:ILE:HB	9	1.92
(1,37)	1:A:104:ARG:HH21	2:B:80:ILE:HD11	9	1.92

*Continued on next page...*



*Continued from previous page...*

Key	Atom-1	Atom-2	Model ID	Violation (Å)
(1,37)	1:A:104:ARG:HH21	2:B:80:ILE:HD12	9	1.92
(1,37)	1:A:104:ARG:HH21	2:B:80:ILE:HD13	9	1.92
(1,37)	1:A:104:ARG:HH21	2:B:80:ILE:HG12	9	1.92
(1,37)	1:A:104:ARG:HH21	2:B:80:ILE:HG13	9	1.92
(1,37)	1:A:104:ARG:HH21	2:B:80:ILE:HG21	9	1.92
(1,37)	1:A:104:ARG:HH21	2:B:80:ILE:HG22	9	1.92
(1,37)	1:A:104:ARG:HH21	2:B:80:ILE:HG23	9	1.92
(1,37)	1:A:104:ARG:HH21	2:B:80:ILE:N	9	1.92
(1,37)	1:A:104:ARG:HH21	2:B:80:ILE:O	9	1.92
(1,37)	1:A:104:ARG:HH21	2:B:84:GLN:C	9	1.92
(1,37)	1:A:104:ARG:HH21	2:B:84:GLN:CA	9	1.92
(1,37)	1:A:104:ARG:HH21	2:B:84:GLN:CB	9	1.92
(1,37)	1:A:104:ARG:HH21	2:B:84:GLN:CD	9	1.92
(1,37)	1:A:104:ARG:HH21	2:B:84:GLN:CG	9	1.92
(1,37)	1:A:104:ARG:HH21	2:B:84:GLN:H	9	1.92
(1,37)	1:A:104:ARG:HH21	2:B:84:GLN:HA	9	1.92
(1,37)	1:A:104:ARG:HH21	2:B:84:GLN:HB2	9	1.92
(1,37)	1:A:104:ARG:HH21	2:B:84:GLN:HB3	9	1.92
(1,37)	1:A:104:ARG:HH21	2:B:84:GLN:HE21	9	1.92
(1,37)	1:A:104:ARG:HH21	2:B:84:GLN:HE22	9	1.92
(1,37)	1:A:104:ARG:HH21	2:B:84:GLN:HG2	9	1.92
(1,37)	1:A:104:ARG:HH21	2:B:84:GLN:HG3	9	1.92
(1,37)	1:A:104:ARG:HH21	2:B:84:GLN:N	9	1.92
(1,37)	1:A:104:ARG:HH21	2:B:84:GLN:NE2	9	1.92
(1,37)	1:A:104:ARG:HH21	2:B:84:GLN:O	9	1.92
(1,37)	1:A:104:ARG:HH21	2:B:84:GLN:OE1	9	1.92
(1,37)	1:A:104:ARG:HH21	2:B:97:THR:C	9	1.92
(1,37)	1:A:104:ARG:HH21	2:B:97:THR:CA	9	1.92
(1,37)	1:A:104:ARG:HH21	2:B:97:THR:CB	9	1.92
(1,37)	1:A:104:ARG:HH21	2:B:97:THR:CG2	9	1.92
(1,37)	1:A:104:ARG:HH21	2:B:97:THR:H	9	1.92
(1,37)	1:A:104:ARG:HH21	2:B:97:THR:HA	9	1.92
(1,37)	1:A:104:ARG:HH21	2:B:97:THR:HB	9	1.92
(1,37)	1:A:104:ARG:HH21	2:B:97:THR:HG1	9	1.92
(1,37)	1:A:104:ARG:HH21	2:B:97:THR:HG21	9	1.92
(1,37)	1:A:104:ARG:HH21	2:B:97:THR:HG22	9	1.92
(1,37)	1:A:104:ARG:HH21	2:B:97:THR:HG23	9	1.92
(1,37)	1:A:104:ARG:HH21	2:B:97:THR:N	9	1.92
(1,37)	1:A:104:ARG:HH21	2:B:97:THR:O	9	1.92
(1,37)	1:A:104:ARG:HH21	2:B:97:THR:OG1	9	1.92
(1,37)	1:A:104:ARG:HH21	2:B:99:HIS:C	9	1.92
(1,37)	1:A:104:ARG:HH21	2:B:99:HIS:CA	9	1.92

*Continued on next page...*

*Continued from previous page...*

Key	Atom-1	Atom-2	Model ID	Violation (Å)
(1,37)	1:A:104:ARG:HH21	2:B:99:HIS:CB	9	1.92
(1,37)	1:A:104:ARG:HH21	2:B:99:HIS:CD2	9	1.92
(1,37)	1:A:104:ARG:HH21	2:B:99:HIS:CE1	9	1.92
(1,37)	1:A:104:ARG:HH21	2:B:99:HIS:CG	9	1.92
(1,37)	1:A:104:ARG:HH21	2:B:99:HIS:H	9	1.92
(1,37)	1:A:104:ARG:HH21	2:B:99:HIS:HA	9	1.92
(1,37)	1:A:104:ARG:HH21	2:B:99:HIS:HB2	9	1.92
(1,37)	1:A:104:ARG:HH21	2:B:99:HIS:HB3	9	1.92
(1,37)	1:A:104:ARG:HH21	2:B:99:HIS:HD1	9	1.92
(1,37)	1:A:104:ARG:HH21	2:B:99:HIS:HD2	9	1.92
(1,37)	1:A:104:ARG:HH21	2:B:99:HIS:HE1	9	1.92
(1,37)	1:A:104:ARG:HH21	2:B:99:HIS:HE2	9	1.92
(1,37)	1:A:104:ARG:HH21	2:B:99:HIS:N	9	1.92
(1,37)	1:A:104:ARG:HH21	2:B:99:HIS:ND1	9	1.92
(1,37)	1:A:104:ARG:HH21	2:B:99:HIS:NE2	9	1.92
(1,37)	1:A:104:ARG:HH21	2:B:99:HIS:O	9	1.92
(1,37)	1:A:104:ARG:HH21	2:B:101:VAL:C	9	1.92
(1,37)	1:A:104:ARG:HH21	2:B:101:VAL:CA	9	1.92
(1,37)	1:A:104:ARG:HH21	2:B:101:VAL:CB	9	1.92
(1,37)	1:A:104:ARG:HH21	2:B:101:VAL:CG1	9	1.92
(1,37)	1:A:104:ARG:HH21	2:B:101:VAL:CG2	9	1.92
(1,37)	1:A:104:ARG:HH21	2:B:101:VAL:H	9	1.92
(1,37)	1:A:104:ARG:HH21	2:B:101:VAL:HA	9	1.92
(1,37)	1:A:104:ARG:HH21	2:B:101:VAL:HB	9	1.92
(1,37)	1:A:104:ARG:HH21	2:B:101:VAL:HG11	9	1.92
(1,37)	1:A:104:ARG:HH21	2:B:101:VAL:HG12	9	1.92
(1,37)	1:A:104:ARG:HH21	2:B:101:VAL:HG13	9	1.92
(1,37)	1:A:104:ARG:HH21	2:B:101:VAL:HG21	9	1.92
(1,37)	1:A:104:ARG:HH21	2:B:101:VAL:HG22	9	1.92
(1,37)	1:A:104:ARG:HH21	2:B:101:VAL:HG23	9	1.92
(1,37)	1:A:104:ARG:HH21	2:B:101:VAL:N	9	1.92
(1,37)	1:A:104:ARG:HH21	2:B:101:VAL:O	9	1.92
(1,37)	1:A:104:ARG:HH22	2:B:75:ILE:C	9	1.92
(1,37)	1:A:104:ARG:HH22	2:B:75:ILE:CA	9	1.92
(1,37)	1:A:104:ARG:HH22	2:B:75:ILE:CB	9	1.92
(1,37)	1:A:104:ARG:HH22	2:B:75:ILE:CD1	9	1.92
(1,37)	1:A:104:ARG:HH22	2:B:75:ILE:CG1	9	1.92
(1,37)	1:A:104:ARG:HH22	2:B:75:ILE:CG2	9	1.92
(1,37)	1:A:104:ARG:HH22	2:B:75:ILE:H	9	1.92
(1,37)	1:A:104:ARG:HH22	2:B:75:ILE:HA	9	1.92
(1,37)	1:A:104:ARG:HH22	2:B:75:ILE:HB	9	1.92
(1,37)	1:A:104:ARG:HH22	2:B:75:ILE:HD11	9	1.92

*Continued on next page...*

*Continued from previous page...*

Key	Atom-1	Atom-2	Model ID	Violation (Å)
(1,37)	1:A:104:ARG:HH22	2:B:75:ILE:HD12	9	1.92
(1,37)	1:A:104:ARG:HH22	2:B:75:ILE:HD13	9	1.92
(1,37)	1:A:104:ARG:HH22	2:B:75:ILE:HG12	9	1.92
(1,37)	1:A:104:ARG:HH22	2:B:75:ILE:HG13	9	1.92
(1,37)	1:A:104:ARG:HH22	2:B:75:ILE:HG21	9	1.92
(1,37)	1:A:104:ARG:HH22	2:B:75:ILE:HG22	9	1.92
(1,37)	1:A:104:ARG:HH22	2:B:75:ILE:HG23	9	1.92
(1,37)	1:A:104:ARG:HH22	2:B:75:ILE:N	9	1.92
(1,37)	1:A:104:ARG:HH22	2:B:75:ILE:O	9	1.92
(1,37)	1:A:104:ARG:HH22	2:B:77:ALA:C	9	1.92
(1,37)	1:A:104:ARG:HH22	2:B:77:ALA:CA	9	1.92
(1,37)	1:A:104:ARG:HH22	2:B:77:ALA:CB	9	1.92
(1,37)	1:A:104:ARG:HH22	2:B:77:ALA:H	9	1.92
(1,37)	1:A:104:ARG:HH22	2:B:77:ALA:HA	9	1.92
(1,37)	1:A:104:ARG:HH22	2:B:77:ALA:HB1	9	1.92
(1,37)	1:A:104:ARG:HH22	2:B:77:ALA:HB2	9	1.92
(1,37)	1:A:104:ARG:HH22	2:B:77:ALA:HB3	9	1.92
(1,37)	1:A:104:ARG:HH22	2:B:77:ALA:N	9	1.92
(1,37)	1:A:104:ARG:HH22	2:B:77:ALA:O	9	1.92
(1,37)	1:A:104:ARG:HH22	2:B:78:GLY:C	9	1.92
(1,37)	1:A:104:ARG:HH22	2:B:78:GLY:CA	9	1.92
(1,37)	1:A:104:ARG:HH22	2:B:78:GLY:H	9	1.92
(1,37)	1:A:104:ARG:HH22	2:B:78:GLY:HA2	9	1.92
(1,37)	1:A:104:ARG:HH22	2:B:78:GLY:HA3	9	1.92
(1,37)	1:A:104:ARG:HH22	2:B:78:GLY:N	9	1.92
(1,37)	1:A:104:ARG:HH22	2:B:78:GLY:O	9	1.92
(1,37)	1:A:104:ARG:HH22	2:B:79:LYS:C	9	1.92
(1,37)	1:A:104:ARG:HH22	2:B:79:LYS:CA	9	1.92
(1,37)	1:A:104:ARG:HH22	2:B:79:LYS:CB	9	1.92
(1,37)	1:A:104:ARG:HH22	2:B:79:LYS:CD	9	1.92
(1,37)	1:A:104:ARG:HH22	2:B:79:LYS:CE	9	1.92
(1,37)	1:A:104:ARG:HH22	2:B:79:LYS:CG	9	1.92
(1,37)	1:A:104:ARG:HH22	2:B:79:LYS:H	9	1.92
(1,37)	1:A:104:ARG:HH22	2:B:79:LYS:HA	9	1.92
(1,37)	1:A:104:ARG:HH22	2:B:79:LYS:HB2	9	1.92
(1,37)	1:A:104:ARG:HH22	2:B:79:LYS:HB3	9	1.92
(1,37)	1:A:104:ARG:HH22	2:B:79:LYS:HD2	9	1.92
(1,37)	1:A:104:ARG:HH22	2:B:79:LYS:HD3	9	1.92
(1,37)	1:A:104:ARG:HH22	2:B:79:LYS:HE2	9	1.92
(1,37)	1:A:104:ARG:HH22	2:B:79:LYS:HE3	9	1.92
(1,37)	1:A:104:ARG:HH22	2:B:79:LYS:HG2	9	1.92
(1,37)	1:A:104:ARG:HH22	2:B:79:LYS:HG3	9	1.92

*Continued on next page...*

*Continued from previous page...*

Key	Atom-1	Atom-2	Model ID	Violation (Å)
(1,37)	1:A:104:ARG:HH22	2:B:79:LYS:HZ1	9	1.92
(1,37)	1:A:104:ARG:HH22	2:B:79:LYS:HZ2	9	1.92
(1,37)	1:A:104:ARG:HH22	2:B:79:LYS:HZ3	9	1.92
(1,37)	1:A:104:ARG:HH22	2:B:79:LYS:N	9	1.92
(1,37)	1:A:104:ARG:HH22	2:B:79:LYS:NZ	9	1.92
(1,37)	1:A:104:ARG:HH22	2:B:79:LYS:O	9	1.92
(1,37)	1:A:104:ARG:HH22	2:B:80:ILE:C	9	1.92
(1,37)	1:A:104:ARG:HH22	2:B:80:ILE:CA	9	1.92
(1,37)	1:A:104:ARG:HH22	2:B:80:ILE:CB	9	1.92
(1,37)	1:A:104:ARG:HH22	2:B:80:ILE:CD1	9	1.92
(1,37)	1:A:104:ARG:HH22	2:B:80:ILE:CG1	9	1.92
(1,37)	1:A:104:ARG:HH22	2:B:80:ILE:CG2	9	1.92
(1,37)	1:A:104:ARG:HH22	2:B:80:ILE:H	9	1.92
(1,37)	1:A:104:ARG:HH22	2:B:80:ILE:HA	9	1.92
(1,37)	1:A:104:ARG:HH22	2:B:80:ILE:HB	9	1.92
(1,37)	1:A:104:ARG:HH22	2:B:80:ILE:HD11	9	1.92
(1,37)	1:A:104:ARG:HH22	2:B:80:ILE:HD12	9	1.92
(1,37)	1:A:104:ARG:HH22	2:B:80:ILE:HD13	9	1.92
(1,37)	1:A:104:ARG:HH22	2:B:80:ILE:HG12	9	1.92
(1,37)	1:A:104:ARG:HH22	2:B:80:ILE:HG13	9	1.92
(1,37)	1:A:104:ARG:HH22	2:B:80:ILE:HG21	9	1.92
(1,37)	1:A:104:ARG:HH22	2:B:80:ILE:HG22	9	1.92
(1,37)	1:A:104:ARG:HH22	2:B:80:ILE:HG23	9	1.92
(1,37)	1:A:104:ARG:HH22	2:B:80:ILE:N	9	1.92
(1,37)	1:A:104:ARG:HH22	2:B:80:ILE:O	9	1.92
(1,37)	1:A:104:ARG:HH22	2:B:84:GLN:C	9	1.92
(1,37)	1:A:104:ARG:HH22	2:B:84:GLN:CA	9	1.92
(1,37)	1:A:104:ARG:HH22	2:B:84:GLN:CB	9	1.92
(1,37)	1:A:104:ARG:HH22	2:B:84:GLN:CD	9	1.92
(1,37)	1:A:104:ARG:HH22	2:B:84:GLN:CG	9	1.92
(1,37)	1:A:104:ARG:HH22	2:B:84:GLN:H	9	1.92
(1,37)	1:A:104:ARG:HH22	2:B:84:GLN:HA	9	1.92
(1,37)	1:A:104:ARG:HH22	2:B:84:GLN:HB2	9	1.92
(1,37)	1:A:104:ARG:HH22	2:B:84:GLN:HB3	9	1.92
(1,37)	1:A:104:ARG:HH22	2:B:84:GLN:HE21	9	1.92
(1,37)	1:A:104:ARG:HH22	2:B:84:GLN:HE22	9	1.92
(1,37)	1:A:104:ARG:HH22	2:B:84:GLN:HG2	9	1.92
(1,37)	1:A:104:ARG:HH22	2:B:84:GLN:HG3	9	1.92
(1,37)	1:A:104:ARG:HH22	2:B:84:GLN:N	9	1.92
(1,37)	1:A:104:ARG:HH22	2:B:84:GLN:NE2	9	1.92
(1,37)	1:A:104:ARG:HH22	2:B:84:GLN:O	9	1.92
(1,37)	1:A:104:ARG:HH22	2:B:84:GLN:OE1	9	1.92

*Continued on next page...*

*Continued from previous page...*

Key	Atom-1	Atom-2	Model ID	Violation (Å)
(1,37)	1:A:104:ARG:HH22	2:B:97:THR:C	9	1.92
(1,37)	1:A:104:ARG:HH22	2:B:97:THR:CA	9	1.92
(1,37)	1:A:104:ARG:HH22	2:B:97:THR:CB	9	1.92
(1,37)	1:A:104:ARG:HH22	2:B:97:THR:CG2	9	1.92
(1,37)	1:A:104:ARG:HH22	2:B:97:THR:H	9	1.92
(1,37)	1:A:104:ARG:HH22	2:B:97:THR:HA	9	1.92
(1,37)	1:A:104:ARG:HH22	2:B:97:THR:HB	9	1.92
(1,37)	1:A:104:ARG:HH22	2:B:97:THR:HG1	9	1.92
(1,37)	1:A:104:ARG:HH22	2:B:97:THR:HG21	9	1.92
(1,37)	1:A:104:ARG:HH22	2:B:97:THR:HG22	9	1.92
(1,37)	1:A:104:ARG:HH22	2:B:97:THR:HG23	9	1.92
(1,37)	1:A:104:ARG:HH22	2:B:97:THR:N	9	1.92
(1,37)	1:A:104:ARG:HH22	2:B:97:THR:O	9	1.92
(1,37)	1:A:104:ARG:HH22	2:B:97:THR:OG1	9	1.92
(1,37)	1:A:104:ARG:HH22	2:B:99:HIS:C	9	1.92
(1,37)	1:A:104:ARG:HH22	2:B:99:HIS:CA	9	1.92
(1,37)	1:A:104:ARG:HH22	2:B:99:HIS:CB	9	1.92
(1,37)	1:A:104:ARG:HH22	2:B:99:HIS:CD2	9	1.92
(1,37)	1:A:104:ARG:HH22	2:B:99:HIS:CE1	9	1.92
(1,37)	1:A:104:ARG:HH22	2:B:99:HIS:CG	9	1.92
(1,37)	1:A:104:ARG:HH22	2:B:99:HIS:H	9	1.92
(1,37)	1:A:104:ARG:HH22	2:B:99:HIS:HA	9	1.92
(1,37)	1:A:104:ARG:HH22	2:B:99:HIS:HB2	9	1.92
(1,37)	1:A:104:ARG:HH22	2:B:99:HIS:HB3	9	1.92
(1,37)	1:A:104:ARG:HH22	2:B:99:HIS:HD1	9	1.92
(1,37)	1:A:104:ARG:HH22	2:B:99:HIS:HD2	9	1.92
(1,37)	1:A:104:ARG:HH22	2:B:99:HIS:HE1	9	1.92
(1,37)	1:A:104:ARG:HH22	2:B:99:HIS:HE2	9	1.92
(1,37)	1:A:104:ARG:HH22	2:B:99:HIS:N	9	1.92
(1,37)	1:A:104:ARG:HH22	2:B:99:HIS:ND1	9	1.92
(1,37)	1:A:104:ARG:HH22	2:B:99:HIS:NE2	9	1.92
(1,37)	1:A:104:ARG:HH22	2:B:99:HIS:O	9	1.92
(1,37)	1:A:104:ARG:HH22	2:B:101:VAL:C	9	1.92
(1,37)	1:A:104:ARG:HH22	2:B:101:VAL:CA	9	1.92
(1,37)	1:A:104:ARG:HH22	2:B:101:VAL:CB	9	1.92
(1,37)	1:A:104:ARG:HH22	2:B:101:VAL:CG1	9	1.92
(1,37)	1:A:104:ARG:HH22	2:B:101:VAL:CG2	9	1.92
(1,37)	1:A:104:ARG:HH22	2:B:101:VAL:H	9	1.92
(1,37)	1:A:104:ARG:HH22	2:B:101:VAL:HA	9	1.92
(1,37)	1:A:104:ARG:HH22	2:B:101:VAL:HB	9	1.92
(1,37)	1:A:104:ARG:HH22	2:B:101:VAL:HG11	9	1.92
(1,37)	1:A:104:ARG:HH22	2:B:101:VAL:HG12	9	1.92

*Continued on next page...*

*Continued from previous page...*

Key	Atom-1	Atom-2	Model ID	Violation (Å)
(1,37)	1:A:104:ARG:HH22	2:B:101:VAL:HG13	9	1.92
(1,37)	1:A:104:ARG:HH22	2:B:101:VAL:HG21	9	1.92
(1,37)	1:A:104:ARG:HH22	2:B:101:VAL:HG22	9	1.92
(1,37)	1:A:104:ARG:HH22	2:B:101:VAL:HG23	9	1.92
(1,37)	1:A:104:ARG:HH22	2:B:101:VAL:N	9	1.92
(1,37)	1:A:104:ARG:HH22	2:B:101:VAL:O	9	1.92
(1,37)	1:A:104:ARG:N	2:B:75:ILE:C	9	1.92
(1,37)	1:A:104:ARG:N	2:B:75:ILE:CA	9	1.92
(1,37)	1:A:104:ARG:N	2:B:75:ILE:CB	9	1.92
(1,37)	1:A:104:ARG:N	2:B:75:ILE:CD1	9	1.92
(1,37)	1:A:104:ARG:N	2:B:75:ILE:CG1	9	1.92
(1,37)	1:A:104:ARG:N	2:B:75:ILE:CG2	9	1.92
(1,37)	1:A:104:ARG:N	2:B:75:ILE:H	9	1.92
(1,37)	1:A:104:ARG:N	2:B:75:ILE:HA	9	1.92
(1,37)	1:A:104:ARG:N	2:B:75:ILE:HB	9	1.92
(1,37)	1:A:104:ARG:N	2:B:75:ILE:HD11	9	1.92
(1,37)	1:A:104:ARG:N	2:B:75:ILE:HD12	9	1.92
(1,37)	1:A:104:ARG:N	2:B:75:ILE:HD13	9	1.92
(1,37)	1:A:104:ARG:N	2:B:75:ILE:HG12	9	1.92
(1,37)	1:A:104:ARG:N	2:B:75:ILE:HG13	9	1.92
(1,37)	1:A:104:ARG:N	2:B:75:ILE:HG21	9	1.92
(1,37)	1:A:104:ARG:N	2:B:75:ILE:HG22	9	1.92
(1,37)	1:A:104:ARG:N	2:B:75:ILE:HG23	9	1.92
(1,37)	1:A:104:ARG:N	2:B:75:ILE:N	9	1.92
(1,37)	1:A:104:ARG:N	2:B:75:ILE:O	9	1.92
(1,37)	1:A:104:ARG:N	2:B:77:ALA:C	9	1.92
(1,37)	1:A:104:ARG:N	2:B:77:ALA:CA	9	1.92
(1,37)	1:A:104:ARG:N	2:B:77:ALA:CB	9	1.92
(1,37)	1:A:104:ARG:N	2:B:77:ALA:H	9	1.92
(1,37)	1:A:104:ARG:N	2:B:77:ALA:HA	9	1.92
(1,37)	1:A:104:ARG:N	2:B:77:ALA:HB1	9	1.92
(1,37)	1:A:104:ARG:N	2:B:77:ALA:HB2	9	1.92
(1,37)	1:A:104:ARG:N	2:B:77:ALA:HB3	9	1.92
(1,37)	1:A:104:ARG:N	2:B:77:ALA:N	9	1.92
(1,37)	1:A:104:ARG:N	2:B:77:ALA:O	9	1.92
(1,37)	1:A:104:ARG:N	2:B:78:GLY:C	9	1.92
(1,37)	1:A:104:ARG:N	2:B:78:GLY:CA	9	1.92
(1,37)	1:A:104:ARG:N	2:B:78:GLY:H	9	1.92
(1,37)	1:A:104:ARG:N	2:B:78:GLY:HA2	9	1.92
(1,37)	1:A:104:ARG:N	2:B:78:GLY:HA3	9	1.92
(1,37)	1:A:104:ARG:N	2:B:78:GLY:N	9	1.92
(1,37)	1:A:104:ARG:N	2:B:78:GLY:O	9	1.92

*Continued on next page...*

*Continued from previous page...*

Key	Atom-1	Atom-2	Model ID	Violation (Å)
(1,37)	1:A:104:ARG:N	2:B:79:LYS:C	9	1.92
(1,37)	1:A:104:ARG:N	2:B:79:LYS:CA	9	1.92
(1,37)	1:A:104:ARG:N	2:B:79:LYS:CB	9	1.92
(1,37)	1:A:104:ARG:N	2:B:79:LYS:CD	9	1.92
(1,37)	1:A:104:ARG:N	2:B:79:LYS:CE	9	1.92
(1,37)	1:A:104:ARG:N	2:B:79:LYS:CG	9	1.92
(1,37)	1:A:104:ARG:N	2:B:79:LYS:H	9	1.92
(1,37)	1:A:104:ARG:N	2:B:79:LYS:HA	9	1.92
(1,37)	1:A:104:ARG:N	2:B:79:LYS:HB2	9	1.92
(1,37)	1:A:104:ARG:N	2:B:79:LYS:HB3	9	1.92
(1,37)	1:A:104:ARG:N	2:B:79:LYS:HD2	9	1.92
(1,37)	1:A:104:ARG:N	2:B:79:LYS:HD3	9	1.92
(1,37)	1:A:104:ARG:N	2:B:79:LYS:HE2	9	1.92
(1,37)	1:A:104:ARG:N	2:B:79:LYS:HE3	9	1.92
(1,37)	1:A:104:ARG:N	2:B:79:LYS:HG2	9	1.92
(1,37)	1:A:104:ARG:N	2:B:79:LYS:HG3	9	1.92
(1,37)	1:A:104:ARG:N	2:B:79:LYS:HZ1	9	1.92
(1,37)	1:A:104:ARG:N	2:B:79:LYS:HZ2	9	1.92
(1,37)	1:A:104:ARG:N	2:B:79:LYS:HZ3	9	1.92
(1,37)	1:A:104:ARG:N	2:B:79:LYS:N	9	1.92
(1,37)	1:A:104:ARG:N	2:B:79:LYS:NZ	9	1.92
(1,37)	1:A:104:ARG:N	2:B:79:LYS:O	9	1.92
(1,37)	1:A:104:ARG:N	2:B:80:ILE:C	9	1.92
(1,37)	1:A:104:ARG:N	2:B:80:ILE:CA	9	1.92
(1,37)	1:A:104:ARG:N	2:B:80:ILE:CB	9	1.92
(1,37)	1:A:104:ARG:N	2:B:80:ILE:CD1	9	1.92
(1,37)	1:A:104:ARG:N	2:B:80:ILE:CG1	9	1.92
(1,37)	1:A:104:ARG:N	2:B:80:ILE:CG2	9	1.92
(1,37)	1:A:104:ARG:N	2:B:80:ILE:H	9	1.92
(1,37)	1:A:104:ARG:N	2:B:80:ILE:HA	9	1.92
(1,37)	1:A:104:ARG:N	2:B:80:ILE:HB	9	1.92
(1,37)	1:A:104:ARG:N	2:B:80:ILE:HD11	9	1.92
(1,37)	1:A:104:ARG:N	2:B:80:ILE:HD12	9	1.92
(1,37)	1:A:104:ARG:N	2:B:80:ILE:HD13	9	1.92
(1,37)	1:A:104:ARG:N	2:B:80:ILE:HG12	9	1.92
(1,37)	1:A:104:ARG:N	2:B:80:ILE:HG13	9	1.92
(1,37)	1:A:104:ARG:N	2:B:80:ILE:HG21	9	1.92
(1,37)	1:A:104:ARG:N	2:B:80:ILE:HG22	9	1.92
(1,37)	1:A:104:ARG:N	2:B:80:ILE:HG23	9	1.92
(1,37)	1:A:104:ARG:N	2:B:80:ILE:N	9	1.92
(1,37)	1:A:104:ARG:N	2:B:80:ILE:O	9	1.92
(1,37)	1:A:104:ARG:N	2:B:84:GLN:C	9	1.92

*Continued on next page...*

*Continued from previous page...*

Key	Atom-1	Atom-2	Model ID	Violation (Å)
(1,37)	1:A:104:ARG:N	2:B:84:GLN:CA	9	1.92
(1,37)	1:A:104:ARG:N	2:B:84:GLN:CB	9	1.92
(1,37)	1:A:104:ARG:N	2:B:84:GLN:CD	9	1.92
(1,37)	1:A:104:ARG:N	2:B:84:GLN:CG	9	1.92
(1,37)	1:A:104:ARG:N	2:B:84:GLN:H	9	1.92
(1,37)	1:A:104:ARG:N	2:B:84:GLN:HA	9	1.92
(1,37)	1:A:104:ARG:N	2:B:84:GLN:HB2	9	1.92
(1,37)	1:A:104:ARG:N	2:B:84:GLN:HB3	9	1.92
(1,37)	1:A:104:ARG:N	2:B:84:GLN:HE21	9	1.92
(1,37)	1:A:104:ARG:N	2:B:84:GLN:HE22	9	1.92
(1,37)	1:A:104:ARG:N	2:B:84:GLN:HG2	9	1.92
(1,37)	1:A:104:ARG:N	2:B:84:GLN:HG3	9	1.92
(1,37)	1:A:104:ARG:N	2:B:84:GLN:N	9	1.92
(1,37)	1:A:104:ARG:N	2:B:84:GLN:NE2	9	1.92
(1,37)	1:A:104:ARG:N	2:B:84:GLN:O	9	1.92
(1,37)	1:A:104:ARG:N	2:B:84:GLN:OE1	9	1.92
(1,37)	1:A:104:ARG:N	2:B:97:THR:C	9	1.92
(1,37)	1:A:104:ARG:N	2:B:97:THR:CA	9	1.92
(1,37)	1:A:104:ARG:N	2:B:97:THR:CB	9	1.92
(1,37)	1:A:104:ARG:N	2:B:97:THR:CG2	9	1.92
(1,37)	1:A:104:ARG:N	2:B:97:THR:H	9	1.92
(1,37)	1:A:104:ARG:N	2:B:97:THR:HA	9	1.92
(1,37)	1:A:104:ARG:N	2:B:97:THR:HB	9	1.92
(1,37)	1:A:104:ARG:N	2:B:97:THR:HG1	9	1.92
(1,37)	1:A:104:ARG:N	2:B:97:THR:HG21	9	1.92
(1,37)	1:A:104:ARG:N	2:B:97:THR:HG22	9	1.92
(1,37)	1:A:104:ARG:N	2:B:97:THR:HG23	9	1.92
(1,37)	1:A:104:ARG:N	2:B:97:THR:N	9	1.92
(1,37)	1:A:104:ARG:N	2:B:97:THR:O	9	1.92
(1,37)	1:A:104:ARG:N	2:B:97:THR:OG1	9	1.92
(1,37)	1:A:104:ARG:N	2:B:99:HIS:C	9	1.92
(1,37)	1:A:104:ARG:N	2:B:99:HIS:CA	9	1.92
(1,37)	1:A:104:ARG:N	2:B:99:HIS:CB	9	1.92
(1,37)	1:A:104:ARG:N	2:B:99:HIS:CD2	9	1.92
(1,37)	1:A:104:ARG:N	2:B:99:HIS:CE1	9	1.92
(1,37)	1:A:104:ARG:N	2:B:99:HIS:CG	9	1.92
(1,37)	1:A:104:ARG:N	2:B:99:HIS:H	9	1.92
(1,37)	1:A:104:ARG:N	2:B:99:HIS:HA	9	1.92
(1,37)	1:A:104:ARG:N	2:B:99:HIS:HB2	9	1.92
(1,37)	1:A:104:ARG:N	2:B:99:HIS:HB3	9	1.92
(1,37)	1:A:104:ARG:N	2:B:99:HIS:HD1	9	1.92
(1,37)	1:A:104:ARG:N	2:B:99:HIS:HD2	9	1.92

*Continued on next page...*



*Continued from previous page...*

Key	Atom-1	Atom-2	Model ID	Violation (Å)
(1,37)	1:A:104:ARG:N	2:B:99:HIS:HE1	9	1.92
(1,37)	1:A:104:ARG:N	2:B:99:HIS:HE2	9	1.92
(1,37)	1:A:104:ARG:N	2:B:99:HIS:N	9	1.92
(1,37)	1:A:104:ARG:N	2:B:99:HIS:ND1	9	1.92
(1,37)	1:A:104:ARG:N	2:B:99:HIS:NE2	9	1.92
(1,37)	1:A:104:ARG:N	2:B:99:HIS:O	9	1.92
(1,37)	1:A:104:ARG:N	2:B:101:VAL:C	9	1.92
(1,37)	1:A:104:ARG:N	2:B:101:VAL:CA	9	1.92
(1,37)	1:A:104:ARG:N	2:B:101:VAL:CB	9	1.92
(1,37)	1:A:104:ARG:N	2:B:101:VAL:CG1	9	1.92
(1,37)	1:A:104:ARG:N	2:B:101:VAL:CG2	9	1.92
(1,37)	1:A:104:ARG:N	2:B:101:VAL:H	9	1.92
(1,37)	1:A:104:ARG:N	2:B:101:VAL:HA	9	1.92
(1,37)	1:A:104:ARG:N	2:B:101:VAL:HB	9	1.92
(1,37)	1:A:104:ARG:N	2:B:101:VAL:HG11	9	1.92
(1,37)	1:A:104:ARG:N	2:B:101:VAL:HG12	9	1.92
(1,37)	1:A:104:ARG:N	2:B:101:VAL:HG13	9	1.92
(1,37)	1:A:104:ARG:N	2:B:101:VAL:HG21	9	1.92
(1,37)	1:A:104:ARG:N	2:B:101:VAL:HG22	9	1.92
(1,37)	1:A:104:ARG:N	2:B:101:VAL:HG23	9	1.92
(1,37)	1:A:104:ARG:N	2:B:101:VAL:N	9	1.92
(1,37)	1:A:104:ARG:N	2:B:101:VAL:O	9	1.92
(1,37)	1:A:104:ARG:NE	2:B:75:ILE:C	9	1.92
(1,37)	1:A:104:ARG:NE	2:B:75:ILE:CA	9	1.92
(1,37)	1:A:104:ARG:NE	2:B:75:ILE:CB	9	1.92
(1,37)	1:A:104:ARG:NE	2:B:75:ILE:CD1	9	1.92
(1,37)	1:A:104:ARG:NE	2:B:75:ILE:CG1	9	1.92
(1,37)	1:A:104:ARG:NE	2:B:75:ILE:CG2	9	1.92
(1,37)	1:A:104:ARG:NE	2:B:75:ILE:H	9	1.92
(1,37)	1:A:104:ARG:NE	2:B:75:ILE:HA	9	1.92
(1,37)	1:A:104:ARG:NE	2:B:75:ILE:HB	9	1.92
(1,37)	1:A:104:ARG:NE	2:B:75:ILE:HD11	9	1.92
(1,37)	1:A:104:ARG:NE	2:B:75:ILE:HD12	9	1.92
(1,37)	1:A:104:ARG:NE	2:B:75:ILE:HD13	9	1.92
(1,37)	1:A:104:ARG:NE	2:B:75:ILE:HG12	9	1.92
(1,37)	1:A:104:ARG:NE	2:B:75:ILE:HG13	9	1.92
(1,37)	1:A:104:ARG:NE	2:B:75:ILE:HG21	9	1.92
(1,37)	1:A:104:ARG:NE	2:B:75:ILE:HG22	9	1.92
(1,37)	1:A:104:ARG:NE	2:B:75:ILE:HG23	9	1.92
(1,37)	1:A:104:ARG:NE	2:B:75:ILE:N	9	1.92
(1,37)	1:A:104:ARG:NE	2:B:75:ILE:O	9	1.92
(1,37)	1:A:104:ARG:NE	2:B:77:ALA:C	9	1.92

*Continued on next page...*

*Continued from previous page...*

Key	Atom-1	Atom-2	Model ID	Violation (Å)
(1,37)	1:A:104:ARG:NE	2:B:77:ALA:CA	9	1.92
(1,37)	1:A:104:ARG:NE	2:B:77:ALA:CB	9	1.92
(1,37)	1:A:104:ARG:NE	2:B:77:ALA:H	9	1.92
(1,37)	1:A:104:ARG:NE	2:B:77:ALA:HA	9	1.92
(1,37)	1:A:104:ARG:NE	2:B:77:ALA:HB1	9	1.92
(1,37)	1:A:104:ARG:NE	2:B:77:ALA:HB2	9	1.92
(1,37)	1:A:104:ARG:NE	2:B:77:ALA:HB3	9	1.92
(1,37)	1:A:104:ARG:NE	2:B:77:ALA:N	9	1.92
(1,37)	1:A:104:ARG:NE	2:B:77:ALA:O	9	1.92
(1,37)	1:A:104:ARG:NE	2:B:78:GLY:C	9	1.92
(1,37)	1:A:104:ARG:NE	2:B:78:GLY:CA	9	1.92
(1,37)	1:A:104:ARG:NE	2:B:78:GLY:H	9	1.92
(1,37)	1:A:104:ARG:NE	2:B:78:GLY:HA2	9	1.92
(1,37)	1:A:104:ARG:NE	2:B:78:GLY:HA3	9	1.92
(1,37)	1:A:104:ARG:NE	2:B:78:GLY:N	9	1.92
(1,37)	1:A:104:ARG:NE	2:B:78:GLY:O	9	1.92
(1,37)	1:A:104:ARG:NE	2:B:79:LYS:C	9	1.92
(1,37)	1:A:104:ARG:NE	2:B:79:LYS:CA	9	1.92
(1,37)	1:A:104:ARG:NE	2:B:79:LYS:CB	9	1.92
(1,37)	1:A:104:ARG:NE	2:B:79:LYS:CD	9	1.92
(1,37)	1:A:104:ARG:NE	2:B:79:LYS:CE	9	1.92
(1,37)	1:A:104:ARG:NE	2:B:79:LYS:CG	9	1.92
(1,37)	1:A:104:ARG:NE	2:B:79:LYS:H	9	1.92
(1,37)	1:A:104:ARG:NE	2:B:79:LYS:HA	9	1.92
(1,37)	1:A:104:ARG:NE	2:B:79:LYS:HB2	9	1.92
(1,37)	1:A:104:ARG:NE	2:B:79:LYS:HB3	9	1.92
(1,37)	1:A:104:ARG:NE	2:B:79:LYS:HD2	9	1.92
(1,37)	1:A:104:ARG:NE	2:B:79:LYS:HD3	9	1.92
(1,37)	1:A:104:ARG:NE	2:B:79:LYS:HE2	9	1.92
(1,37)	1:A:104:ARG:NE	2:B:79:LYS:HE3	9	1.92
(1,37)	1:A:104:ARG:NE	2:B:79:LYS:HG2	9	1.92
(1,37)	1:A:104:ARG:NE	2:B:79:LYS:HG3	9	1.92
(1,37)	1:A:104:ARG:NE	2:B:79:LYS:HZ1	9	1.92
(1,37)	1:A:104:ARG:NE	2:B:79:LYS:HZ2	9	1.92
(1,37)	1:A:104:ARG:NE	2:B:79:LYS:HZ3	9	1.92
(1,37)	1:A:104:ARG:NE	2:B:79:LYS:N	9	1.92
(1,37)	1:A:104:ARG:NE	2:B:79:LYS:NZ	9	1.92
(1,37)	1:A:104:ARG:NE	2:B:79:LYS:O	9	1.92
(1,37)	1:A:104:ARG:NE	2:B:80:ILE:C	9	1.92
(1,37)	1:A:104:ARG:NE	2:B:80:ILE:CA	9	1.92
(1,37)	1:A:104:ARG:NE	2:B:80:ILE:CB	9	1.92
(1,37)	1:A:104:ARG:NE	2:B:80:ILE:CD1	9	1.92

*Continued on next page...*

*Continued from previous page...*

Key	Atom-1	Atom-2	Model ID	Violation (Å)
(1,37)	1:A:104:ARG:NE	2:B:80:ILE:CG1	9	1.92
(1,37)	1:A:104:ARG:NE	2:B:80:ILE:CG2	9	1.92
(1,37)	1:A:104:ARG:NE	2:B:80:ILE:H	9	1.92
(1,37)	1:A:104:ARG:NE	2:B:80:ILE:HA	9	1.92
(1,37)	1:A:104:ARG:NE	2:B:80:ILE:HB	9	1.92
(1,37)	1:A:104:ARG:NE	2:B:80:ILE:HD11	9	1.92
(1,37)	1:A:104:ARG:NE	2:B:80:ILE:HD12	9	1.92
(1,37)	1:A:104:ARG:NE	2:B:80:ILE:HD13	9	1.92
(1,37)	1:A:104:ARG:NE	2:B:80:ILE:HG12	9	1.92
(1,37)	1:A:104:ARG:NE	2:B:80:ILE:HG13	9	1.92
(1,37)	1:A:104:ARG:NE	2:B:80:ILE:HG21	9	1.92
(1,37)	1:A:104:ARG:NE	2:B:80:ILE:HG22	9	1.92
(1,37)	1:A:104:ARG:NE	2:B:80:ILE:HG23	9	1.92
(1,37)	1:A:104:ARG:NE	2:B:80:ILE:N	9	1.92
(1,37)	1:A:104:ARG:NE	2:B:80:ILE:O	9	1.92
(1,37)	1:A:104:ARG:NE	2:B:84:GLN:C	9	1.92
(1,37)	1:A:104:ARG:NE	2:B:84:GLN:CA	9	1.92
(1,37)	1:A:104:ARG:NE	2:B:84:GLN:CB	9	1.92
(1,37)	1:A:104:ARG:NE	2:B:84:GLN:CD	9	1.92
(1,37)	1:A:104:ARG:NE	2:B:84:GLN:CG	9	1.92
(1,37)	1:A:104:ARG:NE	2:B:84:GLN:H	9	1.92
(1,37)	1:A:104:ARG:NE	2:B:84:GLN:HA	9	1.92
(1,37)	1:A:104:ARG:NE	2:B:84:GLN:HB2	9	1.92
(1,37)	1:A:104:ARG:NE	2:B:84:GLN:HB3	9	1.92
(1,37)	1:A:104:ARG:NE	2:B:84:GLN:HE21	9	1.92
(1,37)	1:A:104:ARG:NE	2:B:84:GLN:HE22	9	1.92
(1,37)	1:A:104:ARG:NE	2:B:84:GLN:HG2	9	1.92
(1,37)	1:A:104:ARG:NE	2:B:84:GLN:HG3	9	1.92
(1,37)	1:A:104:ARG:NE	2:B:84:GLN:N	9	1.92
(1,37)	1:A:104:ARG:NE	2:B:84:GLN:NE2	9	1.92
(1,37)	1:A:104:ARG:NE	2:B:84:GLN:O	9	1.92
(1,37)	1:A:104:ARG:NE	2:B:84:GLN:OE1	9	1.92
(1,37)	1:A:104:ARG:NE	2:B:97:THR:C	9	1.92
(1,37)	1:A:104:ARG:NE	2:B:97:THR:CA	9	1.92
(1,37)	1:A:104:ARG:NE	2:B:97:THR:CB	9	1.92
(1,37)	1:A:104:ARG:NE	2:B:97:THR:CG2	9	1.92
(1,37)	1:A:104:ARG:NE	2:B:97:THR:H	9	1.92
(1,37)	1:A:104:ARG:NE	2:B:97:THR:HA	9	1.92
(1,37)	1:A:104:ARG:NE	2:B:97:THR:HB	9	1.92
(1,37)	1:A:104:ARG:NE	2:B:97:THR:HG1	9	1.92
(1,37)	1:A:104:ARG:NE	2:B:97:THR:HG21	9	1.92
(1,37)	1:A:104:ARG:NE	2:B:97:THR:HG22	9	1.92

*Continued on next page...*

*Continued from previous page...*

Key	Atom-1	Atom-2	Model ID	Violation (Å)
(1,37)	1:A:104:ARG:NE	2:B:97:THR:HG23	9	1.92
(1,37)	1:A:104:ARG:NE	2:B:97:THR:N	9	1.92
(1,37)	1:A:104:ARG:NE	2:B:97:THR:O	9	1.92
(1,37)	1:A:104:ARG:NE	2:B:97:THR:OG1	9	1.92
(1,37)	1:A:104:ARG:NE	2:B:99:HIS:C	9	1.92
(1,37)	1:A:104:ARG:NE	2:B:99:HIS:CA	9	1.92
(1,37)	1:A:104:ARG:NE	2:B:99:HIS:CB	9	1.92
(1,37)	1:A:104:ARG:NE	2:B:99:HIS:CD2	9	1.92
(1,37)	1:A:104:ARG:NE	2:B:99:HIS:CE1	9	1.92
(1,37)	1:A:104:ARG:NE	2:B:99:HIS:CG	9	1.92
(1,37)	1:A:104:ARG:NE	2:B:99:HIS:H	9	1.92
(1,37)	1:A:104:ARG:NE	2:B:99:HIS:HA	9	1.92
(1,37)	1:A:104:ARG:NE	2:B:99:HIS:HB2	9	1.92
(1,37)	1:A:104:ARG:NE	2:B:99:HIS:HB3	9	1.92
(1,37)	1:A:104:ARG:NE	2:B:99:HIS:HD1	9	1.92
(1,37)	1:A:104:ARG:NE	2:B:99:HIS:HD2	9	1.92
(1,37)	1:A:104:ARG:NE	2:B:99:HIS:HE1	9	1.92
(1,37)	1:A:104:ARG:NE	2:B:99:HIS:HE2	9	1.92
(1,37)	1:A:104:ARG:NE	2:B:99:HIS:N	9	1.92
(1,37)	1:A:104:ARG:NE	2:B:99:HIS:ND1	9	1.92
(1,37)	1:A:104:ARG:NE	2:B:99:HIS:NE2	9	1.92
(1,37)	1:A:104:ARG:NE	2:B:99:HIS:O	9	1.92
(1,37)	1:A:104:ARG:NE	2:B:101:VAL:C	9	1.92
(1,37)	1:A:104:ARG:NE	2:B:101:VAL:CA	9	1.92
(1,37)	1:A:104:ARG:NE	2:B:101:VAL:CB	9	1.92
(1,37)	1:A:104:ARG:NE	2:B:101:VAL:CG1	9	1.92
(1,37)	1:A:104:ARG:NE	2:B:101:VAL:CG2	9	1.92
(1,37)	1:A:104:ARG:NE	2:B:101:VAL:H	9	1.92
(1,37)	1:A:104:ARG:NE	2:B:101:VAL:HA	9	1.92
(1,37)	1:A:104:ARG:NE	2:B:101:VAL:HB	9	1.92
(1,37)	1:A:104:ARG:NE	2:B:101:VAL:HG11	9	1.92
(1,37)	1:A:104:ARG:NE	2:B:101:VAL:HG12	9	1.92
(1,37)	1:A:104:ARG:NE	2:B:101:VAL:HG13	9	1.92
(1,37)	1:A:104:ARG:NE	2:B:101:VAL:HG21	9	1.92
(1,37)	1:A:104:ARG:NE	2:B:101:VAL:HG22	9	1.92
(1,37)	1:A:104:ARG:NE	2:B:101:VAL:HG23	9	1.92
(1,37)	1:A:104:ARG:NE	2:B:101:VAL:N	9	1.92
(1,37)	1:A:104:ARG:NE	2:B:101:VAL:O	9	1.92
(1,37)	1:A:104:ARG:NH1	2:B:75:ILE:C	9	1.92
(1,37)	1:A:104:ARG:NH1	2:B:75:ILE:CA	9	1.92
(1,37)	1:A:104:ARG:NH1	2:B:75:ILE:CB	9	1.92
(1,37)	1:A:104:ARG:NH1	2:B:75:ILE:CD1	9	1.92

*Continued on next page...*

*Continued from previous page...*

Key	Atom-1	Atom-2	Model ID	Violation (Å)
(1,37)	1:A:104:ARG:NH1	2:B:75:ILE:CG1	9	1.92
(1,37)	1:A:104:ARG:NH1	2:B:75:ILE:CG2	9	1.92
(1,37)	1:A:104:ARG:NH1	2:B:75:ILE:H	9	1.92
(1,37)	1:A:104:ARG:NH1	2:B:75:ILE:HA	9	1.92
(1,37)	1:A:104:ARG:NH1	2:B:75:ILE:HB	9	1.92
(1,37)	1:A:104:ARG:NH1	2:B:75:ILE:HD11	9	1.92
(1,37)	1:A:104:ARG:NH1	2:B:75:ILE:HD12	9	1.92
(1,37)	1:A:104:ARG:NH1	2:B:75:ILE:HD13	9	1.92
(1,37)	1:A:104:ARG:NH1	2:B:75:ILE:HG12	9	1.92
(1,37)	1:A:104:ARG:NH1	2:B:75:ILE:HG13	9	1.92
(1,37)	1:A:104:ARG:NH1	2:B:75:ILE:HG21	9	1.92
(1,37)	1:A:104:ARG:NH1	2:B:75:ILE:HG22	9	1.92
(1,37)	1:A:104:ARG:NH1	2:B:75:ILE:HG23	9	1.92
(1,37)	1:A:104:ARG:NH1	2:B:75:ILE:N	9	1.92
(1,37)	1:A:104:ARG:NH1	2:B:75:ILE:O	9	1.92
(1,37)	1:A:104:ARG:NH1	2:B:77:ALA:C	9	1.92
(1,37)	1:A:104:ARG:NH1	2:B:77:ALA:CA	9	1.92
(1,37)	1:A:104:ARG:NH1	2:B:77:ALA:CB	9	1.92
(1,37)	1:A:104:ARG:NH1	2:B:77:ALA:H	9	1.92
(1,37)	1:A:104:ARG:NH1	2:B:77:ALA:HA	9	1.92
(1,37)	1:A:104:ARG:NH1	2:B:77:ALA:HB1	9	1.92
(1,37)	1:A:104:ARG:NH1	2:B:77:ALA:HB2	9	1.92
(1,37)	1:A:104:ARG:NH1	2:B:77:ALA:HB3	9	1.92
(1,37)	1:A:104:ARG:NH1	2:B:77:ALA:N	9	1.92
(1,37)	1:A:104:ARG:NH1	2:B:77:ALA:O	9	1.92
(1,37)	1:A:104:ARG:NH1	2:B:78:GLY:C	9	1.92
(1,37)	1:A:104:ARG:NH1	2:B:78:GLY:CA	9	1.92
(1,37)	1:A:104:ARG:NH1	2:B:78:GLY:H	9	1.92
(1,37)	1:A:104:ARG:NH1	2:B:78:GLY:HA2	9	1.92
(1,37)	1:A:104:ARG:NH1	2:B:78:GLY:HA3	9	1.92
(1,37)	1:A:104:ARG:NH1	2:B:78:GLY:N	9	1.92
(1,37)	1:A:104:ARG:NH1	2:B:78:GLY:O	9	1.92
(1,37)	1:A:104:ARG:NH1	2:B:79:LYS:C	9	1.92
(1,37)	1:A:104:ARG:NH1	2:B:79:LYS:CA	9	1.92
(1,37)	1:A:104:ARG:NH1	2:B:79:LYS:CB	9	1.92
(1,37)	1:A:104:ARG:NH1	2:B:79:LYS:CD	9	1.92
(1,37)	1:A:104:ARG:NH1	2:B:79:LYS:CE	9	1.92
(1,37)	1:A:104:ARG:NH1	2:B:79:LYS:CG	9	1.92
(1,37)	1:A:104:ARG:NH1	2:B:79:LYS:H	9	1.92
(1,37)	1:A:104:ARG:NH1	2:B:79:LYS:HA	9	1.92
(1,37)	1:A:104:ARG:NH1	2:B:79:LYS:HB2	9	1.92
(1,37)	1:A:104:ARG:NH1	2:B:79:LYS:HB3	9	1.92

*Continued on next page...*

*Continued from previous page...*

Key	Atom-1	Atom-2	Model ID	Violation (Å)
(1,37)	1:A:104:ARG:NH1	2:B:79:LYS:HD2	9	1.92
(1,37)	1:A:104:ARG:NH1	2:B:79:LYS:HD3	9	1.92
(1,37)	1:A:104:ARG:NH1	2:B:79:LYS:HE2	9	1.92
(1,37)	1:A:104:ARG:NH1	2:B:79:LYS:HE3	9	1.92
(1,37)	1:A:104:ARG:NH1	2:B:79:LYS:HG2	9	1.92
(1,37)	1:A:104:ARG:NH1	2:B:79:LYS:HG3	9	1.92
(1,37)	1:A:104:ARG:NH1	2:B:79:LYS:HZ1	9	1.92
(1,37)	1:A:104:ARG:NH1	2:B:79:LYS:HZ2	9	1.92
(1,37)	1:A:104:ARG:NH1	2:B:79:LYS:HZ3	9	1.92
(1,37)	1:A:104:ARG:NH1	2:B:79:LYS:N	9	1.92
(1,37)	1:A:104:ARG:NH1	2:B:79:LYS:NZ	9	1.92
(1,37)	1:A:104:ARG:NH1	2:B:79:LYS:O	9	1.92
(1,37)	1:A:104:ARG:NH1	2:B:80:ILE:C	9	1.92
(1,37)	1:A:104:ARG:NH1	2:B:80:ILE:CA	9	1.92
(1,37)	1:A:104:ARG:NH1	2:B:80:ILE:CB	9	1.92
(1,37)	1:A:104:ARG:NH1	2:B:80:ILE:CD1	9	1.92
(1,37)	1:A:104:ARG:NH1	2:B:80:ILE:CG1	9	1.92
(1,37)	1:A:104:ARG:NH1	2:B:80:ILE:CG2	9	1.92
(1,37)	1:A:104:ARG:NH1	2:B:80:ILE:H	9	1.92
(1,37)	1:A:104:ARG:NH1	2:B:80:ILE:HA	9	1.92
(1,37)	1:A:104:ARG:NH1	2:B:80:ILE:HB	9	1.92
(1,37)	1:A:104:ARG:NH1	2:B:80:ILE:HD11	9	1.92
(1,37)	1:A:104:ARG:NH1	2:B:80:ILE:HD12	9	1.92
(1,37)	1:A:104:ARG:NH1	2:B:80:ILE:HD13	9	1.92
(1,37)	1:A:104:ARG:NH1	2:B:80:ILE:HG12	9	1.92
(1,37)	1:A:104:ARG:NH1	2:B:80:ILE:HG13	9	1.92
(1,37)	1:A:104:ARG:NH1	2:B:80:ILE:HG21	9	1.92
(1,37)	1:A:104:ARG:NH1	2:B:80:ILE:HG22	9	1.92
(1,37)	1:A:104:ARG:NH1	2:B:80:ILE:HG23	9	1.92
(1,37)	1:A:104:ARG:NH1	2:B:80:ILE:N	9	1.92
(1,37)	1:A:104:ARG:NH1	2:B:80:ILE:O	9	1.92
(1,37)	1:A:104:ARG:NH1	2:B:84:GLN:C	9	1.92
(1,37)	1:A:104:ARG:NH1	2:B:84:GLN:CA	9	1.92
(1,37)	1:A:104:ARG:NH1	2:B:84:GLN:CB	9	1.92
(1,37)	1:A:104:ARG:NH1	2:B:84:GLN:CD	9	1.92
(1,37)	1:A:104:ARG:NH1	2:B:84:GLN:CG	9	1.92
(1,37)	1:A:104:ARG:NH1	2:B:84:GLN:H	9	1.92
(1,37)	1:A:104:ARG:NH1	2:B:84:GLN:HA	9	1.92
(1,37)	1:A:104:ARG:NH1	2:B:84:GLN:HB2	9	1.92
(1,37)	1:A:104:ARG:NH1	2:B:84:GLN:HB3	9	1.92
(1,37)	1:A:104:ARG:NH1	2:B:84:GLN:HE21	9	1.92
(1,37)	1:A:104:ARG:NH1	2:B:84:GLN:HE22	9	1.92

*Continued on next page...*

*Continued from previous page...*

Key	Atom-1	Atom-2	Model ID	Violation (Å)
(1,37)	1:A:104:ARG:NH1	2:B:84:GLN:HG2	9	1.92
(1,37)	1:A:104:ARG:NH1	2:B:84:GLN:HG3	9	1.92
(1,37)	1:A:104:ARG:NH1	2:B:84:GLN:N	9	1.92
(1,37)	1:A:104:ARG:NH1	2:B:84:GLN:NE2	9	1.92
(1,37)	1:A:104:ARG:NH1	2:B:84:GLN:O	9	1.92
(1,37)	1:A:104:ARG:NH1	2:B:84:GLN:OE1	9	1.92
(1,37)	1:A:104:ARG:NH1	2:B:97:THR:C	9	1.92
(1,37)	1:A:104:ARG:NH1	2:B:97:THR:CA	9	1.92
(1,37)	1:A:104:ARG:NH1	2:B:97:THR:CB	9	1.92
(1,37)	1:A:104:ARG:NH1	2:B:97:THR:CG2	9	1.92
(1,37)	1:A:104:ARG:NH1	2:B:97:THR:H	9	1.92
(1,37)	1:A:104:ARG:NH1	2:B:97:THR:HA	9	1.92
(1,37)	1:A:104:ARG:NH1	2:B:97:THR:HB	9	1.92
(1,37)	1:A:104:ARG:NH1	2:B:97:THR:HG1	9	1.92
(1,37)	1:A:104:ARG:NH1	2:B:97:THR:HG21	9	1.92
(1,37)	1:A:104:ARG:NH1	2:B:97:THR:HG22	9	1.92
(1,37)	1:A:104:ARG:NH1	2:B:97:THR:HG23	9	1.92
(1,37)	1:A:104:ARG:NH1	2:B:97:THR:N	9	1.92
(1,37)	1:A:104:ARG:NH1	2:B:97:THR:O	9	1.92
(1,37)	1:A:104:ARG:NH1	2:B:97:THR:OG1	9	1.92
(1,37)	1:A:104:ARG:NH1	2:B:99:HIS:C	9	1.92
(1,37)	1:A:104:ARG:NH1	2:B:99:HIS:CA	9	1.92
(1,37)	1:A:104:ARG:NH1	2:B:99:HIS:CB	9	1.92
(1,37)	1:A:104:ARG:NH1	2:B:99:HIS:CD2	9	1.92
(1,37)	1:A:104:ARG:NH1	2:B:99:HIS:CE1	9	1.92
(1,37)	1:A:104:ARG:NH1	2:B:99:HIS:CG	9	1.92
(1,37)	1:A:104:ARG:NH1	2:B:99:HIS:H	9	1.92
(1,37)	1:A:104:ARG:NH1	2:B:99:HIS:HA	9	1.92
(1,37)	1:A:104:ARG:NH1	2:B:99:HIS:HB2	9	1.92
(1,37)	1:A:104:ARG:NH1	2:B:99:HIS:HB3	9	1.92
(1,37)	1:A:104:ARG:NH1	2:B:99:HIS:HD1	9	1.92
(1,37)	1:A:104:ARG:NH1	2:B:99:HIS:HD2	9	1.92
(1,37)	1:A:104:ARG:NH1	2:B:99:HIS:HE1	9	1.92
(1,37)	1:A:104:ARG:NH1	2:B:99:HIS:HE2	9	1.92
(1,37)	1:A:104:ARG:NH1	2:B:99:HIS:N	9	1.92
(1,37)	1:A:104:ARG:NH1	2:B:99:HIS:ND1	9	1.92
(1,37)	1:A:104:ARG:NH1	2:B:99:HIS:NE2	9	1.92
(1,37)	1:A:104:ARG:NH1	2:B:99:HIS:O	9	1.92
(1,37)	1:A:104:ARG:NH1	2:B:101:VAL:C	9	1.92
(1,37)	1:A:104:ARG:NH1	2:B:101:VAL:CA	9	1.92
(1,37)	1:A:104:ARG:NH1	2:B:101:VAL:CB	9	1.92
(1,37)	1:A:104:ARG:NH1	2:B:101:VAL:CG1	9	1.92

*Continued on next page...*

*Continued from previous page...*

Key	Atom-1	Atom-2	Model ID	Violation (Å)
(1,37)	1:A:104:ARG:NH1	2:B:101:VAL:CG2	9	1.92
(1,37)	1:A:104:ARG:NH1	2:B:101:VAL:H	9	1.92
(1,37)	1:A:104:ARG:NH1	2:B:101:VAL:HA	9	1.92
(1,37)	1:A:104:ARG:NH1	2:B:101:VAL:HB	9	1.92
(1,37)	1:A:104:ARG:NH1	2:B:101:VAL:HG11	9	1.92
(1,37)	1:A:104:ARG:NH1	2:B:101:VAL:HG12	9	1.92
(1,37)	1:A:104:ARG:NH1	2:B:101:VAL:HG13	9	1.92
(1,37)	1:A:104:ARG:NH1	2:B:101:VAL:HG21	9	1.92
(1,37)	1:A:104:ARG:NH1	2:B:101:VAL:HG22	9	1.92
(1,37)	1:A:104:ARG:NH1	2:B:101:VAL:HG23	9	1.92
(1,37)	1:A:104:ARG:NH1	2:B:101:VAL:N	9	1.92
(1,37)	1:A:104:ARG:NH1	2:B:101:VAL:O	9	1.92
(1,37)	1:A:104:ARG:NH2	2:B:75:ILE:C	9	1.92
(1,37)	1:A:104:ARG:NH2	2:B:75:ILE:CA	9	1.92
(1,37)	1:A:104:ARG:NH2	2:B:75:ILE:CB	9	1.92
(1,37)	1:A:104:ARG:NH2	2:B:75:ILE:CD1	9	1.92
(1,37)	1:A:104:ARG:NH2	2:B:75:ILE:CG1	9	1.92
(1,37)	1:A:104:ARG:NH2	2:B:75:ILE:CG2	9	1.92
(1,37)	1:A:104:ARG:NH2	2:B:75:ILE:H	9	1.92
(1,37)	1:A:104:ARG:NH2	2:B:75:ILE:HA	9	1.92
(1,37)	1:A:104:ARG:NH2	2:B:75:ILE:HB	9	1.92
(1,37)	1:A:104:ARG:NH2	2:B:75:ILE:HD11	9	1.92
(1,37)	1:A:104:ARG:NH2	2:B:75:ILE:HD12	9	1.92
(1,37)	1:A:104:ARG:NH2	2:B:75:ILE:HD13	9	1.92
(1,37)	1:A:104:ARG:NH2	2:B:75:ILE:HG12	9	1.92
(1,37)	1:A:104:ARG:NH2	2:B:75:ILE:HG13	9	1.92
(1,37)	1:A:104:ARG:NH2	2:B:75:ILE:HG21	9	1.92
(1,37)	1:A:104:ARG:NH2	2:B:75:ILE:HG22	9	1.92
(1,37)	1:A:104:ARG:NH2	2:B:75:ILE:HG23	9	1.92
(1,37)	1:A:104:ARG:NH2	2:B:75:ILE:N	9	1.92
(1,37)	1:A:104:ARG:NH2	2:B:75:ILE:O	9	1.92
(1,37)	1:A:104:ARG:NH2	2:B:77:ALA:C	9	1.92
(1,37)	1:A:104:ARG:NH2	2:B:77:ALA:CA	9	1.92
(1,37)	1:A:104:ARG:NH2	2:B:77:ALA:CB	9	1.92
(1,37)	1:A:104:ARG:NH2	2:B:77:ALA:H	9	1.92
(1,37)	1:A:104:ARG:NH2	2:B:77:ALA:HA	9	1.92
(1,37)	1:A:104:ARG:NH2	2:B:77:ALA:HB1	9	1.92
(1,37)	1:A:104:ARG:NH2	2:B:77:ALA:HB2	9	1.92
(1,37)	1:A:104:ARG:NH2	2:B:77:ALA:HB3	9	1.92
(1,37)	1:A:104:ARG:NH2	2:B:77:ALA:N	9	1.92
(1,37)	1:A:104:ARG:NH2	2:B:77:ALA:O	9	1.92
(1,37)	1:A:104:ARG:NH2	2:B:78:GLY:C	9	1.92

*Continued on next page...*



*Continued from previous page...*

Key	Atom-1	Atom-2	Model ID	Violation (Å)
(1,37)	1:A:104:ARG:NH2	2:B:78:GLY:CA	9	1.92
(1,37)	1:A:104:ARG:NH2	2:B:78:GLY:H	9	1.92
(1,37)	1:A:104:ARG:NH2	2:B:78:GLY:HA2	9	1.92
(1,37)	1:A:104:ARG:NH2	2:B:78:GLY:HA3	9	1.92
(1,37)	1:A:104:ARG:NH2	2:B:78:GLY:N	9	1.92
(1,37)	1:A:104:ARG:NH2	2:B:78:GLY:O	9	1.92
(1,37)	1:A:104:ARG:NH2	2:B:79:LYS:C	9	1.92
(1,37)	1:A:104:ARG:NH2	2:B:79:LYS:CA	9	1.92
(1,37)	1:A:104:ARG:NH2	2:B:79:LYS:CB	9	1.92
(1,37)	1:A:104:ARG:NH2	2:B:79:LYS:CD	9	1.92
(1,37)	1:A:104:ARG:NH2	2:B:79:LYS:CE	9	1.92
(1,37)	1:A:104:ARG:NH2	2:B:79:LYS:CG	9	1.92
(1,37)	1:A:104:ARG:NH2	2:B:79:LYS:H	9	1.92
(1,37)	1:A:104:ARG:NH2	2:B:79:LYS:HA	9	1.92
(1,37)	1:A:104:ARG:NH2	2:B:79:LYS:HB2	9	1.92
(1,37)	1:A:104:ARG:NH2	2:B:79:LYS:HB3	9	1.92
(1,37)	1:A:104:ARG:NH2	2:B:79:LYS:HD2	9	1.92
(1,37)	1:A:104:ARG:NH2	2:B:79:LYS:HD3	9	1.92
(1,37)	1:A:104:ARG:NH2	2:B:79:LYS:HE2	9	1.92
(1,37)	1:A:104:ARG:NH2	2:B:79:LYS:HE3	9	1.92
(1,37)	1:A:104:ARG:NH2	2:B:79:LYS:HG2	9	1.92
(1,37)	1:A:104:ARG:NH2	2:B:79:LYS:HG3	9	1.92
(1,37)	1:A:104:ARG:NH2	2:B:79:LYS:HZ1	9	1.92
(1,37)	1:A:104:ARG:NH2	2:B:79:LYS:HZ2	9	1.92
(1,37)	1:A:104:ARG:NH2	2:B:79:LYS:HZ3	9	1.92
(1,37)	1:A:104:ARG:NH2	2:B:79:LYS:N	9	1.92
(1,37)	1:A:104:ARG:NH2	2:B:79:LYS:NZ	9	1.92
(1,37)	1:A:104:ARG:NH2	2:B:79:LYS:O	9	1.92
(1,37)	1:A:104:ARG:NH2	2:B:80:ILE:C	9	1.92
(1,37)	1:A:104:ARG:NH2	2:B:80:ILE:CA	9	1.92
(1,37)	1:A:104:ARG:NH2	2:B:80:ILE:CB	9	1.92
(1,37)	1:A:104:ARG:NH2	2:B:80:ILE:CD1	9	1.92
(1,37)	1:A:104:ARG:NH2	2:B:80:ILE:CG1	9	1.92
(1,37)	1:A:104:ARG:NH2	2:B:80:ILE:CG2	9	1.92
(1,37)	1:A:104:ARG:NH2	2:B:80:ILE:H	9	1.92
(1,37)	1:A:104:ARG:NH2	2:B:80:ILE:HA	9	1.92
(1,37)	1:A:104:ARG:NH2	2:B:80:ILE:HB	9	1.92
(1,37)	1:A:104:ARG:NH2	2:B:80:ILE:HD11	9	1.92
(1,37)	1:A:104:ARG:NH2	2:B:80:ILE:HD12	9	1.92
(1,37)	1:A:104:ARG:NH2	2:B:80:ILE:HD13	9	1.92
(1,37)	1:A:104:ARG:NH2	2:B:80:ILE:HG12	9	1.92
(1,37)	1:A:104:ARG:NH2	2:B:80:ILE:HG13	9	1.92

*Continued on next page...*

*Continued from previous page...*

Key	Atom-1	Atom-2	Model ID	Violation (Å)
(1,37)	1:A:104:ARG:NH2	2:B:80:ILE:HG21	9	1.92
(1,37)	1:A:104:ARG:NH2	2:B:80:ILE:HG22	9	1.92
(1,37)	1:A:104:ARG:NH2	2:B:80:ILE:HG23	9	1.92
(1,37)	1:A:104:ARG:NH2	2:B:80:ILE:N	9	1.92
(1,37)	1:A:104:ARG:NH2	2:B:80:ILE:O	9	1.92
(1,37)	1:A:104:ARG:NH2	2:B:84:GLN:C	9	1.92
(1,37)	1:A:104:ARG:NH2	2:B:84:GLN:CA	9	1.92
(1,37)	1:A:104:ARG:NH2	2:B:84:GLN:CB	9	1.92
(1,37)	1:A:104:ARG:NH2	2:B:84:GLN:CD	9	1.92
(1,37)	1:A:104:ARG:NH2	2:B:84:GLN:CG	9	1.92
(1,37)	1:A:104:ARG:NH2	2:B:84:GLN:H	9	1.92
(1,37)	1:A:104:ARG:NH2	2:B:84:GLN:HA	9	1.92
(1,37)	1:A:104:ARG:NH2	2:B:84:GLN:HB2	9	1.92
(1,37)	1:A:104:ARG:NH2	2:B:84:GLN:HB3	9	1.92
(1,37)	1:A:104:ARG:NH2	2:B:84:GLN:HE21	9	1.92
(1,37)	1:A:104:ARG:NH2	2:B:84:GLN:HE22	9	1.92
(1,37)	1:A:104:ARG:NH2	2:B:84:GLN:HG2	9	1.92
(1,37)	1:A:104:ARG:NH2	2:B:84:GLN:HG3	9	1.92
(1,37)	1:A:104:ARG:NH2	2:B:84:GLN:N	9	1.92
(1,37)	1:A:104:ARG:NH2	2:B:84:GLN:NE2	9	1.92
(1,37)	1:A:104:ARG:NH2	2:B:84:GLN:O	9	1.92
(1,37)	1:A:104:ARG:NH2	2:B:84:GLN:OE1	9	1.92
(1,37)	1:A:104:ARG:NH2	2:B:97:THR:C	9	1.92
(1,37)	1:A:104:ARG:NH2	2:B:97:THR:CA	9	1.92
(1,37)	1:A:104:ARG:NH2	2:B:97:THR:CB	9	1.92
(1,37)	1:A:104:ARG:NH2	2:B:97:THR:CG2	9	1.92
(1,37)	1:A:104:ARG:NH2	2:B:97:THR:H	9	1.92
(1,37)	1:A:104:ARG:NH2	2:B:97:THR:HA	9	1.92
(1,37)	1:A:104:ARG:NH2	2:B:97:THR:HB	9	1.92
(1,37)	1:A:104:ARG:NH2	2:B:97:THR:HG1	9	1.92
(1,37)	1:A:104:ARG:NH2	2:B:97:THR:HG21	9	1.92
(1,37)	1:A:104:ARG:NH2	2:B:97:THR:HG22	9	1.92
(1,37)	1:A:104:ARG:NH2	2:B:97:THR:HG23	9	1.92
(1,37)	1:A:104:ARG:NH2	2:B:97:THR:N	9	1.92
(1,37)	1:A:104:ARG:NH2	2:B:97:THR:O	9	1.92
(1,37)	1:A:104:ARG:NH2	2:B:97:THR:OG1	9	1.92
(1,37)	1:A:104:ARG:NH2	2:B:99:HIS:C	9	1.92
(1,37)	1:A:104:ARG:NH2	2:B:99:HIS:CA	9	1.92
(1,37)	1:A:104:ARG:NH2	2:B:99:HIS:CB	9	1.92
(1,37)	1:A:104:ARG:NH2	2:B:99:HIS:CD2	9	1.92
(1,37)	1:A:104:ARG:NH2	2:B:99:HIS:CE1	9	1.92
(1,37)	1:A:104:ARG:NH2	2:B:99:HIS:CG	9	1.92

*Continued on next page...*

*Continued from previous page...*

Key	Atom-1	Atom-2	Model ID	Violation (Å)
(1,37)	1:A:104:ARG:NH2	2:B:99:HIS:H	9	1.92
(1,37)	1:A:104:ARG:NH2	2:B:99:HIS:HA	9	1.92
(1,37)	1:A:104:ARG:NH2	2:B:99:HIS:HB2	9	1.92
(1,37)	1:A:104:ARG:NH2	2:B:99:HIS:HB3	9	1.92
(1,37)	1:A:104:ARG:NH2	2:B:99:HIS:HD1	9	1.92
(1,37)	1:A:104:ARG:NH2	2:B:99:HIS:HD2	9	1.92
(1,37)	1:A:104:ARG:NH2	2:B:99:HIS:HE1	9	1.92
(1,37)	1:A:104:ARG:NH2	2:B:99:HIS:HE2	9	1.92
(1,37)	1:A:104:ARG:NH2	2:B:99:HIS:N	9	1.92
(1,37)	1:A:104:ARG:NH2	2:B:99:HIS:ND1	9	1.92
(1,37)	1:A:104:ARG:NH2	2:B:99:HIS:NE2	9	1.92
(1,37)	1:A:104:ARG:NH2	2:B:99:HIS:O	9	1.92
(1,37)	1:A:104:ARG:NH2	2:B:101:VAL:C	9	1.92
(1,37)	1:A:104:ARG:NH2	2:B:101:VAL:CA	9	1.92
(1,37)	1:A:104:ARG:NH2	2:B:101:VAL:CB	9	1.92
(1,37)	1:A:104:ARG:NH2	2:B:101:VAL:CG1	9	1.92
(1,37)	1:A:104:ARG:NH2	2:B:101:VAL:CG2	9	1.92
(1,37)	1:A:104:ARG:NH2	2:B:101:VAL:H	9	1.92
(1,37)	1:A:104:ARG:NH2	2:B:101:VAL:HA	9	1.92
(1,37)	1:A:104:ARG:NH2	2:B:101:VAL:HB	9	1.92
(1,37)	1:A:104:ARG:NH2	2:B:101:VAL:HG11	9	1.92
(1,37)	1:A:104:ARG:NH2	2:B:101:VAL:HG12	9	1.92
(1,37)	1:A:104:ARG:NH2	2:B:101:VAL:HG13	9	1.92
(1,37)	1:A:104:ARG:NH2	2:B:101:VAL:HG21	9	1.92
(1,37)	1:A:104:ARG:NH2	2:B:101:VAL:HG22	9	1.92
(1,37)	1:A:104:ARG:NH2	2:B:101:VAL:HG23	9	1.92
(1,37)	1:A:104:ARG:NH2	2:B:101:VAL:N	9	1.92
(1,37)	1:A:104:ARG:NH2	2:B:101:VAL:O	9	1.92
(1,37)	1:A:104:ARG:O	2:B:75:ILE:C	9	1.92
(1,37)	1:A:104:ARG:O	2:B:75:ILE:CA	9	1.92
(1,37)	1:A:104:ARG:O	2:B:75:ILE:CB	9	1.92
(1,37)	1:A:104:ARG:O	2:B:75:ILE:CD1	9	1.92
(1,37)	1:A:104:ARG:O	2:B:75:ILE:CG1	9	1.92
(1,37)	1:A:104:ARG:O	2:B:75:ILE:CG2	9	1.92
(1,37)	1:A:104:ARG:O	2:B:75:ILE:H	9	1.92
(1,37)	1:A:104:ARG:O	2:B:75:ILE:HA	9	1.92
(1,37)	1:A:104:ARG:O	2:B:75:ILE:HB	9	1.92
(1,37)	1:A:104:ARG:O	2:B:75:ILE:HD11	9	1.92
(1,37)	1:A:104:ARG:O	2:B:75:ILE:HD12	9	1.92
(1,37)	1:A:104:ARG:O	2:B:75:ILE:HD13	9	1.92
(1,37)	1:A:104:ARG:O	2:B:75:ILE:HG12	9	1.92
(1,37)	1:A:104:ARG:O	2:B:75:ILE:HG13	9	1.92

*Continued on next page...*

*Continued from previous page...*

Key	Atom-1	Atom-2	Model ID	Violation (Å)
(1,37)	1:A:104:ARG:O	2:B:75:ILE:HG21	9	1.92
(1,37)	1:A:104:ARG:O	2:B:75:ILE:HG22	9	1.92
(1,37)	1:A:104:ARG:O	2:B:75:ILE:HG23	9	1.92
(1,37)	1:A:104:ARG:O	2:B:75:ILE:N	9	1.92
(1,37)	1:A:104:ARG:O	2:B:75:ILE:O	9	1.92
(1,37)	1:A:104:ARG:O	2:B:77:ALA:C	9	1.92
(1,37)	1:A:104:ARG:O	2:B:77:ALA:CA	9	1.92
(1,37)	1:A:104:ARG:O	2:B:77:ALA:CB	9	1.92
(1,37)	1:A:104:ARG:O	2:B:77:ALA:H	9	1.92
(1,37)	1:A:104:ARG:O	2:B:77:ALA:HA	9	1.92
(1,37)	1:A:104:ARG:O	2:B:77:ALA:HB1	9	1.92
(1,37)	1:A:104:ARG:O	2:B:77:ALA:HB2	9	1.92
(1,37)	1:A:104:ARG:O	2:B:77:ALA:HB3	9	1.92
(1,37)	1:A:104:ARG:O	2:B:77:ALA:N	9	1.92
(1,37)	1:A:104:ARG:O	2:B:77:ALA:O	9	1.92
(1,37)	1:A:104:ARG:O	2:B:78:GLY:C	9	1.92
(1,37)	1:A:104:ARG:O	2:B:78:GLY:CA	9	1.92
(1,37)	1:A:104:ARG:O	2:B:78:GLY:H	9	1.92
(1,37)	1:A:104:ARG:O	2:B:78:GLY:HA2	9	1.92
(1,37)	1:A:104:ARG:O	2:B:78:GLY:HA3	9	1.92
(1,37)	1:A:104:ARG:O	2:B:78:GLY:N	9	1.92
(1,37)	1:A:104:ARG:O	2:B:78:GLY:O	9	1.92
(1,37)	1:A:104:ARG:O	2:B:79:LYS:C	9	1.92
(1,37)	1:A:104:ARG:O	2:B:79:LYS:CA	9	1.92
(1,37)	1:A:104:ARG:O	2:B:79:LYS:CB	9	1.92
(1,37)	1:A:104:ARG:O	2:B:79:LYS:CD	9	1.92
(1,37)	1:A:104:ARG:O	2:B:79:LYS:CE	9	1.92
(1,37)	1:A:104:ARG:O	2:B:79:LYS:CG	9	1.92
(1,37)	1:A:104:ARG:O	2:B:79:LYS:H	9	1.92
(1,37)	1:A:104:ARG:O	2:B:79:LYS:HA	9	1.92
(1,37)	1:A:104:ARG:O	2:B:79:LYS:HB2	9	1.92
(1,37)	1:A:104:ARG:O	2:B:79:LYS:HB3	9	1.92
(1,37)	1:A:104:ARG:O	2:B:79:LYS:HD2	9	1.92
(1,37)	1:A:104:ARG:O	2:B:79:LYS:HD3	9	1.92
(1,37)	1:A:104:ARG:O	2:B:79:LYS:HE2	9	1.92
(1,37)	1:A:104:ARG:O	2:B:79:LYS:HE3	9	1.92
(1,37)	1:A:104:ARG:O	2:B:79:LYS:HG2	9	1.92
(1,37)	1:A:104:ARG:O	2:B:79:LYS:HG3	9	1.92
(1,37)	1:A:104:ARG:O	2:B:79:LYS:HZ1	9	1.92
(1,37)	1:A:104:ARG:O	2:B:79:LYS:HZ2	9	1.92
(1,37)	1:A:104:ARG:O	2:B:79:LYS:HZ3	9	1.92
(1,37)	1:A:104:ARG:O	2:B:79:LYS:N	9	1.92

*Continued on next page...*

*Continued from previous page...*

Key	Atom-1	Atom-2	Model ID	Violation (Å)
(1,37)	1:A:104:ARG:O	2:B:79:LYS:NZ	9	1.92
(1,37)	1:A:104:ARG:O	2:B:79:LYS:O	9	1.92
(1,37)	1:A:104:ARG:O	2:B:80:ILE:C	9	1.92
(1,37)	1:A:104:ARG:O	2:B:80:ILE:CA	9	1.92
(1,37)	1:A:104:ARG:O	2:B:80:ILE:CB	9	1.92
(1,37)	1:A:104:ARG:O	2:B:80:ILE:CD1	9	1.92
(1,37)	1:A:104:ARG:O	2:B:80:ILE:CG1	9	1.92
(1,37)	1:A:104:ARG:O	2:B:80:ILE:CG2	9	1.92
(1,37)	1:A:104:ARG:O	2:B:80:ILE:H	9	1.92
(1,37)	1:A:104:ARG:O	2:B:80:ILE:HA	9	1.92
(1,37)	1:A:104:ARG:O	2:B:80:ILE:HB	9	1.92
(1,37)	1:A:104:ARG:O	2:B:80:ILE:HD11	9	1.92
(1,37)	1:A:104:ARG:O	2:B:80:ILE:HD12	9	1.92
(1,37)	1:A:104:ARG:O	2:B:80:ILE:HD13	9	1.92
(1,37)	1:A:104:ARG:O	2:B:80:ILE:HG12	9	1.92
(1,37)	1:A:104:ARG:O	2:B:80:ILE:HG13	9	1.92
(1,37)	1:A:104:ARG:O	2:B:80:ILE:HG21	9	1.92
(1,37)	1:A:104:ARG:O	2:B:80:ILE:HG22	9	1.92
(1,37)	1:A:104:ARG:O	2:B:80:ILE:HG23	9	1.92
(1,37)	1:A:104:ARG:O	2:B:80:ILE:N	9	1.92
(1,37)	1:A:104:ARG:O	2:B:80:ILE:O	9	1.92
(1,37)	1:A:104:ARG:O	2:B:84:GLN:C	9	1.92
(1,37)	1:A:104:ARG:O	2:B:84:GLN:CA	9	1.92
(1,37)	1:A:104:ARG:O	2:B:84:GLN:CB	9	1.92
(1,37)	1:A:104:ARG:O	2:B:84:GLN:CD	9	1.92
(1,37)	1:A:104:ARG:O	2:B:84:GLN:CG	9	1.92
(1,37)	1:A:104:ARG:O	2:B:84:GLN:H	9	1.92
(1,37)	1:A:104:ARG:O	2:B:84:GLN:HA	9	1.92
(1,37)	1:A:104:ARG:O	2:B:84:GLN:HB2	9	1.92
(1,37)	1:A:104:ARG:O	2:B:84:GLN:HB3	9	1.92
(1,37)	1:A:104:ARG:O	2:B:84:GLN:HE21	9	1.92
(1,37)	1:A:104:ARG:O	2:B:84:GLN:HE22	9	1.92
(1,37)	1:A:104:ARG:O	2:B:84:GLN:HG2	9	1.92
(1,37)	1:A:104:ARG:O	2:B:84:GLN:HG3	9	1.92
(1,37)	1:A:104:ARG:O	2:B:84:GLN:N	9	1.92
(1,37)	1:A:104:ARG:O	2:B:84:GLN:NE2	9	1.92
(1,37)	1:A:104:ARG:O	2:B:84:GLN:O	9	1.92
(1,37)	1:A:104:ARG:O	2:B:84:GLN:OE1	9	1.92
(1,37)	1:A:104:ARG:O	2:B:97:THR:C	9	1.92
(1,37)	1:A:104:ARG:O	2:B:97:THR:CA	9	1.92
(1,37)	1:A:104:ARG:O	2:B:97:THR:CB	9	1.92
(1,37)	1:A:104:ARG:O	2:B:97:THR:CG2	9	1.92

*Continued on next page...*

*Continued from previous page...*

Key	Atom-1	Atom-2	Model ID	Violation (Å)
(1,37)	1:A:104:ARG:O	2:B:97:THR:H	9	1.92
(1,37)	1:A:104:ARG:O	2:B:97:THR:HA	9	1.92
(1,37)	1:A:104:ARG:O	2:B:97:THR:HB	9	1.92
(1,37)	1:A:104:ARG:O	2:B:97:THR:HG1	9	1.92
(1,37)	1:A:104:ARG:O	2:B:97:THR:HG21	9	1.92
(1,37)	1:A:104:ARG:O	2:B:97:THR:HG22	9	1.92
(1,37)	1:A:104:ARG:O	2:B:97:THR:HG23	9	1.92
(1,37)	1:A:104:ARG:O	2:B:97:THR:N	9	1.92
(1,37)	1:A:104:ARG:O	2:B:97:THR:O	9	1.92
(1,37)	1:A:104:ARG:O	2:B:97:THR:OG1	9	1.92
(1,37)	1:A:104:ARG:O	2:B:99:HIS:C	9	1.92
(1,37)	1:A:104:ARG:O	2:B:99:HIS:CA	9	1.92
(1,37)	1:A:104:ARG:O	2:B:99:HIS:CB	9	1.92
(1,37)	1:A:104:ARG:O	2:B:99:HIS:CD2	9	1.92
(1,37)	1:A:104:ARG:O	2:B:99:HIS:CE1	9	1.92
(1,37)	1:A:104:ARG:O	2:B:99:HIS:CG	9	1.92
(1,37)	1:A:104:ARG:O	2:B:99:HIS:H	9	1.92
(1,37)	1:A:104:ARG:O	2:B:99:HIS:HA	9	1.92
(1,37)	1:A:104:ARG:O	2:B:99:HIS:HB2	9	1.92
(1,37)	1:A:104:ARG:O	2:B:99:HIS:HB3	9	1.92
(1,37)	1:A:104:ARG:O	2:B:99:HIS:HD1	9	1.92
(1,37)	1:A:104:ARG:O	2:B:99:HIS:HD2	9	1.92
(1,37)	1:A:104:ARG:O	2:B:99:HIS:HE1	9	1.92
(1,37)	1:A:104:ARG:O	2:B:99:HIS:HE2	9	1.92
(1,37)	1:A:104:ARG:O	2:B:99:HIS:N	9	1.92
(1,37)	1:A:104:ARG:O	2:B:99:HIS:ND1	9	1.92
(1,37)	1:A:104:ARG:O	2:B:99:HIS:NE2	9	1.92
(1,37)	1:A:104:ARG:O	2:B:99:HIS:O	9	1.92
(1,37)	1:A:104:ARG:O	2:B:101:VAL:C	9	1.92
(1,37)	1:A:104:ARG:O	2:B:101:VAL:CA	9	1.92
(1,37)	1:A:104:ARG:O	2:B:101:VAL:CB	9	1.92
(1,37)	1:A:104:ARG:O	2:B:101:VAL:CG1	9	1.92
(1,37)	1:A:104:ARG:O	2:B:101:VAL:CG2	9	1.92
(1,37)	1:A:104:ARG:O	2:B:101:VAL:H	9	1.92
(1,37)	1:A:104:ARG:O	2:B:101:VAL:HA	9	1.92
(1,37)	1:A:104:ARG:O	2:B:101:VAL:HB	9	1.92
(1,37)	1:A:104:ARG:O	2:B:101:VAL:HG11	9	1.92
(1,37)	1:A:104:ARG:O	2:B:101:VAL:HG12	9	1.92
(1,37)	1:A:104:ARG:O	2:B:101:VAL:HG13	9	1.92
(1,37)	1:A:104:ARG:O	2:B:101:VAL:HG21	9	1.92
(1,37)	1:A:104:ARG:O	2:B:101:VAL:HG22	9	1.92
(1,37)	1:A:104:ARG:O	2:B:101:VAL:HG23	9	1.92

*Continued on next page...*

*Continued from previous page...*

Key	Atom-1	Atom-2	Model ID	Violation (Å)
(1,37)	1:A:104:ARG:O	2:B:101:VAL:N	9	1.92
(1,37)	1:A:104:ARG:O	2:B:101:VAL:O	9	1.92
(1,33)	1:A:55:SER:C	2:B:75:ILE:C	10	1.89
(1,33)	1:A:55:SER:C	2:B:75:ILE:CA	10	1.89
(1,33)	1:A:55:SER:C	2:B:75:ILE:CB	10	1.89
(1,33)	1:A:55:SER:C	2:B:75:ILE:CD1	10	1.89
(1,33)	1:A:55:SER:C	2:B:75:ILE:CG1	10	1.89
(1,33)	1:A:55:SER:C	2:B:75:ILE:CG2	10	1.89
(1,33)	1:A:55:SER:C	2:B:75:ILE:H	10	1.89
(1,33)	1:A:55:SER:C	2:B:75:ILE:HA	10	1.89
(1,33)	1:A:55:SER:C	2:B:75:ILE:HB	10	1.89
(1,33)	1:A:55:SER:C	2:B:75:ILE:HD11	10	1.89
(1,33)	1:A:55:SER:C	2:B:75:ILE:HD12	10	1.89
(1,33)	1:A:55:SER:C	2:B:75:ILE:HD13	10	1.89
(1,33)	1:A:55:SER:C	2:B:75:ILE:HG12	10	1.89
(1,33)	1:A:55:SER:C	2:B:75:ILE:HG13	10	1.89
(1,33)	1:A:55:SER:C	2:B:75:ILE:HG21	10	1.89
(1,33)	1:A:55:SER:C	2:B:75:ILE:HG22	10	1.89
(1,33)	1:A:55:SER:C	2:B:75:ILE:HG23	10	1.89
(1,33)	1:A:55:SER:C	2:B:75:ILE:N	10	1.89
(1,33)	1:A:55:SER:C	2:B:75:ILE:O	10	1.89
(1,33)	1:A:55:SER:C	2:B:77:ALA:C	10	1.89
(1,33)	1:A:55:SER:C	2:B:77:ALA:CA	10	1.89
(1,33)	1:A:55:SER:C	2:B:77:ALA:CB	10	1.89
(1,33)	1:A:55:SER:C	2:B:77:ALA:H	10	1.89
(1,33)	1:A:55:SER:C	2:B:77:ALA:HA	10	1.89
(1,33)	1:A:55:SER:C	2:B:77:ALA:HB1	10	1.89
(1,33)	1:A:55:SER:C	2:B:77:ALA:HB2	10	1.89
(1,33)	1:A:55:SER:C	2:B:77:ALA:HB3	10	1.89
(1,33)	1:A:55:SER:C	2:B:77:ALA:N	10	1.89
(1,33)	1:A:55:SER:C	2:B:77:ALA:O	10	1.89
(1,33)	1:A:55:SER:C	2:B:78:GLY:C	10	1.89
(1,33)	1:A:55:SER:C	2:B:78:GLY:CA	10	1.89
(1,33)	1:A:55:SER:C	2:B:78:GLY:H	10	1.89
(1,33)	1:A:55:SER:C	2:B:78:GLY:HA2	10	1.89
(1,33)	1:A:55:SER:C	2:B:78:GLY:HA3	10	1.89
(1,33)	1:A:55:SER:C	2:B:78:GLY:N	10	1.89
(1,33)	1:A:55:SER:C	2:B:78:GLY:O	10	1.89
(1,33)	1:A:55:SER:C	2:B:79:LYS:C	10	1.89
(1,33)	1:A:55:SER:C	2:B:79:LYS:CA	10	1.89
(1,33)	1:A:55:SER:C	2:B:79:LYS:CB	10	1.89
(1,33)	1:A:55:SER:C	2:B:79:LYS:CD	10	1.89

*Continued on next page...*

*Continued from previous page...*

Key	Atom-1	Atom-2	Model ID	Violation (Å)
(1,33)	1:A:55:SER:C	2:B:79:LYS:CE	10	1.89
(1,33)	1:A:55:SER:C	2:B:79:LYS:CG	10	1.89
(1,33)	1:A:55:SER:C	2:B:79:LYS:H	10	1.89
(1,33)	1:A:55:SER:C	2:B:79:LYS:HA	10	1.89
(1,33)	1:A:55:SER:C	2:B:79:LYS:HB2	10	1.89
(1,33)	1:A:55:SER:C	2:B:79:LYS:HB3	10	1.89
(1,33)	1:A:55:SER:C	2:B:79:LYS:HD2	10	1.89
(1,33)	1:A:55:SER:C	2:B:79:LYS:HD3	10	1.89
(1,33)	1:A:55:SER:C	2:B:79:LYS:HE2	10	1.89
(1,33)	1:A:55:SER:C	2:B:79:LYS:HE3	10	1.89
(1,33)	1:A:55:SER:C	2:B:79:LYS:HG2	10	1.89
(1,33)	1:A:55:SER:C	2:B:79:LYS:HG3	10	1.89
(1,33)	1:A:55:SER:C	2:B:79:LYS:HZ1	10	1.89
(1,33)	1:A:55:SER:C	2:B:79:LYS:HZ2	10	1.89
(1,33)	1:A:55:SER:C	2:B:79:LYS:HZ3	10	1.89
(1,33)	1:A:55:SER:C	2:B:79:LYS:N	10	1.89
(1,33)	1:A:55:SER:C	2:B:79:LYS:NZ	10	1.89
(1,33)	1:A:55:SER:C	2:B:79:LYS:O	10	1.89
(1,33)	1:A:55:SER:C	2:B:80:ILE:C	10	1.89
(1,33)	1:A:55:SER:C	2:B:80:ILE:CA	10	1.89
(1,33)	1:A:55:SER:C	2:B:80:ILE:CB	10	1.89
(1,33)	1:A:55:SER:C	2:B:80:ILE:CD1	10	1.89
(1,33)	1:A:55:SER:C	2:B:80:ILE:CG1	10	1.89
(1,33)	1:A:55:SER:C	2:B:80:ILE:CG2	10	1.89
(1,33)	1:A:55:SER:C	2:B:80:ILE:H	10	1.89
(1,33)	1:A:55:SER:C	2:B:80:ILE:HA	10	1.89
(1,33)	1:A:55:SER:C	2:B:80:ILE:HB	10	1.89
(1,33)	1:A:55:SER:C	2:B:80:ILE:HD11	10	1.89
(1,33)	1:A:55:SER:C	2:B:80:ILE:HD12	10	1.89
(1,33)	1:A:55:SER:C	2:B:80:ILE:HD13	10	1.89
(1,33)	1:A:55:SER:C	2:B:80:ILE:HG12	10	1.89
(1,33)	1:A:55:SER:C	2:B:80:ILE:HG13	10	1.89
(1,33)	1:A:55:SER:C	2:B:80:ILE:HG21	10	1.89
(1,33)	1:A:55:SER:C	2:B:80:ILE:HG22	10	1.89
(1,33)	1:A:55:SER:C	2:B:80:ILE:HG23	10	1.89
(1,33)	1:A:55:SER:C	2:B:80:ILE:N	10	1.89
(1,33)	1:A:55:SER:C	2:B:80:ILE:O	10	1.89
(1,33)	1:A:55:SER:C	2:B:84:GLN:C	10	1.89
(1,33)	1:A:55:SER:C	2:B:84:GLN:CA	10	1.89
(1,33)	1:A:55:SER:C	2:B:84:GLN:CB	10	1.89
(1,33)	1:A:55:SER:C	2:B:84:GLN:CD	10	1.89
(1,33)	1:A:55:SER:C	2:B:84:GLN:CG	10	1.89

*Continued on next page...*



*Continued from previous page...*

Key	Atom-1	Atom-2	Model ID	Violation (Å)
(1,33)	1:A:55:SER:C	2:B:84:GLN:H	10	1.89
(1,33)	1:A:55:SER:C	2:B:84:GLN:HA	10	1.89
(1,33)	1:A:55:SER:C	2:B:84:GLN:HB2	10	1.89
(1,33)	1:A:55:SER:C	2:B:84:GLN:HB3	10	1.89
(1,33)	1:A:55:SER:C	2:B:84:GLN:HE21	10	1.89
(1,33)	1:A:55:SER:C	2:B:84:GLN:HE22	10	1.89
(1,33)	1:A:55:SER:C	2:B:84:GLN:HG2	10	1.89
(1,33)	1:A:55:SER:C	2:B:84:GLN:HG3	10	1.89
(1,33)	1:A:55:SER:C	2:B:84:GLN:N	10	1.89
(1,33)	1:A:55:SER:C	2:B:84:GLN:NE2	10	1.89
(1,33)	1:A:55:SER:C	2:B:84:GLN:O	10	1.89
(1,33)	1:A:55:SER:C	2:B:84:GLN:OE1	10	1.89
(1,33)	1:A:55:SER:C	2:B:97:THR:C	10	1.89
(1,33)	1:A:55:SER:C	2:B:97:THR:CA	10	1.89
(1,33)	1:A:55:SER:C	2:B:97:THR:CB	10	1.89
(1,33)	1:A:55:SER:C	2:B:97:THR:CG2	10	1.89
(1,33)	1:A:55:SER:C	2:B:97:THR:H	10	1.89
(1,33)	1:A:55:SER:C	2:B:97:THR:HA	10	1.89
(1,33)	1:A:55:SER:C	2:B:97:THR:HB	10	1.89
(1,33)	1:A:55:SER:C	2:B:97:THR:HG1	10	1.89
(1,33)	1:A:55:SER:C	2:B:97:THR:HG21	10	1.89
(1,33)	1:A:55:SER:C	2:B:97:THR:HG22	10	1.89
(1,33)	1:A:55:SER:C	2:B:97:THR:HG23	10	1.89
(1,33)	1:A:55:SER:C	2:B:97:THR:N	10	1.89
(1,33)	1:A:55:SER:C	2:B:97:THR:O	10	1.89
(1,33)	1:A:55:SER:C	2:B:97:THR:OG1	10	1.89
(1,33)	1:A:55:SER:C	2:B:99:HIS:C	10	1.89
(1,33)	1:A:55:SER:C	2:B:99:HIS:CA	10	1.89
(1,33)	1:A:55:SER:C	2:B:99:HIS:CB	10	1.89
(1,33)	1:A:55:SER:C	2:B:99:HIS:CD2	10	1.89
(1,33)	1:A:55:SER:C	2:B:99:HIS:CE1	10	1.89
(1,33)	1:A:55:SER:C	2:B:99:HIS:CG	10	1.89
(1,33)	1:A:55:SER:C	2:B:99:HIS:H	10	1.89
(1,33)	1:A:55:SER:C	2:B:99:HIS:HA	10	1.89
(1,33)	1:A:55:SER:C	2:B:99:HIS:HB2	10	1.89
(1,33)	1:A:55:SER:C	2:B:99:HIS:HB3	10	1.89
(1,33)	1:A:55:SER:C	2:B:99:HIS:HD1	10	1.89
(1,33)	1:A:55:SER:C	2:B:99:HIS:HD2	10	1.89
(1,33)	1:A:55:SER:C	2:B:99:HIS:HE1	10	1.89
(1,33)	1:A:55:SER:C	2:B:99:HIS:HE2	10	1.89
(1,33)	1:A:55:SER:C	2:B:99:HIS:N	10	1.89
(1,33)	1:A:55:SER:C	2:B:99:HIS:ND1	10	1.89

*Continued on next page...*

*Continued from previous page...*

Key	Atom-1	Atom-2	Model ID	Violation (Å)
(1,33)	1:A:55:SER:C	2:B:99:HIS:NE2	10	1.89
(1,33)	1:A:55:SER:C	2:B:99:HIS:O	10	1.89
(1,33)	1:A:55:SER:C	2:B:101:VAL:C	10	1.89
(1,33)	1:A:55:SER:C	2:B:101:VAL:CA	10	1.89
(1,33)	1:A:55:SER:C	2:B:101:VAL:CB	10	1.89
(1,33)	1:A:55:SER:C	2:B:101:VAL:CG1	10	1.89
(1,33)	1:A:55:SER:C	2:B:101:VAL:CG2	10	1.89
(1,33)	1:A:55:SER:C	2:B:101:VAL:H	10	1.89
(1,33)	1:A:55:SER:C	2:B:101:VAL:HA	10	1.89
(1,33)	1:A:55:SER:C	2:B:101:VAL:HB	10	1.89
(1,33)	1:A:55:SER:C	2:B:101:VAL:HG11	10	1.89
(1,33)	1:A:55:SER:C	2:B:101:VAL:HG12	10	1.89
(1,33)	1:A:55:SER:C	2:B:101:VAL:HG13	10	1.89
(1,33)	1:A:55:SER:C	2:B:101:VAL:HG21	10	1.89
(1,33)	1:A:55:SER:C	2:B:101:VAL:HG22	10	1.89
(1,33)	1:A:55:SER:C	2:B:101:VAL:HG23	10	1.89
(1,33)	1:A:55:SER:C	2:B:101:VAL:N	10	1.89
(1,33)	1:A:55:SER:C	2:B:101:VAL:O	10	1.89
(1,33)	1:A:55:SER:CA	2:B:75:ILE:C	10	1.89
(1,33)	1:A:55:SER:CA	2:B:75:ILE:CA	10	1.89
(1,33)	1:A:55:SER:CA	2:B:75:ILE:CB	10	1.89
(1,33)	1:A:55:SER:CA	2:B:75:ILE:CD1	10	1.89
(1,33)	1:A:55:SER:CA	2:B:75:ILE:CG1	10	1.89
(1,33)	1:A:55:SER:CA	2:B:75:ILE:CG2	10	1.89
(1,33)	1:A:55:SER:CA	2:B:75:ILE:H	10	1.89
(1,33)	1:A:55:SER:CA	2:B:75:ILE:HA	10	1.89
(1,33)	1:A:55:SER:CA	2:B:75:ILE:HB	10	1.89
(1,33)	1:A:55:SER:CA	2:B:75:ILE:HD11	10	1.89
(1,33)	1:A:55:SER:CA	2:B:75:ILE:HD12	10	1.89
(1,33)	1:A:55:SER:CA	2:B:75:ILE:HD13	10	1.89
(1,33)	1:A:55:SER:CA	2:B:75:ILE:HG12	10	1.89
(1,33)	1:A:55:SER:CA	2:B:75:ILE:HG13	10	1.89
(1,33)	1:A:55:SER:CA	2:B:75:ILE:HG21	10	1.89
(1,33)	1:A:55:SER:CA	2:B:75:ILE:HG22	10	1.89
(1,33)	1:A:55:SER:CA	2:B:75:ILE:HG23	10	1.89
(1,33)	1:A:55:SER:CA	2:B:75:ILE:N	10	1.89
(1,33)	1:A:55:SER:CA	2:B:75:ILE:O	10	1.89
(1,33)	1:A:55:SER:CA	2:B:77:ALA:C	10	1.89
(1,33)	1:A:55:SER:CA	2:B:77:ALA:CA	10	1.89
(1,33)	1:A:55:SER:CA	2:B:77:ALA:CB	10	1.89
(1,33)	1:A:55:SER:CA	2:B:77:ALA:H	10	1.89
(1,33)	1:A:55:SER:CA	2:B:77:ALA:HA	10	1.89

*Continued on next page...*

*Continued from previous page...*

Key	Atom-1	Atom-2	Model ID	Violation (Å)
(1,33)	1:A:55:SER:CA	2:B:77:ALA:HB1	10	1.89
(1,33)	1:A:55:SER:CA	2:B:77:ALA:HB2	10	1.89
(1,33)	1:A:55:SER:CA	2:B:77:ALA:HB3	10	1.89
(1,33)	1:A:55:SER:CA	2:B:77:ALA:N	10	1.89
(1,33)	1:A:55:SER:CA	2:B:77:ALA:O	10	1.89
(1,33)	1:A:55:SER:CA	2:B:78:GLY:C	10	1.89
(1,33)	1:A:55:SER:CA	2:B:78:GLY:CA	10	1.89
(1,33)	1:A:55:SER:CA	2:B:78:GLY:H	10	1.89
(1,33)	1:A:55:SER:CA	2:B:78:GLY:HA2	10	1.89
(1,33)	1:A:55:SER:CA	2:B:78:GLY:HA3	10	1.89
(1,33)	1:A:55:SER:CA	2:B:78:GLY:N	10	1.89
(1,33)	1:A:55:SER:CA	2:B:78:GLY:O	10	1.89
(1,33)	1:A:55:SER:CA	2:B:79:LYS:C	10	1.89
(1,33)	1:A:55:SER:CA	2:B:79:LYS:CA	10	1.89
(1,33)	1:A:55:SER:CA	2:B:79:LYS:CB	10	1.89
(1,33)	1:A:55:SER:CA	2:B:79:LYS:CD	10	1.89
(1,33)	1:A:55:SER:CA	2:B:79:LYS:CE	10	1.89
(1,33)	1:A:55:SER:CA	2:B:79:LYS:CG	10	1.89
(1,33)	1:A:55:SER:CA	2:B:79:LYS:H	10	1.89
(1,33)	1:A:55:SER:CA	2:B:79:LYS:HA	10	1.89
(1,33)	1:A:55:SER:CA	2:B:79:LYS:HB2	10	1.89
(1,33)	1:A:55:SER:CA	2:B:79:LYS:HB3	10	1.89
(1,33)	1:A:55:SER:CA	2:B:79:LYS:HD2	10	1.89
(1,33)	1:A:55:SER:CA	2:B:79:LYS:HD3	10	1.89
(1,33)	1:A:55:SER:CA	2:B:79:LYS:HE2	10	1.89
(1,33)	1:A:55:SER:CA	2:B:79:LYS:HE3	10	1.89
(1,33)	1:A:55:SER:CA	2:B:79:LYS:HG2	10	1.89
(1,33)	1:A:55:SER:CA	2:B:79:LYS:HG3	10	1.89
(1,33)	1:A:55:SER:CA	2:B:79:LYS:HZ1	10	1.89
(1,33)	1:A:55:SER:CA	2:B:79:LYS:HZ2	10	1.89
(1,33)	1:A:55:SER:CA	2:B:79:LYS:HZ3	10	1.89
(1,33)	1:A:55:SER:CA	2:B:79:LYS:N	10	1.89
(1,33)	1:A:55:SER:CA	2:B:79:LYS:NZ	10	1.89
(1,33)	1:A:55:SER:CA	2:B:79:LYS:O	10	1.89
(1,33)	1:A:55:SER:CA	2:B:80:ILE:C	10	1.89
(1,33)	1:A:55:SER:CA	2:B:80:ILE:CA	10	1.89
(1,33)	1:A:55:SER:CA	2:B:80:ILE:CB	10	1.89
(1,33)	1:A:55:SER:CA	2:B:80:ILE:CD1	10	1.89
(1,33)	1:A:55:SER:CA	2:B:80:ILE:CG1	10	1.89
(1,33)	1:A:55:SER:CA	2:B:80:ILE:CG2	10	1.89
(1,33)	1:A:55:SER:CA	2:B:80:ILE:H	10	1.89
(1,33)	1:A:55:SER:CA	2:B:80:ILE:HA	10	1.89

*Continued on next page...*

*Continued from previous page...*

Key	Atom-1	Atom-2	Model ID	Violation (Å)
(1,33)	1:A:55:SER:CA	2:B:80:ILE:HB	10	1.89
(1,33)	1:A:55:SER:CA	2:B:80:ILE:HD11	10	1.89
(1,33)	1:A:55:SER:CA	2:B:80:ILE:HD12	10	1.89
(1,33)	1:A:55:SER:CA	2:B:80:ILE:HD13	10	1.89
(1,33)	1:A:55:SER:CA	2:B:80:ILE:HG12	10	1.89
(1,33)	1:A:55:SER:CA	2:B:80:ILE:HG13	10	1.89
(1,33)	1:A:55:SER:CA	2:B:80:ILE:HG21	10	1.89
(1,33)	1:A:55:SER:CA	2:B:80:ILE:HG22	10	1.89
(1,33)	1:A:55:SER:CA	2:B:80:ILE:HG23	10	1.89
(1,33)	1:A:55:SER:CA	2:B:80:ILE:N	10	1.89
(1,33)	1:A:55:SER:CA	2:B:80:ILE:O	10	1.89
(1,33)	1:A:55:SER:CA	2:B:84:GLN:C	10	1.89
(1,33)	1:A:55:SER:CA	2:B:84:GLN:CA	10	1.89
(1,33)	1:A:55:SER:CA	2:B:84:GLN:CB	10	1.89
(1,33)	1:A:55:SER:CA	2:B:84:GLN:CD	10	1.89
(1,33)	1:A:55:SER:CA	2:B:84:GLN:CG	10	1.89
(1,33)	1:A:55:SER:CA	2:B:84:GLN:H	10	1.89
(1,33)	1:A:55:SER:CA	2:B:84:GLN:HA	10	1.89
(1,33)	1:A:55:SER:CA	2:B:84:GLN:HB2	10	1.89
(1,33)	1:A:55:SER:CA	2:B:84:GLN:HB3	10	1.89
(1,33)	1:A:55:SER:CA	2:B:84:GLN:HE21	10	1.89
(1,33)	1:A:55:SER:CA	2:B:84:GLN:HE22	10	1.89
(1,33)	1:A:55:SER:CA	2:B:84:GLN:HG2	10	1.89
(1,33)	1:A:55:SER:CA	2:B:84:GLN:HG3	10	1.89
(1,33)	1:A:55:SER:CA	2:B:84:GLN:N	10	1.89
(1,33)	1:A:55:SER:CA	2:B:84:GLN:NE2	10	1.89
(1,33)	1:A:55:SER:CA	2:B:84:GLN:O	10	1.89
(1,33)	1:A:55:SER:CA	2:B:84:GLN:OE1	10	1.89
(1,33)	1:A:55:SER:CA	2:B:97:THR:C	10	1.89
(1,33)	1:A:55:SER:CA	2:B:97:THR:CA	10	1.89
(1,33)	1:A:55:SER:CA	2:B:97:THR:CB	10	1.89
(1,33)	1:A:55:SER:CA	2:B:97:THR:CG2	10	1.89
(1,33)	1:A:55:SER:CA	2:B:97:THR:H	10	1.89
(1,33)	1:A:55:SER:CA	2:B:97:THR:HA	10	1.89
(1,33)	1:A:55:SER:CA	2:B:97:THR:HB	10	1.89
(1,33)	1:A:55:SER:CA	2:B:97:THR:HG1	10	1.89
(1,33)	1:A:55:SER:CA	2:B:97:THR:HG21	10	1.89
(1,33)	1:A:55:SER:CA	2:B:97:THR:HG22	10	1.89
(1,33)	1:A:55:SER:CA	2:B:97:THR:HG23	10	1.89
(1,33)	1:A:55:SER:CA	2:B:97:THR:N	10	1.89
(1,33)	1:A:55:SER:CA	2:B:97:THR:O	10	1.89
(1,33)	1:A:55:SER:CA	2:B:97:THR:OG1	10	1.89

*Continued on next page...*

*Continued from previous page...*

Key	Atom-1	Atom-2	Model ID	Violation (Å)
(1,33)	1:A:55:SER:CA	2:B:99:HIS:C	10	1.89
(1,33)	1:A:55:SER:CA	2:B:99:HIS:CA	10	1.89
(1,33)	1:A:55:SER:CA	2:B:99:HIS:CB	10	1.89
(1,33)	1:A:55:SER:CA	2:B:99:HIS:CD2	10	1.89
(1,33)	1:A:55:SER:CA	2:B:99:HIS:CE1	10	1.89
(1,33)	1:A:55:SER:CA	2:B:99:HIS:CG	10	1.89
(1,33)	1:A:55:SER:CA	2:B:99:HIS:H	10	1.89
(1,33)	1:A:55:SER:CA	2:B:99:HIS:HA	10	1.89
(1,33)	1:A:55:SER:CA	2:B:99:HIS:HB2	10	1.89
(1,33)	1:A:55:SER:CA	2:B:99:HIS:HB3	10	1.89
(1,33)	1:A:55:SER:CA	2:B:99:HIS:HD1	10	1.89
(1,33)	1:A:55:SER:CA	2:B:99:HIS:HD2	10	1.89
(1,33)	1:A:55:SER:CA	2:B:99:HIS:HE1	10	1.89
(1,33)	1:A:55:SER:CA	2:B:99:HIS:HE2	10	1.89
(1,33)	1:A:55:SER:CA	2:B:99:HIS:N	10	1.89
(1,33)	1:A:55:SER:CA	2:B:99:HIS:ND1	10	1.89
(1,33)	1:A:55:SER:CA	2:B:99:HIS:NE2	10	1.89
(1,33)	1:A:55:SER:CA	2:B:99:HIS:O	10	1.89
(1,33)	1:A:55:SER:CA	2:B:101:VAL:C	10	1.89
(1,33)	1:A:55:SER:CA	2:B:101:VAL:CA	10	1.89
(1,33)	1:A:55:SER:CA	2:B:101:VAL:CB	10	1.89
(1,33)	1:A:55:SER:CA	2:B:101:VAL:CG1	10	1.89
(1,33)	1:A:55:SER:CA	2:B:101:VAL:CG2	10	1.89
(1,33)	1:A:55:SER:CA	2:B:101:VAL:H	10	1.89
(1,33)	1:A:55:SER:CA	2:B:101:VAL:HA	10	1.89
(1,33)	1:A:55:SER:CA	2:B:101:VAL:HB	10	1.89
(1,33)	1:A:55:SER:CA	2:B:101:VAL:HG11	10	1.89
(1,33)	1:A:55:SER:CA	2:B:101:VAL:HG12	10	1.89
(1,33)	1:A:55:SER:CA	2:B:101:VAL:HG13	10	1.89
(1,33)	1:A:55:SER:CA	2:B:101:VAL:HG21	10	1.89
(1,33)	1:A:55:SER:CA	2:B:101:VAL:HG22	10	1.89
(1,33)	1:A:55:SER:CA	2:B:101:VAL:HG23	10	1.89
(1,33)	1:A:55:SER:CA	2:B:101:VAL:N	10	1.89
(1,33)	1:A:55:SER:CA	2:B:101:VAL:O	10	1.89
(1,33)	1:A:55:SER:CB	2:B:75:ILE:C	10	1.89
(1,33)	1:A:55:SER:CB	2:B:75:ILE:CA	10	1.89
(1,33)	1:A:55:SER:CB	2:B:75:ILE:CB	10	1.89
(1,33)	1:A:55:SER:CB	2:B:75:ILE:CD1	10	1.89
(1,33)	1:A:55:SER:CB	2:B:75:ILE:CG1	10	1.89
(1,33)	1:A:55:SER:CB	2:B:75:ILE:CG2	10	1.89
(1,33)	1:A:55:SER:CB	2:B:75:ILE:H	10	1.89
(1,33)	1:A:55:SER:CB	2:B:75:ILE:HA	10	1.89

*Continued on next page...*

*Continued from previous page...*

Key	Atom-1	Atom-2	Model ID	Violation (Å)
(1,33)	1:A:55:SER:CB	2:B:75:ILE:HB	10	1.89
(1,33)	1:A:55:SER:CB	2:B:75:ILE:HD11	10	1.89
(1,33)	1:A:55:SER:CB	2:B:75:ILE:HD12	10	1.89
(1,33)	1:A:55:SER:CB	2:B:75:ILE:HD13	10	1.89
(1,33)	1:A:55:SER:CB	2:B:75:ILE:HG12	10	1.89
(1,33)	1:A:55:SER:CB	2:B:75:ILE:HG13	10	1.89
(1,33)	1:A:55:SER:CB	2:B:75:ILE:HG21	10	1.89
(1,33)	1:A:55:SER:CB	2:B:75:ILE:HG22	10	1.89
(1,33)	1:A:55:SER:CB	2:B:75:ILE:HG23	10	1.89
(1,33)	1:A:55:SER:CB	2:B:75:ILE:N	10	1.89
(1,33)	1:A:55:SER:CB	2:B:75:ILE:O	10	1.89
(1,33)	1:A:55:SER:CB	2:B:77:ALA:C	10	1.89
(1,33)	1:A:55:SER:CB	2:B:77:ALA:CA	10	1.89
(1,33)	1:A:55:SER:CB	2:B:77:ALA:CB	10	1.89
(1,33)	1:A:55:SER:CB	2:B:77:ALA:H	10	1.89
(1,33)	1:A:55:SER:CB	2:B:77:ALA:HA	10	1.89
(1,33)	1:A:55:SER:CB	2:B:77:ALA:HB1	10	1.89
(1,33)	1:A:55:SER:CB	2:B:77:ALA:HB2	10	1.89
(1,33)	1:A:55:SER:CB	2:B:77:ALA:HB3	10	1.89
(1,33)	1:A:55:SER:CB	2:B:77:ALA:N	10	1.89
(1,33)	1:A:55:SER:CB	2:B:77:ALA:O	10	1.89
(1,33)	1:A:55:SER:CB	2:B:78:GLY:C	10	1.89
(1,33)	1:A:55:SER:CB	2:B:78:GLY:CA	10	1.89
(1,33)	1:A:55:SER:CB	2:B:78:GLY:H	10	1.89
(1,33)	1:A:55:SER:CB	2:B:78:GLY:HA2	10	1.89
(1,33)	1:A:55:SER:CB	2:B:78:GLY:HA3	10	1.89
(1,33)	1:A:55:SER:CB	2:B:78:GLY:N	10	1.89
(1,33)	1:A:55:SER:CB	2:B:78:GLY:O	10	1.89
(1,33)	1:A:55:SER:CB	2:B:79:LYS:C	10	1.89
(1,33)	1:A:55:SER:CB	2:B:79:LYS:CA	10	1.89
(1,33)	1:A:55:SER:CB	2:B:79:LYS:CB	10	1.89
(1,33)	1:A:55:SER:CB	2:B:79:LYS:CD	10	1.89
(1,33)	1:A:55:SER:CB	2:B:79:LYS:CE	10	1.89
(1,33)	1:A:55:SER:CB	2:B:79:LYS:CG	10	1.89
(1,33)	1:A:55:SER:CB	2:B:79:LYS:H	10	1.89
(1,33)	1:A:55:SER:CB	2:B:79:LYS:HA	10	1.89
(1,33)	1:A:55:SER:CB	2:B:79:LYS:HB2	10	1.89
(1,33)	1:A:55:SER:CB	2:B:79:LYS:HB3	10	1.89
(1,33)	1:A:55:SER:CB	2:B:79:LYS:HD2	10	1.89
(1,33)	1:A:55:SER:CB	2:B:79:LYS:HD3	10	1.89
(1,33)	1:A:55:SER:CB	2:B:79:LYS:HE2	10	1.89
(1,33)	1:A:55:SER:CB	2:B:79:LYS:HE3	10	1.89

*Continued on next page...*

*Continued from previous page...*

Key	Atom-1	Atom-2	Model ID	Violation (Å)
(1,33)	1:A:55:SER:CB	2:B:79:LYS:HG2	10	1.89
(1,33)	1:A:55:SER:CB	2:B:79:LYS:HG3	10	1.89
(1,33)	1:A:55:SER:CB	2:B:79:LYS:HZ1	10	1.89
(1,33)	1:A:55:SER:CB	2:B:79:LYS:HZ2	10	1.89
(1,33)	1:A:55:SER:CB	2:B:79:LYS:HZ3	10	1.89
(1,33)	1:A:55:SER:CB	2:B:79:LYS:N	10	1.89
(1,33)	1:A:55:SER:CB	2:B:79:LYS:NZ	10	1.89
(1,33)	1:A:55:SER:CB	2:B:79:LYS:O	10	1.89
(1,33)	1:A:55:SER:CB	2:B:80:ILE:C	10	1.89
(1,33)	1:A:55:SER:CB	2:B:80:ILE:CA	10	1.89
(1,33)	1:A:55:SER:CB	2:B:80:ILE:CB	10	1.89
(1,33)	1:A:55:SER:CB	2:B:80:ILE:CD1	10	1.89
(1,33)	1:A:55:SER:CB	2:B:80:ILE:CG1	10	1.89
(1,33)	1:A:55:SER:CB	2:B:80:ILE:CG2	10	1.89
(1,33)	1:A:55:SER:CB	2:B:80:ILE:H	10	1.89
(1,33)	1:A:55:SER:CB	2:B:80:ILE:HA	10	1.89
(1,33)	1:A:55:SER:CB	2:B:80:ILE:HB	10	1.89
(1,33)	1:A:55:SER:CB	2:B:80:ILE:HD11	10	1.89
(1,33)	1:A:55:SER:CB	2:B:80:ILE:HD12	10	1.89
(1,33)	1:A:55:SER:CB	2:B:80:ILE:HD13	10	1.89
(1,33)	1:A:55:SER:CB	2:B:80:ILE:HG12	10	1.89
(1,33)	1:A:55:SER:CB	2:B:80:ILE:HG13	10	1.89
(1,33)	1:A:55:SER:CB	2:B:80:ILE:HG21	10	1.89
(1,33)	1:A:55:SER:CB	2:B:80:ILE:HG22	10	1.89
(1,33)	1:A:55:SER:CB	2:B:80:ILE:HG23	10	1.89
(1,33)	1:A:55:SER:CB	2:B:80:ILE:N	10	1.89
(1,33)	1:A:55:SER:CB	2:B:80:ILE:O	10	1.89
(1,33)	1:A:55:SER:CB	2:B:84:GLN:C	10	1.89
(1,33)	1:A:55:SER:CB	2:B:84:GLN:CA	10	1.89
(1,33)	1:A:55:SER:CB	2:B:84:GLN:CB	10	1.89
(1,33)	1:A:55:SER:CB	2:B:84:GLN:CD	10	1.89
(1,33)	1:A:55:SER:CB	2:B:84:GLN:CG	10	1.89
(1,33)	1:A:55:SER:CB	2:B:84:GLN:H	10	1.89
(1,33)	1:A:55:SER:CB	2:B:84:GLN:HA	10	1.89
(1,33)	1:A:55:SER:CB	2:B:84:GLN:HB2	10	1.89
(1,33)	1:A:55:SER:CB	2:B:84:GLN:HB3	10	1.89
(1,33)	1:A:55:SER:CB	2:B:84:GLN:HE21	10	1.89
(1,33)	1:A:55:SER:CB	2:B:84:GLN:HE22	10	1.89
(1,33)	1:A:55:SER:CB	2:B:84:GLN:HG2	10	1.89
(1,33)	1:A:55:SER:CB	2:B:84:GLN:HG3	10	1.89
(1,33)	1:A:55:SER:CB	2:B:84:GLN:N	10	1.89
(1,33)	1:A:55:SER:CB	2:B:84:GLN:NE2	10	1.89

*Continued on next page...*

*Continued from previous page...*

Key	Atom-1	Atom-2	Model ID	Violation (Å)
(1,33)	1:A:55:SER:CB	2:B:84:GLN:O	10	1.89
(1,33)	1:A:55:SER:CB	2:B:84:GLN:OE1	10	1.89
(1,33)	1:A:55:SER:CB	2:B:97:THR:C	10	1.89
(1,33)	1:A:55:SER:CB	2:B:97:THR:CA	10	1.89
(1,33)	1:A:55:SER:CB	2:B:97:THR:CB	10	1.89
(1,33)	1:A:55:SER:CB	2:B:97:THR:CG2	10	1.89
(1,33)	1:A:55:SER:CB	2:B:97:THR:H	10	1.89
(1,33)	1:A:55:SER:CB	2:B:97:THR:HA	10	1.89
(1,33)	1:A:55:SER:CB	2:B:97:THR:HB	10	1.89
(1,33)	1:A:55:SER:CB	2:B:97:THR:HG1	10	1.89
(1,33)	1:A:55:SER:CB	2:B:97:THR:HG21	10	1.89
(1,33)	1:A:55:SER:CB	2:B:97:THR:HG22	10	1.89
(1,33)	1:A:55:SER:CB	2:B:97:THR:HG23	10	1.89
(1,33)	1:A:55:SER:CB	2:B:97:THR:N	10	1.89
(1,33)	1:A:55:SER:CB	2:B:97:THR:O	10	1.89
(1,33)	1:A:55:SER:CB	2:B:97:THR:OG1	10	1.89
(1,33)	1:A:55:SER:CB	2:B:99:HIS:C	10	1.89
(1,33)	1:A:55:SER:CB	2:B:99:HIS:CA	10	1.89
(1,33)	1:A:55:SER:CB	2:B:99:HIS:CB	10	1.89
(1,33)	1:A:55:SER:CB	2:B:99:HIS:CD2	10	1.89
(1,33)	1:A:55:SER:CB	2:B:99:HIS:CE1	10	1.89
(1,33)	1:A:55:SER:CB	2:B:99:HIS:CG	10	1.89
(1,33)	1:A:55:SER:CB	2:B:99:HIS:H	10	1.89
(1,33)	1:A:55:SER:CB	2:B:99:HIS:HA	10	1.89
(1,33)	1:A:55:SER:CB	2:B:99:HIS:HB2	10	1.89
(1,33)	1:A:55:SER:CB	2:B:99:HIS:HB3	10	1.89
(1,33)	1:A:55:SER:CB	2:B:99:HIS:HD1	10	1.89
(1,33)	1:A:55:SER:CB	2:B:99:HIS:HD2	10	1.89
(1,33)	1:A:55:SER:CB	2:B:99:HIS:HE1	10	1.89
(1,33)	1:A:55:SER:CB	2:B:99:HIS:HE2	10	1.89
(1,33)	1:A:55:SER:CB	2:B:99:HIS:N	10	1.89
(1,33)	1:A:55:SER:CB	2:B:99:HIS:ND1	10	1.89
(1,33)	1:A:55:SER:CB	2:B:99:HIS:NE2	10	1.89
(1,33)	1:A:55:SER:CB	2:B:99:HIS:O	10	1.89
(1,33)	1:A:55:SER:CB	2:B:101:VAL:C	10	1.89
(1,33)	1:A:55:SER:CB	2:B:101:VAL:CA	10	1.89
(1,33)	1:A:55:SER:CB	2:B:101:VAL:CB	10	1.89
(1,33)	1:A:55:SER:CB	2:B:101:VAL:CG1	10	1.89
(1,33)	1:A:55:SER:CB	2:B:101:VAL:CG2	10	1.89
(1,33)	1:A:55:SER:CB	2:B:101:VAL:H	10	1.89
(1,33)	1:A:55:SER:CB	2:B:101:VAL:HA	10	1.89
(1,33)	1:A:55:SER:CB	2:B:101:VAL:HB	10	1.89

*Continued on next page...*



*Continued from previous page...*

Key	Atom-1	Atom-2	Model ID	Violation (Å)
(1,33)	1:A:55:SER:CB	2:B:101:VAL:HG11	10	1.89
(1,33)	1:A:55:SER:CB	2:B:101:VAL:HG12	10	1.89
(1,33)	1:A:55:SER:CB	2:B:101:VAL:HG13	10	1.89
(1,33)	1:A:55:SER:CB	2:B:101:VAL:HG21	10	1.89
(1,33)	1:A:55:SER:CB	2:B:101:VAL:HG22	10	1.89
(1,33)	1:A:55:SER:CB	2:B:101:VAL:HG23	10	1.89
(1,33)	1:A:55:SER:CB	2:B:101:VAL:N	10	1.89
(1,33)	1:A:55:SER:CB	2:B:101:VAL:O	10	1.89
(1,33)	1:A:55:SER:H	2:B:75:ILE:C	10	1.89
(1,33)	1:A:55:SER:H	2:B:75:ILE:CA	10	1.89
(1,33)	1:A:55:SER:H	2:B:75:ILE:CB	10	1.89
(1,33)	1:A:55:SER:H	2:B:75:ILE:CD1	10	1.89
(1,33)	1:A:55:SER:H	2:B:75:ILE:CG1	10	1.89
(1,33)	1:A:55:SER:H	2:B:75:ILE:CG2	10	1.89
(1,33)	1:A:55:SER:H	2:B:75:ILE:H	10	1.89
(1,33)	1:A:55:SER:H	2:B:75:ILE:HA	10	1.89
(1,33)	1:A:55:SER:H	2:B:75:ILE:HB	10	1.89
(1,33)	1:A:55:SER:H	2:B:75:ILE:HD11	10	1.89
(1,33)	1:A:55:SER:H	2:B:75:ILE:HD12	10	1.89
(1,33)	1:A:55:SER:H	2:B:75:ILE:HD13	10	1.89
(1,33)	1:A:55:SER:H	2:B:75:ILE:HG12	10	1.89
(1,33)	1:A:55:SER:H	2:B:75:ILE:HG13	10	1.89
(1,33)	1:A:55:SER:H	2:B:75:ILE:HG21	10	1.89
(1,33)	1:A:55:SER:H	2:B:75:ILE:HG22	10	1.89
(1,33)	1:A:55:SER:H	2:B:75:ILE:HG23	10	1.89
(1,33)	1:A:55:SER:H	2:B:75:ILE:N	10	1.89
(1,33)	1:A:55:SER:H	2:B:75:ILE:O	10	1.89
(1,33)	1:A:55:SER:H	2:B:77:ALA:C	10	1.89
(1,33)	1:A:55:SER:H	2:B:77:ALA:CA	10	1.89
(1,33)	1:A:55:SER:H	2:B:77:ALA:CB	10	1.89
(1,33)	1:A:55:SER:H	2:B:77:ALA:H	10	1.89
(1,33)	1:A:55:SER:H	2:B:77:ALA:HA	10	1.89
(1,33)	1:A:55:SER:H	2:B:77:ALA:HB1	10	1.89
(1,33)	1:A:55:SER:H	2:B:77:ALA:HB2	10	1.89
(1,33)	1:A:55:SER:H	2:B:77:ALA:HB3	10	1.89
(1,33)	1:A:55:SER:H	2:B:77:ALA:N	10	1.89
(1,33)	1:A:55:SER:H	2:B:77:ALA:O	10	1.89
(1,33)	1:A:55:SER:H	2:B:78:GLY:C	10	1.89
(1,33)	1:A:55:SER:H	2:B:78:GLY:CA	10	1.89
(1,33)	1:A:55:SER:H	2:B:78:GLY:H	10	1.89
(1,33)	1:A:55:SER:H	2:B:78:GLY:HA2	10	1.89
(1,33)	1:A:55:SER:H	2:B:78:GLY:HA3	10	1.89

*Continued on next page...*

*Continued from previous page...*

Key	Atom-1	Atom-2	Model ID	Violation (Å)
(1,33)	1:A:55:SER:H	2:B:78:GLY:N	10	1.89
(1,33)	1:A:55:SER:H	2:B:78:GLY:O	10	1.89
(1,33)	1:A:55:SER:H	2:B:79:LYS:C	10	1.89
(1,33)	1:A:55:SER:H	2:B:79:LYS:CA	10	1.89
(1,33)	1:A:55:SER:H	2:B:79:LYS:CB	10	1.89
(1,33)	1:A:55:SER:H	2:B:79:LYS:CD	10	1.89
(1,33)	1:A:55:SER:H	2:B:79:LYS:CE	10	1.89
(1,33)	1:A:55:SER:H	2:B:79:LYS:CG	10	1.89
(1,33)	1:A:55:SER:H	2:B:79:LYS:H	10	1.89
(1,33)	1:A:55:SER:H	2:B:79:LYS:HA	10	1.89
(1,33)	1:A:55:SER:H	2:B:79:LYS:HB2	10	1.89
(1,33)	1:A:55:SER:H	2:B:79:LYS:HB3	10	1.89
(1,33)	1:A:55:SER:H	2:B:79:LYS:HD2	10	1.89
(1,33)	1:A:55:SER:H	2:B:79:LYS:HD3	10	1.89
(1,33)	1:A:55:SER:H	2:B:79:LYS:HE2	10	1.89
(1,33)	1:A:55:SER:H	2:B:79:LYS:HE3	10	1.89
(1,33)	1:A:55:SER:H	2:B:79:LYS:HG2	10	1.89
(1,33)	1:A:55:SER:H	2:B:79:LYS:HG3	10	1.89
(1,33)	1:A:55:SER:H	2:B:79:LYS:HZ1	10	1.89
(1,33)	1:A:55:SER:H	2:B:79:LYS:HZ2	10	1.89
(1,33)	1:A:55:SER:H	2:B:79:LYS:HZ3	10	1.89
(1,33)	1:A:55:SER:H	2:B:79:LYS:N	10	1.89
(1,33)	1:A:55:SER:H	2:B:79:LYS:NZ	10	1.89
(1,33)	1:A:55:SER:H	2:B:79:LYS:O	10	1.89
(1,33)	1:A:55:SER:H	2:B:80:ILE:C	10	1.89
(1,33)	1:A:55:SER:H	2:B:80:ILE:CA	10	1.89
(1,33)	1:A:55:SER:H	2:B:80:ILE:CB	10	1.89
(1,33)	1:A:55:SER:H	2:B:80:ILE:CD1	10	1.89
(1,33)	1:A:55:SER:H	2:B:80:ILE:CG1	10	1.89
(1,33)	1:A:55:SER:H	2:B:80:ILE:CG2	10	1.89
(1,33)	1:A:55:SER:H	2:B:80:ILE:H	10	1.89
(1,33)	1:A:55:SER:H	2:B:80:ILE:HA	10	1.89
(1,33)	1:A:55:SER:H	2:B:80:ILE:HB	10	1.89
(1,33)	1:A:55:SER:H	2:B:80:ILE:HD11	10	1.89
(1,33)	1:A:55:SER:H	2:B:80:ILE:HD12	10	1.89
(1,33)	1:A:55:SER:H	2:B:80:ILE:HD13	10	1.89
(1,33)	1:A:55:SER:H	2:B:80:ILE:HG12	10	1.89
(1,33)	1:A:55:SER:H	2:B:80:ILE:HG13	10	1.89
(1,33)	1:A:55:SER:H	2:B:80:ILE:HG21	10	1.89
(1,33)	1:A:55:SER:H	2:B:80:ILE:HG22	10	1.89
(1,33)	1:A:55:SER:H	2:B:80:ILE:HG23	10	1.89
(1,33)	1:A:55:SER:H	2:B:80:ILE:N	10	1.89

*Continued on next page...*

*Continued from previous page...*

Key	Atom-1	Atom-2	Model ID	Violation (Å)
(1,33)	1:A:55:SER:H	2:B:80:ILE:O	10	1.89
(1,33)	1:A:55:SER:H	2:B:84:GLN:C	10	1.89
(1,33)	1:A:55:SER:H	2:B:84:GLN:CA	10	1.89
(1,33)	1:A:55:SER:H	2:B:84:GLN:CB	10	1.89
(1,33)	1:A:55:SER:H	2:B:84:GLN:CD	10	1.89
(1,33)	1:A:55:SER:H	2:B:84:GLN:CG	10	1.89
(1,33)	1:A:55:SER:H	2:B:84:GLN:H	10	1.89
(1,33)	1:A:55:SER:H	2:B:84:GLN:HA	10	1.89
(1,33)	1:A:55:SER:H	2:B:84:GLN:HB2	10	1.89
(1,33)	1:A:55:SER:H	2:B:84:GLN:HB3	10	1.89
(1,33)	1:A:55:SER:H	2:B:84:GLN:HE21	10	1.89
(1,33)	1:A:55:SER:H	2:B:84:GLN:HE22	10	1.89
(1,33)	1:A:55:SER:H	2:B:84:GLN:HG2	10	1.89
(1,33)	1:A:55:SER:H	2:B:84:GLN:HG3	10	1.89
(1,33)	1:A:55:SER:H	2:B:84:GLN:N	10	1.89
(1,33)	1:A:55:SER:H	2:B:84:GLN:NE2	10	1.89
(1,33)	1:A:55:SER:H	2:B:84:GLN:O	10	1.89
(1,33)	1:A:55:SER:H	2:B:84:GLN:OE1	10	1.89
(1,33)	1:A:55:SER:H	2:B:97:THR:C	10	1.89
(1,33)	1:A:55:SER:H	2:B:97:THR:CA	10	1.89
(1,33)	1:A:55:SER:H	2:B:97:THR:CB	10	1.89
(1,33)	1:A:55:SER:H	2:B:97:THR:CG2	10	1.89
(1,33)	1:A:55:SER:H	2:B:97:THR:H	10	1.89
(1,33)	1:A:55:SER:H	2:B:97:THR:HA	10	1.89
(1,33)	1:A:55:SER:H	2:B:97:THR:HB	10	1.89
(1,33)	1:A:55:SER:H	2:B:97:THR:HG1	10	1.89
(1,33)	1:A:55:SER:H	2:B:97:THR:HG21	10	1.89
(1,33)	1:A:55:SER:H	2:B:97:THR:HG22	10	1.89
(1,33)	1:A:55:SER:H	2:B:97:THR:HG23	10	1.89
(1,33)	1:A:55:SER:H	2:B:97:THR:N	10	1.89
(1,33)	1:A:55:SER:H	2:B:97:THR:O	10	1.89
(1,33)	1:A:55:SER:H	2:B:97:THR:OG1	10	1.89
(1,33)	1:A:55:SER:H	2:B:99:HIS:C	10	1.89
(1,33)	1:A:55:SER:H	2:B:99:HIS:CA	10	1.89
(1,33)	1:A:55:SER:H	2:B:99:HIS:CB	10	1.89
(1,33)	1:A:55:SER:H	2:B:99:HIS:CD2	10	1.89
(1,33)	1:A:55:SER:H	2:B:99:HIS:CE1	10	1.89
(1,33)	1:A:55:SER:H	2:B:99:HIS:CG	10	1.89
(1,33)	1:A:55:SER:H	2:B:99:HIS:H	10	1.89
(1,33)	1:A:55:SER:H	2:B:99:HIS:HA	10	1.89
(1,33)	1:A:55:SER:H	2:B:99:HIS:HB2	10	1.89
(1,33)	1:A:55:SER:H	2:B:99:HIS:HB3	10	1.89

*Continued on next page...*

*Continued from previous page...*

Key	Atom-1	Atom-2	Model ID	Violation (Å)
(1,33)	1:A:55:SER:H	2:B:99:HIS:HD1	10	1.89
(1,33)	1:A:55:SER:H	2:B:99:HIS:HD2	10	1.89
(1,33)	1:A:55:SER:H	2:B:99:HIS:HE1	10	1.89
(1,33)	1:A:55:SER:H	2:B:99:HIS:HE2	10	1.89
(1,33)	1:A:55:SER:H	2:B:99:HIS:N	10	1.89
(1,33)	1:A:55:SER:H	2:B:99:HIS:ND1	10	1.89
(1,33)	1:A:55:SER:H	2:B:99:HIS:NE2	10	1.89
(1,33)	1:A:55:SER:H	2:B:99:HIS:O	10	1.89
(1,33)	1:A:55:SER:H	2:B:101:VAL:C	10	1.89
(1,33)	1:A:55:SER:H	2:B:101:VAL:CA	10	1.89
(1,33)	1:A:55:SER:H	2:B:101:VAL:CB	10	1.89
(1,33)	1:A:55:SER:H	2:B:101:VAL:CG1	10	1.89
(1,33)	1:A:55:SER:H	2:B:101:VAL:CG2	10	1.89
(1,33)	1:A:55:SER:H	2:B:101:VAL:H	10	1.89
(1,33)	1:A:55:SER:H	2:B:101:VAL:HA	10	1.89
(1,33)	1:A:55:SER:H	2:B:101:VAL:HB	10	1.89
(1,33)	1:A:55:SER:H	2:B:101:VAL:HG11	10	1.89
(1,33)	1:A:55:SER:H	2:B:101:VAL:HG12	10	1.89
(1,33)	1:A:55:SER:H	2:B:101:VAL:HG13	10	1.89
(1,33)	1:A:55:SER:H	2:B:101:VAL:HG21	10	1.89
(1,33)	1:A:55:SER:H	2:B:101:VAL:HG22	10	1.89
(1,33)	1:A:55:SER:H	2:B:101:VAL:HG23	10	1.89
(1,33)	1:A:55:SER:H	2:B:101:VAL:N	10	1.89
(1,33)	1:A:55:SER:H	2:B:101:VAL:O	10	1.89
(1,33)	1:A:55:SER:HA	2:B:75:ILE:C	10	1.89
(1,33)	1:A:55:SER:HA	2:B:75:ILE:CA	10	1.89
(1,33)	1:A:55:SER:HA	2:B:75:ILE:CB	10	1.89
(1,33)	1:A:55:SER:HA	2:B:75:ILE:CD1	10	1.89
(1,33)	1:A:55:SER:HA	2:B:75:ILE:CG1	10	1.89
(1,33)	1:A:55:SER:HA	2:B:75:ILE:CG2	10	1.89
(1,33)	1:A:55:SER:HA	2:B:75:ILE:H	10	1.89
(1,33)	1:A:55:SER:HA	2:B:75:ILE:HA	10	1.89
(1,33)	1:A:55:SER:HA	2:B:75:ILE:HB	10	1.89
(1,33)	1:A:55:SER:HA	2:B:75:ILE:HD11	10	1.89
(1,33)	1:A:55:SER:HA	2:B:75:ILE:HD12	10	1.89
(1,33)	1:A:55:SER:HA	2:B:75:ILE:HD13	10	1.89
(1,33)	1:A:55:SER:HA	2:B:75:ILE:HG12	10	1.89
(1,33)	1:A:55:SER:HA	2:B:75:ILE:HG13	10	1.89
(1,33)	1:A:55:SER:HA	2:B:75:ILE:HG21	10	1.89
(1,33)	1:A:55:SER:HA	2:B:75:ILE:HG22	10	1.89
(1,33)	1:A:55:SER:HA	2:B:75:ILE:HG23	10	1.89
(1,33)	1:A:55:SER:HA	2:B:75:ILE:N	10	1.89

*Continued on next page...*

*Continued from previous page...*

Key	Atom-1	Atom-2	Model ID	Violation (Å)
(1,33)	1:A:55:SER:HA	2:B:75:ILE:O	10	1.89
(1,33)	1:A:55:SER:HA	2:B:77:ALA:C	10	1.89
(1,33)	1:A:55:SER:HA	2:B:77:ALA:CA	10	1.89
(1,33)	1:A:55:SER:HA	2:B:77:ALA:CB	10	1.89
(1,33)	1:A:55:SER:HA	2:B:77:ALA:H	10	1.89
(1,33)	1:A:55:SER:HA	2:B:77:ALA:HA	10	1.89
(1,33)	1:A:55:SER:HA	2:B:77:ALA:HB1	10	1.89
(1,33)	1:A:55:SER:HA	2:B:77:ALA:HB2	10	1.89
(1,33)	1:A:55:SER:HA	2:B:77:ALA:HB3	10	1.89
(1,33)	1:A:55:SER:HA	2:B:77:ALA:N	10	1.89
(1,33)	1:A:55:SER:HA	2:B:77:ALA:O	10	1.89
(1,33)	1:A:55:SER:HA	2:B:78:GLY:C	10	1.89
(1,33)	1:A:55:SER:HA	2:B:78:GLY:CA	10	1.89
(1,33)	1:A:55:SER:HA	2:B:78:GLY:H	10	1.89
(1,33)	1:A:55:SER:HA	2:B:78:GLY:HA2	10	1.89
(1,33)	1:A:55:SER:HA	2:B:78:GLY:HA3	10	1.89
(1,33)	1:A:55:SER:HA	2:B:78:GLY:N	10	1.89
(1,33)	1:A:55:SER:HA	2:B:78:GLY:O	10	1.89
(1,33)	1:A:55:SER:HA	2:B:79:LYS:C	10	1.89
(1,33)	1:A:55:SER:HA	2:B:79:LYS:CA	10	1.89
(1,33)	1:A:55:SER:HA	2:B:79:LYS:CB	10	1.89
(1,33)	1:A:55:SER:HA	2:B:79:LYS:CD	10	1.89
(1,33)	1:A:55:SER:HA	2:B:79:LYS:CE	10	1.89
(1,33)	1:A:55:SER:HA	2:B:79:LYS:CG	10	1.89
(1,33)	1:A:55:SER:HA	2:B:79:LYS:H	10	1.89
(1,33)	1:A:55:SER:HA	2:B:79:LYS:HA	10	1.89
(1,33)	1:A:55:SER:HA	2:B:79:LYS:HB2	10	1.89
(1,33)	1:A:55:SER:HA	2:B:79:LYS:HB3	10	1.89
(1,33)	1:A:55:SER:HA	2:B:79:LYS:HD2	10	1.89
(1,33)	1:A:55:SER:HA	2:B:79:LYS:HD3	10	1.89
(1,33)	1:A:55:SER:HA	2:B:79:LYS:HE2	10	1.89
(1,33)	1:A:55:SER:HA	2:B:79:LYS:HE3	10	1.89
(1,33)	1:A:55:SER:HA	2:B:79:LYS:HG2	10	1.89
(1,33)	1:A:55:SER:HA	2:B:79:LYS:HG3	10	1.89
(1,33)	1:A:55:SER:HA	2:B:79:LYS:HZ1	10	1.89
(1,33)	1:A:55:SER:HA	2:B:79:LYS:HZ2	10	1.89
(1,33)	1:A:55:SER:HA	2:B:79:LYS:HZ3	10	1.89
(1,33)	1:A:55:SER:HA	2:B:79:LYS:N	10	1.89
(1,33)	1:A:55:SER:HA	2:B:79:LYS:NZ	10	1.89
(1,33)	1:A:55:SER:HA	2:B:79:LYS:O	10	1.89
(1,33)	1:A:55:SER:HA	2:B:80:ILE:C	10	1.89
(1,33)	1:A:55:SER:HA	2:B:80:ILE:CA	10	1.89

*Continued on next page...*

*Continued from previous page...*

Key	Atom-1	Atom-2	Model ID	Violation (Å)
(1,33)	1:A:55:SER:HA	2:B:80:ILE:CB	10	1.89
(1,33)	1:A:55:SER:HA	2:B:80:ILE:CD1	10	1.89
(1,33)	1:A:55:SER:HA	2:B:80:ILE:CG1	10	1.89
(1,33)	1:A:55:SER:HA	2:B:80:ILE:CG2	10	1.89
(1,33)	1:A:55:SER:HA	2:B:80:ILE:H	10	1.89
(1,33)	1:A:55:SER:HA	2:B:80:ILE:HA	10	1.89
(1,33)	1:A:55:SER:HA	2:B:80:ILE:HB	10	1.89
(1,33)	1:A:55:SER:HA	2:B:80:ILE:HD11	10	1.89
(1,33)	1:A:55:SER:HA	2:B:80:ILE:HD12	10	1.89
(1,33)	1:A:55:SER:HA	2:B:80:ILE:HD13	10	1.89
(1,33)	1:A:55:SER:HA	2:B:80:ILE:HG12	10	1.89
(1,33)	1:A:55:SER:HA	2:B:80:ILE:HG13	10	1.89
(1,33)	1:A:55:SER:HA	2:B:80:ILE:HG21	10	1.89
(1,33)	1:A:55:SER:HA	2:B:80:ILE:HG22	10	1.89
(1,33)	1:A:55:SER:HA	2:B:80:ILE:HG23	10	1.89
(1,33)	1:A:55:SER:HA	2:B:80:ILE:N	10	1.89
(1,33)	1:A:55:SER:HA	2:B:80:ILE:O	10	1.89
(1,33)	1:A:55:SER:HA	2:B:84:GLN:C	10	1.89
(1,33)	1:A:55:SER:HA	2:B:84:GLN:CA	10	1.89
(1,33)	1:A:55:SER:HA	2:B:84:GLN:CB	10	1.89
(1,33)	1:A:55:SER:HA	2:B:84:GLN:CD	10	1.89
(1,33)	1:A:55:SER:HA	2:B:84:GLN:CG	10	1.89
(1,33)	1:A:55:SER:HA	2:B:84:GLN:H	10	1.89
(1,33)	1:A:55:SER:HA	2:B:84:GLN:HA	10	1.89
(1,33)	1:A:55:SER:HA	2:B:84:GLN:HB2	10	1.89
(1,33)	1:A:55:SER:HA	2:B:84:GLN:HB3	10	1.89
(1,33)	1:A:55:SER:HA	2:B:84:GLN:HE21	10	1.89
(1,33)	1:A:55:SER:HA	2:B:84:GLN:HE22	10	1.89
(1,33)	1:A:55:SER:HA	2:B:84:GLN:HG2	10	1.89
(1,33)	1:A:55:SER:HA	2:B:84:GLN:HG3	10	1.89
(1,33)	1:A:55:SER:HA	2:B:84:GLN:N	10	1.89
(1,33)	1:A:55:SER:HA	2:B:84:GLN:NE2	10	1.89
(1,33)	1:A:55:SER:HA	2:B:84:GLN:O	10	1.89
(1,33)	1:A:55:SER:HA	2:B:84:GLN:OE1	10	1.89
(1,33)	1:A:55:SER:HA	2:B:97:THR:C	10	1.89
(1,33)	1:A:55:SER:HA	2:B:97:THR:CA	10	1.89
(1,33)	1:A:55:SER:HA	2:B:97:THR:CB	10	1.89
(1,33)	1:A:55:SER:HA	2:B:97:THR:CG2	10	1.89
(1,33)	1:A:55:SER:HA	2:B:97:THR:H	10	1.89
(1,33)	1:A:55:SER:HA	2:B:97:THR:HA	10	1.89
(1,33)	1:A:55:SER:HA	2:B:97:THR:HB	10	1.89
(1,33)	1:A:55:SER:HA	2:B:97:THR:HG1	10	1.89

*Continued on next page...*

*Continued from previous page...*

Key	Atom-1	Atom-2	Model ID	Violation (Å)
(1,33)	1:A:55:SER:HA	2:B:97:THR:HG21	10	1.89
(1,33)	1:A:55:SER:HA	2:B:97:THR:HG22	10	1.89
(1,33)	1:A:55:SER:HA	2:B:97:THR:HG23	10	1.89
(1,33)	1:A:55:SER:HA	2:B:97:THR:N	10	1.89
(1,33)	1:A:55:SER:HA	2:B:97:THR:O	10	1.89
(1,33)	1:A:55:SER:HA	2:B:97:THR:OG1	10	1.89
(1,33)	1:A:55:SER:HA	2:B:99:HIS:C	10	1.89
(1,33)	1:A:55:SER:HA	2:B:99:HIS:CA	10	1.89
(1,33)	1:A:55:SER:HA	2:B:99:HIS:CB	10	1.89
(1,33)	1:A:55:SER:HA	2:B:99:HIS:CD2	10	1.89
(1,33)	1:A:55:SER:HA	2:B:99:HIS:CE1	10	1.89
(1,33)	1:A:55:SER:HA	2:B:99:HIS:CG	10	1.89
(1,33)	1:A:55:SER:HA	2:B:99:HIS:H	10	1.89
(1,33)	1:A:55:SER:HA	2:B:99:HIS:HA	10	1.89
(1,33)	1:A:55:SER:HA	2:B:99:HIS:HB2	10	1.89
(1,33)	1:A:55:SER:HA	2:B:99:HIS:HB3	10	1.89
(1,33)	1:A:55:SER:HA	2:B:99:HIS:HD1	10	1.89
(1,33)	1:A:55:SER:HA	2:B:99:HIS:HD2	10	1.89
(1,33)	1:A:55:SER:HA	2:B:99:HIS:HE1	10	1.89
(1,33)	1:A:55:SER:HA	2:B:99:HIS:HE2	10	1.89
(1,33)	1:A:55:SER:HA	2:B:99:HIS:N	10	1.89
(1,33)	1:A:55:SER:HA	2:B:99:HIS:ND1	10	1.89
(1,33)	1:A:55:SER:HA	2:B:99:HIS:NE2	10	1.89
(1,33)	1:A:55:SER:HA	2:B:99:HIS:O	10	1.89
(1,33)	1:A:55:SER:HA	2:B:101:VAL:C	10	1.89
(1,33)	1:A:55:SER:HA	2:B:101:VAL:CA	10	1.89
(1,33)	1:A:55:SER:HA	2:B:101:VAL:CB	10	1.89
(1,33)	1:A:55:SER:HA	2:B:101:VAL:CG1	10	1.89
(1,33)	1:A:55:SER:HA	2:B:101:VAL:CG2	10	1.89
(1,33)	1:A:55:SER:HA	2:B:101:VAL:H	10	1.89
(1,33)	1:A:55:SER:HA	2:B:101:VAL:HA	10	1.89
(1,33)	1:A:55:SER:HA	2:B:101:VAL:HB	10	1.89
(1,33)	1:A:55:SER:HA	2:B:101:VAL:HG11	10	1.89
(1,33)	1:A:55:SER:HA	2:B:101:VAL:HG12	10	1.89
(1,33)	1:A:55:SER:HA	2:B:101:VAL:HG13	10	1.89
(1,33)	1:A:55:SER:HA	2:B:101:VAL:HG21	10	1.89
(1,33)	1:A:55:SER:HA	2:B:101:VAL:HG22	10	1.89
(1,33)	1:A:55:SER:HA	2:B:101:VAL:HG23	10	1.89
(1,33)	1:A:55:SER:HA	2:B:101:VAL:N	10	1.89
(1,33)	1:A:55:SER:HA	2:B:101:VAL:O	10	1.89
(1,33)	1:A:55:SER:HB2	2:B:75:ILE:C	10	1.89
(1,33)	1:A:55:SER:HB2	2:B:75:ILE:CA	10	1.89

*Continued on next page...*

*Continued from previous page...*

Key	Atom-1	Atom-2	Model ID	Violation (Å)
(1,33)	1:A:55:SER:HB2	2:B:75:ILE:CB	10	1.89
(1,33)	1:A:55:SER:HB2	2:B:75:ILE:CD1	10	1.89
(1,33)	1:A:55:SER:HB2	2:B:75:ILE:CG1	10	1.89
(1,33)	1:A:55:SER:HB2	2:B:75:ILE:CG2	10	1.89
(1,33)	1:A:55:SER:HB2	2:B:75:ILE:H	10	1.89
(1,33)	1:A:55:SER:HB2	2:B:75:ILE:HA	10	1.89
(1,33)	1:A:55:SER:HB2	2:B:75:ILE:HB	10	1.89
(1,33)	1:A:55:SER:HB2	2:B:75:ILE:HD11	10	1.89
(1,33)	1:A:55:SER:HB2	2:B:75:ILE:HD12	10	1.89
(1,33)	1:A:55:SER:HB2	2:B:75:ILE:HD13	10	1.89
(1,33)	1:A:55:SER:HB2	2:B:75:ILE:HG12	10	1.89
(1,33)	1:A:55:SER:HB2	2:B:75:ILE:HG13	10	1.89
(1,33)	1:A:55:SER:HB2	2:B:75:ILE:HG21	10	1.89
(1,33)	1:A:55:SER:HB2	2:B:75:ILE:HG22	10	1.89
(1,33)	1:A:55:SER:HB2	2:B:75:ILE:HG23	10	1.89
(1,33)	1:A:55:SER:HB2	2:B:75:ILE:N	10	1.89
(1,33)	1:A:55:SER:HB2	2:B:75:ILE:O	10	1.89
(1,33)	1:A:55:SER:HB2	2:B:77:ALA:C	10	1.89
(1,33)	1:A:55:SER:HB2	2:B:77:ALA:CA	10	1.89
(1,33)	1:A:55:SER:HB2	2:B:77:ALA:CB	10	1.89
(1,33)	1:A:55:SER:HB2	2:B:77:ALA:H	10	1.89
(1,33)	1:A:55:SER:HB2	2:B:77:ALA:HA	10	1.89
(1,33)	1:A:55:SER:HB2	2:B:77:ALA:HB1	10	1.89
(1,33)	1:A:55:SER:HB2	2:B:77:ALA:HB2	10	1.89
(1,33)	1:A:55:SER:HB2	2:B:77:ALA:HB3	10	1.89
(1,33)	1:A:55:SER:HB2	2:B:77:ALA:N	10	1.89
(1,33)	1:A:55:SER:HB2	2:B:77:ALA:O	10	1.89
(1,33)	1:A:55:SER:HB2	2:B:78:GLY:C	10	1.89
(1,33)	1:A:55:SER:HB2	2:B:78:GLY:CA	10	1.89
(1,33)	1:A:55:SER:HB2	2:B:78:GLY:H	10	1.89
(1,33)	1:A:55:SER:HB2	2:B:78:GLY:HA2	10	1.89
(1,33)	1:A:55:SER:HB2	2:B:78:GLY:HA3	10	1.89
(1,33)	1:A:55:SER:HB2	2:B:78:GLY:N	10	1.89
(1,33)	1:A:55:SER:HB2	2:B:78:GLY:O	10	1.89
(1,33)	1:A:55:SER:HB2	2:B:79:LYS:C	10	1.89
(1,33)	1:A:55:SER:HB2	2:B:79:LYS:CA	10	1.89
(1,33)	1:A:55:SER:HB2	2:B:79:LYS:CB	10	1.89
(1,33)	1:A:55:SER:HB2	2:B:79:LYS:CD	10	1.89
(1,33)	1:A:55:SER:HB2	2:B:79:LYS:CE	10	1.89
(1,33)	1:A:55:SER:HB2	2:B:79:LYS:CG	10	1.89
(1,33)	1:A:55:SER:HB2	2:B:79:LYS:H	10	1.89
(1,33)	1:A:55:SER:HB2	2:B:79:LYS:HA	10	1.89

*Continued on next page...*



*Continued from previous page...*

Key	Atom-1	Atom-2	Model ID	Violation (Å)
(1,33)	1:A:55:SER:HB2	2:B:79:LYS:HB2	10	1.89
(1,33)	1:A:55:SER:HB2	2:B:79:LYS:HB3	10	1.89
(1,33)	1:A:55:SER:HB2	2:B:79:LYS:HD2	10	1.89
(1,33)	1:A:55:SER:HB2	2:B:79:LYS:HD3	10	1.89
(1,33)	1:A:55:SER:HB2	2:B:79:LYS:HE2	10	1.89
(1,33)	1:A:55:SER:HB2	2:B:79:LYS:HE3	10	1.89
(1,33)	1:A:55:SER:HB2	2:B:79:LYS:HG2	10	1.89
(1,33)	1:A:55:SER:HB2	2:B:79:LYS:HG3	10	1.89
(1,33)	1:A:55:SER:HB2	2:B:79:LYS:HZ1	10	1.89
(1,33)	1:A:55:SER:HB2	2:B:79:LYS:HZ2	10	1.89
(1,33)	1:A:55:SER:HB2	2:B:79:LYS:HZ3	10	1.89
(1,33)	1:A:55:SER:HB2	2:B:79:LYS:N	10	1.89
(1,33)	1:A:55:SER:HB2	2:B:79:LYS:NZ	10	1.89
(1,33)	1:A:55:SER:HB2	2:B:79:LYS:O	10	1.89
(1,33)	1:A:55:SER:HB2	2:B:80:ILE:C	10	1.89
(1,33)	1:A:55:SER:HB2	2:B:80:ILE:CA	10	1.89
(1,33)	1:A:55:SER:HB2	2:B:80:ILE:CB	10	1.89
(1,33)	1:A:55:SER:HB2	2:B:80:ILE:CD1	10	1.89
(1,33)	1:A:55:SER:HB2	2:B:80:ILE:CG1	10	1.89
(1,33)	1:A:55:SER:HB2	2:B:80:ILE:CG2	10	1.89
(1,33)	1:A:55:SER:HB2	2:B:80:ILE:H	10	1.89
(1,33)	1:A:55:SER:HB2	2:B:80:ILE:HA	10	1.89
(1,33)	1:A:55:SER:HB2	2:B:80:ILE:HB	10	1.89
(1,33)	1:A:55:SER:HB2	2:B:80:ILE:HD11	10	1.89
(1,33)	1:A:55:SER:HB2	2:B:80:ILE:HD12	10	1.89
(1,33)	1:A:55:SER:HB2	2:B:80:ILE:HD13	10	1.89
(1,33)	1:A:55:SER:HB2	2:B:80:ILE:HG12	10	1.89
(1,33)	1:A:55:SER:HB2	2:B:80:ILE:HG13	10	1.89
(1,33)	1:A:55:SER:HB2	2:B:80:ILE:HG21	10	1.89
(1,33)	1:A:55:SER:HB2	2:B:80:ILE:HG22	10	1.89
(1,33)	1:A:55:SER:HB2	2:B:80:ILE:HG23	10	1.89
(1,33)	1:A:55:SER:HB2	2:B:80:ILE:N	10	1.89
(1,33)	1:A:55:SER:HB2	2:B:80:ILE:O	10	1.89
(1,33)	1:A:55:SER:HB2	2:B:84:GLN:C	10	1.89
(1,33)	1:A:55:SER:HB2	2:B:84:GLN:CA	10	1.89
(1,33)	1:A:55:SER:HB2	2:B:84:GLN:CB	10	1.89
(1,33)	1:A:55:SER:HB2	2:B:84:GLN:CD	10	1.89
(1,33)	1:A:55:SER:HB2	2:B:84:GLN:CG	10	1.89
(1,33)	1:A:55:SER:HB2	2:B:84:GLN:H	10	1.89
(1,33)	1:A:55:SER:HB2	2:B:84:GLN:HA	10	1.89
(1,33)	1:A:55:SER:HB2	2:B:84:GLN:HB2	10	1.89
(1,33)	1:A:55:SER:HB2	2:B:84:GLN:HB3	10	1.89

*Continued on next page...*

*Continued from previous page...*

Key	Atom-1	Atom-2	Model ID	Violation (Å)
(1,33)	1:A:55:SER:HB2	2:B:84:GLN:HE21	10	1.89
(1,33)	1:A:55:SER:HB2	2:B:84:GLN:HE22	10	1.89
(1,33)	1:A:55:SER:HB2	2:B:84:GLN:HG2	10	1.89
(1,33)	1:A:55:SER:HB2	2:B:84:GLN:HG3	10	1.89
(1,33)	1:A:55:SER:HB2	2:B:84:GLN:N	10	1.89
(1,33)	1:A:55:SER:HB2	2:B:84:GLN:NE2	10	1.89
(1,33)	1:A:55:SER:HB2	2:B:84:GLN:O	10	1.89
(1,33)	1:A:55:SER:HB2	2:B:84:GLN:OE1	10	1.89
(1,33)	1:A:55:SER:HB2	2:B:97:THR:C	10	1.89
(1,33)	1:A:55:SER:HB2	2:B:97:THR:CA	10	1.89
(1,33)	1:A:55:SER:HB2	2:B:97:THR:CB	10	1.89
(1,33)	1:A:55:SER:HB2	2:B:97:THR:CG2	10	1.89
(1,33)	1:A:55:SER:HB2	2:B:97:THR:H	10	1.89
(1,33)	1:A:55:SER:HB2	2:B:97:THR:HA	10	1.89
(1,33)	1:A:55:SER:HB2	2:B:97:THR:HB	10	1.89
(1,33)	1:A:55:SER:HB2	2:B:97:THR:HG1	10	1.89
(1,33)	1:A:55:SER:HB2	2:B:97:THR:HG21	10	1.89
(1,33)	1:A:55:SER:HB2	2:B:97:THR:HG22	10	1.89
(1,33)	1:A:55:SER:HB2	2:B:97:THR:HG23	10	1.89
(1,33)	1:A:55:SER:HB2	2:B:97:THR:N	10	1.89
(1,33)	1:A:55:SER:HB2	2:B:97:THR:O	10	1.89
(1,33)	1:A:55:SER:HB2	2:B:97:THR:OG1	10	1.89
(1,33)	1:A:55:SER:HB2	2:B:99:HIS:C	10	1.89
(1,33)	1:A:55:SER:HB2	2:B:99:HIS:CA	10	1.89
(1,33)	1:A:55:SER:HB2	2:B:99:HIS:CB	10	1.89
(1,33)	1:A:55:SER:HB2	2:B:99:HIS:CD2	10	1.89
(1,33)	1:A:55:SER:HB2	2:B:99:HIS:CE1	10	1.89
(1,33)	1:A:55:SER:HB2	2:B:99:HIS:CG	10	1.89
(1,33)	1:A:55:SER:HB2	2:B:99:HIS:H	10	1.89
(1,33)	1:A:55:SER:HB2	2:B:99:HIS:HA	10	1.89
(1,33)	1:A:55:SER:HB2	2:B:99:HIS:HB2	10	1.89
(1,33)	1:A:55:SER:HB2	2:B:99:HIS:HB3	10	1.89
(1,33)	1:A:55:SER:HB2	2:B:99:HIS:HD1	10	1.89
(1,33)	1:A:55:SER:HB2	2:B:99:HIS:HD2	10	1.89
(1,33)	1:A:55:SER:HB2	2:B:99:HIS:HE1	10	1.89
(1,33)	1:A:55:SER:HB2	2:B:99:HIS:HE2	10	1.89
(1,33)	1:A:55:SER:HB2	2:B:99:HIS:N	10	1.89
(1,33)	1:A:55:SER:HB2	2:B:99:HIS:ND1	10	1.89
(1,33)	1:A:55:SER:HB2	2:B:99:HIS:NE2	10	1.89
(1,33)	1:A:55:SER:HB2	2:B:99:HIS:O	10	1.89
(1,33)	1:A:55:SER:HB2	2:B:101:VAL:C	10	1.89
(1,33)	1:A:55:SER:HB2	2:B:101:VAL:CA	10	1.89

*Continued on next page...*

*Continued from previous page...*

Key	Atom-1	Atom-2	Model ID	Violation (Å)
(1,33)	1:A:55:SER:HB2	2:B:101:VAL:CB	10	1.89
(1,33)	1:A:55:SER:HB2	2:B:101:VAL:CG1	10	1.89
(1,33)	1:A:55:SER:HB2	2:B:101:VAL:CG2	10	1.89
(1,33)	1:A:55:SER:HB2	2:B:101:VAL:H	10	1.89
(1,33)	1:A:55:SER:HB2	2:B:101:VAL:HA	10	1.89
(1,33)	1:A:55:SER:HB2	2:B:101:VAL:HB	10	1.89
(1,33)	1:A:55:SER:HB2	2:B:101:VAL:HG11	10	1.89
(1,33)	1:A:55:SER:HB2	2:B:101:VAL:HG12	10	1.89
(1,33)	1:A:55:SER:HB2	2:B:101:VAL:HG13	10	1.89
(1,33)	1:A:55:SER:HB2	2:B:101:VAL:HG21	10	1.89
(1,33)	1:A:55:SER:HB2	2:B:101:VAL:HG22	10	1.89
(1,33)	1:A:55:SER:HB2	2:B:101:VAL:HG23	10	1.89
(1,33)	1:A:55:SER:HB2	2:B:101:VAL:N	10	1.89
(1,33)	1:A:55:SER:HB2	2:B:101:VAL:O	10	1.89
(1,33)	1:A:55:SER:HB3	2:B:75:ILE:C	10	1.89
(1,33)	1:A:55:SER:HB3	2:B:75:ILE:CA	10	1.89
(1,33)	1:A:55:SER:HB3	2:B:75:ILE:CB	10	1.89
(1,33)	1:A:55:SER:HB3	2:B:75:ILE:CD1	10	1.89
(1,33)	1:A:55:SER:HB3	2:B:75:ILE:CG1	10	1.89
(1,33)	1:A:55:SER:HB3	2:B:75:ILE:CG2	10	1.89
(1,33)	1:A:55:SER:HB3	2:B:75:ILE:H	10	1.89
(1,33)	1:A:55:SER:HB3	2:B:75:ILE:HA	10	1.89
(1,33)	1:A:55:SER:HB3	2:B:75:ILE:HB	10	1.89
(1,33)	1:A:55:SER:HB3	2:B:75:ILE:HD11	10	1.89
(1,33)	1:A:55:SER:HB3	2:B:75:ILE:HD12	10	1.89
(1,33)	1:A:55:SER:HB3	2:B:75:ILE:HD13	10	1.89
(1,33)	1:A:55:SER:HB3	2:B:75:ILE:HG12	10	1.89
(1,33)	1:A:55:SER:HB3	2:B:75:ILE:HG13	10	1.89
(1,33)	1:A:55:SER:HB3	2:B:75:ILE:HG21	10	1.89
(1,33)	1:A:55:SER:HB3	2:B:75:ILE:HG22	10	1.89
(1,33)	1:A:55:SER:HB3	2:B:75:ILE:HG23	10	1.89
(1,33)	1:A:55:SER:HB3	2:B:75:ILE:N	10	1.89
(1,33)	1:A:55:SER:HB3	2:B:75:ILE:O	10	1.89
(1,33)	1:A:55:SER:HB3	2:B:77:ALA:C	10	1.89
(1,33)	1:A:55:SER:HB3	2:B:77:ALA:CA	10	1.89
(1,33)	1:A:55:SER:HB3	2:B:77:ALA:CB	10	1.89
(1,33)	1:A:55:SER:HB3	2:B:77:ALA:H	10	1.89
(1,33)	1:A:55:SER:HB3	2:B:77:ALA:HA	10	1.89
(1,33)	1:A:55:SER:HB3	2:B:77:ALA:HB1	10	1.89
(1,33)	1:A:55:SER:HB3	2:B:77:ALA:HB2	10	1.89
(1,33)	1:A:55:SER:HB3	2:B:77:ALA:HB3	10	1.89
(1,33)	1:A:55:SER:HB3	2:B:77:ALA:N	10	1.89

*Continued on next page...*

*Continued from previous page...*

Key	Atom-1	Atom-2	Model ID	Violation (Å)
(1,33)	1:A:55:SER:HB3	2:B:77:ALA:O	10	1.89
(1,33)	1:A:55:SER:HB3	2:B:78:GLY:C	10	1.89
(1,33)	1:A:55:SER:HB3	2:B:78:GLY:CA	10	1.89
(1,33)	1:A:55:SER:HB3	2:B:78:GLY:H	10	1.89
(1,33)	1:A:55:SER:HB3	2:B:78:GLY:HA2	10	1.89
(1,33)	1:A:55:SER:HB3	2:B:78:GLY:HA3	10	1.89
(1,33)	1:A:55:SER:HB3	2:B:78:GLY:N	10	1.89
(1,33)	1:A:55:SER:HB3	2:B:78:GLY:O	10	1.89
(1,33)	1:A:55:SER:HB3	2:B:79:LYS:C	10	1.89
(1,33)	1:A:55:SER:HB3	2:B:79:LYS:CA	10	1.89
(1,33)	1:A:55:SER:HB3	2:B:79:LYS:CB	10	1.89
(1,33)	1:A:55:SER:HB3	2:B:79:LYS:CD	10	1.89
(1,33)	1:A:55:SER:HB3	2:B:79:LYS:CE	10	1.89
(1,33)	1:A:55:SER:HB3	2:B:79:LYS:CG	10	1.89
(1,33)	1:A:55:SER:HB3	2:B:79:LYS:H	10	1.89
(1,33)	1:A:55:SER:HB3	2:B:79:LYS:HA	10	1.89
(1,33)	1:A:55:SER:HB3	2:B:79:LYS:HB2	10	1.89
(1,33)	1:A:55:SER:HB3	2:B:79:LYS:HB3	10	1.89
(1,33)	1:A:55:SER:HB3	2:B:79:LYS:HD2	10	1.89
(1,33)	1:A:55:SER:HB3	2:B:79:LYS:HD3	10	1.89
(1,33)	1:A:55:SER:HB3	2:B:79:LYS:HE2	10	1.89
(1,33)	1:A:55:SER:HB3	2:B:79:LYS:HE3	10	1.89
(1,33)	1:A:55:SER:HB3	2:B:79:LYS:HG2	10	1.89
(1,33)	1:A:55:SER:HB3	2:B:79:LYS:HG3	10	1.89
(1,33)	1:A:55:SER:HB3	2:B:79:LYS:HZ1	10	1.89
(1,33)	1:A:55:SER:HB3	2:B:79:LYS:HZ2	10	1.89
(1,33)	1:A:55:SER:HB3	2:B:79:LYS:HZ3	10	1.89
(1,33)	1:A:55:SER:HB3	2:B:79:LYS:N	10	1.89
(1,33)	1:A:55:SER:HB3	2:B:79:LYS:NZ	10	1.89
(1,33)	1:A:55:SER:HB3	2:B:79:LYS:O	10	1.89
(1,33)	1:A:55:SER:HB3	2:B:80:ILE:C	10	1.89
(1,33)	1:A:55:SER:HB3	2:B:80:ILE:CA	10	1.89
(1,33)	1:A:55:SER:HB3	2:B:80:ILE:CB	10	1.89
(1,33)	1:A:55:SER:HB3	2:B:80:ILE:CD1	10	1.89
(1,33)	1:A:55:SER:HB3	2:B:80:ILE:CG1	10	1.89
(1,33)	1:A:55:SER:HB3	2:B:80:ILE:CG2	10	1.89
(1,33)	1:A:55:SER:HB3	2:B:80:ILE:H	10	1.89
(1,33)	1:A:55:SER:HB3	2:B:80:ILE:HA	10	1.89
(1,33)	1:A:55:SER:HB3	2:B:80:ILE:HB	10	1.89
(1,33)	1:A:55:SER:HB3	2:B:80:ILE:HD11	10	1.89
(1,33)	1:A:55:SER:HB3	2:B:80:ILE:HD12	10	1.89
(1,33)	1:A:55:SER:HB3	2:B:80:ILE:HD13	10	1.89

*Continued on next page...*

*Continued from previous page...*

Key	Atom-1	Atom-2	Model ID	Violation (Å)
(1,33)	1:A:55:SER:HB3	2:B:80:ILE:HG12	10	1.89
(1,33)	1:A:55:SER:HB3	2:B:80:ILE:HG13	10	1.89
(1,33)	1:A:55:SER:HB3	2:B:80:ILE:HG21	10	1.89
(1,33)	1:A:55:SER:HB3	2:B:80:ILE:HG22	10	1.89
(1,33)	1:A:55:SER:HB3	2:B:80:ILE:HG23	10	1.89
(1,33)	1:A:55:SER:HB3	2:B:80:ILE:N	10	1.89
(1,33)	1:A:55:SER:HB3	2:B:80:ILE:O	10	1.89
(1,33)	1:A:55:SER:HB3	2:B:84:GLN:C	10	1.89
(1,33)	1:A:55:SER:HB3	2:B:84:GLN:CA	10	1.89
(1,33)	1:A:55:SER:HB3	2:B:84:GLN:CB	10	1.89
(1,33)	1:A:55:SER:HB3	2:B:84:GLN:CD	10	1.89
(1,33)	1:A:55:SER:HB3	2:B:84:GLN:CG	10	1.89
(1,33)	1:A:55:SER:HB3	2:B:84:GLN:H	10	1.89
(1,33)	1:A:55:SER:HB3	2:B:84:GLN:HA	10	1.89
(1,33)	1:A:55:SER:HB3	2:B:84:GLN:HB2	10	1.89
(1,33)	1:A:55:SER:HB3	2:B:84:GLN:HB3	10	1.89
(1,33)	1:A:55:SER:HB3	2:B:84:GLN:HE21	10	1.89
(1,33)	1:A:55:SER:HB3	2:B:84:GLN:HE22	10	1.89
(1,33)	1:A:55:SER:HB3	2:B:84:GLN:HG2	10	1.89
(1,33)	1:A:55:SER:HB3	2:B:84:GLN:HG3	10	1.89
(1,33)	1:A:55:SER:HB3	2:B:84:GLN:N	10	1.89
(1,33)	1:A:55:SER:HB3	2:B:84:GLN:NE2	10	1.89
(1,33)	1:A:55:SER:HB3	2:B:84:GLN:O	10	1.89
(1,33)	1:A:55:SER:HB3	2:B:84:GLN:OE1	10	1.89
(1,33)	1:A:55:SER:HB3	2:B:97:THR:C	10	1.89
(1,33)	1:A:55:SER:HB3	2:B:97:THR:CA	10	1.89
(1,33)	1:A:55:SER:HB3	2:B:97:THR:CB	10	1.89
(1,33)	1:A:55:SER:HB3	2:B:97:THR:CG2	10	1.89
(1,33)	1:A:55:SER:HB3	2:B:97:THR:H	10	1.89
(1,33)	1:A:55:SER:HB3	2:B:97:THR:HA	10	1.89
(1,33)	1:A:55:SER:HB3	2:B:97:THR:HB	10	1.89
(1,33)	1:A:55:SER:HB3	2:B:97:THR:HG1	10	1.89
(1,33)	1:A:55:SER:HB3	2:B:97:THR:HG21	10	1.89
(1,33)	1:A:55:SER:HB3	2:B:97:THR:HG22	10	1.89
(1,33)	1:A:55:SER:HB3	2:B:97:THR:HG23	10	1.89
(1,33)	1:A:55:SER:HB3	2:B:97:THR:N	10	1.89
(1,33)	1:A:55:SER:HB3	2:B:97:THR:O	10	1.89
(1,33)	1:A:55:SER:HB3	2:B:97:THR:OG1	10	1.89
(1,33)	1:A:55:SER:HB3	2:B:99:HIS:C	10	1.89
(1,33)	1:A:55:SER:HB3	2:B:99:HIS:CA	10	1.89
(1,33)	1:A:55:SER:HB3	2:B:99:HIS:CB	10	1.89
(1,33)	1:A:55:SER:HB3	2:B:99:HIS:CD2	10	1.89

*Continued on next page...*

*Continued from previous page...*

Key	Atom-1	Atom-2	Model ID	Violation (Å)
(1,33)	1:A:55:SER:HB3	2:B:99:HIS:CE1	10	1.89
(1,33)	1:A:55:SER:HB3	2:B:99:HIS:CG	10	1.89
(1,33)	1:A:55:SER:HB3	2:B:99:HIS:H	10	1.89
(1,33)	1:A:55:SER:HB3	2:B:99:HIS:HA	10	1.89
(1,33)	1:A:55:SER:HB3	2:B:99:HIS:HB2	10	1.89
(1,33)	1:A:55:SER:HB3	2:B:99:HIS:HB3	10	1.89
(1,33)	1:A:55:SER:HB3	2:B:99:HIS:HD1	10	1.89
(1,33)	1:A:55:SER:HB3	2:B:99:HIS:HD2	10	1.89
(1,33)	1:A:55:SER:HB3	2:B:99:HIS:HE1	10	1.89
(1,33)	1:A:55:SER:HB3	2:B:99:HIS:HE2	10	1.89
(1,33)	1:A:55:SER:HB3	2:B:99:HIS:N	10	1.89
(1,33)	1:A:55:SER:HB3	2:B:99:HIS:ND1	10	1.89
(1,33)	1:A:55:SER:HB3	2:B:99:HIS:NE2	10	1.89
(1,33)	1:A:55:SER:HB3	2:B:99:HIS:O	10	1.89
(1,33)	1:A:55:SER:HB3	2:B:101:VAL:C	10	1.89
(1,33)	1:A:55:SER:HB3	2:B:101:VAL:CA	10	1.89
(1,33)	1:A:55:SER:HB3	2:B:101:VAL:CB	10	1.89
(1,33)	1:A:55:SER:HB3	2:B:101:VAL:CG1	10	1.89
(1,33)	1:A:55:SER:HB3	2:B:101:VAL:CG2	10	1.89
(1,33)	1:A:55:SER:HB3	2:B:101:VAL:H	10	1.89
(1,33)	1:A:55:SER:HB3	2:B:101:VAL:HA	10	1.89
(1,33)	1:A:55:SER:HB3	2:B:101:VAL:HB	10	1.89
(1,33)	1:A:55:SER:HB3	2:B:101:VAL:HG11	10	1.89
(1,33)	1:A:55:SER:HB3	2:B:101:VAL:HG12	10	1.89
(1,33)	1:A:55:SER:HB3	2:B:101:VAL:HG13	10	1.89
(1,33)	1:A:55:SER:HB3	2:B:101:VAL:HG21	10	1.89
(1,33)	1:A:55:SER:HB3	2:B:101:VAL:HG22	10	1.89
(1,33)	1:A:55:SER:HB3	2:B:101:VAL:HG23	10	1.89
(1,33)	1:A:55:SER:HB3	2:B:101:VAL:N	10	1.89
(1,33)	1:A:55:SER:HB3	2:B:101:VAL:O	10	1.89
(1,33)	1:A:55:SER:HG	2:B:75:ILE:C	10	1.89
(1,33)	1:A:55:SER:HG	2:B:75:ILE:CA	10	1.89
(1,33)	1:A:55:SER:HG	2:B:75:ILE:CB	10	1.89
(1,33)	1:A:55:SER:HG	2:B:75:ILE:CD1	10	1.89
(1,33)	1:A:55:SER:HG	2:B:75:ILE:CG1	10	1.89
(1,33)	1:A:55:SER:HG	2:B:75:ILE:CG2	10	1.89
(1,33)	1:A:55:SER:HG	2:B:75:ILE:H	10	1.89
(1,33)	1:A:55:SER:HG	2:B:75:ILE:HA	10	1.89
(1,33)	1:A:55:SER:HG	2:B:75:ILE:HB	10	1.89
(1,33)	1:A:55:SER:HG	2:B:75:ILE:HD11	10	1.89
(1,33)	1:A:55:SER:HG	2:B:75:ILE:HD12	10	1.89
(1,33)	1:A:55:SER:HG	2:B:75:ILE:HD13	10	1.89

*Continued on next page...*

*Continued from previous page...*

Key	Atom-1	Atom-2	Model ID	Violation (Å)
(1,33)	1:A:55:SER:HG	2:B:75:ILE:HG12	10	1.89
(1,33)	1:A:55:SER:HG	2:B:75:ILE:HG13	10	1.89
(1,33)	1:A:55:SER:HG	2:B:75:ILE:HG21	10	1.89
(1,33)	1:A:55:SER:HG	2:B:75:ILE:HG22	10	1.89
(1,33)	1:A:55:SER:HG	2:B:75:ILE:HG23	10	1.89
(1,33)	1:A:55:SER:HG	2:B:75:ILE:N	10	1.89
(1,33)	1:A:55:SER:HG	2:B:75:ILE:O	10	1.89
(1,33)	1:A:55:SER:HG	2:B:77:ALA:C	10	1.89
(1,33)	1:A:55:SER:HG	2:B:77:ALA:CA	10	1.89
(1,33)	1:A:55:SER:HG	2:B:77:ALA:CB	10	1.89
(1,33)	1:A:55:SER:HG	2:B:77:ALA:H	10	1.89
(1,33)	1:A:55:SER:HG	2:B:77:ALA:HA	10	1.89
(1,33)	1:A:55:SER:HG	2:B:77:ALA:HB1	10	1.89
(1,33)	1:A:55:SER:HG	2:B:77:ALA:HB2	10	1.89
(1,33)	1:A:55:SER:HG	2:B:77:ALA:HB3	10	1.89
(1,33)	1:A:55:SER:HG	2:B:77:ALA:N	10	1.89
(1,33)	1:A:55:SER:HG	2:B:77:ALA:O	10	1.89
(1,33)	1:A:55:SER:HG	2:B:78:GLY:C	10	1.89
(1,33)	1:A:55:SER:HG	2:B:78:GLY:CA	10	1.89
(1,33)	1:A:55:SER:HG	2:B:78:GLY:H	10	1.89
(1,33)	1:A:55:SER:HG	2:B:78:GLY:HA2	10	1.89
(1,33)	1:A:55:SER:HG	2:B:78:GLY:HA3	10	1.89
(1,33)	1:A:55:SER:HG	2:B:78:GLY:N	10	1.89
(1,33)	1:A:55:SER:HG	2:B:78:GLY:O	10	1.89
(1,33)	1:A:55:SER:HG	2:B:79:LYS:C	10	1.89
(1,33)	1:A:55:SER:HG	2:B:79:LYS:CA	10	1.89
(1,33)	1:A:55:SER:HG	2:B:79:LYS:CB	10	1.89
(1,33)	1:A:55:SER:HG	2:B:79:LYS:CD	10	1.89
(1,33)	1:A:55:SER:HG	2:B:79:LYS:CE	10	1.89
(1,33)	1:A:55:SER:HG	2:B:79:LYS:CG	10	1.89
(1,33)	1:A:55:SER:HG	2:B:79:LYS:H	10	1.89
(1,33)	1:A:55:SER:HG	2:B:79:LYS:HA	10	1.89
(1,33)	1:A:55:SER:HG	2:B:79:LYS:HB2	10	1.89
(1,33)	1:A:55:SER:HG	2:B:79:LYS:HB3	10	1.89
(1,33)	1:A:55:SER:HG	2:B:79:LYS:HD2	10	1.89
(1,33)	1:A:55:SER:HG	2:B:79:LYS:HD3	10	1.89
(1,33)	1:A:55:SER:HG	2:B:79:LYS:HE2	10	1.89
(1,33)	1:A:55:SER:HG	2:B:79:LYS:HE3	10	1.89
(1,33)	1:A:55:SER:HG	2:B:79:LYS:HG2	10	1.89
(1,33)	1:A:55:SER:HG	2:B:79:LYS:HG3	10	1.89
(1,33)	1:A:55:SER:HG	2:B:79:LYS:HZ1	10	1.89
(1,33)	1:A:55:SER:HG	2:B:79:LYS:HZ2	10	1.89

*Continued on next page...*

*Continued from previous page...*

Key	Atom-1	Atom-2	Model ID	Violation (Å)
(1,33)	1:A:55:SER:HG	2:B:79:LYS:HZ3	10	1.89
(1,33)	1:A:55:SER:HG	2:B:79:LYS:N	10	1.89
(1,33)	1:A:55:SER:HG	2:B:79:LYS:NZ	10	1.89
(1,33)	1:A:55:SER:HG	2:B:79:LYS:O	10	1.89
(1,33)	1:A:55:SER:HG	2:B:80:ILE:C	10	1.89
(1,33)	1:A:55:SER:HG	2:B:80:ILE:CA	10	1.89
(1,33)	1:A:55:SER:HG	2:B:80:ILE:CB	10	1.89
(1,33)	1:A:55:SER:HG	2:B:80:ILE:CD1	10	1.89
(1,33)	1:A:55:SER:HG	2:B:80:ILE:CG1	10	1.89
(1,33)	1:A:55:SER:HG	2:B:80:ILE:CG2	10	1.89
(1,33)	1:A:55:SER:HG	2:B:80:ILE:H	10	1.89
(1,33)	1:A:55:SER:HG	2:B:80:ILE:HA	10	1.89
(1,33)	1:A:55:SER:HG	2:B:80:ILE:HB	10	1.89
(1,33)	1:A:55:SER:HG	2:B:80:ILE:HD11	10	1.89
(1,33)	1:A:55:SER:HG	2:B:80:ILE:HD12	10	1.89
(1,33)	1:A:55:SER:HG	2:B:80:ILE:HD13	10	1.89
(1,33)	1:A:55:SER:HG	2:B:80:ILE:HG12	10	1.89
(1,33)	1:A:55:SER:HG	2:B:80:ILE:HG13	10	1.89
(1,33)	1:A:55:SER:HG	2:B:80:ILE:HG21	10	1.89
(1,33)	1:A:55:SER:HG	2:B:80:ILE:HG22	10	1.89
(1,33)	1:A:55:SER:HG	2:B:80:ILE:HG23	10	1.89
(1,33)	1:A:55:SER:HG	2:B:80:ILE:N	10	1.89
(1,33)	1:A:55:SER:HG	2:B:80:ILE:O	10	1.89
(1,33)	1:A:55:SER:HG	2:B:84:GLN:C	10	1.89
(1,33)	1:A:55:SER:HG	2:B:84:GLN:CA	10	1.89
(1,33)	1:A:55:SER:HG	2:B:84:GLN:CB	10	1.89
(1,33)	1:A:55:SER:HG	2:B:84:GLN:CD	10	1.89
(1,33)	1:A:55:SER:HG	2:B:84:GLN:CG	10	1.89
(1,33)	1:A:55:SER:HG	2:B:84:GLN:H	10	1.89
(1,33)	1:A:55:SER:HG	2:B:84:GLN:HA	10	1.89
(1,33)	1:A:55:SER:HG	2:B:84:GLN:HB2	10	1.89
(1,33)	1:A:55:SER:HG	2:B:84:GLN:HB3	10	1.89
(1,33)	1:A:55:SER:HG	2:B:84:GLN:HE21	10	1.89
(1,33)	1:A:55:SER:HG	2:B:84:GLN:HE22	10	1.89
(1,33)	1:A:55:SER:HG	2:B:84:GLN:HG2	10	1.89
(1,33)	1:A:55:SER:HG	2:B:84:GLN:HG3	10	1.89
(1,33)	1:A:55:SER:HG	2:B:84:GLN:N	10	1.89
(1,33)	1:A:55:SER:HG	2:B:84:GLN:NE2	10	1.89
(1,33)	1:A:55:SER:HG	2:B:84:GLN:O	10	1.89
(1,33)	1:A:55:SER:HG	2:B:84:GLN:OE1	10	1.89
(1,33)	1:A:55:SER:HG	2:B:97:THR:C	10	1.89
(1,33)	1:A:55:SER:HG	2:B:97:THR:CA	10	1.89

*Continued on next page...*



*Continued from previous page...*

Key	Atom-1	Atom-2	Model ID	Violation (Å)
(1,33)	1:A:55:SER:HG	2:B:97:THR:CB	10	1.89
(1,33)	1:A:55:SER:HG	2:B:97:THR:CG2	10	1.89
(1,33)	1:A:55:SER:HG	2:B:97:THR:H	10	1.89
(1,33)	1:A:55:SER:HG	2:B:97:THR:HA	10	1.89
(1,33)	1:A:55:SER:HG	2:B:97:THR:HB	10	1.89
(1,33)	1:A:55:SER:HG	2:B:97:THR:HG1	10	1.89
(1,33)	1:A:55:SER:HG	2:B:97:THR:HG21	10	1.89
(1,33)	1:A:55:SER:HG	2:B:97:THR:HG22	10	1.89
(1,33)	1:A:55:SER:HG	2:B:97:THR:HG23	10	1.89
(1,33)	1:A:55:SER:HG	2:B:97:THR:N	10	1.89
(1,33)	1:A:55:SER:HG	2:B:97:THR:O	10	1.89
(1,33)	1:A:55:SER:HG	2:B:97:THR:OG1	10	1.89
(1,33)	1:A:55:SER:HG	2:B:99:HIS:C	10	1.89
(1,33)	1:A:55:SER:HG	2:B:99:HIS:CA	10	1.89
(1,33)	1:A:55:SER:HG	2:B:99:HIS:CB	10	1.89
(1,33)	1:A:55:SER:HG	2:B:99:HIS:CD2	10	1.89
(1,33)	1:A:55:SER:HG	2:B:99:HIS:CE1	10	1.89
(1,33)	1:A:55:SER:HG	2:B:99:HIS:CG	10	1.89
(1,33)	1:A:55:SER:HG	2:B:99:HIS:H	10	1.89
(1,33)	1:A:55:SER:HG	2:B:99:HIS:HA	10	1.89
(1,33)	1:A:55:SER:HG	2:B:99:HIS:HB2	10	1.89
(1,33)	1:A:55:SER:HG	2:B:99:HIS:HB3	10	1.89
(1,33)	1:A:55:SER:HG	2:B:99:HIS:HD1	10	1.89
(1,33)	1:A:55:SER:HG	2:B:99:HIS:HD2	10	1.89
(1,33)	1:A:55:SER:HG	2:B:99:HIS:HE1	10	1.89
(1,33)	1:A:55:SER:HG	2:B:99:HIS:HE2	10	1.89
(1,33)	1:A:55:SER:HG	2:B:99:HIS:N	10	1.89
(1,33)	1:A:55:SER:HG	2:B:99:HIS:ND1	10	1.89
(1,33)	1:A:55:SER:HG	2:B:99:HIS:NE2	10	1.89
(1,33)	1:A:55:SER:HG	2:B:99:HIS:O	10	1.89
(1,33)	1:A:55:SER:HG	2:B:101:VAL:C	10	1.89
(1,33)	1:A:55:SER:HG	2:B:101:VAL:CA	10	1.89
(1,33)	1:A:55:SER:HG	2:B:101:VAL:CB	10	1.89
(1,33)	1:A:55:SER:HG	2:B:101:VAL:CG1	10	1.89
(1,33)	1:A:55:SER:HG	2:B:101:VAL:CG2	10	1.89
(1,33)	1:A:55:SER:HG	2:B:101:VAL:H	10	1.89
(1,33)	1:A:55:SER:HG	2:B:101:VAL:HA	10	1.89
(1,33)	1:A:55:SER:HG	2:B:101:VAL:HB	10	1.89
(1,33)	1:A:55:SER:HG	2:B:101:VAL:HG11	10	1.89
(1,33)	1:A:55:SER:HG	2:B:101:VAL:HG12	10	1.89
(1,33)	1:A:55:SER:HG	2:B:101:VAL:HG13	10	1.89
(1,33)	1:A:55:SER:HG	2:B:101:VAL:HG21	10	1.89

*Continued on next page...*

*Continued from previous page...*

Key	Atom-1	Atom-2	Model ID	Violation (Å)
(1,33)	1:A:55:SER:HG	2:B:101:VAL:HG22	10	1.89
(1,33)	1:A:55:SER:HG	2:B:101:VAL:HG23	10	1.89
(1,33)	1:A:55:SER:HG	2:B:101:VAL:N	10	1.89
(1,33)	1:A:55:SER:HG	2:B:101:VAL:O	10	1.89
(1,33)	1:A:55:SER:N	2:B:75:ILE:C	10	1.89
(1,33)	1:A:55:SER:N	2:B:75:ILE:CA	10	1.89
(1,33)	1:A:55:SER:N	2:B:75:ILE:CB	10	1.89
(1,33)	1:A:55:SER:N	2:B:75:ILE:CD1	10	1.89
(1,33)	1:A:55:SER:N	2:B:75:ILE:CG1	10	1.89
(1,33)	1:A:55:SER:N	2:B:75:ILE:CG2	10	1.89
(1,33)	1:A:55:SER:N	2:B:75:ILE:H	10	1.89
(1,33)	1:A:55:SER:N	2:B:75:ILE:HA	10	1.89
(1,33)	1:A:55:SER:N	2:B:75:ILE:HB	10	1.89
(1,33)	1:A:55:SER:N	2:B:75:ILE:HD11	10	1.89
(1,33)	1:A:55:SER:N	2:B:75:ILE:HD12	10	1.89
(1,33)	1:A:55:SER:N	2:B:75:ILE:HD13	10	1.89
(1,33)	1:A:55:SER:N	2:B:75:ILE:HG12	10	1.89
(1,33)	1:A:55:SER:N	2:B:75:ILE:HG13	10	1.89
(1,33)	1:A:55:SER:N	2:B:75:ILE:HG21	10	1.89
(1,33)	1:A:55:SER:N	2:B:75:ILE:HG22	10	1.89
(1,33)	1:A:55:SER:N	2:B:75:ILE:HG23	10	1.89
(1,33)	1:A:55:SER:N	2:B:75:ILE:N	10	1.89
(1,33)	1:A:55:SER:N	2:B:75:ILE:O	10	1.89
(1,33)	1:A:55:SER:N	2:B:77:ALA:C	10	1.89
(1,33)	1:A:55:SER:N	2:B:77:ALA:CA	10	1.89
(1,33)	1:A:55:SER:N	2:B:77:ALA:CB	10	1.89
(1,33)	1:A:55:SER:N	2:B:77:ALA:H	10	1.89
(1,33)	1:A:55:SER:N	2:B:77:ALA:HA	10	1.89
(1,33)	1:A:55:SER:N	2:B:77:ALA:HB1	10	1.89
(1,33)	1:A:55:SER:N	2:B:77:ALA:HB2	10	1.89
(1,33)	1:A:55:SER:N	2:B:77:ALA:HB3	10	1.89
(1,33)	1:A:55:SER:N	2:B:77:ALA:N	10	1.89
(1,33)	1:A:55:SER:N	2:B:77:ALA:O	10	1.89
(1,33)	1:A:55:SER:N	2:B:78:GLY:C	10	1.89
(1,33)	1:A:55:SER:N	2:B:78:GLY:CA	10	1.89
(1,33)	1:A:55:SER:N	2:B:78:GLY:H	10	1.89
(1,33)	1:A:55:SER:N	2:B:78:GLY:HA2	10	1.89
(1,33)	1:A:55:SER:N	2:B:78:GLY:HA3	10	1.89
(1,33)	1:A:55:SER:N	2:B:78:GLY:N	10	1.89
(1,33)	1:A:55:SER:N	2:B:78:GLY:O	10	1.89
(1,33)	1:A:55:SER:N	2:B:79:LYS:C	10	1.89
(1,33)	1:A:55:SER:N	2:B:79:LYS:CA	10	1.89

*Continued on next page...*

*Continued from previous page...*

Key	Atom-1	Atom-2	Model ID	Violation (Å)
(1,33)	1:A:55:SER:N	2:B:79:LYS:CB	10	1.89
(1,33)	1:A:55:SER:N	2:B:79:LYS:CD	10	1.89
(1,33)	1:A:55:SER:N	2:B:79:LYS:CE	10	1.89
(1,33)	1:A:55:SER:N	2:B:79:LYS:CG	10	1.89
(1,33)	1:A:55:SER:N	2:B:79:LYS:H	10	1.89
(1,33)	1:A:55:SER:N	2:B:79:LYS:HA	10	1.89
(1,33)	1:A:55:SER:N	2:B:79:LYS:HB2	10	1.89
(1,33)	1:A:55:SER:N	2:B:79:LYS:HB3	10	1.89
(1,33)	1:A:55:SER:N	2:B:79:LYS:HD2	10	1.89
(1,33)	1:A:55:SER:N	2:B:79:LYS:HD3	10	1.89
(1,33)	1:A:55:SER:N	2:B:79:LYS:HE2	10	1.89
(1,33)	1:A:55:SER:N	2:B:79:LYS:HE3	10	1.89
(1,33)	1:A:55:SER:N	2:B:79:LYS:HG2	10	1.89
(1,33)	1:A:55:SER:N	2:B:79:LYS:HG3	10	1.89
(1,33)	1:A:55:SER:N	2:B:79:LYS:HZ1	10	1.89
(1,33)	1:A:55:SER:N	2:B:79:LYS:HZ2	10	1.89
(1,33)	1:A:55:SER:N	2:B:79:LYS:HZ3	10	1.89
(1,33)	1:A:55:SER:N	2:B:79:LYS:N	10	1.89
(1,33)	1:A:55:SER:N	2:B:79:LYS:NZ	10	1.89
(1,33)	1:A:55:SER:N	2:B:79:LYS:O	10	1.89
(1,33)	1:A:55:SER:N	2:B:80:ILE:C	10	1.89
(1,33)	1:A:55:SER:N	2:B:80:ILE:CA	10	1.89
(1,33)	1:A:55:SER:N	2:B:80:ILE:CB	10	1.89
(1,33)	1:A:55:SER:N	2:B:80:ILE:CD1	10	1.89
(1,33)	1:A:55:SER:N	2:B:80:ILE:CG1	10	1.89
(1,33)	1:A:55:SER:N	2:B:80:ILE:CG2	10	1.89
(1,33)	1:A:55:SER:N	2:B:80:ILE:H	10	1.89
(1,33)	1:A:55:SER:N	2:B:80:ILE:HA	10	1.89
(1,33)	1:A:55:SER:N	2:B:80:ILE:HB	10	1.89
(1,33)	1:A:55:SER:N	2:B:80:ILE:HD11	10	1.89
(1,33)	1:A:55:SER:N	2:B:80:ILE:HD12	10	1.89
(1,33)	1:A:55:SER:N	2:B:80:ILE:HD13	10	1.89
(1,33)	1:A:55:SER:N	2:B:80:ILE:HG12	10	1.89
(1,33)	1:A:55:SER:N	2:B:80:ILE:HG13	10	1.89
(1,33)	1:A:55:SER:N	2:B:80:ILE:HG21	10	1.89
(1,33)	1:A:55:SER:N	2:B:80:ILE:HG22	10	1.89
(1,33)	1:A:55:SER:N	2:B:80:ILE:HG23	10	1.89
(1,33)	1:A:55:SER:N	2:B:80:ILE:N	10	1.89
(1,33)	1:A:55:SER:N	2:B:80:ILE:O	10	1.89
(1,33)	1:A:55:SER:N	2:B:84:GLN:C	10	1.89
(1,33)	1:A:55:SER:N	2:B:84:GLN:CA	10	1.89
(1,33)	1:A:55:SER:N	2:B:84:GLN:CB	10	1.89

*Continued on next page...*

*Continued from previous page...*

Key	Atom-1	Atom-2	Model ID	Violation (Å)
(1,33)	1:A:55:SER:N	2:B:84:GLN:CD	10	1.89
(1,33)	1:A:55:SER:N	2:B:84:GLN:CG	10	1.89
(1,33)	1:A:55:SER:N	2:B:84:GLN:H	10	1.89
(1,33)	1:A:55:SER:N	2:B:84:GLN:HA	10	1.89
(1,33)	1:A:55:SER:N	2:B:84:GLN:HB2	10	1.89
(1,33)	1:A:55:SER:N	2:B:84:GLN:HB3	10	1.89
(1,33)	1:A:55:SER:N	2:B:84:GLN:HE21	10	1.89
(1,33)	1:A:55:SER:N	2:B:84:GLN:HE22	10	1.89
(1,33)	1:A:55:SER:N	2:B:84:GLN:HG2	10	1.89
(1,33)	1:A:55:SER:N	2:B:84:GLN:HG3	10	1.89
(1,33)	1:A:55:SER:N	2:B:84:GLN:N	10	1.89
(1,33)	1:A:55:SER:N	2:B:84:GLN:NE2	10	1.89
(1,33)	1:A:55:SER:N	2:B:84:GLN:O	10	1.89
(1,33)	1:A:55:SER:N	2:B:84:GLN:OE1	10	1.89
(1,33)	1:A:55:SER:N	2:B:97:THR:C	10	1.89
(1,33)	1:A:55:SER:N	2:B:97:THR:CA	10	1.89
(1,33)	1:A:55:SER:N	2:B:97:THR:CB	10	1.89
(1,33)	1:A:55:SER:N	2:B:97:THR:CG2	10	1.89
(1,33)	1:A:55:SER:N	2:B:97:THR:H	10	1.89
(1,33)	1:A:55:SER:N	2:B:97:THR:HA	10	1.89
(1,33)	1:A:55:SER:N	2:B:97:THR:HB	10	1.89
(1,33)	1:A:55:SER:N	2:B:97:THR:HG1	10	1.89
(1,33)	1:A:55:SER:N	2:B:97:THR:HG21	10	1.89
(1,33)	1:A:55:SER:N	2:B:97:THR:HG22	10	1.89
(1,33)	1:A:55:SER:N	2:B:97:THR:HG23	10	1.89
(1,33)	1:A:55:SER:N	2:B:97:THR:N	10	1.89
(1,33)	1:A:55:SER:N	2:B:97:THR:O	10	1.89
(1,33)	1:A:55:SER:N	2:B:97:THR:OG1	10	1.89
(1,33)	1:A:55:SER:N	2:B:99:HIS:C	10	1.89
(1,33)	1:A:55:SER:N	2:B:99:HIS:CA	10	1.89
(1,33)	1:A:55:SER:N	2:B:99:HIS:CB	10	1.89
(1,33)	1:A:55:SER:N	2:B:99:HIS:CD2	10	1.89
(1,33)	1:A:55:SER:N	2:B:99:HIS:CE1	10	1.89
(1,33)	1:A:55:SER:N	2:B:99:HIS:CG	10	1.89
(1,33)	1:A:55:SER:N	2:B:99:HIS:H	10	1.89
(1,33)	1:A:55:SER:N	2:B:99:HIS:HA	10	1.89
(1,33)	1:A:55:SER:N	2:B:99:HIS:HB2	10	1.89
(1,33)	1:A:55:SER:N	2:B:99:HIS:HB3	10	1.89
(1,33)	1:A:55:SER:N	2:B:99:HIS:HD1	10	1.89
(1,33)	1:A:55:SER:N	2:B:99:HIS:HD2	10	1.89
(1,33)	1:A:55:SER:N	2:B:99:HIS:HE1	10	1.89
(1,33)	1:A:55:SER:N	2:B:99:HIS:HE2	10	1.89

*Continued on next page...*

*Continued from previous page...*

Key	Atom-1	Atom-2	Model ID	Violation (Å)
(1,33)	1:A:55:SER:N	2:B:99:HIS:N	10	1.89
(1,33)	1:A:55:SER:N	2:B:99:HIS:ND1	10	1.89
(1,33)	1:A:55:SER:N	2:B:99:HIS:NE2	10	1.89
(1,33)	1:A:55:SER:N	2:B:99:HIS:O	10	1.89
(1,33)	1:A:55:SER:N	2:B:101:VAL:C	10	1.89
(1,33)	1:A:55:SER:N	2:B:101:VAL:CA	10	1.89
(1,33)	1:A:55:SER:N	2:B:101:VAL:CB	10	1.89
(1,33)	1:A:55:SER:N	2:B:101:VAL:CG1	10	1.89
(1,33)	1:A:55:SER:N	2:B:101:VAL:CG2	10	1.89
(1,33)	1:A:55:SER:N	2:B:101:VAL:H	10	1.89
(1,33)	1:A:55:SER:N	2:B:101:VAL:HA	10	1.89
(1,33)	1:A:55:SER:N	2:B:101:VAL:HB	10	1.89
(1,33)	1:A:55:SER:N	2:B:101:VAL:HG11	10	1.89
(1,33)	1:A:55:SER:N	2:B:101:VAL:HG12	10	1.89
(1,33)	1:A:55:SER:N	2:B:101:VAL:HG13	10	1.89
(1,33)	1:A:55:SER:N	2:B:101:VAL:HG21	10	1.89
(1,33)	1:A:55:SER:N	2:B:101:VAL:HG22	10	1.89
(1,33)	1:A:55:SER:N	2:B:101:VAL:HG23	10	1.89
(1,33)	1:A:55:SER:N	2:B:101:VAL:N	10	1.89
(1,33)	1:A:55:SER:N	2:B:101:VAL:O	10	1.89
(1,33)	1:A:55:SER:O	2:B:75:ILE:C	10	1.89
(1,33)	1:A:55:SER:O	2:B:75:ILE:CA	10	1.89
(1,33)	1:A:55:SER:O	2:B:75:ILE:CB	10	1.89
(1,33)	1:A:55:SER:O	2:B:75:ILE:CD1	10	1.89
(1,33)	1:A:55:SER:O	2:B:75:ILE:CG1	10	1.89
(1,33)	1:A:55:SER:O	2:B:75:ILE:CG2	10	1.89
(1,33)	1:A:55:SER:O	2:B:75:ILE:H	10	1.89
(1,33)	1:A:55:SER:O	2:B:75:ILE:HA	10	1.89
(1,33)	1:A:55:SER:O	2:B:75:ILE:HB	10	1.89
(1,33)	1:A:55:SER:O	2:B:75:ILE:HD11	10	1.89
(1,33)	1:A:55:SER:O	2:B:75:ILE:HD12	10	1.89
(1,33)	1:A:55:SER:O	2:B:75:ILE:HD13	10	1.89
(1,33)	1:A:55:SER:O	2:B:75:ILE:HG12	10	1.89
(1,33)	1:A:55:SER:O	2:B:75:ILE:HG13	10	1.89
(1,33)	1:A:55:SER:O	2:B:75:ILE:HG21	10	1.89
(1,33)	1:A:55:SER:O	2:B:75:ILE:HG22	10	1.89
(1,33)	1:A:55:SER:O	2:B:75:ILE:HG23	10	1.89
(1,33)	1:A:55:SER:O	2:B:75:ILE:N	10	1.89
(1,33)	1:A:55:SER:O	2:B:75:ILE:O	10	1.89
(1,33)	1:A:55:SER:O	2:B:77:ALA:C	10	1.89
(1,33)	1:A:55:SER:O	2:B:77:ALA:CA	10	1.89
(1,33)	1:A:55:SER:O	2:B:77:ALA:CB	10	1.89

*Continued on next page...*

*Continued from previous page...*

Key	Atom-1	Atom-2	Model ID	Violation (Å)
(1,33)	1:A:55:SER:O	2:B:77:ALA:H	10	1.89
(1,33)	1:A:55:SER:O	2:B:77:ALA:HA	10	1.89
(1,33)	1:A:55:SER:O	2:B:77:ALA:HB1	10	1.89
(1,33)	1:A:55:SER:O	2:B:77:ALA:HB2	10	1.89
(1,33)	1:A:55:SER:O	2:B:77:ALA:HB3	10	1.89
(1,33)	1:A:55:SER:O	2:B:77:ALA:N	10	1.89
(1,33)	1:A:55:SER:O	2:B:77:ALA:O	10	1.89
(1,33)	1:A:55:SER:O	2:B:78:GLY:C	10	1.89
(1,33)	1:A:55:SER:O	2:B:78:GLY:CA	10	1.89
(1,33)	1:A:55:SER:O	2:B:78:GLY:H	10	1.89
(1,33)	1:A:55:SER:O	2:B:78:GLY:HA2	10	1.89
(1,33)	1:A:55:SER:O	2:B:78:GLY:HA3	10	1.89
(1,33)	1:A:55:SER:O	2:B:78:GLY:N	10	1.89
(1,33)	1:A:55:SER:O	2:B:78:GLY:O	10	1.89
(1,33)	1:A:55:SER:O	2:B:79:LYS:C	10	1.89
(1,33)	1:A:55:SER:O	2:B:79:LYS:CA	10	1.89
(1,33)	1:A:55:SER:O	2:B:79:LYS:CB	10	1.89
(1,33)	1:A:55:SER:O	2:B:79:LYS:CD	10	1.89
(1,33)	1:A:55:SER:O	2:B:79:LYS:CE	10	1.89
(1,33)	1:A:55:SER:O	2:B:79:LYS:CG	10	1.89
(1,33)	1:A:55:SER:O	2:B:79:LYS:H	10	1.89
(1,33)	1:A:55:SER:O	2:B:79:LYS:HA	10	1.89
(1,33)	1:A:55:SER:O	2:B:79:LYS:HB2	10	1.89
(1,33)	1:A:55:SER:O	2:B:79:LYS:HB3	10	1.89
(1,33)	1:A:55:SER:O	2:B:79:LYS:HD2	10	1.89
(1,33)	1:A:55:SER:O	2:B:79:LYS:HD3	10	1.89
(1,33)	1:A:55:SER:O	2:B:79:LYS:HE2	10	1.89
(1,33)	1:A:55:SER:O	2:B:79:LYS:HE3	10	1.89
(1,33)	1:A:55:SER:O	2:B:79:LYS:HG2	10	1.89
(1,33)	1:A:55:SER:O	2:B:79:LYS:HG3	10	1.89
(1,33)	1:A:55:SER:O	2:B:79:LYS:HZ1	10	1.89
(1,33)	1:A:55:SER:O	2:B:79:LYS:HZ2	10	1.89
(1,33)	1:A:55:SER:O	2:B:79:LYS:HZ3	10	1.89
(1,33)	1:A:55:SER:O	2:B:79:LYS:N	10	1.89
(1,33)	1:A:55:SER:O	2:B:79:LYS:NZ	10	1.89
(1,33)	1:A:55:SER:O	2:B:79:LYS:O	10	1.89
(1,33)	1:A:55:SER:O	2:B:80:ILE:C	10	1.89
(1,33)	1:A:55:SER:O	2:B:80:ILE:CA	10	1.89
(1,33)	1:A:55:SER:O	2:B:80:ILE:CB	10	1.89
(1,33)	1:A:55:SER:O	2:B:80:ILE:CD1	10	1.89
(1,33)	1:A:55:SER:O	2:B:80:ILE:CG1	10	1.89
(1,33)	1:A:55:SER:O	2:B:80:ILE:CG2	10	1.89

*Continued on next page...*

*Continued from previous page...*

Key	Atom-1	Atom-2	Model ID	Violation (Å)
(1,33)	1:A:55:SER:O	2:B:80:ILE:H	10	1.89
(1,33)	1:A:55:SER:O	2:B:80:ILE:HA	10	1.89
(1,33)	1:A:55:SER:O	2:B:80:ILE:HB	10	1.89
(1,33)	1:A:55:SER:O	2:B:80:ILE:HD11	10	1.89
(1,33)	1:A:55:SER:O	2:B:80:ILE:HD12	10	1.89
(1,33)	1:A:55:SER:O	2:B:80:ILE:HD13	10	1.89
(1,33)	1:A:55:SER:O	2:B:80:ILE:HG12	10	1.89
(1,33)	1:A:55:SER:O	2:B:80:ILE:HG13	10	1.89
(1,33)	1:A:55:SER:O	2:B:80:ILE:HG21	10	1.89
(1,33)	1:A:55:SER:O	2:B:80:ILE:HG22	10	1.89
(1,33)	1:A:55:SER:O	2:B:80:ILE:HG23	10	1.89
(1,33)	1:A:55:SER:O	2:B:80:ILE:N	10	1.89
(1,33)	1:A:55:SER:O	2:B:80:ILE:O	10	1.89
(1,33)	1:A:55:SER:O	2:B:84:GLN:C	10	1.89
(1,33)	1:A:55:SER:O	2:B:84:GLN:CA	10	1.89
(1,33)	1:A:55:SER:O	2:B:84:GLN:CB	10	1.89
(1,33)	1:A:55:SER:O	2:B:84:GLN:CD	10	1.89
(1,33)	1:A:55:SER:O	2:B:84:GLN:CG	10	1.89
(1,33)	1:A:55:SER:O	2:B:84:GLN:H	10	1.89
(1,33)	1:A:55:SER:O	2:B:84:GLN:HA	10	1.89
(1,33)	1:A:55:SER:O	2:B:84:GLN:HB2	10	1.89
(1,33)	1:A:55:SER:O	2:B:84:GLN:HB3	10	1.89
(1,33)	1:A:55:SER:O	2:B:84:GLN:HE21	10	1.89
(1,33)	1:A:55:SER:O	2:B:84:GLN:HE22	10	1.89
(1,33)	1:A:55:SER:O	2:B:84:GLN:HG2	10	1.89
(1,33)	1:A:55:SER:O	2:B:84:GLN:HG3	10	1.89
(1,33)	1:A:55:SER:O	2:B:84:GLN:N	10	1.89
(1,33)	1:A:55:SER:O	2:B:84:GLN:NE2	10	1.89
(1,33)	1:A:55:SER:O	2:B:84:GLN:O	10	1.89
(1,33)	1:A:55:SER:O	2:B:84:GLN:OE1	10	1.89
(1,33)	1:A:55:SER:O	2:B:97:THR:C	10	1.89
(1,33)	1:A:55:SER:O	2:B:97:THR:CA	10	1.89
(1,33)	1:A:55:SER:O	2:B:97:THR:CB	10	1.89
(1,33)	1:A:55:SER:O	2:B:97:THR:CG2	10	1.89
(1,33)	1:A:55:SER:O	2:B:97:THR:H	10	1.89
(1,33)	1:A:55:SER:O	2:B:97:THR:HA	10	1.89
(1,33)	1:A:55:SER:O	2:B:97:THR:HB	10	1.89
(1,33)	1:A:55:SER:O	2:B:97:THR:HG1	10	1.89
(1,33)	1:A:55:SER:O	2:B:97:THR:HG21	10	1.89
(1,33)	1:A:55:SER:O	2:B:97:THR:HG22	10	1.89
(1,33)	1:A:55:SER:O	2:B:97:THR:HG23	10	1.89
(1,33)	1:A:55:SER:O	2:B:97:THR:N	10	1.89

*Continued on next page...*

*Continued from previous page...*

Key	Atom-1	Atom-2	Model ID	Violation (Å)
(1,33)	1:A:55:SER:O	2:B:97:THR:O	10	1.89
(1,33)	1:A:55:SER:O	2:B:97:THR:OG1	10	1.89
(1,33)	1:A:55:SER:O	2:B:99:HIS:C	10	1.89
(1,33)	1:A:55:SER:O	2:B:99:HIS:CA	10	1.89
(1,33)	1:A:55:SER:O	2:B:99:HIS:CB	10	1.89
(1,33)	1:A:55:SER:O	2:B:99:HIS:CD2	10	1.89
(1,33)	1:A:55:SER:O	2:B:99:HIS:CE1	10	1.89
(1,33)	1:A:55:SER:O	2:B:99:HIS:CG	10	1.89
(1,33)	1:A:55:SER:O	2:B:99:HIS:H	10	1.89
(1,33)	1:A:55:SER:O	2:B:99:HIS:HA	10	1.89
(1,33)	1:A:55:SER:O	2:B:99:HIS:HB2	10	1.89
(1,33)	1:A:55:SER:O	2:B:99:HIS:HB3	10	1.89
(1,33)	1:A:55:SER:O	2:B:99:HIS:HD1	10	1.89
(1,33)	1:A:55:SER:O	2:B:99:HIS:HD2	10	1.89
(1,33)	1:A:55:SER:O	2:B:99:HIS:HE1	10	1.89
(1,33)	1:A:55:SER:O	2:B:99:HIS:HE2	10	1.89
(1,33)	1:A:55:SER:O	2:B:99:HIS:N	10	1.89
(1,33)	1:A:55:SER:O	2:B:99:HIS:ND1	10	1.89
(1,33)	1:A:55:SER:O	2:B:99:HIS:NE2	10	1.89
(1,33)	1:A:55:SER:O	2:B:99:HIS:O	10	1.89
(1,33)	1:A:55:SER:O	2:B:101:VAL:C	10	1.89
(1,33)	1:A:55:SER:O	2:B:101:VAL:CA	10	1.89
(1,33)	1:A:55:SER:O	2:B:101:VAL:CB	10	1.89
(1,33)	1:A:55:SER:O	2:B:101:VAL:CG1	10	1.89
(1,33)	1:A:55:SER:O	2:B:101:VAL:CG2	10	1.89
(1,33)	1:A:55:SER:O	2:B:101:VAL:H	10	1.89
(1,33)	1:A:55:SER:O	2:B:101:VAL:HA	10	1.89
(1,33)	1:A:55:SER:O	2:B:101:VAL:HB	10	1.89
(1,33)	1:A:55:SER:O	2:B:101:VAL:HG11	10	1.89
(1,33)	1:A:55:SER:O	2:B:101:VAL:HG12	10	1.89
(1,33)	1:A:55:SER:O	2:B:101:VAL:HG13	10	1.89
(1,33)	1:A:55:SER:O	2:B:101:VAL:HG21	10	1.89
(1,33)	1:A:55:SER:O	2:B:101:VAL:HG22	10	1.89
(1,33)	1:A:55:SER:O	2:B:101:VAL:HG23	10	1.89
(1,33)	1:A:55:SER:O	2:B:101:VAL:N	10	1.89
(1,33)	1:A:55:SER:O	2:B:101:VAL:O	10	1.89
(1,33)	1:A:55:SER:OG	2:B:75:ILE:C	10	1.89
(1,33)	1:A:55:SER:OG	2:B:75:ILE:CA	10	1.89
(1,33)	1:A:55:SER:OG	2:B:75:ILE:CB	10	1.89
(1,33)	1:A:55:SER:OG	2:B:75:ILE:CD1	10	1.89
(1,33)	1:A:55:SER:OG	2:B:75:ILE:CG1	10	1.89
(1,33)	1:A:55:SER:OG	2:B:75:ILE:CG2	10	1.89

*Continued on next page...*



*Continued from previous page...*

Key	Atom-1	Atom-2	Model ID	Violation (Å)
(1,33)	1:A:55:SER:OG	2:B:75:ILE:H	10	1.89
(1,33)	1:A:55:SER:OG	2:B:75:ILE:HA	10	1.89
(1,33)	1:A:55:SER:OG	2:B:75:ILE:HB	10	1.89
(1,33)	1:A:55:SER:OG	2:B:75:ILE:HD11	10	1.89
(1,33)	1:A:55:SER:OG	2:B:75:ILE:HD12	10	1.89
(1,33)	1:A:55:SER:OG	2:B:75:ILE:HD13	10	1.89
(1,33)	1:A:55:SER:OG	2:B:75:ILE:HG12	10	1.89
(1,33)	1:A:55:SER:OG	2:B:75:ILE:HG13	10	1.89
(1,33)	1:A:55:SER:OG	2:B:75:ILE:HG21	10	1.89
(1,33)	1:A:55:SER:OG	2:B:75:ILE:HG22	10	1.89
(1,33)	1:A:55:SER:OG	2:B:75:ILE:HG23	10	1.89
(1,33)	1:A:55:SER:OG	2:B:75:ILE:N	10	1.89
(1,33)	1:A:55:SER:OG	2:B:75:ILE:O	10	1.89
(1,33)	1:A:55:SER:OG	2:B:77:ALA:C	10	1.89
(1,33)	1:A:55:SER:OG	2:B:77:ALA:CA	10	1.89
(1,33)	1:A:55:SER:OG	2:B:77:ALA:CB	10	1.89
(1,33)	1:A:55:SER:OG	2:B:77:ALA:H	10	1.89
(1,33)	1:A:55:SER:OG	2:B:77:ALA:HA	10	1.89
(1,33)	1:A:55:SER:OG	2:B:77:ALA:HB1	10	1.89
(1,33)	1:A:55:SER:OG	2:B:77:ALA:HB2	10	1.89
(1,33)	1:A:55:SER:OG	2:B:77:ALA:HB3	10	1.89
(1,33)	1:A:55:SER:OG	2:B:77:ALA:N	10	1.89
(1,33)	1:A:55:SER:OG	2:B:77:ALA:O	10	1.89
(1,33)	1:A:55:SER:OG	2:B:78:GLY:C	10	1.89
(1,33)	1:A:55:SER:OG	2:B:78:GLY:CA	10	1.89
(1,33)	1:A:55:SER:OG	2:B:78:GLY:H	10	1.89
(1,33)	1:A:55:SER:OG	2:B:78:GLY:HA2	10	1.89
(1,33)	1:A:55:SER:OG	2:B:78:GLY:HA3	10	1.89
(1,33)	1:A:55:SER:OG	2:B:78:GLY:N	10	1.89
(1,33)	1:A:55:SER:OG	2:B:78:GLY:O	10	1.89
(1,33)	1:A:55:SER:OG	2:B:79:LYS:C	10	1.89
(1,33)	1:A:55:SER:OG	2:B:79:LYS:CA	10	1.89
(1,33)	1:A:55:SER:OG	2:B:79:LYS:CB	10	1.89
(1,33)	1:A:55:SER:OG	2:B:79:LYS:CD	10	1.89
(1,33)	1:A:55:SER:OG	2:B:79:LYS:CE	10	1.89
(1,33)	1:A:55:SER:OG	2:B:79:LYS:CG	10	1.89
(1,33)	1:A:55:SER:OG	2:B:79:LYS:H	10	1.89
(1,33)	1:A:55:SER:OG	2:B:79:LYS:HA	10	1.89
(1,33)	1:A:55:SER:OG	2:B:79:LYS:HB2	10	1.89
(1,33)	1:A:55:SER:OG	2:B:79:LYS:HB3	10	1.89
(1,33)	1:A:55:SER:OG	2:B:79:LYS:HD2	10	1.89
(1,33)	1:A:55:SER:OG	2:B:79:LYS:HD3	10	1.89

*Continued on next page...*

*Continued from previous page...*

Key	Atom-1	Atom-2	Model ID	Violation (Å)
(1,33)	1:A:55:SER:OG	2:B:79:LYS:HE2	10	1.89
(1,33)	1:A:55:SER:OG	2:B:79:LYS:HE3	10	1.89
(1,33)	1:A:55:SER:OG	2:B:79:LYS:HG2	10	1.89
(1,33)	1:A:55:SER:OG	2:B:79:LYS:HG3	10	1.89
(1,33)	1:A:55:SER:OG	2:B:79:LYS:HZ1	10	1.89
(1,33)	1:A:55:SER:OG	2:B:79:LYS:HZ2	10	1.89
(1,33)	1:A:55:SER:OG	2:B:79:LYS:HZ3	10	1.89
(1,33)	1:A:55:SER:OG	2:B:79:LYS:N	10	1.89
(1,33)	1:A:55:SER:OG	2:B:79:LYS:NZ	10	1.89
(1,33)	1:A:55:SER:OG	2:B:79:LYS:O	10	1.89
(1,33)	1:A:55:SER:OG	2:B:80:ILE:C	10	1.89
(1,33)	1:A:55:SER:OG	2:B:80:ILE:CA	10	1.89
(1,33)	1:A:55:SER:OG	2:B:80:ILE:CB	10	1.89
(1,33)	1:A:55:SER:OG	2:B:80:ILE:CD1	10	1.89
(1,33)	1:A:55:SER:OG	2:B:80:ILE:CG1	10	1.89
(1,33)	1:A:55:SER:OG	2:B:80:ILE:CG2	10	1.89
(1,33)	1:A:55:SER:OG	2:B:80:ILE:H	10	1.89
(1,33)	1:A:55:SER:OG	2:B:80:ILE:HA	10	1.89
(1,33)	1:A:55:SER:OG	2:B:80:ILE:HB	10	1.89
(1,33)	1:A:55:SER:OG	2:B:80:ILE:HD11	10	1.89
(1,33)	1:A:55:SER:OG	2:B:80:ILE:HD12	10	1.89
(1,33)	1:A:55:SER:OG	2:B:80:ILE:HD13	10	1.89
(1,33)	1:A:55:SER:OG	2:B:80:ILE:HG12	10	1.89
(1,33)	1:A:55:SER:OG	2:B:80:ILE:HG13	10	1.89
(1,33)	1:A:55:SER:OG	2:B:80:ILE:HG21	10	1.89
(1,33)	1:A:55:SER:OG	2:B:80:ILE:HG22	10	1.89
(1,33)	1:A:55:SER:OG	2:B:80:ILE:HG23	10	1.89
(1,33)	1:A:55:SER:OG	2:B:80:ILE:N	10	1.89
(1,33)	1:A:55:SER:OG	2:B:80:ILE:O	10	1.89
(1,33)	1:A:55:SER:OG	2:B:84:GLN:C	10	1.89
(1,33)	1:A:55:SER:OG	2:B:84:GLN:CA	10	1.89
(1,33)	1:A:55:SER:OG	2:B:84:GLN:CB	10	1.89
(1,33)	1:A:55:SER:OG	2:B:84:GLN:CD	10	1.89
(1,33)	1:A:55:SER:OG	2:B:84:GLN:CG	10	1.89
(1,33)	1:A:55:SER:OG	2:B:84:GLN:H	10	1.89
(1,33)	1:A:55:SER:OG	2:B:84:GLN:HA	10	1.89
(1,33)	1:A:55:SER:OG	2:B:84:GLN:HB2	10	1.89
(1,33)	1:A:55:SER:OG	2:B:84:GLN:HB3	10	1.89
(1,33)	1:A:55:SER:OG	2:B:84:GLN:HE21	10	1.89
(1,33)	1:A:55:SER:OG	2:B:84:GLN:HE22	10	1.89
(1,33)	1:A:55:SER:OG	2:B:84:GLN:HG2	10	1.89
(1,33)	1:A:55:SER:OG	2:B:84:GLN:HG3	10	1.89

*Continued on next page...*

*Continued from previous page...*

Key	Atom-1	Atom-2	Model ID	Violation (Å)
(1,33)	1:A:55:SER:OG	2:B:84:GLN:N	10	1.89
(1,33)	1:A:55:SER:OG	2:B:84:GLN:NE2	10	1.89
(1,33)	1:A:55:SER:OG	2:B:84:GLN:O	10	1.89
(1,33)	1:A:55:SER:OG	2:B:84:GLN:OE1	10	1.89
(1,33)	1:A:55:SER:OG	2:B:97:THR:C	10	1.89
(1,33)	1:A:55:SER:OG	2:B:97:THR:CA	10	1.89
(1,33)	1:A:55:SER:OG	2:B:97:THR:CB	10	1.89
(1,33)	1:A:55:SER:OG	2:B:97:THR:CG2	10	1.89
(1,33)	1:A:55:SER:OG	2:B:97:THR:H	10	1.89
(1,33)	1:A:55:SER:OG	2:B:97:THR:HA	10	1.89
(1,33)	1:A:55:SER:OG	2:B:97:THR:HB	10	1.89
(1,33)	1:A:55:SER:OG	2:B:97:THR:HG1	10	1.89
(1,33)	1:A:55:SER:OG	2:B:97:THR:HG21	10	1.89
(1,33)	1:A:55:SER:OG	2:B:97:THR:HG22	10	1.89
(1,33)	1:A:55:SER:OG	2:B:97:THR:HG23	10	1.89
(1,33)	1:A:55:SER:OG	2:B:97:THR:N	10	1.89
(1,33)	1:A:55:SER:OG	2:B:97:THR:O	10	1.89
(1,33)	1:A:55:SER:OG	2:B:97:THR:OG1	10	1.89
(1,33)	1:A:55:SER:OG	2:B:99:HIS:C	10	1.89
(1,33)	1:A:55:SER:OG	2:B:99:HIS:CA	10	1.89
(1,33)	1:A:55:SER:OG	2:B:99:HIS:CB	10	1.89
(1,33)	1:A:55:SER:OG	2:B:99:HIS:CD2	10	1.89
(1,33)	1:A:55:SER:OG	2:B:99:HIS:CE1	10	1.89
(1,33)	1:A:55:SER:OG	2:B:99:HIS:CG	10	1.89
(1,33)	1:A:55:SER:OG	2:B:99:HIS:H	10	1.89
(1,33)	1:A:55:SER:OG	2:B:99:HIS:HA	10	1.89
(1,33)	1:A:55:SER:OG	2:B:99:HIS:HB2	10	1.89
(1,33)	1:A:55:SER:OG	2:B:99:HIS:HB3	10	1.89
(1,33)	1:A:55:SER:OG	2:B:99:HIS:HD1	10	1.89
(1,33)	1:A:55:SER:OG	2:B:99:HIS:HD2	10	1.89
(1,33)	1:A:55:SER:OG	2:B:99:HIS:HE1	10	1.89
(1,33)	1:A:55:SER:OG	2:B:99:HIS:HE2	10	1.89
(1,33)	1:A:55:SER:OG	2:B:99:HIS:N	10	1.89
(1,33)	1:A:55:SER:OG	2:B:99:HIS:ND1	10	1.89
(1,33)	1:A:55:SER:OG	2:B:99:HIS:NE2	10	1.89
(1,33)	1:A:55:SER:OG	2:B:99:HIS:O	10	1.89
(1,33)	1:A:55:SER:OG	2:B:101:VAL:C	10	1.89
(1,33)	1:A:55:SER:OG	2:B:101:VAL:CA	10	1.89
(1,33)	1:A:55:SER:OG	2:B:101:VAL:CB	10	1.89
(1,33)	1:A:55:SER:OG	2:B:101:VAL:CG1	10	1.89
(1,33)	1:A:55:SER:OG	2:B:101:VAL:CG2	10	1.89
(1,33)	1:A:55:SER:OG	2:B:101:VAL:H	10	1.89

*Continued on next page...*

*Continued from previous page...*

Key	Atom-1	Atom-2	Model ID	Violation (Å)
(1,33)	1:A:55:SER:OG	2:B:101:VAL:HA	10	1.89
(1,33)	1:A:55:SER:OG	2:B:101:VAL:HB	10	1.89
(1,33)	1:A:55:SER:OG	2:B:101:VAL:HG11	10	1.89
(1,33)	1:A:55:SER:OG	2:B:101:VAL:HG12	10	1.89
(1,33)	1:A:55:SER:OG	2:B:101:VAL:HG13	10	1.89
(1,33)	1:A:55:SER:OG	2:B:101:VAL:HG21	10	1.89
(1,33)	1:A:55:SER:OG	2:B:101:VAL:HG22	10	1.89
(1,33)	1:A:55:SER:OG	2:B:101:VAL:HG23	10	1.89
(1,33)	1:A:55:SER:OG	2:B:101:VAL:N	10	1.89
(1,33)	1:A:55:SER:OG	2:B:101:VAL:O	10	1.89
(1,33)	1:A:55:SER:C	2:B:75:ILE:C	11	1.89
(1,33)	1:A:55:SER:C	2:B:75:ILE:CA	11	1.89
(1,33)	1:A:55:SER:C	2:B:75:ILE:CB	11	1.89
(1,33)	1:A:55:SER:C	2:B:75:ILE:CD1	11	1.89
(1,33)	1:A:55:SER:C	2:B:75:ILE:CG1	11	1.89
(1,33)	1:A:55:SER:C	2:B:75:ILE:CG2	11	1.89
(1,33)	1:A:55:SER:C	2:B:75:ILE:H	11	1.89
(1,33)	1:A:55:SER:C	2:B:75:ILE:HA	11	1.89
(1,33)	1:A:55:SER:C	2:B:75:ILE:HB	11	1.89
(1,33)	1:A:55:SER:C	2:B:75:ILE:HD11	11	1.89
(1,33)	1:A:55:SER:C	2:B:75:ILE:HD12	11	1.89
(1,33)	1:A:55:SER:C	2:B:75:ILE:HD13	11	1.89
(1,33)	1:A:55:SER:C	2:B:75:ILE:HG12	11	1.89
(1,33)	1:A:55:SER:C	2:B:75:ILE:HG13	11	1.89
(1,33)	1:A:55:SER:C	2:B:75:ILE:HG21	11	1.89
(1,33)	1:A:55:SER:C	2:B:75:ILE:HG22	11	1.89
(1,33)	1:A:55:SER:C	2:B:75:ILE:HG23	11	1.89
(1,33)	1:A:55:SER:C	2:B:75:ILE:N	11	1.89
(1,33)	1:A:55:SER:C	2:B:75:ILE:O	11	1.89
(1,33)	1:A:55:SER:C	2:B:77:ALA:C	11	1.89
(1,33)	1:A:55:SER:C	2:B:77:ALA:CA	11	1.89
(1,33)	1:A:55:SER:C	2:B:77:ALA:CB	11	1.89
(1,33)	1:A:55:SER:C	2:B:77:ALA:H	11	1.89
(1,33)	1:A:55:SER:C	2:B:77:ALA:HA	11	1.89
(1,33)	1:A:55:SER:C	2:B:77:ALA:HB1	11	1.89
(1,33)	1:A:55:SER:C	2:B:77:ALA:HB2	11	1.89
(1,33)	1:A:55:SER:C	2:B:77:ALA:HB3	11	1.89
(1,33)	1:A:55:SER:C	2:B:77:ALA:N	11	1.89
(1,33)	1:A:55:SER:C	2:B:77:ALA:O	11	1.89
(1,33)	1:A:55:SER:C	2:B:78:GLY:C	11	1.89
(1,33)	1:A:55:SER:C	2:B:78:GLY:CA	11	1.89
(1,33)	1:A:55:SER:C	2:B:78:GLY:H	11	1.89

*Continued on next page...*

*Continued from previous page...*

Key	Atom-1	Atom-2	Model ID	Violation (Å)
(1,33)	1:A:55:SER:C	2:B:78:GLY:HA2	11	1.89
(1,33)	1:A:55:SER:C	2:B:78:GLY:HA3	11	1.89
(1,33)	1:A:55:SER:C	2:B:78:GLY:N	11	1.89
(1,33)	1:A:55:SER:C	2:B:78:GLY:O	11	1.89
(1,33)	1:A:55:SER:C	2:B:79:LYS:C	11	1.89
(1,33)	1:A:55:SER:C	2:B:79:LYS:CA	11	1.89
(1,33)	1:A:55:SER:C	2:B:79:LYS:CB	11	1.89
(1,33)	1:A:55:SER:C	2:B:79:LYS:CD	11	1.89
(1,33)	1:A:55:SER:C	2:B:79:LYS:CE	11	1.89
(1,33)	1:A:55:SER:C	2:B:79:LYS:CG	11	1.89
(1,33)	1:A:55:SER:C	2:B:79:LYS:H	11	1.89
(1,33)	1:A:55:SER:C	2:B:79:LYS:HA	11	1.89
(1,33)	1:A:55:SER:C	2:B:79:LYS:HB2	11	1.89
(1,33)	1:A:55:SER:C	2:B:79:LYS:HB3	11	1.89
(1,33)	1:A:55:SER:C	2:B:79:LYS:HD2	11	1.89
(1,33)	1:A:55:SER:C	2:B:79:LYS:HD3	11	1.89
(1,33)	1:A:55:SER:C	2:B:79:LYS:HE2	11	1.89
(1,33)	1:A:55:SER:C	2:B:79:LYS:HE3	11	1.89
(1,33)	1:A:55:SER:C	2:B:79:LYS:HG2	11	1.89
(1,33)	1:A:55:SER:C	2:B:79:LYS:HG3	11	1.89
(1,33)	1:A:55:SER:C	2:B:79:LYS:HZ1	11	1.89
(1,33)	1:A:55:SER:C	2:B:79:LYS:HZ2	11	1.89
(1,33)	1:A:55:SER:C	2:B:79:LYS:HZ3	11	1.89
(1,33)	1:A:55:SER:C	2:B:79:LYS:N	11	1.89
(1,33)	1:A:55:SER:C	2:B:79:LYS:NZ	11	1.89
(1,33)	1:A:55:SER:C	2:B:80:ILE:C	11	1.89
(1,33)	1:A:55:SER:C	2:B:80:ILE:CA	11	1.89
(1,33)	1:A:55:SER:C	2:B:80:ILE:CB	11	1.89
(1,33)	1:A:55:SER:C	2:B:80:ILE:CD1	11	1.89
(1,33)	1:A:55:SER:C	2:B:80:ILE:CG1	11	1.89
(1,33)	1:A:55:SER:C	2:B:80:ILE:CG2	11	1.89
(1,33)	1:A:55:SER:C	2:B:80:ILE:H	11	1.89
(1,33)	1:A:55:SER:C	2:B:80:ILE:HA	11	1.89
(1,33)	1:A:55:SER:C	2:B:80:ILE:HB	11	1.89
(1,33)	1:A:55:SER:C	2:B:80:ILE:HD11	11	1.89
(1,33)	1:A:55:SER:C	2:B:80:ILE:HD12	11	1.89
(1,33)	1:A:55:SER:C	2:B:80:ILE:HD13	11	1.89
(1,33)	1:A:55:SER:C	2:B:80:ILE:HG12	11	1.89
(1,33)	1:A:55:SER:C	2:B:80:ILE:HG13	11	1.89
(1,33)	1:A:55:SER:C	2:B:80:ILE:HG21	11	1.89
(1,33)	1:A:55:SER:C	2:B:80:ILE:HG22	11	1.89

*Continued on next page...*

*Continued from previous page...*

Key	Atom-1	Atom-2	Model ID	Violation (Å)
(1,33)	1:A:55:SER:C	2:B:80:ILE:HG23	11	1.89
(1,33)	1:A:55:SER:C	2:B:80:ILE:N	11	1.89
(1,33)	1:A:55:SER:C	2:B:80:ILE:O	11	1.89
(1,33)	1:A:55:SER:C	2:B:84:GLN:C	11	1.89
(1,33)	1:A:55:SER:C	2:B:84:GLN:CA	11	1.89
(1,33)	1:A:55:SER:C	2:B:84:GLN:CB	11	1.89
(1,33)	1:A:55:SER:C	2:B:84:GLN:CD	11	1.89
(1,33)	1:A:55:SER:C	2:B:84:GLN:CG	11	1.89
(1,33)	1:A:55:SER:C	2:B:84:GLN:H	11	1.89
(1,33)	1:A:55:SER:C	2:B:84:GLN:HA	11	1.89
(1,33)	1:A:55:SER:C	2:B:84:GLN:HB2	11	1.89
(1,33)	1:A:55:SER:C	2:B:84:GLN:HB3	11	1.89
(1,33)	1:A:55:SER:C	2:B:84:GLN:HE21	11	1.89
(1,33)	1:A:55:SER:C	2:B:84:GLN:HE22	11	1.89
(1,33)	1:A:55:SER:C	2:B:84:GLN:HG2	11	1.89
(1,33)	1:A:55:SER:C	2:B:84:GLN:HG3	11	1.89
(1,33)	1:A:55:SER:C	2:B:84:GLN:N	11	1.89
(1,33)	1:A:55:SER:C	2:B:84:GLN:NE2	11	1.89
(1,33)	1:A:55:SER:C	2:B:84:GLN:O	11	1.89
(1,33)	1:A:55:SER:C	2:B:84:GLN:OE1	11	1.89
(1,33)	1:A:55:SER:C	2:B:97:THR:C	11	1.89
(1,33)	1:A:55:SER:C	2:B:97:THR:CA	11	1.89
(1,33)	1:A:55:SER:C	2:B:97:THR:CB	11	1.89
(1,33)	1:A:55:SER:C	2:B:97:THR:CG2	11	1.89
(1,33)	1:A:55:SER:C	2:B:97:THR:H	11	1.89
(1,33)	1:A:55:SER:C	2:B:97:THR:HA	11	1.89
(1,33)	1:A:55:SER:C	2:B:97:THR:HB	11	1.89
(1,33)	1:A:55:SER:C	2:B:97:THR:HG1	11	1.89
(1,33)	1:A:55:SER:C	2:B:97:THR:HG21	11	1.89
(1,33)	1:A:55:SER:C	2:B:97:THR:HG22	11	1.89
(1,33)	1:A:55:SER:C	2:B:97:THR:HG23	11	1.89
(1,33)	1:A:55:SER:C	2:B:97:THR:N	11	1.89
(1,33)	1:A:55:SER:C	2:B:97:THR:O	11	1.89
(1,33)	1:A:55:SER:C	2:B:97:THR:OG1	11	1.89
(1,33)	1:A:55:SER:C	2:B:99:HIS:C	11	1.89
(1,33)	1:A:55:SER:C	2:B:99:HIS:CA	11	1.89
(1,33)	1:A:55:SER:C	2:B:99:HIS:CB	11	1.89
(1,33)	1:A:55:SER:C	2:B:99:HIS:CD2	11	1.89
(1,33)	1:A:55:SER:C	2:B:99:HIS:CE1	11	1.89
(1,33)	1:A:55:SER:C	2:B:99:HIS:CG	11	1.89
(1,33)	1:A:55:SER:C	2:B:99:HIS:H	11	1.89
(1,33)	1:A:55:SER:C	2:B:99:HIS:HA	11	1.89

*Continued on next page...*

*Continued from previous page...*

Key	Atom-1	Atom-2	Model ID	Violation (Å)
(1,33)	1:A:55:SER:C	2:B:99:HIS:HB2	11	1.89
(1,33)	1:A:55:SER:C	2:B:99:HIS:HB3	11	1.89
(1,33)	1:A:55:SER:C	2:B:99:HIS:HD1	11	1.89
(1,33)	1:A:55:SER:C	2:B:99:HIS:HD2	11	1.89
(1,33)	1:A:55:SER:C	2:B:99:HIS:HE1	11	1.89
(1,33)	1:A:55:SER:C	2:B:99:HIS:HE2	11	1.89
(1,33)	1:A:55:SER:C	2:B:99:HIS:N	11	1.89
(1,33)	1:A:55:SER:C	2:B:99:HIS:ND1	11	1.89
(1,33)	1:A:55:SER:C	2:B:99:HIS:NE2	11	1.89
(1,33)	1:A:55:SER:C	2:B:99:HIS:O	11	1.89
(1,33)	1:A:55:SER:C	2:B:101:VAL:C	11	1.89
(1,33)	1:A:55:SER:C	2:B:101:VAL:CA	11	1.89
(1,33)	1:A:55:SER:C	2:B:101:VAL:CB	11	1.89
(1,33)	1:A:55:SER:C	2:B:101:VAL:CG1	11	1.89
(1,33)	1:A:55:SER:C	2:B:101:VAL:CG2	11	1.89
(1,33)	1:A:55:SER:C	2:B:101:VAL:H	11	1.89
(1,33)	1:A:55:SER:C	2:B:101:VAL:HA	11	1.89
(1,33)	1:A:55:SER:C	2:B:101:VAL:HB	11	1.89
(1,33)	1:A:55:SER:C	2:B:101:VAL:HG11	11	1.89
(1,33)	1:A:55:SER:C	2:B:101:VAL:HG12	11	1.89
(1,33)	1:A:55:SER:C	2:B:101:VAL:HG13	11	1.89
(1,33)	1:A:55:SER:C	2:B:101:VAL:HG21	11	1.89
(1,33)	1:A:55:SER:C	2:B:101:VAL:HG22	11	1.89
(1,33)	1:A:55:SER:C	2:B:101:VAL:HG23	11	1.89
(1,33)	1:A:55:SER:C	2:B:101:VAL:N	11	1.89
(1,33)	1:A:55:SER:C	2:B:101:VAL:O	11	1.89
(1,33)	1:A:55:SER:CA	2:B:75:ILE:C	11	1.89
(1,33)	1:A:55:SER:CA	2:B:75:ILE:CA	11	1.89
(1,33)	1:A:55:SER:CA	2:B:75:ILE:CB	11	1.89
(1,33)	1:A:55:SER:CA	2:B:75:ILE:CD1	11	1.89
(1,33)	1:A:55:SER:CA	2:B:75:ILE:CG1	11	1.89
(1,33)	1:A:55:SER:CA	2:B:75:ILE:CG2	11	1.89
(1,33)	1:A:55:SER:CA	2:B:75:ILE:H	11	1.89
(1,33)	1:A:55:SER:CA	2:B:75:ILE:HA	11	1.89
(1,33)	1:A:55:SER:CA	2:B:75:ILE:HB	11	1.89
(1,33)	1:A:55:SER:CA	2:B:75:ILE:HD11	11	1.89
(1,33)	1:A:55:SER:CA	2:B:75:ILE:HD12	11	1.89
(1,33)	1:A:55:SER:CA	2:B:75:ILE:HD13	11	1.89
(1,33)	1:A:55:SER:CA	2:B:75:ILE:HG12	11	1.89
(1,33)	1:A:55:SER:CA	2:B:75:ILE:HG13	11	1.89
(1,33)	1:A:55:SER:CA	2:B:75:ILE:HG21	11	1.89
(1,33)	1:A:55:SER:CA	2:B:75:ILE:HG22	11	1.89

*Continued on next page...*

*Continued from previous page...*

Key	Atom-1	Atom-2	Model ID	Violation (Å)
(1,33)	1:A:55:SER:CA	2:B:75:ILE:HG23	11	1.89
(1,33)	1:A:55:SER:CA	2:B:75:ILE:N	11	1.89
(1,33)	1:A:55:SER:CA	2:B:75:ILE:O	11	1.89
(1,33)	1:A:55:SER:CA	2:B:77:ALA:C	11	1.89
(1,33)	1:A:55:SER:CA	2:B:77:ALA:CA	11	1.89
(1,33)	1:A:55:SER:CA	2:B:77:ALA:CB	11	1.89
(1,33)	1:A:55:SER:CA	2:B:77:ALA:H	11	1.89
(1,33)	1:A:55:SER:CA	2:B:77:ALA:HA	11	1.89
(1,33)	1:A:55:SER:CA	2:B:77:ALA:HB1	11	1.89
(1,33)	1:A:55:SER:CA	2:B:77:ALA:HB2	11	1.89
(1,33)	1:A:55:SER:CA	2:B:77:ALA:HB3	11	1.89
(1,33)	1:A:55:SER:CA	2:B:77:ALA:N	11	1.89
(1,33)	1:A:55:SER:CA	2:B:77:ALA:O	11	1.89
(1,33)	1:A:55:SER:CA	2:B:78:GLY:C	11	1.89
(1,33)	1:A:55:SER:CA	2:B:78:GLY:CA	11	1.89
(1,33)	1:A:55:SER:CA	2:B:78:GLY:H	11	1.89
(1,33)	1:A:55:SER:CA	2:B:78:GLY:HA2	11	1.89
(1,33)	1:A:55:SER:CA	2:B:78:GLY:HA3	11	1.89
(1,33)	1:A:55:SER:CA	2:B:78:GLY:N	11	1.89
(1,33)	1:A:55:SER:CA	2:B:78:GLY:O	11	1.89
(1,33)	1:A:55:SER:CA	2:B:79:LYS:C	11	1.89
(1,33)	1:A:55:SER:CA	2:B:79:LYS:CA	11	1.89
(1,33)	1:A:55:SER:CA	2:B:79:LYS:CB	11	1.89
(1,33)	1:A:55:SER:CA	2:B:79:LYS:CD	11	1.89
(1,33)	1:A:55:SER:CA	2:B:79:LYS:CE	11	1.89
(1,33)	1:A:55:SER:CA	2:B:79:LYS:CG	11	1.89
(1,33)	1:A:55:SER:CA	2:B:79:LYS:H	11	1.89
(1,33)	1:A:55:SER:CA	2:B:79:LYS:HA	11	1.89
(1,33)	1:A:55:SER:CA	2:B:79:LYS:HB2	11	1.89
(1,33)	1:A:55:SER:CA	2:B:79:LYS:HB3	11	1.89
(1,33)	1:A:55:SER:CA	2:B:79:LYS:HD2	11	1.89
(1,33)	1:A:55:SER:CA	2:B:79:LYS:HD3	11	1.89
(1,33)	1:A:55:SER:CA	2:B:79:LYS:HE2	11	1.89
(1,33)	1:A:55:SER:CA	2:B:79:LYS:HE3	11	1.89
(1,33)	1:A:55:SER:CA	2:B:79:LYS:HG2	11	1.89
(1,33)	1:A:55:SER:CA	2:B:79:LYS:HG3	11	1.89
(1,33)	1:A:55:SER:CA	2:B:79:LYS:HZ1	11	1.89
(1,33)	1:A:55:SER:CA	2:B:79:LYS:HZ2	11	1.89
(1,33)	1:A:55:SER:CA	2:B:79:LYS:HZ3	11	1.89
(1,33)	1:A:55:SER:CA	2:B:79:LYS:N	11	1.89
(1,33)	1:A:55:SER:CA	2:B:79:LYS:NZ	11	1.89
(1,33)	1:A:55:SER:CA	2:B:79:LYS:O	11	1.89

*Continued on next page...*



*Continued from previous page...*

Key	Atom-1	Atom-2	Model ID	Violation (Å)
(1,33)	1:A:55:SER:CA	2:B:80:ILE:C	11	1.89
(1,33)	1:A:55:SER:CA	2:B:80:ILE:CA	11	1.89
(1,33)	1:A:55:SER:CA	2:B:80:ILE:CB	11	1.89
(1,33)	1:A:55:SER:CA	2:B:80:ILE:CD1	11	1.89
(1,33)	1:A:55:SER:CA	2:B:80:ILE:CG1	11	1.89
(1,33)	1:A:55:SER:CA	2:B:80:ILE:CG2	11	1.89
(1,33)	1:A:55:SER:CA	2:B:80:ILE:H	11	1.89
(1,33)	1:A:55:SER:CA	2:B:80:ILE:HA	11	1.89
(1,33)	1:A:55:SER:CA	2:B:80:ILE:HB	11	1.89
(1,33)	1:A:55:SER:CA	2:B:80:ILE:HD11	11	1.89
(1,33)	1:A:55:SER:CA	2:B:80:ILE:HD12	11	1.89
(1,33)	1:A:55:SER:CA	2:B:80:ILE:HD13	11	1.89
(1,33)	1:A:55:SER:CA	2:B:80:ILE:HG12	11	1.89
(1,33)	1:A:55:SER:CA	2:B:80:ILE:HG13	11	1.89
(1,33)	1:A:55:SER:CA	2:B:80:ILE:HG21	11	1.89
(1,33)	1:A:55:SER:CA	2:B:80:ILE:HG22	11	1.89
(1,33)	1:A:55:SER:CA	2:B:80:ILE:HG23	11	1.89
(1,33)	1:A:55:SER:CA	2:B:80:ILE:N	11	1.89
(1,33)	1:A:55:SER:CA	2:B:80:ILE:O	11	1.89
(1,33)	1:A:55:SER:CA	2:B:84:GLN:C	11	1.89
(1,33)	1:A:55:SER:CA	2:B:84:GLN:CA	11	1.89
(1,33)	1:A:55:SER:CA	2:B:84:GLN:CB	11	1.89
(1,33)	1:A:55:SER:CA	2:B:84:GLN:CD	11	1.89
(1,33)	1:A:55:SER:CA	2:B:84:GLN:CG	11	1.89
(1,33)	1:A:55:SER:CA	2:B:84:GLN:H	11	1.89
(1,33)	1:A:55:SER:CA	2:B:84:GLN:HA	11	1.89
(1,33)	1:A:55:SER:CA	2:B:84:GLN:HB2	11	1.89
(1,33)	1:A:55:SER:CA	2:B:84:GLN:HB3	11	1.89
(1,33)	1:A:55:SER:CA	2:B:84:GLN:HE21	11	1.89
(1,33)	1:A:55:SER:CA	2:B:84:GLN:HE22	11	1.89
(1,33)	1:A:55:SER:CA	2:B:84:GLN:HG2	11	1.89
(1,33)	1:A:55:SER:CA	2:B:84:GLN:HG3	11	1.89
(1,33)	1:A:55:SER:CA	2:B:84:GLN:N	11	1.89
(1,33)	1:A:55:SER:CA	2:B:84:GLN:NE2	11	1.89
(1,33)	1:A:55:SER:CA	2:B:84:GLN:O	11	1.89
(1,33)	1:A:55:SER:CA	2:B:84:GLN:OE1	11	1.89
(1,33)	1:A:55:SER:CA	2:B:97:THR:C	11	1.89
(1,33)	1:A:55:SER:CA	2:B:97:THR:CA	11	1.89
(1,33)	1:A:55:SER:CA	2:B:97:THR:CB	11	1.89
(1,33)	1:A:55:SER:CA	2:B:97:THR:CG2	11	1.89
(1,33)	1:A:55:SER:CA	2:B:97:THR:H	11	1.89
(1,33)	1:A:55:SER:CA	2:B:97:THR:HA	11	1.89

*Continued on next page...*

*Continued from previous page...*

Key	Atom-1	Atom-2	Model ID	Violation (Å)
(1,33)	1:A:55:SER:CA	2:B:97:THR:HB	11	1.89
(1,33)	1:A:55:SER:CA	2:B:97:THR:HG1	11	1.89
(1,33)	1:A:55:SER:CA	2:B:97:THR:HG21	11	1.89
(1,33)	1:A:55:SER:CA	2:B:97:THR:HG22	11	1.89
(1,33)	1:A:55:SER:CA	2:B:97:THR:HG23	11	1.89
(1,33)	1:A:55:SER:CA	2:B:97:THR:N	11	1.89
(1,33)	1:A:55:SER:CA	2:B:97:THR:O	11	1.89
(1,33)	1:A:55:SER:CA	2:B:97:THR:OG1	11	1.89
(1,33)	1:A:55:SER:CA	2:B:99:HIS:C	11	1.89
(1,33)	1:A:55:SER:CA	2:B:99:HIS:CA	11	1.89
(1,33)	1:A:55:SER:CA	2:B:99:HIS:CB	11	1.89
(1,33)	1:A:55:SER:CA	2:B:99:HIS:CD2	11	1.89
(1,33)	1:A:55:SER:CA	2:B:99:HIS:CE1	11	1.89
(1,33)	1:A:55:SER:CA	2:B:99:HIS:CG	11	1.89
(1,33)	1:A:55:SER:CA	2:B:99:HIS:H	11	1.89
(1,33)	1:A:55:SER:CA	2:B:99:HIS:HA	11	1.89
(1,33)	1:A:55:SER:CA	2:B:99:HIS:HB2	11	1.89
(1,33)	1:A:55:SER:CA	2:B:99:HIS:HB3	11	1.89
(1,33)	1:A:55:SER:CA	2:B:99:HIS:HD1	11	1.89
(1,33)	1:A:55:SER:CA	2:B:99:HIS:HD2	11	1.89
(1,33)	1:A:55:SER:CA	2:B:99:HIS:HE1	11	1.89
(1,33)	1:A:55:SER:CA	2:B:99:HIS:HE2	11	1.89
(1,33)	1:A:55:SER:CA	2:B:99:HIS:N	11	1.89
(1,33)	1:A:55:SER:CA	2:B:99:HIS:ND1	11	1.89
(1,33)	1:A:55:SER:CA	2:B:99:HIS:NE2	11	1.89
(1,33)	1:A:55:SER:CA	2:B:99:HIS:O	11	1.89
(1,33)	1:A:55:SER:CA	2:B:101:VAL:C	11	1.89
(1,33)	1:A:55:SER:CA	2:B:101:VAL:CA	11	1.89
(1,33)	1:A:55:SER:CA	2:B:101:VAL:CB	11	1.89
(1,33)	1:A:55:SER:CA	2:B:101:VAL:CG1	11	1.89
(1,33)	1:A:55:SER:CA	2:B:101:VAL:CG2	11	1.89
(1,33)	1:A:55:SER:CA	2:B:101:VAL:H	11	1.89
(1,33)	1:A:55:SER:CA	2:B:101:VAL:HA	11	1.89
(1,33)	1:A:55:SER:CA	2:B:101:VAL:HB	11	1.89
(1,33)	1:A:55:SER:CA	2:B:101:VAL:HG11	11	1.89
(1,33)	1:A:55:SER:CA	2:B:101:VAL:HG12	11	1.89
(1,33)	1:A:55:SER:CA	2:B:101:VAL:HG13	11	1.89
(1,33)	1:A:55:SER:CA	2:B:101:VAL:HG21	11	1.89
(1,33)	1:A:55:SER:CA	2:B:101:VAL:HG22	11	1.89
(1,33)	1:A:55:SER:CA	2:B:101:VAL:HG23	11	1.89
(1,33)	1:A:55:SER:CA	2:B:101:VAL:N	11	1.89
(1,33)	1:A:55:SER:CA	2:B:101:VAL:O	11	1.89

*Continued on next page...*

*Continued from previous page...*

Key	Atom-1	Atom-2	Model ID	Violation (Å)
(1,33)	1:A:55:SER:CB	2:B:75:ILE:C	11	1.89
(1,33)	1:A:55:SER:CB	2:B:75:ILE:CA	11	1.89
(1,33)	1:A:55:SER:CB	2:B:75:ILE:CB	11	1.89
(1,33)	1:A:55:SER:CB	2:B:75:ILE:CD1	11	1.89
(1,33)	1:A:55:SER:CB	2:B:75:ILE:CG1	11	1.89
(1,33)	1:A:55:SER:CB	2:B:75:ILE:CG2	11	1.89
(1,33)	1:A:55:SER:CB	2:B:75:ILE:H	11	1.89
(1,33)	1:A:55:SER:CB	2:B:75:ILE:HA	11	1.89
(1,33)	1:A:55:SER:CB	2:B:75:ILE:HB	11	1.89
(1,33)	1:A:55:SER:CB	2:B:75:ILE:HD11	11	1.89
(1,33)	1:A:55:SER:CB	2:B:75:ILE:HD12	11	1.89
(1,33)	1:A:55:SER:CB	2:B:75:ILE:HD13	11	1.89
(1,33)	1:A:55:SER:CB	2:B:75:ILE:HG12	11	1.89
(1,33)	1:A:55:SER:CB	2:B:75:ILE:HG13	11	1.89
(1,33)	1:A:55:SER:CB	2:B:75:ILE:HG21	11	1.89
(1,33)	1:A:55:SER:CB	2:B:75:ILE:HG22	11	1.89
(1,33)	1:A:55:SER:CB	2:B:75:ILE:HG23	11	1.89
(1,33)	1:A:55:SER:CB	2:B:75:ILE:N	11	1.89
(1,33)	1:A:55:SER:CB	2:B:75:ILE:O	11	1.89
(1,33)	1:A:55:SER:CB	2:B:77:ALA:C	11	1.89
(1,33)	1:A:55:SER:CB	2:B:77:ALA:CA	11	1.89
(1,33)	1:A:55:SER:CB	2:B:77:ALA:CB	11	1.89
(1,33)	1:A:55:SER:CB	2:B:77:ALA:H	11	1.89
(1,33)	1:A:55:SER:CB	2:B:77:ALA:HA	11	1.89
(1,33)	1:A:55:SER:CB	2:B:77:ALA:HB1	11	1.89
(1,33)	1:A:55:SER:CB	2:B:77:ALA:HB2	11	1.89
(1,33)	1:A:55:SER:CB	2:B:77:ALA:HB3	11	1.89
(1,33)	1:A:55:SER:CB	2:B:77:ALA:N	11	1.89
(1,33)	1:A:55:SER:CB	2:B:77:ALA:O	11	1.89
(1,33)	1:A:55:SER:CB	2:B:78:GLY:C	11	1.89
(1,33)	1:A:55:SER:CB	2:B:78:GLY:CA	11	1.89
(1,33)	1:A:55:SER:CB	2:B:78:GLY:H	11	1.89
(1,33)	1:A:55:SER:CB	2:B:78:GLY:HA2	11	1.89
(1,33)	1:A:55:SER:CB	2:B:78:GLY:HA3	11	1.89
(1,33)	1:A:55:SER:CB	2:B:78:GLY:N	11	1.89
(1,33)	1:A:55:SER:CB	2:B:78:GLY:O	11	1.89
(1,33)	1:A:55:SER:CB	2:B:79:LYS:C	11	1.89
(1,33)	1:A:55:SER:CB	2:B:79:LYS:CA	11	1.89
(1,33)	1:A:55:SER:CB	2:B:79:LYS:CB	11	1.89
(1,33)	1:A:55:SER:CB	2:B:79:LYS:CD	11	1.89
(1,33)	1:A:55:SER:CB	2:B:79:LYS:CE	11	1.89
(1,33)	1:A:55:SER:CB	2:B:79:LYS:CG	11	1.89

*Continued on next page...*

*Continued from previous page...*

Key	Atom-1	Atom-2	Model ID	Violation (Å)
(1,33)	1:A:55:SER:CB	2:B:79:LYS:H	11	1.89
(1,33)	1:A:55:SER:CB	2:B:79:LYS:HA	11	1.89
(1,33)	1:A:55:SER:CB	2:B:79:LYS:HB2	11	1.89
(1,33)	1:A:55:SER:CB	2:B:79:LYS:HB3	11	1.89
(1,33)	1:A:55:SER:CB	2:B:79:LYS:HD2	11	1.89
(1,33)	1:A:55:SER:CB	2:B:79:LYS:HD3	11	1.89
(1,33)	1:A:55:SER:CB	2:B:79:LYS:HE2	11	1.89
(1,33)	1:A:55:SER:CB	2:B:79:LYS:HE3	11	1.89
(1,33)	1:A:55:SER:CB	2:B:79:LYS:HG2	11	1.89
(1,33)	1:A:55:SER:CB	2:B:79:LYS:HG3	11	1.89
(1,33)	1:A:55:SER:CB	2:B:79:LYS:HZ1	11	1.89
(1,33)	1:A:55:SER:CB	2:B:79:LYS:HZ2	11	1.89
(1,33)	1:A:55:SER:CB	2:B:79:LYS:HZ3	11	1.89
(1,33)	1:A:55:SER:CB	2:B:79:LYS:N	11	1.89
(1,33)	1:A:55:SER:CB	2:B:79:LYS:NZ	11	1.89
(1,33)	1:A:55:SER:CB	2:B:79:LYS:O	11	1.89
(1,33)	1:A:55:SER:CB	2:B:80:ILE:C	11	1.89
(1,33)	1:A:55:SER:CB	2:B:80:ILE:CA	11	1.89
(1,33)	1:A:55:SER:CB	2:B:80:ILE:CB	11	1.89
(1,33)	1:A:55:SER:CB	2:B:80:ILE:CD1	11	1.89
(1,33)	1:A:55:SER:CB	2:B:80:ILE:CG1	11	1.89
(1,33)	1:A:55:SER:CB	2:B:80:ILE:CG2	11	1.89
(1,33)	1:A:55:SER:CB	2:B:80:ILE:H	11	1.89
(1,33)	1:A:55:SER:CB	2:B:80:ILE:HA	11	1.89
(1,33)	1:A:55:SER:CB	2:B:80:ILE:HB	11	1.89
(1,33)	1:A:55:SER:CB	2:B:80:ILE:HD11	11	1.89
(1,33)	1:A:55:SER:CB	2:B:80:ILE:HD12	11	1.89
(1,33)	1:A:55:SER:CB	2:B:80:ILE:HD13	11	1.89
(1,33)	1:A:55:SER:CB	2:B:80:ILE:HG12	11	1.89
(1,33)	1:A:55:SER:CB	2:B:80:ILE:HG13	11	1.89
(1,33)	1:A:55:SER:CB	2:B:80:ILE:HG21	11	1.89
(1,33)	1:A:55:SER:CB	2:B:80:ILE:HG22	11	1.89
(1,33)	1:A:55:SER:CB	2:B:80:ILE:HG23	11	1.89
(1,33)	1:A:55:SER:CB	2:B:80:ILE:N	11	1.89
(1,33)	1:A:55:SER:CB	2:B:80:ILE:O	11	1.89
(1,33)	1:A:55:SER:CB	2:B:84:GLN:C	11	1.89
(1,33)	1:A:55:SER:CB	2:B:84:GLN:CA	11	1.89
(1,33)	1:A:55:SER:CB	2:B:84:GLN:CB	11	1.89
(1,33)	1:A:55:SER:CB	2:B:84:GLN:CD	11	1.89
(1,33)	1:A:55:SER:CB	2:B:84:GLN:CG	11	1.89
(1,33)	1:A:55:SER:CB	2:B:84:GLN:H	11	1.89
(1,33)	1:A:55:SER:CB	2:B:84:GLN:HA	11	1.89

*Continued on next page...*

*Continued from previous page...*

Key	Atom-1	Atom-2	Model ID	Violation (Å)
(1,33)	1:A:55:SER:CB	2:B:84:GLN:HB2	11	1.89
(1,33)	1:A:55:SER:CB	2:B:84:GLN:HB3	11	1.89
(1,33)	1:A:55:SER:CB	2:B:84:GLN:HE21	11	1.89
(1,33)	1:A:55:SER:CB	2:B:84:GLN:HE22	11	1.89
(1,33)	1:A:55:SER:CB	2:B:84:GLN:HG2	11	1.89
(1,33)	1:A:55:SER:CB	2:B:84:GLN:HG3	11	1.89
(1,33)	1:A:55:SER:CB	2:B:84:GLN:N	11	1.89
(1,33)	1:A:55:SER:CB	2:B:84:GLN:NE2	11	1.89
(1,33)	1:A:55:SER:CB	2:B:84:GLN:O	11	1.89
(1,33)	1:A:55:SER:CB	2:B:84:GLN:OE1	11	1.89
(1,33)	1:A:55:SER:CB	2:B:97:THR:C	11	1.89
(1,33)	1:A:55:SER:CB	2:B:97:THR:CA	11	1.89
(1,33)	1:A:55:SER:CB	2:B:97:THR:CB	11	1.89
(1,33)	1:A:55:SER:CB	2:B:97:THR:CG2	11	1.89
(1,33)	1:A:55:SER:CB	2:B:97:THR:H	11	1.89
(1,33)	1:A:55:SER:CB	2:B:97:THR:HA	11	1.89
(1,33)	1:A:55:SER:CB	2:B:97:THR:HB	11	1.89
(1,33)	1:A:55:SER:CB	2:B:97:THR:HG1	11	1.89
(1,33)	1:A:55:SER:CB	2:B:97:THR:HG21	11	1.89
(1,33)	1:A:55:SER:CB	2:B:97:THR:HG22	11	1.89
(1,33)	1:A:55:SER:CB	2:B:97:THR:HG23	11	1.89
(1,33)	1:A:55:SER:CB	2:B:97:THR:N	11	1.89
(1,33)	1:A:55:SER:CB	2:B:97:THR:O	11	1.89
(1,33)	1:A:55:SER:CB	2:B:97:THR:OG1	11	1.89
(1,33)	1:A:55:SER:CB	2:B:99:HIS:C	11	1.89
(1,33)	1:A:55:SER:CB	2:B:99:HIS:CA	11	1.89
(1,33)	1:A:55:SER:CB	2:B:99:HIS:CB	11	1.89
(1,33)	1:A:55:SER:CB	2:B:99:HIS:CD2	11	1.89
(1,33)	1:A:55:SER:CB	2:B:99:HIS:CE1	11	1.89
(1,33)	1:A:55:SER:CB	2:B:99:HIS:CG	11	1.89
(1,33)	1:A:55:SER:CB	2:B:99:HIS:H	11	1.89
(1,33)	1:A:55:SER:CB	2:B:99:HIS:HA	11	1.89
(1,33)	1:A:55:SER:CB	2:B:99:HIS:HB2	11	1.89
(1,33)	1:A:55:SER:CB	2:B:99:HIS:HB3	11	1.89
(1,33)	1:A:55:SER:CB	2:B:99:HIS:HD1	11	1.89
(1,33)	1:A:55:SER:CB	2:B:99:HIS:HD2	11	1.89
(1,33)	1:A:55:SER:CB	2:B:99:HIS:HE1	11	1.89
(1,33)	1:A:55:SER:CB	2:B:99:HIS:HE2	11	1.89
(1,33)	1:A:55:SER:CB	2:B:99:HIS:N	11	1.89
(1,33)	1:A:55:SER:CB	2:B:99:HIS:ND1	11	1.89
(1,33)	1:A:55:SER:CB	2:B:99:HIS:NE2	11	1.89
(1,33)	1:A:55:SER:CB	2:B:99:HIS:O	11	1.89

*Continued on next page...*

*Continued from previous page...*

Key	Atom-1	Atom-2	Model ID	Violation (Å)
(1,33)	1:A:55:SER:CB	2:B:101:VAL:C	11	1.89
(1,33)	1:A:55:SER:CB	2:B:101:VAL:CA	11	1.89
(1,33)	1:A:55:SER:CB	2:B:101:VAL:CB	11	1.89
(1,33)	1:A:55:SER:CB	2:B:101:VAL:CG1	11	1.89
(1,33)	1:A:55:SER:CB	2:B:101:VAL:CG2	11	1.89
(1,33)	1:A:55:SER:CB	2:B:101:VAL:H	11	1.89
(1,33)	1:A:55:SER:CB	2:B:101:VAL:HA	11	1.89
(1,33)	1:A:55:SER:CB	2:B:101:VAL:HB	11	1.89
(1,33)	1:A:55:SER:CB	2:B:101:VAL:HG11	11	1.89
(1,33)	1:A:55:SER:CB	2:B:101:VAL:HG12	11	1.89
(1,33)	1:A:55:SER:CB	2:B:101:VAL:HG13	11	1.89
(1,33)	1:A:55:SER:CB	2:B:101:VAL:HG21	11	1.89
(1,33)	1:A:55:SER:CB	2:B:101:VAL:HG22	11	1.89
(1,33)	1:A:55:SER:CB	2:B:101:VAL:HG23	11	1.89
(1,33)	1:A:55:SER:CB	2:B:101:VAL:N	11	1.89
(1,33)	1:A:55:SER:CB	2:B:101:VAL:O	11	1.89
(1,33)	1:A:55:SER:H	2:B:75:ILE:C	11	1.89
(1,33)	1:A:55:SER:H	2:B:75:ILE:CA	11	1.89
(1,33)	1:A:55:SER:H	2:B:75:ILE:CB	11	1.89
(1,33)	1:A:55:SER:H	2:B:75:ILE:CD1	11	1.89
(1,33)	1:A:55:SER:H	2:B:75:ILE:CG1	11	1.89
(1,33)	1:A:55:SER:H	2:B:75:ILE:CG2	11	1.89
(1,33)	1:A:55:SER:H	2:B:75:ILE:H	11	1.89
(1,33)	1:A:55:SER:H	2:B:75:ILE:HA	11	1.89
(1,33)	1:A:55:SER:H	2:B:75:ILE:HB	11	1.89
(1,33)	1:A:55:SER:H	2:B:75:ILE:HD11	11	1.89
(1,33)	1:A:55:SER:H	2:B:75:ILE:HD12	11	1.89
(1,33)	1:A:55:SER:H	2:B:75:ILE:HD13	11	1.89
(1,33)	1:A:55:SER:H	2:B:75:ILE:HG12	11	1.89
(1,33)	1:A:55:SER:H	2:B:75:ILE:HG13	11	1.89
(1,33)	1:A:55:SER:H	2:B:75:ILE:HG21	11	1.89
(1,33)	1:A:55:SER:H	2:B:75:ILE:HG22	11	1.89
(1,33)	1:A:55:SER:H	2:B:75:ILE:HG23	11	1.89
(1,33)	1:A:55:SER:H	2:B:75:ILE:N	11	1.89
(1,33)	1:A:55:SER:H	2:B:75:ILE:O	11	1.89
(1,33)	1:A:55:SER:H	2:B:77:ALA:C	11	1.89
(1,33)	1:A:55:SER:H	2:B:77:ALA:CA	11	1.89
(1,33)	1:A:55:SER:H	2:B:77:ALA:CB	11	1.89
(1,33)	1:A:55:SER:H	2:B:77:ALA:H	11	1.89
(1,33)	1:A:55:SER:H	2:B:77:ALA:HA	11	1.89
(1,33)	1:A:55:SER:H	2:B:77:ALA:HB1	11	1.89
(1,33)	1:A:55:SER:H	2:B:77:ALA:HB2	11	1.89

*Continued on next page...*

*Continued from previous page...*

Key	Atom-1	Atom-2	Model ID	Violation (Å)
(1,33)	1:A:55:SER:H	2:B:77:ALA:HB3	11	1.89
(1,33)	1:A:55:SER:H	2:B:77:ALA:N	11	1.89
(1,33)	1:A:55:SER:H	2:B:77:ALA:O	11	1.89
(1,33)	1:A:55:SER:H	2:B:78:GLY:C	11	1.89
(1,33)	1:A:55:SER:H	2:B:78:GLY:CA	11	1.89
(1,33)	1:A:55:SER:H	2:B:78:GLY:H	11	1.89
(1,33)	1:A:55:SER:H	2:B:78:GLY:HA2	11	1.89
(1,33)	1:A:55:SER:H	2:B:78:GLY:HA3	11	1.89
(1,33)	1:A:55:SER:H	2:B:78:GLY:N	11	1.89
(1,33)	1:A:55:SER:H	2:B:78:GLY:O	11	1.89
(1,33)	1:A:55:SER:H	2:B:79:LYS:C	11	1.89
(1,33)	1:A:55:SER:H	2:B:79:LYS:CA	11	1.89
(1,33)	1:A:55:SER:H	2:B:79:LYS:CB	11	1.89
(1,33)	1:A:55:SER:H	2:B:79:LYS:CD	11	1.89
(1,33)	1:A:55:SER:H	2:B:79:LYS:CE	11	1.89
(1,33)	1:A:55:SER:H	2:B:79:LYS:CG	11	1.89
(1,33)	1:A:55:SER:H	2:B:79:LYS:H	11	1.89
(1,33)	1:A:55:SER:H	2:B:79:LYS:HA	11	1.89
(1,33)	1:A:55:SER:H	2:B:79:LYS:HB2	11	1.89
(1,33)	1:A:55:SER:H	2:B:79:LYS:HB3	11	1.89
(1,33)	1:A:55:SER:H	2:B:79:LYS:HD2	11	1.89
(1,33)	1:A:55:SER:H	2:B:79:LYS:HD3	11	1.89
(1,33)	1:A:55:SER:H	2:B:79:LYS:HE2	11	1.89
(1,33)	1:A:55:SER:H	2:B:79:LYS:HE3	11	1.89
(1,33)	1:A:55:SER:H	2:B:79:LYS:HG2	11	1.89
(1,33)	1:A:55:SER:H	2:B:79:LYS:HG3	11	1.89
(1,33)	1:A:55:SER:H	2:B:79:LYS:HZ1	11	1.89
(1,33)	1:A:55:SER:H	2:B:79:LYS:HZ2	11	1.89
(1,33)	1:A:55:SER:H	2:B:79:LYS:HZ3	11	1.89
(1,33)	1:A:55:SER:H	2:B:79:LYS:N	11	1.89
(1,33)	1:A:55:SER:H	2:B:79:LYS:NZ	11	1.89
(1,33)	1:A:55:SER:H	2:B:79:LYS:O	11	1.89
(1,33)	1:A:55:SER:H	2:B:80:ILE:C	11	1.89
(1,33)	1:A:55:SER:H	2:B:80:ILE:CA	11	1.89
(1,33)	1:A:55:SER:H	2:B:80:ILE:CB	11	1.89
(1,33)	1:A:55:SER:H	2:B:80:ILE:CD1	11	1.89
(1,33)	1:A:55:SER:H	2:B:80:ILE:CG1	11	1.89
(1,33)	1:A:55:SER:H	2:B:80:ILE:CG2	11	1.89
(1,33)	1:A:55:SER:H	2:B:80:ILE:H	11	1.89
(1,33)	1:A:55:SER:H	2:B:80:ILE:HA	11	1.89
(1,33)	1:A:55:SER:H	2:B:80:ILE:HB	11	1.89
(1,33)	1:A:55:SER:H	2:B:80:ILE:HD11	11	1.89

*Continued on next page...*

*Continued from previous page...*

Key	Atom-1	Atom-2	Model ID	Violation (Å)
(1,33)	1:A:55:SER:H	2:B:80:ILE:HD12	11	1.89
(1,33)	1:A:55:SER:H	2:B:80:ILE:HD13	11	1.89
(1,33)	1:A:55:SER:H	2:B:80:ILE:HG12	11	1.89
(1,33)	1:A:55:SER:H	2:B:80:ILE:HG13	11	1.89
(1,33)	1:A:55:SER:H	2:B:80:ILE:HG21	11	1.89
(1,33)	1:A:55:SER:H	2:B:80:ILE:HG22	11	1.89
(1,33)	1:A:55:SER:H	2:B:80:ILE:HG23	11	1.89
(1,33)	1:A:55:SER:H	2:B:80:ILE:N	11	1.89
(1,33)	1:A:55:SER:H	2:B:80:ILE:O	11	1.89
(1,33)	1:A:55:SER:H	2:B:84:GLN:C	11	1.89
(1,33)	1:A:55:SER:H	2:B:84:GLN:CA	11	1.89
(1,33)	1:A:55:SER:H	2:B:84:GLN:CB	11	1.89
(1,33)	1:A:55:SER:H	2:B:84:GLN:CD	11	1.89
(1,33)	1:A:55:SER:H	2:B:84:GLN:CG	11	1.89
(1,33)	1:A:55:SER:H	2:B:84:GLN:H	11	1.89
(1,33)	1:A:55:SER:H	2:B:84:GLN:HA	11	1.89
(1,33)	1:A:55:SER:H	2:B:84:GLN:HB2	11	1.89
(1,33)	1:A:55:SER:H	2:B:84:GLN:HB3	11	1.89
(1,33)	1:A:55:SER:H	2:B:84:GLN:HE21	11	1.89
(1,33)	1:A:55:SER:H	2:B:84:GLN:HE22	11	1.89
(1,33)	1:A:55:SER:H	2:B:84:GLN:HG2	11	1.89
(1,33)	1:A:55:SER:H	2:B:84:GLN:HG3	11	1.89
(1,33)	1:A:55:SER:H	2:B:84:GLN:N	11	1.89
(1,33)	1:A:55:SER:H	2:B:84:GLN:NE2	11	1.89
(1,33)	1:A:55:SER:H	2:B:84:GLN:O	11	1.89
(1,33)	1:A:55:SER:H	2:B:84:GLN:OE1	11	1.89
(1,33)	1:A:55:SER:H	2:B:97:THR:C	11	1.89
(1,33)	1:A:55:SER:H	2:B:97:THR:CA	11	1.89
(1,33)	1:A:55:SER:H	2:B:97:THR:CB	11	1.89
(1,33)	1:A:55:SER:H	2:B:97:THR:CG2	11	1.89
(1,33)	1:A:55:SER:H	2:B:97:THR:H	11	1.89
(1,33)	1:A:55:SER:H	2:B:97:THR:HA	11	1.89
(1,33)	1:A:55:SER:H	2:B:97:THR:HB	11	1.89
(1,33)	1:A:55:SER:H	2:B:97:THR:HG1	11	1.89
(1,33)	1:A:55:SER:H	2:B:97:THR:HG21	11	1.89
(1,33)	1:A:55:SER:H	2:B:97:THR:HG22	11	1.89
(1,33)	1:A:55:SER:H	2:B:97:THR:HG23	11	1.89
(1,33)	1:A:55:SER:H	2:B:97:THR:N	11	1.89
(1,33)	1:A:55:SER:H	2:B:97:THR:O	11	1.89
(1,33)	1:A:55:SER:H	2:B:97:THR:OG1	11	1.89
(1,33)	1:A:55:SER:H	2:B:99:HIS:C	11	1.89
(1,33)	1:A:55:SER:H	2:B:99:HIS:CA	11	1.89

*Continued on next page...*



*Continued from previous page...*

Key	Atom-1	Atom-2	Model ID	Violation (Å)
(1,33)	1:A:55:SER:H	2:B:99:HIS:CB	11	1.89
(1,33)	1:A:55:SER:H	2:B:99:HIS:CD2	11	1.89
(1,33)	1:A:55:SER:H	2:B:99:HIS:CE1	11	1.89
(1,33)	1:A:55:SER:H	2:B:99:HIS:CG	11	1.89
(1,33)	1:A:55:SER:H	2:B:99:HIS:H	11	1.89
(1,33)	1:A:55:SER:H	2:B:99:HIS:HA	11	1.89
(1,33)	1:A:55:SER:H	2:B:99:HIS:HB2	11	1.89
(1,33)	1:A:55:SER:H	2:B:99:HIS:HB3	11	1.89
(1,33)	1:A:55:SER:H	2:B:99:HIS:HD1	11	1.89
(1,33)	1:A:55:SER:H	2:B:99:HIS:HD2	11	1.89
(1,33)	1:A:55:SER:H	2:B:99:HIS:HE1	11	1.89
(1,33)	1:A:55:SER:H	2:B:99:HIS:HE2	11	1.89
(1,33)	1:A:55:SER:H	2:B:99:HIS:N	11	1.89
(1,33)	1:A:55:SER:H	2:B:99:HIS:ND1	11	1.89
(1,33)	1:A:55:SER:H	2:B:99:HIS:NE2	11	1.89
(1,33)	1:A:55:SER:H	2:B:99:HIS:O	11	1.89
(1,33)	1:A:55:SER:H	2:B:101:VAL:C	11	1.89
(1,33)	1:A:55:SER:H	2:B:101:VAL:CA	11	1.89
(1,33)	1:A:55:SER:H	2:B:101:VAL:CB	11	1.89
(1,33)	1:A:55:SER:H	2:B:101:VAL:CG1	11	1.89
(1,33)	1:A:55:SER:H	2:B:101:VAL:CG2	11	1.89
(1,33)	1:A:55:SER:H	2:B:101:VAL:H	11	1.89
(1,33)	1:A:55:SER:H	2:B:101:VAL:HA	11	1.89
(1,33)	1:A:55:SER:H	2:B:101:VAL:HB	11	1.89
(1,33)	1:A:55:SER:H	2:B:101:VAL:HG11	11	1.89
(1,33)	1:A:55:SER:H	2:B:101:VAL:HG12	11	1.89
(1,33)	1:A:55:SER:H	2:B:101:VAL:HG13	11	1.89
(1,33)	1:A:55:SER:H	2:B:101:VAL:HG21	11	1.89
(1,33)	1:A:55:SER:H	2:B:101:VAL:HG22	11	1.89
(1,33)	1:A:55:SER:H	2:B:101:VAL:HG23	11	1.89
(1,33)	1:A:55:SER:H	2:B:101:VAL:N	11	1.89
(1,33)	1:A:55:SER:H	2:B:101:VAL:O	11	1.89
(1,33)	1:A:55:SER:HA	2:B:75:ILE:C	11	1.89
(1,33)	1:A:55:SER:HA	2:B:75:ILE:CA	11	1.89
(1,33)	1:A:55:SER:HA	2:B:75:ILE:CB	11	1.89
(1,33)	1:A:55:SER:HA	2:B:75:ILE:CD1	11	1.89
(1,33)	1:A:55:SER:HA	2:B:75:ILE:CG1	11	1.89
(1,33)	1:A:55:SER:HA	2:B:75:ILE:CG2	11	1.89
(1,33)	1:A:55:SER:HA	2:B:75:ILE:H	11	1.89
(1,33)	1:A:55:SER:HA	2:B:75:ILE:HA	11	1.89
(1,33)	1:A:55:SER:HA	2:B:75:ILE:HB	11	1.89
(1,33)	1:A:55:SER:HA	2:B:75:ILE:HD11	11	1.89

*Continued on next page...*

*Continued from previous page...*

Key	Atom-1	Atom-2	Model ID	Violation (Å)
(1,33)	1:A:55:SER:HA	2:B:75:ILE:HD12	11	1.89
(1,33)	1:A:55:SER:HA	2:B:75:ILE:HD13	11	1.89
(1,33)	1:A:55:SER:HA	2:B:75:ILE:HG12	11	1.89
(1,33)	1:A:55:SER:HA	2:B:75:ILE:HG13	11	1.89
(1,33)	1:A:55:SER:HA	2:B:75:ILE:HG21	11	1.89
(1,33)	1:A:55:SER:HA	2:B:75:ILE:HG22	11	1.89
(1,33)	1:A:55:SER:HA	2:B:75:ILE:HG23	11	1.89
(1,33)	1:A:55:SER:HA	2:B:75:ILE:N	11	1.89
(1,33)	1:A:55:SER:HA	2:B:75:ILE:O	11	1.89
(1,33)	1:A:55:SER:HA	2:B:77:ALA:C	11	1.89
(1,33)	1:A:55:SER:HA	2:B:77:ALA:CA	11	1.89
(1,33)	1:A:55:SER:HA	2:B:77:ALA:CB	11	1.89
(1,33)	1:A:55:SER:HA	2:B:77:ALA:H	11	1.89
(1,33)	1:A:55:SER:HA	2:B:77:ALA:HA	11	1.89
(1,33)	1:A:55:SER:HA	2:B:77:ALA:HB1	11	1.89
(1,33)	1:A:55:SER:HA	2:B:77:ALA:HB2	11	1.89
(1,33)	1:A:55:SER:HA	2:B:77:ALA:HB3	11	1.89
(1,33)	1:A:55:SER:HA	2:B:77:ALA:N	11	1.89
(1,33)	1:A:55:SER:HA	2:B:77:ALA:O	11	1.89
(1,33)	1:A:55:SER:HA	2:B:78:GLY:C	11	1.89
(1,33)	1:A:55:SER:HA	2:B:78:GLY:CA	11	1.89
(1,33)	1:A:55:SER:HA	2:B:78:GLY:H	11	1.89
(1,33)	1:A:55:SER:HA	2:B:78:GLY:HA2	11	1.89
(1,33)	1:A:55:SER:HA	2:B:78:GLY:HA3	11	1.89
(1,33)	1:A:55:SER:HA	2:B:78:GLY:N	11	1.89
(1,33)	1:A:55:SER:HA	2:B:78:GLY:O	11	1.89
(1,33)	1:A:55:SER:HA	2:B:79:LYS:C	11	1.89
(1,33)	1:A:55:SER:HA	2:B:79:LYS:CA	11	1.89
(1,33)	1:A:55:SER:HA	2:B:79:LYS:CB	11	1.89
(1,33)	1:A:55:SER:HA	2:B:79:LYS:CD	11	1.89
(1,33)	1:A:55:SER:HA	2:B:79:LYS:CE	11	1.89
(1,33)	1:A:55:SER:HA	2:B:79:LYS:CG	11	1.89
(1,33)	1:A:55:SER:HA	2:B:79:LYS:H	11	1.89
(1,33)	1:A:55:SER:HA	2:B:79:LYS:HA	11	1.89
(1,33)	1:A:55:SER:HA	2:B:79:LYS:HB2	11	1.89
(1,33)	1:A:55:SER:HA	2:B:79:LYS:HB3	11	1.89
(1,33)	1:A:55:SER:HA	2:B:79:LYS:HD2	11	1.89
(1,33)	1:A:55:SER:HA	2:B:79:LYS:HD3	11	1.89
(1,33)	1:A:55:SER:HA	2:B:79:LYS:HE2	11	1.89
(1,33)	1:A:55:SER:HA	2:B:79:LYS:HE3	11	1.89
(1,33)	1:A:55:SER:HA	2:B:79:LYS:HG2	11	1.89
(1,33)	1:A:55:SER:HA	2:B:79:LYS:HG3	11	1.89

*Continued on next page...*

*Continued from previous page...*

Key	Atom-1	Atom-2	Model ID	Violation (Å)
(1,33)	1:A:55:SER:HA	2:B:79:LYS:HZ1	11	1.89
(1,33)	1:A:55:SER:HA	2:B:79:LYS:HZ2	11	1.89
(1,33)	1:A:55:SER:HA	2:B:79:LYS:HZ3	11	1.89
(1,33)	1:A:55:SER:HA	2:B:79:LYS:N	11	1.89
(1,33)	1:A:55:SER:HA	2:B:79:LYS:NZ	11	1.89
(1,33)	1:A:55:SER:HA	2:B:79:LYS:O	11	1.89
(1,33)	1:A:55:SER:HA	2:B:80:ILE:C	11	1.89
(1,33)	1:A:55:SER:HA	2:B:80:ILE:CA	11	1.89
(1,33)	1:A:55:SER:HA	2:B:80:ILE:CB	11	1.89
(1,33)	1:A:55:SER:HA	2:B:80:ILE:CD1	11	1.89
(1,33)	1:A:55:SER:HA	2:B:80:ILE:CG1	11	1.89
(1,33)	1:A:55:SER:HA	2:B:80:ILE:CG2	11	1.89
(1,33)	1:A:55:SER:HA	2:B:80:ILE:H	11	1.89
(1,33)	1:A:55:SER:HA	2:B:80:ILE:HA	11	1.89
(1,33)	1:A:55:SER:HA	2:B:80:ILE:HB	11	1.89
(1,33)	1:A:55:SER:HA	2:B:80:ILE:HD11	11	1.89
(1,33)	1:A:55:SER:HA	2:B:80:ILE:HD12	11	1.89
(1,33)	1:A:55:SER:HA	2:B:80:ILE:HD13	11	1.89
(1,33)	1:A:55:SER:HA	2:B:80:ILE:HG12	11	1.89
(1,33)	1:A:55:SER:HA	2:B:80:ILE:HG13	11	1.89
(1,33)	1:A:55:SER:HA	2:B:80:ILE:HG21	11	1.89
(1,33)	1:A:55:SER:HA	2:B:80:ILE:HG22	11	1.89
(1,33)	1:A:55:SER:HA	2:B:80:ILE:HG23	11	1.89
(1,33)	1:A:55:SER:HA	2:B:80:ILE:N	11	1.89
(1,33)	1:A:55:SER:HA	2:B:80:ILE:O	11	1.89
(1,33)	1:A:55:SER:HA	2:B:84:GLN:C	11	1.89
(1,33)	1:A:55:SER:HA	2:B:84:GLN:CA	11	1.89
(1,33)	1:A:55:SER:HA	2:B:84:GLN:CB	11	1.89
(1,33)	1:A:55:SER:HA	2:B:84:GLN:CD	11	1.89
(1,33)	1:A:55:SER:HA	2:B:84:GLN:CG	11	1.89
(1,33)	1:A:55:SER:HA	2:B:84:GLN:H	11	1.89
(1,33)	1:A:55:SER:HA	2:B:84:GLN:HA	11	1.89
(1,33)	1:A:55:SER:HA	2:B:84:GLN:HB2	11	1.89
(1,33)	1:A:55:SER:HA	2:B:84:GLN:HB3	11	1.89
(1,33)	1:A:55:SER:HA	2:B:84:GLN:HE21	11	1.89
(1,33)	1:A:55:SER:HA	2:B:84:GLN:HE22	11	1.89
(1,33)	1:A:55:SER:HA	2:B:84:GLN:HG2	11	1.89
(1,33)	1:A:55:SER:HA	2:B:84:GLN:HG3	11	1.89
(1,33)	1:A:55:SER:HA	2:B:84:GLN:N	11	1.89
(1,33)	1:A:55:SER:HA	2:B:84:GLN:NE2	11	1.89
(1,33)	1:A:55:SER:HA	2:B:84:GLN:O	11	1.89
(1,33)	1:A:55:SER:HA	2:B:84:GLN:OE1	11	1.89

*Continued on next page...*

*Continued from previous page...*

Key	Atom-1	Atom-2	Model ID	Violation (Å)
(1,33)	1:A:55:SER:HA	2:B:97:THR:C	11	1.89
(1,33)	1:A:55:SER:HA	2:B:97:THR:CA	11	1.89
(1,33)	1:A:55:SER:HA	2:B:97:THR:CB	11	1.89
(1,33)	1:A:55:SER:HA	2:B:97:THR:CG2	11	1.89
(1,33)	1:A:55:SER:HA	2:B:97:THR:H	11	1.89
(1,33)	1:A:55:SER:HA	2:B:97:THR:HA	11	1.89
(1,33)	1:A:55:SER:HA	2:B:97:THR:HB	11	1.89
(1,33)	1:A:55:SER:HA	2:B:97:THR:HG1	11	1.89
(1,33)	1:A:55:SER:HA	2:B:97:THR:HG21	11	1.89
(1,33)	1:A:55:SER:HA	2:B:97:THR:HG22	11	1.89
(1,33)	1:A:55:SER:HA	2:B:97:THR:HG23	11	1.89
(1,33)	1:A:55:SER:HA	2:B:97:THR:N	11	1.89
(1,33)	1:A:55:SER:HA	2:B:97:THR:O	11	1.89
(1,33)	1:A:55:SER:HA	2:B:97:THR:OG1	11	1.89
(1,33)	1:A:55:SER:HA	2:B:99:HIS:C	11	1.89
(1,33)	1:A:55:SER:HA	2:B:99:HIS:CA	11	1.89
(1,33)	1:A:55:SER:HA	2:B:99:HIS:CB	11	1.89
(1,33)	1:A:55:SER:HA	2:B:99:HIS:CD2	11	1.89
(1,33)	1:A:55:SER:HA	2:B:99:HIS:CE1	11	1.89
(1,33)	1:A:55:SER:HA	2:B:99:HIS:CG	11	1.89
(1,33)	1:A:55:SER:HA	2:B:99:HIS:H	11	1.89
(1,33)	1:A:55:SER:HA	2:B:99:HIS:HA	11	1.89
(1,33)	1:A:55:SER:HA	2:B:99:HIS:HB2	11	1.89
(1,33)	1:A:55:SER:HA	2:B:99:HIS:HB3	11	1.89
(1,33)	1:A:55:SER:HA	2:B:99:HIS:HD1	11	1.89
(1,33)	1:A:55:SER:HA	2:B:99:HIS:HD2	11	1.89
(1,33)	1:A:55:SER:HA	2:B:99:HIS:HE1	11	1.89
(1,33)	1:A:55:SER:HA	2:B:99:HIS:HE2	11	1.89
(1,33)	1:A:55:SER:HA	2:B:99:HIS:N	11	1.89
(1,33)	1:A:55:SER:HA	2:B:99:HIS:ND1	11	1.89
(1,33)	1:A:55:SER:HA	2:B:99:HIS:NE2	11	1.89
(1,33)	1:A:55:SER:HA	2:B:99:HIS:O	11	1.89
(1,33)	1:A:55:SER:HA	2:B:101:VAL:C	11	1.89
(1,33)	1:A:55:SER:HA	2:B:101:VAL:CA	11	1.89
(1,33)	1:A:55:SER:HA	2:B:101:VAL:CB	11	1.89
(1,33)	1:A:55:SER:HA	2:B:101:VAL:CG1	11	1.89
(1,33)	1:A:55:SER:HA	2:B:101:VAL:CG2	11	1.89
(1,33)	1:A:55:SER:HA	2:B:101:VAL:H	11	1.89
(1,33)	1:A:55:SER:HA	2:B:101:VAL:HA	11	1.89
(1,33)	1:A:55:SER:HA	2:B:101:VAL:HB	11	1.89
(1,33)	1:A:55:SER:HA	2:B:101:VAL:HG11	11	1.89
(1,33)	1:A:55:SER:HA	2:B:101:VAL:HG12	11	1.89

*Continued on next page...*

*Continued from previous page...*

Key	Atom-1	Atom-2	Model ID	Violation (Å)
(1,33)	1:A:55:SER:HA	2:B:101:VAL:HG13	11	1.89
(1,33)	1:A:55:SER:HA	2:B:101:VAL:HG21	11	1.89
(1,33)	1:A:55:SER:HA	2:B:101:VAL:HG22	11	1.89
(1,33)	1:A:55:SER:HA	2:B:101:VAL:HG23	11	1.89
(1,33)	1:A:55:SER:HA	2:B:101:VAL:N	11	1.89
(1,33)	1:A:55:SER:HA	2:B:101:VAL:O	11	1.89
(1,33)	1:A:55:SER:HB2	2:B:75:ILE:C	11	1.89
(1,33)	1:A:55:SER:HB2	2:B:75:ILE:CA	11	1.89
(1,33)	1:A:55:SER:HB2	2:B:75:ILE:CB	11	1.89
(1,33)	1:A:55:SER:HB2	2:B:75:ILE:CD1	11	1.89
(1,33)	1:A:55:SER:HB2	2:B:75:ILE:CG1	11	1.89
(1,33)	1:A:55:SER:HB2	2:B:75:ILE:CG2	11	1.89
(1,33)	1:A:55:SER:HB2	2:B:75:ILE:H	11	1.89
(1,33)	1:A:55:SER:HB2	2:B:75:ILE:HA	11	1.89
(1,33)	1:A:55:SER:HB2	2:B:75:ILE:HB	11	1.89
(1,33)	1:A:55:SER:HB2	2:B:75:ILE:HD11	11	1.89
(1,33)	1:A:55:SER:HB2	2:B:75:ILE:HD12	11	1.89
(1,33)	1:A:55:SER:HB2	2:B:75:ILE:HD13	11	1.89
(1,33)	1:A:55:SER:HB2	2:B:75:ILE:HG12	11	1.89
(1,33)	1:A:55:SER:HB2	2:B:75:ILE:HG13	11	1.89
(1,33)	1:A:55:SER:HB2	2:B:75:ILE:HG21	11	1.89
(1,33)	1:A:55:SER:HB2	2:B:75:ILE:HG22	11	1.89
(1,33)	1:A:55:SER:HB2	2:B:75:ILE:HG23	11	1.89
(1,33)	1:A:55:SER:HB2	2:B:75:ILE:N	11	1.89
(1,33)	1:A:55:SER:HB2	2:B:75:ILE:O	11	1.89
(1,33)	1:A:55:SER:HB2	2:B:77:ALA:C	11	1.89
(1,33)	1:A:55:SER:HB2	2:B:77:ALA:CA	11	1.89
(1,33)	1:A:55:SER:HB2	2:B:77:ALA:CB	11	1.89
(1,33)	1:A:55:SER:HB2	2:B:77:ALA:H	11	1.89
(1,33)	1:A:55:SER:HB2	2:B:77:ALA:HA	11	1.89
(1,33)	1:A:55:SER:HB2	2:B:77:ALA:HB1	11	1.89
(1,33)	1:A:55:SER:HB2	2:B:77:ALA:HB2	11	1.89
(1,33)	1:A:55:SER:HB2	2:B:77:ALA:HB3	11	1.89
(1,33)	1:A:55:SER:HB2	2:B:77:ALA:N	11	1.89
(1,33)	1:A:55:SER:HB2	2:B:77:ALA:O	11	1.89
(1,33)	1:A:55:SER:HB2	2:B:78:GLY:C	11	1.89
(1,33)	1:A:55:SER:HB2	2:B:78:GLY:CA	11	1.89
(1,33)	1:A:55:SER:HB2	2:B:78:GLY:H	11	1.89
(1,33)	1:A:55:SER:HB2	2:B:78:GLY:HA2	11	1.89
(1,33)	1:A:55:SER:HB2	2:B:78:GLY:HA3	11	1.89
(1,33)	1:A:55:SER:HB2	2:B:78:GLY:N	11	1.89
(1,33)	1:A:55:SER:HB2	2:B:78:GLY:O	11	1.89

*Continued on next page...*

*Continued from previous page...*

Key	Atom-1	Atom-2	Model ID	Violation (Å)
(1,33)	1:A:55:SER:HB2	2:B:79:LYS:C	11	1.89
(1,33)	1:A:55:SER:HB2	2:B:79:LYS:CA	11	1.89
(1,33)	1:A:55:SER:HB2	2:B:79:LYS:CB	11	1.89
(1,33)	1:A:55:SER:HB2	2:B:79:LYS:CD	11	1.89
(1,33)	1:A:55:SER:HB2	2:B:79:LYS:CE	11	1.89
(1,33)	1:A:55:SER:HB2	2:B:79:LYS:CG	11	1.89
(1,33)	1:A:55:SER:HB2	2:B:79:LYS:H	11	1.89
(1,33)	1:A:55:SER:HB2	2:B:79:LYS:HA	11	1.89
(1,33)	1:A:55:SER:HB2	2:B:79:LYS:HB2	11	1.89
(1,33)	1:A:55:SER:HB2	2:B:79:LYS:HB3	11	1.89
(1,33)	1:A:55:SER:HB2	2:B:79:LYS:HD2	11	1.89
(1,33)	1:A:55:SER:HB2	2:B:79:LYS:HD3	11	1.89
(1,33)	1:A:55:SER:HB2	2:B:79:LYS:HE2	11	1.89
(1,33)	1:A:55:SER:HB2	2:B:79:LYS:HE3	11	1.89
(1,33)	1:A:55:SER:HB2	2:B:79:LYS:HG2	11	1.89
(1,33)	1:A:55:SER:HB2	2:B:79:LYS:HG3	11	1.89
(1,33)	1:A:55:SER:HB2	2:B:79:LYS:HZ1	11	1.89
(1,33)	1:A:55:SER:HB2	2:B:79:LYS:HZ2	11	1.89
(1,33)	1:A:55:SER:HB2	2:B:79:LYS:HZ3	11	1.89
(1,33)	1:A:55:SER:HB2	2:B:79:LYS:N	11	1.89
(1,33)	1:A:55:SER:HB2	2:B:79:LYS:NZ	11	1.89
(1,33)	1:A:55:SER:HB2	2:B:79:LYS:O	11	1.89
(1,33)	1:A:55:SER:HB2	2:B:80:ILE:C	11	1.89
(1,33)	1:A:55:SER:HB2	2:B:80:ILE:CA	11	1.89
(1,33)	1:A:55:SER:HB2	2:B:80:ILE:CB	11	1.89
(1,33)	1:A:55:SER:HB2	2:B:80:ILE:CD1	11	1.89
(1,33)	1:A:55:SER:HB2	2:B:80:ILE:CG1	11	1.89
(1,33)	1:A:55:SER:HB2	2:B:80:ILE:CG2	11	1.89
(1,33)	1:A:55:SER:HB2	2:B:80:ILE:H	11	1.89
(1,33)	1:A:55:SER:HB2	2:B:80:ILE:HA	11	1.89
(1,33)	1:A:55:SER:HB2	2:B:80:ILE:HB	11	1.89
(1,33)	1:A:55:SER:HB2	2:B:80:ILE:HD11	11	1.89
(1,33)	1:A:55:SER:HB2	2:B:80:ILE:HD12	11	1.89
(1,33)	1:A:55:SER:HB2	2:B:80:ILE:HD13	11	1.89
(1,33)	1:A:55:SER:HB2	2:B:80:ILE:HG12	11	1.89
(1,33)	1:A:55:SER:HB2	2:B:80:ILE:HG13	11	1.89
(1,33)	1:A:55:SER:HB2	2:B:80:ILE:HG21	11	1.89
(1,33)	1:A:55:SER:HB2	2:B:80:ILE:HG22	11	1.89
(1,33)	1:A:55:SER:HB2	2:B:80:ILE:HG23	11	1.89
(1,33)	1:A:55:SER:HB2	2:B:80:ILE:N	11	1.89
(1,33)	1:A:55:SER:HB2	2:B:80:ILE:O	11	1.89
(1,33)	1:A:55:SER:HB2	2:B:84:GLN:C	11	1.89

*Continued on next page...*

*Continued from previous page...*

Key	Atom-1	Atom-2	Model ID	Violation (Å)
(1,33)	1:A:55:SER:HB2	2:B:84:GLN:CA	11	1.89
(1,33)	1:A:55:SER:HB2	2:B:84:GLN:CB	11	1.89
(1,33)	1:A:55:SER:HB2	2:B:84:GLN:CD	11	1.89
(1,33)	1:A:55:SER:HB2	2:B:84:GLN:CG	11	1.89
(1,33)	1:A:55:SER:HB2	2:B:84:GLN:H	11	1.89
(1,33)	1:A:55:SER:HB2	2:B:84:GLN:HA	11	1.89
(1,33)	1:A:55:SER:HB2	2:B:84:GLN:HB2	11	1.89
(1,33)	1:A:55:SER:HB2	2:B:84:GLN:HB3	11	1.89
(1,33)	1:A:55:SER:HB2	2:B:84:GLN:HE21	11	1.89
(1,33)	1:A:55:SER:HB2	2:B:84:GLN:HE22	11	1.89
(1,33)	1:A:55:SER:HB2	2:B:84:GLN:HG2	11	1.89
(1,33)	1:A:55:SER:HB2	2:B:84:GLN:HG3	11	1.89
(1,33)	1:A:55:SER:HB2	2:B:84:GLN:N	11	1.89
(1,33)	1:A:55:SER:HB2	2:B:84:GLN:NE2	11	1.89
(1,33)	1:A:55:SER:HB2	2:B:84:GLN:O	11	1.89
(1,33)	1:A:55:SER:HB2	2:B:84:GLN:OE1	11	1.89
(1,33)	1:A:55:SER:HB2	2:B:97:THR:C	11	1.89
(1,33)	1:A:55:SER:HB2	2:B:97:THR:CA	11	1.89
(1,33)	1:A:55:SER:HB2	2:B:97:THR:CB	11	1.89
(1,33)	1:A:55:SER:HB2	2:B:97:THR:CG2	11	1.89
(1,33)	1:A:55:SER:HB2	2:B:97:THR:H	11	1.89
(1,33)	1:A:55:SER:HB2	2:B:97:THR:HA	11	1.89
(1,33)	1:A:55:SER:HB2	2:B:97:THR:HB	11	1.89
(1,33)	1:A:55:SER:HB2	2:B:97:THR:HG1	11	1.89
(1,33)	1:A:55:SER:HB2	2:B:97:THR:HG21	11	1.89
(1,33)	1:A:55:SER:HB2	2:B:97:THR:HG22	11	1.89
(1,33)	1:A:55:SER:HB2	2:B:97:THR:HG23	11	1.89
(1,33)	1:A:55:SER:HB2	2:B:97:THR:N	11	1.89
(1,33)	1:A:55:SER:HB2	2:B:97:THR:O	11	1.89
(1,33)	1:A:55:SER:HB2	2:B:97:THR:OG1	11	1.89
(1,33)	1:A:55:SER:HB2	2:B:99:HIS:C	11	1.89
(1,33)	1:A:55:SER:HB2	2:B:99:HIS:CA	11	1.89
(1,33)	1:A:55:SER:HB2	2:B:99:HIS:CB	11	1.89
(1,33)	1:A:55:SER:HB2	2:B:99:HIS:CD2	11	1.89
(1,33)	1:A:55:SER:HB2	2:B:99:HIS:CE1	11	1.89
(1,33)	1:A:55:SER:HB2	2:B:99:HIS:CG	11	1.89
(1,33)	1:A:55:SER:HB2	2:B:99:HIS:H	11	1.89
(1,33)	1:A:55:SER:HB2	2:B:99:HIS:HA	11	1.89
(1,33)	1:A:55:SER:HB2	2:B:99:HIS:HB2	11	1.89
(1,33)	1:A:55:SER:HB2	2:B:99:HIS:HB3	11	1.89
(1,33)	1:A:55:SER:HB2	2:B:99:HIS:HD1	11	1.89
(1,33)	1:A:55:SER:HB2	2:B:99:HIS:HD2	11	1.89

*Continued on next page...*

*Continued from previous page...*

Key	Atom-1	Atom-2	Model ID	Violation (Å)
(1,33)	1:A:55:SER:HB2	2:B:99:HIS:HE1	11	1.89
(1,33)	1:A:55:SER:HB2	2:B:99:HIS:HE2	11	1.89
(1,33)	1:A:55:SER:HB2	2:B:99:HIS:N	11	1.89
(1,33)	1:A:55:SER:HB2	2:B:99:HIS:ND1	11	1.89
(1,33)	1:A:55:SER:HB2	2:B:99:HIS:NE2	11	1.89
(1,33)	1:A:55:SER:HB2	2:B:99:HIS:O	11	1.89
(1,33)	1:A:55:SER:HB2	2:B:101:VAL:C	11	1.89
(1,33)	1:A:55:SER:HB2	2:B:101:VAL:CA	11	1.89
(1,33)	1:A:55:SER:HB2	2:B:101:VAL:CB	11	1.89
(1,33)	1:A:55:SER:HB2	2:B:101:VAL:CG1	11	1.89
(1,33)	1:A:55:SER:HB2	2:B:101:VAL:CG2	11	1.89
(1,33)	1:A:55:SER:HB2	2:B:101:VAL:H	11	1.89
(1,33)	1:A:55:SER:HB2	2:B:101:VAL:HA	11	1.89
(1,33)	1:A:55:SER:HB2	2:B:101:VAL:HB	11	1.89
(1,33)	1:A:55:SER:HB2	2:B:101:VAL:HG11	11	1.89
(1,33)	1:A:55:SER:HB2	2:B:101:VAL:HG12	11	1.89
(1,33)	1:A:55:SER:HB2	2:B:101:VAL:HG13	11	1.89
(1,33)	1:A:55:SER:HB2	2:B:101:VAL:HG21	11	1.89
(1,33)	1:A:55:SER:HB2	2:B:101:VAL:HG22	11	1.89
(1,33)	1:A:55:SER:HB2	2:B:101:VAL:HG23	11	1.89
(1,33)	1:A:55:SER:HB2	2:B:101:VAL:N	11	1.89
(1,33)	1:A:55:SER:HB2	2:B:101:VAL:O	11	1.89
(1,33)	1:A:55:SER:HB3	2:B:75:ILE:C	11	1.89
(1,33)	1:A:55:SER:HB3	2:B:75:ILE:CA	11	1.89
(1,33)	1:A:55:SER:HB3	2:B:75:ILE:CB	11	1.89
(1,33)	1:A:55:SER:HB3	2:B:75:ILE:CD1	11	1.89
(1,33)	1:A:55:SER:HB3	2:B:75:ILE:CG1	11	1.89
(1,33)	1:A:55:SER:HB3	2:B:75:ILE:CG2	11	1.89
(1,33)	1:A:55:SER:HB3	2:B:75:ILE:H	11	1.89
(1,33)	1:A:55:SER:HB3	2:B:75:ILE:HA	11	1.89
(1,33)	1:A:55:SER:HB3	2:B:75:ILE:HB	11	1.89
(1,33)	1:A:55:SER:HB3	2:B:75:ILE:HD11	11	1.89
(1,33)	1:A:55:SER:HB3	2:B:75:ILE:HD12	11	1.89
(1,33)	1:A:55:SER:HB3	2:B:75:ILE:HD13	11	1.89
(1,33)	1:A:55:SER:HB3	2:B:75:ILE:HG12	11	1.89
(1,33)	1:A:55:SER:HB3	2:B:75:ILE:HG13	11	1.89
(1,33)	1:A:55:SER:HB3	2:B:75:ILE:HG21	11	1.89
(1,33)	1:A:55:SER:HB3	2:B:75:ILE:HG22	11	1.89
(1,33)	1:A:55:SER:HB3	2:B:75:ILE:HG23	11	1.89
(1,33)	1:A:55:SER:HB3	2:B:75:ILE:N	11	1.89
(1,33)	1:A:55:SER:HB3	2:B:75:ILE:O	11	1.89
(1,33)	1:A:55:SER:HB3	2:B:77:ALA:C	11	1.89

*Continued on next page...*



*Continued from previous page...*

Key	Atom-1	Atom-2	Model ID	Violation (Å)
(1,33)	1:A:55:SER:HB3	2:B:77:ALA:CA	11	1.89
(1,33)	1:A:55:SER:HB3	2:B:77:ALA:CB	11	1.89
(1,33)	1:A:55:SER:HB3	2:B:77:ALA:H	11	1.89
(1,33)	1:A:55:SER:HB3	2:B:77:ALA:HA	11	1.89
(1,33)	1:A:55:SER:HB3	2:B:77:ALA:HB1	11	1.89
(1,33)	1:A:55:SER:HB3	2:B:77:ALA:HB2	11	1.89
(1,33)	1:A:55:SER:HB3	2:B:77:ALA:HB3	11	1.89
(1,33)	1:A:55:SER:HB3	2:B:77:ALA:N	11	1.89
(1,33)	1:A:55:SER:HB3	2:B:77:ALA:O	11	1.89
(1,33)	1:A:55:SER:HB3	2:B:78:GLY:C	11	1.89
(1,33)	1:A:55:SER:HB3	2:B:78:GLY:CA	11	1.89
(1,33)	1:A:55:SER:HB3	2:B:78:GLY:H	11	1.89
(1,33)	1:A:55:SER:HB3	2:B:78:GLY:HA2	11	1.89
(1,33)	1:A:55:SER:HB3	2:B:78:GLY:HA3	11	1.89
(1,33)	1:A:55:SER:HB3	2:B:78:GLY:N	11	1.89
(1,33)	1:A:55:SER:HB3	2:B:78:GLY:O	11	1.89
(1,33)	1:A:55:SER:HB3	2:B:79:LYS:C	11	1.89
(1,33)	1:A:55:SER:HB3	2:B:79:LYS:CA	11	1.89
(1,33)	1:A:55:SER:HB3	2:B:79:LYS:CB	11	1.89
(1,33)	1:A:55:SER:HB3	2:B:79:LYS:CD	11	1.89
(1,33)	1:A:55:SER:HB3	2:B:79:LYS:CE	11	1.89
(1,33)	1:A:55:SER:HB3	2:B:79:LYS:CG	11	1.89
(1,33)	1:A:55:SER:HB3	2:B:79:LYS:H	11	1.89
(1,33)	1:A:55:SER:HB3	2:B:79:LYS:HA	11	1.89
(1,33)	1:A:55:SER:HB3	2:B:79:LYS:HB2	11	1.89
(1,33)	1:A:55:SER:HB3	2:B:79:LYS:HB3	11	1.89
(1,33)	1:A:55:SER:HB3	2:B:79:LYS:HD2	11	1.89
(1,33)	1:A:55:SER:HB3	2:B:79:LYS:HD3	11	1.89
(1,33)	1:A:55:SER:HB3	2:B:79:LYS:HE2	11	1.89
(1,33)	1:A:55:SER:HB3	2:B:79:LYS:HE3	11	1.89
(1,33)	1:A:55:SER:HB3	2:B:79:LYS:HG2	11	1.89
(1,33)	1:A:55:SER:HB3	2:B:79:LYS:HG3	11	1.89
(1,33)	1:A:55:SER:HB3	2:B:79:LYS:HZ1	11	1.89
(1,33)	1:A:55:SER:HB3	2:B:79:LYS:HZ2	11	1.89
(1,33)	1:A:55:SER:HB3	2:B:79:LYS:HZ3	11	1.89
(1,33)	1:A:55:SER:HB3	2:B:79:LYS:N	11	1.89
(1,33)	1:A:55:SER:HB3	2:B:79:LYS:NZ	11	1.89
(1,33)	1:A:55:SER:HB3	2:B:79:LYS:O	11	1.89
(1,33)	1:A:55:SER:HB3	2:B:80:ILE:C	11	1.89
(1,33)	1:A:55:SER:HB3	2:B:80:ILE:CA	11	1.89
(1,33)	1:A:55:SER:HB3	2:B:80:ILE:CB	11	1.89
(1,33)	1:A:55:SER:HB3	2:B:80:ILE:CD1	11	1.89

*Continued on next page...*

*Continued from previous page...*

Key	Atom-1	Atom-2	Model ID	Violation (Å)
(1,33)	1:A:55:SER:HB3	2:B:80:ILE:CG1	11	1.89
(1,33)	1:A:55:SER:HB3	2:B:80:ILE:CG2	11	1.89
(1,33)	1:A:55:SER:HB3	2:B:80:ILE:H	11	1.89
(1,33)	1:A:55:SER:HB3	2:B:80:ILE:HA	11	1.89
(1,33)	1:A:55:SER:HB3	2:B:80:ILE:HB	11	1.89
(1,33)	1:A:55:SER:HB3	2:B:80:ILE:HD11	11	1.89
(1,33)	1:A:55:SER:HB3	2:B:80:ILE:HD12	11	1.89
(1,33)	1:A:55:SER:HB3	2:B:80:ILE:HD13	11	1.89
(1,33)	1:A:55:SER:HB3	2:B:80:ILE:HG12	11	1.89
(1,33)	1:A:55:SER:HB3	2:B:80:ILE:HG13	11	1.89
(1,33)	1:A:55:SER:HB3	2:B:80:ILE:HG21	11	1.89
(1,33)	1:A:55:SER:HB3	2:B:80:ILE:HG22	11	1.89
(1,33)	1:A:55:SER:HB3	2:B:80:ILE:HG23	11	1.89
(1,33)	1:A:55:SER:HB3	2:B:80:ILE:N	11	1.89
(1,33)	1:A:55:SER:HB3	2:B:80:ILE:O	11	1.89
(1,33)	1:A:55:SER:HB3	2:B:84:GLN:C	11	1.89
(1,33)	1:A:55:SER:HB3	2:B:84:GLN:CA	11	1.89
(1,33)	1:A:55:SER:HB3	2:B:84:GLN:CB	11	1.89
(1,33)	1:A:55:SER:HB3	2:B:84:GLN:CD	11	1.89
(1,33)	1:A:55:SER:HB3	2:B:84:GLN:CG	11	1.89
(1,33)	1:A:55:SER:HB3	2:B:84:GLN:H	11	1.89
(1,33)	1:A:55:SER:HB3	2:B:84:GLN:HA	11	1.89
(1,33)	1:A:55:SER:HB3	2:B:84:GLN:HB2	11	1.89
(1,33)	1:A:55:SER:HB3	2:B:84:GLN:HB3	11	1.89
(1,33)	1:A:55:SER:HB3	2:B:84:GLN:HE21	11	1.89
(1,33)	1:A:55:SER:HB3	2:B:84:GLN:HE22	11	1.89
(1,33)	1:A:55:SER:HB3	2:B:84:GLN:HG2	11	1.89
(1,33)	1:A:55:SER:HB3	2:B:84:GLN:HG3	11	1.89
(1,33)	1:A:55:SER:HB3	2:B:84:GLN:N	11	1.89
(1,33)	1:A:55:SER:HB3	2:B:84:GLN:NE2	11	1.89
(1,33)	1:A:55:SER:HB3	2:B:84:GLN:O	11	1.89
(1,33)	1:A:55:SER:HB3	2:B:84:GLN:OE1	11	1.89
(1,33)	1:A:55:SER:HB3	2:B:97:THR:C	11	1.89
(1,33)	1:A:55:SER:HB3	2:B:97:THR:CA	11	1.89
(1,33)	1:A:55:SER:HB3	2:B:97:THR:CB	11	1.89
(1,33)	1:A:55:SER:HB3	2:B:97:THR:CG2	11	1.89
(1,33)	1:A:55:SER:HB3	2:B:97:THR:H	11	1.89
(1,33)	1:A:55:SER:HB3	2:B:97:THR:HA	11	1.89
(1,33)	1:A:55:SER:HB3	2:B:97:THR:HB	11	1.89
(1,33)	1:A:55:SER:HB3	2:B:97:THR:HG1	11	1.89
(1,33)	1:A:55:SER:HB3	2:B:97:THR:HG21	11	1.89
(1,33)	1:A:55:SER:HB3	2:B:97:THR:HG22	11	1.89

*Continued on next page...*

*Continued from previous page...*

Key	Atom-1	Atom-2	Model ID	Violation (Å)
(1,33)	1:A:55:SER:HB3	2:B:97:THR:HG23	11	1.89
(1,33)	1:A:55:SER:HB3	2:B:97:THR:N	11	1.89
(1,33)	1:A:55:SER:HB3	2:B:97:THR:O	11	1.89
(1,33)	1:A:55:SER:HB3	2:B:97:THR:OG1	11	1.89
(1,33)	1:A:55:SER:HB3	2:B:99:HIS:C	11	1.89
(1,33)	1:A:55:SER:HB3	2:B:99:HIS:CA	11	1.89
(1,33)	1:A:55:SER:HB3	2:B:99:HIS:CB	11	1.89
(1,33)	1:A:55:SER:HB3	2:B:99:HIS:CD2	11	1.89
(1,33)	1:A:55:SER:HB3	2:B:99:HIS:CE1	11	1.89
(1,33)	1:A:55:SER:HB3	2:B:99:HIS:CG	11	1.89
(1,33)	1:A:55:SER:HB3	2:B:99:HIS:H	11	1.89
(1,33)	1:A:55:SER:HB3	2:B:99:HIS:HA	11	1.89
(1,33)	1:A:55:SER:HB3	2:B:99:HIS:HB2	11	1.89
(1,33)	1:A:55:SER:HB3	2:B:99:HIS:HB3	11	1.89
(1,33)	1:A:55:SER:HB3	2:B:99:HIS:HD1	11	1.89
(1,33)	1:A:55:SER:HB3	2:B:99:HIS:HD2	11	1.89
(1,33)	1:A:55:SER:HB3	2:B:99:HIS:HE1	11	1.89
(1,33)	1:A:55:SER:HB3	2:B:99:HIS:HE2	11	1.89
(1,33)	1:A:55:SER:HB3	2:B:99:HIS:N	11	1.89
(1,33)	1:A:55:SER:HB3	2:B:99:HIS:ND1	11	1.89
(1,33)	1:A:55:SER:HB3	2:B:99:HIS:NE2	11	1.89
(1,33)	1:A:55:SER:HB3	2:B:99:HIS:O	11	1.89
(1,33)	1:A:55:SER:HB3	2:B:101:VAL:C	11	1.89
(1,33)	1:A:55:SER:HB3	2:B:101:VAL:CA	11	1.89
(1,33)	1:A:55:SER:HB3	2:B:101:VAL:CB	11	1.89
(1,33)	1:A:55:SER:HB3	2:B:101:VAL:CG1	11	1.89
(1,33)	1:A:55:SER:HB3	2:B:101:VAL:CG2	11	1.89
(1,33)	1:A:55:SER:HB3	2:B:101:VAL:H	11	1.89
(1,33)	1:A:55:SER:HB3	2:B:101:VAL:HA	11	1.89
(1,33)	1:A:55:SER:HB3	2:B:101:VAL:HB	11	1.89
(1,33)	1:A:55:SER:HB3	2:B:101:VAL:HG11	11	1.89
(1,33)	1:A:55:SER:HB3	2:B:101:VAL:HG12	11	1.89
(1,33)	1:A:55:SER:HB3	2:B:101:VAL:HG13	11	1.89
(1,33)	1:A:55:SER:HB3	2:B:101:VAL:HG21	11	1.89
(1,33)	1:A:55:SER:HB3	2:B:101:VAL:HG22	11	1.89
(1,33)	1:A:55:SER:HB3	2:B:101:VAL:HG23	11	1.89
(1,33)	1:A:55:SER:HB3	2:B:101:VAL:N	11	1.89
(1,33)	1:A:55:SER:HB3	2:B:101:VAL:O	11	1.89
(1,33)	1:A:55:SER:HG	2:B:75:ILE:C	11	1.89
(1,33)	1:A:55:SER:HG	2:B:75:ILE:CA	11	1.89
(1,33)	1:A:55:SER:HG	2:B:75:ILE:CB	11	1.89
(1,33)	1:A:55:SER:HG	2:B:75:ILE:CD1	11	1.89

*Continued on next page...*

*Continued from previous page...*

Key	Atom-1	Atom-2	Model ID	Violation (Å)
(1,33)	1:A:55:SER:HG	2:B:75:ILE:CG1	11	1.89
(1,33)	1:A:55:SER:HG	2:B:75:ILE:CG2	11	1.89
(1,33)	1:A:55:SER:HG	2:B:75:ILE:H	11	1.89
(1,33)	1:A:55:SER:HG	2:B:75:ILE:HA	11	1.89
(1,33)	1:A:55:SER:HG	2:B:75:ILE:HB	11	1.89
(1,33)	1:A:55:SER:HG	2:B:75:ILE:HD11	11	1.89
(1,33)	1:A:55:SER:HG	2:B:75:ILE:HD12	11	1.89
(1,33)	1:A:55:SER:HG	2:B:75:ILE:HD13	11	1.89
(1,33)	1:A:55:SER:HG	2:B:75:ILE:HG12	11	1.89
(1,33)	1:A:55:SER:HG	2:B:75:ILE:HG13	11	1.89
(1,33)	1:A:55:SER:HG	2:B:75:ILE:HG21	11	1.89
(1,33)	1:A:55:SER:HG	2:B:75:ILE:HG22	11	1.89
(1,33)	1:A:55:SER:HG	2:B:75:ILE:HG23	11	1.89
(1,33)	1:A:55:SER:HG	2:B:75:ILE:N	11	1.89
(1,33)	1:A:55:SER:HG	2:B:75:ILE:O	11	1.89
(1,33)	1:A:55:SER:HG	2:B:77:ALA:C	11	1.89
(1,33)	1:A:55:SER:HG	2:B:77:ALA:CA	11	1.89
(1,33)	1:A:55:SER:HG	2:B:77:ALA:CB	11	1.89
(1,33)	1:A:55:SER:HG	2:B:77:ALA:H	11	1.89
(1,33)	1:A:55:SER:HG	2:B:77:ALA:HA	11	1.89
(1,33)	1:A:55:SER:HG	2:B:77:ALA:HB1	11	1.89
(1,33)	1:A:55:SER:HG	2:B:77:ALA:HB2	11	1.89
(1,33)	1:A:55:SER:HG	2:B:77:ALA:HB3	11	1.89
(1,33)	1:A:55:SER:HG	2:B:77:ALA:N	11	1.89
(1,33)	1:A:55:SER:HG	2:B:77:ALA:O	11	1.89
(1,33)	1:A:55:SER:HG	2:B:78:GLY:C	11	1.89
(1,33)	1:A:55:SER:HG	2:B:78:GLY:CA	11	1.89
(1,33)	1:A:55:SER:HG	2:B:78:GLY:H	11	1.89
(1,33)	1:A:55:SER:HG	2:B:78:GLY:HA2	11	1.89
(1,33)	1:A:55:SER:HG	2:B:78:GLY:HA3	11	1.89
(1,33)	1:A:55:SER:HG	2:B:78:GLY:N	11	1.89
(1,33)	1:A:55:SER:HG	2:B:78:GLY:O	11	1.89
(1,33)	1:A:55:SER:HG	2:B:79:LYS:C	11	1.89
(1,33)	1:A:55:SER:HG	2:B:79:LYS:CA	11	1.89
(1,33)	1:A:55:SER:HG	2:B:79:LYS:CB	11	1.89
(1,33)	1:A:55:SER:HG	2:B:79:LYS:CD	11	1.89
(1,33)	1:A:55:SER:HG	2:B:79:LYS:CE	11	1.89
(1,33)	1:A:55:SER:HG	2:B:79:LYS:CG	11	1.89
(1,33)	1:A:55:SER:HG	2:B:79:LYS:H	11	1.89
(1,33)	1:A:55:SER:HG	2:B:79:LYS:HA	11	1.89
(1,33)	1:A:55:SER:HG	2:B:79:LYS:HB2	11	1.89
(1,33)	1:A:55:SER:HG	2:B:79:LYS:HB3	11	1.89

*Continued on next page...*

*Continued from previous page...*

Key	Atom-1	Atom-2	Model ID	Violation (Å)
(1,33)	1:A:55:SER:HG	2:B:79:LYS:HD2	11	1.89
(1,33)	1:A:55:SER:HG	2:B:79:LYS:HD3	11	1.89
(1,33)	1:A:55:SER:HG	2:B:79:LYS:HE2	11	1.89
(1,33)	1:A:55:SER:HG	2:B:79:LYS:HE3	11	1.89
(1,33)	1:A:55:SER:HG	2:B:79:LYS:HG2	11	1.89
(1,33)	1:A:55:SER:HG	2:B:79:LYS:HG3	11	1.89
(1,33)	1:A:55:SER:HG	2:B:79:LYS:HZ1	11	1.89
(1,33)	1:A:55:SER:HG	2:B:79:LYS:HZ2	11	1.89
(1,33)	1:A:55:SER:HG	2:B:79:LYS:HZ3	11	1.89
(1,33)	1:A:55:SER:HG	2:B:79:LYS:N	11	1.89
(1,33)	1:A:55:SER:HG	2:B:79:LYS:NZ	11	1.89
(1,33)	1:A:55:SER:HG	2:B:79:LYS:O	11	1.89
(1,33)	1:A:55:SER:HG	2:B:80:ILE:C	11	1.89
(1,33)	1:A:55:SER:HG	2:B:80:ILE:CA	11	1.89
(1,33)	1:A:55:SER:HG	2:B:80:ILE:CB	11	1.89
(1,33)	1:A:55:SER:HG	2:B:80:ILE:CD1	11	1.89
(1,33)	1:A:55:SER:HG	2:B:80:ILE:CG1	11	1.89
(1,33)	1:A:55:SER:HG	2:B:80:ILE:CG2	11	1.89
(1,33)	1:A:55:SER:HG	2:B:80:ILE:H	11	1.89
(1,33)	1:A:55:SER:HG	2:B:80:ILE:HA	11	1.89
(1,33)	1:A:55:SER:HG	2:B:80:ILE:HB	11	1.89
(1,33)	1:A:55:SER:HG	2:B:80:ILE:HD11	11	1.89
(1,33)	1:A:55:SER:HG	2:B:80:ILE:HD12	11	1.89
(1,33)	1:A:55:SER:HG	2:B:80:ILE:HD13	11	1.89
(1,33)	1:A:55:SER:HG	2:B:80:ILE:HG12	11	1.89
(1,33)	1:A:55:SER:HG	2:B:80:ILE:HG13	11	1.89
(1,33)	1:A:55:SER:HG	2:B:80:ILE:HG21	11	1.89
(1,33)	1:A:55:SER:HG	2:B:80:ILE:HG22	11	1.89
(1,33)	1:A:55:SER:HG	2:B:80:ILE:HG23	11	1.89
(1,33)	1:A:55:SER:HG	2:B:80:ILE:N	11	1.89
(1,33)	1:A:55:SER:HG	2:B:80:ILE:O	11	1.89
(1,33)	1:A:55:SER:HG	2:B:84:GLN:C	11	1.89
(1,33)	1:A:55:SER:HG	2:B:84:GLN:CA	11	1.89
(1,33)	1:A:55:SER:HG	2:B:84:GLN:CB	11	1.89
(1,33)	1:A:55:SER:HG	2:B:84:GLN:CD	11	1.89
(1,33)	1:A:55:SER:HG	2:B:84:GLN:CG	11	1.89
(1,33)	1:A:55:SER:HG	2:B:84:GLN:H	11	1.89
(1,33)	1:A:55:SER:HG	2:B:84:GLN:HA	11	1.89
(1,33)	1:A:55:SER:HG	2:B:84:GLN:HB2	11	1.89
(1,33)	1:A:55:SER:HG	2:B:84:GLN:HB3	11	1.89
(1,33)	1:A:55:SER:HG	2:B:84:GLN:HE21	11	1.89
(1,33)	1:A:55:SER:HG	2:B:84:GLN:HE22	11	1.89

*Continued on next page...*

*Continued from previous page...*

Key	Atom-1	Atom-2	Model ID	Violation (Å)
(1,33)	1:A:55:SER:HG	2:B:84:GLN:HG2	11	1.89
(1,33)	1:A:55:SER:HG	2:B:84:GLN:HG3	11	1.89
(1,33)	1:A:55:SER:HG	2:B:84:GLN:N	11	1.89
(1,33)	1:A:55:SER:HG	2:B:84:GLN:NE2	11	1.89
(1,33)	1:A:55:SER:HG	2:B:84:GLN:O	11	1.89
(1,33)	1:A:55:SER:HG	2:B:84:GLN:OE1	11	1.89
(1,33)	1:A:55:SER:HG	2:B:97:THR:C	11	1.89
(1,33)	1:A:55:SER:HG	2:B:97:THR:CA	11	1.89
(1,33)	1:A:55:SER:HG	2:B:97:THR:CB	11	1.89
(1,33)	1:A:55:SER:HG	2:B:97:THR:CG2	11	1.89
(1,33)	1:A:55:SER:HG	2:B:97:THR:H	11	1.89
(1,33)	1:A:55:SER:HG	2:B:97:THR:HA	11	1.89
(1,33)	1:A:55:SER:HG	2:B:97:THR:HB	11	1.89
(1,33)	1:A:55:SER:HG	2:B:97:THR:HG1	11	1.89
(1,33)	1:A:55:SER:HG	2:B:97:THR:HG21	11	1.89
(1,33)	1:A:55:SER:HG	2:B:97:THR:HG22	11	1.89
(1,33)	1:A:55:SER:HG	2:B:97:THR:HG23	11	1.89
(1,33)	1:A:55:SER:HG	2:B:97:THR:N	11	1.89
(1,33)	1:A:55:SER:HG	2:B:97:THR:O	11	1.89
(1,33)	1:A:55:SER:HG	2:B:97:THR:OG1	11	1.89
(1,33)	1:A:55:SER:HG	2:B:99:HIS:C	11	1.89
(1,33)	1:A:55:SER:HG	2:B:99:HIS:CA	11	1.89
(1,33)	1:A:55:SER:HG	2:B:99:HIS:CB	11	1.89
(1,33)	1:A:55:SER:HG	2:B:99:HIS:CD2	11	1.89
(1,33)	1:A:55:SER:HG	2:B:99:HIS:CE1	11	1.89
(1,33)	1:A:55:SER:HG	2:B:99:HIS:CG	11	1.89
(1,33)	1:A:55:SER:HG	2:B:99:HIS:H	11	1.89
(1,33)	1:A:55:SER:HG	2:B:99:HIS:HA	11	1.89
(1,33)	1:A:55:SER:HG	2:B:99:HIS:HB2	11	1.89
(1,33)	1:A:55:SER:HG	2:B:99:HIS:HB3	11	1.89
(1,33)	1:A:55:SER:HG	2:B:99:HIS:HD1	11	1.89
(1,33)	1:A:55:SER:HG	2:B:99:HIS:HD2	11	1.89
(1,33)	1:A:55:SER:HG	2:B:99:HIS:HE1	11	1.89
(1,33)	1:A:55:SER:HG	2:B:99:HIS:HE2	11	1.89
(1,33)	1:A:55:SER:HG	2:B:99:HIS:N	11	1.89
(1,33)	1:A:55:SER:HG	2:B:99:HIS:ND1	11	1.89
(1,33)	1:A:55:SER:HG	2:B:99:HIS:NE2	11	1.89
(1,33)	1:A:55:SER:HG	2:B:99:HIS:O	11	1.89
(1,33)	1:A:55:SER:HG	2:B:101:VAL:C	11	1.89
(1,33)	1:A:55:SER:HG	2:B:101:VAL:CA	11	1.89
(1,33)	1:A:55:SER:HG	2:B:101:VAL:CB	11	1.89
(1,33)	1:A:55:SER:HG	2:B:101:VAL:CG1	11	1.89

*Continued on next page...*

*Continued from previous page...*

Key	Atom-1	Atom-2	Model ID	Violation (Å)
(1,33)	1:A:55:SER:HG	2:B:101:VAL:CG2	11	1.89
(1,33)	1:A:55:SER:HG	2:B:101:VAL:H	11	1.89
(1,33)	1:A:55:SER:HG	2:B:101:VAL:HA	11	1.89
(1,33)	1:A:55:SER:HG	2:B:101:VAL:HB	11	1.89
(1,33)	1:A:55:SER:HG	2:B:101:VAL:HG11	11	1.89
(1,33)	1:A:55:SER:HG	2:B:101:VAL:HG12	11	1.89
(1,33)	1:A:55:SER:HG	2:B:101:VAL:HG13	11	1.89
(1,33)	1:A:55:SER:HG	2:B:101:VAL:HG21	11	1.89
(1,33)	1:A:55:SER:HG	2:B:101:VAL:HG22	11	1.89
(1,33)	1:A:55:SER:HG	2:B:101:VAL:HG23	11	1.89
(1,33)	1:A:55:SER:HG	2:B:101:VAL:N	11	1.89
(1,33)	1:A:55:SER:HG	2:B:101:VAL:O	11	1.89
(1,33)	1:A:55:SER:N	2:B:75:ILE:C	11	1.89
(1,33)	1:A:55:SER:N	2:B:75:ILE:CA	11	1.89
(1,33)	1:A:55:SER:N	2:B:75:ILE:CB	11	1.89
(1,33)	1:A:55:SER:N	2:B:75:ILE:CD1	11	1.89
(1,33)	1:A:55:SER:N	2:B:75:ILE:CG1	11	1.89
(1,33)	1:A:55:SER:N	2:B:75:ILE:CG2	11	1.89
(1,33)	1:A:55:SER:N	2:B:75:ILE:H	11	1.89
(1,33)	1:A:55:SER:N	2:B:75:ILE:HA	11	1.89
(1,33)	1:A:55:SER:N	2:B:75:ILE:HB	11	1.89
(1,33)	1:A:55:SER:N	2:B:75:ILE:HD11	11	1.89
(1,33)	1:A:55:SER:N	2:B:75:ILE:HD12	11	1.89
(1,33)	1:A:55:SER:N	2:B:75:ILE:HD13	11	1.89
(1,33)	1:A:55:SER:N	2:B:75:ILE:HG12	11	1.89
(1,33)	1:A:55:SER:N	2:B:75:ILE:HG13	11	1.89
(1,33)	1:A:55:SER:N	2:B:75:ILE:HG21	11	1.89
(1,33)	1:A:55:SER:N	2:B:75:ILE:HG22	11	1.89
(1,33)	1:A:55:SER:N	2:B:75:ILE:HG23	11	1.89
(1,33)	1:A:55:SER:N	2:B:75:ILE:N	11	1.89
(1,33)	1:A:55:SER:N	2:B:75:ILE:O	11	1.89
(1,33)	1:A:55:SER:N	2:B:77:ALA:C	11	1.89
(1,33)	1:A:55:SER:N	2:B:77:ALA:CA	11	1.89
(1,33)	1:A:55:SER:N	2:B:77:ALA:CB	11	1.89
(1,33)	1:A:55:SER:N	2:B:77:ALA:H	11	1.89
(1,33)	1:A:55:SER:N	2:B:77:ALA:HA	11	1.89
(1,33)	1:A:55:SER:N	2:B:77:ALA:HB1	11	1.89
(1,33)	1:A:55:SER:N	2:B:77:ALA:HB2	11	1.89
(1,33)	1:A:55:SER:N	2:B:77:ALA:HB3	11	1.89
(1,33)	1:A:55:SER:N	2:B:77:ALA:N	11	1.89
(1,33)	1:A:55:SER:N	2:B:77:ALA:O	11	1.89
(1,33)	1:A:55:SER:N	2:B:78:GLY:C	11	1.89

*Continued on next page...*

*Continued from previous page...*

Key	Atom-1	Atom-2	Model ID	Violation (Å)
(1,33)	1:A:55:SER:N	2:B:78:GLY:CA	11	1.89
(1,33)	1:A:55:SER:N	2:B:78:GLY:H	11	1.89
(1,33)	1:A:55:SER:N	2:B:78:GLY:HA2	11	1.89
(1,33)	1:A:55:SER:N	2:B:78:GLY:HA3	11	1.89
(1,33)	1:A:55:SER:N	2:B:78:GLY:N	11	1.89
(1,33)	1:A:55:SER:N	2:B:78:GLY:O	11	1.89
(1,33)	1:A:55:SER:N	2:B:79:LYS:C	11	1.89
(1,33)	1:A:55:SER:N	2:B:79:LYS:CA	11	1.89
(1,33)	1:A:55:SER:N	2:B:79:LYS:CB	11	1.89
(1,33)	1:A:55:SER:N	2:B:79:LYS:CD	11	1.89
(1,33)	1:A:55:SER:N	2:B:79:LYS:CE	11	1.89
(1,33)	1:A:55:SER:N	2:B:79:LYS:CG	11	1.89
(1,33)	1:A:55:SER:N	2:B:79:LYS:H	11	1.89
(1,33)	1:A:55:SER:N	2:B:79:LYS:HA	11	1.89
(1,33)	1:A:55:SER:N	2:B:79:LYS:HB2	11	1.89
(1,33)	1:A:55:SER:N	2:B:79:LYS:HB3	11	1.89
(1,33)	1:A:55:SER:N	2:B:79:LYS:HD2	11	1.89
(1,33)	1:A:55:SER:N	2:B:79:LYS:HD3	11	1.89
(1,33)	1:A:55:SER:N	2:B:79:LYS:HE2	11	1.89
(1,33)	1:A:55:SER:N	2:B:79:LYS:HE3	11	1.89
(1,33)	1:A:55:SER:N	2:B:79:LYS:HG2	11	1.89
(1,33)	1:A:55:SER:N	2:B:79:LYS:HG3	11	1.89
(1,33)	1:A:55:SER:N	2:B:79:LYS:HZ1	11	1.89
(1,33)	1:A:55:SER:N	2:B:79:LYS:HZ2	11	1.89
(1,33)	1:A:55:SER:N	2:B:79:LYS:HZ3	11	1.89
(1,33)	1:A:55:SER:N	2:B:79:LYS:N	11	1.89
(1,33)	1:A:55:SER:N	2:B:79:LYS:NZ	11	1.89
(1,33)	1:A:55:SER:N	2:B:79:LYS:O	11	1.89
(1,33)	1:A:55:SER:N	2:B:80:ILE:C	11	1.89
(1,33)	1:A:55:SER:N	2:B:80:ILE:CA	11	1.89
(1,33)	1:A:55:SER:N	2:B:80:ILE:CB	11	1.89
(1,33)	1:A:55:SER:N	2:B:80:ILE:CD1	11	1.89
(1,33)	1:A:55:SER:N	2:B:80:ILE:CG1	11	1.89
(1,33)	1:A:55:SER:N	2:B:80:ILE:CG2	11	1.89
(1,33)	1:A:55:SER:N	2:B:80:ILE:H	11	1.89
(1,33)	1:A:55:SER:N	2:B:80:ILE:HA	11	1.89
(1,33)	1:A:55:SER:N	2:B:80:ILE:HB	11	1.89
(1,33)	1:A:55:SER:N	2:B:80:ILE:HD11	11	1.89
(1,33)	1:A:55:SER:N	2:B:80:ILE:HD12	11	1.89
(1,33)	1:A:55:SER:N	2:B:80:ILE:HD13	11	1.89
(1,33)	1:A:55:SER:N	2:B:80:ILE:HG12	11	1.89
(1,33)	1:A:55:SER:N	2:B:80:ILE:HG13	11	1.89

*Continued on next page...*



*Continued from previous page...*

Key	Atom-1	Atom-2	Model ID	Violation (Å)
(1,33)	1:A:55:SER:N	2:B:80:ILE:HG21	11	1.89
(1,33)	1:A:55:SER:N	2:B:80:ILE:HG22	11	1.89
(1,33)	1:A:55:SER:N	2:B:80:ILE:HG23	11	1.89
(1,33)	1:A:55:SER:N	2:B:80:ILE:N	11	1.89
(1,33)	1:A:55:SER:N	2:B:80:ILE:O	11	1.89
(1,33)	1:A:55:SER:N	2:B:84:GLN:C	11	1.89
(1,33)	1:A:55:SER:N	2:B:84:GLN:CA	11	1.89
(1,33)	1:A:55:SER:N	2:B:84:GLN:CB	11	1.89
(1,33)	1:A:55:SER:N	2:B:84:GLN:CD	11	1.89
(1,33)	1:A:55:SER:N	2:B:84:GLN:CG	11	1.89
(1,33)	1:A:55:SER:N	2:B:84:GLN:H	11	1.89
(1,33)	1:A:55:SER:N	2:B:84:GLN:HA	11	1.89
(1,33)	1:A:55:SER:N	2:B:84:GLN:HB2	11	1.89
(1,33)	1:A:55:SER:N	2:B:84:GLN:HB3	11	1.89
(1,33)	1:A:55:SER:N	2:B:84:GLN:HE21	11	1.89
(1,33)	1:A:55:SER:N	2:B:84:GLN:HE22	11	1.89
(1,33)	1:A:55:SER:N	2:B:84:GLN:HG2	11	1.89
(1,33)	1:A:55:SER:N	2:B:84:GLN:HG3	11	1.89
(1,33)	1:A:55:SER:N	2:B:84:GLN:N	11	1.89
(1,33)	1:A:55:SER:N	2:B:84:GLN:NE2	11	1.89
(1,33)	1:A:55:SER:N	2:B:84:GLN:O	11	1.89
(1,33)	1:A:55:SER:N	2:B:84:GLN:OE1	11	1.89
(1,33)	1:A:55:SER:N	2:B:97:THR:C	11	1.89
(1,33)	1:A:55:SER:N	2:B:97:THR:CA	11	1.89
(1,33)	1:A:55:SER:N	2:B:97:THR:CB	11	1.89
(1,33)	1:A:55:SER:N	2:B:97:THR:CG2	11	1.89
(1,33)	1:A:55:SER:N	2:B:97:THR:H	11	1.89
(1,33)	1:A:55:SER:N	2:B:97:THR:HA	11	1.89
(1,33)	1:A:55:SER:N	2:B:97:THR:HB	11	1.89
(1,33)	1:A:55:SER:N	2:B:97:THR:HG1	11	1.89
(1,33)	1:A:55:SER:N	2:B:97:THR:HG21	11	1.89
(1,33)	1:A:55:SER:N	2:B:97:THR:HG22	11	1.89
(1,33)	1:A:55:SER:N	2:B:97:THR:HG23	11	1.89
(1,33)	1:A:55:SER:N	2:B:97:THR:N	11	1.89
(1,33)	1:A:55:SER:N	2:B:97:THR:O	11	1.89
(1,33)	1:A:55:SER:N	2:B:97:THR:OG1	11	1.89
(1,33)	1:A:55:SER:N	2:B:99:HIS:C	11	1.89
(1,33)	1:A:55:SER:N	2:B:99:HIS:CA	11	1.89
(1,33)	1:A:55:SER:N	2:B:99:HIS:CB	11	1.89
(1,33)	1:A:55:SER:N	2:B:99:HIS:CD2	11	1.89
(1,33)	1:A:55:SER:N	2:B:99:HIS:CE1	11	1.89
(1,33)	1:A:55:SER:N	2:B:99:HIS:CG	11	1.89

*Continued on next page...*

*Continued from previous page...*

Key	Atom-1	Atom-2	Model ID	Violation (Å)
(1,33)	1:A:55:SER:N	2:B:99:HIS:H	11	1.89
(1,33)	1:A:55:SER:N	2:B:99:HIS:HA	11	1.89
(1,33)	1:A:55:SER:N	2:B:99:HIS:HB2	11	1.89
(1,33)	1:A:55:SER:N	2:B:99:HIS:HB3	11	1.89
(1,33)	1:A:55:SER:N	2:B:99:HIS:HD1	11	1.89
(1,33)	1:A:55:SER:N	2:B:99:HIS:HD2	11	1.89
(1,33)	1:A:55:SER:N	2:B:99:HIS:HE1	11	1.89
(1,33)	1:A:55:SER:N	2:B:99:HIS:HE2	11	1.89
(1,33)	1:A:55:SER:N	2:B:99:HIS:N	11	1.89
(1,33)	1:A:55:SER:N	2:B:99:HIS:ND1	11	1.89
(1,33)	1:A:55:SER:N	2:B:99:HIS:NE2	11	1.89
(1,33)	1:A:55:SER:N	2:B:99:HIS:O	11	1.89
(1,33)	1:A:55:SER:N	2:B:101:VAL:C	11	1.89
(1,33)	1:A:55:SER:N	2:B:101:VAL:CA	11	1.89
(1,33)	1:A:55:SER:N	2:B:101:VAL:CB	11	1.89
(1,33)	1:A:55:SER:N	2:B:101:VAL:CG1	11	1.89
(1,33)	1:A:55:SER:N	2:B:101:VAL:CG2	11	1.89
(1,33)	1:A:55:SER:N	2:B:101:VAL:H	11	1.89
(1,33)	1:A:55:SER:N	2:B:101:VAL:HA	11	1.89
(1,33)	1:A:55:SER:N	2:B:101:VAL:HB	11	1.89
(1,33)	1:A:55:SER:N	2:B:101:VAL:HG11	11	1.89
(1,33)	1:A:55:SER:N	2:B:101:VAL:HG12	11	1.89
(1,33)	1:A:55:SER:N	2:B:101:VAL:HG13	11	1.89
(1,33)	1:A:55:SER:N	2:B:101:VAL:HG21	11	1.89
(1,33)	1:A:55:SER:N	2:B:101:VAL:HG22	11	1.89
(1,33)	1:A:55:SER:N	2:B:101:VAL:HG23	11	1.89
(1,33)	1:A:55:SER:N	2:B:101:VAL:N	11	1.89
(1,33)	1:A:55:SER:N	2:B:101:VAL:O	11	1.89
(1,33)	1:A:55:SER:O	2:B:75:ILE:C	11	1.89
(1,33)	1:A:55:SER:O	2:B:75:ILE:CA	11	1.89
(1,33)	1:A:55:SER:O	2:B:75:ILE:CB	11	1.89
(1,33)	1:A:55:SER:O	2:B:75:ILE:CD1	11	1.89
(1,33)	1:A:55:SER:O	2:B:75:ILE:CG1	11	1.89
(1,33)	1:A:55:SER:O	2:B:75:ILE:CG2	11	1.89
(1,33)	1:A:55:SER:O	2:B:75:ILE:H	11	1.89
(1,33)	1:A:55:SER:O	2:B:75:ILE:HA	11	1.89
(1,33)	1:A:55:SER:O	2:B:75:ILE:HB	11	1.89
(1,33)	1:A:55:SER:O	2:B:75:ILE:HD11	11	1.89
(1,33)	1:A:55:SER:O	2:B:75:ILE:HD12	11	1.89
(1,33)	1:A:55:SER:O	2:B:75:ILE:HD13	11	1.89
(1,33)	1:A:55:SER:O	2:B:75:ILE:HG12	11	1.89
(1,33)	1:A:55:SER:O	2:B:75:ILE:HG13	11	1.89

*Continued on next page...*

*Continued from previous page...*

Key	Atom-1	Atom-2	Model ID	Violation (Å)
(1,33)	1:A:55:SER:O	2:B:75:ILE:HG21	11	1.89
(1,33)	1:A:55:SER:O	2:B:75:ILE:HG22	11	1.89
(1,33)	1:A:55:SER:O	2:B:75:ILE:HG23	11	1.89
(1,33)	1:A:55:SER:O	2:B:75:ILE:N	11	1.89
(1,33)	1:A:55:SER:O	2:B:75:ILE:O	11	1.89
(1,33)	1:A:55:SER:O	2:B:77:ALA:C	11	1.89
(1,33)	1:A:55:SER:O	2:B:77:ALA:CA	11	1.89
(1,33)	1:A:55:SER:O	2:B:77:ALA:CB	11	1.89
(1,33)	1:A:55:SER:O	2:B:77:ALA:H	11	1.89
(1,33)	1:A:55:SER:O	2:B:77:ALA:HA	11	1.89
(1,33)	1:A:55:SER:O	2:B:77:ALA:HB1	11	1.89
(1,33)	1:A:55:SER:O	2:B:77:ALA:HB2	11	1.89
(1,33)	1:A:55:SER:O	2:B:77:ALA:HB3	11	1.89
(1,33)	1:A:55:SER:O	2:B:77:ALA:N	11	1.89
(1,33)	1:A:55:SER:O	2:B:77:ALA:O	11	1.89
(1,33)	1:A:55:SER:O	2:B:78:GLY:C	11	1.89
(1,33)	1:A:55:SER:O	2:B:78:GLY:CA	11	1.89
(1,33)	1:A:55:SER:O	2:B:78:GLY:H	11	1.89
(1,33)	1:A:55:SER:O	2:B:78:GLY:HA2	11	1.89
(1,33)	1:A:55:SER:O	2:B:78:GLY:HA3	11	1.89
(1,33)	1:A:55:SER:O	2:B:78:GLY:N	11	1.89
(1,33)	1:A:55:SER:O	2:B:78:GLY:O	11	1.89
(1,33)	1:A:55:SER:O	2:B:79:LYS:C	11	1.89
(1,33)	1:A:55:SER:O	2:B:79:LYS:CA	11	1.89
(1,33)	1:A:55:SER:O	2:B:79:LYS:CB	11	1.89
(1,33)	1:A:55:SER:O	2:B:79:LYS:CD	11	1.89
(1,33)	1:A:55:SER:O	2:B:79:LYS:CE	11	1.89
(1,33)	1:A:55:SER:O	2:B:79:LYS:CG	11	1.89
(1,33)	1:A:55:SER:O	2:B:79:LYS:H	11	1.89
(1,33)	1:A:55:SER:O	2:B:79:LYS:HA	11	1.89
(1,33)	1:A:55:SER:O	2:B:79:LYS:HB2	11	1.89
(1,33)	1:A:55:SER:O	2:B:79:LYS:HB3	11	1.89
(1,33)	1:A:55:SER:O	2:B:79:LYS:HD2	11	1.89
(1,33)	1:A:55:SER:O	2:B:79:LYS:HD3	11	1.89
(1,33)	1:A:55:SER:O	2:B:79:LYS:HE2	11	1.89
(1,33)	1:A:55:SER:O	2:B:79:LYS:HE3	11	1.89
(1,33)	1:A:55:SER:O	2:B:79:LYS:HG2	11	1.89
(1,33)	1:A:55:SER:O	2:B:79:LYS:HG3	11	1.89
(1,33)	1:A:55:SER:O	2:B:79:LYS:HZ1	11	1.89
(1,33)	1:A:55:SER:O	2:B:79:LYS:HZ2	11	1.89
(1,33)	1:A:55:SER:O	2:B:79:LYS:HZ3	11	1.89
(1,33)	1:A:55:SER:O	2:B:79:LYS:N	11	1.89

*Continued on next page...*

*Continued from previous page...*

Key	Atom-1	Atom-2	Model ID	Violation (Å)
(1,33)	1:A:55:SER:O	2:B:79:LYS:NZ	11	1.89
(1,33)	1:A:55:SER:O	2:B:79:LYS:O	11	1.89
(1,33)	1:A:55:SER:O	2:B:80:ILE:C	11	1.89
(1,33)	1:A:55:SER:O	2:B:80:ILE:CA	11	1.89
(1,33)	1:A:55:SER:O	2:B:80:ILE:CB	11	1.89
(1,33)	1:A:55:SER:O	2:B:80:ILE:CD1	11	1.89
(1,33)	1:A:55:SER:O	2:B:80:ILE:CG1	11	1.89
(1,33)	1:A:55:SER:O	2:B:80:ILE:CG2	11	1.89
(1,33)	1:A:55:SER:O	2:B:80:ILE:H	11	1.89
(1,33)	1:A:55:SER:O	2:B:80:ILE:HA	11	1.89
(1,33)	1:A:55:SER:O	2:B:80:ILE:HB	11	1.89
(1,33)	1:A:55:SER:O	2:B:80:ILE:HD11	11	1.89
(1,33)	1:A:55:SER:O	2:B:80:ILE:HD12	11	1.89
(1,33)	1:A:55:SER:O	2:B:80:ILE:HD13	11	1.89
(1,33)	1:A:55:SER:O	2:B:80:ILE:HG12	11	1.89
(1,33)	1:A:55:SER:O	2:B:80:ILE:HG13	11	1.89
(1,33)	1:A:55:SER:O	2:B:80:ILE:HG21	11	1.89
(1,33)	1:A:55:SER:O	2:B:80:ILE:HG22	11	1.89
(1,33)	1:A:55:SER:O	2:B:80:ILE:HG23	11	1.89
(1,33)	1:A:55:SER:O	2:B:80:ILE:N	11	1.89
(1,33)	1:A:55:SER:O	2:B:80:ILE:O	11	1.89
(1,33)	1:A:55:SER:O	2:B:84:GLN:C	11	1.89
(1,33)	1:A:55:SER:O	2:B:84:GLN:CA	11	1.89
(1,33)	1:A:55:SER:O	2:B:84:GLN:CB	11	1.89
(1,33)	1:A:55:SER:O	2:B:84:GLN:CD	11	1.89
(1,33)	1:A:55:SER:O	2:B:84:GLN:CG	11	1.89
(1,33)	1:A:55:SER:O	2:B:84:GLN:H	11	1.89
(1,33)	1:A:55:SER:O	2:B:84:GLN:HA	11	1.89
(1,33)	1:A:55:SER:O	2:B:84:GLN:HB2	11	1.89
(1,33)	1:A:55:SER:O	2:B:84:GLN:HB3	11	1.89
(1,33)	1:A:55:SER:O	2:B:84:GLN:HE21	11	1.89
(1,33)	1:A:55:SER:O	2:B:84:GLN:HE22	11	1.89
(1,33)	1:A:55:SER:O	2:B:84:GLN:HG2	11	1.89
(1,33)	1:A:55:SER:O	2:B:84:GLN:HG3	11	1.89
(1,33)	1:A:55:SER:O	2:B:84:GLN:N	11	1.89
(1,33)	1:A:55:SER:O	2:B:84:GLN:NE2	11	1.89
(1,33)	1:A:55:SER:O	2:B:84:GLN:O	11	1.89
(1,33)	1:A:55:SER:O	2:B:84:GLN:OE1	11	1.89
(1,33)	1:A:55:SER:O	2:B:97:THR:C	11	1.89
(1,33)	1:A:55:SER:O	2:B:97:THR:CA	11	1.89
(1,33)	1:A:55:SER:O	2:B:97:THR:CB	11	1.89
(1,33)	1:A:55:SER:O	2:B:97:THR:CG2	11	1.89

*Continued on next page...*

*Continued from previous page...*

Key	Atom-1	Atom-2	Model ID	Violation (Å)
(1,33)	1:A:55:SER:O	2:B:97:THR:H	11	1.89
(1,33)	1:A:55:SER:O	2:B:97:THR:HA	11	1.89
(1,33)	1:A:55:SER:O	2:B:97:THR:HB	11	1.89
(1,33)	1:A:55:SER:O	2:B:97:THR:HG1	11	1.89
(1,33)	1:A:55:SER:O	2:B:97:THR:HG21	11	1.89
(1,33)	1:A:55:SER:O	2:B:97:THR:HG22	11	1.89
(1,33)	1:A:55:SER:O	2:B:97:THR:HG23	11	1.89
(1,33)	1:A:55:SER:O	2:B:97:THR:N	11	1.89
(1,33)	1:A:55:SER:O	2:B:97:THR:O	11	1.89
(1,33)	1:A:55:SER:O	2:B:97:THR:OG1	11	1.89
(1,33)	1:A:55:SER:O	2:B:99:HIS:C	11	1.89
(1,33)	1:A:55:SER:O	2:B:99:HIS:CA	11	1.89
(1,33)	1:A:55:SER:O	2:B:99:HIS:CB	11	1.89
(1,33)	1:A:55:SER:O	2:B:99:HIS:CD2	11	1.89
(1,33)	1:A:55:SER:O	2:B:99:HIS:CE1	11	1.89
(1,33)	1:A:55:SER:O	2:B:99:HIS:CG	11	1.89
(1,33)	1:A:55:SER:O	2:B:99:HIS:H	11	1.89
(1,33)	1:A:55:SER:O	2:B:99:HIS:HA	11	1.89
(1,33)	1:A:55:SER:O	2:B:99:HIS:HB2	11	1.89
(1,33)	1:A:55:SER:O	2:B:99:HIS:HB3	11	1.89
(1,33)	1:A:55:SER:O	2:B:99:HIS:HD1	11	1.89
(1,33)	1:A:55:SER:O	2:B:99:HIS:HD2	11	1.89
(1,33)	1:A:55:SER:O	2:B:99:HIS:HE1	11	1.89
(1,33)	1:A:55:SER:O	2:B:99:HIS:HE2	11	1.89
(1,33)	1:A:55:SER:O	2:B:99:HIS:N	11	1.89
(1,33)	1:A:55:SER:O	2:B:99:HIS:ND1	11	1.89
(1,33)	1:A:55:SER:O	2:B:99:HIS:NE2	11	1.89
(1,33)	1:A:55:SER:O	2:B:99:HIS:O	11	1.89
(1,33)	1:A:55:SER:O	2:B:101:VAL:C	11	1.89
(1,33)	1:A:55:SER:O	2:B:101:VAL:CA	11	1.89
(1,33)	1:A:55:SER:O	2:B:101:VAL:CB	11	1.89
(1,33)	1:A:55:SER:O	2:B:101:VAL:CG1	11	1.89
(1,33)	1:A:55:SER:O	2:B:101:VAL:CG2	11	1.89
(1,33)	1:A:55:SER:O	2:B:101:VAL:H	11	1.89
(1,33)	1:A:55:SER:O	2:B:101:VAL:HA	11	1.89
(1,33)	1:A:55:SER:O	2:B:101:VAL:HB	11	1.89
(1,33)	1:A:55:SER:O	2:B:101:VAL:HG11	11	1.89
(1,33)	1:A:55:SER:O	2:B:101:VAL:HG12	11	1.89
(1,33)	1:A:55:SER:O	2:B:101:VAL:HG13	11	1.89
(1,33)	1:A:55:SER:O	2:B:101:VAL:HG21	11	1.89
(1,33)	1:A:55:SER:O	2:B:101:VAL:HG22	11	1.89
(1,33)	1:A:55:SER:O	2:B:101:VAL:HG23	11	1.89

*Continued on next page...*

*Continued from previous page...*

Key	Atom-1	Atom-2	Model ID	Violation (Å)
(1,33)	1:A:55:SER:O	2:B:101:VAL:N	11	1.89
(1,33)	1:A:55:SER:O	2:B:101:VAL:O	11	1.89
(1,33)	1:A:55:SER:OG	2:B:75:ILE:C	11	1.89
(1,33)	1:A:55:SER:OG	2:B:75:ILE:CA	11	1.89
(1,33)	1:A:55:SER:OG	2:B:75:ILE:CB	11	1.89
(1,33)	1:A:55:SER:OG	2:B:75:ILE:CD1	11	1.89
(1,33)	1:A:55:SER:OG	2:B:75:ILE:CG1	11	1.89
(1,33)	1:A:55:SER:OG	2:B:75:ILE:CG2	11	1.89
(1,33)	1:A:55:SER:OG	2:B:75:ILE:H	11	1.89
(1,33)	1:A:55:SER:OG	2:B:75:ILE:HA	11	1.89
(1,33)	1:A:55:SER:OG	2:B:75:ILE:HB	11	1.89
(1,33)	1:A:55:SER:OG	2:B:75:ILE:HD11	11	1.89
(1,33)	1:A:55:SER:OG	2:B:75:ILE:HD12	11	1.89
(1,33)	1:A:55:SER:OG	2:B:75:ILE:HD13	11	1.89
(1,33)	1:A:55:SER:OG	2:B:75:ILE:HG12	11	1.89
(1,33)	1:A:55:SER:OG	2:B:75:ILE:HG13	11	1.89
(1,33)	1:A:55:SER:OG	2:B:75:ILE:HG21	11	1.89
(1,33)	1:A:55:SER:OG	2:B:75:ILE:HG22	11	1.89
(1,33)	1:A:55:SER:OG	2:B:75:ILE:HG23	11	1.89
(1,33)	1:A:55:SER:OG	2:B:75:ILE:N	11	1.89
(1,33)	1:A:55:SER:OG	2:B:75:ILE:O	11	1.89
(1,33)	1:A:55:SER:OG	2:B:77:ALA:C	11	1.89
(1,33)	1:A:55:SER:OG	2:B:77:ALA:CA	11	1.89
(1,33)	1:A:55:SER:OG	2:B:77:ALA:CB	11	1.89
(1,33)	1:A:55:SER:OG	2:B:77:ALA:H	11	1.89
(1,33)	1:A:55:SER:OG	2:B:77:ALA:HA	11	1.89
(1,33)	1:A:55:SER:OG	2:B:77:ALA:HB1	11	1.89
(1,33)	1:A:55:SER:OG	2:B:77:ALA:HB2	11	1.89
(1,33)	1:A:55:SER:OG	2:B:77:ALA:HB3	11	1.89
(1,33)	1:A:55:SER:OG	2:B:77:ALA:N	11	1.89
(1,33)	1:A:55:SER:OG	2:B:77:ALA:O	11	1.89
(1,33)	1:A:55:SER:OG	2:B:78:GLY:C	11	1.89
(1,33)	1:A:55:SER:OG	2:B:78:GLY:CA	11	1.89
(1,33)	1:A:55:SER:OG	2:B:78:GLY:H	11	1.89
(1,33)	1:A:55:SER:OG	2:B:78:GLY:HA2	11	1.89
(1,33)	1:A:55:SER:OG	2:B:78:GLY:HA3	11	1.89
(1,33)	1:A:55:SER:OG	2:B:78:GLY:N	11	1.89
(1,33)	1:A:55:SER:OG	2:B:78:GLY:O	11	1.89
(1,33)	1:A:55:SER:OG	2:B:79:LYS:C	11	1.89
(1,33)	1:A:55:SER:OG	2:B:79:LYS:CA	11	1.89
(1,33)	1:A:55:SER:OG	2:B:79:LYS:CB	11	1.89
(1,33)	1:A:55:SER:OG	2:B:79:LYS:CD	11	1.89

*Continued on next page...*

*Continued from previous page...*

Key	Atom-1	Atom-2	Model ID	Violation (Å)
(1,33)	1:A:55:SER:OG	2:B:79:LYS:CE	11	1.89
(1,33)	1:A:55:SER:OG	2:B:79:LYS:CG	11	1.89
(1,33)	1:A:55:SER:OG	2:B:79:LYS:H	11	1.89
(1,33)	1:A:55:SER:OG	2:B:79:LYS:HA	11	1.89
(1,33)	1:A:55:SER:OG	2:B:79:LYS:HB2	11	1.89
(1,33)	1:A:55:SER:OG	2:B:79:LYS:HB3	11	1.89
(1,33)	1:A:55:SER:OG	2:B:79:LYS:HD2	11	1.89
(1,33)	1:A:55:SER:OG	2:B:79:LYS:HD3	11	1.89
(1,33)	1:A:55:SER:OG	2:B:79:LYS:HE2	11	1.89
(1,33)	1:A:55:SER:OG	2:B:79:LYS:HE3	11	1.89
(1,33)	1:A:55:SER:OG	2:B:79:LYS:HG2	11	1.89
(1,33)	1:A:55:SER:OG	2:B:79:LYS:HG3	11	1.89
(1,33)	1:A:55:SER:OG	2:B:79:LYS:HZ1	11	1.89
(1,33)	1:A:55:SER:OG	2:B:79:LYS:HZ2	11	1.89
(1,33)	1:A:55:SER:OG	2:B:79:LYS:HZ3	11	1.89
(1,33)	1:A:55:SER:OG	2:B:79:LYS:N	11	1.89
(1,33)	1:A:55:SER:OG	2:B:79:LYS:NZ	11	1.89
(1,33)	1:A:55:SER:OG	2:B:79:LYS:O	11	1.89
(1,33)	1:A:55:SER:OG	2:B:80:ILE:C	11	1.89
(1,33)	1:A:55:SER:OG	2:B:80:ILE:CA	11	1.89
(1,33)	1:A:55:SER:OG	2:B:80:ILE:CB	11	1.89
(1,33)	1:A:55:SER:OG	2:B:80:ILE:CD1	11	1.89
(1,33)	1:A:55:SER:OG	2:B:80:ILE:CG1	11	1.89
(1,33)	1:A:55:SER:OG	2:B:80:ILE:CG2	11	1.89
(1,33)	1:A:55:SER:OG	2:B:80:ILE:H	11	1.89
(1,33)	1:A:55:SER:OG	2:B:80:ILE:HA	11	1.89
(1,33)	1:A:55:SER:OG	2:B:80:ILE:HB	11	1.89
(1,33)	1:A:55:SER:OG	2:B:80:ILE:HD11	11	1.89
(1,33)	1:A:55:SER:OG	2:B:80:ILE:HD12	11	1.89
(1,33)	1:A:55:SER:OG	2:B:80:ILE:HD13	11	1.89
(1,33)	1:A:55:SER:OG	2:B:80:ILE:HG12	11	1.89
(1,33)	1:A:55:SER:OG	2:B:80:ILE:HG13	11	1.89
(1,33)	1:A:55:SER:OG	2:B:80:ILE:HG21	11	1.89
(1,33)	1:A:55:SER:OG	2:B:80:ILE:HG22	11	1.89
(1,33)	1:A:55:SER:OG	2:B:80:ILE:HG23	11	1.89
(1,33)	1:A:55:SER:OG	2:B:80:ILE:N	11	1.89
(1,33)	1:A:55:SER:OG	2:B:80:ILE:O	11	1.89
(1,33)	1:A:55:SER:OG	2:B:84:GLN:C	11	1.89
(1,33)	1:A:55:SER:OG	2:B:84:GLN:CA	11	1.89
(1,33)	1:A:55:SER:OG	2:B:84:GLN:CB	11	1.89
(1,33)	1:A:55:SER:OG	2:B:84:GLN:CD	11	1.89
(1,33)	1:A:55:SER:OG	2:B:84:GLN:CG	11	1.89

*Continued on next page...*

*Continued from previous page...*

Key	Atom-1	Atom-2	Model ID	Violation (Å)
(1,33)	1:A:55:SER:OG	2:B:84:GLN:H	11	1.89
(1,33)	1:A:55:SER:OG	2:B:84:GLN:HA	11	1.89
(1,33)	1:A:55:SER:OG	2:B:84:GLN:HB2	11	1.89
(1,33)	1:A:55:SER:OG	2:B:84:GLN:HB3	11	1.89
(1,33)	1:A:55:SER:OG	2:B:84:GLN:HE21	11	1.89
(1,33)	1:A:55:SER:OG	2:B:84:GLN:HE22	11	1.89
(1,33)	1:A:55:SER:OG	2:B:84:GLN:HG2	11	1.89
(1,33)	1:A:55:SER:OG	2:B:84:GLN:HG3	11	1.89
(1,33)	1:A:55:SER:OG	2:B:84:GLN:N	11	1.89
(1,33)	1:A:55:SER:OG	2:B:84:GLN:NE2	11	1.89
(1,33)	1:A:55:SER:OG	2:B:84:GLN:O	11	1.89
(1,33)	1:A:55:SER:OG	2:B:84:GLN:OE1	11	1.89
(1,33)	1:A:55:SER:OG	2:B:97:THR:C	11	1.89
(1,33)	1:A:55:SER:OG	2:B:97:THR:CA	11	1.89
(1,33)	1:A:55:SER:OG	2:B:97:THR:CB	11	1.89
(1,33)	1:A:55:SER:OG	2:B:97:THR:CG2	11	1.89
(1,33)	1:A:55:SER:OG	2:B:97:THR:H	11	1.89
(1,33)	1:A:55:SER:OG	2:B:97:THR:HA	11	1.89
(1,33)	1:A:55:SER:OG	2:B:97:THR:HB	11	1.89
(1,33)	1:A:55:SER:OG	2:B:97:THR:HG1	11	1.89
(1,33)	1:A:55:SER:OG	2:B:97:THR:HG21	11	1.89
(1,33)	1:A:55:SER:OG	2:B:97:THR:HG22	11	1.89
(1,33)	1:A:55:SER:OG	2:B:97:THR:HG23	11	1.89
(1,33)	1:A:55:SER:OG	2:B:97:THR:N	11	1.89
(1,33)	1:A:55:SER:OG	2:B:97:THR:O	11	1.89
(1,33)	1:A:55:SER:OG	2:B:97:THR:OG1	11	1.89
(1,33)	1:A:55:SER:OG	2:B:99:HIS:C	11	1.89
(1,33)	1:A:55:SER:OG	2:B:99:HIS:CA	11	1.89
(1,33)	1:A:55:SER:OG	2:B:99:HIS:CB	11	1.89
(1,33)	1:A:55:SER:OG	2:B:99:HIS:CD2	11	1.89
(1,33)	1:A:55:SER:OG	2:B:99:HIS:CE1	11	1.89
(1,33)	1:A:55:SER:OG	2:B:99:HIS:CG	11	1.89
(1,33)	1:A:55:SER:OG	2:B:99:HIS:H	11	1.89
(1,33)	1:A:55:SER:OG	2:B:99:HIS:HA	11	1.89
(1,33)	1:A:55:SER:OG	2:B:99:HIS:HB2	11	1.89
(1,33)	1:A:55:SER:OG	2:B:99:HIS:HB3	11	1.89
(1,33)	1:A:55:SER:OG	2:B:99:HIS:HD1	11	1.89
(1,33)	1:A:55:SER:OG	2:B:99:HIS:HD2	11	1.89
(1,33)	1:A:55:SER:OG	2:B:99:HIS:HE1	11	1.89
(1,33)	1:A:55:SER:OG	2:B:99:HIS:HE2	11	1.89
(1,33)	1:A:55:SER:OG	2:B:99:HIS:N	11	1.89
(1,33)	1:A:55:SER:OG	2:B:99:HIS:ND1	11	1.89

*Continued on next page...*



*Continued from previous page...*

Key	Atom-1	Atom-2	Model ID	Violation (Å)
(1,33)	1:A:55:SER:OG	2:B:99:HIS:NE2	11	1.89
(1,33)	1:A:55:SER:OG	2:B:99:HIS:O	11	1.89
(1,33)	1:A:55:SER:OG	2:B:101:VAL:C	11	1.89
(1,33)	1:A:55:SER:OG	2:B:101:VAL:CA	11	1.89
(1,33)	1:A:55:SER:OG	2:B:101:VAL:CB	11	1.89
(1,33)	1:A:55:SER:OG	2:B:101:VAL:CG1	11	1.89
(1,33)	1:A:55:SER:OG	2:B:101:VAL:CG2	11	1.89
(1,33)	1:A:55:SER:OG	2:B:101:VAL:H	11	1.89
(1,33)	1:A:55:SER:OG	2:B:101:VAL:HA	11	1.89
(1,33)	1:A:55:SER:OG	2:B:101:VAL:HB	11	1.89
(1,33)	1:A:55:SER:OG	2:B:101:VAL:HG11	11	1.89
(1,33)	1:A:55:SER:OG	2:B:101:VAL:HG12	11	1.89
(1,33)	1:A:55:SER:OG	2:B:101:VAL:HG13	11	1.89
(1,33)	1:A:55:SER:OG	2:B:101:VAL:HG21	11	1.89
(1,33)	1:A:55:SER:OG	2:B:101:VAL:HG22	11	1.89
(1,33)	1:A:55:SER:OG	2:B:101:VAL:HG23	11	1.89
(1,33)	1:A:55:SER:OG	2:B:101:VAL:N	11	1.89
(1,33)	1:A:55:SER:OG	2:B:101:VAL:O	11	1.89
(1,37)	1:A:104:ARG:C	2:B:75:ILE:C	18	1.88
(1,37)	1:A:104:ARG:C	2:B:75:ILE:CA	18	1.88
(1,37)	1:A:104:ARG:C	2:B:75:ILE:CB	18	1.88
(1,37)	1:A:104:ARG:C	2:B:75:ILE:CD1	18	1.88
(1,37)	1:A:104:ARG:C	2:B:75:ILE:CG1	18	1.88
(1,37)	1:A:104:ARG:C	2:B:75:ILE:CG2	18	1.88
(1,37)	1:A:104:ARG:C	2:B:75:ILE:H	18	1.88
(1,37)	1:A:104:ARG:C	2:B:75:ILE:HA	18	1.88
(1,37)	1:A:104:ARG:C	2:B:75:ILE:HB	18	1.88
(1,37)	1:A:104:ARG:C	2:B:75:ILE:HD11	18	1.88
(1,37)	1:A:104:ARG:C	2:B:75:ILE:HD12	18	1.88
(1,37)	1:A:104:ARG:C	2:B:75:ILE:HD13	18	1.88
(1,37)	1:A:104:ARG:C	2:B:75:ILE:HG12	18	1.88
(1,37)	1:A:104:ARG:C	2:B:75:ILE:HG13	18	1.88
(1,37)	1:A:104:ARG:C	2:B:75:ILE:HG21	18	1.88
(1,37)	1:A:104:ARG:C	2:B:75:ILE:HG22	18	1.88
(1,37)	1:A:104:ARG:C	2:B:75:ILE:HG23	18	1.88
(1,37)	1:A:104:ARG:C	2:B:75:ILE:N	18	1.88
(1,37)	1:A:104:ARG:C	2:B:75:ILE:O	18	1.88
(1,37)	1:A:104:ARG:C	2:B:77:ALA:C	18	1.88
(1,37)	1:A:104:ARG:C	2:B:77:ALA:CA	18	1.88
(1,37)	1:A:104:ARG:C	2:B:77:ALA:CB	18	1.88
(1,37)	1:A:104:ARG:C	2:B:77:ALA:H	18	1.88
(1,37)	1:A:104:ARG:C	2:B:77:ALA:HA	18	1.88

*Continued on next page...*

*Continued from previous page...*

Key	Atom-1	Atom-2	Model ID	Violation (Å)
(1,37)	1:A:104:ARG:C	2:B:77:ALA:HB1	18	1.88
(1,37)	1:A:104:ARG:C	2:B:77:ALA:HB2	18	1.88
(1,37)	1:A:104:ARG:C	2:B:77:ALA:HB3	18	1.88
(1,37)	1:A:104:ARG:C	2:B:77:ALA:N	18	1.88
(1,37)	1:A:104:ARG:C	2:B:77:ALA:O	18	1.88
(1,37)	1:A:104:ARG:C	2:B:78:GLY:C	18	1.88
(1,37)	1:A:104:ARG:C	2:B:78:GLY:CA	18	1.88
(1,37)	1:A:104:ARG:C	2:B:78:GLY:H	18	1.88
(1,37)	1:A:104:ARG:C	2:B:78:GLY:HA2	18	1.88
(1,37)	1:A:104:ARG:C	2:B:78:GLY:HA3	18	1.88
(1,37)	1:A:104:ARG:C	2:B:78:GLY:N	18	1.88
(1,37)	1:A:104:ARG:C	2:B:78:GLY:O	18	1.88
(1,37)	1:A:104:ARG:C	2:B:79:LYS:C	18	1.88
(1,37)	1:A:104:ARG:C	2:B:79:LYS:CA	18	1.88
(1,37)	1:A:104:ARG:C	2:B:79:LYS:CB	18	1.88
(1,37)	1:A:104:ARG:C	2:B:79:LYS:CD	18	1.88
(1,37)	1:A:104:ARG:C	2:B:79:LYS:CE	18	1.88
(1,37)	1:A:104:ARG:C	2:B:79:LYS:CG	18	1.88
(1,37)	1:A:104:ARG:C	2:B:79:LYS:H	18	1.88
(1,37)	1:A:104:ARG:C	2:B:79:LYS:HA	18	1.88
(1,37)	1:A:104:ARG:C	2:B:79:LYS:HB2	18	1.88
(1,37)	1:A:104:ARG:C	2:B:79:LYS:HB3	18	1.88
(1,37)	1:A:104:ARG:C	2:B:79:LYS:HD2	18	1.88
(1,37)	1:A:104:ARG:C	2:B:79:LYS:HD3	18	1.88
(1,37)	1:A:104:ARG:C	2:B:79:LYS:HE2	18	1.88
(1,37)	1:A:104:ARG:C	2:B:79:LYS:HE3	18	1.88
(1,37)	1:A:104:ARG:C	2:B:79:LYS:HG2	18	1.88
(1,37)	1:A:104:ARG:C	2:B:79:LYS:HG3	18	1.88
(1,37)	1:A:104:ARG:C	2:B:79:LYS:HZ1	18	1.88
(1,37)	1:A:104:ARG:C	2:B:79:LYS:HZ2	18	1.88
(1,37)	1:A:104:ARG:C	2:B:79:LYS:HZ3	18	1.88
(1,37)	1:A:104:ARG:C	2:B:79:LYS:N	18	1.88
(1,37)	1:A:104:ARG:C	2:B:79:LYS:NZ	18	1.88
(1,37)	1:A:104:ARG:C	2:B:79:LYS:O	18	1.88
(1,37)	1:A:104:ARG:C	2:B:80:ILE:C	18	1.88
(1,37)	1:A:104:ARG:C	2:B:80:ILE:CA	18	1.88
(1,37)	1:A:104:ARG:C	2:B:80:ILE:CB	18	1.88
(1,37)	1:A:104:ARG:C	2:B:80:ILE:CD1	18	1.88
(1,37)	1:A:104:ARG:C	2:B:80:ILE:CG1	18	1.88
(1,37)	1:A:104:ARG:C	2:B:80:ILE:CG2	18	1.88
(1,37)	1:A:104:ARG:C	2:B:80:ILE:H	18	1.88
(1,37)	1:A:104:ARG:C	2:B:80:ILE:HA	18	1.88

*Continued on next page...*

*Continued from previous page...*

Key	Atom-1	Atom-2	Model ID	Violation (Å)
(1,37)	1:A:104:ARG:C	2:B:80:ILE:HB	18	1.88
(1,37)	1:A:104:ARG:C	2:B:80:ILE:HD11	18	1.88
(1,37)	1:A:104:ARG:C	2:B:80:ILE:HD12	18	1.88
(1,37)	1:A:104:ARG:C	2:B:80:ILE:HD13	18	1.88
(1,37)	1:A:104:ARG:C	2:B:80:ILE:HG12	18	1.88
(1,37)	1:A:104:ARG:C	2:B:80:ILE:HG13	18	1.88
(1,37)	1:A:104:ARG:C	2:B:80:ILE:HG21	18	1.88
(1,37)	1:A:104:ARG:C	2:B:80:ILE:HG22	18	1.88
(1,37)	1:A:104:ARG:C	2:B:80:ILE:HG23	18	1.88
(1,37)	1:A:104:ARG:C	2:B:80:ILE:N	18	1.88
(1,37)	1:A:104:ARG:C	2:B:80:ILE:O	18	1.88
(1,37)	1:A:104:ARG:C	2:B:84:GLN:C	18	1.88
(1,37)	1:A:104:ARG:C	2:B:84:GLN:CA	18	1.88
(1,37)	1:A:104:ARG:C	2:B:84:GLN:CB	18	1.88
(1,37)	1:A:104:ARG:C	2:B:84:GLN:CD	18	1.88
(1,37)	1:A:104:ARG:C	2:B:84:GLN:CG	18	1.88
(1,37)	1:A:104:ARG:C	2:B:84:GLN:H	18	1.88
(1,37)	1:A:104:ARG:C	2:B:84:GLN:HA	18	1.88
(1,37)	1:A:104:ARG:C	2:B:84:GLN:HB2	18	1.88
(1,37)	1:A:104:ARG:C	2:B:84:GLN:HB3	18	1.88
(1,37)	1:A:104:ARG:C	2:B:84:GLN:HE21	18	1.88
(1,37)	1:A:104:ARG:C	2:B:84:GLN:HE22	18	1.88
(1,37)	1:A:104:ARG:C	2:B:84:GLN:HG2	18	1.88
(1,37)	1:A:104:ARG:C	2:B:84:GLN:HG3	18	1.88
(1,37)	1:A:104:ARG:C	2:B:84:GLN:N	18	1.88
(1,37)	1:A:104:ARG:C	2:B:84:GLN:NE2	18	1.88
(1,37)	1:A:104:ARG:C	2:B:84:GLN:O	18	1.88
(1,37)	1:A:104:ARG:C	2:B:84:GLN:OE1	18	1.88
(1,37)	1:A:104:ARG:C	2:B:97:THR:C	18	1.88
(1,37)	1:A:104:ARG:C	2:B:97:THR:CA	18	1.88
(1,37)	1:A:104:ARG:C	2:B:97:THR:CB	18	1.88
(1,37)	1:A:104:ARG:C	2:B:97:THR:CG2	18	1.88
(1,37)	1:A:104:ARG:C	2:B:97:THR:H	18	1.88
(1,37)	1:A:104:ARG:C	2:B:97:THR:HA	18	1.88
(1,37)	1:A:104:ARG:C	2:B:97:THR:HB	18	1.88
(1,37)	1:A:104:ARG:C	2:B:97:THR:HG1	18	1.88
(1,37)	1:A:104:ARG:C	2:B:97:THR:HG21	18	1.88
(1,37)	1:A:104:ARG:C	2:B:97:THR:HG22	18	1.88
(1,37)	1:A:104:ARG:C	2:B:97:THR:HG23	18	1.88
(1,37)	1:A:104:ARG:C	2:B:97:THR:N	18	1.88
(1,37)	1:A:104:ARG:C	2:B:97:THR:O	18	1.88
(1,37)	1:A:104:ARG:C	2:B:97:THR:OG1	18	1.88

*Continued on next page...*

*Continued from previous page...*

Key	Atom-1	Atom-2	Model ID	Violation (Å)
(1,37)	1:A:104:ARG:C	2:B:99:HIS:C	18	1.88
(1,37)	1:A:104:ARG:C	2:B:99:HIS:CA	18	1.88
(1,37)	1:A:104:ARG:C	2:B:99:HIS:CB	18	1.88
(1,37)	1:A:104:ARG:C	2:B:99:HIS:CD2	18	1.88
(1,37)	1:A:104:ARG:C	2:B:99:HIS:CE1	18	1.88
(1,37)	1:A:104:ARG:C	2:B:99:HIS:CG	18	1.88
(1,37)	1:A:104:ARG:C	2:B:99:HIS:H	18	1.88
(1,37)	1:A:104:ARG:C	2:B:99:HIS:HA	18	1.88
(1,37)	1:A:104:ARG:C	2:B:99:HIS:HB2	18	1.88
(1,37)	1:A:104:ARG:C	2:B:99:HIS:HB3	18	1.88
(1,37)	1:A:104:ARG:C	2:B:99:HIS:HD1	18	1.88
(1,37)	1:A:104:ARG:C	2:B:99:HIS:HD2	18	1.88
(1,37)	1:A:104:ARG:C	2:B:99:HIS:HE1	18	1.88
(1,37)	1:A:104:ARG:C	2:B:99:HIS:HE2	18	1.88
(1,37)	1:A:104:ARG:C	2:B:99:HIS:N	18	1.88
(1,37)	1:A:104:ARG:C	2:B:99:HIS:ND1	18	1.88
(1,37)	1:A:104:ARG:C	2:B:99:HIS:NE2	18	1.88
(1,37)	1:A:104:ARG:C	2:B:99:HIS:O	18	1.88
(1,37)	1:A:104:ARG:C	2:B:101:VAL:C	18	1.88
(1,37)	1:A:104:ARG:C	2:B:101:VAL:CA	18	1.88
(1,37)	1:A:104:ARG:C	2:B:101:VAL:CB	18	1.88
(1,37)	1:A:104:ARG:C	2:B:101:VAL:CG1	18	1.88
(1,37)	1:A:104:ARG:C	2:B:101:VAL:CG2	18	1.88
(1,37)	1:A:104:ARG:C	2:B:101:VAL:H	18	1.88
(1,37)	1:A:104:ARG:C	2:B:101:VAL:HA	18	1.88
(1,37)	1:A:104:ARG:C	2:B:101:VAL:HB	18	1.88
(1,37)	1:A:104:ARG:C	2:B:101:VAL:HG11	18	1.88
(1,37)	1:A:104:ARG:C	2:B:101:VAL:HG12	18	1.88
(1,37)	1:A:104:ARG:C	2:B:101:VAL:HG13	18	1.88
(1,37)	1:A:104:ARG:C	2:B:101:VAL:HG21	18	1.88
(1,37)	1:A:104:ARG:C	2:B:101:VAL:HG22	18	1.88
(1,37)	1:A:104:ARG:C	2:B:101:VAL:HG23	18	1.88
(1,37)	1:A:104:ARG:C	2:B:101:VAL:N	18	1.88
(1,37)	1:A:104:ARG:C	2:B:101:VAL:O	18	1.88
(1,37)	1:A:104:ARG:CA	2:B:75:ILE:C	18	1.88
(1,37)	1:A:104:ARG:CA	2:B:75:ILE:CA	18	1.88
(1,37)	1:A:104:ARG:CA	2:B:75:ILE:CB	18	1.88
(1,37)	1:A:104:ARG:CA	2:B:75:ILE:CD1	18	1.88
(1,37)	1:A:104:ARG:CA	2:B:75:ILE:CG1	18	1.88
(1,37)	1:A:104:ARG:CA	2:B:75:ILE:CG2	18	1.88
(1,37)	1:A:104:ARG:CA	2:B:75:ILE:H	18	1.88
(1,37)	1:A:104:ARG:CA	2:B:75:ILE:HA	18	1.88

*Continued on next page...*

*Continued from previous page...*

Key	Atom-1	Atom-2	Model ID	Violation (Å)
(1,37)	1:A:104:ARG:CA	2:B:75:ILE:HB	18	1.88
(1,37)	1:A:104:ARG:CA	2:B:75:ILE:HD11	18	1.88
(1,37)	1:A:104:ARG:CA	2:B:75:ILE:HD12	18	1.88
(1,37)	1:A:104:ARG:CA	2:B:75:ILE:HD13	18	1.88
(1,37)	1:A:104:ARG:CA	2:B:75:ILE:HG12	18	1.88
(1,37)	1:A:104:ARG:CA	2:B:75:ILE:HG13	18	1.88
(1,37)	1:A:104:ARG:CA	2:B:75:ILE:HG21	18	1.88
(1,37)	1:A:104:ARG:CA	2:B:75:ILE:HG22	18	1.88
(1,37)	1:A:104:ARG:CA	2:B:75:ILE:HG23	18	1.88
(1,37)	1:A:104:ARG:CA	2:B:75:ILE:N	18	1.88
(1,37)	1:A:104:ARG:CA	2:B:75:ILE:O	18	1.88
(1,37)	1:A:104:ARG:CA	2:B:77:ALA:C	18	1.88
(1,37)	1:A:104:ARG:CA	2:B:77:ALA:CA	18	1.88
(1,37)	1:A:104:ARG:CA	2:B:77:ALA:CB	18	1.88
(1,37)	1:A:104:ARG:CA	2:B:77:ALA:H	18	1.88
(1,37)	1:A:104:ARG:CA	2:B:77:ALA:HA	18	1.88
(1,37)	1:A:104:ARG:CA	2:B:77:ALA:HB1	18	1.88
(1,37)	1:A:104:ARG:CA	2:B:77:ALA:HB2	18	1.88
(1,37)	1:A:104:ARG:CA	2:B:77:ALA:HB3	18	1.88
(1,37)	1:A:104:ARG:CA	2:B:77:ALA:N	18	1.88
(1,37)	1:A:104:ARG:CA	2:B:77:ALA:O	18	1.88
(1,37)	1:A:104:ARG:CA	2:B:78:GLY:C	18	1.88
(1,37)	1:A:104:ARG:CA	2:B:78:GLY:CA	18	1.88
(1,37)	1:A:104:ARG:CA	2:B:78:GLY:H	18	1.88
(1,37)	1:A:104:ARG:CA	2:B:78:GLY:HA2	18	1.88
(1,37)	1:A:104:ARG:CA	2:B:78:GLY:HA3	18	1.88
(1,37)	1:A:104:ARG:CA	2:B:78:GLY:N	18	1.88
(1,37)	1:A:104:ARG:CA	2:B:78:GLY:O	18	1.88
(1,37)	1:A:104:ARG:CA	2:B:79:LYS:C	18	1.88
(1,37)	1:A:104:ARG:CA	2:B:79:LYS:CA	18	1.88
(1,37)	1:A:104:ARG:CA	2:B:79:LYS:CB	18	1.88
(1,37)	1:A:104:ARG:CA	2:B:79:LYS:CD	18	1.88
(1,37)	1:A:104:ARG:CA	2:B:79:LYS:CE	18	1.88
(1,37)	1:A:104:ARG:CA	2:B:79:LYS:CG	18	1.88
(1,37)	1:A:104:ARG:CA	2:B:79:LYS:H	18	1.88
(1,37)	1:A:104:ARG:CA	2:B:79:LYS:HA	18	1.88
(1,37)	1:A:104:ARG:CA	2:B:79:LYS:HB2	18	1.88
(1,37)	1:A:104:ARG:CA	2:B:79:LYS:HB3	18	1.88
(1,37)	1:A:104:ARG:CA	2:B:79:LYS:HD2	18	1.88
(1,37)	1:A:104:ARG:CA	2:B:79:LYS:HD3	18	1.88
(1,37)	1:A:104:ARG:CA	2:B:79:LYS:HE2	18	1.88
(1,37)	1:A:104:ARG:CA	2:B:79:LYS:HE3	18	1.88

*Continued on next page...*

*Continued from previous page...*

Key	Atom-1	Atom-2	Model ID	Violation (Å)
(1,37)	1:A:104:ARG:CA	2:B:79:LYS:HG2	18	1.88
(1,37)	1:A:104:ARG:CA	2:B:79:LYS:HG3	18	1.88
(1,37)	1:A:104:ARG:CA	2:B:79:LYS:HZ1	18	1.88
(1,37)	1:A:104:ARG:CA	2:B:79:LYS:HZ2	18	1.88
(1,37)	1:A:104:ARG:CA	2:B:79:LYS:HZ3	18	1.88
(1,37)	1:A:104:ARG:CA	2:B:79:LYS:N	18	1.88
(1,37)	1:A:104:ARG:CA	2:B:79:LYS:NZ	18	1.88
(1,37)	1:A:104:ARG:CA	2:B:79:LYS:O	18	1.88
(1,37)	1:A:104:ARG:CA	2:B:80:ILE:C	18	1.88
(1,37)	1:A:104:ARG:CA	2:B:80:ILE:CA	18	1.88
(1,37)	1:A:104:ARG:CA	2:B:80:ILE:CB	18	1.88
(1,37)	1:A:104:ARG:CA	2:B:80:ILE:CD1	18	1.88
(1,37)	1:A:104:ARG:CA	2:B:80:ILE:CG1	18	1.88
(1,37)	1:A:104:ARG:CA	2:B:80:ILE:CG2	18	1.88
(1,37)	1:A:104:ARG:CA	2:B:80:ILE:H	18	1.88
(1,37)	1:A:104:ARG:CA	2:B:80:ILE:HA	18	1.88
(1,37)	1:A:104:ARG:CA	2:B:80:ILE:HB	18	1.88
(1,37)	1:A:104:ARG:CA	2:B:80:ILE:HD11	18	1.88
(1,37)	1:A:104:ARG:CA	2:B:80:ILE:HD12	18	1.88
(1,37)	1:A:104:ARG:CA	2:B:80:ILE:HD13	18	1.88
(1,37)	1:A:104:ARG:CA	2:B:80:ILE:HG12	18	1.88
(1,37)	1:A:104:ARG:CA	2:B:80:ILE:HG13	18	1.88
(1,37)	1:A:104:ARG:CA	2:B:80:ILE:HG21	18	1.88
(1,37)	1:A:104:ARG:CA	2:B:80:ILE:HG22	18	1.88
(1,37)	1:A:104:ARG:CA	2:B:80:ILE:HG23	18	1.88
(1,37)	1:A:104:ARG:CA	2:B:80:ILE:N	18	1.88
(1,37)	1:A:104:ARG:CA	2:B:80:ILE:O	18	1.88
(1,37)	1:A:104:ARG:CA	2:B:84:GLN:C	18	1.88
(1,37)	1:A:104:ARG:CA	2:B:84:GLN:CA	18	1.88
(1,37)	1:A:104:ARG:CA	2:B:84:GLN:CB	18	1.88
(1,37)	1:A:104:ARG:CA	2:B:84:GLN:CD	18	1.88
(1,37)	1:A:104:ARG:CA	2:B:84:GLN:CG	18	1.88
(1,37)	1:A:104:ARG:CA	2:B:84:GLN:H	18	1.88
(1,37)	1:A:104:ARG:CA	2:B:84:GLN:HA	18	1.88
(1,37)	1:A:104:ARG:CA	2:B:84:GLN:HB2	18	1.88
(1,37)	1:A:104:ARG:CA	2:B:84:GLN:HB3	18	1.88
(1,37)	1:A:104:ARG:CA	2:B:84:GLN:HE21	18	1.88
(1,37)	1:A:104:ARG:CA	2:B:84:GLN:HE22	18	1.88
(1,37)	1:A:104:ARG:CA	2:B:84:GLN:HG2	18	1.88
(1,37)	1:A:104:ARG:CA	2:B:84:GLN:HG3	18	1.88
(1,37)	1:A:104:ARG:CA	2:B:84:GLN:N	18	1.88
(1,37)	1:A:104:ARG:CA	2:B:84:GLN:NE2	18	1.88

*Continued on next page...*

*Continued from previous page...*

Key	Atom-1	Atom-2	Model ID	Violation (Å)
(1,37)	1:A:104:ARG:CA	2:B:84:GLN:O	18	1.88
(1,37)	1:A:104:ARG:CA	2:B:84:GLN:OE1	18	1.88
(1,37)	1:A:104:ARG:CA	2:B:97:THR:C	18	1.88
(1,37)	1:A:104:ARG:CA	2:B:97:THR:CA	18	1.88
(1,37)	1:A:104:ARG:CA	2:B:97:THR:CB	18	1.88
(1,37)	1:A:104:ARG:CA	2:B:97:THR:CG2	18	1.88
(1,37)	1:A:104:ARG:CA	2:B:97:THR:H	18	1.88
(1,37)	1:A:104:ARG:CA	2:B:97:THR:HA	18	1.88
(1,37)	1:A:104:ARG:CA	2:B:97:THR:HB	18	1.88
(1,37)	1:A:104:ARG:CA	2:B:97:THR:HG1	18	1.88
(1,37)	1:A:104:ARG:CA	2:B:97:THR:HG21	18	1.88
(1,37)	1:A:104:ARG:CA	2:B:97:THR:HG22	18	1.88
(1,37)	1:A:104:ARG:CA	2:B:97:THR:HG23	18	1.88
(1,37)	1:A:104:ARG:CA	2:B:97:THR:N	18	1.88
(1,37)	1:A:104:ARG:CA	2:B:97:THR:O	18	1.88
(1,37)	1:A:104:ARG:CA	2:B:97:THR:OG1	18	1.88
(1,37)	1:A:104:ARG:CA	2:B:99:HIS:C	18	1.88
(1,37)	1:A:104:ARG:CA	2:B:99:HIS:CA	18	1.88
(1,37)	1:A:104:ARG:CA	2:B:99:HIS:CB	18	1.88
(1,37)	1:A:104:ARG:CA	2:B:99:HIS:CD2	18	1.88
(1,37)	1:A:104:ARG:CA	2:B:99:HIS:CE1	18	1.88
(1,37)	1:A:104:ARG:CA	2:B:99:HIS:CG	18	1.88
(1,37)	1:A:104:ARG:CA	2:B:99:HIS:H	18	1.88
(1,37)	1:A:104:ARG:CA	2:B:99:HIS:HA	18	1.88
(1,37)	1:A:104:ARG:CA	2:B:99:HIS:HB2	18	1.88
(1,37)	1:A:104:ARG:CA	2:B:99:HIS:HB3	18	1.88
(1,37)	1:A:104:ARG:CA	2:B:99:HIS:HD1	18	1.88
(1,37)	1:A:104:ARG:CA	2:B:99:HIS:HD2	18	1.88
(1,37)	1:A:104:ARG:CA	2:B:99:HIS:HE1	18	1.88
(1,37)	1:A:104:ARG:CA	2:B:99:HIS:HE2	18	1.88
(1,37)	1:A:104:ARG:CA	2:B:99:HIS:N	18	1.88
(1,37)	1:A:104:ARG:CA	2:B:99:HIS:ND1	18	1.88
(1,37)	1:A:104:ARG:CA	2:B:99:HIS:NE2	18	1.88
(1,37)	1:A:104:ARG:CA	2:B:99:HIS:O	18	1.88
(1,37)	1:A:104:ARG:CA	2:B:101:VAL:C	18	1.88
(1,37)	1:A:104:ARG:CA	2:B:101:VAL:CA	18	1.88
(1,37)	1:A:104:ARG:CA	2:B:101:VAL:CB	18	1.88
(1,37)	1:A:104:ARG:CA	2:B:101:VAL:CG1	18	1.88
(1,37)	1:A:104:ARG:CA	2:B:101:VAL:CG2	18	1.88
(1,37)	1:A:104:ARG:CA	2:B:101:VAL:H	18	1.88
(1,37)	1:A:104:ARG:CA	2:B:101:VAL:HA	18	1.88
(1,37)	1:A:104:ARG:CA	2:B:101:VAL:HB	18	1.88

*Continued on next page...*

*Continued from previous page...*

Key	Atom-1	Atom-2	Model ID	Violation (Å)
(1,37)	1:A:104:ARG:CA	2:B:101:VAL:HG11	18	1.88
(1,37)	1:A:104:ARG:CA	2:B:101:VAL:HG12	18	1.88
(1,37)	1:A:104:ARG:CA	2:B:101:VAL:HG13	18	1.88
(1,37)	1:A:104:ARG:CA	2:B:101:VAL:HG21	18	1.88
(1,37)	1:A:104:ARG:CA	2:B:101:VAL:HG22	18	1.88
(1,37)	1:A:104:ARG:CA	2:B:101:VAL:HG23	18	1.88
(1,37)	1:A:104:ARG:CA	2:B:101:VAL:N	18	1.88
(1,37)	1:A:104:ARG:CA	2:B:101:VAL:O	18	1.88
(1,37)	1:A:104:ARG:CB	2:B:75:ILE:C	18	1.88
(1,37)	1:A:104:ARG:CB	2:B:75:ILE:CA	18	1.88
(1,37)	1:A:104:ARG:CB	2:B:75:ILE:CB	18	1.88
(1,37)	1:A:104:ARG:CB	2:B:75:ILE:CD1	18	1.88
(1,37)	1:A:104:ARG:CB	2:B:75:ILE:CG1	18	1.88
(1,37)	1:A:104:ARG:CB	2:B:75:ILE:CG2	18	1.88
(1,37)	1:A:104:ARG:CB	2:B:75:ILE:H	18	1.88
(1,37)	1:A:104:ARG:CB	2:B:75:ILE:HA	18	1.88
(1,37)	1:A:104:ARG:CB	2:B:75:ILE:HB	18	1.88
(1,37)	1:A:104:ARG:CB	2:B:75:ILE:HD11	18	1.88
(1,37)	1:A:104:ARG:CB	2:B:75:ILE:HD12	18	1.88
(1,37)	1:A:104:ARG:CB	2:B:75:ILE:HD13	18	1.88
(1,37)	1:A:104:ARG:CB	2:B:75:ILE:HG12	18	1.88
(1,37)	1:A:104:ARG:CB	2:B:75:ILE:HG13	18	1.88
(1,37)	1:A:104:ARG:CB	2:B:75:ILE:HG21	18	1.88
(1,37)	1:A:104:ARG:CB	2:B:75:ILE:HG22	18	1.88
(1,37)	1:A:104:ARG:CB	2:B:75:ILE:HG23	18	1.88
(1,37)	1:A:104:ARG:CB	2:B:75:ILE:N	18	1.88
(1,37)	1:A:104:ARG:CB	2:B:75:ILE:O	18	1.88
(1,37)	1:A:104:ARG:CB	2:B:77:ALA:C	18	1.88
(1,37)	1:A:104:ARG:CB	2:B:77:ALA:CA	18	1.88
(1,37)	1:A:104:ARG:CB	2:B:77:ALA:CB	18	1.88
(1,37)	1:A:104:ARG:CB	2:B:77:ALA:H	18	1.88
(1,37)	1:A:104:ARG:CB	2:B:77:ALA:HA	18	1.88
(1,37)	1:A:104:ARG:CB	2:B:77:ALA:HB1	18	1.88
(1,37)	1:A:104:ARG:CB	2:B:77:ALA:HB2	18	1.88
(1,37)	1:A:104:ARG:CB	2:B:77:ALA:HB3	18	1.88
(1,37)	1:A:104:ARG:CB	2:B:77:ALA:N	18	1.88
(1,37)	1:A:104:ARG:CB	2:B:77:ALA:O	18	1.88
(1,37)	1:A:104:ARG:CB	2:B:78:GLY:C	18	1.88
(1,37)	1:A:104:ARG:CB	2:B:78:GLY:CA	18	1.88
(1,37)	1:A:104:ARG:CB	2:B:78:GLY:H	18	1.88
(1,37)	1:A:104:ARG:CB	2:B:78:GLY:HA2	18	1.88
(1,37)	1:A:104:ARG:CB	2:B:78:GLY:HA3	18	1.88

*Continued on next page...*



*Continued from previous page...*

Key	Atom-1	Atom-2	Model ID	Violation (Å)
(1,37)	1:A:104:ARG:CB	2:B:78:GLY:N	18	1.88
(1,37)	1:A:104:ARG:CB	2:B:78:GLY:O	18	1.88
(1,37)	1:A:104:ARG:CB	2:B:79:LYS:C	18	1.88
(1,37)	1:A:104:ARG:CB	2:B:79:LYS:CA	18	1.88
(1,37)	1:A:104:ARG:CB	2:B:79:LYS:CB	18	1.88
(1,37)	1:A:104:ARG:CB	2:B:79:LYS:CD	18	1.88
(1,37)	1:A:104:ARG:CB	2:B:79:LYS:CE	18	1.88
(1,37)	1:A:104:ARG:CB	2:B:79:LYS:CG	18	1.88
(1,37)	1:A:104:ARG:CB	2:B:79:LYS:H	18	1.88
(1,37)	1:A:104:ARG:CB	2:B:79:LYS:HA	18	1.88
(1,37)	1:A:104:ARG:CB	2:B:79:LYS:HB2	18	1.88
(1,37)	1:A:104:ARG:CB	2:B:79:LYS:HB3	18	1.88
(1,37)	1:A:104:ARG:CB	2:B:79:LYS:HD2	18	1.88
(1,37)	1:A:104:ARG:CB	2:B:79:LYS:HD3	18	1.88
(1,37)	1:A:104:ARG:CB	2:B:79:LYS:HE2	18	1.88
(1,37)	1:A:104:ARG:CB	2:B:79:LYS:HE3	18	1.88
(1,37)	1:A:104:ARG:CB	2:B:79:LYS:HG2	18	1.88
(1,37)	1:A:104:ARG:CB	2:B:79:LYS:HG3	18	1.88
(1,37)	1:A:104:ARG:CB	2:B:79:LYS:HZ1	18	1.88
(1,37)	1:A:104:ARG:CB	2:B:79:LYS:HZ2	18	1.88
(1,37)	1:A:104:ARG:CB	2:B:79:LYS:HZ3	18	1.88
(1,37)	1:A:104:ARG:CB	2:B:79:LYS:N	18	1.88
(1,37)	1:A:104:ARG:CB	2:B:79:LYS:NZ	18	1.88
(1,37)	1:A:104:ARG:CB	2:B:79:LYS:O	18	1.88
(1,37)	1:A:104:ARG:CB	2:B:80:ILE:C	18	1.88
(1,37)	1:A:104:ARG:CB	2:B:80:ILE:CA	18	1.88
(1,37)	1:A:104:ARG:CB	2:B:80:ILE:CB	18	1.88
(1,37)	1:A:104:ARG:CB	2:B:80:ILE:CD1	18	1.88
(1,37)	1:A:104:ARG:CB	2:B:80:ILE:CG1	18	1.88
(1,37)	1:A:104:ARG:CB	2:B:80:ILE:CG2	18	1.88
(1,37)	1:A:104:ARG:CB	2:B:80:ILE:H	18	1.88
(1,37)	1:A:104:ARG:CB	2:B:80:ILE:HA	18	1.88
(1,37)	1:A:104:ARG:CB	2:B:80:ILE:HB	18	1.88
(1,37)	1:A:104:ARG:CB	2:B:80:ILE:HD11	18	1.88
(1,37)	1:A:104:ARG:CB	2:B:80:ILE:HD12	18	1.88
(1,37)	1:A:104:ARG:CB	2:B:80:ILE:HD13	18	1.88
(1,37)	1:A:104:ARG:CB	2:B:80:ILE:HG12	18	1.88
(1,37)	1:A:104:ARG:CB	2:B:80:ILE:HG13	18	1.88
(1,37)	1:A:104:ARG:CB	2:B:80:ILE:HG21	18	1.88
(1,37)	1:A:104:ARG:CB	2:B:80:ILE:HG22	18	1.88
(1,37)	1:A:104:ARG:CB	2:B:80:ILE:HG23	18	1.88
(1,37)	1:A:104:ARG:CB	2:B:80:ILE:N	18	1.88

*Continued on next page...*

*Continued from previous page...*

Key	Atom-1	Atom-2	Model ID	Violation (Å)
(1,37)	1:A:104:ARG:CB	2:B:80:ILE:O	18	1.88
(1,37)	1:A:104:ARG:CB	2:B:84:GLN:C	18	1.88
(1,37)	1:A:104:ARG:CB	2:B:84:GLN:CA	18	1.88
(1,37)	1:A:104:ARG:CB	2:B:84:GLN:CB	18	1.88
(1,37)	1:A:104:ARG:CB	2:B:84:GLN:CD	18	1.88
(1,37)	1:A:104:ARG:CB	2:B:84:GLN:CG	18	1.88
(1,37)	1:A:104:ARG:CB	2:B:84:GLN:H	18	1.88
(1,37)	1:A:104:ARG:CB	2:B:84:GLN:HA	18	1.88
(1,37)	1:A:104:ARG:CB	2:B:84:GLN:HB2	18	1.88
(1,37)	1:A:104:ARG:CB	2:B:84:GLN:HB3	18	1.88
(1,37)	1:A:104:ARG:CB	2:B:84:GLN:HE21	18	1.88
(1,37)	1:A:104:ARG:CB	2:B:84:GLN:HE22	18	1.88
(1,37)	1:A:104:ARG:CB	2:B:84:GLN:HG2	18	1.88
(1,37)	1:A:104:ARG:CB	2:B:84:GLN:HG3	18	1.88
(1,37)	1:A:104:ARG:CB	2:B:84:GLN:N	18	1.88
(1,37)	1:A:104:ARG:CB	2:B:84:GLN:NE2	18	1.88
(1,37)	1:A:104:ARG:CB	2:B:84:GLN:O	18	1.88
(1,37)	1:A:104:ARG:CB	2:B:84:GLN:OE1	18	1.88
(1,37)	1:A:104:ARG:CB	2:B:97:THR:C	18	1.88
(1,37)	1:A:104:ARG:CB	2:B:97:THR:CA	18	1.88
(1,37)	1:A:104:ARG:CB	2:B:97:THR:CB	18	1.88
(1,37)	1:A:104:ARG:CB	2:B:97:THR:CG2	18	1.88
(1,37)	1:A:104:ARG:CB	2:B:97:THR:H	18	1.88
(1,37)	1:A:104:ARG:CB	2:B:97:THR:HA	18	1.88
(1,37)	1:A:104:ARG:CB	2:B:97:THR:HB	18	1.88
(1,37)	1:A:104:ARG:CB	2:B:97:THR:HG1	18	1.88
(1,37)	1:A:104:ARG:CB	2:B:97:THR:HG21	18	1.88
(1,37)	1:A:104:ARG:CB	2:B:97:THR:HG22	18	1.88
(1,37)	1:A:104:ARG:CB	2:B:97:THR:HG23	18	1.88
(1,37)	1:A:104:ARG:CB	2:B:97:THR:N	18	1.88
(1,37)	1:A:104:ARG:CB	2:B:97:THR:O	18	1.88
(1,37)	1:A:104:ARG:CB	2:B:97:THR:OG1	18	1.88
(1,37)	1:A:104:ARG:CB	2:B:99:HIS:C	18	1.88
(1,37)	1:A:104:ARG:CB	2:B:99:HIS:CA	18	1.88
(1,37)	1:A:104:ARG:CB	2:B:99:HIS:CB	18	1.88
(1,37)	1:A:104:ARG:CB	2:B:99:HIS:CD2	18	1.88
(1,37)	1:A:104:ARG:CB	2:B:99:HIS:CE1	18	1.88
(1,37)	1:A:104:ARG:CB	2:B:99:HIS:CG	18	1.88
(1,37)	1:A:104:ARG:CB	2:B:99:HIS:H	18	1.88
(1,37)	1:A:104:ARG:CB	2:B:99:HIS:HA	18	1.88
(1,37)	1:A:104:ARG:CB	2:B:99:HIS:HB2	18	1.88
(1,37)	1:A:104:ARG:CB	2:B:99:HIS:HB3	18	1.88

*Continued on next page...*

*Continued from previous page...*

Key	Atom-1	Atom-2	Model ID	Violation (Å)
(1,37)	1:A:104:ARG:CB	2:B:99:HIS:HD1	18	1.88
(1,37)	1:A:104:ARG:CB	2:B:99:HIS:HD2	18	1.88
(1,37)	1:A:104:ARG:CB	2:B:99:HIS:HE1	18	1.88
(1,37)	1:A:104:ARG:CB	2:B:99:HIS:HE2	18	1.88
(1,37)	1:A:104:ARG:CB	2:B:99:HIS:N	18	1.88
(1,37)	1:A:104:ARG:CB	2:B:99:HIS:ND1	18	1.88
(1,37)	1:A:104:ARG:CB	2:B:99:HIS:NE2	18	1.88
(1,37)	1:A:104:ARG:CB	2:B:99:HIS:O	18	1.88
(1,37)	1:A:104:ARG:CB	2:B:101:VAL:C	18	1.88
(1,37)	1:A:104:ARG:CB	2:B:101:VAL:CA	18	1.88
(1,37)	1:A:104:ARG:CB	2:B:101:VAL:CB	18	1.88
(1,37)	1:A:104:ARG:CB	2:B:101:VAL:CG1	18	1.88
(1,37)	1:A:104:ARG:CB	2:B:101:VAL:CG2	18	1.88
(1,37)	1:A:104:ARG:CB	2:B:101:VAL:H	18	1.88
(1,37)	1:A:104:ARG:CB	2:B:101:VAL:HA	18	1.88
(1,37)	1:A:104:ARG:CB	2:B:101:VAL:HB	18	1.88
(1,37)	1:A:104:ARG:CB	2:B:101:VAL:HG11	18	1.88
(1,37)	1:A:104:ARG:CB	2:B:101:VAL:HG12	18	1.88
(1,37)	1:A:104:ARG:CB	2:B:101:VAL:HG13	18	1.88
(1,37)	1:A:104:ARG:CB	2:B:101:VAL:HG21	18	1.88
(1,37)	1:A:104:ARG:CB	2:B:101:VAL:HG22	18	1.88
(1,37)	1:A:104:ARG:CB	2:B:101:VAL:HG23	18	1.88
(1,37)	1:A:104:ARG:CB	2:B:101:VAL:N	18	1.88
(1,37)	1:A:104:ARG:CB	2:B:101:VAL:O	18	1.88
(1,37)	1:A:104:ARG:CD	2:B:75:ILE:C	18	1.88
(1,37)	1:A:104:ARG:CD	2:B:75:ILE:CA	18	1.88
(1,37)	1:A:104:ARG:CD	2:B:75:ILE:CB	18	1.88
(1,37)	1:A:104:ARG:CD	2:B:75:ILE:CD1	18	1.88
(1,37)	1:A:104:ARG:CD	2:B:75:ILE:CG1	18	1.88
(1,37)	1:A:104:ARG:CD	2:B:75:ILE:CG2	18	1.88
(1,37)	1:A:104:ARG:CD	2:B:75:ILE:H	18	1.88
(1,37)	1:A:104:ARG:CD	2:B:75:ILE:HA	18	1.88
(1,37)	1:A:104:ARG:CD	2:B:75:ILE:HB	18	1.88
(1,37)	1:A:104:ARG:CD	2:B:75:ILE:HD11	18	1.88
(1,37)	1:A:104:ARG:CD	2:B:75:ILE:HD12	18	1.88
(1,37)	1:A:104:ARG:CD	2:B:75:ILE:HD13	18	1.88
(1,37)	1:A:104:ARG:CD	2:B:75:ILE:HG12	18	1.88
(1,37)	1:A:104:ARG:CD	2:B:75:ILE:HG13	18	1.88
(1,37)	1:A:104:ARG:CD	2:B:75:ILE:HG21	18	1.88
(1,37)	1:A:104:ARG:CD	2:B:75:ILE:HG22	18	1.88
(1,37)	1:A:104:ARG:CD	2:B:75:ILE:HG23	18	1.88
(1,37)	1:A:104:ARG:CD	2:B:75:ILE:N	18	1.88

*Continued on next page...*

*Continued from previous page...*

Key	Atom-1	Atom-2	Model ID	Violation (Å)
(1,37)	1:A:104:ARG:CD	2:B:75:ILE:O	18	1.88
(1,37)	1:A:104:ARG:CD	2:B:77:ALA:C	18	1.88
(1,37)	1:A:104:ARG:CD	2:B:77:ALA:CA	18	1.88
(1,37)	1:A:104:ARG:CD	2:B:77:ALA:CB	18	1.88
(1,37)	1:A:104:ARG:CD	2:B:77:ALA:H	18	1.88
(1,37)	1:A:104:ARG:CD	2:B:77:ALA:HA	18	1.88
(1,37)	1:A:104:ARG:CD	2:B:77:ALA:HB1	18	1.88
(1,37)	1:A:104:ARG:CD	2:B:77:ALA:HB2	18	1.88
(1,37)	1:A:104:ARG:CD	2:B:77:ALA:HB3	18	1.88
(1,37)	1:A:104:ARG:CD	2:B:77:ALA:N	18	1.88
(1,37)	1:A:104:ARG:CD	2:B:77:ALA:O	18	1.88
(1,37)	1:A:104:ARG:CD	2:B:78:GLY:C	18	1.88
(1,37)	1:A:104:ARG:CD	2:B:78:GLY:CA	18	1.88
(1,37)	1:A:104:ARG:CD	2:B:78:GLY:H	18	1.88
(1,37)	1:A:104:ARG:CD	2:B:78:GLY:HA2	18	1.88
(1,37)	1:A:104:ARG:CD	2:B:78:GLY:HA3	18	1.88
(1,37)	1:A:104:ARG:CD	2:B:78:GLY:N	18	1.88
(1,37)	1:A:104:ARG:CD	2:B:78:GLY:O	18	1.88
(1,37)	1:A:104:ARG:CD	2:B:79:LYS:C	18	1.88
(1,37)	1:A:104:ARG:CD	2:B:79:LYS:CA	18	1.88
(1,37)	1:A:104:ARG:CD	2:B:79:LYS:CB	18	1.88
(1,37)	1:A:104:ARG:CD	2:B:79:LYS:CD	18	1.88
(1,37)	1:A:104:ARG:CD	2:B:79:LYS:CE	18	1.88
(1,37)	1:A:104:ARG:CD	2:B:79:LYS:CG	18	1.88
(1,37)	1:A:104:ARG:CD	2:B:79:LYS:H	18	1.88
(1,37)	1:A:104:ARG:CD	2:B:79:LYS:HA	18	1.88
(1,37)	1:A:104:ARG:CD	2:B:79:LYS:HB2	18	1.88
(1,37)	1:A:104:ARG:CD	2:B:79:LYS:HB3	18	1.88
(1,37)	1:A:104:ARG:CD	2:B:79:LYS:HD2	18	1.88
(1,37)	1:A:104:ARG:CD	2:B:79:LYS:HD3	18	1.88
(1,37)	1:A:104:ARG:CD	2:B:79:LYS:HE2	18	1.88
(1,37)	1:A:104:ARG:CD	2:B:79:LYS:HE3	18	1.88
(1,37)	1:A:104:ARG:CD	2:B:79:LYS:HG2	18	1.88
(1,37)	1:A:104:ARG:CD	2:B:79:LYS:HG3	18	1.88
(1,37)	1:A:104:ARG:CD	2:B:79:LYS:HZ1	18	1.88
(1,37)	1:A:104:ARG:CD	2:B:79:LYS:HZ2	18	1.88
(1,37)	1:A:104:ARG:CD	2:B:79:LYS:HZ3	18	1.88
(1,37)	1:A:104:ARG:CD	2:B:79:LYS:N	18	1.88
(1,37)	1:A:104:ARG:CD	2:B:79:LYS:NZ	18	1.88
(1,37)	1:A:104:ARG:CD	2:B:79:LYS:O	18	1.88
(1,37)	1:A:104:ARG:CD	2:B:80:ILE:C	18	1.88
(1,37)	1:A:104:ARG:CD	2:B:80:ILE:CA	18	1.88

*Continued on next page...*

*Continued from previous page...*

Key	Atom-1	Atom-2	Model ID	Violation (Å)
(1,37)	1:A:104:ARG:CD	2:B:80:ILE:CB	18	1.88
(1,37)	1:A:104:ARG:CD	2:B:80:ILE:CD1	18	1.88
(1,37)	1:A:104:ARG:CD	2:B:80:ILE:CG1	18	1.88
(1,37)	1:A:104:ARG:CD	2:B:80:ILE:CG2	18	1.88
(1,37)	1:A:104:ARG:CD	2:B:80:ILE:H	18	1.88
(1,37)	1:A:104:ARG:CD	2:B:80:ILE:HA	18	1.88
(1,37)	1:A:104:ARG:CD	2:B:80:ILE:HB	18	1.88
(1,37)	1:A:104:ARG:CD	2:B:80:ILE:HD11	18	1.88
(1,37)	1:A:104:ARG:CD	2:B:80:ILE:HD12	18	1.88
(1,37)	1:A:104:ARG:CD	2:B:80:ILE:HD13	18	1.88
(1,37)	1:A:104:ARG:CD	2:B:80:ILE:HG12	18	1.88
(1,37)	1:A:104:ARG:CD	2:B:80:ILE:HG13	18	1.88
(1,37)	1:A:104:ARG:CD	2:B:80:ILE:HG21	18	1.88
(1,37)	1:A:104:ARG:CD	2:B:80:ILE:HG22	18	1.88
(1,37)	1:A:104:ARG:CD	2:B:80:ILE:HG23	18	1.88
(1,37)	1:A:104:ARG:CD	2:B:80:ILE:N	18	1.88
(1,37)	1:A:104:ARG:CD	2:B:80:ILE:O	18	1.88
(1,37)	1:A:104:ARG:CD	2:B:84:GLN:C	18	1.88
(1,37)	1:A:104:ARG:CD	2:B:84:GLN:CA	18	1.88
(1,37)	1:A:104:ARG:CD	2:B:84:GLN:CB	18	1.88
(1,37)	1:A:104:ARG:CD	2:B:84:GLN:CD	18	1.88
(1,37)	1:A:104:ARG:CD	2:B:84:GLN:CG	18	1.88
(1,37)	1:A:104:ARG:CD	2:B:84:GLN:H	18	1.88
(1,37)	1:A:104:ARG:CD	2:B:84:GLN:HA	18	1.88
(1,37)	1:A:104:ARG:CD	2:B:84:GLN:HB2	18	1.88
(1,37)	1:A:104:ARG:CD	2:B:84:GLN:HB3	18	1.88
(1,37)	1:A:104:ARG:CD	2:B:84:GLN:HE21	18	1.88
(1,37)	1:A:104:ARG:CD	2:B:84:GLN:HE22	18	1.88
(1,37)	1:A:104:ARG:CD	2:B:84:GLN:HG2	18	1.88
(1,37)	1:A:104:ARG:CD	2:B:84:GLN:HG3	18	1.88
(1,37)	1:A:104:ARG:CD	2:B:84:GLN:N	18	1.88
(1,37)	1:A:104:ARG:CD	2:B:84:GLN:NE2	18	1.88
(1,37)	1:A:104:ARG:CD	2:B:84:GLN:O	18	1.88
(1,37)	1:A:104:ARG:CD	2:B:84:GLN:OE1	18	1.88
(1,37)	1:A:104:ARG:CD	2:B:97:THR:C	18	1.88
(1,37)	1:A:104:ARG:CD	2:B:97:THR:CA	18	1.88
(1,37)	1:A:104:ARG:CD	2:B:97:THR:CB	18	1.88
(1,37)	1:A:104:ARG:CD	2:B:97:THR:CG2	18	1.88
(1,37)	1:A:104:ARG:CD	2:B:97:THR:H	18	1.88
(1,37)	1:A:104:ARG:CD	2:B:97:THR:HA	18	1.88
(1,37)	1:A:104:ARG:CD	2:B:97:THR:HB	18	1.88
(1,37)	1:A:104:ARG:CD	2:B:97:THR:HG1	18	1.88

*Continued on next page...*

*Continued from previous page...*

Key	Atom-1	Atom-2	Model ID	Violation (Å)
(1,37)	1:A:104:ARG:CD	2:B:97:THR:HG21	18	1.88
(1,37)	1:A:104:ARG:CD	2:B:97:THR:HG22	18	1.88
(1,37)	1:A:104:ARG:CD	2:B:97:THR:HG23	18	1.88
(1,37)	1:A:104:ARG:CD	2:B:97:THR:N	18	1.88
(1,37)	1:A:104:ARG:CD	2:B:97:THR:O	18	1.88
(1,37)	1:A:104:ARG:CD	2:B:97:THR:OG1	18	1.88
(1,37)	1:A:104:ARG:CD	2:B:99:HIS:C	18	1.88
(1,37)	1:A:104:ARG:CD	2:B:99:HIS:CA	18	1.88
(1,37)	1:A:104:ARG:CD	2:B:99:HIS:CB	18	1.88
(1,37)	1:A:104:ARG:CD	2:B:99:HIS:CD2	18	1.88
(1,37)	1:A:104:ARG:CD	2:B:99:HIS:CE1	18	1.88
(1,37)	1:A:104:ARG:CD	2:B:99:HIS:CG	18	1.88
(1,37)	1:A:104:ARG:CD	2:B:99:HIS:H	18	1.88
(1,37)	1:A:104:ARG:CD	2:B:99:HIS:HA	18	1.88
(1,37)	1:A:104:ARG:CD	2:B:99:HIS:HB2	18	1.88
(1,37)	1:A:104:ARG:CD	2:B:99:HIS:HB3	18	1.88
(1,37)	1:A:104:ARG:CD	2:B:99:HIS:HD1	18	1.88
(1,37)	1:A:104:ARG:CD	2:B:99:HIS:HD2	18	1.88
(1,37)	1:A:104:ARG:CD	2:B:99:HIS:HE1	18	1.88
(1,37)	1:A:104:ARG:CD	2:B:99:HIS:HE2	18	1.88
(1,37)	1:A:104:ARG:CD	2:B:99:HIS:N	18	1.88
(1,37)	1:A:104:ARG:CD	2:B:99:HIS:ND1	18	1.88
(1,37)	1:A:104:ARG:CD	2:B:99:HIS:NE2	18	1.88
(1,37)	1:A:104:ARG:CD	2:B:99:HIS:O	18	1.88
(1,37)	1:A:104:ARG:CD	2:B:101:VAL:C	18	1.88
(1,37)	1:A:104:ARG:CD	2:B:101:VAL:CA	18	1.88
(1,37)	1:A:104:ARG:CD	2:B:101:VAL:CB	18	1.88
(1,37)	1:A:104:ARG:CD	2:B:101:VAL:CG1	18	1.88
(1,37)	1:A:104:ARG:CD	2:B:101:VAL:CG2	18	1.88
(1,37)	1:A:104:ARG:CD	2:B:101:VAL:H	18	1.88
(1,37)	1:A:104:ARG:CD	2:B:101:VAL:HA	18	1.88
(1,37)	1:A:104:ARG:CD	2:B:101:VAL:HB	18	1.88
(1,37)	1:A:104:ARG:CD	2:B:101:VAL:HG11	18	1.88
(1,37)	1:A:104:ARG:CD	2:B:101:VAL:HG12	18	1.88
(1,37)	1:A:104:ARG:CD	2:B:101:VAL:HG13	18	1.88
(1,37)	1:A:104:ARG:CD	2:B:101:VAL:HG21	18	1.88
(1,37)	1:A:104:ARG:CD	2:B:101:VAL:HG22	18	1.88
(1,37)	1:A:104:ARG:CD	2:B:101:VAL:HG23	18	1.88
(1,37)	1:A:104:ARG:CD	2:B:101:VAL:N	18	1.88
(1,37)	1:A:104:ARG:CD	2:B:101:VAL:O	18	1.88
(1,37)	1:A:104:ARG:CG	2:B:75:ILE:C	18	1.88
(1,37)	1:A:104:ARG:CG	2:B:75:ILE:CA	18	1.88

*Continued on next page...*

*Continued from previous page...*

Key	Atom-1	Atom-2	Model ID	Violation (Å)
(1,37)	1:A:104:ARG:CG	2:B:75:ILE:CB	18	1.88
(1,37)	1:A:104:ARG:CG	2:B:75:ILE:CD1	18	1.88
(1,37)	1:A:104:ARG:CG	2:B:75:ILE:CG1	18	1.88
(1,37)	1:A:104:ARG:CG	2:B:75:ILE:CG2	18	1.88
(1,37)	1:A:104:ARG:CG	2:B:75:ILE:H	18	1.88
(1,37)	1:A:104:ARG:CG	2:B:75:ILE:HA	18	1.88
(1,37)	1:A:104:ARG:CG	2:B:75:ILE:HB	18	1.88
(1,37)	1:A:104:ARG:CG	2:B:75:ILE:HD11	18	1.88
(1,37)	1:A:104:ARG:CG	2:B:75:ILE:HD12	18	1.88
(1,37)	1:A:104:ARG:CG	2:B:75:ILE:HD13	18	1.88
(1,37)	1:A:104:ARG:CG	2:B:75:ILE:HG12	18	1.88
(1,37)	1:A:104:ARG:CG	2:B:75:ILE:HG13	18	1.88
(1,37)	1:A:104:ARG:CG	2:B:75:ILE:HG21	18	1.88
(1,37)	1:A:104:ARG:CG	2:B:75:ILE:HG22	18	1.88
(1,37)	1:A:104:ARG:CG	2:B:75:ILE:HG23	18	1.88
(1,37)	1:A:104:ARG:CG	2:B:75:ILE:N	18	1.88
(1,37)	1:A:104:ARG:CG	2:B:75:ILE:O	18	1.88
(1,37)	1:A:104:ARG:CG	2:B:77:ALA:C	18	1.88
(1,37)	1:A:104:ARG:CG	2:B:77:ALA:CA	18	1.88
(1,37)	1:A:104:ARG:CG	2:B:77:ALA:CB	18	1.88
(1,37)	1:A:104:ARG:CG	2:B:77:ALA:H	18	1.88
(1,37)	1:A:104:ARG:CG	2:B:77:ALA:HA	18	1.88
(1,37)	1:A:104:ARG:CG	2:B:77:ALA:HB1	18	1.88
(1,37)	1:A:104:ARG:CG	2:B:77:ALA:HB2	18	1.88
(1,37)	1:A:104:ARG:CG	2:B:77:ALA:HB3	18	1.88
(1,37)	1:A:104:ARG:CG	2:B:77:ALA:N	18	1.88
(1,37)	1:A:104:ARG:CG	2:B:77:ALA:O	18	1.88
(1,37)	1:A:104:ARG:CG	2:B:78:GLY:C	18	1.88
(1,37)	1:A:104:ARG:CG	2:B:78:GLY:CA	18	1.88
(1,37)	1:A:104:ARG:CG	2:B:78:GLY:H	18	1.88
(1,37)	1:A:104:ARG:CG	2:B:78:GLY:HA2	18	1.88
(1,37)	1:A:104:ARG:CG	2:B:78:GLY:HA3	18	1.88
(1,37)	1:A:104:ARG:CG	2:B:78:GLY:N	18	1.88
(1,37)	1:A:104:ARG:CG	2:B:78:GLY:O	18	1.88
(1,37)	1:A:104:ARG:CG	2:B:79:LYS:C	18	1.88
(1,37)	1:A:104:ARG:CG	2:B:79:LYS:CA	18	1.88
(1,37)	1:A:104:ARG:CG	2:B:79:LYS:CB	18	1.88
(1,37)	1:A:104:ARG:CG	2:B:79:LYS:CD	18	1.88
(1,37)	1:A:104:ARG:CG	2:B:79:LYS:CE	18	1.88
(1,37)	1:A:104:ARG:CG	2:B:79:LYS:CG	18	1.88
(1,37)	1:A:104:ARG:CG	2:B:79:LYS:H	18	1.88
(1,37)	1:A:104:ARG:CG	2:B:79:LYS:HA	18	1.88

*Continued on next page...*

Continued from previous page...

Key	Atom-1	Atom-2	Model ID	Violation (Å)
(1,37)	1:A:104:ARG:CG	2:B:79:LYS:HB2	18	1.88
(1,37)	1:A:104:ARG:CG	2:B:79:LYS:HB3	18	1.88
(1,37)	1:A:104:ARG:CG	2:B:79:LYS:HD2	18	1.88
(1,37)	1:A:104:ARG:CG	2:B:79:LYS:HD3	18	1.88
(1,37)	1:A:104:ARG:CG	2:B:79:LYS:HE2	18	1.88
(1,37)	1:A:104:ARG:CG	2:B:79:LYS:HE3	18	1.88
(1,37)	1:A:104:ARG:CG	2:B:79:LYS:HG2	18	1.88
(1,37)	1:A:104:ARG:CG	2:B:79:LYS:HG3	18	1.88
(1,37)	1:A:104:ARG:CG	2:B:79:LYS:HZ1	18	1.88
(1,37)	1:A:104:ARG:CG	2:B:79:LYS:HZ2	18	1.88
(1,37)	1:A:104:ARG:CG	2:B:79:LYS:HZ3	18	1.88
(1,37)	1:A:104:ARG:CG	2:B:79:LYS:N	18	1.88
(1,37)	1:A:104:ARG:CG	2:B:79:LYS:NZ	18	1.88
(1,37)	1:A:104:ARG:CG	2:B:79:LYS:O	18	1.88
(1,37)	1:A:104:ARG:CG	2:B:80:ILE:C	18	1.88
(1,37)	1:A:104:ARG:CG	2:B:80:ILE:CA	18	1.88
(1,37)	1:A:104:ARG:CG	2:B:80:ILE:CB	18	1.88
(1,37)	1:A:104:ARG:CG	2:B:80:ILE:CD1	18	1.88
(1,37)	1:A:104:ARG:CG	2:B:80:ILE:CG1	18	1.88
(1,37)	1:A:104:ARG:CG	2:B:80:ILE:CG2	18	1.88
(1,37)	1:A:104:ARG:CG	2:B:80:ILE:H	18	1.88
(1,37)	1:A:104:ARG:CG	2:B:80:ILE:HA	18	1.88
(1,37)	1:A:104:ARG:CG	2:B:80:ILE:HB	18	1.88
(1,37)	1:A:104:ARG:CG	2:B:80:ILE:HD11	18	1.88
(1,37)	1:A:104:ARG:CG	2:B:80:ILE:HD12	18	1.88
(1,37)	1:A:104:ARG:CG	2:B:80:ILE:HD13	18	1.88
(1,37)	1:A:104:ARG:CG	2:B:80:ILE:HG12	18	1.88
(1,37)	1:A:104:ARG:CG	2:B:80:ILE:HG13	18	1.88
(1,37)	1:A:104:ARG:CG	2:B:80:ILE:HG21	18	1.88
(1,37)	1:A:104:ARG:CG	2:B:80:ILE:HG22	18	1.88
(1,37)	1:A:104:ARG:CG	2:B:80:ILE:HG23	18	1.88
(1,37)	1:A:104:ARG:CG	2:B:80:ILE:N	18	1.88
(1,37)	1:A:104:ARG:CG	2:B:80:ILE:O	18	1.88
(1,37)	1:A:104:ARG:CG	2:B:84:GLN:C	18	1.88
(1,37)	1:A:104:ARG:CG	2:B:84:GLN:CA	18	1.88
(1,37)	1:A:104:ARG:CG	2:B:84:GLN:CB	18	1.88
(1,37)	1:A:104:ARG:CG	2:B:84:GLN:CD	18	1.88
(1,37)	1:A:104:ARG:CG	2:B:84:GLN:CG	18	1.88
(1,37)	1:A:104:ARG:CG	2:B:84:GLN:H	18	1.88
(1,37)	1:A:104:ARG:CG	2:B:84:GLN:HA	18	1.88
(1,37)	1:A:104:ARG:CG	2:B:84:GLN:HB2	18	1.88
(1,37)	1:A:104:ARG:CG	2:B:84:GLN:HB3	18	1.88

Continued on next page...



*Continued from previous page...*

Key	Atom-1	Atom-2	Model ID	Violation (Å)
(1,37)	1:A:104:ARG:CG	2:B:84:GLN:HE21	18	1.88
(1,37)	1:A:104:ARG:CG	2:B:84:GLN:HE22	18	1.88
(1,37)	1:A:104:ARG:CG	2:B:84:GLN:HG2	18	1.88
(1,37)	1:A:104:ARG:CG	2:B:84:GLN:HG3	18	1.88
(1,37)	1:A:104:ARG:CG	2:B:84:GLN:N	18	1.88
(1,37)	1:A:104:ARG:CG	2:B:84:GLN:NE2	18	1.88
(1,37)	1:A:104:ARG:CG	2:B:84:GLN:O	18	1.88
(1,37)	1:A:104:ARG:CG	2:B:84:GLN:OE1	18	1.88
(1,37)	1:A:104:ARG:CG	2:B:97:THR:C	18	1.88
(1,37)	1:A:104:ARG:CG	2:B:97:THR:CA	18	1.88
(1,37)	1:A:104:ARG:CG	2:B:97:THR:CB	18	1.88
(1,37)	1:A:104:ARG:CG	2:B:97:THR:CG2	18	1.88
(1,37)	1:A:104:ARG:CG	2:B:97:THR:H	18	1.88
(1,37)	1:A:104:ARG:CG	2:B:97:THR:HA	18	1.88
(1,37)	1:A:104:ARG:CG	2:B:97:THR:HB	18	1.88
(1,37)	1:A:104:ARG:CG	2:B:97:THR:HG1	18	1.88
(1,37)	1:A:104:ARG:CG	2:B:97:THR:HG21	18	1.88
(1,37)	1:A:104:ARG:CG	2:B:97:THR:HG22	18	1.88
(1,37)	1:A:104:ARG:CG	2:B:97:THR:HG23	18	1.88
(1,37)	1:A:104:ARG:CG	2:B:97:THR:N	18	1.88
(1,37)	1:A:104:ARG:CG	2:B:97:THR:O	18	1.88
(1,37)	1:A:104:ARG:CG	2:B:97:THR:OG1	18	1.88
(1,37)	1:A:104:ARG:CG	2:B:99:HIS:C	18	1.88
(1,37)	1:A:104:ARG:CG	2:B:99:HIS:CA	18	1.88
(1,37)	1:A:104:ARG:CG	2:B:99:HIS:CB	18	1.88
(1,37)	1:A:104:ARG:CG	2:B:99:HIS:CD2	18	1.88
(1,37)	1:A:104:ARG:CG	2:B:99:HIS:CE1	18	1.88
(1,37)	1:A:104:ARG:CG	2:B:99:HIS:CG	18	1.88
(1,37)	1:A:104:ARG:CG	2:B:99:HIS:H	18	1.88
(1,37)	1:A:104:ARG:CG	2:B:99:HIS:HA	18	1.88
(1,37)	1:A:104:ARG:CG	2:B:99:HIS:HB2	18	1.88
(1,37)	1:A:104:ARG:CG	2:B:99:HIS:HB3	18	1.88
(1,37)	1:A:104:ARG:CG	2:B:99:HIS:HD1	18	1.88
(1,37)	1:A:104:ARG:CG	2:B:99:HIS:HD2	18	1.88
(1,37)	1:A:104:ARG:CG	2:B:99:HIS:HE1	18	1.88
(1,37)	1:A:104:ARG:CG	2:B:99:HIS:HE2	18	1.88
(1,37)	1:A:104:ARG:CG	2:B:99:HIS:N	18	1.88
(1,37)	1:A:104:ARG:CG	2:B:99:HIS:ND1	18	1.88
(1,37)	1:A:104:ARG:CG	2:B:99:HIS:NE2	18	1.88
(1,37)	1:A:104:ARG:CG	2:B:99:HIS:O	18	1.88
(1,37)	1:A:104:ARG:CG	2:B:101:VAL:C	18	1.88
(1,37)	1:A:104:ARG:CG	2:B:101:VAL:CA	18	1.88

*Continued on next page...*

*Continued from previous page...*

Key	Atom-1	Atom-2	Model ID	Violation (Å)
(1,37)	1:A:104:ARG:CG	2:B:101:VAL:CB	18	1.88
(1,37)	1:A:104:ARG:CG	2:B:101:VAL:CG1	18	1.88
(1,37)	1:A:104:ARG:CG	2:B:101:VAL:CG2	18	1.88
(1,37)	1:A:104:ARG:CG	2:B:101:VAL:H	18	1.88
(1,37)	1:A:104:ARG:CG	2:B:101:VAL:HA	18	1.88
(1,37)	1:A:104:ARG:CG	2:B:101:VAL:HB	18	1.88
(1,37)	1:A:104:ARG:CG	2:B:101:VAL:HG11	18	1.88
(1,37)	1:A:104:ARG:CG	2:B:101:VAL:HG12	18	1.88
(1,37)	1:A:104:ARG:CG	2:B:101:VAL:HG13	18	1.88
(1,37)	1:A:104:ARG:CG	2:B:101:VAL:HG21	18	1.88
(1,37)	1:A:104:ARG:CG	2:B:101:VAL:HG22	18	1.88
(1,37)	1:A:104:ARG:CG	2:B:101:VAL:HG23	18	1.88
(1,37)	1:A:104:ARG:CG	2:B:101:VAL:N	18	1.88
(1,37)	1:A:104:ARG:CG	2:B:101:VAL:O	18	1.88
(1,37)	1:A:104:ARG:CZ	2:B:75:ILE:C	18	1.88
(1,37)	1:A:104:ARG:CZ	2:B:75:ILE:CA	18	1.88
(1,37)	1:A:104:ARG:CZ	2:B:75:ILE:CB	18	1.88
(1,37)	1:A:104:ARG:CZ	2:B:75:ILE:CD1	18	1.88
(1,37)	1:A:104:ARG:CZ	2:B:75:ILE:CG1	18	1.88
(1,37)	1:A:104:ARG:CZ	2:B:75:ILE:CG2	18	1.88
(1,37)	1:A:104:ARG:CZ	2:B:75:ILE:H	18	1.88
(1,37)	1:A:104:ARG:CZ	2:B:75:ILE:HA	18	1.88
(1,37)	1:A:104:ARG:CZ	2:B:75:ILE:HB	18	1.88
(1,37)	1:A:104:ARG:CZ	2:B:75:ILE:HD11	18	1.88
(1,37)	1:A:104:ARG:CZ	2:B:75:ILE:HD12	18	1.88
(1,37)	1:A:104:ARG:CZ	2:B:75:ILE:HD13	18	1.88
(1,37)	1:A:104:ARG:CZ	2:B:75:ILE:HG12	18	1.88
(1,37)	1:A:104:ARG:CZ	2:B:75:ILE:HG13	18	1.88
(1,37)	1:A:104:ARG:CZ	2:B:75:ILE:HG21	18	1.88
(1,37)	1:A:104:ARG:CZ	2:B:75:ILE:HG22	18	1.88
(1,37)	1:A:104:ARG:CZ	2:B:75:ILE:HG23	18	1.88
(1,37)	1:A:104:ARG:CZ	2:B:75:ILE:N	18	1.88
(1,37)	1:A:104:ARG:CZ	2:B:75:ILE:O	18	1.88
(1,37)	1:A:104:ARG:CZ	2:B:77:ALA:C	18	1.88
(1,37)	1:A:104:ARG:CZ	2:B:77:ALA:CA	18	1.88
(1,37)	1:A:104:ARG:CZ	2:B:77:ALA:CB	18	1.88
(1,37)	1:A:104:ARG:CZ	2:B:77:ALA:H	18	1.88
(1,37)	1:A:104:ARG:CZ	2:B:77:ALA:HA	18	1.88
(1,37)	1:A:104:ARG:CZ	2:B:77:ALA:HB1	18	1.88
(1,37)	1:A:104:ARG:CZ	2:B:77:ALA:HB2	18	1.88
(1,37)	1:A:104:ARG:CZ	2:B:77:ALA:HB3	18	1.88
(1,37)	1:A:104:ARG:CZ	2:B:77:ALA:N	18	1.88

*Continued on next page...*

*Continued from previous page...*

Key	Atom-1	Atom-2	Model ID	Violation (Å)
(1,37)	1:A:104:ARG:CZ	2:B:77:ALA:O	18	1.88
(1,37)	1:A:104:ARG:CZ	2:B:78:GLY:C	18	1.88
(1,37)	1:A:104:ARG:CZ	2:B:78:GLY:CA	18	1.88
(1,37)	1:A:104:ARG:CZ	2:B:78:GLY:H	18	1.88
(1,37)	1:A:104:ARG:CZ	2:B:78:GLY:HA2	18	1.88
(1,37)	1:A:104:ARG:CZ	2:B:78:GLY:HA3	18	1.88
(1,37)	1:A:104:ARG:CZ	2:B:78:GLY:N	18	1.88
(1,37)	1:A:104:ARG:CZ	2:B:78:GLY:O	18	1.88
(1,37)	1:A:104:ARG:CZ	2:B:79:LYS:C	18	1.88
(1,37)	1:A:104:ARG:CZ	2:B:79:LYS:CA	18	1.88
(1,37)	1:A:104:ARG:CZ	2:B:79:LYS:CB	18	1.88
(1,37)	1:A:104:ARG:CZ	2:B:79:LYS:CD	18	1.88
(1,37)	1:A:104:ARG:CZ	2:B:79:LYS:CE	18	1.88
(1,37)	1:A:104:ARG:CZ	2:B:79:LYS:CG	18	1.88
(1,37)	1:A:104:ARG:CZ	2:B:79:LYS:H	18	1.88
(1,37)	1:A:104:ARG:CZ	2:B:79:LYS:HA	18	1.88
(1,37)	1:A:104:ARG:CZ	2:B:79:LYS:HB2	18	1.88
(1,37)	1:A:104:ARG:CZ	2:B:79:LYS:HB3	18	1.88
(1,37)	1:A:104:ARG:CZ	2:B:79:LYS:HD2	18	1.88
(1,37)	1:A:104:ARG:CZ	2:B:79:LYS:HD3	18	1.88
(1,37)	1:A:104:ARG:CZ	2:B:79:LYS:HE2	18	1.88
(1,37)	1:A:104:ARG:CZ	2:B:79:LYS:HE3	18	1.88
(1,37)	1:A:104:ARG:CZ	2:B:79:LYS:HG2	18	1.88
(1,37)	1:A:104:ARG:CZ	2:B:79:LYS:HG3	18	1.88
(1,37)	1:A:104:ARG:CZ	2:B:79:LYS:HZ1	18	1.88
(1,37)	1:A:104:ARG:CZ	2:B:79:LYS:HZ2	18	1.88
(1,37)	1:A:104:ARG:CZ	2:B:79:LYS:HZ3	18	1.88
(1,37)	1:A:104:ARG:CZ	2:B:79:LYS:N	18	1.88
(1,37)	1:A:104:ARG:CZ	2:B:79:LYS:NZ	18	1.88
(1,37)	1:A:104:ARG:CZ	2:B:79:LYS:O	18	1.88
(1,37)	1:A:104:ARG:CZ	2:B:80:ILE:C	18	1.88
(1,37)	1:A:104:ARG:CZ	2:B:80:ILE:CA	18	1.88
(1,37)	1:A:104:ARG:CZ	2:B:80:ILE:CB	18	1.88
(1,37)	1:A:104:ARG:CZ	2:B:80:ILE:CD1	18	1.88
(1,37)	1:A:104:ARG:CZ	2:B:80:ILE:CG1	18	1.88
(1,37)	1:A:104:ARG:CZ	2:B:80:ILE:CG2	18	1.88
(1,37)	1:A:104:ARG:CZ	2:B:80:ILE:H	18	1.88
(1,37)	1:A:104:ARG:CZ	2:B:80:ILE:HA	18	1.88
(1,37)	1:A:104:ARG:CZ	2:B:80:ILE:HB	18	1.88
(1,37)	1:A:104:ARG:CZ	2:B:80:ILE:HD11	18	1.88
(1,37)	1:A:104:ARG:CZ	2:B:80:ILE:HD12	18	1.88
(1,37)	1:A:104:ARG:CZ	2:B:80:ILE:HD13	18	1.88

*Continued on next page...*

*Continued from previous page...*

Key	Atom-1	Atom-2	Model ID	Violation (Å)
(1,37)	1:A:104:ARG:CZ	2:B:80:ILE:HG12	18	1.88
(1,37)	1:A:104:ARG:CZ	2:B:80:ILE:HG13	18	1.88
(1,37)	1:A:104:ARG:CZ	2:B:80:ILE:HG21	18	1.88
(1,37)	1:A:104:ARG:CZ	2:B:80:ILE:HG22	18	1.88
(1,37)	1:A:104:ARG:CZ	2:B:80:ILE:HG23	18	1.88
(1,37)	1:A:104:ARG:CZ	2:B:80:ILE:N	18	1.88
(1,37)	1:A:104:ARG:CZ	2:B:80:ILE:O	18	1.88
(1,37)	1:A:104:ARG:CZ	2:B:84:GLN:C	18	1.88
(1,37)	1:A:104:ARG:CZ	2:B:84:GLN:CA	18	1.88
(1,37)	1:A:104:ARG:CZ	2:B:84:GLN:CB	18	1.88
(1,37)	1:A:104:ARG:CZ	2:B:84:GLN:CD	18	1.88
(1,37)	1:A:104:ARG:CZ	2:B:84:GLN:CG	18	1.88
(1,37)	1:A:104:ARG:CZ	2:B:84:GLN:H	18	1.88
(1,37)	1:A:104:ARG:CZ	2:B:84:GLN:HA	18	1.88
(1,37)	1:A:104:ARG:CZ	2:B:84:GLN:HB2	18	1.88
(1,37)	1:A:104:ARG:CZ	2:B:84:GLN:HB3	18	1.88
(1,37)	1:A:104:ARG:CZ	2:B:84:GLN:HE21	18	1.88
(1,37)	1:A:104:ARG:CZ	2:B:84:GLN:HE22	18	1.88
(1,37)	1:A:104:ARG:CZ	2:B:84:GLN:HG2	18	1.88
(1,37)	1:A:104:ARG:CZ	2:B:84:GLN:HG3	18	1.88
(1,37)	1:A:104:ARG:CZ	2:B:84:GLN:N	18	1.88
(1,37)	1:A:104:ARG:CZ	2:B:84:GLN:NE2	18	1.88
(1,37)	1:A:104:ARG:CZ	2:B:84:GLN:O	18	1.88
(1,37)	1:A:104:ARG:CZ	2:B:84:GLN:OE1	18	1.88
(1,37)	1:A:104:ARG:CZ	2:B:97:THR:C	18	1.88
(1,37)	1:A:104:ARG:CZ	2:B:97:THR:CA	18	1.88
(1,37)	1:A:104:ARG:CZ	2:B:97:THR:CB	18	1.88
(1,37)	1:A:104:ARG:CZ	2:B:97:THR:CG2	18	1.88
(1,37)	1:A:104:ARG:CZ	2:B:97:THR:H	18	1.88
(1,37)	1:A:104:ARG:CZ	2:B:97:THR:HA	18	1.88
(1,37)	1:A:104:ARG:CZ	2:B:97:THR:HB	18	1.88
(1,37)	1:A:104:ARG:CZ	2:B:97:THR:HG1	18	1.88
(1,37)	1:A:104:ARG:CZ	2:B:97:THR:HG21	18	1.88
(1,37)	1:A:104:ARG:CZ	2:B:97:THR:HG22	18	1.88
(1,37)	1:A:104:ARG:CZ	2:B:97:THR:HG23	18	1.88
(1,37)	1:A:104:ARG:CZ	2:B:97:THR:N	18	1.88
(1,37)	1:A:104:ARG:CZ	2:B:97:THR:O	18	1.88
(1,37)	1:A:104:ARG:CZ	2:B:97:THR:OG1	18	1.88
(1,37)	1:A:104:ARG:CZ	2:B:99:HIS:C	18	1.88
(1,37)	1:A:104:ARG:CZ	2:B:99:HIS:CA	18	1.88
(1,37)	1:A:104:ARG:CZ	2:B:99:HIS:CB	18	1.88
(1,37)	1:A:104:ARG:CZ	2:B:99:HIS:CD2	18	1.88

*Continued on next page...*

*Continued from previous page...*

Key	Atom-1	Atom-2	Model ID	Violation (Å)
(1,37)	1:A:104:ARG:CZ	2:B:99:HIS:CE1	18	1.88
(1,37)	1:A:104:ARG:CZ	2:B:99:HIS:CG	18	1.88
(1,37)	1:A:104:ARG:CZ	2:B:99:HIS:H	18	1.88
(1,37)	1:A:104:ARG:CZ	2:B:99:HIS:HA	18	1.88
(1,37)	1:A:104:ARG:CZ	2:B:99:HIS:HB2	18	1.88
(1,37)	1:A:104:ARG:CZ	2:B:99:HIS:HB3	18	1.88
(1,37)	1:A:104:ARG:CZ	2:B:99:HIS:HD1	18	1.88
(1,37)	1:A:104:ARG:CZ	2:B:99:HIS:HD2	18	1.88
(1,37)	1:A:104:ARG:CZ	2:B:99:HIS:HE1	18	1.88
(1,37)	1:A:104:ARG:CZ	2:B:99:HIS:HE2	18	1.88
(1,37)	1:A:104:ARG:CZ	2:B:99:HIS:N	18	1.88
(1,37)	1:A:104:ARG:CZ	2:B:99:HIS:ND1	18	1.88
(1,37)	1:A:104:ARG:CZ	2:B:99:HIS:NE2	18	1.88
(1,37)	1:A:104:ARG:CZ	2:B:99:HIS:O	18	1.88
(1,37)	1:A:104:ARG:CZ	2:B:101:VAL:C	18	1.88
(1,37)	1:A:104:ARG:CZ	2:B:101:VAL:CA	18	1.88
(1,37)	1:A:104:ARG:CZ	2:B:101:VAL:CB	18	1.88
(1,37)	1:A:104:ARG:CZ	2:B:101:VAL:CG1	18	1.88
(1,37)	1:A:104:ARG:CZ	2:B:101:VAL:CG2	18	1.88
(1,37)	1:A:104:ARG:CZ	2:B:101:VAL:H	18	1.88
(1,37)	1:A:104:ARG:CZ	2:B:101:VAL:HA	18	1.88
(1,37)	1:A:104:ARG:CZ	2:B:101:VAL:HB	18	1.88
(1,37)	1:A:104:ARG:CZ	2:B:101:VAL:HG11	18	1.88
(1,37)	1:A:104:ARG:CZ	2:B:101:VAL:HG12	18	1.88
(1,37)	1:A:104:ARG:CZ	2:B:101:VAL:HG13	18	1.88
(1,37)	1:A:104:ARG:CZ	2:B:101:VAL:HG21	18	1.88
(1,37)	1:A:104:ARG:CZ	2:B:101:VAL:HG22	18	1.88
(1,37)	1:A:104:ARG:CZ	2:B:101:VAL:HG23	18	1.88
(1,37)	1:A:104:ARG:CZ	2:B:101:VAL:N	18	1.88
(1,37)	1:A:104:ARG:CZ	2:B:101:VAL:O	18	1.88
(1,37)	1:A:104:ARG:H	2:B:75:ILE:C	18	1.88
(1,37)	1:A:104:ARG:H	2:B:75:ILE:CA	18	1.88
(1,37)	1:A:104:ARG:H	2:B:75:ILE:CB	18	1.88
(1,37)	1:A:104:ARG:H	2:B:75:ILE:CD1	18	1.88
(1,37)	1:A:104:ARG:H	2:B:75:ILE:CG1	18	1.88
(1,37)	1:A:104:ARG:H	2:B:75:ILE:CG2	18	1.88
(1,37)	1:A:104:ARG:H	2:B:75:ILE:H	18	1.88
(1,37)	1:A:104:ARG:H	2:B:75:ILE:HA	18	1.88
(1,37)	1:A:104:ARG:H	2:B:75:ILE:HB	18	1.88
(1,37)	1:A:104:ARG:H	2:B:75:ILE:HD11	18	1.88
(1,37)	1:A:104:ARG:H	2:B:75:ILE:HD12	18	1.88
(1,37)	1:A:104:ARG:H	2:B:75:ILE:HD13	18	1.88

*Continued on next page...*

*Continued from previous page...*

Key	Atom-1	Atom-2	Model ID	Violation (Å)
(1,37)	1:A:104:ARG:H	2:B:75:ILE:HG12	18	1.88
(1,37)	1:A:104:ARG:H	2:B:75:ILE:HG13	18	1.88
(1,37)	1:A:104:ARG:H	2:B:75:ILE:HG21	18	1.88
(1,37)	1:A:104:ARG:H	2:B:75:ILE:HG22	18	1.88
(1,37)	1:A:104:ARG:H	2:B:75:ILE:HG23	18	1.88
(1,37)	1:A:104:ARG:H	2:B:75:ILE:N	18	1.88
(1,37)	1:A:104:ARG:H	2:B:75:ILE:O	18	1.88
(1,37)	1:A:104:ARG:H	2:B:77:ALA:C	18	1.88
(1,37)	1:A:104:ARG:H	2:B:77:ALA:CA	18	1.88
(1,37)	1:A:104:ARG:H	2:B:77:ALA:CB	18	1.88
(1,37)	1:A:104:ARG:H	2:B:77:ALA:H	18	1.88
(1,37)	1:A:104:ARG:H	2:B:77:ALA:HA	18	1.88
(1,37)	1:A:104:ARG:H	2:B:77:ALA:HB1	18	1.88
(1,37)	1:A:104:ARG:H	2:B:77:ALA:HB2	18	1.88
(1,37)	1:A:104:ARG:H	2:B:77:ALA:HB3	18	1.88
(1,37)	1:A:104:ARG:H	2:B:77:ALA:N	18	1.88
(1,37)	1:A:104:ARG:H	2:B:77:ALA:O	18	1.88
(1,37)	1:A:104:ARG:H	2:B:78:GLY:C	18	1.88
(1,37)	1:A:104:ARG:H	2:B:78:GLY:CA	18	1.88
(1,37)	1:A:104:ARG:H	2:B:78:GLY:H	18	1.88
(1,37)	1:A:104:ARG:H	2:B:78:GLY:HA2	18	1.88
(1,37)	1:A:104:ARG:H	2:B:78:GLY:HA3	18	1.88
(1,37)	1:A:104:ARG:H	2:B:78:GLY:N	18	1.88
(1,37)	1:A:104:ARG:H	2:B:78:GLY:O	18	1.88
(1,37)	1:A:104:ARG:H	2:B:79:LYS:C	18	1.88
(1,37)	1:A:104:ARG:H	2:B:79:LYS:CA	18	1.88
(1,37)	1:A:104:ARG:H	2:B:79:LYS:CB	18	1.88
(1,37)	1:A:104:ARG:H	2:B:79:LYS:CD	18	1.88
(1,37)	1:A:104:ARG:H	2:B:79:LYS:CE	18	1.88
(1,37)	1:A:104:ARG:H	2:B:79:LYS:CG	18	1.88
(1,37)	1:A:104:ARG:H	2:B:79:LYS:H	18	1.88
(1,37)	1:A:104:ARG:H	2:B:79:LYS:HA	18	1.88
(1,37)	1:A:104:ARG:H	2:B:79:LYS:HB2	18	1.88
(1,37)	1:A:104:ARG:H	2:B:79:LYS:HB3	18	1.88
(1,37)	1:A:104:ARG:H	2:B:79:LYS:HD2	18	1.88
(1,37)	1:A:104:ARG:H	2:B:79:LYS:HD3	18	1.88
(1,37)	1:A:104:ARG:H	2:B:79:LYS:HE2	18	1.88
(1,37)	1:A:104:ARG:H	2:B:79:LYS:HE3	18	1.88
(1,37)	1:A:104:ARG:H	2:B:79:LYS:HG2	18	1.88
(1,37)	1:A:104:ARG:H	2:B:79:LYS:HG3	18	1.88
(1,37)	1:A:104:ARG:H	2:B:79:LYS:HZ1	18	1.88
(1,37)	1:A:104:ARG:H	2:B:79:LYS:HZ2	18	1.88

*Continued on next page...*

*Continued from previous page...*

Key	Atom-1	Atom-2	Model ID	Violation (Å)
(1,37)	1:A:104:ARG:H	2:B:79:LYS:HZ3	18	1.88
(1,37)	1:A:104:ARG:H	2:B:79:LYS:N	18	1.88
(1,37)	1:A:104:ARG:H	2:B:79:LYS:NZ	18	1.88
(1,37)	1:A:104:ARG:H	2:B:79:LYS:O	18	1.88
(1,37)	1:A:104:ARG:H	2:B:80:ILE:C	18	1.88
(1,37)	1:A:104:ARG:H	2:B:80:ILE:CA	18	1.88
(1,37)	1:A:104:ARG:H	2:B:80:ILE:CB	18	1.88
(1,37)	1:A:104:ARG:H	2:B:80:ILE:CD1	18	1.88
(1,37)	1:A:104:ARG:H	2:B:80:ILE:CG1	18	1.88
(1,37)	1:A:104:ARG:H	2:B:80:ILE:CG2	18	1.88
(1,37)	1:A:104:ARG:H	2:B:80:ILE:H	18	1.88
(1,37)	1:A:104:ARG:H	2:B:80:ILE:HA	18	1.88
(1,37)	1:A:104:ARG:H	2:B:80:ILE:HB	18	1.88
(1,37)	1:A:104:ARG:H	2:B:80:ILE:HD11	18	1.88
(1,37)	1:A:104:ARG:H	2:B:80:ILE:HD12	18	1.88
(1,37)	1:A:104:ARG:H	2:B:80:ILE:HD13	18	1.88
(1,37)	1:A:104:ARG:H	2:B:80:ILE:HG12	18	1.88
(1,37)	1:A:104:ARG:H	2:B:80:ILE:HG13	18	1.88
(1,37)	1:A:104:ARG:H	2:B:80:ILE:HG21	18	1.88
(1,37)	1:A:104:ARG:H	2:B:80:ILE:HG22	18	1.88
(1,37)	1:A:104:ARG:H	2:B:80:ILE:HG23	18	1.88
(1,37)	1:A:104:ARG:H	2:B:80:ILE:N	18	1.88
(1,37)	1:A:104:ARG:H	2:B:80:ILE:O	18	1.88
(1,37)	1:A:104:ARG:H	2:B:84:GLN:C	18	1.88
(1,37)	1:A:104:ARG:H	2:B:84:GLN:CA	18	1.88
(1,37)	1:A:104:ARG:H	2:B:84:GLN:CB	18	1.88
(1,37)	1:A:104:ARG:H	2:B:84:GLN:CD	18	1.88
(1,37)	1:A:104:ARG:H	2:B:84:GLN:CG	18	1.88
(1,37)	1:A:104:ARG:H	2:B:84:GLN:H	18	1.88
(1,37)	1:A:104:ARG:H	2:B:84:GLN:HA	18	1.88
(1,37)	1:A:104:ARG:H	2:B:84:GLN:HB2	18	1.88
(1,37)	1:A:104:ARG:H	2:B:84:GLN:HB3	18	1.88
(1,37)	1:A:104:ARG:H	2:B:84:GLN:HE21	18	1.88
(1,37)	1:A:104:ARG:H	2:B:84:GLN:HE22	18	1.88
(1,37)	1:A:104:ARG:H	2:B:84:GLN:HG2	18	1.88
(1,37)	1:A:104:ARG:H	2:B:84:GLN:HG3	18	1.88
(1,37)	1:A:104:ARG:H	2:B:84:GLN:N	18	1.88
(1,37)	1:A:104:ARG:H	2:B:84:GLN:NE2	18	1.88
(1,37)	1:A:104:ARG:H	2:B:84:GLN:O	18	1.88
(1,37)	1:A:104:ARG:H	2:B:84:GLN:OE1	18	1.88
(1,37)	1:A:104:ARG:H	2:B:97:THR:C	18	1.88
(1,37)	1:A:104:ARG:H	2:B:97:THR:CA	18	1.88

*Continued on next page...*

*Continued from previous page...*

Key	Atom-1	Atom-2	Model ID	Violation (Å)
(1,37)	1:A:104:ARG:H	2:B:97:THR:CB	18	1.88
(1,37)	1:A:104:ARG:H	2:B:97:THR:CG2	18	1.88
(1,37)	1:A:104:ARG:H	2:B:97:THR:H	18	1.88
(1,37)	1:A:104:ARG:H	2:B:97:THR:HA	18	1.88
(1,37)	1:A:104:ARG:H	2:B:97:THR:HB	18	1.88
(1,37)	1:A:104:ARG:H	2:B:97:THR:HG1	18	1.88
(1,37)	1:A:104:ARG:H	2:B:97:THR:HG21	18	1.88
(1,37)	1:A:104:ARG:H	2:B:97:THR:HG22	18	1.88
(1,37)	1:A:104:ARG:H	2:B:97:THR:HG23	18	1.88
(1,37)	1:A:104:ARG:H	2:B:97:THR:N	18	1.88
(1,37)	1:A:104:ARG:H	2:B:97:THR:O	18	1.88
(1,37)	1:A:104:ARG:H	2:B:97:THR:OG1	18	1.88
(1,37)	1:A:104:ARG:H	2:B:99:HIS:C	18	1.88
(1,37)	1:A:104:ARG:H	2:B:99:HIS:CA	18	1.88
(1,37)	1:A:104:ARG:H	2:B:99:HIS:CB	18	1.88
(1,37)	1:A:104:ARG:H	2:B:99:HIS:CD2	18	1.88
(1,37)	1:A:104:ARG:H	2:B:99:HIS:CE1	18	1.88
(1,37)	1:A:104:ARG:H	2:B:99:HIS:CG	18	1.88
(1,37)	1:A:104:ARG:H	2:B:99:HIS:H	18	1.88
(1,37)	1:A:104:ARG:H	2:B:99:HIS:HA	18	1.88
(1,37)	1:A:104:ARG:H	2:B:99:HIS:HB2	18	1.88
(1,37)	1:A:104:ARG:H	2:B:99:HIS:HB3	18	1.88
(1,37)	1:A:104:ARG:H	2:B:99:HIS:HD1	18	1.88
(1,37)	1:A:104:ARG:H	2:B:99:HIS:HD2	18	1.88
(1,37)	1:A:104:ARG:H	2:B:99:HIS:HE1	18	1.88
(1,37)	1:A:104:ARG:H	2:B:99:HIS:HE2	18	1.88
(1,37)	1:A:104:ARG:H	2:B:99:HIS:N	18	1.88
(1,37)	1:A:104:ARG:H	2:B:99:HIS:ND1	18	1.88
(1,37)	1:A:104:ARG:H	2:B:99:HIS:NE2	18	1.88
(1,37)	1:A:104:ARG:H	2:B:99:HIS:O	18	1.88
(1,37)	1:A:104:ARG:H	2:B:101:VAL:C	18	1.88
(1,37)	1:A:104:ARG:H	2:B:101:VAL:CA	18	1.88
(1,37)	1:A:104:ARG:H	2:B:101:VAL:CB	18	1.88
(1,37)	1:A:104:ARG:H	2:B:101:VAL:CG1	18	1.88
(1,37)	1:A:104:ARG:H	2:B:101:VAL:CG2	18	1.88
(1,37)	1:A:104:ARG:H	2:B:101:VAL:H	18	1.88
(1,37)	1:A:104:ARG:H	2:B:101:VAL:HA	18	1.88
(1,37)	1:A:104:ARG:H	2:B:101:VAL:HB	18	1.88
(1,37)	1:A:104:ARG:H	2:B:101:VAL:HG11	18	1.88
(1,37)	1:A:104:ARG:H	2:B:101:VAL:HG12	18	1.88
(1,37)	1:A:104:ARG:H	2:B:101:VAL:HG13	18	1.88
(1,37)	1:A:104:ARG:H	2:B:101:VAL:HG21	18	1.88

*Continued on next page...*



*Continued from previous page...*

Key	Atom-1	Atom-2	Model ID	Violation (Å)
(1,37)	1:A:104:ARG:H	2:B:101:VAL:HG22	18	1.88
(1,37)	1:A:104:ARG:H	2:B:101:VAL:HG23	18	1.88
(1,37)	1:A:104:ARG:H	2:B:101:VAL:N	18	1.88
(1,37)	1:A:104:ARG:H	2:B:101:VAL:O	18	1.88
(1,37)	1:A:104:ARG:HA	2:B:75:ILE:C	18	1.88
(1,37)	1:A:104:ARG:HA	2:B:75:ILE:CA	18	1.88
(1,37)	1:A:104:ARG:HA	2:B:75:ILE:CB	18	1.88
(1,37)	1:A:104:ARG:HA	2:B:75:ILE:CD1	18	1.88
(1,37)	1:A:104:ARG:HA	2:B:75:ILE:CG1	18	1.88
(1,37)	1:A:104:ARG:HA	2:B:75:ILE:CG2	18	1.88
(1,37)	1:A:104:ARG:HA	2:B:75:ILE:H	18	1.88
(1,37)	1:A:104:ARG:HA	2:B:75:ILE:HA	18	1.88
(1,37)	1:A:104:ARG:HA	2:B:75:ILE:HB	18	1.88
(1,37)	1:A:104:ARG:HA	2:B:75:ILE:HD11	18	1.88
(1,37)	1:A:104:ARG:HA	2:B:75:ILE:HD12	18	1.88
(1,37)	1:A:104:ARG:HA	2:B:75:ILE:HD13	18	1.88
(1,37)	1:A:104:ARG:HA	2:B:75:ILE:HG12	18	1.88
(1,37)	1:A:104:ARG:HA	2:B:75:ILE:HG13	18	1.88
(1,37)	1:A:104:ARG:HA	2:B:75:ILE:HG21	18	1.88
(1,37)	1:A:104:ARG:HA	2:B:75:ILE:HG22	18	1.88
(1,37)	1:A:104:ARG:HA	2:B:75:ILE:HG23	18	1.88
(1,37)	1:A:104:ARG:HA	2:B:75:ILE:N	18	1.88
(1,37)	1:A:104:ARG:HA	2:B:75:ILE:O	18	1.88
(1,37)	1:A:104:ARG:HA	2:B:77:ALA:C	18	1.88
(1,37)	1:A:104:ARG:HA	2:B:77:ALA:CA	18	1.88
(1,37)	1:A:104:ARG:HA	2:B:77:ALA:CB	18	1.88
(1,37)	1:A:104:ARG:HA	2:B:77:ALA:H	18	1.88
(1,37)	1:A:104:ARG:HA	2:B:77:ALA:HA	18	1.88
(1,37)	1:A:104:ARG:HA	2:B:77:ALA:HB1	18	1.88
(1,37)	1:A:104:ARG:HA	2:B:77:ALA:HB2	18	1.88
(1,37)	1:A:104:ARG:HA	2:B:77:ALA:HB3	18	1.88
(1,37)	1:A:104:ARG:HA	2:B:77:ALA:N	18	1.88
(1,37)	1:A:104:ARG:HA	2:B:77:ALA:O	18	1.88
(1,37)	1:A:104:ARG:HA	2:B:78:GLY:C	18	1.88
(1,37)	1:A:104:ARG:HA	2:B:78:GLY:CA	18	1.88
(1,37)	1:A:104:ARG:HA	2:B:78:GLY:H	18	1.88
(1,37)	1:A:104:ARG:HA	2:B:78:GLY:HA2	18	1.88
(1,37)	1:A:104:ARG:HA	2:B:78:GLY:HA3	18	1.88
(1,37)	1:A:104:ARG:HA	2:B:78:GLY:N	18	1.88
(1,37)	1:A:104:ARG:HA	2:B:78:GLY:O	18	1.88
(1,37)	1:A:104:ARG:HA	2:B:79:LYS:C	18	1.88
(1,37)	1:A:104:ARG:HA	2:B:79:LYS:CA	18	1.88

*Continued on next page...*

*Continued from previous page...*

Key	Atom-1	Atom-2	Model ID	Violation (Å)
(1,37)	1:A:104:ARG:HA	2:B:79:LYS:CB	18	1.88
(1,37)	1:A:104:ARG:HA	2:B:79:LYS:CD	18	1.88
(1,37)	1:A:104:ARG:HA	2:B:79:LYS:CE	18	1.88
(1,37)	1:A:104:ARG:HA	2:B:79:LYS:CG	18	1.88
(1,37)	1:A:104:ARG:HA	2:B:79:LYS:H	18	1.88
(1,37)	1:A:104:ARG:HA	2:B:79:LYS:HA	18	1.88
(1,37)	1:A:104:ARG:HA	2:B:79:LYS:HB2	18	1.88
(1,37)	1:A:104:ARG:HA	2:B:79:LYS:HB3	18	1.88
(1,37)	1:A:104:ARG:HA	2:B:79:LYS:HD2	18	1.88
(1,37)	1:A:104:ARG:HA	2:B:79:LYS:HD3	18	1.88
(1,37)	1:A:104:ARG:HA	2:B:79:LYS:HE2	18	1.88
(1,37)	1:A:104:ARG:HA	2:B:79:LYS:HE3	18	1.88
(1,37)	1:A:104:ARG:HA	2:B:79:LYS:HG2	18	1.88
(1,37)	1:A:104:ARG:HA	2:B:79:LYS:HG3	18	1.88
(1,37)	1:A:104:ARG:HA	2:B:79:LYS:HZ1	18	1.88
(1,37)	1:A:104:ARG:HA	2:B:79:LYS:HZ2	18	1.88
(1,37)	1:A:104:ARG:HA	2:B:79:LYS:HZ3	18	1.88
(1,37)	1:A:104:ARG:HA	2:B:79:LYS:N	18	1.88
(1,37)	1:A:104:ARG:HA	2:B:79:LYS:NZ	18	1.88
(1,37)	1:A:104:ARG:HA	2:B:79:LYS:O	18	1.88
(1,37)	1:A:104:ARG:HA	2:B:80:ILE:C	18	1.88
(1,37)	1:A:104:ARG:HA	2:B:80:ILE:CA	18	1.88
(1,37)	1:A:104:ARG:HA	2:B:80:ILE:CB	18	1.88
(1,37)	1:A:104:ARG:HA	2:B:80:ILE:CD1	18	1.88
(1,37)	1:A:104:ARG:HA	2:B:80:ILE:CG1	18	1.88
(1,37)	1:A:104:ARG:HA	2:B:80:ILE:CG2	18	1.88
(1,37)	1:A:104:ARG:HA	2:B:80:ILE:H	18	1.88
(1,37)	1:A:104:ARG:HA	2:B:80:ILE:HA	18	1.88
(1,37)	1:A:104:ARG:HA	2:B:80:ILE:HB	18	1.88
(1,37)	1:A:104:ARG:HA	2:B:80:ILE:HD11	18	1.88
(1,37)	1:A:104:ARG:HA	2:B:80:ILE:HD12	18	1.88
(1,37)	1:A:104:ARG:HA	2:B:80:ILE:HD13	18	1.88
(1,37)	1:A:104:ARG:HA	2:B:80:ILE:HG12	18	1.88
(1,37)	1:A:104:ARG:HA	2:B:80:ILE:HG13	18	1.88
(1,37)	1:A:104:ARG:HA	2:B:80:ILE:HG21	18	1.88
(1,37)	1:A:104:ARG:HA	2:B:80:ILE:HG22	18	1.88
(1,37)	1:A:104:ARG:HA	2:B:80:ILE:HG23	18	1.88
(1,37)	1:A:104:ARG:HA	2:B:80:ILE:N	18	1.88
(1,37)	1:A:104:ARG:HA	2:B:80:ILE:O	18	1.88
(1,37)	1:A:104:ARG:HA	2:B:84:GLN:C	18	1.88
(1,37)	1:A:104:ARG:HA	2:B:84:GLN:CA	18	1.88
(1,37)	1:A:104:ARG:HA	2:B:84:GLN:CB	18	1.88

*Continued on next page...*

*Continued from previous page...*

Key	Atom-1	Atom-2	Model ID	Violation (Å)
(1,37)	1:A:104:ARG:HA	2:B:84:GLN:CD	18	1.88
(1,37)	1:A:104:ARG:HA	2:B:84:GLN:CG	18	1.88
(1,37)	1:A:104:ARG:HA	2:B:84:GLN:H	18	1.88
(1,37)	1:A:104:ARG:HA	2:B:84:GLN:HA	18	1.88
(1,37)	1:A:104:ARG:HA	2:B:84:GLN:HB2	18	1.88
(1,37)	1:A:104:ARG:HA	2:B:84:GLN:HB3	18	1.88
(1,37)	1:A:104:ARG:HA	2:B:84:GLN:HE21	18	1.88
(1,37)	1:A:104:ARG:HA	2:B:84:GLN:HE22	18	1.88
(1,37)	1:A:104:ARG:HA	2:B:84:GLN:HG2	18	1.88
(1,37)	1:A:104:ARG:HA	2:B:84:GLN:HG3	18	1.88
(1,37)	1:A:104:ARG:HA	2:B:84:GLN:N	18	1.88
(1,37)	1:A:104:ARG:HA	2:B:84:GLN:NE2	18	1.88
(1,37)	1:A:104:ARG:HA	2:B:84:GLN:O	18	1.88
(1,37)	1:A:104:ARG:HA	2:B:84:GLN:OE1	18	1.88
(1,37)	1:A:104:ARG:HA	2:B:97:THR:C	18	1.88
(1,37)	1:A:104:ARG:HA	2:B:97:THR:CA	18	1.88
(1,37)	1:A:104:ARG:HA	2:B:97:THR:CB	18	1.88
(1,37)	1:A:104:ARG:HA	2:B:97:THR:CG2	18	1.88
(1,37)	1:A:104:ARG:HA	2:B:97:THR:H	18	1.88
(1,37)	1:A:104:ARG:HA	2:B:97:THR:HA	18	1.88
(1,37)	1:A:104:ARG:HA	2:B:97:THR:HB	18	1.88
(1,37)	1:A:104:ARG:HA	2:B:97:THR:HG1	18	1.88
(1,37)	1:A:104:ARG:HA	2:B:97:THR:HG21	18	1.88
(1,37)	1:A:104:ARG:HA	2:B:97:THR:HG22	18	1.88
(1,37)	1:A:104:ARG:HA	2:B:97:THR:HG23	18	1.88
(1,37)	1:A:104:ARG:HA	2:B:97:THR:N	18	1.88
(1,37)	1:A:104:ARG:HA	2:B:97:THR:O	18	1.88
(1,37)	1:A:104:ARG:HA	2:B:97:THR:OG1	18	1.88
(1,37)	1:A:104:ARG:HA	2:B:99:HIS:C	18	1.88
(1,37)	1:A:104:ARG:HA	2:B:99:HIS:CA	18	1.88
(1,37)	1:A:104:ARG:HA	2:B:99:HIS:CB	18	1.88
(1,37)	1:A:104:ARG:HA	2:B:99:HIS:CD2	18	1.88
(1,37)	1:A:104:ARG:HA	2:B:99:HIS:CE1	18	1.88
(1,37)	1:A:104:ARG:HA	2:B:99:HIS:CG	18	1.88
(1,37)	1:A:104:ARG:HA	2:B:99:HIS:H	18	1.88
(1,37)	1:A:104:ARG:HA	2:B:99:HIS:HA	18	1.88
(1,37)	1:A:104:ARG:HA	2:B:99:HIS:HB2	18	1.88
(1,37)	1:A:104:ARG:HA	2:B:99:HIS:HB3	18	1.88
(1,37)	1:A:104:ARG:HA	2:B:99:HIS:HD1	18	1.88
(1,37)	1:A:104:ARG:HA	2:B:99:HIS:HD2	18	1.88
(1,37)	1:A:104:ARG:HA	2:B:99:HIS:HE1	18	1.88
(1,37)	1:A:104:ARG:HA	2:B:99:HIS:HE2	18	1.88

*Continued on next page...*

*Continued from previous page...*

Key	Atom-1	Atom-2	Model ID	Violation (Å)
(1,37)	1:A:104:ARG:HA	2:B:99:HIS:N	18	1.88
(1,37)	1:A:104:ARG:HA	2:B:99:HIS:ND1	18	1.88
(1,37)	1:A:104:ARG:HA	2:B:99:HIS:NE2	18	1.88
(1,37)	1:A:104:ARG:HA	2:B:99:HIS:O	18	1.88
(1,37)	1:A:104:ARG:HA	2:B:101:VAL:C	18	1.88
(1,37)	1:A:104:ARG:HA	2:B:101:VAL:CA	18	1.88
(1,37)	1:A:104:ARG:HA	2:B:101:VAL:CB	18	1.88
(1,37)	1:A:104:ARG:HA	2:B:101:VAL:CG1	18	1.88
(1,37)	1:A:104:ARG:HA	2:B:101:VAL:CG2	18	1.88
(1,37)	1:A:104:ARG:HA	2:B:101:VAL:H	18	1.88
(1,37)	1:A:104:ARG:HA	2:B:101:VAL:HA	18	1.88
(1,37)	1:A:104:ARG:HA	2:B:101:VAL:HB	18	1.88
(1,37)	1:A:104:ARG:HA	2:B:101:VAL:HG11	18	1.88
(1,37)	1:A:104:ARG:HA	2:B:101:VAL:HG12	18	1.88
(1,37)	1:A:104:ARG:HA	2:B:101:VAL:HG13	18	1.88
(1,37)	1:A:104:ARG:HA	2:B:101:VAL:HG21	18	1.88
(1,37)	1:A:104:ARG:HA	2:B:101:VAL:HG22	18	1.88
(1,37)	1:A:104:ARG:HA	2:B:101:VAL:HG23	18	1.88
(1,37)	1:A:104:ARG:HA	2:B:101:VAL:N	18	1.88
(1,37)	1:A:104:ARG:HA	2:B:101:VAL:O	18	1.88
(1,37)	1:A:104:ARG:HB2	2:B:75:ILE:C	18	1.88
(1,37)	1:A:104:ARG:HB2	2:B:75:ILE:CA	18	1.88
(1,37)	1:A:104:ARG:HB2	2:B:75:ILE:CB	18	1.88
(1,37)	1:A:104:ARG:HB2	2:B:75:ILE:CD1	18	1.88
(1,37)	1:A:104:ARG:HB2	2:B:75:ILE:CG1	18	1.88
(1,37)	1:A:104:ARG:HB2	2:B:75:ILE:CG2	18	1.88
(1,37)	1:A:104:ARG:HB2	2:B:75:ILE:H	18	1.88
(1,37)	1:A:104:ARG:HB2	2:B:75:ILE:HA	18	1.88
(1,37)	1:A:104:ARG:HB2	2:B:75:ILE:HB	18	1.88
(1,37)	1:A:104:ARG:HB2	2:B:75:ILE:HD11	18	1.88
(1,37)	1:A:104:ARG:HB2	2:B:75:ILE:HD12	18	1.88
(1,37)	1:A:104:ARG:HB2	2:B:75:ILE:HD13	18	1.88
(1,37)	1:A:104:ARG:HB2	2:B:75:ILE:HG12	18	1.88
(1,37)	1:A:104:ARG:HB2	2:B:75:ILE:HG13	18	1.88
(1,37)	1:A:104:ARG:HB2	2:B:75:ILE:HG21	18	1.88
(1,37)	1:A:104:ARG:HB2	2:B:75:ILE:HG22	18	1.88
(1,37)	1:A:104:ARG:HB2	2:B:75:ILE:HG23	18	1.88
(1,37)	1:A:104:ARG:HB2	2:B:75:ILE:N	18	1.88
(1,37)	1:A:104:ARG:HB2	2:B:75:ILE:O	18	1.88
(1,37)	1:A:104:ARG:HB2	2:B:77:ALA:C	18	1.88
(1,37)	1:A:104:ARG:HB2	2:B:77:ALA:CA	18	1.88
(1,37)	1:A:104:ARG:HB2	2:B:77:ALA:CB	18	1.88

*Continued on next page...*

*Continued from previous page...*

Key	Atom-1	Atom-2	Model ID	Violation (Å)
(1,37)	1:A:104:ARG:HB2	2:B:77:ALA:H	18	1.88
(1,37)	1:A:104:ARG:HB2	2:B:77:ALA:HA	18	1.88
(1,37)	1:A:104:ARG:HB2	2:B:77:ALA:HB1	18	1.88
(1,37)	1:A:104:ARG:HB2	2:B:77:ALA:HB2	18	1.88
(1,37)	1:A:104:ARG:HB2	2:B:77:ALA:HB3	18	1.88
(1,37)	1:A:104:ARG:HB2	2:B:77:ALA:N	18	1.88
(1,37)	1:A:104:ARG:HB2	2:B:77:ALA:O	18	1.88
(1,37)	1:A:104:ARG:HB2	2:B:78:GLY:C	18	1.88
(1,37)	1:A:104:ARG:HB2	2:B:78:GLY:CA	18	1.88
(1,37)	1:A:104:ARG:HB2	2:B:78:GLY:H	18	1.88
(1,37)	1:A:104:ARG:HB2	2:B:78:GLY:HA2	18	1.88
(1,37)	1:A:104:ARG:HB2	2:B:78:GLY:HA3	18	1.88
(1,37)	1:A:104:ARG:HB2	2:B:78:GLY:N	18	1.88
(1,37)	1:A:104:ARG:HB2	2:B:78:GLY:O	18	1.88
(1,37)	1:A:104:ARG:HB2	2:B:79:LYS:C	18	1.88
(1,37)	1:A:104:ARG:HB2	2:B:79:LYS:CA	18	1.88
(1,37)	1:A:104:ARG:HB2	2:B:79:LYS:CB	18	1.88
(1,37)	1:A:104:ARG:HB2	2:B:79:LYS:CD	18	1.88
(1,37)	1:A:104:ARG:HB2	2:B:79:LYS:CE	18	1.88
(1,37)	1:A:104:ARG:HB2	2:B:79:LYS:CG	18	1.88
(1,37)	1:A:104:ARG:HB2	2:B:79:LYS:H	18	1.88
(1,37)	1:A:104:ARG:HB2	2:B:79:LYS:HA	18	1.88
(1,37)	1:A:104:ARG:HB2	2:B:79:LYS:HB2	18	1.88
(1,37)	1:A:104:ARG:HB2	2:B:79:LYS:HB3	18	1.88
(1,37)	1:A:104:ARG:HB2	2:B:79:LYS:HD2	18	1.88
(1,37)	1:A:104:ARG:HB2	2:B:79:LYS:HD3	18	1.88
(1,37)	1:A:104:ARG:HB2	2:B:79:LYS:HE2	18	1.88
(1,37)	1:A:104:ARG:HB2	2:B:79:LYS:HE3	18	1.88
(1,37)	1:A:104:ARG:HB2	2:B:79:LYS:HG2	18	1.88
(1,37)	1:A:104:ARG:HB2	2:B:79:LYS:HG3	18	1.88
(1,37)	1:A:104:ARG:HB2	2:B:79:LYS:HZ1	18	1.88
(1,37)	1:A:104:ARG:HB2	2:B:79:LYS:HZ2	18	1.88
(1,37)	1:A:104:ARG:HB2	2:B:79:LYS:HZ3	18	1.88
(1,37)	1:A:104:ARG:HB2	2:B:79:LYS:N	18	1.88
(1,37)	1:A:104:ARG:HB2	2:B:79:LYS:NZ	18	1.88
(1,37)	1:A:104:ARG:HB2	2:B:79:LYS:O	18	1.88
(1,37)	1:A:104:ARG:HB2	2:B:80:ILE:C	18	1.88
(1,37)	1:A:104:ARG:HB2	2:B:80:ILE:CA	18	1.88
(1,37)	1:A:104:ARG:HB2	2:B:80:ILE:CB	18	1.88
(1,37)	1:A:104:ARG:HB2	2:B:80:ILE:CD1	18	1.88
(1,37)	1:A:104:ARG:HB2	2:B:80:ILE:CG1	18	1.88
(1,37)	1:A:104:ARG:HB2	2:B:80:ILE:CG2	18	1.88

*Continued on next page...*

*Continued from previous page...*

Key	Atom-1	Atom-2	Model ID	Violation (Å)
(1,37)	1:A:104:ARG:HB2	2:B:80:ILE:H	18	1.88
(1,37)	1:A:104:ARG:HB2	2:B:80:ILE:HA	18	1.88
(1,37)	1:A:104:ARG:HB2	2:B:80:ILE:HB	18	1.88
(1,37)	1:A:104:ARG:HB2	2:B:80:ILE:HD11	18	1.88
(1,37)	1:A:104:ARG:HB2	2:B:80:ILE:HD12	18	1.88
(1,37)	1:A:104:ARG:HB2	2:B:80:ILE:HD13	18	1.88
(1,37)	1:A:104:ARG:HB2	2:B:80:ILE:HG12	18	1.88
(1,37)	1:A:104:ARG:HB2	2:B:80:ILE:HG13	18	1.88
(1,37)	1:A:104:ARG:HB2	2:B:80:ILE:HG21	18	1.88
(1,37)	1:A:104:ARG:HB2	2:B:80:ILE:HG22	18	1.88
(1,37)	1:A:104:ARG:HB2	2:B:80:ILE:HG23	18	1.88
(1,37)	1:A:104:ARG:HB2	2:B:80:ILE:N	18	1.88
(1,37)	1:A:104:ARG:HB2	2:B:80:ILE:O	18	1.88
(1,37)	1:A:104:ARG:HB2	2:B:84:GLN:C	18	1.88
(1,37)	1:A:104:ARG:HB2	2:B:84:GLN:CA	18	1.88
(1,37)	1:A:104:ARG:HB2	2:B:84:GLN:CB	18	1.88
(1,37)	1:A:104:ARG:HB2	2:B:84:GLN:CD	18	1.88
(1,37)	1:A:104:ARG:HB2	2:B:84:GLN:CG	18	1.88
(1,37)	1:A:104:ARG:HB2	2:B:84:GLN:H	18	1.88
(1,37)	1:A:104:ARG:HB2	2:B:84:GLN:HA	18	1.88
(1,37)	1:A:104:ARG:HB2	2:B:84:GLN:HB2	18	1.88
(1,37)	1:A:104:ARG:HB2	2:B:84:GLN:HB3	18	1.88
(1,37)	1:A:104:ARG:HB2	2:B:84:GLN:HE21	18	1.88
(1,37)	1:A:104:ARG:HB2	2:B:84:GLN:HE22	18	1.88
(1,37)	1:A:104:ARG:HB2	2:B:84:GLN:HG2	18	1.88
(1,37)	1:A:104:ARG:HB2	2:B:84:GLN:HG3	18	1.88
(1,37)	1:A:104:ARG:HB2	2:B:84:GLN:N	18	1.88
(1,37)	1:A:104:ARG:HB2	2:B:84:GLN:NE2	18	1.88
(1,37)	1:A:104:ARG:HB2	2:B:84:GLN:O	18	1.88
(1,37)	1:A:104:ARG:HB2	2:B:84:GLN:OE1	18	1.88
(1,37)	1:A:104:ARG:HB2	2:B:97:THR:C	18	1.88
(1,37)	1:A:104:ARG:HB2	2:B:97:THR:CA	18	1.88
(1,37)	1:A:104:ARG:HB2	2:B:97:THR:CB	18	1.88
(1,37)	1:A:104:ARG:HB2	2:B:97:THR:CG2	18	1.88
(1,37)	1:A:104:ARG:HB2	2:B:97:THR:H	18	1.88
(1,37)	1:A:104:ARG:HB2	2:B:97:THR:HA	18	1.88
(1,37)	1:A:104:ARG:HB2	2:B:97:THR:HB	18	1.88
(1,37)	1:A:104:ARG:HB2	2:B:97:THR:HG1	18	1.88
(1,37)	1:A:104:ARG:HB2	2:B:97:THR:HG21	18	1.88
(1,37)	1:A:104:ARG:HB2	2:B:97:THR:HG22	18	1.88
(1,37)	1:A:104:ARG:HB2	2:B:97:THR:HG23	18	1.88
(1,37)	1:A:104:ARG:HB2	2:B:97:THR:N	18	1.88

*Continued on next page...*

*Continued from previous page...*

Key	Atom-1	Atom-2	Model ID	Violation (Å)
(1,37)	1:A:104:ARG:HB2	2:B:97:THR:O	18	1.88
(1,37)	1:A:104:ARG:HB2	2:B:97:THR:OG1	18	1.88
(1,37)	1:A:104:ARG:HB2	2:B:99:HIS:C	18	1.88
(1,37)	1:A:104:ARG:HB2	2:B:99:HIS:CA	18	1.88
(1,37)	1:A:104:ARG:HB2	2:B:99:HIS:CB	18	1.88
(1,37)	1:A:104:ARG:HB2	2:B:99:HIS:CD2	18	1.88
(1,37)	1:A:104:ARG:HB2	2:B:99:HIS:CE1	18	1.88
(1,37)	1:A:104:ARG:HB2	2:B:99:HIS:CG	18	1.88
(1,37)	1:A:104:ARG:HB2	2:B:99:HIS:H	18	1.88
(1,37)	1:A:104:ARG:HB2	2:B:99:HIS:HA	18	1.88
(1,37)	1:A:104:ARG:HB2	2:B:99:HIS:HB2	18	1.88
(1,37)	1:A:104:ARG:HB2	2:B:99:HIS:HB3	18	1.88
(1,37)	1:A:104:ARG:HB2	2:B:99:HIS:HD1	18	1.88
(1,37)	1:A:104:ARG:HB2	2:B:99:HIS:HD2	18	1.88
(1,37)	1:A:104:ARG:HB2	2:B:99:HIS:HE1	18	1.88
(1,37)	1:A:104:ARG:HB2	2:B:99:HIS:HE2	18	1.88
(1,37)	1:A:104:ARG:HB2	2:B:99:HIS:N	18	1.88
(1,37)	1:A:104:ARG:HB2	2:B:99:HIS:ND1	18	1.88
(1,37)	1:A:104:ARG:HB2	2:B:99:HIS:NE2	18	1.88
(1,37)	1:A:104:ARG:HB2	2:B:99:HIS:O	18	1.88
(1,37)	1:A:104:ARG:HB2	2:B:101:VAL:C	18	1.88
(1,37)	1:A:104:ARG:HB2	2:B:101:VAL:CA	18	1.88
(1,37)	1:A:104:ARG:HB2	2:B:101:VAL:CB	18	1.88
(1,37)	1:A:104:ARG:HB2	2:B:101:VAL:CG1	18	1.88
(1,37)	1:A:104:ARG:HB2	2:B:101:VAL:CG2	18	1.88
(1,37)	1:A:104:ARG:HB2	2:B:101:VAL:H	18	1.88
(1,37)	1:A:104:ARG:HB2	2:B:101:VAL:HA	18	1.88
(1,37)	1:A:104:ARG:HB2	2:B:101:VAL:HB	18	1.88
(1,37)	1:A:104:ARG:HB2	2:B:101:VAL:HG11	18	1.88
(1,37)	1:A:104:ARG:HB2	2:B:101:VAL:HG12	18	1.88
(1,37)	1:A:104:ARG:HB2	2:B:101:VAL:HG13	18	1.88
(1,37)	1:A:104:ARG:HB2	2:B:101:VAL:HG21	18	1.88
(1,37)	1:A:104:ARG:HB2	2:B:101:VAL:HG22	18	1.88
(1,37)	1:A:104:ARG:HB2	2:B:101:VAL:HG23	18	1.88
(1,37)	1:A:104:ARG:HB2	2:B:101:VAL:N	18	1.88
(1,37)	1:A:104:ARG:HB2	2:B:101:VAL:O	18	1.88
(1,37)	1:A:104:ARG:HB3	2:B:75:ILE:C	18	1.88
(1,37)	1:A:104:ARG:HB3	2:B:75:ILE:CA	18	1.88
(1,37)	1:A:104:ARG:HB3	2:B:75:ILE:CB	18	1.88
(1,37)	1:A:104:ARG:HB3	2:B:75:ILE:CD1	18	1.88
(1,37)	1:A:104:ARG:HB3	2:B:75:ILE:CG1	18	1.88
(1,37)	1:A:104:ARG:HB3	2:B:75:ILE:CG2	18	1.88

*Continued on next page...*

*Continued from previous page...*

Key	Atom-1	Atom-2	Model ID	Violation (Å)
(1,37)	1:A:104:ARG:HB3	2:B:75:ILE:H	18	1.88
(1,37)	1:A:104:ARG:HB3	2:B:75:ILE:HA	18	1.88
(1,37)	1:A:104:ARG:HB3	2:B:75:ILE:HB	18	1.88
(1,37)	1:A:104:ARG:HB3	2:B:75:ILE:HD11	18	1.88
(1,37)	1:A:104:ARG:HB3	2:B:75:ILE:HD12	18	1.88
(1,37)	1:A:104:ARG:HB3	2:B:75:ILE:HD13	18	1.88
(1,37)	1:A:104:ARG:HB3	2:B:75:ILE:HG12	18	1.88
(1,37)	1:A:104:ARG:HB3	2:B:75:ILE:HG13	18	1.88
(1,37)	1:A:104:ARG:HB3	2:B:75:ILE:HG21	18	1.88
(1,37)	1:A:104:ARG:HB3	2:B:75:ILE:HG22	18	1.88
(1,37)	1:A:104:ARG:HB3	2:B:75:ILE:HG23	18	1.88
(1,37)	1:A:104:ARG:HB3	2:B:75:ILE:N	18	1.88
(1,37)	1:A:104:ARG:HB3	2:B:75:ILE:O	18	1.88
(1,37)	1:A:104:ARG:HB3	2:B:77:ALA:C	18	1.88
(1,37)	1:A:104:ARG:HB3	2:B:77:ALA:CA	18	1.88
(1,37)	1:A:104:ARG:HB3	2:B:77:ALA:CB	18	1.88
(1,37)	1:A:104:ARG:HB3	2:B:77:ALA:H	18	1.88
(1,37)	1:A:104:ARG:HB3	2:B:77:ALA:HA	18	1.88
(1,37)	1:A:104:ARG:HB3	2:B:77:ALA:HB1	18	1.88
(1,37)	1:A:104:ARG:HB3	2:B:77:ALA:HB2	18	1.88
(1,37)	1:A:104:ARG:HB3	2:B:77:ALA:HB3	18	1.88
(1,37)	1:A:104:ARG:HB3	2:B:77:ALA:N	18	1.88
(1,37)	1:A:104:ARG:HB3	2:B:77:ALA:O	18	1.88
(1,37)	1:A:104:ARG:HB3	2:B:78:GLY:C	18	1.88
(1,37)	1:A:104:ARG:HB3	2:B:78:GLY:CA	18	1.88
(1,37)	1:A:104:ARG:HB3	2:B:78:GLY:H	18	1.88
(1,37)	1:A:104:ARG:HB3	2:B:78:GLY:HA2	18	1.88
(1,37)	1:A:104:ARG:HB3	2:B:78:GLY:HA3	18	1.88
(1,37)	1:A:104:ARG:HB3	2:B:78:GLY:N	18	1.88
(1,37)	1:A:104:ARG:HB3	2:B:78:GLY:O	18	1.88
(1,37)	1:A:104:ARG:HB3	2:B:79:LYS:C	18	1.88
(1,37)	1:A:104:ARG:HB3	2:B:79:LYS:CA	18	1.88
(1,37)	1:A:104:ARG:HB3	2:B:79:LYS:CB	18	1.88
(1,37)	1:A:104:ARG:HB3	2:B:79:LYS:CD	18	1.88
(1,37)	1:A:104:ARG:HB3	2:B:79:LYS:CE	18	1.88
(1,37)	1:A:104:ARG:HB3	2:B:79:LYS:CG	18	1.88
(1,37)	1:A:104:ARG:HB3	2:B:79:LYS:H	18	1.88
(1,37)	1:A:104:ARG:HB3	2:B:79:LYS:HA	18	1.88
(1,37)	1:A:104:ARG:HB3	2:B:79:LYS:HB2	18	1.88
(1,37)	1:A:104:ARG:HB3	2:B:79:LYS:HB3	18	1.88
(1,37)	1:A:104:ARG:HB3	2:B:79:LYS:HD2	18	1.88
(1,37)	1:A:104:ARG:HB3	2:B:79:LYS:HD3	18	1.88

*Continued on next page...*



*Continued from previous page...*

Key	Atom-1	Atom-2	Model ID	Violation (Å)
(1,37)	1:A:104:ARG:HB3	2:B:79:LYS:HE2	18	1.88
(1,37)	1:A:104:ARG:HB3	2:B:79:LYS:HE3	18	1.88
(1,37)	1:A:104:ARG:HB3	2:B:79:LYS:HG2	18	1.88
(1,37)	1:A:104:ARG:HB3	2:B:79:LYS:HG3	18	1.88
(1,37)	1:A:104:ARG:HB3	2:B:79:LYS:HZ1	18	1.88
(1,37)	1:A:104:ARG:HB3	2:B:79:LYS:HZ2	18	1.88
(1,37)	1:A:104:ARG:HB3	2:B:79:LYS:HZ3	18	1.88
(1,37)	1:A:104:ARG:HB3	2:B:79:LYS:N	18	1.88
(1,37)	1:A:104:ARG:HB3	2:B:79:LYS:NZ	18	1.88
(1,37)	1:A:104:ARG:HB3	2:B:79:LYS:O	18	1.88
(1,37)	1:A:104:ARG:HB3	2:B:80:ILE:C	18	1.88
(1,37)	1:A:104:ARG:HB3	2:B:80:ILE:CA	18	1.88
(1,37)	1:A:104:ARG:HB3	2:B:80:ILE:CB	18	1.88
(1,37)	1:A:104:ARG:HB3	2:B:80:ILE:CD1	18	1.88
(1,37)	1:A:104:ARG:HB3	2:B:80:ILE:CG1	18	1.88
(1,37)	1:A:104:ARG:HB3	2:B:80:ILE:CG2	18	1.88
(1,37)	1:A:104:ARG:HB3	2:B:80:ILE:H	18	1.88
(1,37)	1:A:104:ARG:HB3	2:B:80:ILE:HA	18	1.88
(1,37)	1:A:104:ARG:HB3	2:B:80:ILE:HB	18	1.88
(1,37)	1:A:104:ARG:HB3	2:B:80:ILE:HD11	18	1.88
(1,37)	1:A:104:ARG:HB3	2:B:80:ILE:HD12	18	1.88
(1,37)	1:A:104:ARG:HB3	2:B:80:ILE:HD13	18	1.88
(1,37)	1:A:104:ARG:HB3	2:B:80:ILE:HG12	18	1.88
(1,37)	1:A:104:ARG:HB3	2:B:80:ILE:HG13	18	1.88
(1,37)	1:A:104:ARG:HB3	2:B:80:ILE:HG21	18	1.88
(1,37)	1:A:104:ARG:HB3	2:B:80:ILE:HG22	18	1.88
(1,37)	1:A:104:ARG:HB3	2:B:80:ILE:HG23	18	1.88
(1,37)	1:A:104:ARG:HB3	2:B:80:ILE:N	18	1.88
(1,37)	1:A:104:ARG:HB3	2:B:80:ILE:O	18	1.88
(1,37)	1:A:104:ARG:HB3	2:B:84:GLN:C	18	1.88
(1,37)	1:A:104:ARG:HB3	2:B:84:GLN:CA	18	1.88
(1,37)	1:A:104:ARG:HB3	2:B:84:GLN:CB	18	1.88
(1,37)	1:A:104:ARG:HB3	2:B:84:GLN:CD	18	1.88
(1,37)	1:A:104:ARG:HB3	2:B:84:GLN:CG	18	1.88
(1,37)	1:A:104:ARG:HB3	2:B:84:GLN:H	18	1.88
(1,37)	1:A:104:ARG:HB3	2:B:84:GLN:HA	18	1.88
(1,37)	1:A:104:ARG:HB3	2:B:84:GLN:HB2	18	1.88
(1,37)	1:A:104:ARG:HB3	2:B:84:GLN:HB3	18	1.88
(1,37)	1:A:104:ARG:HB3	2:B:84:GLN:HE21	18	1.88
(1,37)	1:A:104:ARG:HB3	2:B:84:GLN:HE22	18	1.88
(1,37)	1:A:104:ARG:HB3	2:B:84:GLN:HG2	18	1.88
(1,37)	1:A:104:ARG:HB3	2:B:84:GLN:HG3	18	1.88

*Continued on next page...*

*Continued from previous page...*

Key	Atom-1	Atom-2	Model ID	Violation (Å)
(1,37)	1:A:104:ARG:HB3	2:B:84:GLN:N	18	1.88
(1,37)	1:A:104:ARG:HB3	2:B:84:GLN:NE2	18	1.88
(1,37)	1:A:104:ARG:HB3	2:B:84:GLN:O	18	1.88
(1,37)	1:A:104:ARG:HB3	2:B:84:GLN:OE1	18	1.88
(1,37)	1:A:104:ARG:HB3	2:B:97:THR:C	18	1.88
(1,37)	1:A:104:ARG:HB3	2:B:97:THR:CA	18	1.88
(1,37)	1:A:104:ARG:HB3	2:B:97:THR:CB	18	1.88
(1,37)	1:A:104:ARG:HB3	2:B:97:THR:CG2	18	1.88
(1,37)	1:A:104:ARG:HB3	2:B:97:THR:H	18	1.88
(1,37)	1:A:104:ARG:HB3	2:B:97:THR:HA	18	1.88
(1,37)	1:A:104:ARG:HB3	2:B:97:THR:HB	18	1.88
(1,37)	1:A:104:ARG:HB3	2:B:97:THR:HG1	18	1.88
(1,37)	1:A:104:ARG:HB3	2:B:97:THR:HG21	18	1.88
(1,37)	1:A:104:ARG:HB3	2:B:97:THR:HG22	18	1.88
(1,37)	1:A:104:ARG:HB3	2:B:97:THR:HG23	18	1.88
(1,37)	1:A:104:ARG:HB3	2:B:97:THR:N	18	1.88
(1,37)	1:A:104:ARG:HB3	2:B:97:THR:O	18	1.88
(1,37)	1:A:104:ARG:HB3	2:B:97:THR:OG1	18	1.88
(1,37)	1:A:104:ARG:HB3	2:B:99:HIS:C	18	1.88
(1,37)	1:A:104:ARG:HB3	2:B:99:HIS:CA	18	1.88
(1,37)	1:A:104:ARG:HB3	2:B:99:HIS:CB	18	1.88
(1,37)	1:A:104:ARG:HB3	2:B:99:HIS:CD2	18	1.88
(1,37)	1:A:104:ARG:HB3	2:B:99:HIS:CE1	18	1.88
(1,37)	1:A:104:ARG:HB3	2:B:99:HIS:CG	18	1.88
(1,37)	1:A:104:ARG:HB3	2:B:99:HIS:H	18	1.88
(1,37)	1:A:104:ARG:HB3	2:B:99:HIS:HA	18	1.88
(1,37)	1:A:104:ARG:HB3	2:B:99:HIS:HB2	18	1.88
(1,37)	1:A:104:ARG:HB3	2:B:99:HIS:HB3	18	1.88
(1,37)	1:A:104:ARG:HB3	2:B:99:HIS:HD1	18	1.88
(1,37)	1:A:104:ARG:HB3	2:B:99:HIS:HD2	18	1.88
(1,37)	1:A:104:ARG:HB3	2:B:99:HIS:HE1	18	1.88
(1,37)	1:A:104:ARG:HB3	2:B:99:HIS:HE2	18	1.88
(1,37)	1:A:104:ARG:HB3	2:B:99:HIS:N	18	1.88
(1,37)	1:A:104:ARG:HB3	2:B:99:HIS:ND1	18	1.88
(1,37)	1:A:104:ARG:HB3	2:B:99:HIS:NE2	18	1.88
(1,37)	1:A:104:ARG:HB3	2:B:99:HIS:O	18	1.88
(1,37)	1:A:104:ARG:HB3	2:B:101:VAL:C	18	1.88
(1,37)	1:A:104:ARG:HB3	2:B:101:VAL:CA	18	1.88
(1,37)	1:A:104:ARG:HB3	2:B:101:VAL:CB	18	1.88
(1,37)	1:A:104:ARG:HB3	2:B:101:VAL:CG1	18	1.88
(1,37)	1:A:104:ARG:HB3	2:B:101:VAL:CG2	18	1.88
(1,37)	1:A:104:ARG:HB3	2:B:101:VAL:H	18	1.88

*Continued on next page...*

*Continued from previous page...*

Key	Atom-1	Atom-2	Model ID	Violation (Å)
(1,37)	1:A:104:ARG:HB3	2:B:101:VAL:HA	18	1.88
(1,37)	1:A:104:ARG:HB3	2:B:101:VAL:HB	18	1.88
(1,37)	1:A:104:ARG:HB3	2:B:101:VAL:HG11	18	1.88
(1,37)	1:A:104:ARG:HB3	2:B:101:VAL:HG12	18	1.88
(1,37)	1:A:104:ARG:HB3	2:B:101:VAL:HG13	18	1.88
(1,37)	1:A:104:ARG:HB3	2:B:101:VAL:HG21	18	1.88
(1,37)	1:A:104:ARG:HB3	2:B:101:VAL:HG22	18	1.88
(1,37)	1:A:104:ARG:HB3	2:B:101:VAL:HG23	18	1.88
(1,37)	1:A:104:ARG:HB3	2:B:101:VAL:N	18	1.88
(1,37)	1:A:104:ARG:HB3	2:B:101:VAL:O	18	1.88
(1,37)	1:A:104:ARG:HD2	2:B:75:ILE:C	18	1.88
(1,37)	1:A:104:ARG:HD2	2:B:75:ILE:CA	18	1.88
(1,37)	1:A:104:ARG:HD2	2:B:75:ILE:CB	18	1.88
(1,37)	1:A:104:ARG:HD2	2:B:75:ILE:CD1	18	1.88
(1,37)	1:A:104:ARG:HD2	2:B:75:ILE:CG1	18	1.88
(1,37)	1:A:104:ARG:HD2	2:B:75:ILE:CG2	18	1.88
(1,37)	1:A:104:ARG:HD2	2:B:75:ILE:H	18	1.88
(1,37)	1:A:104:ARG:HD2	2:B:75:ILE:HA	18	1.88
(1,37)	1:A:104:ARG:HD2	2:B:75:ILE:HB	18	1.88
(1,37)	1:A:104:ARG:HD2	2:B:75:ILE:HD11	18	1.88
(1,37)	1:A:104:ARG:HD2	2:B:75:ILE:HD12	18	1.88
(1,37)	1:A:104:ARG:HD2	2:B:75:ILE:HD13	18	1.88
(1,37)	1:A:104:ARG:HD2	2:B:75:ILE:HG12	18	1.88
(1,37)	1:A:104:ARG:HD2	2:B:75:ILE:HG13	18	1.88
(1,37)	1:A:104:ARG:HD2	2:B:75:ILE:HG21	18	1.88
(1,37)	1:A:104:ARG:HD2	2:B:75:ILE:HG22	18	1.88
(1,37)	1:A:104:ARG:HD2	2:B:75:ILE:HG23	18	1.88
(1,37)	1:A:104:ARG:HD2	2:B:75:ILE:N	18	1.88
(1,37)	1:A:104:ARG:HD2	2:B:75:ILE:O	18	1.88
(1,37)	1:A:104:ARG:HD2	2:B:77:ALA:C	18	1.88
(1,37)	1:A:104:ARG:HD2	2:B:77:ALA:CA	18	1.88
(1,37)	1:A:104:ARG:HD2	2:B:77:ALA:CB	18	1.88
(1,37)	1:A:104:ARG:HD2	2:B:77:ALA:H	18	1.88
(1,37)	1:A:104:ARG:HD2	2:B:77:ALA:HA	18	1.88
(1,37)	1:A:104:ARG:HD2	2:B:77:ALA:HB1	18	1.88
(1,37)	1:A:104:ARG:HD2	2:B:77:ALA:HB2	18	1.88
(1,37)	1:A:104:ARG:HD2	2:B:77:ALA:HB3	18	1.88
(1,37)	1:A:104:ARG:HD2	2:B:77:ALA:N	18	1.88
(1,37)	1:A:104:ARG:HD2	2:B:77:ALA:O	18	1.88
(1,37)	1:A:104:ARG:HD2	2:B:78:GLY:C	18	1.88
(1,37)	1:A:104:ARG:HD2	2:B:78:GLY:CA	18	1.88
(1,37)	1:A:104:ARG:HD2	2:B:78:GLY:H	18	1.88

*Continued on next page...*

*Continued from previous page...*

Key	Atom-1	Atom-2	Model ID	Violation (Å)
(1,37)	1:A:104:ARG:HD2	2:B:78:GLY:HA2	18	1.88
(1,37)	1:A:104:ARG:HD2	2:B:78:GLY:HA3	18	1.88
(1,37)	1:A:104:ARG:HD2	2:B:78:GLY:N	18	1.88
(1,37)	1:A:104:ARG:HD2	2:B:78:GLY:O	18	1.88
(1,37)	1:A:104:ARG:HD2	2:B:79:LYS:C	18	1.88
(1,37)	1:A:104:ARG:HD2	2:B:79:LYS:CA	18	1.88
(1,37)	1:A:104:ARG:HD2	2:B:79:LYS:CB	18	1.88
(1,37)	1:A:104:ARG:HD2	2:B:79:LYS:CD	18	1.88
(1,37)	1:A:104:ARG:HD2	2:B:79:LYS:CE	18	1.88
(1,37)	1:A:104:ARG:HD2	2:B:79:LYS:CG	18	1.88
(1,37)	1:A:104:ARG:HD2	2:B:79:LYS:H	18	1.88
(1,37)	1:A:104:ARG:HD2	2:B:79:LYS:HA	18	1.88
(1,37)	1:A:104:ARG:HD2	2:B:79:LYS:HB2	18	1.88
(1,37)	1:A:104:ARG:HD2	2:B:79:LYS:HB3	18	1.88
(1,37)	1:A:104:ARG:HD2	2:B:79:LYS:HD2	18	1.88
(1,37)	1:A:104:ARG:HD2	2:B:79:LYS:HD3	18	1.88
(1,37)	1:A:104:ARG:HD2	2:B:79:LYS:HE2	18	1.88
(1,37)	1:A:104:ARG:HD2	2:B:79:LYS:HE3	18	1.88
(1,37)	1:A:104:ARG:HD2	2:B:79:LYS:HG2	18	1.88
(1,37)	1:A:104:ARG:HD2	2:B:79:LYS:HG3	18	1.88
(1,37)	1:A:104:ARG:HD2	2:B:79:LYS:HZ1	18	1.88
(1,37)	1:A:104:ARG:HD2	2:B:79:LYS:HZ2	18	1.88
(1,37)	1:A:104:ARG:HD2	2:B:79:LYS:HZ3	18	1.88
(1,37)	1:A:104:ARG:HD2	2:B:79:LYS:N	18	1.88
(1,37)	1:A:104:ARG:HD2	2:B:79:LYS:NZ	18	1.88
(1,37)	1:A:104:ARG:HD2	2:B:79:LYS:O	18	1.88
(1,37)	1:A:104:ARG:HD2	2:B:80:ILE:C	18	1.88
(1,37)	1:A:104:ARG:HD2	2:B:80:ILE:CA	18	1.88
(1,37)	1:A:104:ARG:HD2	2:B:80:ILE:CB	18	1.88
(1,37)	1:A:104:ARG:HD2	2:B:80:ILE:CD1	18	1.88
(1,37)	1:A:104:ARG:HD2	2:B:80:ILE:CG1	18	1.88
(1,37)	1:A:104:ARG:HD2	2:B:80:ILE:CG2	18	1.88
(1,37)	1:A:104:ARG:HD2	2:B:80:ILE:H	18	1.88
(1,37)	1:A:104:ARG:HD2	2:B:80:ILE:HA	18	1.88
(1,37)	1:A:104:ARG:HD2	2:B:80:ILE:HB	18	1.88
(1,37)	1:A:104:ARG:HD2	2:B:80:ILE:HD11	18	1.88
(1,37)	1:A:104:ARG:HD2	2:B:80:ILE:HD12	18	1.88
(1,37)	1:A:104:ARG:HD2	2:B:80:ILE:HD13	18	1.88
(1,37)	1:A:104:ARG:HD2	2:B:80:ILE:HG12	18	1.88
(1,37)	1:A:104:ARG:HD2	2:B:80:ILE:HG13	18	1.88
(1,37)	1:A:104:ARG:HD2	2:B:80:ILE:HG21	18	1.88
(1,37)	1:A:104:ARG:HD2	2:B:80:ILE:HG22	18	1.88

*Continued on next page...*

*Continued from previous page...*

Key	Atom-1	Atom-2	Model ID	Violation (Å)
(1,37)	1:A:104:ARG:HD2	2:B:80:ILE:HG23	18	1.88
(1,37)	1:A:104:ARG:HD2	2:B:80:ILE:N	18	1.88
(1,37)	1:A:104:ARG:HD2	2:B:80:ILE:O	18	1.88
(1,37)	1:A:104:ARG:HD2	2:B:84:GLN:C	18	1.88
(1,37)	1:A:104:ARG:HD2	2:B:84:GLN:CA	18	1.88
(1,37)	1:A:104:ARG:HD2	2:B:84:GLN:CB	18	1.88
(1,37)	1:A:104:ARG:HD2	2:B:84:GLN:CD	18	1.88
(1,37)	1:A:104:ARG:HD2	2:B:84:GLN:CG	18	1.88
(1,37)	1:A:104:ARG:HD2	2:B:84:GLN:H	18	1.88
(1,37)	1:A:104:ARG:HD2	2:B:84:GLN:HA	18	1.88
(1,37)	1:A:104:ARG:HD2	2:B:84:GLN:HB2	18	1.88
(1,37)	1:A:104:ARG:HD2	2:B:84:GLN:HB3	18	1.88
(1,37)	1:A:104:ARG:HD2	2:B:84:GLN:HE21	18	1.88
(1,37)	1:A:104:ARG:HD2	2:B:84:GLN:HE22	18	1.88
(1,37)	1:A:104:ARG:HD2	2:B:84:GLN:HG2	18	1.88
(1,37)	1:A:104:ARG:HD2	2:B:84:GLN:HG3	18	1.88
(1,37)	1:A:104:ARG:HD2	2:B:84:GLN:N	18	1.88
(1,37)	1:A:104:ARG:HD2	2:B:84:GLN:NE2	18	1.88
(1,37)	1:A:104:ARG:HD2	2:B:84:GLN:O	18	1.88
(1,37)	1:A:104:ARG:HD2	2:B:84:GLN:OE1	18	1.88
(1,37)	1:A:104:ARG:HD2	2:B:97:THR:C	18	1.88
(1,37)	1:A:104:ARG:HD2	2:B:97:THR:CA	18	1.88
(1,37)	1:A:104:ARG:HD2	2:B:97:THR:CB	18	1.88
(1,37)	1:A:104:ARG:HD2	2:B:97:THR:CG2	18	1.88
(1,37)	1:A:104:ARG:HD2	2:B:97:THR:H	18	1.88
(1,37)	1:A:104:ARG:HD2	2:B:97:THR:HA	18	1.88
(1,37)	1:A:104:ARG:HD2	2:B:97:THR:HB	18	1.88
(1,37)	1:A:104:ARG:HD2	2:B:97:THR:HG1	18	1.88
(1,37)	1:A:104:ARG:HD2	2:B:97:THR:HG21	18	1.88
(1,37)	1:A:104:ARG:HD2	2:B:97:THR:HG22	18	1.88
(1,37)	1:A:104:ARG:HD2	2:B:97:THR:HG23	18	1.88
(1,37)	1:A:104:ARG:HD2	2:B:97:THR:N	18	1.88
(1,37)	1:A:104:ARG:HD2	2:B:97:THR:O	18	1.88
(1,37)	1:A:104:ARG:HD2	2:B:97:THR:OG1	18	1.88
(1,37)	1:A:104:ARG:HD2	2:B:99:HIS:C	18	1.88
(1,37)	1:A:104:ARG:HD2	2:B:99:HIS:CA	18	1.88
(1,37)	1:A:104:ARG:HD2	2:B:99:HIS:CB	18	1.88
(1,37)	1:A:104:ARG:HD2	2:B:99:HIS:CD2	18	1.88
(1,37)	1:A:104:ARG:HD2	2:B:99:HIS:CE1	18	1.88
(1,37)	1:A:104:ARG:HD2	2:B:99:HIS:CG	18	1.88
(1,37)	1:A:104:ARG:HD2	2:B:99:HIS:H	18	1.88
(1,37)	1:A:104:ARG:HD2	2:B:99:HIS:HA	18	1.88

*Continued on next page...*

*Continued from previous page...*

Key	Atom-1	Atom-2	Model ID	Violation (Å)
(1,37)	1:A:104:ARG:HD2	2:B:99:HIS:HB2	18	1.88
(1,37)	1:A:104:ARG:HD2	2:B:99:HIS:HB3	18	1.88
(1,37)	1:A:104:ARG:HD2	2:B:99:HIS:HD1	18	1.88
(1,37)	1:A:104:ARG:HD2	2:B:99:HIS:HD2	18	1.88
(1,37)	1:A:104:ARG:HD2	2:B:99:HIS:HE1	18	1.88
(1,37)	1:A:104:ARG:HD2	2:B:99:HIS:HE2	18	1.88
(1,37)	1:A:104:ARG:HD2	2:B:99:HIS:N	18	1.88
(1,37)	1:A:104:ARG:HD2	2:B:99:HIS:ND1	18	1.88
(1,37)	1:A:104:ARG:HD2	2:B:99:HIS:NE2	18	1.88
(1,37)	1:A:104:ARG:HD2	2:B:99:HIS:O	18	1.88
(1,37)	1:A:104:ARG:HD2	2:B:101:VAL:C	18	1.88
(1,37)	1:A:104:ARG:HD2	2:B:101:VAL:CA	18	1.88
(1,37)	1:A:104:ARG:HD2	2:B:101:VAL:CB	18	1.88
(1,37)	1:A:104:ARG:HD2	2:B:101:VAL:CG1	18	1.88
(1,37)	1:A:104:ARG:HD2	2:B:101:VAL:CG2	18	1.88
(1,37)	1:A:104:ARG:HD2	2:B:101:VAL:H	18	1.88
(1,37)	1:A:104:ARG:HD2	2:B:101:VAL:HA	18	1.88
(1,37)	1:A:104:ARG:HD2	2:B:101:VAL:HB	18	1.88
(1,37)	1:A:104:ARG:HD2	2:B:101:VAL:HG11	18	1.88
(1,37)	1:A:104:ARG:HD2	2:B:101:VAL:HG12	18	1.88
(1,37)	1:A:104:ARG:HD2	2:B:101:VAL:HG13	18	1.88
(1,37)	1:A:104:ARG:HD2	2:B:101:VAL:HG21	18	1.88
(1,37)	1:A:104:ARG:HD2	2:B:101:VAL:HG22	18	1.88
(1,37)	1:A:104:ARG:HD2	2:B:101:VAL:HG23	18	1.88
(1,37)	1:A:104:ARG:HD2	2:B:101:VAL:N	18	1.88
(1,37)	1:A:104:ARG:HD2	2:B:101:VAL:O	18	1.88
(1,37)	1:A:104:ARG:HD3	2:B:75:ILE:C	18	1.88
(1,37)	1:A:104:ARG:HD3	2:B:75:ILE:CA	18	1.88
(1,37)	1:A:104:ARG:HD3	2:B:75:ILE:CB	18	1.88
(1,37)	1:A:104:ARG:HD3	2:B:75:ILE:CD1	18	1.88
(1,37)	1:A:104:ARG:HD3	2:B:75:ILE:CG1	18	1.88
(1,37)	1:A:104:ARG:HD3	2:B:75:ILE:CG2	18	1.88
(1,37)	1:A:104:ARG:HD3	2:B:75:ILE:H	18	1.88
(1,37)	1:A:104:ARG:HD3	2:B:75:ILE:HA	18	1.88
(1,37)	1:A:104:ARG:HD3	2:B:75:ILE:HB	18	1.88
(1,37)	1:A:104:ARG:HD3	2:B:75:ILE:HD11	18	1.88
(1,37)	1:A:104:ARG:HD3	2:B:75:ILE:HD12	18	1.88
(1,37)	1:A:104:ARG:HD3	2:B:75:ILE:HD13	18	1.88
(1,37)	1:A:104:ARG:HD3	2:B:75:ILE:HG12	18	1.88
(1,37)	1:A:104:ARG:HD3	2:B:75:ILE:HG13	18	1.88
(1,37)	1:A:104:ARG:HD3	2:B:75:ILE:HG21	18	1.88
(1,37)	1:A:104:ARG:HD3	2:B:75:ILE:HG22	18	1.88

*Continued on next page...*

*Continued from previous page...*

Key	Atom-1	Atom-2	Model ID	Violation (Å)
(1,37)	1:A:104:ARG:HD3	2:B:75:ILE:HG23	18	1.88
(1,37)	1:A:104:ARG:HD3	2:B:75:ILE:N	18	1.88
(1,37)	1:A:104:ARG:HD3	2:B:75:ILE:O	18	1.88
(1,37)	1:A:104:ARG:HD3	2:B:77:ALA:C	18	1.88
(1,37)	1:A:104:ARG:HD3	2:B:77:ALA:CA	18	1.88
(1,37)	1:A:104:ARG:HD3	2:B:77:ALA:CB	18	1.88
(1,37)	1:A:104:ARG:HD3	2:B:77:ALA:H	18	1.88
(1,37)	1:A:104:ARG:HD3	2:B:77:ALA:HA	18	1.88
(1,37)	1:A:104:ARG:HD3	2:B:77:ALA:HB1	18	1.88
(1,37)	1:A:104:ARG:HD3	2:B:77:ALA:HB2	18	1.88
(1,37)	1:A:104:ARG:HD3	2:B:77:ALA:HB3	18	1.88
(1,37)	1:A:104:ARG:HD3	2:B:77:ALA:N	18	1.88
(1,37)	1:A:104:ARG:HD3	2:B:77:ALA:O	18	1.88
(1,37)	1:A:104:ARG:HD3	2:B:78:GLY:C	18	1.88
(1,37)	1:A:104:ARG:HD3	2:B:78:GLY:CA	18	1.88
(1,37)	1:A:104:ARG:HD3	2:B:78:GLY:H	18	1.88
(1,37)	1:A:104:ARG:HD3	2:B:78:GLY:HA2	18	1.88
(1,37)	1:A:104:ARG:HD3	2:B:78:GLY:HA3	18	1.88
(1,37)	1:A:104:ARG:HD3	2:B:78:GLY:N	18	1.88
(1,37)	1:A:104:ARG:HD3	2:B:78:GLY:O	18	1.88
(1,37)	1:A:104:ARG:HD3	2:B:79:LYS:C	18	1.88
(1,37)	1:A:104:ARG:HD3	2:B:79:LYS:CA	18	1.88
(1,37)	1:A:104:ARG:HD3	2:B:79:LYS:CB	18	1.88
(1,37)	1:A:104:ARG:HD3	2:B:79:LYS:CD	18	1.88
(1,37)	1:A:104:ARG:HD3	2:B:79:LYS:CE	18	1.88
(1,37)	1:A:104:ARG:HD3	2:B:79:LYS:CG	18	1.88
(1,37)	1:A:104:ARG:HD3	2:B:79:LYS:H	18	1.88
(1,37)	1:A:104:ARG:HD3	2:B:79:LYS:HA	18	1.88
(1,37)	1:A:104:ARG:HD3	2:B:79:LYS:HB2	18	1.88
(1,37)	1:A:104:ARG:HD3	2:B:79:LYS:HB3	18	1.88
(1,37)	1:A:104:ARG:HD3	2:B:79:LYS:HD2	18	1.88
(1,37)	1:A:104:ARG:HD3	2:B:79:LYS:HD3	18	1.88
(1,37)	1:A:104:ARG:HD3	2:B:79:LYS:HE2	18	1.88
(1,37)	1:A:104:ARG:HD3	2:B:79:LYS:HE3	18	1.88
(1,37)	1:A:104:ARG:HD3	2:B:79:LYS:HG2	18	1.88
(1,37)	1:A:104:ARG:HD3	2:B:79:LYS:HG3	18	1.88
(1,37)	1:A:104:ARG:HD3	2:B:79:LYS:HZ1	18	1.88
(1,37)	1:A:104:ARG:HD3	2:B:79:LYS:HZ2	18	1.88
(1,37)	1:A:104:ARG:HD3	2:B:79:LYS:HZ3	18	1.88
(1,37)	1:A:104:ARG:HD3	2:B:79:LYS:N	18	1.88
(1,37)	1:A:104:ARG:HD3	2:B:79:LYS:NZ	18	1.88
(1,37)	1:A:104:ARG:HD3	2:B:79:LYS:O	18	1.88

*Continued on next page...*

*Continued from previous page...*

Key	Atom-1	Atom-2	Model ID	Violation (Å)
(1,37)	1:A:104:ARG:HD3	2:B:80:ILE:C	18	1.88
(1,37)	1:A:104:ARG:HD3	2:B:80:ILE:CA	18	1.88
(1,37)	1:A:104:ARG:HD3	2:B:80:ILE:CB	18	1.88
(1,37)	1:A:104:ARG:HD3	2:B:80:ILE:CD1	18	1.88
(1,37)	1:A:104:ARG:HD3	2:B:80:ILE:CG1	18	1.88
(1,37)	1:A:104:ARG:HD3	2:B:80:ILE:CG2	18	1.88
(1,37)	1:A:104:ARG:HD3	2:B:80:ILE:H	18	1.88
(1,37)	1:A:104:ARG:HD3	2:B:80:ILE:HA	18	1.88
(1,37)	1:A:104:ARG:HD3	2:B:80:ILE:HB	18	1.88
(1,37)	1:A:104:ARG:HD3	2:B:80:ILE:HD11	18	1.88
(1,37)	1:A:104:ARG:HD3	2:B:80:ILE:HD12	18	1.88
(1,37)	1:A:104:ARG:HD3	2:B:80:ILE:HD13	18	1.88
(1,37)	1:A:104:ARG:HD3	2:B:80:ILE:HG12	18	1.88
(1,37)	1:A:104:ARG:HD3	2:B:80:ILE:HG13	18	1.88
(1,37)	1:A:104:ARG:HD3	2:B:80:ILE:HG21	18	1.88
(1,37)	1:A:104:ARG:HD3	2:B:80:ILE:HG22	18	1.88
(1,37)	1:A:104:ARG:HD3	2:B:80:ILE:HG23	18	1.88
(1,37)	1:A:104:ARG:HD3	2:B:80:ILE:N	18	1.88
(1,37)	1:A:104:ARG:HD3	2:B:80:ILE:O	18	1.88
(1,37)	1:A:104:ARG:HD3	2:B:84:GLN:C	18	1.88
(1,37)	1:A:104:ARG:HD3	2:B:84:GLN:CA	18	1.88
(1,37)	1:A:104:ARG:HD3	2:B:84:GLN:CB	18	1.88
(1,37)	1:A:104:ARG:HD3	2:B:84:GLN:CD	18	1.88
(1,37)	1:A:104:ARG:HD3	2:B:84:GLN:CG	18	1.88
(1,37)	1:A:104:ARG:HD3	2:B:84:GLN:H	18	1.88
(1,37)	1:A:104:ARG:HD3	2:B:84:GLN:HA	18	1.88
(1,37)	1:A:104:ARG:HD3	2:B:84:GLN:HB2	18	1.88
(1,37)	1:A:104:ARG:HD3	2:B:84:GLN:HB3	18	1.88
(1,37)	1:A:104:ARG:HD3	2:B:84:GLN:HE21	18	1.88
(1,37)	1:A:104:ARG:HD3	2:B:84:GLN:HE22	18	1.88
(1,37)	1:A:104:ARG:HD3	2:B:84:GLN:HG2	18	1.88
(1,37)	1:A:104:ARG:HD3	2:B:84:GLN:HG3	18	1.88
(1,37)	1:A:104:ARG:HD3	2:B:84:GLN:N	18	1.88
(1,37)	1:A:104:ARG:HD3	2:B:84:GLN:NE2	18	1.88
(1,37)	1:A:104:ARG:HD3	2:B:84:GLN:O	18	1.88
(1,37)	1:A:104:ARG:HD3	2:B:84:GLN:OE1	18	1.88
(1,37)	1:A:104:ARG:HD3	2:B:97:THR:C	18	1.88
(1,37)	1:A:104:ARG:HD3	2:B:97:THR:CA	18	1.88
(1,37)	1:A:104:ARG:HD3	2:B:97:THR:CB	18	1.88
(1,37)	1:A:104:ARG:HD3	2:B:97:THR:CG2	18	1.88
(1,37)	1:A:104:ARG:HD3	2:B:97:THR:H	18	1.88
(1,37)	1:A:104:ARG:HD3	2:B:97:THR:HA	18	1.88

*Continued on next page...*



*Continued from previous page...*

Key	Atom-1	Atom-2	Model ID	Violation (Å)
(1,37)	1:A:104:ARG:HD3	2:B:97:THR:HB	18	1.88
(1,37)	1:A:104:ARG:HD3	2:B:97:THR:HG1	18	1.88
(1,37)	1:A:104:ARG:HD3	2:B:97:THR:HG21	18	1.88
(1,37)	1:A:104:ARG:HD3	2:B:97:THR:HG22	18	1.88
(1,37)	1:A:104:ARG:HD3	2:B:97:THR:HG23	18	1.88
(1,37)	1:A:104:ARG:HD3	2:B:97:THR:N	18	1.88
(1,37)	1:A:104:ARG:HD3	2:B:97:THR:O	18	1.88
(1,37)	1:A:104:ARG:HD3	2:B:97:THR:OG1	18	1.88
(1,37)	1:A:104:ARG:HD3	2:B:99:HIS:C	18	1.88
(1,37)	1:A:104:ARG:HD3	2:B:99:HIS:CA	18	1.88
(1,37)	1:A:104:ARG:HD3	2:B:99:HIS:CB	18	1.88
(1,37)	1:A:104:ARG:HD3	2:B:99:HIS:CD2	18	1.88
(1,37)	1:A:104:ARG:HD3	2:B:99:HIS:CE1	18	1.88
(1,37)	1:A:104:ARG:HD3	2:B:99:HIS:CG	18	1.88
(1,37)	1:A:104:ARG:HD3	2:B:99:HIS:H	18	1.88
(1,37)	1:A:104:ARG:HD3	2:B:99:HIS:HA	18	1.88
(1,37)	1:A:104:ARG:HD3	2:B:99:HIS:HB2	18	1.88
(1,37)	1:A:104:ARG:HD3	2:B:99:HIS:HB3	18	1.88
(1,37)	1:A:104:ARG:HD3	2:B:99:HIS:HD1	18	1.88
(1,37)	1:A:104:ARG:HD3	2:B:99:HIS:HD2	18	1.88
(1,37)	1:A:104:ARG:HD3	2:B:99:HIS:HE1	18	1.88
(1,37)	1:A:104:ARG:HD3	2:B:99:HIS:HE2	18	1.88
(1,37)	1:A:104:ARG:HD3	2:B:99:HIS:N	18	1.88
(1,37)	1:A:104:ARG:HD3	2:B:99:HIS:ND1	18	1.88
(1,37)	1:A:104:ARG:HD3	2:B:99:HIS:NE2	18	1.88
(1,37)	1:A:104:ARG:HD3	2:B:99:HIS:O	18	1.88
(1,37)	1:A:104:ARG:HD3	2:B:101:VAL:C	18	1.88
(1,37)	1:A:104:ARG:HD3	2:B:101:VAL:CA	18	1.88
(1,37)	1:A:104:ARG:HD3	2:B:101:VAL:CB	18	1.88
(1,37)	1:A:104:ARG:HD3	2:B:101:VAL:CG1	18	1.88
(1,37)	1:A:104:ARG:HD3	2:B:101:VAL:CG2	18	1.88
(1,37)	1:A:104:ARG:HD3	2:B:101:VAL:H	18	1.88
(1,37)	1:A:104:ARG:HD3	2:B:101:VAL:HA	18	1.88
(1,37)	1:A:104:ARG:HD3	2:B:101:VAL:HB	18	1.88
(1,37)	1:A:104:ARG:HD3	2:B:101:VAL:HG11	18	1.88
(1,37)	1:A:104:ARG:HD3	2:B:101:VAL:HG12	18	1.88
(1,37)	1:A:104:ARG:HD3	2:B:101:VAL:HG13	18	1.88
(1,37)	1:A:104:ARG:HD3	2:B:101:VAL:HG21	18	1.88
(1,37)	1:A:104:ARG:HD3	2:B:101:VAL:HG22	18	1.88
(1,37)	1:A:104:ARG:HD3	2:B:101:VAL:HG23	18	1.88
(1,37)	1:A:104:ARG:HD3	2:B:101:VAL:N	18	1.88
(1,37)	1:A:104:ARG:HD3	2:B:101:VAL:O	18	1.88

*Continued on next page...*

*Continued from previous page...*

Key	Atom-1	Atom-2	Model ID	Violation (Å)
(1,37)	1:A:104:ARG:HE	2:B:75:ILE:C	18	1.88
(1,37)	1:A:104:ARG:HE	2:B:75:ILE:CA	18	1.88
(1,37)	1:A:104:ARG:HE	2:B:75:ILE:CB	18	1.88
(1,37)	1:A:104:ARG:HE	2:B:75:ILE:CD1	18	1.88
(1,37)	1:A:104:ARG:HE	2:B:75:ILE:CG1	18	1.88
(1,37)	1:A:104:ARG:HE	2:B:75:ILE:CG2	18	1.88
(1,37)	1:A:104:ARG:HE	2:B:75:ILE:H	18	1.88
(1,37)	1:A:104:ARG:HE	2:B:75:ILE:HA	18	1.88
(1,37)	1:A:104:ARG:HE	2:B:75:ILE:HB	18	1.88
(1,37)	1:A:104:ARG:HE	2:B:75:ILE:HD11	18	1.88
(1,37)	1:A:104:ARG:HE	2:B:75:ILE:HD12	18	1.88
(1,37)	1:A:104:ARG:HE	2:B:75:ILE:HD13	18	1.88
(1,37)	1:A:104:ARG:HE	2:B:75:ILE:HG12	18	1.88
(1,37)	1:A:104:ARG:HE	2:B:75:ILE:HG13	18	1.88
(1,37)	1:A:104:ARG:HE	2:B:75:ILE:HG21	18	1.88
(1,37)	1:A:104:ARG:HE	2:B:75:ILE:HG22	18	1.88
(1,37)	1:A:104:ARG:HE	2:B:75:ILE:HG23	18	1.88
(1,37)	1:A:104:ARG:HE	2:B:75:ILE:N	18	1.88
(1,37)	1:A:104:ARG:HE	2:B:75:ILE:O	18	1.88
(1,37)	1:A:104:ARG:HE	2:B:77:ALA:C	18	1.88
(1,37)	1:A:104:ARG:HE	2:B:77:ALA:CA	18	1.88
(1,37)	1:A:104:ARG:HE	2:B:77:ALA:CB	18	1.88
(1,37)	1:A:104:ARG:HE	2:B:77:ALA:H	18	1.88
(1,37)	1:A:104:ARG:HE	2:B:77:ALA:HA	18	1.88
(1,37)	1:A:104:ARG:HE	2:B:77:ALA:HB1	18	1.88
(1,37)	1:A:104:ARG:HE	2:B:77:ALA:HB2	18	1.88
(1,37)	1:A:104:ARG:HE	2:B:77:ALA:HB3	18	1.88
(1,37)	1:A:104:ARG:HE	2:B:77:ALA:N	18	1.88
(1,37)	1:A:104:ARG:HE	2:B:77:ALA:O	18	1.88
(1,37)	1:A:104:ARG:HE	2:B:78:GLY:C	18	1.88
(1,37)	1:A:104:ARG:HE	2:B:78:GLY:CA	18	1.88
(1,37)	1:A:104:ARG:HE	2:B:78:GLY:H	18	1.88
(1,37)	1:A:104:ARG:HE	2:B:78:GLY:HA2	18	1.88
(1,37)	1:A:104:ARG:HE	2:B:78:GLY:HA3	18	1.88
(1,37)	1:A:104:ARG:HE	2:B:78:GLY:N	18	1.88
(1,37)	1:A:104:ARG:HE	2:B:78:GLY:O	18	1.88
(1,37)	1:A:104:ARG:HE	2:B:79:LYS:C	18	1.88
(1,37)	1:A:104:ARG:HE	2:B:79:LYS:CA	18	1.88
(1,37)	1:A:104:ARG:HE	2:B:79:LYS:CB	18	1.88
(1,37)	1:A:104:ARG:HE	2:B:79:LYS:CD	18	1.88
(1,37)	1:A:104:ARG:HE	2:B:79:LYS:CE	18	1.88
(1,37)	1:A:104:ARG:HE	2:B:79:LYS:CG	18	1.88

*Continued on next page...*

*Continued from previous page...*

Key	Atom-1	Atom-2	Model ID	Violation (Å)
(1,37)	1:A:104:ARG:HE	2:B:79:LYS:H	18	1.88
(1,37)	1:A:104:ARG:HE	2:B:79:LYS:HA	18	1.88
(1,37)	1:A:104:ARG:HE	2:B:79:LYS:HB2	18	1.88
(1,37)	1:A:104:ARG:HE	2:B:79:LYS:HB3	18	1.88
(1,37)	1:A:104:ARG:HE	2:B:79:LYS:HD2	18	1.88
(1,37)	1:A:104:ARG:HE	2:B:79:LYS:HD3	18	1.88
(1,37)	1:A:104:ARG:HE	2:B:79:LYS:HE2	18	1.88
(1,37)	1:A:104:ARG:HE	2:B:79:LYS:HE3	18	1.88
(1,37)	1:A:104:ARG:HE	2:B:79:LYS:HG2	18	1.88
(1,37)	1:A:104:ARG:HE	2:B:79:LYS:HG3	18	1.88
(1,37)	1:A:104:ARG:HE	2:B:79:LYS:HZ1	18	1.88
(1,37)	1:A:104:ARG:HE	2:B:79:LYS:HZ2	18	1.88
(1,37)	1:A:104:ARG:HE	2:B:79:LYS:HZ3	18	1.88
(1,37)	1:A:104:ARG:HE	2:B:79:LYS:N	18	1.88
(1,37)	1:A:104:ARG:HE	2:B:79:LYS:NZ	18	1.88
(1,37)	1:A:104:ARG:HE	2:B:79:LYS:O	18	1.88
(1,37)	1:A:104:ARG:HE	2:B:80:ILE:C	18	1.88
(1,37)	1:A:104:ARG:HE	2:B:80:ILE:CA	18	1.88
(1,37)	1:A:104:ARG:HE	2:B:80:ILE:CB	18	1.88
(1,37)	1:A:104:ARG:HE	2:B:80:ILE:CD1	18	1.88
(1,37)	1:A:104:ARG:HE	2:B:80:ILE:CG1	18	1.88
(1,37)	1:A:104:ARG:HE	2:B:80:ILE:CG2	18	1.88
(1,37)	1:A:104:ARG:HE	2:B:80:ILE:H	18	1.88
(1,37)	1:A:104:ARG:HE	2:B:80:ILE:HA	18	1.88
(1,37)	1:A:104:ARG:HE	2:B:80:ILE:HB	18	1.88
(1,37)	1:A:104:ARG:HE	2:B:80:ILE:HD11	18	1.88
(1,37)	1:A:104:ARG:HE	2:B:80:ILE:HD12	18	1.88
(1,37)	1:A:104:ARG:HE	2:B:80:ILE:HD13	18	1.88
(1,37)	1:A:104:ARG:HE	2:B:80:ILE:HG12	18	1.88
(1,37)	1:A:104:ARG:HE	2:B:80:ILE:HG13	18	1.88
(1,37)	1:A:104:ARG:HE	2:B:80:ILE:HG21	18	1.88
(1,37)	1:A:104:ARG:HE	2:B:80:ILE:HG22	18	1.88
(1,37)	1:A:104:ARG:HE	2:B:80:ILE:HG23	18	1.88
(1,37)	1:A:104:ARG:HE	2:B:80:ILE:N	18	1.88
(1,37)	1:A:104:ARG:HE	2:B:80:ILE:O	18	1.88
(1,37)	1:A:104:ARG:HE	2:B:84:GLN:C	18	1.88
(1,37)	1:A:104:ARG:HE	2:B:84:GLN:CA	18	1.88
(1,37)	1:A:104:ARG:HE	2:B:84:GLN:CB	18	1.88
(1,37)	1:A:104:ARG:HE	2:B:84:GLN:CD	18	1.88
(1,37)	1:A:104:ARG:HE	2:B:84:GLN:CG	18	1.88
(1,37)	1:A:104:ARG:HE	2:B:84:GLN:H	18	1.88
(1,37)	1:A:104:ARG:HE	2:B:84:GLN:HA	18	1.88

*Continued on next page...*

*Continued from previous page...*

Key	Atom-1	Atom-2	Model ID	Violation (Å)
(1,37)	1:A:104:ARG:HE	2:B:84:GLN:HB2	18	1.88
(1,37)	1:A:104:ARG:HE	2:B:84:GLN:HB3	18	1.88
(1,37)	1:A:104:ARG:HE	2:B:84:GLN:HE21	18	1.88
(1,37)	1:A:104:ARG:HE	2:B:84:GLN:HE22	18	1.88
(1,37)	1:A:104:ARG:HE	2:B:84:GLN:HG2	18	1.88
(1,37)	1:A:104:ARG:HE	2:B:84:GLN:HG3	18	1.88
(1,37)	1:A:104:ARG:HE	2:B:84:GLN:N	18	1.88
(1,37)	1:A:104:ARG:HE	2:B:84:GLN:NE2	18	1.88
(1,37)	1:A:104:ARG:HE	2:B:84:GLN:O	18	1.88
(1,37)	1:A:104:ARG:HE	2:B:84:GLN:OE1	18	1.88
(1,37)	1:A:104:ARG:HE	2:B:97:THR:C	18	1.88
(1,37)	1:A:104:ARG:HE	2:B:97:THR:CA	18	1.88
(1,37)	1:A:104:ARG:HE	2:B:97:THR:CB	18	1.88
(1,37)	1:A:104:ARG:HE	2:B:97:THR:CG2	18	1.88
(1,37)	1:A:104:ARG:HE	2:B:97:THR:H	18	1.88
(1,37)	1:A:104:ARG:HE	2:B:97:THR:HA	18	1.88
(1,37)	1:A:104:ARG:HE	2:B:97:THR:HB	18	1.88
(1,37)	1:A:104:ARG:HE	2:B:97:THR:HG1	18	1.88
(1,37)	1:A:104:ARG:HE	2:B:97:THR:HG21	18	1.88
(1,37)	1:A:104:ARG:HE	2:B:97:THR:HG22	18	1.88
(1,37)	1:A:104:ARG:HE	2:B:97:THR:HG23	18	1.88
(1,37)	1:A:104:ARG:HE	2:B:97:THR:N	18	1.88
(1,37)	1:A:104:ARG:HE	2:B:97:THR:O	18	1.88
(1,37)	1:A:104:ARG:HE	2:B:97:THR:OG1	18	1.88
(1,37)	1:A:104:ARG:HE	2:B:99:HIS:C	18	1.88
(1,37)	1:A:104:ARG:HE	2:B:99:HIS:CA	18	1.88
(1,37)	1:A:104:ARG:HE	2:B:99:HIS:CB	18	1.88
(1,37)	1:A:104:ARG:HE	2:B:99:HIS:CD2	18	1.88
(1,37)	1:A:104:ARG:HE	2:B:99:HIS:CE1	18	1.88
(1,37)	1:A:104:ARG:HE	2:B:99:HIS:CG	18	1.88
(1,37)	1:A:104:ARG:HE	2:B:99:HIS:H	18	1.88
(1,37)	1:A:104:ARG:HE	2:B:99:HIS:HA	18	1.88
(1,37)	1:A:104:ARG:HE	2:B:99:HIS:HB2	18	1.88
(1,37)	1:A:104:ARG:HE	2:B:99:HIS:HB3	18	1.88
(1,37)	1:A:104:ARG:HE	2:B:99:HIS:HD1	18	1.88
(1,37)	1:A:104:ARG:HE	2:B:99:HIS:HD2	18	1.88
(1,37)	1:A:104:ARG:HE	2:B:99:HIS:HE1	18	1.88
(1,37)	1:A:104:ARG:HE	2:B:99:HIS:HE2	18	1.88
(1,37)	1:A:104:ARG:HE	2:B:99:HIS:N	18	1.88
(1,37)	1:A:104:ARG:HE	2:B:99:HIS:ND1	18	1.88
(1,37)	1:A:104:ARG:HE	2:B:99:HIS:NE2	18	1.88
(1,37)	1:A:104:ARG:HE	2:B:99:HIS:O	18	1.88

*Continued on next page...*

*Continued from previous page...*

Key	Atom-1	Atom-2	Model ID	Violation (Å)
(1,37)	1:A:104:ARG:HE	2:B:101:VAL:C	18	1.88
(1,37)	1:A:104:ARG:HE	2:B:101:VAL:CA	18	1.88
(1,37)	1:A:104:ARG:HE	2:B:101:VAL:CB	18	1.88
(1,37)	1:A:104:ARG:HE	2:B:101:VAL:CG1	18	1.88
(1,37)	1:A:104:ARG:HE	2:B:101:VAL:CG2	18	1.88
(1,37)	1:A:104:ARG:HE	2:B:101:VAL:H	18	1.88
(1,37)	1:A:104:ARG:HE	2:B:101:VAL:HA	18	1.88
(1,37)	1:A:104:ARG:HE	2:B:101:VAL:HB	18	1.88
(1,37)	1:A:104:ARG:HE	2:B:101:VAL:HG11	18	1.88
(1,37)	1:A:104:ARG:HE	2:B:101:VAL:HG12	18	1.88
(1,37)	1:A:104:ARG:HE	2:B:101:VAL:HG13	18	1.88
(1,37)	1:A:104:ARG:HE	2:B:101:VAL:HG21	18	1.88
(1,37)	1:A:104:ARG:HE	2:B:101:VAL:HG22	18	1.88
(1,37)	1:A:104:ARG:HE	2:B:101:VAL:HG23	18	1.88
(1,37)	1:A:104:ARG:HE	2:B:101:VAL:N	18	1.88
(1,37)	1:A:104:ARG:HE	2:B:101:VAL:O	18	1.88
(1,37)	1:A:104:ARG:HG2	2:B:75:ILE:C	18	1.88
(1,37)	1:A:104:ARG:HG2	2:B:75:ILE:CA	18	1.88
(1,37)	1:A:104:ARG:HG2	2:B:75:ILE:CB	18	1.88
(1,37)	1:A:104:ARG:HG2	2:B:75:ILE:CD1	18	1.88
(1,37)	1:A:104:ARG:HG2	2:B:75:ILE:CG1	18	1.88
(1,37)	1:A:104:ARG:HG2	2:B:75:ILE:CG2	18	1.88
(1,37)	1:A:104:ARG:HG2	2:B:75:ILE:H	18	1.88
(1,37)	1:A:104:ARG:HG2	2:B:75:ILE:HA	18	1.88
(1,37)	1:A:104:ARG:HG2	2:B:75:ILE:HB	18	1.88
(1,37)	1:A:104:ARG:HG2	2:B:75:ILE:HD11	18	1.88
(1,37)	1:A:104:ARG:HG2	2:B:75:ILE:HD12	18	1.88
(1,37)	1:A:104:ARG:HG2	2:B:75:ILE:HD13	18	1.88
(1,37)	1:A:104:ARG:HG2	2:B:75:ILE:HG12	18	1.88
(1,37)	1:A:104:ARG:HG2	2:B:75:ILE:HG13	18	1.88
(1,37)	1:A:104:ARG:HG2	2:B:75:ILE:HG21	18	1.88
(1,37)	1:A:104:ARG:HG2	2:B:75:ILE:HG22	18	1.88
(1,37)	1:A:104:ARG:HG2	2:B:75:ILE:HG23	18	1.88
(1,37)	1:A:104:ARG:HG2	2:B:75:ILE:N	18	1.88
(1,37)	1:A:104:ARG:HG2	2:B:75:ILE:O	18	1.88
(1,37)	1:A:104:ARG:HG2	2:B:77:ALA:C	18	1.88
(1,37)	1:A:104:ARG:HG2	2:B:77:ALA:CA	18	1.88
(1,37)	1:A:104:ARG:HG2	2:B:77:ALA:CB	18	1.88
(1,37)	1:A:104:ARG:HG2	2:B:77:ALA:H	18	1.88
(1,37)	1:A:104:ARG:HG2	2:B:77:ALA:HA	18	1.88
(1,37)	1:A:104:ARG:HG2	2:B:77:ALA:HB1	18	1.88
(1,37)	1:A:104:ARG:HG2	2:B:77:ALA:HB2	18	1.88

*Continued on next page...*

*Continued from previous page...*

Key	Atom-1	Atom-2	Model ID	Violation (Å)
(1,37)	1:A:104:ARG:HG2	2:B:77:ALA:HB3	18	1.88
(1,37)	1:A:104:ARG:HG2	2:B:77:ALA:N	18	1.88
(1,37)	1:A:104:ARG:HG2	2:B:77:ALA:O	18	1.88
(1,37)	1:A:104:ARG:HG2	2:B:78:GLY:C	18	1.88
(1,37)	1:A:104:ARG:HG2	2:B:78:GLY:CA	18	1.88
(1,37)	1:A:104:ARG:HG2	2:B:78:GLY:H	18	1.88
(1,37)	1:A:104:ARG:HG2	2:B:78:GLY:HA2	18	1.88
(1,37)	1:A:104:ARG:HG2	2:B:78:GLY:HA3	18	1.88
(1,37)	1:A:104:ARG:HG2	2:B:78:GLY:N	18	1.88
(1,37)	1:A:104:ARG:HG2	2:B:78:GLY:O	18	1.88
(1,37)	1:A:104:ARG:HG2	2:B:79:LYS:C	18	1.88
(1,37)	1:A:104:ARG:HG2	2:B:79:LYS:CA	18	1.88
(1,37)	1:A:104:ARG:HG2	2:B:79:LYS:CB	18	1.88
(1,37)	1:A:104:ARG:HG2	2:B:79:LYS:CD	18	1.88
(1,37)	1:A:104:ARG:HG2	2:B:79:LYS:CE	18	1.88
(1,37)	1:A:104:ARG:HG2	2:B:79:LYS:CG	18	1.88
(1,37)	1:A:104:ARG:HG2	2:B:79:LYS:H	18	1.88
(1,37)	1:A:104:ARG:HG2	2:B:79:LYS:HA	18	1.88
(1,37)	1:A:104:ARG:HG2	2:B:79:LYS:HB2	18	1.88
(1,37)	1:A:104:ARG:HG2	2:B:79:LYS:HB3	18	1.88
(1,37)	1:A:104:ARG:HG2	2:B:79:LYS:HD2	18	1.88
(1,37)	1:A:104:ARG:HG2	2:B:79:LYS:HD3	18	1.88
(1,37)	1:A:104:ARG:HG2	2:B:79:LYS:HE2	18	1.88
(1,37)	1:A:104:ARG:HG2	2:B:79:LYS:HE3	18	1.88
(1,37)	1:A:104:ARG:HG2	2:B:79:LYS:HG2	18	1.88
(1,37)	1:A:104:ARG:HG2	2:B:79:LYS:HG3	18	1.88
(1,37)	1:A:104:ARG:HG2	2:B:79:LYS:HZ1	18	1.88
(1,37)	1:A:104:ARG:HG2	2:B:79:LYS:HZ2	18	1.88
(1,37)	1:A:104:ARG:HG2	2:B:79:LYS:HZ3	18	1.88
(1,37)	1:A:104:ARG:HG2	2:B:79:LYS:N	18	1.88
(1,37)	1:A:104:ARG:HG2	2:B:79:LYS:NZ	18	1.88
(1,37)	1:A:104:ARG:HG2	2:B:79:LYS:O	18	1.88
(1,37)	1:A:104:ARG:HG2	2:B:80:ILE:C	18	1.88
(1,37)	1:A:104:ARG:HG2	2:B:80:ILE:CA	18	1.88
(1,37)	1:A:104:ARG:HG2	2:B:80:ILE:CB	18	1.88
(1,37)	1:A:104:ARG:HG2	2:B:80:ILE:CD1	18	1.88
(1,37)	1:A:104:ARG:HG2	2:B:80:ILE:CG1	18	1.88
(1,37)	1:A:104:ARG:HG2	2:B:80:ILE:CG2	18	1.88
(1,37)	1:A:104:ARG:HG2	2:B:80:ILE:H	18	1.88
(1,37)	1:A:104:ARG:HG2	2:B:80:ILE:HA	18	1.88
(1,37)	1:A:104:ARG:HG2	2:B:80:ILE:HB	18	1.88
(1,37)	1:A:104:ARG:HG2	2:B:80:ILE:HD11	18	1.88

*Continued on next page...*

*Continued from previous page...*

Key	Atom-1	Atom-2	Model ID	Violation (Å)
(1,37)	1:A:104:ARG:HG2	2:B:80:ILE:HD12	18	1.88
(1,37)	1:A:104:ARG:HG2	2:B:80:ILE:HD13	18	1.88
(1,37)	1:A:104:ARG:HG2	2:B:80:ILE:HG12	18	1.88
(1,37)	1:A:104:ARG:HG2	2:B:80:ILE:HG13	18	1.88
(1,37)	1:A:104:ARG:HG2	2:B:80:ILE:HG21	18	1.88
(1,37)	1:A:104:ARG:HG2	2:B:80:ILE:HG22	18	1.88
(1,37)	1:A:104:ARG:HG2	2:B:80:ILE:HG23	18	1.88
(1,37)	1:A:104:ARG:HG2	2:B:80:ILE:N	18	1.88
(1,37)	1:A:104:ARG:HG2	2:B:80:ILE:O	18	1.88
(1,37)	1:A:104:ARG:HG2	2:B:84:GLN:C	18	1.88
(1,37)	1:A:104:ARG:HG2	2:B:84:GLN:CA	18	1.88
(1,37)	1:A:104:ARG:HG2	2:B:84:GLN:CB	18	1.88
(1,37)	1:A:104:ARG:HG2	2:B:84:GLN:CD	18	1.88
(1,37)	1:A:104:ARG:HG2	2:B:84:GLN:CG	18	1.88
(1,37)	1:A:104:ARG:HG2	2:B:84:GLN:H	18	1.88
(1,37)	1:A:104:ARG:HG2	2:B:84:GLN:HA	18	1.88
(1,37)	1:A:104:ARG:HG2	2:B:84:GLN:HB2	18	1.88
(1,37)	1:A:104:ARG:HG2	2:B:84:GLN:HB3	18	1.88
(1,37)	1:A:104:ARG:HG2	2:B:84:GLN:HE21	18	1.88
(1,37)	1:A:104:ARG:HG2	2:B:84:GLN:HE22	18	1.88
(1,37)	1:A:104:ARG:HG2	2:B:84:GLN:HG2	18	1.88
(1,37)	1:A:104:ARG:HG2	2:B:84:GLN:HG3	18	1.88
(1,37)	1:A:104:ARG:HG2	2:B:84:GLN:N	18	1.88
(1,37)	1:A:104:ARG:HG2	2:B:84:GLN:NE2	18	1.88
(1,37)	1:A:104:ARG:HG2	2:B:84:GLN:O	18	1.88
(1,37)	1:A:104:ARG:HG2	2:B:84:GLN:OE1	18	1.88
(1,37)	1:A:104:ARG:HG2	2:B:97:THR:C	18	1.88
(1,37)	1:A:104:ARG:HG2	2:B:97:THR:CA	18	1.88
(1,37)	1:A:104:ARG:HG2	2:B:97:THR:CB	18	1.88
(1,37)	1:A:104:ARG:HG2	2:B:97:THR:CG2	18	1.88
(1,37)	1:A:104:ARG:HG2	2:B:97:THR:H	18	1.88
(1,37)	1:A:104:ARG:HG2	2:B:97:THR:HA	18	1.88
(1,37)	1:A:104:ARG:HG2	2:B:97:THR:HB	18	1.88
(1,37)	1:A:104:ARG:HG2	2:B:97:THR:HG1	18	1.88
(1,37)	1:A:104:ARG:HG2	2:B:97:THR:HG21	18	1.88
(1,37)	1:A:104:ARG:HG2	2:B:97:THR:HG22	18	1.88
(1,37)	1:A:104:ARG:HG2	2:B:97:THR:HG23	18	1.88
(1,37)	1:A:104:ARG:HG2	2:B:97:THR:N	18	1.88
(1,37)	1:A:104:ARG:HG2	2:B:97:THR:O	18	1.88
(1,37)	1:A:104:ARG:HG2	2:B:97:THR:OG1	18	1.88
(1,37)	1:A:104:ARG:HG2	2:B:99:HIS:C	18	1.88
(1,37)	1:A:104:ARG:HG2	2:B:99:HIS:CA	18	1.88

*Continued on next page...*

*Continued from previous page...*

Key	Atom-1	Atom-2	Model ID	Violation (Å)
(1,37)	1:A:104:ARG:HG2	2:B:99:HIS:CB	18	1.88
(1,37)	1:A:104:ARG:HG2	2:B:99:HIS:CD2	18	1.88
(1,37)	1:A:104:ARG:HG2	2:B:99:HIS:CE1	18	1.88
(1,37)	1:A:104:ARG:HG2	2:B:99:HIS:CG	18	1.88
(1,37)	1:A:104:ARG:HG2	2:B:99:HIS:H	18	1.88
(1,37)	1:A:104:ARG:HG2	2:B:99:HIS:HA	18	1.88
(1,37)	1:A:104:ARG:HG2	2:B:99:HIS:HB2	18	1.88
(1,37)	1:A:104:ARG:HG2	2:B:99:HIS:HB3	18	1.88
(1,37)	1:A:104:ARG:HG2	2:B:99:HIS:HD1	18	1.88
(1,37)	1:A:104:ARG:HG2	2:B:99:HIS:HD2	18	1.88
(1,37)	1:A:104:ARG:HG2	2:B:99:HIS:HE1	18	1.88
(1,37)	1:A:104:ARG:HG2	2:B:99:HIS:HE2	18	1.88
(1,37)	1:A:104:ARG:HG2	2:B:99:HIS:N	18	1.88
(1,37)	1:A:104:ARG:HG2	2:B:99:HIS:ND1	18	1.88
(1,37)	1:A:104:ARG:HG2	2:B:99:HIS:NE2	18	1.88
(1,37)	1:A:104:ARG:HG2	2:B:99:HIS:O	18	1.88
(1,37)	1:A:104:ARG:HG2	2:B:101:VAL:C	18	1.88
(1,37)	1:A:104:ARG:HG2	2:B:101:VAL:CA	18	1.88
(1,37)	1:A:104:ARG:HG2	2:B:101:VAL:CB	18	1.88
(1,37)	1:A:104:ARG:HG2	2:B:101:VAL:CG1	18	1.88
(1,37)	1:A:104:ARG:HG2	2:B:101:VAL:CG2	18	1.88
(1,37)	1:A:104:ARG:HG2	2:B:101:VAL:H	18	1.88
(1,37)	1:A:104:ARG:HG2	2:B:101:VAL:HA	18	1.88
(1,37)	1:A:104:ARG:HG2	2:B:101:VAL:HB	18	1.88
(1,37)	1:A:104:ARG:HG2	2:B:101:VAL:HG11	18	1.88
(1,37)	1:A:104:ARG:HG2	2:B:101:VAL:HG12	18	1.88
(1,37)	1:A:104:ARG:HG2	2:B:101:VAL:HG13	18	1.88
(1,37)	1:A:104:ARG:HG2	2:B:101:VAL:HG21	18	1.88
(1,37)	1:A:104:ARG:HG2	2:B:101:VAL:HG22	18	1.88
(1,37)	1:A:104:ARG:HG2	2:B:101:VAL:HG23	18	1.88
(1,37)	1:A:104:ARG:HG2	2:B:101:VAL:N	18	1.88
(1,37)	1:A:104:ARG:HG2	2:B:101:VAL:O	18	1.88
(1,37)	1:A:104:ARG:HG3	2:B:75:ILE:C	18	1.88
(1,37)	1:A:104:ARG:HG3	2:B:75:ILE:CA	18	1.88
(1,37)	1:A:104:ARG:HG3	2:B:75:ILE:CB	18	1.88
(1,37)	1:A:104:ARG:HG3	2:B:75:ILE:CD1	18	1.88
(1,37)	1:A:104:ARG:HG3	2:B:75:ILE:CG1	18	1.88
(1,37)	1:A:104:ARG:HG3	2:B:75:ILE:CG2	18	1.88
(1,37)	1:A:104:ARG:HG3	2:B:75:ILE:H	18	1.88
(1,37)	1:A:104:ARG:HG3	2:B:75:ILE:HA	18	1.88
(1,37)	1:A:104:ARG:HG3	2:B:75:ILE:HB	18	1.88
(1,37)	1:A:104:ARG:HG3	2:B:75:ILE:HD11	18	1.88

*Continued on next page...*



*Continued from previous page...*

Key	Atom-1	Atom-2	Model ID	Violation (Å)
(1,37)	1:A:104:ARG:HG3	2:B:75:ILE:HD12	18	1.88
(1,37)	1:A:104:ARG:HG3	2:B:75:ILE:HD13	18	1.88
(1,37)	1:A:104:ARG:HG3	2:B:75:ILE:HG12	18	1.88
(1,37)	1:A:104:ARG:HG3	2:B:75:ILE:HG13	18	1.88
(1,37)	1:A:104:ARG:HG3	2:B:75:ILE:HG21	18	1.88
(1,37)	1:A:104:ARG:HG3	2:B:75:ILE:HG22	18	1.88
(1,37)	1:A:104:ARG:HG3	2:B:75:ILE:HG23	18	1.88
(1,37)	1:A:104:ARG:HG3	2:B:75:ILE:N	18	1.88
(1,37)	1:A:104:ARG:HG3	2:B:75:ILE:O	18	1.88
(1,37)	1:A:104:ARG:HG3	2:B:77:ALA:C	18	1.88
(1,37)	1:A:104:ARG:HG3	2:B:77:ALA:CA	18	1.88
(1,37)	1:A:104:ARG:HG3	2:B:77:ALA:CB	18	1.88
(1,37)	1:A:104:ARG:HG3	2:B:77:ALA:H	18	1.88
(1,37)	1:A:104:ARG:HG3	2:B:77:ALA:HA	18	1.88
(1,37)	1:A:104:ARG:HG3	2:B:77:ALA:HB1	18	1.88
(1,37)	1:A:104:ARG:HG3	2:B:77:ALA:HB2	18	1.88
(1,37)	1:A:104:ARG:HG3	2:B:77:ALA:HB3	18	1.88
(1,37)	1:A:104:ARG:HG3	2:B:77:ALA:N	18	1.88
(1,37)	1:A:104:ARG:HG3	2:B:77:ALA:O	18	1.88
(1,37)	1:A:104:ARG:HG3	2:B:78:GLY:C	18	1.88
(1,37)	1:A:104:ARG:HG3	2:B:78:GLY:CA	18	1.88
(1,37)	1:A:104:ARG:HG3	2:B:78:GLY:H	18	1.88
(1,37)	1:A:104:ARG:HG3	2:B:78:GLY:HA2	18	1.88
(1,37)	1:A:104:ARG:HG3	2:B:78:GLY:HA3	18	1.88
(1,37)	1:A:104:ARG:HG3	2:B:78:GLY:N	18	1.88
(1,37)	1:A:104:ARG:HG3	2:B:78:GLY:O	18	1.88
(1,37)	1:A:104:ARG:HG3	2:B:79:LYS:C	18	1.88
(1,37)	1:A:104:ARG:HG3	2:B:79:LYS:CA	18	1.88
(1,37)	1:A:104:ARG:HG3	2:B:79:LYS:CB	18	1.88
(1,37)	1:A:104:ARG:HG3	2:B:79:LYS:CD	18	1.88
(1,37)	1:A:104:ARG:HG3	2:B:79:LYS:CE	18	1.88
(1,37)	1:A:104:ARG:HG3	2:B:79:LYS:CG	18	1.88
(1,37)	1:A:104:ARG:HG3	2:B:79:LYS:H	18	1.88
(1,37)	1:A:104:ARG:HG3	2:B:79:LYS:HA	18	1.88
(1,37)	1:A:104:ARG:HG3	2:B:79:LYS:HB2	18	1.88
(1,37)	1:A:104:ARG:HG3	2:B:79:LYS:HB3	18	1.88
(1,37)	1:A:104:ARG:HG3	2:B:79:LYS:HD2	18	1.88
(1,37)	1:A:104:ARG:HG3	2:B:79:LYS:HD3	18	1.88
(1,37)	1:A:104:ARG:HG3	2:B:79:LYS:HE2	18	1.88
(1,37)	1:A:104:ARG:HG3	2:B:79:LYS:HE3	18	1.88
(1,37)	1:A:104:ARG:HG3	2:B:79:LYS:HG2	18	1.88
(1,37)	1:A:104:ARG:HG3	2:B:79:LYS:HG3	18	1.88

*Continued on next page...*

*Continued from previous page...*

Key	Atom-1	Atom-2	Model ID	Violation (Å)
(1,37)	1:A:104:ARG:HG3	2:B:79:LYS:HZ1	18	1.88
(1,37)	1:A:104:ARG:HG3	2:B:79:LYS:HZ2	18	1.88
(1,37)	1:A:104:ARG:HG3	2:B:79:LYS:HZ3	18	1.88
(1,37)	1:A:104:ARG:HG3	2:B:79:LYS:N	18	1.88
(1,37)	1:A:104:ARG:HG3	2:B:79:LYS:NZ	18	1.88
(1,37)	1:A:104:ARG:HG3	2:B:79:LYS:O	18	1.88
(1,37)	1:A:104:ARG:HG3	2:B:80:ILE:C	18	1.88
(1,37)	1:A:104:ARG:HG3	2:B:80:ILE:CA	18	1.88
(1,37)	1:A:104:ARG:HG3	2:B:80:ILE:CB	18	1.88
(1,37)	1:A:104:ARG:HG3	2:B:80:ILE:CD1	18	1.88
(1,37)	1:A:104:ARG:HG3	2:B:80:ILE:CG1	18	1.88
(1,37)	1:A:104:ARG:HG3	2:B:80:ILE:CG2	18	1.88
(1,37)	1:A:104:ARG:HG3	2:B:80:ILE:H	18	1.88
(1,37)	1:A:104:ARG:HG3	2:B:80:ILE:HA	18	1.88
(1,37)	1:A:104:ARG:HG3	2:B:80:ILE:HB	18	1.88
(1,37)	1:A:104:ARG:HG3	2:B:80:ILE:HD11	18	1.88
(1,37)	1:A:104:ARG:HG3	2:B:80:ILE:HD12	18	1.88
(1,37)	1:A:104:ARG:HG3	2:B:80:ILE:HD13	18	1.88
(1,37)	1:A:104:ARG:HG3	2:B:80:ILE:HG12	18	1.88
(1,37)	1:A:104:ARG:HG3	2:B:80:ILE:HG13	18	1.88
(1,37)	1:A:104:ARG:HG3	2:B:80:ILE:HG21	18	1.88
(1,37)	1:A:104:ARG:HG3	2:B:80:ILE:HG22	18	1.88
(1,37)	1:A:104:ARG:HG3	2:B:80:ILE:HG23	18	1.88
(1,37)	1:A:104:ARG:HG3	2:B:80:ILE:N	18	1.88
(1,37)	1:A:104:ARG:HG3	2:B:80:ILE:O	18	1.88
(1,37)	1:A:104:ARG:HG3	2:B:84:GLN:C	18	1.88
(1,37)	1:A:104:ARG:HG3	2:B:84:GLN:CA	18	1.88
(1,37)	1:A:104:ARG:HG3	2:B:84:GLN:CB	18	1.88
(1,37)	1:A:104:ARG:HG3	2:B:84:GLN:CD	18	1.88
(1,37)	1:A:104:ARG:HG3	2:B:84:GLN:CG	18	1.88
(1,37)	1:A:104:ARG:HG3	2:B:84:GLN:H	18	1.88
(1,37)	1:A:104:ARG:HG3	2:B:84:GLN:HA	18	1.88
(1,37)	1:A:104:ARG:HG3	2:B:84:GLN:HB2	18	1.88
(1,37)	1:A:104:ARG:HG3	2:B:84:GLN:HB3	18	1.88
(1,37)	1:A:104:ARG:HG3	2:B:84:GLN:HE21	18	1.88
(1,37)	1:A:104:ARG:HG3	2:B:84:GLN:HE22	18	1.88
(1,37)	1:A:104:ARG:HG3	2:B:84:GLN:HG2	18	1.88
(1,37)	1:A:104:ARG:HG3	2:B:84:GLN:HG3	18	1.88
(1,37)	1:A:104:ARG:HG3	2:B:84:GLN:N	18	1.88
(1,37)	1:A:104:ARG:HG3	2:B:84:GLN:NE2	18	1.88
(1,37)	1:A:104:ARG:HG3	2:B:84:GLN:O	18	1.88
(1,37)	1:A:104:ARG:HG3	2:B:84:GLN:OE1	18	1.88

*Continued on next page...*

*Continued from previous page...*

Key	Atom-1	Atom-2	Model ID	Violation (Å)
(1,37)	1:A:104:ARG:HG3	2:B:97:THR:C	18	1.88
(1,37)	1:A:104:ARG:HG3	2:B:97:THR:CA	18	1.88
(1,37)	1:A:104:ARG:HG3	2:B:97:THR:CB	18	1.88
(1,37)	1:A:104:ARG:HG3	2:B:97:THR:CG2	18	1.88
(1,37)	1:A:104:ARG:HG3	2:B:97:THR:H	18	1.88
(1,37)	1:A:104:ARG:HG3	2:B:97:THR:HA	18	1.88
(1,37)	1:A:104:ARG:HG3	2:B:97:THR:HB	18	1.88
(1,37)	1:A:104:ARG:HG3	2:B:97:THR:HG1	18	1.88
(1,37)	1:A:104:ARG:HG3	2:B:97:THR:HG21	18	1.88
(1,37)	1:A:104:ARG:HG3	2:B:97:THR:HG22	18	1.88
(1,37)	1:A:104:ARG:HG3	2:B:97:THR:HG23	18	1.88
(1,37)	1:A:104:ARG:HG3	2:B:97:THR:N	18	1.88
(1,37)	1:A:104:ARG:HG3	2:B:97:THR:O	18	1.88
(1,37)	1:A:104:ARG:HG3	2:B:97:THR:OG1	18	1.88
(1,37)	1:A:104:ARG:HG3	2:B:99:HIS:C	18	1.88
(1,37)	1:A:104:ARG:HG3	2:B:99:HIS:CA	18	1.88
(1,37)	1:A:104:ARG:HG3	2:B:99:HIS:CB	18	1.88
(1,37)	1:A:104:ARG:HG3	2:B:99:HIS:CD2	18	1.88
(1,37)	1:A:104:ARG:HG3	2:B:99:HIS:CE1	18	1.88
(1,37)	1:A:104:ARG:HG3	2:B:99:HIS:CG	18	1.88
(1,37)	1:A:104:ARG:HG3	2:B:99:HIS:H	18	1.88
(1,37)	1:A:104:ARG:HG3	2:B:99:HIS:HA	18	1.88
(1,37)	1:A:104:ARG:HG3	2:B:99:HIS:HB2	18	1.88
(1,37)	1:A:104:ARG:HG3	2:B:99:HIS:HB3	18	1.88
(1,37)	1:A:104:ARG:HG3	2:B:99:HIS:HD1	18	1.88
(1,37)	1:A:104:ARG:HG3	2:B:99:HIS:HD2	18	1.88
(1,37)	1:A:104:ARG:HG3	2:B:99:HIS:HE1	18	1.88
(1,37)	1:A:104:ARG:HG3	2:B:99:HIS:HE2	18	1.88
(1,37)	1:A:104:ARG:HG3	2:B:99:HIS:N	18	1.88
(1,37)	1:A:104:ARG:HG3	2:B:99:HIS:ND1	18	1.88
(1,37)	1:A:104:ARG:HG3	2:B:99:HIS:NE2	18	1.88
(1,37)	1:A:104:ARG:HG3	2:B:99:HIS:O	18	1.88
(1,37)	1:A:104:ARG:HG3	2:B:101:VAL:C	18	1.88
(1,37)	1:A:104:ARG:HG3	2:B:101:VAL:CA	18	1.88
(1,37)	1:A:104:ARG:HG3	2:B:101:VAL:CB	18	1.88
(1,37)	1:A:104:ARG:HG3	2:B:101:VAL:CG1	18	1.88
(1,37)	1:A:104:ARG:HG3	2:B:101:VAL:CG2	18	1.88
(1,37)	1:A:104:ARG:HG3	2:B:101:VAL:H	18	1.88
(1,37)	1:A:104:ARG:HG3	2:B:101:VAL:HA	18	1.88
(1,37)	1:A:104:ARG:HG3	2:B:101:VAL:HB	18	1.88
(1,37)	1:A:104:ARG:HG3	2:B:101:VAL:HG11	18	1.88
(1,37)	1:A:104:ARG:HG3	2:B:101:VAL:HG12	18	1.88

*Continued on next page...*

*Continued from previous page...*

Key	Atom-1	Atom-2	Model ID	Violation (Å)
(1,37)	1:A:104:ARG:HG3	2:B:101:VAL:HG13	18	1.88
(1,37)	1:A:104:ARG:HG3	2:B:101:VAL:HG21	18	1.88
(1,37)	1:A:104:ARG:HG3	2:B:101:VAL:HG22	18	1.88
(1,37)	1:A:104:ARG:HG3	2:B:101:VAL:HG23	18	1.88
(1,37)	1:A:104:ARG:HG3	2:B:101:VAL:N	18	1.88
(1,37)	1:A:104:ARG:HG3	2:B:101:VAL:O	18	1.88
(1,37)	1:A:104:ARG:HH11	2:B:75:ILE:C	18	1.88
(1,37)	1:A:104:ARG:HH11	2:B:75:ILE:CA	18	1.88
(1,37)	1:A:104:ARG:HH11	2:B:75:ILE:CB	18	1.88
(1,37)	1:A:104:ARG:HH11	2:B:75:ILE:CD1	18	1.88
(1,37)	1:A:104:ARG:HH11	2:B:75:ILE:CG1	18	1.88
(1,37)	1:A:104:ARG:HH11	2:B:75:ILE:CG2	18	1.88
(1,37)	1:A:104:ARG:HH11	2:B:75:ILE:H	18	1.88
(1,37)	1:A:104:ARG:HH11	2:B:75:ILE:HA	18	1.88
(1,37)	1:A:104:ARG:HH11	2:B:75:ILE:HB	18	1.88
(1,37)	1:A:104:ARG:HH11	2:B:75:ILE:HD11	18	1.88
(1,37)	1:A:104:ARG:HH11	2:B:75:ILE:HD12	18	1.88
(1,37)	1:A:104:ARG:HH11	2:B:75:ILE:HD13	18	1.88
(1,37)	1:A:104:ARG:HH11	2:B:75:ILE:HG12	18	1.88
(1,37)	1:A:104:ARG:HH11	2:B:75:ILE:HG13	18	1.88
(1,37)	1:A:104:ARG:HH11	2:B:75:ILE:HG21	18	1.88
(1,37)	1:A:104:ARG:HH11	2:B:75:ILE:HG22	18	1.88
(1,37)	1:A:104:ARG:HH11	2:B:75:ILE:HG23	18	1.88
(1,37)	1:A:104:ARG:HH11	2:B:75:ILE:N	18	1.88
(1,37)	1:A:104:ARG:HH11	2:B:75:ILE:O	18	1.88
(1,37)	1:A:104:ARG:HH11	2:B:77:ALA:C	18	1.88
(1,37)	1:A:104:ARG:HH11	2:B:77:ALA:CA	18	1.88
(1,37)	1:A:104:ARG:HH11	2:B:77:ALA:CB	18	1.88
(1,37)	1:A:104:ARG:HH11	2:B:77:ALA:H	18	1.88
(1,37)	1:A:104:ARG:HH11	2:B:77:ALA:HA	18	1.88
(1,37)	1:A:104:ARG:HH11	2:B:77:ALA:HB1	18	1.88
(1,37)	1:A:104:ARG:HH11	2:B:77:ALA:HB2	18	1.88
(1,37)	1:A:104:ARG:HH11	2:B:77:ALA:HB3	18	1.88
(1,37)	1:A:104:ARG:HH11	2:B:77:ALA:N	18	1.88
(1,37)	1:A:104:ARG:HH11	2:B:77:ALA:O	18	1.88
(1,37)	1:A:104:ARG:HH11	2:B:78:GLY:C	18	1.88
(1,37)	1:A:104:ARG:HH11	2:B:78:GLY:CA	18	1.88
(1,37)	1:A:104:ARG:HH11	2:B:78:GLY:H	18	1.88
(1,37)	1:A:104:ARG:HH11	2:B:78:GLY:HA2	18	1.88
(1,37)	1:A:104:ARG:HH11	2:B:78:GLY:HA3	18	1.88
(1,37)	1:A:104:ARG:HH11	2:B:78:GLY:N	18	1.88
(1,37)	1:A:104:ARG:HH11	2:B:78:GLY:O	18	1.88

*Continued on next page...*

*Continued from previous page...*

Key	Atom-1	Atom-2	Model ID	Violation (Å)
(1,37)	1:A:104:ARG:HH11	2:B:79:LYS:C	18	1.88
(1,37)	1:A:104:ARG:HH11	2:B:79:LYS:CA	18	1.88
(1,37)	1:A:104:ARG:HH11	2:B:79:LYS:CB	18	1.88
(1,37)	1:A:104:ARG:HH11	2:B:79:LYS:CD	18	1.88
(1,37)	1:A:104:ARG:HH11	2:B:79:LYS:CE	18	1.88
(1,37)	1:A:104:ARG:HH11	2:B:79:LYS:CG	18	1.88
(1,37)	1:A:104:ARG:HH11	2:B:79:LYS:H	18	1.88
(1,37)	1:A:104:ARG:HH11	2:B:79:LYS:HA	18	1.88
(1,37)	1:A:104:ARG:HH11	2:B:79:LYS:HB2	18	1.88
(1,37)	1:A:104:ARG:HH11	2:B:79:LYS:HB3	18	1.88
(1,37)	1:A:104:ARG:HH11	2:B:79:LYS:HD2	18	1.88
(1,37)	1:A:104:ARG:HH11	2:B:79:LYS:HD3	18	1.88
(1,37)	1:A:104:ARG:HH11	2:B:79:LYS:HE2	18	1.88
(1,37)	1:A:104:ARG:HH11	2:B:79:LYS:HE3	18	1.88
(1,37)	1:A:104:ARG:HH11	2:B:79:LYS:HG2	18	1.88
(1,37)	1:A:104:ARG:HH11	2:B:79:LYS:HG3	18	1.88
(1,37)	1:A:104:ARG:HH11	2:B:79:LYS:HZ1	18	1.88
(1,37)	1:A:104:ARG:HH11	2:B:79:LYS:HZ2	18	1.88
(1,37)	1:A:104:ARG:HH11	2:B:79:LYS:HZ3	18	1.88
(1,37)	1:A:104:ARG:HH11	2:B:79:LYS:N	18	1.88
(1,37)	1:A:104:ARG:HH11	2:B:79:LYS:NZ	18	1.88
(1,37)	1:A:104:ARG:HH11	2:B:79:LYS:O	18	1.88
(1,37)	1:A:104:ARG:HH11	2:B:80:ILE:C	18	1.88
(1,37)	1:A:104:ARG:HH11	2:B:80:ILE:CA	18	1.88
(1,37)	1:A:104:ARG:HH11	2:B:80:ILE:CB	18	1.88
(1,37)	1:A:104:ARG:HH11	2:B:80:ILE:CD1	18	1.88
(1,37)	1:A:104:ARG:HH11	2:B:80:ILE:CG1	18	1.88
(1,37)	1:A:104:ARG:HH11	2:B:80:ILE:CG2	18	1.88
(1,37)	1:A:104:ARG:HH11	2:B:80:ILE:H	18	1.88
(1,37)	1:A:104:ARG:HH11	2:B:80:ILE:HA	18	1.88
(1,37)	1:A:104:ARG:HH11	2:B:80:ILE:HB	18	1.88
(1,37)	1:A:104:ARG:HH11	2:B:80:ILE:HD11	18	1.88
(1,37)	1:A:104:ARG:HH11	2:B:80:ILE:HD12	18	1.88
(1,37)	1:A:104:ARG:HH11	2:B:80:ILE:HD13	18	1.88
(1,37)	1:A:104:ARG:HH11	2:B:80:ILE:HG12	18	1.88
(1,37)	1:A:104:ARG:HH11	2:B:80:ILE:HG13	18	1.88
(1,37)	1:A:104:ARG:HH11	2:B:80:ILE:HG21	18	1.88
(1,37)	1:A:104:ARG:HH11	2:B:80:ILE:HG22	18	1.88
(1,37)	1:A:104:ARG:HH11	2:B:80:ILE:HG23	18	1.88
(1,37)	1:A:104:ARG:HH11	2:B:80:ILE:N	18	1.88
(1,37)	1:A:104:ARG:HH11	2:B:80:ILE:O	18	1.88
(1,37)	1:A:104:ARG:HH11	2:B:84:GLN:C	18	1.88

*Continued on next page...*

*Continued from previous page...*

Key	Atom-1	Atom-2	Model ID	Violation (Å)
(1,37)	1:A:104:ARG:HH11	2:B:84:GLN:CA	18	1.88
(1,37)	1:A:104:ARG:HH11	2:B:84:GLN:CB	18	1.88
(1,37)	1:A:104:ARG:HH11	2:B:84:GLN:CD	18	1.88
(1,37)	1:A:104:ARG:HH11	2:B:84:GLN:CG	18	1.88
(1,37)	1:A:104:ARG:HH11	2:B:84:GLN:H	18	1.88
(1,37)	1:A:104:ARG:HH11	2:B:84:GLN:HA	18	1.88
(1,37)	1:A:104:ARG:HH11	2:B:84:GLN:HB2	18	1.88
(1,37)	1:A:104:ARG:HH11	2:B:84:GLN:HB3	18	1.88
(1,37)	1:A:104:ARG:HH11	2:B:84:GLN:HE21	18	1.88
(1,37)	1:A:104:ARG:HH11	2:B:84:GLN:HE22	18	1.88
(1,37)	1:A:104:ARG:HH11	2:B:84:GLN:HG2	18	1.88
(1,37)	1:A:104:ARG:HH11	2:B:84:GLN:HG3	18	1.88
(1,37)	1:A:104:ARG:HH11	2:B:84:GLN:N	18	1.88
(1,37)	1:A:104:ARG:HH11	2:B:84:GLN:NE2	18	1.88
(1,37)	1:A:104:ARG:HH11	2:B:84:GLN:O	18	1.88
(1,37)	1:A:104:ARG:HH11	2:B:84:GLN:OE1	18	1.88
(1,37)	1:A:104:ARG:HH11	2:B:97:THR:C	18	1.88
(1,37)	1:A:104:ARG:HH11	2:B:97:THR:CA	18	1.88
(1,37)	1:A:104:ARG:HH11	2:B:97:THR:CB	18	1.88
(1,37)	1:A:104:ARG:HH11	2:B:97:THR:CG2	18	1.88
(1,37)	1:A:104:ARG:HH11	2:B:97:THR:H	18	1.88
(1,37)	1:A:104:ARG:HH11	2:B:97:THR:HA	18	1.88
(1,37)	1:A:104:ARG:HH11	2:B:97:THR:HB	18	1.88
(1,37)	1:A:104:ARG:HH11	2:B:97:THR:HG1	18	1.88
(1,37)	1:A:104:ARG:HH11	2:B:97:THR:HG21	18	1.88
(1,37)	1:A:104:ARG:HH11	2:B:97:THR:HG22	18	1.88
(1,37)	1:A:104:ARG:HH11	2:B:97:THR:HG23	18	1.88
(1,37)	1:A:104:ARG:HH11	2:B:97:THR:N	18	1.88
(1,37)	1:A:104:ARG:HH11	2:B:97:THR:O	18	1.88
(1,37)	1:A:104:ARG:HH11	2:B:97:THR:OG1	18	1.88
(1,37)	1:A:104:ARG:HH11	2:B:99:HIS:C	18	1.88
(1,37)	1:A:104:ARG:HH11	2:B:99:HIS:CA	18	1.88
(1,37)	1:A:104:ARG:HH11	2:B:99:HIS:CB	18	1.88
(1,37)	1:A:104:ARG:HH11	2:B:99:HIS:CD2	18	1.88
(1,37)	1:A:104:ARG:HH11	2:B:99:HIS:CE1	18	1.88
(1,37)	1:A:104:ARG:HH11	2:B:99:HIS:CG	18	1.88
(1,37)	1:A:104:ARG:HH11	2:B:99:HIS:H	18	1.88
(1,37)	1:A:104:ARG:HH11	2:B:99:HIS:HA	18	1.88
(1,37)	1:A:104:ARG:HH11	2:B:99:HIS:HB2	18	1.88
(1,37)	1:A:104:ARG:HH11	2:B:99:HIS:HB3	18	1.88
(1,37)	1:A:104:ARG:HH11	2:B:99:HIS:HD1	18	1.88
(1,37)	1:A:104:ARG:HH11	2:B:99:HIS:HD2	18	1.88

*Continued on next page...*

*Continued from previous page...*

Key	Atom-1	Atom-2	Model ID	Violation (Å)
(1,37)	1:A:104:ARG:HH11	2:B:99:HIS:HE1	18	1.88
(1,37)	1:A:104:ARG:HH11	2:B:99:HIS:HE2	18	1.88
(1,37)	1:A:104:ARG:HH11	2:B:99:HIS:N	18	1.88
(1,37)	1:A:104:ARG:HH11	2:B:99:HIS:ND1	18	1.88
(1,37)	1:A:104:ARG:HH11	2:B:99:HIS:NE2	18	1.88
(1,37)	1:A:104:ARG:HH11	2:B:99:HIS:O	18	1.88
(1,37)	1:A:104:ARG:HH11	2:B:101:VAL:C	18	1.88
(1,37)	1:A:104:ARG:HH11	2:B:101:VAL:CA	18	1.88
(1,37)	1:A:104:ARG:HH11	2:B:101:VAL:CB	18	1.88
(1,37)	1:A:104:ARG:HH11	2:B:101:VAL:CG1	18	1.88
(1,37)	1:A:104:ARG:HH11	2:B:101:VAL:CG2	18	1.88
(1,37)	1:A:104:ARG:HH11	2:B:101:VAL:H	18	1.88
(1,37)	1:A:104:ARG:HH11	2:B:101:VAL:HA	18	1.88
(1,37)	1:A:104:ARG:HH11	2:B:101:VAL:HB	18	1.88
(1,37)	1:A:104:ARG:HH11	2:B:101:VAL:HG11	18	1.88
(1,37)	1:A:104:ARG:HH11	2:B:101:VAL:HG12	18	1.88
(1,37)	1:A:104:ARG:HH11	2:B:101:VAL:HG13	18	1.88
(1,37)	1:A:104:ARG:HH11	2:B:101:VAL:HG21	18	1.88
(1,37)	1:A:104:ARG:HH11	2:B:101:VAL:HG22	18	1.88
(1,37)	1:A:104:ARG:HH11	2:B:101:VAL:HG23	18	1.88
(1,37)	1:A:104:ARG:HH11	2:B:101:VAL:N	18	1.88
(1,37)	1:A:104:ARG:HH11	2:B:101:VAL:O	18	1.88
(1,37)	1:A:104:ARG:HH12	2:B:75:ILE:C	18	1.88
(1,37)	1:A:104:ARG:HH12	2:B:75:ILE:CA	18	1.88
(1,37)	1:A:104:ARG:HH12	2:B:75:ILE:CB	18	1.88
(1,37)	1:A:104:ARG:HH12	2:B:75:ILE:CD1	18	1.88
(1,37)	1:A:104:ARG:HH12	2:B:75:ILE:CG1	18	1.88
(1,37)	1:A:104:ARG:HH12	2:B:75:ILE:CG2	18	1.88
(1,37)	1:A:104:ARG:HH12	2:B:75:ILE:H	18	1.88
(1,37)	1:A:104:ARG:HH12	2:B:75:ILE:HA	18	1.88
(1,37)	1:A:104:ARG:HH12	2:B:75:ILE:HB	18	1.88
(1,37)	1:A:104:ARG:HH12	2:B:75:ILE:HD11	18	1.88
(1,37)	1:A:104:ARG:HH12	2:B:75:ILE:HD12	18	1.88
(1,37)	1:A:104:ARG:HH12	2:B:75:ILE:HD13	18	1.88
(1,37)	1:A:104:ARG:HH12	2:B:75:ILE:HG12	18	1.88
(1,37)	1:A:104:ARG:HH12	2:B:75:ILE:HG13	18	1.88
(1,37)	1:A:104:ARG:HH12	2:B:75:ILE:HG21	18	1.88
(1,37)	1:A:104:ARG:HH12	2:B:75:ILE:HG22	18	1.88
(1,37)	1:A:104:ARG:HH12	2:B:75:ILE:HG23	18	1.88
(1,37)	1:A:104:ARG:HH12	2:B:75:ILE:N	18	1.88
(1,37)	1:A:104:ARG:HH12	2:B:75:ILE:O	18	1.88
(1,37)	1:A:104:ARG:HH12	2:B:77:ALA:C	18	1.88

*Continued on next page...*

*Continued from previous page...*

Key	Atom-1	Atom-2	Model ID	Violation (Å)
(1,37)	1:A:104:ARG:HH12	2:B:77:ALA:CA	18	1.88
(1,37)	1:A:104:ARG:HH12	2:B:77:ALA:CB	18	1.88
(1,37)	1:A:104:ARG:HH12	2:B:77:ALA:H	18	1.88
(1,37)	1:A:104:ARG:HH12	2:B:77:ALA:HA	18	1.88
(1,37)	1:A:104:ARG:HH12	2:B:77:ALA:HB1	18	1.88
(1,37)	1:A:104:ARG:HH12	2:B:77:ALA:HB2	18	1.88
(1,37)	1:A:104:ARG:HH12	2:B:77:ALA:HB3	18	1.88
(1,37)	1:A:104:ARG:HH12	2:B:77:ALA:N	18	1.88
(1,37)	1:A:104:ARG:HH12	2:B:77:ALA:O	18	1.88
(1,37)	1:A:104:ARG:HH12	2:B:78:GLY:C	18	1.88
(1,37)	1:A:104:ARG:HH12	2:B:78:GLY:CA	18	1.88
(1,37)	1:A:104:ARG:HH12	2:B:78:GLY:H	18	1.88
(1,37)	1:A:104:ARG:HH12	2:B:78:GLY:HA2	18	1.88
(1,37)	1:A:104:ARG:HH12	2:B:78:GLY:HA3	18	1.88
(1,37)	1:A:104:ARG:HH12	2:B:78:GLY:N	18	1.88
(1,37)	1:A:104:ARG:HH12	2:B:78:GLY:O	18	1.88
(1,37)	1:A:104:ARG:HH12	2:B:79:LYS:C	18	1.88
(1,37)	1:A:104:ARG:HH12	2:B:79:LYS:CA	18	1.88
(1,37)	1:A:104:ARG:HH12	2:B:79:LYS:CB	18	1.88
(1,37)	1:A:104:ARG:HH12	2:B:79:LYS:CD	18	1.88
(1,37)	1:A:104:ARG:HH12	2:B:79:LYS:CE	18	1.88
(1,37)	1:A:104:ARG:HH12	2:B:79:LYS:CG	18	1.88
(1,37)	1:A:104:ARG:HH12	2:B:79:LYS:H	18	1.88
(1,37)	1:A:104:ARG:HH12	2:B:79:LYS:HA	18	1.88
(1,37)	1:A:104:ARG:HH12	2:B:79:LYS:HB2	18	1.88
(1,37)	1:A:104:ARG:HH12	2:B:79:LYS:HB3	18	1.88
(1,37)	1:A:104:ARG:HH12	2:B:79:LYS:HD2	18	1.88
(1,37)	1:A:104:ARG:HH12	2:B:79:LYS:HD3	18	1.88
(1,37)	1:A:104:ARG:HH12	2:B:79:LYS:HE2	18	1.88
(1,37)	1:A:104:ARG:HH12	2:B:79:LYS:HE3	18	1.88
(1,37)	1:A:104:ARG:HH12	2:B:79:LYS:HG2	18	1.88
(1,37)	1:A:104:ARG:HH12	2:B:79:LYS:HG3	18	1.88
(1,37)	1:A:104:ARG:HH12	2:B:79:LYS:HZ1	18	1.88
(1,37)	1:A:104:ARG:HH12	2:B:79:LYS:HZ2	18	1.88
(1,37)	1:A:104:ARG:HH12	2:B:79:LYS:HZ3	18	1.88
(1,37)	1:A:104:ARG:HH12	2:B:79:LYS:N	18	1.88
(1,37)	1:A:104:ARG:HH12	2:B:79:LYS:NZ	18	1.88
(1,37)	1:A:104:ARG:HH12	2:B:79:LYS:O	18	1.88
(1,37)	1:A:104:ARG:HH12	2:B:80:ILE:C	18	1.88
(1,37)	1:A:104:ARG:HH12	2:B:80:ILE:CA	18	1.88
(1,37)	1:A:104:ARG:HH12	2:B:80:ILE:CB	18	1.88
(1,37)	1:A:104:ARG:HH12	2:B:80:ILE:CD1	18	1.88

*Continued on next page...*



*Continued from previous page...*

Key	Atom-1	Atom-2	Model ID	Violation (Å)
(1,37)	1:A:104:ARG:HH12	2:B:80:ILE:CG1	18	1.88
(1,37)	1:A:104:ARG:HH12	2:B:80:ILE:CG2	18	1.88
(1,37)	1:A:104:ARG:HH12	2:B:80:ILE:H	18	1.88
(1,37)	1:A:104:ARG:HH12	2:B:80:ILE:HA	18	1.88
(1,37)	1:A:104:ARG:HH12	2:B:80:ILE:HB	18	1.88
(1,37)	1:A:104:ARG:HH12	2:B:80:ILE:HD11	18	1.88
(1,37)	1:A:104:ARG:HH12	2:B:80:ILE:HD12	18	1.88
(1,37)	1:A:104:ARG:HH12	2:B:80:ILE:HD13	18	1.88
(1,37)	1:A:104:ARG:HH12	2:B:80:ILE:HG12	18	1.88
(1,37)	1:A:104:ARG:HH12	2:B:80:ILE:HG13	18	1.88
(1,37)	1:A:104:ARG:HH12	2:B:80:ILE:HG21	18	1.88
(1,37)	1:A:104:ARG:HH12	2:B:80:ILE:HG22	18	1.88
(1,37)	1:A:104:ARG:HH12	2:B:80:ILE:HG23	18	1.88
(1,37)	1:A:104:ARG:HH12	2:B:80:ILE:N	18	1.88
(1,37)	1:A:104:ARG:HH12	2:B:80:ILE:O	18	1.88
(1,37)	1:A:104:ARG:HH12	2:B:84:GLN:C	18	1.88
(1,37)	1:A:104:ARG:HH12	2:B:84:GLN:CA	18	1.88
(1,37)	1:A:104:ARG:HH12	2:B:84:GLN:CB	18	1.88
(1,37)	1:A:104:ARG:HH12	2:B:84:GLN:CD	18	1.88
(1,37)	1:A:104:ARG:HH12	2:B:84:GLN:CG	18	1.88
(1,37)	1:A:104:ARG:HH12	2:B:84:GLN:H	18	1.88
(1,37)	1:A:104:ARG:HH12	2:B:84:GLN:HA	18	1.88
(1,37)	1:A:104:ARG:HH12	2:B:84:GLN:HB2	18	1.88
(1,37)	1:A:104:ARG:HH12	2:B:84:GLN:HB3	18	1.88
(1,37)	1:A:104:ARG:HH12	2:B:84:GLN:HE21	18	1.88
(1,37)	1:A:104:ARG:HH12	2:B:84:GLN:HE22	18	1.88
(1,37)	1:A:104:ARG:HH12	2:B:84:GLN:HG2	18	1.88
(1,37)	1:A:104:ARG:HH12	2:B:84:GLN:HG3	18	1.88
(1,37)	1:A:104:ARG:HH12	2:B:84:GLN:N	18	1.88
(1,37)	1:A:104:ARG:HH12	2:B:84:GLN:NE2	18	1.88
(1,37)	1:A:104:ARG:HH12	2:B:84:GLN:O	18	1.88
(1,37)	1:A:104:ARG:HH12	2:B:84:GLN:OE1	18	1.88
(1,37)	1:A:104:ARG:HH12	2:B:97:THR:C	18	1.88
(1,37)	1:A:104:ARG:HH12	2:B:97:THR:CA	18	1.88
(1,37)	1:A:104:ARG:HH12	2:B:97:THR:CB	18	1.88
(1,37)	1:A:104:ARG:HH12	2:B:97:THR:CG2	18	1.88
(1,37)	1:A:104:ARG:HH12	2:B:97:THR:H	18	1.88
(1,37)	1:A:104:ARG:HH12	2:B:97:THR:HA	18	1.88
(1,37)	1:A:104:ARG:HH12	2:B:97:THR:HB	18	1.88
(1,37)	1:A:104:ARG:HH12	2:B:97:THR:HG1	18	1.88
(1,37)	1:A:104:ARG:HH12	2:B:97:THR:HG21	18	1.88
(1,37)	1:A:104:ARG:HH12	2:B:97:THR:HG22	18	1.88

*Continued on next page...*

*Continued from previous page...*

Key	Atom-1	Atom-2	Model ID	Violation (Å)
(1,37)	1:A:104:ARG:HH12	2:B:97:THR:HG23	18	1.88
(1,37)	1:A:104:ARG:HH12	2:B:97:THR:N	18	1.88
(1,37)	1:A:104:ARG:HH12	2:B:97:THR:O	18	1.88
(1,37)	1:A:104:ARG:HH12	2:B:97:THR:OG1	18	1.88
(1,37)	1:A:104:ARG:HH12	2:B:99:HIS:C	18	1.88
(1,37)	1:A:104:ARG:HH12	2:B:99:HIS:CA	18	1.88
(1,37)	1:A:104:ARG:HH12	2:B:99:HIS:CB	18	1.88
(1,37)	1:A:104:ARG:HH12	2:B:99:HIS:CD2	18	1.88
(1,37)	1:A:104:ARG:HH12	2:B:99:HIS:CE1	18	1.88
(1,37)	1:A:104:ARG:HH12	2:B:99:HIS:CG	18	1.88
(1,37)	1:A:104:ARG:HH12	2:B:99:HIS:H	18	1.88
(1,37)	1:A:104:ARG:HH12	2:B:99:HIS:HA	18	1.88
(1,37)	1:A:104:ARG:HH12	2:B:99:HIS:HB2	18	1.88
(1,37)	1:A:104:ARG:HH12	2:B:99:HIS:HB3	18	1.88
(1,37)	1:A:104:ARG:HH12	2:B:99:HIS:HD1	18	1.88
(1,37)	1:A:104:ARG:HH12	2:B:99:HIS:HD2	18	1.88
(1,37)	1:A:104:ARG:HH12	2:B:99:HIS:HE1	18	1.88
(1,37)	1:A:104:ARG:HH12	2:B:99:HIS:HE2	18	1.88
(1,37)	1:A:104:ARG:HH12	2:B:99:HIS:N	18	1.88
(1,37)	1:A:104:ARG:HH12	2:B:99:HIS:ND1	18	1.88
(1,37)	1:A:104:ARG:HH12	2:B:99:HIS:NE2	18	1.88
(1,37)	1:A:104:ARG:HH12	2:B:99:HIS:O	18	1.88
(1,37)	1:A:104:ARG:HH12	2:B:101:VAL:C	18	1.88
(1,37)	1:A:104:ARG:HH12	2:B:101:VAL:CA	18	1.88
(1,37)	1:A:104:ARG:HH12	2:B:101:VAL:CB	18	1.88
(1,37)	1:A:104:ARG:HH12	2:B:101:VAL:CG1	18	1.88
(1,37)	1:A:104:ARG:HH12	2:B:101:VAL:CG2	18	1.88
(1,37)	1:A:104:ARG:HH12	2:B:101:VAL:H	18	1.88
(1,37)	1:A:104:ARG:HH12	2:B:101:VAL:HA	18	1.88
(1,37)	1:A:104:ARG:HH12	2:B:101:VAL:HB	18	1.88
(1,37)	1:A:104:ARG:HH12	2:B:101:VAL:HG11	18	1.88
(1,37)	1:A:104:ARG:HH12	2:B:101:VAL:HG12	18	1.88
(1,37)	1:A:104:ARG:HH12	2:B:101:VAL:HG13	18	1.88
(1,37)	1:A:104:ARG:HH12	2:B:101:VAL:HG21	18	1.88
(1,37)	1:A:104:ARG:HH12	2:B:101:VAL:HG22	18	1.88
(1,37)	1:A:104:ARG:HH12	2:B:101:VAL:HG23	18	1.88
(1,37)	1:A:104:ARG:HH12	2:B:101:VAL:N	18	1.88
(1,37)	1:A:104:ARG:HH12	2:B:101:VAL:O	18	1.88
(1,37)	1:A:104:ARG:HH21	2:B:75:ILE:C	18	1.88
(1,37)	1:A:104:ARG:HH21	2:B:75:ILE:CA	18	1.88
(1,37)	1:A:104:ARG:HH21	2:B:75:ILE:CB	18	1.88
(1,37)	1:A:104:ARG:HH21	2:B:75:ILE:CD1	18	1.88

*Continued on next page...*

*Continued from previous page...*

Key	Atom-1	Atom-2	Model ID	Violation (Å)
(1,37)	1:A:104:ARG:HH21	2:B:75:ILE:CG1	18	1.88
(1,37)	1:A:104:ARG:HH21	2:B:75:ILE:CG2	18	1.88
(1,37)	1:A:104:ARG:HH21	2:B:75:ILE:H	18	1.88
(1,37)	1:A:104:ARG:HH21	2:B:75:ILE:HA	18	1.88
(1,37)	1:A:104:ARG:HH21	2:B:75:ILE:HB	18	1.88
(1,37)	1:A:104:ARG:HH21	2:B:75:ILE:HD11	18	1.88
(1,37)	1:A:104:ARG:HH21	2:B:75:ILE:HD12	18	1.88
(1,37)	1:A:104:ARG:HH21	2:B:75:ILE:HD13	18	1.88
(1,37)	1:A:104:ARG:HH21	2:B:75:ILE:HG12	18	1.88
(1,37)	1:A:104:ARG:HH21	2:B:75:ILE:HG13	18	1.88
(1,37)	1:A:104:ARG:HH21	2:B:75:ILE:HG21	18	1.88
(1,37)	1:A:104:ARG:HH21	2:B:75:ILE:HG22	18	1.88
(1,37)	1:A:104:ARG:HH21	2:B:75:ILE:HG23	18	1.88
(1,37)	1:A:104:ARG:HH21	2:B:75:ILE:N	18	1.88
(1,37)	1:A:104:ARG:HH21	2:B:75:ILE:O	18	1.88
(1,37)	1:A:104:ARG:HH21	2:B:77:ALA:C	18	1.88
(1,37)	1:A:104:ARG:HH21	2:B:77:ALA:CA	18	1.88
(1,37)	1:A:104:ARG:HH21	2:B:77:ALA:CB	18	1.88
(1,37)	1:A:104:ARG:HH21	2:B:77:ALA:H	18	1.88
(1,37)	1:A:104:ARG:HH21	2:B:77:ALA:HA	18	1.88
(1,37)	1:A:104:ARG:HH21	2:B:77:ALA:HB1	18	1.88
(1,37)	1:A:104:ARG:HH21	2:B:77:ALA:HB2	18	1.88
(1,37)	1:A:104:ARG:HH21	2:B:77:ALA:HB3	18	1.88
(1,37)	1:A:104:ARG:HH21	2:B:77:ALA:N	18	1.88
(1,37)	1:A:104:ARG:HH21	2:B:77:ALA:O	18	1.88
(1,37)	1:A:104:ARG:HH21	2:B:78:GLY:C	18	1.88
(1,37)	1:A:104:ARG:HH21	2:B:78:GLY:CA	18	1.88
(1,37)	1:A:104:ARG:HH21	2:B:78:GLY:H	18	1.88
(1,37)	1:A:104:ARG:HH21	2:B:78:GLY:HA2	18	1.88
(1,37)	1:A:104:ARG:HH21	2:B:78:GLY:HA3	18	1.88
(1,37)	1:A:104:ARG:HH21	2:B:78:GLY:N	18	1.88
(1,37)	1:A:104:ARG:HH21	2:B:78:GLY:O	18	1.88
(1,37)	1:A:104:ARG:HH21	2:B:79:LYS:C	18	1.88
(1,37)	1:A:104:ARG:HH21	2:B:79:LYS:CA	18	1.88
(1,37)	1:A:104:ARG:HH21	2:B:79:LYS:CB	18	1.88
(1,37)	1:A:104:ARG:HH21	2:B:79:LYS:CD	18	1.88
(1,37)	1:A:104:ARG:HH21	2:B:79:LYS:CE	18	1.88
(1,37)	1:A:104:ARG:HH21	2:B:79:LYS:CG	18	1.88
(1,37)	1:A:104:ARG:HH21	2:B:79:LYS:H	18	1.88
(1,37)	1:A:104:ARG:HH21	2:B:79:LYS:HA	18	1.88
(1,37)	1:A:104:ARG:HH21	2:B:79:LYS:HB2	18	1.88
(1,37)	1:A:104:ARG:HH21	2:B:79:LYS:HB3	18	1.88

*Continued on next page...*

*Continued from previous page...*

Key	Atom-1	Atom-2	Model ID	Violation (Å)
(1,37)	1:A:104:ARG:HH21	2:B:79:LYS:HD2	18	1.88
(1,37)	1:A:104:ARG:HH21	2:B:79:LYS:HD3	18	1.88
(1,37)	1:A:104:ARG:HH21	2:B:79:LYS:HE2	18	1.88
(1,37)	1:A:104:ARG:HH21	2:B:79:LYS:HE3	18	1.88
(1,37)	1:A:104:ARG:HH21	2:B:79:LYS:HG2	18	1.88
(1,37)	1:A:104:ARG:HH21	2:B:79:LYS:HG3	18	1.88
(1,37)	1:A:104:ARG:HH21	2:B:79:LYS:HZ1	18	1.88
(1,37)	1:A:104:ARG:HH21	2:B:79:LYS:HZ2	18	1.88
(1,37)	1:A:104:ARG:HH21	2:B:79:LYS:HZ3	18	1.88
(1,37)	1:A:104:ARG:HH21	2:B:79:LYS:N	18	1.88
(1,37)	1:A:104:ARG:HH21	2:B:79:LYS:NZ	18	1.88
(1,37)	1:A:104:ARG:HH21	2:B:79:LYS:O	18	1.88
(1,37)	1:A:104:ARG:HH21	2:B:80:ILE:C	18	1.88
(1,37)	1:A:104:ARG:HH21	2:B:80:ILE:CA	18	1.88
(1,37)	1:A:104:ARG:HH21	2:B:80:ILE:CB	18	1.88
(1,37)	1:A:104:ARG:HH21	2:B:80:ILE:CD1	18	1.88
(1,37)	1:A:104:ARG:HH21	2:B:80:ILE:CG1	18	1.88
(1,37)	1:A:104:ARG:HH21	2:B:80:ILE:CG2	18	1.88
(1,37)	1:A:104:ARG:HH21	2:B:80:ILE:H	18	1.88
(1,37)	1:A:104:ARG:HH21	2:B:80:ILE:HA	18	1.88
(1,37)	1:A:104:ARG:HH21	2:B:80:ILE:HB	18	1.88
(1,37)	1:A:104:ARG:HH21	2:B:80:ILE:HD11	18	1.88
(1,37)	1:A:104:ARG:HH21	2:B:80:ILE:HD12	18	1.88
(1,37)	1:A:104:ARG:HH21	2:B:80:ILE:HD13	18	1.88
(1,37)	1:A:104:ARG:HH21	2:B:80:ILE:HG12	18	1.88
(1,37)	1:A:104:ARG:HH21	2:B:80:ILE:HG13	18	1.88
(1,37)	1:A:104:ARG:HH21	2:B:80:ILE:HG21	18	1.88
(1,37)	1:A:104:ARG:HH21	2:B:80:ILE:HG22	18	1.88
(1,37)	1:A:104:ARG:HH21	2:B:80:ILE:HG23	18	1.88
(1,37)	1:A:104:ARG:HH21	2:B:80:ILE:N	18	1.88
(1,37)	1:A:104:ARG:HH21	2:B:80:ILE:O	18	1.88
(1,37)	1:A:104:ARG:HH21	2:B:84:GLN:C	18	1.88
(1,37)	1:A:104:ARG:HH21	2:B:84:GLN:CA	18	1.88
(1,37)	1:A:104:ARG:HH21	2:B:84:GLN:CB	18	1.88
(1,37)	1:A:104:ARG:HH21	2:B:84:GLN:CD	18	1.88
(1,37)	1:A:104:ARG:HH21	2:B:84:GLN:CG	18	1.88
(1,37)	1:A:104:ARG:HH21	2:B:84:GLN:H	18	1.88
(1,37)	1:A:104:ARG:HH21	2:B:84:GLN:HA	18	1.88
(1,37)	1:A:104:ARG:HH21	2:B:84:GLN:HB2	18	1.88
(1,37)	1:A:104:ARG:HH21	2:B:84:GLN:HB3	18	1.88
(1,37)	1:A:104:ARG:HH21	2:B:84:GLN:HE21	18	1.88
(1,37)	1:A:104:ARG:HH21	2:B:84:GLN:HE22	18	1.88

*Continued on next page...*

*Continued from previous page...*

Key	Atom-1	Atom-2	Model ID	Violation (Å)
(1,37)	1:A:104:ARG:HH21	2:B:84:GLN:HG2	18	1.88
(1,37)	1:A:104:ARG:HH21	2:B:84:GLN:HG3	18	1.88
(1,37)	1:A:104:ARG:HH21	2:B:84:GLN:N	18	1.88
(1,37)	1:A:104:ARG:HH21	2:B:84:GLN:NE2	18	1.88
(1,37)	1:A:104:ARG:HH21	2:B:84:GLN:O	18	1.88
(1,37)	1:A:104:ARG:HH21	2:B:84:GLN:OE1	18	1.88
(1,37)	1:A:104:ARG:HH21	2:B:97:THR:C	18	1.88
(1,37)	1:A:104:ARG:HH21	2:B:97:THR:CA	18	1.88
(1,37)	1:A:104:ARG:HH21	2:B:97:THR:CB	18	1.88
(1,37)	1:A:104:ARG:HH21	2:B:97:THR:CG2	18	1.88
(1,37)	1:A:104:ARG:HH21	2:B:97:THR:H	18	1.88
(1,37)	1:A:104:ARG:HH21	2:B:97:THR:HA	18	1.88
(1,37)	1:A:104:ARG:HH21	2:B:97:THR:HB	18	1.88
(1,37)	1:A:104:ARG:HH21	2:B:97:THR:HG1	18	1.88
(1,37)	1:A:104:ARG:HH21	2:B:97:THR:HG21	18	1.88
(1,37)	1:A:104:ARG:HH21	2:B:97:THR:HG22	18	1.88
(1,37)	1:A:104:ARG:HH21	2:B:97:THR:HG23	18	1.88
(1,37)	1:A:104:ARG:HH21	2:B:97:THR:N	18	1.88
(1,37)	1:A:104:ARG:HH21	2:B:97:THR:O	18	1.88
(1,37)	1:A:104:ARG:HH21	2:B:97:THR:OG1	18	1.88
(1,37)	1:A:104:ARG:HH21	2:B:99:HIS:C	18	1.88
(1,37)	1:A:104:ARG:HH21	2:B:99:HIS:CA	18	1.88
(1,37)	1:A:104:ARG:HH21	2:B:99:HIS:CB	18	1.88
(1,37)	1:A:104:ARG:HH21	2:B:99:HIS:CD2	18	1.88
(1,37)	1:A:104:ARG:HH21	2:B:99:HIS:CE1	18	1.88
(1,37)	1:A:104:ARG:HH21	2:B:99:HIS:CG	18	1.88
(1,37)	1:A:104:ARG:HH21	2:B:99:HIS:H	18	1.88
(1,37)	1:A:104:ARG:HH21	2:B:99:HIS:HA	18	1.88
(1,37)	1:A:104:ARG:HH21	2:B:99:HIS:HB2	18	1.88
(1,37)	1:A:104:ARG:HH21	2:B:99:HIS:HB3	18	1.88
(1,37)	1:A:104:ARG:HH21	2:B:99:HIS:HD1	18	1.88
(1,37)	1:A:104:ARG:HH21	2:B:99:HIS:HD2	18	1.88
(1,37)	1:A:104:ARG:HH21	2:B:99:HIS:HE1	18	1.88
(1,37)	1:A:104:ARG:HH21	2:B:99:HIS:HE2	18	1.88
(1,37)	1:A:104:ARG:HH21	2:B:99:HIS:N	18	1.88
(1,37)	1:A:104:ARG:HH21	2:B:99:HIS:ND1	18	1.88
(1,37)	1:A:104:ARG:HH21	2:B:99:HIS:NE2	18	1.88
(1,37)	1:A:104:ARG:HH21	2:B:99:HIS:O	18	1.88
(1,37)	1:A:104:ARG:HH21	2:B:101:VAL:C	18	1.88
(1,37)	1:A:104:ARG:HH21	2:B:101:VAL:CA	18	1.88
(1,37)	1:A:104:ARG:HH21	2:B:101:VAL:CB	18	1.88
(1,37)	1:A:104:ARG:HH21	2:B:101:VAL:CG1	18	1.88

*Continued on next page...*

*Continued from previous page...*

Key	Atom-1	Atom-2	Model ID	Violation (Å)
(1,37)	1:A:104:ARG:HH21	2:B:101:VAL:CG2	18	1.88
(1,37)	1:A:104:ARG:HH21	2:B:101:VAL:H	18	1.88
(1,37)	1:A:104:ARG:HH21	2:B:101:VAL:HA	18	1.88
(1,37)	1:A:104:ARG:HH21	2:B:101:VAL:HB	18	1.88
(1,37)	1:A:104:ARG:HH21	2:B:101:VAL:HG11	18	1.88
(1,37)	1:A:104:ARG:HH21	2:B:101:VAL:HG12	18	1.88
(1,37)	1:A:104:ARG:HH21	2:B:101:VAL:HG13	18	1.88
(1,37)	1:A:104:ARG:HH21	2:B:101:VAL:HG21	18	1.88
(1,37)	1:A:104:ARG:HH21	2:B:101:VAL:HG22	18	1.88
(1,37)	1:A:104:ARG:HH21	2:B:101:VAL:HG23	18	1.88
(1,37)	1:A:104:ARG:HH21	2:B:101:VAL:N	18	1.88
(1,37)	1:A:104:ARG:HH21	2:B:101:VAL:O	18	1.88
(1,37)	1:A:104:ARG:HH22	2:B:75:ILE:C	18	1.88
(1,37)	1:A:104:ARG:HH22	2:B:75:ILE:CA	18	1.88
(1,37)	1:A:104:ARG:HH22	2:B:75:ILE:CB	18	1.88
(1,37)	1:A:104:ARG:HH22	2:B:75:ILE:CD1	18	1.88
(1,37)	1:A:104:ARG:HH22	2:B:75:ILE:CG1	18	1.88
(1,37)	1:A:104:ARG:HH22	2:B:75:ILE:CG2	18	1.88
(1,37)	1:A:104:ARG:HH22	2:B:75:ILE:H	18	1.88
(1,37)	1:A:104:ARG:HH22	2:B:75:ILE:HA	18	1.88
(1,37)	1:A:104:ARG:HH22	2:B:75:ILE:HB	18	1.88
(1,37)	1:A:104:ARG:HH22	2:B:75:ILE:HD11	18	1.88
(1,37)	1:A:104:ARG:HH22	2:B:75:ILE:HD12	18	1.88
(1,37)	1:A:104:ARG:HH22	2:B:75:ILE:HD13	18	1.88
(1,37)	1:A:104:ARG:HH22	2:B:75:ILE:HG12	18	1.88
(1,37)	1:A:104:ARG:HH22	2:B:75:ILE:HG13	18	1.88
(1,37)	1:A:104:ARG:HH22	2:B:75:ILE:HG21	18	1.88
(1,37)	1:A:104:ARG:HH22	2:B:75:ILE:HG22	18	1.88
(1,37)	1:A:104:ARG:HH22	2:B:75:ILE:HG23	18	1.88
(1,37)	1:A:104:ARG:HH22	2:B:75:ILE:N	18	1.88
(1,37)	1:A:104:ARG:HH22	2:B:75:ILE:O	18	1.88
(1,37)	1:A:104:ARG:HH22	2:B:77:ALA:C	18	1.88
(1,37)	1:A:104:ARG:HH22	2:B:77:ALA:CA	18	1.88
(1,37)	1:A:104:ARG:HH22	2:B:77:ALA:CB	18	1.88
(1,37)	1:A:104:ARG:HH22	2:B:77:ALA:H	18	1.88
(1,37)	1:A:104:ARG:HH22	2:B:77:ALA:HA	18	1.88
(1,37)	1:A:104:ARG:HH22	2:B:77:ALA:HB1	18	1.88
(1,37)	1:A:104:ARG:HH22	2:B:77:ALA:HB2	18	1.88
(1,37)	1:A:104:ARG:HH22	2:B:77:ALA:HB3	18	1.88
(1,37)	1:A:104:ARG:HH22	2:B:77:ALA:N	18	1.88
(1,37)	1:A:104:ARG:HH22	2:B:77:ALA:O	18	1.88
(1,37)	1:A:104:ARG:HH22	2:B:78:GLY:C	18	1.88

*Continued on next page...*

*Continued from previous page...*

Key	Atom-1	Atom-2	Model ID	Violation (Å)
(1,37)	1:A:104:ARG:HH22	2:B:78:GLY:CA	18	1.88
(1,37)	1:A:104:ARG:HH22	2:B:78:GLY:H	18	1.88
(1,37)	1:A:104:ARG:HH22	2:B:78:GLY:HA2	18	1.88
(1,37)	1:A:104:ARG:HH22	2:B:78:GLY:HA3	18	1.88
(1,37)	1:A:104:ARG:HH22	2:B:78:GLY:N	18	1.88
(1,37)	1:A:104:ARG:HH22	2:B:78:GLY:O	18	1.88
(1,37)	1:A:104:ARG:HH22	2:B:79:LYS:C	18	1.88
(1,37)	1:A:104:ARG:HH22	2:B:79:LYS:CA	18	1.88
(1,37)	1:A:104:ARG:HH22	2:B:79:LYS:CB	18	1.88
(1,37)	1:A:104:ARG:HH22	2:B:79:LYS:CD	18	1.88
(1,37)	1:A:104:ARG:HH22	2:B:79:LYS:CE	18	1.88
(1,37)	1:A:104:ARG:HH22	2:B:79:LYS:CG	18	1.88
(1,37)	1:A:104:ARG:HH22	2:B:79:LYS:H	18	1.88
(1,37)	1:A:104:ARG:HH22	2:B:79:LYS:HA	18	1.88
(1,37)	1:A:104:ARG:HH22	2:B:79:LYS:HB2	18	1.88
(1,37)	1:A:104:ARG:HH22	2:B:79:LYS:HB3	18	1.88
(1,37)	1:A:104:ARG:HH22	2:B:79:LYS:HD2	18	1.88
(1,37)	1:A:104:ARG:HH22	2:B:79:LYS:HD3	18	1.88
(1,37)	1:A:104:ARG:HH22	2:B:79:LYS:HE2	18	1.88
(1,37)	1:A:104:ARG:HH22	2:B:79:LYS:HE3	18	1.88
(1,37)	1:A:104:ARG:HH22	2:B:79:LYS:HG2	18	1.88
(1,37)	1:A:104:ARG:HH22	2:B:79:LYS:HG3	18	1.88
(1,37)	1:A:104:ARG:HH22	2:B:79:LYS:HZ1	18	1.88
(1,37)	1:A:104:ARG:HH22	2:B:79:LYS:HZ2	18	1.88
(1,37)	1:A:104:ARG:HH22	2:B:79:LYS:HZ3	18	1.88
(1,37)	1:A:104:ARG:HH22	2:B:79:LYS:N	18	1.88
(1,37)	1:A:104:ARG:HH22	2:B:79:LYS:NZ	18	1.88
(1,37)	1:A:104:ARG:HH22	2:B:79:LYS:O	18	1.88
(1,37)	1:A:104:ARG:HH22	2:B:80:ILE:C	18	1.88
(1,37)	1:A:104:ARG:HH22	2:B:80:ILE:CA	18	1.88
(1,37)	1:A:104:ARG:HH22	2:B:80:ILE:CB	18	1.88
(1,37)	1:A:104:ARG:HH22	2:B:80:ILE:CD1	18	1.88
(1,37)	1:A:104:ARG:HH22	2:B:80:ILE:CG1	18	1.88
(1,37)	1:A:104:ARG:HH22	2:B:80:ILE:CG2	18	1.88
(1,37)	1:A:104:ARG:HH22	2:B:80:ILE:H	18	1.88
(1,37)	1:A:104:ARG:HH22	2:B:80:ILE:HA	18	1.88
(1,37)	1:A:104:ARG:HH22	2:B:80:ILE:HB	18	1.88
(1,37)	1:A:104:ARG:HH22	2:B:80:ILE:HD11	18	1.88
(1,37)	1:A:104:ARG:HH22	2:B:80:ILE:HD12	18	1.88
(1,37)	1:A:104:ARG:HH22	2:B:80:ILE:HD13	18	1.88
(1,37)	1:A:104:ARG:HH22	2:B:80:ILE:HG12	18	1.88
(1,37)	1:A:104:ARG:HH22	2:B:80:ILE:HG13	18	1.88

*Continued on next page...*

*Continued from previous page...*

Key	Atom-1	Atom-2	Model ID	Violation (Å)
(1,37)	1:A:104:ARG:HH22	2:B:80:ILE:HG21	18	1.88
(1,37)	1:A:104:ARG:HH22	2:B:80:ILE:HG22	18	1.88
(1,37)	1:A:104:ARG:HH22	2:B:80:ILE:HG23	18	1.88
(1,37)	1:A:104:ARG:HH22	2:B:80:ILE:N	18	1.88
(1,37)	1:A:104:ARG:HH22	2:B:80:ILE:O	18	1.88
(1,37)	1:A:104:ARG:HH22	2:B:84:GLN:C	18	1.88
(1,37)	1:A:104:ARG:HH22	2:B:84:GLN:CA	18	1.88
(1,37)	1:A:104:ARG:HH22	2:B:84:GLN:CB	18	1.88
(1,37)	1:A:104:ARG:HH22	2:B:84:GLN:CD	18	1.88
(1,37)	1:A:104:ARG:HH22	2:B:84:GLN:CG	18	1.88
(1,37)	1:A:104:ARG:HH22	2:B:84:GLN:H	18	1.88
(1,37)	1:A:104:ARG:HH22	2:B:84:GLN:HA	18	1.88
(1,37)	1:A:104:ARG:HH22	2:B:84:GLN:HB2	18	1.88
(1,37)	1:A:104:ARG:HH22	2:B:84:GLN:HB3	18	1.88
(1,37)	1:A:104:ARG:HH22	2:B:84:GLN:HE21	18	1.88
(1,37)	1:A:104:ARG:HH22	2:B:84:GLN:HE22	18	1.88
(1,37)	1:A:104:ARG:HH22	2:B:84:GLN:HG2	18	1.88
(1,37)	1:A:104:ARG:HH22	2:B:84:GLN:HG3	18	1.88
(1,37)	1:A:104:ARG:HH22	2:B:84:GLN:N	18	1.88
(1,37)	1:A:104:ARG:HH22	2:B:84:GLN:NE2	18	1.88
(1,37)	1:A:104:ARG:HH22	2:B:84:GLN:O	18	1.88
(1,37)	1:A:104:ARG:HH22	2:B:84:GLN:OE1	18	1.88
(1,37)	1:A:104:ARG:HH22	2:B:97:THR:C	18	1.88
(1,37)	1:A:104:ARG:HH22	2:B:97:THR:CA	18	1.88
(1,37)	1:A:104:ARG:HH22	2:B:97:THR:CB	18	1.88
(1,37)	1:A:104:ARG:HH22	2:B:97:THR:CG2	18	1.88
(1,37)	1:A:104:ARG:HH22	2:B:97:THR:H	18	1.88
(1,37)	1:A:104:ARG:HH22	2:B:97:THR:HA	18	1.88
(1,37)	1:A:104:ARG:HH22	2:B:97:THR:HB	18	1.88
(1,37)	1:A:104:ARG:HH22	2:B:97:THR:HG1	18	1.88
(1,37)	1:A:104:ARG:HH22	2:B:97:THR:HG21	18	1.88
(1,37)	1:A:104:ARG:HH22	2:B:97:THR:HG22	18	1.88
(1,37)	1:A:104:ARG:HH22	2:B:97:THR:HG23	18	1.88
(1,37)	1:A:104:ARG:HH22	2:B:97:THR:N	18	1.88
(1,37)	1:A:104:ARG:HH22	2:B:97:THR:O	18	1.88
(1,37)	1:A:104:ARG:HH22	2:B:97:THR:OG1	18	1.88
(1,37)	1:A:104:ARG:HH22	2:B:99:HIS:C	18	1.88
(1,37)	1:A:104:ARG:HH22	2:B:99:HIS:CA	18	1.88
(1,37)	1:A:104:ARG:HH22	2:B:99:HIS:CB	18	1.88
(1,37)	1:A:104:ARG:HH22	2:B:99:HIS:CD2	18	1.88
(1,37)	1:A:104:ARG:HH22	2:B:99:HIS:CE1	18	1.88
(1,37)	1:A:104:ARG:HH22	2:B:99:HIS:CG	18	1.88

*Continued on next page...*



*Continued from previous page...*

Key	Atom-1	Atom-2	Model ID	Violation (Å)
(1,37)	1:A:104:ARG:HH22	2:B:99:HIS:H	18	1.88
(1,37)	1:A:104:ARG:HH22	2:B:99:HIS:HA	18	1.88
(1,37)	1:A:104:ARG:HH22	2:B:99:HIS:HB2	18	1.88
(1,37)	1:A:104:ARG:HH22	2:B:99:HIS:HB3	18	1.88
(1,37)	1:A:104:ARG:HH22	2:B:99:HIS:HD1	18	1.88
(1,37)	1:A:104:ARG:HH22	2:B:99:HIS:HD2	18	1.88
(1,37)	1:A:104:ARG:HH22	2:B:99:HIS:HE1	18	1.88
(1,37)	1:A:104:ARG:HH22	2:B:99:HIS:HE2	18	1.88
(1,37)	1:A:104:ARG:HH22	2:B:99:HIS:N	18	1.88
(1,37)	1:A:104:ARG:HH22	2:B:99:HIS:ND1	18	1.88
(1,37)	1:A:104:ARG:HH22	2:B:99:HIS:NE2	18	1.88
(1,37)	1:A:104:ARG:HH22	2:B:99:HIS:O	18	1.88
(1,37)	1:A:104:ARG:HH22	2:B:101:VAL:C	18	1.88
(1,37)	1:A:104:ARG:HH22	2:B:101:VAL:CA	18	1.88
(1,37)	1:A:104:ARG:HH22	2:B:101:VAL:CB	18	1.88
(1,37)	1:A:104:ARG:HH22	2:B:101:VAL:CG1	18	1.88
(1,37)	1:A:104:ARG:HH22	2:B:101:VAL:CG2	18	1.88
(1,37)	1:A:104:ARG:HH22	2:B:101:VAL:H	18	1.88
(1,37)	1:A:104:ARG:HH22	2:B:101:VAL:HA	18	1.88
(1,37)	1:A:104:ARG:HH22	2:B:101:VAL:HB	18	1.88
(1,37)	1:A:104:ARG:HH22	2:B:101:VAL:HG11	18	1.88
(1,37)	1:A:104:ARG:HH22	2:B:101:VAL:HG12	18	1.88
(1,37)	1:A:104:ARG:HH22	2:B:101:VAL:HG13	18	1.88
(1,37)	1:A:104:ARG:HH22	2:B:101:VAL:HG21	18	1.88
(1,37)	1:A:104:ARG:HH22	2:B:101:VAL:HG22	18	1.88
(1,37)	1:A:104:ARG:HH22	2:B:101:VAL:HG23	18	1.88
(1,37)	1:A:104:ARG:HH22	2:B:101:VAL:N	18	1.88
(1,37)	1:A:104:ARG:HH22	2:B:101:VAL:O	18	1.88
(1,37)	1:A:104:ARG:N	2:B:75:ILE:C	18	1.88
(1,37)	1:A:104:ARG:N	2:B:75:ILE:CA	18	1.88
(1,37)	1:A:104:ARG:N	2:B:75:ILE:CB	18	1.88
(1,37)	1:A:104:ARG:N	2:B:75:ILE:CD1	18	1.88
(1,37)	1:A:104:ARG:N	2:B:75:ILE:CG1	18	1.88
(1,37)	1:A:104:ARG:N	2:B:75:ILE:CG2	18	1.88
(1,37)	1:A:104:ARG:N	2:B:75:ILE:H	18	1.88
(1,37)	1:A:104:ARG:N	2:B:75:ILE:HA	18	1.88
(1,37)	1:A:104:ARG:N	2:B:75:ILE:HB	18	1.88
(1,37)	1:A:104:ARG:N	2:B:75:ILE:HD11	18	1.88
(1,37)	1:A:104:ARG:N	2:B:75:ILE:HD12	18	1.88
(1,37)	1:A:104:ARG:N	2:B:75:ILE:HD13	18	1.88
(1,37)	1:A:104:ARG:N	2:B:75:ILE:HG12	18	1.88
(1,37)	1:A:104:ARG:N	2:B:75:ILE:HG13	18	1.88

*Continued on next page...*

*Continued from previous page...*

Key	Atom-1	Atom-2	Model ID	Violation (Å)
(1,37)	1:A:104:ARG:N	2:B:75:ILE:HG21	18	1.88
(1,37)	1:A:104:ARG:N	2:B:75:ILE:HG22	18	1.88
(1,37)	1:A:104:ARG:N	2:B:75:ILE:HG23	18	1.88
(1,37)	1:A:104:ARG:N	2:B:75:ILE:N	18	1.88
(1,37)	1:A:104:ARG:N	2:B:75:ILE:O	18	1.88
(1,37)	1:A:104:ARG:N	2:B:77:ALA:C	18	1.88
(1,37)	1:A:104:ARG:N	2:B:77:ALA:CA	18	1.88
(1,37)	1:A:104:ARG:N	2:B:77:ALA:CB	18	1.88
(1,37)	1:A:104:ARG:N	2:B:77:ALA:H	18	1.88
(1,37)	1:A:104:ARG:N	2:B:77:ALA:HA	18	1.88
(1,37)	1:A:104:ARG:N	2:B:77:ALA:HB1	18	1.88
(1,37)	1:A:104:ARG:N	2:B:77:ALA:HB2	18	1.88
(1,37)	1:A:104:ARG:N	2:B:77:ALA:HB3	18	1.88
(1,37)	1:A:104:ARG:N	2:B:77:ALA:N	18	1.88
(1,37)	1:A:104:ARG:N	2:B:77:ALA:O	18	1.88
(1,37)	1:A:104:ARG:N	2:B:78:GLY:C	18	1.88
(1,37)	1:A:104:ARG:N	2:B:78:GLY:CA	18	1.88
(1,37)	1:A:104:ARG:N	2:B:78:GLY:H	18	1.88
(1,37)	1:A:104:ARG:N	2:B:78:GLY:HA2	18	1.88
(1,37)	1:A:104:ARG:N	2:B:78:GLY:HA3	18	1.88
(1,37)	1:A:104:ARG:N	2:B:78:GLY:N	18	1.88
(1,37)	1:A:104:ARG:N	2:B:78:GLY:O	18	1.88
(1,37)	1:A:104:ARG:N	2:B:79:LYS:C	18	1.88
(1,37)	1:A:104:ARG:N	2:B:79:LYS:CA	18	1.88
(1,37)	1:A:104:ARG:N	2:B:79:LYS:CB	18	1.88
(1,37)	1:A:104:ARG:N	2:B:79:LYS:CD	18	1.88
(1,37)	1:A:104:ARG:N	2:B:79:LYS:CE	18	1.88
(1,37)	1:A:104:ARG:N	2:B:79:LYS:CG	18	1.88
(1,37)	1:A:104:ARG:N	2:B:79:LYS:H	18	1.88
(1,37)	1:A:104:ARG:N	2:B:79:LYS:HA	18	1.88
(1,37)	1:A:104:ARG:N	2:B:79:LYS:HB2	18	1.88
(1,37)	1:A:104:ARG:N	2:B:79:LYS:HB3	18	1.88
(1,37)	1:A:104:ARG:N	2:B:79:LYS:HD2	18	1.88
(1,37)	1:A:104:ARG:N	2:B:79:LYS:HD3	18	1.88
(1,37)	1:A:104:ARG:N	2:B:79:LYS:HE2	18	1.88
(1,37)	1:A:104:ARG:N	2:B:79:LYS:HE3	18	1.88
(1,37)	1:A:104:ARG:N	2:B:79:LYS:HG2	18	1.88
(1,37)	1:A:104:ARG:N	2:B:79:LYS:HG3	18	1.88
(1,37)	1:A:104:ARG:N	2:B:79:LYS:HZ1	18	1.88
(1,37)	1:A:104:ARG:N	2:B:79:LYS:HZ2	18	1.88
(1,37)	1:A:104:ARG:N	2:B:79:LYS:HZ3	18	1.88
(1,37)	1:A:104:ARG:N	2:B:79:LYS:N	18	1.88

*Continued on next page...*

*Continued from previous page...*

Key	Atom-1	Atom-2	Model ID	Violation (Å)
(1,37)	1:A:104:ARG:N	2:B:79:LYS:NZ	18	1.88
(1,37)	1:A:104:ARG:N	2:B:79:LYS:O	18	1.88
(1,37)	1:A:104:ARG:N	2:B:80:ILE:C	18	1.88
(1,37)	1:A:104:ARG:N	2:B:80:ILE:CA	18	1.88
(1,37)	1:A:104:ARG:N	2:B:80:ILE:CB	18	1.88
(1,37)	1:A:104:ARG:N	2:B:80:ILE:CD1	18	1.88
(1,37)	1:A:104:ARG:N	2:B:80:ILE:CG1	18	1.88
(1,37)	1:A:104:ARG:N	2:B:80:ILE:CG2	18	1.88
(1,37)	1:A:104:ARG:N	2:B:80:ILE:H	18	1.88
(1,37)	1:A:104:ARG:N	2:B:80:ILE:HA	18	1.88
(1,37)	1:A:104:ARG:N	2:B:80:ILE:HB	18	1.88
(1,37)	1:A:104:ARG:N	2:B:80:ILE:HD11	18	1.88
(1,37)	1:A:104:ARG:N	2:B:80:ILE:HD12	18	1.88
(1,37)	1:A:104:ARG:N	2:B:80:ILE:HD13	18	1.88
(1,37)	1:A:104:ARG:N	2:B:80:ILE:HG12	18	1.88
(1,37)	1:A:104:ARG:N	2:B:80:ILE:HG13	18	1.88
(1,37)	1:A:104:ARG:N	2:B:80:ILE:HG21	18	1.88
(1,37)	1:A:104:ARG:N	2:B:80:ILE:HG22	18	1.88
(1,37)	1:A:104:ARG:N	2:B:80:ILE:HG23	18	1.88
(1,37)	1:A:104:ARG:N	2:B:80:ILE:N	18	1.88
(1,37)	1:A:104:ARG:N	2:B:80:ILE:O	18	1.88
(1,37)	1:A:104:ARG:N	2:B:84:GLN:C	18	1.88
(1,37)	1:A:104:ARG:N	2:B:84:GLN:CA	18	1.88
(1,37)	1:A:104:ARG:N	2:B:84:GLN:CB	18	1.88
(1,37)	1:A:104:ARG:N	2:B:84:GLN:CD	18	1.88
(1,37)	1:A:104:ARG:N	2:B:84:GLN:CG	18	1.88
(1,37)	1:A:104:ARG:N	2:B:84:GLN:H	18	1.88
(1,37)	1:A:104:ARG:N	2:B:84:GLN:HA	18	1.88
(1,37)	1:A:104:ARG:N	2:B:84:GLN:HB2	18	1.88
(1,37)	1:A:104:ARG:N	2:B:84:GLN:HB3	18	1.88
(1,37)	1:A:104:ARG:N	2:B:84:GLN:HE21	18	1.88
(1,37)	1:A:104:ARG:N	2:B:84:GLN:HE22	18	1.88
(1,37)	1:A:104:ARG:N	2:B:84:GLN:HG2	18	1.88
(1,37)	1:A:104:ARG:N	2:B:84:GLN:HG3	18	1.88
(1,37)	1:A:104:ARG:N	2:B:84:GLN:N	18	1.88
(1,37)	1:A:104:ARG:N	2:B:84:GLN:NE2	18	1.88
(1,37)	1:A:104:ARG:N	2:B:84:GLN:O	18	1.88
(1,37)	1:A:104:ARG:N	2:B:84:GLN:OE1	18	1.88
(1,37)	1:A:104:ARG:N	2:B:97:THR:C	18	1.88
(1,37)	1:A:104:ARG:N	2:B:97:THR:CA	18	1.88
(1,37)	1:A:104:ARG:N	2:B:97:THR:CB	18	1.88
(1,37)	1:A:104:ARG:N	2:B:97:THR:CG2	18	1.88

*Continued on next page...*

*Continued from previous page...*

Key	Atom-1	Atom-2	Model ID	Violation (Å)
(1,37)	1:A:104:ARG:N	2:B:97:THR:H	18	1.88
(1,37)	1:A:104:ARG:N	2:B:97:THR:HA	18	1.88
(1,37)	1:A:104:ARG:N	2:B:97:THR:HB	18	1.88
(1,37)	1:A:104:ARG:N	2:B:97:THR:HG1	18	1.88
(1,37)	1:A:104:ARG:N	2:B:97:THR:HG21	18	1.88
(1,37)	1:A:104:ARG:N	2:B:97:THR:HG22	18	1.88
(1,37)	1:A:104:ARG:N	2:B:97:THR:HG23	18	1.88
(1,37)	1:A:104:ARG:N	2:B:97:THR:N	18	1.88
(1,37)	1:A:104:ARG:N	2:B:97:THR:O	18	1.88
(1,37)	1:A:104:ARG:N	2:B:97:THR:OG1	18	1.88
(1,37)	1:A:104:ARG:N	2:B:99:HIS:C	18	1.88
(1,37)	1:A:104:ARG:N	2:B:99:HIS:CA	18	1.88
(1,37)	1:A:104:ARG:N	2:B:99:HIS:CB	18	1.88
(1,37)	1:A:104:ARG:N	2:B:99:HIS:CD2	18	1.88
(1,37)	1:A:104:ARG:N	2:B:99:HIS:CE1	18	1.88
(1,37)	1:A:104:ARG:N	2:B:99:HIS:CG	18	1.88
(1,37)	1:A:104:ARG:N	2:B:99:HIS:H	18	1.88
(1,37)	1:A:104:ARG:N	2:B:99:HIS:HA	18	1.88
(1,37)	1:A:104:ARG:N	2:B:99:HIS:HB2	18	1.88
(1,37)	1:A:104:ARG:N	2:B:99:HIS:HB3	18	1.88
(1,37)	1:A:104:ARG:N	2:B:99:HIS:HD1	18	1.88
(1,37)	1:A:104:ARG:N	2:B:99:HIS:HD2	18	1.88
(1,37)	1:A:104:ARG:N	2:B:99:HIS:HE1	18	1.88
(1,37)	1:A:104:ARG:N	2:B:99:HIS:HE2	18	1.88
(1,37)	1:A:104:ARG:N	2:B:99:HIS:N	18	1.88
(1,37)	1:A:104:ARG:N	2:B:99:HIS:ND1	18	1.88
(1,37)	1:A:104:ARG:N	2:B:99:HIS:NE2	18	1.88
(1,37)	1:A:104:ARG:N	2:B:99:HIS:O	18	1.88
(1,37)	1:A:104:ARG:N	2:B:101:VAL:C	18	1.88
(1,37)	1:A:104:ARG:N	2:B:101:VAL:CA	18	1.88
(1,37)	1:A:104:ARG:N	2:B:101:VAL:CB	18	1.88
(1,37)	1:A:104:ARG:N	2:B:101:VAL:CG1	18	1.88
(1,37)	1:A:104:ARG:N	2:B:101:VAL:CG2	18	1.88
(1,37)	1:A:104:ARG:N	2:B:101:VAL:H	18	1.88
(1,37)	1:A:104:ARG:N	2:B:101:VAL:HA	18	1.88
(1,37)	1:A:104:ARG:N	2:B:101:VAL:HB	18	1.88
(1,37)	1:A:104:ARG:N	2:B:101:VAL:HG11	18	1.88
(1,37)	1:A:104:ARG:N	2:B:101:VAL:HG12	18	1.88
(1,37)	1:A:104:ARG:N	2:B:101:VAL:HG13	18	1.88
(1,37)	1:A:104:ARG:N	2:B:101:VAL:HG21	18	1.88
(1,37)	1:A:104:ARG:N	2:B:101:VAL:HG22	18	1.88
(1,37)	1:A:104:ARG:N	2:B:101:VAL:HG23	18	1.88

*Continued on next page...*

*Continued from previous page...*

Key	Atom-1	Atom-2	Model ID	Violation (Å)
(1,37)	1:A:104:ARG:N	2:B:101:VAL:N	18	1.88
(1,37)	1:A:104:ARG:N	2:B:101:VAL:O	18	1.88
(1,37)	1:A:104:ARG:NE	2:B:75:ILE:C	18	1.88
(1,37)	1:A:104:ARG:NE	2:B:75:ILE:CA	18	1.88
(1,37)	1:A:104:ARG:NE	2:B:75:ILE:CB	18	1.88
(1,37)	1:A:104:ARG:NE	2:B:75:ILE:CD1	18	1.88
(1,37)	1:A:104:ARG:NE	2:B:75:ILE:CG1	18	1.88
(1,37)	1:A:104:ARG:NE	2:B:75:ILE:CG2	18	1.88
(1,37)	1:A:104:ARG:NE	2:B:75:ILE:H	18	1.88
(1,37)	1:A:104:ARG:NE	2:B:75:ILE:HA	18	1.88
(1,37)	1:A:104:ARG:NE	2:B:75:ILE:HB	18	1.88
(1,37)	1:A:104:ARG:NE	2:B:75:ILE:HD11	18	1.88
(1,37)	1:A:104:ARG:NE	2:B:75:ILE:HD12	18	1.88
(1,37)	1:A:104:ARG:NE	2:B:75:ILE:HD13	18	1.88
(1,37)	1:A:104:ARG:NE	2:B:75:ILE:HG12	18	1.88
(1,37)	1:A:104:ARG:NE	2:B:75:ILE:HG13	18	1.88
(1,37)	1:A:104:ARG:NE	2:B:75:ILE:HG21	18	1.88
(1,37)	1:A:104:ARG:NE	2:B:75:ILE:HG22	18	1.88
(1,37)	1:A:104:ARG:NE	2:B:75:ILE:HG23	18	1.88
(1,37)	1:A:104:ARG:NE	2:B:75:ILE:N	18	1.88
(1,37)	1:A:104:ARG:NE	2:B:75:ILE:O	18	1.88
(1,37)	1:A:104:ARG:NE	2:B:77:ALA:C	18	1.88
(1,37)	1:A:104:ARG:NE	2:B:77:ALA:CA	18	1.88
(1,37)	1:A:104:ARG:NE	2:B:77:ALA:CB	18	1.88
(1,37)	1:A:104:ARG:NE	2:B:77:ALA:H	18	1.88
(1,37)	1:A:104:ARG:NE	2:B:77:ALA:HA	18	1.88
(1,37)	1:A:104:ARG:NE	2:B:77:ALA:HB1	18	1.88
(1,37)	1:A:104:ARG:NE	2:B:77:ALA:HB2	18	1.88
(1,37)	1:A:104:ARG:NE	2:B:77:ALA:HB3	18	1.88
(1,37)	1:A:104:ARG:NE	2:B:77:ALA:N	18	1.88
(1,37)	1:A:104:ARG:NE	2:B:77:ALA:O	18	1.88
(1,37)	1:A:104:ARG:NE	2:B:78:GLY:C	18	1.88
(1,37)	1:A:104:ARG:NE	2:B:78:GLY:CA	18	1.88
(1,37)	1:A:104:ARG:NE	2:B:78:GLY:H	18	1.88
(1,37)	1:A:104:ARG:NE	2:B:78:GLY:HA2	18	1.88
(1,37)	1:A:104:ARG:NE	2:B:78:GLY:HA3	18	1.88
(1,37)	1:A:104:ARG:NE	2:B:78:GLY:N	18	1.88
(1,37)	1:A:104:ARG:NE	2:B:78:GLY:O	18	1.88
(1,37)	1:A:104:ARG:NE	2:B:79:LYS:C	18	1.88
(1,37)	1:A:104:ARG:NE	2:B:79:LYS:CA	18	1.88
(1,37)	1:A:104:ARG:NE	2:B:79:LYS:CB	18	1.88
(1,37)	1:A:104:ARG:NE	2:B:79:LYS:CD	18	1.88

*Continued on next page...*

*Continued from previous page...*

Key	Atom-1	Atom-2	Model ID	Violation (Å)
(1,37)	1:A:104:ARG:NE	2:B:79:LYS:CE	18	1.88
(1,37)	1:A:104:ARG:NE	2:B:79:LYS:CG	18	1.88
(1,37)	1:A:104:ARG:NE	2:B:79:LYS:H	18	1.88
(1,37)	1:A:104:ARG:NE	2:B:79:LYS:HA	18	1.88
(1,37)	1:A:104:ARG:NE	2:B:79:LYS:HB2	18	1.88
(1,37)	1:A:104:ARG:NE	2:B:79:LYS:HB3	18	1.88
(1,37)	1:A:104:ARG:NE	2:B:79:LYS:HD2	18	1.88
(1,37)	1:A:104:ARG:NE	2:B:79:LYS:HD3	18	1.88
(1,37)	1:A:104:ARG:NE	2:B:79:LYS:HE2	18	1.88
(1,37)	1:A:104:ARG:NE	2:B:79:LYS:HE3	18	1.88
(1,37)	1:A:104:ARG:NE	2:B:79:LYS:HG2	18	1.88
(1,37)	1:A:104:ARG:NE	2:B:79:LYS:HG3	18	1.88
(1,37)	1:A:104:ARG:NE	2:B:79:LYS:HZ1	18	1.88
(1,37)	1:A:104:ARG:NE	2:B:79:LYS:HZ2	18	1.88
(1,37)	1:A:104:ARG:NE	2:B:79:LYS:HZ3	18	1.88
(1,37)	1:A:104:ARG:NE	2:B:79:LYS:N	18	1.88
(1,37)	1:A:104:ARG:NE	2:B:79:LYS:NZ	18	1.88
(1,37)	1:A:104:ARG:NE	2:B:79:LYS:O	18	1.88
(1,37)	1:A:104:ARG:NE	2:B:80:ILE:C	18	1.88
(1,37)	1:A:104:ARG:NE	2:B:80:ILE:CA	18	1.88
(1,37)	1:A:104:ARG:NE	2:B:80:ILE:CB	18	1.88
(1,37)	1:A:104:ARG:NE	2:B:80:ILE:CD1	18	1.88
(1,37)	1:A:104:ARG:NE	2:B:80:ILE:CG1	18	1.88
(1,37)	1:A:104:ARG:NE	2:B:80:ILE:CG2	18	1.88
(1,37)	1:A:104:ARG:NE	2:B:80:ILE:H	18	1.88
(1,37)	1:A:104:ARG:NE	2:B:80:ILE:HA	18	1.88
(1,37)	1:A:104:ARG:NE	2:B:80:ILE:HB	18	1.88
(1,37)	1:A:104:ARG:NE	2:B:80:ILE:HD11	18	1.88
(1,37)	1:A:104:ARG:NE	2:B:80:ILE:HD12	18	1.88
(1,37)	1:A:104:ARG:NE	2:B:80:ILE:HD13	18	1.88
(1,37)	1:A:104:ARG:NE	2:B:80:ILE:HG12	18	1.88
(1,37)	1:A:104:ARG:NE	2:B:80:ILE:HG13	18	1.88
(1,37)	1:A:104:ARG:NE	2:B:80:ILE:HG21	18	1.88
(1,37)	1:A:104:ARG:NE	2:B:80:ILE:HG22	18	1.88
(1,37)	1:A:104:ARG:NE	2:B:80:ILE:HG23	18	1.88
(1,37)	1:A:104:ARG:NE	2:B:80:ILE:N	18	1.88
(1,37)	1:A:104:ARG:NE	2:B:80:ILE:O	18	1.88
(1,37)	1:A:104:ARG:NE	2:B:84:GLN:C	18	1.88
(1,37)	1:A:104:ARG:NE	2:B:84:GLN:CA	18	1.88
(1,37)	1:A:104:ARG:NE	2:B:84:GLN:CB	18	1.88
(1,37)	1:A:104:ARG:NE	2:B:84:GLN:CD	18	1.88
(1,37)	1:A:104:ARG:NE	2:B:84:GLN:CG	18	1.88

*Continued on next page...*

*Continued from previous page...*

Key	Atom-1	Atom-2	Model ID	Violation (Å)
(1,37)	1:A:104:ARG:NE	2:B:84:GLN:H	18	1.88
(1,37)	1:A:104:ARG:NE	2:B:84:GLN:HA	18	1.88
(1,37)	1:A:104:ARG:NE	2:B:84:GLN:HB2	18	1.88
(1,37)	1:A:104:ARG:NE	2:B:84:GLN:HB3	18	1.88
(1,37)	1:A:104:ARG:NE	2:B:84:GLN:HE21	18	1.88
(1,37)	1:A:104:ARG:NE	2:B:84:GLN:HE22	18	1.88
(1,37)	1:A:104:ARG:NE	2:B:84:GLN:HG2	18	1.88
(1,37)	1:A:104:ARG:NE	2:B:84:GLN:HG3	18	1.88
(1,37)	1:A:104:ARG:NE	2:B:84:GLN:N	18	1.88
(1,37)	1:A:104:ARG:NE	2:B:84:GLN:NE2	18	1.88
(1,37)	1:A:104:ARG:NE	2:B:84:GLN:O	18	1.88
(1,37)	1:A:104:ARG:NE	2:B:84:GLN:OE1	18	1.88
(1,37)	1:A:104:ARG:NE	2:B:97:THR:C	18	1.88
(1,37)	1:A:104:ARG:NE	2:B:97:THR:CA	18	1.88
(1,37)	1:A:104:ARG:NE	2:B:97:THR:CB	18	1.88
(1,37)	1:A:104:ARG:NE	2:B:97:THR:CG2	18	1.88
(1,37)	1:A:104:ARG:NE	2:B:97:THR:H	18	1.88
(1,37)	1:A:104:ARG:NE	2:B:97:THR:HA	18	1.88
(1,37)	1:A:104:ARG:NE	2:B:97:THR:HB	18	1.88
(1,37)	1:A:104:ARG:NE	2:B:97:THR:HG1	18	1.88
(1,37)	1:A:104:ARG:NE	2:B:97:THR:HG21	18	1.88
(1,37)	1:A:104:ARG:NE	2:B:97:THR:HG22	18	1.88
(1,37)	1:A:104:ARG:NE	2:B:97:THR:HG23	18	1.88
(1,37)	1:A:104:ARG:NE	2:B:97:THR:N	18	1.88
(1,37)	1:A:104:ARG:NE	2:B:97:THR:O	18	1.88
(1,37)	1:A:104:ARG:NE	2:B:97:THR:OG1	18	1.88
(1,37)	1:A:104:ARG:NE	2:B:99:HIS:C	18	1.88
(1,37)	1:A:104:ARG:NE	2:B:99:HIS:CA	18	1.88
(1,37)	1:A:104:ARG:NE	2:B:99:HIS:CB	18	1.88
(1,37)	1:A:104:ARG:NE	2:B:99:HIS:CD2	18	1.88
(1,37)	1:A:104:ARG:NE	2:B:99:HIS:CE1	18	1.88
(1,37)	1:A:104:ARG:NE	2:B:99:HIS:CG	18	1.88
(1,37)	1:A:104:ARG:NE	2:B:99:HIS:H	18	1.88
(1,37)	1:A:104:ARG:NE	2:B:99:HIS:HA	18	1.88
(1,37)	1:A:104:ARG:NE	2:B:99:HIS:HB2	18	1.88
(1,37)	1:A:104:ARG:NE	2:B:99:HIS:HB3	18	1.88
(1,37)	1:A:104:ARG:NE	2:B:99:HIS:HD1	18	1.88
(1,37)	1:A:104:ARG:NE	2:B:99:HIS:HD2	18	1.88
(1,37)	1:A:104:ARG:NE	2:B:99:HIS:HE1	18	1.88
(1,37)	1:A:104:ARG:NE	2:B:99:HIS:HE2	18	1.88
(1,37)	1:A:104:ARG:NE	2:B:99:HIS:N	18	1.88
(1,37)	1:A:104:ARG:NE	2:B:99:HIS:ND1	18	1.88

*Continued on next page...*

*Continued from previous page...*

Key	Atom-1	Atom-2	Model ID	Violation (Å)
(1,37)	1:A:104:ARG:NE	2:B:99:HIS:NE2	18	1.88
(1,37)	1:A:104:ARG:NE	2:B:99:HIS:O	18	1.88
(1,37)	1:A:104:ARG:NE	2:B:101:VAL:C	18	1.88
(1,37)	1:A:104:ARG:NE	2:B:101:VAL:CA	18	1.88
(1,37)	1:A:104:ARG:NE	2:B:101:VAL:CB	18	1.88
(1,37)	1:A:104:ARG:NE	2:B:101:VAL:CG1	18	1.88
(1,37)	1:A:104:ARG:NE	2:B:101:VAL:CG2	18	1.88
(1,37)	1:A:104:ARG:NE	2:B:101:VAL:H	18	1.88
(1,37)	1:A:104:ARG:NE	2:B:101:VAL:HA	18	1.88
(1,37)	1:A:104:ARG:NE	2:B:101:VAL:HB	18	1.88
(1,37)	1:A:104:ARG:NE	2:B:101:VAL:HG11	18	1.88
(1,37)	1:A:104:ARG:NE	2:B:101:VAL:HG12	18	1.88
(1,37)	1:A:104:ARG:NE	2:B:101:VAL:HG13	18	1.88
(1,37)	1:A:104:ARG:NE	2:B:101:VAL:HG21	18	1.88
(1,37)	1:A:104:ARG:NE	2:B:101:VAL:HG22	18	1.88
(1,37)	1:A:104:ARG:NE	2:B:101:VAL:HG23	18	1.88
(1,37)	1:A:104:ARG:NE	2:B:101:VAL:N	18	1.88
(1,37)	1:A:104:ARG:NE	2:B:101:VAL:O	18	1.88
(1,37)	1:A:104:ARG:NH1	2:B:75:ILE:C	18	1.88
(1,37)	1:A:104:ARG:NH1	2:B:75:ILE:CA	18	1.88
(1,37)	1:A:104:ARG:NH1	2:B:75:ILE:CB	18	1.88
(1,37)	1:A:104:ARG:NH1	2:B:75:ILE:CD1	18	1.88
(1,37)	1:A:104:ARG:NH1	2:B:75:ILE:CG1	18	1.88
(1,37)	1:A:104:ARG:NH1	2:B:75:ILE:CG2	18	1.88
(1,37)	1:A:104:ARG:NH1	2:B:75:ILE:H	18	1.88
(1,37)	1:A:104:ARG:NH1	2:B:75:ILE:HA	18	1.88
(1,37)	1:A:104:ARG:NH1	2:B:75:ILE:HB	18	1.88
(1,37)	1:A:104:ARG:NH1	2:B:75:ILE:HD11	18	1.88
(1,37)	1:A:104:ARG:NH1	2:B:75:ILE:HD12	18	1.88
(1,37)	1:A:104:ARG:NH1	2:B:75:ILE:HD13	18	1.88
(1,37)	1:A:104:ARG:NH1	2:B:75:ILE:HG12	18	1.88
(1,37)	1:A:104:ARG:NH1	2:B:75:ILE:HG13	18	1.88
(1,37)	1:A:104:ARG:NH1	2:B:75:ILE:HG21	18	1.88
(1,37)	1:A:104:ARG:NH1	2:B:75:ILE:HG22	18	1.88
(1,37)	1:A:104:ARG:NH1	2:B:75:ILE:HG23	18	1.88
(1,37)	1:A:104:ARG:NH1	2:B:75:ILE:N	18	1.88
(1,37)	1:A:104:ARG:NH1	2:B:75:ILE:O	18	1.88
(1,37)	1:A:104:ARG:NH1	2:B:77:ALA:C	18	1.88
(1,37)	1:A:104:ARG:NH1	2:B:77:ALA:CA	18	1.88
(1,37)	1:A:104:ARG:NH1	2:B:77:ALA:CB	18	1.88
(1,37)	1:A:104:ARG:NH1	2:B:77:ALA:H	18	1.88
(1,37)	1:A:104:ARG:NH1	2:B:77:ALA:HA	18	1.88

*Continued on next page...*



*Continued from previous page...*

Key	Atom-1	Atom-2	Model ID	Violation (Å)
(1,37)	1:A:104:ARG:NH1	2:B:77:ALA:HB1	18	1.88
(1,37)	1:A:104:ARG:NH1	2:B:77:ALA:HB2	18	1.88
(1,37)	1:A:104:ARG:NH1	2:B:77:ALA:HB3	18	1.88
(1,37)	1:A:104:ARG:NH1	2:B:77:ALA:N	18	1.88
(1,37)	1:A:104:ARG:NH1	2:B:77:ALA:O	18	1.88
(1,37)	1:A:104:ARG:NH1	2:B:78:GLY:C	18	1.88
(1,37)	1:A:104:ARG:NH1	2:B:78:GLY:CA	18	1.88
(1,37)	1:A:104:ARG:NH1	2:B:78:GLY:H	18	1.88
(1,37)	1:A:104:ARG:NH1	2:B:78:GLY:HA2	18	1.88
(1,37)	1:A:104:ARG:NH1	2:B:78:GLY:HA3	18	1.88
(1,37)	1:A:104:ARG:NH1	2:B:78:GLY:N	18	1.88
(1,37)	1:A:104:ARG:NH1	2:B:78:GLY:O	18	1.88
(1,37)	1:A:104:ARG:NH1	2:B:79:LYS:C	18	1.88
(1,37)	1:A:104:ARG:NH1	2:B:79:LYS:CA	18	1.88
(1,37)	1:A:104:ARG:NH1	2:B:79:LYS:CB	18	1.88
(1,37)	1:A:104:ARG:NH1	2:B:79:LYS:CD	18	1.88
(1,37)	1:A:104:ARG:NH1	2:B:79:LYS:CE	18	1.88
(1,37)	1:A:104:ARG:NH1	2:B:79:LYS:CG	18	1.88
(1,37)	1:A:104:ARG:NH1	2:B:79:LYS:H	18	1.88
(1,37)	1:A:104:ARG:NH1	2:B:79:LYS:HA	18	1.88
(1,37)	1:A:104:ARG:NH1	2:B:79:LYS:HB2	18	1.88
(1,37)	1:A:104:ARG:NH1	2:B:79:LYS:HB3	18	1.88
(1,37)	1:A:104:ARG:NH1	2:B:79:LYS:HD2	18	1.88
(1,37)	1:A:104:ARG:NH1	2:B:79:LYS:HD3	18	1.88
(1,37)	1:A:104:ARG:NH1	2:B:79:LYS:HE2	18	1.88
(1,37)	1:A:104:ARG:NH1	2:B:79:LYS:HE3	18	1.88
(1,37)	1:A:104:ARG:NH1	2:B:79:LYS:HG2	18	1.88
(1,37)	1:A:104:ARG:NH1	2:B:79:LYS:HG3	18	1.88
(1,37)	1:A:104:ARG:NH1	2:B:79:LYS:HZ1	18	1.88
(1,37)	1:A:104:ARG:NH1	2:B:79:LYS:HZ2	18	1.88
(1,37)	1:A:104:ARG:NH1	2:B:79:LYS:HZ3	18	1.88
(1,37)	1:A:104:ARG:NH1	2:B:79:LYS:N	18	1.88
(1,37)	1:A:104:ARG:NH1	2:B:79:LYS:NZ	18	1.88
(1,37)	1:A:104:ARG:NH1	2:B:79:LYS:O	18	1.88
(1,37)	1:A:104:ARG:NH1	2:B:80:ILE:C	18	1.88
(1,37)	1:A:104:ARG:NH1	2:B:80:ILE:CA	18	1.88
(1,37)	1:A:104:ARG:NH1	2:B:80:ILE:CB	18	1.88
(1,37)	1:A:104:ARG:NH1	2:B:80:ILE:CD1	18	1.88
(1,37)	1:A:104:ARG:NH1	2:B:80:ILE:CG1	18	1.88
(1,37)	1:A:104:ARG:NH1	2:B:80:ILE:CG2	18	1.88
(1,37)	1:A:104:ARG:NH1	2:B:80:ILE:H	18	1.88
(1,37)	1:A:104:ARG:NH1	2:B:80:ILE:HA	18	1.88

*Continued on next page...*

*Continued from previous page...*

Key	Atom-1	Atom-2	Model ID	Violation (Å)
(1,37)	1:A:104:ARG:NH1	2:B:80:ILE:HB	18	1.88
(1,37)	1:A:104:ARG:NH1	2:B:80:ILE:HD11	18	1.88
(1,37)	1:A:104:ARG:NH1	2:B:80:ILE:HD12	18	1.88
(1,37)	1:A:104:ARG:NH1	2:B:80:ILE:HD13	18	1.88
(1,37)	1:A:104:ARG:NH1	2:B:80:ILE:HG12	18	1.88
(1,37)	1:A:104:ARG:NH1	2:B:80:ILE:HG13	18	1.88
(1,37)	1:A:104:ARG:NH1	2:B:80:ILE:HG21	18	1.88
(1,37)	1:A:104:ARG:NH1	2:B:80:ILE:HG22	18	1.88
(1,37)	1:A:104:ARG:NH1	2:B:80:ILE:HG23	18	1.88
(1,37)	1:A:104:ARG:NH1	2:B:80:ILE:N	18	1.88
(1,37)	1:A:104:ARG:NH1	2:B:80:ILE:O	18	1.88
(1,37)	1:A:104:ARG:NH1	2:B:84:GLN:C	18	1.88
(1,37)	1:A:104:ARG:NH1	2:B:84:GLN:CA	18	1.88
(1,37)	1:A:104:ARG:NH1	2:B:84:GLN:CB	18	1.88
(1,37)	1:A:104:ARG:NH1	2:B:84:GLN:CD	18	1.88
(1,37)	1:A:104:ARG:NH1	2:B:84:GLN:CG	18	1.88
(1,37)	1:A:104:ARG:NH1	2:B:84:GLN:H	18	1.88
(1,37)	1:A:104:ARG:NH1	2:B:84:GLN:HA	18	1.88
(1,37)	1:A:104:ARG:NH1	2:B:84:GLN:HB2	18	1.88
(1,37)	1:A:104:ARG:NH1	2:B:84:GLN:HB3	18	1.88
(1,37)	1:A:104:ARG:NH1	2:B:84:GLN:HE21	18	1.88
(1,37)	1:A:104:ARG:NH1	2:B:84:GLN:HE22	18	1.88
(1,37)	1:A:104:ARG:NH1	2:B:84:GLN:HG2	18	1.88
(1,37)	1:A:104:ARG:NH1	2:B:84:GLN:HG3	18	1.88
(1,37)	1:A:104:ARG:NH1	2:B:84:GLN:N	18	1.88
(1,37)	1:A:104:ARG:NH1	2:B:84:GLN:NE2	18	1.88
(1,37)	1:A:104:ARG:NH1	2:B:84:GLN:O	18	1.88
(1,37)	1:A:104:ARG:NH1	2:B:84:GLN:OE1	18	1.88
(1,37)	1:A:104:ARG:NH1	2:B:97:THR:C	18	1.88
(1,37)	1:A:104:ARG:NH1	2:B:97:THR:CA	18	1.88
(1,37)	1:A:104:ARG:NH1	2:B:97:THR:CB	18	1.88
(1,37)	1:A:104:ARG:NH1	2:B:97:THR:CG2	18	1.88
(1,37)	1:A:104:ARG:NH1	2:B:97:THR:H	18	1.88
(1,37)	1:A:104:ARG:NH1	2:B:97:THR:HA	18	1.88
(1,37)	1:A:104:ARG:NH1	2:B:97:THR:HB	18	1.88
(1,37)	1:A:104:ARG:NH1	2:B:97:THR:HG1	18	1.88
(1,37)	1:A:104:ARG:NH1	2:B:97:THR:HG21	18	1.88
(1,37)	1:A:104:ARG:NH1	2:B:97:THR:HG22	18	1.88
(1,37)	1:A:104:ARG:NH1	2:B:97:THR:HG23	18	1.88
(1,37)	1:A:104:ARG:NH1	2:B:97:THR:N	18	1.88
(1,37)	1:A:104:ARG:NH1	2:B:97:THR:O	18	1.88
(1,37)	1:A:104:ARG:NH1	2:B:97:THR:OG1	18	1.88

*Continued on next page...*

*Continued from previous page...*

Key	Atom-1	Atom-2	Model ID	Violation (Å)
(1,37)	1:A:104:ARG:NH1	2:B:99:HIS:C	18	1.88
(1,37)	1:A:104:ARG:NH1	2:B:99:HIS:CA	18	1.88
(1,37)	1:A:104:ARG:NH1	2:B:99:HIS:CB	18	1.88
(1,37)	1:A:104:ARG:NH1	2:B:99:HIS:CD2	18	1.88
(1,37)	1:A:104:ARG:NH1	2:B:99:HIS:CE1	18	1.88
(1,37)	1:A:104:ARG:NH1	2:B:99:HIS:CG	18	1.88
(1,37)	1:A:104:ARG:NH1	2:B:99:HIS:H	18	1.88
(1,37)	1:A:104:ARG:NH1	2:B:99:HIS:HA	18	1.88
(1,37)	1:A:104:ARG:NH1	2:B:99:HIS:HB2	18	1.88
(1,37)	1:A:104:ARG:NH1	2:B:99:HIS:HB3	18	1.88
(1,37)	1:A:104:ARG:NH1	2:B:99:HIS:HD1	18	1.88
(1,37)	1:A:104:ARG:NH1	2:B:99:HIS:HD2	18	1.88
(1,37)	1:A:104:ARG:NH1	2:B:99:HIS:HE1	18	1.88
(1,37)	1:A:104:ARG:NH1	2:B:99:HIS:HE2	18	1.88
(1,37)	1:A:104:ARG:NH1	2:B:99:HIS:N	18	1.88
(1,37)	1:A:104:ARG:NH1	2:B:99:HIS:ND1	18	1.88
(1,37)	1:A:104:ARG:NH1	2:B:99:HIS:NE2	18	1.88
(1,37)	1:A:104:ARG:NH1	2:B:99:HIS:O	18	1.88
(1,37)	1:A:104:ARG:NH1	2:B:101:VAL:C	18	1.88
(1,37)	1:A:104:ARG:NH1	2:B:101:VAL:CA	18	1.88
(1,37)	1:A:104:ARG:NH1	2:B:101:VAL:CB	18	1.88
(1,37)	1:A:104:ARG:NH1	2:B:101:VAL:CG1	18	1.88
(1,37)	1:A:104:ARG:NH1	2:B:101:VAL:CG2	18	1.88
(1,37)	1:A:104:ARG:NH1	2:B:101:VAL:H	18	1.88
(1,37)	1:A:104:ARG:NH1	2:B:101:VAL:HA	18	1.88
(1,37)	1:A:104:ARG:NH1	2:B:101:VAL:HB	18	1.88
(1,37)	1:A:104:ARG:NH1	2:B:101:VAL:HG11	18	1.88
(1,37)	1:A:104:ARG:NH1	2:B:101:VAL:HG12	18	1.88
(1,37)	1:A:104:ARG:NH1	2:B:101:VAL:HG13	18	1.88
(1,37)	1:A:104:ARG:NH1	2:B:101:VAL:HG21	18	1.88
(1,37)	1:A:104:ARG:NH1	2:B:101:VAL:HG22	18	1.88
(1,37)	1:A:104:ARG:NH1	2:B:101:VAL:HG23	18	1.88
(1,37)	1:A:104:ARG:NH1	2:B:101:VAL:N	18	1.88
(1,37)	1:A:104:ARG:NH1	2:B:101:VAL:O	18	1.88
(1,37)	1:A:104:ARG:NH2	2:B:75:ILE:C	18	1.88
(1,37)	1:A:104:ARG:NH2	2:B:75:ILE:CA	18	1.88
(1,37)	1:A:104:ARG:NH2	2:B:75:ILE:CB	18	1.88
(1,37)	1:A:104:ARG:NH2	2:B:75:ILE:CD1	18	1.88
(1,37)	1:A:104:ARG:NH2	2:B:75:ILE:CG1	18	1.88
(1,37)	1:A:104:ARG:NH2	2:B:75:ILE:CG2	18	1.88
(1,37)	1:A:104:ARG:NH2	2:B:75:ILE:H	18	1.88
(1,37)	1:A:104:ARG:NH2	2:B:75:ILE:HA	18	1.88

*Continued on next page...*

*Continued from previous page...*

Key	Atom-1	Atom-2	Model ID	Violation (Å)
(1,37)	1:A:104:ARG:NH2	2:B:75:ILE:HB	18	1.88
(1,37)	1:A:104:ARG:NH2	2:B:75:ILE:HD11	18	1.88
(1,37)	1:A:104:ARG:NH2	2:B:75:ILE:HD12	18	1.88
(1,37)	1:A:104:ARG:NH2	2:B:75:ILE:HD13	18	1.88
(1,37)	1:A:104:ARG:NH2	2:B:75:ILE:HG12	18	1.88
(1,37)	1:A:104:ARG:NH2	2:B:75:ILE:HG13	18	1.88
(1,37)	1:A:104:ARG:NH2	2:B:75:ILE:HG21	18	1.88
(1,37)	1:A:104:ARG:NH2	2:B:75:ILE:HG22	18	1.88
(1,37)	1:A:104:ARG:NH2	2:B:75:ILE:HG23	18	1.88
(1,37)	1:A:104:ARG:NH2	2:B:75:ILE:N	18	1.88
(1,37)	1:A:104:ARG:NH2	2:B:75:ILE:O	18	1.88
(1,37)	1:A:104:ARG:NH2	2:B:77:ALA:C	18	1.88
(1,37)	1:A:104:ARG:NH2	2:B:77:ALA:CA	18	1.88
(1,37)	1:A:104:ARG:NH2	2:B:77:ALA:CB	18	1.88
(1,37)	1:A:104:ARG:NH2	2:B:77:ALA:H	18	1.88
(1,37)	1:A:104:ARG:NH2	2:B:77:ALA:HA	18	1.88
(1,37)	1:A:104:ARG:NH2	2:B:77:ALA:HB1	18	1.88
(1,37)	1:A:104:ARG:NH2	2:B:77:ALA:HB2	18	1.88
(1,37)	1:A:104:ARG:NH2	2:B:77:ALA:HB3	18	1.88
(1,37)	1:A:104:ARG:NH2	2:B:77:ALA:N	18	1.88
(1,37)	1:A:104:ARG:NH2	2:B:77:ALA:O	18	1.88
(1,37)	1:A:104:ARG:NH2	2:B:78:GLY:C	18	1.88
(1,37)	1:A:104:ARG:NH2	2:B:78:GLY:CA	18	1.88
(1,37)	1:A:104:ARG:NH2	2:B:78:GLY:H	18	1.88
(1,37)	1:A:104:ARG:NH2	2:B:78:GLY:HA2	18	1.88
(1,37)	1:A:104:ARG:NH2	2:B:78:GLY:HA3	18	1.88
(1,37)	1:A:104:ARG:NH2	2:B:78:GLY:N	18	1.88
(1,37)	1:A:104:ARG:NH2	2:B:78:GLY:O	18	1.88
(1,37)	1:A:104:ARG:NH2	2:B:79:LYS:C	18	1.88
(1,37)	1:A:104:ARG:NH2	2:B:79:LYS:CA	18	1.88
(1,37)	1:A:104:ARG:NH2	2:B:79:LYS:CB	18	1.88
(1,37)	1:A:104:ARG:NH2	2:B:79:LYS:CD	18	1.88
(1,37)	1:A:104:ARG:NH2	2:B:79:LYS:CE	18	1.88
(1,37)	1:A:104:ARG:NH2	2:B:79:LYS:CG	18	1.88
(1,37)	1:A:104:ARG:NH2	2:B:79:LYS:H	18	1.88
(1,37)	1:A:104:ARG:NH2	2:B:79:LYS:HA	18	1.88
(1,37)	1:A:104:ARG:NH2	2:B:79:LYS:HB2	18	1.88
(1,37)	1:A:104:ARG:NH2	2:B:79:LYS:HB3	18	1.88
(1,37)	1:A:104:ARG:NH2	2:B:79:LYS:HD2	18	1.88
(1,37)	1:A:104:ARG:NH2	2:B:79:LYS:HD3	18	1.88
(1,37)	1:A:104:ARG:NH2	2:B:79:LYS:HE2	18	1.88
(1,37)	1:A:104:ARG:NH2	2:B:79:LYS:HE3	18	1.88

*Continued on next page...*

*Continued from previous page...*

Key	Atom-1	Atom-2	Model ID	Violation (Å)
(1,37)	1:A:104:ARG:NH2	2:B:79:LYS:HG2	18	1.88
(1,37)	1:A:104:ARG:NH2	2:B:79:LYS:HG3	18	1.88
(1,37)	1:A:104:ARG:NH2	2:B:79:LYS:HZ1	18	1.88
(1,37)	1:A:104:ARG:NH2	2:B:79:LYS:HZ2	18	1.88
(1,37)	1:A:104:ARG:NH2	2:B:79:LYS:HZ3	18	1.88
(1,37)	1:A:104:ARG:NH2	2:B:79:LYS:N	18	1.88
(1,37)	1:A:104:ARG:NH2	2:B:79:LYS:NZ	18	1.88
(1,37)	1:A:104:ARG:NH2	2:B:79:LYS:O	18	1.88
(1,37)	1:A:104:ARG:NH2	2:B:80:ILE:C	18	1.88
(1,37)	1:A:104:ARG:NH2	2:B:80:ILE:CA	18	1.88
(1,37)	1:A:104:ARG:NH2	2:B:80:ILE:CB	18	1.88
(1,37)	1:A:104:ARG:NH2	2:B:80:ILE:CD1	18	1.88
(1,37)	1:A:104:ARG:NH2	2:B:80:ILE:CG1	18	1.88
(1,37)	1:A:104:ARG:NH2	2:B:80:ILE:CG2	18	1.88
(1,37)	1:A:104:ARG:NH2	2:B:80:ILE:H	18	1.88
(1,37)	1:A:104:ARG:NH2	2:B:80:ILE:HA	18	1.88
(1,37)	1:A:104:ARG:NH2	2:B:80:ILE:HB	18	1.88
(1,37)	1:A:104:ARG:NH2	2:B:80:ILE:HD11	18	1.88
(1,37)	1:A:104:ARG:NH2	2:B:80:ILE:HD12	18	1.88
(1,37)	1:A:104:ARG:NH2	2:B:80:ILE:HD13	18	1.88
(1,37)	1:A:104:ARG:NH2	2:B:80:ILE:HG12	18	1.88
(1,37)	1:A:104:ARG:NH2	2:B:80:ILE:HG13	18	1.88
(1,37)	1:A:104:ARG:NH2	2:B:80:ILE:HG21	18	1.88
(1,37)	1:A:104:ARG:NH2	2:B:80:ILE:HG22	18	1.88
(1,37)	1:A:104:ARG:NH2	2:B:80:ILE:HG23	18	1.88
(1,37)	1:A:104:ARG:NH2	2:B:80:ILE:N	18	1.88
(1,37)	1:A:104:ARG:NH2	2:B:80:ILE:O	18	1.88
(1,37)	1:A:104:ARG:NH2	2:B:84:GLN:C	18	1.88
(1,37)	1:A:104:ARG:NH2	2:B:84:GLN:CA	18	1.88
(1,37)	1:A:104:ARG:NH2	2:B:84:GLN:CB	18	1.88
(1,37)	1:A:104:ARG:NH2	2:B:84:GLN:CD	18	1.88
(1,37)	1:A:104:ARG:NH2	2:B:84:GLN:CG	18	1.88
(1,37)	1:A:104:ARG:NH2	2:B:84:GLN:H	18	1.88
(1,37)	1:A:104:ARG:NH2	2:B:84:GLN:HA	18	1.88
(1,37)	1:A:104:ARG:NH2	2:B:84:GLN:HB2	18	1.88
(1,37)	1:A:104:ARG:NH2	2:B:84:GLN:HB3	18	1.88
(1,37)	1:A:104:ARG:NH2	2:B:84:GLN:HE21	18	1.88
(1,37)	1:A:104:ARG:NH2	2:B:84:GLN:HE22	18	1.88
(1,37)	1:A:104:ARG:NH2	2:B:84:GLN:HG2	18	1.88
(1,37)	1:A:104:ARG:NH2	2:B:84:GLN:HG3	18	1.88
(1,37)	1:A:104:ARG:NH2	2:B:84:GLN:N	18	1.88
(1,37)	1:A:104:ARG:NH2	2:B:84:GLN:NE2	18	1.88

*Continued on next page...*

*Continued from previous page...*

Key	Atom-1	Atom-2	Model ID	Violation (Å)
(1,37)	1:A:104:ARG:NH2	2:B:84:GLN:O	18	1.88
(1,37)	1:A:104:ARG:NH2	2:B:84:GLN:OE1	18	1.88
(1,37)	1:A:104:ARG:NH2	2:B:97:THR:C	18	1.88
(1,37)	1:A:104:ARG:NH2	2:B:97:THR:CA	18	1.88
(1,37)	1:A:104:ARG:NH2	2:B:97:THR:CB	18	1.88
(1,37)	1:A:104:ARG:NH2	2:B:97:THR:CG2	18	1.88
(1,37)	1:A:104:ARG:NH2	2:B:97:THR:H	18	1.88
(1,37)	1:A:104:ARG:NH2	2:B:97:THR:HA	18	1.88
(1,37)	1:A:104:ARG:NH2	2:B:97:THR:HB	18	1.88
(1,37)	1:A:104:ARG:NH2	2:B:97:THR:HG1	18	1.88
(1,37)	1:A:104:ARG:NH2	2:B:97:THR:HG21	18	1.88
(1,37)	1:A:104:ARG:NH2	2:B:97:THR:HG22	18	1.88
(1,37)	1:A:104:ARG:NH2	2:B:97:THR:HG23	18	1.88
(1,37)	1:A:104:ARG:NH2	2:B:97:THR:N	18	1.88
(1,37)	1:A:104:ARG:NH2	2:B:97:THR:O	18	1.88
(1,37)	1:A:104:ARG:NH2	2:B:97:THR:OG1	18	1.88
(1,37)	1:A:104:ARG:NH2	2:B:99:HIS:C	18	1.88
(1,37)	1:A:104:ARG:NH2	2:B:99:HIS:CA	18	1.88
(1,37)	1:A:104:ARG:NH2	2:B:99:HIS:CB	18	1.88
(1,37)	1:A:104:ARG:NH2	2:B:99:HIS:CD2	18	1.88
(1,37)	1:A:104:ARG:NH2	2:B:99:HIS:CE1	18	1.88
(1,37)	1:A:104:ARG:NH2	2:B:99:HIS:CG	18	1.88
(1,37)	1:A:104:ARG:NH2	2:B:99:HIS:H	18	1.88
(1,37)	1:A:104:ARG:NH2	2:B:99:HIS:HA	18	1.88
(1,37)	1:A:104:ARG:NH2	2:B:99:HIS:HB2	18	1.88
(1,37)	1:A:104:ARG:NH2	2:B:99:HIS:HB3	18	1.88
(1,37)	1:A:104:ARG:NH2	2:B:99:HIS:HD1	18	1.88
(1,37)	1:A:104:ARG:NH2	2:B:99:HIS:HD2	18	1.88
(1,37)	1:A:104:ARG:NH2	2:B:99:HIS:HE1	18	1.88
(1,37)	1:A:104:ARG:NH2	2:B:99:HIS:HE2	18	1.88
(1,37)	1:A:104:ARG:NH2	2:B:99:HIS:N	18	1.88
(1,37)	1:A:104:ARG:NH2	2:B:99:HIS:ND1	18	1.88
(1,37)	1:A:104:ARG:NH2	2:B:99:HIS:NE2	18	1.88
(1,37)	1:A:104:ARG:NH2	2:B:99:HIS:O	18	1.88
(1,37)	1:A:104:ARG:NH2	2:B:101:VAL:C	18	1.88
(1,37)	1:A:104:ARG:NH2	2:B:101:VAL:CA	18	1.88
(1,37)	1:A:104:ARG:NH2	2:B:101:VAL:CB	18	1.88
(1,37)	1:A:104:ARG:NH2	2:B:101:VAL:CG1	18	1.88
(1,37)	1:A:104:ARG:NH2	2:B:101:VAL:CG2	18	1.88
(1,37)	1:A:104:ARG:NH2	2:B:101:VAL:H	18	1.88
(1,37)	1:A:104:ARG:NH2	2:B:101:VAL:HA	18	1.88
(1,37)	1:A:104:ARG:NH2	2:B:101:VAL:HB	18	1.88

*Continued on next page...*

*Continued from previous page...*

Key	Atom-1	Atom-2	Model ID	Violation (Å)
(1,37)	1:A:104:ARG:NH2	2:B:101:VAL:HG11	18	1.88
(1,37)	1:A:104:ARG:NH2	2:B:101:VAL:HG12	18	1.88
(1,37)	1:A:104:ARG:NH2	2:B:101:VAL:HG13	18	1.88
(1,37)	1:A:104:ARG:NH2	2:B:101:VAL:HG21	18	1.88
(1,37)	1:A:104:ARG:NH2	2:B:101:VAL:HG22	18	1.88
(1,37)	1:A:104:ARG:NH2	2:B:101:VAL:HG23	18	1.88
(1,37)	1:A:104:ARG:NH2	2:B:101:VAL:N	18	1.88
(1,37)	1:A:104:ARG:NH2	2:B:101:VAL:O	18	1.88
(1,37)	1:A:104:ARG:O	2:B:75:ILE:C	18	1.88
(1,37)	1:A:104:ARG:O	2:B:75:ILE:CA	18	1.88
(1,37)	1:A:104:ARG:O	2:B:75:ILE:CB	18	1.88
(1,37)	1:A:104:ARG:O	2:B:75:ILE:CD1	18	1.88
(1,37)	1:A:104:ARG:O	2:B:75:ILE:CG1	18	1.88
(1,37)	1:A:104:ARG:O	2:B:75:ILE:CG2	18	1.88
(1,37)	1:A:104:ARG:O	2:B:75:ILE:H	18	1.88
(1,37)	1:A:104:ARG:O	2:B:75:ILE:HA	18	1.88
(1,37)	1:A:104:ARG:O	2:B:75:ILE:HB	18	1.88
(1,37)	1:A:104:ARG:O	2:B:75:ILE:HD11	18	1.88
(1,37)	1:A:104:ARG:O	2:B:75:ILE:HD12	18	1.88
(1,37)	1:A:104:ARG:O	2:B:75:ILE:HD13	18	1.88
(1,37)	1:A:104:ARG:O	2:B:75:ILE:HG12	18	1.88
(1,37)	1:A:104:ARG:O	2:B:75:ILE:HG13	18	1.88
(1,37)	1:A:104:ARG:O	2:B:75:ILE:HG21	18	1.88
(1,37)	1:A:104:ARG:O	2:B:75:ILE:HG22	18	1.88
(1,37)	1:A:104:ARG:O	2:B:75:ILE:HG23	18	1.88
(1,37)	1:A:104:ARG:O	2:B:75:ILE:N	18	1.88
(1,37)	1:A:104:ARG:O	2:B:75:ILE:O	18	1.88
(1,37)	1:A:104:ARG:O	2:B:77:ALA:C	18	1.88
(1,37)	1:A:104:ARG:O	2:B:77:ALA:CA	18	1.88
(1,37)	1:A:104:ARG:O	2:B:77:ALA:CB	18	1.88
(1,37)	1:A:104:ARG:O	2:B:77:ALA:H	18	1.88
(1,37)	1:A:104:ARG:O	2:B:77:ALA:HA	18	1.88
(1,37)	1:A:104:ARG:O	2:B:77:ALA:HB1	18	1.88
(1,37)	1:A:104:ARG:O	2:B:77:ALA:HB2	18	1.88
(1,37)	1:A:104:ARG:O	2:B:77:ALA:HB3	18	1.88
(1,37)	1:A:104:ARG:O	2:B:77:ALA:N	18	1.88
(1,37)	1:A:104:ARG:O	2:B:77:ALA:O	18	1.88
(1,37)	1:A:104:ARG:O	2:B:78:GLY:C	18	1.88
(1,37)	1:A:104:ARG:O	2:B:78:GLY:CA	18	1.88
(1,37)	1:A:104:ARG:O	2:B:78:GLY:H	18	1.88
(1,37)	1:A:104:ARG:O	2:B:78:GLY:HA2	18	1.88
(1,37)	1:A:104:ARG:O	2:B:78:GLY:HA3	18	1.88

*Continued on next page...*

*Continued from previous page...*

Key	Atom-1	Atom-2	Model ID	Violation (Å)
(1,37)	1:A:104:ARG:O	2:B:78:GLY:N	18	1.88
(1,37)	1:A:104:ARG:O	2:B:78:GLY:O	18	1.88
(1,37)	1:A:104:ARG:O	2:B:79:LYS:C	18	1.88
(1,37)	1:A:104:ARG:O	2:B:79:LYS:CA	18	1.88
(1,37)	1:A:104:ARG:O	2:B:79:LYS:CB	18	1.88
(1,37)	1:A:104:ARG:O	2:B:79:LYS:CD	18	1.88
(1,37)	1:A:104:ARG:O	2:B:79:LYS:CE	18	1.88
(1,37)	1:A:104:ARG:O	2:B:79:LYS:CG	18	1.88
(1,37)	1:A:104:ARG:O	2:B:79:LYS:H	18	1.88
(1,37)	1:A:104:ARG:O	2:B:79:LYS:HA	18	1.88
(1,37)	1:A:104:ARG:O	2:B:79:LYS:HB2	18	1.88
(1,37)	1:A:104:ARG:O	2:B:79:LYS:HB3	18	1.88
(1,37)	1:A:104:ARG:O	2:B:79:LYS:HD2	18	1.88
(1,37)	1:A:104:ARG:O	2:B:79:LYS:HD3	18	1.88
(1,37)	1:A:104:ARG:O	2:B:79:LYS:HE2	18	1.88
(1,37)	1:A:104:ARG:O	2:B:79:LYS:HE3	18	1.88
(1,37)	1:A:104:ARG:O	2:B:79:LYS:HG2	18	1.88
(1,37)	1:A:104:ARG:O	2:B:79:LYS:HG3	18	1.88
(1,37)	1:A:104:ARG:O	2:B:79:LYS:HZ1	18	1.88
(1,37)	1:A:104:ARG:O	2:B:79:LYS:HZ2	18	1.88
(1,37)	1:A:104:ARG:O	2:B:79:LYS:HZ3	18	1.88
(1,37)	1:A:104:ARG:O	2:B:79:LYS:N	18	1.88
(1,37)	1:A:104:ARG:O	2:B:79:LYS:NZ	18	1.88
(1,37)	1:A:104:ARG:O	2:B:79:LYS:O	18	1.88
(1,37)	1:A:104:ARG:O	2:B:80:ILE:C	18	1.88
(1,37)	1:A:104:ARG:O	2:B:80:ILE:CA	18	1.88
(1,37)	1:A:104:ARG:O	2:B:80:ILE:CB	18	1.88
(1,37)	1:A:104:ARG:O	2:B:80:ILE:CD1	18	1.88
(1,37)	1:A:104:ARG:O	2:B:80:ILE:CG1	18	1.88
(1,37)	1:A:104:ARG:O	2:B:80:ILE:CG2	18	1.88
(1,37)	1:A:104:ARG:O	2:B:80:ILE:H	18	1.88
(1,37)	1:A:104:ARG:O	2:B:80:ILE:HA	18	1.88
(1,37)	1:A:104:ARG:O	2:B:80:ILE:HB	18	1.88
(1,37)	1:A:104:ARG:O	2:B:80:ILE:HD11	18	1.88
(1,37)	1:A:104:ARG:O	2:B:80:ILE:HD12	18	1.88
(1,37)	1:A:104:ARG:O	2:B:80:ILE:HD13	18	1.88
(1,37)	1:A:104:ARG:O	2:B:80:ILE:HG12	18	1.88
(1,37)	1:A:104:ARG:O	2:B:80:ILE:HG13	18	1.88
(1,37)	1:A:104:ARG:O	2:B:80:ILE:HG21	18	1.88
(1,37)	1:A:104:ARG:O	2:B:80:ILE:HG22	18	1.88
(1,37)	1:A:104:ARG:O	2:B:80:ILE:HG23	18	1.88
(1,37)	1:A:104:ARG:O	2:B:80:ILE:N	18	1.88

*Continued on next page...*



*Continued from previous page...*

Key	Atom-1	Atom-2	Model ID	Violation (Å)
(1,37)	1:A:104:ARG:O	2:B:80:ILE:O	18	1.88
(1,37)	1:A:104:ARG:O	2:B:84:GLN:C	18	1.88
(1,37)	1:A:104:ARG:O	2:B:84:GLN:CA	18	1.88
(1,37)	1:A:104:ARG:O	2:B:84:GLN:CB	18	1.88
(1,37)	1:A:104:ARG:O	2:B:84:GLN:CD	18	1.88
(1,37)	1:A:104:ARG:O	2:B:84:GLN:CG	18	1.88
(1,37)	1:A:104:ARG:O	2:B:84:GLN:H	18	1.88
(1,37)	1:A:104:ARG:O	2:B:84:GLN:HA	18	1.88
(1,37)	1:A:104:ARG:O	2:B:84:GLN:HB2	18	1.88
(1,37)	1:A:104:ARG:O	2:B:84:GLN:HB3	18	1.88
(1,37)	1:A:104:ARG:O	2:B:84:GLN:HE21	18	1.88
(1,37)	1:A:104:ARG:O	2:B:84:GLN:HE22	18	1.88
(1,37)	1:A:104:ARG:O	2:B:84:GLN:HG2	18	1.88
(1,37)	1:A:104:ARG:O	2:B:84:GLN:HG3	18	1.88
(1,37)	1:A:104:ARG:O	2:B:84:GLN:N	18	1.88
(1,37)	1:A:104:ARG:O	2:B:84:GLN:NE2	18	1.88
(1,37)	1:A:104:ARG:O	2:B:84:GLN:O	18	1.88
(1,37)	1:A:104:ARG:O	2:B:84:GLN:OE1	18	1.88
(1,37)	1:A:104:ARG:O	2:B:97:THR:C	18	1.88
(1,37)	1:A:104:ARG:O	2:B:97:THR:CA	18	1.88
(1,37)	1:A:104:ARG:O	2:B:97:THR:CB	18	1.88
(1,37)	1:A:104:ARG:O	2:B:97:THR:CG2	18	1.88
(1,37)	1:A:104:ARG:O	2:B:97:THR:H	18	1.88
(1,37)	1:A:104:ARG:O	2:B:97:THR:HA	18	1.88
(1,37)	1:A:104:ARG:O	2:B:97:THR:HB	18	1.88
(1,37)	1:A:104:ARG:O	2:B:97:THR:HG1	18	1.88
(1,37)	1:A:104:ARG:O	2:B:97:THR:HG21	18	1.88
(1,37)	1:A:104:ARG:O	2:B:97:THR:HG22	18	1.88
(1,37)	1:A:104:ARG:O	2:B:97:THR:HG23	18	1.88
(1,37)	1:A:104:ARG:O	2:B:97:THR:N	18	1.88
(1,37)	1:A:104:ARG:O	2:B:97:THR:O	18	1.88
(1,37)	1:A:104:ARG:O	2:B:97:THR:OG1	18	1.88
(1,37)	1:A:104:ARG:O	2:B:99:HIS:C	18	1.88
(1,37)	1:A:104:ARG:O	2:B:99:HIS:CA	18	1.88
(1,37)	1:A:104:ARG:O	2:B:99:HIS:CB	18	1.88
(1,37)	1:A:104:ARG:O	2:B:99:HIS:CD2	18	1.88
(1,37)	1:A:104:ARG:O	2:B:99:HIS:CE1	18	1.88
(1,37)	1:A:104:ARG:O	2:B:99:HIS:CG	18	1.88
(1,37)	1:A:104:ARG:O	2:B:99:HIS:H	18	1.88
(1,37)	1:A:104:ARG:O	2:B:99:HIS:HA	18	1.88
(1,37)	1:A:104:ARG:O	2:B:99:HIS:HB2	18	1.88
(1,37)	1:A:104:ARG:O	2:B:99:HIS:HB3	18	1.88

*Continued on next page...*

*Continued from previous page...*

Key	Atom-1	Atom-2	Model ID	Violation (Å)
(1,37)	1:A:104:ARG:O	2:B:99:HIS:HD1	18	1.88
(1,37)	1:A:104:ARG:O	2:B:99:HIS:HD2	18	1.88
(1,37)	1:A:104:ARG:O	2:B:99:HIS:HE1	18	1.88
(1,37)	1:A:104:ARG:O	2:B:99:HIS:HE2	18	1.88
(1,37)	1:A:104:ARG:O	2:B:99:HIS:N	18	1.88
(1,37)	1:A:104:ARG:O	2:B:99:HIS:ND1	18	1.88
(1,37)	1:A:104:ARG:O	2:B:99:HIS:NE2	18	1.88
(1,37)	1:A:104:ARG:O	2:B:99:HIS:O	18	1.88
(1,37)	1:A:104:ARG:O	2:B:101:VAL:C	18	1.88
(1,37)	1:A:104:ARG:O	2:B:101:VAL:CA	18	1.88
(1,37)	1:A:104:ARG:O	2:B:101:VAL:CB	18	1.88
(1,37)	1:A:104:ARG:O	2:B:101:VAL:CG1	18	1.88
(1,37)	1:A:104:ARG:O	2:B:101:VAL:CG2	18	1.88
(1,37)	1:A:104:ARG:O	2:B:101:VAL:H	18	1.88
(1,37)	1:A:104:ARG:O	2:B:101:VAL:HA	18	1.88
(1,37)	1:A:104:ARG:O	2:B:101:VAL:HB	18	1.88
(1,37)	1:A:104:ARG:O	2:B:101:VAL:HG11	18	1.88
(1,37)	1:A:104:ARG:O	2:B:101:VAL:HG12	18	1.88
(1,37)	1:A:104:ARG:O	2:B:101:VAL:HG13	18	1.88
(1,37)	1:A:104:ARG:O	2:B:101:VAL:HG21	18	1.88
(1,37)	1:A:104:ARG:O	2:B:101:VAL:HG22	18	1.88
(1,37)	1:A:104:ARG:O	2:B:101:VAL:HG23	18	1.88
(1,37)	1:A:104:ARG:O	2:B:101:VAL:N	18	1.88
(1,37)	1:A:104:ARG:O	2:B:101:VAL:O	18	1.88
(1,37)	1:A:104:ARG:C	2:B:75:ILE:C	11	1.86
(1,37)	1:A:104:ARG:C	2:B:75:ILE:CA	11	1.86
(1,37)	1:A:104:ARG:C	2:B:75:ILE:CB	11	1.86
(1,37)	1:A:104:ARG:C	2:B:75:ILE:CD1	11	1.86
(1,37)	1:A:104:ARG:C	2:B:75:ILE:CG1	11	1.86
(1,37)	1:A:104:ARG:C	2:B:75:ILE:CG2	11	1.86
(1,37)	1:A:104:ARG:C	2:B:75:ILE:H	11	1.86
(1,37)	1:A:104:ARG:C	2:B:75:ILE:HA	11	1.86
(1,37)	1:A:104:ARG:C	2:B:75:ILE:HB	11	1.86
(1,37)	1:A:104:ARG:C	2:B:75:ILE:HD11	11	1.86
(1,37)	1:A:104:ARG:C	2:B:75:ILE:HD12	11	1.86
(1,37)	1:A:104:ARG:C	2:B:75:ILE:HD13	11	1.86
(1,37)	1:A:104:ARG:C	2:B:75:ILE:HG12	11	1.86
(1,37)	1:A:104:ARG:C	2:B:75:ILE:HG13	11	1.86
(1,37)	1:A:104:ARG:C	2:B:75:ILE:HG21	11	1.86
(1,37)	1:A:104:ARG:C	2:B:75:ILE:HG22	11	1.86
(1,37)	1:A:104:ARG:C	2:B:75:ILE:HG23	11	1.86
(1,37)	1:A:104:ARG:C	2:B:75:ILE:N	11	1.86

*Continued on next page...*

*Continued from previous page...*

Key	Atom-1	Atom-2	Model ID	Violation (Å)
(1,37)	1:A:104:ARG:C	2:B:75:ILE:O	11	1.86
(1,37)	1:A:104:ARG:C	2:B:77:ALA:C	11	1.86
(1,37)	1:A:104:ARG:C	2:B:77:ALA:CA	11	1.86
(1,37)	1:A:104:ARG:C	2:B:77:ALA:CB	11	1.86
(1,37)	1:A:104:ARG:C	2:B:77:ALA:H	11	1.86
(1,37)	1:A:104:ARG:C	2:B:77:ALA:HA	11	1.86
(1,37)	1:A:104:ARG:C	2:B:77:ALA:HB1	11	1.86
(1,37)	1:A:104:ARG:C	2:B:77:ALA:HB2	11	1.86
(1,37)	1:A:104:ARG:C	2:B:77:ALA:HB3	11	1.86
(1,37)	1:A:104:ARG:C	2:B:77:ALA:N	11	1.86
(1,37)	1:A:104:ARG:C	2:B:77:ALA:O	11	1.86
(1,37)	1:A:104:ARG:C	2:B:78:GLY:C	11	1.86
(1,37)	1:A:104:ARG:C	2:B:78:GLY:CA	11	1.86
(1,37)	1:A:104:ARG:C	2:B:78:GLY:H	11	1.86
(1,37)	1:A:104:ARG:C	2:B:78:GLY:HA2	11	1.86
(1,37)	1:A:104:ARG:C	2:B:78:GLY:HA3	11	1.86
(1,37)	1:A:104:ARG:C	2:B:78:GLY:N	11	1.86
(1,37)	1:A:104:ARG:C	2:B:78:GLY:O	11	1.86
(1,37)	1:A:104:ARG:C	2:B:79:LYS:C	11	1.86
(1,37)	1:A:104:ARG:C	2:B:79:LYS:CA	11	1.86
(1,37)	1:A:104:ARG:C	2:B:79:LYS:CB	11	1.86
(1,37)	1:A:104:ARG:C	2:B:79:LYS:CD	11	1.86
(1,37)	1:A:104:ARG:C	2:B:79:LYS:CE	11	1.86
(1,37)	1:A:104:ARG:C	2:B:79:LYS:CG	11	1.86
(1,37)	1:A:104:ARG:C	2:B:79:LYS:H	11	1.86
(1,37)	1:A:104:ARG:C	2:B:79:LYS:HA	11	1.86
(1,37)	1:A:104:ARG:C	2:B:79:LYS:HB2	11	1.86
(1,37)	1:A:104:ARG:C	2:B:79:LYS:HB3	11	1.86
(1,37)	1:A:104:ARG:C	2:B:79:LYS:HD2	11	1.86
(1,37)	1:A:104:ARG:C	2:B:79:LYS:HD3	11	1.86
(1,37)	1:A:104:ARG:C	2:B:79:LYS:HE2	11	1.86
(1,37)	1:A:104:ARG:C	2:B:79:LYS:HE3	11	1.86
(1,37)	1:A:104:ARG:C	2:B:79:LYS:HG2	11	1.86
(1,37)	1:A:104:ARG:C	2:B:79:LYS:HG3	11	1.86
(1,37)	1:A:104:ARG:C	2:B:79:LYS:HZ1	11	1.86
(1,37)	1:A:104:ARG:C	2:B:79:LYS:HZ2	11	1.86
(1,37)	1:A:104:ARG:C	2:B:79:LYS:HZ3	11	1.86
(1,37)	1:A:104:ARG:C	2:B:79:LYS:N	11	1.86
(1,37)	1:A:104:ARG:C	2:B:79:LYS:NZ	11	1.86
(1,37)	1:A:104:ARG:C	2:B:79:LYS:O	11	1.86
(1,37)	1:A:104:ARG:C	2:B:80:ILE:C	11	1.86
(1,37)	1:A:104:ARG:C	2:B:80:ILE:CA	11	1.86

*Continued on next page...*

*Continued from previous page...*

Key	Atom-1	Atom-2	Model ID	Violation (Å)
(1,37)	1:A:104:ARG:C	2:B:80:ILE:CB	11	1.86
(1,37)	1:A:104:ARG:C	2:B:80:ILE:CD1	11	1.86
(1,37)	1:A:104:ARG:C	2:B:80:ILE:CG1	11	1.86
(1,37)	1:A:104:ARG:C	2:B:80:ILE:CG2	11	1.86
(1,37)	1:A:104:ARG:C	2:B:80:ILE:H	11	1.86
(1,37)	1:A:104:ARG:C	2:B:80:ILE:HA	11	1.86
(1,37)	1:A:104:ARG:C	2:B:80:ILE:HB	11	1.86
(1,37)	1:A:104:ARG:C	2:B:80:ILE:HD11	11	1.86
(1,37)	1:A:104:ARG:C	2:B:80:ILE:HD12	11	1.86
(1,37)	1:A:104:ARG:C	2:B:80:ILE:HD13	11	1.86
(1,37)	1:A:104:ARG:C	2:B:80:ILE:HG12	11	1.86
(1,37)	1:A:104:ARG:C	2:B:80:ILE:HG13	11	1.86
(1,37)	1:A:104:ARG:C	2:B:80:ILE:HG21	11	1.86
(1,37)	1:A:104:ARG:C	2:B:80:ILE:HG22	11	1.86
(1,37)	1:A:104:ARG:C	2:B:80:ILE:HG23	11	1.86
(1,37)	1:A:104:ARG:C	2:B:80:ILE:N	11	1.86
(1,37)	1:A:104:ARG:C	2:B:80:ILE:O	11	1.86
(1,37)	1:A:104:ARG:C	2:B:84:GLN:C	11	1.86
(1,37)	1:A:104:ARG:C	2:B:84:GLN:CA	11	1.86
(1,37)	1:A:104:ARG:C	2:B:84:GLN:CB	11	1.86
(1,37)	1:A:104:ARG:C	2:B:84:GLN:CD	11	1.86
(1,37)	1:A:104:ARG:C	2:B:84:GLN:CG	11	1.86
(1,37)	1:A:104:ARG:C	2:B:84:GLN:H	11	1.86
(1,37)	1:A:104:ARG:C	2:B:84:GLN:HA	11	1.86
(1,37)	1:A:104:ARG:C	2:B:84:GLN:HB2	11	1.86
(1,37)	1:A:104:ARG:C	2:B:84:GLN:HB3	11	1.86
(1,37)	1:A:104:ARG:C	2:B:84:GLN:HE21	11	1.86
(1,37)	1:A:104:ARG:C	2:B:84:GLN:HE22	11	1.86
(1,37)	1:A:104:ARG:C	2:B:84:GLN:HG2	11	1.86
(1,37)	1:A:104:ARG:C	2:B:84:GLN:HG3	11	1.86
(1,37)	1:A:104:ARG:C	2:B:84:GLN:N	11	1.86
(1,37)	1:A:104:ARG:C	2:B:84:GLN:NE2	11	1.86
(1,37)	1:A:104:ARG:C	2:B:84:GLN:O	11	1.86
(1,37)	1:A:104:ARG:C	2:B:84:GLN:OE1	11	1.86
(1,37)	1:A:104:ARG:C	2:B:97:THR:C	11	1.86
(1,37)	1:A:104:ARG:C	2:B:97:THR:CA	11	1.86
(1,37)	1:A:104:ARG:C	2:B:97:THR:CB	11	1.86
(1,37)	1:A:104:ARG:C	2:B:97:THR:CG2	11	1.86
(1,37)	1:A:104:ARG:C	2:B:97:THR:H	11	1.86
(1,37)	1:A:104:ARG:C	2:B:97:THR:HA	11	1.86
(1,37)	1:A:104:ARG:C	2:B:97:THR:HB	11	1.86
(1,37)	1:A:104:ARG:C	2:B:97:THR:HG1	11	1.86

*Continued on next page...*

*Continued from previous page...*

Key	Atom-1	Atom-2	Model ID	Violation (Å)
(1,37)	1:A:104:ARG:C	2:B:97:THR:HG21	11	1.86
(1,37)	1:A:104:ARG:C	2:B:97:THR:HG22	11	1.86
(1,37)	1:A:104:ARG:C	2:B:97:THR:HG23	11	1.86
(1,37)	1:A:104:ARG:C	2:B:97:THR:N	11	1.86
(1,37)	1:A:104:ARG:C	2:B:97:THR:O	11	1.86
(1,37)	1:A:104:ARG:C	2:B:97:THR:OG1	11	1.86
(1,37)	1:A:104:ARG:C	2:B:99:HIS:C	11	1.86
(1,37)	1:A:104:ARG:C	2:B:99:HIS:CA	11	1.86
(1,37)	1:A:104:ARG:C	2:B:99:HIS:CB	11	1.86
(1,37)	1:A:104:ARG:C	2:B:99:HIS:CD2	11	1.86
(1,37)	1:A:104:ARG:C	2:B:99:HIS:CE1	11	1.86
(1,37)	1:A:104:ARG:C	2:B:99:HIS:CG	11	1.86
(1,37)	1:A:104:ARG:C	2:B:99:HIS:H	11	1.86
(1,37)	1:A:104:ARG:C	2:B:99:HIS:HA	11	1.86
(1,37)	1:A:104:ARG:C	2:B:99:HIS:HB2	11	1.86
(1,37)	1:A:104:ARG:C	2:B:99:HIS:HB3	11	1.86
(1,37)	1:A:104:ARG:C	2:B:99:HIS:HD1	11	1.86
(1,37)	1:A:104:ARG:C	2:B:99:HIS:HD2	11	1.86
(1,37)	1:A:104:ARG:C	2:B:99:HIS:HE1	11	1.86
(1,37)	1:A:104:ARG:C	2:B:99:HIS:HE2	11	1.86
(1,37)	1:A:104:ARG:C	2:B:99:HIS:N	11	1.86
(1,37)	1:A:104:ARG:C	2:B:99:HIS:ND1	11	1.86
(1,37)	1:A:104:ARG:C	2:B:99:HIS:NE2	11	1.86
(1,37)	1:A:104:ARG:C	2:B:99:HIS:O	11	1.86
(1,37)	1:A:104:ARG:C	2:B:101:VAL:C	11	1.86
(1,37)	1:A:104:ARG:C	2:B:101:VAL:CA	11	1.86
(1,37)	1:A:104:ARG:C	2:B:101:VAL:CB	11	1.86
(1,37)	1:A:104:ARG:C	2:B:101:VAL:CG1	11	1.86
(1,37)	1:A:104:ARG:C	2:B:101:VAL:CG2	11	1.86
(1,37)	1:A:104:ARG:C	2:B:101:VAL:H	11	1.86
(1,37)	1:A:104:ARG:C	2:B:101:VAL:HA	11	1.86
(1,37)	1:A:104:ARG:C	2:B:101:VAL:HB	11	1.86
(1,37)	1:A:104:ARG:C	2:B:101:VAL:HG11	11	1.86
(1,37)	1:A:104:ARG:C	2:B:101:VAL:HG12	11	1.86
(1,37)	1:A:104:ARG:C	2:B:101:VAL:HG13	11	1.86
(1,37)	1:A:104:ARG:C	2:B:101:VAL:HG21	11	1.86
(1,37)	1:A:104:ARG:C	2:B:101:VAL:HG22	11	1.86
(1,37)	1:A:104:ARG:C	2:B:101:VAL:HG23	11	1.86
(1,37)	1:A:104:ARG:C	2:B:101:VAL:N	11	1.86
(1,37)	1:A:104:ARG:C	2:B:101:VAL:O	11	1.86
(1,37)	1:A:104:ARG:CA	2:B:75:ILE:C	11	1.86
(1,37)	1:A:104:ARG:CA	2:B:75:ILE:CA	11	1.86

*Continued on next page...*

*Continued from previous page...*

Key	Atom-1	Atom-2	Model ID	Violation (Å)
(1,37)	1:A:104:ARG:CA	2:B:75:ILE:CB	11	1.86
(1,37)	1:A:104:ARG:CA	2:B:75:ILE:CD1	11	1.86
(1,37)	1:A:104:ARG:CA	2:B:75:ILE:CG1	11	1.86
(1,37)	1:A:104:ARG:CA	2:B:75:ILE:CG2	11	1.86
(1,37)	1:A:104:ARG:CA	2:B:75:ILE:H	11	1.86
(1,37)	1:A:104:ARG:CA	2:B:75:ILE:HA	11	1.86
(1,37)	1:A:104:ARG:CA	2:B:75:ILE:HB	11	1.86
(1,37)	1:A:104:ARG:CA	2:B:75:ILE:HD11	11	1.86
(1,37)	1:A:104:ARG:CA	2:B:75:ILE:HD12	11	1.86
(1,37)	1:A:104:ARG:CA	2:B:75:ILE:HD13	11	1.86
(1,37)	1:A:104:ARG:CA	2:B:75:ILE:HG12	11	1.86
(1,37)	1:A:104:ARG:CA	2:B:75:ILE:HG13	11	1.86
(1,37)	1:A:104:ARG:CA	2:B:75:ILE:HG21	11	1.86
(1,37)	1:A:104:ARG:CA	2:B:75:ILE:HG22	11	1.86
(1,37)	1:A:104:ARG:CA	2:B:75:ILE:HG23	11	1.86
(1,37)	1:A:104:ARG:CA	2:B:75:ILE:N	11	1.86
(1,37)	1:A:104:ARG:CA	2:B:75:ILE:O	11	1.86
(1,37)	1:A:104:ARG:CA	2:B:77:ALA:C	11	1.86
(1,37)	1:A:104:ARG:CA	2:B:77:ALA:CA	11	1.86
(1,37)	1:A:104:ARG:CA	2:B:77:ALA:CB	11	1.86
(1,37)	1:A:104:ARG:CA	2:B:77:ALA:H	11	1.86
(1,37)	1:A:104:ARG:CA	2:B:77:ALA:HA	11	1.86
(1,37)	1:A:104:ARG:CA	2:B:77:ALA:HB1	11	1.86
(1,37)	1:A:104:ARG:CA	2:B:77:ALA:HB2	11	1.86
(1,37)	1:A:104:ARG:CA	2:B:77:ALA:HB3	11	1.86
(1,37)	1:A:104:ARG:CA	2:B:77:ALA:N	11	1.86
(1,37)	1:A:104:ARG:CA	2:B:77:ALA:O	11	1.86
(1,37)	1:A:104:ARG:CA	2:B:78:GLY:C	11	1.86
(1,37)	1:A:104:ARG:CA	2:B:78:GLY:CA	11	1.86
(1,37)	1:A:104:ARG:CA	2:B:78:GLY:H	11	1.86
(1,37)	1:A:104:ARG:CA	2:B:78:GLY:HA2	11	1.86
(1,37)	1:A:104:ARG:CA	2:B:78:GLY:HA3	11	1.86
(1,37)	1:A:104:ARG:CA	2:B:78:GLY:N	11	1.86
(1,37)	1:A:104:ARG:CA	2:B:78:GLY:O	11	1.86
(1,37)	1:A:104:ARG:CA	2:B:79:LYS:C	11	1.86
(1,37)	1:A:104:ARG:CA	2:B:79:LYS:CA	11	1.86
(1,37)	1:A:104:ARG:CA	2:B:79:LYS:CB	11	1.86
(1,37)	1:A:104:ARG:CA	2:B:79:LYS:CD	11	1.86
(1,37)	1:A:104:ARG:CA	2:B:79:LYS:CE	11	1.86
(1,37)	1:A:104:ARG:CA	2:B:79:LYS:CG	11	1.86
(1,37)	1:A:104:ARG:CA	2:B:79:LYS:H	11	1.86
(1,37)	1:A:104:ARG:CA	2:B:79:LYS:HA	11	1.86

*Continued on next page...*

*Continued from previous page...*

Key	Atom-1	Atom-2	Model ID	Violation (Å)
(1,37)	1:A:104:ARG:CA	2:B:79:LYS:HB2	11	1.86
(1,37)	1:A:104:ARG:CA	2:B:79:LYS:HB3	11	1.86
(1,37)	1:A:104:ARG:CA	2:B:79:LYS:HD2	11	1.86
(1,37)	1:A:104:ARG:CA	2:B:79:LYS:HD3	11	1.86
(1,37)	1:A:104:ARG:CA	2:B:79:LYS:HE2	11	1.86
(1,37)	1:A:104:ARG:CA	2:B:79:LYS:HE3	11	1.86
(1,37)	1:A:104:ARG:CA	2:B:79:LYS:HG2	11	1.86
(1,37)	1:A:104:ARG:CA	2:B:79:LYS:HG3	11	1.86
(1,37)	1:A:104:ARG:CA	2:B:79:LYS:HZ1	11	1.86
(1,37)	1:A:104:ARG:CA	2:B:79:LYS:HZ2	11	1.86
(1,37)	1:A:104:ARG:CA	2:B:79:LYS:HZ3	11	1.86
(1,37)	1:A:104:ARG:CA	2:B:79:LYS:N	11	1.86
(1,37)	1:A:104:ARG:CA	2:B:79:LYS:NZ	11	1.86
(1,37)	1:A:104:ARG:CA	2:B:79:LYS:O	11	1.86
(1,37)	1:A:104:ARG:CA	2:B:80:ILE:C	11	1.86
(1,37)	1:A:104:ARG:CA	2:B:80:ILE:CA	11	1.86
(1,37)	1:A:104:ARG:CA	2:B:80:ILE:CB	11	1.86
(1,37)	1:A:104:ARG:CA	2:B:80:ILE:CD1	11	1.86
(1,37)	1:A:104:ARG:CA	2:B:80:ILE:CG1	11	1.86
(1,37)	1:A:104:ARG:CA	2:B:80:ILE:CG2	11	1.86
(1,37)	1:A:104:ARG:CA	2:B:80:ILE:H	11	1.86
(1,37)	1:A:104:ARG:CA	2:B:80:ILE:HA	11	1.86
(1,37)	1:A:104:ARG:CA	2:B:80:ILE:HB	11	1.86
(1,37)	1:A:104:ARG:CA	2:B:80:ILE:HD11	11	1.86
(1,37)	1:A:104:ARG:CA	2:B:80:ILE:HD12	11	1.86
(1,37)	1:A:104:ARG:CA	2:B:80:ILE:HD13	11	1.86
(1,37)	1:A:104:ARG:CA	2:B:80:ILE:HG12	11	1.86
(1,37)	1:A:104:ARG:CA	2:B:80:ILE:HG13	11	1.86
(1,37)	1:A:104:ARG:CA	2:B:80:ILE:HG21	11	1.86
(1,37)	1:A:104:ARG:CA	2:B:80:ILE:HG22	11	1.86
(1,37)	1:A:104:ARG:CA	2:B:80:ILE:HG23	11	1.86
(1,37)	1:A:104:ARG:CA	2:B:80:ILE:N	11	1.86
(1,37)	1:A:104:ARG:CA	2:B:80:ILE:O	11	1.86
(1,37)	1:A:104:ARG:CA	2:B:84:GLN:C	11	1.86
(1,37)	1:A:104:ARG:CA	2:B:84:GLN:CA	11	1.86
(1,37)	1:A:104:ARG:CA	2:B:84:GLN:CB	11	1.86
(1,37)	1:A:104:ARG:CA	2:B:84:GLN:CD	11	1.86
(1,37)	1:A:104:ARG:CA	2:B:84:GLN:CG	11	1.86
(1,37)	1:A:104:ARG:CA	2:B:84:GLN:H	11	1.86
(1,37)	1:A:104:ARG:CA	2:B:84:GLN:HA	11	1.86
(1,37)	1:A:104:ARG:CA	2:B:84:GLN:HB2	11	1.86
(1,37)	1:A:104:ARG:CA	2:B:84:GLN:HB3	11	1.86

*Continued on next page...*

*Continued from previous page...*

Key	Atom-1	Atom-2	Model ID	Violation (Å)
(1,37)	1:A:104:ARG:CA	2:B:84:GLN:HE21	11	1.86
(1,37)	1:A:104:ARG:CA	2:B:84:GLN:HE22	11	1.86
(1,37)	1:A:104:ARG:CA	2:B:84:GLN:HG2	11	1.86
(1,37)	1:A:104:ARG:CA	2:B:84:GLN:HG3	11	1.86
(1,37)	1:A:104:ARG:CA	2:B:84:GLN:N	11	1.86
(1,37)	1:A:104:ARG:CA	2:B:84:GLN:NE2	11	1.86
(1,37)	1:A:104:ARG:CA	2:B:84:GLN:O	11	1.86
(1,37)	1:A:104:ARG:CA	2:B:84:GLN:OE1	11	1.86
(1,37)	1:A:104:ARG:CA	2:B:97:THR:C	11	1.86
(1,37)	1:A:104:ARG:CA	2:B:97:THR:CA	11	1.86
(1,37)	1:A:104:ARG:CA	2:B:97:THR:CB	11	1.86
(1,37)	1:A:104:ARG:CA	2:B:97:THR:CG2	11	1.86
(1,37)	1:A:104:ARG:CA	2:B:97:THR:H	11	1.86
(1,37)	1:A:104:ARG:CA	2:B:97:THR:HA	11	1.86
(1,37)	1:A:104:ARG:CA	2:B:97:THR:HB	11	1.86
(1,37)	1:A:104:ARG:CA	2:B:97:THR:HG1	11	1.86
(1,37)	1:A:104:ARG:CA	2:B:97:THR:HG21	11	1.86
(1,37)	1:A:104:ARG:CA	2:B:97:THR:HG22	11	1.86
(1,37)	1:A:104:ARG:CA	2:B:97:THR:HG23	11	1.86
(1,37)	1:A:104:ARG:CA	2:B:97:THR:N	11	1.86
(1,37)	1:A:104:ARG:CA	2:B:97:THR:O	11	1.86
(1,37)	1:A:104:ARG:CA	2:B:97:THR:OG1	11	1.86
(1,37)	1:A:104:ARG:CA	2:B:99:HIS:C	11	1.86
(1,37)	1:A:104:ARG:CA	2:B:99:HIS:CA	11	1.86
(1,37)	1:A:104:ARG:CA	2:B:99:HIS:CB	11	1.86
(1,37)	1:A:104:ARG:CA	2:B:99:HIS:CD2	11	1.86
(1,37)	1:A:104:ARG:CA	2:B:99:HIS:CE1	11	1.86
(1,37)	1:A:104:ARG:CA	2:B:99:HIS:CG	11	1.86
(1,37)	1:A:104:ARG:CA	2:B:99:HIS:H	11	1.86
(1,37)	1:A:104:ARG:CA	2:B:99:HIS:HA	11	1.86
(1,37)	1:A:104:ARG:CA	2:B:99:HIS:HB2	11	1.86
(1,37)	1:A:104:ARG:CA	2:B:99:HIS:HB3	11	1.86
(1,37)	1:A:104:ARG:CA	2:B:99:HIS:HD1	11	1.86
(1,37)	1:A:104:ARG:CA	2:B:99:HIS:HD2	11	1.86
(1,37)	1:A:104:ARG:CA	2:B:99:HIS:HE1	11	1.86
(1,37)	1:A:104:ARG:CA	2:B:99:HIS:HE2	11	1.86
(1,37)	1:A:104:ARG:CA	2:B:99:HIS:N	11	1.86
(1,37)	1:A:104:ARG:CA	2:B:99:HIS:ND1	11	1.86
(1,37)	1:A:104:ARG:CA	2:B:99:HIS:NE2	11	1.86
(1,37)	1:A:104:ARG:CA	2:B:99:HIS:O	11	1.86
(1,37)	1:A:104:ARG:CA	2:B:101:VAL:C	11	1.86
(1,37)	1:A:104:ARG:CA	2:B:101:VAL:CA	11	1.86

*Continued on next page...*



*Continued from previous page...*

Key	Atom-1	Atom-2	Model ID	Violation (Å)
(1,37)	1:A:104:ARG:CA	2:B:101:VAL:CB	11	1.86
(1,37)	1:A:104:ARG:CA	2:B:101:VAL:CG1	11	1.86
(1,37)	1:A:104:ARG:CA	2:B:101:VAL:CG2	11	1.86
(1,37)	1:A:104:ARG:CA	2:B:101:VAL:H	11	1.86
(1,37)	1:A:104:ARG:CA	2:B:101:VAL:HA	11	1.86
(1,37)	1:A:104:ARG:CA	2:B:101:VAL:HB	11	1.86
(1,37)	1:A:104:ARG:CA	2:B:101:VAL:HG11	11	1.86
(1,37)	1:A:104:ARG:CA	2:B:101:VAL:HG12	11	1.86
(1,37)	1:A:104:ARG:CA	2:B:101:VAL:HG13	11	1.86
(1,37)	1:A:104:ARG:CA	2:B:101:VAL:HG21	11	1.86
(1,37)	1:A:104:ARG:CA	2:B:101:VAL:HG22	11	1.86
(1,37)	1:A:104:ARG:CA	2:B:101:VAL:HG23	11	1.86
(1,37)	1:A:104:ARG:CA	2:B:101:VAL:N	11	1.86
(1,37)	1:A:104:ARG:CA	2:B:101:VAL:O	11	1.86
(1,37)	1:A:104:ARG:CB	2:B:75:ILE:C	11	1.86
(1,37)	1:A:104:ARG:CB	2:B:75:ILE:CA	11	1.86
(1,37)	1:A:104:ARG:CB	2:B:75:ILE:CB	11	1.86
(1,37)	1:A:104:ARG:CB	2:B:75:ILE:CD1	11	1.86
(1,37)	1:A:104:ARG:CB	2:B:75:ILE:CG1	11	1.86
(1,37)	1:A:104:ARG:CB	2:B:75:ILE:CG2	11	1.86
(1,37)	1:A:104:ARG:CB	2:B:75:ILE:H	11	1.86
(1,37)	1:A:104:ARG:CB	2:B:75:ILE:HA	11	1.86
(1,37)	1:A:104:ARG:CB	2:B:75:ILE:HB	11	1.86
(1,37)	1:A:104:ARG:CB	2:B:75:ILE:HD11	11	1.86
(1,37)	1:A:104:ARG:CB	2:B:75:ILE:HD12	11	1.86
(1,37)	1:A:104:ARG:CB	2:B:75:ILE:HD13	11	1.86
(1,37)	1:A:104:ARG:CB	2:B:75:ILE:HG12	11	1.86
(1,37)	1:A:104:ARG:CB	2:B:75:ILE:HG13	11	1.86
(1,37)	1:A:104:ARG:CB	2:B:75:ILE:HG21	11	1.86
(1,37)	1:A:104:ARG:CB	2:B:75:ILE:HG22	11	1.86
(1,37)	1:A:104:ARG:CB	2:B:75:ILE:HG23	11	1.86
(1,37)	1:A:104:ARG:CB	2:B:75:ILE:N	11	1.86
(1,37)	1:A:104:ARG:CB	2:B:75:ILE:O	11	1.86
(1,37)	1:A:104:ARG:CB	2:B:77:ALA:C	11	1.86
(1,37)	1:A:104:ARG:CB	2:B:77:ALA:CA	11	1.86
(1,37)	1:A:104:ARG:CB	2:B:77:ALA:CB	11	1.86
(1,37)	1:A:104:ARG:CB	2:B:77:ALA:H	11	1.86
(1,37)	1:A:104:ARG:CB	2:B:77:ALA:HA	11	1.86
(1,37)	1:A:104:ARG:CB	2:B:77:ALA:HB1	11	1.86
(1,37)	1:A:104:ARG:CB	2:B:77:ALA:HB2	11	1.86
(1,37)	1:A:104:ARG:CB	2:B:77:ALA:HB3	11	1.86
(1,37)	1:A:104:ARG:CB	2:B:77:ALA:N	11	1.86

*Continued on next page...*

*Continued from previous page...*

Key	Atom-1	Atom-2	Model ID	Violation (Å)
(1,37)	1:A:104:ARG:CB	2:B:77:ALA:O	11	1.86
(1,37)	1:A:104:ARG:CB	2:B:78:GLY:C	11	1.86
(1,37)	1:A:104:ARG:CB	2:B:78:GLY:CA	11	1.86
(1,37)	1:A:104:ARG:CB	2:B:78:GLY:H	11	1.86
(1,37)	1:A:104:ARG:CB	2:B:78:GLY:HA2	11	1.86
(1,37)	1:A:104:ARG:CB	2:B:78:GLY:HA3	11	1.86
(1,37)	1:A:104:ARG:CB	2:B:78:GLY:N	11	1.86
(1,37)	1:A:104:ARG:CB	2:B:78:GLY:O	11	1.86
(1,37)	1:A:104:ARG:CB	2:B:79:LYS:C	11	1.86
(1,37)	1:A:104:ARG:CB	2:B:79:LYS:CA	11	1.86
(1,37)	1:A:104:ARG:CB	2:B:79:LYS:CB	11	1.86
(1,37)	1:A:104:ARG:CB	2:B:79:LYS:CD	11	1.86
(1,37)	1:A:104:ARG:CB	2:B:79:LYS:CE	11	1.86
(1,37)	1:A:104:ARG:CB	2:B:79:LYS:CG	11	1.86
(1,37)	1:A:104:ARG:CB	2:B:79:LYS:H	11	1.86
(1,37)	1:A:104:ARG:CB	2:B:79:LYS:HA	11	1.86
(1,37)	1:A:104:ARG:CB	2:B:79:LYS:HB2	11	1.86
(1,37)	1:A:104:ARG:CB	2:B:79:LYS:HB3	11	1.86
(1,37)	1:A:104:ARG:CB	2:B:79:LYS:HD2	11	1.86
(1,37)	1:A:104:ARG:CB	2:B:79:LYS:HD3	11	1.86
(1,37)	1:A:104:ARG:CB	2:B:79:LYS:HE2	11	1.86
(1,37)	1:A:104:ARG:CB	2:B:79:LYS:HE3	11	1.86
(1,37)	1:A:104:ARG:CB	2:B:79:LYS:HG2	11	1.86
(1,37)	1:A:104:ARG:CB	2:B:79:LYS:HG3	11	1.86
(1,37)	1:A:104:ARG:CB	2:B:79:LYS:HZ1	11	1.86
(1,37)	1:A:104:ARG:CB	2:B:79:LYS:HZ2	11	1.86
(1,37)	1:A:104:ARG:CB	2:B:79:LYS:HZ3	11	1.86
(1,37)	1:A:104:ARG:CB	2:B:79:LYS:N	11	1.86
(1,37)	1:A:104:ARG:CB	2:B:79:LYS:NZ	11	1.86
(1,37)	1:A:104:ARG:CB	2:B:79:LYS:O	11	1.86
(1,37)	1:A:104:ARG:CB	2:B:80:ILE:C	11	1.86
(1,37)	1:A:104:ARG:CB	2:B:80:ILE:CA	11	1.86
(1,37)	1:A:104:ARG:CB	2:B:80:ILE:CB	11	1.86
(1,37)	1:A:104:ARG:CB	2:B:80:ILE:CD1	11	1.86
(1,37)	1:A:104:ARG:CB	2:B:80:ILE:CG1	11	1.86
(1,37)	1:A:104:ARG:CB	2:B:80:ILE:CG2	11	1.86
(1,37)	1:A:104:ARG:CB	2:B:80:ILE:H	11	1.86
(1,37)	1:A:104:ARG:CB	2:B:80:ILE:HA	11	1.86
(1,37)	1:A:104:ARG:CB	2:B:80:ILE:HB	11	1.86
(1,37)	1:A:104:ARG:CB	2:B:80:ILE:HD11	11	1.86
(1,37)	1:A:104:ARG:CB	2:B:80:ILE:HD12	11	1.86
(1,37)	1:A:104:ARG:CB	2:B:80:ILE:HD13	11	1.86

*Continued on next page...*

*Continued from previous page...*

Key	Atom-1	Atom-2	Model ID	Violation (Å)
(1,37)	1:A:104:ARG:CB	2:B:80:ILE:HG12	11	1.86
(1,37)	1:A:104:ARG:CB	2:B:80:ILE:HG13	11	1.86
(1,37)	1:A:104:ARG:CB	2:B:80:ILE:HG21	11	1.86
(1,37)	1:A:104:ARG:CB	2:B:80:ILE:HG22	11	1.86
(1,37)	1:A:104:ARG:CB	2:B:80:ILE:HG23	11	1.86
(1,37)	1:A:104:ARG:CB	2:B:80:ILE:N	11	1.86
(1,37)	1:A:104:ARG:CB	2:B:80:ILE:O	11	1.86
(1,37)	1:A:104:ARG:CB	2:B:84:GLN:C	11	1.86
(1,37)	1:A:104:ARG:CB	2:B:84:GLN:CA	11	1.86
(1,37)	1:A:104:ARG:CB	2:B:84:GLN:CB	11	1.86
(1,37)	1:A:104:ARG:CB	2:B:84:GLN:CD	11	1.86
(1,37)	1:A:104:ARG:CB	2:B:84:GLN:CG	11	1.86
(1,37)	1:A:104:ARG:CB	2:B:84:GLN:H	11	1.86
(1,37)	1:A:104:ARG:CB	2:B:84:GLN:HA	11	1.86
(1,37)	1:A:104:ARG:CB	2:B:84:GLN:HB2	11	1.86
(1,37)	1:A:104:ARG:CB	2:B:84:GLN:HB3	11	1.86
(1,37)	1:A:104:ARG:CB	2:B:84:GLN:HE21	11	1.86
(1,37)	1:A:104:ARG:CB	2:B:84:GLN:HE22	11	1.86
(1,37)	1:A:104:ARG:CB	2:B:84:GLN:HG2	11	1.86
(1,37)	1:A:104:ARG:CB	2:B:84:GLN:HG3	11	1.86
(1,37)	1:A:104:ARG:CB	2:B:84:GLN:N	11	1.86
(1,37)	1:A:104:ARG:CB	2:B:84:GLN:NE2	11	1.86
(1,37)	1:A:104:ARG:CB	2:B:84:GLN:O	11	1.86
(1,37)	1:A:104:ARG:CB	2:B:84:GLN:OE1	11	1.86
(1,37)	1:A:104:ARG:CB	2:B:97:THR:C	11	1.86
(1,37)	1:A:104:ARG:CB	2:B:97:THR:CA	11	1.86
(1,37)	1:A:104:ARG:CB	2:B:97:THR:CB	11	1.86
(1,37)	1:A:104:ARG:CB	2:B:97:THR:CG2	11	1.86
(1,37)	1:A:104:ARG:CB	2:B:97:THR:H	11	1.86
(1,37)	1:A:104:ARG:CB	2:B:97:THR:HA	11	1.86
(1,37)	1:A:104:ARG:CB	2:B:97:THR:HB	11	1.86
(1,37)	1:A:104:ARG:CB	2:B:97:THR:HG1	11	1.86
(1,37)	1:A:104:ARG:CB	2:B:97:THR:HG21	11	1.86
(1,37)	1:A:104:ARG:CB	2:B:97:THR:HG22	11	1.86
(1,37)	1:A:104:ARG:CB	2:B:97:THR:HG23	11	1.86
(1,37)	1:A:104:ARG:CB	2:B:97:THR:N	11	1.86
(1,37)	1:A:104:ARG:CB	2:B:97:THR:O	11	1.86
(1,37)	1:A:104:ARG:CB	2:B:97:THR:OG1	11	1.86
(1,37)	1:A:104:ARG:CB	2:B:99:HIS:C	11	1.86
(1,37)	1:A:104:ARG:CB	2:B:99:HIS:CA	11	1.86
(1,37)	1:A:104:ARG:CB	2:B:99:HIS:CB	11	1.86
(1,37)	1:A:104:ARG:CB	2:B:99:HIS:CD2	11	1.86

*Continued on next page...*

*Continued from previous page...*

Key	Atom-1	Atom-2	Model ID	Violation (Å)
(1,37)	1:A:104:ARG:CB	2:B:99:HIS:CE1	11	1.86
(1,37)	1:A:104:ARG:CB	2:B:99:HIS:CG	11	1.86
(1,37)	1:A:104:ARG:CB	2:B:99:HIS:H	11	1.86
(1,37)	1:A:104:ARG:CB	2:B:99:HIS:HA	11	1.86
(1,37)	1:A:104:ARG:CB	2:B:99:HIS:HB2	11	1.86
(1,37)	1:A:104:ARG:CB	2:B:99:HIS:HB3	11	1.86
(1,37)	1:A:104:ARG:CB	2:B:99:HIS:HD1	11	1.86
(1,37)	1:A:104:ARG:CB	2:B:99:HIS:HD2	11	1.86
(1,37)	1:A:104:ARG:CB	2:B:99:HIS:HE1	11	1.86
(1,37)	1:A:104:ARG:CB	2:B:99:HIS:HE2	11	1.86
(1,37)	1:A:104:ARG:CB	2:B:99:HIS:N	11	1.86
(1,37)	1:A:104:ARG:CB	2:B:99:HIS:ND1	11	1.86
(1,37)	1:A:104:ARG:CB	2:B:99:HIS:NE2	11	1.86
(1,37)	1:A:104:ARG:CB	2:B:99:HIS:O	11	1.86
(1,37)	1:A:104:ARG:CB	2:B:101:VAL:C	11	1.86
(1,37)	1:A:104:ARG:CB	2:B:101:VAL:CA	11	1.86
(1,37)	1:A:104:ARG:CB	2:B:101:VAL:CB	11	1.86
(1,37)	1:A:104:ARG:CB	2:B:101:VAL:CG1	11	1.86
(1,37)	1:A:104:ARG:CB	2:B:101:VAL:CG2	11	1.86
(1,37)	1:A:104:ARG:CB	2:B:101:VAL:H	11	1.86
(1,37)	1:A:104:ARG:CB	2:B:101:VAL:HA	11	1.86
(1,37)	1:A:104:ARG:CB	2:B:101:VAL:HB	11	1.86
(1,37)	1:A:104:ARG:CB	2:B:101:VAL:HG11	11	1.86
(1,37)	1:A:104:ARG:CB	2:B:101:VAL:HG12	11	1.86
(1,37)	1:A:104:ARG:CB	2:B:101:VAL:HG13	11	1.86
(1,37)	1:A:104:ARG:CB	2:B:101:VAL:HG21	11	1.86
(1,37)	1:A:104:ARG:CB	2:B:101:VAL:HG22	11	1.86
(1,37)	1:A:104:ARG:CB	2:B:101:VAL:HG23	11	1.86
(1,37)	1:A:104:ARG:CB	2:B:101:VAL:N	11	1.86
(1,37)	1:A:104:ARG:CB	2:B:101:VAL:O	11	1.86
(1,37)	1:A:104:ARG:CD	2:B:75:ILE:C	11	1.86
(1,37)	1:A:104:ARG:CD	2:B:75:ILE:CA	11	1.86
(1,37)	1:A:104:ARG:CD	2:B:75:ILE:CB	11	1.86
(1,37)	1:A:104:ARG:CD	2:B:75:ILE:CD1	11	1.86
(1,37)	1:A:104:ARG:CD	2:B:75:ILE:CG1	11	1.86
(1,37)	1:A:104:ARG:CD	2:B:75:ILE:CG2	11	1.86
(1,37)	1:A:104:ARG:CD	2:B:75:ILE:H	11	1.86
(1,37)	1:A:104:ARG:CD	2:B:75:ILE:HA	11	1.86
(1,37)	1:A:104:ARG:CD	2:B:75:ILE:HB	11	1.86
(1,37)	1:A:104:ARG:CD	2:B:75:ILE:HD11	11	1.86
(1,37)	1:A:104:ARG:CD	2:B:75:ILE:HD12	11	1.86
(1,37)	1:A:104:ARG:CD	2:B:75:ILE:HD13	11	1.86

*Continued on next page...*

*Continued from previous page...*

Key	Atom-1	Atom-2	Model ID	Violation (Å)
(1,37)	1:A:104:ARG:CD	2:B:75:ILE:HG12	11	1.86
(1,37)	1:A:104:ARG:CD	2:B:75:ILE:HG13	11	1.86
(1,37)	1:A:104:ARG:CD	2:B:75:ILE:HG21	11	1.86
(1,37)	1:A:104:ARG:CD	2:B:75:ILE:HG22	11	1.86
(1,37)	1:A:104:ARG:CD	2:B:75:ILE:HG23	11	1.86
(1,37)	1:A:104:ARG:CD	2:B:75:ILE:N	11	1.86
(1,37)	1:A:104:ARG:CD	2:B:75:ILE:O	11	1.86
(1,37)	1:A:104:ARG:CD	2:B:77:ALA:C	11	1.86
(1,37)	1:A:104:ARG:CD	2:B:77:ALA:CA	11	1.86
(1,37)	1:A:104:ARG:CD	2:B:77:ALA:CB	11	1.86
(1,37)	1:A:104:ARG:CD	2:B:77:ALA:H	11	1.86
(1,37)	1:A:104:ARG:CD	2:B:77:ALA:HA	11	1.86
(1,37)	1:A:104:ARG:CD	2:B:77:ALA:HB1	11	1.86
(1,37)	1:A:104:ARG:CD	2:B:77:ALA:HB2	11	1.86
(1,37)	1:A:104:ARG:CD	2:B:77:ALA:HB3	11	1.86
(1,37)	1:A:104:ARG:CD	2:B:77:ALA:N	11	1.86
(1,37)	1:A:104:ARG:CD	2:B:77:ALA:O	11	1.86
(1,37)	1:A:104:ARG:CD	2:B:78:GLY:C	11	1.86
(1,37)	1:A:104:ARG:CD	2:B:78:GLY:CA	11	1.86
(1,37)	1:A:104:ARG:CD	2:B:78:GLY:H	11	1.86
(1,37)	1:A:104:ARG:CD	2:B:78:GLY:HA2	11	1.86
(1,37)	1:A:104:ARG:CD	2:B:78:GLY:HA3	11	1.86
(1,37)	1:A:104:ARG:CD	2:B:78:GLY:N	11	1.86
(1,37)	1:A:104:ARG:CD	2:B:78:GLY:O	11	1.86
(1,37)	1:A:104:ARG:CD	2:B:79:LYS:C	11	1.86
(1,37)	1:A:104:ARG:CD	2:B:79:LYS:CA	11	1.86
(1,37)	1:A:104:ARG:CD	2:B:79:LYS:CB	11	1.86
(1,37)	1:A:104:ARG:CD	2:B:79:LYS:CD	11	1.86
(1,37)	1:A:104:ARG:CD	2:B:79:LYS:CE	11	1.86
(1,37)	1:A:104:ARG:CD	2:B:79:LYS:CG	11	1.86
(1,37)	1:A:104:ARG:CD	2:B:79:LYS:H	11	1.86
(1,37)	1:A:104:ARG:CD	2:B:79:LYS:HA	11	1.86
(1,37)	1:A:104:ARG:CD	2:B:79:LYS:HB2	11	1.86
(1,37)	1:A:104:ARG:CD	2:B:79:LYS:HB3	11	1.86
(1,37)	1:A:104:ARG:CD	2:B:79:LYS:HD2	11	1.86
(1,37)	1:A:104:ARG:CD	2:B:79:LYS:HD3	11	1.86
(1,37)	1:A:104:ARG:CD	2:B:79:LYS:HE2	11	1.86
(1,37)	1:A:104:ARG:CD	2:B:79:LYS:HE3	11	1.86
(1,37)	1:A:104:ARG:CD	2:B:79:LYS:HG2	11	1.86
(1,37)	1:A:104:ARG:CD	2:B:79:LYS:HG3	11	1.86
(1,37)	1:A:104:ARG:CD	2:B:79:LYS:HZ1	11	1.86
(1,37)	1:A:104:ARG:CD	2:B:79:LYS:HZ2	11	1.86

*Continued on next page...*

*Continued from previous page...*

Key	Atom-1	Atom-2	Model ID	Violation (Å)
(1,37)	1:A:104:ARG:CD	2:B:79:LYS:HZ3	11	1.86
(1,37)	1:A:104:ARG:CD	2:B:79:LYS:N	11	1.86
(1,37)	1:A:104:ARG:CD	2:B:79:LYS:NZ	11	1.86
(1,37)	1:A:104:ARG:CD	2:B:79:LYS:O	11	1.86
(1,37)	1:A:104:ARG:CD	2:B:80:ILE:C	11	1.86
(1,37)	1:A:104:ARG:CD	2:B:80:ILE:CA	11	1.86
(1,37)	1:A:104:ARG:CD	2:B:80:ILE:CB	11	1.86
(1,37)	1:A:104:ARG:CD	2:B:80:ILE:CD1	11	1.86
(1,37)	1:A:104:ARG:CD	2:B:80:ILE:CG1	11	1.86
(1,37)	1:A:104:ARG:CD	2:B:80:ILE:CG2	11	1.86
(1,37)	1:A:104:ARG:CD	2:B:80:ILE:H	11	1.86
(1,37)	1:A:104:ARG:CD	2:B:80:ILE:HA	11	1.86
(1,37)	1:A:104:ARG:CD	2:B:80:ILE:HB	11	1.86
(1,37)	1:A:104:ARG:CD	2:B:80:ILE:HD11	11	1.86
(1,37)	1:A:104:ARG:CD	2:B:80:ILE:HD12	11	1.86
(1,37)	1:A:104:ARG:CD	2:B:80:ILE:HD13	11	1.86
(1,37)	1:A:104:ARG:CD	2:B:80:ILE:HG12	11	1.86
(1,37)	1:A:104:ARG:CD	2:B:80:ILE:HG13	11	1.86
(1,37)	1:A:104:ARG:CD	2:B:80:ILE:HG21	11	1.86
(1,37)	1:A:104:ARG:CD	2:B:80:ILE:HG22	11	1.86
(1,37)	1:A:104:ARG:CD	2:B:80:ILE:HG23	11	1.86
(1,37)	1:A:104:ARG:CD	2:B:80:ILE:N	11	1.86
(1,37)	1:A:104:ARG:CD	2:B:80:ILE:O	11	1.86
(1,37)	1:A:104:ARG:CD	2:B:84:GLN:C	11	1.86
(1,37)	1:A:104:ARG:CD	2:B:84:GLN:CA	11	1.86
(1,37)	1:A:104:ARG:CD	2:B:84:GLN:CB	11	1.86
(1,37)	1:A:104:ARG:CD	2:B:84:GLN:CD	11	1.86
(1,37)	1:A:104:ARG:CD	2:B:84:GLN:CG	11	1.86
(1,37)	1:A:104:ARG:CD	2:B:84:GLN:H	11	1.86
(1,37)	1:A:104:ARG:CD	2:B:84:GLN:HA	11	1.86
(1,37)	1:A:104:ARG:CD	2:B:84:GLN:HB2	11	1.86
(1,37)	1:A:104:ARG:CD	2:B:84:GLN:HB3	11	1.86
(1,37)	1:A:104:ARG:CD	2:B:84:GLN:HE21	11	1.86
(1,37)	1:A:104:ARG:CD	2:B:84:GLN:HE22	11	1.86
(1,37)	1:A:104:ARG:CD	2:B:84:GLN:HG2	11	1.86
(1,37)	1:A:104:ARG:CD	2:B:84:GLN:HG3	11	1.86
(1,37)	1:A:104:ARG:CD	2:B:84:GLN:N	11	1.86
(1,37)	1:A:104:ARG:CD	2:B:84:GLN:NE2	11	1.86
(1,37)	1:A:104:ARG:CD	2:B:84:GLN:O	11	1.86
(1,37)	1:A:104:ARG:CD	2:B:84:GLN:OE1	11	1.86
(1,37)	1:A:104:ARG:CD	2:B:97:THR:C	11	1.86
(1,37)	1:A:104:ARG:CD	2:B:97:THR:CA	11	1.86

*Continued on next page...*

*Continued from previous page...*

Key	Atom-1	Atom-2	Model ID	Violation (Å)
(1,37)	1:A:104:ARG:CD	2:B:97:THR:CB	11	1.86
(1,37)	1:A:104:ARG:CD	2:B:97:THR:CG2	11	1.86
(1,37)	1:A:104:ARG:CD	2:B:97:THR:H	11	1.86
(1,37)	1:A:104:ARG:CD	2:B:97:THR:HA	11	1.86
(1,37)	1:A:104:ARG:CD	2:B:97:THR:HB	11	1.86
(1,37)	1:A:104:ARG:CD	2:B:97:THR:HG1	11	1.86
(1,37)	1:A:104:ARG:CD	2:B:97:THR:HG21	11	1.86
(1,37)	1:A:104:ARG:CD	2:B:97:THR:HG22	11	1.86
(1,37)	1:A:104:ARG:CD	2:B:97:THR:HG23	11	1.86
(1,37)	1:A:104:ARG:CD	2:B:97:THR:N	11	1.86
(1,37)	1:A:104:ARG:CD	2:B:97:THR:O	11	1.86
(1,37)	1:A:104:ARG:CD	2:B:97:THR:OG1	11	1.86
(1,37)	1:A:104:ARG:CD	2:B:99:HIS:C	11	1.86
(1,37)	1:A:104:ARG:CD	2:B:99:HIS:CA	11	1.86
(1,37)	1:A:104:ARG:CD	2:B:99:HIS:CB	11	1.86
(1,37)	1:A:104:ARG:CD	2:B:99:HIS:CD2	11	1.86
(1,37)	1:A:104:ARG:CD	2:B:99:HIS:CE1	11	1.86
(1,37)	1:A:104:ARG:CD	2:B:99:HIS:CG	11	1.86
(1,37)	1:A:104:ARG:CD	2:B:99:HIS:H	11	1.86
(1,37)	1:A:104:ARG:CD	2:B:99:HIS:HA	11	1.86
(1,37)	1:A:104:ARG:CD	2:B:99:HIS:HB2	11	1.86
(1,37)	1:A:104:ARG:CD	2:B:99:HIS:HB3	11	1.86
(1,37)	1:A:104:ARG:CD	2:B:99:HIS:HD1	11	1.86
(1,37)	1:A:104:ARG:CD	2:B:99:HIS:HD2	11	1.86
(1,37)	1:A:104:ARG:CD	2:B:99:HIS:HE1	11	1.86
(1,37)	1:A:104:ARG:CD	2:B:99:HIS:HE2	11	1.86
(1,37)	1:A:104:ARG:CD	2:B:99:HIS:N	11	1.86
(1,37)	1:A:104:ARG:CD	2:B:99:HIS:ND1	11	1.86
(1,37)	1:A:104:ARG:CD	2:B:99:HIS:NE2	11	1.86
(1,37)	1:A:104:ARG:CD	2:B:99:HIS:O	11	1.86
(1,37)	1:A:104:ARG:CD	2:B:101:VAL:C	11	1.86
(1,37)	1:A:104:ARG:CD	2:B:101:VAL:CA	11	1.86
(1,37)	1:A:104:ARG:CD	2:B:101:VAL:CB	11	1.86
(1,37)	1:A:104:ARG:CD	2:B:101:VAL:CG1	11	1.86
(1,37)	1:A:104:ARG:CD	2:B:101:VAL:CG2	11	1.86
(1,37)	1:A:104:ARG:CD	2:B:101:VAL:H	11	1.86
(1,37)	1:A:104:ARG:CD	2:B:101:VAL:HA	11	1.86
(1,37)	1:A:104:ARG:CD	2:B:101:VAL:HB	11	1.86
(1,37)	1:A:104:ARG:CD	2:B:101:VAL:HG11	11	1.86
(1,37)	1:A:104:ARG:CD	2:B:101:VAL:HG12	11	1.86
(1,37)	1:A:104:ARG:CD	2:B:101:VAL:HG13	11	1.86
(1,37)	1:A:104:ARG:CD	2:B:101:VAL:HG21	11	1.86

*Continued on next page...*

*Continued from previous page...*

Key	Atom-1	Atom-2	Model ID	Violation (Å)
(1,37)	1:A:104:ARG:CD	2:B:101:VAL:HG22	11	1.86
(1,37)	1:A:104:ARG:CD	2:B:101:VAL:HG23	11	1.86
(1,37)	1:A:104:ARG:CD	2:B:101:VAL:N	11	1.86
(1,37)	1:A:104:ARG:CD	2:B:101:VAL:O	11	1.86
(1,37)	1:A:104:ARG:CG	2:B:75:ILE:C	11	1.86
(1,37)	1:A:104:ARG:CG	2:B:75:ILE:CA	11	1.86
(1,37)	1:A:104:ARG:CG	2:B:75:ILE:CB	11	1.86
(1,37)	1:A:104:ARG:CG	2:B:75:ILE:CD1	11	1.86
(1,37)	1:A:104:ARG:CG	2:B:75:ILE:CG1	11	1.86
(1,37)	1:A:104:ARG:CG	2:B:75:ILE:CG2	11	1.86
(1,37)	1:A:104:ARG:CG	2:B:75:ILE:H	11	1.86
(1,37)	1:A:104:ARG:CG	2:B:75:ILE:HA	11	1.86
(1,37)	1:A:104:ARG:CG	2:B:75:ILE:HB	11	1.86
(1,37)	1:A:104:ARG:CG	2:B:75:ILE:HD11	11	1.86
(1,37)	1:A:104:ARG:CG	2:B:75:ILE:HD12	11	1.86
(1,37)	1:A:104:ARG:CG	2:B:75:ILE:HD13	11	1.86
(1,37)	1:A:104:ARG:CG	2:B:75:ILE:HG12	11	1.86
(1,37)	1:A:104:ARG:CG	2:B:75:ILE:HG13	11	1.86
(1,37)	1:A:104:ARG:CG	2:B:75:ILE:HG21	11	1.86
(1,37)	1:A:104:ARG:CG	2:B:75:ILE:HG22	11	1.86
(1,37)	1:A:104:ARG:CG	2:B:75:ILE:HG23	11	1.86
(1,37)	1:A:104:ARG:CG	2:B:75:ILE:N	11	1.86
(1,37)	1:A:104:ARG:CG	2:B:75:ILE:O	11	1.86
(1,37)	1:A:104:ARG:CG	2:B:77:ALA:C	11	1.86
(1,37)	1:A:104:ARG:CG	2:B:77:ALA:CA	11	1.86
(1,37)	1:A:104:ARG:CG	2:B:77:ALA:CB	11	1.86
(1,37)	1:A:104:ARG:CG	2:B:77:ALA:H	11	1.86
(1,37)	1:A:104:ARG:CG	2:B:77:ALA:HA	11	1.86
(1,37)	1:A:104:ARG:CG	2:B:77:ALA:HB1	11	1.86
(1,37)	1:A:104:ARG:CG	2:B:77:ALA:HB2	11	1.86
(1,37)	1:A:104:ARG:CG	2:B:77:ALA:HB3	11	1.86
(1,37)	1:A:104:ARG:CG	2:B:77:ALA:N	11	1.86
(1,37)	1:A:104:ARG:CG	2:B:77:ALA:O	11	1.86
(1,37)	1:A:104:ARG:CG	2:B:78:GLY:C	11	1.86
(1,37)	1:A:104:ARG:CG	2:B:78:GLY:CA	11	1.86
(1,37)	1:A:104:ARG:CG	2:B:78:GLY:H	11	1.86
(1,37)	1:A:104:ARG:CG	2:B:78:GLY:HA2	11	1.86
(1,37)	1:A:104:ARG:CG	2:B:78:GLY:HA3	11	1.86
(1,37)	1:A:104:ARG:CG	2:B:78:GLY:N	11	1.86
(1,37)	1:A:104:ARG:CG	2:B:78:GLY:O	11	1.86
(1,37)	1:A:104:ARG:CG	2:B:79:LYS:C	11	1.86
(1,37)	1:A:104:ARG:CG	2:B:79:LYS:CA	11	1.86

*Continued on next page...*



*Continued from previous page...*

Key	Atom-1	Atom-2	Model ID	Violation (Å)
(1,37)	1:A:104:ARG:CG	2:B:79:LYS:CB	11	1.86
(1,37)	1:A:104:ARG:CG	2:B:79:LYS:CD	11	1.86
(1,37)	1:A:104:ARG:CG	2:B:79:LYS:CE	11	1.86
(1,37)	1:A:104:ARG:CG	2:B:79:LYS:CG	11	1.86
(1,37)	1:A:104:ARG:CG	2:B:79:LYS:H	11	1.86
(1,37)	1:A:104:ARG:CG	2:B:79:LYS:HA	11	1.86
(1,37)	1:A:104:ARG:CG	2:B:79:LYS:HB2	11	1.86
(1,37)	1:A:104:ARG:CG	2:B:79:LYS:HB3	11	1.86
(1,37)	1:A:104:ARG:CG	2:B:79:LYS:HD2	11	1.86
(1,37)	1:A:104:ARG:CG	2:B:79:LYS:HD3	11	1.86
(1,37)	1:A:104:ARG:CG	2:B:79:LYS:HE2	11	1.86
(1,37)	1:A:104:ARG:CG	2:B:79:LYS:HE3	11	1.86
(1,37)	1:A:104:ARG:CG	2:B:79:LYS:HG2	11	1.86
(1,37)	1:A:104:ARG:CG	2:B:79:LYS:HG3	11	1.86
(1,37)	1:A:104:ARG:CG	2:B:79:LYS:HZ1	11	1.86
(1,37)	1:A:104:ARG:CG	2:B:79:LYS:HZ2	11	1.86
(1,37)	1:A:104:ARG:CG	2:B:79:LYS:HZ3	11	1.86
(1,37)	1:A:104:ARG:CG	2:B:79:LYS:N	11	1.86
(1,37)	1:A:104:ARG:CG	2:B:79:LYS:NZ	11	1.86
(1,37)	1:A:104:ARG:CG	2:B:79:LYS:O	11	1.86
(1,37)	1:A:104:ARG:CG	2:B:80:ILE:C	11	1.86
(1,37)	1:A:104:ARG:CG	2:B:80:ILE:CA	11	1.86
(1,37)	1:A:104:ARG:CG	2:B:80:ILE:CB	11	1.86
(1,37)	1:A:104:ARG:CG	2:B:80:ILE:CD1	11	1.86
(1,37)	1:A:104:ARG:CG	2:B:80:ILE:CG1	11	1.86
(1,37)	1:A:104:ARG:CG	2:B:80:ILE:CG2	11	1.86
(1,37)	1:A:104:ARG:CG	2:B:80:ILE:H	11	1.86
(1,37)	1:A:104:ARG:CG	2:B:80:ILE:HA	11	1.86
(1,37)	1:A:104:ARG:CG	2:B:80:ILE:HB	11	1.86
(1,37)	1:A:104:ARG:CG	2:B:80:ILE:HD11	11	1.86
(1,37)	1:A:104:ARG:CG	2:B:80:ILE:HD12	11	1.86
(1,37)	1:A:104:ARG:CG	2:B:80:ILE:HD13	11	1.86
(1,37)	1:A:104:ARG:CG	2:B:80:ILE:HG12	11	1.86
(1,37)	1:A:104:ARG:CG	2:B:80:ILE:HG13	11	1.86
(1,37)	1:A:104:ARG:CG	2:B:80:ILE:HG21	11	1.86
(1,37)	1:A:104:ARG:CG	2:B:80:ILE:HG22	11	1.86
(1,37)	1:A:104:ARG:CG	2:B:80:ILE:HG23	11	1.86
(1,37)	1:A:104:ARG:CG	2:B:80:ILE:N	11	1.86
(1,37)	1:A:104:ARG:CG	2:B:80:ILE:O	11	1.86
(1,37)	1:A:104:ARG:CG	2:B:84:GLN:C	11	1.86
(1,37)	1:A:104:ARG:CG	2:B:84:GLN:CA	11	1.86
(1,37)	1:A:104:ARG:CG	2:B:84:GLN:CB	11	1.86

*Continued on next page...*

*Continued from previous page...*

Key	Atom-1	Atom-2	Model ID	Violation (Å)
(1,37)	1:A:104:ARG:CG	2:B:84:GLN:CD	11	1.86
(1,37)	1:A:104:ARG:CG	2:B:84:GLN:CG	11	1.86
(1,37)	1:A:104:ARG:CG	2:B:84:GLN:H	11	1.86
(1,37)	1:A:104:ARG:CG	2:B:84:GLN:HA	11	1.86
(1,37)	1:A:104:ARG:CG	2:B:84:GLN:HB2	11	1.86
(1,37)	1:A:104:ARG:CG	2:B:84:GLN:HB3	11	1.86
(1,37)	1:A:104:ARG:CG	2:B:84:GLN:HE21	11	1.86
(1,37)	1:A:104:ARG:CG	2:B:84:GLN:HE22	11	1.86
(1,37)	1:A:104:ARG:CG	2:B:84:GLN:HG2	11	1.86
(1,37)	1:A:104:ARG:CG	2:B:84:GLN:HG3	11	1.86
(1,37)	1:A:104:ARG:CG	2:B:84:GLN:N	11	1.86
(1,37)	1:A:104:ARG:CG	2:B:84:GLN:NE2	11	1.86
(1,37)	1:A:104:ARG:CG	2:B:84:GLN:O	11	1.86
(1,37)	1:A:104:ARG:CG	2:B:84:GLN:OE1	11	1.86
(1,37)	1:A:104:ARG:CG	2:B:97:THR:C	11	1.86
(1,37)	1:A:104:ARG:CG	2:B:97:THR:CA	11	1.86
(1,37)	1:A:104:ARG:CG	2:B:97:THR:CB	11	1.86
(1,37)	1:A:104:ARG:CG	2:B:97:THR:CG2	11	1.86
(1,37)	1:A:104:ARG:CG	2:B:97:THR:H	11	1.86
(1,37)	1:A:104:ARG:CG	2:B:97:THR:HA	11	1.86
(1,37)	1:A:104:ARG:CG	2:B:97:THR:HB	11	1.86
(1,37)	1:A:104:ARG:CG	2:B:97:THR:HG1	11	1.86
(1,37)	1:A:104:ARG:CG	2:B:97:THR:HG21	11	1.86
(1,37)	1:A:104:ARG:CG	2:B:97:THR:HG22	11	1.86
(1,37)	1:A:104:ARG:CG	2:B:97:THR:HG23	11	1.86
(1,37)	1:A:104:ARG:CG	2:B:97:THR:N	11	1.86
(1,37)	1:A:104:ARG:CG	2:B:97:THR:O	11	1.86
(1,37)	1:A:104:ARG:CG	2:B:97:THR:OG1	11	1.86
(1,37)	1:A:104:ARG:CG	2:B:99:HIS:C	11	1.86
(1,37)	1:A:104:ARG:CG	2:B:99:HIS:CA	11	1.86
(1,37)	1:A:104:ARG:CG	2:B:99:HIS:CB	11	1.86
(1,37)	1:A:104:ARG:CG	2:B:99:HIS:CD2	11	1.86
(1,37)	1:A:104:ARG:CG	2:B:99:HIS:CE1	11	1.86
(1,37)	1:A:104:ARG:CG	2:B:99:HIS:CG	11	1.86
(1,37)	1:A:104:ARG:CG	2:B:99:HIS:H	11	1.86
(1,37)	1:A:104:ARG:CG	2:B:99:HIS:HA	11	1.86
(1,37)	1:A:104:ARG:CG	2:B:99:HIS:HB2	11	1.86
(1,37)	1:A:104:ARG:CG	2:B:99:HIS:HB3	11	1.86
(1,37)	1:A:104:ARG:CG	2:B:99:HIS:HD1	11	1.86
(1,37)	1:A:104:ARG:CG	2:B:99:HIS:HD2	11	1.86
(1,37)	1:A:104:ARG:CG	2:B:99:HIS:HE1	11	1.86
(1,37)	1:A:104:ARG:CG	2:B:99:HIS:HE2	11	1.86

*Continued on next page...*

*Continued from previous page...*

Key	Atom-1	Atom-2	Model ID	Violation (Å)
(1,37)	1:A:104:ARG:CG	2:B:99:HIS:N	11	1.86
(1,37)	1:A:104:ARG:CG	2:B:99:HIS:ND1	11	1.86
(1,37)	1:A:104:ARG:CG	2:B:99:HIS:NE2	11	1.86
(1,37)	1:A:104:ARG:CG	2:B:99:HIS:O	11	1.86
(1,37)	1:A:104:ARG:CG	2:B:101:VAL:C	11	1.86
(1,37)	1:A:104:ARG:CG	2:B:101:VAL:CA	11	1.86
(1,37)	1:A:104:ARG:CG	2:B:101:VAL:CB	11	1.86
(1,37)	1:A:104:ARG:CG	2:B:101:VAL:CG1	11	1.86
(1,37)	1:A:104:ARG:CG	2:B:101:VAL:CG2	11	1.86
(1,37)	1:A:104:ARG:CG	2:B:101:VAL:H	11	1.86
(1,37)	1:A:104:ARG:CG	2:B:101:VAL:HA	11	1.86
(1,37)	1:A:104:ARG:CG	2:B:101:VAL:HB	11	1.86
(1,37)	1:A:104:ARG:CG	2:B:101:VAL:HG11	11	1.86
(1,37)	1:A:104:ARG:CG	2:B:101:VAL:HG12	11	1.86
(1,37)	1:A:104:ARG:CG	2:B:101:VAL:HG13	11	1.86
(1,37)	1:A:104:ARG:CG	2:B:101:VAL:HG21	11	1.86
(1,37)	1:A:104:ARG:CG	2:B:101:VAL:HG22	11	1.86
(1,37)	1:A:104:ARG:CG	2:B:101:VAL:HG23	11	1.86
(1,37)	1:A:104:ARG:CG	2:B:101:VAL:N	11	1.86
(1,37)	1:A:104:ARG:CG	2:B:101:VAL:O	11	1.86
(1,37)	1:A:104:ARG:CZ	2:B:75:ILE:C	11	1.86
(1,37)	1:A:104:ARG:CZ	2:B:75:ILE:CA	11	1.86
(1,37)	1:A:104:ARG:CZ	2:B:75:ILE:CB	11	1.86
(1,37)	1:A:104:ARG:CZ	2:B:75:ILE:CD1	11	1.86
(1,37)	1:A:104:ARG:CZ	2:B:75:ILE:CG1	11	1.86
(1,37)	1:A:104:ARG:CZ	2:B:75:ILE:CG2	11	1.86
(1,37)	1:A:104:ARG:CZ	2:B:75:ILE:H	11	1.86
(1,37)	1:A:104:ARG:CZ	2:B:75:ILE:HA	11	1.86
(1,37)	1:A:104:ARG:CZ	2:B:75:ILE:HB	11	1.86
(1,37)	1:A:104:ARG:CZ	2:B:75:ILE:HD11	11	1.86
(1,37)	1:A:104:ARG:CZ	2:B:75:ILE:HD12	11	1.86
(1,37)	1:A:104:ARG:CZ	2:B:75:ILE:HD13	11	1.86
(1,37)	1:A:104:ARG:CZ	2:B:75:ILE:HG12	11	1.86
(1,37)	1:A:104:ARG:CZ	2:B:75:ILE:HG13	11	1.86
(1,37)	1:A:104:ARG:CZ	2:B:75:ILE:HG21	11	1.86
(1,37)	1:A:104:ARG:CZ	2:B:75:ILE:HG22	11	1.86
(1,37)	1:A:104:ARG:CZ	2:B:75:ILE:HG23	11	1.86
(1,37)	1:A:104:ARG:CZ	2:B:75:ILE:N	11	1.86
(1,37)	1:A:104:ARG:CZ	2:B:75:ILE:O	11	1.86
(1,37)	1:A:104:ARG:CZ	2:B:77:ALA:C	11	1.86
(1,37)	1:A:104:ARG:CZ	2:B:77:ALA:CA	11	1.86
(1,37)	1:A:104:ARG:CZ	2:B:77:ALA:CB	11	1.86

*Continued on next page...*

*Continued from previous page...*

Key	Atom-1	Atom-2	Model ID	Violation (Å)
(1,37)	1:A:104:ARG:CZ	2:B:77:ALA:H	11	1.86
(1,37)	1:A:104:ARG:CZ	2:B:77:ALA:HA	11	1.86
(1,37)	1:A:104:ARG:CZ	2:B:77:ALA:HB1	11	1.86
(1,37)	1:A:104:ARG:CZ	2:B:77:ALA:HB2	11	1.86
(1,37)	1:A:104:ARG:CZ	2:B:77:ALA:HB3	11	1.86
(1,37)	1:A:104:ARG:CZ	2:B:77:ALA:N	11	1.86
(1,37)	1:A:104:ARG:CZ	2:B:77:ALA:O	11	1.86
(1,37)	1:A:104:ARG:CZ	2:B:78:GLY:C	11	1.86
(1,37)	1:A:104:ARG:CZ	2:B:78:GLY:CA	11	1.86
(1,37)	1:A:104:ARG:CZ	2:B:78:GLY:H	11	1.86
(1,37)	1:A:104:ARG:CZ	2:B:78:GLY:HA2	11	1.86
(1,37)	1:A:104:ARG:CZ	2:B:78:GLY:HA3	11	1.86
(1,37)	1:A:104:ARG:CZ	2:B:78:GLY:N	11	1.86
(1,37)	1:A:104:ARG:CZ	2:B:78:GLY:O	11	1.86
(1,37)	1:A:104:ARG:CZ	2:B:79:LYS:C	11	1.86
(1,37)	1:A:104:ARG:CZ	2:B:79:LYS:CA	11	1.86
(1,37)	1:A:104:ARG:CZ	2:B:79:LYS:CB	11	1.86
(1,37)	1:A:104:ARG:CZ	2:B:79:LYS:CD	11	1.86
(1,37)	1:A:104:ARG:CZ	2:B:79:LYS:CE	11	1.86
(1,37)	1:A:104:ARG:CZ	2:B:79:LYS:CG	11	1.86
(1,37)	1:A:104:ARG:CZ	2:B:79:LYS:H	11	1.86
(1,37)	1:A:104:ARG:CZ	2:B:79:LYS:HA	11	1.86
(1,37)	1:A:104:ARG:CZ	2:B:79:LYS:HB2	11	1.86
(1,37)	1:A:104:ARG:CZ	2:B:79:LYS:HB3	11	1.86
(1,37)	1:A:104:ARG:CZ	2:B:79:LYS:HD2	11	1.86
(1,37)	1:A:104:ARG:CZ	2:B:79:LYS:HD3	11	1.86
(1,37)	1:A:104:ARG:CZ	2:B:79:LYS:HE2	11	1.86
(1,37)	1:A:104:ARG:CZ	2:B:79:LYS:HE3	11	1.86
(1,37)	1:A:104:ARG:CZ	2:B:79:LYS:HG2	11	1.86
(1,37)	1:A:104:ARG:CZ	2:B:79:LYS:HG3	11	1.86
(1,37)	1:A:104:ARG:CZ	2:B:79:LYS:HZ1	11	1.86
(1,37)	1:A:104:ARG:CZ	2:B:79:LYS:HZ2	11	1.86
(1,37)	1:A:104:ARG:CZ	2:B:79:LYS:HZ3	11	1.86
(1,37)	1:A:104:ARG:CZ	2:B:79:LYS:N	11	1.86
(1,37)	1:A:104:ARG:CZ	2:B:79:LYS:NZ	11	1.86
(1,37)	1:A:104:ARG:CZ	2:B:79:LYS:O	11	1.86
(1,37)	1:A:104:ARG:CZ	2:B:80:ILE:C	11	1.86
(1,37)	1:A:104:ARG:CZ	2:B:80:ILE:CA	11	1.86
(1,37)	1:A:104:ARG:CZ	2:B:80:ILE:CB	11	1.86
(1,37)	1:A:104:ARG:CZ	2:B:80:ILE:CD1	11	1.86
(1,37)	1:A:104:ARG:CZ	2:B:80:ILE:CG1	11	1.86
(1,37)	1:A:104:ARG:CZ	2:B:80:ILE:CG2	11	1.86

*Continued on next page...*

*Continued from previous page...*

Key	Atom-1	Atom-2	Model ID	Violation (Å)
(1,37)	1:A:104:ARG:CZ	2:B:80:ILE:H	11	1.86
(1,37)	1:A:104:ARG:CZ	2:B:80:ILE:HA	11	1.86
(1,37)	1:A:104:ARG:CZ	2:B:80:ILE:HB	11	1.86
(1,37)	1:A:104:ARG:CZ	2:B:80:ILE:HD11	11	1.86
(1,37)	1:A:104:ARG:CZ	2:B:80:ILE:HD12	11	1.86
(1,37)	1:A:104:ARG:CZ	2:B:80:ILE:HD13	11	1.86
(1,37)	1:A:104:ARG:CZ	2:B:80:ILE:HG12	11	1.86
(1,37)	1:A:104:ARG:CZ	2:B:80:ILE:HG13	11	1.86
(1,37)	1:A:104:ARG:CZ	2:B:80:ILE:HG21	11	1.86
(1,37)	1:A:104:ARG:CZ	2:B:80:ILE:HG22	11	1.86
(1,37)	1:A:104:ARG:CZ	2:B:80:ILE:HG23	11	1.86
(1,37)	1:A:104:ARG:CZ	2:B:80:ILE:N	11	1.86
(1,37)	1:A:104:ARG:CZ	2:B:80:ILE:O	11	1.86
(1,37)	1:A:104:ARG:CZ	2:B:84:GLN:C	11	1.86
(1,37)	1:A:104:ARG:CZ	2:B:84:GLN:CA	11	1.86
(1,37)	1:A:104:ARG:CZ	2:B:84:GLN:CB	11	1.86
(1,37)	1:A:104:ARG:CZ	2:B:84:GLN:CD	11	1.86
(1,37)	1:A:104:ARG:CZ	2:B:84:GLN:CG	11	1.86
(1,37)	1:A:104:ARG:CZ	2:B:84:GLN:H	11	1.86
(1,37)	1:A:104:ARG:CZ	2:B:84:GLN:HA	11	1.86
(1,37)	1:A:104:ARG:CZ	2:B:84:GLN:HB2	11	1.86
(1,37)	1:A:104:ARG:CZ	2:B:84:GLN:HB3	11	1.86
(1,37)	1:A:104:ARG:CZ	2:B:84:GLN:HE21	11	1.86
(1,37)	1:A:104:ARG:CZ	2:B:84:GLN:HE22	11	1.86
(1,37)	1:A:104:ARG:CZ	2:B:84:GLN:HG2	11	1.86
(1,37)	1:A:104:ARG:CZ	2:B:84:GLN:HG3	11	1.86
(1,37)	1:A:104:ARG:CZ	2:B:84:GLN:N	11	1.86
(1,37)	1:A:104:ARG:CZ	2:B:84:GLN:NE2	11	1.86
(1,37)	1:A:104:ARG:CZ	2:B:84:GLN:O	11	1.86
(1,37)	1:A:104:ARG:CZ	2:B:84:GLN:OE1	11	1.86
(1,37)	1:A:104:ARG:CZ	2:B:97:THR:C	11	1.86
(1,37)	1:A:104:ARG:CZ	2:B:97:THR:CA	11	1.86
(1,37)	1:A:104:ARG:CZ	2:B:97:THR:CB	11	1.86
(1,37)	1:A:104:ARG:CZ	2:B:97:THR:CG2	11	1.86
(1,37)	1:A:104:ARG:CZ	2:B:97:THR:H	11	1.86
(1,37)	1:A:104:ARG:CZ	2:B:97:THR:HA	11	1.86
(1,37)	1:A:104:ARG:CZ	2:B:97:THR:HB	11	1.86
(1,37)	1:A:104:ARG:CZ	2:B:97:THR:HG1	11	1.86
(1,37)	1:A:104:ARG:CZ	2:B:97:THR:HG21	11	1.86
(1,37)	1:A:104:ARG:CZ	2:B:97:THR:HG22	11	1.86
(1,37)	1:A:104:ARG:CZ	2:B:97:THR:HG23	11	1.86
(1,37)	1:A:104:ARG:CZ	2:B:97:THR:N	11	1.86

*Continued on next page...*

*Continued from previous page...*

Key	Atom-1	Atom-2	Model ID	Violation (Å)
(1,37)	1:A:104:ARG:CZ	2:B:97:THR:O	11	1.86
(1,37)	1:A:104:ARG:CZ	2:B:97:THR:OG1	11	1.86
(1,37)	1:A:104:ARG:CZ	2:B:99:HIS:C	11	1.86
(1,37)	1:A:104:ARG:CZ	2:B:99:HIS:CA	11	1.86
(1,37)	1:A:104:ARG:CZ	2:B:99:HIS:CB	11	1.86
(1,37)	1:A:104:ARG:CZ	2:B:99:HIS:CD2	11	1.86
(1,37)	1:A:104:ARG:CZ	2:B:99:HIS:CE1	11	1.86
(1,37)	1:A:104:ARG:CZ	2:B:99:HIS:CG	11	1.86
(1,37)	1:A:104:ARG:CZ	2:B:99:HIS:H	11	1.86
(1,37)	1:A:104:ARG:CZ	2:B:99:HIS:HA	11	1.86
(1,37)	1:A:104:ARG:CZ	2:B:99:HIS:HB2	11	1.86
(1,37)	1:A:104:ARG:CZ	2:B:99:HIS:HB3	11	1.86
(1,37)	1:A:104:ARG:CZ	2:B:99:HIS:HD1	11	1.86
(1,37)	1:A:104:ARG:CZ	2:B:99:HIS:HD2	11	1.86
(1,37)	1:A:104:ARG:CZ	2:B:99:HIS:HE1	11	1.86
(1,37)	1:A:104:ARG:CZ	2:B:99:HIS:HE2	11	1.86
(1,37)	1:A:104:ARG:CZ	2:B:99:HIS:N	11	1.86
(1,37)	1:A:104:ARG:CZ	2:B:99:HIS:ND1	11	1.86
(1,37)	1:A:104:ARG:CZ	2:B:99:HIS:NE2	11	1.86
(1,37)	1:A:104:ARG:CZ	2:B:99:HIS:O	11	1.86
(1,37)	1:A:104:ARG:CZ	2:B:101:VAL:C	11	1.86
(1,37)	1:A:104:ARG:CZ	2:B:101:VAL:CA	11	1.86
(1,37)	1:A:104:ARG:CZ	2:B:101:VAL:CB	11	1.86
(1,37)	1:A:104:ARG:CZ	2:B:101:VAL:CG1	11	1.86
(1,37)	1:A:104:ARG:CZ	2:B:101:VAL:CG2	11	1.86
(1,37)	1:A:104:ARG:CZ	2:B:101:VAL:H	11	1.86
(1,37)	1:A:104:ARG:CZ	2:B:101:VAL:HA	11	1.86
(1,37)	1:A:104:ARG:CZ	2:B:101:VAL:HB	11	1.86
(1,37)	1:A:104:ARG:CZ	2:B:101:VAL:HG11	11	1.86
(1,37)	1:A:104:ARG:CZ	2:B:101:VAL:HG12	11	1.86
(1,37)	1:A:104:ARG:CZ	2:B:101:VAL:HG13	11	1.86
(1,37)	1:A:104:ARG:CZ	2:B:101:VAL:HG21	11	1.86
(1,37)	1:A:104:ARG:CZ	2:B:101:VAL:HG22	11	1.86
(1,37)	1:A:104:ARG:CZ	2:B:101:VAL:HG23	11	1.86
(1,37)	1:A:104:ARG:CZ	2:B:101:VAL:N	11	1.86
(1,37)	1:A:104:ARG:CZ	2:B:101:VAL:O	11	1.86
(1,37)	1:A:104:ARG:H	2:B:75:ILE:C	11	1.86
(1,37)	1:A:104:ARG:H	2:B:75:ILE:CA	11	1.86
(1,37)	1:A:104:ARG:H	2:B:75:ILE:CB	11	1.86
(1,37)	1:A:104:ARG:H	2:B:75:ILE:CD1	11	1.86
(1,37)	1:A:104:ARG:H	2:B:75:ILE:CG1	11	1.86
(1,37)	1:A:104:ARG:H	2:B:75:ILE:CG2	11	1.86

*Continued on next page...*

*Continued from previous page...*

Key	Atom-1	Atom-2	Model ID	Violation (Å)
(1,37)	1:A:104:ARG:H	2:B:75:ILE:H	11	1.86
(1,37)	1:A:104:ARG:H	2:B:75:ILE:HA	11	1.86
(1,37)	1:A:104:ARG:H	2:B:75:ILE:HB	11	1.86
(1,37)	1:A:104:ARG:H	2:B:75:ILE:HD11	11	1.86
(1,37)	1:A:104:ARG:H	2:B:75:ILE:HD12	11	1.86
(1,37)	1:A:104:ARG:H	2:B:75:ILE:HD13	11	1.86
(1,37)	1:A:104:ARG:H	2:B:75:ILE:HG12	11	1.86
(1,37)	1:A:104:ARG:H	2:B:75:ILE:HG13	11	1.86
(1,37)	1:A:104:ARG:H	2:B:75:ILE:HG21	11	1.86
(1,37)	1:A:104:ARG:H	2:B:75:ILE:HG22	11	1.86
(1,37)	1:A:104:ARG:H	2:B:75:ILE:HG23	11	1.86
(1,37)	1:A:104:ARG:H	2:B:75:ILE:N	11	1.86
(1,37)	1:A:104:ARG:H	2:B:75:ILE:O	11	1.86
(1,37)	1:A:104:ARG:H	2:B:77:ALA:C	11	1.86
(1,37)	1:A:104:ARG:H	2:B:77:ALA:CA	11	1.86
(1,37)	1:A:104:ARG:H	2:B:77:ALA:CB	11	1.86
(1,37)	1:A:104:ARG:H	2:B:77:ALA:H	11	1.86
(1,37)	1:A:104:ARG:H	2:B:77:ALA:HA	11	1.86
(1,37)	1:A:104:ARG:H	2:B:77:ALA:HB1	11	1.86
(1,37)	1:A:104:ARG:H	2:B:77:ALA:HB2	11	1.86
(1,37)	1:A:104:ARG:H	2:B:77:ALA:HB3	11	1.86
(1,37)	1:A:104:ARG:H	2:B:77:ALA:N	11	1.86
(1,37)	1:A:104:ARG:H	2:B:77:ALA:O	11	1.86
(1,37)	1:A:104:ARG:H	2:B:78:GLY:C	11	1.86
(1,37)	1:A:104:ARG:H	2:B:78:GLY:CA	11	1.86
(1,37)	1:A:104:ARG:H	2:B:78:GLY:H	11	1.86
(1,37)	1:A:104:ARG:H	2:B:78:GLY:HA2	11	1.86
(1,37)	1:A:104:ARG:H	2:B:78:GLY:HA3	11	1.86
(1,37)	1:A:104:ARG:H	2:B:78:GLY:N	11	1.86
(1,37)	1:A:104:ARG:H	2:B:78:GLY:O	11	1.86
(1,37)	1:A:104:ARG:H	2:B:79:LYS:C	11	1.86
(1,37)	1:A:104:ARG:H	2:B:79:LYS:CA	11	1.86
(1,37)	1:A:104:ARG:H	2:B:79:LYS:CB	11	1.86
(1,37)	1:A:104:ARG:H	2:B:79:LYS:CD	11	1.86
(1,37)	1:A:104:ARG:H	2:B:79:LYS:CE	11	1.86
(1,37)	1:A:104:ARG:H	2:B:79:LYS:CG	11	1.86
(1,37)	1:A:104:ARG:H	2:B:79:LYS:H	11	1.86
(1,37)	1:A:104:ARG:H	2:B:79:LYS:HA	11	1.86
(1,37)	1:A:104:ARG:H	2:B:79:LYS:HB2	11	1.86
(1,37)	1:A:104:ARG:H	2:B:79:LYS:HB3	11	1.86
(1,37)	1:A:104:ARG:H	2:B:79:LYS:HD2	11	1.86
(1,37)	1:A:104:ARG:H	2:B:79:LYS:HD3	11	1.86

*Continued on next page...*

*Continued from previous page...*

Key	Atom-1	Atom-2	Model ID	Violation (Å)
(1,37)	1:A:104:ARG:H	2:B:79:LYS:HE2	11	1.86
(1,37)	1:A:104:ARG:H	2:B:79:LYS:HE3	11	1.86
(1,37)	1:A:104:ARG:H	2:B:79:LYS:HG2	11	1.86
(1,37)	1:A:104:ARG:H	2:B:79:LYS:HG3	11	1.86
(1,37)	1:A:104:ARG:H	2:B:79:LYS:HZ1	11	1.86
(1,37)	1:A:104:ARG:H	2:B:79:LYS:HZ2	11	1.86
(1,37)	1:A:104:ARG:H	2:B:79:LYS:HZ3	11	1.86
(1,37)	1:A:104:ARG:H	2:B:79:LYS:N	11	1.86
(1,37)	1:A:104:ARG:H	2:B:79:LYS:NZ	11	1.86
(1,37)	1:A:104:ARG:H	2:B:79:LYS:O	11	1.86
(1,37)	1:A:104:ARG:H	2:B:80:ILE:C	11	1.86
(1,37)	1:A:104:ARG:H	2:B:80:ILE:CA	11	1.86
(1,37)	1:A:104:ARG:H	2:B:80:ILE:CB	11	1.86
(1,37)	1:A:104:ARG:H	2:B:80:ILE:CD1	11	1.86
(1,37)	1:A:104:ARG:H	2:B:80:ILE:CG1	11	1.86
(1,37)	1:A:104:ARG:H	2:B:80:ILE:CG2	11	1.86
(1,37)	1:A:104:ARG:H	2:B:80:ILE:H	11	1.86
(1,37)	1:A:104:ARG:H	2:B:80:ILE:HA	11	1.86
(1,37)	1:A:104:ARG:H	2:B:80:ILE:HB	11	1.86
(1,37)	1:A:104:ARG:H	2:B:80:ILE:HD11	11	1.86
(1,37)	1:A:104:ARG:H	2:B:80:ILE:HD12	11	1.86
(1,37)	1:A:104:ARG:H	2:B:80:ILE:HD13	11	1.86
(1,37)	1:A:104:ARG:H	2:B:80:ILE:HG12	11	1.86
(1,37)	1:A:104:ARG:H	2:B:80:ILE:HG13	11	1.86
(1,37)	1:A:104:ARG:H	2:B:80:ILE:HG21	11	1.86
(1,37)	1:A:104:ARG:H	2:B:80:ILE:HG22	11	1.86
(1,37)	1:A:104:ARG:H	2:B:80:ILE:HG23	11	1.86
(1,37)	1:A:104:ARG:H	2:B:80:ILE:N	11	1.86
(1,37)	1:A:104:ARG:H	2:B:80:ILE:O	11	1.86
(1,37)	1:A:104:ARG:H	2:B:84:GLN:C	11	1.86
(1,37)	1:A:104:ARG:H	2:B:84:GLN:CA	11	1.86
(1,37)	1:A:104:ARG:H	2:B:84:GLN:CB	11	1.86
(1,37)	1:A:104:ARG:H	2:B:84:GLN:CD	11	1.86
(1,37)	1:A:104:ARG:H	2:B:84:GLN:CG	11	1.86
(1,37)	1:A:104:ARG:H	2:B:84:GLN:H	11	1.86
(1,37)	1:A:104:ARG:H	2:B:84:GLN:HA	11	1.86
(1,37)	1:A:104:ARG:H	2:B:84:GLN:HB2	11	1.86
(1,37)	1:A:104:ARG:H	2:B:84:GLN:HB3	11	1.86
(1,37)	1:A:104:ARG:H	2:B:84:GLN:HE21	11	1.86
(1,37)	1:A:104:ARG:H	2:B:84:GLN:HE22	11	1.86
(1,37)	1:A:104:ARG:H	2:B:84:GLN:HG2	11	1.86
(1,37)	1:A:104:ARG:H	2:B:84:GLN:HG3	11	1.86

*Continued on next page...*



*Continued from previous page...*

Key	Atom-1	Atom-2	Model ID	Violation (Å)
(1,37)	1:A:104:ARG:H	2:B:84:GLN:N	11	1.86
(1,37)	1:A:104:ARG:H	2:B:84:GLN:NE2	11	1.86
(1,37)	1:A:104:ARG:H	2:B:84:GLN:O	11	1.86
(1,37)	1:A:104:ARG:H	2:B:84:GLN:OE1	11	1.86
(1,37)	1:A:104:ARG:H	2:B:97:THR:C	11	1.86
(1,37)	1:A:104:ARG:H	2:B:97:THR:CA	11	1.86
(1,37)	1:A:104:ARG:H	2:B:97:THR:CB	11	1.86
(1,37)	1:A:104:ARG:H	2:B:97:THR:CG2	11	1.86
(1,37)	1:A:104:ARG:H	2:B:97:THR:H	11	1.86
(1,37)	1:A:104:ARG:H	2:B:97:THR:HA	11	1.86
(1,37)	1:A:104:ARG:H	2:B:97:THR:HB	11	1.86
(1,37)	1:A:104:ARG:H	2:B:97:THR:HG1	11	1.86
(1,37)	1:A:104:ARG:H	2:B:97:THR:HG21	11	1.86
(1,37)	1:A:104:ARG:H	2:B:97:THR:HG22	11	1.86
(1,37)	1:A:104:ARG:H	2:B:97:THR:HG23	11	1.86
(1,37)	1:A:104:ARG:H	2:B:97:THR:N	11	1.86
(1,37)	1:A:104:ARG:H	2:B:97:THR:O	11	1.86
(1,37)	1:A:104:ARG:H	2:B:97:THR:OG1	11	1.86
(1,37)	1:A:104:ARG:H	2:B:99:HIS:C	11	1.86
(1,37)	1:A:104:ARG:H	2:B:99:HIS:CA	11	1.86
(1,37)	1:A:104:ARG:H	2:B:99:HIS:CB	11	1.86
(1,37)	1:A:104:ARG:H	2:B:99:HIS:CD2	11	1.86
(1,37)	1:A:104:ARG:H	2:B:99:HIS:CE1	11	1.86
(1,37)	1:A:104:ARG:H	2:B:99:HIS:CG	11	1.86
(1,37)	1:A:104:ARG:H	2:B:99:HIS:H	11	1.86
(1,37)	1:A:104:ARG:H	2:B:99:HIS:HA	11	1.86
(1,37)	1:A:104:ARG:H	2:B:99:HIS:HB2	11	1.86
(1,37)	1:A:104:ARG:H	2:B:99:HIS:HB3	11	1.86
(1,37)	1:A:104:ARG:H	2:B:99:HIS:HD1	11	1.86
(1,37)	1:A:104:ARG:H	2:B:99:HIS:HD2	11	1.86
(1,37)	1:A:104:ARG:H	2:B:99:HIS:HE1	11	1.86
(1,37)	1:A:104:ARG:H	2:B:99:HIS:HE2	11	1.86
(1,37)	1:A:104:ARG:H	2:B:99:HIS:N	11	1.86
(1,37)	1:A:104:ARG:H	2:B:99:HIS:ND1	11	1.86
(1,37)	1:A:104:ARG:H	2:B:99:HIS:NE2	11	1.86
(1,37)	1:A:104:ARG:H	2:B:99:HIS:O	11	1.86
(1,37)	1:A:104:ARG:H	2:B:101:VAL:C	11	1.86
(1,37)	1:A:104:ARG:H	2:B:101:VAL:CA	11	1.86
(1,37)	1:A:104:ARG:H	2:B:101:VAL:CB	11	1.86
(1,37)	1:A:104:ARG:H	2:B:101:VAL:CG1	11	1.86
(1,37)	1:A:104:ARG:H	2:B:101:VAL:CG2	11	1.86
(1,37)	1:A:104:ARG:H	2:B:101:VAL:H	11	1.86

*Continued on next page...*

*Continued from previous page...*

Key	Atom-1	Atom-2	Model ID	Violation (Å)
(1,37)	1:A:104:ARG:H	2:B:101:VAL:HA	11	1.86
(1,37)	1:A:104:ARG:H	2:B:101:VAL:HB	11	1.86
(1,37)	1:A:104:ARG:H	2:B:101:VAL:HG11	11	1.86
(1,37)	1:A:104:ARG:H	2:B:101:VAL:HG12	11	1.86
(1,37)	1:A:104:ARG:H	2:B:101:VAL:HG13	11	1.86
(1,37)	1:A:104:ARG:H	2:B:101:VAL:HG21	11	1.86
(1,37)	1:A:104:ARG:H	2:B:101:VAL:HG22	11	1.86
(1,37)	1:A:104:ARG:H	2:B:101:VAL:HG23	11	1.86
(1,37)	1:A:104:ARG:H	2:B:101:VAL:N	11	1.86
(1,37)	1:A:104:ARG:H	2:B:101:VAL:O	11	1.86
(1,37)	1:A:104:ARG:HA	2:B:75:ILE:C	11	1.86
(1,37)	1:A:104:ARG:HA	2:B:75:ILE:CA	11	1.86
(1,37)	1:A:104:ARG:HA	2:B:75:ILE:CB	11	1.86
(1,37)	1:A:104:ARG:HA	2:B:75:ILE:CD1	11	1.86
(1,37)	1:A:104:ARG:HA	2:B:75:ILE:CG1	11	1.86
(1,37)	1:A:104:ARG:HA	2:B:75:ILE:CG2	11	1.86
(1,37)	1:A:104:ARG:HA	2:B:75:ILE:H	11	1.86
(1,37)	1:A:104:ARG:HA	2:B:75:ILE:HA	11	1.86
(1,37)	1:A:104:ARG:HA	2:B:75:ILE:HB	11	1.86
(1,37)	1:A:104:ARG:HA	2:B:75:ILE:HD11	11	1.86
(1,37)	1:A:104:ARG:HA	2:B:75:ILE:HD12	11	1.86
(1,37)	1:A:104:ARG:HA	2:B:75:ILE:HD13	11	1.86
(1,37)	1:A:104:ARG:HA	2:B:75:ILE:HG12	11	1.86
(1,37)	1:A:104:ARG:HA	2:B:75:ILE:HG13	11	1.86
(1,37)	1:A:104:ARG:HA	2:B:75:ILE:HG21	11	1.86
(1,37)	1:A:104:ARG:HA	2:B:75:ILE:HG22	11	1.86
(1,37)	1:A:104:ARG:HA	2:B:75:ILE:HG23	11	1.86
(1,37)	1:A:104:ARG:HA	2:B:75:ILE:N	11	1.86
(1,37)	1:A:104:ARG:HA	2:B:75:ILE:O	11	1.86
(1,37)	1:A:104:ARG:HA	2:B:77:ALA:C	11	1.86
(1,37)	1:A:104:ARG:HA	2:B:77:ALA:CA	11	1.86
(1,37)	1:A:104:ARG:HA	2:B:77:ALA:CB	11	1.86
(1,37)	1:A:104:ARG:HA	2:B:77:ALA:H	11	1.86
(1,37)	1:A:104:ARG:HA	2:B:77:ALA:HA	11	1.86
(1,37)	1:A:104:ARG:HA	2:B:77:ALA:HB1	11	1.86
(1,37)	1:A:104:ARG:HA	2:B:77:ALA:HB2	11	1.86
(1,37)	1:A:104:ARG:HA	2:B:77:ALA:HB3	11	1.86
(1,37)	1:A:104:ARG:HA	2:B:77:ALA:N	11	1.86
(1,37)	1:A:104:ARG:HA	2:B:77:ALA:O	11	1.86
(1,37)	1:A:104:ARG:HA	2:B:78:GLY:C	11	1.86
(1,37)	1:A:104:ARG:HA	2:B:78:GLY:CA	11	1.86
(1,37)	1:A:104:ARG:HA	2:B:78:GLY:H	11	1.86

*Continued on next page...*

*Continued from previous page...*

Key	Atom-1	Atom-2	Model ID	Violation (Å)
(1,37)	1:A:104:ARG:HA	2:B:78:GLY:HA2	11	1.86
(1,37)	1:A:104:ARG:HA	2:B:78:GLY:HA3	11	1.86
(1,37)	1:A:104:ARG:HA	2:B:78:GLY:N	11	1.86
(1,37)	1:A:104:ARG:HA	2:B:78:GLY:O	11	1.86
(1,37)	1:A:104:ARG:HA	2:B:79:LYS:C	11	1.86
(1,37)	1:A:104:ARG:HA	2:B:79:LYS:CA	11	1.86
(1,37)	1:A:104:ARG:HA	2:B:79:LYS:CB	11	1.86
(1,37)	1:A:104:ARG:HA	2:B:79:LYS:CD	11	1.86
(1,37)	1:A:104:ARG:HA	2:B:79:LYS:CE	11	1.86
(1,37)	1:A:104:ARG:HA	2:B:79:LYS:CG	11	1.86
(1,37)	1:A:104:ARG:HA	2:B:79:LYS:H	11	1.86
(1,37)	1:A:104:ARG:HA	2:B:79:LYS:HA	11	1.86
(1,37)	1:A:104:ARG:HA	2:B:79:LYS:HB2	11	1.86
(1,37)	1:A:104:ARG:HA	2:B:79:LYS:HB3	11	1.86
(1,37)	1:A:104:ARG:HA	2:B:79:LYS:HD2	11	1.86
(1,37)	1:A:104:ARG:HA	2:B:79:LYS:HD3	11	1.86
(1,37)	1:A:104:ARG:HA	2:B:79:LYS:HE2	11	1.86
(1,37)	1:A:104:ARG:HA	2:B:79:LYS:HE3	11	1.86
(1,37)	1:A:104:ARG:HA	2:B:79:LYS:HG2	11	1.86
(1,37)	1:A:104:ARG:HA	2:B:79:LYS:HG3	11	1.86
(1,37)	1:A:104:ARG:HA	2:B:79:LYS:HZ1	11	1.86
(1,37)	1:A:104:ARG:HA	2:B:79:LYS:HZ2	11	1.86
(1,37)	1:A:104:ARG:HA	2:B:79:LYS:HZ3	11	1.86
(1,37)	1:A:104:ARG:HA	2:B:79:LYS:N	11	1.86
(1,37)	1:A:104:ARG:HA	2:B:79:LYS:NZ	11	1.86
(1,37)	1:A:104:ARG:HA	2:B:79:LYS:O	11	1.86
(1,37)	1:A:104:ARG:HA	2:B:80:ILE:C	11	1.86
(1,37)	1:A:104:ARG:HA	2:B:80:ILE:CA	11	1.86
(1,37)	1:A:104:ARG:HA	2:B:80:ILE:CB	11	1.86
(1,37)	1:A:104:ARG:HA	2:B:80:ILE:CD1	11	1.86
(1,37)	1:A:104:ARG:HA	2:B:80:ILE:CG1	11	1.86
(1,37)	1:A:104:ARG:HA	2:B:80:ILE:CG2	11	1.86
(1,37)	1:A:104:ARG:HA	2:B:80:ILE:H	11	1.86
(1,37)	1:A:104:ARG:HA	2:B:80:ILE:HA	11	1.86
(1,37)	1:A:104:ARG:HA	2:B:80:ILE:HB	11	1.86
(1,37)	1:A:104:ARG:HA	2:B:80:ILE:HD11	11	1.86
(1,37)	1:A:104:ARG:HA	2:B:80:ILE:HD12	11	1.86
(1,37)	1:A:104:ARG:HA	2:B:80:ILE:HD13	11	1.86
(1,37)	1:A:104:ARG:HA	2:B:80:ILE:HG12	11	1.86
(1,37)	1:A:104:ARG:HA	2:B:80:ILE:HG13	11	1.86
(1,37)	1:A:104:ARG:HA	2:B:80:ILE:HG21	11	1.86
(1,37)	1:A:104:ARG:HA	2:B:80:ILE:HG22	11	1.86

*Continued on next page...*

*Continued from previous page...*

Key	Atom-1	Atom-2	Model ID	Violation (Å)
(1,37)	1:A:104:ARG:HA	2:B:80:ILE:HG23	11	1.86
(1,37)	1:A:104:ARG:HA	2:B:80:ILE:N	11	1.86
(1,37)	1:A:104:ARG:HA	2:B:80:ILE:O	11	1.86
(1,37)	1:A:104:ARG:HA	2:B:84:GLN:C	11	1.86
(1,37)	1:A:104:ARG:HA	2:B:84:GLN:CA	11	1.86
(1,37)	1:A:104:ARG:HA	2:B:84:GLN:CB	11	1.86
(1,37)	1:A:104:ARG:HA	2:B:84:GLN:CD	11	1.86
(1,37)	1:A:104:ARG:HA	2:B:84:GLN:CG	11	1.86
(1,37)	1:A:104:ARG:HA	2:B:84:GLN:H	11	1.86
(1,37)	1:A:104:ARG:HA	2:B:84:GLN:HA	11	1.86
(1,37)	1:A:104:ARG:HA	2:B:84:GLN:HB2	11	1.86
(1,37)	1:A:104:ARG:HA	2:B:84:GLN:HB3	11	1.86
(1,37)	1:A:104:ARG:HA	2:B:84:GLN:HE21	11	1.86
(1,37)	1:A:104:ARG:HA	2:B:84:GLN:HE22	11	1.86
(1,37)	1:A:104:ARG:HA	2:B:84:GLN:HG2	11	1.86
(1,37)	1:A:104:ARG:HA	2:B:84:GLN:HG3	11	1.86
(1,37)	1:A:104:ARG:HA	2:B:84:GLN:N	11	1.86
(1,37)	1:A:104:ARG:HA	2:B:84:GLN:NE2	11	1.86
(1,37)	1:A:104:ARG:HA	2:B:84:GLN:O	11	1.86
(1,37)	1:A:104:ARG:HA	2:B:84:GLN:OE1	11	1.86
(1,37)	1:A:104:ARG:HA	2:B:97:THR:C	11	1.86
(1,37)	1:A:104:ARG:HA	2:B:97:THR:CA	11	1.86
(1,37)	1:A:104:ARG:HA	2:B:97:THR:CB	11	1.86
(1,37)	1:A:104:ARG:HA	2:B:97:THR:CG2	11	1.86
(1,37)	1:A:104:ARG:HA	2:B:97:THR:H	11	1.86
(1,37)	1:A:104:ARG:HA	2:B:97:THR:HA	11	1.86
(1,37)	1:A:104:ARG:HA	2:B:97:THR:HB	11	1.86
(1,37)	1:A:104:ARG:HA	2:B:97:THR:HG1	11	1.86
(1,37)	1:A:104:ARG:HA	2:B:97:THR:HG21	11	1.86
(1,37)	1:A:104:ARG:HA	2:B:97:THR:HG22	11	1.86
(1,37)	1:A:104:ARG:HA	2:B:97:THR:HG23	11	1.86
(1,37)	1:A:104:ARG:HA	2:B:97:THR:N	11	1.86
(1,37)	1:A:104:ARG:HA	2:B:97:THR:O	11	1.86
(1,37)	1:A:104:ARG:HA	2:B:97:THR:OG1	11	1.86
(1,37)	1:A:104:ARG:HA	2:B:99:HIS:C	11	1.86
(1,37)	1:A:104:ARG:HA	2:B:99:HIS:CA	11	1.86
(1,37)	1:A:104:ARG:HA	2:B:99:HIS:CB	11	1.86
(1,37)	1:A:104:ARG:HA	2:B:99:HIS:CD2	11	1.86
(1,37)	1:A:104:ARG:HA	2:B:99:HIS:CE1	11	1.86
(1,37)	1:A:104:ARG:HA	2:B:99:HIS:CG	11	1.86
(1,37)	1:A:104:ARG:HA	2:B:99:HIS:H	11	1.86
(1,37)	1:A:104:ARG:HA	2:B:99:HIS:HA	11	1.86

*Continued on next page...*

*Continued from previous page...*

Key	Atom-1	Atom-2	Model ID	Violation (Å)
(1,37)	1:A:104:ARG:HA	2:B:99:HIS:HB2	11	1.86
(1,37)	1:A:104:ARG:HA	2:B:99:HIS:HB3	11	1.86
(1,37)	1:A:104:ARG:HA	2:B:99:HIS:HD1	11	1.86
(1,37)	1:A:104:ARG:HA	2:B:99:HIS:HD2	11	1.86
(1,37)	1:A:104:ARG:HA	2:B:99:HIS:HE1	11	1.86
(1,37)	1:A:104:ARG:HA	2:B:99:HIS:HE2	11	1.86
(1,37)	1:A:104:ARG:HA	2:B:99:HIS:N	11	1.86
(1,37)	1:A:104:ARG:HA	2:B:99:HIS:ND1	11	1.86
(1,37)	1:A:104:ARG:HA	2:B:99:HIS:NE2	11	1.86
(1,37)	1:A:104:ARG:HA	2:B:99:HIS:O	11	1.86
(1,37)	1:A:104:ARG:HA	2:B:101:VAL:C	11	1.86
(1,37)	1:A:104:ARG:HA	2:B:101:VAL:CA	11	1.86
(1,37)	1:A:104:ARG:HA	2:B:101:VAL:CB	11	1.86
(1,37)	1:A:104:ARG:HA	2:B:101:VAL:CG1	11	1.86
(1,37)	1:A:104:ARG:HA	2:B:101:VAL:CG2	11	1.86
(1,37)	1:A:104:ARG:HA	2:B:101:VAL:H	11	1.86
(1,37)	1:A:104:ARG:HA	2:B:101:VAL:HA	11	1.86
(1,37)	1:A:104:ARG:HA	2:B:101:VAL:HB	11	1.86
(1,37)	1:A:104:ARG:HA	2:B:101:VAL:HG11	11	1.86
(1,37)	1:A:104:ARG:HA	2:B:101:VAL:HG12	11	1.86
(1,37)	1:A:104:ARG:HA	2:B:101:VAL:HG13	11	1.86
(1,37)	1:A:104:ARG:HA	2:B:101:VAL:HG21	11	1.86
(1,37)	1:A:104:ARG:HA	2:B:101:VAL:HG22	11	1.86
(1,37)	1:A:104:ARG:HA	2:B:101:VAL:HG23	11	1.86
(1,37)	1:A:104:ARG:HA	2:B:101:VAL:N	11	1.86
(1,37)	1:A:104:ARG:HA	2:B:101:VAL:O	11	1.86
(1,37)	1:A:104:ARG:HB2	2:B:75:ILE:C	11	1.86
(1,37)	1:A:104:ARG:HB2	2:B:75:ILE:CA	11	1.86
(1,37)	1:A:104:ARG:HB2	2:B:75:ILE:CB	11	1.86
(1,37)	1:A:104:ARG:HB2	2:B:75:ILE:CD1	11	1.86
(1,37)	1:A:104:ARG:HB2	2:B:75:ILE:CG1	11	1.86
(1,37)	1:A:104:ARG:HB2	2:B:75:ILE:CG2	11	1.86
(1,37)	1:A:104:ARG:HB2	2:B:75:ILE:H	11	1.86
(1,37)	1:A:104:ARG:HB2	2:B:75:ILE:HA	11	1.86
(1,37)	1:A:104:ARG:HB2	2:B:75:ILE:HB	11	1.86
(1,37)	1:A:104:ARG:HB2	2:B:75:ILE:HD11	11	1.86
(1,37)	1:A:104:ARG:HB2	2:B:75:ILE:HD12	11	1.86
(1,37)	1:A:104:ARG:HB2	2:B:75:ILE:HD13	11	1.86
(1,37)	1:A:104:ARG:HB2	2:B:75:ILE:HG12	11	1.86
(1,37)	1:A:104:ARG:HB2	2:B:75:ILE:HG13	11	1.86
(1,37)	1:A:104:ARG:HB2	2:B:75:ILE:HG21	11	1.86
(1,37)	1:A:104:ARG:HB2	2:B:75:ILE:HG22	11	1.86

*Continued on next page...*

*Continued from previous page...*

Key	Atom-1	Atom-2	Model ID	Violation (Å)
(1,37)	1:A:104:ARG:HB2	2:B:75:ILE:HG23	11	1.86
(1,37)	1:A:104:ARG:HB2	2:B:75:ILE:N	11	1.86
(1,37)	1:A:104:ARG:HB2	2:B:75:ILE:O	11	1.86
(1,37)	1:A:104:ARG:HB2	2:B:77:ALA:C	11	1.86
(1,37)	1:A:104:ARG:HB2	2:B:77:ALA:CA	11	1.86
(1,37)	1:A:104:ARG:HB2	2:B:77:ALA:CB	11	1.86
(1,37)	1:A:104:ARG:HB2	2:B:77:ALA:H	11	1.86
(1,37)	1:A:104:ARG:HB2	2:B:77:ALA:HA	11	1.86
(1,37)	1:A:104:ARG:HB2	2:B:77:ALA:HB1	11	1.86
(1,37)	1:A:104:ARG:HB2	2:B:77:ALA:HB2	11	1.86
(1,37)	1:A:104:ARG:HB2	2:B:77:ALA:HB3	11	1.86
(1,37)	1:A:104:ARG:HB2	2:B:77:ALA:N	11	1.86
(1,37)	1:A:104:ARG:HB2	2:B:77:ALA:O	11	1.86
(1,37)	1:A:104:ARG:HB2	2:B:78:GLY:C	11	1.86
(1,37)	1:A:104:ARG:HB2	2:B:78:GLY:CA	11	1.86
(1,37)	1:A:104:ARG:HB2	2:B:78:GLY:H	11	1.86
(1,37)	1:A:104:ARG:HB2	2:B:78:GLY:HA2	11	1.86
(1,37)	1:A:104:ARG:HB2	2:B:78:GLY:HA3	11	1.86
(1,37)	1:A:104:ARG:HB2	2:B:78:GLY:N	11	1.86
(1,37)	1:A:104:ARG:HB2	2:B:78:GLY:O	11	1.86
(1,37)	1:A:104:ARG:HB2	2:B:79:LYS:C	11	1.86
(1,37)	1:A:104:ARG:HB2	2:B:79:LYS:CA	11	1.86
(1,37)	1:A:104:ARG:HB2	2:B:79:LYS:CB	11	1.86
(1,37)	1:A:104:ARG:HB2	2:B:79:LYS:CD	11	1.86
(1,37)	1:A:104:ARG:HB2	2:B:79:LYS:CE	11	1.86
(1,37)	1:A:104:ARG:HB2	2:B:79:LYS:CG	11	1.86
(1,37)	1:A:104:ARG:HB2	2:B:79:LYS:H	11	1.86
(1,37)	1:A:104:ARG:HB2	2:B:79:LYS:HA	11	1.86
(1,37)	1:A:104:ARG:HB2	2:B:79:LYS:HB2	11	1.86
(1,37)	1:A:104:ARG:HB2	2:B:79:LYS:HB3	11	1.86
(1,37)	1:A:104:ARG:HB2	2:B:79:LYS:HD2	11	1.86
(1,37)	1:A:104:ARG:HB2	2:B:79:LYS:HD3	11	1.86
(1,37)	1:A:104:ARG:HB2	2:B:79:LYS:HE2	11	1.86
(1,37)	1:A:104:ARG:HB2	2:B:79:LYS:HE3	11	1.86
(1,37)	1:A:104:ARG:HB2	2:B:79:LYS:HG2	11	1.86
(1,37)	1:A:104:ARG:HB2	2:B:79:LYS:HG3	11	1.86
(1,37)	1:A:104:ARG:HB2	2:B:79:LYS:HZ1	11	1.86
(1,37)	1:A:104:ARG:HB2	2:B:79:LYS:HZ2	11	1.86
(1,37)	1:A:104:ARG:HB2	2:B:79:LYS:HZ3	11	1.86
(1,37)	1:A:104:ARG:HB2	2:B:79:LYS:N	11	1.86
(1,37)	1:A:104:ARG:HB2	2:B:79:LYS:NZ	11	1.86
(1,37)	1:A:104:ARG:HB2	2:B:79:LYS:O	11	1.86

*Continued on next page...*

*Continued from previous page...*

Key	Atom-1	Atom-2	Model ID	Violation (Å)
(1,37)	1:A:104:ARG:HB2	2:B:80:ILE:C	11	1.86
(1,37)	1:A:104:ARG:HB2	2:B:80:ILE:CA	11	1.86
(1,37)	1:A:104:ARG:HB2	2:B:80:ILE:CB	11	1.86
(1,37)	1:A:104:ARG:HB2	2:B:80:ILE:CD1	11	1.86
(1,37)	1:A:104:ARG:HB2	2:B:80:ILE:CG1	11	1.86
(1,37)	1:A:104:ARG:HB2	2:B:80:ILE:CG2	11	1.86
(1,37)	1:A:104:ARG:HB2	2:B:80:ILE:H	11	1.86
(1,37)	1:A:104:ARG:HB2	2:B:80:ILE:HA	11	1.86
(1,37)	1:A:104:ARG:HB2	2:B:80:ILE:HB	11	1.86
(1,37)	1:A:104:ARG:HB2	2:B:80:ILE:HD11	11	1.86
(1,37)	1:A:104:ARG:HB2	2:B:80:ILE:HD12	11	1.86
(1,37)	1:A:104:ARG:HB2	2:B:80:ILE:HD13	11	1.86
(1,37)	1:A:104:ARG:HB2	2:B:80:ILE:HG12	11	1.86
(1,37)	1:A:104:ARG:HB2	2:B:80:ILE:HG13	11	1.86
(1,37)	1:A:104:ARG:HB2	2:B:80:ILE:HG21	11	1.86
(1,37)	1:A:104:ARG:HB2	2:B:80:ILE:HG22	11	1.86
(1,37)	1:A:104:ARG:HB2	2:B:80:ILE:HG23	11	1.86
(1,37)	1:A:104:ARG:HB2	2:B:80:ILE:N	11	1.86
(1,37)	1:A:104:ARG:HB2	2:B:80:ILE:O	11	1.86
(1,37)	1:A:104:ARG:HB2	2:B:84:GLN:C	11	1.86
(1,37)	1:A:104:ARG:HB2	2:B:84:GLN:CA	11	1.86
(1,37)	1:A:104:ARG:HB2	2:B:84:GLN:CB	11	1.86
(1,37)	1:A:104:ARG:HB2	2:B:84:GLN:CD	11	1.86
(1,37)	1:A:104:ARG:HB2	2:B:84:GLN:CG	11	1.86
(1,37)	1:A:104:ARG:HB2	2:B:84:GLN:H	11	1.86
(1,37)	1:A:104:ARG:HB2	2:B:84:GLN:HA	11	1.86
(1,37)	1:A:104:ARG:HB2	2:B:84:GLN:HB2	11	1.86
(1,37)	1:A:104:ARG:HB2	2:B:84:GLN:HB3	11	1.86
(1,37)	1:A:104:ARG:HB2	2:B:84:GLN:HE21	11	1.86
(1,37)	1:A:104:ARG:HB2	2:B:84:GLN:HE22	11	1.86
(1,37)	1:A:104:ARG:HB2	2:B:84:GLN:HG2	11	1.86
(1,37)	1:A:104:ARG:HB2	2:B:84:GLN:HG3	11	1.86
(1,37)	1:A:104:ARG:HB2	2:B:84:GLN:N	11	1.86
(1,37)	1:A:104:ARG:HB2	2:B:84:GLN:NE2	11	1.86
(1,37)	1:A:104:ARG:HB2	2:B:84:GLN:O	11	1.86
(1,37)	1:A:104:ARG:HB2	2:B:84:GLN:OE1	11	1.86
(1,37)	1:A:104:ARG:HB2	2:B:97:THR:C	11	1.86
(1,37)	1:A:104:ARG:HB2	2:B:97:THR:CA	11	1.86
(1,37)	1:A:104:ARG:HB2	2:B:97:THR:CB	11	1.86
(1,37)	1:A:104:ARG:HB2	2:B:97:THR:CG2	11	1.86
(1,37)	1:A:104:ARG:HB2	2:B:97:THR:H	11	1.86
(1,37)	1:A:104:ARG:HB2	2:B:97:THR:HA	11	1.86

*Continued on next page...*

*Continued from previous page...*

Key	Atom-1	Atom-2	Model ID	Violation (Å)
(1,37)	1:A:104:ARG:HB2	2:B:97:THR:HB	11	1.86
(1,37)	1:A:104:ARG:HB2	2:B:97:THR:HG1	11	1.86
(1,37)	1:A:104:ARG:HB2	2:B:97:THR:HG21	11	1.86
(1,37)	1:A:104:ARG:HB2	2:B:97:THR:HG22	11	1.86
(1,37)	1:A:104:ARG:HB2	2:B:97:THR:HG23	11	1.86
(1,37)	1:A:104:ARG:HB2	2:B:97:THR:N	11	1.86
(1,37)	1:A:104:ARG:HB2	2:B:97:THR:O	11	1.86
(1,37)	1:A:104:ARG:HB2	2:B:97:THR:OG1	11	1.86
(1,37)	1:A:104:ARG:HB2	2:B:99:HIS:C	11	1.86
(1,37)	1:A:104:ARG:HB2	2:B:99:HIS:CA	11	1.86
(1,37)	1:A:104:ARG:HB2	2:B:99:HIS:CB	11	1.86
(1,37)	1:A:104:ARG:HB2	2:B:99:HIS:CD2	11	1.86
(1,37)	1:A:104:ARG:HB2	2:B:99:HIS:CE1	11	1.86
(1,37)	1:A:104:ARG:HB2	2:B:99:HIS:CG	11	1.86
(1,37)	1:A:104:ARG:HB2	2:B:99:HIS:H	11	1.86
(1,37)	1:A:104:ARG:HB2	2:B:99:HIS:HA	11	1.86
(1,37)	1:A:104:ARG:HB2	2:B:99:HIS:HB2	11	1.86
(1,37)	1:A:104:ARG:HB2	2:B:99:HIS:HB3	11	1.86
(1,37)	1:A:104:ARG:HB2	2:B:99:HIS:HD1	11	1.86
(1,37)	1:A:104:ARG:HB2	2:B:99:HIS:HD2	11	1.86
(1,37)	1:A:104:ARG:HB2	2:B:99:HIS:HE1	11	1.86
(1,37)	1:A:104:ARG:HB2	2:B:99:HIS:HE2	11	1.86
(1,37)	1:A:104:ARG:HB2	2:B:99:HIS:N	11	1.86
(1,37)	1:A:104:ARG:HB2	2:B:99:HIS:ND1	11	1.86
(1,37)	1:A:104:ARG:HB2	2:B:99:HIS:NE2	11	1.86
(1,37)	1:A:104:ARG:HB2	2:B:99:HIS:O	11	1.86
(1,37)	1:A:104:ARG:HB2	2:B:101:VAL:C	11	1.86
(1,37)	1:A:104:ARG:HB2	2:B:101:VAL:CA	11	1.86
(1,37)	1:A:104:ARG:HB2	2:B:101:VAL:CB	11	1.86
(1,37)	1:A:104:ARG:HB2	2:B:101:VAL:CG1	11	1.86
(1,37)	1:A:104:ARG:HB2	2:B:101:VAL:CG2	11	1.86
(1,37)	1:A:104:ARG:HB2	2:B:101:VAL:H	11	1.86
(1,37)	1:A:104:ARG:HB2	2:B:101:VAL:HA	11	1.86
(1,37)	1:A:104:ARG:HB2	2:B:101:VAL:HB	11	1.86
(1,37)	1:A:104:ARG:HB2	2:B:101:VAL:HG11	11	1.86
(1,37)	1:A:104:ARG:HB2	2:B:101:VAL:HG12	11	1.86
(1,37)	1:A:104:ARG:HB2	2:B:101:VAL:HG13	11	1.86
(1,37)	1:A:104:ARG:HB2	2:B:101:VAL:HG21	11	1.86
(1,37)	1:A:104:ARG:HB2	2:B:101:VAL:HG22	11	1.86
(1,37)	1:A:104:ARG:HB2	2:B:101:VAL:HG23	11	1.86
(1,37)	1:A:104:ARG:HB2	2:B:101:VAL:N	11	1.86
(1,37)	1:A:104:ARG:HB2	2:B:101:VAL:O	11	1.86

*Continued on next page...*



*Continued from previous page...*

Key	Atom-1	Atom-2	Model ID	Violation (Å)
(1,37)	1:A:104:ARG:HB3	2:B:75:ILE:C	11	1.86
(1,37)	1:A:104:ARG:HB3	2:B:75:ILE:CA	11	1.86
(1,37)	1:A:104:ARG:HB3	2:B:75:ILE:CB	11	1.86
(1,37)	1:A:104:ARG:HB3	2:B:75:ILE:CD1	11	1.86
(1,37)	1:A:104:ARG:HB3	2:B:75:ILE:CG1	11	1.86
(1,37)	1:A:104:ARG:HB3	2:B:75:ILE:CG2	11	1.86
(1,37)	1:A:104:ARG:HB3	2:B:75:ILE:H	11	1.86
(1,37)	1:A:104:ARG:HB3	2:B:75:ILE:HA	11	1.86
(1,37)	1:A:104:ARG:HB3	2:B:75:ILE:HB	11	1.86
(1,37)	1:A:104:ARG:HB3	2:B:75:ILE:HD11	11	1.86
(1,37)	1:A:104:ARG:HB3	2:B:75:ILE:HD12	11	1.86
(1,37)	1:A:104:ARG:HB3	2:B:75:ILE:HD13	11	1.86
(1,37)	1:A:104:ARG:HB3	2:B:75:ILE:HG12	11	1.86
(1,37)	1:A:104:ARG:HB3	2:B:75:ILE:HG13	11	1.86
(1,37)	1:A:104:ARG:HB3	2:B:75:ILE:HG21	11	1.86
(1,37)	1:A:104:ARG:HB3	2:B:75:ILE:HG22	11	1.86
(1,37)	1:A:104:ARG:HB3	2:B:75:ILE:HG23	11	1.86
(1,37)	1:A:104:ARG:HB3	2:B:75:ILE:N	11	1.86
(1,37)	1:A:104:ARG:HB3	2:B:75:ILE:O	11	1.86
(1,37)	1:A:104:ARG:HB3	2:B:77:ALA:C	11	1.86
(1,37)	1:A:104:ARG:HB3	2:B:77:ALA:CA	11	1.86
(1,37)	1:A:104:ARG:HB3	2:B:77:ALA:CB	11	1.86
(1,37)	1:A:104:ARG:HB3	2:B:77:ALA:H	11	1.86
(1,37)	1:A:104:ARG:HB3	2:B:77:ALA:HA	11	1.86
(1,37)	1:A:104:ARG:HB3	2:B:77:ALA:HB1	11	1.86
(1,37)	1:A:104:ARG:HB3	2:B:77:ALA:HB2	11	1.86
(1,37)	1:A:104:ARG:HB3	2:B:77:ALA:HB3	11	1.86
(1,37)	1:A:104:ARG:HB3	2:B:77:ALA:N	11	1.86
(1,37)	1:A:104:ARG:HB3	2:B:77:ALA:O	11	1.86
(1,37)	1:A:104:ARG:HB3	2:B:78:GLY:C	11	1.86
(1,37)	1:A:104:ARG:HB3	2:B:78:GLY:CA	11	1.86
(1,37)	1:A:104:ARG:HB3	2:B:78:GLY:H	11	1.86
(1,37)	1:A:104:ARG:HB3	2:B:78:GLY:HA2	11	1.86
(1,37)	1:A:104:ARG:HB3	2:B:78:GLY:HA3	11	1.86
(1,37)	1:A:104:ARG:HB3	2:B:78:GLY:N	11	1.86
(1,37)	1:A:104:ARG:HB3	2:B:78:GLY:O	11	1.86
(1,37)	1:A:104:ARG:HB3	2:B:79:LYS:C	11	1.86
(1,37)	1:A:104:ARG:HB3	2:B:79:LYS:CA	11	1.86
(1,37)	1:A:104:ARG:HB3	2:B:79:LYS:CB	11	1.86
(1,37)	1:A:104:ARG:HB3	2:B:79:LYS:CD	11	1.86
(1,37)	1:A:104:ARG:HB3	2:B:79:LYS:CE	11	1.86
(1,37)	1:A:104:ARG:HB3	2:B:79:LYS:CG	11	1.86

*Continued on next page...*

*Continued from previous page...*

Key	Atom-1	Atom-2	Model ID	Violation (Å)
(1,37)	1:A:104:ARG:HB3	2:B:79:LYS:H	11	1.86
(1,37)	1:A:104:ARG:HB3	2:B:79:LYS:HA	11	1.86
(1,37)	1:A:104:ARG:HB3	2:B:79:LYS:HB2	11	1.86
(1,37)	1:A:104:ARG:HB3	2:B:79:LYS:HB3	11	1.86
(1,37)	1:A:104:ARG:HB3	2:B:79:LYS:HD2	11	1.86
(1,37)	1:A:104:ARG:HB3	2:B:79:LYS:HD3	11	1.86
(1,37)	1:A:104:ARG:HB3	2:B:79:LYS:HE2	11	1.86
(1,37)	1:A:104:ARG:HB3	2:B:79:LYS:HE3	11	1.86
(1,37)	1:A:104:ARG:HB3	2:B:79:LYS:HG2	11	1.86
(1,37)	1:A:104:ARG:HB3	2:B:79:LYS:HG3	11	1.86
(1,37)	1:A:104:ARG:HB3	2:B:79:LYS:HZ1	11	1.86
(1,37)	1:A:104:ARG:HB3	2:B:79:LYS:HZ2	11	1.86
(1,37)	1:A:104:ARG:HB3	2:B:79:LYS:HZ3	11	1.86
(1,37)	1:A:104:ARG:HB3	2:B:79:LYS:N	11	1.86
(1,37)	1:A:104:ARG:HB3	2:B:79:LYS:NZ	11	1.86
(1,37)	1:A:104:ARG:HB3	2:B:79:LYS:O	11	1.86
(1,37)	1:A:104:ARG:HB3	2:B:80:ILE:C	11	1.86
(1,37)	1:A:104:ARG:HB3	2:B:80:ILE:CA	11	1.86
(1,37)	1:A:104:ARG:HB3	2:B:80:ILE:CB	11	1.86
(1,37)	1:A:104:ARG:HB3	2:B:80:ILE:CD1	11	1.86
(1,37)	1:A:104:ARG:HB3	2:B:80:ILE:CG1	11	1.86
(1,37)	1:A:104:ARG:HB3	2:B:80:ILE:CG2	11	1.86
(1,37)	1:A:104:ARG:HB3	2:B:80:ILE:H	11	1.86
(1,37)	1:A:104:ARG:HB3	2:B:80:ILE:HA	11	1.86
(1,37)	1:A:104:ARG:HB3	2:B:80:ILE:HB	11	1.86
(1,37)	1:A:104:ARG:HB3	2:B:80:ILE:HD11	11	1.86
(1,37)	1:A:104:ARG:HB3	2:B:80:ILE:HD12	11	1.86
(1,37)	1:A:104:ARG:HB3	2:B:80:ILE:HD13	11	1.86
(1,37)	1:A:104:ARG:HB3	2:B:80:ILE:HG12	11	1.86
(1,37)	1:A:104:ARG:HB3	2:B:80:ILE:HG13	11	1.86
(1,37)	1:A:104:ARG:HB3	2:B:80:ILE:HG21	11	1.86
(1,37)	1:A:104:ARG:HB3	2:B:80:ILE:HG22	11	1.86
(1,37)	1:A:104:ARG:HB3	2:B:80:ILE:HG23	11	1.86
(1,37)	1:A:104:ARG:HB3	2:B:80:ILE:N	11	1.86
(1,37)	1:A:104:ARG:HB3	2:B:80:ILE:O	11	1.86
(1,37)	1:A:104:ARG:HB3	2:B:84:GLN:C	11	1.86
(1,37)	1:A:104:ARG:HB3	2:B:84:GLN:CA	11	1.86
(1,37)	1:A:104:ARG:HB3	2:B:84:GLN:CB	11	1.86
(1,37)	1:A:104:ARG:HB3	2:B:84:GLN:CD	11	1.86
(1,37)	1:A:104:ARG:HB3	2:B:84:GLN:CG	11	1.86
(1,37)	1:A:104:ARG:HB3	2:B:84:GLN:H	11	1.86
(1,37)	1:A:104:ARG:HB3	2:B:84:GLN:HA	11	1.86

*Continued on next page...*

*Continued from previous page...*

Key	Atom-1	Atom-2	Model ID	Violation (Å)
(1,37)	1:A:104:ARG:HB3	2:B:84:GLN:HB2	11	1.86
(1,37)	1:A:104:ARG:HB3	2:B:84:GLN:HB3	11	1.86
(1,37)	1:A:104:ARG:HB3	2:B:84:GLN:HE21	11	1.86
(1,37)	1:A:104:ARG:HB3	2:B:84:GLN:HE22	11	1.86
(1,37)	1:A:104:ARG:HB3	2:B:84:GLN:HG2	11	1.86
(1,37)	1:A:104:ARG:HB3	2:B:84:GLN:HG3	11	1.86
(1,37)	1:A:104:ARG:HB3	2:B:84:GLN:N	11	1.86
(1,37)	1:A:104:ARG:HB3	2:B:84:GLN:NE2	11	1.86
(1,37)	1:A:104:ARG:HB3	2:B:84:GLN:O	11	1.86
(1,37)	1:A:104:ARG:HB3	2:B:84:GLN:OE1	11	1.86
(1,37)	1:A:104:ARG:HB3	2:B:97:THR:C	11	1.86
(1,37)	1:A:104:ARG:HB3	2:B:97:THR:CA	11	1.86
(1,37)	1:A:104:ARG:HB3	2:B:97:THR:CB	11	1.86
(1,37)	1:A:104:ARG:HB3	2:B:97:THR:CG2	11	1.86
(1,37)	1:A:104:ARG:HB3	2:B:97:THR:H	11	1.86
(1,37)	1:A:104:ARG:HB3	2:B:97:THR:HA	11	1.86
(1,37)	1:A:104:ARG:HB3	2:B:97:THR:HB	11	1.86
(1,37)	1:A:104:ARG:HB3	2:B:97:THR:HG1	11	1.86
(1,37)	1:A:104:ARG:HB3	2:B:97:THR:HG21	11	1.86
(1,37)	1:A:104:ARG:HB3	2:B:97:THR:HG22	11	1.86
(1,37)	1:A:104:ARG:HB3	2:B:97:THR:HG23	11	1.86
(1,37)	1:A:104:ARG:HB3	2:B:97:THR:N	11	1.86
(1,37)	1:A:104:ARG:HB3	2:B:97:THR:O	11	1.86
(1,37)	1:A:104:ARG:HB3	2:B:97:THR:OG1	11	1.86
(1,37)	1:A:104:ARG:HB3	2:B:99:HIS:C	11	1.86
(1,37)	1:A:104:ARG:HB3	2:B:99:HIS:CA	11	1.86
(1,37)	1:A:104:ARG:HB3	2:B:99:HIS:CB	11	1.86
(1,37)	1:A:104:ARG:HB3	2:B:99:HIS:CD2	11	1.86
(1,37)	1:A:104:ARG:HB3	2:B:99:HIS:CE1	11	1.86
(1,37)	1:A:104:ARG:HB3	2:B:99:HIS:CG	11	1.86
(1,37)	1:A:104:ARG:HB3	2:B:99:HIS:H	11	1.86
(1,37)	1:A:104:ARG:HB3	2:B:99:HIS:HA	11	1.86
(1,37)	1:A:104:ARG:HB3	2:B:99:HIS:HB2	11	1.86
(1,37)	1:A:104:ARG:HB3	2:B:99:HIS:HB3	11	1.86
(1,37)	1:A:104:ARG:HB3	2:B:99:HIS:HD1	11	1.86
(1,37)	1:A:104:ARG:HB3	2:B:99:HIS:HD2	11	1.86
(1,37)	1:A:104:ARG:HB3	2:B:99:HIS:HE1	11	1.86
(1,37)	1:A:104:ARG:HB3	2:B:99:HIS:HE2	11	1.86
(1,37)	1:A:104:ARG:HB3	2:B:99:HIS:N	11	1.86
(1,37)	1:A:104:ARG:HB3	2:B:99:HIS:ND1	11	1.86
(1,37)	1:A:104:ARG:HB3	2:B:99:HIS:NE2	11	1.86
(1,37)	1:A:104:ARG:HB3	2:B:99:HIS:O	11	1.86

*Continued on next page...*

*Continued from previous page...*

Key	Atom-1	Atom-2	Model ID	Violation (Å)
(1,37)	1:A:104:ARG:HB3	2:B:101:VAL:C	11	1.86
(1,37)	1:A:104:ARG:HB3	2:B:101:VAL:CA	11	1.86
(1,37)	1:A:104:ARG:HB3	2:B:101:VAL:CB	11	1.86
(1,37)	1:A:104:ARG:HB3	2:B:101:VAL:CG1	11	1.86
(1,37)	1:A:104:ARG:HB3	2:B:101:VAL:CG2	11	1.86
(1,37)	1:A:104:ARG:HB3	2:B:101:VAL:H	11	1.86
(1,37)	1:A:104:ARG:HB3	2:B:101:VAL:HA	11	1.86
(1,37)	1:A:104:ARG:HB3	2:B:101:VAL:HB	11	1.86
(1,37)	1:A:104:ARG:HB3	2:B:101:VAL:HG11	11	1.86
(1,37)	1:A:104:ARG:HB3	2:B:101:VAL:HG12	11	1.86
(1,37)	1:A:104:ARG:HB3	2:B:101:VAL:HG13	11	1.86
(1,37)	1:A:104:ARG:HB3	2:B:101:VAL:HG21	11	1.86
(1,37)	1:A:104:ARG:HB3	2:B:101:VAL:HG22	11	1.86
(1,37)	1:A:104:ARG:HB3	2:B:101:VAL:HG23	11	1.86
(1,37)	1:A:104:ARG:HB3	2:B:101:VAL:N	11	1.86
(1,37)	1:A:104:ARG:HB3	2:B:101:VAL:O	11	1.86
(1,37)	1:A:104:ARG:HD2	2:B:75:ILE:C	11	1.86
(1,37)	1:A:104:ARG:HD2	2:B:75:ILE:CA	11	1.86
(1,37)	1:A:104:ARG:HD2	2:B:75:ILE:CB	11	1.86
(1,37)	1:A:104:ARG:HD2	2:B:75:ILE:CD1	11	1.86
(1,37)	1:A:104:ARG:HD2	2:B:75:ILE:CG1	11	1.86
(1,37)	1:A:104:ARG:HD2	2:B:75:ILE:CG2	11	1.86
(1,37)	1:A:104:ARG:HD2	2:B:75:ILE:H	11	1.86
(1,37)	1:A:104:ARG:HD2	2:B:75:ILE:HA	11	1.86
(1,37)	1:A:104:ARG:HD2	2:B:75:ILE:HB	11	1.86
(1,37)	1:A:104:ARG:HD2	2:B:75:ILE:HD11	11	1.86
(1,37)	1:A:104:ARG:HD2	2:B:75:ILE:HD12	11	1.86
(1,37)	1:A:104:ARG:HD2	2:B:75:ILE:HD13	11	1.86
(1,37)	1:A:104:ARG:HD2	2:B:75:ILE:HG12	11	1.86
(1,37)	1:A:104:ARG:HD2	2:B:75:ILE:HG13	11	1.86
(1,37)	1:A:104:ARG:HD2	2:B:75:ILE:HG21	11	1.86
(1,37)	1:A:104:ARG:HD2	2:B:75:ILE:HG22	11	1.86
(1,37)	1:A:104:ARG:HD2	2:B:75:ILE:HG23	11	1.86
(1,37)	1:A:104:ARG:HD2	2:B:75:ILE:N	11	1.86
(1,37)	1:A:104:ARG:HD2	2:B:75:ILE:O	11	1.86
(1,37)	1:A:104:ARG:HD2	2:B:77:ALA:C	11	1.86
(1,37)	1:A:104:ARG:HD2	2:B:77:ALA:CA	11	1.86
(1,37)	1:A:104:ARG:HD2	2:B:77:ALA:CB	11	1.86
(1,37)	1:A:104:ARG:HD2	2:B:77:ALA:H	11	1.86
(1,37)	1:A:104:ARG:HD2	2:B:77:ALA:HA	11	1.86
(1,37)	1:A:104:ARG:HD2	2:B:77:ALA:HB1	11	1.86
(1,37)	1:A:104:ARG:HD2	2:B:77:ALA:HB2	11	1.86

*Continued on next page...*

*Continued from previous page...*

Key	Atom-1	Atom-2	Model ID	Violation (Å)
(1,37)	1:A:104:ARG:HD2	2:B:77:ALA:HB3	11	1.86
(1,37)	1:A:104:ARG:HD2	2:B:77:ALA:N	11	1.86
(1,37)	1:A:104:ARG:HD2	2:B:77:ALA:O	11	1.86
(1,37)	1:A:104:ARG:HD2	2:B:78:GLY:C	11	1.86
(1,37)	1:A:104:ARG:HD2	2:B:78:GLY:CA	11	1.86
(1,37)	1:A:104:ARG:HD2	2:B:78:GLY:H	11	1.86
(1,37)	1:A:104:ARG:HD2	2:B:78:GLY:HA2	11	1.86
(1,37)	1:A:104:ARG:HD2	2:B:78:GLY:HA3	11	1.86
(1,37)	1:A:104:ARG:HD2	2:B:78:GLY:N	11	1.86
(1,37)	1:A:104:ARG:HD2	2:B:78:GLY:O	11	1.86
(1,37)	1:A:104:ARG:HD2	2:B:79:LYS:C	11	1.86
(1,37)	1:A:104:ARG:HD2	2:B:79:LYS:CA	11	1.86
(1,37)	1:A:104:ARG:HD2	2:B:79:LYS:CB	11	1.86
(1,37)	1:A:104:ARG:HD2	2:B:79:LYS:CD	11	1.86
(1,37)	1:A:104:ARG:HD2	2:B:79:LYS:CE	11	1.86
(1,37)	1:A:104:ARG:HD2	2:B:79:LYS:CG	11	1.86
(1,37)	1:A:104:ARG:HD2	2:B:79:LYS:H	11	1.86
(1,37)	1:A:104:ARG:HD2	2:B:79:LYS:HA	11	1.86
(1,37)	1:A:104:ARG:HD2	2:B:79:LYS:HB2	11	1.86
(1,37)	1:A:104:ARG:HD2	2:B:79:LYS:HB3	11	1.86
(1,37)	1:A:104:ARG:HD2	2:B:79:LYS:HD2	11	1.86
(1,37)	1:A:104:ARG:HD2	2:B:79:LYS:HD3	11	1.86
(1,37)	1:A:104:ARG:HD2	2:B:79:LYS:HE2	11	1.86
(1,37)	1:A:104:ARG:HD2	2:B:79:LYS:HE3	11	1.86
(1,37)	1:A:104:ARG:HD2	2:B:79:LYS:HG2	11	1.86
(1,37)	1:A:104:ARG:HD2	2:B:79:LYS:HG3	11	1.86
(1,37)	1:A:104:ARG:HD2	2:B:79:LYS:HZ1	11	1.86
(1,37)	1:A:104:ARG:HD2	2:B:79:LYS:HZ2	11	1.86
(1,37)	1:A:104:ARG:HD2	2:B:79:LYS:HZ3	11	1.86
(1,37)	1:A:104:ARG:HD2	2:B:79:LYS:N	11	1.86
(1,37)	1:A:104:ARG:HD2	2:B:79:LYS:NZ	11	1.86
(1,37)	1:A:104:ARG:HD2	2:B:79:LYS:O	11	1.86
(1,37)	1:A:104:ARG:HD2	2:B:80:ILE:C	11	1.86
(1,37)	1:A:104:ARG:HD2	2:B:80:ILE:CA	11	1.86
(1,37)	1:A:104:ARG:HD2	2:B:80:ILE:CB	11	1.86
(1,37)	1:A:104:ARG:HD2	2:B:80:ILE:CD1	11	1.86
(1,37)	1:A:104:ARG:HD2	2:B:80:ILE:CG1	11	1.86
(1,37)	1:A:104:ARG:HD2	2:B:80:ILE:CG2	11	1.86
(1,37)	1:A:104:ARG:HD2	2:B:80:ILE:H	11	1.86
(1,37)	1:A:104:ARG:HD2	2:B:80:ILE:HA	11	1.86
(1,37)	1:A:104:ARG:HD2	2:B:80:ILE:HB	11	1.86
(1,37)	1:A:104:ARG:HD2	2:B:80:ILE:HD11	11	1.86

*Continued on next page...*

*Continued from previous page...*

Key	Atom-1	Atom-2	Model ID	Violation (Å)
(1,37)	1:A:104:ARG:HD2	2:B:80:ILE:HD12	11	1.86
(1,37)	1:A:104:ARG:HD2	2:B:80:ILE:HD13	11	1.86
(1,37)	1:A:104:ARG:HD2	2:B:80:ILE:HG12	11	1.86
(1,37)	1:A:104:ARG:HD2	2:B:80:ILE:HG13	11	1.86
(1,37)	1:A:104:ARG:HD2	2:B:80:ILE:HG21	11	1.86
(1,37)	1:A:104:ARG:HD2	2:B:80:ILE:HG22	11	1.86
(1,37)	1:A:104:ARG:HD2	2:B:80:ILE:HG23	11	1.86
(1,37)	1:A:104:ARG:HD2	2:B:80:ILE:N	11	1.86
(1,37)	1:A:104:ARG:HD2	2:B:80:ILE:O	11	1.86
(1,37)	1:A:104:ARG:HD2	2:B:84:GLN:C	11	1.86
(1,37)	1:A:104:ARG:HD2	2:B:84:GLN:CA	11	1.86
(1,37)	1:A:104:ARG:HD2	2:B:84:GLN:CB	11	1.86
(1,37)	1:A:104:ARG:HD2	2:B:84:GLN:CD	11	1.86
(1,37)	1:A:104:ARG:HD2	2:B:84:GLN:CG	11	1.86
(1,37)	1:A:104:ARG:HD2	2:B:84:GLN:H	11	1.86
(1,37)	1:A:104:ARG:HD2	2:B:84:GLN:HA	11	1.86
(1,37)	1:A:104:ARG:HD2	2:B:84:GLN:HB2	11	1.86
(1,37)	1:A:104:ARG:HD2	2:B:84:GLN:HB3	11	1.86
(1,37)	1:A:104:ARG:HD2	2:B:84:GLN:HE21	11	1.86
(1,37)	1:A:104:ARG:HD2	2:B:84:GLN:HE22	11	1.86
(1,37)	1:A:104:ARG:HD2	2:B:84:GLN:HG2	11	1.86
(1,37)	1:A:104:ARG:HD2	2:B:84:GLN:HG3	11	1.86
(1,37)	1:A:104:ARG:HD2	2:B:84:GLN:N	11	1.86
(1,37)	1:A:104:ARG:HD2	2:B:84:GLN:NE2	11	1.86
(1,37)	1:A:104:ARG:HD2	2:B:84:GLN:O	11	1.86
(1,37)	1:A:104:ARG:HD2	2:B:84:GLN:OE1	11	1.86
(1,37)	1:A:104:ARG:HD2	2:B:97:THR:C	11	1.86
(1,37)	1:A:104:ARG:HD2	2:B:97:THR:CA	11	1.86
(1,37)	1:A:104:ARG:HD2	2:B:97:THR:CB	11	1.86
(1,37)	1:A:104:ARG:HD2	2:B:97:THR:CG2	11	1.86
(1,37)	1:A:104:ARG:HD2	2:B:97:THR:H	11	1.86
(1,37)	1:A:104:ARG:HD2	2:B:97:THR:HA	11	1.86
(1,37)	1:A:104:ARG:HD2	2:B:97:THR:HB	11	1.86
(1,37)	1:A:104:ARG:HD2	2:B:97:THR:HG1	11	1.86
(1,37)	1:A:104:ARG:HD2	2:B:97:THR:HG21	11	1.86
(1,37)	1:A:104:ARG:HD2	2:B:97:THR:HG22	11	1.86
(1,37)	1:A:104:ARG:HD2	2:B:97:THR:HG23	11	1.86
(1,37)	1:A:104:ARG:HD2	2:B:97:THR:N	11	1.86
(1,37)	1:A:104:ARG:HD2	2:B:97:THR:O	11	1.86
(1,37)	1:A:104:ARG:HD2	2:B:97:THR:OG1	11	1.86
(1,37)	1:A:104:ARG:HD2	2:B:99:HIS:C	11	1.86
(1,37)	1:A:104:ARG:HD2	2:B:99:HIS:CA	11	1.86

*Continued on next page...*

*Continued from previous page...*

Key	Atom-1	Atom-2	Model ID	Violation (Å)
(1,37)	1:A:104:ARG:HD2	2:B:99:HIS:CB	11	1.86
(1,37)	1:A:104:ARG:HD2	2:B:99:HIS:CD2	11	1.86
(1,37)	1:A:104:ARG:HD2	2:B:99:HIS:CE1	11	1.86
(1,37)	1:A:104:ARG:HD2	2:B:99:HIS:CG	11	1.86
(1,37)	1:A:104:ARG:HD2	2:B:99:HIS:H	11	1.86
(1,37)	1:A:104:ARG:HD2	2:B:99:HIS:HA	11	1.86
(1,37)	1:A:104:ARG:HD2	2:B:99:HIS:HB2	11	1.86
(1,37)	1:A:104:ARG:HD2	2:B:99:HIS:HB3	11	1.86
(1,37)	1:A:104:ARG:HD2	2:B:99:HIS:HD1	11	1.86
(1,37)	1:A:104:ARG:HD2	2:B:99:HIS:HD2	11	1.86
(1,37)	1:A:104:ARG:HD2	2:B:99:HIS:HE1	11	1.86
(1,37)	1:A:104:ARG:HD2	2:B:99:HIS:HE2	11	1.86
(1,37)	1:A:104:ARG:HD2	2:B:99:HIS:N	11	1.86
(1,37)	1:A:104:ARG:HD2	2:B:99:HIS:ND1	11	1.86
(1,37)	1:A:104:ARG:HD2	2:B:99:HIS:NE2	11	1.86
(1,37)	1:A:104:ARG:HD2	2:B:99:HIS:O	11	1.86
(1,37)	1:A:104:ARG:HD2	2:B:101:VAL:C	11	1.86
(1,37)	1:A:104:ARG:HD2	2:B:101:VAL:CA	11	1.86
(1,37)	1:A:104:ARG:HD2	2:B:101:VAL:CB	11	1.86
(1,37)	1:A:104:ARG:HD2	2:B:101:VAL:CG1	11	1.86
(1,37)	1:A:104:ARG:HD2	2:B:101:VAL:CG2	11	1.86
(1,37)	1:A:104:ARG:HD2	2:B:101:VAL:H	11	1.86
(1,37)	1:A:104:ARG:HD2	2:B:101:VAL:HA	11	1.86
(1,37)	1:A:104:ARG:HD2	2:B:101:VAL:HB	11	1.86
(1,37)	1:A:104:ARG:HD2	2:B:101:VAL:HG11	11	1.86
(1,37)	1:A:104:ARG:HD2	2:B:101:VAL:HG12	11	1.86
(1,37)	1:A:104:ARG:HD2	2:B:101:VAL:HG13	11	1.86
(1,37)	1:A:104:ARG:HD2	2:B:101:VAL:HG21	11	1.86
(1,37)	1:A:104:ARG:HD2	2:B:101:VAL:HG22	11	1.86
(1,37)	1:A:104:ARG:HD2	2:B:101:VAL:HG23	11	1.86
(1,37)	1:A:104:ARG:HD2	2:B:101:VAL:N	11	1.86
(1,37)	1:A:104:ARG:HD2	2:B:101:VAL:O	11	1.86
(1,37)	1:A:104:ARG:HD3	2:B:75:ILE:C	11	1.86
(1,37)	1:A:104:ARG:HD3	2:B:75:ILE:CA	11	1.86
(1,37)	1:A:104:ARG:HD3	2:B:75:ILE:CB	11	1.86
(1,37)	1:A:104:ARG:HD3	2:B:75:ILE:CD1	11	1.86
(1,37)	1:A:104:ARG:HD3	2:B:75:ILE:CG1	11	1.86
(1,37)	1:A:104:ARG:HD3	2:B:75:ILE:CG2	11	1.86
(1,37)	1:A:104:ARG:HD3	2:B:75:ILE:H	11	1.86
(1,37)	1:A:104:ARG:HD3	2:B:75:ILE:HA	11	1.86
(1,37)	1:A:104:ARG:HD3	2:B:75:ILE:HB	11	1.86
(1,37)	1:A:104:ARG:HD3	2:B:75:ILE:HD11	11	1.86

*Continued on next page...*

*Continued from previous page...*

Key	Atom-1	Atom-2	Model ID	Violation (Å)
(1,37)	1:A:104:ARG:HD3	2:B:75:ILE:HD12	11	1.86
(1,37)	1:A:104:ARG:HD3	2:B:75:ILE:HD13	11	1.86
(1,37)	1:A:104:ARG:HD3	2:B:75:ILE:HG12	11	1.86
(1,37)	1:A:104:ARG:HD3	2:B:75:ILE:HG13	11	1.86
(1,37)	1:A:104:ARG:HD3	2:B:75:ILE:HG21	11	1.86
(1,37)	1:A:104:ARG:HD3	2:B:75:ILE:HG22	11	1.86
(1,37)	1:A:104:ARG:HD3	2:B:75:ILE:HG23	11	1.86
(1,37)	1:A:104:ARG:HD3	2:B:75:ILE:N	11	1.86
(1,37)	1:A:104:ARG:HD3	2:B:75:ILE:O	11	1.86
(1,37)	1:A:104:ARG:HD3	2:B:77:ALA:C	11	1.86
(1,37)	1:A:104:ARG:HD3	2:B:77:ALA:CA	11	1.86
(1,37)	1:A:104:ARG:HD3	2:B:77:ALA:CB	11	1.86
(1,37)	1:A:104:ARG:HD3	2:B:77:ALA:H	11	1.86
(1,37)	1:A:104:ARG:HD3	2:B:77:ALA:HA	11	1.86
(1,37)	1:A:104:ARG:HD3	2:B:77:ALA:HB1	11	1.86
(1,37)	1:A:104:ARG:HD3	2:B:77:ALA:HB2	11	1.86
(1,37)	1:A:104:ARG:HD3	2:B:77:ALA:HB3	11	1.86
(1,37)	1:A:104:ARG:HD3	2:B:77:ALA:N	11	1.86
(1,37)	1:A:104:ARG:HD3	2:B:77:ALA:O	11	1.86
(1,37)	1:A:104:ARG:HD3	2:B:78:GLY:C	11	1.86
(1,37)	1:A:104:ARG:HD3	2:B:78:GLY:CA	11	1.86
(1,37)	1:A:104:ARG:HD3	2:B:78:GLY:H	11	1.86
(1,37)	1:A:104:ARG:HD3	2:B:78:GLY:HA2	11	1.86
(1,37)	1:A:104:ARG:HD3	2:B:78:GLY:HA3	11	1.86
(1,37)	1:A:104:ARG:HD3	2:B:78:GLY:N	11	1.86
(1,37)	1:A:104:ARG:HD3	2:B:78:GLY:O	11	1.86
(1,37)	1:A:104:ARG:HD3	2:B:79:LYS:C	11	1.86
(1,37)	1:A:104:ARG:HD3	2:B:79:LYS:CA	11	1.86
(1,37)	1:A:104:ARG:HD3	2:B:79:LYS:CB	11	1.86
(1,37)	1:A:104:ARG:HD3	2:B:79:LYS:CD	11	1.86
(1,37)	1:A:104:ARG:HD3	2:B:79:LYS:CE	11	1.86
(1,37)	1:A:104:ARG:HD3	2:B:79:LYS:CG	11	1.86
(1,37)	1:A:104:ARG:HD3	2:B:79:LYS:H	11	1.86
(1,37)	1:A:104:ARG:HD3	2:B:79:LYS:HA	11	1.86
(1,37)	1:A:104:ARG:HD3	2:B:79:LYS:HB2	11	1.86
(1,37)	1:A:104:ARG:HD3	2:B:79:LYS:HB3	11	1.86
(1,37)	1:A:104:ARG:HD3	2:B:79:LYS:HD2	11	1.86
(1,37)	1:A:104:ARG:HD3	2:B:79:LYS:HD3	11	1.86
(1,37)	1:A:104:ARG:HD3	2:B:79:LYS:HE2	11	1.86
(1,37)	1:A:104:ARG:HD3	2:B:79:LYS:HE3	11	1.86
(1,37)	1:A:104:ARG:HD3	2:B:79:LYS:HG2	11	1.86
(1,37)	1:A:104:ARG:HD3	2:B:79:LYS:HG3	11	1.86

*Continued on next page...*



*Continued from previous page...*

Key	Atom-1	Atom-2	Model ID	Violation (Å)
(1,37)	1:A:104:ARG:HD3	2:B:79:LYS:HZ1	11	1.86
(1,37)	1:A:104:ARG:HD3	2:B:79:LYS:HZ2	11	1.86
(1,37)	1:A:104:ARG:HD3	2:B:79:LYS:HZ3	11	1.86
(1,37)	1:A:104:ARG:HD3	2:B:79:LYS:N	11	1.86
(1,37)	1:A:104:ARG:HD3	2:B:79:LYS:NZ	11	1.86
(1,37)	1:A:104:ARG:HD3	2:B:79:LYS:O	11	1.86
(1,37)	1:A:104:ARG:HD3	2:B:80:ILE:C	11	1.86
(1,37)	1:A:104:ARG:HD3	2:B:80:ILE:CA	11	1.86
(1,37)	1:A:104:ARG:HD3	2:B:80:ILE:CB	11	1.86
(1,37)	1:A:104:ARG:HD3	2:B:80:ILE:CD1	11	1.86
(1,37)	1:A:104:ARG:HD3	2:B:80:ILE:CG1	11	1.86
(1,37)	1:A:104:ARG:HD3	2:B:80:ILE:CG2	11	1.86
(1,37)	1:A:104:ARG:HD3	2:B:80:ILE:H	11	1.86
(1,37)	1:A:104:ARG:HD3	2:B:80:ILE:HA	11	1.86
(1,37)	1:A:104:ARG:HD3	2:B:80:ILE:HB	11	1.86
(1,37)	1:A:104:ARG:HD3	2:B:80:ILE:HD11	11	1.86
(1,37)	1:A:104:ARG:HD3	2:B:80:ILE:HD12	11	1.86
(1,37)	1:A:104:ARG:HD3	2:B:80:ILE:HD13	11	1.86
(1,37)	1:A:104:ARG:HD3	2:B:80:ILE:HG12	11	1.86
(1,37)	1:A:104:ARG:HD3	2:B:80:ILE:HG13	11	1.86
(1,37)	1:A:104:ARG:HD3	2:B:80:ILE:HG21	11	1.86
(1,37)	1:A:104:ARG:HD3	2:B:80:ILE:HG22	11	1.86
(1,37)	1:A:104:ARG:HD3	2:B:80:ILE:HG23	11	1.86
(1,37)	1:A:104:ARG:HD3	2:B:80:ILE:N	11	1.86
(1,37)	1:A:104:ARG:HD3	2:B:80:ILE:O	11	1.86
(1,37)	1:A:104:ARG:HD3	2:B:84:GLN:C	11	1.86
(1,37)	1:A:104:ARG:HD3	2:B:84:GLN:CA	11	1.86
(1,37)	1:A:104:ARG:HD3	2:B:84:GLN:CB	11	1.86
(1,37)	1:A:104:ARG:HD3	2:B:84:GLN:CD	11	1.86
(1,37)	1:A:104:ARG:HD3	2:B:84:GLN:CG	11	1.86
(1,37)	1:A:104:ARG:HD3	2:B:84:GLN:H	11	1.86
(1,37)	1:A:104:ARG:HD3	2:B:84:GLN:HA	11	1.86
(1,37)	1:A:104:ARG:HD3	2:B:84:GLN:HB2	11	1.86
(1,37)	1:A:104:ARG:HD3	2:B:84:GLN:HB3	11	1.86
(1,37)	1:A:104:ARG:HD3	2:B:84:GLN:HE21	11	1.86
(1,37)	1:A:104:ARG:HD3	2:B:84:GLN:HE22	11	1.86
(1,37)	1:A:104:ARG:HD3	2:B:84:GLN:HG2	11	1.86
(1,37)	1:A:104:ARG:HD3	2:B:84:GLN:HG3	11	1.86
(1,37)	1:A:104:ARG:HD3	2:B:84:GLN:N	11	1.86
(1,37)	1:A:104:ARG:HD3	2:B:84:GLN:NE2	11	1.86
(1,37)	1:A:104:ARG:HD3	2:B:84:GLN:O	11	1.86
(1,37)	1:A:104:ARG:HD3	2:B:84:GLN:OE1	11	1.86

*Continued on next page...*

*Continued from previous page...*

Key	Atom-1	Atom-2	Model ID	Violation (Å)
(1,37)	1:A:104:ARG:HD3	2:B:97:THR:C	11	1.86
(1,37)	1:A:104:ARG:HD3	2:B:97:THR:CA	11	1.86
(1,37)	1:A:104:ARG:HD3	2:B:97:THR:CB	11	1.86
(1,37)	1:A:104:ARG:HD3	2:B:97:THR:CG2	11	1.86
(1,37)	1:A:104:ARG:HD3	2:B:97:THR:H	11	1.86
(1,37)	1:A:104:ARG:HD3	2:B:97:THR:HA	11	1.86
(1,37)	1:A:104:ARG:HD3	2:B:97:THR:HB	11	1.86
(1,37)	1:A:104:ARG:HD3	2:B:97:THR:HG1	11	1.86
(1,37)	1:A:104:ARG:HD3	2:B:97:THR:HG21	11	1.86
(1,37)	1:A:104:ARG:HD3	2:B:97:THR:HG22	11	1.86
(1,37)	1:A:104:ARG:HD3	2:B:97:THR:HG23	11	1.86
(1,37)	1:A:104:ARG:HD3	2:B:97:THR:N	11	1.86
(1,37)	1:A:104:ARG:HD3	2:B:97:THR:O	11	1.86
(1,37)	1:A:104:ARG:HD3	2:B:97:THR:OG1	11	1.86
(1,37)	1:A:104:ARG:HD3	2:B:99:HIS:C	11	1.86
(1,37)	1:A:104:ARG:HD3	2:B:99:HIS:CA	11	1.86
(1,37)	1:A:104:ARG:HD3	2:B:99:HIS:CB	11	1.86
(1,37)	1:A:104:ARG:HD3	2:B:99:HIS:CD2	11	1.86
(1,37)	1:A:104:ARG:HD3	2:B:99:HIS:CE1	11	1.86
(1,37)	1:A:104:ARG:HD3	2:B:99:HIS:CG	11	1.86
(1,37)	1:A:104:ARG:HD3	2:B:99:HIS:H	11	1.86
(1,37)	1:A:104:ARG:HD3	2:B:99:HIS:HA	11	1.86
(1,37)	1:A:104:ARG:HD3	2:B:99:HIS:HB2	11	1.86
(1,37)	1:A:104:ARG:HD3	2:B:99:HIS:HB3	11	1.86
(1,37)	1:A:104:ARG:HD3	2:B:99:HIS:HD1	11	1.86
(1,37)	1:A:104:ARG:HD3	2:B:99:HIS:HD2	11	1.86
(1,37)	1:A:104:ARG:HD3	2:B:99:HIS:HE1	11	1.86
(1,37)	1:A:104:ARG:HD3	2:B:99:HIS:HE2	11	1.86
(1,37)	1:A:104:ARG:HD3	2:B:99:HIS:N	11	1.86
(1,37)	1:A:104:ARG:HD3	2:B:99:HIS:ND1	11	1.86
(1,37)	1:A:104:ARG:HD3	2:B:99:HIS:NE2	11	1.86
(1,37)	1:A:104:ARG:HD3	2:B:99:HIS:O	11	1.86
(1,37)	1:A:104:ARG:HD3	2:B:101:VAL:C	11	1.86
(1,37)	1:A:104:ARG:HD3	2:B:101:VAL:CA	11	1.86
(1,37)	1:A:104:ARG:HD3	2:B:101:VAL:CB	11	1.86
(1,37)	1:A:104:ARG:HD3	2:B:101:VAL:CG1	11	1.86
(1,37)	1:A:104:ARG:HD3	2:B:101:VAL:CG2	11	1.86
(1,37)	1:A:104:ARG:HD3	2:B:101:VAL:H	11	1.86
(1,37)	1:A:104:ARG:HD3	2:B:101:VAL:HA	11	1.86
(1,37)	1:A:104:ARG:HD3	2:B:101:VAL:HB	11	1.86
(1,37)	1:A:104:ARG:HD3	2:B:101:VAL:HG11	11	1.86
(1,37)	1:A:104:ARG:HD3	2:B:101:VAL:HG12	11	1.86

*Continued on next page...*

*Continued from previous page...*

Key	Atom-1	Atom-2	Model ID	Violation (Å)
(1,37)	1:A:104:ARG:HD3	2:B:101:VAL:HG13	11	1.86
(1,37)	1:A:104:ARG:HD3	2:B:101:VAL:HG21	11	1.86
(1,37)	1:A:104:ARG:HD3	2:B:101:VAL:HG22	11	1.86
(1,37)	1:A:104:ARG:HD3	2:B:101:VAL:HG23	11	1.86
(1,37)	1:A:104:ARG:HD3	2:B:101:VAL:N	11	1.86
(1,37)	1:A:104:ARG:HD3	2:B:101:VAL:O	11	1.86
(1,37)	1:A:104:ARG:HE	2:B:75:ILE:C	11	1.86
(1,37)	1:A:104:ARG:HE	2:B:75:ILE:CA	11	1.86
(1,37)	1:A:104:ARG:HE	2:B:75:ILE:CB	11	1.86
(1,37)	1:A:104:ARG:HE	2:B:75:ILE:CD1	11	1.86
(1,37)	1:A:104:ARG:HE	2:B:75:ILE:CG1	11	1.86
(1,37)	1:A:104:ARG:HE	2:B:75:ILE:CG2	11	1.86
(1,37)	1:A:104:ARG:HE	2:B:75:ILE:H	11	1.86
(1,37)	1:A:104:ARG:HE	2:B:75:ILE:HA	11	1.86
(1,37)	1:A:104:ARG:HE	2:B:75:ILE:HB	11	1.86
(1,37)	1:A:104:ARG:HE	2:B:75:ILE:HD11	11	1.86
(1,37)	1:A:104:ARG:HE	2:B:75:ILE:HD12	11	1.86
(1,37)	1:A:104:ARG:HE	2:B:75:ILE:HD13	11	1.86
(1,37)	1:A:104:ARG:HE	2:B:75:ILE:HG12	11	1.86
(1,37)	1:A:104:ARG:HE	2:B:75:ILE:HG13	11	1.86
(1,37)	1:A:104:ARG:HE	2:B:75:ILE:HG21	11	1.86
(1,37)	1:A:104:ARG:HE	2:B:75:ILE:HG22	11	1.86
(1,37)	1:A:104:ARG:HE	2:B:75:ILE:HG23	11	1.86
(1,37)	1:A:104:ARG:HE	2:B:75:ILE:N	11	1.86
(1,37)	1:A:104:ARG:HE	2:B:75:ILE:O	11	1.86
(1,37)	1:A:104:ARG:HE	2:B:77:ALA:C	11	1.86
(1,37)	1:A:104:ARG:HE	2:B:77:ALA:CA	11	1.86
(1,37)	1:A:104:ARG:HE	2:B:77:ALA:CB	11	1.86
(1,37)	1:A:104:ARG:HE	2:B:77:ALA:H	11	1.86
(1,37)	1:A:104:ARG:HE	2:B:77:ALA:HA	11	1.86
(1,37)	1:A:104:ARG:HE	2:B:77:ALA:HB1	11	1.86
(1,37)	1:A:104:ARG:HE	2:B:77:ALA:HB2	11	1.86
(1,37)	1:A:104:ARG:HE	2:B:77:ALA:HB3	11	1.86
(1,37)	1:A:104:ARG:HE	2:B:77:ALA:N	11	1.86
(1,37)	1:A:104:ARG:HE	2:B:77:ALA:O	11	1.86
(1,37)	1:A:104:ARG:HE	2:B:78:GLY:C	11	1.86
(1,37)	1:A:104:ARG:HE	2:B:78:GLY:CA	11	1.86
(1,37)	1:A:104:ARG:HE	2:B:78:GLY:H	11	1.86
(1,37)	1:A:104:ARG:HE	2:B:78:GLY:HA2	11	1.86
(1,37)	1:A:104:ARG:HE	2:B:78:GLY:HA3	11	1.86
(1,37)	1:A:104:ARG:HE	2:B:78:GLY:N	11	1.86
(1,37)	1:A:104:ARG:HE	2:B:78:GLY:O	11	1.86

*Continued on next page...*

*Continued from previous page...*

Key	Atom-1	Atom-2	Model ID	Violation (Å)
(1,37)	1:A:104:ARG:HE	2:B:79:LYS:C	11	1.86
(1,37)	1:A:104:ARG:HE	2:B:79:LYS:CA	11	1.86
(1,37)	1:A:104:ARG:HE	2:B:79:LYS:CB	11	1.86
(1,37)	1:A:104:ARG:HE	2:B:79:LYS:CD	11	1.86
(1,37)	1:A:104:ARG:HE	2:B:79:LYS:CE	11	1.86
(1,37)	1:A:104:ARG:HE	2:B:79:LYS:CG	11	1.86
(1,37)	1:A:104:ARG:HE	2:B:79:LYS:H	11	1.86
(1,37)	1:A:104:ARG:HE	2:B:79:LYS:HA	11	1.86
(1,37)	1:A:104:ARG:HE	2:B:79:LYS:HB2	11	1.86
(1,37)	1:A:104:ARG:HE	2:B:79:LYS:HB3	11	1.86
(1,37)	1:A:104:ARG:HE	2:B:79:LYS:HD2	11	1.86
(1,37)	1:A:104:ARG:HE	2:B:79:LYS:HD3	11	1.86
(1,37)	1:A:104:ARG:HE	2:B:79:LYS:HE2	11	1.86
(1,37)	1:A:104:ARG:HE	2:B:79:LYS:HE3	11	1.86
(1,37)	1:A:104:ARG:HE	2:B:79:LYS:HG2	11	1.86
(1,37)	1:A:104:ARG:HE	2:B:79:LYS:HG3	11	1.86
(1,37)	1:A:104:ARG:HE	2:B:79:LYS:HZ1	11	1.86
(1,37)	1:A:104:ARG:HE	2:B:79:LYS:HZ2	11	1.86
(1,37)	1:A:104:ARG:HE	2:B:79:LYS:HZ3	11	1.86
(1,37)	1:A:104:ARG:HE	2:B:79:LYS:N	11	1.86
(1,37)	1:A:104:ARG:HE	2:B:79:LYS:NZ	11	1.86
(1,37)	1:A:104:ARG:HE	2:B:79:LYS:O	11	1.86
(1,37)	1:A:104:ARG:HE	2:B:80:ILE:C	11	1.86
(1,37)	1:A:104:ARG:HE	2:B:80:ILE:CA	11	1.86
(1,37)	1:A:104:ARG:HE	2:B:80:ILE:CB	11	1.86
(1,37)	1:A:104:ARG:HE	2:B:80:ILE:CD1	11	1.86
(1,37)	1:A:104:ARG:HE	2:B:80:ILE:CG1	11	1.86
(1,37)	1:A:104:ARG:HE	2:B:80:ILE:CG2	11	1.86
(1,37)	1:A:104:ARG:HE	2:B:80:ILE:H	11	1.86
(1,37)	1:A:104:ARG:HE	2:B:80:ILE:HA	11	1.86
(1,37)	1:A:104:ARG:HE	2:B:80:ILE:HB	11	1.86
(1,37)	1:A:104:ARG:HE	2:B:80:ILE:HD11	11	1.86
(1,37)	1:A:104:ARG:HE	2:B:80:ILE:HD12	11	1.86
(1,37)	1:A:104:ARG:HE	2:B:80:ILE:HD13	11	1.86
(1,37)	1:A:104:ARG:HE	2:B:80:ILE:HG12	11	1.86
(1,37)	1:A:104:ARG:HE	2:B:80:ILE:HG13	11	1.86
(1,37)	1:A:104:ARG:HE	2:B:80:ILE:HG21	11	1.86
(1,37)	1:A:104:ARG:HE	2:B:80:ILE:HG22	11	1.86
(1,37)	1:A:104:ARG:HE	2:B:80:ILE:HG23	11	1.86
(1,37)	1:A:104:ARG:HE	2:B:80:ILE:N	11	1.86
(1,37)	1:A:104:ARG:HE	2:B:80:ILE:O	11	1.86
(1,37)	1:A:104:ARG:HE	2:B:84:GLN:C	11	1.86

*Continued on next page...*

*Continued from previous page...*

Key	Atom-1	Atom-2	Model ID	Violation (Å)
(1,37)	1:A:104:ARG:HE	2:B:84:GLN:CA	11	1.86
(1,37)	1:A:104:ARG:HE	2:B:84:GLN:CB	11	1.86
(1,37)	1:A:104:ARG:HE	2:B:84:GLN:CD	11	1.86
(1,37)	1:A:104:ARG:HE	2:B:84:GLN:CG	11	1.86
(1,37)	1:A:104:ARG:HE	2:B:84:GLN:H	11	1.86
(1,37)	1:A:104:ARG:HE	2:B:84:GLN:HA	11	1.86
(1,37)	1:A:104:ARG:HE	2:B:84:GLN:HB2	11	1.86
(1,37)	1:A:104:ARG:HE	2:B:84:GLN:HB3	11	1.86
(1,37)	1:A:104:ARG:HE	2:B:84:GLN:HE21	11	1.86
(1,37)	1:A:104:ARG:HE	2:B:84:GLN:HE22	11	1.86
(1,37)	1:A:104:ARG:HE	2:B:84:GLN:HG2	11	1.86
(1,37)	1:A:104:ARG:HE	2:B:84:GLN:HG3	11	1.86
(1,37)	1:A:104:ARG:HE	2:B:84:GLN:N	11	1.86
(1,37)	1:A:104:ARG:HE	2:B:84:GLN:NE2	11	1.86
(1,37)	1:A:104:ARG:HE	2:B:84:GLN:O	11	1.86
(1,37)	1:A:104:ARG:HE	2:B:84:GLN:OE1	11	1.86
(1,37)	1:A:104:ARG:HE	2:B:97:THR:C	11	1.86
(1,37)	1:A:104:ARG:HE	2:B:97:THR:CA	11	1.86
(1,37)	1:A:104:ARG:HE	2:B:97:THR:CB	11	1.86
(1,37)	1:A:104:ARG:HE	2:B:97:THR:CG2	11	1.86
(1,37)	1:A:104:ARG:HE	2:B:97:THR:H	11	1.86
(1,37)	1:A:104:ARG:HE	2:B:97:THR:HA	11	1.86
(1,37)	1:A:104:ARG:HE	2:B:97:THR:HB	11	1.86
(1,37)	1:A:104:ARG:HE	2:B:97:THR:HG1	11	1.86
(1,37)	1:A:104:ARG:HE	2:B:97:THR:HG21	11	1.86
(1,37)	1:A:104:ARG:HE	2:B:97:THR:HG22	11	1.86
(1,37)	1:A:104:ARG:HE	2:B:97:THR:HG23	11	1.86
(1,37)	1:A:104:ARG:HE	2:B:97:THR:N	11	1.86
(1,37)	1:A:104:ARG:HE	2:B:97:THR:O	11	1.86
(1,37)	1:A:104:ARG:HE	2:B:97:THR:OG1	11	1.86
(1,37)	1:A:104:ARG:HE	2:B:99:HIS:C	11	1.86
(1,37)	1:A:104:ARG:HE	2:B:99:HIS:CA	11	1.86
(1,37)	1:A:104:ARG:HE	2:B:99:HIS:CB	11	1.86
(1,37)	1:A:104:ARG:HE	2:B:99:HIS:CD2	11	1.86
(1,37)	1:A:104:ARG:HE	2:B:99:HIS:CE1	11	1.86
(1,37)	1:A:104:ARG:HE	2:B:99:HIS:CG	11	1.86
(1,37)	1:A:104:ARG:HE	2:B:99:HIS:H	11	1.86
(1,37)	1:A:104:ARG:HE	2:B:99:HIS:HA	11	1.86
(1,37)	1:A:104:ARG:HE	2:B:99:HIS:HB2	11	1.86
(1,37)	1:A:104:ARG:HE	2:B:99:HIS:HB3	11	1.86
(1,37)	1:A:104:ARG:HE	2:B:99:HIS:HD1	11	1.86
(1,37)	1:A:104:ARG:HE	2:B:99:HIS:HD2	11	1.86

*Continued on next page...*

*Continued from previous page...*

Key	Atom-1	Atom-2	Model ID	Violation (Å)
(1,37)	1:A:104:ARG:HE	2:B:99:HIS:HE1	11	1.86
(1,37)	1:A:104:ARG:HE	2:B:99:HIS:HE2	11	1.86
(1,37)	1:A:104:ARG:HE	2:B:99:HIS:N	11	1.86
(1,37)	1:A:104:ARG:HE	2:B:99:HIS:ND1	11	1.86
(1,37)	1:A:104:ARG:HE	2:B:99:HIS:NE2	11	1.86
(1,37)	1:A:104:ARG:HE	2:B:99:HIS:O	11	1.86
(1,37)	1:A:104:ARG:HE	2:B:101:VAL:C	11	1.86
(1,37)	1:A:104:ARG:HE	2:B:101:VAL:CA	11	1.86
(1,37)	1:A:104:ARG:HE	2:B:101:VAL:CB	11	1.86
(1,37)	1:A:104:ARG:HE	2:B:101:VAL:CG1	11	1.86
(1,37)	1:A:104:ARG:HE	2:B:101:VAL:CG2	11	1.86
(1,37)	1:A:104:ARG:HE	2:B:101:VAL:H	11	1.86
(1,37)	1:A:104:ARG:HE	2:B:101:VAL:HA	11	1.86
(1,37)	1:A:104:ARG:HE	2:B:101:VAL:HB	11	1.86
(1,37)	1:A:104:ARG:HE	2:B:101:VAL:HG11	11	1.86
(1,37)	1:A:104:ARG:HE	2:B:101:VAL:HG12	11	1.86
(1,37)	1:A:104:ARG:HE	2:B:101:VAL:HG13	11	1.86
(1,37)	1:A:104:ARG:HE	2:B:101:VAL:HG21	11	1.86
(1,37)	1:A:104:ARG:HE	2:B:101:VAL:HG22	11	1.86
(1,37)	1:A:104:ARG:HE	2:B:101:VAL:HG23	11	1.86
(1,37)	1:A:104:ARG:HE	2:B:101:VAL:N	11	1.86
(1,37)	1:A:104:ARG:HE	2:B:101:VAL:O	11	1.86
(1,37)	1:A:104:ARG:HG2	2:B:75:ILE:C	11	1.86
(1,37)	1:A:104:ARG:HG2	2:B:75:ILE:CA	11	1.86
(1,37)	1:A:104:ARG:HG2	2:B:75:ILE:CB	11	1.86
(1,37)	1:A:104:ARG:HG2	2:B:75:ILE:CD1	11	1.86
(1,37)	1:A:104:ARG:HG2	2:B:75:ILE:CG1	11	1.86
(1,37)	1:A:104:ARG:HG2	2:B:75:ILE:CG2	11	1.86
(1,37)	1:A:104:ARG:HG2	2:B:75:ILE:H	11	1.86
(1,37)	1:A:104:ARG:HG2	2:B:75:ILE:HA	11	1.86
(1,37)	1:A:104:ARG:HG2	2:B:75:ILE:HB	11	1.86
(1,37)	1:A:104:ARG:HG2	2:B:75:ILE:HD11	11	1.86
(1,37)	1:A:104:ARG:HG2	2:B:75:ILE:HD12	11	1.86
(1,37)	1:A:104:ARG:HG2	2:B:75:ILE:HD13	11	1.86
(1,37)	1:A:104:ARG:HG2	2:B:75:ILE:HG12	11	1.86
(1,37)	1:A:104:ARG:HG2	2:B:75:ILE:HG13	11	1.86
(1,37)	1:A:104:ARG:HG2	2:B:75:ILE:HG21	11	1.86
(1,37)	1:A:104:ARG:HG2	2:B:75:ILE:HG22	11	1.86
(1,37)	1:A:104:ARG:HG2	2:B:75:ILE:HG23	11	1.86
(1,37)	1:A:104:ARG:HG2	2:B:75:ILE:N	11	1.86
(1,37)	1:A:104:ARG:HG2	2:B:75:ILE:O	11	1.86
(1,37)	1:A:104:ARG:HG2	2:B:77:ALA:C	11	1.86

*Continued on next page...*

*Continued from previous page...*

Key	Atom-1	Atom-2	Model ID	Violation (Å)
(1,37)	1:A:104:ARG:HG2	2:B:77:ALA:CA	11	1.86
(1,37)	1:A:104:ARG:HG2	2:B:77:ALA:CB	11	1.86
(1,37)	1:A:104:ARG:HG2	2:B:77:ALA:H	11	1.86
(1,37)	1:A:104:ARG:HG2	2:B:77:ALA:HA	11	1.86
(1,37)	1:A:104:ARG:HG2	2:B:77:ALA:HB1	11	1.86
(1,37)	1:A:104:ARG:HG2	2:B:77:ALA:HB2	11	1.86
(1,37)	1:A:104:ARG:HG2	2:B:77:ALA:HB3	11	1.86
(1,37)	1:A:104:ARG:HG2	2:B:77:ALA:N	11	1.86
(1,37)	1:A:104:ARG:HG2	2:B:77:ALA:O	11	1.86
(1,37)	1:A:104:ARG:HG2	2:B:78:GLY:C	11	1.86
(1,37)	1:A:104:ARG:HG2	2:B:78:GLY:CA	11	1.86
(1,37)	1:A:104:ARG:HG2	2:B:78:GLY:H	11	1.86
(1,37)	1:A:104:ARG:HG2	2:B:78:GLY:HA2	11	1.86
(1,37)	1:A:104:ARG:HG2	2:B:78:GLY:HA3	11	1.86
(1,37)	1:A:104:ARG:HG2	2:B:78:GLY:N	11	1.86
(1,37)	1:A:104:ARG:HG2	2:B:78:GLY:O	11	1.86
(1,37)	1:A:104:ARG:HG2	2:B:79:LYS:C	11	1.86
(1,37)	1:A:104:ARG:HG2	2:B:79:LYS:CA	11	1.86
(1,37)	1:A:104:ARG:HG2	2:B:79:LYS:CB	11	1.86
(1,37)	1:A:104:ARG:HG2	2:B:79:LYS:CD	11	1.86
(1,37)	1:A:104:ARG:HG2	2:B:79:LYS:CE	11	1.86
(1,37)	1:A:104:ARG:HG2	2:B:79:LYS:CG	11	1.86
(1,37)	1:A:104:ARG:HG2	2:B:79:LYS:H	11	1.86
(1,37)	1:A:104:ARG:HG2	2:B:79:LYS:HA	11	1.86
(1,37)	1:A:104:ARG:HG2	2:B:79:LYS:HB2	11	1.86
(1,37)	1:A:104:ARG:HG2	2:B:79:LYS:HB3	11	1.86
(1,37)	1:A:104:ARG:HG2	2:B:79:LYS:HD2	11	1.86
(1,37)	1:A:104:ARG:HG2	2:B:79:LYS:HD3	11	1.86
(1,37)	1:A:104:ARG:HG2	2:B:79:LYS:HE2	11	1.86
(1,37)	1:A:104:ARG:HG2	2:B:79:LYS:HE3	11	1.86
(1,37)	1:A:104:ARG:HG2	2:B:79:LYS:HG2	11	1.86
(1,37)	1:A:104:ARG:HG2	2:B:79:LYS:HG3	11	1.86
(1,37)	1:A:104:ARG:HG2	2:B:79:LYS:HZ1	11	1.86
(1,37)	1:A:104:ARG:HG2	2:B:79:LYS:HZ2	11	1.86
(1,37)	1:A:104:ARG:HG2	2:B:79:LYS:HZ3	11	1.86
(1,37)	1:A:104:ARG:HG2	2:B:79:LYS:N	11	1.86
(1,37)	1:A:104:ARG:HG2	2:B:79:LYS:NZ	11	1.86
(1,37)	1:A:104:ARG:HG2	2:B:79:LYS:O	11	1.86
(1,37)	1:A:104:ARG:HG2	2:B:80:ILE:C	11	1.86
(1,37)	1:A:104:ARG:HG2	2:B:80:ILE:CA	11	1.86
(1,37)	1:A:104:ARG:HG2	2:B:80:ILE:CB	11	1.86
(1,37)	1:A:104:ARG:HG2	2:B:80:ILE:CD1	11	1.86

*Continued on next page...*

*Continued from previous page...*

Key	Atom-1	Atom-2	Model ID	Violation (Å)
(1,37)	1:A:104:ARG:HG2	2:B:80:ILE:CG1	11	1.86
(1,37)	1:A:104:ARG:HG2	2:B:80:ILE:CG2	11	1.86
(1,37)	1:A:104:ARG:HG2	2:B:80:ILE:H	11	1.86
(1,37)	1:A:104:ARG:HG2	2:B:80:ILE:HA	11	1.86
(1,37)	1:A:104:ARG:HG2	2:B:80:ILE:HB	11	1.86
(1,37)	1:A:104:ARG:HG2	2:B:80:ILE:HD11	11	1.86
(1,37)	1:A:104:ARG:HG2	2:B:80:ILE:HD12	11	1.86
(1,37)	1:A:104:ARG:HG2	2:B:80:ILE:HD13	11	1.86
(1,37)	1:A:104:ARG:HG2	2:B:80:ILE:HG12	11	1.86
(1,37)	1:A:104:ARG:HG2	2:B:80:ILE:HG13	11	1.86
(1,37)	1:A:104:ARG:HG2	2:B:80:ILE:HG21	11	1.86
(1,37)	1:A:104:ARG:HG2	2:B:80:ILE:HG22	11	1.86
(1,37)	1:A:104:ARG:HG2	2:B:80:ILE:HG23	11	1.86
(1,37)	1:A:104:ARG:HG2	2:B:80:ILE:N	11	1.86
(1,37)	1:A:104:ARG:HG2	2:B:80:ILE:O	11	1.86
(1,37)	1:A:104:ARG:HG2	2:B:84:GLN:C	11	1.86
(1,37)	1:A:104:ARG:HG2	2:B:84:GLN:CA	11	1.86
(1,37)	1:A:104:ARG:HG2	2:B:84:GLN:CB	11	1.86
(1,37)	1:A:104:ARG:HG2	2:B:84:GLN:CD	11	1.86
(1,37)	1:A:104:ARG:HG2	2:B:84:GLN:CG	11	1.86
(1,37)	1:A:104:ARG:HG2	2:B:84:GLN:H	11	1.86
(1,37)	1:A:104:ARG:HG2	2:B:84:GLN:HA	11	1.86
(1,37)	1:A:104:ARG:HG2	2:B:84:GLN:HB2	11	1.86
(1,37)	1:A:104:ARG:HG2	2:B:84:GLN:HB3	11	1.86
(1,37)	1:A:104:ARG:HG2	2:B:84:GLN:HE21	11	1.86
(1,37)	1:A:104:ARG:HG2	2:B:84:GLN:HE22	11	1.86
(1,37)	1:A:104:ARG:HG2	2:B:84:GLN:HG2	11	1.86
(1,37)	1:A:104:ARG:HG2	2:B:84:GLN:HG3	11	1.86
(1,37)	1:A:104:ARG:HG2	2:B:84:GLN:N	11	1.86
(1,37)	1:A:104:ARG:HG2	2:B:84:GLN:NE2	11	1.86
(1,37)	1:A:104:ARG:HG2	2:B:84:GLN:O	11	1.86
(1,37)	1:A:104:ARG:HG2	2:B:84:GLN:OE1	11	1.86
(1,37)	1:A:104:ARG:HG2	2:B:97:THR:C	11	1.86
(1,37)	1:A:104:ARG:HG2	2:B:97:THR:CA	11	1.86
(1,37)	1:A:104:ARG:HG2	2:B:97:THR:CB	11	1.86
(1,37)	1:A:104:ARG:HG2	2:B:97:THR:CG2	11	1.86
(1,37)	1:A:104:ARG:HG2	2:B:97:THR:H	11	1.86
(1,37)	1:A:104:ARG:HG2	2:B:97:THR:HA	11	1.86
(1,37)	1:A:104:ARG:HG2	2:B:97:THR:HB	11	1.86
(1,37)	1:A:104:ARG:HG2	2:B:97:THR:HG1	11	1.86
(1,37)	1:A:104:ARG:HG2	2:B:97:THR:HG21	11	1.86
(1,37)	1:A:104:ARG:HG2	2:B:97:THR:HG22	11	1.86

*Continued on next page...*



*Continued from previous page...*

Key	Atom-1	Atom-2	Model ID	Violation (Å)
(1,37)	1:A:104:ARG:HG2	2:B:97:THR:HG23	11	1.86
(1,37)	1:A:104:ARG:HG2	2:B:97:THR:N	11	1.86
(1,37)	1:A:104:ARG:HG2	2:B:97:THR:O	11	1.86
(1,37)	1:A:104:ARG:HG2	2:B:97:THR:OG1	11	1.86
(1,37)	1:A:104:ARG:HG2	2:B:99:HIS:C	11	1.86
(1,37)	1:A:104:ARG:HG2	2:B:99:HIS:CA	11	1.86
(1,37)	1:A:104:ARG:HG2	2:B:99:HIS:CB	11	1.86
(1,37)	1:A:104:ARG:HG2	2:B:99:HIS:CD2	11	1.86
(1,37)	1:A:104:ARG:HG2	2:B:99:HIS:CE1	11	1.86
(1,37)	1:A:104:ARG:HG2	2:B:99:HIS:CG	11	1.86
(1,37)	1:A:104:ARG:HG2	2:B:99:HIS:H	11	1.86
(1,37)	1:A:104:ARG:HG2	2:B:99:HIS:HA	11	1.86
(1,37)	1:A:104:ARG:HG2	2:B:99:HIS:HB2	11	1.86
(1,37)	1:A:104:ARG:HG2	2:B:99:HIS:HB3	11	1.86
(1,37)	1:A:104:ARG:HG2	2:B:99:HIS:HD1	11	1.86
(1,37)	1:A:104:ARG:HG2	2:B:99:HIS:HD2	11	1.86
(1,37)	1:A:104:ARG:HG2	2:B:99:HIS:HE1	11	1.86
(1,37)	1:A:104:ARG:HG2	2:B:99:HIS:HE2	11	1.86
(1,37)	1:A:104:ARG:HG2	2:B:99:HIS:N	11	1.86
(1,37)	1:A:104:ARG:HG2	2:B:99:HIS:ND1	11	1.86
(1,37)	1:A:104:ARG:HG2	2:B:99:HIS:NE2	11	1.86
(1,37)	1:A:104:ARG:HG2	2:B:99:HIS:O	11	1.86
(1,37)	1:A:104:ARG:HG2	2:B:101:VAL:C	11	1.86
(1,37)	1:A:104:ARG:HG2	2:B:101:VAL:CA	11	1.86
(1,37)	1:A:104:ARG:HG2	2:B:101:VAL:CB	11	1.86
(1,37)	1:A:104:ARG:HG2	2:B:101:VAL:CG1	11	1.86
(1,37)	1:A:104:ARG:HG2	2:B:101:VAL:CG2	11	1.86
(1,37)	1:A:104:ARG:HG2	2:B:101:VAL:H	11	1.86
(1,37)	1:A:104:ARG:HG2	2:B:101:VAL:HA	11	1.86
(1,37)	1:A:104:ARG:HG2	2:B:101:VAL:HB	11	1.86
(1,37)	1:A:104:ARG:HG2	2:B:101:VAL:HG11	11	1.86
(1,37)	1:A:104:ARG:HG2	2:B:101:VAL:HG12	11	1.86
(1,37)	1:A:104:ARG:HG2	2:B:101:VAL:HG13	11	1.86
(1,37)	1:A:104:ARG:HG2	2:B:101:VAL:HG21	11	1.86
(1,37)	1:A:104:ARG:HG2	2:B:101:VAL:HG22	11	1.86
(1,37)	1:A:104:ARG:HG2	2:B:101:VAL:HG23	11	1.86
(1,37)	1:A:104:ARG:HG2	2:B:101:VAL:N	11	1.86
(1,37)	1:A:104:ARG:HG2	2:B:101:VAL:O	11	1.86
(1,37)	1:A:104:ARG:HG3	2:B:75:ILE:C	11	1.86
(1,37)	1:A:104:ARG:HG3	2:B:75:ILE:CA	11	1.86
(1,37)	1:A:104:ARG:HG3	2:B:75:ILE:CB	11	1.86
(1,37)	1:A:104:ARG:HG3	2:B:75:ILE:CD1	11	1.86

*Continued on next page...*

*Continued from previous page...*

Key	Atom-1	Atom-2	Model ID	Violation (Å)
(1,37)	1:A:104:ARG:HG3	2:B:75:ILE:CG1	11	1.86
(1,37)	1:A:104:ARG:HG3	2:B:75:ILE:CG2	11	1.86
(1,37)	1:A:104:ARG:HG3	2:B:75:ILE:H	11	1.86
(1,37)	1:A:104:ARG:HG3	2:B:75:ILE:HA	11	1.86
(1,37)	1:A:104:ARG:HG3	2:B:75:ILE:HB	11	1.86
(1,37)	1:A:104:ARG:HG3	2:B:75:ILE:HD11	11	1.86
(1,37)	1:A:104:ARG:HG3	2:B:75:ILE:HD12	11	1.86
(1,37)	1:A:104:ARG:HG3	2:B:75:ILE:HD13	11	1.86
(1,37)	1:A:104:ARG:HG3	2:B:75:ILE:HG12	11	1.86
(1,37)	1:A:104:ARG:HG3	2:B:75:ILE:HG13	11	1.86
(1,37)	1:A:104:ARG:HG3	2:B:75:ILE:HG21	11	1.86
(1,37)	1:A:104:ARG:HG3	2:B:75:ILE:HG22	11	1.86
(1,37)	1:A:104:ARG:HG3	2:B:75:ILE:HG23	11	1.86
(1,37)	1:A:104:ARG:HG3	2:B:75:ILE:N	11	1.86
(1,37)	1:A:104:ARG:HG3	2:B:75:ILE:O	11	1.86
(1,37)	1:A:104:ARG:HG3	2:B:77:ALA:C	11	1.86
(1,37)	1:A:104:ARG:HG3	2:B:77:ALA:CA	11	1.86
(1,37)	1:A:104:ARG:HG3	2:B:77:ALA:CB	11	1.86
(1,37)	1:A:104:ARG:HG3	2:B:77:ALA:H	11	1.86
(1,37)	1:A:104:ARG:HG3	2:B:77:ALA:HA	11	1.86
(1,37)	1:A:104:ARG:HG3	2:B:77:ALA:HB1	11	1.86
(1,37)	1:A:104:ARG:HG3	2:B:77:ALA:HB2	11	1.86
(1,37)	1:A:104:ARG:HG3	2:B:77:ALA:HB3	11	1.86
(1,37)	1:A:104:ARG:HG3	2:B:77:ALA:N	11	1.86
(1,37)	1:A:104:ARG:HG3	2:B:77:ALA:O	11	1.86
(1,37)	1:A:104:ARG:HG3	2:B:78:GLY:C	11	1.86
(1,37)	1:A:104:ARG:HG3	2:B:78:GLY:CA	11	1.86
(1,37)	1:A:104:ARG:HG3	2:B:78:GLY:H	11	1.86
(1,37)	1:A:104:ARG:HG3	2:B:78:GLY:HA2	11	1.86
(1,37)	1:A:104:ARG:HG3	2:B:78:GLY:HA3	11	1.86
(1,37)	1:A:104:ARG:HG3	2:B:78:GLY:N	11	1.86
(1,37)	1:A:104:ARG:HG3	2:B:78:GLY:O	11	1.86
(1,37)	1:A:104:ARG:HG3	2:B:79:LYS:C	11	1.86
(1,37)	1:A:104:ARG:HG3	2:B:79:LYS:CA	11	1.86
(1,37)	1:A:104:ARG:HG3	2:B:79:LYS:CB	11	1.86
(1,37)	1:A:104:ARG:HG3	2:B:79:LYS:CD	11	1.86
(1,37)	1:A:104:ARG:HG3	2:B:79:LYS:CE	11	1.86
(1,37)	1:A:104:ARG:HG3	2:B:79:LYS:CG	11	1.86
(1,37)	1:A:104:ARG:HG3	2:B:79:LYS:H	11	1.86
(1,37)	1:A:104:ARG:HG3	2:B:79:LYS:HA	11	1.86
(1,37)	1:A:104:ARG:HG3	2:B:79:LYS:HB2	11	1.86
(1,37)	1:A:104:ARG:HG3	2:B:79:LYS:HB3	11	1.86

*Continued on next page...*

*Continued from previous page...*

Key	Atom-1	Atom-2	Model ID	Violation (Å)
(1,37)	1:A:104:ARG:HG3	2:B:79:LYS:HD2	11	1.86
(1,37)	1:A:104:ARG:HG3	2:B:79:LYS:HD3	11	1.86
(1,37)	1:A:104:ARG:HG3	2:B:79:LYS:HE2	11	1.86
(1,37)	1:A:104:ARG:HG3	2:B:79:LYS:HE3	11	1.86
(1,37)	1:A:104:ARG:HG3	2:B:79:LYS:HG2	11	1.86
(1,37)	1:A:104:ARG:HG3	2:B:79:LYS:HG3	11	1.86
(1,37)	1:A:104:ARG:HG3	2:B:79:LYS:HZ1	11	1.86
(1,37)	1:A:104:ARG:HG3	2:B:79:LYS:HZ2	11	1.86
(1,37)	1:A:104:ARG:HG3	2:B:79:LYS:HZ3	11	1.86
(1,37)	1:A:104:ARG:HG3	2:B:79:LYS:N	11	1.86
(1,37)	1:A:104:ARG:HG3	2:B:79:LYS:NZ	11	1.86
(1,37)	1:A:104:ARG:HG3	2:B:79:LYS:O	11	1.86
(1,37)	1:A:104:ARG:HG3	2:B:80:ILE:C	11	1.86
(1,37)	1:A:104:ARG:HG3	2:B:80:ILE:CA	11	1.86
(1,37)	1:A:104:ARG:HG3	2:B:80:ILE:CB	11	1.86
(1,37)	1:A:104:ARG:HG3	2:B:80:ILE:CD1	11	1.86
(1,37)	1:A:104:ARG:HG3	2:B:80:ILE:CG1	11	1.86
(1,37)	1:A:104:ARG:HG3	2:B:80:ILE:CG2	11	1.86
(1,37)	1:A:104:ARG:HG3	2:B:80:ILE:H	11	1.86
(1,37)	1:A:104:ARG:HG3	2:B:80:ILE:HA	11	1.86
(1,37)	1:A:104:ARG:HG3	2:B:80:ILE:HB	11	1.86
(1,37)	1:A:104:ARG:HG3	2:B:80:ILE:HD11	11	1.86
(1,37)	1:A:104:ARG:HG3	2:B:80:ILE:HD12	11	1.86
(1,37)	1:A:104:ARG:HG3	2:B:80:ILE:HD13	11	1.86
(1,37)	1:A:104:ARG:HG3	2:B:80:ILE:HG12	11	1.86
(1,37)	1:A:104:ARG:HG3	2:B:80:ILE:HG13	11	1.86
(1,37)	1:A:104:ARG:HG3	2:B:80:ILE:HG21	11	1.86
(1,37)	1:A:104:ARG:HG3	2:B:80:ILE:HG22	11	1.86
(1,37)	1:A:104:ARG:HG3	2:B:80:ILE:HG23	11	1.86
(1,37)	1:A:104:ARG:HG3	2:B:80:ILE:N	11	1.86
(1,37)	1:A:104:ARG:HG3	2:B:80:ILE:O	11	1.86
(1,37)	1:A:104:ARG:HG3	2:B:84:GLN:C	11	1.86
(1,37)	1:A:104:ARG:HG3	2:B:84:GLN:CA	11	1.86
(1,37)	1:A:104:ARG:HG3	2:B:84:GLN:CB	11	1.86
(1,37)	1:A:104:ARG:HG3	2:B:84:GLN:CD	11	1.86
(1,37)	1:A:104:ARG:HG3	2:B:84:GLN:CG	11	1.86
(1,37)	1:A:104:ARG:HG3	2:B:84:GLN:H	11	1.86
(1,37)	1:A:104:ARG:HG3	2:B:84:GLN:HA	11	1.86
(1,37)	1:A:104:ARG:HG3	2:B:84:GLN:HB2	11	1.86
(1,37)	1:A:104:ARG:HG3	2:B:84:GLN:HB3	11	1.86
(1,37)	1:A:104:ARG:HG3	2:B:84:GLN:HE21	11	1.86
(1,37)	1:A:104:ARG:HG3	2:B:84:GLN:HE22	11	1.86

*Continued on next page...*

*Continued from previous page...*

Key	Atom-1	Atom-2	Model ID	Violation (Å)
(1,37)	1:A:104:ARG:HG3	2:B:84:GLN:HG2	11	1.86
(1,37)	1:A:104:ARG:HG3	2:B:84:GLN:HG3	11	1.86
(1,37)	1:A:104:ARG:HG3	2:B:84:GLN:N	11	1.86
(1,37)	1:A:104:ARG:HG3	2:B:84:GLN:NE2	11	1.86
(1,37)	1:A:104:ARG:HG3	2:B:84:GLN:O	11	1.86
(1,37)	1:A:104:ARG:HG3	2:B:84:GLN:OE1	11	1.86
(1,37)	1:A:104:ARG:HG3	2:B:97:THR:C	11	1.86
(1,37)	1:A:104:ARG:HG3	2:B:97:THR:CA	11	1.86
(1,37)	1:A:104:ARG:HG3	2:B:97:THR:CB	11	1.86
(1,37)	1:A:104:ARG:HG3	2:B:97:THR:CG2	11	1.86
(1,37)	1:A:104:ARG:HG3	2:B:97:THR:H	11	1.86
(1,37)	1:A:104:ARG:HG3	2:B:97:THR:HA	11	1.86
(1,37)	1:A:104:ARG:HG3	2:B:97:THR:HB	11	1.86
(1,37)	1:A:104:ARG:HG3	2:B:97:THR:HG1	11	1.86
(1,37)	1:A:104:ARG:HG3	2:B:97:THR:HG21	11	1.86
(1,37)	1:A:104:ARG:HG3	2:B:97:THR:HG22	11	1.86
(1,37)	1:A:104:ARG:HG3	2:B:97:THR:HG23	11	1.86
(1,37)	1:A:104:ARG:HG3	2:B:97:THR:N	11	1.86
(1,37)	1:A:104:ARG:HG3	2:B:97:THR:O	11	1.86
(1,37)	1:A:104:ARG:HG3	2:B:97:THR:OG1	11	1.86
(1,37)	1:A:104:ARG:HG3	2:B:99:HIS:C	11	1.86
(1,37)	1:A:104:ARG:HG3	2:B:99:HIS:CA	11	1.86
(1,37)	1:A:104:ARG:HG3	2:B:99:HIS:CB	11	1.86
(1,37)	1:A:104:ARG:HG3	2:B:99:HIS:CD2	11	1.86
(1,37)	1:A:104:ARG:HG3	2:B:99:HIS:CE1	11	1.86
(1,37)	1:A:104:ARG:HG3	2:B:99:HIS:CG	11	1.86
(1,37)	1:A:104:ARG:HG3	2:B:99:HIS:H	11	1.86
(1,37)	1:A:104:ARG:HG3	2:B:99:HIS:HA	11	1.86
(1,37)	1:A:104:ARG:HG3	2:B:99:HIS:HB2	11	1.86
(1,37)	1:A:104:ARG:HG3	2:B:99:HIS:HB3	11	1.86
(1,37)	1:A:104:ARG:HG3	2:B:99:HIS:HD1	11	1.86
(1,37)	1:A:104:ARG:HG3	2:B:99:HIS:HD2	11	1.86
(1,37)	1:A:104:ARG:HG3	2:B:99:HIS:HE1	11	1.86
(1,37)	1:A:104:ARG:HG3	2:B:99:HIS:HE2	11	1.86
(1,37)	1:A:104:ARG:HG3	2:B:99:HIS:N	11	1.86
(1,37)	1:A:104:ARG:HG3	2:B:99:HIS:ND1	11	1.86
(1,37)	1:A:104:ARG:HG3	2:B:99:HIS:NE2	11	1.86
(1,37)	1:A:104:ARG:HG3	2:B:99:HIS:O	11	1.86
(1,37)	1:A:104:ARG:HG3	2:B:101:VAL:C	11	1.86
(1,37)	1:A:104:ARG:HG3	2:B:101:VAL:CA	11	1.86
(1,37)	1:A:104:ARG:HG3	2:B:101:VAL:CB	11	1.86
(1,37)	1:A:104:ARG:HG3	2:B:101:VAL:CG1	11	1.86

*Continued on next page...*

*Continued from previous page...*

Key	Atom-1	Atom-2	Model ID	Violation (Å)
(1,37)	1:A:104:ARG:HG3	2:B:101:VAL:CG2	11	1.86
(1,37)	1:A:104:ARG:HG3	2:B:101:VAL:H	11	1.86
(1,37)	1:A:104:ARG:HG3	2:B:101:VAL:HA	11	1.86
(1,37)	1:A:104:ARG:HG3	2:B:101:VAL:HB	11	1.86
(1,37)	1:A:104:ARG:HG3	2:B:101:VAL:HG11	11	1.86
(1,37)	1:A:104:ARG:HG3	2:B:101:VAL:HG12	11	1.86
(1,37)	1:A:104:ARG:HG3	2:B:101:VAL:HG13	11	1.86
(1,37)	1:A:104:ARG:HG3	2:B:101:VAL:HG21	11	1.86
(1,37)	1:A:104:ARG:HG3	2:B:101:VAL:HG22	11	1.86
(1,37)	1:A:104:ARG:HG3	2:B:101:VAL:HG23	11	1.86
(1,37)	1:A:104:ARG:HG3	2:B:101:VAL:N	11	1.86
(1,37)	1:A:104:ARG:HG3	2:B:101:VAL:O	11	1.86
(1,37)	1:A:104:ARG:HH11	2:B:75:ILE:C	11	1.86
(1,37)	1:A:104:ARG:HH11	2:B:75:ILE:CA	11	1.86
(1,37)	1:A:104:ARG:HH11	2:B:75:ILE:CB	11	1.86
(1,37)	1:A:104:ARG:HH11	2:B:75:ILE:CD1	11	1.86
(1,37)	1:A:104:ARG:HH11	2:B:75:ILE:CG1	11	1.86
(1,37)	1:A:104:ARG:HH11	2:B:75:ILE:CG2	11	1.86
(1,37)	1:A:104:ARG:HH11	2:B:75:ILE:H	11	1.86
(1,37)	1:A:104:ARG:HH11	2:B:75:ILE:HA	11	1.86
(1,37)	1:A:104:ARG:HH11	2:B:75:ILE:HB	11	1.86
(1,37)	1:A:104:ARG:HH11	2:B:75:ILE:HD11	11	1.86
(1,37)	1:A:104:ARG:HH11	2:B:75:ILE:HD12	11	1.86
(1,37)	1:A:104:ARG:HH11	2:B:75:ILE:HD13	11	1.86
(1,37)	1:A:104:ARG:HH11	2:B:75:ILE:HG12	11	1.86
(1,37)	1:A:104:ARG:HH11	2:B:75:ILE:HG13	11	1.86
(1,37)	1:A:104:ARG:HH11	2:B:75:ILE:HG21	11	1.86
(1,37)	1:A:104:ARG:HH11	2:B:75:ILE:HG22	11	1.86
(1,37)	1:A:104:ARG:HH11	2:B:75:ILE:HG23	11	1.86
(1,37)	1:A:104:ARG:HH11	2:B:75:ILE:N	11	1.86
(1,37)	1:A:104:ARG:HH11	2:B:75:ILE:O	11	1.86
(1,37)	1:A:104:ARG:HH11	2:B:77:ALA:C	11	1.86
(1,37)	1:A:104:ARG:HH11	2:B:77:ALA:CA	11	1.86
(1,37)	1:A:104:ARG:HH11	2:B:77:ALA:CB	11	1.86
(1,37)	1:A:104:ARG:HH11	2:B:77:ALA:H	11	1.86
(1,37)	1:A:104:ARG:HH11	2:B:77:ALA:HA	11	1.86
(1,37)	1:A:104:ARG:HH11	2:B:77:ALA:HB1	11	1.86
(1,37)	1:A:104:ARG:HH11	2:B:77:ALA:HB2	11	1.86
(1,37)	1:A:104:ARG:HH11	2:B:77:ALA:HB3	11	1.86
(1,37)	1:A:104:ARG:HH11	2:B:77:ALA:N	11	1.86
(1,37)	1:A:104:ARG:HH11	2:B:77:ALA:O	11	1.86
(1,37)	1:A:104:ARG:HH11	2:B:78:GLY:C	11	1.86

*Continued on next page...*

*Continued from previous page...*

Key	Atom-1	Atom-2	Model ID	Violation (Å)
(1,37)	1:A:104:ARG:HH11	2:B:78:GLY:CA	11	1.86
(1,37)	1:A:104:ARG:HH11	2:B:78:GLY:H	11	1.86
(1,37)	1:A:104:ARG:HH11	2:B:78:GLY:HA2	11	1.86
(1,37)	1:A:104:ARG:HH11	2:B:78:GLY:HA3	11	1.86
(1,37)	1:A:104:ARG:HH11	2:B:78:GLY:N	11	1.86
(1,37)	1:A:104:ARG:HH11	2:B:78:GLY:O	11	1.86
(1,37)	1:A:104:ARG:HH11	2:B:79:LYS:C	11	1.86
(1,37)	1:A:104:ARG:HH11	2:B:79:LYS:CA	11	1.86
(1,37)	1:A:104:ARG:HH11	2:B:79:LYS:CB	11	1.86
(1,37)	1:A:104:ARG:HH11	2:B:79:LYS:CD	11	1.86
(1,37)	1:A:104:ARG:HH11	2:B:79:LYS:CE	11	1.86
(1,37)	1:A:104:ARG:HH11	2:B:79:LYS:CG	11	1.86
(1,37)	1:A:104:ARG:HH11	2:B:79:LYS:H	11	1.86
(1,37)	1:A:104:ARG:HH11	2:B:79:LYS:HA	11	1.86
(1,37)	1:A:104:ARG:HH11	2:B:79:LYS:HB2	11	1.86
(1,37)	1:A:104:ARG:HH11	2:B:79:LYS:HB3	11	1.86
(1,37)	1:A:104:ARG:HH11	2:B:79:LYS:HD2	11	1.86
(1,37)	1:A:104:ARG:HH11	2:B:79:LYS:HD3	11	1.86
(1,37)	1:A:104:ARG:HH11	2:B:79:LYS:HE2	11	1.86
(1,37)	1:A:104:ARG:HH11	2:B:79:LYS:HE3	11	1.86
(1,37)	1:A:104:ARG:HH11	2:B:79:LYS:HG2	11	1.86
(1,37)	1:A:104:ARG:HH11	2:B:79:LYS:HG3	11	1.86
(1,37)	1:A:104:ARG:HH11	2:B:79:LYS:HZ1	11	1.86
(1,37)	1:A:104:ARG:HH11	2:B:79:LYS:HZ2	11	1.86
(1,37)	1:A:104:ARG:HH11	2:B:79:LYS:HZ3	11	1.86
(1,37)	1:A:104:ARG:HH11	2:B:79:LYS:N	11	1.86
(1,37)	1:A:104:ARG:HH11	2:B:79:LYS:NZ	11	1.86
(1,37)	1:A:104:ARG:HH11	2:B:79:LYS:O	11	1.86
(1,37)	1:A:104:ARG:HH11	2:B:80:ILE:C	11	1.86
(1,37)	1:A:104:ARG:HH11	2:B:80:ILE:CA	11	1.86
(1,37)	1:A:104:ARG:HH11	2:B:80:ILE:CB	11	1.86
(1,37)	1:A:104:ARG:HH11	2:B:80:ILE:CD1	11	1.86
(1,37)	1:A:104:ARG:HH11	2:B:80:ILE:CG1	11	1.86
(1,37)	1:A:104:ARG:HH11	2:B:80:ILE:CG2	11	1.86
(1,37)	1:A:104:ARG:HH11	2:B:80:ILE:H	11	1.86
(1,37)	1:A:104:ARG:HH11	2:B:80:ILE:HA	11	1.86
(1,37)	1:A:104:ARG:HH11	2:B:80:ILE:HB	11	1.86
(1,37)	1:A:104:ARG:HH11	2:B:80:ILE:HD11	11	1.86
(1,37)	1:A:104:ARG:HH11	2:B:80:ILE:HD12	11	1.86
(1,37)	1:A:104:ARG:HH11	2:B:80:ILE:HD13	11	1.86
(1,37)	1:A:104:ARG:HH11	2:B:80:ILE:HG12	11	1.86
(1,37)	1:A:104:ARG:HH11	2:B:80:ILE:HG13	11	1.86

*Continued on next page...*

*Continued from previous page...*

Key	Atom-1	Atom-2	Model ID	Violation (Å)
(1,37)	1:A:104:ARG:HH11	2:B:80:ILE:HG21	11	1.86
(1,37)	1:A:104:ARG:HH11	2:B:80:ILE:HG22	11	1.86
(1,37)	1:A:104:ARG:HH11	2:B:80:ILE:HG23	11	1.86
(1,37)	1:A:104:ARG:HH11	2:B:80:ILE:N	11	1.86
(1,37)	1:A:104:ARG:HH11	2:B:80:ILE:O	11	1.86
(1,37)	1:A:104:ARG:HH11	2:B:84:GLN:C	11	1.86
(1,37)	1:A:104:ARG:HH11	2:B:84:GLN:CA	11	1.86
(1,37)	1:A:104:ARG:HH11	2:B:84:GLN:CB	11	1.86
(1,37)	1:A:104:ARG:HH11	2:B:84:GLN:CD	11	1.86
(1,37)	1:A:104:ARG:HH11	2:B:84:GLN:CG	11	1.86
(1,37)	1:A:104:ARG:HH11	2:B:84:GLN:H	11	1.86
(1,37)	1:A:104:ARG:HH11	2:B:84:GLN:HA	11	1.86
(1,37)	1:A:104:ARG:HH11	2:B:84:GLN:HB2	11	1.86
(1,37)	1:A:104:ARG:HH11	2:B:84:GLN:HB3	11	1.86
(1,37)	1:A:104:ARG:HH11	2:B:84:GLN:HE21	11	1.86
(1,37)	1:A:104:ARG:HH11	2:B:84:GLN:HE22	11	1.86
(1,37)	1:A:104:ARG:HH11	2:B:84:GLN:HG2	11	1.86
(1,37)	1:A:104:ARG:HH11	2:B:84:GLN:HG3	11	1.86
(1,37)	1:A:104:ARG:HH11	2:B:84:GLN:N	11	1.86
(1,37)	1:A:104:ARG:HH11	2:B:84:GLN:NE2	11	1.86
(1,37)	1:A:104:ARG:HH11	2:B:84:GLN:O	11	1.86
(1,37)	1:A:104:ARG:HH11	2:B:84:GLN:OE1	11	1.86
(1,37)	1:A:104:ARG:HH11	2:B:97:THR:C	11	1.86
(1,37)	1:A:104:ARG:HH11	2:B:97:THR:CA	11	1.86
(1,37)	1:A:104:ARG:HH11	2:B:97:THR:CB	11	1.86
(1,37)	1:A:104:ARG:HH11	2:B:97:THR:CG2	11	1.86
(1,37)	1:A:104:ARG:HH11	2:B:97:THR:H	11	1.86
(1,37)	1:A:104:ARG:HH11	2:B:97:THR:HA	11	1.86
(1,37)	1:A:104:ARG:HH11	2:B:97:THR:HB	11	1.86
(1,37)	1:A:104:ARG:HH11	2:B:97:THR:HG1	11	1.86
(1,37)	1:A:104:ARG:HH11	2:B:97:THR:HG21	11	1.86
(1,37)	1:A:104:ARG:HH11	2:B:97:THR:HG22	11	1.86
(1,37)	1:A:104:ARG:HH11	2:B:97:THR:HG23	11	1.86
(1,37)	1:A:104:ARG:HH11	2:B:97:THR:N	11	1.86
(1,37)	1:A:104:ARG:HH11	2:B:97:THR:O	11	1.86
(1,37)	1:A:104:ARG:HH11	2:B:97:THR:OG1	11	1.86
(1,37)	1:A:104:ARG:HH11	2:B:99:HIS:C	11	1.86
(1,37)	1:A:104:ARG:HH11	2:B:99:HIS:CA	11	1.86
(1,37)	1:A:104:ARG:HH11	2:B:99:HIS:CB	11	1.86
(1,37)	1:A:104:ARG:HH11	2:B:99:HIS:CD2	11	1.86
(1,37)	1:A:104:ARG:HH11	2:B:99:HIS:CE1	11	1.86
(1,37)	1:A:104:ARG:HH11	2:B:99:HIS:CG	11	1.86

*Continued on next page...*

*Continued from previous page...*

Key	Atom-1	Atom-2	Model ID	Violation (Å)
(1,37)	1:A:104:ARG:HH11	2:B:99:HIS:H	11	1.86
(1,37)	1:A:104:ARG:HH11	2:B:99:HIS:HA	11	1.86
(1,37)	1:A:104:ARG:HH11	2:B:99:HIS:HB2	11	1.86
(1,37)	1:A:104:ARG:HH11	2:B:99:HIS:HB3	11	1.86
(1,37)	1:A:104:ARG:HH11	2:B:99:HIS:HD1	11	1.86
(1,37)	1:A:104:ARG:HH11	2:B:99:HIS:HD2	11	1.86
(1,37)	1:A:104:ARG:HH11	2:B:99:HIS:HE1	11	1.86
(1,37)	1:A:104:ARG:HH11	2:B:99:HIS:HE2	11	1.86
(1,37)	1:A:104:ARG:HH11	2:B:99:HIS:N	11	1.86
(1,37)	1:A:104:ARG:HH11	2:B:99:HIS:ND1	11	1.86
(1,37)	1:A:104:ARG:HH11	2:B:99:HIS:NE2	11	1.86
(1,37)	1:A:104:ARG:HH11	2:B:99:HIS:O	11	1.86
(1,37)	1:A:104:ARG:HH11	2:B:101:VAL:C	11	1.86
(1,37)	1:A:104:ARG:HH11	2:B:101:VAL:CA	11	1.86
(1,37)	1:A:104:ARG:HH11	2:B:101:VAL:CB	11	1.86
(1,37)	1:A:104:ARG:HH11	2:B:101:VAL:CG1	11	1.86
(1,37)	1:A:104:ARG:HH11	2:B:101:VAL:CG2	11	1.86
(1,37)	1:A:104:ARG:HH11	2:B:101:VAL:H	11	1.86
(1,37)	1:A:104:ARG:HH11	2:B:101:VAL:HA	11	1.86
(1,37)	1:A:104:ARG:HH11	2:B:101:VAL:HB	11	1.86
(1,37)	1:A:104:ARG:HH11	2:B:101:VAL:HG11	11	1.86
(1,37)	1:A:104:ARG:HH11	2:B:101:VAL:HG12	11	1.86
(1,37)	1:A:104:ARG:HH11	2:B:101:VAL:HG13	11	1.86
(1,37)	1:A:104:ARG:HH11	2:B:101:VAL:HG21	11	1.86
(1,37)	1:A:104:ARG:HH11	2:B:101:VAL:HG22	11	1.86
(1,37)	1:A:104:ARG:HH11	2:B:101:VAL:HG23	11	1.86
(1,37)	1:A:104:ARG:HH11	2:B:101:VAL:N	11	1.86
(1,37)	1:A:104:ARG:HH11	2:B:101:VAL:O	11	1.86
(1,37)	1:A:104:ARG:HH12	2:B:75:ILE:C	11	1.86
(1,37)	1:A:104:ARG:HH12	2:B:75:ILE:CA	11	1.86
(1,37)	1:A:104:ARG:HH12	2:B:75:ILE:CB	11	1.86
(1,37)	1:A:104:ARG:HH12	2:B:75:ILE:CD1	11	1.86
(1,37)	1:A:104:ARG:HH12	2:B:75:ILE:CG1	11	1.86
(1,37)	1:A:104:ARG:HH12	2:B:75:ILE:CG2	11	1.86
(1,37)	1:A:104:ARG:HH12	2:B:75:ILE:H	11	1.86
(1,37)	1:A:104:ARG:HH12	2:B:75:ILE:HA	11	1.86
(1,37)	1:A:104:ARG:HH12	2:B:75:ILE:HB	11	1.86
(1,37)	1:A:104:ARG:HH12	2:B:75:ILE:HD11	11	1.86
(1,37)	1:A:104:ARG:HH12	2:B:75:ILE:HD12	11	1.86
(1,37)	1:A:104:ARG:HH12	2:B:75:ILE:HD13	11	1.86
(1,37)	1:A:104:ARG:HH12	2:B:75:ILE:HG12	11	1.86
(1,37)	1:A:104:ARG:HH12	2:B:75:ILE:HG13	11	1.86

*Continued on next page...*



*Continued from previous page...*

Key	Atom-1	Atom-2	Model ID	Violation (Å)
(1,37)	1:A:104:ARG:HH12	2:B:75:ILE:HG21	11	1.86
(1,37)	1:A:104:ARG:HH12	2:B:75:ILE:HG22	11	1.86
(1,37)	1:A:104:ARG:HH12	2:B:75:ILE:HG23	11	1.86
(1,37)	1:A:104:ARG:HH12	2:B:75:ILE:N	11	1.86
(1,37)	1:A:104:ARG:HH12	2:B:75:ILE:O	11	1.86
(1,37)	1:A:104:ARG:HH12	2:B:77:ALA:C	11	1.86
(1,37)	1:A:104:ARG:HH12	2:B:77:ALA:CA	11	1.86
(1,37)	1:A:104:ARG:HH12	2:B:77:ALA:CB	11	1.86
(1,37)	1:A:104:ARG:HH12	2:B:77:ALA:H	11	1.86
(1,37)	1:A:104:ARG:HH12	2:B:77:ALA:HA	11	1.86
(1,37)	1:A:104:ARG:HH12	2:B:77:ALA:HB1	11	1.86
(1,37)	1:A:104:ARG:HH12	2:B:77:ALA:HB2	11	1.86
(1,37)	1:A:104:ARG:HH12	2:B:77:ALA:HB3	11	1.86
(1,37)	1:A:104:ARG:HH12	2:B:77:ALA:N	11	1.86
(1,37)	1:A:104:ARG:HH12	2:B:77:ALA:O	11	1.86
(1,37)	1:A:104:ARG:HH12	2:B:78:GLY:C	11	1.86
(1,37)	1:A:104:ARG:HH12	2:B:78:GLY:CA	11	1.86
(1,37)	1:A:104:ARG:HH12	2:B:78:GLY:H	11	1.86
(1,37)	1:A:104:ARG:HH12	2:B:78:GLY:HA2	11	1.86
(1,37)	1:A:104:ARG:HH12	2:B:78:GLY:HA3	11	1.86
(1,37)	1:A:104:ARG:HH12	2:B:78:GLY:N	11	1.86
(1,37)	1:A:104:ARG:HH12	2:B:78:GLY:O	11	1.86
(1,37)	1:A:104:ARG:HH12	2:B:79:LYS:C	11	1.86
(1,37)	1:A:104:ARG:HH12	2:B:79:LYS:CA	11	1.86
(1,37)	1:A:104:ARG:HH12	2:B:79:LYS:CB	11	1.86
(1,37)	1:A:104:ARG:HH12	2:B:79:LYS:CD	11	1.86
(1,37)	1:A:104:ARG:HH12	2:B:79:LYS:CE	11	1.86
(1,37)	1:A:104:ARG:HH12	2:B:79:LYS:CG	11	1.86
(1,37)	1:A:104:ARG:HH12	2:B:79:LYS:H	11	1.86
(1,37)	1:A:104:ARG:HH12	2:B:79:LYS:HA	11	1.86
(1,37)	1:A:104:ARG:HH12	2:B:79:LYS:HB2	11	1.86
(1,37)	1:A:104:ARG:HH12	2:B:79:LYS:HB3	11	1.86
(1,37)	1:A:104:ARG:HH12	2:B:79:LYS:HD2	11	1.86
(1,37)	1:A:104:ARG:HH12	2:B:79:LYS:HD3	11	1.86
(1,37)	1:A:104:ARG:HH12	2:B:79:LYS:HE2	11	1.86
(1,37)	1:A:104:ARG:HH12	2:B:79:LYS:HE3	11	1.86
(1,37)	1:A:104:ARG:HH12	2:B:79:LYS:HG2	11	1.86
(1,37)	1:A:104:ARG:HH12	2:B:79:LYS:HG3	11	1.86
(1,37)	1:A:104:ARG:HH12	2:B:79:LYS:HZ1	11	1.86
(1,37)	1:A:104:ARG:HH12	2:B:79:LYS:HZ2	11	1.86
(1,37)	1:A:104:ARG:HH12	2:B:79:LYS:HZ3	11	1.86
(1,37)	1:A:104:ARG:HH12	2:B:79:LYS:N	11	1.86

*Continued on next page...*

*Continued from previous page...*

Key	Atom-1	Atom-2	Model ID	Violation (Å)
(1,37)	1:A:104:ARG:HH12	2:B:79:LYS:NZ	11	1.86
(1,37)	1:A:104:ARG:HH12	2:B:79:LYS:O	11	1.86
(1,37)	1:A:104:ARG:HH12	2:B:80:ILE:C	11	1.86
(1,37)	1:A:104:ARG:HH12	2:B:80:ILE:CA	11	1.86
(1,37)	1:A:104:ARG:HH12	2:B:80:ILE:CB	11	1.86
(1,37)	1:A:104:ARG:HH12	2:B:80:ILE:CD1	11	1.86
(1,37)	1:A:104:ARG:HH12	2:B:80:ILE:CG1	11	1.86
(1,37)	1:A:104:ARG:HH12	2:B:80:ILE:CG2	11	1.86
(1,37)	1:A:104:ARG:HH12	2:B:80:ILE:H	11	1.86
(1,37)	1:A:104:ARG:HH12	2:B:80:ILE:HA	11	1.86
(1,37)	1:A:104:ARG:HH12	2:B:80:ILE:HB	11	1.86
(1,37)	1:A:104:ARG:HH12	2:B:80:ILE:HD11	11	1.86
(1,37)	1:A:104:ARG:HH12	2:B:80:ILE:HD12	11	1.86
(1,37)	1:A:104:ARG:HH12	2:B:80:ILE:HD13	11	1.86
(1,37)	1:A:104:ARG:HH12	2:B:80:ILE:HG12	11	1.86
(1,37)	1:A:104:ARG:HH12	2:B:80:ILE:HG13	11	1.86
(1,37)	1:A:104:ARG:HH12	2:B:80:ILE:HG21	11	1.86
(1,37)	1:A:104:ARG:HH12	2:B:80:ILE:HG22	11	1.86
(1,37)	1:A:104:ARG:HH12	2:B:80:ILE:HG23	11	1.86
(1,37)	1:A:104:ARG:HH12	2:B:80:ILE:N	11	1.86
(1,37)	1:A:104:ARG:HH12	2:B:80:ILE:O	11	1.86
(1,37)	1:A:104:ARG:HH12	2:B:84:GLN:C	11	1.86
(1,37)	1:A:104:ARG:HH12	2:B:84:GLN:CA	11	1.86
(1,37)	1:A:104:ARG:HH12	2:B:84:GLN:CB	11	1.86
(1,37)	1:A:104:ARG:HH12	2:B:84:GLN:CD	11	1.86
(1,37)	1:A:104:ARG:HH12	2:B:84:GLN:CG	11	1.86
(1,37)	1:A:104:ARG:HH12	2:B:84:GLN:H	11	1.86
(1,37)	1:A:104:ARG:HH12	2:B:84:GLN:HA	11	1.86
(1,37)	1:A:104:ARG:HH12	2:B:84:GLN:HB2	11	1.86
(1,37)	1:A:104:ARG:HH12	2:B:84:GLN:HB3	11	1.86
(1,37)	1:A:104:ARG:HH12	2:B:84:GLN:HE21	11	1.86
(1,37)	1:A:104:ARG:HH12	2:B:84:GLN:HE22	11	1.86
(1,37)	1:A:104:ARG:HH12	2:B:84:GLN:HG2	11	1.86
(1,37)	1:A:104:ARG:HH12	2:B:84:GLN:HG3	11	1.86
(1,37)	1:A:104:ARG:HH12	2:B:84:GLN:N	11	1.86
(1,37)	1:A:104:ARG:HH12	2:B:84:GLN:NE2	11	1.86
(1,37)	1:A:104:ARG:HH12	2:B:84:GLN:O	11	1.86
(1,37)	1:A:104:ARG:HH12	2:B:84:GLN:OE1	11	1.86
(1,37)	1:A:104:ARG:HH12	2:B:97:THR:C	11	1.86
(1,37)	1:A:104:ARG:HH12	2:B:97:THR:CA	11	1.86
(1,37)	1:A:104:ARG:HH12	2:B:97:THR:CB	11	1.86
(1,37)	1:A:104:ARG:HH12	2:B:97:THR:CG2	11	1.86

*Continued on next page...*

*Continued from previous page...*

Key	Atom-1	Atom-2	Model ID	Violation (Å)
(1,37)	1:A:104:ARG:HH12	2:B:97:THR:H	11	1.86
(1,37)	1:A:104:ARG:HH12	2:B:97:THR:HA	11	1.86
(1,37)	1:A:104:ARG:HH12	2:B:97:THR:HB	11	1.86
(1,37)	1:A:104:ARG:HH12	2:B:97:THR:HG1	11	1.86
(1,37)	1:A:104:ARG:HH12	2:B:97:THR:HG21	11	1.86
(1,37)	1:A:104:ARG:HH12	2:B:97:THR:HG22	11	1.86
(1,37)	1:A:104:ARG:HH12	2:B:97:THR:HG23	11	1.86
(1,37)	1:A:104:ARG:HH12	2:B:97:THR:N	11	1.86
(1,37)	1:A:104:ARG:HH12	2:B:97:THR:O	11	1.86
(1,37)	1:A:104:ARG:HH12	2:B:97:THR:OG1	11	1.86
(1,37)	1:A:104:ARG:HH12	2:B:99:HIS:C	11	1.86
(1,37)	1:A:104:ARG:HH12	2:B:99:HIS:CA	11	1.86
(1,37)	1:A:104:ARG:HH12	2:B:99:HIS:CB	11	1.86
(1,37)	1:A:104:ARG:HH12	2:B:99:HIS:CD2	11	1.86
(1,37)	1:A:104:ARG:HH12	2:B:99:HIS:CE1	11	1.86
(1,37)	1:A:104:ARG:HH12	2:B:99:HIS:CG	11	1.86
(1,37)	1:A:104:ARG:HH12	2:B:99:HIS:H	11	1.86
(1,37)	1:A:104:ARG:HH12	2:B:99:HIS:HA	11	1.86
(1,37)	1:A:104:ARG:HH12	2:B:99:HIS:HB2	11	1.86
(1,37)	1:A:104:ARG:HH12	2:B:99:HIS:HB3	11	1.86
(1,37)	1:A:104:ARG:HH12	2:B:99:HIS:HD1	11	1.86
(1,37)	1:A:104:ARG:HH12	2:B:99:HIS:HD2	11	1.86
(1,37)	1:A:104:ARG:HH12	2:B:99:HIS:HE1	11	1.86
(1,37)	1:A:104:ARG:HH12	2:B:99:HIS:HE2	11	1.86
(1,37)	1:A:104:ARG:HH12	2:B:99:HIS:N	11	1.86
(1,37)	1:A:104:ARG:HH12	2:B:99:HIS:ND1	11	1.86
(1,37)	1:A:104:ARG:HH12	2:B:99:HIS:NE2	11	1.86
(1,37)	1:A:104:ARG:HH12	2:B:99:HIS:O	11	1.86
(1,37)	1:A:104:ARG:HH12	2:B:101:VAL:C	11	1.86
(1,37)	1:A:104:ARG:HH12	2:B:101:VAL:CA	11	1.86
(1,37)	1:A:104:ARG:HH12	2:B:101:VAL:CB	11	1.86
(1,37)	1:A:104:ARG:HH12	2:B:101:VAL:CG1	11	1.86
(1,37)	1:A:104:ARG:HH12	2:B:101:VAL:CG2	11	1.86
(1,37)	1:A:104:ARG:HH12	2:B:101:VAL:H	11	1.86
(1,37)	1:A:104:ARG:HH12	2:B:101:VAL:HA	11	1.86
(1,37)	1:A:104:ARG:HH12	2:B:101:VAL:HB	11	1.86
(1,37)	1:A:104:ARG:HH12	2:B:101:VAL:HG11	11	1.86
(1,37)	1:A:104:ARG:HH12	2:B:101:VAL:HG12	11	1.86
(1,37)	1:A:104:ARG:HH12	2:B:101:VAL:HG13	11	1.86
(1,37)	1:A:104:ARG:HH12	2:B:101:VAL:HG21	11	1.86
(1,37)	1:A:104:ARG:HH12	2:B:101:VAL:HG22	11	1.86
(1,37)	1:A:104:ARG:HH12	2:B:101:VAL:HG23	11	1.86

*Continued on next page...*

*Continued from previous page...*

Key	Atom-1	Atom-2	Model ID	Violation (Å)
(1,37)	1:A:104:ARG:HH12	2:B:101:VAL:N	11	1.86
(1,37)	1:A:104:ARG:HH12	2:B:101:VAL:O	11	1.86
(1,37)	1:A:104:ARG:HH21	2:B:75:ILE:C	11	1.86
(1,37)	1:A:104:ARG:HH21	2:B:75:ILE:CA	11	1.86
(1,37)	1:A:104:ARG:HH21	2:B:75:ILE:CB	11	1.86
(1,37)	1:A:104:ARG:HH21	2:B:75:ILE:CD1	11	1.86
(1,37)	1:A:104:ARG:HH21	2:B:75:ILE:CG1	11	1.86
(1,37)	1:A:104:ARG:HH21	2:B:75:ILE:CG2	11	1.86
(1,37)	1:A:104:ARG:HH21	2:B:75:ILE:H	11	1.86
(1,37)	1:A:104:ARG:HH21	2:B:75:ILE:HA	11	1.86
(1,37)	1:A:104:ARG:HH21	2:B:75:ILE:HB	11	1.86
(1,37)	1:A:104:ARG:HH21	2:B:75:ILE:HD11	11	1.86
(1,37)	1:A:104:ARG:HH21	2:B:75:ILE:HD12	11	1.86
(1,37)	1:A:104:ARG:HH21	2:B:75:ILE:HD13	11	1.86
(1,37)	1:A:104:ARG:HH21	2:B:75:ILE:HG12	11	1.86
(1,37)	1:A:104:ARG:HH21	2:B:75:ILE:HG13	11	1.86
(1,37)	1:A:104:ARG:HH21	2:B:75:ILE:HG21	11	1.86
(1,37)	1:A:104:ARG:HH21	2:B:75:ILE:HG22	11	1.86
(1,37)	1:A:104:ARG:HH21	2:B:75:ILE:HG23	11	1.86
(1,37)	1:A:104:ARG:HH21	2:B:75:ILE:N	11	1.86
(1,37)	1:A:104:ARG:HH21	2:B:75:ILE:O	11	1.86
(1,37)	1:A:104:ARG:HH21	2:B:77:ALA:C	11	1.86
(1,37)	1:A:104:ARG:HH21	2:B:77:ALA:CA	11	1.86
(1,37)	1:A:104:ARG:HH21	2:B:77:ALA:CB	11	1.86
(1,37)	1:A:104:ARG:HH21	2:B:77:ALA:H	11	1.86
(1,37)	1:A:104:ARG:HH21	2:B:77:ALA:HA	11	1.86
(1,37)	1:A:104:ARG:HH21	2:B:77:ALA:HB1	11	1.86
(1,37)	1:A:104:ARG:HH21	2:B:77:ALA:HB2	11	1.86
(1,37)	1:A:104:ARG:HH21	2:B:77:ALA:HB3	11	1.86
(1,37)	1:A:104:ARG:HH21	2:B:77:ALA:N	11	1.86
(1,37)	1:A:104:ARG:HH21	2:B:77:ALA:O	11	1.86
(1,37)	1:A:104:ARG:HH21	2:B:78:GLY:C	11	1.86
(1,37)	1:A:104:ARG:HH21	2:B:78:GLY:CA	11	1.86
(1,37)	1:A:104:ARG:HH21	2:B:78:GLY:H	11	1.86
(1,37)	1:A:104:ARG:HH21	2:B:78:GLY:HA2	11	1.86
(1,37)	1:A:104:ARG:HH21	2:B:78:GLY:HA3	11	1.86
(1,37)	1:A:104:ARG:HH21	2:B:78:GLY:N	11	1.86
(1,37)	1:A:104:ARG:HH21	2:B:78:GLY:O	11	1.86
(1,37)	1:A:104:ARG:HH21	2:B:79:LYS:C	11	1.86
(1,37)	1:A:104:ARG:HH21	2:B:79:LYS:CA	11	1.86
(1,37)	1:A:104:ARG:HH21	2:B:79:LYS:CB	11	1.86
(1,37)	1:A:104:ARG:HH21	2:B:79:LYS:CD	11	1.86

*Continued on next page...*

*Continued from previous page...*

Key	Atom-1	Atom-2	Model ID	Violation (Å)
(1,37)	1:A:104:ARG:HH21	2:B:79:LYS:CE	11	1.86
(1,37)	1:A:104:ARG:HH21	2:B:79:LYS:CG	11	1.86
(1,37)	1:A:104:ARG:HH21	2:B:79:LYS:H	11	1.86
(1,37)	1:A:104:ARG:HH21	2:B:79:LYS:HA	11	1.86
(1,37)	1:A:104:ARG:HH21	2:B:79:LYS:HB2	11	1.86
(1,37)	1:A:104:ARG:HH21	2:B:79:LYS:HB3	11	1.86
(1,37)	1:A:104:ARG:HH21	2:B:79:LYS:HD2	11	1.86
(1,37)	1:A:104:ARG:HH21	2:B:79:LYS:HD3	11	1.86
(1,37)	1:A:104:ARG:HH21	2:B:79:LYS:HE2	11	1.86
(1,37)	1:A:104:ARG:HH21	2:B:79:LYS:HE3	11	1.86
(1,37)	1:A:104:ARG:HH21	2:B:79:LYS:HG2	11	1.86
(1,37)	1:A:104:ARG:HH21	2:B:79:LYS:HG3	11	1.86
(1,37)	1:A:104:ARG:HH21	2:B:79:LYS:HZ1	11	1.86
(1,37)	1:A:104:ARG:HH21	2:B:79:LYS:HZ2	11	1.86
(1,37)	1:A:104:ARG:HH21	2:B:79:LYS:HZ3	11	1.86
(1,37)	1:A:104:ARG:HH21	2:B:79:LYS:N	11	1.86
(1,37)	1:A:104:ARG:HH21	2:B:79:LYS:NZ	11	1.86
(1,37)	1:A:104:ARG:HH21	2:B:79:LYS:O	11	1.86
(1,37)	1:A:104:ARG:HH21	2:B:80:ILE:C	11	1.86
(1,37)	1:A:104:ARG:HH21	2:B:80:ILE:CA	11	1.86
(1,37)	1:A:104:ARG:HH21	2:B:80:ILE:CB	11	1.86
(1,37)	1:A:104:ARG:HH21	2:B:80:ILE:CD1	11	1.86
(1,37)	1:A:104:ARG:HH21	2:B:80:ILE:CG1	11	1.86
(1,37)	1:A:104:ARG:HH21	2:B:80:ILE:CG2	11	1.86
(1,37)	1:A:104:ARG:HH21	2:B:80:ILE:H	11	1.86
(1,37)	1:A:104:ARG:HH21	2:B:80:ILE:HA	11	1.86
(1,37)	1:A:104:ARG:HH21	2:B:80:ILE:HB	11	1.86
(1,37)	1:A:104:ARG:HH21	2:B:80:ILE:HD11	11	1.86
(1,37)	1:A:104:ARG:HH21	2:B:80:ILE:HD12	11	1.86
(1,37)	1:A:104:ARG:HH21	2:B:80:ILE:HD13	11	1.86
(1,37)	1:A:104:ARG:HH21	2:B:80:ILE:HG12	11	1.86
(1,37)	1:A:104:ARG:HH21	2:B:80:ILE:HG13	11	1.86
(1,37)	1:A:104:ARG:HH21	2:B:80:ILE:HG21	11	1.86
(1,37)	1:A:104:ARG:HH21	2:B:80:ILE:HG22	11	1.86
(1,37)	1:A:104:ARG:HH21	2:B:80:ILE:HG23	11	1.86
(1,37)	1:A:104:ARG:HH21	2:B:80:ILE:N	11	1.86
(1,37)	1:A:104:ARG:HH21	2:B:80:ILE:O	11	1.86
(1,37)	1:A:104:ARG:HH21	2:B:84:GLN:C	11	1.86
(1,37)	1:A:104:ARG:HH21	2:B:84:GLN:CA	11	1.86
(1,37)	1:A:104:ARG:HH21	2:B:84:GLN:CB	11	1.86
(1,37)	1:A:104:ARG:HH21	2:B:84:GLN:CD	11	1.86
(1,37)	1:A:104:ARG:HH21	2:B:84:GLN:CG	11	1.86

*Continued on next page...*

*Continued from previous page...*

Key	Atom-1	Atom-2	Model ID	Violation (Å)
(1,37)	1:A:104:ARG:HH21	2:B:84:GLN:H	11	1.86
(1,37)	1:A:104:ARG:HH21	2:B:84:GLN:HA	11	1.86
(1,37)	1:A:104:ARG:HH21	2:B:84:GLN:HB2	11	1.86
(1,37)	1:A:104:ARG:HH21	2:B:84:GLN:HB3	11	1.86
(1,37)	1:A:104:ARG:HH21	2:B:84:GLN:HE21	11	1.86
(1,37)	1:A:104:ARG:HH21	2:B:84:GLN:HE22	11	1.86
(1,37)	1:A:104:ARG:HH21	2:B:84:GLN:HG2	11	1.86
(1,37)	1:A:104:ARG:HH21	2:B:84:GLN:HG3	11	1.86
(1,37)	1:A:104:ARG:HH21	2:B:84:GLN:N	11	1.86
(1,37)	1:A:104:ARG:HH21	2:B:84:GLN:NE2	11	1.86
(1,37)	1:A:104:ARG:HH21	2:B:84:GLN:O	11	1.86
(1,37)	1:A:104:ARG:HH21	2:B:84:GLN:OE1	11	1.86
(1,37)	1:A:104:ARG:HH21	2:B:97:THR:C	11	1.86
(1,37)	1:A:104:ARG:HH21	2:B:97:THR:CA	11	1.86
(1,37)	1:A:104:ARG:HH21	2:B:97:THR:CB	11	1.86
(1,37)	1:A:104:ARG:HH21	2:B:97:THR:CG2	11	1.86
(1,37)	1:A:104:ARG:HH21	2:B:97:THR:H	11	1.86
(1,37)	1:A:104:ARG:HH21	2:B:97:THR:HA	11	1.86
(1,37)	1:A:104:ARG:HH21	2:B:97:THR:HB	11	1.86
(1,37)	1:A:104:ARG:HH21	2:B:97:THR:HG1	11	1.86
(1,37)	1:A:104:ARG:HH21	2:B:97:THR:HG21	11	1.86
(1,37)	1:A:104:ARG:HH21	2:B:97:THR:HG22	11	1.86
(1,37)	1:A:104:ARG:HH21	2:B:97:THR:HG23	11	1.86
(1,37)	1:A:104:ARG:HH21	2:B:97:THR:N	11	1.86
(1,37)	1:A:104:ARG:HH21	2:B:97:THR:O	11	1.86
(1,37)	1:A:104:ARG:HH21	2:B:97:THR:OG1	11	1.86
(1,37)	1:A:104:ARG:HH21	2:B:99:HIS:C	11	1.86
(1,37)	1:A:104:ARG:HH21	2:B:99:HIS:CA	11	1.86
(1,37)	1:A:104:ARG:HH21	2:B:99:HIS:CB	11	1.86
(1,37)	1:A:104:ARG:HH21	2:B:99:HIS:CD2	11	1.86
(1,37)	1:A:104:ARG:HH21	2:B:99:HIS:CE1	11	1.86
(1,37)	1:A:104:ARG:HH21	2:B:99:HIS:CG	11	1.86
(1,37)	1:A:104:ARG:HH21	2:B:99:HIS:H	11	1.86
(1,37)	1:A:104:ARG:HH21	2:B:99:HIS:HA	11	1.86
(1,37)	1:A:104:ARG:HH21	2:B:99:HIS:HB2	11	1.86
(1,37)	1:A:104:ARG:HH21	2:B:99:HIS:HB3	11	1.86
(1,37)	1:A:104:ARG:HH21	2:B:99:HIS:HD1	11	1.86
(1,37)	1:A:104:ARG:HH21	2:B:99:HIS:HD2	11	1.86
(1,37)	1:A:104:ARG:HH21	2:B:99:HIS:HE1	11	1.86
(1,37)	1:A:104:ARG:HH21	2:B:99:HIS:HE2	11	1.86
(1,37)	1:A:104:ARG:HH21	2:B:99:HIS:N	11	1.86
(1,37)	1:A:104:ARG:HH21	2:B:99:HIS:ND1	11	1.86

*Continued on next page...*

*Continued from previous page...*

Key	Atom-1	Atom-2	Model ID	Violation (Å)
(1,37)	1:A:104:ARG:HH21	2:B:99:HIS:NE2	11	1.86
(1,37)	1:A:104:ARG:HH21	2:B:99:HIS:O	11	1.86
(1,37)	1:A:104:ARG:HH21	2:B:101:VAL:C	11	1.86
(1,37)	1:A:104:ARG:HH21	2:B:101:VAL:CA	11	1.86
(1,37)	1:A:104:ARG:HH21	2:B:101:VAL:CB	11	1.86
(1,37)	1:A:104:ARG:HH21	2:B:101:VAL:CG1	11	1.86
(1,37)	1:A:104:ARG:HH21	2:B:101:VAL:CG2	11	1.86
(1,37)	1:A:104:ARG:HH21	2:B:101:VAL:H	11	1.86
(1,37)	1:A:104:ARG:HH21	2:B:101:VAL:HA	11	1.86
(1,37)	1:A:104:ARG:HH21	2:B:101:VAL:HB	11	1.86
(1,37)	1:A:104:ARG:HH21	2:B:101:VAL:HG11	11	1.86
(1,37)	1:A:104:ARG:HH21	2:B:101:VAL:HG12	11	1.86
(1,37)	1:A:104:ARG:HH21	2:B:101:VAL:HG13	11	1.86
(1,37)	1:A:104:ARG:HH21	2:B:101:VAL:HG21	11	1.86
(1,37)	1:A:104:ARG:HH21	2:B:101:VAL:HG22	11	1.86
(1,37)	1:A:104:ARG:HH21	2:B:101:VAL:HG23	11	1.86
(1,37)	1:A:104:ARG:HH21	2:B:101:VAL:N	11	1.86
(1,37)	1:A:104:ARG:HH21	2:B:101:VAL:O	11	1.86
(1,37)	1:A:104:ARG:HH22	2:B:75:ILE:C	11	1.86
(1,37)	1:A:104:ARG:HH22	2:B:75:ILE:CA	11	1.86
(1,37)	1:A:104:ARG:HH22	2:B:75:ILE:CB	11	1.86
(1,37)	1:A:104:ARG:HH22	2:B:75:ILE:CD1	11	1.86
(1,37)	1:A:104:ARG:HH22	2:B:75:ILE:CG1	11	1.86
(1,37)	1:A:104:ARG:HH22	2:B:75:ILE:CG2	11	1.86
(1,37)	1:A:104:ARG:HH22	2:B:75:ILE:H	11	1.86
(1,37)	1:A:104:ARG:HH22	2:B:75:ILE:HA	11	1.86
(1,37)	1:A:104:ARG:HH22	2:B:75:ILE:HB	11	1.86
(1,37)	1:A:104:ARG:HH22	2:B:75:ILE:HD11	11	1.86
(1,37)	1:A:104:ARG:HH22	2:B:75:ILE:HD12	11	1.86
(1,37)	1:A:104:ARG:HH22	2:B:75:ILE:HD13	11	1.86
(1,37)	1:A:104:ARG:HH22	2:B:75:ILE:HG12	11	1.86
(1,37)	1:A:104:ARG:HH22	2:B:75:ILE:HG13	11	1.86
(1,37)	1:A:104:ARG:HH22	2:B:75:ILE:HG21	11	1.86
(1,37)	1:A:104:ARG:HH22	2:B:75:ILE:HG22	11	1.86
(1,37)	1:A:104:ARG:HH22	2:B:75:ILE:HG23	11	1.86
(1,37)	1:A:104:ARG:HH22	2:B:75:ILE:N	11	1.86
(1,37)	1:A:104:ARG:HH22	2:B:75:ILE:O	11	1.86
(1,37)	1:A:104:ARG:HH22	2:B:77:ALA:C	11	1.86
(1,37)	1:A:104:ARG:HH22	2:B:77:ALA:CA	11	1.86
(1,37)	1:A:104:ARG:HH22	2:B:77:ALA:CB	11	1.86
(1,37)	1:A:104:ARG:HH22	2:B:77:ALA:H	11	1.86
(1,37)	1:A:104:ARG:HH22	2:B:77:ALA:HA	11	1.86

*Continued on next page...*

*Continued from previous page...*

Key	Atom-1	Atom-2	Model ID	Violation (Å)
(1,37)	1:A:104:ARG:HH22	2:B:77:ALA:HB1	11	1.86
(1,37)	1:A:104:ARG:HH22	2:B:77:ALA:HB2	11	1.86
(1,37)	1:A:104:ARG:HH22	2:B:77:ALA:HB3	11	1.86
(1,37)	1:A:104:ARG:HH22	2:B:77:ALA:N	11	1.86
(1,37)	1:A:104:ARG:HH22	2:B:77:ALA:O	11	1.86
(1,37)	1:A:104:ARG:HH22	2:B:78:GLY:C	11	1.86
(1,37)	1:A:104:ARG:HH22	2:B:78:GLY:CA	11	1.86
(1,37)	1:A:104:ARG:HH22	2:B:78:GLY:H	11	1.86
(1,37)	1:A:104:ARG:HH22	2:B:78:GLY:HA2	11	1.86
(1,37)	1:A:104:ARG:HH22	2:B:78:GLY:HA3	11	1.86
(1,37)	1:A:104:ARG:HH22	2:B:78:GLY:N	11	1.86
(1,37)	1:A:104:ARG:HH22	2:B:78:GLY:O	11	1.86
(1,37)	1:A:104:ARG:HH22	2:B:79:LYS:C	11	1.86
(1,37)	1:A:104:ARG:HH22	2:B:79:LYS:CA	11	1.86
(1,37)	1:A:104:ARG:HH22	2:B:79:LYS:CB	11	1.86
(1,37)	1:A:104:ARG:HH22	2:B:79:LYS:CD	11	1.86
(1,37)	1:A:104:ARG:HH22	2:B:79:LYS:CE	11	1.86
(1,37)	1:A:104:ARG:HH22	2:B:79:LYS:CG	11	1.86
(1,37)	1:A:104:ARG:HH22	2:B:79:LYS:H	11	1.86
(1,37)	1:A:104:ARG:HH22	2:B:79:LYS:HA	11	1.86
(1,37)	1:A:104:ARG:HH22	2:B:79:LYS:HB2	11	1.86
(1,37)	1:A:104:ARG:HH22	2:B:79:LYS:HB3	11	1.86
(1,37)	1:A:104:ARG:HH22	2:B:79:LYS:HD2	11	1.86
(1,37)	1:A:104:ARG:HH22	2:B:79:LYS:HD3	11	1.86
(1,37)	1:A:104:ARG:HH22	2:B:79:LYS:HE2	11	1.86
(1,37)	1:A:104:ARG:HH22	2:B:79:LYS:HE3	11	1.86
(1,37)	1:A:104:ARG:HH22	2:B:79:LYS:HG2	11	1.86
(1,37)	1:A:104:ARG:HH22	2:B:79:LYS:HG3	11	1.86
(1,37)	1:A:104:ARG:HH22	2:B:79:LYS:HZ1	11	1.86
(1,37)	1:A:104:ARG:HH22	2:B:79:LYS:HZ2	11	1.86
(1,37)	1:A:104:ARG:HH22	2:B:79:LYS:HZ3	11	1.86
(1,37)	1:A:104:ARG:HH22	2:B:79:LYS:N	11	1.86
(1,37)	1:A:104:ARG:HH22	2:B:79:LYS:NZ	11	1.86
(1,37)	1:A:104:ARG:HH22	2:B:79:LYS:O	11	1.86
(1,37)	1:A:104:ARG:HH22	2:B:80:ILE:C	11	1.86
(1,37)	1:A:104:ARG:HH22	2:B:80:ILE:CA	11	1.86
(1,37)	1:A:104:ARG:HH22	2:B:80:ILE:CB	11	1.86
(1,37)	1:A:104:ARG:HH22	2:B:80:ILE:CD1	11	1.86
(1,37)	1:A:104:ARG:HH22	2:B:80:ILE:CG1	11	1.86
(1,37)	1:A:104:ARG:HH22	2:B:80:ILE:CG2	11	1.86
(1,37)	1:A:104:ARG:HH22	2:B:80:ILE:H	11	1.86
(1,37)	1:A:104:ARG:HH22	2:B:80:ILE:HA	11	1.86

*Continued on next page...*



*Continued from previous page...*

Key	Atom-1	Atom-2	Model ID	Violation (Å)
(1,37)	1:A:104:ARG:HH22	2:B:80:ILE:HB	11	1.86
(1,37)	1:A:104:ARG:HH22	2:B:80:ILE:HD11	11	1.86
(1,37)	1:A:104:ARG:HH22	2:B:80:ILE:HD12	11	1.86
(1,37)	1:A:104:ARG:HH22	2:B:80:ILE:HD13	11	1.86
(1,37)	1:A:104:ARG:HH22	2:B:80:ILE:HG12	11	1.86
(1,37)	1:A:104:ARG:HH22	2:B:80:ILE:HG13	11	1.86
(1,37)	1:A:104:ARG:HH22	2:B:80:ILE:HG21	11	1.86
(1,37)	1:A:104:ARG:HH22	2:B:80:ILE:HG22	11	1.86
(1,37)	1:A:104:ARG:HH22	2:B:80:ILE:HG23	11	1.86
(1,37)	1:A:104:ARG:HH22	2:B:80:ILE:N	11	1.86
(1,37)	1:A:104:ARG:HH22	2:B:80:ILE:O	11	1.86
(1,37)	1:A:104:ARG:HH22	2:B:84:GLN:C	11	1.86
(1,37)	1:A:104:ARG:HH22	2:B:84:GLN:CA	11	1.86
(1,37)	1:A:104:ARG:HH22	2:B:84:GLN:CB	11	1.86
(1,37)	1:A:104:ARG:HH22	2:B:84:GLN:CD	11	1.86
(1,37)	1:A:104:ARG:HH22	2:B:84:GLN:CG	11	1.86
(1,37)	1:A:104:ARG:HH22	2:B:84:GLN:H	11	1.86
(1,37)	1:A:104:ARG:HH22	2:B:84:GLN:HA	11	1.86
(1,37)	1:A:104:ARG:HH22	2:B:84:GLN:HB2	11	1.86
(1,37)	1:A:104:ARG:HH22	2:B:84:GLN:HB3	11	1.86
(1,37)	1:A:104:ARG:HH22	2:B:84:GLN:HE21	11	1.86
(1,37)	1:A:104:ARG:HH22	2:B:84:GLN:HE22	11	1.86
(1,37)	1:A:104:ARG:HH22	2:B:84:GLN:HG2	11	1.86
(1,37)	1:A:104:ARG:HH22	2:B:84:GLN:HG3	11	1.86
(1,37)	1:A:104:ARG:HH22	2:B:84:GLN:N	11	1.86
(1,37)	1:A:104:ARG:HH22	2:B:84:GLN:NE2	11	1.86
(1,37)	1:A:104:ARG:HH22	2:B:84:GLN:O	11	1.86
(1,37)	1:A:104:ARG:HH22	2:B:84:GLN:OE1	11	1.86
(1,37)	1:A:104:ARG:HH22	2:B:97:THR:C	11	1.86
(1,37)	1:A:104:ARG:HH22	2:B:97:THR:CA	11	1.86
(1,37)	1:A:104:ARG:HH22	2:B:97:THR:CB	11	1.86
(1,37)	1:A:104:ARG:HH22	2:B:97:THR:CG2	11	1.86
(1,37)	1:A:104:ARG:HH22	2:B:97:THR:H	11	1.86
(1,37)	1:A:104:ARG:HH22	2:B:97:THR:HA	11	1.86
(1,37)	1:A:104:ARG:HH22	2:B:97:THR:HB	11	1.86
(1,37)	1:A:104:ARG:HH22	2:B:97:THR:HG1	11	1.86
(1,37)	1:A:104:ARG:HH22	2:B:97:THR:HG21	11	1.86
(1,37)	1:A:104:ARG:HH22	2:B:97:THR:HG22	11	1.86
(1,37)	1:A:104:ARG:HH22	2:B:97:THR:HG23	11	1.86
(1,37)	1:A:104:ARG:HH22	2:B:97:THR:N	11	1.86
(1,37)	1:A:104:ARG:HH22	2:B:97:THR:O	11	1.86
(1,37)	1:A:104:ARG:HH22	2:B:97:THR:OG1	11	1.86

*Continued on next page...*

*Continued from previous page...*

Key	Atom-1	Atom-2	Model ID	Violation (Å)
(1,37)	1:A:104:ARG:HH22	2:B:99:HIS:C	11	1.86
(1,37)	1:A:104:ARG:HH22	2:B:99:HIS:CA	11	1.86
(1,37)	1:A:104:ARG:HH22	2:B:99:HIS:CB	11	1.86
(1,37)	1:A:104:ARG:HH22	2:B:99:HIS:CD2	11	1.86
(1,37)	1:A:104:ARG:HH22	2:B:99:HIS:CE1	11	1.86
(1,37)	1:A:104:ARG:HH22	2:B:99:HIS:CG	11	1.86
(1,37)	1:A:104:ARG:HH22	2:B:99:HIS:H	11	1.86
(1,37)	1:A:104:ARG:HH22	2:B:99:HIS:HA	11	1.86
(1,37)	1:A:104:ARG:HH22	2:B:99:HIS:HB2	11	1.86
(1,37)	1:A:104:ARG:HH22	2:B:99:HIS:HB3	11	1.86
(1,37)	1:A:104:ARG:HH22	2:B:99:HIS:HD1	11	1.86
(1,37)	1:A:104:ARG:HH22	2:B:99:HIS:HD2	11	1.86
(1,37)	1:A:104:ARG:HH22	2:B:99:HIS:HE1	11	1.86
(1,37)	1:A:104:ARG:HH22	2:B:99:HIS:HE2	11	1.86
(1,37)	1:A:104:ARG:HH22	2:B:99:HIS:N	11	1.86
(1,37)	1:A:104:ARG:HH22	2:B:99:HIS:ND1	11	1.86
(1,37)	1:A:104:ARG:HH22	2:B:99:HIS:NE2	11	1.86
(1,37)	1:A:104:ARG:HH22	2:B:99:HIS:O	11	1.86
(1,37)	1:A:104:ARG:HH22	2:B:101:VAL:C	11	1.86
(1,37)	1:A:104:ARG:HH22	2:B:101:VAL:CA	11	1.86
(1,37)	1:A:104:ARG:HH22	2:B:101:VAL:CB	11	1.86
(1,37)	1:A:104:ARG:HH22	2:B:101:VAL:CG1	11	1.86
(1,37)	1:A:104:ARG:HH22	2:B:101:VAL:CG2	11	1.86
(1,37)	1:A:104:ARG:HH22	2:B:101:VAL:H	11	1.86
(1,37)	1:A:104:ARG:HH22	2:B:101:VAL:HA	11	1.86
(1,37)	1:A:104:ARG:HH22	2:B:101:VAL:HB	11	1.86
(1,37)	1:A:104:ARG:HH22	2:B:101:VAL:HG11	11	1.86
(1,37)	1:A:104:ARG:HH22	2:B:101:VAL:HG12	11	1.86
(1,37)	1:A:104:ARG:HH22	2:B:101:VAL:HG13	11	1.86
(1,37)	1:A:104:ARG:HH22	2:B:101:VAL:HG21	11	1.86
(1,37)	1:A:104:ARG:HH22	2:B:101:VAL:HG22	11	1.86
(1,37)	1:A:104:ARG:HH22	2:B:101:VAL:HG23	11	1.86
(1,37)	1:A:104:ARG:HH22	2:B:101:VAL:N	11	1.86
(1,37)	1:A:104:ARG:HH22	2:B:101:VAL:O	11	1.86
(1,37)	1:A:104:ARG:N	2:B:75:ILE:C	11	1.86
(1,37)	1:A:104:ARG:N	2:B:75:ILE:CA	11	1.86
(1,37)	1:A:104:ARG:N	2:B:75:ILE:CB	11	1.86
(1,37)	1:A:104:ARG:N	2:B:75:ILE:CD1	11	1.86
(1,37)	1:A:104:ARG:N	2:B:75:ILE:CG1	11	1.86
(1,37)	1:A:104:ARG:N	2:B:75:ILE:CG2	11	1.86
(1,37)	1:A:104:ARG:N	2:B:75:ILE:H	11	1.86
(1,37)	1:A:104:ARG:N	2:B:75:ILE:HA	11	1.86

*Continued on next page...*

*Continued from previous page...*

Key	Atom-1	Atom-2	Model ID	Violation (Å)
(1,37)	1:A:104:ARG:N	2:B:75:ILE:HB	11	1.86
(1,37)	1:A:104:ARG:N	2:B:75:ILE:HD11	11	1.86
(1,37)	1:A:104:ARG:N	2:B:75:ILE:HD12	11	1.86
(1,37)	1:A:104:ARG:N	2:B:75:ILE:HD13	11	1.86
(1,37)	1:A:104:ARG:N	2:B:75:ILE:HG12	11	1.86
(1,37)	1:A:104:ARG:N	2:B:75:ILE:HG13	11	1.86
(1,37)	1:A:104:ARG:N	2:B:75:ILE:HG21	11	1.86
(1,37)	1:A:104:ARG:N	2:B:75:ILE:HG22	11	1.86
(1,37)	1:A:104:ARG:N	2:B:75:ILE:HG23	11	1.86
(1,37)	1:A:104:ARG:N	2:B:75:ILE:N	11	1.86
(1,37)	1:A:104:ARG:N	2:B:75:ILE:O	11	1.86
(1,37)	1:A:104:ARG:N	2:B:77:ALA:C	11	1.86
(1,37)	1:A:104:ARG:N	2:B:77:ALA:CA	11	1.86
(1,37)	1:A:104:ARG:N	2:B:77:ALA:CB	11	1.86
(1,37)	1:A:104:ARG:N	2:B:77:ALA:H	11	1.86
(1,37)	1:A:104:ARG:N	2:B:77:ALA:HA	11	1.86
(1,37)	1:A:104:ARG:N	2:B:77:ALA:HB1	11	1.86
(1,37)	1:A:104:ARG:N	2:B:77:ALA:HB2	11	1.86
(1,37)	1:A:104:ARG:N	2:B:77:ALA:HB3	11	1.86
(1,37)	1:A:104:ARG:N	2:B:77:ALA:N	11	1.86
(1,37)	1:A:104:ARG:N	2:B:77:ALA:O	11	1.86
(1,37)	1:A:104:ARG:N	2:B:78:GLY:C	11	1.86
(1,37)	1:A:104:ARG:N	2:B:78:GLY:CA	11	1.86
(1,37)	1:A:104:ARG:N	2:B:78:GLY:H	11	1.86
(1,37)	1:A:104:ARG:N	2:B:78:GLY:HA2	11	1.86
(1,37)	1:A:104:ARG:N	2:B:78:GLY:HA3	11	1.86
(1,37)	1:A:104:ARG:N	2:B:78:GLY:N	11	1.86
(1,37)	1:A:104:ARG:N	2:B:78:GLY:O	11	1.86
(1,37)	1:A:104:ARG:N	2:B:79:LYS:C	11	1.86
(1,37)	1:A:104:ARG:N	2:B:79:LYS:CA	11	1.86
(1,37)	1:A:104:ARG:N	2:B:79:LYS:CB	11	1.86
(1,37)	1:A:104:ARG:N	2:B:79:LYS:CD	11	1.86
(1,37)	1:A:104:ARG:N	2:B:79:LYS:CE	11	1.86
(1,37)	1:A:104:ARG:N	2:B:79:LYS:CG	11	1.86
(1,37)	1:A:104:ARG:N	2:B:79:LYS:H	11	1.86
(1,37)	1:A:104:ARG:N	2:B:79:LYS:HA	11	1.86
(1,37)	1:A:104:ARG:N	2:B:79:LYS:HB2	11	1.86
(1,37)	1:A:104:ARG:N	2:B:79:LYS:HB3	11	1.86
(1,37)	1:A:104:ARG:N	2:B:79:LYS:HD2	11	1.86
(1,37)	1:A:104:ARG:N	2:B:79:LYS:HD3	11	1.86
(1,37)	1:A:104:ARG:N	2:B:79:LYS:HE2	11	1.86
(1,37)	1:A:104:ARG:N	2:B:79:LYS:HE3	11	1.86

*Continued on next page...*

*Continued from previous page...*

Key	Atom-1	Atom-2	Model ID	Violation (Å)
(1,37)	1:A:104:ARG:N	2:B:79:LYS:HG2	11	1.86
(1,37)	1:A:104:ARG:N	2:B:79:LYS:HG3	11	1.86
(1,37)	1:A:104:ARG:N	2:B:79:LYS:HZ1	11	1.86
(1,37)	1:A:104:ARG:N	2:B:79:LYS:HZ2	11	1.86
(1,37)	1:A:104:ARG:N	2:B:79:LYS:HZ3	11	1.86
(1,37)	1:A:104:ARG:N	2:B:79:LYS:N	11	1.86
(1,37)	1:A:104:ARG:N	2:B:79:LYS:NZ	11	1.86
(1,37)	1:A:104:ARG:N	2:B:79:LYS:O	11	1.86
(1,37)	1:A:104:ARG:N	2:B:80:ILE:C	11	1.86
(1,37)	1:A:104:ARG:N	2:B:80:ILE:CA	11	1.86
(1,37)	1:A:104:ARG:N	2:B:80:ILE:CB	11	1.86
(1,37)	1:A:104:ARG:N	2:B:80:ILE:CD1	11	1.86
(1,37)	1:A:104:ARG:N	2:B:80:ILE:CG1	11	1.86
(1,37)	1:A:104:ARG:N	2:B:80:ILE:CG2	11	1.86
(1,37)	1:A:104:ARG:N	2:B:80:ILE:H	11	1.86
(1,37)	1:A:104:ARG:N	2:B:80:ILE:HA	11	1.86
(1,37)	1:A:104:ARG:N	2:B:80:ILE:HB	11	1.86
(1,37)	1:A:104:ARG:N	2:B:80:ILE:HD11	11	1.86
(1,37)	1:A:104:ARG:N	2:B:80:ILE:HD12	11	1.86
(1,37)	1:A:104:ARG:N	2:B:80:ILE:HD13	11	1.86
(1,37)	1:A:104:ARG:N	2:B:80:ILE:HG12	11	1.86
(1,37)	1:A:104:ARG:N	2:B:80:ILE:HG13	11	1.86
(1,37)	1:A:104:ARG:N	2:B:80:ILE:HG21	11	1.86
(1,37)	1:A:104:ARG:N	2:B:80:ILE:HG22	11	1.86
(1,37)	1:A:104:ARG:N	2:B:80:ILE:HG23	11	1.86
(1,37)	1:A:104:ARG:N	2:B:80:ILE:N	11	1.86
(1,37)	1:A:104:ARG:N	2:B:80:ILE:O	11	1.86
(1,37)	1:A:104:ARG:N	2:B:84:GLN:C	11	1.86
(1,37)	1:A:104:ARG:N	2:B:84:GLN:CA	11	1.86
(1,37)	1:A:104:ARG:N	2:B:84:GLN:CB	11	1.86
(1,37)	1:A:104:ARG:N	2:B:84:GLN:CD	11	1.86
(1,37)	1:A:104:ARG:N	2:B:84:GLN:CG	11	1.86
(1,37)	1:A:104:ARG:N	2:B:84:GLN:H	11	1.86
(1,37)	1:A:104:ARG:N	2:B:84:GLN:HA	11	1.86
(1,37)	1:A:104:ARG:N	2:B:84:GLN:HB2	11	1.86
(1,37)	1:A:104:ARG:N	2:B:84:GLN:HB3	11	1.86
(1,37)	1:A:104:ARG:N	2:B:84:GLN:HE21	11	1.86
(1,37)	1:A:104:ARG:N	2:B:84:GLN:HE22	11	1.86
(1,37)	1:A:104:ARG:N	2:B:84:GLN:HG2	11	1.86
(1,37)	1:A:104:ARG:N	2:B:84:GLN:HG3	11	1.86
(1,37)	1:A:104:ARG:N	2:B:84:GLN:N	11	1.86
(1,37)	1:A:104:ARG:N	2:B:84:GLN:NE2	11	1.86

*Continued on next page...*

*Continued from previous page...*

Key	Atom-1	Atom-2	Model ID	Violation (Å)
(1,37)	1:A:104:ARG:N	2:B:84:GLN:O	11	1.86
(1,37)	1:A:104:ARG:N	2:B:84:GLN:OE1	11	1.86
(1,37)	1:A:104:ARG:N	2:B:97:THR:C	11	1.86
(1,37)	1:A:104:ARG:N	2:B:97:THR:CA	11	1.86
(1,37)	1:A:104:ARG:N	2:B:97:THR:CB	11	1.86
(1,37)	1:A:104:ARG:N	2:B:97:THR:CG2	11	1.86
(1,37)	1:A:104:ARG:N	2:B:97:THR:H	11	1.86
(1,37)	1:A:104:ARG:N	2:B:97:THR:HA	11	1.86
(1,37)	1:A:104:ARG:N	2:B:97:THR:HB	11	1.86
(1,37)	1:A:104:ARG:N	2:B:97:THR:HG1	11	1.86
(1,37)	1:A:104:ARG:N	2:B:97:THR:HG21	11	1.86
(1,37)	1:A:104:ARG:N	2:B:97:THR:HG22	11	1.86
(1,37)	1:A:104:ARG:N	2:B:97:THR:HG23	11	1.86
(1,37)	1:A:104:ARG:N	2:B:97:THR:N	11	1.86
(1,37)	1:A:104:ARG:N	2:B:97:THR:O	11	1.86
(1,37)	1:A:104:ARG:N	2:B:97:THR:OG1	11	1.86
(1,37)	1:A:104:ARG:N	2:B:99:HIS:C	11	1.86
(1,37)	1:A:104:ARG:N	2:B:99:HIS:CA	11	1.86
(1,37)	1:A:104:ARG:N	2:B:99:HIS:CB	11	1.86
(1,37)	1:A:104:ARG:N	2:B:99:HIS:CD2	11	1.86
(1,37)	1:A:104:ARG:N	2:B:99:HIS:CE1	11	1.86
(1,37)	1:A:104:ARG:N	2:B:99:HIS:CG	11	1.86
(1,37)	1:A:104:ARG:N	2:B:99:HIS:H	11	1.86
(1,37)	1:A:104:ARG:N	2:B:99:HIS:HA	11	1.86
(1,37)	1:A:104:ARG:N	2:B:99:HIS:HB2	11	1.86
(1,37)	1:A:104:ARG:N	2:B:99:HIS:HB3	11	1.86
(1,37)	1:A:104:ARG:N	2:B:99:HIS:HD1	11	1.86
(1,37)	1:A:104:ARG:N	2:B:99:HIS:HD2	11	1.86
(1,37)	1:A:104:ARG:N	2:B:99:HIS:HE1	11	1.86
(1,37)	1:A:104:ARG:N	2:B:99:HIS:HE2	11	1.86
(1,37)	1:A:104:ARG:N	2:B:99:HIS:N	11	1.86
(1,37)	1:A:104:ARG:N	2:B:99:HIS:ND1	11	1.86
(1,37)	1:A:104:ARG:N	2:B:99:HIS:NE2	11	1.86
(1,37)	1:A:104:ARG:N	2:B:99:HIS:O	11	1.86
(1,37)	1:A:104:ARG:N	2:B:101:VAL:C	11	1.86
(1,37)	1:A:104:ARG:N	2:B:101:VAL:CA	11	1.86
(1,37)	1:A:104:ARG:N	2:B:101:VAL:CB	11	1.86
(1,37)	1:A:104:ARG:N	2:B:101:VAL:CG1	11	1.86
(1,37)	1:A:104:ARG:N	2:B:101:VAL:CG2	11	1.86
(1,37)	1:A:104:ARG:N	2:B:101:VAL:H	11	1.86
(1,37)	1:A:104:ARG:N	2:B:101:VAL:HA	11	1.86
(1,37)	1:A:104:ARG:N	2:B:101:VAL:HB	11	1.86

*Continued on next page...*

*Continued from previous page...*

Key	Atom-1	Atom-2	Model ID	Violation (Å)
(1,37)	1:A:104:ARG:N	2:B:101:VAL:HG11	11	1.86
(1,37)	1:A:104:ARG:N	2:B:101:VAL:HG12	11	1.86
(1,37)	1:A:104:ARG:N	2:B:101:VAL:HG13	11	1.86
(1,37)	1:A:104:ARG:N	2:B:101:VAL:HG21	11	1.86
(1,37)	1:A:104:ARG:N	2:B:101:VAL:HG22	11	1.86
(1,37)	1:A:104:ARG:N	2:B:101:VAL:HG23	11	1.86
(1,37)	1:A:104:ARG:N	2:B:101:VAL:N	11	1.86
(1,37)	1:A:104:ARG:N	2:B:101:VAL:O	11	1.86
(1,37)	1:A:104:ARG:NE	2:B:75:ILE:C	11	1.86
(1,37)	1:A:104:ARG:NE	2:B:75:ILE:CA	11	1.86
(1,37)	1:A:104:ARG:NE	2:B:75:ILE:CB	11	1.86
(1,37)	1:A:104:ARG:NE	2:B:75:ILE:CD1	11	1.86
(1,37)	1:A:104:ARG:NE	2:B:75:ILE:CG1	11	1.86
(1,37)	1:A:104:ARG:NE	2:B:75:ILE:CG2	11	1.86
(1,37)	1:A:104:ARG:NE	2:B:75:ILE:H	11	1.86
(1,37)	1:A:104:ARG:NE	2:B:75:ILE:HA	11	1.86
(1,37)	1:A:104:ARG:NE	2:B:75:ILE:HB	11	1.86
(1,37)	1:A:104:ARG:NE	2:B:75:ILE:HD11	11	1.86
(1,37)	1:A:104:ARG:NE	2:B:75:ILE:HD12	11	1.86
(1,37)	1:A:104:ARG:NE	2:B:75:ILE:HD13	11	1.86
(1,37)	1:A:104:ARG:NE	2:B:75:ILE:HG12	11	1.86
(1,37)	1:A:104:ARG:NE	2:B:75:ILE:HG13	11	1.86
(1,37)	1:A:104:ARG:NE	2:B:75:ILE:HG21	11	1.86
(1,37)	1:A:104:ARG:NE	2:B:75:ILE:HG22	11	1.86
(1,37)	1:A:104:ARG:NE	2:B:75:ILE:HG23	11	1.86
(1,37)	1:A:104:ARG:NE	2:B:75:ILE:N	11	1.86
(1,37)	1:A:104:ARG:NE	2:B:75:ILE:O	11	1.86
(1,37)	1:A:104:ARG:NE	2:B:77:ALA:C	11	1.86
(1,37)	1:A:104:ARG:NE	2:B:77:ALA:CA	11	1.86
(1,37)	1:A:104:ARG:NE	2:B:77:ALA:CB	11	1.86
(1,37)	1:A:104:ARG:NE	2:B:77:ALA:H	11	1.86
(1,37)	1:A:104:ARG:NE	2:B:77:ALA:HA	11	1.86
(1,37)	1:A:104:ARG:NE	2:B:77:ALA:HB1	11	1.86
(1,37)	1:A:104:ARG:NE	2:B:77:ALA:HB2	11	1.86
(1,37)	1:A:104:ARG:NE	2:B:77:ALA:HB3	11	1.86
(1,37)	1:A:104:ARG:NE	2:B:77:ALA:N	11	1.86
(1,37)	1:A:104:ARG:NE	2:B:77:ALA:O	11	1.86
(1,37)	1:A:104:ARG:NE	2:B:78:GLY:C	11	1.86
(1,37)	1:A:104:ARG:NE	2:B:78:GLY:CA	11	1.86
(1,37)	1:A:104:ARG:NE	2:B:78:GLY:H	11	1.86
(1,37)	1:A:104:ARG:NE	2:B:78:GLY:HA2	11	1.86
(1,37)	1:A:104:ARG:NE	2:B:78:GLY:HA3	11	1.86

*Continued on next page...*

*Continued from previous page...*

Key	Atom-1	Atom-2	Model ID	Violation (Å)
(1,37)	1:A:104:ARG:NE	2:B:78:GLY:N	11	1.86
(1,37)	1:A:104:ARG:NE	2:B:78:GLY:O	11	1.86
(1,37)	1:A:104:ARG:NE	2:B:79:LYS:C	11	1.86
(1,37)	1:A:104:ARG:NE	2:B:79:LYS:CA	11	1.86
(1,37)	1:A:104:ARG:NE	2:B:79:LYS:CB	11	1.86
(1,37)	1:A:104:ARG:NE	2:B:79:LYS:CD	11	1.86
(1,37)	1:A:104:ARG:NE	2:B:79:LYS:CE	11	1.86
(1,37)	1:A:104:ARG:NE	2:B:79:LYS:CG	11	1.86
(1,37)	1:A:104:ARG:NE	2:B:79:LYS:H	11	1.86
(1,37)	1:A:104:ARG:NE	2:B:79:LYS:HA	11	1.86
(1,37)	1:A:104:ARG:NE	2:B:79:LYS:HB2	11	1.86
(1,37)	1:A:104:ARG:NE	2:B:79:LYS:HB3	11	1.86
(1,37)	1:A:104:ARG:NE	2:B:79:LYS:HD2	11	1.86
(1,37)	1:A:104:ARG:NE	2:B:79:LYS:HD3	11	1.86
(1,37)	1:A:104:ARG:NE	2:B:79:LYS:HE2	11	1.86
(1,37)	1:A:104:ARG:NE	2:B:79:LYS:HE3	11	1.86
(1,37)	1:A:104:ARG:NE	2:B:79:LYS:HG2	11	1.86
(1,37)	1:A:104:ARG:NE	2:B:79:LYS:HG3	11	1.86
(1,37)	1:A:104:ARG:NE	2:B:79:LYS:HZ1	11	1.86
(1,37)	1:A:104:ARG:NE	2:B:79:LYS:HZ2	11	1.86
(1,37)	1:A:104:ARG:NE	2:B:79:LYS:HZ3	11	1.86
(1,37)	1:A:104:ARG:NE	2:B:79:LYS:N	11	1.86
(1,37)	1:A:104:ARG:NE	2:B:79:LYS:NZ	11	1.86
(1,37)	1:A:104:ARG:NE	2:B:79:LYS:O	11	1.86
(1,37)	1:A:104:ARG:NE	2:B:80:ILE:C	11	1.86
(1,37)	1:A:104:ARG:NE	2:B:80:ILE:CA	11	1.86
(1,37)	1:A:104:ARG:NE	2:B:80:ILE:CB	11	1.86
(1,37)	1:A:104:ARG:NE	2:B:80:ILE:CD1	11	1.86
(1,37)	1:A:104:ARG:NE	2:B:80:ILE:CG1	11	1.86
(1,37)	1:A:104:ARG:NE	2:B:80:ILE:CG2	11	1.86
(1,37)	1:A:104:ARG:NE	2:B:80:ILE:H	11	1.86
(1,37)	1:A:104:ARG:NE	2:B:80:ILE:HA	11	1.86
(1,37)	1:A:104:ARG:NE	2:B:80:ILE:HB	11	1.86
(1,37)	1:A:104:ARG:NE	2:B:80:ILE:HD11	11	1.86
(1,37)	1:A:104:ARG:NE	2:B:80:ILE:HD12	11	1.86
(1,37)	1:A:104:ARG:NE	2:B:80:ILE:HD13	11	1.86
(1,37)	1:A:104:ARG:NE	2:B:80:ILE:HG12	11	1.86
(1,37)	1:A:104:ARG:NE	2:B:80:ILE:HG13	11	1.86
(1,37)	1:A:104:ARG:NE	2:B:80:ILE:HG21	11	1.86
(1,37)	1:A:104:ARG:NE	2:B:80:ILE:HG22	11	1.86
(1,37)	1:A:104:ARG:NE	2:B:80:ILE:HG23	11	1.86
(1,37)	1:A:104:ARG:NE	2:B:80:ILE:N	11	1.86

*Continued on next page...*

*Continued from previous page...*

Key	Atom-1	Atom-2	Model ID	Violation (Å)
(1,37)	1:A:104:ARG:NE	2:B:80:ILE:O	11	1.86
(1,37)	1:A:104:ARG:NE	2:B:84:GLN:C	11	1.86
(1,37)	1:A:104:ARG:NE	2:B:84:GLN:CA	11	1.86
(1,37)	1:A:104:ARG:NE	2:B:84:GLN:CB	11	1.86
(1,37)	1:A:104:ARG:NE	2:B:84:GLN:CD	11	1.86
(1,37)	1:A:104:ARG:NE	2:B:84:GLN:CG	11	1.86
(1,37)	1:A:104:ARG:NE	2:B:84:GLN:H	11	1.86
(1,37)	1:A:104:ARG:NE	2:B:84:GLN:HA	11	1.86
(1,37)	1:A:104:ARG:NE	2:B:84:GLN:HB2	11	1.86
(1,37)	1:A:104:ARG:NE	2:B:84:GLN:HB3	11	1.86
(1,37)	1:A:104:ARG:NE	2:B:84:GLN:HE21	11	1.86
(1,37)	1:A:104:ARG:NE	2:B:84:GLN:HE22	11	1.86
(1,37)	1:A:104:ARG:NE	2:B:84:GLN:HG2	11	1.86
(1,37)	1:A:104:ARG:NE	2:B:84:GLN:HG3	11	1.86
(1,37)	1:A:104:ARG:NE	2:B:84:GLN:N	11	1.86
(1,37)	1:A:104:ARG:NE	2:B:84:GLN:NE2	11	1.86
(1,37)	1:A:104:ARG:NE	2:B:84:GLN:O	11	1.86
(1,37)	1:A:104:ARG:NE	2:B:84:GLN:OE1	11	1.86
(1,37)	1:A:104:ARG:NE	2:B:97:THR:C	11	1.86
(1,37)	1:A:104:ARG:NE	2:B:97:THR:CA	11	1.86
(1,37)	1:A:104:ARG:NE	2:B:97:THR:CB	11	1.86
(1,37)	1:A:104:ARG:NE	2:B:97:THR:CG2	11	1.86
(1,37)	1:A:104:ARG:NE	2:B:97:THR:H	11	1.86
(1,37)	1:A:104:ARG:NE	2:B:97:THR:HA	11	1.86
(1,37)	1:A:104:ARG:NE	2:B:97:THR:HB	11	1.86
(1,37)	1:A:104:ARG:NE	2:B:97:THR:HG1	11	1.86
(1,37)	1:A:104:ARG:NE	2:B:97:THR:HG21	11	1.86
(1,37)	1:A:104:ARG:NE	2:B:97:THR:HG22	11	1.86
(1,37)	1:A:104:ARG:NE	2:B:97:THR:HG23	11	1.86
(1,37)	1:A:104:ARG:NE	2:B:97:THR:N	11	1.86
(1,37)	1:A:104:ARG:NE	2:B:97:THR:O	11	1.86
(1,37)	1:A:104:ARG:NE	2:B:97:THR:OG1	11	1.86
(1,37)	1:A:104:ARG:NE	2:B:99:HIS:C	11	1.86
(1,37)	1:A:104:ARG:NE	2:B:99:HIS:CA	11	1.86
(1,37)	1:A:104:ARG:NE	2:B:99:HIS:CB	11	1.86
(1,37)	1:A:104:ARG:NE	2:B:99:HIS:CD2	11	1.86
(1,37)	1:A:104:ARG:NE	2:B:99:HIS:CE1	11	1.86
(1,37)	1:A:104:ARG:NE	2:B:99:HIS:CG	11	1.86
(1,37)	1:A:104:ARG:NE	2:B:99:HIS:H	11	1.86
(1,37)	1:A:104:ARG:NE	2:B:99:HIS:HA	11	1.86
(1,37)	1:A:104:ARG:NE	2:B:99:HIS:HB2	11	1.86
(1,37)	1:A:104:ARG:NE	2:B:99:HIS:HB3	11	1.86

*Continued on next page...*



*Continued from previous page...*

Key	Atom-1	Atom-2	Model ID	Violation (Å)
(1,37)	1:A:104:ARG:NE	2:B:99:HIS:HD1	11	1.86
(1,37)	1:A:104:ARG:NE	2:B:99:HIS:HD2	11	1.86
(1,37)	1:A:104:ARG:NE	2:B:99:HIS:HE1	11	1.86
(1,37)	1:A:104:ARG:NE	2:B:99:HIS:HE2	11	1.86
(1,37)	1:A:104:ARG:NE	2:B:99:HIS:N	11	1.86
(1,37)	1:A:104:ARG:NE	2:B:99:HIS:ND1	11	1.86
(1,37)	1:A:104:ARG:NE	2:B:99:HIS:NE2	11	1.86
(1,37)	1:A:104:ARG:NE	2:B:99:HIS:O	11	1.86
(1,37)	1:A:104:ARG:NE	2:B:101:VAL:C	11	1.86
(1,37)	1:A:104:ARG:NE	2:B:101:VAL:CA	11	1.86
(1,37)	1:A:104:ARG:NE	2:B:101:VAL:CB	11	1.86
(1,37)	1:A:104:ARG:NE	2:B:101:VAL:CG1	11	1.86
(1,37)	1:A:104:ARG:NE	2:B:101:VAL:CG2	11	1.86
(1,37)	1:A:104:ARG:NE	2:B:101:VAL:H	11	1.86
(1,37)	1:A:104:ARG:NE	2:B:101:VAL:HA	11	1.86
(1,37)	1:A:104:ARG:NE	2:B:101:VAL:HB	11	1.86
(1,37)	1:A:104:ARG:NE	2:B:101:VAL:HG11	11	1.86
(1,37)	1:A:104:ARG:NE	2:B:101:VAL:HG12	11	1.86
(1,37)	1:A:104:ARG:NE	2:B:101:VAL:HG13	11	1.86
(1,37)	1:A:104:ARG:NE	2:B:101:VAL:HG21	11	1.86
(1,37)	1:A:104:ARG:NE	2:B:101:VAL:HG22	11	1.86
(1,37)	1:A:104:ARG:NE	2:B:101:VAL:HG23	11	1.86
(1,37)	1:A:104:ARG:NE	2:B:101:VAL:N	11	1.86
(1,37)	1:A:104:ARG:NE	2:B:101:VAL:O	11	1.86
(1,37)	1:A:104:ARG:NH1	2:B:75:ILE:C	11	1.86
(1,37)	1:A:104:ARG:NH1	2:B:75:ILE:CA	11	1.86
(1,37)	1:A:104:ARG:NH1	2:B:75:ILE:CB	11	1.86
(1,37)	1:A:104:ARG:NH1	2:B:75:ILE:CD1	11	1.86
(1,37)	1:A:104:ARG:NH1	2:B:75:ILE:CG1	11	1.86
(1,37)	1:A:104:ARG:NH1	2:B:75:ILE:CG2	11	1.86
(1,37)	1:A:104:ARG:NH1	2:B:75:ILE:H	11	1.86
(1,37)	1:A:104:ARG:NH1	2:B:75:ILE:HA	11	1.86
(1,37)	1:A:104:ARG:NH1	2:B:75:ILE:HB	11	1.86
(1,37)	1:A:104:ARG:NH1	2:B:75:ILE:HD11	11	1.86
(1,37)	1:A:104:ARG:NH1	2:B:75:ILE:HD12	11	1.86
(1,37)	1:A:104:ARG:NH1	2:B:75:ILE:HD13	11	1.86
(1,37)	1:A:104:ARG:NH1	2:B:75:ILE:HG12	11	1.86
(1,37)	1:A:104:ARG:NH1	2:B:75:ILE:HG13	11	1.86
(1,37)	1:A:104:ARG:NH1	2:B:75:ILE:HG21	11	1.86
(1,37)	1:A:104:ARG:NH1	2:B:75:ILE:HG22	11	1.86
(1,37)	1:A:104:ARG:NH1	2:B:75:ILE:HG23	11	1.86
(1,37)	1:A:104:ARG:NH1	2:B:75:ILE:N	11	1.86

*Continued on next page...*

*Continued from previous page...*

Key	Atom-1	Atom-2	Model ID	Violation (Å)
(1,37)	1:A:104:ARG:NH1	2:B:75:ILE:O	11	1.86
(1,37)	1:A:104:ARG:NH1	2:B:77:ALA:C	11	1.86
(1,37)	1:A:104:ARG:NH1	2:B:77:ALA:CA	11	1.86
(1,37)	1:A:104:ARG:NH1	2:B:77:ALA:CB	11	1.86
(1,37)	1:A:104:ARG:NH1	2:B:77:ALA:H	11	1.86
(1,37)	1:A:104:ARG:NH1	2:B:77:ALA:HA	11	1.86
(1,37)	1:A:104:ARG:NH1	2:B:77:ALA:HB1	11	1.86
(1,37)	1:A:104:ARG:NH1	2:B:77:ALA:HB2	11	1.86
(1,37)	1:A:104:ARG:NH1	2:B:77:ALA:HB3	11	1.86
(1,37)	1:A:104:ARG:NH1	2:B:77:ALA:N	11	1.86
(1,37)	1:A:104:ARG:NH1	2:B:77:ALA:O	11	1.86
(1,37)	1:A:104:ARG:NH1	2:B:78:GLY:C	11	1.86
(1,37)	1:A:104:ARG:NH1	2:B:78:GLY:CA	11	1.86
(1,37)	1:A:104:ARG:NH1	2:B:78:GLY:H	11	1.86
(1,37)	1:A:104:ARG:NH1	2:B:78:GLY:HA2	11	1.86
(1,37)	1:A:104:ARG:NH1	2:B:78:GLY:HA3	11	1.86
(1,37)	1:A:104:ARG:NH1	2:B:78:GLY:N	11	1.86
(1,37)	1:A:104:ARG:NH1	2:B:78:GLY:O	11	1.86
(1,37)	1:A:104:ARG:NH1	2:B:79:LYS:C	11	1.86
(1,37)	1:A:104:ARG:NH1	2:B:79:LYS:CA	11	1.86
(1,37)	1:A:104:ARG:NH1	2:B:79:LYS:CB	11	1.86
(1,37)	1:A:104:ARG:NH1	2:B:79:LYS:CD	11	1.86
(1,37)	1:A:104:ARG:NH1	2:B:79:LYS:CE	11	1.86
(1,37)	1:A:104:ARG:NH1	2:B:79:LYS:CG	11	1.86
(1,37)	1:A:104:ARG:NH1	2:B:79:LYS:H	11	1.86
(1,37)	1:A:104:ARG:NH1	2:B:79:LYS:HA	11	1.86
(1,37)	1:A:104:ARG:NH1	2:B:79:LYS:HB2	11	1.86
(1,37)	1:A:104:ARG:NH1	2:B:79:LYS:HB3	11	1.86
(1,37)	1:A:104:ARG:NH1	2:B:79:LYS:HD2	11	1.86
(1,37)	1:A:104:ARG:NH1	2:B:79:LYS:HD3	11	1.86
(1,37)	1:A:104:ARG:NH1	2:B:79:LYS:HE2	11	1.86
(1,37)	1:A:104:ARG:NH1	2:B:79:LYS:HE3	11	1.86
(1,37)	1:A:104:ARG:NH1	2:B:79:LYS:HG2	11	1.86
(1,37)	1:A:104:ARG:NH1	2:B:79:LYS:HG3	11	1.86
(1,37)	1:A:104:ARG:NH1	2:B:79:LYS:HZ1	11	1.86
(1,37)	1:A:104:ARG:NH1	2:B:79:LYS:HZ2	11	1.86
(1,37)	1:A:104:ARG:NH1	2:B:79:LYS:HZ3	11	1.86
(1,37)	1:A:104:ARG:NH1	2:B:79:LYS:N	11	1.86
(1,37)	1:A:104:ARG:NH1	2:B:79:LYS:NZ	11	1.86
(1,37)	1:A:104:ARG:NH1	2:B:79:LYS:O	11	1.86
(1,37)	1:A:104:ARG:NH1	2:B:80:ILE:C	11	1.86
(1,37)	1:A:104:ARG:NH1	2:B:80:ILE:CA	11	1.86

*Continued on next page...*

*Continued from previous page...*

Key	Atom-1	Atom-2	Model ID	Violation (Å)
(1,37)	1:A:104:ARG:NH1	2:B:80:ILE:CB	11	1.86
(1,37)	1:A:104:ARG:NH1	2:B:80:ILE:CD1	11	1.86
(1,37)	1:A:104:ARG:NH1	2:B:80:ILE:CG1	11	1.86
(1,37)	1:A:104:ARG:NH1	2:B:80:ILE:CG2	11	1.86
(1,37)	1:A:104:ARG:NH1	2:B:80:ILE:H	11	1.86
(1,37)	1:A:104:ARG:NH1	2:B:80:ILE:HA	11	1.86
(1,37)	1:A:104:ARG:NH1	2:B:80:ILE:HB	11	1.86
(1,37)	1:A:104:ARG:NH1	2:B:80:ILE:HD11	11	1.86
(1,37)	1:A:104:ARG:NH1	2:B:80:ILE:HD12	11	1.86
(1,37)	1:A:104:ARG:NH1	2:B:80:ILE:HD13	11	1.86
(1,37)	1:A:104:ARG:NH1	2:B:80:ILE:HG12	11	1.86
(1,37)	1:A:104:ARG:NH1	2:B:80:ILE:HG13	11	1.86
(1,37)	1:A:104:ARG:NH1	2:B:80:ILE:HG21	11	1.86
(1,37)	1:A:104:ARG:NH1	2:B:80:ILE:HG22	11	1.86
(1,37)	1:A:104:ARG:NH1	2:B:80:ILE:HG23	11	1.86
(1,37)	1:A:104:ARG:NH1	2:B:80:ILE:N	11	1.86
(1,37)	1:A:104:ARG:NH1	2:B:80:ILE:O	11	1.86
(1,37)	1:A:104:ARG:NH1	2:B:84:GLN:C	11	1.86
(1,37)	1:A:104:ARG:NH1	2:B:84:GLN:CA	11	1.86
(1,37)	1:A:104:ARG:NH1	2:B:84:GLN:CB	11	1.86
(1,37)	1:A:104:ARG:NH1	2:B:84:GLN:CD	11	1.86
(1,37)	1:A:104:ARG:NH1	2:B:84:GLN:CG	11	1.86
(1,37)	1:A:104:ARG:NH1	2:B:84:GLN:H	11	1.86
(1,37)	1:A:104:ARG:NH1	2:B:84:GLN:HA	11	1.86
(1,37)	1:A:104:ARG:NH1	2:B:84:GLN:HB2	11	1.86
(1,37)	1:A:104:ARG:NH1	2:B:84:GLN:HB3	11	1.86
(1,37)	1:A:104:ARG:NH1	2:B:84:GLN:HE21	11	1.86
(1,37)	1:A:104:ARG:NH1	2:B:84:GLN:HE22	11	1.86
(1,37)	1:A:104:ARG:NH1	2:B:84:GLN:HG2	11	1.86
(1,37)	1:A:104:ARG:NH1	2:B:84:GLN:HG3	11	1.86
(1,37)	1:A:104:ARG:NH1	2:B:84:GLN:N	11	1.86
(1,37)	1:A:104:ARG:NH1	2:B:84:GLN:NE2	11	1.86
(1,37)	1:A:104:ARG:NH1	2:B:84:GLN:O	11	1.86
(1,37)	1:A:104:ARG:NH1	2:B:84:GLN:OE1	11	1.86
(1,37)	1:A:104:ARG:NH1	2:B:97:THR:C	11	1.86
(1,37)	1:A:104:ARG:NH1	2:B:97:THR:CA	11	1.86
(1,37)	1:A:104:ARG:NH1	2:B:97:THR:CB	11	1.86
(1,37)	1:A:104:ARG:NH1	2:B:97:THR:CG2	11	1.86
(1,37)	1:A:104:ARG:NH1	2:B:97:THR:H	11	1.86
(1,37)	1:A:104:ARG:NH1	2:B:97:THR:HA	11	1.86
(1,37)	1:A:104:ARG:NH1	2:B:97:THR:HB	11	1.86
(1,37)	1:A:104:ARG:NH1	2:B:97:THR:HG1	11	1.86

*Continued on next page...*

*Continued from previous page...*

Key	Atom-1	Atom-2	Model ID	Violation (Å)
(1,37)	1:A:104:ARG:NH1	2:B:97:THR:HG21	11	1.86
(1,37)	1:A:104:ARG:NH1	2:B:97:THR:HG22	11	1.86
(1,37)	1:A:104:ARG:NH1	2:B:97:THR:HG23	11	1.86
(1,37)	1:A:104:ARG:NH1	2:B:97:THR:N	11	1.86
(1,37)	1:A:104:ARG:NH1	2:B:97:THR:O	11	1.86
(1,37)	1:A:104:ARG:NH1	2:B:97:THR:OG1	11	1.86
(1,37)	1:A:104:ARG:NH1	2:B:99:HIS:C	11	1.86
(1,37)	1:A:104:ARG:NH1	2:B:99:HIS:CA	11	1.86
(1,37)	1:A:104:ARG:NH1	2:B:99:HIS:CB	11	1.86
(1,37)	1:A:104:ARG:NH1	2:B:99:HIS:CD2	11	1.86
(1,37)	1:A:104:ARG:NH1	2:B:99:HIS:CE1	11	1.86
(1,37)	1:A:104:ARG:NH1	2:B:99:HIS:CG	11	1.86
(1,37)	1:A:104:ARG:NH1	2:B:99:HIS:H	11	1.86
(1,37)	1:A:104:ARG:NH1	2:B:99:HIS:HA	11	1.86
(1,37)	1:A:104:ARG:NH1	2:B:99:HIS:HB2	11	1.86
(1,37)	1:A:104:ARG:NH1	2:B:99:HIS:HB3	11	1.86
(1,37)	1:A:104:ARG:NH1	2:B:99:HIS:HD1	11	1.86
(1,37)	1:A:104:ARG:NH1	2:B:99:HIS:HD2	11	1.86
(1,37)	1:A:104:ARG:NH1	2:B:99:HIS:HE1	11	1.86
(1,37)	1:A:104:ARG:NH1	2:B:99:HIS:HE2	11	1.86
(1,37)	1:A:104:ARG:NH1	2:B:99:HIS:N	11	1.86
(1,37)	1:A:104:ARG:NH1	2:B:99:HIS:ND1	11	1.86
(1,37)	1:A:104:ARG:NH1	2:B:99:HIS:NE2	11	1.86
(1,37)	1:A:104:ARG:NH1	2:B:99:HIS:O	11	1.86
(1,37)	1:A:104:ARG:NH1	2:B:101:VAL:C	11	1.86
(1,37)	1:A:104:ARG:NH1	2:B:101:VAL:CA	11	1.86
(1,37)	1:A:104:ARG:NH1	2:B:101:VAL:CB	11	1.86
(1,37)	1:A:104:ARG:NH1	2:B:101:VAL:CG1	11	1.86
(1,37)	1:A:104:ARG:NH1	2:B:101:VAL:CG2	11	1.86
(1,37)	1:A:104:ARG:NH1	2:B:101:VAL:H	11	1.86
(1,37)	1:A:104:ARG:NH1	2:B:101:VAL:HA	11	1.86
(1,37)	1:A:104:ARG:NH1	2:B:101:VAL:HB	11	1.86
(1,37)	1:A:104:ARG:NH1	2:B:101:VAL:HG11	11	1.86
(1,37)	1:A:104:ARG:NH1	2:B:101:VAL:HG12	11	1.86
(1,37)	1:A:104:ARG:NH1	2:B:101:VAL:HG13	11	1.86
(1,37)	1:A:104:ARG:NH1	2:B:101:VAL:HG21	11	1.86
(1,37)	1:A:104:ARG:NH1	2:B:101:VAL:HG22	11	1.86
(1,37)	1:A:104:ARG:NH1	2:B:101:VAL:HG23	11	1.86
(1,37)	1:A:104:ARG:NH1	2:B:101:VAL:N	11	1.86
(1,37)	1:A:104:ARG:NH1	2:B:101:VAL:O	11	1.86
(1,37)	1:A:104:ARG:NH2	2:B:75:ILE:C	11	1.86
(1,37)	1:A:104:ARG:NH2	2:B:75:ILE:CA	11	1.86

*Continued on next page...*

*Continued from previous page...*

Key	Atom-1	Atom-2	Model ID	Violation (Å)
(1,37)	1:A:104:ARG:NH2	2:B:75:ILE:CB	11	1.86
(1,37)	1:A:104:ARG:NH2	2:B:75:ILE:CD1	11	1.86
(1,37)	1:A:104:ARG:NH2	2:B:75:ILE:CG1	11	1.86
(1,37)	1:A:104:ARG:NH2	2:B:75:ILE:CG2	11	1.86
(1,37)	1:A:104:ARG:NH2	2:B:75:ILE:H	11	1.86
(1,37)	1:A:104:ARG:NH2	2:B:75:ILE:HA	11	1.86
(1,37)	1:A:104:ARG:NH2	2:B:75:ILE:HB	11	1.86
(1,37)	1:A:104:ARG:NH2	2:B:75:ILE:HD11	11	1.86
(1,37)	1:A:104:ARG:NH2	2:B:75:ILE:HD12	11	1.86
(1,37)	1:A:104:ARG:NH2	2:B:75:ILE:HD13	11	1.86
(1,37)	1:A:104:ARG:NH2	2:B:75:ILE:HG12	11	1.86
(1,37)	1:A:104:ARG:NH2	2:B:75:ILE:HG13	11	1.86
(1,37)	1:A:104:ARG:NH2	2:B:75:ILE:HG21	11	1.86
(1,37)	1:A:104:ARG:NH2	2:B:75:ILE:HG22	11	1.86
(1,37)	1:A:104:ARG:NH2	2:B:75:ILE:HG23	11	1.86
(1,37)	1:A:104:ARG:NH2	2:B:75:ILE:N	11	1.86
(1,37)	1:A:104:ARG:NH2	2:B:75:ILE:O	11	1.86
(1,37)	1:A:104:ARG:NH2	2:B:77:ALA:C	11	1.86
(1,37)	1:A:104:ARG:NH2	2:B:77:ALA:CA	11	1.86
(1,37)	1:A:104:ARG:NH2	2:B:77:ALA:CB	11	1.86
(1,37)	1:A:104:ARG:NH2	2:B:77:ALA:H	11	1.86
(1,37)	1:A:104:ARG:NH2	2:B:77:ALA:HA	11	1.86
(1,37)	1:A:104:ARG:NH2	2:B:77:ALA:HB1	11	1.86
(1,37)	1:A:104:ARG:NH2	2:B:77:ALA:HB2	11	1.86
(1,37)	1:A:104:ARG:NH2	2:B:77:ALA:HB3	11	1.86
(1,37)	1:A:104:ARG:NH2	2:B:77:ALA:N	11	1.86
(1,37)	1:A:104:ARG:NH2	2:B:77:ALA:O	11	1.86
(1,37)	1:A:104:ARG:NH2	2:B:78:GLY:C	11	1.86
(1,37)	1:A:104:ARG:NH2	2:B:78:GLY:CA	11	1.86
(1,37)	1:A:104:ARG:NH2	2:B:78:GLY:H	11	1.86
(1,37)	1:A:104:ARG:NH2	2:B:78:GLY:HA2	11	1.86
(1,37)	1:A:104:ARG:NH2	2:B:78:GLY:HA3	11	1.86
(1,37)	1:A:104:ARG:NH2	2:B:78:GLY:N	11	1.86
(1,37)	1:A:104:ARG:NH2	2:B:78:GLY:O	11	1.86
(1,37)	1:A:104:ARG:NH2	2:B:79:LYS:C	11	1.86
(1,37)	1:A:104:ARG:NH2	2:B:79:LYS:CA	11	1.86
(1,37)	1:A:104:ARG:NH2	2:B:79:LYS:CB	11	1.86
(1,37)	1:A:104:ARG:NH2	2:B:79:LYS:CD	11	1.86
(1,37)	1:A:104:ARG:NH2	2:B:79:LYS:CE	11	1.86
(1,37)	1:A:104:ARG:NH2	2:B:79:LYS:CG	11	1.86
(1,37)	1:A:104:ARG:NH2	2:B:79:LYS:H	11	1.86
(1,37)	1:A:104:ARG:NH2	2:B:79:LYS:HA	11	1.86

*Continued on next page...*

*Continued from previous page...*

Key	Atom-1	Atom-2	Model ID	Violation (Å)
(1,37)	1:A:104:ARG:NH2	2:B:79:LYS:HB2	11	1.86
(1,37)	1:A:104:ARG:NH2	2:B:79:LYS:HB3	11	1.86
(1,37)	1:A:104:ARG:NH2	2:B:79:LYS:HD2	11	1.86
(1,37)	1:A:104:ARG:NH2	2:B:79:LYS:HD3	11	1.86
(1,37)	1:A:104:ARG:NH2	2:B:79:LYS:HE2	11	1.86
(1,37)	1:A:104:ARG:NH2	2:B:79:LYS:HE3	11	1.86
(1,37)	1:A:104:ARG:NH2	2:B:79:LYS:HG2	11	1.86
(1,37)	1:A:104:ARG:NH2	2:B:79:LYS:HG3	11	1.86
(1,37)	1:A:104:ARG:NH2	2:B:79:LYS:HZ1	11	1.86
(1,37)	1:A:104:ARG:NH2	2:B:79:LYS:HZ2	11	1.86
(1,37)	1:A:104:ARG:NH2	2:B:79:LYS:HZ3	11	1.86
(1,37)	1:A:104:ARG:NH2	2:B:79:LYS:N	11	1.86
(1,37)	1:A:104:ARG:NH2	2:B:79:LYS:NZ	11	1.86
(1,37)	1:A:104:ARG:NH2	2:B:79:LYS:O	11	1.86
(1,37)	1:A:104:ARG:NH2	2:B:80:ILE:C	11	1.86
(1,37)	1:A:104:ARG:NH2	2:B:80:ILE:CA	11	1.86
(1,37)	1:A:104:ARG:NH2	2:B:80:ILE:CB	11	1.86
(1,37)	1:A:104:ARG:NH2	2:B:80:ILE:CD1	11	1.86
(1,37)	1:A:104:ARG:NH2	2:B:80:ILE:CG1	11	1.86
(1,37)	1:A:104:ARG:NH2	2:B:80:ILE:CG2	11	1.86
(1,37)	1:A:104:ARG:NH2	2:B:80:ILE:H	11	1.86
(1,37)	1:A:104:ARG:NH2	2:B:80:ILE:HA	11	1.86
(1,37)	1:A:104:ARG:NH2	2:B:80:ILE:HB	11	1.86
(1,37)	1:A:104:ARG:NH2	2:B:80:ILE:HD11	11	1.86
(1,37)	1:A:104:ARG:NH2	2:B:80:ILE:HD12	11	1.86
(1,37)	1:A:104:ARG:NH2	2:B:80:ILE:HD13	11	1.86
(1,37)	1:A:104:ARG:NH2	2:B:80:ILE:HG12	11	1.86
(1,37)	1:A:104:ARG:NH2	2:B:80:ILE:HG13	11	1.86
(1,37)	1:A:104:ARG:NH2	2:B:80:ILE:HG21	11	1.86
(1,37)	1:A:104:ARG:NH2	2:B:80:ILE:HG22	11	1.86
(1,37)	1:A:104:ARG:NH2	2:B:80:ILE:HG23	11	1.86
(1,37)	1:A:104:ARG:NH2	2:B:80:ILE:N	11	1.86
(1,37)	1:A:104:ARG:NH2	2:B:80:ILE:O	11	1.86
(1,37)	1:A:104:ARG:NH2	2:B:84:GLN:C	11	1.86
(1,37)	1:A:104:ARG:NH2	2:B:84:GLN:CA	11	1.86
(1,37)	1:A:104:ARG:NH2	2:B:84:GLN:CB	11	1.86
(1,37)	1:A:104:ARG:NH2	2:B:84:GLN:CD	11	1.86
(1,37)	1:A:104:ARG:NH2	2:B:84:GLN:CG	11	1.86
(1,37)	1:A:104:ARG:NH2	2:B:84:GLN:H	11	1.86
(1,37)	1:A:104:ARG:NH2	2:B:84:GLN:HA	11	1.86
(1,37)	1:A:104:ARG:NH2	2:B:84:GLN:HB2	11	1.86
(1,37)	1:A:104:ARG:NH2	2:B:84:GLN:HB3	11	1.86

*Continued on next page...*

*Continued from previous page...*

Key	Atom-1	Atom-2	Model ID	Violation (Å)
(1,37)	1:A:104:ARG:NH2	2:B:84:GLN:HE21	11	1.86
(1,37)	1:A:104:ARG:NH2	2:B:84:GLN:HE22	11	1.86
(1,37)	1:A:104:ARG:NH2	2:B:84:GLN:HG2	11	1.86
(1,37)	1:A:104:ARG:NH2	2:B:84:GLN:HG3	11	1.86
(1,37)	1:A:104:ARG:NH2	2:B:84:GLN:N	11	1.86
(1,37)	1:A:104:ARG:NH2	2:B:84:GLN:NE2	11	1.86
(1,37)	1:A:104:ARG:NH2	2:B:84:GLN:O	11	1.86
(1,37)	1:A:104:ARG:NH2	2:B:84:GLN:OE1	11	1.86
(1,37)	1:A:104:ARG:NH2	2:B:97:THR:C	11	1.86
(1,37)	1:A:104:ARG:NH2	2:B:97:THR:CA	11	1.86
(1,37)	1:A:104:ARG:NH2	2:B:97:THR:CB	11	1.86
(1,37)	1:A:104:ARG:NH2	2:B:97:THR:CG2	11	1.86
(1,37)	1:A:104:ARG:NH2	2:B:97:THR:H	11	1.86
(1,37)	1:A:104:ARG:NH2	2:B:97:THR:HA	11	1.86
(1,37)	1:A:104:ARG:NH2	2:B:97:THR:HB	11	1.86
(1,37)	1:A:104:ARG:NH2	2:B:97:THR:HG1	11	1.86
(1,37)	1:A:104:ARG:NH2	2:B:97:THR:HG21	11	1.86
(1,37)	1:A:104:ARG:NH2	2:B:97:THR:HG22	11	1.86
(1,37)	1:A:104:ARG:NH2	2:B:97:THR:HG23	11	1.86
(1,37)	1:A:104:ARG:NH2	2:B:97:THR:N	11	1.86
(1,37)	1:A:104:ARG:NH2	2:B:97:THR:O	11	1.86
(1,37)	1:A:104:ARG:NH2	2:B:97:THR:OG1	11	1.86
(1,37)	1:A:104:ARG:NH2	2:B:99:HIS:C	11	1.86
(1,37)	1:A:104:ARG:NH2	2:B:99:HIS:CA	11	1.86
(1,37)	1:A:104:ARG:NH2	2:B:99:HIS:CB	11	1.86
(1,37)	1:A:104:ARG:NH2	2:B:99:HIS:CD2	11	1.86
(1,37)	1:A:104:ARG:NH2	2:B:99:HIS:CE1	11	1.86
(1,37)	1:A:104:ARG:NH2	2:B:99:HIS:CG	11	1.86
(1,37)	1:A:104:ARG:NH2	2:B:99:HIS:H	11	1.86
(1,37)	1:A:104:ARG:NH2	2:B:99:HIS:HA	11	1.86
(1,37)	1:A:104:ARG:NH2	2:B:99:HIS:HB2	11	1.86
(1,37)	1:A:104:ARG:NH2	2:B:99:HIS:HB3	11	1.86
(1,37)	1:A:104:ARG:NH2	2:B:99:HIS:HD1	11	1.86
(1,37)	1:A:104:ARG:NH2	2:B:99:HIS:HD2	11	1.86
(1,37)	1:A:104:ARG:NH2	2:B:99:HIS:HE1	11	1.86
(1,37)	1:A:104:ARG:NH2	2:B:99:HIS:HE2	11	1.86
(1,37)	1:A:104:ARG:NH2	2:B:99:HIS:N	11	1.86
(1,37)	1:A:104:ARG:NH2	2:B:99:HIS:ND1	11	1.86
(1,37)	1:A:104:ARG:NH2	2:B:99:HIS:NE2	11	1.86
(1,37)	1:A:104:ARG:NH2	2:B:99:HIS:O	11	1.86
(1,37)	1:A:104:ARG:NH2	2:B:101:VAL:C	11	1.86
(1,37)	1:A:104:ARG:NH2	2:B:101:VAL:CA	11	1.86

*Continued on next page...*

*Continued from previous page...*

Key	Atom-1	Atom-2	Model ID	Violation (Å)
(1,37)	1:A:104:ARG:NH2	2:B:101:VAL:CB	11	1.86
(1,37)	1:A:104:ARG:NH2	2:B:101:VAL:CG1	11	1.86
(1,37)	1:A:104:ARG:NH2	2:B:101:VAL:CG2	11	1.86
(1,37)	1:A:104:ARG:NH2	2:B:101:VAL:H	11	1.86
(1,37)	1:A:104:ARG:NH2	2:B:101:VAL:HA	11	1.86
(1,37)	1:A:104:ARG:NH2	2:B:101:VAL:HB	11	1.86
(1,37)	1:A:104:ARG:NH2	2:B:101:VAL:HG11	11	1.86
(1,37)	1:A:104:ARG:NH2	2:B:101:VAL:HG12	11	1.86
(1,37)	1:A:104:ARG:NH2	2:B:101:VAL:HG13	11	1.86
(1,37)	1:A:104:ARG:NH2	2:B:101:VAL:HG21	11	1.86
(1,37)	1:A:104:ARG:NH2	2:B:101:VAL:HG22	11	1.86
(1,37)	1:A:104:ARG:NH2	2:B:101:VAL:HG23	11	1.86
(1,37)	1:A:104:ARG:NH2	2:B:101:VAL:N	11	1.86
(1,37)	1:A:104:ARG:NH2	2:B:101:VAL:O	11	1.86
(1,37)	1:A:104:ARG:O	2:B:75:ILE:C	11	1.86
(1,37)	1:A:104:ARG:O	2:B:75:ILE:CA	11	1.86
(1,37)	1:A:104:ARG:O	2:B:75:ILE:CB	11	1.86
(1,37)	1:A:104:ARG:O	2:B:75:ILE:CD1	11	1.86
(1,37)	1:A:104:ARG:O	2:B:75:ILE:CG1	11	1.86
(1,37)	1:A:104:ARG:O	2:B:75:ILE:CG2	11	1.86
(1,37)	1:A:104:ARG:O	2:B:75:ILE:H	11	1.86
(1,37)	1:A:104:ARG:O	2:B:75:ILE:HA	11	1.86
(1,37)	1:A:104:ARG:O	2:B:75:ILE:HB	11	1.86
(1,37)	1:A:104:ARG:O	2:B:75:ILE:HD11	11	1.86
(1,37)	1:A:104:ARG:O	2:B:75:ILE:HD12	11	1.86
(1,37)	1:A:104:ARG:O	2:B:75:ILE:HD13	11	1.86
(1,37)	1:A:104:ARG:O	2:B:75:ILE:HG12	11	1.86
(1,37)	1:A:104:ARG:O	2:B:75:ILE:HG13	11	1.86
(1,37)	1:A:104:ARG:O	2:B:75:ILE:HG21	11	1.86
(1,37)	1:A:104:ARG:O	2:B:75:ILE:HG22	11	1.86
(1,37)	1:A:104:ARG:O	2:B:75:ILE:HG23	11	1.86
(1,37)	1:A:104:ARG:O	2:B:75:ILE:N	11	1.86
(1,37)	1:A:104:ARG:O	2:B:75:ILE:O	11	1.86
(1,37)	1:A:104:ARG:O	2:B:77:ALA:C	11	1.86
(1,37)	1:A:104:ARG:O	2:B:77:ALA:CA	11	1.86
(1,37)	1:A:104:ARG:O	2:B:77:ALA:CB	11	1.86
(1,37)	1:A:104:ARG:O	2:B:77:ALA:H	11	1.86
(1,37)	1:A:104:ARG:O	2:B:77:ALA:HA	11	1.86
(1,37)	1:A:104:ARG:O	2:B:77:ALA:HB1	11	1.86
(1,37)	1:A:104:ARG:O	2:B:77:ALA:HB2	11	1.86
(1,37)	1:A:104:ARG:O	2:B:77:ALA:HB3	11	1.86
(1,37)	1:A:104:ARG:O	2:B:77:ALA:N	11	1.86

*Continued on next page...*



*Continued from previous page...*

Key	Atom-1	Atom-2	Model ID	Violation (Å)
(1,37)	1:A:104:ARG:O	2:B:77:ALA:O	11	1.86
(1,37)	1:A:104:ARG:O	2:B:78:GLY:C	11	1.86
(1,37)	1:A:104:ARG:O	2:B:78:GLY:CA	11	1.86
(1,37)	1:A:104:ARG:O	2:B:78:GLY:H	11	1.86
(1,37)	1:A:104:ARG:O	2:B:78:GLY:HA2	11	1.86
(1,37)	1:A:104:ARG:O	2:B:78:GLY:HA3	11	1.86
(1,37)	1:A:104:ARG:O	2:B:78:GLY:N	11	1.86
(1,37)	1:A:104:ARG:O	2:B:78:GLY:O	11	1.86
(1,37)	1:A:104:ARG:O	2:B:79:LYS:C	11	1.86
(1,37)	1:A:104:ARG:O	2:B:79:LYS:CA	11	1.86
(1,37)	1:A:104:ARG:O	2:B:79:LYS:CB	11	1.86
(1,37)	1:A:104:ARG:O	2:B:79:LYS:CD	11	1.86
(1,37)	1:A:104:ARG:O	2:B:79:LYS:CE	11	1.86
(1,37)	1:A:104:ARG:O	2:B:79:LYS:CG	11	1.86
(1,37)	1:A:104:ARG:O	2:B:79:LYS:H	11	1.86
(1,37)	1:A:104:ARG:O	2:B:79:LYS:HA	11	1.86
(1,37)	1:A:104:ARG:O	2:B:79:LYS:HB2	11	1.86
(1,37)	1:A:104:ARG:O	2:B:79:LYS:HB3	11	1.86
(1,37)	1:A:104:ARG:O	2:B:79:LYS:HD2	11	1.86
(1,37)	1:A:104:ARG:O	2:B:79:LYS:HD3	11	1.86
(1,37)	1:A:104:ARG:O	2:B:79:LYS:HE2	11	1.86
(1,37)	1:A:104:ARG:O	2:B:79:LYS:HE3	11	1.86
(1,37)	1:A:104:ARG:O	2:B:79:LYS:HG2	11	1.86
(1,37)	1:A:104:ARG:O	2:B:79:LYS:HG3	11	1.86
(1,37)	1:A:104:ARG:O	2:B:79:LYS:HZ1	11	1.86
(1,37)	1:A:104:ARG:O	2:B:79:LYS:HZ2	11	1.86
(1,37)	1:A:104:ARG:O	2:B:79:LYS:HZ3	11	1.86
(1,37)	1:A:104:ARG:O	2:B:79:LYS:N	11	1.86
(1,37)	1:A:104:ARG:O	2:B:79:LYS:NZ	11	1.86
(1,37)	1:A:104:ARG:O	2:B:79:LYS:O	11	1.86
(1,37)	1:A:104:ARG:O	2:B:80:ILE:C	11	1.86
(1,37)	1:A:104:ARG:O	2:B:80:ILE:CA	11	1.86
(1,37)	1:A:104:ARG:O	2:B:80:ILE:CB	11	1.86
(1,37)	1:A:104:ARG:O	2:B:80:ILE:CD1	11	1.86
(1,37)	1:A:104:ARG:O	2:B:80:ILE:CG1	11	1.86
(1,37)	1:A:104:ARG:O	2:B:80:ILE:CG2	11	1.86
(1,37)	1:A:104:ARG:O	2:B:80:ILE:H	11	1.86
(1,37)	1:A:104:ARG:O	2:B:80:ILE:HA	11	1.86
(1,37)	1:A:104:ARG:O	2:B:80:ILE:HB	11	1.86
(1,37)	1:A:104:ARG:O	2:B:80:ILE:HD11	11	1.86
(1,37)	1:A:104:ARG:O	2:B:80:ILE:HD12	11	1.86
(1,37)	1:A:104:ARG:O	2:B:80:ILE:HD13	11	1.86

*Continued on next page...*

*Continued from previous page...*

Key	Atom-1	Atom-2	Model ID	Violation (Å)
(1,37)	1:A:104:ARG:O	2:B:80:ILE:HG12	11	1.86
(1,37)	1:A:104:ARG:O	2:B:80:ILE:HG13	11	1.86
(1,37)	1:A:104:ARG:O	2:B:80:ILE:HG21	11	1.86
(1,37)	1:A:104:ARG:O	2:B:80:ILE:HG22	11	1.86
(1,37)	1:A:104:ARG:O	2:B:80:ILE:HG23	11	1.86
(1,37)	1:A:104:ARG:O	2:B:80:ILE:N	11	1.86
(1,37)	1:A:104:ARG:O	2:B:80:ILE:O	11	1.86
(1,37)	1:A:104:ARG:O	2:B:84:GLN:C	11	1.86
(1,37)	1:A:104:ARG:O	2:B:84:GLN:CA	11	1.86
(1,37)	1:A:104:ARG:O	2:B:84:GLN:CB	11	1.86
(1,37)	1:A:104:ARG:O	2:B:84:GLN:CD	11	1.86
(1,37)	1:A:104:ARG:O	2:B:84:GLN:CG	11	1.86
(1,37)	1:A:104:ARG:O	2:B:84:GLN:H	11	1.86
(1,37)	1:A:104:ARG:O	2:B:84:GLN:HA	11	1.86
(1,37)	1:A:104:ARG:O	2:B:84:GLN:HB2	11	1.86
(1,37)	1:A:104:ARG:O	2:B:84:GLN:HB3	11	1.86
(1,37)	1:A:104:ARG:O	2:B:84:GLN:HE21	11	1.86
(1,37)	1:A:104:ARG:O	2:B:84:GLN:HE22	11	1.86
(1,37)	1:A:104:ARG:O	2:B:84:GLN:HG2	11	1.86
(1,37)	1:A:104:ARG:O	2:B:84:GLN:HG3	11	1.86
(1,37)	1:A:104:ARG:O	2:B:84:GLN:N	11	1.86
(1,37)	1:A:104:ARG:O	2:B:84:GLN:NE2	11	1.86
(1,37)	1:A:104:ARG:O	2:B:84:GLN:O	11	1.86
(1,37)	1:A:104:ARG:O	2:B:84:GLN:OE1	11	1.86
(1,37)	1:A:104:ARG:O	2:B:97:THR:C	11	1.86
(1,37)	1:A:104:ARG:O	2:B:97:THR:CA	11	1.86
(1,37)	1:A:104:ARG:O	2:B:97:THR:CB	11	1.86
(1,37)	1:A:104:ARG:O	2:B:97:THR:CG2	11	1.86
(1,37)	1:A:104:ARG:O	2:B:97:THR:H	11	1.86
(1,37)	1:A:104:ARG:O	2:B:97:THR:HA	11	1.86
(1,37)	1:A:104:ARG:O	2:B:97:THR:HB	11	1.86
(1,37)	1:A:104:ARG:O	2:B:97:THR:HG1	11	1.86
(1,37)	1:A:104:ARG:O	2:B:97:THR:HG21	11	1.86
(1,37)	1:A:104:ARG:O	2:B:97:THR:HG22	11	1.86
(1,37)	1:A:104:ARG:O	2:B:97:THR:HG23	11	1.86
(1,37)	1:A:104:ARG:O	2:B:97:THR:N	11	1.86
(1,37)	1:A:104:ARG:O	2:B:97:THR:O	11	1.86
(1,37)	1:A:104:ARG:O	2:B:97:THR:OG1	11	1.86
(1,37)	1:A:104:ARG:O	2:B:99:HIS:C	11	1.86
(1,37)	1:A:104:ARG:O	2:B:99:HIS:CA	11	1.86
(1,37)	1:A:104:ARG:O	2:B:99:HIS:CB	11	1.86
(1,37)	1:A:104:ARG:O	2:B:99:HIS:CD2	11	1.86

*Continued on next page...*

*Continued from previous page...*

Key	Atom-1	Atom-2	Model ID	Violation (Å)
(1,37)	1:A:104:ARG:O	2:B:99:HIS:CE1	11	1.86
(1,37)	1:A:104:ARG:O	2:B:99:HIS:CG	11	1.86
(1,37)	1:A:104:ARG:O	2:B:99:HIS:H	11	1.86
(1,37)	1:A:104:ARG:O	2:B:99:HIS:HA	11	1.86
(1,37)	1:A:104:ARG:O	2:B:99:HIS:HB2	11	1.86
(1,37)	1:A:104:ARG:O	2:B:99:HIS:HB3	11	1.86
(1,37)	1:A:104:ARG:O	2:B:99:HIS:HD1	11	1.86
(1,37)	1:A:104:ARG:O	2:B:99:HIS:HD2	11	1.86
(1,37)	1:A:104:ARG:O	2:B:99:HIS:HE1	11	1.86
(1,37)	1:A:104:ARG:O	2:B:99:HIS:HE2	11	1.86
(1,37)	1:A:104:ARG:O	2:B:99:HIS:N	11	1.86
(1,37)	1:A:104:ARG:O	2:B:99:HIS:ND1	11	1.86
(1,37)	1:A:104:ARG:O	2:B:99:HIS:NE2	11	1.86
(1,37)	1:A:104:ARG:O	2:B:99:HIS:O	11	1.86
(1,37)	1:A:104:ARG:O	2:B:101:VAL:C	11	1.86
(1,37)	1:A:104:ARG:O	2:B:101:VAL:CA	11	1.86
(1,37)	1:A:104:ARG:O	2:B:101:VAL:CB	11	1.86
(1,37)	1:A:104:ARG:O	2:B:101:VAL:CG1	11	1.86
(1,37)	1:A:104:ARG:O	2:B:101:VAL:CG2	11	1.86
(1,37)	1:A:104:ARG:O	2:B:101:VAL:H	11	1.86
(1,37)	1:A:104:ARG:O	2:B:101:VAL:HA	11	1.86
(1,37)	1:A:104:ARG:O	2:B:101:VAL:HB	11	1.86
(1,37)	1:A:104:ARG:O	2:B:101:VAL:HG11	11	1.86
(1,37)	1:A:104:ARG:O	2:B:101:VAL:HG12	11	1.86
(1,37)	1:A:104:ARG:O	2:B:101:VAL:HG13	11	1.86
(1,37)	1:A:104:ARG:O	2:B:101:VAL:HG21	11	1.86
(1,37)	1:A:104:ARG:O	2:B:101:VAL:HG22	11	1.86
(1,37)	1:A:104:ARG:O	2:B:101:VAL:HG23	11	1.86
(1,37)	1:A:104:ARG:O	2:B:101:VAL:N	11	1.86
(1,37)	1:A:104:ARG:O	2:B:101:VAL:O	11	1.86
(1,33)	1:A:55:SER:C	2:B:75:ILE:C	3	1.86
(1,33)	1:A:55:SER:C	2:B:75:ILE:CA	3	1.86
(1,33)	1:A:55:SER:C	2:B:75:ILE:CB	3	1.86
(1,33)	1:A:55:SER:C	2:B:75:ILE:CD1	3	1.86
(1,33)	1:A:55:SER:C	2:B:75:ILE:CG1	3	1.86
(1,33)	1:A:55:SER:C	2:B:75:ILE:CG2	3	1.86
(1,33)	1:A:55:SER:C	2:B:75:ILE:H	3	1.86
(1,33)	1:A:55:SER:C	2:B:75:ILE:HA	3	1.86
(1,33)	1:A:55:SER:C	2:B:75:ILE:HB	3	1.86
(1,33)	1:A:55:SER:C	2:B:75:ILE:HD11	3	1.86
(1,33)	1:A:55:SER:C	2:B:75:ILE:HD12	3	1.86
(1,33)	1:A:55:SER:C	2:B:75:ILE:HD13	3	1.86

*Continued on next page...*

*Continued from previous page...*

Key	Atom-1	Atom-2	Model ID	Violation (Å)
(1,33)	1:A:55:SER:C	2:B:75:ILE:HG12	3	1.86
(1,33)	1:A:55:SER:C	2:B:75:ILE:HG13	3	1.86
(1,33)	1:A:55:SER:C	2:B:75:ILE:HG21	3	1.86
(1,33)	1:A:55:SER:C	2:B:75:ILE:HG22	3	1.86
(1,33)	1:A:55:SER:C	2:B:75:ILE:HG23	3	1.86
(1,33)	1:A:55:SER:C	2:B:75:ILE:N	3	1.86
(1,33)	1:A:55:SER:C	2:B:75:ILE:O	3	1.86
(1,33)	1:A:55:SER:C	2:B:77:ALA:C	3	1.86
(1,33)	1:A:55:SER:C	2:B:77:ALA:CA	3	1.86
(1,33)	1:A:55:SER:C	2:B:77:ALA:CB	3	1.86
(1,33)	1:A:55:SER:C	2:B:77:ALA:H	3	1.86
(1,33)	1:A:55:SER:C	2:B:77:ALA:HA	3	1.86
(1,33)	1:A:55:SER:C	2:B:77:ALA:HB1	3	1.86
(1,33)	1:A:55:SER:C	2:B:77:ALA:HB2	3	1.86
(1,33)	1:A:55:SER:C	2:B:77:ALA:HB3	3	1.86
(1,33)	1:A:55:SER:C	2:B:77:ALA:N	3	1.86
(1,33)	1:A:55:SER:C	2:B:77:ALA:O	3	1.86
(1,33)	1:A:55:SER:C	2:B:78:GLY:C	3	1.86
(1,33)	1:A:55:SER:C	2:B:78:GLY:CA	3	1.86
(1,33)	1:A:55:SER:C	2:B:78:GLY:H	3	1.86
(1,33)	1:A:55:SER:C	2:B:78:GLY:HA2	3	1.86
(1,33)	1:A:55:SER:C	2:B:78:GLY:HA3	3	1.86
(1,33)	1:A:55:SER:C	2:B:78:GLY:N	3	1.86
(1,33)	1:A:55:SER:C	2:B:78:GLY:O	3	1.86
(1,33)	1:A:55:SER:C	2:B:79:LYS:C	3	1.86
(1,33)	1:A:55:SER:C	2:B:79:LYS:CA	3	1.86
(1,33)	1:A:55:SER:C	2:B:79:LYS:CB	3	1.86
(1,33)	1:A:55:SER:C	2:B:79:LYS:CD	3	1.86
(1,33)	1:A:55:SER:C	2:B:79:LYS:CE	3	1.86
(1,33)	1:A:55:SER:C	2:B:79:LYS:CG	3	1.86
(1,33)	1:A:55:SER:C	2:B:79:LYS:H	3	1.86
(1,33)	1:A:55:SER:C	2:B:79:LYS:HA	3	1.86
(1,33)	1:A:55:SER:C	2:B:79:LYS:HB2	3	1.86
(1,33)	1:A:55:SER:C	2:B:79:LYS:HB3	3	1.86
(1,33)	1:A:55:SER:C	2:B:79:LYS:HD2	3	1.86
(1,33)	1:A:55:SER:C	2:B:79:LYS:HD3	3	1.86
(1,33)	1:A:55:SER:C	2:B:79:LYS:HE2	3	1.86
(1,33)	1:A:55:SER:C	2:B:79:LYS:HE3	3	1.86
(1,33)	1:A:55:SER:C	2:B:79:LYS:HG2	3	1.86
(1,33)	1:A:55:SER:C	2:B:79:LYS:HG3	3	1.86
(1,33)	1:A:55:SER:C	2:B:79:LYS:HZ1	3	1.86
(1,33)	1:A:55:SER:C	2:B:79:LYS:HZ2	3	1.86

*Continued on next page...*

*Continued from previous page...*

Key	Atom-1	Atom-2	Model ID	Violation (Å)
(1,33)	1:A:55:SER:C	2:B:79:LYS:HZ3	3	1.86
(1,33)	1:A:55:SER:C	2:B:79:LYS:N	3	1.86
(1,33)	1:A:55:SER:C	2:B:79:LYS:NZ	3	1.86
(1,33)	1:A:55:SER:C	2:B:79:LYS:O	3	1.86
(1,33)	1:A:55:SER:C	2:B:80:ILE:C	3	1.86
(1,33)	1:A:55:SER:C	2:B:80:ILE:CA	3	1.86
(1,33)	1:A:55:SER:C	2:B:80:ILE:CB	3	1.86
(1,33)	1:A:55:SER:C	2:B:80:ILE:CD1	3	1.86
(1,33)	1:A:55:SER:C	2:B:80:ILE:CG1	3	1.86
(1,33)	1:A:55:SER:C	2:B:80:ILE:CG2	3	1.86
(1,33)	1:A:55:SER:C	2:B:80:ILE:H	3	1.86
(1,33)	1:A:55:SER:C	2:B:80:ILE:HA	3	1.86
(1,33)	1:A:55:SER:C	2:B:80:ILE:HB	3	1.86
(1,33)	1:A:55:SER:C	2:B:80:ILE:HD11	3	1.86
(1,33)	1:A:55:SER:C	2:B:80:ILE:HD12	3	1.86
(1,33)	1:A:55:SER:C	2:B:80:ILE:HD13	3	1.86
(1,33)	1:A:55:SER:C	2:B:80:ILE:HG12	3	1.86
(1,33)	1:A:55:SER:C	2:B:80:ILE:HG13	3	1.86
(1,33)	1:A:55:SER:C	2:B:80:ILE:HG21	3	1.86
(1,33)	1:A:55:SER:C	2:B:80:ILE:HG22	3	1.86
(1,33)	1:A:55:SER:C	2:B:80:ILE:HG23	3	1.86
(1,33)	1:A:55:SER:C	2:B:80:ILE:N	3	1.86
(1,33)	1:A:55:SER:C	2:B:80:ILE:O	3	1.86
(1,33)	1:A:55:SER:C	2:B:84:GLN:C	3	1.86
(1,33)	1:A:55:SER:C	2:B:84:GLN:CA	3	1.86
(1,33)	1:A:55:SER:C	2:B:84:GLN:CB	3	1.86
(1,33)	1:A:55:SER:C	2:B:84:GLN:CD	3	1.86
(1,33)	1:A:55:SER:C	2:B:84:GLN:CG	3	1.86
(1,33)	1:A:55:SER:C	2:B:84:GLN:H	3	1.86
(1,33)	1:A:55:SER:C	2:B:84:GLN:HA	3	1.86
(1,33)	1:A:55:SER:C	2:B:84:GLN:HB2	3	1.86
(1,33)	1:A:55:SER:C	2:B:84:GLN:HB3	3	1.86
(1,33)	1:A:55:SER:C	2:B:84:GLN:HE21	3	1.86
(1,33)	1:A:55:SER:C	2:B:84:GLN:HE22	3	1.86
(1,33)	1:A:55:SER:C	2:B:84:GLN:HG2	3	1.86
(1,33)	1:A:55:SER:C	2:B:84:GLN:HG3	3	1.86
(1,33)	1:A:55:SER:C	2:B:84:GLN:N	3	1.86
(1,33)	1:A:55:SER:C	2:B:84:GLN:NE2	3	1.86
(1,33)	1:A:55:SER:C	2:B:84:GLN:O	3	1.86
(1,33)	1:A:55:SER:C	2:B:84:GLN:OE1	3	1.86
(1,33)	1:A:55:SER:C	2:B:97:THR:C	3	1.86
(1,33)	1:A:55:SER:C	2:B:97:THR:CA	3	1.86

*Continued on next page...*

*Continued from previous page...*

Key	Atom-1	Atom-2	Model ID	Violation (Å)
(1,33)	1:A:55:SER:C	2:B:97:THR:CB	3	1.86
(1,33)	1:A:55:SER:C	2:B:97:THR:CG2	3	1.86
(1,33)	1:A:55:SER:C	2:B:97:THR:H	3	1.86
(1,33)	1:A:55:SER:C	2:B:97:THR:HA	3	1.86
(1,33)	1:A:55:SER:C	2:B:97:THR:HB	3	1.86
(1,33)	1:A:55:SER:C	2:B:97:THR:HG1	3	1.86
(1,33)	1:A:55:SER:C	2:B:97:THR:HG21	3	1.86
(1,33)	1:A:55:SER:C	2:B:97:THR:HG22	3	1.86
(1,33)	1:A:55:SER:C	2:B:97:THR:HG23	3	1.86
(1,33)	1:A:55:SER:C	2:B:97:THR:N	3	1.86
(1,33)	1:A:55:SER:C	2:B:97:THR:O	3	1.86
(1,33)	1:A:55:SER:C	2:B:97:THR:OG1	3	1.86
(1,33)	1:A:55:SER:C	2:B:99:HIS:C	3	1.86
(1,33)	1:A:55:SER:C	2:B:99:HIS:CA	3	1.86
(1,33)	1:A:55:SER:C	2:B:99:HIS:CB	3	1.86
(1,33)	1:A:55:SER:C	2:B:99:HIS:CD2	3	1.86
(1,33)	1:A:55:SER:C	2:B:99:HIS:CE1	3	1.86
(1,33)	1:A:55:SER:C	2:B:99:HIS:CG	3	1.86
(1,33)	1:A:55:SER:C	2:B:99:HIS:H	3	1.86
(1,33)	1:A:55:SER:C	2:B:99:HIS:HA	3	1.86
(1,33)	1:A:55:SER:C	2:B:99:HIS:HB2	3	1.86
(1,33)	1:A:55:SER:C	2:B:99:HIS:HB3	3	1.86
(1,33)	1:A:55:SER:C	2:B:99:HIS:HD1	3	1.86
(1,33)	1:A:55:SER:C	2:B:99:HIS:HD2	3	1.86
(1,33)	1:A:55:SER:C	2:B:99:HIS:HE1	3	1.86
(1,33)	1:A:55:SER:C	2:B:99:HIS:HE2	3	1.86
(1,33)	1:A:55:SER:C	2:B:99:HIS:N	3	1.86
(1,33)	1:A:55:SER:C	2:B:99:HIS:ND1	3	1.86
(1,33)	1:A:55:SER:C	2:B:99:HIS:NE2	3	1.86
(1,33)	1:A:55:SER:C	2:B:99:HIS:O	3	1.86
(1,33)	1:A:55:SER:C	2:B:101:VAL:C	3	1.86
(1,33)	1:A:55:SER:C	2:B:101:VAL:CA	3	1.86
(1,33)	1:A:55:SER:C	2:B:101:VAL:CB	3	1.86
(1,33)	1:A:55:SER:C	2:B:101:VAL:CG1	3	1.86
(1,33)	1:A:55:SER:C	2:B:101:VAL:CG2	3	1.86
(1,33)	1:A:55:SER:C	2:B:101:VAL:H	3	1.86
(1,33)	1:A:55:SER:C	2:B:101:VAL:HA	3	1.86
(1,33)	1:A:55:SER:C	2:B:101:VAL:HB	3	1.86
(1,33)	1:A:55:SER:C	2:B:101:VAL:HG11	3	1.86
(1,33)	1:A:55:SER:C	2:B:101:VAL:HG12	3	1.86
(1,33)	1:A:55:SER:C	2:B:101:VAL:HG13	3	1.86
(1,33)	1:A:55:SER:C	2:B:101:VAL:HG21	3	1.86

*Continued on next page...*

*Continued from previous page...*

Key	Atom-1	Atom-2	Model ID	Violation (Å)
(1,33)	1:A:55:SER:C	2:B:101:VAL:HG22	3	1.86
(1,33)	1:A:55:SER:C	2:B:101:VAL:HG23	3	1.86
(1,33)	1:A:55:SER:C	2:B:101:VAL:N	3	1.86
(1,33)	1:A:55:SER:C	2:B:101:VAL:O	3	1.86
(1,33)	1:A:55:SER:CA	2:B:75:ILE:C	3	1.86
(1,33)	1:A:55:SER:CA	2:B:75:ILE:CA	3	1.86
(1,33)	1:A:55:SER:CA	2:B:75:ILE:CB	3	1.86
(1,33)	1:A:55:SER:CA	2:B:75:ILE:CD1	3	1.86
(1,33)	1:A:55:SER:CA	2:B:75:ILE:CG1	3	1.86
(1,33)	1:A:55:SER:CA	2:B:75:ILE:CG2	3	1.86
(1,33)	1:A:55:SER:CA	2:B:75:ILE:H	3	1.86
(1,33)	1:A:55:SER:CA	2:B:75:ILE:HA	3	1.86
(1,33)	1:A:55:SER:CA	2:B:75:ILE:HB	3	1.86
(1,33)	1:A:55:SER:CA	2:B:75:ILE:HD11	3	1.86
(1,33)	1:A:55:SER:CA	2:B:75:ILE:HD12	3	1.86
(1,33)	1:A:55:SER:CA	2:B:75:ILE:HD13	3	1.86
(1,33)	1:A:55:SER:CA	2:B:75:ILE:HG12	3	1.86
(1,33)	1:A:55:SER:CA	2:B:75:ILE:HG13	3	1.86
(1,33)	1:A:55:SER:CA	2:B:75:ILE:HG21	3	1.86
(1,33)	1:A:55:SER:CA	2:B:75:ILE:HG22	3	1.86
(1,33)	1:A:55:SER:CA	2:B:75:ILE:HG23	3	1.86
(1,33)	1:A:55:SER:CA	2:B:75:ILE:N	3	1.86
(1,33)	1:A:55:SER:CA	2:B:75:ILE:O	3	1.86
(1,33)	1:A:55:SER:CA	2:B:77:ALA:C	3	1.86
(1,33)	1:A:55:SER:CA	2:B:77:ALA:CA	3	1.86
(1,33)	1:A:55:SER:CA	2:B:77:ALA:CB	3	1.86
(1,33)	1:A:55:SER:CA	2:B:77:ALA:H	3	1.86
(1,33)	1:A:55:SER:CA	2:B:77:ALA:HA	3	1.86
(1,33)	1:A:55:SER:CA	2:B:77:ALA:HB1	3	1.86
(1,33)	1:A:55:SER:CA	2:B:77:ALA:HB2	3	1.86
(1,33)	1:A:55:SER:CA	2:B:77:ALA:HB3	3	1.86
(1,33)	1:A:55:SER:CA	2:B:77:ALA:N	3	1.86
(1,33)	1:A:55:SER:CA	2:B:77:ALA:O	3	1.86
(1,33)	1:A:55:SER:CA	2:B:78:GLY:C	3	1.86
(1,33)	1:A:55:SER:CA	2:B:78:GLY:CA	3	1.86
(1,33)	1:A:55:SER:CA	2:B:78:GLY:H	3	1.86
(1,33)	1:A:55:SER:CA	2:B:78:GLY:HA2	3	1.86
(1,33)	1:A:55:SER:CA	2:B:78:GLY:HA3	3	1.86
(1,33)	1:A:55:SER:CA	2:B:78:GLY:N	3	1.86
(1,33)	1:A:55:SER:CA	2:B:78:GLY:O	3	1.86
(1,33)	1:A:55:SER:CA	2:B:79:LYS:C	3	1.86
(1,33)	1:A:55:SER:CA	2:B:79:LYS:CA	3	1.86

*Continued on next page...*

*Continued from previous page...*

Key	Atom-1	Atom-2	Model ID	Violation (Å)
(1,33)	1:A:55:SER:CA	2:B:79:LYS:CB	3	1.86
(1,33)	1:A:55:SER:CA	2:B:79:LYS:CD	3	1.86
(1,33)	1:A:55:SER:CA	2:B:79:LYS:CE	3	1.86
(1,33)	1:A:55:SER:CA	2:B:79:LYS:CG	3	1.86
(1,33)	1:A:55:SER:CA	2:B:79:LYS:H	3	1.86
(1,33)	1:A:55:SER:CA	2:B:79:LYS:HA	3	1.86
(1,33)	1:A:55:SER:CA	2:B:79:LYS:HB2	3	1.86
(1,33)	1:A:55:SER:CA	2:B:79:LYS:HB3	3	1.86
(1,33)	1:A:55:SER:CA	2:B:79:LYS:HD2	3	1.86
(1,33)	1:A:55:SER:CA	2:B:79:LYS:HD3	3	1.86
(1,33)	1:A:55:SER:CA	2:B:79:LYS:HE2	3	1.86
(1,33)	1:A:55:SER:CA	2:B:79:LYS:HE3	3	1.86
(1,33)	1:A:55:SER:CA	2:B:79:LYS:HG2	3	1.86
(1,33)	1:A:55:SER:CA	2:B:79:LYS:HG3	3	1.86
(1,33)	1:A:55:SER:CA	2:B:79:LYS:HZ1	3	1.86
(1,33)	1:A:55:SER:CA	2:B:79:LYS:HZ2	3	1.86
(1,33)	1:A:55:SER:CA	2:B:79:LYS:HZ3	3	1.86
(1,33)	1:A:55:SER:CA	2:B:79:LYS:N	3	1.86
(1,33)	1:A:55:SER:CA	2:B:79:LYS:NZ	3	1.86
(1,33)	1:A:55:SER:CA	2:B:79:LYS:O	3	1.86
(1,33)	1:A:55:SER:CA	2:B:80:ILE:C	3	1.86
(1,33)	1:A:55:SER:CA	2:B:80:ILE:CA	3	1.86
(1,33)	1:A:55:SER:CA	2:B:80:ILE:CB	3	1.86
(1,33)	1:A:55:SER:CA	2:B:80:ILE:CD1	3	1.86
(1,33)	1:A:55:SER:CA	2:B:80:ILE:CG1	3	1.86
(1,33)	1:A:55:SER:CA	2:B:80:ILE:CG2	3	1.86
(1,33)	1:A:55:SER:CA	2:B:80:ILE:H	3	1.86
(1,33)	1:A:55:SER:CA	2:B:80:ILE:HA	3	1.86
(1,33)	1:A:55:SER:CA	2:B:80:ILE:HB	3	1.86
(1,33)	1:A:55:SER:CA	2:B:80:ILE:HD11	3	1.86
(1,33)	1:A:55:SER:CA	2:B:80:ILE:HD12	3	1.86
(1,33)	1:A:55:SER:CA	2:B:80:ILE:HD13	3	1.86
(1,33)	1:A:55:SER:CA	2:B:80:ILE:HG12	3	1.86
(1,33)	1:A:55:SER:CA	2:B:80:ILE:HG13	3	1.86
(1,33)	1:A:55:SER:CA	2:B:80:ILE:HG21	3	1.86
(1,33)	1:A:55:SER:CA	2:B:80:ILE:HG22	3	1.86
(1,33)	1:A:55:SER:CA	2:B:80:ILE:HG23	3	1.86
(1,33)	1:A:55:SER:CA	2:B:80:ILE:N	3	1.86
(1,33)	1:A:55:SER:CA	2:B:80:ILE:O	3	1.86
(1,33)	1:A:55:SER:CA	2:B:84:GLN:C	3	1.86
(1,33)	1:A:55:SER:CA	2:B:84:GLN:CA	3	1.86
(1,33)	1:A:55:SER:CA	2:B:84:GLN:CB	3	1.86

*Continued on next page...*



*Continued from previous page...*

Key	Atom-1	Atom-2	Model ID	Violation (Å)
(1,33)	1:A:55:SER:CA	2:B:84:GLN:CD	3	1.86
(1,33)	1:A:55:SER:CA	2:B:84:GLN:CG	3	1.86
(1,33)	1:A:55:SER:CA	2:B:84:GLN:H	3	1.86
(1,33)	1:A:55:SER:CA	2:B:84:GLN:HA	3	1.86
(1,33)	1:A:55:SER:CA	2:B:84:GLN:HB2	3	1.86
(1,33)	1:A:55:SER:CA	2:B:84:GLN:HB3	3	1.86
(1,33)	1:A:55:SER:CA	2:B:84:GLN:HE21	3	1.86
(1,33)	1:A:55:SER:CA	2:B:84:GLN:HE22	3	1.86
(1,33)	1:A:55:SER:CA	2:B:84:GLN:HG2	3	1.86
(1,33)	1:A:55:SER:CA	2:B:84:GLN:HG3	3	1.86
(1,33)	1:A:55:SER:CA	2:B:84:GLN:N	3	1.86
(1,33)	1:A:55:SER:CA	2:B:84:GLN:NE2	3	1.86
(1,33)	1:A:55:SER:CA	2:B:84:GLN:O	3	1.86
(1,33)	1:A:55:SER:CA	2:B:84:GLN:OE1	3	1.86
(1,33)	1:A:55:SER:CA	2:B:97:THR:C	3	1.86
(1,33)	1:A:55:SER:CA	2:B:97:THR:CA	3	1.86
(1,33)	1:A:55:SER:CA	2:B:97:THR:CB	3	1.86
(1,33)	1:A:55:SER:CA	2:B:97:THR:CG2	3	1.86
(1,33)	1:A:55:SER:CA	2:B:97:THR:H	3	1.86
(1,33)	1:A:55:SER:CA	2:B:97:THR:HA	3	1.86
(1,33)	1:A:55:SER:CA	2:B:97:THR:HB	3	1.86
(1,33)	1:A:55:SER:CA	2:B:97:THR:HG1	3	1.86
(1,33)	1:A:55:SER:CA	2:B:97:THR:HG21	3	1.86
(1,33)	1:A:55:SER:CA	2:B:97:THR:HG22	3	1.86
(1,33)	1:A:55:SER:CA	2:B:97:THR:HG23	3	1.86
(1,33)	1:A:55:SER:CA	2:B:97:THR:N	3	1.86
(1,33)	1:A:55:SER:CA	2:B:97:THR:O	3	1.86
(1,33)	1:A:55:SER:CA	2:B:97:THR:OG1	3	1.86
(1,33)	1:A:55:SER:CA	2:B:99:HIS:C	3	1.86
(1,33)	1:A:55:SER:CA	2:B:99:HIS:CA	3	1.86
(1,33)	1:A:55:SER:CA	2:B:99:HIS:CB	3	1.86
(1,33)	1:A:55:SER:CA	2:B:99:HIS:CD2	3	1.86
(1,33)	1:A:55:SER:CA	2:B:99:HIS:CE1	3	1.86
(1,33)	1:A:55:SER:CA	2:B:99:HIS:CG	3	1.86
(1,33)	1:A:55:SER:CA	2:B:99:HIS:H	3	1.86
(1,33)	1:A:55:SER:CA	2:B:99:HIS:HA	3	1.86
(1,33)	1:A:55:SER:CA	2:B:99:HIS:HB2	3	1.86
(1,33)	1:A:55:SER:CA	2:B:99:HIS:HB3	3	1.86
(1,33)	1:A:55:SER:CA	2:B:99:HIS:HD1	3	1.86
(1,33)	1:A:55:SER:CA	2:B:99:HIS:HD2	3	1.86
(1,33)	1:A:55:SER:CA	2:B:99:HIS:HE1	3	1.86
(1,33)	1:A:55:SER:CA	2:B:99:HIS:HE2	3	1.86

*Continued on next page...*

*Continued from previous page...*

Key	Atom-1	Atom-2	Model ID	Violation (Å)
(1,33)	1:A:55:SER:CA	2:B:99:HIS:N	3	1.86
(1,33)	1:A:55:SER:CA	2:B:99:HIS:ND1	3	1.86
(1,33)	1:A:55:SER:CA	2:B:99:HIS:NE2	3	1.86
(1,33)	1:A:55:SER:CA	2:B:99:HIS:O	3	1.86
(1,33)	1:A:55:SER:CA	2:B:101:VAL:C	3	1.86
(1,33)	1:A:55:SER:CA	2:B:101:VAL:CA	3	1.86
(1,33)	1:A:55:SER:CA	2:B:101:VAL:CB	3	1.86
(1,33)	1:A:55:SER:CA	2:B:101:VAL:CG1	3	1.86
(1,33)	1:A:55:SER:CA	2:B:101:VAL:CG2	3	1.86
(1,33)	1:A:55:SER:CA	2:B:101:VAL:H	3	1.86
(1,33)	1:A:55:SER:CA	2:B:101:VAL:HA	3	1.86
(1,33)	1:A:55:SER:CA	2:B:101:VAL:HB	3	1.86
(1,33)	1:A:55:SER:CA	2:B:101:VAL:HG11	3	1.86
(1,33)	1:A:55:SER:CA	2:B:101:VAL:HG12	3	1.86
(1,33)	1:A:55:SER:CA	2:B:101:VAL:HG13	3	1.86
(1,33)	1:A:55:SER:CA	2:B:101:VAL:HG21	3	1.86
(1,33)	1:A:55:SER:CA	2:B:101:VAL:HG22	3	1.86
(1,33)	1:A:55:SER:CA	2:B:101:VAL:HG23	3	1.86
(1,33)	1:A:55:SER:CA	2:B:101:VAL:N	3	1.86
(1,33)	1:A:55:SER:CA	2:B:101:VAL:O	3	1.86
(1,33)	1:A:55:SER:CB	2:B:75:ILE:C	3	1.86
(1,33)	1:A:55:SER:CB	2:B:75:ILE:CA	3	1.86
(1,33)	1:A:55:SER:CB	2:B:75:ILE:CB	3	1.86
(1,33)	1:A:55:SER:CB	2:B:75:ILE:CD1	3	1.86
(1,33)	1:A:55:SER:CB	2:B:75:ILE:CG1	3	1.86
(1,33)	1:A:55:SER:CB	2:B:75:ILE:CG2	3	1.86
(1,33)	1:A:55:SER:CB	2:B:75:ILE:H	3	1.86
(1,33)	1:A:55:SER:CB	2:B:75:ILE:HA	3	1.86
(1,33)	1:A:55:SER:CB	2:B:75:ILE:HB	3	1.86
(1,33)	1:A:55:SER:CB	2:B:75:ILE:HD11	3	1.86
(1,33)	1:A:55:SER:CB	2:B:75:ILE:HD12	3	1.86
(1,33)	1:A:55:SER:CB	2:B:75:ILE:HD13	3	1.86
(1,33)	1:A:55:SER:CB	2:B:75:ILE:HG12	3	1.86
(1,33)	1:A:55:SER:CB	2:B:75:ILE:HG13	3	1.86
(1,33)	1:A:55:SER:CB	2:B:75:ILE:HG21	3	1.86
(1,33)	1:A:55:SER:CB	2:B:75:ILE:HG22	3	1.86
(1,33)	1:A:55:SER:CB	2:B:75:ILE:HG23	3	1.86
(1,33)	1:A:55:SER:CB	2:B:75:ILE:N	3	1.86
(1,33)	1:A:55:SER:CB	2:B:75:ILE:O	3	1.86
(1,33)	1:A:55:SER:CB	2:B:77:ALA:C	3	1.86
(1,33)	1:A:55:SER:CB	2:B:77:ALA:CA	3	1.86
(1,33)	1:A:55:SER:CB	2:B:77:ALA:CB	3	1.86

*Continued on next page...*

*Continued from previous page...*

Key	Atom-1	Atom-2	Model ID	Violation (Å)
(1,33)	1:A:55:SER:CB	2:B:77:ALA:H	3	1.86
(1,33)	1:A:55:SER:CB	2:B:77:ALA:HA	3	1.86
(1,33)	1:A:55:SER:CB	2:B:77:ALA:HB1	3	1.86
(1,33)	1:A:55:SER:CB	2:B:77:ALA:HB2	3	1.86
(1,33)	1:A:55:SER:CB	2:B:77:ALA:HB3	3	1.86
(1,33)	1:A:55:SER:CB	2:B:77:ALA:N	3	1.86
(1,33)	1:A:55:SER:CB	2:B:77:ALA:O	3	1.86
(1,33)	1:A:55:SER:CB	2:B:78:GLY:C	3	1.86
(1,33)	1:A:55:SER:CB	2:B:78:GLY:CA	3	1.86
(1,33)	1:A:55:SER:CB	2:B:78:GLY:H	3	1.86
(1,33)	1:A:55:SER:CB	2:B:78:GLY:HA2	3	1.86
(1,33)	1:A:55:SER:CB	2:B:78:GLY:HA3	3	1.86
(1,33)	1:A:55:SER:CB	2:B:78:GLY:N	3	1.86
(1,33)	1:A:55:SER:CB	2:B:78:GLY:O	3	1.86
(1,33)	1:A:55:SER:CB	2:B:79:LYS:C	3	1.86
(1,33)	1:A:55:SER:CB	2:B:79:LYS:CA	3	1.86
(1,33)	1:A:55:SER:CB	2:B:79:LYS:CB	3	1.86
(1,33)	1:A:55:SER:CB	2:B:79:LYS:CD	3	1.86
(1,33)	1:A:55:SER:CB	2:B:79:LYS:CE	3	1.86
(1,33)	1:A:55:SER:CB	2:B:79:LYS:CG	3	1.86
(1,33)	1:A:55:SER:CB	2:B:79:LYS:H	3	1.86
(1,33)	1:A:55:SER:CB	2:B:79:LYS:HA	3	1.86
(1,33)	1:A:55:SER:CB	2:B:79:LYS:HB2	3	1.86
(1,33)	1:A:55:SER:CB	2:B:79:LYS:HB3	3	1.86
(1,33)	1:A:55:SER:CB	2:B:79:LYS:HD2	3	1.86
(1,33)	1:A:55:SER:CB	2:B:79:LYS:HD3	3	1.86
(1,33)	1:A:55:SER:CB	2:B:79:LYS:HE2	3	1.86
(1,33)	1:A:55:SER:CB	2:B:79:LYS:HE3	3	1.86
(1,33)	1:A:55:SER:CB	2:B:79:LYS:HG2	3	1.86
(1,33)	1:A:55:SER:CB	2:B:79:LYS:HG3	3	1.86
(1,33)	1:A:55:SER:CB	2:B:79:LYS:HZ1	3	1.86
(1,33)	1:A:55:SER:CB	2:B:79:LYS:HZ2	3	1.86
(1,33)	1:A:55:SER:CB	2:B:79:LYS:HZ3	3	1.86
(1,33)	1:A:55:SER:CB	2:B:79:LYS:N	3	1.86
(1,33)	1:A:55:SER:CB	2:B:79:LYS:NZ	3	1.86
(1,33)	1:A:55:SER:CB	2:B:79:LYS:O	3	1.86
(1,33)	1:A:55:SER:CB	2:B:80:ILE:C	3	1.86
(1,33)	1:A:55:SER:CB	2:B:80:ILE:CA	3	1.86
(1,33)	1:A:55:SER:CB	2:B:80:ILE:CB	3	1.86
(1,33)	1:A:55:SER:CB	2:B:80:ILE:CD1	3	1.86
(1,33)	1:A:55:SER:CB	2:B:80:ILE:CG1	3	1.86
(1,33)	1:A:55:SER:CB	2:B:80:ILE:CG2	3	1.86

*Continued on next page...*

*Continued from previous page...*

Key	Atom-1	Atom-2	Model ID	Violation (Å)
(1,33)	1:A:55:SER:CB	2:B:80:ILE:H	3	1.86
(1,33)	1:A:55:SER:CB	2:B:80:ILE:HA	3	1.86
(1,33)	1:A:55:SER:CB	2:B:80:ILE:HB	3	1.86
(1,33)	1:A:55:SER:CB	2:B:80:ILE:HD11	3	1.86
(1,33)	1:A:55:SER:CB	2:B:80:ILE:HD12	3	1.86
(1,33)	1:A:55:SER:CB	2:B:80:ILE:HD13	3	1.86
(1,33)	1:A:55:SER:CB	2:B:80:ILE:HG12	3	1.86
(1,33)	1:A:55:SER:CB	2:B:80:ILE:HG13	3	1.86
(1,33)	1:A:55:SER:CB	2:B:80:ILE:HG21	3	1.86
(1,33)	1:A:55:SER:CB	2:B:80:ILE:HG22	3	1.86
(1,33)	1:A:55:SER:CB	2:B:80:ILE:HG23	3	1.86
(1,33)	1:A:55:SER:CB	2:B:80:ILE:N	3	1.86
(1,33)	1:A:55:SER:CB	2:B:80:ILE:O	3	1.86
(1,33)	1:A:55:SER:CB	2:B:84:GLN:C	3	1.86
(1,33)	1:A:55:SER:CB	2:B:84:GLN:CA	3	1.86
(1,33)	1:A:55:SER:CB	2:B:84:GLN:CB	3	1.86
(1,33)	1:A:55:SER:CB	2:B:84:GLN:CD	3	1.86
(1,33)	1:A:55:SER:CB	2:B:84:GLN:CG	3	1.86
(1,33)	1:A:55:SER:CB	2:B:84:GLN:H	3	1.86
(1,33)	1:A:55:SER:CB	2:B:84:GLN:HA	3	1.86
(1,33)	1:A:55:SER:CB	2:B:84:GLN:HB2	3	1.86
(1,33)	1:A:55:SER:CB	2:B:84:GLN:HB3	3	1.86
(1,33)	1:A:55:SER:CB	2:B:84:GLN:HE21	3	1.86
(1,33)	1:A:55:SER:CB	2:B:84:GLN:HE22	3	1.86
(1,33)	1:A:55:SER:CB	2:B:84:GLN:HG2	3	1.86
(1,33)	1:A:55:SER:CB	2:B:84:GLN:HG3	3	1.86
(1,33)	1:A:55:SER:CB	2:B:84:GLN:N	3	1.86
(1,33)	1:A:55:SER:CB	2:B:84:GLN:NE2	3	1.86
(1,33)	1:A:55:SER:CB	2:B:84:GLN:O	3	1.86
(1,33)	1:A:55:SER:CB	2:B:84:GLN:OE1	3	1.86
(1,33)	1:A:55:SER:CB	2:B:97:THR:C	3	1.86
(1,33)	1:A:55:SER:CB	2:B:97:THR:CA	3	1.86
(1,33)	1:A:55:SER:CB	2:B:97:THR:CB	3	1.86
(1,33)	1:A:55:SER:CB	2:B:97:THR:CG2	3	1.86
(1,33)	1:A:55:SER:CB	2:B:97:THR:H	3	1.86
(1,33)	1:A:55:SER:CB	2:B:97:THR:HA	3	1.86
(1,33)	1:A:55:SER:CB	2:B:97:THR:HB	3	1.86
(1,33)	1:A:55:SER:CB	2:B:97:THR:HG1	3	1.86
(1,33)	1:A:55:SER:CB	2:B:97:THR:HG21	3	1.86
(1,33)	1:A:55:SER:CB	2:B:97:THR:HG22	3	1.86
(1,33)	1:A:55:SER:CB	2:B:97:THR:HG23	3	1.86
(1,33)	1:A:55:SER:CB	2:B:97:THR:N	3	1.86

*Continued on next page...*

*Continued from previous page...*

Key	Atom-1	Atom-2	Model ID	Violation (Å)
(1,33)	1:A:55:SER:CB	2:B:97:THR:O	3	1.86
(1,33)	1:A:55:SER:CB	2:B:97:THR:OG1	3	1.86
(1,33)	1:A:55:SER:CB	2:B:99:HIS:C	3	1.86
(1,33)	1:A:55:SER:CB	2:B:99:HIS:CA	3	1.86
(1,33)	1:A:55:SER:CB	2:B:99:HIS:CB	3	1.86
(1,33)	1:A:55:SER:CB	2:B:99:HIS:CD2	3	1.86
(1,33)	1:A:55:SER:CB	2:B:99:HIS:CE1	3	1.86
(1,33)	1:A:55:SER:CB	2:B:99:HIS:CG	3	1.86
(1,33)	1:A:55:SER:CB	2:B:99:HIS:H	3	1.86
(1,33)	1:A:55:SER:CB	2:B:99:HIS:HA	3	1.86
(1,33)	1:A:55:SER:CB	2:B:99:HIS:HB2	3	1.86
(1,33)	1:A:55:SER:CB	2:B:99:HIS:HB3	3	1.86
(1,33)	1:A:55:SER:CB	2:B:99:HIS:HD1	3	1.86
(1,33)	1:A:55:SER:CB	2:B:99:HIS:HD2	3	1.86
(1,33)	1:A:55:SER:CB	2:B:99:HIS:HE1	3	1.86
(1,33)	1:A:55:SER:CB	2:B:99:HIS:HE2	3	1.86
(1,33)	1:A:55:SER:CB	2:B:99:HIS:N	3	1.86
(1,33)	1:A:55:SER:CB	2:B:99:HIS:ND1	3	1.86
(1,33)	1:A:55:SER:CB	2:B:99:HIS:NE2	3	1.86
(1,33)	1:A:55:SER:CB	2:B:99:HIS:O	3	1.86
(1,33)	1:A:55:SER:CB	2:B:101:VAL:C	3	1.86
(1,33)	1:A:55:SER:CB	2:B:101:VAL:CA	3	1.86
(1,33)	1:A:55:SER:CB	2:B:101:VAL:CB	3	1.86
(1,33)	1:A:55:SER:CB	2:B:101:VAL:CG1	3	1.86
(1,33)	1:A:55:SER:CB	2:B:101:VAL:CG2	3	1.86
(1,33)	1:A:55:SER:CB	2:B:101:VAL:H	3	1.86
(1,33)	1:A:55:SER:CB	2:B:101:VAL:HA	3	1.86
(1,33)	1:A:55:SER:CB	2:B:101:VAL:HB	3	1.86
(1,33)	1:A:55:SER:CB	2:B:101:VAL:HG11	3	1.86
(1,33)	1:A:55:SER:CB	2:B:101:VAL:HG12	3	1.86
(1,33)	1:A:55:SER:CB	2:B:101:VAL:HG13	3	1.86
(1,33)	1:A:55:SER:CB	2:B:101:VAL:HG21	3	1.86
(1,33)	1:A:55:SER:CB	2:B:101:VAL:HG22	3	1.86
(1,33)	1:A:55:SER:CB	2:B:101:VAL:HG23	3	1.86
(1,33)	1:A:55:SER:CB	2:B:101:VAL:N	3	1.86
(1,33)	1:A:55:SER:CB	2:B:101:VAL:O	3	1.86
(1,33)	1:A:55:SER:H	2:B:75:ILE:C	3	1.86
(1,33)	1:A:55:SER:H	2:B:75:ILE:CA	3	1.86
(1,33)	1:A:55:SER:H	2:B:75:ILE:CB	3	1.86
(1,33)	1:A:55:SER:H	2:B:75:ILE:CD1	3	1.86
(1,33)	1:A:55:SER:H	2:B:75:ILE:CG1	3	1.86
(1,33)	1:A:55:SER:H	2:B:75:ILE:CG2	3	1.86

*Continued on next page...*

*Continued from previous page...*

Key	Atom-1	Atom-2	Model ID	Violation (Å)
(1,33)	1:A:55:SER:H	2:B:75:ILE:H	3	1.86
(1,33)	1:A:55:SER:H	2:B:75:ILE:HA	3	1.86
(1,33)	1:A:55:SER:H	2:B:75:ILE:HB	3	1.86
(1,33)	1:A:55:SER:H	2:B:75:ILE:HD11	3	1.86
(1,33)	1:A:55:SER:H	2:B:75:ILE:HD12	3	1.86
(1,33)	1:A:55:SER:H	2:B:75:ILE:HD13	3	1.86
(1,33)	1:A:55:SER:H	2:B:75:ILE:HG12	3	1.86
(1,33)	1:A:55:SER:H	2:B:75:ILE:HG13	3	1.86
(1,33)	1:A:55:SER:H	2:B:75:ILE:HG21	3	1.86
(1,33)	1:A:55:SER:H	2:B:75:ILE:HG22	3	1.86
(1,33)	1:A:55:SER:H	2:B:75:ILE:HG23	3	1.86
(1,33)	1:A:55:SER:H	2:B:75:ILE:N	3	1.86
(1,33)	1:A:55:SER:H	2:B:75:ILE:O	3	1.86
(1,33)	1:A:55:SER:H	2:B:77:ALA:C	3	1.86
(1,33)	1:A:55:SER:H	2:B:77:ALA:CA	3	1.86
(1,33)	1:A:55:SER:H	2:B:77:ALA:CB	3	1.86
(1,33)	1:A:55:SER:H	2:B:77:ALA:H	3	1.86
(1,33)	1:A:55:SER:H	2:B:77:ALA:HA	3	1.86
(1,33)	1:A:55:SER:H	2:B:77:ALA:HB1	3	1.86
(1,33)	1:A:55:SER:H	2:B:77:ALA:HB2	3	1.86
(1,33)	1:A:55:SER:H	2:B:77:ALA:HB3	3	1.86
(1,33)	1:A:55:SER:H	2:B:77:ALA:N	3	1.86
(1,33)	1:A:55:SER:H	2:B:77:ALA:O	3	1.86
(1,33)	1:A:55:SER:H	2:B:78:GLY:C	3	1.86
(1,33)	1:A:55:SER:H	2:B:78:GLY:CA	3	1.86
(1,33)	1:A:55:SER:H	2:B:78:GLY:H	3	1.86
(1,33)	1:A:55:SER:H	2:B:78:GLY:HA2	3	1.86
(1,33)	1:A:55:SER:H	2:B:78:GLY:HA3	3	1.86
(1,33)	1:A:55:SER:H	2:B:78:GLY:N	3	1.86
(1,33)	1:A:55:SER:H	2:B:78:GLY:O	3	1.86
(1,33)	1:A:55:SER:H	2:B:79:LYS:C	3	1.86
(1,33)	1:A:55:SER:H	2:B:79:LYS:CA	3	1.86
(1,33)	1:A:55:SER:H	2:B:79:LYS:CB	3	1.86
(1,33)	1:A:55:SER:H	2:B:79:LYS:CD	3	1.86
(1,33)	1:A:55:SER:H	2:B:79:LYS:CE	3	1.86
(1,33)	1:A:55:SER:H	2:B:79:LYS:CG	3	1.86
(1,33)	1:A:55:SER:H	2:B:79:LYS:H	3	1.86
(1,33)	1:A:55:SER:H	2:B:79:LYS:HA	3	1.86
(1,33)	1:A:55:SER:H	2:B:79:LYS:HB2	3	1.86
(1,33)	1:A:55:SER:H	2:B:79:LYS:HB3	3	1.86
(1,33)	1:A:55:SER:H	2:B:79:LYS:HD2	3	1.86
(1,33)	1:A:55:SER:H	2:B:79:LYS:HD3	3	1.86

*Continued on next page...*

*Continued from previous page...*

Key	Atom-1	Atom-2	Model ID	Violation (Å)
(1,33)	1:A:55:SER:H	2:B:79:LYS:HE2	3	1.86
(1,33)	1:A:55:SER:H	2:B:79:LYS:HE3	3	1.86
(1,33)	1:A:55:SER:H	2:B:79:LYS:HG2	3	1.86
(1,33)	1:A:55:SER:H	2:B:79:LYS:HG3	3	1.86
(1,33)	1:A:55:SER:H	2:B:79:LYS:HZ1	3	1.86
(1,33)	1:A:55:SER:H	2:B:79:LYS:HZ2	3	1.86
(1,33)	1:A:55:SER:H	2:B:79:LYS:HZ3	3	1.86
(1,33)	1:A:55:SER:H	2:B:79:LYS:N	3	1.86
(1,33)	1:A:55:SER:H	2:B:79:LYS:NZ	3	1.86
(1,33)	1:A:55:SER:H	2:B:79:LYS:O	3	1.86
(1,33)	1:A:55:SER:H	2:B:80:ILE:C	3	1.86
(1,33)	1:A:55:SER:H	2:B:80:ILE:CA	3	1.86
(1,33)	1:A:55:SER:H	2:B:80:ILE:CB	3	1.86
(1,33)	1:A:55:SER:H	2:B:80:ILE:CD1	3	1.86
(1,33)	1:A:55:SER:H	2:B:80:ILE:CG1	3	1.86
(1,33)	1:A:55:SER:H	2:B:80:ILE:CG2	3	1.86
(1,33)	1:A:55:SER:H	2:B:80:ILE:H	3	1.86
(1,33)	1:A:55:SER:H	2:B:80:ILE:HA	3	1.86
(1,33)	1:A:55:SER:H	2:B:80:ILE:HB	3	1.86
(1,33)	1:A:55:SER:H	2:B:80:ILE:HD11	3	1.86
(1,33)	1:A:55:SER:H	2:B:80:ILE:HD12	3	1.86
(1,33)	1:A:55:SER:H	2:B:80:ILE:HD13	3	1.86
(1,33)	1:A:55:SER:H	2:B:80:ILE:HG12	3	1.86
(1,33)	1:A:55:SER:H	2:B:80:ILE:HG13	3	1.86
(1,33)	1:A:55:SER:H	2:B:80:ILE:HG21	3	1.86
(1,33)	1:A:55:SER:H	2:B:80:ILE:HG22	3	1.86
(1,33)	1:A:55:SER:H	2:B:80:ILE:HG23	3	1.86
(1,33)	1:A:55:SER:H	2:B:80:ILE:N	3	1.86
(1,33)	1:A:55:SER:H	2:B:80:ILE:O	3	1.86
(1,33)	1:A:55:SER:H	2:B:84:GLN:C	3	1.86
(1,33)	1:A:55:SER:H	2:B:84:GLN:CA	3	1.86
(1,33)	1:A:55:SER:H	2:B:84:GLN:CB	3	1.86
(1,33)	1:A:55:SER:H	2:B:84:GLN:CD	3	1.86
(1,33)	1:A:55:SER:H	2:B:84:GLN:CG	3	1.86
(1,33)	1:A:55:SER:H	2:B:84:GLN:H	3	1.86
(1,33)	1:A:55:SER:H	2:B:84:GLN:HA	3	1.86
(1,33)	1:A:55:SER:H	2:B:84:GLN:HB2	3	1.86
(1,33)	1:A:55:SER:H	2:B:84:GLN:HB3	3	1.86
(1,33)	1:A:55:SER:H	2:B:84:GLN:HE21	3	1.86
(1,33)	1:A:55:SER:H	2:B:84:GLN:HE22	3	1.86
(1,33)	1:A:55:SER:H	2:B:84:GLN:HG2	3	1.86
(1,33)	1:A:55:SER:H	2:B:84:GLN:HG3	3	1.86

*Continued on next page...*

*Continued from previous page...*

Key	Atom-1	Atom-2	Model ID	Violation (Å)
(1,33)	1:A:55:SER:H	2:B:84:GLN:N	3	1.86
(1,33)	1:A:55:SER:H	2:B:84:GLN:NE2	3	1.86
(1,33)	1:A:55:SER:H	2:B:84:GLN:O	3	1.86
(1,33)	1:A:55:SER:H	2:B:84:GLN:OE1	3	1.86
(1,33)	1:A:55:SER:H	2:B:97:THR:C	3	1.86
(1,33)	1:A:55:SER:H	2:B:97:THR:CA	3	1.86
(1,33)	1:A:55:SER:H	2:B:97:THR:CB	3	1.86
(1,33)	1:A:55:SER:H	2:B:97:THR:CG2	3	1.86
(1,33)	1:A:55:SER:H	2:B:97:THR:H	3	1.86
(1,33)	1:A:55:SER:H	2:B:97:THR:HA	3	1.86
(1,33)	1:A:55:SER:H	2:B:97:THR:HB	3	1.86
(1,33)	1:A:55:SER:H	2:B:97:THR:HG1	3	1.86
(1,33)	1:A:55:SER:H	2:B:97:THR:HG21	3	1.86
(1,33)	1:A:55:SER:H	2:B:97:THR:HG22	3	1.86
(1,33)	1:A:55:SER:H	2:B:97:THR:HG23	3	1.86
(1,33)	1:A:55:SER:H	2:B:97:THR:N	3	1.86
(1,33)	1:A:55:SER:H	2:B:97:THR:O	3	1.86
(1,33)	1:A:55:SER:H	2:B:97:THR:OG1	3	1.86
(1,33)	1:A:55:SER:H	2:B:99:HIS:C	3	1.86
(1,33)	1:A:55:SER:H	2:B:99:HIS:CA	3	1.86
(1,33)	1:A:55:SER:H	2:B:99:HIS:CB	3	1.86
(1,33)	1:A:55:SER:H	2:B:99:HIS:CD2	3	1.86
(1,33)	1:A:55:SER:H	2:B:99:HIS:CE1	3	1.86
(1,33)	1:A:55:SER:H	2:B:99:HIS:CG	3	1.86
(1,33)	1:A:55:SER:H	2:B:99:HIS:H	3	1.86
(1,33)	1:A:55:SER:H	2:B:99:HIS:HA	3	1.86
(1,33)	1:A:55:SER:H	2:B:99:HIS:HB2	3	1.86
(1,33)	1:A:55:SER:H	2:B:99:HIS:HB3	3	1.86
(1,33)	1:A:55:SER:H	2:B:99:HIS:HD1	3	1.86
(1,33)	1:A:55:SER:H	2:B:99:HIS:HD2	3	1.86
(1,33)	1:A:55:SER:H	2:B:99:HIS:HE1	3	1.86
(1,33)	1:A:55:SER:H	2:B:99:HIS:HE2	3	1.86
(1,33)	1:A:55:SER:H	2:B:99:HIS:N	3	1.86
(1,33)	1:A:55:SER:H	2:B:99:HIS:ND1	3	1.86
(1,33)	1:A:55:SER:H	2:B:99:HIS:NE2	3	1.86
(1,33)	1:A:55:SER:H	2:B:99:HIS:O	3	1.86
(1,33)	1:A:55:SER:H	2:B:101:VAL:C	3	1.86
(1,33)	1:A:55:SER:H	2:B:101:VAL:CA	3	1.86
(1,33)	1:A:55:SER:H	2:B:101:VAL:CB	3	1.86
(1,33)	1:A:55:SER:H	2:B:101:VAL:CG1	3	1.86
(1,33)	1:A:55:SER:H	2:B:101:VAL:CG2	3	1.86
(1,33)	1:A:55:SER:H	2:B:101:VAL:H	3	1.86

*Continued on next page...*



*Continued from previous page...*

Key	Atom-1	Atom-2	Model ID	Violation (Å)
(1,33)	1:A:55:SER:H	2:B:101:VAL:HA	3	1.86
(1,33)	1:A:55:SER:H	2:B:101:VAL:HB	3	1.86
(1,33)	1:A:55:SER:H	2:B:101:VAL:HG11	3	1.86
(1,33)	1:A:55:SER:H	2:B:101:VAL:HG12	3	1.86
(1,33)	1:A:55:SER:H	2:B:101:VAL:HG13	3	1.86
(1,33)	1:A:55:SER:H	2:B:101:VAL:HG21	3	1.86
(1,33)	1:A:55:SER:H	2:B:101:VAL:HG22	3	1.86
(1,33)	1:A:55:SER:H	2:B:101:VAL:HG23	3	1.86
(1,33)	1:A:55:SER:H	2:B:101:VAL:N	3	1.86
(1,33)	1:A:55:SER:H	2:B:101:VAL:O	3	1.86
(1,33)	1:A:55:SER:HA	2:B:75:ILE:C	3	1.86
(1,33)	1:A:55:SER:HA	2:B:75:ILE:CA	3	1.86
(1,33)	1:A:55:SER:HA	2:B:75:ILE:CB	3	1.86
(1,33)	1:A:55:SER:HA	2:B:75:ILE:CD1	3	1.86
(1,33)	1:A:55:SER:HA	2:B:75:ILE:CG1	3	1.86
(1,33)	1:A:55:SER:HA	2:B:75:ILE:CG2	3	1.86
(1,33)	1:A:55:SER:HA	2:B:75:ILE:H	3	1.86
(1,33)	1:A:55:SER:HA	2:B:75:ILE:HA	3	1.86
(1,33)	1:A:55:SER:HA	2:B:75:ILE:HB	3	1.86
(1,33)	1:A:55:SER:HA	2:B:75:ILE:HD11	3	1.86
(1,33)	1:A:55:SER:HA	2:B:75:ILE:HD12	3	1.86
(1,33)	1:A:55:SER:HA	2:B:75:ILE:HD13	3	1.86
(1,33)	1:A:55:SER:HA	2:B:75:ILE:HG12	3	1.86
(1,33)	1:A:55:SER:HA	2:B:75:ILE:HG13	3	1.86
(1,33)	1:A:55:SER:HA	2:B:75:ILE:HG21	3	1.86
(1,33)	1:A:55:SER:HA	2:B:75:ILE:HG22	3	1.86
(1,33)	1:A:55:SER:HA	2:B:75:ILE:HG23	3	1.86
(1,33)	1:A:55:SER:HA	2:B:75:ILE:N	3	1.86
(1,33)	1:A:55:SER:HA	2:B:75:ILE:O	3	1.86
(1,33)	1:A:55:SER:HA	2:B:77:ALA:C	3	1.86
(1,33)	1:A:55:SER:HA	2:B:77:ALA:CA	3	1.86
(1,33)	1:A:55:SER:HA	2:B:77:ALA:CB	3	1.86
(1,33)	1:A:55:SER:HA	2:B:77:ALA:H	3	1.86
(1,33)	1:A:55:SER:HA	2:B:77:ALA:HA	3	1.86
(1,33)	1:A:55:SER:HA	2:B:77:ALA:HB1	3	1.86
(1,33)	1:A:55:SER:HA	2:B:77:ALA:HB2	3	1.86
(1,33)	1:A:55:SER:HA	2:B:77:ALA:HB3	3	1.86
(1,33)	1:A:55:SER:HA	2:B:77:ALA:N	3	1.86
(1,33)	1:A:55:SER:HA	2:B:77:ALA:O	3	1.86
(1,33)	1:A:55:SER:HA	2:B:78:GLY:C	3	1.86
(1,33)	1:A:55:SER:HA	2:B:78:GLY:CA	3	1.86
(1,33)	1:A:55:SER:HA	2:B:78:GLY:H	3	1.86

*Continued on next page...*

*Continued from previous page...*

Key	Atom-1	Atom-2	Model ID	Violation (Å)
(1,33)	1:A:55:SER:HA	2:B:78:GLY:HA2	3	1.86
(1,33)	1:A:55:SER:HA	2:B:78:GLY:HA3	3	1.86
(1,33)	1:A:55:SER:HA	2:B:78:GLY:N	3	1.86
(1,33)	1:A:55:SER:HA	2:B:78:GLY:O	3	1.86
(1,33)	1:A:55:SER:HA	2:B:79:LYS:C	3	1.86
(1,33)	1:A:55:SER:HA	2:B:79:LYS:CA	3	1.86
(1,33)	1:A:55:SER:HA	2:B:79:LYS:CB	3	1.86
(1,33)	1:A:55:SER:HA	2:B:79:LYS:CD	3	1.86
(1,33)	1:A:55:SER:HA	2:B:79:LYS:CE	3	1.86
(1,33)	1:A:55:SER:HA	2:B:79:LYS:CG	3	1.86
(1,33)	1:A:55:SER:HA	2:B:79:LYS:H	3	1.86
(1,33)	1:A:55:SER:HA	2:B:79:LYS:HA	3	1.86
(1,33)	1:A:55:SER:HA	2:B:79:LYS:HB2	3	1.86
(1,33)	1:A:55:SER:HA	2:B:79:LYS:HB3	3	1.86
(1,33)	1:A:55:SER:HA	2:B:79:LYS:HD2	3	1.86
(1,33)	1:A:55:SER:HA	2:B:79:LYS:HD3	3	1.86
(1,33)	1:A:55:SER:HA	2:B:79:LYS:HE2	3	1.86
(1,33)	1:A:55:SER:HA	2:B:79:LYS:HE3	3	1.86
(1,33)	1:A:55:SER:HA	2:B:79:LYS:HG2	3	1.86
(1,33)	1:A:55:SER:HA	2:B:79:LYS:HG3	3	1.86
(1,33)	1:A:55:SER:HA	2:B:79:LYS:HZ1	3	1.86
(1,33)	1:A:55:SER:HA	2:B:79:LYS:HZ2	3	1.86
(1,33)	1:A:55:SER:HA	2:B:79:LYS:HZ3	3	1.86
(1,33)	1:A:55:SER:HA	2:B:79:LYS:N	3	1.86
(1,33)	1:A:55:SER:HA	2:B:79:LYS:NZ	3	1.86
(1,33)	1:A:55:SER:HA	2:B:79:LYS:O	3	1.86
(1,33)	1:A:55:SER:HA	2:B:80:ILE:C	3	1.86
(1,33)	1:A:55:SER:HA	2:B:80:ILE:CA	3	1.86
(1,33)	1:A:55:SER:HA	2:B:80:ILE:CB	3	1.86
(1,33)	1:A:55:SER:HA	2:B:80:ILE:CD1	3	1.86
(1,33)	1:A:55:SER:HA	2:B:80:ILE:CG1	3	1.86
(1,33)	1:A:55:SER:HA	2:B:80:ILE:CG2	3	1.86
(1,33)	1:A:55:SER:HA	2:B:80:ILE:H	3	1.86
(1,33)	1:A:55:SER:HA	2:B:80:ILE:HA	3	1.86
(1,33)	1:A:55:SER:HA	2:B:80:ILE:HB	3	1.86
(1,33)	1:A:55:SER:HA	2:B:80:ILE:HD11	3	1.86
(1,33)	1:A:55:SER:HA	2:B:80:ILE:HD12	3	1.86
(1,33)	1:A:55:SER:HA	2:B:80:ILE:HD13	3	1.86
(1,33)	1:A:55:SER:HA	2:B:80:ILE:HG12	3	1.86
(1,33)	1:A:55:SER:HA	2:B:80:ILE:HG13	3	1.86
(1,33)	1:A:55:SER:HA	2:B:80:ILE:HG21	3	1.86
(1,33)	1:A:55:SER:HA	2:B:80:ILE:HG22	3	1.86

*Continued on next page...*

*Continued from previous page...*

Key	Atom-1	Atom-2	Model ID	Violation (Å)
(1,33)	1:A:55:SER:HA	2:B:80:ILE:HG23	3	1.86
(1,33)	1:A:55:SER:HA	2:B:80:ILE:N	3	1.86
(1,33)	1:A:55:SER:HA	2:B:80:ILE:O	3	1.86
(1,33)	1:A:55:SER:HA	2:B:84:GLN:C	3	1.86
(1,33)	1:A:55:SER:HA	2:B:84:GLN:CA	3	1.86
(1,33)	1:A:55:SER:HA	2:B:84:GLN:CB	3	1.86
(1,33)	1:A:55:SER:HA	2:B:84:GLN:CD	3	1.86
(1,33)	1:A:55:SER:HA	2:B:84:GLN:CG	3	1.86
(1,33)	1:A:55:SER:HA	2:B:84:GLN:H	3	1.86
(1,33)	1:A:55:SER:HA	2:B:84:GLN:HA	3	1.86
(1,33)	1:A:55:SER:HA	2:B:84:GLN:HB2	3	1.86
(1,33)	1:A:55:SER:HA	2:B:84:GLN:HB3	3	1.86
(1,33)	1:A:55:SER:HA	2:B:84:GLN:HE21	3	1.86
(1,33)	1:A:55:SER:HA	2:B:84:GLN:HE22	3	1.86
(1,33)	1:A:55:SER:HA	2:B:84:GLN:HG2	3	1.86
(1,33)	1:A:55:SER:HA	2:B:84:GLN:HG3	3	1.86
(1,33)	1:A:55:SER:HA	2:B:84:GLN:N	3	1.86
(1,33)	1:A:55:SER:HA	2:B:84:GLN:NE2	3	1.86
(1,33)	1:A:55:SER:HA	2:B:84:GLN:O	3	1.86
(1,33)	1:A:55:SER:HA	2:B:84:GLN:OE1	3	1.86
(1,33)	1:A:55:SER:HA	2:B:97:THR:C	3	1.86
(1,33)	1:A:55:SER:HA	2:B:97:THR:CA	3	1.86
(1,33)	1:A:55:SER:HA	2:B:97:THR:CB	3	1.86
(1,33)	1:A:55:SER:HA	2:B:97:THR:CG2	3	1.86
(1,33)	1:A:55:SER:HA	2:B:97:THR:H	3	1.86
(1,33)	1:A:55:SER:HA	2:B:97:THR:HA	3	1.86
(1,33)	1:A:55:SER:HA	2:B:97:THR:HB	3	1.86
(1,33)	1:A:55:SER:HA	2:B:97:THR:HG1	3	1.86
(1,33)	1:A:55:SER:HA	2:B:97:THR:HG21	3	1.86
(1,33)	1:A:55:SER:HA	2:B:97:THR:HG22	3	1.86
(1,33)	1:A:55:SER:HA	2:B:97:THR:HG23	3	1.86
(1,33)	1:A:55:SER:HA	2:B:97:THR:N	3	1.86
(1,33)	1:A:55:SER:HA	2:B:97:THR:O	3	1.86
(1,33)	1:A:55:SER:HA	2:B:97:THR:OG1	3	1.86
(1,33)	1:A:55:SER:HA	2:B:99:HIS:C	3	1.86
(1,33)	1:A:55:SER:HA	2:B:99:HIS:CA	3	1.86
(1,33)	1:A:55:SER:HA	2:B:99:HIS:CB	3	1.86
(1,33)	1:A:55:SER:HA	2:B:99:HIS:CD2	3	1.86
(1,33)	1:A:55:SER:HA	2:B:99:HIS:CE1	3	1.86
(1,33)	1:A:55:SER:HA	2:B:99:HIS:CG	3	1.86
(1,33)	1:A:55:SER:HA	2:B:99:HIS:H	3	1.86
(1,33)	1:A:55:SER:HA	2:B:99:HIS:HA	3	1.86

*Continued on next page...*

*Continued from previous page...*

Key	Atom-1	Atom-2	Model ID	Violation (Å)
(1,33)	1:A:55:SER:HA	2:B:99:HIS:HB2	3	1.86
(1,33)	1:A:55:SER:HA	2:B:99:HIS:HB3	3	1.86
(1,33)	1:A:55:SER:HA	2:B:99:HIS:HD1	3	1.86
(1,33)	1:A:55:SER:HA	2:B:99:HIS:HD2	3	1.86
(1,33)	1:A:55:SER:HA	2:B:99:HIS:HE1	3	1.86
(1,33)	1:A:55:SER:HA	2:B:99:HIS:HE2	3	1.86
(1,33)	1:A:55:SER:HA	2:B:99:HIS:N	3	1.86
(1,33)	1:A:55:SER:HA	2:B:99:HIS:ND1	3	1.86
(1,33)	1:A:55:SER:HA	2:B:99:HIS:NE2	3	1.86
(1,33)	1:A:55:SER:HA	2:B:99:HIS:O	3	1.86
(1,33)	1:A:55:SER:HA	2:B:101:VAL:C	3	1.86
(1,33)	1:A:55:SER:HA	2:B:101:VAL:CA	3	1.86
(1,33)	1:A:55:SER:HA	2:B:101:VAL:CB	3	1.86
(1,33)	1:A:55:SER:HA	2:B:101:VAL:CG1	3	1.86
(1,33)	1:A:55:SER:HA	2:B:101:VAL:CG2	3	1.86
(1,33)	1:A:55:SER:HA	2:B:101:VAL:H	3	1.86
(1,33)	1:A:55:SER:HA	2:B:101:VAL:HA	3	1.86
(1,33)	1:A:55:SER:HA	2:B:101:VAL:HB	3	1.86
(1,33)	1:A:55:SER:HA	2:B:101:VAL:HG11	3	1.86
(1,33)	1:A:55:SER:HA	2:B:101:VAL:HG12	3	1.86
(1,33)	1:A:55:SER:HA	2:B:101:VAL:HG13	3	1.86
(1,33)	1:A:55:SER:HA	2:B:101:VAL:HG21	3	1.86
(1,33)	1:A:55:SER:HA	2:B:101:VAL:HG22	3	1.86
(1,33)	1:A:55:SER:HA	2:B:101:VAL:HG23	3	1.86
(1,33)	1:A:55:SER:HA	2:B:101:VAL:N	3	1.86
(1,33)	1:A:55:SER:HA	2:B:101:VAL:O	3	1.86
(1,33)	1:A:55:SER:HB2	2:B:75:ILE:C	3	1.86
(1,33)	1:A:55:SER:HB2	2:B:75:ILE:CA	3	1.86
(1,33)	1:A:55:SER:HB2	2:B:75:ILE:CB	3	1.86
(1,33)	1:A:55:SER:HB2	2:B:75:ILE:CD1	3	1.86
(1,33)	1:A:55:SER:HB2	2:B:75:ILE:CG1	3	1.86
(1,33)	1:A:55:SER:HB2	2:B:75:ILE:CG2	3	1.86
(1,33)	1:A:55:SER:HB2	2:B:75:ILE:H	3	1.86
(1,33)	1:A:55:SER:HB2	2:B:75:ILE:HA	3	1.86
(1,33)	1:A:55:SER:HB2	2:B:75:ILE:HB	3	1.86
(1,33)	1:A:55:SER:HB2	2:B:75:ILE:HD11	3	1.86
(1,33)	1:A:55:SER:HB2	2:B:75:ILE:HD12	3	1.86
(1,33)	1:A:55:SER:HB2	2:B:75:ILE:HD13	3	1.86
(1,33)	1:A:55:SER:HB2	2:B:75:ILE:HG12	3	1.86
(1,33)	1:A:55:SER:HB2	2:B:75:ILE:HG13	3	1.86
(1,33)	1:A:55:SER:HB2	2:B:75:ILE:HG21	3	1.86
(1,33)	1:A:55:SER:HB2	2:B:75:ILE:HG22	3	1.86

*Continued on next page...*

*Continued from previous page...*

Key	Atom-1	Atom-2	Model ID	Violation (Å)
(1,33)	1:A:55:SER:HB2	2:B:75:ILE:HG23	3	1.86
(1,33)	1:A:55:SER:HB2	2:B:75:ILE:N	3	1.86
(1,33)	1:A:55:SER:HB2	2:B:75:ILE:O	3	1.86
(1,33)	1:A:55:SER:HB2	2:B:77:ALA:C	3	1.86
(1,33)	1:A:55:SER:HB2	2:B:77:ALA:CA	3	1.86
(1,33)	1:A:55:SER:HB2	2:B:77:ALA:CB	3	1.86
(1,33)	1:A:55:SER:HB2	2:B:77:ALA:H	3	1.86
(1,33)	1:A:55:SER:HB2	2:B:77:ALA:HA	3	1.86
(1,33)	1:A:55:SER:HB2	2:B:77:ALA:HB1	3	1.86
(1,33)	1:A:55:SER:HB2	2:B:77:ALA:HB2	3	1.86
(1,33)	1:A:55:SER:HB2	2:B:77:ALA:HB3	3	1.86
(1,33)	1:A:55:SER:HB2	2:B:77:ALA:N	3	1.86
(1,33)	1:A:55:SER:HB2	2:B:77:ALA:O	3	1.86
(1,33)	1:A:55:SER:HB2	2:B:78:GLY:C	3	1.86
(1,33)	1:A:55:SER:HB2	2:B:78:GLY:CA	3	1.86
(1,33)	1:A:55:SER:HB2	2:B:78:GLY:H	3	1.86
(1,33)	1:A:55:SER:HB2	2:B:78:GLY:HA2	3	1.86
(1,33)	1:A:55:SER:HB2	2:B:78:GLY:HA3	3	1.86
(1,33)	1:A:55:SER:HB2	2:B:78:GLY:N	3	1.86
(1,33)	1:A:55:SER:HB2	2:B:78:GLY:O	3	1.86
(1,33)	1:A:55:SER:HB2	2:B:79:LYS:C	3	1.86
(1,33)	1:A:55:SER:HB2	2:B:79:LYS:CA	3	1.86
(1,33)	1:A:55:SER:HB2	2:B:79:LYS:CB	3	1.86
(1,33)	1:A:55:SER:HB2	2:B:79:LYS:CD	3	1.86
(1,33)	1:A:55:SER:HB2	2:B:79:LYS:CE	3	1.86
(1,33)	1:A:55:SER:HB2	2:B:79:LYS:CG	3	1.86
(1,33)	1:A:55:SER:HB2	2:B:79:LYS:H	3	1.86
(1,33)	1:A:55:SER:HB2	2:B:79:LYS:HA	3	1.86
(1,33)	1:A:55:SER:HB2	2:B:79:LYS:HB2	3	1.86
(1,33)	1:A:55:SER:HB2	2:B:79:LYS:HB3	3	1.86
(1,33)	1:A:55:SER:HB2	2:B:79:LYS:HD2	3	1.86
(1,33)	1:A:55:SER:HB2	2:B:79:LYS:HD3	3	1.86
(1,33)	1:A:55:SER:HB2	2:B:79:LYS:HE2	3	1.86
(1,33)	1:A:55:SER:HB2	2:B:79:LYS:HE3	3	1.86
(1,33)	1:A:55:SER:HB2	2:B:79:LYS:HG2	3	1.86
(1,33)	1:A:55:SER:HB2	2:B:79:LYS:HG3	3	1.86
(1,33)	1:A:55:SER:HB2	2:B:79:LYS:HZ1	3	1.86
(1,33)	1:A:55:SER:HB2	2:B:79:LYS:HZ2	3	1.86
(1,33)	1:A:55:SER:HB2	2:B:79:LYS:HZ3	3	1.86
(1,33)	1:A:55:SER:HB2	2:B:79:LYS:N	3	1.86
(1,33)	1:A:55:SER:HB2	2:B:79:LYS:NZ	3	1.86
(1,33)	1:A:55:SER:HB2	2:B:79:LYS:O	3	1.86

*Continued on next page...*

*Continued from previous page...*

Key	Atom-1	Atom-2	Model ID	Violation (Å)
(1,33)	1:A:55:SER:HB2	2:B:80:ILE:C	3	1.86
(1,33)	1:A:55:SER:HB2	2:B:80:ILE:CA	3	1.86
(1,33)	1:A:55:SER:HB2	2:B:80:ILE:CB	3	1.86
(1,33)	1:A:55:SER:HB2	2:B:80:ILE:CD1	3	1.86
(1,33)	1:A:55:SER:HB2	2:B:80:ILE:CG1	3	1.86
(1,33)	1:A:55:SER:HB2	2:B:80:ILE:CG2	3	1.86
(1,33)	1:A:55:SER:HB2	2:B:80:ILE:H	3	1.86
(1,33)	1:A:55:SER:HB2	2:B:80:ILE:HA	3	1.86
(1,33)	1:A:55:SER:HB2	2:B:80:ILE:HB	3	1.86
(1,33)	1:A:55:SER:HB2	2:B:80:ILE:HD11	3	1.86
(1,33)	1:A:55:SER:HB2	2:B:80:ILE:HD12	3	1.86
(1,33)	1:A:55:SER:HB2	2:B:80:ILE:HD13	3	1.86
(1,33)	1:A:55:SER:HB2	2:B:80:ILE:HG12	3	1.86
(1,33)	1:A:55:SER:HB2	2:B:80:ILE:HG13	3	1.86
(1,33)	1:A:55:SER:HB2	2:B:80:ILE:HG21	3	1.86
(1,33)	1:A:55:SER:HB2	2:B:80:ILE:HG22	3	1.86
(1,33)	1:A:55:SER:HB2	2:B:80:ILE:HG23	3	1.86
(1,33)	1:A:55:SER:HB2	2:B:80:ILE:N	3	1.86
(1,33)	1:A:55:SER:HB2	2:B:80:ILE:O	3	1.86
(1,33)	1:A:55:SER:HB2	2:B:84:GLN:C	3	1.86
(1,33)	1:A:55:SER:HB2	2:B:84:GLN:CA	3	1.86
(1,33)	1:A:55:SER:HB2	2:B:84:GLN:CB	3	1.86
(1,33)	1:A:55:SER:HB2	2:B:84:GLN:CD	3	1.86
(1,33)	1:A:55:SER:HB2	2:B:84:GLN:CG	3	1.86
(1,33)	1:A:55:SER:HB2	2:B:84:GLN:H	3	1.86
(1,33)	1:A:55:SER:HB2	2:B:84:GLN:HA	3	1.86
(1,33)	1:A:55:SER:HB2	2:B:84:GLN:HB2	3	1.86
(1,33)	1:A:55:SER:HB2	2:B:84:GLN:HB3	3	1.86
(1,33)	1:A:55:SER:HB2	2:B:84:GLN:HE21	3	1.86
(1,33)	1:A:55:SER:HB2	2:B:84:GLN:HE22	3	1.86
(1,33)	1:A:55:SER:HB2	2:B:84:GLN:HG2	3	1.86
(1,33)	1:A:55:SER:HB2	2:B:84:GLN:HG3	3	1.86
(1,33)	1:A:55:SER:HB2	2:B:84:GLN:N	3	1.86
(1,33)	1:A:55:SER:HB2	2:B:84:GLN:NE2	3	1.86
(1,33)	1:A:55:SER:HB2	2:B:84:GLN:O	3	1.86
(1,33)	1:A:55:SER:HB2	2:B:84:GLN:OE1	3	1.86
(1,33)	1:A:55:SER:HB2	2:B:97:THR:C	3	1.86
(1,33)	1:A:55:SER:HB2	2:B:97:THR:CA	3	1.86
(1,33)	1:A:55:SER:HB2	2:B:97:THR:CB	3	1.86
(1,33)	1:A:55:SER:HB2	2:B:97:THR:CG2	3	1.86
(1,33)	1:A:55:SER:HB2	2:B:97:THR:H	3	1.86
(1,33)	1:A:55:SER:HB2	2:B:97:THR:HA	3	1.86

*Continued on next page...*

*Continued from previous page...*

Key	Atom-1	Atom-2	Model ID	Violation (Å)
(1,33)	1:A:55:SER:HB2	2:B:97:THR:HB	3	1.86
(1,33)	1:A:55:SER:HB2	2:B:97:THR:HG1	3	1.86
(1,33)	1:A:55:SER:HB2	2:B:97:THR:HG21	3	1.86
(1,33)	1:A:55:SER:HB2	2:B:97:THR:HG22	3	1.86
(1,33)	1:A:55:SER:HB2	2:B:97:THR:HG23	3	1.86
(1,33)	1:A:55:SER:HB2	2:B:97:THR:N	3	1.86
(1,33)	1:A:55:SER:HB2	2:B:97:THR:O	3	1.86
(1,33)	1:A:55:SER:HB2	2:B:97:THR:OG1	3	1.86
(1,33)	1:A:55:SER:HB2	2:B:99:HIS:C	3	1.86
(1,33)	1:A:55:SER:HB2	2:B:99:HIS:CA	3	1.86
(1,33)	1:A:55:SER:HB2	2:B:99:HIS:CB	3	1.86
(1,33)	1:A:55:SER:HB2	2:B:99:HIS:CD2	3	1.86
(1,33)	1:A:55:SER:HB2	2:B:99:HIS:CE1	3	1.86
(1,33)	1:A:55:SER:HB2	2:B:99:HIS:CG	3	1.86
(1,33)	1:A:55:SER:HB2	2:B:99:HIS:H	3	1.86
(1,33)	1:A:55:SER:HB2	2:B:99:HIS:HA	3	1.86
(1,33)	1:A:55:SER:HB2	2:B:99:HIS:HB2	3	1.86
(1,33)	1:A:55:SER:HB2	2:B:99:HIS:HB3	3	1.86
(1,33)	1:A:55:SER:HB2	2:B:99:HIS:HD1	3	1.86
(1,33)	1:A:55:SER:HB2	2:B:99:HIS:HD2	3	1.86
(1,33)	1:A:55:SER:HB2	2:B:99:HIS:HE1	3	1.86
(1,33)	1:A:55:SER:HB2	2:B:99:HIS:HE2	3	1.86
(1,33)	1:A:55:SER:HB2	2:B:99:HIS:N	3	1.86
(1,33)	1:A:55:SER:HB2	2:B:99:HIS:ND1	3	1.86
(1,33)	1:A:55:SER:HB2	2:B:99:HIS:NE2	3	1.86
(1,33)	1:A:55:SER:HB2	2:B:99:HIS:O	3	1.86
(1,33)	1:A:55:SER:HB2	2:B:101:VAL:C	3	1.86
(1,33)	1:A:55:SER:HB2	2:B:101:VAL:CA	3	1.86
(1,33)	1:A:55:SER:HB2	2:B:101:VAL:CB	3	1.86
(1,33)	1:A:55:SER:HB2	2:B:101:VAL:CG1	3	1.86
(1,33)	1:A:55:SER:HB2	2:B:101:VAL:CG2	3	1.86
(1,33)	1:A:55:SER:HB2	2:B:101:VAL:H	3	1.86
(1,33)	1:A:55:SER:HB2	2:B:101:VAL:HA	3	1.86
(1,33)	1:A:55:SER:HB2	2:B:101:VAL:HB	3	1.86
(1,33)	1:A:55:SER:HB2	2:B:101:VAL:HG11	3	1.86
(1,33)	1:A:55:SER:HB2	2:B:101:VAL:HG12	3	1.86
(1,33)	1:A:55:SER:HB2	2:B:101:VAL:HG13	3	1.86
(1,33)	1:A:55:SER:HB2	2:B:101:VAL:HG21	3	1.86
(1,33)	1:A:55:SER:HB2	2:B:101:VAL:HG22	3	1.86
(1,33)	1:A:55:SER:HB2	2:B:101:VAL:HG23	3	1.86
(1,33)	1:A:55:SER:HB2	2:B:101:VAL:N	3	1.86
(1,33)	1:A:55:SER:HB2	2:B:101:VAL:O	3	1.86

*Continued on next page...*

*Continued from previous page...*

Key	Atom-1	Atom-2	Model ID	Violation (Å)
(1,33)	1:A:55:SER:HB3	2:B:75:ILE:C	3	1.86
(1,33)	1:A:55:SER:HB3	2:B:75:ILE:CA	3	1.86
(1,33)	1:A:55:SER:HB3	2:B:75:ILE:CB	3	1.86
(1,33)	1:A:55:SER:HB3	2:B:75:ILE:CD1	3	1.86
(1,33)	1:A:55:SER:HB3	2:B:75:ILE:CG1	3	1.86
(1,33)	1:A:55:SER:HB3	2:B:75:ILE:CG2	3	1.86
(1,33)	1:A:55:SER:HB3	2:B:75:ILE:H	3	1.86
(1,33)	1:A:55:SER:HB3	2:B:75:ILE:HA	3	1.86
(1,33)	1:A:55:SER:HB3	2:B:75:ILE:HB	3	1.86
(1,33)	1:A:55:SER:HB3	2:B:75:ILE:HD11	3	1.86
(1,33)	1:A:55:SER:HB3	2:B:75:ILE:HD12	3	1.86
(1,33)	1:A:55:SER:HB3	2:B:75:ILE:HD13	3	1.86
(1,33)	1:A:55:SER:HB3	2:B:75:ILE:HG12	3	1.86
(1,33)	1:A:55:SER:HB3	2:B:75:ILE:HG13	3	1.86
(1,33)	1:A:55:SER:HB3	2:B:75:ILE:HG21	3	1.86
(1,33)	1:A:55:SER:HB3	2:B:75:ILE:HG22	3	1.86
(1,33)	1:A:55:SER:HB3	2:B:75:ILE:HG23	3	1.86
(1,33)	1:A:55:SER:HB3	2:B:75:ILE:N	3	1.86
(1,33)	1:A:55:SER:HB3	2:B:75:ILE:O	3	1.86
(1,33)	1:A:55:SER:HB3	2:B:77:ALA:C	3	1.86
(1,33)	1:A:55:SER:HB3	2:B:77:ALA:CA	3	1.86
(1,33)	1:A:55:SER:HB3	2:B:77:ALA:CB	3	1.86
(1,33)	1:A:55:SER:HB3	2:B:77:ALA:H	3	1.86
(1,33)	1:A:55:SER:HB3	2:B:77:ALA:HA	3	1.86
(1,33)	1:A:55:SER:HB3	2:B:77:ALA:HB1	3	1.86
(1,33)	1:A:55:SER:HB3	2:B:77:ALA:HB2	3	1.86
(1,33)	1:A:55:SER:HB3	2:B:77:ALA:HB3	3	1.86
(1,33)	1:A:55:SER:HB3	2:B:77:ALA:N	3	1.86
(1,33)	1:A:55:SER:HB3	2:B:77:ALA:O	3	1.86
(1,33)	1:A:55:SER:HB3	2:B:78:GLY:C	3	1.86
(1,33)	1:A:55:SER:HB3	2:B:78:GLY:CA	3	1.86
(1,33)	1:A:55:SER:HB3	2:B:78:GLY:H	3	1.86
(1,33)	1:A:55:SER:HB3	2:B:78:GLY:HA2	3	1.86
(1,33)	1:A:55:SER:HB3	2:B:78:GLY:HA3	3	1.86
(1,33)	1:A:55:SER:HB3	2:B:78:GLY:N	3	1.86
(1,33)	1:A:55:SER:HB3	2:B:78:GLY:O	3	1.86
(1,33)	1:A:55:SER:HB3	2:B:79:LYS:C	3	1.86
(1,33)	1:A:55:SER:HB3	2:B:79:LYS:CA	3	1.86
(1,33)	1:A:55:SER:HB3	2:B:79:LYS:CB	3	1.86
(1,33)	1:A:55:SER:HB3	2:B:79:LYS:CD	3	1.86
(1,33)	1:A:55:SER:HB3	2:B:79:LYS:CE	3	1.86
(1,33)	1:A:55:SER:HB3	2:B:79:LYS:CG	3	1.86

*Continued on next page...*



*Continued from previous page...*

Key	Atom-1	Atom-2	Model ID	Violation (Å)
(1,33)	1:A:55:SER:HB3	2:B:79:LYS:H	3	1.86
(1,33)	1:A:55:SER:HB3	2:B:79:LYS:HA	3	1.86
(1,33)	1:A:55:SER:HB3	2:B:79:LYS:HB2	3	1.86
(1,33)	1:A:55:SER:HB3	2:B:79:LYS:HB3	3	1.86
(1,33)	1:A:55:SER:HB3	2:B:79:LYS:HD2	3	1.86
(1,33)	1:A:55:SER:HB3	2:B:79:LYS:HD3	3	1.86
(1,33)	1:A:55:SER:HB3	2:B:79:LYS:HE2	3	1.86
(1,33)	1:A:55:SER:HB3	2:B:79:LYS:HE3	3	1.86
(1,33)	1:A:55:SER:HB3	2:B:79:LYS:HG2	3	1.86
(1,33)	1:A:55:SER:HB3	2:B:79:LYS:HG3	3	1.86
(1,33)	1:A:55:SER:HB3	2:B:79:LYS:HZ1	3	1.86
(1,33)	1:A:55:SER:HB3	2:B:79:LYS:HZ2	3	1.86
(1,33)	1:A:55:SER:HB3	2:B:79:LYS:HZ3	3	1.86
(1,33)	1:A:55:SER:HB3	2:B:79:LYS:N	3	1.86
(1,33)	1:A:55:SER:HB3	2:B:79:LYS:NZ	3	1.86
(1,33)	1:A:55:SER:HB3	2:B:79:LYS:O	3	1.86
(1,33)	1:A:55:SER:HB3	2:B:80:ILE:C	3	1.86
(1,33)	1:A:55:SER:HB3	2:B:80:ILE:CA	3	1.86
(1,33)	1:A:55:SER:HB3	2:B:80:ILE:CB	3	1.86
(1,33)	1:A:55:SER:HB3	2:B:80:ILE:CD1	3	1.86
(1,33)	1:A:55:SER:HB3	2:B:80:ILE:CG1	3	1.86
(1,33)	1:A:55:SER:HB3	2:B:80:ILE:CG2	3	1.86
(1,33)	1:A:55:SER:HB3	2:B:80:ILE:H	3	1.86
(1,33)	1:A:55:SER:HB3	2:B:80:ILE:HA	3	1.86
(1,33)	1:A:55:SER:HB3	2:B:80:ILE:HB	3	1.86
(1,33)	1:A:55:SER:HB3	2:B:80:ILE:HD11	3	1.86
(1,33)	1:A:55:SER:HB3	2:B:80:ILE:HD12	3	1.86
(1,33)	1:A:55:SER:HB3	2:B:80:ILE:HD13	3	1.86
(1,33)	1:A:55:SER:HB3	2:B:80:ILE:HG12	3	1.86
(1,33)	1:A:55:SER:HB3	2:B:80:ILE:HG13	3	1.86
(1,33)	1:A:55:SER:HB3	2:B:80:ILE:HG21	3	1.86
(1,33)	1:A:55:SER:HB3	2:B:80:ILE:HG22	3	1.86
(1,33)	1:A:55:SER:HB3	2:B:80:ILE:HG23	3	1.86
(1,33)	1:A:55:SER:HB3	2:B:80:ILE:N	3	1.86
(1,33)	1:A:55:SER:HB3	2:B:80:ILE:O	3	1.86
(1,33)	1:A:55:SER:HB3	2:B:84:GLN:C	3	1.86
(1,33)	1:A:55:SER:HB3	2:B:84:GLN:CA	3	1.86
(1,33)	1:A:55:SER:HB3	2:B:84:GLN:CB	3	1.86
(1,33)	1:A:55:SER:HB3	2:B:84:GLN:CD	3	1.86
(1,33)	1:A:55:SER:HB3	2:B:84:GLN:CG	3	1.86
(1,33)	1:A:55:SER:HB3	2:B:84:GLN:H	3	1.86
(1,33)	1:A:55:SER:HB3	2:B:84:GLN:HA	3	1.86

*Continued on next page...*

*Continued from previous page...*

Key	Atom-1	Atom-2	Model ID	Violation (Å)
(1,33)	1:A:55:SER:HB3	2:B:84:GLN:HB2	3	1.86
(1,33)	1:A:55:SER:HB3	2:B:84:GLN:HB3	3	1.86
(1,33)	1:A:55:SER:HB3	2:B:84:GLN:HE21	3	1.86
(1,33)	1:A:55:SER:HB3	2:B:84:GLN:HE22	3	1.86
(1,33)	1:A:55:SER:HB3	2:B:84:GLN:HG2	3	1.86
(1,33)	1:A:55:SER:HB3	2:B:84:GLN:HG3	3	1.86
(1,33)	1:A:55:SER:HB3	2:B:84:GLN:N	3	1.86
(1,33)	1:A:55:SER:HB3	2:B:84:GLN:NE2	3	1.86
(1,33)	1:A:55:SER:HB3	2:B:84:GLN:O	3	1.86
(1,33)	1:A:55:SER:HB3	2:B:84:GLN:OE1	3	1.86
(1,33)	1:A:55:SER:HB3	2:B:97:THR:C	3	1.86
(1,33)	1:A:55:SER:HB3	2:B:97:THR:CA	3	1.86
(1,33)	1:A:55:SER:HB3	2:B:97:THR:CB	3	1.86
(1,33)	1:A:55:SER:HB3	2:B:97:THR:CG2	3	1.86
(1,33)	1:A:55:SER:HB3	2:B:97:THR:H	3	1.86
(1,33)	1:A:55:SER:HB3	2:B:97:THR:HA	3	1.86
(1,33)	1:A:55:SER:HB3	2:B:97:THR:HB	3	1.86
(1,33)	1:A:55:SER:HB3	2:B:97:THR:HG1	3	1.86
(1,33)	1:A:55:SER:HB3	2:B:97:THR:HG21	3	1.86
(1,33)	1:A:55:SER:HB3	2:B:97:THR:HG22	3	1.86
(1,33)	1:A:55:SER:HB3	2:B:97:THR:HG23	3	1.86
(1,33)	1:A:55:SER:HB3	2:B:97:THR:N	3	1.86
(1,33)	1:A:55:SER:HB3	2:B:97:THR:O	3	1.86
(1,33)	1:A:55:SER:HB3	2:B:97:THR:OG1	3	1.86
(1,33)	1:A:55:SER:HB3	2:B:99:HIS:C	3	1.86
(1,33)	1:A:55:SER:HB3	2:B:99:HIS:CA	3	1.86
(1,33)	1:A:55:SER:HB3	2:B:99:HIS:CB	3	1.86
(1,33)	1:A:55:SER:HB3	2:B:99:HIS:CD2	3	1.86
(1,33)	1:A:55:SER:HB3	2:B:99:HIS:CE1	3	1.86
(1,33)	1:A:55:SER:HB3	2:B:99:HIS:CG	3	1.86
(1,33)	1:A:55:SER:HB3	2:B:99:HIS:H	3	1.86
(1,33)	1:A:55:SER:HB3	2:B:99:HIS:HA	3	1.86
(1,33)	1:A:55:SER:HB3	2:B:99:HIS:HB2	3	1.86
(1,33)	1:A:55:SER:HB3	2:B:99:HIS:HB3	3	1.86
(1,33)	1:A:55:SER:HB3	2:B:99:HIS:HD1	3	1.86
(1,33)	1:A:55:SER:HB3	2:B:99:HIS:HD2	3	1.86
(1,33)	1:A:55:SER:HB3	2:B:99:HIS:HE1	3	1.86
(1,33)	1:A:55:SER:HB3	2:B:99:HIS:HE2	3	1.86
(1,33)	1:A:55:SER:HB3	2:B:99:HIS:N	3	1.86
(1,33)	1:A:55:SER:HB3	2:B:99:HIS:ND1	3	1.86
(1,33)	1:A:55:SER:HB3	2:B:99:HIS:NE2	3	1.86
(1,33)	1:A:55:SER:HB3	2:B:99:HIS:O	3	1.86

*Continued on next page...*

*Continued from previous page...*

Key	Atom-1	Atom-2	Model ID	Violation (Å)
(1,33)	1:A:55:SER:HB3	2:B:101:VAL:C	3	1.86
(1,33)	1:A:55:SER:HB3	2:B:101:VAL:CA	3	1.86
(1,33)	1:A:55:SER:HB3	2:B:101:VAL:CB	3	1.86
(1,33)	1:A:55:SER:HB3	2:B:101:VAL:CG1	3	1.86
(1,33)	1:A:55:SER:HB3	2:B:101:VAL:CG2	3	1.86
(1,33)	1:A:55:SER:HB3	2:B:101:VAL:H	3	1.86
(1,33)	1:A:55:SER:HB3	2:B:101:VAL:HA	3	1.86
(1,33)	1:A:55:SER:HB3	2:B:101:VAL:HB	3	1.86
(1,33)	1:A:55:SER:HB3	2:B:101:VAL:HG11	3	1.86
(1,33)	1:A:55:SER:HB3	2:B:101:VAL:HG12	3	1.86
(1,33)	1:A:55:SER:HB3	2:B:101:VAL:HG13	3	1.86
(1,33)	1:A:55:SER:HB3	2:B:101:VAL:HG21	3	1.86
(1,33)	1:A:55:SER:HB3	2:B:101:VAL:HG22	3	1.86
(1,33)	1:A:55:SER:HB3	2:B:101:VAL:HG23	3	1.86
(1,33)	1:A:55:SER:HB3	2:B:101:VAL:N	3	1.86
(1,33)	1:A:55:SER:HB3	2:B:101:VAL:O	3	1.86
(1,33)	1:A:55:SER:HG	2:B:75:ILE:C	3	1.86
(1,33)	1:A:55:SER:HG	2:B:75:ILE:CA	3	1.86
(1,33)	1:A:55:SER:HG	2:B:75:ILE:CB	3	1.86
(1,33)	1:A:55:SER:HG	2:B:75:ILE:CD1	3	1.86
(1,33)	1:A:55:SER:HG	2:B:75:ILE:CG1	3	1.86
(1,33)	1:A:55:SER:HG	2:B:75:ILE:CG2	3	1.86
(1,33)	1:A:55:SER:HG	2:B:75:ILE:H	3	1.86
(1,33)	1:A:55:SER:HG	2:B:75:ILE:HA	3	1.86
(1,33)	1:A:55:SER:HG	2:B:75:ILE:HB	3	1.86
(1,33)	1:A:55:SER:HG	2:B:75:ILE:HD11	3	1.86
(1,33)	1:A:55:SER:HG	2:B:75:ILE:HD12	3	1.86
(1,33)	1:A:55:SER:HG	2:B:75:ILE:HD13	3	1.86
(1,33)	1:A:55:SER:HG	2:B:75:ILE:HG12	3	1.86
(1,33)	1:A:55:SER:HG	2:B:75:ILE:HG13	3	1.86
(1,33)	1:A:55:SER:HG	2:B:75:ILE:HG21	3	1.86
(1,33)	1:A:55:SER:HG	2:B:75:ILE:HG22	3	1.86
(1,33)	1:A:55:SER:HG	2:B:75:ILE:HG23	3	1.86
(1,33)	1:A:55:SER:HG	2:B:75:ILE:N	3	1.86
(1,33)	1:A:55:SER:HG	2:B:75:ILE:O	3	1.86
(1,33)	1:A:55:SER:HG	2:B:77:ALA:C	3	1.86
(1,33)	1:A:55:SER:HG	2:B:77:ALA:CA	3	1.86
(1,33)	1:A:55:SER:HG	2:B:77:ALA:CB	3	1.86
(1,33)	1:A:55:SER:HG	2:B:77:ALA:H	3	1.86
(1,33)	1:A:55:SER:HG	2:B:77:ALA:HA	3	1.86
(1,33)	1:A:55:SER:HG	2:B:77:ALA:HB1	3	1.86
(1,33)	1:A:55:SER:HG	2:B:77:ALA:HB2	3	1.86

*Continued on next page...*

*Continued from previous page...*

Key	Atom-1	Atom-2	Model ID	Violation (Å)
(1,33)	1:A:55:SER:HG	2:B:77:ALA:HB3	3	1.86
(1,33)	1:A:55:SER:HG	2:B:77:ALA:N	3	1.86
(1,33)	1:A:55:SER:HG	2:B:77:ALA:O	3	1.86
(1,33)	1:A:55:SER:HG	2:B:78:GLY:C	3	1.86
(1,33)	1:A:55:SER:HG	2:B:78:GLY:CA	3	1.86
(1,33)	1:A:55:SER:HG	2:B:78:GLY:H	3	1.86
(1,33)	1:A:55:SER:HG	2:B:78:GLY:HA2	3	1.86
(1,33)	1:A:55:SER:HG	2:B:78:GLY:HA3	3	1.86
(1,33)	1:A:55:SER:HG	2:B:78:GLY:N	3	1.86
(1,33)	1:A:55:SER:HG	2:B:78:GLY:O	3	1.86
(1,33)	1:A:55:SER:HG	2:B:79:LYS:C	3	1.86
(1,33)	1:A:55:SER:HG	2:B:79:LYS:CA	3	1.86
(1,33)	1:A:55:SER:HG	2:B:79:LYS:CB	3	1.86
(1,33)	1:A:55:SER:HG	2:B:79:LYS:CD	3	1.86
(1,33)	1:A:55:SER:HG	2:B:79:LYS:CE	3	1.86
(1,33)	1:A:55:SER:HG	2:B:79:LYS:CG	3	1.86
(1,33)	1:A:55:SER:HG	2:B:79:LYS:H	3	1.86
(1,33)	1:A:55:SER:HG	2:B:79:LYS:HA	3	1.86
(1,33)	1:A:55:SER:HG	2:B:79:LYS:HB2	3	1.86
(1,33)	1:A:55:SER:HG	2:B:79:LYS:HB3	3	1.86
(1,33)	1:A:55:SER:HG	2:B:79:LYS:HD2	3	1.86
(1,33)	1:A:55:SER:HG	2:B:79:LYS:HD3	3	1.86
(1,33)	1:A:55:SER:HG	2:B:79:LYS:HE2	3	1.86
(1,33)	1:A:55:SER:HG	2:B:79:LYS:HE3	3	1.86
(1,33)	1:A:55:SER:HG	2:B:79:LYS:HG2	3	1.86
(1,33)	1:A:55:SER:HG	2:B:79:LYS:HG3	3	1.86
(1,33)	1:A:55:SER:HG	2:B:79:LYS:HZ1	3	1.86
(1,33)	1:A:55:SER:HG	2:B:79:LYS:HZ2	3	1.86
(1,33)	1:A:55:SER:HG	2:B:79:LYS:HZ3	3	1.86
(1,33)	1:A:55:SER:HG	2:B:79:LYS:N	3	1.86
(1,33)	1:A:55:SER:HG	2:B:79:LYS:NZ	3	1.86
(1,33)	1:A:55:SER:HG	2:B:79:LYS:O	3	1.86
(1,33)	1:A:55:SER:HG	2:B:80:ILE:C	3	1.86
(1,33)	1:A:55:SER:HG	2:B:80:ILE:CA	3	1.86
(1,33)	1:A:55:SER:HG	2:B:80:ILE:CB	3	1.86
(1,33)	1:A:55:SER:HG	2:B:80:ILE:CD1	3	1.86
(1,33)	1:A:55:SER:HG	2:B:80:ILE:CG1	3	1.86
(1,33)	1:A:55:SER:HG	2:B:80:ILE:CG2	3	1.86
(1,33)	1:A:55:SER:HG	2:B:80:ILE:H	3	1.86
(1,33)	1:A:55:SER:HG	2:B:80:ILE:HA	3	1.86
(1,33)	1:A:55:SER:HG	2:B:80:ILE:HB	3	1.86
(1,33)	1:A:55:SER:HG	2:B:80:ILE:HD11	3	1.86

*Continued on next page...*

*Continued from previous page...*

Key	Atom-1	Atom-2	Model ID	Violation (Å)
(1,33)	1:A:55:SER:HG	2:B:80:ILE:HD12	3	1.86
(1,33)	1:A:55:SER:HG	2:B:80:ILE:HD13	3	1.86
(1,33)	1:A:55:SER:HG	2:B:80:ILE:HG12	3	1.86
(1,33)	1:A:55:SER:HG	2:B:80:ILE:HG13	3	1.86
(1,33)	1:A:55:SER:HG	2:B:80:ILE:HG21	3	1.86
(1,33)	1:A:55:SER:HG	2:B:80:ILE:HG22	3	1.86
(1,33)	1:A:55:SER:HG	2:B:80:ILE:HG23	3	1.86
(1,33)	1:A:55:SER:HG	2:B:80:ILE:N	3	1.86
(1,33)	1:A:55:SER:HG	2:B:80:ILE:O	3	1.86
(1,33)	1:A:55:SER:HG	2:B:84:GLN:C	3	1.86
(1,33)	1:A:55:SER:HG	2:B:84:GLN:CA	3	1.86
(1,33)	1:A:55:SER:HG	2:B:84:GLN:CB	3	1.86
(1,33)	1:A:55:SER:HG	2:B:84:GLN:CD	3	1.86
(1,33)	1:A:55:SER:HG	2:B:84:GLN:CG	3	1.86
(1,33)	1:A:55:SER:HG	2:B:84:GLN:H	3	1.86
(1,33)	1:A:55:SER:HG	2:B:84:GLN:HA	3	1.86
(1,33)	1:A:55:SER:HG	2:B:84:GLN:HB2	3	1.86
(1,33)	1:A:55:SER:HG	2:B:84:GLN:HB3	3	1.86
(1,33)	1:A:55:SER:HG	2:B:84:GLN:HE21	3	1.86
(1,33)	1:A:55:SER:HG	2:B:84:GLN:HE22	3	1.86
(1,33)	1:A:55:SER:HG	2:B:84:GLN:HG2	3	1.86
(1,33)	1:A:55:SER:HG	2:B:84:GLN:HG3	3	1.86
(1,33)	1:A:55:SER:HG	2:B:84:GLN:N	3	1.86
(1,33)	1:A:55:SER:HG	2:B:84:GLN:NE2	3	1.86
(1,33)	1:A:55:SER:HG	2:B:84:GLN:O	3	1.86
(1,33)	1:A:55:SER:HG	2:B:84:GLN:OE1	3	1.86
(1,33)	1:A:55:SER:HG	2:B:97:THR:C	3	1.86
(1,33)	1:A:55:SER:HG	2:B:97:THR:CA	3	1.86
(1,33)	1:A:55:SER:HG	2:B:97:THR:CB	3	1.86
(1,33)	1:A:55:SER:HG	2:B:97:THR:CG2	3	1.86
(1,33)	1:A:55:SER:HG	2:B:97:THR:H	3	1.86
(1,33)	1:A:55:SER:HG	2:B:97:THR:HA	3	1.86
(1,33)	1:A:55:SER:HG	2:B:97:THR:HB	3	1.86
(1,33)	1:A:55:SER:HG	2:B:97:THR:HG1	3	1.86
(1,33)	1:A:55:SER:HG	2:B:97:THR:HG21	3	1.86
(1,33)	1:A:55:SER:HG	2:B:97:THR:HG22	3	1.86
(1,33)	1:A:55:SER:HG	2:B:97:THR:HG23	3	1.86
(1,33)	1:A:55:SER:HG	2:B:97:THR:N	3	1.86
(1,33)	1:A:55:SER:HG	2:B:97:THR:O	3	1.86
(1,33)	1:A:55:SER:HG	2:B:97:THR:OG1	3	1.86
(1,33)	1:A:55:SER:HG	2:B:99:HIS:C	3	1.86
(1,33)	1:A:55:SER:HG	2:B:99:HIS:CA	3	1.86

*Continued on next page...*

*Continued from previous page...*

Key	Atom-1	Atom-2	Model ID	Violation (Å)
(1,33)	1:A:55:SER:HG	2:B:99:HIS:CB	3	1.86
(1,33)	1:A:55:SER:HG	2:B:99:HIS:CD2	3	1.86
(1,33)	1:A:55:SER:HG	2:B:99:HIS:CE1	3	1.86
(1,33)	1:A:55:SER:HG	2:B:99:HIS:CG	3	1.86
(1,33)	1:A:55:SER:HG	2:B:99:HIS:H	3	1.86
(1,33)	1:A:55:SER:HG	2:B:99:HIS:HA	3	1.86
(1,33)	1:A:55:SER:HG	2:B:99:HIS:HB2	3	1.86
(1,33)	1:A:55:SER:HG	2:B:99:HIS:HB3	3	1.86
(1,33)	1:A:55:SER:HG	2:B:99:HIS:HD1	3	1.86
(1,33)	1:A:55:SER:HG	2:B:99:HIS:HD2	3	1.86
(1,33)	1:A:55:SER:HG	2:B:99:HIS:HE1	3	1.86
(1,33)	1:A:55:SER:HG	2:B:99:HIS:HE2	3	1.86
(1,33)	1:A:55:SER:HG	2:B:99:HIS:N	3	1.86
(1,33)	1:A:55:SER:HG	2:B:99:HIS:ND1	3	1.86
(1,33)	1:A:55:SER:HG	2:B:99:HIS:NE2	3	1.86
(1,33)	1:A:55:SER:HG	2:B:99:HIS:O	3	1.86
(1,33)	1:A:55:SER:HG	2:B:101:VAL:C	3	1.86
(1,33)	1:A:55:SER:HG	2:B:101:VAL:CA	3	1.86
(1,33)	1:A:55:SER:HG	2:B:101:VAL:CB	3	1.86
(1,33)	1:A:55:SER:HG	2:B:101:VAL:CG1	3	1.86
(1,33)	1:A:55:SER:HG	2:B:101:VAL:CG2	3	1.86
(1,33)	1:A:55:SER:HG	2:B:101:VAL:H	3	1.86
(1,33)	1:A:55:SER:HG	2:B:101:VAL:HA	3	1.86
(1,33)	1:A:55:SER:HG	2:B:101:VAL:HB	3	1.86
(1,33)	1:A:55:SER:HG	2:B:101:VAL:HG11	3	1.86
(1,33)	1:A:55:SER:HG	2:B:101:VAL:HG12	3	1.86
(1,33)	1:A:55:SER:HG	2:B:101:VAL:HG13	3	1.86
(1,33)	1:A:55:SER:HG	2:B:101:VAL:HG21	3	1.86
(1,33)	1:A:55:SER:HG	2:B:101:VAL:HG22	3	1.86
(1,33)	1:A:55:SER:HG	2:B:101:VAL:HG23	3	1.86
(1,33)	1:A:55:SER:HG	2:B:101:VAL:N	3	1.86
(1,33)	1:A:55:SER:HG	2:B:101:VAL:O	3	1.86
(1,33)	1:A:55:SER:N	2:B:75:ILE:C	3	1.86
(1,33)	1:A:55:SER:N	2:B:75:ILE:CA	3	1.86
(1,33)	1:A:55:SER:N	2:B:75:ILE:CB	3	1.86
(1,33)	1:A:55:SER:N	2:B:75:ILE:CD1	3	1.86
(1,33)	1:A:55:SER:N	2:B:75:ILE:CG1	3	1.86
(1,33)	1:A:55:SER:N	2:B:75:ILE:CG2	3	1.86
(1,33)	1:A:55:SER:N	2:B:75:ILE:H	3	1.86
(1,33)	1:A:55:SER:N	2:B:75:ILE:HA	3	1.86
(1,33)	1:A:55:SER:N	2:B:75:ILE:HB	3	1.86
(1,33)	1:A:55:SER:N	2:B:75:ILE:HD11	3	1.86

*Continued on next page...*

*Continued from previous page...*

Key	Atom-1	Atom-2	Model ID	Violation (Å)
(1,33)	1:A:55:SER:N	2:B:75:ILE:HD12	3	1.86
(1,33)	1:A:55:SER:N	2:B:75:ILE:HD13	3	1.86
(1,33)	1:A:55:SER:N	2:B:75:ILE:HG12	3	1.86
(1,33)	1:A:55:SER:N	2:B:75:ILE:HG13	3	1.86
(1,33)	1:A:55:SER:N	2:B:75:ILE:HG21	3	1.86
(1,33)	1:A:55:SER:N	2:B:75:ILE:HG22	3	1.86
(1,33)	1:A:55:SER:N	2:B:75:ILE:HG23	3	1.86
(1,33)	1:A:55:SER:N	2:B:75:ILE:N	3	1.86
(1,33)	1:A:55:SER:N	2:B:75:ILE:O	3	1.86
(1,33)	1:A:55:SER:N	2:B:77:ALA:C	3	1.86
(1,33)	1:A:55:SER:N	2:B:77:ALA:CA	3	1.86
(1,33)	1:A:55:SER:N	2:B:77:ALA:CB	3	1.86
(1,33)	1:A:55:SER:N	2:B:77:ALA:H	3	1.86
(1,33)	1:A:55:SER:N	2:B:77:ALA:HA	3	1.86
(1,33)	1:A:55:SER:N	2:B:77:ALA:HB1	3	1.86
(1,33)	1:A:55:SER:N	2:B:77:ALA:HB2	3	1.86
(1,33)	1:A:55:SER:N	2:B:77:ALA:HB3	3	1.86
(1,33)	1:A:55:SER:N	2:B:77:ALA:N	3	1.86
(1,33)	1:A:55:SER:N	2:B:77:ALA:O	3	1.86
(1,33)	1:A:55:SER:N	2:B:78:GLY:C	3	1.86
(1,33)	1:A:55:SER:N	2:B:78:GLY:CA	3	1.86
(1,33)	1:A:55:SER:N	2:B:78:GLY:H	3	1.86
(1,33)	1:A:55:SER:N	2:B:78:GLY:HA2	3	1.86
(1,33)	1:A:55:SER:N	2:B:78:GLY:HA3	3	1.86
(1,33)	1:A:55:SER:N	2:B:78:GLY:N	3	1.86
(1,33)	1:A:55:SER:N	2:B:78:GLY:O	3	1.86
(1,33)	1:A:55:SER:N	2:B:79:LYS:C	3	1.86
(1,33)	1:A:55:SER:N	2:B:79:LYS:CA	3	1.86
(1,33)	1:A:55:SER:N	2:B:79:LYS:CB	3	1.86
(1,33)	1:A:55:SER:N	2:B:79:LYS:CD	3	1.86
(1,33)	1:A:55:SER:N	2:B:79:LYS:CE	3	1.86
(1,33)	1:A:55:SER:N	2:B:79:LYS:CG	3	1.86
(1,33)	1:A:55:SER:N	2:B:79:LYS:H	3	1.86
(1,33)	1:A:55:SER:N	2:B:79:LYS:HA	3	1.86
(1,33)	1:A:55:SER:N	2:B:79:LYS:HB2	3	1.86
(1,33)	1:A:55:SER:N	2:B:79:LYS:HB3	3	1.86
(1,33)	1:A:55:SER:N	2:B:79:LYS:HD2	3	1.86
(1,33)	1:A:55:SER:N	2:B:79:LYS:HD3	3	1.86
(1,33)	1:A:55:SER:N	2:B:79:LYS:HE2	3	1.86
(1,33)	1:A:55:SER:N	2:B:79:LYS:HE3	3	1.86
(1,33)	1:A:55:SER:N	2:B:79:LYS:HG2	3	1.86
(1,33)	1:A:55:SER:N	2:B:79:LYS:HG3	3	1.86

*Continued on next page...*

*Continued from previous page...*

Key	Atom-1	Atom-2	Model ID	Violation (Å)
(1,33)	1:A:55:SER:N	2:B:79:LYS:HZ1	3	1.86
(1,33)	1:A:55:SER:N	2:B:79:LYS:HZ2	3	1.86
(1,33)	1:A:55:SER:N	2:B:79:LYS:HZ3	3	1.86
(1,33)	1:A:55:SER:N	2:B:79:LYS:N	3	1.86
(1,33)	1:A:55:SER:N	2:B:79:LYS:NZ	3	1.86
(1,33)	1:A:55:SER:N	2:B:79:LYS:O	3	1.86
(1,33)	1:A:55:SER:N	2:B:80:ILE:C	3	1.86
(1,33)	1:A:55:SER:N	2:B:80:ILE:CA	3	1.86
(1,33)	1:A:55:SER:N	2:B:80:ILE:CB	3	1.86
(1,33)	1:A:55:SER:N	2:B:80:ILE:CD1	3	1.86
(1,33)	1:A:55:SER:N	2:B:80:ILE:CG1	3	1.86
(1,33)	1:A:55:SER:N	2:B:80:ILE:CG2	3	1.86
(1,33)	1:A:55:SER:N	2:B:80:ILE:H	3	1.86
(1,33)	1:A:55:SER:N	2:B:80:ILE:HA	3	1.86
(1,33)	1:A:55:SER:N	2:B:80:ILE:HB	3	1.86
(1,33)	1:A:55:SER:N	2:B:80:ILE:HD11	3	1.86
(1,33)	1:A:55:SER:N	2:B:80:ILE:HD12	3	1.86
(1,33)	1:A:55:SER:N	2:B:80:ILE:HD13	3	1.86
(1,33)	1:A:55:SER:N	2:B:80:ILE:HG12	3	1.86
(1,33)	1:A:55:SER:N	2:B:80:ILE:HG13	3	1.86
(1,33)	1:A:55:SER:N	2:B:80:ILE:HG21	3	1.86
(1,33)	1:A:55:SER:N	2:B:80:ILE:HG22	3	1.86
(1,33)	1:A:55:SER:N	2:B:80:ILE:HG23	3	1.86
(1,33)	1:A:55:SER:N	2:B:80:ILE:N	3	1.86
(1,33)	1:A:55:SER:N	2:B:80:ILE:O	3	1.86
(1,33)	1:A:55:SER:N	2:B:84:GLN:C	3	1.86
(1,33)	1:A:55:SER:N	2:B:84:GLN:CA	3	1.86
(1,33)	1:A:55:SER:N	2:B:84:GLN:CB	3	1.86
(1,33)	1:A:55:SER:N	2:B:84:GLN:CD	3	1.86
(1,33)	1:A:55:SER:N	2:B:84:GLN:CG	3	1.86
(1,33)	1:A:55:SER:N	2:B:84:GLN:H	3	1.86
(1,33)	1:A:55:SER:N	2:B:84:GLN:HA	3	1.86
(1,33)	1:A:55:SER:N	2:B:84:GLN:HB2	3	1.86
(1,33)	1:A:55:SER:N	2:B:84:GLN:HB3	3	1.86
(1,33)	1:A:55:SER:N	2:B:84:GLN:HE21	3	1.86
(1,33)	1:A:55:SER:N	2:B:84:GLN:HE22	3	1.86
(1,33)	1:A:55:SER:N	2:B:84:GLN:HG2	3	1.86
(1,33)	1:A:55:SER:N	2:B:84:GLN:HG3	3	1.86
(1,33)	1:A:55:SER:N	2:B:84:GLN:N	3	1.86
(1,33)	1:A:55:SER:N	2:B:84:GLN:NE2	3	1.86
(1,33)	1:A:55:SER:N	2:B:84:GLN:O	3	1.86
(1,33)	1:A:55:SER:N	2:B:84:GLN:OE1	3	1.86

*Continued on next page...*



*Continued from previous page...*

Key	Atom-1	Atom-2	Model ID	Violation (Å)
(1,33)	1:A:55:SER:N	2:B:97:THR:C	3	1.86
(1,33)	1:A:55:SER:N	2:B:97:THR:CA	3	1.86
(1,33)	1:A:55:SER:N	2:B:97:THR:CB	3	1.86
(1,33)	1:A:55:SER:N	2:B:97:THR:CG2	3	1.86
(1,33)	1:A:55:SER:N	2:B:97:THR:H	3	1.86
(1,33)	1:A:55:SER:N	2:B:97:THR:HA	3	1.86
(1,33)	1:A:55:SER:N	2:B:97:THR:HB	3	1.86
(1,33)	1:A:55:SER:N	2:B:97:THR:HG1	3	1.86
(1,33)	1:A:55:SER:N	2:B:97:THR:HG21	3	1.86
(1,33)	1:A:55:SER:N	2:B:97:THR:HG22	3	1.86
(1,33)	1:A:55:SER:N	2:B:97:THR:HG23	3	1.86
(1,33)	1:A:55:SER:N	2:B:97:THR:N	3	1.86
(1,33)	1:A:55:SER:N	2:B:97:THR:O	3	1.86
(1,33)	1:A:55:SER:N	2:B:97:THR:OG1	3	1.86
(1,33)	1:A:55:SER:N	2:B:99:HIS:C	3	1.86
(1,33)	1:A:55:SER:N	2:B:99:HIS:CA	3	1.86
(1,33)	1:A:55:SER:N	2:B:99:HIS:CB	3	1.86
(1,33)	1:A:55:SER:N	2:B:99:HIS:CD2	3	1.86
(1,33)	1:A:55:SER:N	2:B:99:HIS:CE1	3	1.86
(1,33)	1:A:55:SER:N	2:B:99:HIS:CG	3	1.86
(1,33)	1:A:55:SER:N	2:B:99:HIS:H	3	1.86
(1,33)	1:A:55:SER:N	2:B:99:HIS:HA	3	1.86
(1,33)	1:A:55:SER:N	2:B:99:HIS:HB2	3	1.86
(1,33)	1:A:55:SER:N	2:B:99:HIS:HB3	3	1.86
(1,33)	1:A:55:SER:N	2:B:99:HIS:HD1	3	1.86
(1,33)	1:A:55:SER:N	2:B:99:HIS:HD2	3	1.86
(1,33)	1:A:55:SER:N	2:B:99:HIS:HE1	3	1.86
(1,33)	1:A:55:SER:N	2:B:99:HIS:HE2	3	1.86
(1,33)	1:A:55:SER:N	2:B:99:HIS:N	3	1.86
(1,33)	1:A:55:SER:N	2:B:99:HIS:ND1	3	1.86
(1,33)	1:A:55:SER:N	2:B:99:HIS:NE2	3	1.86
(1,33)	1:A:55:SER:N	2:B:99:HIS:O	3	1.86
(1,33)	1:A:55:SER:N	2:B:101:VAL:C	3	1.86
(1,33)	1:A:55:SER:N	2:B:101:VAL:CA	3	1.86
(1,33)	1:A:55:SER:N	2:B:101:VAL:CB	3	1.86
(1,33)	1:A:55:SER:N	2:B:101:VAL:CG1	3	1.86
(1,33)	1:A:55:SER:N	2:B:101:VAL:CG2	3	1.86
(1,33)	1:A:55:SER:N	2:B:101:VAL:H	3	1.86
(1,33)	1:A:55:SER:N	2:B:101:VAL:HA	3	1.86
(1,33)	1:A:55:SER:N	2:B:101:VAL:HB	3	1.86
(1,33)	1:A:55:SER:N	2:B:101:VAL:HG11	3	1.86
(1,33)	1:A:55:SER:N	2:B:101:VAL:HG12	3	1.86

*Continued on next page...*

*Continued from previous page...*

Key	Atom-1	Atom-2	Model ID	Violation (Å)
(1,33)	1:A:55:SER:N	2:B:101:VAL:HG13	3	1.86
(1,33)	1:A:55:SER:N	2:B:101:VAL:HG21	3	1.86
(1,33)	1:A:55:SER:N	2:B:101:VAL:HG22	3	1.86
(1,33)	1:A:55:SER:N	2:B:101:VAL:HG23	3	1.86
(1,33)	1:A:55:SER:N	2:B:101:VAL:N	3	1.86
(1,33)	1:A:55:SER:N	2:B:101:VAL:O	3	1.86
(1,33)	1:A:55:SER:O	2:B:75:ILE:C	3	1.86
(1,33)	1:A:55:SER:O	2:B:75:ILE:CA	3	1.86
(1,33)	1:A:55:SER:O	2:B:75:ILE:CB	3	1.86
(1,33)	1:A:55:SER:O	2:B:75:ILE:CD1	3	1.86
(1,33)	1:A:55:SER:O	2:B:75:ILE:CG1	3	1.86
(1,33)	1:A:55:SER:O	2:B:75:ILE:CG2	3	1.86
(1,33)	1:A:55:SER:O	2:B:75:ILE:H	3	1.86
(1,33)	1:A:55:SER:O	2:B:75:ILE:HA	3	1.86
(1,33)	1:A:55:SER:O	2:B:75:ILE:HB	3	1.86
(1,33)	1:A:55:SER:O	2:B:75:ILE:HD11	3	1.86
(1,33)	1:A:55:SER:O	2:B:75:ILE:HD12	3	1.86
(1,33)	1:A:55:SER:O	2:B:75:ILE:HD13	3	1.86
(1,33)	1:A:55:SER:O	2:B:75:ILE:HG12	3	1.86
(1,33)	1:A:55:SER:O	2:B:75:ILE:HG13	3	1.86
(1,33)	1:A:55:SER:O	2:B:75:ILE:HG21	3	1.86
(1,33)	1:A:55:SER:O	2:B:75:ILE:HG22	3	1.86
(1,33)	1:A:55:SER:O	2:B:75:ILE:HG23	3	1.86
(1,33)	1:A:55:SER:O	2:B:75:ILE:N	3	1.86
(1,33)	1:A:55:SER:O	2:B:75:ILE:O	3	1.86
(1,33)	1:A:55:SER:O	2:B:77:ALA:C	3	1.86
(1,33)	1:A:55:SER:O	2:B:77:ALA:CA	3	1.86
(1,33)	1:A:55:SER:O	2:B:77:ALA:CB	3	1.86
(1,33)	1:A:55:SER:O	2:B:77:ALA:H	3	1.86
(1,33)	1:A:55:SER:O	2:B:77:ALA:HA	3	1.86
(1,33)	1:A:55:SER:O	2:B:77:ALA:HB1	3	1.86
(1,33)	1:A:55:SER:O	2:B:77:ALA:HB2	3	1.86
(1,33)	1:A:55:SER:O	2:B:77:ALA:HB3	3	1.86
(1,33)	1:A:55:SER:O	2:B:77:ALA:N	3	1.86
(1,33)	1:A:55:SER:O	2:B:77:ALA:O	3	1.86
(1,33)	1:A:55:SER:O	2:B:78:GLY:C	3	1.86
(1,33)	1:A:55:SER:O	2:B:78:GLY:CA	3	1.86
(1,33)	1:A:55:SER:O	2:B:78:GLY:H	3	1.86
(1,33)	1:A:55:SER:O	2:B:78:GLY:HA2	3	1.86
(1,33)	1:A:55:SER:O	2:B:78:GLY:HA3	3	1.86
(1,33)	1:A:55:SER:O	2:B:78:GLY:N	3	1.86
(1,33)	1:A:55:SER:O	2:B:78:GLY:O	3	1.86

*Continued on next page...*

*Continued from previous page...*

Key	Atom-1	Atom-2	Model ID	Violation (Å)
(1,33)	1:A:55:SER:O	2:B:79:LYS:C	3	1.86
(1,33)	1:A:55:SER:O	2:B:79:LYS:CA	3	1.86
(1,33)	1:A:55:SER:O	2:B:79:LYS:CB	3	1.86
(1,33)	1:A:55:SER:O	2:B:79:LYS:CD	3	1.86
(1,33)	1:A:55:SER:O	2:B:79:LYS:CE	3	1.86
(1,33)	1:A:55:SER:O	2:B:79:LYS:CG	3	1.86
(1,33)	1:A:55:SER:O	2:B:79:LYS:H	3	1.86
(1,33)	1:A:55:SER:O	2:B:79:LYS:HA	3	1.86
(1,33)	1:A:55:SER:O	2:B:79:LYS:HB2	3	1.86
(1,33)	1:A:55:SER:O	2:B:79:LYS:HB3	3	1.86
(1,33)	1:A:55:SER:O	2:B:79:LYS:HD2	3	1.86
(1,33)	1:A:55:SER:O	2:B:79:LYS:HD3	3	1.86
(1,33)	1:A:55:SER:O	2:B:79:LYS:HE2	3	1.86
(1,33)	1:A:55:SER:O	2:B:79:LYS:HE3	3	1.86
(1,33)	1:A:55:SER:O	2:B:79:LYS:HG2	3	1.86
(1,33)	1:A:55:SER:O	2:B:79:LYS:HG3	3	1.86
(1,33)	1:A:55:SER:O	2:B:79:LYS:HZ1	3	1.86
(1,33)	1:A:55:SER:O	2:B:79:LYS:HZ2	3	1.86
(1,33)	1:A:55:SER:O	2:B:79:LYS:HZ3	3	1.86
(1,33)	1:A:55:SER:O	2:B:79:LYS:N	3	1.86
(1,33)	1:A:55:SER:O	2:B:79:LYS:NZ	3	1.86
(1,33)	1:A:55:SER:O	2:B:79:LYS:O	3	1.86
(1,33)	1:A:55:SER:O	2:B:80:ILE:C	3	1.86
(1,33)	1:A:55:SER:O	2:B:80:ILE:CA	3	1.86
(1,33)	1:A:55:SER:O	2:B:80:ILE:CB	3	1.86
(1,33)	1:A:55:SER:O	2:B:80:ILE:CD1	3	1.86
(1,33)	1:A:55:SER:O	2:B:80:ILE:CG1	3	1.86
(1,33)	1:A:55:SER:O	2:B:80:ILE:CG2	3	1.86
(1,33)	1:A:55:SER:O	2:B:80:ILE:H	3	1.86
(1,33)	1:A:55:SER:O	2:B:80:ILE:HA	3	1.86
(1,33)	1:A:55:SER:O	2:B:80:ILE:HB	3	1.86
(1,33)	1:A:55:SER:O	2:B:80:ILE:HD11	3	1.86
(1,33)	1:A:55:SER:O	2:B:80:ILE:HD12	3	1.86
(1,33)	1:A:55:SER:O	2:B:80:ILE:HD13	3	1.86
(1,33)	1:A:55:SER:O	2:B:80:ILE:HG12	3	1.86
(1,33)	1:A:55:SER:O	2:B:80:ILE:HG13	3	1.86
(1,33)	1:A:55:SER:O	2:B:80:ILE:HG21	3	1.86
(1,33)	1:A:55:SER:O	2:B:80:ILE:HG22	3	1.86
(1,33)	1:A:55:SER:O	2:B:80:ILE:HG23	3	1.86
(1,33)	1:A:55:SER:O	2:B:80:ILE:N	3	1.86
(1,33)	1:A:55:SER:O	2:B:80:ILE:O	3	1.86
(1,33)	1:A:55:SER:O	2:B:84:GLN:C	3	1.86

*Continued on next page...*

*Continued from previous page...*

Key	Atom-1	Atom-2	Model ID	Violation (Å)
(1,33)	1:A:55:SER:O	2:B:84:GLN:CA	3	1.86
(1,33)	1:A:55:SER:O	2:B:84:GLN:CB	3	1.86
(1,33)	1:A:55:SER:O	2:B:84:GLN:CD	3	1.86
(1,33)	1:A:55:SER:O	2:B:84:GLN:CG	3	1.86
(1,33)	1:A:55:SER:O	2:B:84:GLN:H	3	1.86
(1,33)	1:A:55:SER:O	2:B:84:GLN:HA	3	1.86
(1,33)	1:A:55:SER:O	2:B:84:GLN:HB2	3	1.86
(1,33)	1:A:55:SER:O	2:B:84:GLN:HB3	3	1.86
(1,33)	1:A:55:SER:O	2:B:84:GLN:HE21	3	1.86
(1,33)	1:A:55:SER:O	2:B:84:GLN:HE22	3	1.86
(1,33)	1:A:55:SER:O	2:B:84:GLN:HG2	3	1.86
(1,33)	1:A:55:SER:O	2:B:84:GLN:HG3	3	1.86
(1,33)	1:A:55:SER:O	2:B:84:GLN:N	3	1.86
(1,33)	1:A:55:SER:O	2:B:84:GLN:NE2	3	1.86
(1,33)	1:A:55:SER:O	2:B:84:GLN:O	3	1.86
(1,33)	1:A:55:SER:O	2:B:84:GLN:OE1	3	1.86
(1,33)	1:A:55:SER:O	2:B:97:THR:C	3	1.86
(1,33)	1:A:55:SER:O	2:B:97:THR:CA	3	1.86
(1,33)	1:A:55:SER:O	2:B:97:THR:CB	3	1.86
(1,33)	1:A:55:SER:O	2:B:97:THR:CG2	3	1.86
(1,33)	1:A:55:SER:O	2:B:97:THR:H	3	1.86
(1,33)	1:A:55:SER:O	2:B:97:THR:HA	3	1.86
(1,33)	1:A:55:SER:O	2:B:97:THR:HB	3	1.86
(1,33)	1:A:55:SER:O	2:B:97:THR:HG1	3	1.86
(1,33)	1:A:55:SER:O	2:B:97:THR:HG21	3	1.86
(1,33)	1:A:55:SER:O	2:B:97:THR:HG22	3	1.86
(1,33)	1:A:55:SER:O	2:B:97:THR:HG23	3	1.86
(1,33)	1:A:55:SER:O	2:B:97:THR:N	3	1.86
(1,33)	1:A:55:SER:O	2:B:97:THR:O	3	1.86
(1,33)	1:A:55:SER:O	2:B:97:THR:OG1	3	1.86
(1,33)	1:A:55:SER:O	2:B:99:HIS:C	3	1.86
(1,33)	1:A:55:SER:O	2:B:99:HIS:CA	3	1.86
(1,33)	1:A:55:SER:O	2:B:99:HIS:CB	3	1.86
(1,33)	1:A:55:SER:O	2:B:99:HIS:CD2	3	1.86
(1,33)	1:A:55:SER:O	2:B:99:HIS:CE1	3	1.86
(1,33)	1:A:55:SER:O	2:B:99:HIS:CG	3	1.86
(1,33)	1:A:55:SER:O	2:B:99:HIS:H	3	1.86
(1,33)	1:A:55:SER:O	2:B:99:HIS:HA	3	1.86
(1,33)	1:A:55:SER:O	2:B:99:HIS:HB2	3	1.86
(1,33)	1:A:55:SER:O	2:B:99:HIS:HB3	3	1.86
(1,33)	1:A:55:SER:O	2:B:99:HIS:HD1	3	1.86
(1,33)	1:A:55:SER:O	2:B:99:HIS:HD2	3	1.86

*Continued on next page...*

*Continued from previous page...*

Key	Atom-1	Atom-2	Model ID	Violation (Å)
(1,33)	1:A:55:SER:O	2:B:99:HIS:HE1	3	1.86
(1,33)	1:A:55:SER:O	2:B:99:HIS:HE2	3	1.86
(1,33)	1:A:55:SER:O	2:B:99:HIS:N	3	1.86
(1,33)	1:A:55:SER:O	2:B:99:HIS:ND1	3	1.86
(1,33)	1:A:55:SER:O	2:B:99:HIS:NE2	3	1.86
(1,33)	1:A:55:SER:O	2:B:99:HIS:O	3	1.86
(1,33)	1:A:55:SER:O	2:B:101:VAL:C	3	1.86
(1,33)	1:A:55:SER:O	2:B:101:VAL:CA	3	1.86
(1,33)	1:A:55:SER:O	2:B:101:VAL:CB	3	1.86
(1,33)	1:A:55:SER:O	2:B:101:VAL:CG1	3	1.86
(1,33)	1:A:55:SER:O	2:B:101:VAL:CG2	3	1.86
(1,33)	1:A:55:SER:O	2:B:101:VAL:H	3	1.86
(1,33)	1:A:55:SER:O	2:B:101:VAL:HA	3	1.86
(1,33)	1:A:55:SER:O	2:B:101:VAL:HB	3	1.86
(1,33)	1:A:55:SER:O	2:B:101:VAL:HG11	3	1.86
(1,33)	1:A:55:SER:O	2:B:101:VAL:HG12	3	1.86
(1,33)	1:A:55:SER:O	2:B:101:VAL:HG13	3	1.86
(1,33)	1:A:55:SER:O	2:B:101:VAL:HG21	3	1.86
(1,33)	1:A:55:SER:O	2:B:101:VAL:HG22	3	1.86
(1,33)	1:A:55:SER:O	2:B:101:VAL:HG23	3	1.86
(1,33)	1:A:55:SER:O	2:B:101:VAL:N	3	1.86
(1,33)	1:A:55:SER:O	2:B:101:VAL:O	3	1.86
(1,33)	1:A:55:SER:OG	2:B:75:ILE:C	3	1.86
(1,33)	1:A:55:SER:OG	2:B:75:ILE:CA	3	1.86
(1,33)	1:A:55:SER:OG	2:B:75:ILE:CB	3	1.86
(1,33)	1:A:55:SER:OG	2:B:75:ILE:CD1	3	1.86
(1,33)	1:A:55:SER:OG	2:B:75:ILE:CG1	3	1.86
(1,33)	1:A:55:SER:OG	2:B:75:ILE:CG2	3	1.86
(1,33)	1:A:55:SER:OG	2:B:75:ILE:H	3	1.86
(1,33)	1:A:55:SER:OG	2:B:75:ILE:HA	3	1.86
(1,33)	1:A:55:SER:OG	2:B:75:ILE:HB	3	1.86
(1,33)	1:A:55:SER:OG	2:B:75:ILE:HD11	3	1.86
(1,33)	1:A:55:SER:OG	2:B:75:ILE:HD12	3	1.86
(1,33)	1:A:55:SER:OG	2:B:75:ILE:HD13	3	1.86
(1,33)	1:A:55:SER:OG	2:B:75:ILE:HG12	3	1.86
(1,33)	1:A:55:SER:OG	2:B:75:ILE:HG13	3	1.86
(1,33)	1:A:55:SER:OG	2:B:75:ILE:HG21	3	1.86
(1,33)	1:A:55:SER:OG	2:B:75:ILE:HG22	3	1.86
(1,33)	1:A:55:SER:OG	2:B:75:ILE:HG23	3	1.86
(1,33)	1:A:55:SER:OG	2:B:75:ILE:N	3	1.86
(1,33)	1:A:55:SER:OG	2:B:75:ILE:O	3	1.86
(1,33)	1:A:55:SER:OG	2:B:77:ALA:C	3	1.86

*Continued on next page...*

*Continued from previous page...*

Key	Atom-1	Atom-2	Model ID	Violation (Å)
(1,33)	1:A:55:SER:OG	2:B:77:ALA:CA	3	1.86
(1,33)	1:A:55:SER:OG	2:B:77:ALA:CB	3	1.86
(1,33)	1:A:55:SER:OG	2:B:77:ALA:H	3	1.86
(1,33)	1:A:55:SER:OG	2:B:77:ALA:HA	3	1.86
(1,33)	1:A:55:SER:OG	2:B:77:ALA:HB1	3	1.86
(1,33)	1:A:55:SER:OG	2:B:77:ALA:HB2	3	1.86
(1,33)	1:A:55:SER:OG	2:B:77:ALA:HB3	3	1.86
(1,33)	1:A:55:SER:OG	2:B:77:ALA:N	3	1.86
(1,33)	1:A:55:SER:OG	2:B:77:ALA:O	3	1.86
(1,33)	1:A:55:SER:OG	2:B:78:GLY:C	3	1.86
(1,33)	1:A:55:SER:OG	2:B:78:GLY:CA	3	1.86
(1,33)	1:A:55:SER:OG	2:B:78:GLY:H	3	1.86
(1,33)	1:A:55:SER:OG	2:B:78:GLY:HA2	3	1.86
(1,33)	1:A:55:SER:OG	2:B:78:GLY:HA3	3	1.86
(1,33)	1:A:55:SER:OG	2:B:78:GLY:N	3	1.86
(1,33)	1:A:55:SER:OG	2:B:78:GLY:O	3	1.86
(1,33)	1:A:55:SER:OG	2:B:79:LYS:C	3	1.86
(1,33)	1:A:55:SER:OG	2:B:79:LYS:CA	3	1.86
(1,33)	1:A:55:SER:OG	2:B:79:LYS:CB	3	1.86
(1,33)	1:A:55:SER:OG	2:B:79:LYS:CD	3	1.86
(1,33)	1:A:55:SER:OG	2:B:79:LYS:CE	3	1.86
(1,33)	1:A:55:SER:OG	2:B:79:LYS:CG	3	1.86
(1,33)	1:A:55:SER:OG	2:B:79:LYS:H	3	1.86
(1,33)	1:A:55:SER:OG	2:B:79:LYS:HA	3	1.86
(1,33)	1:A:55:SER:OG	2:B:79:LYS:HB2	3	1.86
(1,33)	1:A:55:SER:OG	2:B:79:LYS:HB3	3	1.86
(1,33)	1:A:55:SER:OG	2:B:79:LYS:HD2	3	1.86
(1,33)	1:A:55:SER:OG	2:B:79:LYS:HD3	3	1.86
(1,33)	1:A:55:SER:OG	2:B:79:LYS:HE2	3	1.86
(1,33)	1:A:55:SER:OG	2:B:79:LYS:HE3	3	1.86
(1,33)	1:A:55:SER:OG	2:B:79:LYS:HG2	3	1.86
(1,33)	1:A:55:SER:OG	2:B:79:LYS:HG3	3	1.86
(1,33)	1:A:55:SER:OG	2:B:79:LYS:HZ1	3	1.86
(1,33)	1:A:55:SER:OG	2:B:79:LYS:HZ2	3	1.86
(1,33)	1:A:55:SER:OG	2:B:79:LYS:HZ3	3	1.86
(1,33)	1:A:55:SER:OG	2:B:79:LYS:N	3	1.86
(1,33)	1:A:55:SER:OG	2:B:79:LYS:NZ	3	1.86
(1,33)	1:A:55:SER:OG	2:B:79:LYS:O	3	1.86
(1,33)	1:A:55:SER:OG	2:B:80:ILE:C	3	1.86
(1,33)	1:A:55:SER:OG	2:B:80:ILE:CA	3	1.86
(1,33)	1:A:55:SER:OG	2:B:80:ILE:CB	3	1.86
(1,33)	1:A:55:SER:OG	2:B:80:ILE:CD1	3	1.86

*Continued on next page...*

*Continued from previous page...*

Key	Atom-1	Atom-2	Model ID	Violation (Å)
(1,33)	1:A:55:SER:OG	2:B:80:ILE:CG1	3	1.86
(1,33)	1:A:55:SER:OG	2:B:80:ILE:CG2	3	1.86
(1,33)	1:A:55:SER:OG	2:B:80:ILE:H	3	1.86
(1,33)	1:A:55:SER:OG	2:B:80:ILE:HA	3	1.86
(1,33)	1:A:55:SER:OG	2:B:80:ILE:HB	3	1.86
(1,33)	1:A:55:SER:OG	2:B:80:ILE:HD11	3	1.86
(1,33)	1:A:55:SER:OG	2:B:80:ILE:HD12	3	1.86
(1,33)	1:A:55:SER:OG	2:B:80:ILE:HD13	3	1.86
(1,33)	1:A:55:SER:OG	2:B:80:ILE:HG12	3	1.86
(1,33)	1:A:55:SER:OG	2:B:80:ILE:HG13	3	1.86
(1,33)	1:A:55:SER:OG	2:B:80:ILE:HG21	3	1.86
(1,33)	1:A:55:SER:OG	2:B:80:ILE:HG22	3	1.86
(1,33)	1:A:55:SER:OG	2:B:80:ILE:HG23	3	1.86
(1,33)	1:A:55:SER:OG	2:B:80:ILE:N	3	1.86
(1,33)	1:A:55:SER:OG	2:B:80:ILE:O	3	1.86
(1,33)	1:A:55:SER:OG	2:B:84:GLN:C	3	1.86
(1,33)	1:A:55:SER:OG	2:B:84:GLN:CA	3	1.86
(1,33)	1:A:55:SER:OG	2:B:84:GLN:CB	3	1.86
(1,33)	1:A:55:SER:OG	2:B:84:GLN:CD	3	1.86
(1,33)	1:A:55:SER:OG	2:B:84:GLN:CG	3	1.86
(1,33)	1:A:55:SER:OG	2:B:84:GLN:H	3	1.86
(1,33)	1:A:55:SER:OG	2:B:84:GLN:HA	3	1.86
(1,33)	1:A:55:SER:OG	2:B:84:GLN:HB2	3	1.86
(1,33)	1:A:55:SER:OG	2:B:84:GLN:HB3	3	1.86
(1,33)	1:A:55:SER:OG	2:B:84:GLN:HE21	3	1.86
(1,33)	1:A:55:SER:OG	2:B:84:GLN:HE22	3	1.86
(1,33)	1:A:55:SER:OG	2:B:84:GLN:HG2	3	1.86
(1,33)	1:A:55:SER:OG	2:B:84:GLN:HG3	3	1.86
(1,33)	1:A:55:SER:OG	2:B:84:GLN:N	3	1.86
(1,33)	1:A:55:SER:OG	2:B:84:GLN:NE2	3	1.86
(1,33)	1:A:55:SER:OG	2:B:84:GLN:O	3	1.86
(1,33)	1:A:55:SER:OG	2:B:84:GLN:OE1	3	1.86
(1,33)	1:A:55:SER:OG	2:B:97:THR:C	3	1.86
(1,33)	1:A:55:SER:OG	2:B:97:THR:CA	3	1.86
(1,33)	1:A:55:SER:OG	2:B:97:THR:CB	3	1.86
(1,33)	1:A:55:SER:OG	2:B:97:THR:CG2	3	1.86
(1,33)	1:A:55:SER:OG	2:B:97:THR:H	3	1.86
(1,33)	1:A:55:SER:OG	2:B:97:THR:HA	3	1.86
(1,33)	1:A:55:SER:OG	2:B:97:THR:HB	3	1.86
(1,33)	1:A:55:SER:OG	2:B:97:THR:HG1	3	1.86
(1,33)	1:A:55:SER:OG	2:B:97:THR:HG21	3	1.86
(1,33)	1:A:55:SER:OG	2:B:97:THR:HG22	3	1.86

*Continued on next page...*

*Continued from previous page...*

Key	Atom-1	Atom-2	Model ID	Violation (Å)
(1,33)	1:A:55:SER:OG	2:B:97:THR:HG23	3	1.86
(1,33)	1:A:55:SER:OG	2:B:97:THR:N	3	1.86
(1,33)	1:A:55:SER:OG	2:B:97:THR:O	3	1.86
(1,33)	1:A:55:SER:OG	2:B:97:THR:OG1	3	1.86
(1,33)	1:A:55:SER:OG	2:B:99:HIS:C	3	1.86
(1,33)	1:A:55:SER:OG	2:B:99:HIS:CA	3	1.86
(1,33)	1:A:55:SER:OG	2:B:99:HIS:CB	3	1.86
(1,33)	1:A:55:SER:OG	2:B:99:HIS:CD2	3	1.86
(1,33)	1:A:55:SER:OG	2:B:99:HIS:CE1	3	1.86
(1,33)	1:A:55:SER:OG	2:B:99:HIS:CG	3	1.86
(1,33)	1:A:55:SER:OG	2:B:99:HIS:H	3	1.86
(1,33)	1:A:55:SER:OG	2:B:99:HIS:HA	3	1.86
(1,33)	1:A:55:SER:OG	2:B:99:HIS:HB2	3	1.86
(1,33)	1:A:55:SER:OG	2:B:99:HIS:HB3	3	1.86
(1,33)	1:A:55:SER:OG	2:B:99:HIS:HD1	3	1.86
(1,33)	1:A:55:SER:OG	2:B:99:HIS:HD2	3	1.86
(1,33)	1:A:55:SER:OG	2:B:99:HIS:HE1	3	1.86
(1,33)	1:A:55:SER:OG	2:B:99:HIS:HE2	3	1.86
(1,33)	1:A:55:SER:OG	2:B:99:HIS:N	3	1.86
(1,33)	1:A:55:SER:OG	2:B:99:HIS:ND1	3	1.86
(1,33)	1:A:55:SER:OG	2:B:99:HIS:NE2	3	1.86
(1,33)	1:A:55:SER:OG	2:B:99:HIS:O	3	1.86
(1,33)	1:A:55:SER:OG	2:B:101:VAL:C	3	1.86
(1,33)	1:A:55:SER:OG	2:B:101:VAL:CA	3	1.86
(1,33)	1:A:55:SER:OG	2:B:101:VAL:CB	3	1.86
(1,33)	1:A:55:SER:OG	2:B:101:VAL:CG1	3	1.86
(1,33)	1:A:55:SER:OG	2:B:101:VAL:CG2	3	1.86
(1,33)	1:A:55:SER:OG	2:B:101:VAL:H	3	1.86
(1,33)	1:A:55:SER:OG	2:B:101:VAL:HA	3	1.86
(1,33)	1:A:55:SER:OG	2:B:101:VAL:HB	3	1.86
(1,33)	1:A:55:SER:OG	2:B:101:VAL:HG11	3	1.86
(1,33)	1:A:55:SER:OG	2:B:101:VAL:HG12	3	1.86
(1,33)	1:A:55:SER:OG	2:B:101:VAL:HG13	3	1.86
(1,33)	1:A:55:SER:OG	2:B:101:VAL:HG21	3	1.86
(1,33)	1:A:55:SER:OG	2:B:101:VAL:HG22	3	1.86
(1,33)	1:A:55:SER:OG	2:B:101:VAL:HG23	3	1.86
(1,33)	1:A:55:SER:OG	2:B:101:VAL:N	3	1.86
(1,33)	1:A:55:SER:OG	2:B:101:VAL:O	3	1.86
(1,33)	1:A:55:SER:C	2:B:75:ILE:C	20	1.83
(1,33)	1:A:55:SER:C	2:B:75:ILE:CA	20	1.83
(1,33)	1:A:55:SER:C	2:B:75:ILE:CB	20	1.83
(1,33)	1:A:55:SER:C	2:B:75:ILE:CD1	20	1.83

*Continued on next page...*



*Continued from previous page...*

Key	Atom-1	Atom-2	Model ID	Violation (Å)
(1,33)	1:A:55:SER:C	2:B:75:ILE:CG1	20	1.83
(1,33)	1:A:55:SER:C	2:B:75:ILE:CG2	20	1.83
(1,33)	1:A:55:SER:C	2:B:75:ILE:H	20	1.83
(1,33)	1:A:55:SER:C	2:B:75:ILE:HA	20	1.83
(1,33)	1:A:55:SER:C	2:B:75:ILE:HB	20	1.83
(1,33)	1:A:55:SER:C	2:B:75:ILE:HD11	20	1.83
(1,33)	1:A:55:SER:C	2:B:75:ILE:HD12	20	1.83
(1,33)	1:A:55:SER:C	2:B:75:ILE:HD13	20	1.83
(1,33)	1:A:55:SER:C	2:B:75:ILE:HG12	20	1.83
(1,33)	1:A:55:SER:C	2:B:75:ILE:HG13	20	1.83
(1,33)	1:A:55:SER:C	2:B:75:ILE:HG21	20	1.83
(1,33)	1:A:55:SER:C	2:B:75:ILE:HG22	20	1.83
(1,33)	1:A:55:SER:C	2:B:75:ILE:HG23	20	1.83
(1,33)	1:A:55:SER:C	2:B:75:ILE:N	20	1.83
(1,33)	1:A:55:SER:C	2:B:75:ILE:O	20	1.83
(1,33)	1:A:55:SER:C	2:B:77:ALA:C	20	1.83
(1,33)	1:A:55:SER:C	2:B:77:ALA:CA	20	1.83
(1,33)	1:A:55:SER:C	2:B:77:ALA:CB	20	1.83
(1,33)	1:A:55:SER:C	2:B:77:ALA:H	20	1.83
(1,33)	1:A:55:SER:C	2:B:77:ALA:HA	20	1.83
(1,33)	1:A:55:SER:C	2:B:77:ALA:HB1	20	1.83
(1,33)	1:A:55:SER:C	2:B:77:ALA:HB2	20	1.83
(1,33)	1:A:55:SER:C	2:B:77:ALA:HB3	20	1.83
(1,33)	1:A:55:SER:C	2:B:77:ALA:N	20	1.83
(1,33)	1:A:55:SER:C	2:B:77:ALA:O	20	1.83
(1,33)	1:A:55:SER:C	2:B:78:GLY:C	20	1.83
(1,33)	1:A:55:SER:C	2:B:78:GLY:CA	20	1.83
(1,33)	1:A:55:SER:C	2:B:78:GLY:H	20	1.83
(1,33)	1:A:55:SER:C	2:B:78:GLY:HA2	20	1.83
(1,33)	1:A:55:SER:C	2:B:78:GLY:HA3	20	1.83
(1,33)	1:A:55:SER:C	2:B:78:GLY:N	20	1.83
(1,33)	1:A:55:SER:C	2:B:78:GLY:O	20	1.83
(1,33)	1:A:55:SER:C	2:B:79:LYS:C	20	1.83
(1,33)	1:A:55:SER:C	2:B:79:LYS:CA	20	1.83
(1,33)	1:A:55:SER:C	2:B:79:LYS:CB	20	1.83
(1,33)	1:A:55:SER:C	2:B:79:LYS:CD	20	1.83
(1,33)	1:A:55:SER:C	2:B:79:LYS:CE	20	1.83
(1,33)	1:A:55:SER:C	2:B:79:LYS:CG	20	1.83
(1,33)	1:A:55:SER:C	2:B:79:LYS:H	20	1.83
(1,33)	1:A:55:SER:C	2:B:79:LYS:HA	20	1.83
(1,33)	1:A:55:SER:C	2:B:79:LYS:HB2	20	1.83
(1,33)	1:A:55:SER:C	2:B:79:LYS:HB3	20	1.83

*Continued on next page...*

*Continued from previous page...*

Key	Atom-1	Atom-2	Model ID	Violation (Å)
(1,33)	1:A:55:SER:C	2:B:79:LYS:HD2	20	1.83
(1,33)	1:A:55:SER:C	2:B:79:LYS:HD3	20	1.83
(1,33)	1:A:55:SER:C	2:B:79:LYS:HE2	20	1.83
(1,33)	1:A:55:SER:C	2:B:79:LYS:HE3	20	1.83
(1,33)	1:A:55:SER:C	2:B:79:LYS:HG2	20	1.83
(1,33)	1:A:55:SER:C	2:B:79:LYS:HG3	20	1.83
(1,33)	1:A:55:SER:C	2:B:79:LYS:HZ1	20	1.83
(1,33)	1:A:55:SER:C	2:B:79:LYS:HZ2	20	1.83
(1,33)	1:A:55:SER:C	2:B:79:LYS:HZ3	20	1.83
(1,33)	1:A:55:SER:C	2:B:79:LYS:N	20	1.83
(1,33)	1:A:55:SER:C	2:B:79:LYS:NZ	20	1.83
(1,33)	1:A:55:SER:C	2:B:79:LYS:O	20	1.83
(1,33)	1:A:55:SER:C	2:B:80:ILE:C	20	1.83
(1,33)	1:A:55:SER:C	2:B:80:ILE:CA	20	1.83
(1,33)	1:A:55:SER:C	2:B:80:ILE:CB	20	1.83
(1,33)	1:A:55:SER:C	2:B:80:ILE:CD1	20	1.83
(1,33)	1:A:55:SER:C	2:B:80:ILE:CG1	20	1.83
(1,33)	1:A:55:SER:C	2:B:80:ILE:CG2	20	1.83
(1,33)	1:A:55:SER:C	2:B:80:ILE:H	20	1.83
(1,33)	1:A:55:SER:C	2:B:80:ILE:HA	20	1.83
(1,33)	1:A:55:SER:C	2:B:80:ILE:HB	20	1.83
(1,33)	1:A:55:SER:C	2:B:80:ILE:HD11	20	1.83
(1,33)	1:A:55:SER:C	2:B:80:ILE:HD12	20	1.83
(1,33)	1:A:55:SER:C	2:B:80:ILE:HD13	20	1.83
(1,33)	1:A:55:SER:C	2:B:80:ILE:HG12	20	1.83
(1,33)	1:A:55:SER:C	2:B:80:ILE:HG13	20	1.83
(1,33)	1:A:55:SER:C	2:B:80:ILE:HG21	20	1.83
(1,33)	1:A:55:SER:C	2:B:80:ILE:HG22	20	1.83
(1,33)	1:A:55:SER:C	2:B:80:ILE:HG23	20	1.83
(1,33)	1:A:55:SER:C	2:B:80:ILE:N	20	1.83
(1,33)	1:A:55:SER:C	2:B:80:ILE:O	20	1.83
(1,33)	1:A:55:SER:C	2:B:84:GLN:C	20	1.83
(1,33)	1:A:55:SER:C	2:B:84:GLN:CA	20	1.83
(1,33)	1:A:55:SER:C	2:B:84:GLN:CB	20	1.83
(1,33)	1:A:55:SER:C	2:B:84:GLN:CD	20	1.83
(1,33)	1:A:55:SER:C	2:B:84:GLN:CG	20	1.83
(1,33)	1:A:55:SER:C	2:B:84:GLN:H	20	1.83
(1,33)	1:A:55:SER:C	2:B:84:GLN:HA	20	1.83
(1,33)	1:A:55:SER:C	2:B:84:GLN:HB2	20	1.83
(1,33)	1:A:55:SER:C	2:B:84:GLN:HB3	20	1.83
(1,33)	1:A:55:SER:C	2:B:84:GLN:HE21	20	1.83
(1,33)	1:A:55:SER:C	2:B:84:GLN:HE22	20	1.83

*Continued on next page...*

*Continued from previous page...*

Key	Atom-1	Atom-2	Model ID	Violation (Å)
(1,33)	1:A:55:SER:C	2:B:84:GLN:HG2	20	1.83
(1,33)	1:A:55:SER:C	2:B:84:GLN:HG3	20	1.83
(1,33)	1:A:55:SER:C	2:B:84:GLN:N	20	1.83
(1,33)	1:A:55:SER:C	2:B:84:GLN:NE2	20	1.83
(1,33)	1:A:55:SER:C	2:B:84:GLN:O	20	1.83
(1,33)	1:A:55:SER:C	2:B:84:GLN:OE1	20	1.83
(1,33)	1:A:55:SER:C	2:B:97:THR:C	20	1.83
(1,33)	1:A:55:SER:C	2:B:97:THR:CA	20	1.83
(1,33)	1:A:55:SER:C	2:B:97:THR:CB	20	1.83
(1,33)	1:A:55:SER:C	2:B:97:THR:CG2	20	1.83
(1,33)	1:A:55:SER:C	2:B:97:THR:H	20	1.83
(1,33)	1:A:55:SER:C	2:B:97:THR:HA	20	1.83
(1,33)	1:A:55:SER:C	2:B:97:THR:HB	20	1.83
(1,33)	1:A:55:SER:C	2:B:97:THR:HG1	20	1.83
(1,33)	1:A:55:SER:C	2:B:97:THR:HG21	20	1.83
(1,33)	1:A:55:SER:C	2:B:97:THR:HG22	20	1.83
(1,33)	1:A:55:SER:C	2:B:97:THR:HG23	20	1.83
(1,33)	1:A:55:SER:C	2:B:97:THR:N	20	1.83
(1,33)	1:A:55:SER:C	2:B:97:THR:O	20	1.83
(1,33)	1:A:55:SER:C	2:B:97:THR:OG1	20	1.83
(1,33)	1:A:55:SER:C	2:B:99:HIS:C	20	1.83
(1,33)	1:A:55:SER:C	2:B:99:HIS:CA	20	1.83
(1,33)	1:A:55:SER:C	2:B:99:HIS:CB	20	1.83
(1,33)	1:A:55:SER:C	2:B:99:HIS:CD2	20	1.83
(1,33)	1:A:55:SER:C	2:B:99:HIS:CE1	20	1.83
(1,33)	1:A:55:SER:C	2:B:99:HIS:CG	20	1.83
(1,33)	1:A:55:SER:C	2:B:99:HIS:H	20	1.83
(1,33)	1:A:55:SER:C	2:B:99:HIS:HA	20	1.83
(1,33)	1:A:55:SER:C	2:B:99:HIS:HB2	20	1.83
(1,33)	1:A:55:SER:C	2:B:99:HIS:HB3	20	1.83
(1,33)	1:A:55:SER:C	2:B:99:HIS:HD1	20	1.83
(1,33)	1:A:55:SER:C	2:B:99:HIS:HD2	20	1.83
(1,33)	1:A:55:SER:C	2:B:99:HIS:HE1	20	1.83
(1,33)	1:A:55:SER:C	2:B:99:HIS:HE2	20	1.83
(1,33)	1:A:55:SER:C	2:B:99:HIS:N	20	1.83
(1,33)	1:A:55:SER:C	2:B:99:HIS:ND1	20	1.83
(1,33)	1:A:55:SER:C	2:B:99:HIS:NE2	20	1.83
(1,33)	1:A:55:SER:C	2:B:99:HIS:O	20	1.83
(1,33)	1:A:55:SER:C	2:B:101:VAL:C	20	1.83
(1,33)	1:A:55:SER:C	2:B:101:VAL:CA	20	1.83
(1,33)	1:A:55:SER:C	2:B:101:VAL:CB	20	1.83
(1,33)	1:A:55:SER:C	2:B:101:VAL:CG1	20	1.83

*Continued on next page...*

*Continued from previous page...*

Key	Atom-1	Atom-2	Model ID	Violation (Å)
(1,33)	1:A:55:SER:C	2:B:101:VAL:CG2	20	1.83
(1,33)	1:A:55:SER:C	2:B:101:VAL:H	20	1.83
(1,33)	1:A:55:SER:C	2:B:101:VAL:HA	20	1.83
(1,33)	1:A:55:SER:C	2:B:101:VAL:HB	20	1.83
(1,33)	1:A:55:SER:C	2:B:101:VAL:HG11	20	1.83
(1,33)	1:A:55:SER:C	2:B:101:VAL:HG12	20	1.83
(1,33)	1:A:55:SER:C	2:B:101:VAL:HG13	20	1.83
(1,33)	1:A:55:SER:C	2:B:101:VAL:HG21	20	1.83
(1,33)	1:A:55:SER:C	2:B:101:VAL:HG22	20	1.83
(1,33)	1:A:55:SER:C	2:B:101:VAL:HG23	20	1.83
(1,33)	1:A:55:SER:C	2:B:101:VAL:N	20	1.83
(1,33)	1:A:55:SER:C	2:B:101:VAL:O	20	1.83
(1,33)	1:A:55:SER:CA	2:B:75:ILE:C	20	1.83
(1,33)	1:A:55:SER:CA	2:B:75:ILE:CA	20	1.83
(1,33)	1:A:55:SER:CA	2:B:75:ILE:CB	20	1.83
(1,33)	1:A:55:SER:CA	2:B:75:ILE:CD1	20	1.83
(1,33)	1:A:55:SER:CA	2:B:75:ILE:CG1	20	1.83
(1,33)	1:A:55:SER:CA	2:B:75:ILE:CG2	20	1.83
(1,33)	1:A:55:SER:CA	2:B:75:ILE:H	20	1.83
(1,33)	1:A:55:SER:CA	2:B:75:ILE:HA	20	1.83
(1,33)	1:A:55:SER:CA	2:B:75:ILE:HB	20	1.83
(1,33)	1:A:55:SER:CA	2:B:75:ILE:HD11	20	1.83
(1,33)	1:A:55:SER:CA	2:B:75:ILE:HD12	20	1.83
(1,33)	1:A:55:SER:CA	2:B:75:ILE:HD13	20	1.83
(1,33)	1:A:55:SER:CA	2:B:75:ILE:HG12	20	1.83
(1,33)	1:A:55:SER:CA	2:B:75:ILE:HG13	20	1.83
(1,33)	1:A:55:SER:CA	2:B:75:ILE:HG21	20	1.83
(1,33)	1:A:55:SER:CA	2:B:75:ILE:HG22	20	1.83
(1,33)	1:A:55:SER:CA	2:B:75:ILE:HG23	20	1.83
(1,33)	1:A:55:SER:CA	2:B:75:ILE:N	20	1.83
(1,33)	1:A:55:SER:CA	2:B:75:ILE:O	20	1.83
(1,33)	1:A:55:SER:CA	2:B:77:ALA:C	20	1.83
(1,33)	1:A:55:SER:CA	2:B:77:ALA:CA	20	1.83
(1,33)	1:A:55:SER:CA	2:B:77:ALA:CB	20	1.83
(1,33)	1:A:55:SER:CA	2:B:77:ALA:H	20	1.83
(1,33)	1:A:55:SER:CA	2:B:77:ALA:HA	20	1.83
(1,33)	1:A:55:SER:CA	2:B:77:ALA:HB1	20	1.83
(1,33)	1:A:55:SER:CA	2:B:77:ALA:HB2	20	1.83
(1,33)	1:A:55:SER:CA	2:B:77:ALA:HB3	20	1.83
(1,33)	1:A:55:SER:CA	2:B:77:ALA:N	20	1.83
(1,33)	1:A:55:SER:CA	2:B:77:ALA:O	20	1.83
(1,33)	1:A:55:SER:CA	2:B:78:GLY:C	20	1.83

*Continued on next page...*

*Continued from previous page...*

Key	Atom-1	Atom-2	Model ID	Violation (Å)
(1,33)	1:A:55:SER:CA	2:B:78:GLY:CA	20	1.83
(1,33)	1:A:55:SER:CA	2:B:78:GLY:H	20	1.83
(1,33)	1:A:55:SER:CA	2:B:78:GLY:HA2	20	1.83
(1,33)	1:A:55:SER:CA	2:B:78:GLY:HA3	20	1.83
(1,33)	1:A:55:SER:CA	2:B:78:GLY:N	20	1.83
(1,33)	1:A:55:SER:CA	2:B:78:GLY:O	20	1.83
(1,33)	1:A:55:SER:CA	2:B:79:LYS:C	20	1.83
(1,33)	1:A:55:SER:CA	2:B:79:LYS:CA	20	1.83
(1,33)	1:A:55:SER:CA	2:B:79:LYS:CB	20	1.83
(1,33)	1:A:55:SER:CA	2:B:79:LYS:CD	20	1.83
(1,33)	1:A:55:SER:CA	2:B:79:LYS:CE	20	1.83
(1,33)	1:A:55:SER:CA	2:B:79:LYS:CG	20	1.83
(1,33)	1:A:55:SER:CA	2:B:79:LYS:H	20	1.83
(1,33)	1:A:55:SER:CA	2:B:79:LYS:HA	20	1.83
(1,33)	1:A:55:SER:CA	2:B:79:LYS:HB2	20	1.83
(1,33)	1:A:55:SER:CA	2:B:79:LYS:HB3	20	1.83
(1,33)	1:A:55:SER:CA	2:B:79:LYS:HD2	20	1.83
(1,33)	1:A:55:SER:CA	2:B:79:LYS:HD3	20	1.83
(1,33)	1:A:55:SER:CA	2:B:79:LYS:HE2	20	1.83
(1,33)	1:A:55:SER:CA	2:B:79:LYS:HE3	20	1.83
(1,33)	1:A:55:SER:CA	2:B:79:LYS:HG2	20	1.83
(1,33)	1:A:55:SER:CA	2:B:79:LYS:HG3	20	1.83
(1,33)	1:A:55:SER:CA	2:B:79:LYS:HZ1	20	1.83
(1,33)	1:A:55:SER:CA	2:B:79:LYS:HZ2	20	1.83
(1,33)	1:A:55:SER:CA	2:B:79:LYS:HZ3	20	1.83
(1,33)	1:A:55:SER:CA	2:B:79:LYS:N	20	1.83
(1,33)	1:A:55:SER:CA	2:B:79:LYS:NZ	20	1.83
(1,33)	1:A:55:SER:CA	2:B:79:LYS:O	20	1.83
(1,33)	1:A:55:SER:CA	2:B:80:ILE:C	20	1.83
(1,33)	1:A:55:SER:CA	2:B:80:ILE:CA	20	1.83
(1,33)	1:A:55:SER:CA	2:B:80:ILE:CB	20	1.83
(1,33)	1:A:55:SER:CA	2:B:80:ILE:CD1	20	1.83
(1,33)	1:A:55:SER:CA	2:B:80:ILE:CG1	20	1.83
(1,33)	1:A:55:SER:CA	2:B:80:ILE:CG2	20	1.83
(1,33)	1:A:55:SER:CA	2:B:80:ILE:H	20	1.83
(1,33)	1:A:55:SER:CA	2:B:80:ILE:HA	20	1.83
(1,33)	1:A:55:SER:CA	2:B:80:ILE:HB	20	1.83
(1,33)	1:A:55:SER:CA	2:B:80:ILE:HD11	20	1.83
(1,33)	1:A:55:SER:CA	2:B:80:ILE:HD12	20	1.83
(1,33)	1:A:55:SER:CA	2:B:80:ILE:HD13	20	1.83
(1,33)	1:A:55:SER:CA	2:B:80:ILE:HG12	20	1.83
(1,33)	1:A:55:SER:CA	2:B:80:ILE:HG13	20	1.83

*Continued on next page...*

*Continued from previous page...*

Key	Atom-1	Atom-2	Model ID	Violation (Å)
(1,33)	1:A:55:SER:CA	2:B:80:ILE:HG21	20	1.83
(1,33)	1:A:55:SER:CA	2:B:80:ILE:HG22	20	1.83
(1,33)	1:A:55:SER:CA	2:B:80:ILE:HG23	20	1.83
(1,33)	1:A:55:SER:CA	2:B:80:ILE:N	20	1.83
(1,33)	1:A:55:SER:CA	2:B:80:ILE:O	20	1.83
(1,33)	1:A:55:SER:CA	2:B:84:GLN:C	20	1.83
(1,33)	1:A:55:SER:CA	2:B:84:GLN:CA	20	1.83
(1,33)	1:A:55:SER:CA	2:B:84:GLN:CB	20	1.83
(1,33)	1:A:55:SER:CA	2:B:84:GLN:CD	20	1.83
(1,33)	1:A:55:SER:CA	2:B:84:GLN:CG	20	1.83
(1,33)	1:A:55:SER:CA	2:B:84:GLN:H	20	1.83
(1,33)	1:A:55:SER:CA	2:B:84:GLN:HA	20	1.83
(1,33)	1:A:55:SER:CA	2:B:84:GLN:HB2	20	1.83
(1,33)	1:A:55:SER:CA	2:B:84:GLN:HB3	20	1.83
(1,33)	1:A:55:SER:CA	2:B:84:GLN:HE21	20	1.83
(1,33)	1:A:55:SER:CA	2:B:84:GLN:HE22	20	1.83
(1,33)	1:A:55:SER:CA	2:B:84:GLN:HG2	20	1.83
(1,33)	1:A:55:SER:CA	2:B:84:GLN:HG3	20	1.83
(1,33)	1:A:55:SER:CA	2:B:84:GLN:N	20	1.83
(1,33)	1:A:55:SER:CA	2:B:84:GLN:NE2	20	1.83
(1,33)	1:A:55:SER:CA	2:B:84:GLN:O	20	1.83
(1,33)	1:A:55:SER:CA	2:B:84:GLN:OE1	20	1.83
(1,33)	1:A:55:SER:CA	2:B:97:THR:C	20	1.83
(1,33)	1:A:55:SER:CA	2:B:97:THR:CA	20	1.83
(1,33)	1:A:55:SER:CA	2:B:97:THR:CB	20	1.83
(1,33)	1:A:55:SER:CA	2:B:97:THR:CG2	20	1.83
(1,33)	1:A:55:SER:CA	2:B:97:THR:H	20	1.83
(1,33)	1:A:55:SER:CA	2:B:97:THR:HA	20	1.83
(1,33)	1:A:55:SER:CA	2:B:97:THR:HB	20	1.83
(1,33)	1:A:55:SER:CA	2:B:97:THR:HG1	20	1.83
(1,33)	1:A:55:SER:CA	2:B:97:THR:HG21	20	1.83
(1,33)	1:A:55:SER:CA	2:B:97:THR:HG22	20	1.83
(1,33)	1:A:55:SER:CA	2:B:97:THR:HG23	20	1.83
(1,33)	1:A:55:SER:CA	2:B:97:THR:N	20	1.83
(1,33)	1:A:55:SER:CA	2:B:97:THR:O	20	1.83
(1,33)	1:A:55:SER:CA	2:B:97:THR:OG1	20	1.83
(1,33)	1:A:55:SER:CA	2:B:99:HIS:C	20	1.83
(1,33)	1:A:55:SER:CA	2:B:99:HIS:CA	20	1.83
(1,33)	1:A:55:SER:CA	2:B:99:HIS:CB	20	1.83
(1,33)	1:A:55:SER:CA	2:B:99:HIS:CD2	20	1.83
(1,33)	1:A:55:SER:CA	2:B:99:HIS:CE1	20	1.83
(1,33)	1:A:55:SER:CA	2:B:99:HIS:CG	20	1.83

*Continued on next page...*

*Continued from previous page...*

Key	Atom-1	Atom-2	Model ID	Violation (Å)
(1,33)	1:A:55:SER:CA	2:B:99:HIS:H	20	1.83
(1,33)	1:A:55:SER:CA	2:B:99:HIS:HA	20	1.83
(1,33)	1:A:55:SER:CA	2:B:99:HIS:HB2	20	1.83
(1,33)	1:A:55:SER:CA	2:B:99:HIS:HB3	20	1.83
(1,33)	1:A:55:SER:CA	2:B:99:HIS:HD1	20	1.83
(1,33)	1:A:55:SER:CA	2:B:99:HIS:HD2	20	1.83
(1,33)	1:A:55:SER:CA	2:B:99:HIS:HE1	20	1.83
(1,33)	1:A:55:SER:CA	2:B:99:HIS:HE2	20	1.83
(1,33)	1:A:55:SER:CA	2:B:99:HIS:N	20	1.83
(1,33)	1:A:55:SER:CA	2:B:99:HIS:ND1	20	1.83
(1,33)	1:A:55:SER:CA	2:B:99:HIS:NE2	20	1.83
(1,33)	1:A:55:SER:CA	2:B:99:HIS:O	20	1.83
(1,33)	1:A:55:SER:CA	2:B:101:VAL:C	20	1.83
(1,33)	1:A:55:SER:CA	2:B:101:VAL:CA	20	1.83
(1,33)	1:A:55:SER:CA	2:B:101:VAL:CB	20	1.83
(1,33)	1:A:55:SER:CA	2:B:101:VAL:CG1	20	1.83
(1,33)	1:A:55:SER:CA	2:B:101:VAL:CG2	20	1.83
(1,33)	1:A:55:SER:CA	2:B:101:VAL:H	20	1.83
(1,33)	1:A:55:SER:CA	2:B:101:VAL:HA	20	1.83
(1,33)	1:A:55:SER:CA	2:B:101:VAL:HB	20	1.83
(1,33)	1:A:55:SER:CA	2:B:101:VAL:HG11	20	1.83
(1,33)	1:A:55:SER:CA	2:B:101:VAL:HG12	20	1.83
(1,33)	1:A:55:SER:CA	2:B:101:VAL:HG13	20	1.83
(1,33)	1:A:55:SER:CA	2:B:101:VAL:HG21	20	1.83
(1,33)	1:A:55:SER:CA	2:B:101:VAL:HG22	20	1.83
(1,33)	1:A:55:SER:CA	2:B:101:VAL:HG23	20	1.83
(1,33)	1:A:55:SER:CA	2:B:101:VAL:N	20	1.83
(1,33)	1:A:55:SER:CA	2:B:101:VAL:O	20	1.83
(1,33)	1:A:55:SER:CB	2:B:75:ILE:C	20	1.83
(1,33)	1:A:55:SER:CB	2:B:75:ILE:CA	20	1.83
(1,33)	1:A:55:SER:CB	2:B:75:ILE:CB	20	1.83
(1,33)	1:A:55:SER:CB	2:B:75:ILE:CD1	20	1.83
(1,33)	1:A:55:SER:CB	2:B:75:ILE:CG1	20	1.83
(1,33)	1:A:55:SER:CB	2:B:75:ILE:CG2	20	1.83
(1,33)	1:A:55:SER:CB	2:B:75:ILE:H	20	1.83
(1,33)	1:A:55:SER:CB	2:B:75:ILE:HA	20	1.83
(1,33)	1:A:55:SER:CB	2:B:75:ILE:HB	20	1.83
(1,33)	1:A:55:SER:CB	2:B:75:ILE:HD11	20	1.83
(1,33)	1:A:55:SER:CB	2:B:75:ILE:HD12	20	1.83
(1,33)	1:A:55:SER:CB	2:B:75:ILE:HD13	20	1.83
(1,33)	1:A:55:SER:CB	2:B:75:ILE:HG12	20	1.83
(1,33)	1:A:55:SER:CB	2:B:75:ILE:HG13	20	1.83

*Continued on next page...*

*Continued from previous page...*

Key	Atom-1	Atom-2	Model ID	Violation (Å)
(1,33)	1:A:55:SER:CB	2:B:75:ILE:HG21	20	1.83
(1,33)	1:A:55:SER:CB	2:B:75:ILE:HG22	20	1.83
(1,33)	1:A:55:SER:CB	2:B:75:ILE:HG23	20	1.83
(1,33)	1:A:55:SER:CB	2:B:75:ILE:N	20	1.83
(1,33)	1:A:55:SER:CB	2:B:75:ILE:O	20	1.83
(1,33)	1:A:55:SER:CB	2:B:77:ALA:C	20	1.83
(1,33)	1:A:55:SER:CB	2:B:77:ALA:CA	20	1.83
(1,33)	1:A:55:SER:CB	2:B:77:ALA:CB	20	1.83
(1,33)	1:A:55:SER:CB	2:B:77:ALA:H	20	1.83
(1,33)	1:A:55:SER:CB	2:B:77:ALA:HA	20	1.83
(1,33)	1:A:55:SER:CB	2:B:77:ALA:HB1	20	1.83
(1,33)	1:A:55:SER:CB	2:B:77:ALA:HB2	20	1.83
(1,33)	1:A:55:SER:CB	2:B:77:ALA:HB3	20	1.83
(1,33)	1:A:55:SER:CB	2:B:77:ALA:N	20	1.83
(1,33)	1:A:55:SER:CB	2:B:77:ALA:O	20	1.83
(1,33)	1:A:55:SER:CB	2:B:78:GLY:C	20	1.83
(1,33)	1:A:55:SER:CB	2:B:78:GLY:CA	20	1.83
(1,33)	1:A:55:SER:CB	2:B:78:GLY:H	20	1.83
(1,33)	1:A:55:SER:CB	2:B:78:GLY:HA2	20	1.83
(1,33)	1:A:55:SER:CB	2:B:78:GLY:HA3	20	1.83
(1,33)	1:A:55:SER:CB	2:B:78:GLY:N	20	1.83
(1,33)	1:A:55:SER:CB	2:B:78:GLY:O	20	1.83
(1,33)	1:A:55:SER:CB	2:B:79:LYS:C	20	1.83
(1,33)	1:A:55:SER:CB	2:B:79:LYS:CA	20	1.83
(1,33)	1:A:55:SER:CB	2:B:79:LYS:CB	20	1.83
(1,33)	1:A:55:SER:CB	2:B:79:LYS:CD	20	1.83
(1,33)	1:A:55:SER:CB	2:B:79:LYS:CE	20	1.83
(1,33)	1:A:55:SER:CB	2:B:79:LYS:CG	20	1.83
(1,33)	1:A:55:SER:CB	2:B:79:LYS:H	20	1.83
(1,33)	1:A:55:SER:CB	2:B:79:LYS:HA	20	1.83
(1,33)	1:A:55:SER:CB	2:B:79:LYS:HB2	20	1.83
(1,33)	1:A:55:SER:CB	2:B:79:LYS:HB3	20	1.83
(1,33)	1:A:55:SER:CB	2:B:79:LYS:HD2	20	1.83
(1,33)	1:A:55:SER:CB	2:B:79:LYS:HD3	20	1.83
(1,33)	1:A:55:SER:CB	2:B:79:LYS:HE2	20	1.83
(1,33)	1:A:55:SER:CB	2:B:79:LYS:HE3	20	1.83
(1,33)	1:A:55:SER:CB	2:B:79:LYS:HG2	20	1.83
(1,33)	1:A:55:SER:CB	2:B:79:LYS:HG3	20	1.83
(1,33)	1:A:55:SER:CB	2:B:79:LYS:HZ1	20	1.83
(1,33)	1:A:55:SER:CB	2:B:79:LYS:HZ2	20	1.83
(1,33)	1:A:55:SER:CB	2:B:79:LYS:HZ3	20	1.83
(1,33)	1:A:55:SER:CB	2:B:79:LYS:N	20	1.83

*Continued on next page...*



*Continued from previous page...*

Key	Atom-1	Atom-2	Model ID	Violation (Å)
(1,33)	1:A:55:SER:CB	2:B:79:LYS:NZ	20	1.83
(1,33)	1:A:55:SER:CB	2:B:79:LYS:O	20	1.83
(1,33)	1:A:55:SER:CB	2:B:80:ILE:C	20	1.83
(1,33)	1:A:55:SER:CB	2:B:80:ILE:CA	20	1.83
(1,33)	1:A:55:SER:CB	2:B:80:ILE:CB	20	1.83
(1,33)	1:A:55:SER:CB	2:B:80:ILE:CD1	20	1.83
(1,33)	1:A:55:SER:CB	2:B:80:ILE:CG1	20	1.83
(1,33)	1:A:55:SER:CB	2:B:80:ILE:CG2	20	1.83
(1,33)	1:A:55:SER:CB	2:B:80:ILE:H	20	1.83
(1,33)	1:A:55:SER:CB	2:B:80:ILE:HA	20	1.83
(1,33)	1:A:55:SER:CB	2:B:80:ILE:HB	20	1.83
(1,33)	1:A:55:SER:CB	2:B:80:ILE:HD11	20	1.83
(1,33)	1:A:55:SER:CB	2:B:80:ILE:HD12	20	1.83
(1,33)	1:A:55:SER:CB	2:B:80:ILE:HD13	20	1.83
(1,33)	1:A:55:SER:CB	2:B:80:ILE:HG12	20	1.83
(1,33)	1:A:55:SER:CB	2:B:80:ILE:HG13	20	1.83
(1,33)	1:A:55:SER:CB	2:B:80:ILE:HG21	20	1.83
(1,33)	1:A:55:SER:CB	2:B:80:ILE:HG22	20	1.83
(1,33)	1:A:55:SER:CB	2:B:80:ILE:HG23	20	1.83
(1,33)	1:A:55:SER:CB	2:B:80:ILE:N	20	1.83
(1,33)	1:A:55:SER:CB	2:B:80:ILE:O	20	1.83
(1,33)	1:A:55:SER:CB	2:B:84:GLN:C	20	1.83
(1,33)	1:A:55:SER:CB	2:B:84:GLN:CA	20	1.83
(1,33)	1:A:55:SER:CB	2:B:84:GLN:CB	20	1.83
(1,33)	1:A:55:SER:CB	2:B:84:GLN:CD	20	1.83
(1,33)	1:A:55:SER:CB	2:B:84:GLN:CG	20	1.83
(1,33)	1:A:55:SER:CB	2:B:84:GLN:H	20	1.83
(1,33)	1:A:55:SER:CB	2:B:84:GLN:HA	20	1.83
(1,33)	1:A:55:SER:CB	2:B:84:GLN:HB2	20	1.83
(1,33)	1:A:55:SER:CB	2:B:84:GLN:HB3	20	1.83
(1,33)	1:A:55:SER:CB	2:B:84:GLN:HE21	20	1.83
(1,33)	1:A:55:SER:CB	2:B:84:GLN:HE22	20	1.83
(1,33)	1:A:55:SER:CB	2:B:84:GLN:HG2	20	1.83
(1,33)	1:A:55:SER:CB	2:B:84:GLN:HG3	20	1.83
(1,33)	1:A:55:SER:CB	2:B:84:GLN:N	20	1.83
(1,33)	1:A:55:SER:CB	2:B:84:GLN:NE2	20	1.83
(1,33)	1:A:55:SER:CB	2:B:84:GLN:O	20	1.83
(1,33)	1:A:55:SER:CB	2:B:84:GLN:OE1	20	1.83
(1,33)	1:A:55:SER:CB	2:B:97:THR:C	20	1.83
(1,33)	1:A:55:SER:CB	2:B:97:THR:CA	20	1.83
(1,33)	1:A:55:SER:CB	2:B:97:THR:CB	20	1.83
(1,33)	1:A:55:SER:CB	2:B:97:THR:CG2	20	1.83

*Continued on next page...*

*Continued from previous page...*

Key	Atom-1	Atom-2	Model ID	Violation (Å)
(1,33)	1:A:55:SER:CB	2:B:97:THR:H	20	1.83
(1,33)	1:A:55:SER:CB	2:B:97:THR:HA	20	1.83
(1,33)	1:A:55:SER:CB	2:B:97:THR:HB	20	1.83
(1,33)	1:A:55:SER:CB	2:B:97:THR:HG1	20	1.83
(1,33)	1:A:55:SER:CB	2:B:97:THR:HG21	20	1.83
(1,33)	1:A:55:SER:CB	2:B:97:THR:HG22	20	1.83
(1,33)	1:A:55:SER:CB	2:B:97:THR:HG23	20	1.83
(1,33)	1:A:55:SER:CB	2:B:97:THR:N	20	1.83
(1,33)	1:A:55:SER:CB	2:B:97:THR:O	20	1.83
(1,33)	1:A:55:SER:CB	2:B:97:THR:OG1	20	1.83
(1,33)	1:A:55:SER:CB	2:B:99:HIS:C	20	1.83
(1,33)	1:A:55:SER:CB	2:B:99:HIS:CA	20	1.83
(1,33)	1:A:55:SER:CB	2:B:99:HIS:CB	20	1.83
(1,33)	1:A:55:SER:CB	2:B:99:HIS:CD2	20	1.83
(1,33)	1:A:55:SER:CB	2:B:99:HIS:CE1	20	1.83
(1,33)	1:A:55:SER:CB	2:B:99:HIS:CG	20	1.83
(1,33)	1:A:55:SER:CB	2:B:99:HIS:H	20	1.83
(1,33)	1:A:55:SER:CB	2:B:99:HIS:HA	20	1.83
(1,33)	1:A:55:SER:CB	2:B:99:HIS:HB2	20	1.83
(1,33)	1:A:55:SER:CB	2:B:99:HIS:HB3	20	1.83
(1,33)	1:A:55:SER:CB	2:B:99:HIS:HD1	20	1.83
(1,33)	1:A:55:SER:CB	2:B:99:HIS:HD2	20	1.83
(1,33)	1:A:55:SER:CB	2:B:99:HIS:HE1	20	1.83
(1,33)	1:A:55:SER:CB	2:B:99:HIS:HE2	20	1.83
(1,33)	1:A:55:SER:CB	2:B:99:HIS:N	20	1.83
(1,33)	1:A:55:SER:CB	2:B:99:HIS:ND1	20	1.83
(1,33)	1:A:55:SER:CB	2:B:99:HIS:NE2	20	1.83
(1,33)	1:A:55:SER:CB	2:B:99:HIS:O	20	1.83
(1,33)	1:A:55:SER:CB	2:B:101:VAL:C	20	1.83
(1,33)	1:A:55:SER:CB	2:B:101:VAL:CA	20	1.83
(1,33)	1:A:55:SER:CB	2:B:101:VAL:CB	20	1.83
(1,33)	1:A:55:SER:CB	2:B:101:VAL:CG1	20	1.83
(1,33)	1:A:55:SER:CB	2:B:101:VAL:CG2	20	1.83
(1,33)	1:A:55:SER:CB	2:B:101:VAL:H	20	1.83
(1,33)	1:A:55:SER:CB	2:B:101:VAL:HA	20	1.83
(1,33)	1:A:55:SER:CB	2:B:101:VAL:HB	20	1.83
(1,33)	1:A:55:SER:CB	2:B:101:VAL:HG11	20	1.83
(1,33)	1:A:55:SER:CB	2:B:101:VAL:HG12	20	1.83
(1,33)	1:A:55:SER:CB	2:B:101:VAL:HG13	20	1.83
(1,33)	1:A:55:SER:CB	2:B:101:VAL:HG21	20	1.83
(1,33)	1:A:55:SER:CB	2:B:101:VAL:HG22	20	1.83
(1,33)	1:A:55:SER:CB	2:B:101:VAL:HG23	20	1.83

*Continued on next page...*

*Continued from previous page...*

Key	Atom-1	Atom-2	Model ID	Violation (Å)
(1,33)	1:A:55:SER:CB	2:B:101:VAL:N	20	1.83
(1,33)	1:A:55:SER:CB	2:B:101:VAL:O	20	1.83
(1,33)	1:A:55:SER:H	2:B:75:ILE:C	20	1.83
(1,33)	1:A:55:SER:H	2:B:75:ILE:CA	20	1.83
(1,33)	1:A:55:SER:H	2:B:75:ILE:CB	20	1.83
(1,33)	1:A:55:SER:H	2:B:75:ILE:CD1	20	1.83
(1,33)	1:A:55:SER:H	2:B:75:ILE:CG1	20	1.83
(1,33)	1:A:55:SER:H	2:B:75:ILE:CG2	20	1.83
(1,33)	1:A:55:SER:H	2:B:75:ILE:H	20	1.83
(1,33)	1:A:55:SER:H	2:B:75:ILE:HA	20	1.83
(1,33)	1:A:55:SER:H	2:B:75:ILE:HB	20	1.83
(1,33)	1:A:55:SER:H	2:B:75:ILE:HD11	20	1.83
(1,33)	1:A:55:SER:H	2:B:75:ILE:HD12	20	1.83
(1,33)	1:A:55:SER:H	2:B:75:ILE:HD13	20	1.83
(1,33)	1:A:55:SER:H	2:B:75:ILE:HG12	20	1.83
(1,33)	1:A:55:SER:H	2:B:75:ILE:HG13	20	1.83
(1,33)	1:A:55:SER:H	2:B:75:ILE:HG21	20	1.83
(1,33)	1:A:55:SER:H	2:B:75:ILE:HG22	20	1.83
(1,33)	1:A:55:SER:H	2:B:75:ILE:HG23	20	1.83
(1,33)	1:A:55:SER:H	2:B:75:ILE:N	20	1.83
(1,33)	1:A:55:SER:H	2:B:75:ILE:O	20	1.83
(1,33)	1:A:55:SER:H	2:B:77:ALA:C	20	1.83
(1,33)	1:A:55:SER:H	2:B:77:ALA:CA	20	1.83
(1,33)	1:A:55:SER:H	2:B:77:ALA:CB	20	1.83
(1,33)	1:A:55:SER:H	2:B:77:ALA:H	20	1.83
(1,33)	1:A:55:SER:H	2:B:77:ALA:HA	20	1.83
(1,33)	1:A:55:SER:H	2:B:77:ALA:HB1	20	1.83
(1,33)	1:A:55:SER:H	2:B:77:ALA:HB2	20	1.83
(1,33)	1:A:55:SER:H	2:B:77:ALA:HB3	20	1.83
(1,33)	1:A:55:SER:H	2:B:77:ALA:N	20	1.83
(1,33)	1:A:55:SER:H	2:B:77:ALA:O	20	1.83
(1,33)	1:A:55:SER:H	2:B:78:GLY:C	20	1.83
(1,33)	1:A:55:SER:H	2:B:78:GLY:CA	20	1.83
(1,33)	1:A:55:SER:H	2:B:78:GLY:H	20	1.83
(1,33)	1:A:55:SER:H	2:B:78:GLY:HA2	20	1.83
(1,33)	1:A:55:SER:H	2:B:78:GLY:HA3	20	1.83
(1,33)	1:A:55:SER:H	2:B:78:GLY:N	20	1.83
(1,33)	1:A:55:SER:H	2:B:78:GLY:O	20	1.83
(1,33)	1:A:55:SER:H	2:B:79:LYS:C	20	1.83
(1,33)	1:A:55:SER:H	2:B:79:LYS:CA	20	1.83
(1,33)	1:A:55:SER:H	2:B:79:LYS:CB	20	1.83
(1,33)	1:A:55:SER:H	2:B:79:LYS:CD	20	1.83

*Continued on next page...*

*Continued from previous page...*

Key	Atom-1	Atom-2	Model ID	Violation (Å)
(1,33)	1:A:55:SER:H	2:B:79:LYS:CE	20	1.83
(1,33)	1:A:55:SER:H	2:B:79:LYS:CG	20	1.83
(1,33)	1:A:55:SER:H	2:B:79:LYS:H	20	1.83
(1,33)	1:A:55:SER:H	2:B:79:LYS:HA	20	1.83
(1,33)	1:A:55:SER:H	2:B:79:LYS:HB2	20	1.83
(1,33)	1:A:55:SER:H	2:B:79:LYS:HB3	20	1.83
(1,33)	1:A:55:SER:H	2:B:79:LYS:HD2	20	1.83
(1,33)	1:A:55:SER:H	2:B:79:LYS:HD3	20	1.83
(1,33)	1:A:55:SER:H	2:B:79:LYS:HE2	20	1.83
(1,33)	1:A:55:SER:H	2:B:79:LYS:HE3	20	1.83
(1,33)	1:A:55:SER:H	2:B:79:LYS:HG2	20	1.83
(1,33)	1:A:55:SER:H	2:B:79:LYS:HG3	20	1.83
(1,33)	1:A:55:SER:H	2:B:79:LYS:HZ1	20	1.83
(1,33)	1:A:55:SER:H	2:B:79:LYS:HZ2	20	1.83
(1,33)	1:A:55:SER:H	2:B:79:LYS:HZ3	20	1.83
(1,33)	1:A:55:SER:H	2:B:79:LYS:N	20	1.83
(1,33)	1:A:55:SER:H	2:B:79:LYS:NZ	20	1.83
(1,33)	1:A:55:SER:H	2:B:79:LYS:O	20	1.83
(1,33)	1:A:55:SER:H	2:B:80:ILE:C	20	1.83
(1,33)	1:A:55:SER:H	2:B:80:ILE:CA	20	1.83
(1,33)	1:A:55:SER:H	2:B:80:ILE:CB	20	1.83
(1,33)	1:A:55:SER:H	2:B:80:ILE:CD1	20	1.83
(1,33)	1:A:55:SER:H	2:B:80:ILE:CG1	20	1.83
(1,33)	1:A:55:SER:H	2:B:80:ILE:CG2	20	1.83
(1,33)	1:A:55:SER:H	2:B:80:ILE:H	20	1.83
(1,33)	1:A:55:SER:H	2:B:80:ILE:HA	20	1.83
(1,33)	1:A:55:SER:H	2:B:80:ILE:HB	20	1.83
(1,33)	1:A:55:SER:H	2:B:80:ILE:HD11	20	1.83
(1,33)	1:A:55:SER:H	2:B:80:ILE:HD12	20	1.83
(1,33)	1:A:55:SER:H	2:B:80:ILE:HD13	20	1.83
(1,33)	1:A:55:SER:H	2:B:80:ILE:HG12	20	1.83
(1,33)	1:A:55:SER:H	2:B:80:ILE:HG13	20	1.83
(1,33)	1:A:55:SER:H	2:B:80:ILE:HG21	20	1.83
(1,33)	1:A:55:SER:H	2:B:80:ILE:HG22	20	1.83
(1,33)	1:A:55:SER:H	2:B:80:ILE:HG23	20	1.83
(1,33)	1:A:55:SER:H	2:B:80:ILE:N	20	1.83
(1,33)	1:A:55:SER:H	2:B:80:ILE:O	20	1.83
(1,33)	1:A:55:SER:H	2:B:84:GLN:C	20	1.83
(1,33)	1:A:55:SER:H	2:B:84:GLN:CA	20	1.83
(1,33)	1:A:55:SER:H	2:B:84:GLN:CB	20	1.83
(1,33)	1:A:55:SER:H	2:B:84:GLN:CD	20	1.83
(1,33)	1:A:55:SER:H	2:B:84:GLN:CG	20	1.83

*Continued on next page...*

*Continued from previous page...*

Key	Atom-1	Atom-2	Model ID	Violation (Å)
(1,33)	1:A:55:SER:H	2:B:84:GLN:H	20	1.83
(1,33)	1:A:55:SER:H	2:B:84:GLN:HA	20	1.83
(1,33)	1:A:55:SER:H	2:B:84:GLN:HB2	20	1.83
(1,33)	1:A:55:SER:H	2:B:84:GLN:HB3	20	1.83
(1,33)	1:A:55:SER:H	2:B:84:GLN:HE21	20	1.83
(1,33)	1:A:55:SER:H	2:B:84:GLN:HE22	20	1.83
(1,33)	1:A:55:SER:H	2:B:84:GLN:HG2	20	1.83
(1,33)	1:A:55:SER:H	2:B:84:GLN:HG3	20	1.83
(1,33)	1:A:55:SER:H	2:B:84:GLN:N	20	1.83
(1,33)	1:A:55:SER:H	2:B:84:GLN:NE2	20	1.83
(1,33)	1:A:55:SER:H	2:B:84:GLN:O	20	1.83
(1,33)	1:A:55:SER:H	2:B:84:GLN:OE1	20	1.83
(1,33)	1:A:55:SER:H	2:B:97:THR:C	20	1.83
(1,33)	1:A:55:SER:H	2:B:97:THR:CA	20	1.83
(1,33)	1:A:55:SER:H	2:B:97:THR:CB	20	1.83
(1,33)	1:A:55:SER:H	2:B:97:THR:CG2	20	1.83
(1,33)	1:A:55:SER:H	2:B:97:THR:H	20	1.83
(1,33)	1:A:55:SER:H	2:B:97:THR:HA	20	1.83
(1,33)	1:A:55:SER:H	2:B:97:THR:HB	20	1.83
(1,33)	1:A:55:SER:H	2:B:97:THR:HG1	20	1.83
(1,33)	1:A:55:SER:H	2:B:97:THR:HG21	20	1.83
(1,33)	1:A:55:SER:H	2:B:97:THR:HG22	20	1.83
(1,33)	1:A:55:SER:H	2:B:97:THR:HG23	20	1.83
(1,33)	1:A:55:SER:H	2:B:97:THR:N	20	1.83
(1,33)	1:A:55:SER:H	2:B:97:THR:O	20	1.83
(1,33)	1:A:55:SER:H	2:B:97:THR:OG1	20	1.83
(1,33)	1:A:55:SER:H	2:B:99:HIS:C	20	1.83
(1,33)	1:A:55:SER:H	2:B:99:HIS:CA	20	1.83
(1,33)	1:A:55:SER:H	2:B:99:HIS:CB	20	1.83
(1,33)	1:A:55:SER:H	2:B:99:HIS:CD2	20	1.83
(1,33)	1:A:55:SER:H	2:B:99:HIS:CE1	20	1.83
(1,33)	1:A:55:SER:H	2:B:99:HIS:CG	20	1.83
(1,33)	1:A:55:SER:H	2:B:99:HIS:H	20	1.83
(1,33)	1:A:55:SER:H	2:B:99:HIS:HA	20	1.83
(1,33)	1:A:55:SER:H	2:B:99:HIS:HB2	20	1.83
(1,33)	1:A:55:SER:H	2:B:99:HIS:HB3	20	1.83
(1,33)	1:A:55:SER:H	2:B:99:HIS:HD1	20	1.83
(1,33)	1:A:55:SER:H	2:B:99:HIS:HD2	20	1.83
(1,33)	1:A:55:SER:H	2:B:99:HIS:HE1	20	1.83
(1,33)	1:A:55:SER:H	2:B:99:HIS:HE2	20	1.83
(1,33)	1:A:55:SER:H	2:B:99:HIS:N	20	1.83
(1,33)	1:A:55:SER:H	2:B:99:HIS:ND1	20	1.83

*Continued on next page...*

*Continued from previous page...*

Key	Atom-1	Atom-2	Model ID	Violation (Å)
(1,33)	1:A:55:SER:H	2:B:99:HIS:NE2	20	1.83
(1,33)	1:A:55:SER:H	2:B:99:HIS:O	20	1.83
(1,33)	1:A:55:SER:H	2:B:101:VAL:C	20	1.83
(1,33)	1:A:55:SER:H	2:B:101:VAL:CA	20	1.83
(1,33)	1:A:55:SER:H	2:B:101:VAL:CB	20	1.83
(1,33)	1:A:55:SER:H	2:B:101:VAL:CG1	20	1.83
(1,33)	1:A:55:SER:H	2:B:101:VAL:CG2	20	1.83
(1,33)	1:A:55:SER:H	2:B:101:VAL:H	20	1.83
(1,33)	1:A:55:SER:H	2:B:101:VAL:HA	20	1.83
(1,33)	1:A:55:SER:H	2:B:101:VAL:HB	20	1.83
(1,33)	1:A:55:SER:H	2:B:101:VAL:HG11	20	1.83
(1,33)	1:A:55:SER:H	2:B:101:VAL:HG12	20	1.83
(1,33)	1:A:55:SER:H	2:B:101:VAL:HG13	20	1.83
(1,33)	1:A:55:SER:H	2:B:101:VAL:HG21	20	1.83
(1,33)	1:A:55:SER:H	2:B:101:VAL:HG22	20	1.83
(1,33)	1:A:55:SER:H	2:B:101:VAL:HG23	20	1.83
(1,33)	1:A:55:SER:H	2:B:101:VAL:N	20	1.83
(1,33)	1:A:55:SER:H	2:B:101:VAL:O	20	1.83
(1,33)	1:A:55:SER:HA	2:B:75:ILE:C	20	1.83
(1,33)	1:A:55:SER:HA	2:B:75:ILE:CA	20	1.83
(1,33)	1:A:55:SER:HA	2:B:75:ILE:CB	20	1.83
(1,33)	1:A:55:SER:HA	2:B:75:ILE:CD1	20	1.83
(1,33)	1:A:55:SER:HA	2:B:75:ILE:CG1	20	1.83
(1,33)	1:A:55:SER:HA	2:B:75:ILE:CG2	20	1.83
(1,33)	1:A:55:SER:HA	2:B:75:ILE:H	20	1.83
(1,33)	1:A:55:SER:HA	2:B:75:ILE:HA	20	1.83
(1,33)	1:A:55:SER:HA	2:B:75:ILE:HB	20	1.83
(1,33)	1:A:55:SER:HA	2:B:75:ILE:HD11	20	1.83
(1,33)	1:A:55:SER:HA	2:B:75:ILE:HD12	20	1.83
(1,33)	1:A:55:SER:HA	2:B:75:ILE:HD13	20	1.83
(1,33)	1:A:55:SER:HA	2:B:75:ILE:HG12	20	1.83
(1,33)	1:A:55:SER:HA	2:B:75:ILE:HG13	20	1.83
(1,33)	1:A:55:SER:HA	2:B:75:ILE:HG21	20	1.83
(1,33)	1:A:55:SER:HA	2:B:75:ILE:HG22	20	1.83
(1,33)	1:A:55:SER:HA	2:B:75:ILE:HG23	20	1.83
(1,33)	1:A:55:SER:HA	2:B:75:ILE:N	20	1.83
(1,33)	1:A:55:SER:HA	2:B:75:ILE:O	20	1.83
(1,33)	1:A:55:SER:HA	2:B:77:ALA:C	20	1.83
(1,33)	1:A:55:SER:HA	2:B:77:ALA:CA	20	1.83
(1,33)	1:A:55:SER:HA	2:B:77:ALA:CB	20	1.83
(1,33)	1:A:55:SER:HA	2:B:77:ALA:H	20	1.83
(1,33)	1:A:55:SER:HA	2:B:77:ALA:HA	20	1.83

*Continued on next page...*

*Continued from previous page...*

Key	Atom-1	Atom-2	Model ID	Violation (Å)
(1,33)	1:A:55:SER:HA	2:B:77:ALA:HB1	20	1.83
(1,33)	1:A:55:SER:HA	2:B:77:ALA:HB2	20	1.83
(1,33)	1:A:55:SER:HA	2:B:77:ALA:HB3	20	1.83
(1,33)	1:A:55:SER:HA	2:B:77:ALA:N	20	1.83
(1,33)	1:A:55:SER:HA	2:B:77:ALA:O	20	1.83
(1,33)	1:A:55:SER:HA	2:B:78:GLY:C	20	1.83
(1,33)	1:A:55:SER:HA	2:B:78:GLY:CA	20	1.83
(1,33)	1:A:55:SER:HA	2:B:78:GLY:H	20	1.83
(1,33)	1:A:55:SER:HA	2:B:78:GLY:HA2	20	1.83
(1,33)	1:A:55:SER:HA	2:B:78:GLY:HA3	20	1.83
(1,33)	1:A:55:SER:HA	2:B:78:GLY:N	20	1.83
(1,33)	1:A:55:SER:HA	2:B:78:GLY:O	20	1.83
(1,33)	1:A:55:SER:HA	2:B:79:LYS:C	20	1.83
(1,33)	1:A:55:SER:HA	2:B:79:LYS:CA	20	1.83
(1,33)	1:A:55:SER:HA	2:B:79:LYS:CB	20	1.83
(1,33)	1:A:55:SER:HA	2:B:79:LYS:CD	20	1.83
(1,33)	1:A:55:SER:HA	2:B:79:LYS:CE	20	1.83
(1,33)	1:A:55:SER:HA	2:B:79:LYS:CG	20	1.83
(1,33)	1:A:55:SER:HA	2:B:79:LYS:H	20	1.83
(1,33)	1:A:55:SER:HA	2:B:79:LYS:HA	20	1.83
(1,33)	1:A:55:SER:HA	2:B:79:LYS:HB2	20	1.83
(1,33)	1:A:55:SER:HA	2:B:79:LYS:HB3	20	1.83
(1,33)	1:A:55:SER:HA	2:B:79:LYS:HD2	20	1.83
(1,33)	1:A:55:SER:HA	2:B:79:LYS:HD3	20	1.83
(1,33)	1:A:55:SER:HA	2:B:79:LYS:HE2	20	1.83
(1,33)	1:A:55:SER:HA	2:B:79:LYS:HE3	20	1.83
(1,33)	1:A:55:SER:HA	2:B:79:LYS:HG2	20	1.83
(1,33)	1:A:55:SER:HA	2:B:79:LYS:HG3	20	1.83
(1,33)	1:A:55:SER:HA	2:B:79:LYS:HZ1	20	1.83
(1,33)	1:A:55:SER:HA	2:B:79:LYS:HZ2	20	1.83
(1,33)	1:A:55:SER:HA	2:B:79:LYS:HZ3	20	1.83
(1,33)	1:A:55:SER:HA	2:B:79:LYS:N	20	1.83
(1,33)	1:A:55:SER:HA	2:B:79:LYS:NZ	20	1.83
(1,33)	1:A:55:SER:HA	2:B:79:LYS:O	20	1.83
(1,33)	1:A:55:SER:HA	2:B:80:ILE:C	20	1.83
(1,33)	1:A:55:SER:HA	2:B:80:ILE:CA	20	1.83
(1,33)	1:A:55:SER:HA	2:B:80:ILE:CB	20	1.83
(1,33)	1:A:55:SER:HA	2:B:80:ILE:CD1	20	1.83
(1,33)	1:A:55:SER:HA	2:B:80:ILE:CG1	20	1.83
(1,33)	1:A:55:SER:HA	2:B:80:ILE:CG2	20	1.83
(1,33)	1:A:55:SER:HA	2:B:80:ILE:H	20	1.83
(1,33)	1:A:55:SER:HA	2:B:80:ILE:HA	20	1.83

*Continued on next page...*

*Continued from previous page...*

Key	Atom-1	Atom-2	Model ID	Violation (Å)
(1,33)	1:A:55:SER:HA	2:B:80:ILE:HB	20	1.83
(1,33)	1:A:55:SER:HA	2:B:80:ILE:HD11	20	1.83
(1,33)	1:A:55:SER:HA	2:B:80:ILE:HD12	20	1.83
(1,33)	1:A:55:SER:HA	2:B:80:ILE:HD13	20	1.83
(1,33)	1:A:55:SER:HA	2:B:80:ILE:HG12	20	1.83
(1,33)	1:A:55:SER:HA	2:B:80:ILE:HG13	20	1.83
(1,33)	1:A:55:SER:HA	2:B:80:ILE:HG21	20	1.83
(1,33)	1:A:55:SER:HA	2:B:80:ILE:HG22	20	1.83
(1,33)	1:A:55:SER:HA	2:B:80:ILE:HG23	20	1.83
(1,33)	1:A:55:SER:HA	2:B:80:ILE:N	20	1.83
(1,33)	1:A:55:SER:HA	2:B:80:ILE:O	20	1.83
(1,33)	1:A:55:SER:HA	2:B:84:GLN:C	20	1.83
(1,33)	1:A:55:SER:HA	2:B:84:GLN:CA	20	1.83
(1,33)	1:A:55:SER:HA	2:B:84:GLN:CB	20	1.83
(1,33)	1:A:55:SER:HA	2:B:84:GLN:CD	20	1.83
(1,33)	1:A:55:SER:HA	2:B:84:GLN:CG	20	1.83
(1,33)	1:A:55:SER:HA	2:B:84:GLN:H	20	1.83
(1,33)	1:A:55:SER:HA	2:B:84:GLN:HA	20	1.83
(1,33)	1:A:55:SER:HA	2:B:84:GLN:HB2	20	1.83
(1,33)	1:A:55:SER:HA	2:B:84:GLN:HB3	20	1.83
(1,33)	1:A:55:SER:HA	2:B:84:GLN:HE21	20	1.83
(1,33)	1:A:55:SER:HA	2:B:84:GLN:HE22	20	1.83
(1,33)	1:A:55:SER:HA	2:B:84:GLN:HG2	20	1.83
(1,33)	1:A:55:SER:HA	2:B:84:GLN:HG3	20	1.83
(1,33)	1:A:55:SER:HA	2:B:84:GLN:N	20	1.83
(1,33)	1:A:55:SER:HA	2:B:84:GLN:NE2	20	1.83
(1,33)	1:A:55:SER:HA	2:B:84:GLN:O	20	1.83
(1,33)	1:A:55:SER:HA	2:B:84:GLN:OE1	20	1.83
(1,33)	1:A:55:SER:HA	2:B:97:THR:C	20	1.83
(1,33)	1:A:55:SER:HA	2:B:97:THR:CA	20	1.83
(1,33)	1:A:55:SER:HA	2:B:97:THR:CB	20	1.83
(1,33)	1:A:55:SER:HA	2:B:97:THR:CG2	20	1.83
(1,33)	1:A:55:SER:HA	2:B:97:THR:H	20	1.83
(1,33)	1:A:55:SER:HA	2:B:97:THR:HA	20	1.83
(1,33)	1:A:55:SER:HA	2:B:97:THR:HB	20	1.83
(1,33)	1:A:55:SER:HA	2:B:97:THR:HG1	20	1.83
(1,33)	1:A:55:SER:HA	2:B:97:THR:HG21	20	1.83
(1,33)	1:A:55:SER:HA	2:B:97:THR:HG22	20	1.83
(1,33)	1:A:55:SER:HA	2:B:97:THR:HG23	20	1.83
(1,33)	1:A:55:SER:HA	2:B:97:THR:N	20	1.83
(1,33)	1:A:55:SER:HA	2:B:97:THR:O	20	1.83
(1,33)	1:A:55:SER:HA	2:B:97:THR:OG1	20	1.83

*Continued on next page...*



*Continued from previous page...*

Key	Atom-1	Atom-2	Model ID	Violation (Å)
(1,33)	1:A:55:SER:HA	2:B:99:HIS:C	20	1.83
(1,33)	1:A:55:SER:HA	2:B:99:HIS:CA	20	1.83
(1,33)	1:A:55:SER:HA	2:B:99:HIS:CB	20	1.83
(1,33)	1:A:55:SER:HA	2:B:99:HIS:CD2	20	1.83
(1,33)	1:A:55:SER:HA	2:B:99:HIS:CE1	20	1.83
(1,33)	1:A:55:SER:HA	2:B:99:HIS:CG	20	1.83
(1,33)	1:A:55:SER:HA	2:B:99:HIS:H	20	1.83
(1,33)	1:A:55:SER:HA	2:B:99:HIS:HA	20	1.83
(1,33)	1:A:55:SER:HA	2:B:99:HIS:HB2	20	1.83
(1,33)	1:A:55:SER:HA	2:B:99:HIS:HB3	20	1.83
(1,33)	1:A:55:SER:HA	2:B:99:HIS:HD1	20	1.83
(1,33)	1:A:55:SER:HA	2:B:99:HIS:HD2	20	1.83
(1,33)	1:A:55:SER:HA	2:B:99:HIS:HE1	20	1.83
(1,33)	1:A:55:SER:HA	2:B:99:HIS:HE2	20	1.83
(1,33)	1:A:55:SER:HA	2:B:99:HIS:N	20	1.83
(1,33)	1:A:55:SER:HA	2:B:99:HIS:ND1	20	1.83
(1,33)	1:A:55:SER:HA	2:B:99:HIS:NE2	20	1.83
(1,33)	1:A:55:SER:HA	2:B:99:HIS:O	20	1.83
(1,33)	1:A:55:SER:HA	2:B:101:VAL:C	20	1.83
(1,33)	1:A:55:SER:HA	2:B:101:VAL:CA	20	1.83
(1,33)	1:A:55:SER:HA	2:B:101:VAL:CB	20	1.83
(1,33)	1:A:55:SER:HA	2:B:101:VAL:CG1	20	1.83
(1,33)	1:A:55:SER:HA	2:B:101:VAL:CG2	20	1.83
(1,33)	1:A:55:SER:HA	2:B:101:VAL:H	20	1.83
(1,33)	1:A:55:SER:HA	2:B:101:VAL:HA	20	1.83
(1,33)	1:A:55:SER:HA	2:B:101:VAL:HB	20	1.83
(1,33)	1:A:55:SER:HA	2:B:101:VAL:HG11	20	1.83
(1,33)	1:A:55:SER:HA	2:B:101:VAL:HG12	20	1.83
(1,33)	1:A:55:SER:HA	2:B:101:VAL:HG13	20	1.83
(1,33)	1:A:55:SER:HA	2:B:101:VAL:HG21	20	1.83
(1,33)	1:A:55:SER:HA	2:B:101:VAL:HG22	20	1.83
(1,33)	1:A:55:SER:HA	2:B:101:VAL:HG23	20	1.83
(1,33)	1:A:55:SER:HA	2:B:101:VAL:N	20	1.83
(1,33)	1:A:55:SER:HA	2:B:101:VAL:O	20	1.83
(1,33)	1:A:55:SER:HB2	2:B:75:ILE:C	20	1.83
(1,33)	1:A:55:SER:HB2	2:B:75:ILE:CA	20	1.83
(1,33)	1:A:55:SER:HB2	2:B:75:ILE:CB	20	1.83
(1,33)	1:A:55:SER:HB2	2:B:75:ILE:CD1	20	1.83
(1,33)	1:A:55:SER:HB2	2:B:75:ILE:CG1	20	1.83
(1,33)	1:A:55:SER:HB2	2:B:75:ILE:CG2	20	1.83
(1,33)	1:A:55:SER:HB2	2:B:75:ILE:H	20	1.83
(1,33)	1:A:55:SER:HB2	2:B:75:ILE:HA	20	1.83

*Continued on next page...*

*Continued from previous page...*

Key	Atom-1	Atom-2	Model ID	Violation (Å)
(1,33)	1:A:55:SER:HB2	2:B:75:ILE:HB	20	1.83
(1,33)	1:A:55:SER:HB2	2:B:75:ILE:HD11	20	1.83
(1,33)	1:A:55:SER:HB2	2:B:75:ILE:HD12	20	1.83
(1,33)	1:A:55:SER:HB2	2:B:75:ILE:HD13	20	1.83
(1,33)	1:A:55:SER:HB2	2:B:75:ILE:HG12	20	1.83
(1,33)	1:A:55:SER:HB2	2:B:75:ILE:HG13	20	1.83
(1,33)	1:A:55:SER:HB2	2:B:75:ILE:HG21	20	1.83
(1,33)	1:A:55:SER:HB2	2:B:75:ILE:HG22	20	1.83
(1,33)	1:A:55:SER:HB2	2:B:75:ILE:HG23	20	1.83
(1,33)	1:A:55:SER:HB2	2:B:75:ILE:N	20	1.83
(1,33)	1:A:55:SER:HB2	2:B:75:ILE:O	20	1.83
(1,33)	1:A:55:SER:HB2	2:B:77:ALA:C	20	1.83
(1,33)	1:A:55:SER:HB2	2:B:77:ALA:CA	20	1.83
(1,33)	1:A:55:SER:HB2	2:B:77:ALA:CB	20	1.83
(1,33)	1:A:55:SER:HB2	2:B:77:ALA:H	20	1.83
(1,33)	1:A:55:SER:HB2	2:B:77:ALA:HA	20	1.83
(1,33)	1:A:55:SER:HB2	2:B:77:ALA:HB1	20	1.83
(1,33)	1:A:55:SER:HB2	2:B:77:ALA:HB2	20	1.83
(1,33)	1:A:55:SER:HB2	2:B:77:ALA:HB3	20	1.83
(1,33)	1:A:55:SER:HB2	2:B:77:ALA:N	20	1.83
(1,33)	1:A:55:SER:HB2	2:B:77:ALA:O	20	1.83
(1,33)	1:A:55:SER:HB2	2:B:78:GLY:C	20	1.83
(1,33)	1:A:55:SER:HB2	2:B:78:GLY:CA	20	1.83
(1,33)	1:A:55:SER:HB2	2:B:78:GLY:H	20	1.83
(1,33)	1:A:55:SER:HB2	2:B:78:GLY:HA2	20	1.83
(1,33)	1:A:55:SER:HB2	2:B:78:GLY:HA3	20	1.83
(1,33)	1:A:55:SER:HB2	2:B:78:GLY:N	20	1.83
(1,33)	1:A:55:SER:HB2	2:B:78:GLY:O	20	1.83
(1,33)	1:A:55:SER:HB2	2:B:79:LYS:C	20	1.83
(1,33)	1:A:55:SER:HB2	2:B:79:LYS:CA	20	1.83
(1,33)	1:A:55:SER:HB2	2:B:79:LYS:CB	20	1.83
(1,33)	1:A:55:SER:HB2	2:B:79:LYS:CD	20	1.83
(1,33)	1:A:55:SER:HB2	2:B:79:LYS:CE	20	1.83
(1,33)	1:A:55:SER:HB2	2:B:79:LYS:CG	20	1.83
(1,33)	1:A:55:SER:HB2	2:B:79:LYS:H	20	1.83
(1,33)	1:A:55:SER:HB2	2:B:79:LYS:HA	20	1.83
(1,33)	1:A:55:SER:HB2	2:B:79:LYS:HB2	20	1.83
(1,33)	1:A:55:SER:HB2	2:B:79:LYS:HB3	20	1.83
(1,33)	1:A:55:SER:HB2	2:B:79:LYS:HD2	20	1.83
(1,33)	1:A:55:SER:HB2	2:B:79:LYS:HD3	20	1.83
(1,33)	1:A:55:SER:HB2	2:B:79:LYS:HE2	20	1.83
(1,33)	1:A:55:SER:HB2	2:B:79:LYS:HE3	20	1.83

*Continued on next page...*

*Continued from previous page...*

Key	Atom-1	Atom-2	Model ID	Violation (Å)
(1,33)	1:A:55:SER:HB2	2:B:79:LYS:HG2	20	1.83
(1,33)	1:A:55:SER:HB2	2:B:79:LYS:HG3	20	1.83
(1,33)	1:A:55:SER:HB2	2:B:79:LYS:HZ1	20	1.83
(1,33)	1:A:55:SER:HB2	2:B:79:LYS:HZ2	20	1.83
(1,33)	1:A:55:SER:HB2	2:B:79:LYS:HZ3	20	1.83
(1,33)	1:A:55:SER:HB2	2:B:79:LYS:N	20	1.83
(1,33)	1:A:55:SER:HB2	2:B:79:LYS:NZ	20	1.83
(1,33)	1:A:55:SER:HB2	2:B:79:LYS:O	20	1.83
(1,33)	1:A:55:SER:HB2	2:B:80:ILE:C	20	1.83
(1,33)	1:A:55:SER:HB2	2:B:80:ILE:CA	20	1.83
(1,33)	1:A:55:SER:HB2	2:B:80:ILE:CB	20	1.83
(1,33)	1:A:55:SER:HB2	2:B:80:ILE:CD1	20	1.83
(1,33)	1:A:55:SER:HB2	2:B:80:ILE:CG1	20	1.83
(1,33)	1:A:55:SER:HB2	2:B:80:ILE:CG2	20	1.83
(1,33)	1:A:55:SER:HB2	2:B:80:ILE:H	20	1.83
(1,33)	1:A:55:SER:HB2	2:B:80:ILE:HA	20	1.83
(1,33)	1:A:55:SER:HB2	2:B:80:ILE:HB	20	1.83
(1,33)	1:A:55:SER:HB2	2:B:80:ILE:HD11	20	1.83
(1,33)	1:A:55:SER:HB2	2:B:80:ILE:HD12	20	1.83
(1,33)	1:A:55:SER:HB2	2:B:80:ILE:HD13	20	1.83
(1,33)	1:A:55:SER:HB2	2:B:80:ILE:HG12	20	1.83
(1,33)	1:A:55:SER:HB2	2:B:80:ILE:HG13	20	1.83
(1,33)	1:A:55:SER:HB2	2:B:80:ILE:HG21	20	1.83
(1,33)	1:A:55:SER:HB2	2:B:80:ILE:HG22	20	1.83
(1,33)	1:A:55:SER:HB2	2:B:80:ILE:HG23	20	1.83
(1,33)	1:A:55:SER:HB2	2:B:80:ILE:N	20	1.83
(1,33)	1:A:55:SER:HB2	2:B:80:ILE:O	20	1.83
(1,33)	1:A:55:SER:HB2	2:B:84:GLN:C	20	1.83
(1,33)	1:A:55:SER:HB2	2:B:84:GLN:CA	20	1.83
(1,33)	1:A:55:SER:HB2	2:B:84:GLN:CB	20	1.83
(1,33)	1:A:55:SER:HB2	2:B:84:GLN:CD	20	1.83
(1,33)	1:A:55:SER:HB2	2:B:84:GLN:CG	20	1.83
(1,33)	1:A:55:SER:HB2	2:B:84:GLN:H	20	1.83
(1,33)	1:A:55:SER:HB2	2:B:84:GLN:HA	20	1.83
(1,33)	1:A:55:SER:HB2	2:B:84:GLN:HB2	20	1.83
(1,33)	1:A:55:SER:HB2	2:B:84:GLN:HB3	20	1.83
(1,33)	1:A:55:SER:HB2	2:B:84:GLN:HE21	20	1.83
(1,33)	1:A:55:SER:HB2	2:B:84:GLN:HE22	20	1.83
(1,33)	1:A:55:SER:HB2	2:B:84:GLN:HG2	20	1.83
(1,33)	1:A:55:SER:HB2	2:B:84:GLN:HG3	20	1.83
(1,33)	1:A:55:SER:HB2	2:B:84:GLN:N	20	1.83
(1,33)	1:A:55:SER:HB2	2:B:84:GLN:NE2	20	1.83

*Continued on next page...*

*Continued from previous page...*

Key	Atom-1	Atom-2	Model ID	Violation (Å)
(1,33)	1:A:55:SER:HB2	2:B:84:GLN:O	20	1.83
(1,33)	1:A:55:SER:HB2	2:B:84:GLN:OE1	20	1.83
(1,33)	1:A:55:SER:HB2	2:B:97:THR:C	20	1.83
(1,33)	1:A:55:SER:HB2	2:B:97:THR:CA	20	1.83
(1,33)	1:A:55:SER:HB2	2:B:97:THR:CB	20	1.83
(1,33)	1:A:55:SER:HB2	2:B:97:THR:CG2	20	1.83
(1,33)	1:A:55:SER:HB2	2:B:97:THR:H	20	1.83
(1,33)	1:A:55:SER:HB2	2:B:97:THR:HA	20	1.83
(1,33)	1:A:55:SER:HB2	2:B:97:THR:HB	20	1.83
(1,33)	1:A:55:SER:HB2	2:B:97:THR:HG1	20	1.83
(1,33)	1:A:55:SER:HB2	2:B:97:THR:HG21	20	1.83
(1,33)	1:A:55:SER:HB2	2:B:97:THR:HG22	20	1.83
(1,33)	1:A:55:SER:HB2	2:B:97:THR:HG23	20	1.83
(1,33)	1:A:55:SER:HB2	2:B:97:THR:N	20	1.83
(1,33)	1:A:55:SER:HB2	2:B:97:THR:O	20	1.83
(1,33)	1:A:55:SER:HB2	2:B:97:THR:OG1	20	1.83
(1,33)	1:A:55:SER:HB2	2:B:99:HIS:C	20	1.83
(1,33)	1:A:55:SER:HB2	2:B:99:HIS:CA	20	1.83
(1,33)	1:A:55:SER:HB2	2:B:99:HIS:CB	20	1.83
(1,33)	1:A:55:SER:HB2	2:B:99:HIS:CD2	20	1.83
(1,33)	1:A:55:SER:HB2	2:B:99:HIS:CE1	20	1.83
(1,33)	1:A:55:SER:HB2	2:B:99:HIS:CG	20	1.83
(1,33)	1:A:55:SER:HB2	2:B:99:HIS:H	20	1.83
(1,33)	1:A:55:SER:HB2	2:B:99:HIS:HA	20	1.83
(1,33)	1:A:55:SER:HB2	2:B:99:HIS:HB2	20	1.83
(1,33)	1:A:55:SER:HB2	2:B:99:HIS:HB3	20	1.83
(1,33)	1:A:55:SER:HB2	2:B:99:HIS:HD1	20	1.83
(1,33)	1:A:55:SER:HB2	2:B:99:HIS:HD2	20	1.83
(1,33)	1:A:55:SER:HB2	2:B:99:HIS:HE1	20	1.83
(1,33)	1:A:55:SER:HB2	2:B:99:HIS:HE2	20	1.83
(1,33)	1:A:55:SER:HB2	2:B:99:HIS:N	20	1.83
(1,33)	1:A:55:SER:HB2	2:B:99:HIS:ND1	20	1.83
(1,33)	1:A:55:SER:HB2	2:B:99:HIS:NE2	20	1.83
(1,33)	1:A:55:SER:HB2	2:B:99:HIS:O	20	1.83
(1,33)	1:A:55:SER:HB2	2:B:101:VAL:C	20	1.83
(1,33)	1:A:55:SER:HB2	2:B:101:VAL:CA	20	1.83
(1,33)	1:A:55:SER:HB2	2:B:101:VAL:CB	20	1.83
(1,33)	1:A:55:SER:HB2	2:B:101:VAL:CG1	20	1.83
(1,33)	1:A:55:SER:HB2	2:B:101:VAL:CG2	20	1.83
(1,33)	1:A:55:SER:HB2	2:B:101:VAL:H	20	1.83
(1,33)	1:A:55:SER:HB2	2:B:101:VAL:HA	20	1.83
(1,33)	1:A:55:SER:HB2	2:B:101:VAL:HB	20	1.83

*Continued on next page...*

*Continued from previous page...*

Key	Atom-1	Atom-2	Model ID	Violation (Å)
(1,33)	1:A:55:SER:HB2	2:B:101:VAL:HG11	20	1.83
(1,33)	1:A:55:SER:HB2	2:B:101:VAL:HG12	20	1.83
(1,33)	1:A:55:SER:HB2	2:B:101:VAL:HG13	20	1.83
(1,33)	1:A:55:SER:HB2	2:B:101:VAL:HG21	20	1.83
(1,33)	1:A:55:SER:HB2	2:B:101:VAL:HG22	20	1.83
(1,33)	1:A:55:SER:HB2	2:B:101:VAL:HG23	20	1.83
(1,33)	1:A:55:SER:HB2	2:B:101:VAL:N	20	1.83
(1,33)	1:A:55:SER:HB2	2:B:101:VAL:O	20	1.83
(1,33)	1:A:55:SER:HB3	2:B:75:ILE:C	20	1.83
(1,33)	1:A:55:SER:HB3	2:B:75:ILE:CA	20	1.83
(1,33)	1:A:55:SER:HB3	2:B:75:ILE:CB	20	1.83
(1,33)	1:A:55:SER:HB3	2:B:75:ILE:CD1	20	1.83
(1,33)	1:A:55:SER:HB3	2:B:75:ILE:CG1	20	1.83
(1,33)	1:A:55:SER:HB3	2:B:75:ILE:CG2	20	1.83
(1,33)	1:A:55:SER:HB3	2:B:75:ILE:H	20	1.83
(1,33)	1:A:55:SER:HB3	2:B:75:ILE:HA	20	1.83
(1,33)	1:A:55:SER:HB3	2:B:75:ILE:HB	20	1.83
(1,33)	1:A:55:SER:HB3	2:B:75:ILE:HD11	20	1.83
(1,33)	1:A:55:SER:HB3	2:B:75:ILE:HD12	20	1.83
(1,33)	1:A:55:SER:HB3	2:B:75:ILE:HD13	20	1.83
(1,33)	1:A:55:SER:HB3	2:B:75:ILE:HG12	20	1.83
(1,33)	1:A:55:SER:HB3	2:B:75:ILE:HG13	20	1.83
(1,33)	1:A:55:SER:HB3	2:B:75:ILE:HG21	20	1.83
(1,33)	1:A:55:SER:HB3	2:B:75:ILE:HG22	20	1.83
(1,33)	1:A:55:SER:HB3	2:B:75:ILE:HG23	20	1.83
(1,33)	1:A:55:SER:HB3	2:B:75:ILE:N	20	1.83
(1,33)	1:A:55:SER:HB3	2:B:75:ILE:O	20	1.83
(1,33)	1:A:55:SER:HB3	2:B:77:ALA:C	20	1.83
(1,33)	1:A:55:SER:HB3	2:B:77:ALA:CA	20	1.83
(1,33)	1:A:55:SER:HB3	2:B:77:ALA:CB	20	1.83
(1,33)	1:A:55:SER:HB3	2:B:77:ALA:H	20	1.83
(1,33)	1:A:55:SER:HB3	2:B:77:ALA:HA	20	1.83
(1,33)	1:A:55:SER:HB3	2:B:77:ALA:HB1	20	1.83
(1,33)	1:A:55:SER:HB3	2:B:77:ALA:HB2	20	1.83
(1,33)	1:A:55:SER:HB3	2:B:77:ALA:HB3	20	1.83
(1,33)	1:A:55:SER:HB3	2:B:77:ALA:N	20	1.83
(1,33)	1:A:55:SER:HB3	2:B:77:ALA:O	20	1.83
(1,33)	1:A:55:SER:HB3	2:B:78:GLY:C	20	1.83
(1,33)	1:A:55:SER:HB3	2:B:78:GLY:CA	20	1.83
(1,33)	1:A:55:SER:HB3	2:B:78:GLY:H	20	1.83
(1,33)	1:A:55:SER:HB3	2:B:78:GLY:HA2	20	1.83
(1,33)	1:A:55:SER:HB3	2:B:78:GLY:HA3	20	1.83

*Continued on next page...*

*Continued from previous page...*

Key	Atom-1	Atom-2	Model ID	Violation (Å)
(1,33)	1:A:55:SER:HB3	2:B:78:GLY:N	20	1.83
(1,33)	1:A:55:SER:HB3	2:B:78:GLY:O	20	1.83
(1,33)	1:A:55:SER:HB3	2:B:79:LYS:C	20	1.83
(1,33)	1:A:55:SER:HB3	2:B:79:LYS:CA	20	1.83
(1,33)	1:A:55:SER:HB3	2:B:79:LYS:CB	20	1.83
(1,33)	1:A:55:SER:HB3	2:B:79:LYS:CD	20	1.83
(1,33)	1:A:55:SER:HB3	2:B:79:LYS:CE	20	1.83
(1,33)	1:A:55:SER:HB3	2:B:79:LYS:CG	20	1.83
(1,33)	1:A:55:SER:HB3	2:B:79:LYS:H	20	1.83
(1,33)	1:A:55:SER:HB3	2:B:79:LYS:HA	20	1.83
(1,33)	1:A:55:SER:HB3	2:B:79:LYS:HB2	20	1.83
(1,33)	1:A:55:SER:HB3	2:B:79:LYS:HB3	20	1.83
(1,33)	1:A:55:SER:HB3	2:B:79:LYS:HD2	20	1.83
(1,33)	1:A:55:SER:HB3	2:B:79:LYS:HD3	20	1.83
(1,33)	1:A:55:SER:HB3	2:B:79:LYS:HE2	20	1.83
(1,33)	1:A:55:SER:HB3	2:B:79:LYS:HE3	20	1.83
(1,33)	1:A:55:SER:HB3	2:B:79:LYS:HG2	20	1.83
(1,33)	1:A:55:SER:HB3	2:B:79:LYS:HG3	20	1.83
(1,33)	1:A:55:SER:HB3	2:B:79:LYS:HZ1	20	1.83
(1,33)	1:A:55:SER:HB3	2:B:79:LYS:HZ2	20	1.83
(1,33)	1:A:55:SER:HB3	2:B:79:LYS:HZ3	20	1.83
(1,33)	1:A:55:SER:HB3	2:B:79:LYS:N	20	1.83
(1,33)	1:A:55:SER:HB3	2:B:79:LYS:NZ	20	1.83
(1,33)	1:A:55:SER:HB3	2:B:79:LYS:O	20	1.83
(1,33)	1:A:55:SER:HB3	2:B:80:ILE:C	20	1.83
(1,33)	1:A:55:SER:HB3	2:B:80:ILE:CA	20	1.83
(1,33)	1:A:55:SER:HB3	2:B:80:ILE:CB	20	1.83
(1,33)	1:A:55:SER:HB3	2:B:80:ILE:CD1	20	1.83
(1,33)	1:A:55:SER:HB3	2:B:80:ILE:CG1	20	1.83
(1,33)	1:A:55:SER:HB3	2:B:80:ILE:CG2	20	1.83
(1,33)	1:A:55:SER:HB3	2:B:80:ILE:H	20	1.83
(1,33)	1:A:55:SER:HB3	2:B:80:ILE:HA	20	1.83
(1,33)	1:A:55:SER:HB3	2:B:80:ILE:HB	20	1.83
(1,33)	1:A:55:SER:HB3	2:B:80:ILE:HD11	20	1.83
(1,33)	1:A:55:SER:HB3	2:B:80:ILE:HD12	20	1.83
(1,33)	1:A:55:SER:HB3	2:B:80:ILE:HD13	20	1.83
(1,33)	1:A:55:SER:HB3	2:B:80:ILE:HG12	20	1.83
(1,33)	1:A:55:SER:HB3	2:B:80:ILE:HG13	20	1.83
(1,33)	1:A:55:SER:HB3	2:B:80:ILE:HG21	20	1.83
(1,33)	1:A:55:SER:HB3	2:B:80:ILE:HG22	20	1.83
(1,33)	1:A:55:SER:HB3	2:B:80:ILE:HG23	20	1.83
(1,33)	1:A:55:SER:HB3	2:B:80:ILE:N	20	1.83

*Continued on next page...*

*Continued from previous page...*

Key	Atom-1	Atom-2	Model ID	Violation (Å)
(1,33)	1:A:55:SER:HB3	2:B:80:ILE:O	20	1.83
(1,33)	1:A:55:SER:HB3	2:B:84:GLN:C	20	1.83
(1,33)	1:A:55:SER:HB3	2:B:84:GLN:CA	20	1.83
(1,33)	1:A:55:SER:HB3	2:B:84:GLN:CB	20	1.83
(1,33)	1:A:55:SER:HB3	2:B:84:GLN:CD	20	1.83
(1,33)	1:A:55:SER:HB3	2:B:84:GLN:CG	20	1.83
(1,33)	1:A:55:SER:HB3	2:B:84:GLN:H	20	1.83
(1,33)	1:A:55:SER:HB3	2:B:84:GLN:HA	20	1.83
(1,33)	1:A:55:SER:HB3	2:B:84:GLN:HB2	20	1.83
(1,33)	1:A:55:SER:HB3	2:B:84:GLN:HB3	20	1.83
(1,33)	1:A:55:SER:HB3	2:B:84:GLN:HE21	20	1.83
(1,33)	1:A:55:SER:HB3	2:B:84:GLN:HE22	20	1.83
(1,33)	1:A:55:SER:HB3	2:B:84:GLN:HG2	20	1.83
(1,33)	1:A:55:SER:HB3	2:B:84:GLN:HG3	20	1.83
(1,33)	1:A:55:SER:HB3	2:B:84:GLN:N	20	1.83
(1,33)	1:A:55:SER:HB3	2:B:84:GLN:NE2	20	1.83
(1,33)	1:A:55:SER:HB3	2:B:84:GLN:O	20	1.83
(1,33)	1:A:55:SER:HB3	2:B:84:GLN:OE1	20	1.83
(1,33)	1:A:55:SER:HB3	2:B:97:THR:C	20	1.83
(1,33)	1:A:55:SER:HB3	2:B:97:THR:CA	20	1.83
(1,33)	1:A:55:SER:HB3	2:B:97:THR:CB	20	1.83
(1,33)	1:A:55:SER:HB3	2:B:97:THR:CG2	20	1.83
(1,33)	1:A:55:SER:HB3	2:B:97:THR:H	20	1.83
(1,33)	1:A:55:SER:HB3	2:B:97:THR:HA	20	1.83
(1,33)	1:A:55:SER:HB3	2:B:97:THR:HB	20	1.83
(1,33)	1:A:55:SER:HB3	2:B:97:THR:HG1	20	1.83
(1,33)	1:A:55:SER:HB3	2:B:97:THR:HG21	20	1.83
(1,33)	1:A:55:SER:HB3	2:B:97:THR:HG22	20	1.83
(1,33)	1:A:55:SER:HB3	2:B:97:THR:HG23	20	1.83
(1,33)	1:A:55:SER:HB3	2:B:97:THR:N	20	1.83
(1,33)	1:A:55:SER:HB3	2:B:97:THR:O	20	1.83
(1,33)	1:A:55:SER:HB3	2:B:97:THR:OG1	20	1.83
(1,33)	1:A:55:SER:HB3	2:B:99:HIS:C	20	1.83
(1,33)	1:A:55:SER:HB3	2:B:99:HIS:CA	20	1.83
(1,33)	1:A:55:SER:HB3	2:B:99:HIS:CB	20	1.83
(1,33)	1:A:55:SER:HB3	2:B:99:HIS:CD2	20	1.83
(1,33)	1:A:55:SER:HB3	2:B:99:HIS:CE1	20	1.83
(1,33)	1:A:55:SER:HB3	2:B:99:HIS:CG	20	1.83
(1,33)	1:A:55:SER:HB3	2:B:99:HIS:H	20	1.83
(1,33)	1:A:55:SER:HB3	2:B:99:HIS:HA	20	1.83
(1,33)	1:A:55:SER:HB3	2:B:99:HIS:HB2	20	1.83
(1,33)	1:A:55:SER:HB3	2:B:99:HIS:HB3	20	1.83

*Continued on next page...*

*Continued from previous page...*

Key	Atom-1	Atom-2	Model ID	Violation (Å)
(1,33)	1:A:55:SER:HB3	2:B:99:HIS:HD1	20	1.83
(1,33)	1:A:55:SER:HB3	2:B:99:HIS:HD2	20	1.83
(1,33)	1:A:55:SER:HB3	2:B:99:HIS:HE1	20	1.83
(1,33)	1:A:55:SER:HB3	2:B:99:HIS:HE2	20	1.83
(1,33)	1:A:55:SER:HB3	2:B:99:HIS:N	20	1.83
(1,33)	1:A:55:SER:HB3	2:B:99:HIS:ND1	20	1.83
(1,33)	1:A:55:SER:HB3	2:B:99:HIS:NE2	20	1.83
(1,33)	1:A:55:SER:HB3	2:B:99:HIS:O	20	1.83
(1,33)	1:A:55:SER:HB3	2:B:101:VAL:C	20	1.83
(1,33)	1:A:55:SER:HB3	2:B:101:VAL:CA	20	1.83
(1,33)	1:A:55:SER:HB3	2:B:101:VAL:CB	20	1.83
(1,33)	1:A:55:SER:HB3	2:B:101:VAL:CG1	20	1.83
(1,33)	1:A:55:SER:HB3	2:B:101:VAL:CG2	20	1.83
(1,33)	1:A:55:SER:HB3	2:B:101:VAL:H	20	1.83
(1,33)	1:A:55:SER:HB3	2:B:101:VAL:HA	20	1.83
(1,33)	1:A:55:SER:HB3	2:B:101:VAL:HB	20	1.83
(1,33)	1:A:55:SER:HB3	2:B:101:VAL:HG11	20	1.83
(1,33)	1:A:55:SER:HB3	2:B:101:VAL:HG12	20	1.83
(1,33)	1:A:55:SER:HB3	2:B:101:VAL:HG13	20	1.83
(1,33)	1:A:55:SER:HB3	2:B:101:VAL:HG21	20	1.83
(1,33)	1:A:55:SER:HB3	2:B:101:VAL:HG22	20	1.83
(1,33)	1:A:55:SER:HB3	2:B:101:VAL:HG23	20	1.83
(1,33)	1:A:55:SER:HB3	2:B:101:VAL:N	20	1.83
(1,33)	1:A:55:SER:HB3	2:B:101:VAL:O	20	1.83
(1,33)	1:A:55:SER:HG	2:B:75:ILE:C	20	1.83
(1,33)	1:A:55:SER:HG	2:B:75:ILE:CA	20	1.83
(1,33)	1:A:55:SER:HG	2:B:75:ILE:CB	20	1.83
(1,33)	1:A:55:SER:HG	2:B:75:ILE:CD1	20	1.83
(1,33)	1:A:55:SER:HG	2:B:75:ILE:CG1	20	1.83
(1,33)	1:A:55:SER:HG	2:B:75:ILE:CG2	20	1.83
(1,33)	1:A:55:SER:HG	2:B:75:ILE:H	20	1.83
(1,33)	1:A:55:SER:HG	2:B:75:ILE:HA	20	1.83
(1,33)	1:A:55:SER:HG	2:B:75:ILE:HB	20	1.83
(1,33)	1:A:55:SER:HG	2:B:75:ILE:HD11	20	1.83
(1,33)	1:A:55:SER:HG	2:B:75:ILE:HD12	20	1.83
(1,33)	1:A:55:SER:HG	2:B:75:ILE:HD13	20	1.83
(1,33)	1:A:55:SER:HG	2:B:75:ILE:HG12	20	1.83
(1,33)	1:A:55:SER:HG	2:B:75:ILE:HG13	20	1.83
(1,33)	1:A:55:SER:HG	2:B:75:ILE:HG21	20	1.83
(1,33)	1:A:55:SER:HG	2:B:75:ILE:HG22	20	1.83
(1,33)	1:A:55:SER:HG	2:B:75:ILE:HG23	20	1.83
(1,33)	1:A:55:SER:HG	2:B:75:ILE:N	20	1.83

*Continued on next page...*



*Continued from previous page...*

Key	Atom-1	Atom-2	Model ID	Violation (Å)
(1,33)	1:A:55:SER:HG	2:B:75:ILE:O	20	1.83
(1,33)	1:A:55:SER:HG	2:B:77:ALA:C	20	1.83
(1,33)	1:A:55:SER:HG	2:B:77:ALA:CA	20	1.83
(1,33)	1:A:55:SER:HG	2:B:77:ALA:CB	20	1.83
(1,33)	1:A:55:SER:HG	2:B:77:ALA:H	20	1.83
(1,33)	1:A:55:SER:HG	2:B:77:ALA:HA	20	1.83
(1,33)	1:A:55:SER:HG	2:B:77:ALA:HB1	20	1.83
(1,33)	1:A:55:SER:HG	2:B:77:ALA:HB2	20	1.83
(1,33)	1:A:55:SER:HG	2:B:77:ALA:HB3	20	1.83
(1,33)	1:A:55:SER:HG	2:B:77:ALA:N	20	1.83
(1,33)	1:A:55:SER:HG	2:B:77:ALA:O	20	1.83
(1,33)	1:A:55:SER:HG	2:B:78:GLY:C	20	1.83
(1,33)	1:A:55:SER:HG	2:B:78:GLY:CA	20	1.83
(1,33)	1:A:55:SER:HG	2:B:78:GLY:H	20	1.83
(1,33)	1:A:55:SER:HG	2:B:78:GLY:HA2	20	1.83
(1,33)	1:A:55:SER:HG	2:B:78:GLY:HA3	20	1.83
(1,33)	1:A:55:SER:HG	2:B:78:GLY:N	20	1.83
(1,33)	1:A:55:SER:HG	2:B:78:GLY:O	20	1.83
(1,33)	1:A:55:SER:HG	2:B:79:LYS:C	20	1.83
(1,33)	1:A:55:SER:HG	2:B:79:LYS:CA	20	1.83
(1,33)	1:A:55:SER:HG	2:B:79:LYS:CB	20	1.83
(1,33)	1:A:55:SER:HG	2:B:79:LYS:CD	20	1.83
(1,33)	1:A:55:SER:HG	2:B:79:LYS:CE	20	1.83
(1,33)	1:A:55:SER:HG	2:B:79:LYS:CG	20	1.83
(1,33)	1:A:55:SER:HG	2:B:79:LYS:H	20	1.83
(1,33)	1:A:55:SER:HG	2:B:79:LYS:HA	20	1.83
(1,33)	1:A:55:SER:HG	2:B:79:LYS:HB2	20	1.83
(1,33)	1:A:55:SER:HG	2:B:79:LYS:HB3	20	1.83
(1,33)	1:A:55:SER:HG	2:B:79:LYS:HD2	20	1.83
(1,33)	1:A:55:SER:HG	2:B:79:LYS:HD3	20	1.83
(1,33)	1:A:55:SER:HG	2:B:79:LYS:HE2	20	1.83
(1,33)	1:A:55:SER:HG	2:B:79:LYS:HE3	20	1.83
(1,33)	1:A:55:SER:HG	2:B:79:LYS:HG2	20	1.83
(1,33)	1:A:55:SER:HG	2:B:79:LYS:HG3	20	1.83
(1,33)	1:A:55:SER:HG	2:B:79:LYS:HZ1	20	1.83
(1,33)	1:A:55:SER:HG	2:B:79:LYS:HZ2	20	1.83
(1,33)	1:A:55:SER:HG	2:B:79:LYS:HZ3	20	1.83
(1,33)	1:A:55:SER:HG	2:B:79:LYS:N	20	1.83
(1,33)	1:A:55:SER:HG	2:B:79:LYS:NZ	20	1.83
(1,33)	1:A:55:SER:HG	2:B:79:LYS:O	20	1.83
(1,33)	1:A:55:SER:HG	2:B:80:ILE:C	20	1.83
(1,33)	1:A:55:SER:HG	2:B:80:ILE:CA	20	1.83

*Continued on next page...*

*Continued from previous page...*

Key	Atom-1	Atom-2	Model ID	Violation (Å)
(1,33)	1:A:55:SER:HG	2:B:80:ILE:CB	20	1.83
(1,33)	1:A:55:SER:HG	2:B:80:ILE:CD1	20	1.83
(1,33)	1:A:55:SER:HG	2:B:80:ILE:CG1	20	1.83
(1,33)	1:A:55:SER:HG	2:B:80:ILE:CG2	20	1.83
(1,33)	1:A:55:SER:HG	2:B:80:ILE:H	20	1.83
(1,33)	1:A:55:SER:HG	2:B:80:ILE:HA	20	1.83
(1,33)	1:A:55:SER:HG	2:B:80:ILE:HB	20	1.83
(1,33)	1:A:55:SER:HG	2:B:80:ILE:HD11	20	1.83
(1,33)	1:A:55:SER:HG	2:B:80:ILE:HD12	20	1.83
(1,33)	1:A:55:SER:HG	2:B:80:ILE:HD13	20	1.83
(1,33)	1:A:55:SER:HG	2:B:80:ILE:HG12	20	1.83
(1,33)	1:A:55:SER:HG	2:B:80:ILE:HG13	20	1.83
(1,33)	1:A:55:SER:HG	2:B:80:ILE:HG21	20	1.83
(1,33)	1:A:55:SER:HG	2:B:80:ILE:HG22	20	1.83
(1,33)	1:A:55:SER:HG	2:B:80:ILE:HG23	20	1.83
(1,33)	1:A:55:SER:HG	2:B:80:ILE:N	20	1.83
(1,33)	1:A:55:SER:HG	2:B:80:ILE:O	20	1.83
(1,33)	1:A:55:SER:HG	2:B:84:GLN:C	20	1.83
(1,33)	1:A:55:SER:HG	2:B:84:GLN:CA	20	1.83
(1,33)	1:A:55:SER:HG	2:B:84:GLN:CB	20	1.83
(1,33)	1:A:55:SER:HG	2:B:84:GLN:CD	20	1.83
(1,33)	1:A:55:SER:HG	2:B:84:GLN:CG	20	1.83
(1,33)	1:A:55:SER:HG	2:B:84:GLN:H	20	1.83
(1,33)	1:A:55:SER:HG	2:B:84:GLN:HA	20	1.83
(1,33)	1:A:55:SER:HG	2:B:84:GLN:HB2	20	1.83
(1,33)	1:A:55:SER:HG	2:B:84:GLN:HB3	20	1.83
(1,33)	1:A:55:SER:HG	2:B:84:GLN:HE21	20	1.83
(1,33)	1:A:55:SER:HG	2:B:84:GLN:HE22	20	1.83
(1,33)	1:A:55:SER:HG	2:B:84:GLN:HG2	20	1.83
(1,33)	1:A:55:SER:HG	2:B:84:GLN:HG3	20	1.83
(1,33)	1:A:55:SER:HG	2:B:84:GLN:N	20	1.83
(1,33)	1:A:55:SER:HG	2:B:84:GLN:NE2	20	1.83
(1,33)	1:A:55:SER:HG	2:B:84:GLN:O	20	1.83
(1,33)	1:A:55:SER:HG	2:B:84:GLN:OE1	20	1.83
(1,33)	1:A:55:SER:HG	2:B:97:THR:C	20	1.83
(1,33)	1:A:55:SER:HG	2:B:97:THR:CA	20	1.83
(1,33)	1:A:55:SER:HG	2:B:97:THR:CB	20	1.83
(1,33)	1:A:55:SER:HG	2:B:97:THR:CG2	20	1.83
(1,33)	1:A:55:SER:HG	2:B:97:THR:H	20	1.83
(1,33)	1:A:55:SER:HG	2:B:97:THR:HA	20	1.83
(1,33)	1:A:55:SER:HG	2:B:97:THR:HB	20	1.83
(1,33)	1:A:55:SER:HG	2:B:97:THR:HG1	20	1.83

*Continued on next page...*

*Continued from previous page...*

Key	Atom-1	Atom-2	Model ID	Violation (Å)
(1,33)	1:A:55:SER:HG	2:B:97:THR:HG21	20	1.83
(1,33)	1:A:55:SER:HG	2:B:97:THR:HG22	20	1.83
(1,33)	1:A:55:SER:HG	2:B:97:THR:HG23	20	1.83
(1,33)	1:A:55:SER:HG	2:B:97:THR:N	20	1.83
(1,33)	1:A:55:SER:HG	2:B:97:THR:O	20	1.83
(1,33)	1:A:55:SER:HG	2:B:97:THR:OG1	20	1.83
(1,33)	1:A:55:SER:HG	2:B:99:HIS:C	20	1.83
(1,33)	1:A:55:SER:HG	2:B:99:HIS:CA	20	1.83
(1,33)	1:A:55:SER:HG	2:B:99:HIS:CB	20	1.83
(1,33)	1:A:55:SER:HG	2:B:99:HIS:CD2	20	1.83
(1,33)	1:A:55:SER:HG	2:B:99:HIS:CE1	20	1.83
(1,33)	1:A:55:SER:HG	2:B:99:HIS:CG	20	1.83
(1,33)	1:A:55:SER:HG	2:B:99:HIS:H	20	1.83
(1,33)	1:A:55:SER:HG	2:B:99:HIS:HA	20	1.83
(1,33)	1:A:55:SER:HG	2:B:99:HIS:HB2	20	1.83
(1,33)	1:A:55:SER:HG	2:B:99:HIS:HB3	20	1.83
(1,33)	1:A:55:SER:HG	2:B:99:HIS:HD1	20	1.83
(1,33)	1:A:55:SER:HG	2:B:99:HIS:HD2	20	1.83
(1,33)	1:A:55:SER:HG	2:B:99:HIS:HE1	20	1.83
(1,33)	1:A:55:SER:HG	2:B:99:HIS:HE2	20	1.83
(1,33)	1:A:55:SER:HG	2:B:99:HIS:N	20	1.83
(1,33)	1:A:55:SER:HG	2:B:99:HIS:ND1	20	1.83
(1,33)	1:A:55:SER:HG	2:B:99:HIS:NE2	20	1.83
(1,33)	1:A:55:SER:HG	2:B:99:HIS:O	20	1.83
(1,33)	1:A:55:SER:HG	2:B:101:VAL:C	20	1.83
(1,33)	1:A:55:SER:HG	2:B:101:VAL:CA	20	1.83
(1,33)	1:A:55:SER:HG	2:B:101:VAL:CB	20	1.83
(1,33)	1:A:55:SER:HG	2:B:101:VAL:CG1	20	1.83
(1,33)	1:A:55:SER:HG	2:B:101:VAL:CG2	20	1.83
(1,33)	1:A:55:SER:HG	2:B:101:VAL:H	20	1.83
(1,33)	1:A:55:SER:HG	2:B:101:VAL:HA	20	1.83
(1,33)	1:A:55:SER:HG	2:B:101:VAL:HB	20	1.83
(1,33)	1:A:55:SER:HG	2:B:101:VAL:HG11	20	1.83
(1,33)	1:A:55:SER:HG	2:B:101:VAL:HG12	20	1.83
(1,33)	1:A:55:SER:HG	2:B:101:VAL:HG13	20	1.83
(1,33)	1:A:55:SER:HG	2:B:101:VAL:HG21	20	1.83
(1,33)	1:A:55:SER:HG	2:B:101:VAL:HG22	20	1.83
(1,33)	1:A:55:SER:HG	2:B:101:VAL:HG23	20	1.83
(1,33)	1:A:55:SER:HG	2:B:101:VAL:N	20	1.83
(1,33)	1:A:55:SER:HG	2:B:101:VAL:O	20	1.83
(1,33)	1:A:55:SER:N	2:B:75:ILE:C	20	1.83
(1,33)	1:A:55:SER:N	2:B:75:ILE:CA	20	1.83

*Continued on next page...*

*Continued from previous page...*

Key	Atom-1	Atom-2	Model ID	Violation (Å)
(1,33)	1:A:55:SER:N	2:B:75:ILE:CB	20	1.83
(1,33)	1:A:55:SER:N	2:B:75:ILE:CD1	20	1.83
(1,33)	1:A:55:SER:N	2:B:75:ILE:CG1	20	1.83
(1,33)	1:A:55:SER:N	2:B:75:ILE:CG2	20	1.83
(1,33)	1:A:55:SER:N	2:B:75:ILE:H	20	1.83
(1,33)	1:A:55:SER:N	2:B:75:ILE:HA	20	1.83
(1,33)	1:A:55:SER:N	2:B:75:ILE:HB	20	1.83
(1,33)	1:A:55:SER:N	2:B:75:ILE:HD11	20	1.83
(1,33)	1:A:55:SER:N	2:B:75:ILE:HD12	20	1.83
(1,33)	1:A:55:SER:N	2:B:75:ILE:HD13	20	1.83
(1,33)	1:A:55:SER:N	2:B:75:ILE:HG12	20	1.83
(1,33)	1:A:55:SER:N	2:B:75:ILE:HG13	20	1.83
(1,33)	1:A:55:SER:N	2:B:75:ILE:HG21	20	1.83
(1,33)	1:A:55:SER:N	2:B:75:ILE:HG22	20	1.83
(1,33)	1:A:55:SER:N	2:B:75:ILE:HG23	20	1.83
(1,33)	1:A:55:SER:N	2:B:75:ILE:N	20	1.83
(1,33)	1:A:55:SER:N	2:B:75:ILE:O	20	1.83
(1,33)	1:A:55:SER:N	2:B:77:ALA:C	20	1.83
(1,33)	1:A:55:SER:N	2:B:77:ALA:CA	20	1.83
(1,33)	1:A:55:SER:N	2:B:77:ALA:CB	20	1.83
(1,33)	1:A:55:SER:N	2:B:77:ALA:H	20	1.83
(1,33)	1:A:55:SER:N	2:B:77:ALA:HA	20	1.83
(1,33)	1:A:55:SER:N	2:B:77:ALA:HB1	20	1.83
(1,33)	1:A:55:SER:N	2:B:77:ALA:HB2	20	1.83
(1,33)	1:A:55:SER:N	2:B:77:ALA:HB3	20	1.83
(1,33)	1:A:55:SER:N	2:B:77:ALA:N	20	1.83
(1,33)	1:A:55:SER:N	2:B:77:ALA:O	20	1.83
(1,33)	1:A:55:SER:N	2:B:78:GLY:C	20	1.83
(1,33)	1:A:55:SER:N	2:B:78:GLY:CA	20	1.83
(1,33)	1:A:55:SER:N	2:B:78:GLY:H	20	1.83
(1,33)	1:A:55:SER:N	2:B:78:GLY:HA2	20	1.83
(1,33)	1:A:55:SER:N	2:B:78:GLY:HA3	20	1.83
(1,33)	1:A:55:SER:N	2:B:78:GLY:N	20	1.83
(1,33)	1:A:55:SER:N	2:B:78:GLY:O	20	1.83
(1,33)	1:A:55:SER:N	2:B:79:LYS:C	20	1.83
(1,33)	1:A:55:SER:N	2:B:79:LYS:CA	20	1.83
(1,33)	1:A:55:SER:N	2:B:79:LYS:CB	20	1.83
(1,33)	1:A:55:SER:N	2:B:79:LYS:CD	20	1.83
(1,33)	1:A:55:SER:N	2:B:79:LYS:CE	20	1.83
(1,33)	1:A:55:SER:N	2:B:79:LYS:CG	20	1.83
(1,33)	1:A:55:SER:N	2:B:79:LYS:H	20	1.83
(1,33)	1:A:55:SER:N	2:B:79:LYS:HA	20	1.83

*Continued on next page...*

*Continued from previous page...*

Key	Atom-1	Atom-2	Model ID	Violation (Å)
(1,33)	1:A:55:SER:N	2:B:79:LYS:HB2	20	1.83
(1,33)	1:A:55:SER:N	2:B:79:LYS:HB3	20	1.83
(1,33)	1:A:55:SER:N	2:B:79:LYS:HD2	20	1.83
(1,33)	1:A:55:SER:N	2:B:79:LYS:HD3	20	1.83
(1,33)	1:A:55:SER:N	2:B:79:LYS:HE2	20	1.83
(1,33)	1:A:55:SER:N	2:B:79:LYS:HE3	20	1.83
(1,33)	1:A:55:SER:N	2:B:79:LYS:HG2	20	1.83
(1,33)	1:A:55:SER:N	2:B:79:LYS:HG3	20	1.83
(1,33)	1:A:55:SER:N	2:B:79:LYS:HZ1	20	1.83
(1,33)	1:A:55:SER:N	2:B:79:LYS:HZ2	20	1.83
(1,33)	1:A:55:SER:N	2:B:79:LYS:HZ3	20	1.83
(1,33)	1:A:55:SER:N	2:B:79:LYS:N	20	1.83
(1,33)	1:A:55:SER:N	2:B:79:LYS:NZ	20	1.83
(1,33)	1:A:55:SER:N	2:B:79:LYS:O	20	1.83
(1,33)	1:A:55:SER:N	2:B:80:ILE:C	20	1.83
(1,33)	1:A:55:SER:N	2:B:80:ILE:CA	20	1.83
(1,33)	1:A:55:SER:N	2:B:80:ILE:CB	20	1.83
(1,33)	1:A:55:SER:N	2:B:80:ILE:CD1	20	1.83
(1,33)	1:A:55:SER:N	2:B:80:ILE:CG1	20	1.83
(1,33)	1:A:55:SER:N	2:B:80:ILE:CG2	20	1.83
(1,33)	1:A:55:SER:N	2:B:80:ILE:H	20	1.83
(1,33)	1:A:55:SER:N	2:B:80:ILE:HA	20	1.83
(1,33)	1:A:55:SER:N	2:B:80:ILE:HB	20	1.83
(1,33)	1:A:55:SER:N	2:B:80:ILE:HD11	20	1.83
(1,33)	1:A:55:SER:N	2:B:80:ILE:HD12	20	1.83
(1,33)	1:A:55:SER:N	2:B:80:ILE:HD13	20	1.83
(1,33)	1:A:55:SER:N	2:B:80:ILE:HG12	20	1.83
(1,33)	1:A:55:SER:N	2:B:80:ILE:HG13	20	1.83
(1,33)	1:A:55:SER:N	2:B:80:ILE:HG21	20	1.83
(1,33)	1:A:55:SER:N	2:B:80:ILE:HG22	20	1.83
(1,33)	1:A:55:SER:N	2:B:80:ILE:HG23	20	1.83
(1,33)	1:A:55:SER:N	2:B:80:ILE:N	20	1.83
(1,33)	1:A:55:SER:N	2:B:80:ILE:O	20	1.83
(1,33)	1:A:55:SER:N	2:B:84:GLN:C	20	1.83
(1,33)	1:A:55:SER:N	2:B:84:GLN:CA	20	1.83
(1,33)	1:A:55:SER:N	2:B:84:GLN:CB	20	1.83
(1,33)	1:A:55:SER:N	2:B:84:GLN:CD	20	1.83
(1,33)	1:A:55:SER:N	2:B:84:GLN:CG	20	1.83
(1,33)	1:A:55:SER:N	2:B:84:GLN:H	20	1.83
(1,33)	1:A:55:SER:N	2:B:84:GLN:HA	20	1.83
(1,33)	1:A:55:SER:N	2:B:84:GLN:HB2	20	1.83
(1,33)	1:A:55:SER:N	2:B:84:GLN:HB3	20	1.83

*Continued on next page...*

*Continued from previous page...*

Key	Atom-1	Atom-2	Model ID	Violation (Å)
(1,33)	1:A:55:SER:N	2:B:84:GLN:HE21	20	1.83
(1,33)	1:A:55:SER:N	2:B:84:GLN:HE22	20	1.83
(1,33)	1:A:55:SER:N	2:B:84:GLN:HG2	20	1.83
(1,33)	1:A:55:SER:N	2:B:84:GLN:HG3	20	1.83
(1,33)	1:A:55:SER:N	2:B:84:GLN:N	20	1.83
(1,33)	1:A:55:SER:N	2:B:84:GLN:NE2	20	1.83
(1,33)	1:A:55:SER:N	2:B:84:GLN:O	20	1.83
(1,33)	1:A:55:SER:N	2:B:84:GLN:OE1	20	1.83
(1,33)	1:A:55:SER:N	2:B:97:THR:C	20	1.83
(1,33)	1:A:55:SER:N	2:B:97:THR:CA	20	1.83
(1,33)	1:A:55:SER:N	2:B:97:THR:CB	20	1.83
(1,33)	1:A:55:SER:N	2:B:97:THR:CG2	20	1.83
(1,33)	1:A:55:SER:N	2:B:97:THR:H	20	1.83
(1,33)	1:A:55:SER:N	2:B:97:THR:HA	20	1.83
(1,33)	1:A:55:SER:N	2:B:97:THR:HB	20	1.83
(1,33)	1:A:55:SER:N	2:B:97:THR:HG1	20	1.83
(1,33)	1:A:55:SER:N	2:B:97:THR:HG21	20	1.83
(1,33)	1:A:55:SER:N	2:B:97:THR:HG22	20	1.83
(1,33)	1:A:55:SER:N	2:B:97:THR:HG23	20	1.83
(1,33)	1:A:55:SER:N	2:B:97:THR:N	20	1.83
(1,33)	1:A:55:SER:N	2:B:97:THR:O	20	1.83
(1,33)	1:A:55:SER:N	2:B:97:THR:OG1	20	1.83
(1,33)	1:A:55:SER:N	2:B:99:HIS:C	20	1.83
(1,33)	1:A:55:SER:N	2:B:99:HIS:CA	20	1.83
(1,33)	1:A:55:SER:N	2:B:99:HIS:CB	20	1.83
(1,33)	1:A:55:SER:N	2:B:99:HIS:CD2	20	1.83
(1,33)	1:A:55:SER:N	2:B:99:HIS:CE1	20	1.83
(1,33)	1:A:55:SER:N	2:B:99:HIS:CG	20	1.83
(1,33)	1:A:55:SER:N	2:B:99:HIS:H	20	1.83
(1,33)	1:A:55:SER:N	2:B:99:HIS:HA	20	1.83
(1,33)	1:A:55:SER:N	2:B:99:HIS:HB2	20	1.83
(1,33)	1:A:55:SER:N	2:B:99:HIS:HB3	20	1.83
(1,33)	1:A:55:SER:N	2:B:99:HIS:HD1	20	1.83
(1,33)	1:A:55:SER:N	2:B:99:HIS:HD2	20	1.83
(1,33)	1:A:55:SER:N	2:B:99:HIS:HE1	20	1.83
(1,33)	1:A:55:SER:N	2:B:99:HIS:HE2	20	1.83
(1,33)	1:A:55:SER:N	2:B:99:HIS:N	20	1.83
(1,33)	1:A:55:SER:N	2:B:99:HIS:ND1	20	1.83
(1,33)	1:A:55:SER:N	2:B:99:HIS:NE2	20	1.83
(1,33)	1:A:55:SER:N	2:B:99:HIS:O	20	1.83
(1,33)	1:A:55:SER:N	2:B:101:VAL:C	20	1.83
(1,33)	1:A:55:SER:N	2:B:101:VAL:CA	20	1.83

*Continued on next page...*

*Continued from previous page...*

Key	Atom-1	Atom-2	Model ID	Violation (Å)
(1,33)	1:A:55:SER:N	2:B:101:VAL:CB	20	1.83
(1,33)	1:A:55:SER:N	2:B:101:VAL:CG1	20	1.83
(1,33)	1:A:55:SER:N	2:B:101:VAL:CG2	20	1.83
(1,33)	1:A:55:SER:N	2:B:101:VAL:H	20	1.83
(1,33)	1:A:55:SER:N	2:B:101:VAL:HA	20	1.83
(1,33)	1:A:55:SER:N	2:B:101:VAL:HB	20	1.83
(1,33)	1:A:55:SER:N	2:B:101:VAL:HG11	20	1.83
(1,33)	1:A:55:SER:N	2:B:101:VAL:HG12	20	1.83
(1,33)	1:A:55:SER:N	2:B:101:VAL:HG13	20	1.83
(1,33)	1:A:55:SER:N	2:B:101:VAL:HG21	20	1.83
(1,33)	1:A:55:SER:N	2:B:101:VAL:HG22	20	1.83
(1,33)	1:A:55:SER:N	2:B:101:VAL:HG23	20	1.83
(1,33)	1:A:55:SER:N	2:B:101:VAL:N	20	1.83
(1,33)	1:A:55:SER:N	2:B:101:VAL:O	20	1.83
(1,33)	1:A:55:SER:O	2:B:75:ILE:C	20	1.83
(1,33)	1:A:55:SER:O	2:B:75:ILE:CA	20	1.83
(1,33)	1:A:55:SER:O	2:B:75:ILE:CB	20	1.83
(1,33)	1:A:55:SER:O	2:B:75:ILE:CD1	20	1.83
(1,33)	1:A:55:SER:O	2:B:75:ILE:CG1	20	1.83
(1,33)	1:A:55:SER:O	2:B:75:ILE:CG2	20	1.83
(1,33)	1:A:55:SER:O	2:B:75:ILE:H	20	1.83
(1,33)	1:A:55:SER:O	2:B:75:ILE:HA	20	1.83
(1,33)	1:A:55:SER:O	2:B:75:ILE:HB	20	1.83
(1,33)	1:A:55:SER:O	2:B:75:ILE:HD11	20	1.83
(1,33)	1:A:55:SER:O	2:B:75:ILE:HD12	20	1.83
(1,33)	1:A:55:SER:O	2:B:75:ILE:HD13	20	1.83
(1,33)	1:A:55:SER:O	2:B:75:ILE:HG12	20	1.83
(1,33)	1:A:55:SER:O	2:B:75:ILE:HG13	20	1.83
(1,33)	1:A:55:SER:O	2:B:75:ILE:HG21	20	1.83
(1,33)	1:A:55:SER:O	2:B:75:ILE:HG22	20	1.83
(1,33)	1:A:55:SER:O	2:B:75:ILE:HG23	20	1.83
(1,33)	1:A:55:SER:O	2:B:75:ILE:N	20	1.83
(1,33)	1:A:55:SER:O	2:B:75:ILE:O	20	1.83
(1,33)	1:A:55:SER:O	2:B:77:ALA:C	20	1.83
(1,33)	1:A:55:SER:O	2:B:77:ALA:CA	20	1.83
(1,33)	1:A:55:SER:O	2:B:77:ALA:CB	20	1.83
(1,33)	1:A:55:SER:O	2:B:77:ALA:H	20	1.83
(1,33)	1:A:55:SER:O	2:B:77:ALA:HA	20	1.83
(1,33)	1:A:55:SER:O	2:B:77:ALA:HB1	20	1.83
(1,33)	1:A:55:SER:O	2:B:77:ALA:HB2	20	1.83
(1,33)	1:A:55:SER:O	2:B:77:ALA:HB3	20	1.83
(1,33)	1:A:55:SER:O	2:B:77:ALA:N	20	1.83

*Continued on next page...*

*Continued from previous page...*

Key	Atom-1	Atom-2	Model ID	Violation (Å)
(1,33)	1:A:55:SER:O	2:B:77:ALA:O	20	1.83
(1,33)	1:A:55:SER:O	2:B:78:GLY:C	20	1.83
(1,33)	1:A:55:SER:O	2:B:78:GLY:CA	20	1.83
(1,33)	1:A:55:SER:O	2:B:78:GLY:H	20	1.83
(1,33)	1:A:55:SER:O	2:B:78:GLY:HA2	20	1.83
(1,33)	1:A:55:SER:O	2:B:78:GLY:HA3	20	1.83
(1,33)	1:A:55:SER:O	2:B:78:GLY:N	20	1.83
(1,33)	1:A:55:SER:O	2:B:78:GLY:O	20	1.83
(1,33)	1:A:55:SER:O	2:B:79:LYS:C	20	1.83
(1,33)	1:A:55:SER:O	2:B:79:LYS:CA	20	1.83
(1,33)	1:A:55:SER:O	2:B:79:LYS:CB	20	1.83
(1,33)	1:A:55:SER:O	2:B:79:LYS:CD	20	1.83
(1,33)	1:A:55:SER:O	2:B:79:LYS:CE	20	1.83
(1,33)	1:A:55:SER:O	2:B:79:LYS:CG	20	1.83
(1,33)	1:A:55:SER:O	2:B:79:LYS:H	20	1.83
(1,33)	1:A:55:SER:O	2:B:79:LYS:HA	20	1.83
(1,33)	1:A:55:SER:O	2:B:79:LYS:HB2	20	1.83
(1,33)	1:A:55:SER:O	2:B:79:LYS:HB3	20	1.83
(1,33)	1:A:55:SER:O	2:B:79:LYS:HD2	20	1.83
(1,33)	1:A:55:SER:O	2:B:79:LYS:HD3	20	1.83
(1,33)	1:A:55:SER:O	2:B:79:LYS:HE2	20	1.83
(1,33)	1:A:55:SER:O	2:B:79:LYS:HE3	20	1.83
(1,33)	1:A:55:SER:O	2:B:79:LYS:HG2	20	1.83
(1,33)	1:A:55:SER:O	2:B:79:LYS:HG3	20	1.83
(1,33)	1:A:55:SER:O	2:B:79:LYS:HZ1	20	1.83
(1,33)	1:A:55:SER:O	2:B:79:LYS:HZ2	20	1.83
(1,33)	1:A:55:SER:O	2:B:79:LYS:HZ3	20	1.83
(1,33)	1:A:55:SER:O	2:B:79:LYS:N	20	1.83
(1,33)	1:A:55:SER:O	2:B:79:LYS:NZ	20	1.83
(1,33)	1:A:55:SER:O	2:B:79:LYS:O	20	1.83
(1,33)	1:A:55:SER:O	2:B:80:ILE:C	20	1.83
(1,33)	1:A:55:SER:O	2:B:80:ILE:CA	20	1.83
(1,33)	1:A:55:SER:O	2:B:80:ILE:CB	20	1.83
(1,33)	1:A:55:SER:O	2:B:80:ILE:CD1	20	1.83
(1,33)	1:A:55:SER:O	2:B:80:ILE:CG1	20	1.83
(1,33)	1:A:55:SER:O	2:B:80:ILE:CG2	20	1.83
(1,33)	1:A:55:SER:O	2:B:80:ILE:H	20	1.83
(1,33)	1:A:55:SER:O	2:B:80:ILE:HA	20	1.83
(1,33)	1:A:55:SER:O	2:B:80:ILE:HB	20	1.83
(1,33)	1:A:55:SER:O	2:B:80:ILE:HD11	20	1.83
(1,33)	1:A:55:SER:O	2:B:80:ILE:HD12	20	1.83
(1,33)	1:A:55:SER:O	2:B:80:ILE:HD13	20	1.83

*Continued on next page...*



*Continued from previous page...*

Key	Atom-1	Atom-2	Model ID	Violation (Å)
(1,33)	1:A:55:SER:O	2:B:80:ILE:HG12	20	1.83
(1,33)	1:A:55:SER:O	2:B:80:ILE:HG13	20	1.83
(1,33)	1:A:55:SER:O	2:B:80:ILE:HG21	20	1.83
(1,33)	1:A:55:SER:O	2:B:80:ILE:HG22	20	1.83
(1,33)	1:A:55:SER:O	2:B:80:ILE:HG23	20	1.83
(1,33)	1:A:55:SER:O	2:B:80:ILE:N	20	1.83
(1,33)	1:A:55:SER:O	2:B:80:ILE:O	20	1.83
(1,33)	1:A:55:SER:O	2:B:84:GLN:C	20	1.83
(1,33)	1:A:55:SER:O	2:B:84:GLN:CA	20	1.83
(1,33)	1:A:55:SER:O	2:B:84:GLN:CB	20	1.83
(1,33)	1:A:55:SER:O	2:B:84:GLN:CD	20	1.83
(1,33)	1:A:55:SER:O	2:B:84:GLN:CG	20	1.83
(1,33)	1:A:55:SER:O	2:B:84:GLN:H	20	1.83
(1,33)	1:A:55:SER:O	2:B:84:GLN:HA	20	1.83
(1,33)	1:A:55:SER:O	2:B:84:GLN:HB2	20	1.83
(1,33)	1:A:55:SER:O	2:B:84:GLN:HB3	20	1.83
(1,33)	1:A:55:SER:O	2:B:84:GLN:HE21	20	1.83
(1,33)	1:A:55:SER:O	2:B:84:GLN:HE22	20	1.83
(1,33)	1:A:55:SER:O	2:B:84:GLN:HG2	20	1.83
(1,33)	1:A:55:SER:O	2:B:84:GLN:HG3	20	1.83
(1,33)	1:A:55:SER:O	2:B:84:GLN:N	20	1.83
(1,33)	1:A:55:SER:O	2:B:84:GLN:NE2	20	1.83
(1,33)	1:A:55:SER:O	2:B:84:GLN:O	20	1.83
(1,33)	1:A:55:SER:O	2:B:84:GLN:OE1	20	1.83
(1,33)	1:A:55:SER:O	2:B:97:THR:C	20	1.83
(1,33)	1:A:55:SER:O	2:B:97:THR:CA	20	1.83
(1,33)	1:A:55:SER:O	2:B:97:THR:CB	20	1.83
(1,33)	1:A:55:SER:O	2:B:97:THR:CG2	20	1.83
(1,33)	1:A:55:SER:O	2:B:97:THR:H	20	1.83
(1,33)	1:A:55:SER:O	2:B:97:THR:HA	20	1.83
(1,33)	1:A:55:SER:O	2:B:97:THR:HB	20	1.83
(1,33)	1:A:55:SER:O	2:B:97:THR:HG1	20	1.83
(1,33)	1:A:55:SER:O	2:B:97:THR:HG21	20	1.83
(1,33)	1:A:55:SER:O	2:B:97:THR:HG22	20	1.83
(1,33)	1:A:55:SER:O	2:B:97:THR:HG23	20	1.83
(1,33)	1:A:55:SER:O	2:B:97:THR:N	20	1.83
(1,33)	1:A:55:SER:O	2:B:97:THR:O	20	1.83
(1,33)	1:A:55:SER:O	2:B:97:THR:OG1	20	1.83
(1,33)	1:A:55:SER:O	2:B:99:HIS:C	20	1.83
(1,33)	1:A:55:SER:O	2:B:99:HIS:CA	20	1.83
(1,33)	1:A:55:SER:O	2:B:99:HIS:CB	20	1.83
(1,33)	1:A:55:SER:O	2:B:99:HIS:CD2	20	1.83

*Continued on next page...*

*Continued from previous page...*

Key	Atom-1	Atom-2	Model ID	Violation (Å)
(1,33)	1:A:55:SER:O	2:B:99:HIS:CE1	20	1.83
(1,33)	1:A:55:SER:O	2:B:99:HIS:CG	20	1.83
(1,33)	1:A:55:SER:O	2:B:99:HIS:H	20	1.83
(1,33)	1:A:55:SER:O	2:B:99:HIS:HA	20	1.83
(1,33)	1:A:55:SER:O	2:B:99:HIS:HB2	20	1.83
(1,33)	1:A:55:SER:O	2:B:99:HIS:HB3	20	1.83
(1,33)	1:A:55:SER:O	2:B:99:HIS:HD1	20	1.83
(1,33)	1:A:55:SER:O	2:B:99:HIS:HD2	20	1.83
(1,33)	1:A:55:SER:O	2:B:99:HIS:HE1	20	1.83
(1,33)	1:A:55:SER:O	2:B:99:HIS:HE2	20	1.83
(1,33)	1:A:55:SER:O	2:B:99:HIS:N	20	1.83
(1,33)	1:A:55:SER:O	2:B:99:HIS:ND1	20	1.83
(1,33)	1:A:55:SER:O	2:B:99:HIS:NE2	20	1.83
(1,33)	1:A:55:SER:O	2:B:99:HIS:O	20	1.83
(1,33)	1:A:55:SER:O	2:B:101:VAL:C	20	1.83
(1,33)	1:A:55:SER:O	2:B:101:VAL:CA	20	1.83
(1,33)	1:A:55:SER:O	2:B:101:VAL:CB	20	1.83
(1,33)	1:A:55:SER:O	2:B:101:VAL:CG1	20	1.83
(1,33)	1:A:55:SER:O	2:B:101:VAL:CG2	20	1.83
(1,33)	1:A:55:SER:O	2:B:101:VAL:H	20	1.83
(1,33)	1:A:55:SER:O	2:B:101:VAL:HA	20	1.83
(1,33)	1:A:55:SER:O	2:B:101:VAL:HB	20	1.83
(1,33)	1:A:55:SER:O	2:B:101:VAL:HG11	20	1.83
(1,33)	1:A:55:SER:O	2:B:101:VAL:HG12	20	1.83
(1,33)	1:A:55:SER:O	2:B:101:VAL:HG13	20	1.83
(1,33)	1:A:55:SER:O	2:B:101:VAL:HG21	20	1.83
(1,33)	1:A:55:SER:O	2:B:101:VAL:HG22	20	1.83
(1,33)	1:A:55:SER:O	2:B:101:VAL:HG23	20	1.83
(1,33)	1:A:55:SER:O	2:B:101:VAL:N	20	1.83
(1,33)	1:A:55:SER:O	2:B:101:VAL:O	20	1.83
(1,33)	1:A:55:SER:OG	2:B:75:ILE:C	20	1.83
(1,33)	1:A:55:SER:OG	2:B:75:ILE:CA	20	1.83
(1,33)	1:A:55:SER:OG	2:B:75:ILE:CB	20	1.83
(1,33)	1:A:55:SER:OG	2:B:75:ILE:CD1	20	1.83
(1,33)	1:A:55:SER:OG	2:B:75:ILE:CG1	20	1.83
(1,33)	1:A:55:SER:OG	2:B:75:ILE:CG2	20	1.83
(1,33)	1:A:55:SER:OG	2:B:75:ILE:H	20	1.83
(1,33)	1:A:55:SER:OG	2:B:75:ILE:HA	20	1.83
(1,33)	1:A:55:SER:OG	2:B:75:ILE:HB	20	1.83
(1,33)	1:A:55:SER:OG	2:B:75:ILE:HD11	20	1.83
(1,33)	1:A:55:SER:OG	2:B:75:ILE:HD12	20	1.83
(1,33)	1:A:55:SER:OG	2:B:75:ILE:HD13	20	1.83

*Continued on next page...*

*Continued from previous page...*

Key	Atom-1	Atom-2	Model ID	Violation (Å)
(1,33)	1:A:55:SER:OG	2:B:75:ILE:HG12	20	1.83
(1,33)	1:A:55:SER:OG	2:B:75:ILE:HG13	20	1.83
(1,33)	1:A:55:SER:OG	2:B:75:ILE:HG21	20	1.83
(1,33)	1:A:55:SER:OG	2:B:75:ILE:HG22	20	1.83
(1,33)	1:A:55:SER:OG	2:B:75:ILE:HG23	20	1.83
(1,33)	1:A:55:SER:OG	2:B:75:ILE:N	20	1.83
(1,33)	1:A:55:SER:OG	2:B:75:ILE:O	20	1.83
(1,33)	1:A:55:SER:OG	2:B:77:ALA:C	20	1.83
(1,33)	1:A:55:SER:OG	2:B:77:ALA:CA	20	1.83
(1,33)	1:A:55:SER:OG	2:B:77:ALA:CB	20	1.83
(1,33)	1:A:55:SER:OG	2:B:77:ALA:H	20	1.83
(1,33)	1:A:55:SER:OG	2:B:77:ALA:HA	20	1.83
(1,33)	1:A:55:SER:OG	2:B:77:ALA:HB1	20	1.83
(1,33)	1:A:55:SER:OG	2:B:77:ALA:HB2	20	1.83
(1,33)	1:A:55:SER:OG	2:B:77:ALA:HB3	20	1.83
(1,33)	1:A:55:SER:OG	2:B:77:ALA:N	20	1.83
(1,33)	1:A:55:SER:OG	2:B:77:ALA:O	20	1.83
(1,33)	1:A:55:SER:OG	2:B:78:GLY:C	20	1.83
(1,33)	1:A:55:SER:OG	2:B:78:GLY:CA	20	1.83
(1,33)	1:A:55:SER:OG	2:B:78:GLY:H	20	1.83
(1,33)	1:A:55:SER:OG	2:B:78:GLY:HA2	20	1.83
(1,33)	1:A:55:SER:OG	2:B:78:GLY:HA3	20	1.83
(1,33)	1:A:55:SER:OG	2:B:78:GLY:N	20	1.83
(1,33)	1:A:55:SER:OG	2:B:78:GLY:O	20	1.83
(1,33)	1:A:55:SER:OG	2:B:79:LYS:C	20	1.83
(1,33)	1:A:55:SER:OG	2:B:79:LYS:CA	20	1.83
(1,33)	1:A:55:SER:OG	2:B:79:LYS:CB	20	1.83
(1,33)	1:A:55:SER:OG	2:B:79:LYS:CD	20	1.83
(1,33)	1:A:55:SER:OG	2:B:79:LYS:CE	20	1.83
(1,33)	1:A:55:SER:OG	2:B:79:LYS:CG	20	1.83
(1,33)	1:A:55:SER:OG	2:B:79:LYS:H	20	1.83
(1,33)	1:A:55:SER:OG	2:B:79:LYS:HA	20	1.83
(1,33)	1:A:55:SER:OG	2:B:79:LYS:HB2	20	1.83
(1,33)	1:A:55:SER:OG	2:B:79:LYS:HB3	20	1.83
(1,33)	1:A:55:SER:OG	2:B:79:LYS:HD2	20	1.83
(1,33)	1:A:55:SER:OG	2:B:79:LYS:HD3	20	1.83
(1,33)	1:A:55:SER:OG	2:B:79:LYS:HE2	20	1.83
(1,33)	1:A:55:SER:OG	2:B:79:LYS:HE3	20	1.83
(1,33)	1:A:55:SER:OG	2:B:79:LYS:HG2	20	1.83
(1,33)	1:A:55:SER:OG	2:B:79:LYS:HG3	20	1.83
(1,33)	1:A:55:SER:OG	2:B:79:LYS:HZ1	20	1.83
(1,33)	1:A:55:SER:OG	2:B:79:LYS:HZ2	20	1.83

*Continued on next page...*

*Continued from previous page...*

Key	Atom-1	Atom-2	Model ID	Violation (Å)
(1,33)	1:A:55:SER:OG	2:B:79:LYS:HZ3	20	1.83
(1,33)	1:A:55:SER:OG	2:B:79:LYS:N	20	1.83
(1,33)	1:A:55:SER:OG	2:B:79:LYS:NZ	20	1.83
(1,33)	1:A:55:SER:OG	2:B:79:LYS:O	20	1.83
(1,33)	1:A:55:SER:OG	2:B:80:ILE:C	20	1.83
(1,33)	1:A:55:SER:OG	2:B:80:ILE:CA	20	1.83
(1,33)	1:A:55:SER:OG	2:B:80:ILE:CB	20	1.83
(1,33)	1:A:55:SER:OG	2:B:80:ILE:CD1	20	1.83
(1,33)	1:A:55:SER:OG	2:B:80:ILE:CG1	20	1.83
(1,33)	1:A:55:SER:OG	2:B:80:ILE:CG2	20	1.83
(1,33)	1:A:55:SER:OG	2:B:80:ILE:H	20	1.83
(1,33)	1:A:55:SER:OG	2:B:80:ILE:HA	20	1.83
(1,33)	1:A:55:SER:OG	2:B:80:ILE:HB	20	1.83
(1,33)	1:A:55:SER:OG	2:B:80:ILE:HD11	20	1.83
(1,33)	1:A:55:SER:OG	2:B:80:ILE:HD12	20	1.83
(1,33)	1:A:55:SER:OG	2:B:80:ILE:HD13	20	1.83
(1,33)	1:A:55:SER:OG	2:B:80:ILE:HG12	20	1.83
(1,33)	1:A:55:SER:OG	2:B:80:ILE:HG13	20	1.83
(1,33)	1:A:55:SER:OG	2:B:80:ILE:HG21	20	1.83
(1,33)	1:A:55:SER:OG	2:B:80:ILE:HG22	20	1.83
(1,33)	1:A:55:SER:OG	2:B:80:ILE:HG23	20	1.83
(1,33)	1:A:55:SER:OG	2:B:80:ILE:N	20	1.83
(1,33)	1:A:55:SER:OG	2:B:80:ILE:O	20	1.83
(1,33)	1:A:55:SER:OG	2:B:84:GLN:C	20	1.83
(1,33)	1:A:55:SER:OG	2:B:84:GLN:CA	20	1.83
(1,33)	1:A:55:SER:OG	2:B:84:GLN:CB	20	1.83
(1,33)	1:A:55:SER:OG	2:B:84:GLN:CD	20	1.83
(1,33)	1:A:55:SER:OG	2:B:84:GLN:CG	20	1.83
(1,33)	1:A:55:SER:OG	2:B:84:GLN:H	20	1.83
(1,33)	1:A:55:SER:OG	2:B:84:GLN:HA	20	1.83
(1,33)	1:A:55:SER:OG	2:B:84:GLN:HB2	20	1.83
(1,33)	1:A:55:SER:OG	2:B:84:GLN:HB3	20	1.83
(1,33)	1:A:55:SER:OG	2:B:84:GLN:HE21	20	1.83
(1,33)	1:A:55:SER:OG	2:B:84:GLN:HE22	20	1.83
(1,33)	1:A:55:SER:OG	2:B:84:GLN:HG2	20	1.83
(1,33)	1:A:55:SER:OG	2:B:84:GLN:HG3	20	1.83
(1,33)	1:A:55:SER:OG	2:B:84:GLN:N	20	1.83
(1,33)	1:A:55:SER:OG	2:B:84:GLN:NE2	20	1.83
(1,33)	1:A:55:SER:OG	2:B:84:GLN:O	20	1.83
(1,33)	1:A:55:SER:OG	2:B:84:GLN:OE1	20	1.83
(1,33)	1:A:55:SER:OG	2:B:97:THR:C	20	1.83
(1,33)	1:A:55:SER:OG	2:B:97:THR:CA	20	1.83

*Continued on next page...*

*Continued from previous page...*

Key	Atom-1	Atom-2	Model ID	Violation (Å)
(1,33)	1:A:55:SER:OG	2:B:97:THR:CB	20	1.83
(1,33)	1:A:55:SER:OG	2:B:97:THR:CG2	20	1.83
(1,33)	1:A:55:SER:OG	2:B:97:THR:H	20	1.83
(1,33)	1:A:55:SER:OG	2:B:97:THR:HA	20	1.83
(1,33)	1:A:55:SER:OG	2:B:97:THR:HB	20	1.83
(1,33)	1:A:55:SER:OG	2:B:97:THR:HG1	20	1.83
(1,33)	1:A:55:SER:OG	2:B:97:THR:HG21	20	1.83
(1,33)	1:A:55:SER:OG	2:B:97:THR:HG22	20	1.83
(1,33)	1:A:55:SER:OG	2:B:97:THR:HG23	20	1.83
(1,33)	1:A:55:SER:OG	2:B:97:THR:N	20	1.83
(1,33)	1:A:55:SER:OG	2:B:97:THR:O	20	1.83
(1,33)	1:A:55:SER:OG	2:B:97:THR:OG1	20	1.83
(1,33)	1:A:55:SER:OG	2:B:99:HIS:C	20	1.83
(1,33)	1:A:55:SER:OG	2:B:99:HIS:CA	20	1.83
(1,33)	1:A:55:SER:OG	2:B:99:HIS:CB	20	1.83
(1,33)	1:A:55:SER:OG	2:B:99:HIS:CD2	20	1.83
(1,33)	1:A:55:SER:OG	2:B:99:HIS:CE1	20	1.83
(1,33)	1:A:55:SER:OG	2:B:99:HIS:CG	20	1.83
(1,33)	1:A:55:SER:OG	2:B:99:HIS:H	20	1.83
(1,33)	1:A:55:SER:OG	2:B:99:HIS:HA	20	1.83
(1,33)	1:A:55:SER:OG	2:B:99:HIS:HB2	20	1.83
(1,33)	1:A:55:SER:OG	2:B:99:HIS:HB3	20	1.83
(1,33)	1:A:55:SER:OG	2:B:99:HIS:HD1	20	1.83
(1,33)	1:A:55:SER:OG	2:B:99:HIS:HD2	20	1.83
(1,33)	1:A:55:SER:OG	2:B:99:HIS:HE1	20	1.83
(1,33)	1:A:55:SER:OG	2:B:99:HIS:HE2	20	1.83
(1,33)	1:A:55:SER:OG	2:B:99:HIS:N	20	1.83
(1,33)	1:A:55:SER:OG	2:B:99:HIS:ND1	20	1.83
(1,33)	1:A:55:SER:OG	2:B:99:HIS:NE2	20	1.83
(1,33)	1:A:55:SER:OG	2:B:99:HIS:O	20	1.83
(1,33)	1:A:55:SER:OG	2:B:101:VAL:C	20	1.83
(1,33)	1:A:55:SER:OG	2:B:101:VAL:CA	20	1.83
(1,33)	1:A:55:SER:OG	2:B:101:VAL:CB	20	1.83
(1,33)	1:A:55:SER:OG	2:B:101:VAL:CG1	20	1.83
(1,33)	1:A:55:SER:OG	2:B:101:VAL:CG2	20	1.83
(1,33)	1:A:55:SER:OG	2:B:101:VAL:H	20	1.83
(1,33)	1:A:55:SER:OG	2:B:101:VAL:HA	20	1.83
(1,33)	1:A:55:SER:OG	2:B:101:VAL:HB	20	1.83
(1,33)	1:A:55:SER:OG	2:B:101:VAL:HG11	20	1.83
(1,33)	1:A:55:SER:OG	2:B:101:VAL:HG12	20	1.83
(1,33)	1:A:55:SER:OG	2:B:101:VAL:HG13	20	1.83
(1,33)	1:A:55:SER:OG	2:B:101:VAL:HG21	20	1.83

*Continued on next page...*

*Continued from previous page...*

Key	Atom-1	Atom-2	Model ID	Violation (Å)
(1,33)	1:A:55:SER:OG	2:B:101:VAL:HG22	20	1.83
(1,33)	1:A:55:SER:OG	2:B:101:VAL:HG23	20	1.83
(1,33)	1:A:55:SER:OG	2:B:101:VAL:N	20	1.83
(1,33)	1:A:55:SER:OG	2:B:101:VAL:O	20	1.83
(1,37)	1:A:104:ARG:C	2:B:75:ILE:C	17	1.82
(1,37)	1:A:104:ARG:C	2:B:75:ILE:CA	17	1.82
(1,37)	1:A:104:ARG:C	2:B:75:ILE:CB	17	1.82
(1,37)	1:A:104:ARG:C	2:B:75:ILE:CD1	17	1.82
(1,37)	1:A:104:ARG:C	2:B:75:ILE:CG1	17	1.82
(1,37)	1:A:104:ARG:C	2:B:75:ILE:CG2	17	1.82
(1,37)	1:A:104:ARG:C	2:B:75:ILE:H	17	1.82
(1,37)	1:A:104:ARG:C	2:B:75:ILE:HA	17	1.82
(1,37)	1:A:104:ARG:C	2:B:75:ILE:HB	17	1.82
(1,37)	1:A:104:ARG:C	2:B:75:ILE:HD11	17	1.82
(1,37)	1:A:104:ARG:C	2:B:75:ILE:HD12	17	1.82
(1,37)	1:A:104:ARG:C	2:B:75:ILE:HD13	17	1.82
(1,37)	1:A:104:ARG:C	2:B:75:ILE:HG12	17	1.82
(1,37)	1:A:104:ARG:C	2:B:75:ILE:HG13	17	1.82
(1,37)	1:A:104:ARG:C	2:B:75:ILE:HG21	17	1.82
(1,37)	1:A:104:ARG:C	2:B:75:ILE:HG22	17	1.82
(1,37)	1:A:104:ARG:C	2:B:75:ILE:HG23	17	1.82
(1,37)	1:A:104:ARG:C	2:B:75:ILE:N	17	1.82
(1,37)	1:A:104:ARG:C	2:B:75:ILE:O	17	1.82
(1,37)	1:A:104:ARG:C	2:B:77:ALA:C	17	1.82
(1,37)	1:A:104:ARG:C	2:B:77:ALA:CA	17	1.82
(1,37)	1:A:104:ARG:C	2:B:77:ALA:CB	17	1.82
(1,37)	1:A:104:ARG:C	2:B:77:ALA:H	17	1.82
(1,37)	1:A:104:ARG:C	2:B:77:ALA:HA	17	1.82
(1,37)	1:A:104:ARG:C	2:B:77:ALA:HB1	17	1.82
(1,37)	1:A:104:ARG:C	2:B:77:ALA:HB2	17	1.82
(1,37)	1:A:104:ARG:C	2:B:77:ALA:HB3	17	1.82
(1,37)	1:A:104:ARG:C	2:B:77:ALA:N	17	1.82
(1,37)	1:A:104:ARG:C	2:B:77:ALA:O	17	1.82
(1,37)	1:A:104:ARG:C	2:B:78:GLY:C	17	1.82
(1,37)	1:A:104:ARG:C	2:B:78:GLY:CA	17	1.82
(1,37)	1:A:104:ARG:C	2:B:78:GLY:H	17	1.82
(1,37)	1:A:104:ARG:C	2:B:78:GLY:HA2	17	1.82
(1,37)	1:A:104:ARG:C	2:B:78:GLY:HA3	17	1.82
(1,37)	1:A:104:ARG:C	2:B:78:GLY:N	17	1.82
(1,37)	1:A:104:ARG:C	2:B:78:GLY:O	17	1.82
(1,37)	1:A:104:ARG:C	2:B:79:LYS:C	17	1.82
(1,37)	1:A:104:ARG:C	2:B:79:LYS:CA	17	1.82

*Continued on next page...*

*Continued from previous page...*

Key	Atom-1	Atom-2	Model ID	Violation (Å)
(1,37)	1:A:104:ARG:C	2:B:79:LYS:CB	17	1.82
(1,37)	1:A:104:ARG:C	2:B:79:LYS:CD	17	1.82
(1,37)	1:A:104:ARG:C	2:B:79:LYS:CE	17	1.82
(1,37)	1:A:104:ARG:C	2:B:79:LYS:CG	17	1.82
(1,37)	1:A:104:ARG:C	2:B:79:LYS:H	17	1.82
(1,37)	1:A:104:ARG:C	2:B:79:LYS:HA	17	1.82
(1,37)	1:A:104:ARG:C	2:B:79:LYS:HB2	17	1.82
(1,37)	1:A:104:ARG:C	2:B:79:LYS:HB3	17	1.82
(1,37)	1:A:104:ARG:C	2:B:79:LYS:HD2	17	1.82
(1,37)	1:A:104:ARG:C	2:B:79:LYS:HD3	17	1.82
(1,37)	1:A:104:ARG:C	2:B:79:LYS:HE2	17	1.82
(1,37)	1:A:104:ARG:C	2:B:79:LYS:HE3	17	1.82
(1,37)	1:A:104:ARG:C	2:B:79:LYS:HG2	17	1.82
(1,37)	1:A:104:ARG:C	2:B:79:LYS:HG3	17	1.82
(1,37)	1:A:104:ARG:C	2:B:79:LYS:HZ1	17	1.82
(1,37)	1:A:104:ARG:C	2:B:79:LYS:HZ2	17	1.82
(1,37)	1:A:104:ARG:C	2:B:79:LYS:HZ3	17	1.82
(1,37)	1:A:104:ARG:C	2:B:79:LYS:N	17	1.82
(1,37)	1:A:104:ARG:C	2:B:79:LYS:NZ	17	1.82
(1,37)	1:A:104:ARG:C	2:B:79:LYS:O	17	1.82
(1,37)	1:A:104:ARG:C	2:B:80:ILE:C	17	1.82
(1,37)	1:A:104:ARG:C	2:B:80:ILE:CA	17	1.82
(1,37)	1:A:104:ARG:C	2:B:80:ILE:CB	17	1.82
(1,37)	1:A:104:ARG:C	2:B:80:ILE:CD1	17	1.82
(1,37)	1:A:104:ARG:C	2:B:80:ILE:CG1	17	1.82
(1,37)	1:A:104:ARG:C	2:B:80:ILE:CG2	17	1.82
(1,37)	1:A:104:ARG:C	2:B:80:ILE:H	17	1.82
(1,37)	1:A:104:ARG:C	2:B:80:ILE:HA	17	1.82
(1,37)	1:A:104:ARG:C	2:B:80:ILE:HB	17	1.82
(1,37)	1:A:104:ARG:C	2:B:80:ILE:HD11	17	1.82
(1,37)	1:A:104:ARG:C	2:B:80:ILE:HD12	17	1.82
(1,37)	1:A:104:ARG:C	2:B:80:ILE:HD13	17	1.82
(1,37)	1:A:104:ARG:C	2:B:80:ILE:HG12	17	1.82
(1,37)	1:A:104:ARG:C	2:B:80:ILE:HG13	17	1.82
(1,37)	1:A:104:ARG:C	2:B:80:ILE:HG21	17	1.82
(1,37)	1:A:104:ARG:C	2:B:80:ILE:HG22	17	1.82
(1,37)	1:A:104:ARG:C	2:B:80:ILE:HG23	17	1.82
(1,37)	1:A:104:ARG:C	2:B:80:ILE:N	17	1.82
(1,37)	1:A:104:ARG:C	2:B:80:ILE:O	17	1.82
(1,37)	1:A:104:ARG:C	2:B:84:GLN:C	17	1.82
(1,37)	1:A:104:ARG:C	2:B:84:GLN:CA	17	1.82
(1,37)	1:A:104:ARG:C	2:B:84:GLN:CB	17	1.82

*Continued on next page...*

*Continued from previous page...*

Key	Atom-1	Atom-2	Model ID	Violation (Å)
(1,37)	1:A:104:ARG:C	2:B:84:GLN:CD	17	1.82
(1,37)	1:A:104:ARG:C	2:B:84:GLN:CG	17	1.82
(1,37)	1:A:104:ARG:C	2:B:84:GLN:H	17	1.82
(1,37)	1:A:104:ARG:C	2:B:84:GLN:HA	17	1.82
(1,37)	1:A:104:ARG:C	2:B:84:GLN:HB2	17	1.82
(1,37)	1:A:104:ARG:C	2:B:84:GLN:HB3	17	1.82
(1,37)	1:A:104:ARG:C	2:B:84:GLN:HE21	17	1.82
(1,37)	1:A:104:ARG:C	2:B:84:GLN:HE22	17	1.82
(1,37)	1:A:104:ARG:C	2:B:84:GLN:HG2	17	1.82
(1,37)	1:A:104:ARG:C	2:B:84:GLN:HG3	17	1.82
(1,37)	1:A:104:ARG:C	2:B:84:GLN:N	17	1.82
(1,37)	1:A:104:ARG:C	2:B:84:GLN:NE2	17	1.82
(1,37)	1:A:104:ARG:C	2:B:84:GLN:O	17	1.82
(1,37)	1:A:104:ARG:C	2:B:84:GLN:OE1	17	1.82
(1,37)	1:A:104:ARG:C	2:B:97:THR:C	17	1.82
(1,37)	1:A:104:ARG:C	2:B:97:THR:CA	17	1.82
(1,37)	1:A:104:ARG:C	2:B:97:THR:CB	17	1.82
(1,37)	1:A:104:ARG:C	2:B:97:THR:CG2	17	1.82
(1,37)	1:A:104:ARG:C	2:B:97:THR:H	17	1.82
(1,37)	1:A:104:ARG:C	2:B:97:THR:HA	17	1.82
(1,37)	1:A:104:ARG:C	2:B:97:THR:HB	17	1.82
(1,37)	1:A:104:ARG:C	2:B:97:THR:HG1	17	1.82
(1,37)	1:A:104:ARG:C	2:B:97:THR:HG21	17	1.82
(1,37)	1:A:104:ARG:C	2:B:97:THR:HG22	17	1.82
(1,37)	1:A:104:ARG:C	2:B:97:THR:HG23	17	1.82
(1,37)	1:A:104:ARG:C	2:B:97:THR:N	17	1.82
(1,37)	1:A:104:ARG:C	2:B:97:THR:O	17	1.82
(1,37)	1:A:104:ARG:C	2:B:97:THR:OG1	17	1.82
(1,37)	1:A:104:ARG:C	2:B:99:HIS:C	17	1.82
(1,37)	1:A:104:ARG:C	2:B:99:HIS:CA	17	1.82
(1,37)	1:A:104:ARG:C	2:B:99:HIS:CB	17	1.82
(1,37)	1:A:104:ARG:C	2:B:99:HIS:CD2	17	1.82
(1,37)	1:A:104:ARG:C	2:B:99:HIS:CE1	17	1.82
(1,37)	1:A:104:ARG:C	2:B:99:HIS:CG	17	1.82
(1,37)	1:A:104:ARG:C	2:B:99:HIS:H	17	1.82
(1,37)	1:A:104:ARG:C	2:B:99:HIS:HA	17	1.82
(1,37)	1:A:104:ARG:C	2:B:99:HIS:HB2	17	1.82
(1,37)	1:A:104:ARG:C	2:B:99:HIS:HB3	17	1.82
(1,37)	1:A:104:ARG:C	2:B:99:HIS:HD1	17	1.82
(1,37)	1:A:104:ARG:C	2:B:99:HIS:HD2	17	1.82
(1,37)	1:A:104:ARG:C	2:B:99:HIS:HE1	17	1.82
(1,37)	1:A:104:ARG:C	2:B:99:HIS:HE2	17	1.82

*Continued on next page...*



*Continued from previous page...*

Key	Atom-1	Atom-2	Model ID	Violation (Å)
(1,37)	1:A:104:ARG:C	2:B:99:HIS:N	17	1.82
(1,37)	1:A:104:ARG:C	2:B:99:HIS:ND1	17	1.82
(1,37)	1:A:104:ARG:C	2:B:99:HIS:NE2	17	1.82
(1,37)	1:A:104:ARG:C	2:B:99:HIS:O	17	1.82
(1,37)	1:A:104:ARG:C	2:B:101:VAL:C	17	1.82
(1,37)	1:A:104:ARG:C	2:B:101:VAL:CA	17	1.82
(1,37)	1:A:104:ARG:C	2:B:101:VAL:CB	17	1.82
(1,37)	1:A:104:ARG:C	2:B:101:VAL:CG1	17	1.82
(1,37)	1:A:104:ARG:C	2:B:101:VAL:CG2	17	1.82
(1,37)	1:A:104:ARG:C	2:B:101:VAL:H	17	1.82
(1,37)	1:A:104:ARG:C	2:B:101:VAL:HA	17	1.82
(1,37)	1:A:104:ARG:C	2:B:101:VAL:HB	17	1.82
(1,37)	1:A:104:ARG:C	2:B:101:VAL:HG11	17	1.82
(1,37)	1:A:104:ARG:C	2:B:101:VAL:HG12	17	1.82
(1,37)	1:A:104:ARG:C	2:B:101:VAL:HG13	17	1.82
(1,37)	1:A:104:ARG:C	2:B:101:VAL:HG21	17	1.82
(1,37)	1:A:104:ARG:C	2:B:101:VAL:HG22	17	1.82
(1,37)	1:A:104:ARG:C	2:B:101:VAL:HG23	17	1.82
(1,37)	1:A:104:ARG:C	2:B:101:VAL:N	17	1.82
(1,37)	1:A:104:ARG:C	2:B:101:VAL:O	17	1.82
(1,37)	1:A:104:ARG:CA	2:B:75:ILE:C	17	1.82
(1,37)	1:A:104:ARG:CA	2:B:75:ILE:CA	17	1.82
(1,37)	1:A:104:ARG:CA	2:B:75:ILE:CB	17	1.82
(1,37)	1:A:104:ARG:CA	2:B:75:ILE:CD1	17	1.82
(1,37)	1:A:104:ARG:CA	2:B:75:ILE:CG1	17	1.82
(1,37)	1:A:104:ARG:CA	2:B:75:ILE:CG2	17	1.82
(1,37)	1:A:104:ARG:CA	2:B:75:ILE:H	17	1.82
(1,37)	1:A:104:ARG:CA	2:B:75:ILE:HA	17	1.82
(1,37)	1:A:104:ARG:CA	2:B:75:ILE:HB	17	1.82
(1,37)	1:A:104:ARG:CA	2:B:75:ILE:HD11	17	1.82
(1,37)	1:A:104:ARG:CA	2:B:75:ILE:HD12	17	1.82
(1,37)	1:A:104:ARG:CA	2:B:75:ILE:HD13	17	1.82
(1,37)	1:A:104:ARG:CA	2:B:75:ILE:HG12	17	1.82
(1,37)	1:A:104:ARG:CA	2:B:75:ILE:HG13	17	1.82
(1,37)	1:A:104:ARG:CA	2:B:75:ILE:HG21	17	1.82
(1,37)	1:A:104:ARG:CA	2:B:75:ILE:HG22	17	1.82
(1,37)	1:A:104:ARG:CA	2:B:75:ILE:HG23	17	1.82
(1,37)	1:A:104:ARG:CA	2:B:75:ILE:N	17	1.82
(1,37)	1:A:104:ARG:CA	2:B:75:ILE:O	17	1.82
(1,37)	1:A:104:ARG:CA	2:B:77:ALA:C	17	1.82
(1,37)	1:A:104:ARG:CA	2:B:77:ALA:CA	17	1.82
(1,37)	1:A:104:ARG:CA	2:B:77:ALA:CB	17	1.82

*Continued on next page...*

*Continued from previous page...*

Key	Atom-1	Atom-2	Model ID	Violation (Å)
(1,37)	1:A:104:ARG:CA	2:B:77:ALA:H	17	1.82
(1,37)	1:A:104:ARG:CA	2:B:77:ALA:HA	17	1.82
(1,37)	1:A:104:ARG:CA	2:B:77:ALA:HB1	17	1.82
(1,37)	1:A:104:ARG:CA	2:B:77:ALA:HB2	17	1.82
(1,37)	1:A:104:ARG:CA	2:B:77:ALA:HB3	17	1.82
(1,37)	1:A:104:ARG:CA	2:B:77:ALA:N	17	1.82
(1,37)	1:A:104:ARG:CA	2:B:77:ALA:O	17	1.82
(1,37)	1:A:104:ARG:CA	2:B:78:GLY:C	17	1.82
(1,37)	1:A:104:ARG:CA	2:B:78:GLY:CA	17	1.82
(1,37)	1:A:104:ARG:CA	2:B:78:GLY:H	17	1.82
(1,37)	1:A:104:ARG:CA	2:B:78:GLY:HA2	17	1.82
(1,37)	1:A:104:ARG:CA	2:B:78:GLY:HA3	17	1.82
(1,37)	1:A:104:ARG:CA	2:B:78:GLY:N	17	1.82
(1,37)	1:A:104:ARG:CA	2:B:78:GLY:O	17	1.82
(1,37)	1:A:104:ARG:CA	2:B:79:LYS:C	17	1.82
(1,37)	1:A:104:ARG:CA	2:B:79:LYS:CA	17	1.82
(1,37)	1:A:104:ARG:CA	2:B:79:LYS:CB	17	1.82
(1,37)	1:A:104:ARG:CA	2:B:79:LYS:CD	17	1.82
(1,37)	1:A:104:ARG:CA	2:B:79:LYS:CE	17	1.82
(1,37)	1:A:104:ARG:CA	2:B:79:LYS:CG	17	1.82
(1,37)	1:A:104:ARG:CA	2:B:79:LYS:H	17	1.82
(1,37)	1:A:104:ARG:CA	2:B:79:LYS:HA	17	1.82
(1,37)	1:A:104:ARG:CA	2:B:79:LYS:HB2	17	1.82
(1,37)	1:A:104:ARG:CA	2:B:79:LYS:HB3	17	1.82
(1,37)	1:A:104:ARG:CA	2:B:79:LYS:HD2	17	1.82
(1,37)	1:A:104:ARG:CA	2:B:79:LYS:HD3	17	1.82
(1,37)	1:A:104:ARG:CA	2:B:79:LYS:HE2	17	1.82
(1,37)	1:A:104:ARG:CA	2:B:79:LYS:HE3	17	1.82
(1,37)	1:A:104:ARG:CA	2:B:79:LYS:HG2	17	1.82
(1,37)	1:A:104:ARG:CA	2:B:79:LYS:HG3	17	1.82
(1,37)	1:A:104:ARG:CA	2:B:79:LYS:HZ1	17	1.82
(1,37)	1:A:104:ARG:CA	2:B:79:LYS:HZ2	17	1.82
(1,37)	1:A:104:ARG:CA	2:B:79:LYS:HZ3	17	1.82
(1,37)	1:A:104:ARG:CA	2:B:79:LYS:N	17	1.82
(1,37)	1:A:104:ARG:CA	2:B:79:LYS:NZ	17	1.82
(1,37)	1:A:104:ARG:CA	2:B:79:LYS:O	17	1.82
(1,37)	1:A:104:ARG:CA	2:B:80:ILE:C	17	1.82
(1,37)	1:A:104:ARG:CA	2:B:80:ILE:CA	17	1.82
(1,37)	1:A:104:ARG:CA	2:B:80:ILE:CB	17	1.82
(1,37)	1:A:104:ARG:CA	2:B:80:ILE:CD1	17	1.82
(1,37)	1:A:104:ARG:CA	2:B:80:ILE:CG1	17	1.82
(1,37)	1:A:104:ARG:CA	2:B:80:ILE:CG2	17	1.82

*Continued on next page...*

*Continued from previous page...*

Key	Atom-1	Atom-2	Model ID	Violation (Å)
(1,37)	1:A:104:ARG:CA	2:B:80:ILE:H	17	1.82
(1,37)	1:A:104:ARG:CA	2:B:80:ILE:HA	17	1.82
(1,37)	1:A:104:ARG:CA	2:B:80:ILE:HB	17	1.82
(1,37)	1:A:104:ARG:CA	2:B:80:ILE:HD11	17	1.82
(1,37)	1:A:104:ARG:CA	2:B:80:ILE:HD12	17	1.82
(1,37)	1:A:104:ARG:CA	2:B:80:ILE:HD13	17	1.82
(1,37)	1:A:104:ARG:CA	2:B:80:ILE:HG12	17	1.82
(1,37)	1:A:104:ARG:CA	2:B:80:ILE:HG13	17	1.82
(1,37)	1:A:104:ARG:CA	2:B:80:ILE:HG21	17	1.82
(1,37)	1:A:104:ARG:CA	2:B:80:ILE:HG22	17	1.82
(1,37)	1:A:104:ARG:CA	2:B:80:ILE:HG23	17	1.82
(1,37)	1:A:104:ARG:CA	2:B:80:ILE:N	17	1.82
(1,37)	1:A:104:ARG:CA	2:B:80:ILE:O	17	1.82
(1,37)	1:A:104:ARG:CA	2:B:84:GLN:C	17	1.82
(1,37)	1:A:104:ARG:CA	2:B:84:GLN:CA	17	1.82
(1,37)	1:A:104:ARG:CA	2:B:84:GLN:CB	17	1.82
(1,37)	1:A:104:ARG:CA	2:B:84:GLN:CD	17	1.82
(1,37)	1:A:104:ARG:CA	2:B:84:GLN:CG	17	1.82
(1,37)	1:A:104:ARG:CA	2:B:84:GLN:H	17	1.82
(1,37)	1:A:104:ARG:CA	2:B:84:GLN:HA	17	1.82
(1,37)	1:A:104:ARG:CA	2:B:84:GLN:HB2	17	1.82
(1,37)	1:A:104:ARG:CA	2:B:84:GLN:HB3	17	1.82
(1,37)	1:A:104:ARG:CA	2:B:84:GLN:HE21	17	1.82
(1,37)	1:A:104:ARG:CA	2:B:84:GLN:HE22	17	1.82
(1,37)	1:A:104:ARG:CA	2:B:84:GLN:HG2	17	1.82
(1,37)	1:A:104:ARG:CA	2:B:84:GLN:HG3	17	1.82
(1,37)	1:A:104:ARG:CA	2:B:84:GLN:N	17	1.82
(1,37)	1:A:104:ARG:CA	2:B:84:GLN:NE2	17	1.82
(1,37)	1:A:104:ARG:CA	2:B:84:GLN:O	17	1.82
(1,37)	1:A:104:ARG:CA	2:B:84:GLN:OE1	17	1.82
(1,37)	1:A:104:ARG:CA	2:B:97:THR:C	17	1.82
(1,37)	1:A:104:ARG:CA	2:B:97:THR:CA	17	1.82
(1,37)	1:A:104:ARG:CA	2:B:97:THR:CB	17	1.82
(1,37)	1:A:104:ARG:CA	2:B:97:THR:CG2	17	1.82
(1,37)	1:A:104:ARG:CA	2:B:97:THR:H	17	1.82
(1,37)	1:A:104:ARG:CA	2:B:97:THR:HA	17	1.82
(1,37)	1:A:104:ARG:CA	2:B:97:THR:HB	17	1.82
(1,37)	1:A:104:ARG:CA	2:B:97:THR:HG1	17	1.82
(1,37)	1:A:104:ARG:CA	2:B:97:THR:HG21	17	1.82
(1,37)	1:A:104:ARG:CA	2:B:97:THR:HG22	17	1.82
(1,37)	1:A:104:ARG:CA	2:B:97:THR:HG23	17	1.82
(1,37)	1:A:104:ARG:CA	2:B:97:THR:N	17	1.82

*Continued on next page...*

*Continued from previous page...*

Key	Atom-1	Atom-2	Model ID	Violation (Å)
(1,37)	1:A:104:ARG:CA	2:B:97:THR:O	17	1.82
(1,37)	1:A:104:ARG:CA	2:B:97:THR:OG1	17	1.82
(1,37)	1:A:104:ARG:CA	2:B:99:HIS:C	17	1.82
(1,37)	1:A:104:ARG:CA	2:B:99:HIS:CA	17	1.82
(1,37)	1:A:104:ARG:CA	2:B:99:HIS:CB	17	1.82
(1,37)	1:A:104:ARG:CA	2:B:99:HIS:CD2	17	1.82
(1,37)	1:A:104:ARG:CA	2:B:99:HIS:CE1	17	1.82
(1,37)	1:A:104:ARG:CA	2:B:99:HIS:CG	17	1.82
(1,37)	1:A:104:ARG:CA	2:B:99:HIS:H	17	1.82
(1,37)	1:A:104:ARG:CA	2:B:99:HIS:HA	17	1.82
(1,37)	1:A:104:ARG:CA	2:B:99:HIS:HB2	17	1.82
(1,37)	1:A:104:ARG:CA	2:B:99:HIS:HB3	17	1.82
(1,37)	1:A:104:ARG:CA	2:B:99:HIS:HD1	17	1.82
(1,37)	1:A:104:ARG:CA	2:B:99:HIS:HD2	17	1.82
(1,37)	1:A:104:ARG:CA	2:B:99:HIS:HE1	17	1.82
(1,37)	1:A:104:ARG:CA	2:B:99:HIS:HE2	17	1.82
(1,37)	1:A:104:ARG:CA	2:B:99:HIS:N	17	1.82
(1,37)	1:A:104:ARG:CA	2:B:99:HIS:ND1	17	1.82
(1,37)	1:A:104:ARG:CA	2:B:99:HIS:NE2	17	1.82
(1,37)	1:A:104:ARG:CA	2:B:99:HIS:O	17	1.82
(1,37)	1:A:104:ARG:CA	2:B:101:VAL:C	17	1.82
(1,37)	1:A:104:ARG:CA	2:B:101:VAL:CA	17	1.82
(1,37)	1:A:104:ARG:CA	2:B:101:VAL:CB	17	1.82
(1,37)	1:A:104:ARG:CA	2:B:101:VAL:CG1	17	1.82
(1,37)	1:A:104:ARG:CA	2:B:101:VAL:CG2	17	1.82
(1,37)	1:A:104:ARG:CA	2:B:101:VAL:H	17	1.82
(1,37)	1:A:104:ARG:CA	2:B:101:VAL:HA	17	1.82
(1,37)	1:A:104:ARG:CA	2:B:101:VAL:HB	17	1.82
(1,37)	1:A:104:ARG:CA	2:B:101:VAL:HG11	17	1.82
(1,37)	1:A:104:ARG:CA	2:B:101:VAL:HG12	17	1.82
(1,37)	1:A:104:ARG:CA	2:B:101:VAL:HG13	17	1.82
(1,37)	1:A:104:ARG:CA	2:B:101:VAL:HG21	17	1.82
(1,37)	1:A:104:ARG:CA	2:B:101:VAL:HG22	17	1.82
(1,37)	1:A:104:ARG:CA	2:B:101:VAL:HG23	17	1.82
(1,37)	1:A:104:ARG:CA	2:B:101:VAL:N	17	1.82
(1,37)	1:A:104:ARG:CA	2:B:101:VAL:O	17	1.82
(1,37)	1:A:104:ARG:CB	2:B:75:ILE:C	17	1.82
(1,37)	1:A:104:ARG:CB	2:B:75:ILE:CA	17	1.82
(1,37)	1:A:104:ARG:CB	2:B:75:ILE:CB	17	1.82
(1,37)	1:A:104:ARG:CB	2:B:75:ILE:CD1	17	1.82
(1,37)	1:A:104:ARG:CB	2:B:75:ILE:CG1	17	1.82
(1,37)	1:A:104:ARG:CB	2:B:75:ILE:CG2	17	1.82

*Continued on next page...*

*Continued from previous page...*

Key	Atom-1	Atom-2	Model ID	Violation (Å)
(1,37)	1:A:104:ARG:CB	2:B:75:ILE:H	17	1.82
(1,37)	1:A:104:ARG:CB	2:B:75:ILE:HA	17	1.82
(1,37)	1:A:104:ARG:CB	2:B:75:ILE:HB	17	1.82
(1,37)	1:A:104:ARG:CB	2:B:75:ILE:HD11	17	1.82
(1,37)	1:A:104:ARG:CB	2:B:75:ILE:HD12	17	1.82
(1,37)	1:A:104:ARG:CB	2:B:75:ILE:HD13	17	1.82
(1,37)	1:A:104:ARG:CB	2:B:75:ILE:HG12	17	1.82
(1,37)	1:A:104:ARG:CB	2:B:75:ILE:HG13	17	1.82
(1,37)	1:A:104:ARG:CB	2:B:75:ILE:HG21	17	1.82
(1,37)	1:A:104:ARG:CB	2:B:75:ILE:HG22	17	1.82
(1,37)	1:A:104:ARG:CB	2:B:75:ILE:HG23	17	1.82
(1,37)	1:A:104:ARG:CB	2:B:75:ILE:N	17	1.82
(1,37)	1:A:104:ARG:CB	2:B:75:ILE:O	17	1.82
(1,37)	1:A:104:ARG:CB	2:B:77:ALA:C	17	1.82
(1,37)	1:A:104:ARG:CB	2:B:77:ALA:CA	17	1.82
(1,37)	1:A:104:ARG:CB	2:B:77:ALA:CB	17	1.82
(1,37)	1:A:104:ARG:CB	2:B:77:ALA:H	17	1.82
(1,37)	1:A:104:ARG:CB	2:B:77:ALA:HA	17	1.82
(1,37)	1:A:104:ARG:CB	2:B:77:ALA:HB1	17	1.82
(1,37)	1:A:104:ARG:CB	2:B:77:ALA:HB2	17	1.82
(1,37)	1:A:104:ARG:CB	2:B:77:ALA:HB3	17	1.82
(1,37)	1:A:104:ARG:CB	2:B:77:ALA:N	17	1.82
(1,37)	1:A:104:ARG:CB	2:B:77:ALA:O	17	1.82
(1,37)	1:A:104:ARG:CB	2:B:78:GLY:C	17	1.82
(1,37)	1:A:104:ARG:CB	2:B:78:GLY:CA	17	1.82
(1,37)	1:A:104:ARG:CB	2:B:78:GLY:H	17	1.82
(1,37)	1:A:104:ARG:CB	2:B:78:GLY:HA2	17	1.82
(1,37)	1:A:104:ARG:CB	2:B:78:GLY:HA3	17	1.82
(1,37)	1:A:104:ARG:CB	2:B:78:GLY:N	17	1.82
(1,37)	1:A:104:ARG:CB	2:B:78:GLY:O	17	1.82
(1,37)	1:A:104:ARG:CB	2:B:79:LYS:C	17	1.82
(1,37)	1:A:104:ARG:CB	2:B:79:LYS:CA	17	1.82
(1,37)	1:A:104:ARG:CB	2:B:79:LYS:CB	17	1.82
(1,37)	1:A:104:ARG:CB	2:B:79:LYS:CD	17	1.82
(1,37)	1:A:104:ARG:CB	2:B:79:LYS:CE	17	1.82
(1,37)	1:A:104:ARG:CB	2:B:79:LYS:CG	17	1.82
(1,37)	1:A:104:ARG:CB	2:B:79:LYS:H	17	1.82
(1,37)	1:A:104:ARG:CB	2:B:79:LYS:HA	17	1.82
(1,37)	1:A:104:ARG:CB	2:B:79:LYS:HB2	17	1.82
(1,37)	1:A:104:ARG:CB	2:B:79:LYS:HB3	17	1.82
(1,37)	1:A:104:ARG:CB	2:B:79:LYS:HD2	17	1.82
(1,37)	1:A:104:ARG:CB	2:B:79:LYS:HD3	17	1.82

*Continued on next page...*

*Continued from previous page...*

Key	Atom-1	Atom-2	Model ID	Violation (Å)
(1,37)	1:A:104:ARG:CB	2:B:79:LYS:HE2	17	1.82
(1,37)	1:A:104:ARG:CB	2:B:79:LYS:HE3	17	1.82
(1,37)	1:A:104:ARG:CB	2:B:79:LYS:HG2	17	1.82
(1,37)	1:A:104:ARG:CB	2:B:79:LYS:HG3	17	1.82
(1,37)	1:A:104:ARG:CB	2:B:79:LYS:HZ1	17	1.82
(1,37)	1:A:104:ARG:CB	2:B:79:LYS:HZ2	17	1.82
(1,37)	1:A:104:ARG:CB	2:B:79:LYS:HZ3	17	1.82
(1,37)	1:A:104:ARG:CB	2:B:79:LYS:N	17	1.82
(1,37)	1:A:104:ARG:CB	2:B:79:LYS:NZ	17	1.82
(1,37)	1:A:104:ARG:CB	2:B:79:LYS:O	17	1.82
(1,37)	1:A:104:ARG:CB	2:B:80:ILE:C	17	1.82
(1,37)	1:A:104:ARG:CB	2:B:80:ILE:CA	17	1.82
(1,37)	1:A:104:ARG:CB	2:B:80:ILE:CB	17	1.82
(1,37)	1:A:104:ARG:CB	2:B:80:ILE:CD1	17	1.82
(1,37)	1:A:104:ARG:CB	2:B:80:ILE:CG1	17	1.82
(1,37)	1:A:104:ARG:CB	2:B:80:ILE:CG2	17	1.82
(1,37)	1:A:104:ARG:CB	2:B:80:ILE:H	17	1.82
(1,37)	1:A:104:ARG:CB	2:B:80:ILE:HA	17	1.82
(1,37)	1:A:104:ARG:CB	2:B:80:ILE:HB	17	1.82
(1,37)	1:A:104:ARG:CB	2:B:80:ILE:HD11	17	1.82
(1,37)	1:A:104:ARG:CB	2:B:80:ILE:HD12	17	1.82
(1,37)	1:A:104:ARG:CB	2:B:80:ILE:HD13	17	1.82
(1,37)	1:A:104:ARG:CB	2:B:80:ILE:HG12	17	1.82
(1,37)	1:A:104:ARG:CB	2:B:80:ILE:HG13	17	1.82
(1,37)	1:A:104:ARG:CB	2:B:80:ILE:HG21	17	1.82
(1,37)	1:A:104:ARG:CB	2:B:80:ILE:HG22	17	1.82
(1,37)	1:A:104:ARG:CB	2:B:80:ILE:HG23	17	1.82
(1,37)	1:A:104:ARG:CB	2:B:80:ILE:N	17	1.82
(1,37)	1:A:104:ARG:CB	2:B:80:ILE:O	17	1.82
(1,37)	1:A:104:ARG:CB	2:B:84:GLN:C	17	1.82
(1,37)	1:A:104:ARG:CB	2:B:84:GLN:CA	17	1.82
(1,37)	1:A:104:ARG:CB	2:B:84:GLN:CB	17	1.82
(1,37)	1:A:104:ARG:CB	2:B:84:GLN:CD	17	1.82
(1,37)	1:A:104:ARG:CB	2:B:84:GLN:CG	17	1.82
(1,37)	1:A:104:ARG:CB	2:B:84:GLN:H	17	1.82
(1,37)	1:A:104:ARG:CB	2:B:84:GLN:HA	17	1.82
(1,37)	1:A:104:ARG:CB	2:B:84:GLN:HB2	17	1.82
(1,37)	1:A:104:ARG:CB	2:B:84:GLN:HB3	17	1.82
(1,37)	1:A:104:ARG:CB	2:B:84:GLN:HE21	17	1.82
(1,37)	1:A:104:ARG:CB	2:B:84:GLN:HE22	17	1.82
(1,37)	1:A:104:ARG:CB	2:B:84:GLN:HG2	17	1.82
(1,37)	1:A:104:ARG:CB	2:B:84:GLN:HG3	17	1.82

*Continued on next page...*

*Continued from previous page...*

Key	Atom-1	Atom-2	Model ID	Violation (Å)
(1,37)	1:A:104:ARG:CB	2:B:84:GLN:N	17	1.82
(1,37)	1:A:104:ARG:CB	2:B:84:GLN:NE2	17	1.82
(1,37)	1:A:104:ARG:CB	2:B:84:GLN:O	17	1.82
(1,37)	1:A:104:ARG:CB	2:B:84:GLN:OE1	17	1.82
(1,37)	1:A:104:ARG:CB	2:B:97:THR:C	17	1.82
(1,37)	1:A:104:ARG:CB	2:B:97:THR:CA	17	1.82
(1,37)	1:A:104:ARG:CB	2:B:97:THR:CB	17	1.82
(1,37)	1:A:104:ARG:CB	2:B:97:THR:CG2	17	1.82
(1,37)	1:A:104:ARG:CB	2:B:97:THR:H	17	1.82
(1,37)	1:A:104:ARG:CB	2:B:97:THR:HA	17	1.82
(1,37)	1:A:104:ARG:CB	2:B:97:THR:HB	17	1.82
(1,37)	1:A:104:ARG:CB	2:B:97:THR:HG1	17	1.82
(1,37)	1:A:104:ARG:CB	2:B:97:THR:HG21	17	1.82
(1,37)	1:A:104:ARG:CB	2:B:97:THR:HG22	17	1.82
(1,37)	1:A:104:ARG:CB	2:B:97:THR:HG23	17	1.82
(1,37)	1:A:104:ARG:CB	2:B:97:THR:N	17	1.82
(1,37)	1:A:104:ARG:CB	2:B:97:THR:O	17	1.82
(1,37)	1:A:104:ARG:CB	2:B:97:THR:OG1	17	1.82
(1,37)	1:A:104:ARG:CB	2:B:99:HIS:C	17	1.82
(1,37)	1:A:104:ARG:CB	2:B:99:HIS:CA	17	1.82
(1,37)	1:A:104:ARG:CB	2:B:99:HIS:CB	17	1.82
(1,37)	1:A:104:ARG:CB	2:B:99:HIS:CD2	17	1.82
(1,37)	1:A:104:ARG:CB	2:B:99:HIS:CE1	17	1.82
(1,37)	1:A:104:ARG:CB	2:B:99:HIS:CG	17	1.82
(1,37)	1:A:104:ARG:CB	2:B:99:HIS:H	17	1.82
(1,37)	1:A:104:ARG:CB	2:B:99:HIS:HA	17	1.82
(1,37)	1:A:104:ARG:CB	2:B:99:HIS:HB2	17	1.82
(1,37)	1:A:104:ARG:CB	2:B:99:HIS:HB3	17	1.82
(1,37)	1:A:104:ARG:CB	2:B:99:HIS:HD1	17	1.82
(1,37)	1:A:104:ARG:CB	2:B:99:HIS:HD2	17	1.82
(1,37)	1:A:104:ARG:CB	2:B:99:HIS:HE1	17	1.82
(1,37)	1:A:104:ARG:CB	2:B:99:HIS:HE2	17	1.82
(1,37)	1:A:104:ARG:CB	2:B:99:HIS:N	17	1.82
(1,37)	1:A:104:ARG:CB	2:B:99:HIS:ND1	17	1.82
(1,37)	1:A:104:ARG:CB	2:B:99:HIS:NE2	17	1.82
(1,37)	1:A:104:ARG:CB	2:B:99:HIS:O	17	1.82
(1,37)	1:A:104:ARG:CB	2:B:101:VAL:C	17	1.82
(1,37)	1:A:104:ARG:CB	2:B:101:VAL:CA	17	1.82
(1,37)	1:A:104:ARG:CB	2:B:101:VAL:CB	17	1.82
(1,37)	1:A:104:ARG:CB	2:B:101:VAL:CG1	17	1.82
(1,37)	1:A:104:ARG:CB	2:B:101:VAL:CG2	17	1.82
(1,37)	1:A:104:ARG:CB	2:B:101:VAL:H	17	1.82

*Continued on next page...*

*Continued from previous page...*

Key	Atom-1	Atom-2	Model ID	Violation (Å)
(1,37)	1:A:104:ARG:CB	2:B:101:VAL:HA	17	1.82
(1,37)	1:A:104:ARG:CB	2:B:101:VAL:HB	17	1.82
(1,37)	1:A:104:ARG:CB	2:B:101:VAL:HG11	17	1.82
(1,37)	1:A:104:ARG:CB	2:B:101:VAL:HG12	17	1.82
(1,37)	1:A:104:ARG:CB	2:B:101:VAL:HG13	17	1.82
(1,37)	1:A:104:ARG:CB	2:B:101:VAL:HG21	17	1.82
(1,37)	1:A:104:ARG:CB	2:B:101:VAL:HG22	17	1.82
(1,37)	1:A:104:ARG:CB	2:B:101:VAL:HG23	17	1.82
(1,37)	1:A:104:ARG:CB	2:B:101:VAL:N	17	1.82
(1,37)	1:A:104:ARG:CB	2:B:101:VAL:O	17	1.82
(1,37)	1:A:104:ARG:CD	2:B:75:ILE:C	17	1.82
(1,37)	1:A:104:ARG:CD	2:B:75:ILE:CA	17	1.82
(1,37)	1:A:104:ARG:CD	2:B:75:ILE:CB	17	1.82
(1,37)	1:A:104:ARG:CD	2:B:75:ILE:CD1	17	1.82
(1,37)	1:A:104:ARG:CD	2:B:75:ILE:CG1	17	1.82
(1,37)	1:A:104:ARG:CD	2:B:75:ILE:CG2	17	1.82
(1,37)	1:A:104:ARG:CD	2:B:75:ILE:H	17	1.82
(1,37)	1:A:104:ARG:CD	2:B:75:ILE:HA	17	1.82
(1,37)	1:A:104:ARG:CD	2:B:75:ILE:HB	17	1.82
(1,37)	1:A:104:ARG:CD	2:B:75:ILE:HD11	17	1.82
(1,37)	1:A:104:ARG:CD	2:B:75:ILE:HD12	17	1.82
(1,37)	1:A:104:ARG:CD	2:B:75:ILE:HD13	17	1.82
(1,37)	1:A:104:ARG:CD	2:B:75:ILE:HG12	17	1.82
(1,37)	1:A:104:ARG:CD	2:B:75:ILE:HG13	17	1.82
(1,37)	1:A:104:ARG:CD	2:B:75:ILE:HG21	17	1.82
(1,37)	1:A:104:ARG:CD	2:B:75:ILE:HG22	17	1.82
(1,37)	1:A:104:ARG:CD	2:B:75:ILE:HG23	17	1.82
(1,37)	1:A:104:ARG:CD	2:B:75:ILE:N	17	1.82
(1,37)	1:A:104:ARG:CD	2:B:75:ILE:O	17	1.82
(1,37)	1:A:104:ARG:CD	2:B:77:ALA:C	17	1.82
(1,37)	1:A:104:ARG:CD	2:B:77:ALA:CA	17	1.82
(1,37)	1:A:104:ARG:CD	2:B:77:ALA:CB	17	1.82
(1,37)	1:A:104:ARG:CD	2:B:77:ALA:H	17	1.82
(1,37)	1:A:104:ARG:CD	2:B:77:ALA:HA	17	1.82
(1,37)	1:A:104:ARG:CD	2:B:77:ALA:HB1	17	1.82
(1,37)	1:A:104:ARG:CD	2:B:77:ALA:HB2	17	1.82
(1,37)	1:A:104:ARG:CD	2:B:77:ALA:HB3	17	1.82
(1,37)	1:A:104:ARG:CD	2:B:77:ALA:N	17	1.82
(1,37)	1:A:104:ARG:CD	2:B:77:ALA:O	17	1.82
(1,37)	1:A:104:ARG:CD	2:B:78:GLY:C	17	1.82
(1,37)	1:A:104:ARG:CD	2:B:78:GLY:CA	17	1.82
(1,37)	1:A:104:ARG:CD	2:B:78:GLY:H	17	1.82

*Continued on next page...*



*Continued from previous page...*

Key	Atom-1	Atom-2	Model ID	Violation (Å)
(1,37)	1:A:104:ARG:CD	2:B:78:GLY:HA2	17	1.82
(1,37)	1:A:104:ARG:CD	2:B:78:GLY:HA3	17	1.82
(1,37)	1:A:104:ARG:CD	2:B:78:GLY:N	17	1.82
(1,37)	1:A:104:ARG:CD	2:B:78:GLY:O	17	1.82
(1,37)	1:A:104:ARG:CD	2:B:79:LYS:C	17	1.82
(1,37)	1:A:104:ARG:CD	2:B:79:LYS:CA	17	1.82
(1,37)	1:A:104:ARG:CD	2:B:79:LYS:CB	17	1.82
(1,37)	1:A:104:ARG:CD	2:B:79:LYS:CD	17	1.82
(1,37)	1:A:104:ARG:CD	2:B:79:LYS:CE	17	1.82
(1,37)	1:A:104:ARG:CD	2:B:79:LYS:CG	17	1.82
(1,37)	1:A:104:ARG:CD	2:B:79:LYS:H	17	1.82
(1,37)	1:A:104:ARG:CD	2:B:79:LYS:HA	17	1.82
(1,37)	1:A:104:ARG:CD	2:B:79:LYS:HB2	17	1.82
(1,37)	1:A:104:ARG:CD	2:B:79:LYS:HB3	17	1.82
(1,37)	1:A:104:ARG:CD	2:B:79:LYS:HD2	17	1.82
(1,37)	1:A:104:ARG:CD	2:B:79:LYS:HD3	17	1.82
(1,37)	1:A:104:ARG:CD	2:B:79:LYS:HE2	17	1.82
(1,37)	1:A:104:ARG:CD	2:B:79:LYS:HE3	17	1.82
(1,37)	1:A:104:ARG:CD	2:B:79:LYS:HG2	17	1.82
(1,37)	1:A:104:ARG:CD	2:B:79:LYS:HG3	17	1.82
(1,37)	1:A:104:ARG:CD	2:B:79:LYS:HZ1	17	1.82
(1,37)	1:A:104:ARG:CD	2:B:79:LYS:HZ2	17	1.82
(1,37)	1:A:104:ARG:CD	2:B:79:LYS:HZ3	17	1.82
(1,37)	1:A:104:ARG:CD	2:B:79:LYS:N	17	1.82
(1,37)	1:A:104:ARG:CD	2:B:79:LYS:NZ	17	1.82
(1,37)	1:A:104:ARG:CD	2:B:79:LYS:O	17	1.82
(1,37)	1:A:104:ARG:CD	2:B:80:ILE:C	17	1.82
(1,37)	1:A:104:ARG:CD	2:B:80:ILE:CA	17	1.82
(1,37)	1:A:104:ARG:CD	2:B:80:ILE:CB	17	1.82
(1,37)	1:A:104:ARG:CD	2:B:80:ILE:CD1	17	1.82
(1,37)	1:A:104:ARG:CD	2:B:80:ILE:CG1	17	1.82
(1,37)	1:A:104:ARG:CD	2:B:80:ILE:CG2	17	1.82
(1,37)	1:A:104:ARG:CD	2:B:80:ILE:H	17	1.82
(1,37)	1:A:104:ARG:CD	2:B:80:ILE:HA	17	1.82
(1,37)	1:A:104:ARG:CD	2:B:80:ILE:HB	17	1.82
(1,37)	1:A:104:ARG:CD	2:B:80:ILE:HD11	17	1.82
(1,37)	1:A:104:ARG:CD	2:B:80:ILE:HD12	17	1.82
(1,37)	1:A:104:ARG:CD	2:B:80:ILE:HD13	17	1.82
(1,37)	1:A:104:ARG:CD	2:B:80:ILE:HG12	17	1.82
(1,37)	1:A:104:ARG:CD	2:B:80:ILE:HG13	17	1.82
(1,37)	1:A:104:ARG:CD	2:B:80:ILE:HG21	17	1.82
(1,37)	1:A:104:ARG:CD	2:B:80:ILE:HG22	17	1.82

*Continued on next page...*

*Continued from previous page...*

Key	Atom-1	Atom-2	Model ID	Violation (Å)
(1,37)	1:A:104:ARG:CD	2:B:80:ILE:HG23	17	1.82
(1,37)	1:A:104:ARG:CD	2:B:80:ILE:N	17	1.82
(1,37)	1:A:104:ARG:CD	2:B:80:ILE:O	17	1.82
(1,37)	1:A:104:ARG:CD	2:B:84:GLN:C	17	1.82
(1,37)	1:A:104:ARG:CD	2:B:84:GLN:CA	17	1.82
(1,37)	1:A:104:ARG:CD	2:B:84:GLN:CB	17	1.82
(1,37)	1:A:104:ARG:CD	2:B:84:GLN:CD	17	1.82
(1,37)	1:A:104:ARG:CD	2:B:84:GLN:CG	17	1.82
(1,37)	1:A:104:ARG:CD	2:B:84:GLN:H	17	1.82
(1,37)	1:A:104:ARG:CD	2:B:84:GLN:HA	17	1.82
(1,37)	1:A:104:ARG:CD	2:B:84:GLN:HB2	17	1.82
(1,37)	1:A:104:ARG:CD	2:B:84:GLN:HB3	17	1.82
(1,37)	1:A:104:ARG:CD	2:B:84:GLN:HE21	17	1.82
(1,37)	1:A:104:ARG:CD	2:B:84:GLN:HE22	17	1.82
(1,37)	1:A:104:ARG:CD	2:B:84:GLN:HG2	17	1.82
(1,37)	1:A:104:ARG:CD	2:B:84:GLN:HG3	17	1.82
(1,37)	1:A:104:ARG:CD	2:B:84:GLN:N	17	1.82
(1,37)	1:A:104:ARG:CD	2:B:84:GLN:NE2	17	1.82
(1,37)	1:A:104:ARG:CD	2:B:84:GLN:O	17	1.82
(1,37)	1:A:104:ARG:CD	2:B:84:GLN:OE1	17	1.82
(1,37)	1:A:104:ARG:CD	2:B:97:THR:C	17	1.82
(1,37)	1:A:104:ARG:CD	2:B:97:THR:CA	17	1.82
(1,37)	1:A:104:ARG:CD	2:B:97:THR:CB	17	1.82
(1,37)	1:A:104:ARG:CD	2:B:97:THR:CG2	17	1.82
(1,37)	1:A:104:ARG:CD	2:B:97:THR:H	17	1.82
(1,37)	1:A:104:ARG:CD	2:B:97:THR:HA	17	1.82
(1,37)	1:A:104:ARG:CD	2:B:97:THR:HB	17	1.82
(1,37)	1:A:104:ARG:CD	2:B:97:THR:HG1	17	1.82
(1,37)	1:A:104:ARG:CD	2:B:97:THR:HG21	17	1.82
(1,37)	1:A:104:ARG:CD	2:B:97:THR:HG22	17	1.82
(1,37)	1:A:104:ARG:CD	2:B:97:THR:HG23	17	1.82
(1,37)	1:A:104:ARG:CD	2:B:97:THR:N	17	1.82
(1,37)	1:A:104:ARG:CD	2:B:97:THR:O	17	1.82
(1,37)	1:A:104:ARG:CD	2:B:97:THR:OG1	17	1.82
(1,37)	1:A:104:ARG:CD	2:B:99:HIS:C	17	1.82
(1,37)	1:A:104:ARG:CD	2:B:99:HIS:CA	17	1.82
(1,37)	1:A:104:ARG:CD	2:B:99:HIS:CB	17	1.82
(1,37)	1:A:104:ARG:CD	2:B:99:HIS:CD2	17	1.82
(1,37)	1:A:104:ARG:CD	2:B:99:HIS:CE1	17	1.82
(1,37)	1:A:104:ARG:CD	2:B:99:HIS:CG	17	1.82
(1,37)	1:A:104:ARG:CD	2:B:99:HIS:H	17	1.82
(1,37)	1:A:104:ARG:CD	2:B:99:HIS:HA	17	1.82

*Continued on next page...*

*Continued from previous page...*

Key	Atom-1	Atom-2	Model ID	Violation (Å)
(1,37)	1:A:104:ARG:CD	2:B:99:HIS:HB2	17	1.82
(1,37)	1:A:104:ARG:CD	2:B:99:HIS:HB3	17	1.82
(1,37)	1:A:104:ARG:CD	2:B:99:HIS:HD1	17	1.82
(1,37)	1:A:104:ARG:CD	2:B:99:HIS:HD2	17	1.82
(1,37)	1:A:104:ARG:CD	2:B:99:HIS:HE1	17	1.82
(1,37)	1:A:104:ARG:CD	2:B:99:HIS:HE2	17	1.82
(1,37)	1:A:104:ARG:CD	2:B:99:HIS:N	17	1.82
(1,37)	1:A:104:ARG:CD	2:B:99:HIS:ND1	17	1.82
(1,37)	1:A:104:ARG:CD	2:B:99:HIS:NE2	17	1.82
(1,37)	1:A:104:ARG:CD	2:B:99:HIS:O	17	1.82
(1,37)	1:A:104:ARG:CD	2:B:101:VAL:C	17	1.82
(1,37)	1:A:104:ARG:CD	2:B:101:VAL:CA	17	1.82
(1,37)	1:A:104:ARG:CD	2:B:101:VAL:CB	17	1.82
(1,37)	1:A:104:ARG:CD	2:B:101:VAL:CG1	17	1.82
(1,37)	1:A:104:ARG:CD	2:B:101:VAL:CG2	17	1.82
(1,37)	1:A:104:ARG:CD	2:B:101:VAL:H	17	1.82
(1,37)	1:A:104:ARG:CD	2:B:101:VAL:HA	17	1.82
(1,37)	1:A:104:ARG:CD	2:B:101:VAL:HB	17	1.82
(1,37)	1:A:104:ARG:CD	2:B:101:VAL:HG11	17	1.82
(1,37)	1:A:104:ARG:CD	2:B:101:VAL:HG12	17	1.82
(1,37)	1:A:104:ARG:CD	2:B:101:VAL:HG13	17	1.82
(1,37)	1:A:104:ARG:CD	2:B:101:VAL:HG21	17	1.82
(1,37)	1:A:104:ARG:CD	2:B:101:VAL:HG22	17	1.82
(1,37)	1:A:104:ARG:CD	2:B:101:VAL:HG23	17	1.82
(1,37)	1:A:104:ARG:CD	2:B:101:VAL:N	17	1.82
(1,37)	1:A:104:ARG:CD	2:B:101:VAL:O	17	1.82
(1,37)	1:A:104:ARG:CG	2:B:75:ILE:C	17	1.82
(1,37)	1:A:104:ARG:CG	2:B:75:ILE:CA	17	1.82
(1,37)	1:A:104:ARG:CG	2:B:75:ILE:CB	17	1.82
(1,37)	1:A:104:ARG:CG	2:B:75:ILE:CD1	17	1.82
(1,37)	1:A:104:ARG:CG	2:B:75:ILE:CG1	17	1.82
(1,37)	1:A:104:ARG:CG	2:B:75:ILE:CG2	17	1.82
(1,37)	1:A:104:ARG:CG	2:B:75:ILE:H	17	1.82
(1,37)	1:A:104:ARG:CG	2:B:75:ILE:HA	17	1.82
(1,37)	1:A:104:ARG:CG	2:B:75:ILE:HB	17	1.82
(1,37)	1:A:104:ARG:CG	2:B:75:ILE:HD11	17	1.82
(1,37)	1:A:104:ARG:CG	2:B:75:ILE:HD12	17	1.82
(1,37)	1:A:104:ARG:CG	2:B:75:ILE:HD13	17	1.82
(1,37)	1:A:104:ARG:CG	2:B:75:ILE:HG12	17	1.82
(1,37)	1:A:104:ARG:CG	2:B:75:ILE:HG13	17	1.82
(1,37)	1:A:104:ARG:CG	2:B:75:ILE:HG21	17	1.82
(1,37)	1:A:104:ARG:CG	2:B:75:ILE:HG22	17	1.82

*Continued on next page...*

*Continued from previous page...*

Key	Atom-1	Atom-2	Model ID	Violation (Å)
(1,37)	1:A:104:ARG:CG	2:B:75:ILE:HG23	17	1.82
(1,37)	1:A:104:ARG:CG	2:B:75:ILE:N	17	1.82
(1,37)	1:A:104:ARG:CG	2:B:75:ILE:O	17	1.82
(1,37)	1:A:104:ARG:CG	2:B:77:ALA:C	17	1.82
(1,37)	1:A:104:ARG:CG	2:B:77:ALA:CA	17	1.82
(1,37)	1:A:104:ARG:CG	2:B:77:ALA:CB	17	1.82
(1,37)	1:A:104:ARG:CG	2:B:77:ALA:H	17	1.82
(1,37)	1:A:104:ARG:CG	2:B:77:ALA:HA	17	1.82
(1,37)	1:A:104:ARG:CG	2:B:77:ALA:HB1	17	1.82
(1,37)	1:A:104:ARG:CG	2:B:77:ALA:HB2	17	1.82
(1,37)	1:A:104:ARG:CG	2:B:77:ALA:HB3	17	1.82
(1,37)	1:A:104:ARG:CG	2:B:77:ALA:N	17	1.82
(1,37)	1:A:104:ARG:CG	2:B:77:ALA:O	17	1.82
(1,37)	1:A:104:ARG:CG	2:B:78:GLY:C	17	1.82
(1,37)	1:A:104:ARG:CG	2:B:78:GLY:CA	17	1.82
(1,37)	1:A:104:ARG:CG	2:B:78:GLY:H	17	1.82
(1,37)	1:A:104:ARG:CG	2:B:78:GLY:HA2	17	1.82
(1,37)	1:A:104:ARG:CG	2:B:78:GLY:HA3	17	1.82
(1,37)	1:A:104:ARG:CG	2:B:78:GLY:N	17	1.82
(1,37)	1:A:104:ARG:CG	2:B:78:GLY:O	17	1.82
(1,37)	1:A:104:ARG:CG	2:B:79:LYS:C	17	1.82
(1,37)	1:A:104:ARG:CG	2:B:79:LYS:CA	17	1.82
(1,37)	1:A:104:ARG:CG	2:B:79:LYS:CB	17	1.82
(1,37)	1:A:104:ARG:CG	2:B:79:LYS:CD	17	1.82
(1,37)	1:A:104:ARG:CG	2:B:79:LYS:CE	17	1.82
(1,37)	1:A:104:ARG:CG	2:B:79:LYS:CG	17	1.82
(1,37)	1:A:104:ARG:CG	2:B:79:LYS:H	17	1.82
(1,37)	1:A:104:ARG:CG	2:B:79:LYS:HA	17	1.82
(1,37)	1:A:104:ARG:CG	2:B:79:LYS:HB2	17	1.82
(1,37)	1:A:104:ARG:CG	2:B:79:LYS:HB3	17	1.82
(1,37)	1:A:104:ARG:CG	2:B:79:LYS:HD2	17	1.82
(1,37)	1:A:104:ARG:CG	2:B:79:LYS:HD3	17	1.82
(1,37)	1:A:104:ARG:CG	2:B:79:LYS:HE2	17	1.82
(1,37)	1:A:104:ARG:CG	2:B:79:LYS:HE3	17	1.82
(1,37)	1:A:104:ARG:CG	2:B:79:LYS:HG2	17	1.82
(1,37)	1:A:104:ARG:CG	2:B:79:LYS:HG3	17	1.82
(1,37)	1:A:104:ARG:CG	2:B:79:LYS:HZ1	17	1.82
(1,37)	1:A:104:ARG:CG	2:B:79:LYS:HZ2	17	1.82
(1,37)	1:A:104:ARG:CG	2:B:79:LYS:HZ3	17	1.82
(1,37)	1:A:104:ARG:CG	2:B:79:LYS:N	17	1.82
(1,37)	1:A:104:ARG:CG	2:B:79:LYS:NZ	17	1.82
(1,37)	1:A:104:ARG:CG	2:B:79:LYS:O	17	1.82

*Continued on next page...*

*Continued from previous page...*

Key	Atom-1	Atom-2	Model ID	Violation (Å)
(1,37)	1:A:104:ARG:CG	2:B:80:ILE:C	17	1.82
(1,37)	1:A:104:ARG:CG	2:B:80:ILE:CA	17	1.82
(1,37)	1:A:104:ARG:CG	2:B:80:ILE:CB	17	1.82
(1,37)	1:A:104:ARG:CG	2:B:80:ILE:CD1	17	1.82
(1,37)	1:A:104:ARG:CG	2:B:80:ILE:CG1	17	1.82
(1,37)	1:A:104:ARG:CG	2:B:80:ILE:CG2	17	1.82
(1,37)	1:A:104:ARG:CG	2:B:80:ILE:H	17	1.82
(1,37)	1:A:104:ARG:CG	2:B:80:ILE:HA	17	1.82
(1,37)	1:A:104:ARG:CG	2:B:80:ILE:HB	17	1.82
(1,37)	1:A:104:ARG:CG	2:B:80:ILE:HD11	17	1.82
(1,37)	1:A:104:ARG:CG	2:B:80:ILE:HD12	17	1.82
(1,37)	1:A:104:ARG:CG	2:B:80:ILE:HD13	17	1.82
(1,37)	1:A:104:ARG:CG	2:B:80:ILE:HG12	17	1.82
(1,37)	1:A:104:ARG:CG	2:B:80:ILE:HG13	17	1.82
(1,37)	1:A:104:ARG:CG	2:B:80:ILE:HG21	17	1.82
(1,37)	1:A:104:ARG:CG	2:B:80:ILE:HG22	17	1.82
(1,37)	1:A:104:ARG:CG	2:B:80:ILE:HG23	17	1.82
(1,37)	1:A:104:ARG:CG	2:B:80:ILE:N	17	1.82
(1,37)	1:A:104:ARG:CG	2:B:80:ILE:O	17	1.82
(1,37)	1:A:104:ARG:CG	2:B:84:GLN:C	17	1.82
(1,37)	1:A:104:ARG:CG	2:B:84:GLN:CA	17	1.82
(1,37)	1:A:104:ARG:CG	2:B:84:GLN:CB	17	1.82
(1,37)	1:A:104:ARG:CG	2:B:84:GLN:CD	17	1.82
(1,37)	1:A:104:ARG:CG	2:B:84:GLN:CG	17	1.82
(1,37)	1:A:104:ARG:CG	2:B:84:GLN:H	17	1.82
(1,37)	1:A:104:ARG:CG	2:B:84:GLN:HA	17	1.82
(1,37)	1:A:104:ARG:CG	2:B:84:GLN:HB2	17	1.82
(1,37)	1:A:104:ARG:CG	2:B:84:GLN:HB3	17	1.82
(1,37)	1:A:104:ARG:CG	2:B:84:GLN:HE21	17	1.82
(1,37)	1:A:104:ARG:CG	2:B:84:GLN:HE22	17	1.82
(1,37)	1:A:104:ARG:CG	2:B:84:GLN:HG2	17	1.82
(1,37)	1:A:104:ARG:CG	2:B:84:GLN:HG3	17	1.82
(1,37)	1:A:104:ARG:CG	2:B:84:GLN:N	17	1.82
(1,37)	1:A:104:ARG:CG	2:B:84:GLN:NE2	17	1.82
(1,37)	1:A:104:ARG:CG	2:B:84:GLN:O	17	1.82
(1,37)	1:A:104:ARG:CG	2:B:84:GLN:OE1	17	1.82
(1,37)	1:A:104:ARG:CG	2:B:97:THR:C	17	1.82
(1,37)	1:A:104:ARG:CG	2:B:97:THR:CA	17	1.82
(1,37)	1:A:104:ARG:CG	2:B:97:THR:CB	17	1.82
(1,37)	1:A:104:ARG:CG	2:B:97:THR:CG2	17	1.82
(1,37)	1:A:104:ARG:CG	2:B:97:THR:H	17	1.82
(1,37)	1:A:104:ARG:CG	2:B:97:THR:HA	17	1.82

*Continued on next page...*

*Continued from previous page...*

Key	Atom-1	Atom-2	Model ID	Violation (Å)
(1,37)	1:A:104:ARG:CG	2:B:97:THR:HB	17	1.82
(1,37)	1:A:104:ARG:CG	2:B:97:THR:HG1	17	1.82
(1,37)	1:A:104:ARG:CG	2:B:97:THR:HG21	17	1.82
(1,37)	1:A:104:ARG:CG	2:B:97:THR:HG22	17	1.82
(1,37)	1:A:104:ARG:CG	2:B:97:THR:HG23	17	1.82
(1,37)	1:A:104:ARG:CG	2:B:97:THR:N	17	1.82
(1,37)	1:A:104:ARG:CG	2:B:97:THR:O	17	1.82
(1,37)	1:A:104:ARG:CG	2:B:97:THR:OG1	17	1.82
(1,37)	1:A:104:ARG:CG	2:B:99:HIS:C	17	1.82
(1,37)	1:A:104:ARG:CG	2:B:99:HIS:CA	17	1.82
(1,37)	1:A:104:ARG:CG	2:B:99:HIS:CB	17	1.82
(1,37)	1:A:104:ARG:CG	2:B:99:HIS:CD2	17	1.82
(1,37)	1:A:104:ARG:CG	2:B:99:HIS:CE1	17	1.82
(1,37)	1:A:104:ARG:CG	2:B:99:HIS:CG	17	1.82
(1,37)	1:A:104:ARG:CG	2:B:99:HIS:H	17	1.82
(1,37)	1:A:104:ARG:CG	2:B:99:HIS:HA	17	1.82
(1,37)	1:A:104:ARG:CG	2:B:99:HIS:HB2	17	1.82
(1,37)	1:A:104:ARG:CG	2:B:99:HIS:HB3	17	1.82
(1,37)	1:A:104:ARG:CG	2:B:99:HIS:HD1	17	1.82
(1,37)	1:A:104:ARG:CG	2:B:99:HIS:HD2	17	1.82
(1,37)	1:A:104:ARG:CG	2:B:99:HIS:HE1	17	1.82
(1,37)	1:A:104:ARG:CG	2:B:99:HIS:HE2	17	1.82
(1,37)	1:A:104:ARG:CG	2:B:99:HIS:N	17	1.82
(1,37)	1:A:104:ARG:CG	2:B:99:HIS:ND1	17	1.82
(1,37)	1:A:104:ARG:CG	2:B:99:HIS:NE2	17	1.82
(1,37)	1:A:104:ARG:CG	2:B:99:HIS:O	17	1.82
(1,37)	1:A:104:ARG:CG	2:B:101:VAL:C	17	1.82
(1,37)	1:A:104:ARG:CG	2:B:101:VAL:CA	17	1.82
(1,37)	1:A:104:ARG:CG	2:B:101:VAL:CB	17	1.82
(1,37)	1:A:104:ARG:CG	2:B:101:VAL:CG1	17	1.82
(1,37)	1:A:104:ARG:CG	2:B:101:VAL:CG2	17	1.82
(1,37)	1:A:104:ARG:CG	2:B:101:VAL:H	17	1.82
(1,37)	1:A:104:ARG:CG	2:B:101:VAL:HA	17	1.82
(1,37)	1:A:104:ARG:CG	2:B:101:VAL:HB	17	1.82
(1,37)	1:A:104:ARG:CG	2:B:101:VAL:HG11	17	1.82
(1,37)	1:A:104:ARG:CG	2:B:101:VAL:HG12	17	1.82
(1,37)	1:A:104:ARG:CG	2:B:101:VAL:HG13	17	1.82
(1,37)	1:A:104:ARG:CG	2:B:101:VAL:HG21	17	1.82
(1,37)	1:A:104:ARG:CG	2:B:101:VAL:HG22	17	1.82
(1,37)	1:A:104:ARG:CG	2:B:101:VAL:HG23	17	1.82
(1,37)	1:A:104:ARG:CG	2:B:101:VAL:N	17	1.82
(1,37)	1:A:104:ARG:CG	2:B:101:VAL:O	17	1.82

*Continued on next page...*

*Continued from previous page...*

Key	Atom-1	Atom-2	Model ID	Violation (Å)
(1,37)	1:A:104:ARG:CZ	2:B:75:ILE:C	17	1.82
(1,37)	1:A:104:ARG:CZ	2:B:75:ILE:CA	17	1.82
(1,37)	1:A:104:ARG:CZ	2:B:75:ILE:CB	17	1.82
(1,37)	1:A:104:ARG:CZ	2:B:75:ILE:CD1	17	1.82
(1,37)	1:A:104:ARG:CZ	2:B:75:ILE:CG1	17	1.82
(1,37)	1:A:104:ARG:CZ	2:B:75:ILE:CG2	17	1.82
(1,37)	1:A:104:ARG:CZ	2:B:75:ILE:H	17	1.82
(1,37)	1:A:104:ARG:CZ	2:B:75:ILE:HA	17	1.82
(1,37)	1:A:104:ARG:CZ	2:B:75:ILE:HB	17	1.82
(1,37)	1:A:104:ARG:CZ	2:B:75:ILE:HD11	17	1.82
(1,37)	1:A:104:ARG:CZ	2:B:75:ILE:HD12	17	1.82
(1,37)	1:A:104:ARG:CZ	2:B:75:ILE:HD13	17	1.82
(1,37)	1:A:104:ARG:CZ	2:B:75:ILE:HG12	17	1.82
(1,37)	1:A:104:ARG:CZ	2:B:75:ILE:HG13	17	1.82
(1,37)	1:A:104:ARG:CZ	2:B:75:ILE:HG21	17	1.82
(1,37)	1:A:104:ARG:CZ	2:B:75:ILE:HG22	17	1.82
(1,37)	1:A:104:ARG:CZ	2:B:75:ILE:HG23	17	1.82
(1,37)	1:A:104:ARG:CZ	2:B:75:ILE:N	17	1.82
(1,37)	1:A:104:ARG:CZ	2:B:75:ILE:O	17	1.82
(1,37)	1:A:104:ARG:CZ	2:B:77:ALA:C	17	1.82
(1,37)	1:A:104:ARG:CZ	2:B:77:ALA:CA	17	1.82
(1,37)	1:A:104:ARG:CZ	2:B:77:ALA:CB	17	1.82
(1,37)	1:A:104:ARG:CZ	2:B:77:ALA:H	17	1.82
(1,37)	1:A:104:ARG:CZ	2:B:77:ALA:HA	17	1.82
(1,37)	1:A:104:ARG:CZ	2:B:77:ALA:HB1	17	1.82
(1,37)	1:A:104:ARG:CZ	2:B:77:ALA:HB2	17	1.82
(1,37)	1:A:104:ARG:CZ	2:B:77:ALA:HB3	17	1.82
(1,37)	1:A:104:ARG:CZ	2:B:77:ALA:N	17	1.82
(1,37)	1:A:104:ARG:CZ	2:B:77:ALA:O	17	1.82
(1,37)	1:A:104:ARG:CZ	2:B:78:GLY:C	17	1.82
(1,37)	1:A:104:ARG:CZ	2:B:78:GLY:CA	17	1.82
(1,37)	1:A:104:ARG:CZ	2:B:78:GLY:H	17	1.82
(1,37)	1:A:104:ARG:CZ	2:B:78:GLY:HA2	17	1.82
(1,37)	1:A:104:ARG:CZ	2:B:78:GLY:HA3	17	1.82
(1,37)	1:A:104:ARG:CZ	2:B:78:GLY:N	17	1.82
(1,37)	1:A:104:ARG:CZ	2:B:78:GLY:O	17	1.82
(1,37)	1:A:104:ARG:CZ	2:B:79:LYS:C	17	1.82
(1,37)	1:A:104:ARG:CZ	2:B:79:LYS:CA	17	1.82
(1,37)	1:A:104:ARG:CZ	2:B:79:LYS:CB	17	1.82
(1,37)	1:A:104:ARG:CZ	2:B:79:LYS:CD	17	1.82
(1,37)	1:A:104:ARG:CZ	2:B:79:LYS:CE	17	1.82
(1,37)	1:A:104:ARG:CZ	2:B:79:LYS:CG	17	1.82

*Continued on next page...*

*Continued from previous page...*

Key	Atom-1	Atom-2	Model ID	Violation (Å)
(1,37)	1:A:104:ARG:CZ	2:B:79:LYS:H	17	1.82
(1,37)	1:A:104:ARG:CZ	2:B:79:LYS:HA	17	1.82
(1,37)	1:A:104:ARG:CZ	2:B:79:LYS:HB2	17	1.82
(1,37)	1:A:104:ARG:CZ	2:B:79:LYS:HB3	17	1.82
(1,37)	1:A:104:ARG:CZ	2:B:79:LYS:HD2	17	1.82
(1,37)	1:A:104:ARG:CZ	2:B:79:LYS:HD3	17	1.82
(1,37)	1:A:104:ARG:CZ	2:B:79:LYS:HE2	17	1.82
(1,37)	1:A:104:ARG:CZ	2:B:79:LYS:HE3	17	1.82
(1,37)	1:A:104:ARG:CZ	2:B:79:LYS:HG2	17	1.82
(1,37)	1:A:104:ARG:CZ	2:B:79:LYS:HG3	17	1.82
(1,37)	1:A:104:ARG:CZ	2:B:79:LYS:HZ1	17	1.82
(1,37)	1:A:104:ARG:CZ	2:B:79:LYS:HZ2	17	1.82
(1,37)	1:A:104:ARG:CZ	2:B:79:LYS:HZ3	17	1.82
(1,37)	1:A:104:ARG:CZ	2:B:79:LYS:N	17	1.82
(1,37)	1:A:104:ARG:CZ	2:B:79:LYS:NZ	17	1.82
(1,37)	1:A:104:ARG:CZ	2:B:79:LYS:O	17	1.82
(1,37)	1:A:104:ARG:CZ	2:B:80:ILE:C	17	1.82
(1,37)	1:A:104:ARG:CZ	2:B:80:ILE:CA	17	1.82
(1,37)	1:A:104:ARG:CZ	2:B:80:ILE:CB	17	1.82
(1,37)	1:A:104:ARG:CZ	2:B:80:ILE:CD1	17	1.82
(1,37)	1:A:104:ARG:CZ	2:B:80:ILE:CG1	17	1.82
(1,37)	1:A:104:ARG:CZ	2:B:80:ILE:CG2	17	1.82
(1,37)	1:A:104:ARG:CZ	2:B:80:ILE:H	17	1.82
(1,37)	1:A:104:ARG:CZ	2:B:80:ILE:HA	17	1.82
(1,37)	1:A:104:ARG:CZ	2:B:80:ILE:HB	17	1.82
(1,37)	1:A:104:ARG:CZ	2:B:80:ILE:HD11	17	1.82
(1,37)	1:A:104:ARG:CZ	2:B:80:ILE:HD12	17	1.82
(1,37)	1:A:104:ARG:CZ	2:B:80:ILE:HD13	17	1.82
(1,37)	1:A:104:ARG:CZ	2:B:80:ILE:HG12	17	1.82
(1,37)	1:A:104:ARG:CZ	2:B:80:ILE:HG13	17	1.82
(1,37)	1:A:104:ARG:CZ	2:B:80:ILE:HG21	17	1.82
(1,37)	1:A:104:ARG:CZ	2:B:80:ILE:HG22	17	1.82
(1,37)	1:A:104:ARG:CZ	2:B:80:ILE:HG23	17	1.82
(1,37)	1:A:104:ARG:CZ	2:B:80:ILE:N	17	1.82
(1,37)	1:A:104:ARG:CZ	2:B:80:ILE:O	17	1.82
(1,37)	1:A:104:ARG:CZ	2:B:84:GLN:C	17	1.82
(1,37)	1:A:104:ARG:CZ	2:B:84:GLN:CA	17	1.82
(1,37)	1:A:104:ARG:CZ	2:B:84:GLN:CB	17	1.82
(1,37)	1:A:104:ARG:CZ	2:B:84:GLN:CD	17	1.82
(1,37)	1:A:104:ARG:CZ	2:B:84:GLN:CG	17	1.82
(1,37)	1:A:104:ARG:CZ	2:B:84:GLN:H	17	1.82
(1,37)	1:A:104:ARG:CZ	2:B:84:GLN:HA	17	1.82

*Continued on next page...*



*Continued from previous page...*

Key	Atom-1	Atom-2	Model ID	Violation (Å)
(1,37)	1:A:104:ARG:CZ	2:B:84:GLN:HB2	17	1.82
(1,37)	1:A:104:ARG:CZ	2:B:84:GLN:HB3	17	1.82
(1,37)	1:A:104:ARG:CZ	2:B:84:GLN:HE21	17	1.82
(1,37)	1:A:104:ARG:CZ	2:B:84:GLN:HE22	17	1.82
(1,37)	1:A:104:ARG:CZ	2:B:84:GLN:HG2	17	1.82
(1,37)	1:A:104:ARG:CZ	2:B:84:GLN:HG3	17	1.82
(1,37)	1:A:104:ARG:CZ	2:B:84:GLN:N	17	1.82
(1,37)	1:A:104:ARG:CZ	2:B:84:GLN:NE2	17	1.82
(1,37)	1:A:104:ARG:CZ	2:B:84:GLN:O	17	1.82
(1,37)	1:A:104:ARG:CZ	2:B:84:GLN:OE1	17	1.82
(1,37)	1:A:104:ARG:CZ	2:B:97:THR:C	17	1.82
(1,37)	1:A:104:ARG:CZ	2:B:97:THR:CA	17	1.82
(1,37)	1:A:104:ARG:CZ	2:B:97:THR:CB	17	1.82
(1,37)	1:A:104:ARG:CZ	2:B:97:THR:CG2	17	1.82
(1,37)	1:A:104:ARG:CZ	2:B:97:THR:H	17	1.82
(1,37)	1:A:104:ARG:CZ	2:B:97:THR:HA	17	1.82
(1,37)	1:A:104:ARG:CZ	2:B:97:THR:HB	17	1.82
(1,37)	1:A:104:ARG:CZ	2:B:97:THR:HG1	17	1.82
(1,37)	1:A:104:ARG:CZ	2:B:97:THR:HG21	17	1.82
(1,37)	1:A:104:ARG:CZ	2:B:97:THR:HG22	17	1.82
(1,37)	1:A:104:ARG:CZ	2:B:97:THR:HG23	17	1.82
(1,37)	1:A:104:ARG:CZ	2:B:97:THR:N	17	1.82
(1,37)	1:A:104:ARG:CZ	2:B:97:THR:O	17	1.82
(1,37)	1:A:104:ARG:CZ	2:B:97:THR:OG1	17	1.82
(1,37)	1:A:104:ARG:CZ	2:B:99:HIS:C	17	1.82
(1,37)	1:A:104:ARG:CZ	2:B:99:HIS:CA	17	1.82
(1,37)	1:A:104:ARG:CZ	2:B:99:HIS:CB	17	1.82
(1,37)	1:A:104:ARG:CZ	2:B:99:HIS:CD2	17	1.82
(1,37)	1:A:104:ARG:CZ	2:B:99:HIS:CE1	17	1.82
(1,37)	1:A:104:ARG:CZ	2:B:99:HIS:CG	17	1.82
(1,37)	1:A:104:ARG:CZ	2:B:99:HIS:H	17	1.82
(1,37)	1:A:104:ARG:CZ	2:B:99:HIS:HA	17	1.82
(1,37)	1:A:104:ARG:CZ	2:B:99:HIS:HB2	17	1.82
(1,37)	1:A:104:ARG:CZ	2:B:99:HIS:HB3	17	1.82
(1,37)	1:A:104:ARG:CZ	2:B:99:HIS:HD1	17	1.82
(1,37)	1:A:104:ARG:CZ	2:B:99:HIS:HD2	17	1.82
(1,37)	1:A:104:ARG:CZ	2:B:99:HIS:HE1	17	1.82
(1,37)	1:A:104:ARG:CZ	2:B:99:HIS:HE2	17	1.82
(1,37)	1:A:104:ARG:CZ	2:B:99:HIS:N	17	1.82
(1,37)	1:A:104:ARG:CZ	2:B:99:HIS:ND1	17	1.82
(1,37)	1:A:104:ARG:CZ	2:B:99:HIS:NE2	17	1.82
(1,37)	1:A:104:ARG:CZ	2:B:99:HIS:O	17	1.82

*Continued on next page...*

*Continued from previous page...*

Key	Atom-1	Atom-2	Model ID	Violation (Å)
(1,37)	1:A:104:ARG:CZ	2:B:101:VAL:C	17	1.82
(1,37)	1:A:104:ARG:CZ	2:B:101:VAL:CA	17	1.82
(1,37)	1:A:104:ARG:CZ	2:B:101:VAL:CB	17	1.82
(1,37)	1:A:104:ARG:CZ	2:B:101:VAL:CG1	17	1.82
(1,37)	1:A:104:ARG:CZ	2:B:101:VAL:CG2	17	1.82
(1,37)	1:A:104:ARG:CZ	2:B:101:VAL:H	17	1.82
(1,37)	1:A:104:ARG:CZ	2:B:101:VAL:HA	17	1.82
(1,37)	1:A:104:ARG:CZ	2:B:101:VAL:HB	17	1.82
(1,37)	1:A:104:ARG:CZ	2:B:101:VAL:HG11	17	1.82
(1,37)	1:A:104:ARG:CZ	2:B:101:VAL:HG12	17	1.82
(1,37)	1:A:104:ARG:CZ	2:B:101:VAL:HG13	17	1.82
(1,37)	1:A:104:ARG:CZ	2:B:101:VAL:HG21	17	1.82
(1,37)	1:A:104:ARG:CZ	2:B:101:VAL:HG22	17	1.82
(1,37)	1:A:104:ARG:CZ	2:B:101:VAL:HG23	17	1.82
(1,37)	1:A:104:ARG:CZ	2:B:101:VAL:N	17	1.82
(1,37)	1:A:104:ARG:CZ	2:B:101:VAL:O	17	1.82
(1,37)	1:A:104:ARG:H	2:B:75:ILE:C	17	1.82
(1,37)	1:A:104:ARG:H	2:B:75:ILE:CA	17	1.82
(1,37)	1:A:104:ARG:H	2:B:75:ILE:CB	17	1.82
(1,37)	1:A:104:ARG:H	2:B:75:ILE:CD1	17	1.82
(1,37)	1:A:104:ARG:H	2:B:75:ILE:CG1	17	1.82
(1,37)	1:A:104:ARG:H	2:B:75:ILE:CG2	17	1.82
(1,37)	1:A:104:ARG:H	2:B:75:ILE:H	17	1.82
(1,37)	1:A:104:ARG:H	2:B:75:ILE:HA	17	1.82
(1,37)	1:A:104:ARG:H	2:B:75:ILE:HB	17	1.82
(1,37)	1:A:104:ARG:H	2:B:75:ILE:HD11	17	1.82
(1,37)	1:A:104:ARG:H	2:B:75:ILE:HD12	17	1.82
(1,37)	1:A:104:ARG:H	2:B:75:ILE:HD13	17	1.82
(1,37)	1:A:104:ARG:H	2:B:75:ILE:HG12	17	1.82
(1,37)	1:A:104:ARG:H	2:B:75:ILE:HG13	17	1.82
(1,37)	1:A:104:ARG:H	2:B:75:ILE:HG21	17	1.82
(1,37)	1:A:104:ARG:H	2:B:75:ILE:HG22	17	1.82
(1,37)	1:A:104:ARG:H	2:B:75:ILE:HG23	17	1.82
(1,37)	1:A:104:ARG:H	2:B:75:ILE:N	17	1.82
(1,37)	1:A:104:ARG:H	2:B:75:ILE:O	17	1.82
(1,37)	1:A:104:ARG:H	2:B:77:ALA:C	17	1.82
(1,37)	1:A:104:ARG:H	2:B:77:ALA:CA	17	1.82
(1,37)	1:A:104:ARG:H	2:B:77:ALA:CB	17	1.82
(1,37)	1:A:104:ARG:H	2:B:77:ALA:H	17	1.82
(1,37)	1:A:104:ARG:H	2:B:77:ALA:HA	17	1.82
(1,37)	1:A:104:ARG:H	2:B:77:ALA:HB1	17	1.82
(1,37)	1:A:104:ARG:H	2:B:77:ALA:HB2	17	1.82

*Continued on next page...*

*Continued from previous page...*

Key	Atom-1	Atom-2	Model ID	Violation (Å)
(1,37)	1:A:104:ARG:H	2:B:77:ALA:HB3	17	1.82
(1,37)	1:A:104:ARG:H	2:B:77:ALA:N	17	1.82
(1,37)	1:A:104:ARG:H	2:B:77:ALA:O	17	1.82
(1,37)	1:A:104:ARG:H	2:B:78:GLY:C	17	1.82
(1,37)	1:A:104:ARG:H	2:B:78:GLY:CA	17	1.82
(1,37)	1:A:104:ARG:H	2:B:78:GLY:H	17	1.82
(1,37)	1:A:104:ARG:H	2:B:78:GLY:HA2	17	1.82
(1,37)	1:A:104:ARG:H	2:B:78:GLY:HA3	17	1.82
(1,37)	1:A:104:ARG:H	2:B:78:GLY:N	17	1.82
(1,37)	1:A:104:ARG:H	2:B:78:GLY:O	17	1.82
(1,37)	1:A:104:ARG:H	2:B:79:LYS:C	17	1.82
(1,37)	1:A:104:ARG:H	2:B:79:LYS:CA	17	1.82
(1,37)	1:A:104:ARG:H	2:B:79:LYS:CB	17	1.82
(1,37)	1:A:104:ARG:H	2:B:79:LYS:CD	17	1.82
(1,37)	1:A:104:ARG:H	2:B:79:LYS:CE	17	1.82
(1,37)	1:A:104:ARG:H	2:B:79:LYS:CG	17	1.82
(1,37)	1:A:104:ARG:H	2:B:79:LYS:H	17	1.82
(1,37)	1:A:104:ARG:H	2:B:79:LYS:HA	17	1.82
(1,37)	1:A:104:ARG:H	2:B:79:LYS:HB2	17	1.82
(1,37)	1:A:104:ARG:H	2:B:79:LYS:HB3	17	1.82
(1,37)	1:A:104:ARG:H	2:B:79:LYS:HD2	17	1.82
(1,37)	1:A:104:ARG:H	2:B:79:LYS:HD3	17	1.82
(1,37)	1:A:104:ARG:H	2:B:79:LYS:HE2	17	1.82
(1,37)	1:A:104:ARG:H	2:B:79:LYS:HE3	17	1.82
(1,37)	1:A:104:ARG:H	2:B:79:LYS:HG2	17	1.82
(1,37)	1:A:104:ARG:H	2:B:79:LYS:HG3	17	1.82
(1,37)	1:A:104:ARG:H	2:B:79:LYS:HZ1	17	1.82
(1,37)	1:A:104:ARG:H	2:B:79:LYS:HZ2	17	1.82
(1,37)	1:A:104:ARG:H	2:B:79:LYS:HZ3	17	1.82
(1,37)	1:A:104:ARG:H	2:B:79:LYS:N	17	1.82
(1,37)	1:A:104:ARG:H	2:B:79:LYS:NZ	17	1.82
(1,37)	1:A:104:ARG:H	2:B:79:LYS:O	17	1.82
(1,37)	1:A:104:ARG:H	2:B:80:ILE:C	17	1.82
(1,37)	1:A:104:ARG:H	2:B:80:ILE:CA	17	1.82
(1,37)	1:A:104:ARG:H	2:B:80:ILE:CB	17	1.82
(1,37)	1:A:104:ARG:H	2:B:80:ILE:CD1	17	1.82
(1,37)	1:A:104:ARG:H	2:B:80:ILE:CG1	17	1.82
(1,37)	1:A:104:ARG:H	2:B:80:ILE:CG2	17	1.82
(1,37)	1:A:104:ARG:H	2:B:80:ILE:H	17	1.82
(1,37)	1:A:104:ARG:H	2:B:80:ILE:HA	17	1.82
(1,37)	1:A:104:ARG:H	2:B:80:ILE:HB	17	1.82
(1,37)	1:A:104:ARG:H	2:B:80:ILE:HD11	17	1.82

*Continued on next page...*

*Continued from previous page...*

Key	Atom-1	Atom-2	Model ID	Violation (Å)
(1,37)	1:A:104:ARG:H	2:B:80:ILE:HD12	17	1.82
(1,37)	1:A:104:ARG:H	2:B:80:ILE:HD13	17	1.82
(1,37)	1:A:104:ARG:H	2:B:80:ILE:HG12	17	1.82
(1,37)	1:A:104:ARG:H	2:B:80:ILE:HG13	17	1.82
(1,37)	1:A:104:ARG:H	2:B:80:ILE:HG21	17	1.82
(1,37)	1:A:104:ARG:H	2:B:80:ILE:HG22	17	1.82
(1,37)	1:A:104:ARG:H	2:B:80:ILE:HG23	17	1.82
(1,37)	1:A:104:ARG:H	2:B:80:ILE:N	17	1.82
(1,37)	1:A:104:ARG:H	2:B:80:ILE:O	17	1.82
(1,37)	1:A:104:ARG:H	2:B:84:GLN:C	17	1.82
(1,37)	1:A:104:ARG:H	2:B:84:GLN:CA	17	1.82
(1,37)	1:A:104:ARG:H	2:B:84:GLN:CB	17	1.82
(1,37)	1:A:104:ARG:H	2:B:84:GLN:CD	17	1.82
(1,37)	1:A:104:ARG:H	2:B:84:GLN:CG	17	1.82
(1,37)	1:A:104:ARG:H	2:B:84:GLN:H	17	1.82
(1,37)	1:A:104:ARG:H	2:B:84:GLN:HA	17	1.82
(1,37)	1:A:104:ARG:H	2:B:84:GLN:HB2	17	1.82
(1,37)	1:A:104:ARG:H	2:B:84:GLN:HB3	17	1.82
(1,37)	1:A:104:ARG:H	2:B:84:GLN:HE21	17	1.82
(1,37)	1:A:104:ARG:H	2:B:84:GLN:HE22	17	1.82
(1,37)	1:A:104:ARG:H	2:B:84:GLN:HG2	17	1.82
(1,37)	1:A:104:ARG:H	2:B:84:GLN:HG3	17	1.82
(1,37)	1:A:104:ARG:H	2:B:84:GLN:N	17	1.82
(1,37)	1:A:104:ARG:H	2:B:84:GLN:NE2	17	1.82
(1,37)	1:A:104:ARG:H	2:B:84:GLN:O	17	1.82
(1,37)	1:A:104:ARG:H	2:B:84:GLN:OE1	17	1.82
(1,37)	1:A:104:ARG:H	2:B:97:THR:C	17	1.82
(1,37)	1:A:104:ARG:H	2:B:97:THR:CA	17	1.82
(1,37)	1:A:104:ARG:H	2:B:97:THR:CB	17	1.82
(1,37)	1:A:104:ARG:H	2:B:97:THR:CG2	17	1.82
(1,37)	1:A:104:ARG:H	2:B:97:THR:H	17	1.82
(1,37)	1:A:104:ARG:H	2:B:97:THR:HA	17	1.82
(1,37)	1:A:104:ARG:H	2:B:97:THR:HB	17	1.82
(1,37)	1:A:104:ARG:H	2:B:97:THR:HG1	17	1.82
(1,37)	1:A:104:ARG:H	2:B:97:THR:HG21	17	1.82
(1,37)	1:A:104:ARG:H	2:B:97:THR:HG22	17	1.82
(1,37)	1:A:104:ARG:H	2:B:97:THR:HG23	17	1.82
(1,37)	1:A:104:ARG:H	2:B:97:THR:N	17	1.82
(1,37)	1:A:104:ARG:H	2:B:97:THR:O	17	1.82
(1,37)	1:A:104:ARG:H	2:B:97:THR:OG1	17	1.82
(1,37)	1:A:104:ARG:H	2:B:99:HIS:C	17	1.82
(1,37)	1:A:104:ARG:H	2:B:99:HIS:CA	17	1.82

*Continued on next page...*

*Continued from previous page...*

Key	Atom-1	Atom-2	Model ID	Violation (Å)
(1,37)	1:A:104:ARG:H	2:B:99:HIS:CB	17	1.82
(1,37)	1:A:104:ARG:H	2:B:99:HIS:CD2	17	1.82
(1,37)	1:A:104:ARG:H	2:B:99:HIS:CE1	17	1.82
(1,37)	1:A:104:ARG:H	2:B:99:HIS:CG	17	1.82
(1,37)	1:A:104:ARG:H	2:B:99:HIS:H	17	1.82
(1,37)	1:A:104:ARG:H	2:B:99:HIS:HA	17	1.82
(1,37)	1:A:104:ARG:H	2:B:99:HIS:HB2	17	1.82
(1,37)	1:A:104:ARG:H	2:B:99:HIS:HB3	17	1.82
(1,37)	1:A:104:ARG:H	2:B:99:HIS:HD1	17	1.82
(1,37)	1:A:104:ARG:H	2:B:99:HIS:HD2	17	1.82
(1,37)	1:A:104:ARG:H	2:B:99:HIS:HE1	17	1.82
(1,37)	1:A:104:ARG:H	2:B:99:HIS:HE2	17	1.82
(1,37)	1:A:104:ARG:H	2:B:99:HIS:N	17	1.82
(1,37)	1:A:104:ARG:H	2:B:99:HIS:ND1	17	1.82
(1,37)	1:A:104:ARG:H	2:B:99:HIS:NE2	17	1.82
(1,37)	1:A:104:ARG:H	2:B:99:HIS:O	17	1.82
(1,37)	1:A:104:ARG:H	2:B:101:VAL:C	17	1.82
(1,37)	1:A:104:ARG:H	2:B:101:VAL:CA	17	1.82
(1,37)	1:A:104:ARG:H	2:B:101:VAL:CB	17	1.82
(1,37)	1:A:104:ARG:H	2:B:101:VAL:CG1	17	1.82
(1,37)	1:A:104:ARG:H	2:B:101:VAL:CG2	17	1.82
(1,37)	1:A:104:ARG:H	2:B:101:VAL:H	17	1.82
(1,37)	1:A:104:ARG:H	2:B:101:VAL:HA	17	1.82
(1,37)	1:A:104:ARG:H	2:B:101:VAL:HB	17	1.82
(1,37)	1:A:104:ARG:H	2:B:101:VAL:HG11	17	1.82
(1,37)	1:A:104:ARG:H	2:B:101:VAL:HG12	17	1.82
(1,37)	1:A:104:ARG:H	2:B:101:VAL:HG13	17	1.82
(1,37)	1:A:104:ARG:H	2:B:101:VAL:HG21	17	1.82
(1,37)	1:A:104:ARG:H	2:B:101:VAL:HG22	17	1.82
(1,37)	1:A:104:ARG:H	2:B:101:VAL:HG23	17	1.82
(1,37)	1:A:104:ARG:H	2:B:101:VAL:N	17	1.82
(1,37)	1:A:104:ARG:H	2:B:101:VAL:O	17	1.82
(1,37)	1:A:104:ARG:HA	2:B:75:ILE:C	17	1.82
(1,37)	1:A:104:ARG:HA	2:B:75:ILE:CA	17	1.82
(1,37)	1:A:104:ARG:HA	2:B:75:ILE:CB	17	1.82
(1,37)	1:A:104:ARG:HA	2:B:75:ILE:CD1	17	1.82
(1,37)	1:A:104:ARG:HA	2:B:75:ILE:CG1	17	1.82
(1,37)	1:A:104:ARG:HA	2:B:75:ILE:CG2	17	1.82
(1,37)	1:A:104:ARG:HA	2:B:75:ILE:H	17	1.82
(1,37)	1:A:104:ARG:HA	2:B:75:ILE:HA	17	1.82
(1,37)	1:A:104:ARG:HA	2:B:75:ILE:HB	17	1.82
(1,37)	1:A:104:ARG:HA	2:B:75:ILE:HD11	17	1.82

*Continued on next page...*

*Continued from previous page...*

Key	Atom-1	Atom-2	Model ID	Violation (Å)
(1,37)	1:A:104:ARG:HA	2:B:75:ILE:HD12	17	1.82
(1,37)	1:A:104:ARG:HA	2:B:75:ILE:HD13	17	1.82
(1,37)	1:A:104:ARG:HA	2:B:75:ILE:HG12	17	1.82
(1,37)	1:A:104:ARG:HA	2:B:75:ILE:HG13	17	1.82
(1,37)	1:A:104:ARG:HA	2:B:75:ILE:HG21	17	1.82
(1,37)	1:A:104:ARG:HA	2:B:75:ILE:HG22	17	1.82
(1,37)	1:A:104:ARG:HA	2:B:75:ILE:HG23	17	1.82
(1,37)	1:A:104:ARG:HA	2:B:75:ILE:N	17	1.82
(1,37)	1:A:104:ARG:HA	2:B:75:ILE:O	17	1.82
(1,37)	1:A:104:ARG:HA	2:B:77:ALA:C	17	1.82
(1,37)	1:A:104:ARG:HA	2:B:77:ALA:CA	17	1.82
(1,37)	1:A:104:ARG:HA	2:B:77:ALA:CB	17	1.82
(1,37)	1:A:104:ARG:HA	2:B:77:ALA:H	17	1.82
(1,37)	1:A:104:ARG:HA	2:B:77:ALA:HA	17	1.82
(1,37)	1:A:104:ARG:HA	2:B:77:ALA:HB1	17	1.82
(1,37)	1:A:104:ARG:HA	2:B:77:ALA:HB2	17	1.82
(1,37)	1:A:104:ARG:HA	2:B:77:ALA:HB3	17	1.82
(1,37)	1:A:104:ARG:HA	2:B:77:ALA:N	17	1.82
(1,37)	1:A:104:ARG:HA	2:B:77:ALA:O	17	1.82
(1,37)	1:A:104:ARG:HA	2:B:78:GLY:C	17	1.82
(1,37)	1:A:104:ARG:HA	2:B:78:GLY:CA	17	1.82
(1,37)	1:A:104:ARG:HA	2:B:78:GLY:H	17	1.82
(1,37)	1:A:104:ARG:HA	2:B:78:GLY:HA2	17	1.82
(1,37)	1:A:104:ARG:HA	2:B:78:GLY:HA3	17	1.82
(1,37)	1:A:104:ARG:HA	2:B:78:GLY:N	17	1.82
(1,37)	1:A:104:ARG:HA	2:B:78:GLY:O	17	1.82
(1,37)	1:A:104:ARG:HA	2:B:79:LYS:C	17	1.82
(1,37)	1:A:104:ARG:HA	2:B:79:LYS:CA	17	1.82
(1,37)	1:A:104:ARG:HA	2:B:79:LYS:CB	17	1.82
(1,37)	1:A:104:ARG:HA	2:B:79:LYS:CD	17	1.82
(1,37)	1:A:104:ARG:HA	2:B:79:LYS:CE	17	1.82
(1,37)	1:A:104:ARG:HA	2:B:79:LYS:CG	17	1.82
(1,37)	1:A:104:ARG:HA	2:B:79:LYS:H	17	1.82
(1,37)	1:A:104:ARG:HA	2:B:79:LYS:HA	17	1.82
(1,37)	1:A:104:ARG:HA	2:B:79:LYS:HB2	17	1.82
(1,37)	1:A:104:ARG:HA	2:B:79:LYS:HB3	17	1.82
(1,37)	1:A:104:ARG:HA	2:B:79:LYS:HD2	17	1.82
(1,37)	1:A:104:ARG:HA	2:B:79:LYS:HD3	17	1.82
(1,37)	1:A:104:ARG:HA	2:B:79:LYS:HE2	17	1.82
(1,37)	1:A:104:ARG:HA	2:B:79:LYS:HE3	17	1.82
(1,37)	1:A:104:ARG:HA	2:B:79:LYS:HG2	17	1.82
(1,37)	1:A:104:ARG:HA	2:B:79:LYS:HG3	17	1.82

*Continued on next page...*

*Continued from previous page...*

Key	Atom-1	Atom-2	Model ID	Violation (Å)
(1,37)	1:A:104:ARG:HA	2:B:79:LYS:HZ1	17	1.82
(1,37)	1:A:104:ARG:HA	2:B:79:LYS:HZ2	17	1.82
(1,37)	1:A:104:ARG:HA	2:B:79:LYS:HZ3	17	1.82
(1,37)	1:A:104:ARG:HA	2:B:79:LYS:N	17	1.82
(1,37)	1:A:104:ARG:HA	2:B:79:LYS:NZ	17	1.82
(1,37)	1:A:104:ARG:HA	2:B:79:LYS:O	17	1.82
(1,37)	1:A:104:ARG:HA	2:B:80:ILE:C	17	1.82
(1,37)	1:A:104:ARG:HA	2:B:80:ILE:CA	17	1.82
(1,37)	1:A:104:ARG:HA	2:B:80:ILE:CB	17	1.82
(1,37)	1:A:104:ARG:HA	2:B:80:ILE:CD1	17	1.82
(1,37)	1:A:104:ARG:HA	2:B:80:ILE:CG1	17	1.82
(1,37)	1:A:104:ARG:HA	2:B:80:ILE:CG2	17	1.82
(1,37)	1:A:104:ARG:HA	2:B:80:ILE:H	17	1.82
(1,37)	1:A:104:ARG:HA	2:B:80:ILE:HA	17	1.82
(1,37)	1:A:104:ARG:HA	2:B:80:ILE:HB	17	1.82
(1,37)	1:A:104:ARG:HA	2:B:80:ILE:HD11	17	1.82
(1,37)	1:A:104:ARG:HA	2:B:80:ILE:HD12	17	1.82
(1,37)	1:A:104:ARG:HA	2:B:80:ILE:HD13	17	1.82
(1,37)	1:A:104:ARG:HA	2:B:80:ILE:HG12	17	1.82
(1,37)	1:A:104:ARG:HA	2:B:80:ILE:HG13	17	1.82
(1,37)	1:A:104:ARG:HA	2:B:80:ILE:HG21	17	1.82
(1,37)	1:A:104:ARG:HA	2:B:80:ILE:HG22	17	1.82
(1,37)	1:A:104:ARG:HA	2:B:80:ILE:HG23	17	1.82
(1,37)	1:A:104:ARG:HA	2:B:80:ILE:N	17	1.82
(1,37)	1:A:104:ARG:HA	2:B:80:ILE:O	17	1.82
(1,37)	1:A:104:ARG:HA	2:B:84:GLN:C	17	1.82
(1,37)	1:A:104:ARG:HA	2:B:84:GLN:CA	17	1.82
(1,37)	1:A:104:ARG:HA	2:B:84:GLN:CB	17	1.82
(1,37)	1:A:104:ARG:HA	2:B:84:GLN:CD	17	1.82
(1,37)	1:A:104:ARG:HA	2:B:84:GLN:CG	17	1.82
(1,37)	1:A:104:ARG:HA	2:B:84:GLN:H	17	1.82
(1,37)	1:A:104:ARG:HA	2:B:84:GLN:HA	17	1.82
(1,37)	1:A:104:ARG:HA	2:B:84:GLN:HB2	17	1.82
(1,37)	1:A:104:ARG:HA	2:B:84:GLN:HB3	17	1.82
(1,37)	1:A:104:ARG:HA	2:B:84:GLN:HE21	17	1.82
(1,37)	1:A:104:ARG:HA	2:B:84:GLN:HE22	17	1.82
(1,37)	1:A:104:ARG:HA	2:B:84:GLN:HG2	17	1.82
(1,37)	1:A:104:ARG:HA	2:B:84:GLN:HG3	17	1.82
(1,37)	1:A:104:ARG:HA	2:B:84:GLN:N	17	1.82
(1,37)	1:A:104:ARG:HA	2:B:84:GLN:NE2	17	1.82
(1,37)	1:A:104:ARG:HA	2:B:84:GLN:O	17	1.82
(1,37)	1:A:104:ARG:HA	2:B:84:GLN:OE1	17	1.82

*Continued on next page...*

*Continued from previous page...*

Key	Atom-1	Atom-2	Model ID	Violation (Å)
(1,37)	1:A:104:ARG:HA	2:B:97:THR:C	17	1.82
(1,37)	1:A:104:ARG:HA	2:B:97:THR:CA	17	1.82
(1,37)	1:A:104:ARG:HA	2:B:97:THR:CB	17	1.82
(1,37)	1:A:104:ARG:HA	2:B:97:THR:CG2	17	1.82
(1,37)	1:A:104:ARG:HA	2:B:97:THR:H	17	1.82
(1,37)	1:A:104:ARG:HA	2:B:97:THR:HA	17	1.82
(1,37)	1:A:104:ARG:HA	2:B:97:THR:HB	17	1.82
(1,37)	1:A:104:ARG:HA	2:B:97:THR:HG1	17	1.82
(1,37)	1:A:104:ARG:HA	2:B:97:THR:HG21	17	1.82
(1,37)	1:A:104:ARG:HA	2:B:97:THR:HG22	17	1.82
(1,37)	1:A:104:ARG:HA	2:B:97:THR:HG23	17	1.82
(1,37)	1:A:104:ARG:HA	2:B:97:THR:N	17	1.82
(1,37)	1:A:104:ARG:HA	2:B:97:THR:O	17	1.82
(1,37)	1:A:104:ARG:HA	2:B:97:THR:OG1	17	1.82
(1,37)	1:A:104:ARG:HA	2:B:99:HIS:C	17	1.82
(1,37)	1:A:104:ARG:HA	2:B:99:HIS:CA	17	1.82
(1,37)	1:A:104:ARG:HA	2:B:99:HIS:CB	17	1.82
(1,37)	1:A:104:ARG:HA	2:B:99:HIS:CD2	17	1.82
(1,37)	1:A:104:ARG:HA	2:B:99:HIS:CE1	17	1.82
(1,37)	1:A:104:ARG:HA	2:B:99:HIS:CG	17	1.82
(1,37)	1:A:104:ARG:HA	2:B:99:HIS:H	17	1.82
(1,37)	1:A:104:ARG:HA	2:B:99:HIS:HA	17	1.82
(1,37)	1:A:104:ARG:HA	2:B:99:HIS:HB2	17	1.82
(1,37)	1:A:104:ARG:HA	2:B:99:HIS:HB3	17	1.82
(1,37)	1:A:104:ARG:HA	2:B:99:HIS:HD1	17	1.82
(1,37)	1:A:104:ARG:HA	2:B:99:HIS:HD2	17	1.82
(1,37)	1:A:104:ARG:HA	2:B:99:HIS:HE1	17	1.82
(1,37)	1:A:104:ARG:HA	2:B:99:HIS:HE2	17	1.82
(1,37)	1:A:104:ARG:HA	2:B:99:HIS:N	17	1.82
(1,37)	1:A:104:ARG:HA	2:B:99:HIS:ND1	17	1.82
(1,37)	1:A:104:ARG:HA	2:B:99:HIS:NE2	17	1.82
(1,37)	1:A:104:ARG:HA	2:B:99:HIS:O	17	1.82
(1,37)	1:A:104:ARG:HA	2:B:101:VAL:C	17	1.82
(1,37)	1:A:104:ARG:HA	2:B:101:VAL:CA	17	1.82
(1,37)	1:A:104:ARG:HA	2:B:101:VAL:CB	17	1.82
(1,37)	1:A:104:ARG:HA	2:B:101:VAL:CG1	17	1.82
(1,37)	1:A:104:ARG:HA	2:B:101:VAL:CG2	17	1.82
(1,37)	1:A:104:ARG:HA	2:B:101:VAL:H	17	1.82
(1,37)	1:A:104:ARG:HA	2:B:101:VAL:HA	17	1.82
(1,37)	1:A:104:ARG:HA	2:B:101:VAL:HB	17	1.82
(1,37)	1:A:104:ARG:HA	2:B:101:VAL:HG11	17	1.82
(1,37)	1:A:104:ARG:HA	2:B:101:VAL:HG12	17	1.82

*Continued on next page...*



*Continued from previous page...*

Key	Atom-1	Atom-2	Model ID	Violation (Å)
(1,37)	1:A:104:ARG:HA	2:B:101:VAL:HG13	17	1.82
(1,37)	1:A:104:ARG:HA	2:B:101:VAL:HG21	17	1.82
(1,37)	1:A:104:ARG:HA	2:B:101:VAL:HG22	17	1.82
(1,37)	1:A:104:ARG:HA	2:B:101:VAL:HG23	17	1.82
(1,37)	1:A:104:ARG:HA	2:B:101:VAL:N	17	1.82
(1,37)	1:A:104:ARG:HA	2:B:101:VAL:O	17	1.82
(1,37)	1:A:104:ARG:HB2	2:B:75:ILE:C	17	1.82
(1,37)	1:A:104:ARG:HB2	2:B:75:ILE:CA	17	1.82
(1,37)	1:A:104:ARG:HB2	2:B:75:ILE:CB	17	1.82
(1,37)	1:A:104:ARG:HB2	2:B:75:ILE:CD1	17	1.82
(1,37)	1:A:104:ARG:HB2	2:B:75:ILE:CG1	17	1.82
(1,37)	1:A:104:ARG:HB2	2:B:75:ILE:CG2	17	1.82
(1,37)	1:A:104:ARG:HB2	2:B:75:ILE:H	17	1.82
(1,37)	1:A:104:ARG:HB2	2:B:75:ILE:HA	17	1.82
(1,37)	1:A:104:ARG:HB2	2:B:75:ILE:HB	17	1.82
(1,37)	1:A:104:ARG:HB2	2:B:75:ILE:HD11	17	1.82
(1,37)	1:A:104:ARG:HB2	2:B:75:ILE:HD12	17	1.82
(1,37)	1:A:104:ARG:HB2	2:B:75:ILE:HD13	17	1.82
(1,37)	1:A:104:ARG:HB2	2:B:75:ILE:HG12	17	1.82
(1,37)	1:A:104:ARG:HB2	2:B:75:ILE:HG13	17	1.82
(1,37)	1:A:104:ARG:HB2	2:B:75:ILE:HG21	17	1.82
(1,37)	1:A:104:ARG:HB2	2:B:75:ILE:HG22	17	1.82
(1,37)	1:A:104:ARG:HB2	2:B:75:ILE:HG23	17	1.82
(1,37)	1:A:104:ARG:HB2	2:B:75:ILE:N	17	1.82
(1,37)	1:A:104:ARG:HB2	2:B:75:ILE:O	17	1.82
(1,37)	1:A:104:ARG:HB2	2:B:77:ALA:C	17	1.82
(1,37)	1:A:104:ARG:HB2	2:B:77:ALA:CA	17	1.82
(1,37)	1:A:104:ARG:HB2	2:B:77:ALA:CB	17	1.82
(1,37)	1:A:104:ARG:HB2	2:B:77:ALA:H	17	1.82
(1,37)	1:A:104:ARG:HB2	2:B:77:ALA:HA	17	1.82
(1,37)	1:A:104:ARG:HB2	2:B:77:ALA:HB1	17	1.82
(1,37)	1:A:104:ARG:HB2	2:B:77:ALA:HB2	17	1.82
(1,37)	1:A:104:ARG:HB2	2:B:77:ALA:HB3	17	1.82
(1,37)	1:A:104:ARG:HB2	2:B:77:ALA:N	17	1.82
(1,37)	1:A:104:ARG:HB2	2:B:77:ALA:O	17	1.82
(1,37)	1:A:104:ARG:HB2	2:B:78:GLY:C	17	1.82
(1,37)	1:A:104:ARG:HB2	2:B:78:GLY:CA	17	1.82
(1,37)	1:A:104:ARG:HB2	2:B:78:GLY:H	17	1.82
(1,37)	1:A:104:ARG:HB2	2:B:78:GLY:HA2	17	1.82
(1,37)	1:A:104:ARG:HB2	2:B:78:GLY:HA3	17	1.82
(1,37)	1:A:104:ARG:HB2	2:B:78:GLY:N	17	1.82
(1,37)	1:A:104:ARG:HB2	2:B:78:GLY:O	17	1.82

*Continued on next page...*

*Continued from previous page...*

Key	Atom-1	Atom-2	Model ID	Violation (Å)
(1,37)	1:A:104:ARG:HB2	2:B:79:LYS:C	17	1.82
(1,37)	1:A:104:ARG:HB2	2:B:79:LYS:CA	17	1.82
(1,37)	1:A:104:ARG:HB2	2:B:79:LYS:CB	17	1.82
(1,37)	1:A:104:ARG:HB2	2:B:79:LYS:CD	17	1.82
(1,37)	1:A:104:ARG:HB2	2:B:79:LYS:CE	17	1.82
(1,37)	1:A:104:ARG:HB2	2:B:79:LYS:CG	17	1.82
(1,37)	1:A:104:ARG:HB2	2:B:79:LYS:H	17	1.82
(1,37)	1:A:104:ARG:HB2	2:B:79:LYS:HA	17	1.82
(1,37)	1:A:104:ARG:HB2	2:B:79:LYS:HB2	17	1.82
(1,37)	1:A:104:ARG:HB2	2:B:79:LYS:HB3	17	1.82
(1,37)	1:A:104:ARG:HB2	2:B:79:LYS:HD2	17	1.82
(1,37)	1:A:104:ARG:HB2	2:B:79:LYS:HD3	17	1.82
(1,37)	1:A:104:ARG:HB2	2:B:79:LYS:HE2	17	1.82
(1,37)	1:A:104:ARG:HB2	2:B:79:LYS:HE3	17	1.82
(1,37)	1:A:104:ARG:HB2	2:B:79:LYS:HG2	17	1.82
(1,37)	1:A:104:ARG:HB2	2:B:79:LYS:HG3	17	1.82
(1,37)	1:A:104:ARG:HB2	2:B:79:LYS:HZ1	17	1.82
(1,37)	1:A:104:ARG:HB2	2:B:79:LYS:HZ2	17	1.82
(1,37)	1:A:104:ARG:HB2	2:B:79:LYS:HZ3	17	1.82
(1,37)	1:A:104:ARG:HB2	2:B:79:LYS:N	17	1.82
(1,37)	1:A:104:ARG:HB2	2:B:79:LYS:NZ	17	1.82
(1,37)	1:A:104:ARG:HB2	2:B:79:LYS:O	17	1.82
(1,37)	1:A:104:ARG:HB2	2:B:80:ILE:C	17	1.82
(1,37)	1:A:104:ARG:HB2	2:B:80:ILE:CA	17	1.82
(1,37)	1:A:104:ARG:HB2	2:B:80:ILE:CB	17	1.82
(1,37)	1:A:104:ARG:HB2	2:B:80:ILE:CD1	17	1.82
(1,37)	1:A:104:ARG:HB2	2:B:80:ILE:CG1	17	1.82
(1,37)	1:A:104:ARG:HB2	2:B:80:ILE:CG2	17	1.82
(1,37)	1:A:104:ARG:HB2	2:B:80:ILE:H	17	1.82
(1,37)	1:A:104:ARG:HB2	2:B:80:ILE:HA	17	1.82
(1,37)	1:A:104:ARG:HB2	2:B:80:ILE:HB	17	1.82
(1,37)	1:A:104:ARG:HB2	2:B:80:ILE:HD11	17	1.82
(1,37)	1:A:104:ARG:HB2	2:B:80:ILE:HD12	17	1.82
(1,37)	1:A:104:ARG:HB2	2:B:80:ILE:HD13	17	1.82
(1,37)	1:A:104:ARG:HB2	2:B:80:ILE:HG12	17	1.82
(1,37)	1:A:104:ARG:HB2	2:B:80:ILE:HG13	17	1.82
(1,37)	1:A:104:ARG:HB2	2:B:80:ILE:HG21	17	1.82
(1,37)	1:A:104:ARG:HB2	2:B:80:ILE:HG22	17	1.82
(1,37)	1:A:104:ARG:HB2	2:B:80:ILE:HG23	17	1.82
(1,37)	1:A:104:ARG:HB2	2:B:80:ILE:N	17	1.82
(1,37)	1:A:104:ARG:HB2	2:B:80:ILE:O	17	1.82
(1,37)	1:A:104:ARG:HB2	2:B:84:GLN:C	17	1.82

*Continued on next page...*

*Continued from previous page...*

Key	Atom-1	Atom-2	Model ID	Violation (Å)
(1,37)	1:A:104:ARG:HB2	2:B:84:GLN:CA	17	1.82
(1,37)	1:A:104:ARG:HB2	2:B:84:GLN:CB	17	1.82
(1,37)	1:A:104:ARG:HB2	2:B:84:GLN:CD	17	1.82
(1,37)	1:A:104:ARG:HB2	2:B:84:GLN:CG	17	1.82
(1,37)	1:A:104:ARG:HB2	2:B:84:GLN:H	17	1.82
(1,37)	1:A:104:ARG:HB2	2:B:84:GLN:HA	17	1.82
(1,37)	1:A:104:ARG:HB2	2:B:84:GLN:HB2	17	1.82
(1,37)	1:A:104:ARG:HB2	2:B:84:GLN:HB3	17	1.82
(1,37)	1:A:104:ARG:HB2	2:B:84:GLN:HE21	17	1.82
(1,37)	1:A:104:ARG:HB2	2:B:84:GLN:HE22	17	1.82
(1,37)	1:A:104:ARG:HB2	2:B:84:GLN:HG2	17	1.82
(1,37)	1:A:104:ARG:HB2	2:B:84:GLN:HG3	17	1.82
(1,37)	1:A:104:ARG:HB2	2:B:84:GLN:N	17	1.82
(1,37)	1:A:104:ARG:HB2	2:B:84:GLN:NE2	17	1.82
(1,37)	1:A:104:ARG:HB2	2:B:84:GLN:O	17	1.82
(1,37)	1:A:104:ARG:HB2	2:B:84:GLN:OE1	17	1.82
(1,37)	1:A:104:ARG:HB2	2:B:97:THR:C	17	1.82
(1,37)	1:A:104:ARG:HB2	2:B:97:THR:CA	17	1.82
(1,37)	1:A:104:ARG:HB2	2:B:97:THR:CB	17	1.82
(1,37)	1:A:104:ARG:HB2	2:B:97:THR:CG2	17	1.82
(1,37)	1:A:104:ARG:HB2	2:B:97:THR:H	17	1.82
(1,37)	1:A:104:ARG:HB2	2:B:97:THR:HA	17	1.82
(1,37)	1:A:104:ARG:HB2	2:B:97:THR:HB	17	1.82
(1,37)	1:A:104:ARG:HB2	2:B:97:THR:HG1	17	1.82
(1,37)	1:A:104:ARG:HB2	2:B:97:THR:HG21	17	1.82
(1,37)	1:A:104:ARG:HB2	2:B:97:THR:HG22	17	1.82
(1,37)	1:A:104:ARG:HB2	2:B:97:THR:HG23	17	1.82
(1,37)	1:A:104:ARG:HB2	2:B:97:THR:N	17	1.82
(1,37)	1:A:104:ARG:HB2	2:B:97:THR:O	17	1.82
(1,37)	1:A:104:ARG:HB2	2:B:97:THR:OG1	17	1.82
(1,37)	1:A:104:ARG:HB2	2:B:99:HIS:C	17	1.82
(1,37)	1:A:104:ARG:HB2	2:B:99:HIS:CA	17	1.82
(1,37)	1:A:104:ARG:HB2	2:B:99:HIS:CB	17	1.82
(1,37)	1:A:104:ARG:HB2	2:B:99:HIS:CD2	17	1.82
(1,37)	1:A:104:ARG:HB2	2:B:99:HIS:CE1	17	1.82
(1,37)	1:A:104:ARG:HB2	2:B:99:HIS:CG	17	1.82
(1,37)	1:A:104:ARG:HB2	2:B:99:HIS:H	17	1.82
(1,37)	1:A:104:ARG:HB2	2:B:99:HIS:HA	17	1.82
(1,37)	1:A:104:ARG:HB2	2:B:99:HIS:HB2	17	1.82
(1,37)	1:A:104:ARG:HB2	2:B:99:HIS:HB3	17	1.82
(1,37)	1:A:104:ARG:HB2	2:B:99:HIS:HD1	17	1.82
(1,37)	1:A:104:ARG:HB2	2:B:99:HIS:HD2	17	1.82

*Continued on next page...*

*Continued from previous page...*

Key	Atom-1	Atom-2	Model ID	Violation (Å)
(1,37)	1:A:104:ARG:HB2	2:B:99:HIS:HE1	17	1.82
(1,37)	1:A:104:ARG:HB2	2:B:99:HIS:HE2	17	1.82
(1,37)	1:A:104:ARG:HB2	2:B:99:HIS:N	17	1.82
(1,37)	1:A:104:ARG:HB2	2:B:99:HIS:ND1	17	1.82
(1,37)	1:A:104:ARG:HB2	2:B:99:HIS:NE2	17	1.82
(1,37)	1:A:104:ARG:HB2	2:B:99:HIS:O	17	1.82
(1,37)	1:A:104:ARG:HB2	2:B:101:VAL:C	17	1.82
(1,37)	1:A:104:ARG:HB2	2:B:101:VAL:CA	17	1.82
(1,37)	1:A:104:ARG:HB2	2:B:101:VAL:CB	17	1.82
(1,37)	1:A:104:ARG:HB2	2:B:101:VAL:CG1	17	1.82
(1,37)	1:A:104:ARG:HB2	2:B:101:VAL:CG2	17	1.82
(1,37)	1:A:104:ARG:HB2	2:B:101:VAL:H	17	1.82
(1,37)	1:A:104:ARG:HB2	2:B:101:VAL:HA	17	1.82
(1,37)	1:A:104:ARG:HB2	2:B:101:VAL:HB	17	1.82
(1,37)	1:A:104:ARG:HB2	2:B:101:VAL:HG11	17	1.82
(1,37)	1:A:104:ARG:HB2	2:B:101:VAL:HG12	17	1.82
(1,37)	1:A:104:ARG:HB2	2:B:101:VAL:HG13	17	1.82
(1,37)	1:A:104:ARG:HB2	2:B:101:VAL:HG21	17	1.82
(1,37)	1:A:104:ARG:HB2	2:B:101:VAL:HG22	17	1.82
(1,37)	1:A:104:ARG:HB2	2:B:101:VAL:HG23	17	1.82
(1,37)	1:A:104:ARG:HB2	2:B:101:VAL:N	17	1.82
(1,37)	1:A:104:ARG:HB2	2:B:101:VAL:O	17	1.82
(1,37)	1:A:104:ARG:HB3	2:B:75:ILE:C	17	1.82
(1,37)	1:A:104:ARG:HB3	2:B:75:ILE:CA	17	1.82
(1,37)	1:A:104:ARG:HB3	2:B:75:ILE:CB	17	1.82
(1,37)	1:A:104:ARG:HB3	2:B:75:ILE:CD1	17	1.82
(1,37)	1:A:104:ARG:HB3	2:B:75:ILE:CG1	17	1.82
(1,37)	1:A:104:ARG:HB3	2:B:75:ILE:CG2	17	1.82
(1,37)	1:A:104:ARG:HB3	2:B:75:ILE:H	17	1.82
(1,37)	1:A:104:ARG:HB3	2:B:75:ILE:HA	17	1.82
(1,37)	1:A:104:ARG:HB3	2:B:75:ILE:HB	17	1.82
(1,37)	1:A:104:ARG:HB3	2:B:75:ILE:HD11	17	1.82
(1,37)	1:A:104:ARG:HB3	2:B:75:ILE:HD12	17	1.82
(1,37)	1:A:104:ARG:HB3	2:B:75:ILE:HD13	17	1.82
(1,37)	1:A:104:ARG:HB3	2:B:75:ILE:HG12	17	1.82
(1,37)	1:A:104:ARG:HB3	2:B:75:ILE:HG13	17	1.82
(1,37)	1:A:104:ARG:HB3	2:B:75:ILE:HG21	17	1.82
(1,37)	1:A:104:ARG:HB3	2:B:75:ILE:HG22	17	1.82
(1,37)	1:A:104:ARG:HB3	2:B:75:ILE:HG23	17	1.82
(1,37)	1:A:104:ARG:HB3	2:B:75:ILE:N	17	1.82
(1,37)	1:A:104:ARG:HB3	2:B:75:ILE:O	17	1.82
(1,37)	1:A:104:ARG:HB3	2:B:77:ALA:C	17	1.82

*Continued on next page...*

*Continued from previous page...*

Key	Atom-1	Atom-2	Model ID	Violation (Å)
(1,37)	1:A:104:ARG:HB3	2:B:77:ALA:CA	17	1.82
(1,37)	1:A:104:ARG:HB3	2:B:77:ALA:CB	17	1.82
(1,37)	1:A:104:ARG:HB3	2:B:77:ALA:H	17	1.82
(1,37)	1:A:104:ARG:HB3	2:B:77:ALA:HA	17	1.82
(1,37)	1:A:104:ARG:HB3	2:B:77:ALA:HB1	17	1.82
(1,37)	1:A:104:ARG:HB3	2:B:77:ALA:HB2	17	1.82
(1,37)	1:A:104:ARG:HB3	2:B:77:ALA:HB3	17	1.82
(1,37)	1:A:104:ARG:HB3	2:B:77:ALA:N	17	1.82
(1,37)	1:A:104:ARG:HB3	2:B:77:ALA:O	17	1.82
(1,37)	1:A:104:ARG:HB3	2:B:78:GLY:C	17	1.82
(1,37)	1:A:104:ARG:HB3	2:B:78:GLY:CA	17	1.82
(1,37)	1:A:104:ARG:HB3	2:B:78:GLY:H	17	1.82
(1,37)	1:A:104:ARG:HB3	2:B:78:GLY:HA2	17	1.82
(1,37)	1:A:104:ARG:HB3	2:B:78:GLY:HA3	17	1.82
(1,37)	1:A:104:ARG:HB3	2:B:78:GLY:N	17	1.82
(1,37)	1:A:104:ARG:HB3	2:B:78:GLY:O	17	1.82
(1,37)	1:A:104:ARG:HB3	2:B:79:LYS:C	17	1.82
(1,37)	1:A:104:ARG:HB3	2:B:79:LYS:CA	17	1.82
(1,37)	1:A:104:ARG:HB3	2:B:79:LYS:CB	17	1.82
(1,37)	1:A:104:ARG:HB3	2:B:79:LYS:CD	17	1.82
(1,37)	1:A:104:ARG:HB3	2:B:79:LYS:CE	17	1.82
(1,37)	1:A:104:ARG:HB3	2:B:79:LYS:CG	17	1.82
(1,37)	1:A:104:ARG:HB3	2:B:79:LYS:H	17	1.82
(1,37)	1:A:104:ARG:HB3	2:B:79:LYS:HA	17	1.82
(1,37)	1:A:104:ARG:HB3	2:B:79:LYS:HB2	17	1.82
(1,37)	1:A:104:ARG:HB3	2:B:79:LYS:HB3	17	1.82
(1,37)	1:A:104:ARG:HB3	2:B:79:LYS:HD2	17	1.82
(1,37)	1:A:104:ARG:HB3	2:B:79:LYS:HD3	17	1.82
(1,37)	1:A:104:ARG:HB3	2:B:79:LYS:HE2	17	1.82
(1,37)	1:A:104:ARG:HB3	2:B:79:LYS:HE3	17	1.82
(1,37)	1:A:104:ARG:HB3	2:B:79:LYS:HG2	17	1.82
(1,37)	1:A:104:ARG:HB3	2:B:79:LYS:HG3	17	1.82
(1,37)	1:A:104:ARG:HB3	2:B:79:LYS:HZ1	17	1.82
(1,37)	1:A:104:ARG:HB3	2:B:79:LYS:HZ2	17	1.82
(1,37)	1:A:104:ARG:HB3	2:B:79:LYS:HZ3	17	1.82
(1,37)	1:A:104:ARG:HB3	2:B:79:LYS:N	17	1.82
(1,37)	1:A:104:ARG:HB3	2:B:79:LYS:NZ	17	1.82
(1,37)	1:A:104:ARG:HB3	2:B:79:LYS:O	17	1.82
(1,37)	1:A:104:ARG:HB3	2:B:80:ILE:C	17	1.82
(1,37)	1:A:104:ARG:HB3	2:B:80:ILE:CA	17	1.82
(1,37)	1:A:104:ARG:HB3	2:B:80:ILE:CB	17	1.82
(1,37)	1:A:104:ARG:HB3	2:B:80:ILE:CD1	17	1.82

*Continued on next page...*

*Continued from previous page...*

Key	Atom-1	Atom-2	Model ID	Violation (Å)
(1,37)	1:A:104:ARG:HB3	2:B:80:ILE:CG1	17	1.82
(1,37)	1:A:104:ARG:HB3	2:B:80:ILE:CG2	17	1.82
(1,37)	1:A:104:ARG:HB3	2:B:80:ILE:H	17	1.82
(1,37)	1:A:104:ARG:HB3	2:B:80:ILE:HA	17	1.82
(1,37)	1:A:104:ARG:HB3	2:B:80:ILE:HB	17	1.82
(1,37)	1:A:104:ARG:HB3	2:B:80:ILE:HD11	17	1.82
(1,37)	1:A:104:ARG:HB3	2:B:80:ILE:HD12	17	1.82
(1,37)	1:A:104:ARG:HB3	2:B:80:ILE:HD13	17	1.82
(1,37)	1:A:104:ARG:HB3	2:B:80:ILE:HG12	17	1.82
(1,37)	1:A:104:ARG:HB3	2:B:80:ILE:HG13	17	1.82
(1,37)	1:A:104:ARG:HB3	2:B:80:ILE:HG21	17	1.82
(1,37)	1:A:104:ARG:HB3	2:B:80:ILE:HG22	17	1.82
(1,37)	1:A:104:ARG:HB3	2:B:80:ILE:HG23	17	1.82
(1,37)	1:A:104:ARG:HB3	2:B:80:ILE:N	17	1.82
(1,37)	1:A:104:ARG:HB3	2:B:80:ILE:O	17	1.82
(1,37)	1:A:104:ARG:HB3	2:B:84:GLN:C	17	1.82
(1,37)	1:A:104:ARG:HB3	2:B:84:GLN:CA	17	1.82
(1,37)	1:A:104:ARG:HB3	2:B:84:GLN:CB	17	1.82
(1,37)	1:A:104:ARG:HB3	2:B:84:GLN:CD	17	1.82
(1,37)	1:A:104:ARG:HB3	2:B:84:GLN:CG	17	1.82
(1,37)	1:A:104:ARG:HB3	2:B:84:GLN:H	17	1.82
(1,37)	1:A:104:ARG:HB3	2:B:84:GLN:HA	17	1.82
(1,37)	1:A:104:ARG:HB3	2:B:84:GLN:HB2	17	1.82
(1,37)	1:A:104:ARG:HB3	2:B:84:GLN:HB3	17	1.82
(1,37)	1:A:104:ARG:HB3	2:B:84:GLN:HE21	17	1.82
(1,37)	1:A:104:ARG:HB3	2:B:84:GLN:HE22	17	1.82
(1,37)	1:A:104:ARG:HB3	2:B:84:GLN:HG2	17	1.82
(1,37)	1:A:104:ARG:HB3	2:B:84:GLN:HG3	17	1.82
(1,37)	1:A:104:ARG:HB3	2:B:84:GLN:N	17	1.82
(1,37)	1:A:104:ARG:HB3	2:B:84:GLN:NE2	17	1.82
(1,37)	1:A:104:ARG:HB3	2:B:84:GLN:O	17	1.82
(1,37)	1:A:104:ARG:HB3	2:B:84:GLN:OE1	17	1.82
(1,37)	1:A:104:ARG:HB3	2:B:97:THR:C	17	1.82
(1,37)	1:A:104:ARG:HB3	2:B:97:THR:CA	17	1.82
(1,37)	1:A:104:ARG:HB3	2:B:97:THR:CB	17	1.82
(1,37)	1:A:104:ARG:HB3	2:B:97:THR:CG2	17	1.82
(1,37)	1:A:104:ARG:HB3	2:B:97:THR:H	17	1.82
(1,37)	1:A:104:ARG:HB3	2:B:97:THR:HA	17	1.82
(1,37)	1:A:104:ARG:HB3	2:B:97:THR:HB	17	1.82
(1,37)	1:A:104:ARG:HB3	2:B:97:THR:HG1	17	1.82
(1,37)	1:A:104:ARG:HB3	2:B:97:THR:HG21	17	1.82
(1,37)	1:A:104:ARG:HB3	2:B:97:THR:HG22	17	1.82

*Continued on next page...*

*Continued from previous page...*

Key	Atom-1	Atom-2	Model ID	Violation (Å)
(1,37)	1:A:104:ARG:HB3	2:B:97:THR:HG23	17	1.82
(1,37)	1:A:104:ARG:HB3	2:B:97:THR:N	17	1.82
(1,37)	1:A:104:ARG:HB3	2:B:97:THR:O	17	1.82
(1,37)	1:A:104:ARG:HB3	2:B:97:THR:OG1	17	1.82
(1,37)	1:A:104:ARG:HB3	2:B:99:HIS:C	17	1.82
(1,37)	1:A:104:ARG:HB3	2:B:99:HIS:CA	17	1.82
(1,37)	1:A:104:ARG:HB3	2:B:99:HIS:CB	17	1.82
(1,37)	1:A:104:ARG:HB3	2:B:99:HIS:CD2	17	1.82
(1,37)	1:A:104:ARG:HB3	2:B:99:HIS:CE1	17	1.82
(1,37)	1:A:104:ARG:HB3	2:B:99:HIS:CG	17	1.82
(1,37)	1:A:104:ARG:HB3	2:B:99:HIS:H	17	1.82
(1,37)	1:A:104:ARG:HB3	2:B:99:HIS:HA	17	1.82
(1,37)	1:A:104:ARG:HB3	2:B:99:HIS:HB2	17	1.82
(1,37)	1:A:104:ARG:HB3	2:B:99:HIS:HB3	17	1.82
(1,37)	1:A:104:ARG:HB3	2:B:99:HIS:HD1	17	1.82
(1,37)	1:A:104:ARG:HB3	2:B:99:HIS:HD2	17	1.82
(1,37)	1:A:104:ARG:HB3	2:B:99:HIS:HE1	17	1.82
(1,37)	1:A:104:ARG:HB3	2:B:99:HIS:HE2	17	1.82
(1,37)	1:A:104:ARG:HB3	2:B:99:HIS:N	17	1.82
(1,37)	1:A:104:ARG:HB3	2:B:99:HIS:ND1	17	1.82
(1,37)	1:A:104:ARG:HB3	2:B:99:HIS:NE2	17	1.82
(1,37)	1:A:104:ARG:HB3	2:B:99:HIS:O	17	1.82
(1,37)	1:A:104:ARG:HB3	2:B:101:VAL:C	17	1.82
(1,37)	1:A:104:ARG:HB3	2:B:101:VAL:CA	17	1.82
(1,37)	1:A:104:ARG:HB3	2:B:101:VAL:CB	17	1.82
(1,37)	1:A:104:ARG:HB3	2:B:101:VAL:CG1	17	1.82
(1,37)	1:A:104:ARG:HB3	2:B:101:VAL:CG2	17	1.82
(1,37)	1:A:104:ARG:HB3	2:B:101:VAL:H	17	1.82
(1,37)	1:A:104:ARG:HB3	2:B:101:VAL:HA	17	1.82
(1,37)	1:A:104:ARG:HB3	2:B:101:VAL:HB	17	1.82
(1,37)	1:A:104:ARG:HB3	2:B:101:VAL:HG11	17	1.82
(1,37)	1:A:104:ARG:HB3	2:B:101:VAL:HG12	17	1.82
(1,37)	1:A:104:ARG:HB3	2:B:101:VAL:HG13	17	1.82
(1,37)	1:A:104:ARG:HB3	2:B:101:VAL:HG21	17	1.82
(1,37)	1:A:104:ARG:HB3	2:B:101:VAL:HG22	17	1.82
(1,37)	1:A:104:ARG:HB3	2:B:101:VAL:HG23	17	1.82
(1,37)	1:A:104:ARG:HB3	2:B:101:VAL:N	17	1.82
(1,37)	1:A:104:ARG:HB3	2:B:101:VAL:O	17	1.82
(1,37)	1:A:104:ARG:HD2	2:B:75:ILE:C	17	1.82
(1,37)	1:A:104:ARG:HD2	2:B:75:ILE:CA	17	1.82
(1,37)	1:A:104:ARG:HD2	2:B:75:ILE:CB	17	1.82
(1,37)	1:A:104:ARG:HD2	2:B:75:ILE:CD1	17	1.82

*Continued on next page...*

*Continued from previous page...*

Key	Atom-1	Atom-2	Model ID	Violation (Å)
(1,37)	1:A:104:ARG:HD2	2:B:75:ILE:CG1	17	1.82
(1,37)	1:A:104:ARG:HD2	2:B:75:ILE:CG2	17	1.82
(1,37)	1:A:104:ARG:HD2	2:B:75:ILE:H	17	1.82
(1,37)	1:A:104:ARG:HD2	2:B:75:ILE:HA	17	1.82
(1,37)	1:A:104:ARG:HD2	2:B:75:ILE:HB	17	1.82
(1,37)	1:A:104:ARG:HD2	2:B:75:ILE:HD11	17	1.82
(1,37)	1:A:104:ARG:HD2	2:B:75:ILE:HD12	17	1.82
(1,37)	1:A:104:ARG:HD2	2:B:75:ILE:HD13	17	1.82
(1,37)	1:A:104:ARG:HD2	2:B:75:ILE:HG12	17	1.82
(1,37)	1:A:104:ARG:HD2	2:B:75:ILE:HG13	17	1.82
(1,37)	1:A:104:ARG:HD2	2:B:75:ILE:HG21	17	1.82
(1,37)	1:A:104:ARG:HD2	2:B:75:ILE:HG22	17	1.82
(1,37)	1:A:104:ARG:HD2	2:B:75:ILE:HG23	17	1.82
(1,37)	1:A:104:ARG:HD2	2:B:75:ILE:N	17	1.82
(1,37)	1:A:104:ARG:HD2	2:B:75:ILE:O	17	1.82
(1,37)	1:A:104:ARG:HD2	2:B:77:ALA:C	17	1.82
(1,37)	1:A:104:ARG:HD2	2:B:77:ALA:CA	17	1.82
(1,37)	1:A:104:ARG:HD2	2:B:77:ALA:CB	17	1.82
(1,37)	1:A:104:ARG:HD2	2:B:77:ALA:H	17	1.82
(1,37)	1:A:104:ARG:HD2	2:B:77:ALA:HA	17	1.82
(1,37)	1:A:104:ARG:HD2	2:B:77:ALA:HB1	17	1.82
(1,37)	1:A:104:ARG:HD2	2:B:77:ALA:HB2	17	1.82
(1,37)	1:A:104:ARG:HD2	2:B:77:ALA:HB3	17	1.82
(1,37)	1:A:104:ARG:HD2	2:B:77:ALA:N	17	1.82
(1,37)	1:A:104:ARG:HD2	2:B:77:ALA:O	17	1.82
(1,37)	1:A:104:ARG:HD2	2:B:78:GLY:C	17	1.82
(1,37)	1:A:104:ARG:HD2	2:B:78:GLY:CA	17	1.82
(1,37)	1:A:104:ARG:HD2	2:B:78:GLY:H	17	1.82
(1,37)	1:A:104:ARG:HD2	2:B:78:GLY:HA2	17	1.82
(1,37)	1:A:104:ARG:HD2	2:B:78:GLY:HA3	17	1.82
(1,37)	1:A:104:ARG:HD2	2:B:78:GLY:N	17	1.82
(1,37)	1:A:104:ARG:HD2	2:B:78:GLY:O	17	1.82
(1,37)	1:A:104:ARG:HD2	2:B:79:LYS:C	17	1.82
(1,37)	1:A:104:ARG:HD2	2:B:79:LYS:CA	17	1.82
(1,37)	1:A:104:ARG:HD2	2:B:79:LYS:CB	17	1.82
(1,37)	1:A:104:ARG:HD2	2:B:79:LYS:CD	17	1.82
(1,37)	1:A:104:ARG:HD2	2:B:79:LYS:CE	17	1.82
(1,37)	1:A:104:ARG:HD2	2:B:79:LYS:CG	17	1.82
(1,37)	1:A:104:ARG:HD2	2:B:79:LYS:H	17	1.82
(1,37)	1:A:104:ARG:HD2	2:B:79:LYS:HA	17	1.82
(1,37)	1:A:104:ARG:HD2	2:B:79:LYS:HB2	17	1.82
(1,37)	1:A:104:ARG:HD2	2:B:79:LYS:HB3	17	1.82

*Continued on next page...*



*Continued from previous page...*

Key	Atom-1	Atom-2	Model ID	Violation (Å)
(1,37)	1:A:104:ARG:HD2	2:B:79:LYS:HD2	17	1.82
(1,37)	1:A:104:ARG:HD2	2:B:79:LYS:HD3	17	1.82
(1,37)	1:A:104:ARG:HD2	2:B:79:LYS:HE2	17	1.82
(1,37)	1:A:104:ARG:HD2	2:B:79:LYS:HE3	17	1.82
(1,37)	1:A:104:ARG:HD2	2:B:79:LYS:HG2	17	1.82
(1,37)	1:A:104:ARG:HD2	2:B:79:LYS:HG3	17	1.82
(1,37)	1:A:104:ARG:HD2	2:B:79:LYS:HZ1	17	1.82
(1,37)	1:A:104:ARG:HD2	2:B:79:LYS:HZ2	17	1.82
(1,37)	1:A:104:ARG:HD2	2:B:79:LYS:HZ3	17	1.82
(1,37)	1:A:104:ARG:HD2	2:B:79:LYS:N	17	1.82
(1,37)	1:A:104:ARG:HD2	2:B:79:LYS:NZ	17	1.82
(1,37)	1:A:104:ARG:HD2	2:B:79:LYS:O	17	1.82
(1,37)	1:A:104:ARG:HD2	2:B:80:ILE:C	17	1.82
(1,37)	1:A:104:ARG:HD2	2:B:80:ILE:CA	17	1.82
(1,37)	1:A:104:ARG:HD2	2:B:80:ILE:CB	17	1.82
(1,37)	1:A:104:ARG:HD2	2:B:80:ILE:CD1	17	1.82
(1,37)	1:A:104:ARG:HD2	2:B:80:ILE:CG1	17	1.82
(1,37)	1:A:104:ARG:HD2	2:B:80:ILE:CG2	17	1.82
(1,37)	1:A:104:ARG:HD2	2:B:80:ILE:H	17	1.82
(1,37)	1:A:104:ARG:HD2	2:B:80:ILE:HA	17	1.82
(1,37)	1:A:104:ARG:HD2	2:B:80:ILE:HB	17	1.82
(1,37)	1:A:104:ARG:HD2	2:B:80:ILE:HD11	17	1.82
(1,37)	1:A:104:ARG:HD2	2:B:80:ILE:HD12	17	1.82
(1,37)	1:A:104:ARG:HD2	2:B:80:ILE:HD13	17	1.82
(1,37)	1:A:104:ARG:HD2	2:B:80:ILE:HG12	17	1.82
(1,37)	1:A:104:ARG:HD2	2:B:80:ILE:HG13	17	1.82
(1,37)	1:A:104:ARG:HD2	2:B:80:ILE:HG21	17	1.82
(1,37)	1:A:104:ARG:HD2	2:B:80:ILE:HG22	17	1.82
(1,37)	1:A:104:ARG:HD2	2:B:80:ILE:HG23	17	1.82
(1,37)	1:A:104:ARG:HD2	2:B:80:ILE:N	17	1.82
(1,37)	1:A:104:ARG:HD2	2:B:80:ILE:O	17	1.82
(1,37)	1:A:104:ARG:HD2	2:B:84:GLN:C	17	1.82
(1,37)	1:A:104:ARG:HD2	2:B:84:GLN:CA	17	1.82
(1,37)	1:A:104:ARG:HD2	2:B:84:GLN:CB	17	1.82
(1,37)	1:A:104:ARG:HD2	2:B:84:GLN:CD	17	1.82
(1,37)	1:A:104:ARG:HD2	2:B:84:GLN:CG	17	1.82
(1,37)	1:A:104:ARG:HD2	2:B:84:GLN:H	17	1.82
(1,37)	1:A:104:ARG:HD2	2:B:84:GLN:HA	17	1.82
(1,37)	1:A:104:ARG:HD2	2:B:84:GLN:HB2	17	1.82
(1,37)	1:A:104:ARG:HD2	2:B:84:GLN:HB3	17	1.82
(1,37)	1:A:104:ARG:HD2	2:B:84:GLN:HE21	17	1.82
(1,37)	1:A:104:ARG:HD2	2:B:84:GLN:HE22	17	1.82

*Continued on next page...*

*Continued from previous page...*

Key	Atom-1	Atom-2	Model ID	Violation (Å)
(1,37)	1:A:104:ARG:HD2	2:B:84:GLN:HG2	17	1.82
(1,37)	1:A:104:ARG:HD2	2:B:84:GLN:HG3	17	1.82
(1,37)	1:A:104:ARG:HD2	2:B:84:GLN:N	17	1.82
(1,37)	1:A:104:ARG:HD2	2:B:84:GLN:NE2	17	1.82
(1,37)	1:A:104:ARG:HD2	2:B:84:GLN:O	17	1.82
(1,37)	1:A:104:ARG:HD2	2:B:84:GLN:OE1	17	1.82
(1,37)	1:A:104:ARG:HD2	2:B:97:THR:C	17	1.82
(1,37)	1:A:104:ARG:HD2	2:B:97:THR:CA	17	1.82
(1,37)	1:A:104:ARG:HD2	2:B:97:THR:CB	17	1.82
(1,37)	1:A:104:ARG:HD2	2:B:97:THR:CG2	17	1.82
(1,37)	1:A:104:ARG:HD2	2:B:97:THR:H	17	1.82
(1,37)	1:A:104:ARG:HD2	2:B:97:THR:HA	17	1.82
(1,37)	1:A:104:ARG:HD2	2:B:97:THR:HB	17	1.82
(1,37)	1:A:104:ARG:HD2	2:B:97:THR:HG1	17	1.82
(1,37)	1:A:104:ARG:HD2	2:B:97:THR:HG21	17	1.82
(1,37)	1:A:104:ARG:HD2	2:B:97:THR:HG22	17	1.82
(1,37)	1:A:104:ARG:HD2	2:B:97:THR:HG23	17	1.82
(1,37)	1:A:104:ARG:HD2	2:B:97:THR:N	17	1.82
(1,37)	1:A:104:ARG:HD2	2:B:97:THR:O	17	1.82
(1,37)	1:A:104:ARG:HD2	2:B:97:THR:OG1	17	1.82
(1,37)	1:A:104:ARG:HD2	2:B:99:HIS:C	17	1.82
(1,37)	1:A:104:ARG:HD2	2:B:99:HIS:CA	17	1.82
(1,37)	1:A:104:ARG:HD2	2:B:99:HIS:CB	17	1.82
(1,37)	1:A:104:ARG:HD2	2:B:99:HIS:CD2	17	1.82
(1,37)	1:A:104:ARG:HD2	2:B:99:HIS:CE1	17	1.82
(1,37)	1:A:104:ARG:HD2	2:B:99:HIS:CG	17	1.82
(1,37)	1:A:104:ARG:HD2	2:B:99:HIS:H	17	1.82
(1,37)	1:A:104:ARG:HD2	2:B:99:HIS:HA	17	1.82
(1,37)	1:A:104:ARG:HD2	2:B:99:HIS:HB2	17	1.82
(1,37)	1:A:104:ARG:HD2	2:B:99:HIS:HB3	17	1.82
(1,37)	1:A:104:ARG:HD2	2:B:99:HIS:HD1	17	1.82
(1,37)	1:A:104:ARG:HD2	2:B:99:HIS:HD2	17	1.82
(1,37)	1:A:104:ARG:HD2	2:B:99:HIS:HE1	17	1.82
(1,37)	1:A:104:ARG:HD2	2:B:99:HIS:HE2	17	1.82
(1,37)	1:A:104:ARG:HD2	2:B:99:HIS:N	17	1.82
(1,37)	1:A:104:ARG:HD2	2:B:99:HIS:ND1	17	1.82
(1,37)	1:A:104:ARG:HD2	2:B:99:HIS:NE2	17	1.82
(1,37)	1:A:104:ARG:HD2	2:B:99:HIS:O	17	1.82
(1,37)	1:A:104:ARG:HD2	2:B:101:VAL:C	17	1.82
(1,37)	1:A:104:ARG:HD2	2:B:101:VAL:CA	17	1.82
(1,37)	1:A:104:ARG:HD2	2:B:101:VAL:CB	17	1.82
(1,37)	1:A:104:ARG:HD2	2:B:101:VAL:CG1	17	1.82

*Continued on next page...*

*Continued from previous page...*

Key	Atom-1	Atom-2	Model ID	Violation (Å)
(1,37)	1:A:104:ARG:HD2	2:B:101:VAL:CG2	17	1.82
(1,37)	1:A:104:ARG:HD2	2:B:101:VAL:H	17	1.82
(1,37)	1:A:104:ARG:HD2	2:B:101:VAL:HA	17	1.82
(1,37)	1:A:104:ARG:HD2	2:B:101:VAL:HB	17	1.82
(1,37)	1:A:104:ARG:HD2	2:B:101:VAL:HG11	17	1.82
(1,37)	1:A:104:ARG:HD2	2:B:101:VAL:HG12	17	1.82
(1,37)	1:A:104:ARG:HD2	2:B:101:VAL:HG13	17	1.82
(1,37)	1:A:104:ARG:HD2	2:B:101:VAL:HG21	17	1.82
(1,37)	1:A:104:ARG:HD2	2:B:101:VAL:HG22	17	1.82
(1,37)	1:A:104:ARG:HD2	2:B:101:VAL:HG23	17	1.82
(1,37)	1:A:104:ARG:HD2	2:B:101:VAL:N	17	1.82
(1,37)	1:A:104:ARG:HD2	2:B:101:VAL:O	17	1.82
(1,37)	1:A:104:ARG:HD3	2:B:75:ILE:C	17	1.82
(1,37)	1:A:104:ARG:HD3	2:B:75:ILE:CA	17	1.82
(1,37)	1:A:104:ARG:HD3	2:B:75:ILE:CB	17	1.82
(1,37)	1:A:104:ARG:HD3	2:B:75:ILE:CD1	17	1.82
(1,37)	1:A:104:ARG:HD3	2:B:75:ILE:CG1	17	1.82
(1,37)	1:A:104:ARG:HD3	2:B:75:ILE:CG2	17	1.82
(1,37)	1:A:104:ARG:HD3	2:B:75:ILE:H	17	1.82
(1,37)	1:A:104:ARG:HD3	2:B:75:ILE:HA	17	1.82
(1,37)	1:A:104:ARG:HD3	2:B:75:ILE:HB	17	1.82
(1,37)	1:A:104:ARG:HD3	2:B:75:ILE:HD11	17	1.82
(1,37)	1:A:104:ARG:HD3	2:B:75:ILE:HD12	17	1.82
(1,37)	1:A:104:ARG:HD3	2:B:75:ILE:HD13	17	1.82
(1,37)	1:A:104:ARG:HD3	2:B:75:ILE:HG12	17	1.82
(1,37)	1:A:104:ARG:HD3	2:B:75:ILE:HG13	17	1.82
(1,37)	1:A:104:ARG:HD3	2:B:75:ILE:HG21	17	1.82
(1,37)	1:A:104:ARG:HD3	2:B:75:ILE:HG22	17	1.82
(1,37)	1:A:104:ARG:HD3	2:B:75:ILE:HG23	17	1.82
(1,37)	1:A:104:ARG:HD3	2:B:75:ILE:N	17	1.82
(1,37)	1:A:104:ARG:HD3	2:B:75:ILE:O	17	1.82
(1,37)	1:A:104:ARG:HD3	2:B:77:ALA:C	17	1.82
(1,37)	1:A:104:ARG:HD3	2:B:77:ALA:CA	17	1.82
(1,37)	1:A:104:ARG:HD3	2:B:77:ALA:CB	17	1.82
(1,37)	1:A:104:ARG:HD3	2:B:77:ALA:H	17	1.82
(1,37)	1:A:104:ARG:HD3	2:B:77:ALA:HA	17	1.82
(1,37)	1:A:104:ARG:HD3	2:B:77:ALA:HB1	17	1.82
(1,37)	1:A:104:ARG:HD3	2:B:77:ALA:HB2	17	1.82
(1,37)	1:A:104:ARG:HD3	2:B:77:ALA:HB3	17	1.82
(1,37)	1:A:104:ARG:HD3	2:B:77:ALA:N	17	1.82
(1,37)	1:A:104:ARG:HD3	2:B:77:ALA:O	17	1.82
(1,37)	1:A:104:ARG:HD3	2:B:78:GLY:C	17	1.82

*Continued on next page...*

*Continued from previous page...*

Key	Atom-1	Atom-2	Model ID	Violation (Å)
(1,37)	1:A:104:ARG:HD3	2:B:78:GLY:CA	17	1.82
(1,37)	1:A:104:ARG:HD3	2:B:78:GLY:H	17	1.82
(1,37)	1:A:104:ARG:HD3	2:B:78:GLY:HA2	17	1.82
(1,37)	1:A:104:ARG:HD3	2:B:78:GLY:HA3	17	1.82
(1,37)	1:A:104:ARG:HD3	2:B:78:GLY:N	17	1.82
(1,37)	1:A:104:ARG:HD3	2:B:78:GLY:O	17	1.82
(1,37)	1:A:104:ARG:HD3	2:B:79:LYS:C	17	1.82
(1,37)	1:A:104:ARG:HD3	2:B:79:LYS:CA	17	1.82
(1,37)	1:A:104:ARG:HD3	2:B:79:LYS:CB	17	1.82
(1,37)	1:A:104:ARG:HD3	2:B:79:LYS:CD	17	1.82
(1,37)	1:A:104:ARG:HD3	2:B:79:LYS:CE	17	1.82
(1,37)	1:A:104:ARG:HD3	2:B:79:LYS:CG	17	1.82
(1,37)	1:A:104:ARG:HD3	2:B:79:LYS:H	17	1.82
(1,37)	1:A:104:ARG:HD3	2:B:79:LYS:HA	17	1.82
(1,37)	1:A:104:ARG:HD3	2:B:79:LYS:HB2	17	1.82
(1,37)	1:A:104:ARG:HD3	2:B:79:LYS:HB3	17	1.82
(1,37)	1:A:104:ARG:HD3	2:B:79:LYS:HD2	17	1.82
(1,37)	1:A:104:ARG:HD3	2:B:79:LYS:HD3	17	1.82
(1,37)	1:A:104:ARG:HD3	2:B:79:LYS:HE2	17	1.82
(1,37)	1:A:104:ARG:HD3	2:B:79:LYS:HE3	17	1.82
(1,37)	1:A:104:ARG:HD3	2:B:79:LYS:HG2	17	1.82
(1,37)	1:A:104:ARG:HD3	2:B:79:LYS:HG3	17	1.82
(1,37)	1:A:104:ARG:HD3	2:B:79:LYS:HZ1	17	1.82
(1,37)	1:A:104:ARG:HD3	2:B:79:LYS:HZ2	17	1.82
(1,37)	1:A:104:ARG:HD3	2:B:79:LYS:HZ3	17	1.82
(1,37)	1:A:104:ARG:HD3	2:B:79:LYS:N	17	1.82
(1,37)	1:A:104:ARG:HD3	2:B:79:LYS:NZ	17	1.82
(1,37)	1:A:104:ARG:HD3	2:B:79:LYS:O	17	1.82
(1,37)	1:A:104:ARG:HD3	2:B:80:ILE:C	17	1.82
(1,37)	1:A:104:ARG:HD3	2:B:80:ILE:CA	17	1.82
(1,37)	1:A:104:ARG:HD3	2:B:80:ILE:CB	17	1.82
(1,37)	1:A:104:ARG:HD3	2:B:80:ILE:CD1	17	1.82
(1,37)	1:A:104:ARG:HD3	2:B:80:ILE:CG1	17	1.82
(1,37)	1:A:104:ARG:HD3	2:B:80:ILE:CG2	17	1.82
(1,37)	1:A:104:ARG:HD3	2:B:80:ILE:H	17	1.82
(1,37)	1:A:104:ARG:HD3	2:B:80:ILE:HA	17	1.82
(1,37)	1:A:104:ARG:HD3	2:B:80:ILE:HB	17	1.82
(1,37)	1:A:104:ARG:HD3	2:B:80:ILE:HD11	17	1.82
(1,37)	1:A:104:ARG:HD3	2:B:80:ILE:HD12	17	1.82
(1,37)	1:A:104:ARG:HD3	2:B:80:ILE:HD13	17	1.82
(1,37)	1:A:104:ARG:HD3	2:B:80:ILE:HG12	17	1.82
(1,37)	1:A:104:ARG:HD3	2:B:80:ILE:HG13	17	1.82

*Continued on next page...*

*Continued from previous page...*

Key	Atom-1	Atom-2	Model ID	Violation (Å)
(1,37)	1:A:104:ARG:HD3	2:B:80:ILE:HG21	17	1.82
(1,37)	1:A:104:ARG:HD3	2:B:80:ILE:HG22	17	1.82
(1,37)	1:A:104:ARG:HD3	2:B:80:ILE:HG23	17	1.82
(1,37)	1:A:104:ARG:HD3	2:B:80:ILE:N	17	1.82
(1,37)	1:A:104:ARG:HD3	2:B:80:ILE:O	17	1.82
(1,37)	1:A:104:ARG:HD3	2:B:84:GLN:C	17	1.82
(1,37)	1:A:104:ARG:HD3	2:B:84:GLN:CA	17	1.82
(1,37)	1:A:104:ARG:HD3	2:B:84:GLN:CB	17	1.82
(1,37)	1:A:104:ARG:HD3	2:B:84:GLN:CD	17	1.82
(1,37)	1:A:104:ARG:HD3	2:B:84:GLN:CG	17	1.82
(1,37)	1:A:104:ARG:HD3	2:B:84:GLN:H	17	1.82
(1,37)	1:A:104:ARG:HD3	2:B:84:GLN:HA	17	1.82
(1,37)	1:A:104:ARG:HD3	2:B:84:GLN:HB2	17	1.82
(1,37)	1:A:104:ARG:HD3	2:B:84:GLN:HB3	17	1.82
(1,37)	1:A:104:ARG:HD3	2:B:84:GLN:HE21	17	1.82
(1,37)	1:A:104:ARG:HD3	2:B:84:GLN:HE22	17	1.82
(1,37)	1:A:104:ARG:HD3	2:B:84:GLN:HG2	17	1.82
(1,37)	1:A:104:ARG:HD3	2:B:84:GLN:HG3	17	1.82
(1,37)	1:A:104:ARG:HD3	2:B:84:GLN:N	17	1.82
(1,37)	1:A:104:ARG:HD3	2:B:84:GLN:NE2	17	1.82
(1,37)	1:A:104:ARG:HD3	2:B:84:GLN:O	17	1.82
(1,37)	1:A:104:ARG:HD3	2:B:84:GLN:OE1	17	1.82
(1,37)	1:A:104:ARG:HD3	2:B:97:THR:C	17	1.82
(1,37)	1:A:104:ARG:HD3	2:B:97:THR:CA	17	1.82
(1,37)	1:A:104:ARG:HD3	2:B:97:THR:CB	17	1.82
(1,37)	1:A:104:ARG:HD3	2:B:97:THR:CG2	17	1.82
(1,37)	1:A:104:ARG:HD3	2:B:97:THR:H	17	1.82
(1,37)	1:A:104:ARG:HD3	2:B:97:THR:HA	17	1.82
(1,37)	1:A:104:ARG:HD3	2:B:97:THR:HB	17	1.82
(1,37)	1:A:104:ARG:HD3	2:B:97:THR:HG1	17	1.82
(1,37)	1:A:104:ARG:HD3	2:B:97:THR:HG21	17	1.82
(1,37)	1:A:104:ARG:HD3	2:B:97:THR:HG22	17	1.82
(1,37)	1:A:104:ARG:HD3	2:B:97:THR:HG23	17	1.82
(1,37)	1:A:104:ARG:HD3	2:B:97:THR:N	17	1.82
(1,37)	1:A:104:ARG:HD3	2:B:97:THR:O	17	1.82
(1,37)	1:A:104:ARG:HD3	2:B:97:THR:OG1	17	1.82
(1,37)	1:A:104:ARG:HD3	2:B:99:HIS:C	17	1.82
(1,37)	1:A:104:ARG:HD3	2:B:99:HIS:CA	17	1.82
(1,37)	1:A:104:ARG:HD3	2:B:99:HIS:CB	17	1.82
(1,37)	1:A:104:ARG:HD3	2:B:99:HIS:CD2	17	1.82
(1,37)	1:A:104:ARG:HD3	2:B:99:HIS:CE1	17	1.82
(1,37)	1:A:104:ARG:HD3	2:B:99:HIS:CG	17	1.82

*Continued on next page...*

*Continued from previous page...*

Key	Atom-1	Atom-2	Model ID	Violation (Å)
(1,37)	1:A:104:ARG:HD3	2:B:99:HIS:H	17	1.82
(1,37)	1:A:104:ARG:HD3	2:B:99:HIS:HA	17	1.82
(1,37)	1:A:104:ARG:HD3	2:B:99:HIS:HB2	17	1.82
(1,37)	1:A:104:ARG:HD3	2:B:99:HIS:HB3	17	1.82
(1,37)	1:A:104:ARG:HD3	2:B:99:HIS:HD1	17	1.82
(1,37)	1:A:104:ARG:HD3	2:B:99:HIS:HD2	17	1.82
(1,37)	1:A:104:ARG:HD3	2:B:99:HIS:HE1	17	1.82
(1,37)	1:A:104:ARG:HD3	2:B:99:HIS:HE2	17	1.82
(1,37)	1:A:104:ARG:HD3	2:B:99:HIS:N	17	1.82
(1,37)	1:A:104:ARG:HD3	2:B:99:HIS:ND1	17	1.82
(1,37)	1:A:104:ARG:HD3	2:B:99:HIS:NE2	17	1.82
(1,37)	1:A:104:ARG:HD3	2:B:99:HIS:O	17	1.82
(1,37)	1:A:104:ARG:HD3	2:B:101:VAL:C	17	1.82
(1,37)	1:A:104:ARG:HD3	2:B:101:VAL:CA	17	1.82
(1,37)	1:A:104:ARG:HD3	2:B:101:VAL:CB	17	1.82
(1,37)	1:A:104:ARG:HD3	2:B:101:VAL:CG1	17	1.82
(1,37)	1:A:104:ARG:HD3	2:B:101:VAL:CG2	17	1.82
(1,37)	1:A:104:ARG:HD3	2:B:101:VAL:H	17	1.82
(1,37)	1:A:104:ARG:HD3	2:B:101:VAL:HA	17	1.82
(1,37)	1:A:104:ARG:HD3	2:B:101:VAL:HB	17	1.82
(1,37)	1:A:104:ARG:HD3	2:B:101:VAL:HG11	17	1.82
(1,37)	1:A:104:ARG:HD3	2:B:101:VAL:HG12	17	1.82
(1,37)	1:A:104:ARG:HD3	2:B:101:VAL:HG13	17	1.82
(1,37)	1:A:104:ARG:HD3	2:B:101:VAL:HG21	17	1.82
(1,37)	1:A:104:ARG:HD3	2:B:101:VAL:HG22	17	1.82
(1,37)	1:A:104:ARG:HD3	2:B:101:VAL:HG23	17	1.82
(1,37)	1:A:104:ARG:HD3	2:B:101:VAL:N	17	1.82
(1,37)	1:A:104:ARG:HD3	2:B:101:VAL:O	17	1.82
(1,37)	1:A:104:ARG:HE	2:B:75:ILE:C	17	1.82
(1,37)	1:A:104:ARG:HE	2:B:75:ILE:CA	17	1.82
(1,37)	1:A:104:ARG:HE	2:B:75:ILE:CB	17	1.82
(1,37)	1:A:104:ARG:HE	2:B:75:ILE:CD1	17	1.82
(1,37)	1:A:104:ARG:HE	2:B:75:ILE:CG1	17	1.82
(1,37)	1:A:104:ARG:HE	2:B:75:ILE:CG2	17	1.82
(1,37)	1:A:104:ARG:HE	2:B:75:ILE:H	17	1.82
(1,37)	1:A:104:ARG:HE	2:B:75:ILE:HA	17	1.82
(1,37)	1:A:104:ARG:HE	2:B:75:ILE:HB	17	1.82
(1,37)	1:A:104:ARG:HE	2:B:75:ILE:HD11	17	1.82
(1,37)	1:A:104:ARG:HE	2:B:75:ILE:HD12	17	1.82
(1,37)	1:A:104:ARG:HE	2:B:75:ILE:HD13	17	1.82
(1,37)	1:A:104:ARG:HE	2:B:75:ILE:HG12	17	1.82
(1,37)	1:A:104:ARG:HE	2:B:75:ILE:HG13	17	1.82

*Continued on next page...*

*Continued from previous page...*

Key	Atom-1	Atom-2	Model ID	Violation (Å)
(1,37)	1:A:104:ARG:HE	2:B:75:ILE:HG21	17	1.82
(1,37)	1:A:104:ARG:HE	2:B:75:ILE:HG22	17	1.82
(1,37)	1:A:104:ARG:HE	2:B:75:ILE:HG23	17	1.82
(1,37)	1:A:104:ARG:HE	2:B:75:ILE:N	17	1.82
(1,37)	1:A:104:ARG:HE	2:B:75:ILE:O	17	1.82
(1,37)	1:A:104:ARG:HE	2:B:77:ALA:C	17	1.82
(1,37)	1:A:104:ARG:HE	2:B:77:ALA:CA	17	1.82
(1,37)	1:A:104:ARG:HE	2:B:77:ALA:CB	17	1.82
(1,37)	1:A:104:ARG:HE	2:B:77:ALA:H	17	1.82
(1,37)	1:A:104:ARG:HE	2:B:77:ALA:HA	17	1.82
(1,37)	1:A:104:ARG:HE	2:B:77:ALA:HB1	17	1.82
(1,37)	1:A:104:ARG:HE	2:B:77:ALA:HB2	17	1.82
(1,37)	1:A:104:ARG:HE	2:B:77:ALA:HB3	17	1.82
(1,37)	1:A:104:ARG:HE	2:B:77:ALA:N	17	1.82
(1,37)	1:A:104:ARG:HE	2:B:77:ALA:O	17	1.82
(1,37)	1:A:104:ARG:HE	2:B:78:GLY:C	17	1.82
(1,37)	1:A:104:ARG:HE	2:B:78:GLY:CA	17	1.82
(1,37)	1:A:104:ARG:HE	2:B:78:GLY:H	17	1.82
(1,37)	1:A:104:ARG:HE	2:B:78:GLY:HA2	17	1.82
(1,37)	1:A:104:ARG:HE	2:B:78:GLY:HA3	17	1.82
(1,37)	1:A:104:ARG:HE	2:B:78:GLY:N	17	1.82
(1,37)	1:A:104:ARG:HE	2:B:78:GLY:O	17	1.82
(1,37)	1:A:104:ARG:HE	2:B:79:LYS:C	17	1.82
(1,37)	1:A:104:ARG:HE	2:B:79:LYS:CA	17	1.82
(1,37)	1:A:104:ARG:HE	2:B:79:LYS:CB	17	1.82
(1,37)	1:A:104:ARG:HE	2:B:79:LYS:CD	17	1.82
(1,37)	1:A:104:ARG:HE	2:B:79:LYS:CE	17	1.82
(1,37)	1:A:104:ARG:HE	2:B:79:LYS:CG	17	1.82
(1,37)	1:A:104:ARG:HE	2:B:79:LYS:H	17	1.82
(1,37)	1:A:104:ARG:HE	2:B:79:LYS:HA	17	1.82
(1,37)	1:A:104:ARG:HE	2:B:79:LYS:HB2	17	1.82
(1,37)	1:A:104:ARG:HE	2:B:79:LYS:HB3	17	1.82
(1,37)	1:A:104:ARG:HE	2:B:79:LYS:HD2	17	1.82
(1,37)	1:A:104:ARG:HE	2:B:79:LYS:HD3	17	1.82
(1,37)	1:A:104:ARG:HE	2:B:79:LYS:HE2	17	1.82
(1,37)	1:A:104:ARG:HE	2:B:79:LYS:HE3	17	1.82
(1,37)	1:A:104:ARG:HE	2:B:79:LYS:HG2	17	1.82
(1,37)	1:A:104:ARG:HE	2:B:79:LYS:HG3	17	1.82
(1,37)	1:A:104:ARG:HE	2:B:79:LYS:HZ1	17	1.82
(1,37)	1:A:104:ARG:HE	2:B:79:LYS:HZ2	17	1.82
(1,37)	1:A:104:ARG:HE	2:B:79:LYS:HZ3	17	1.82
(1,37)	1:A:104:ARG:HE	2:B:79:LYS:N	17	1.82

*Continued on next page...*

Continued from previous page...

Key	Atom-1	Atom-2	Model ID	Violation (Å)
(1,37)	1:A:104:ARG:HE	2:B:79:LYS:NZ	17	1.82
(1,37)	1:A:104:ARG:HE	2:B:79:LYS:O	17	1.82
(1,37)	1:A:104:ARG:HE	2:B:80:ILE:C	17	1.82
(1,37)	1:A:104:ARG:HE	2:B:80:ILE:CA	17	1.82
(1,37)	1:A:104:ARG:HE	2:B:80:ILE:CB	17	1.82
(1,37)	1:A:104:ARG:HE	2:B:80:ILE:CD1	17	1.82
(1,37)	1:A:104:ARG:HE	2:B:80:ILE:CG1	17	1.82
(1,37)	1:A:104:ARG:HE	2:B:80:ILE:CG2	17	1.82
(1,37)	1:A:104:ARG:HE	2:B:80:ILE:H	17	1.82
(1,37)	1:A:104:ARG:HE	2:B:80:ILE:HA	17	1.82
(1,37)	1:A:104:ARG:HE	2:B:80:ILE:HB	17	1.82
(1,37)	1:A:104:ARG:HE	2:B:80:ILE:HD11	17	1.82
(1,37)	1:A:104:ARG:HE	2:B:80:ILE:HD12	17	1.82
(1,37)	1:A:104:ARG:HE	2:B:80:ILE:HD13	17	1.82
(1,37)	1:A:104:ARG:HE	2:B:80:ILE:HG12	17	1.82
(1,37)	1:A:104:ARG:HE	2:B:80:ILE:HG13	17	1.82
(1,37)	1:A:104:ARG:HE	2:B:80:ILE:HG21	17	1.82
(1,37)	1:A:104:ARG:HE	2:B:80:ILE:HG22	17	1.82
(1,37)	1:A:104:ARG:HE	2:B:80:ILE:HG23	17	1.82
(1,37)	1:A:104:ARG:HE	2:B:80:ILE:N	17	1.82
(1,37)	1:A:104:ARG:HE	2:B:80:ILE:O	17	1.82
(1,37)	1:A:104:ARG:HE	2:B:84:GLN:C	17	1.82
(1,37)	1:A:104:ARG:HE	2:B:84:GLN:CA	17	1.82
(1,37)	1:A:104:ARG:HE	2:B:84:GLN:CB	17	1.82
(1,37)	1:A:104:ARG:HE	2:B:84:GLN:CD	17	1.82
(1,37)	1:A:104:ARG:HE	2:B:84:GLN:CG	17	1.82
(1,37)	1:A:104:ARG:HE	2:B:84:GLN:H	17	1.82
(1,37)	1:A:104:ARG:HE	2:B:84:GLN:HA	17	1.82
(1,37)	1:A:104:ARG:HE	2:B:84:GLN:HB2	17	1.82
(1,37)	1:A:104:ARG:HE	2:B:84:GLN:HB3	17	1.82
(1,37)	1:A:104:ARG:HE	2:B:84:GLN:HE21	17	1.82
(1,37)	1:A:104:ARG:HE	2:B:84:GLN:HE22	17	1.82
(1,37)	1:A:104:ARG:HE	2:B:84:GLN:HG2	17	1.82
(1,37)	1:A:104:ARG:HE	2:B:84:GLN:HG3	17	1.82
(1,37)	1:A:104:ARG:HE	2:B:84:GLN:N	17	1.82
(1,37)	1:A:104:ARG:HE	2:B:84:GLN:NE2	17	1.82
(1,37)	1:A:104:ARG:HE	2:B:84:GLN:O	17	1.82
(1,37)	1:A:104:ARG:HE	2:B:84:GLN:OE1	17	1.82
(1,37)	1:A:104:ARG:HE	2:B:97:THR:C	17	1.82
(1,37)	1:A:104:ARG:HE	2:B:97:THR:CA	17	1.82
(1,37)	1:A:104:ARG:HE	2:B:97:THR:CB	17	1.82
(1,37)	1:A:104:ARG:HE	2:B:97:THR:CG2	17	1.82

Continued on next page...



*Continued from previous page...*

Key	Atom-1	Atom-2	Model ID	Violation (Å)
(1,37)	1:A:104:ARG:HE	2:B:97:THR:H	17	1.82
(1,37)	1:A:104:ARG:HE	2:B:97:THR:HA	17	1.82
(1,37)	1:A:104:ARG:HE	2:B:97:THR:HB	17	1.82
(1,37)	1:A:104:ARG:HE	2:B:97:THR:HG1	17	1.82
(1,37)	1:A:104:ARG:HE	2:B:97:THR:HG21	17	1.82
(1,37)	1:A:104:ARG:HE	2:B:97:THR:HG22	17	1.82
(1,37)	1:A:104:ARG:HE	2:B:97:THR:HG23	17	1.82
(1,37)	1:A:104:ARG:HE	2:B:97:THR:N	17	1.82
(1,37)	1:A:104:ARG:HE	2:B:97:THR:O	17	1.82
(1,37)	1:A:104:ARG:HE	2:B:97:THR:OG1	17	1.82
(1,37)	1:A:104:ARG:HE	2:B:99:HIS:C	17	1.82
(1,37)	1:A:104:ARG:HE	2:B:99:HIS:CA	17	1.82
(1,37)	1:A:104:ARG:HE	2:B:99:HIS:CB	17	1.82
(1,37)	1:A:104:ARG:HE	2:B:99:HIS:CD2	17	1.82
(1,37)	1:A:104:ARG:HE	2:B:99:HIS:CE1	17	1.82
(1,37)	1:A:104:ARG:HE	2:B:99:HIS:CG	17	1.82
(1,37)	1:A:104:ARG:HE	2:B:99:HIS:H	17	1.82
(1,37)	1:A:104:ARG:HE	2:B:99:HIS:HA	17	1.82
(1,37)	1:A:104:ARG:HE	2:B:99:HIS:HB2	17	1.82
(1,37)	1:A:104:ARG:HE	2:B:99:HIS:HB3	17	1.82
(1,37)	1:A:104:ARG:HE	2:B:99:HIS:HD1	17	1.82
(1,37)	1:A:104:ARG:HE	2:B:99:HIS:HD2	17	1.82
(1,37)	1:A:104:ARG:HE	2:B:99:HIS:HE1	17	1.82
(1,37)	1:A:104:ARG:HE	2:B:99:HIS:HE2	17	1.82
(1,37)	1:A:104:ARG:HE	2:B:99:HIS:N	17	1.82
(1,37)	1:A:104:ARG:HE	2:B:99:HIS:ND1	17	1.82
(1,37)	1:A:104:ARG:HE	2:B:99:HIS:NE2	17	1.82
(1,37)	1:A:104:ARG:HE	2:B:99:HIS:O	17	1.82
(1,37)	1:A:104:ARG:HE	2:B:101:VAL:C	17	1.82
(1,37)	1:A:104:ARG:HE	2:B:101:VAL:CA	17	1.82
(1,37)	1:A:104:ARG:HE	2:B:101:VAL:CB	17	1.82
(1,37)	1:A:104:ARG:HE	2:B:101:VAL:CG1	17	1.82
(1,37)	1:A:104:ARG:HE	2:B:101:VAL:CG2	17	1.82
(1,37)	1:A:104:ARG:HE	2:B:101:VAL:H	17	1.82
(1,37)	1:A:104:ARG:HE	2:B:101:VAL:HA	17	1.82
(1,37)	1:A:104:ARG:HE	2:B:101:VAL:HB	17	1.82
(1,37)	1:A:104:ARG:HE	2:B:101:VAL:HG11	17	1.82
(1,37)	1:A:104:ARG:HE	2:B:101:VAL:HG12	17	1.82
(1,37)	1:A:104:ARG:HE	2:B:101:VAL:HG13	17	1.82
(1,37)	1:A:104:ARG:HE	2:B:101:VAL:HG21	17	1.82
(1,37)	1:A:104:ARG:HE	2:B:101:VAL:HG22	17	1.82
(1,37)	1:A:104:ARG:HE	2:B:101:VAL:HG23	17	1.82

*Continued on next page...*

*Continued from previous page...*

Key	Atom-1	Atom-2	Model ID	Violation (Å)
(1,37)	1:A:104:ARG:HE	2:B:101:VAL:N	17	1.82
(1,37)	1:A:104:ARG:HE	2:B:101:VAL:O	17	1.82
(1,37)	1:A:104:ARG:HG2	2:B:75:ILE:C	17	1.82
(1,37)	1:A:104:ARG:HG2	2:B:75:ILE:CA	17	1.82
(1,37)	1:A:104:ARG:HG2	2:B:75:ILE:CB	17	1.82
(1,37)	1:A:104:ARG:HG2	2:B:75:ILE:CD1	17	1.82
(1,37)	1:A:104:ARG:HG2	2:B:75:ILE:CG1	17	1.82
(1,37)	1:A:104:ARG:HG2	2:B:75:ILE:CG2	17	1.82
(1,37)	1:A:104:ARG:HG2	2:B:75:ILE:H	17	1.82
(1,37)	1:A:104:ARG:HG2	2:B:75:ILE:HA	17	1.82
(1,37)	1:A:104:ARG:HG2	2:B:75:ILE:HB	17	1.82
(1,37)	1:A:104:ARG:HG2	2:B:75:ILE:HD11	17	1.82
(1,37)	1:A:104:ARG:HG2	2:B:75:ILE:HD12	17	1.82
(1,37)	1:A:104:ARG:HG2	2:B:75:ILE:HD13	17	1.82
(1,37)	1:A:104:ARG:HG2	2:B:75:ILE:HG12	17	1.82
(1,37)	1:A:104:ARG:HG2	2:B:75:ILE:HG13	17	1.82
(1,37)	1:A:104:ARG:HG2	2:B:75:ILE:HG21	17	1.82
(1,37)	1:A:104:ARG:HG2	2:B:75:ILE:HG22	17	1.82
(1,37)	1:A:104:ARG:HG2	2:B:75:ILE:HG23	17	1.82
(1,37)	1:A:104:ARG:HG2	2:B:75:ILE:N	17	1.82
(1,37)	1:A:104:ARG:HG2	2:B:75:ILE:O	17	1.82
(1,37)	1:A:104:ARG:HG2	2:B:77:ALA:C	17	1.82
(1,37)	1:A:104:ARG:HG2	2:B:77:ALA:CA	17	1.82
(1,37)	1:A:104:ARG:HG2	2:B:77:ALA:CB	17	1.82
(1,37)	1:A:104:ARG:HG2	2:B:77:ALA:H	17	1.82
(1,37)	1:A:104:ARG:HG2	2:B:77:ALA:HA	17	1.82
(1,37)	1:A:104:ARG:HG2	2:B:77:ALA:HB1	17	1.82
(1,37)	1:A:104:ARG:HG2	2:B:77:ALA:HB2	17	1.82
(1,37)	1:A:104:ARG:HG2	2:B:77:ALA:HB3	17	1.82
(1,37)	1:A:104:ARG:HG2	2:B:77:ALA:N	17	1.82
(1,37)	1:A:104:ARG:HG2	2:B:77:ALA:O	17	1.82
(1,37)	1:A:104:ARG:HG2	2:B:78:GLY:C	17	1.82
(1,37)	1:A:104:ARG:HG2	2:B:78:GLY:CA	17	1.82
(1,37)	1:A:104:ARG:HG2	2:B:78:GLY:H	17	1.82
(1,37)	1:A:104:ARG:HG2	2:B:78:GLY:HA2	17	1.82
(1,37)	1:A:104:ARG:HG2	2:B:78:GLY:HA3	17	1.82
(1,37)	1:A:104:ARG:HG2	2:B:78:GLY:N	17	1.82
(1,37)	1:A:104:ARG:HG2	2:B:78:GLY:O	17	1.82
(1,37)	1:A:104:ARG:HG2	2:B:79:LYS:C	17	1.82
(1,37)	1:A:104:ARG:HG2	2:B:79:LYS:CA	17	1.82
(1,37)	1:A:104:ARG:HG2	2:B:79:LYS:CB	17	1.82
(1,37)	1:A:104:ARG:HG2	2:B:79:LYS:CD	17	1.82

*Continued on next page...*

*Continued from previous page...*

Key	Atom-1	Atom-2	Model ID	Violation (Å)
(1,37)	1:A:104:ARG:HG2	2:B:79:LYS:CE	17	1.82
(1,37)	1:A:104:ARG:HG2	2:B:79:LYS:CG	17	1.82
(1,37)	1:A:104:ARG:HG2	2:B:79:LYS:H	17	1.82
(1,37)	1:A:104:ARG:HG2	2:B:79:LYS:HA	17	1.82
(1,37)	1:A:104:ARG:HG2	2:B:79:LYS:HB2	17	1.82
(1,37)	1:A:104:ARG:HG2	2:B:79:LYS:HB3	17	1.82
(1,37)	1:A:104:ARG:HG2	2:B:79:LYS:HD2	17	1.82
(1,37)	1:A:104:ARG:HG2	2:B:79:LYS:HD3	17	1.82
(1,37)	1:A:104:ARG:HG2	2:B:79:LYS:HE2	17	1.82
(1,37)	1:A:104:ARG:HG2	2:B:79:LYS:HE3	17	1.82
(1,37)	1:A:104:ARG:HG2	2:B:79:LYS:HG2	17	1.82
(1,37)	1:A:104:ARG:HG2	2:B:79:LYS:HG3	17	1.82
(1,37)	1:A:104:ARG:HG2	2:B:79:LYS:HZ1	17	1.82
(1,37)	1:A:104:ARG:HG2	2:B:79:LYS:HZ2	17	1.82
(1,37)	1:A:104:ARG:HG2	2:B:79:LYS:HZ3	17	1.82
(1,37)	1:A:104:ARG:HG2	2:B:79:LYS:N	17	1.82
(1,37)	1:A:104:ARG:HG2	2:B:79:LYS:NZ	17	1.82
(1,37)	1:A:104:ARG:HG2	2:B:79:LYS:O	17	1.82
(1,37)	1:A:104:ARG:HG2	2:B:80:ILE:C	17	1.82
(1,37)	1:A:104:ARG:HG2	2:B:80:ILE:CA	17	1.82
(1,37)	1:A:104:ARG:HG2	2:B:80:ILE:CB	17	1.82
(1,37)	1:A:104:ARG:HG2	2:B:80:ILE:CD1	17	1.82
(1,37)	1:A:104:ARG:HG2	2:B:80:ILE:CG1	17	1.82
(1,37)	1:A:104:ARG:HG2	2:B:80:ILE:CG2	17	1.82
(1,37)	1:A:104:ARG:HG2	2:B:80:ILE:H	17	1.82
(1,37)	1:A:104:ARG:HG2	2:B:80:ILE:HA	17	1.82
(1,37)	1:A:104:ARG:HG2	2:B:80:ILE:HB	17	1.82
(1,37)	1:A:104:ARG:HG2	2:B:80:ILE:HD11	17	1.82
(1,37)	1:A:104:ARG:HG2	2:B:80:ILE:HD12	17	1.82
(1,37)	1:A:104:ARG:HG2	2:B:80:ILE:HD13	17	1.82
(1,37)	1:A:104:ARG:HG2	2:B:80:ILE:HG12	17	1.82
(1,37)	1:A:104:ARG:HG2	2:B:80:ILE:HG13	17	1.82
(1,37)	1:A:104:ARG:HG2	2:B:80:ILE:HG21	17	1.82
(1,37)	1:A:104:ARG:HG2	2:B:80:ILE:HG22	17	1.82
(1,37)	1:A:104:ARG:HG2	2:B:80:ILE:HG23	17	1.82
(1,37)	1:A:104:ARG:HG2	2:B:80:ILE:N	17	1.82
(1,37)	1:A:104:ARG:HG2	2:B:80:ILE:O	17	1.82
(1,37)	1:A:104:ARG:HG2	2:B:84:GLN:C	17	1.82
(1,37)	1:A:104:ARG:HG2	2:B:84:GLN:CA	17	1.82
(1,37)	1:A:104:ARG:HG2	2:B:84:GLN:CB	17	1.82
(1,37)	1:A:104:ARG:HG2	2:B:84:GLN:CD	17	1.82
(1,37)	1:A:104:ARG:HG2	2:B:84:GLN:CG	17	1.82

*Continued on next page...*

*Continued from previous page...*

Key	Atom-1	Atom-2	Model ID	Violation (Å)
(1,37)	1:A:104:ARG:HG2	2:B:84:GLN:H	17	1.82
(1,37)	1:A:104:ARG:HG2	2:B:84:GLN:HA	17	1.82
(1,37)	1:A:104:ARG:HG2	2:B:84:GLN:HB2	17	1.82
(1,37)	1:A:104:ARG:HG2	2:B:84:GLN:HB3	17	1.82
(1,37)	1:A:104:ARG:HG2	2:B:84:GLN:HE21	17	1.82
(1,37)	1:A:104:ARG:HG2	2:B:84:GLN:HE22	17	1.82
(1,37)	1:A:104:ARG:HG2	2:B:84:GLN:HG2	17	1.82
(1,37)	1:A:104:ARG:HG2	2:B:84:GLN:HG3	17	1.82
(1,37)	1:A:104:ARG:HG2	2:B:84:GLN:N	17	1.82
(1,37)	1:A:104:ARG:HG2	2:B:84:GLN:NE2	17	1.82
(1,37)	1:A:104:ARG:HG2	2:B:84:GLN:O	17	1.82
(1,37)	1:A:104:ARG:HG2	2:B:84:GLN:OE1	17	1.82
(1,37)	1:A:104:ARG:HG2	2:B:97:THR:C	17	1.82
(1,37)	1:A:104:ARG:HG2	2:B:97:THR:CA	17	1.82
(1,37)	1:A:104:ARG:HG2	2:B:97:THR:CB	17	1.82
(1,37)	1:A:104:ARG:HG2	2:B:97:THR:CG2	17	1.82
(1,37)	1:A:104:ARG:HG2	2:B:97:THR:H	17	1.82
(1,37)	1:A:104:ARG:HG2	2:B:97:THR:HA	17	1.82
(1,37)	1:A:104:ARG:HG2	2:B:97:THR:HB	17	1.82
(1,37)	1:A:104:ARG:HG2	2:B:97:THR:HG1	17	1.82
(1,37)	1:A:104:ARG:HG2	2:B:97:THR:HG21	17	1.82
(1,37)	1:A:104:ARG:HG2	2:B:97:THR:HG22	17	1.82
(1,37)	1:A:104:ARG:HG2	2:B:97:THR:HG23	17	1.82
(1,37)	1:A:104:ARG:HG2	2:B:97:THR:N	17	1.82
(1,37)	1:A:104:ARG:HG2	2:B:97:THR:O	17	1.82
(1,37)	1:A:104:ARG:HG2	2:B:97:THR:OG1	17	1.82
(1,37)	1:A:104:ARG:HG2	2:B:99:HIS:C	17	1.82
(1,37)	1:A:104:ARG:HG2	2:B:99:HIS:CA	17	1.82
(1,37)	1:A:104:ARG:HG2	2:B:99:HIS:CB	17	1.82
(1,37)	1:A:104:ARG:HG2	2:B:99:HIS:CD2	17	1.82
(1,37)	1:A:104:ARG:HG2	2:B:99:HIS:CE1	17	1.82
(1,37)	1:A:104:ARG:HG2	2:B:99:HIS:CG	17	1.82
(1,37)	1:A:104:ARG:HG2	2:B:99:HIS:H	17	1.82
(1,37)	1:A:104:ARG:HG2	2:B:99:HIS:HA	17	1.82
(1,37)	1:A:104:ARG:HG2	2:B:99:HIS:HB2	17	1.82
(1,37)	1:A:104:ARG:HG2	2:B:99:HIS:HB3	17	1.82
(1,37)	1:A:104:ARG:HG2	2:B:99:HIS:HD1	17	1.82
(1,37)	1:A:104:ARG:HG2	2:B:99:HIS:HD2	17	1.82
(1,37)	1:A:104:ARG:HG2	2:B:99:HIS:HE1	17	1.82
(1,37)	1:A:104:ARG:HG2	2:B:99:HIS:HE2	17	1.82
(1,37)	1:A:104:ARG:HG2	2:B:99:HIS:N	17	1.82
(1,37)	1:A:104:ARG:HG2	2:B:99:HIS:ND1	17	1.82

*Continued on next page...*

*Continued from previous page...*

Key	Atom-1	Atom-2	Model ID	Violation (Å)
(1,37)	1:A:104:ARG:HG2	2:B:99:HIS:NE2	17	1.82
(1,37)	1:A:104:ARG:HG2	2:B:99:HIS:O	17	1.82
(1,37)	1:A:104:ARG:HG2	2:B:101:VAL:C	17	1.82
(1,37)	1:A:104:ARG:HG2	2:B:101:VAL:CA	17	1.82
(1,37)	1:A:104:ARG:HG2	2:B:101:VAL:CB	17	1.82
(1,37)	1:A:104:ARG:HG2	2:B:101:VAL:CG1	17	1.82
(1,37)	1:A:104:ARG:HG2	2:B:101:VAL:CG2	17	1.82
(1,37)	1:A:104:ARG:HG2	2:B:101:VAL:H	17	1.82
(1,37)	1:A:104:ARG:HG2	2:B:101:VAL:HA	17	1.82
(1,37)	1:A:104:ARG:HG2	2:B:101:VAL:HB	17	1.82
(1,37)	1:A:104:ARG:HG2	2:B:101:VAL:HG11	17	1.82
(1,37)	1:A:104:ARG:HG2	2:B:101:VAL:HG12	17	1.82
(1,37)	1:A:104:ARG:HG2	2:B:101:VAL:HG13	17	1.82
(1,37)	1:A:104:ARG:HG2	2:B:101:VAL:HG21	17	1.82
(1,37)	1:A:104:ARG:HG2	2:B:101:VAL:HG22	17	1.82
(1,37)	1:A:104:ARG:HG2	2:B:101:VAL:HG23	17	1.82
(1,37)	1:A:104:ARG:HG2	2:B:101:VAL:N	17	1.82
(1,37)	1:A:104:ARG:HG2	2:B:101:VAL:O	17	1.82
(1,37)	1:A:104:ARG:HG3	2:B:75:ILE:C	17	1.82
(1,37)	1:A:104:ARG:HG3	2:B:75:ILE:CA	17	1.82
(1,37)	1:A:104:ARG:HG3	2:B:75:ILE:CB	17	1.82
(1,37)	1:A:104:ARG:HG3	2:B:75:ILE:CD1	17	1.82
(1,37)	1:A:104:ARG:HG3	2:B:75:ILE:CG1	17	1.82
(1,37)	1:A:104:ARG:HG3	2:B:75:ILE:CG2	17	1.82
(1,37)	1:A:104:ARG:HG3	2:B:75:ILE:H	17	1.82
(1,37)	1:A:104:ARG:HG3	2:B:75:ILE:HA	17	1.82
(1,37)	1:A:104:ARG:HG3	2:B:75:ILE:HB	17	1.82
(1,37)	1:A:104:ARG:HG3	2:B:75:ILE:HD11	17	1.82
(1,37)	1:A:104:ARG:HG3	2:B:75:ILE:HD12	17	1.82
(1,37)	1:A:104:ARG:HG3	2:B:75:ILE:HD13	17	1.82
(1,37)	1:A:104:ARG:HG3	2:B:75:ILE:HG12	17	1.82
(1,37)	1:A:104:ARG:HG3	2:B:75:ILE:HG13	17	1.82
(1,37)	1:A:104:ARG:HG3	2:B:75:ILE:HG21	17	1.82
(1,37)	1:A:104:ARG:HG3	2:B:75:ILE:HG22	17	1.82
(1,37)	1:A:104:ARG:HG3	2:B:75:ILE:HG23	17	1.82
(1,37)	1:A:104:ARG:HG3	2:B:75:ILE:N	17	1.82
(1,37)	1:A:104:ARG:HG3	2:B:75:ILE:O	17	1.82
(1,37)	1:A:104:ARG:HG3	2:B:77:ALA:C	17	1.82
(1,37)	1:A:104:ARG:HG3	2:B:77:ALA:CA	17	1.82
(1,37)	1:A:104:ARG:HG3	2:B:77:ALA:CB	17	1.82
(1,37)	1:A:104:ARG:HG3	2:B:77:ALA:H	17	1.82
(1,37)	1:A:104:ARG:HG3	2:B:77:ALA:HA	17	1.82

*Continued on next page...*

*Continued from previous page...*

Key	Atom-1	Atom-2	Model ID	Violation (Å)
(1,37)	1:A:104:ARG:HG3	2:B:77:ALA:HB1	17	1.82
(1,37)	1:A:104:ARG:HG3	2:B:77:ALA:HB2	17	1.82
(1,37)	1:A:104:ARG:HG3	2:B:77:ALA:HB3	17	1.82
(1,37)	1:A:104:ARG:HG3	2:B:77:ALA:N	17	1.82
(1,37)	1:A:104:ARG:HG3	2:B:77:ALA:O	17	1.82
(1,37)	1:A:104:ARG:HG3	2:B:78:GLY:C	17	1.82
(1,37)	1:A:104:ARG:HG3	2:B:78:GLY:CA	17	1.82
(1,37)	1:A:104:ARG:HG3	2:B:78:GLY:H	17	1.82
(1,37)	1:A:104:ARG:HG3	2:B:78:GLY:HA2	17	1.82
(1,37)	1:A:104:ARG:HG3	2:B:78:GLY:HA3	17	1.82
(1,37)	1:A:104:ARG:HG3	2:B:78:GLY:N	17	1.82
(1,37)	1:A:104:ARG:HG3	2:B:78:GLY:O	17	1.82
(1,37)	1:A:104:ARG:HG3	2:B:79:LYS:C	17	1.82
(1,37)	1:A:104:ARG:HG3	2:B:79:LYS:CA	17	1.82
(1,37)	1:A:104:ARG:HG3	2:B:79:LYS:CB	17	1.82
(1,37)	1:A:104:ARG:HG3	2:B:79:LYS:CD	17	1.82
(1,37)	1:A:104:ARG:HG3	2:B:79:LYS:CE	17	1.82
(1,37)	1:A:104:ARG:HG3	2:B:79:LYS:CG	17	1.82
(1,37)	1:A:104:ARG:HG3	2:B:79:LYS:H	17	1.82
(1,37)	1:A:104:ARG:HG3	2:B:79:LYS:HA	17	1.82
(1,37)	1:A:104:ARG:HG3	2:B:79:LYS:HB2	17	1.82
(1,37)	1:A:104:ARG:HG3	2:B:79:LYS:HB3	17	1.82
(1,37)	1:A:104:ARG:HG3	2:B:79:LYS:HD2	17	1.82
(1,37)	1:A:104:ARG:HG3	2:B:79:LYS:HD3	17	1.82
(1,37)	1:A:104:ARG:HG3	2:B:79:LYS:HE2	17	1.82
(1,37)	1:A:104:ARG:HG3	2:B:79:LYS:HE3	17	1.82
(1,37)	1:A:104:ARG:HG3	2:B:79:LYS:HG2	17	1.82
(1,37)	1:A:104:ARG:HG3	2:B:79:LYS:HG3	17	1.82
(1,37)	1:A:104:ARG:HG3	2:B:79:LYS:HZ1	17	1.82
(1,37)	1:A:104:ARG:HG3	2:B:79:LYS:HZ2	17	1.82
(1,37)	1:A:104:ARG:HG3	2:B:79:LYS:HZ3	17	1.82
(1,37)	1:A:104:ARG:HG3	2:B:79:LYS:N	17	1.82
(1,37)	1:A:104:ARG:HG3	2:B:79:LYS:NZ	17	1.82
(1,37)	1:A:104:ARG:HG3	2:B:79:LYS:O	17	1.82
(1,37)	1:A:104:ARG:HG3	2:B:80:ILE:C	17	1.82
(1,37)	1:A:104:ARG:HG3	2:B:80:ILE:CA	17	1.82
(1,37)	1:A:104:ARG:HG3	2:B:80:ILE:CB	17	1.82
(1,37)	1:A:104:ARG:HG3	2:B:80:ILE:CD1	17	1.82
(1,37)	1:A:104:ARG:HG3	2:B:80:ILE:CG1	17	1.82
(1,37)	1:A:104:ARG:HG3	2:B:80:ILE:CG2	17	1.82
(1,37)	1:A:104:ARG:HG3	2:B:80:ILE:H	17	1.82
(1,37)	1:A:104:ARG:HG3	2:B:80:ILE:HA	17	1.82

*Continued on next page...*

*Continued from previous page...*

Key	Atom-1	Atom-2	Model ID	Violation (Å)
(1,37)	1:A:104:ARG:HG3	2:B:80:ILE:HB	17	1.82
(1,37)	1:A:104:ARG:HG3	2:B:80:ILE:HD11	17	1.82
(1,37)	1:A:104:ARG:HG3	2:B:80:ILE:HD12	17	1.82
(1,37)	1:A:104:ARG:HG3	2:B:80:ILE:HD13	17	1.82
(1,37)	1:A:104:ARG:HG3	2:B:80:ILE:HG12	17	1.82
(1,37)	1:A:104:ARG:HG3	2:B:80:ILE:HG13	17	1.82
(1,37)	1:A:104:ARG:HG3	2:B:80:ILE:HG21	17	1.82
(1,37)	1:A:104:ARG:HG3	2:B:80:ILE:HG22	17	1.82
(1,37)	1:A:104:ARG:HG3	2:B:80:ILE:HG23	17	1.82
(1,37)	1:A:104:ARG:HG3	2:B:80:ILE:N	17	1.82
(1,37)	1:A:104:ARG:HG3	2:B:80:ILE:O	17	1.82
(1,37)	1:A:104:ARG:HG3	2:B:84:GLN:C	17	1.82
(1,37)	1:A:104:ARG:HG3	2:B:84:GLN:CA	17	1.82
(1,37)	1:A:104:ARG:HG3	2:B:84:GLN:CB	17	1.82
(1,37)	1:A:104:ARG:HG3	2:B:84:GLN:CD	17	1.82
(1,37)	1:A:104:ARG:HG3	2:B:84:GLN:CG	17	1.82
(1,37)	1:A:104:ARG:HG3	2:B:84:GLN:H	17	1.82
(1,37)	1:A:104:ARG:HG3	2:B:84:GLN:HA	17	1.82
(1,37)	1:A:104:ARG:HG3	2:B:84:GLN:HB2	17	1.82
(1,37)	1:A:104:ARG:HG3	2:B:84:GLN:HB3	17	1.82
(1,37)	1:A:104:ARG:HG3	2:B:84:GLN:HE21	17	1.82
(1,37)	1:A:104:ARG:HG3	2:B:84:GLN:HE22	17	1.82
(1,37)	1:A:104:ARG:HG3	2:B:84:GLN:HG2	17	1.82
(1,37)	1:A:104:ARG:HG3	2:B:84:GLN:HG3	17	1.82
(1,37)	1:A:104:ARG:HG3	2:B:84:GLN:N	17	1.82
(1,37)	1:A:104:ARG:HG3	2:B:84:GLN:NE2	17	1.82
(1,37)	1:A:104:ARG:HG3	2:B:84:GLN:O	17	1.82
(1,37)	1:A:104:ARG:HG3	2:B:84:GLN:OE1	17	1.82
(1,37)	1:A:104:ARG:HG3	2:B:97:THR:C	17	1.82
(1,37)	1:A:104:ARG:HG3	2:B:97:THR:CA	17	1.82
(1,37)	1:A:104:ARG:HG3	2:B:97:THR:CB	17	1.82
(1,37)	1:A:104:ARG:HG3	2:B:97:THR:CG2	17	1.82
(1,37)	1:A:104:ARG:HG3	2:B:97:THR:H	17	1.82
(1,37)	1:A:104:ARG:HG3	2:B:97:THR:HA	17	1.82
(1,37)	1:A:104:ARG:HG3	2:B:97:THR:HB	17	1.82
(1,37)	1:A:104:ARG:HG3	2:B:97:THR:HG1	17	1.82
(1,37)	1:A:104:ARG:HG3	2:B:97:THR:HG21	17	1.82
(1,37)	1:A:104:ARG:HG3	2:B:97:THR:HG22	17	1.82
(1,37)	1:A:104:ARG:HG3	2:B:97:THR:HG23	17	1.82
(1,37)	1:A:104:ARG:HG3	2:B:97:THR:N	17	1.82
(1,37)	1:A:104:ARG:HG3	2:B:97:THR:O	17	1.82
(1,37)	1:A:104:ARG:HG3	2:B:97:THR:OG1	17	1.82

*Continued on next page...*

*Continued from previous page...*

Key	Atom-1	Atom-2	Model ID	Violation (Å)
(1,37)	1:A:104:ARG:HG3	2:B:99:HIS:C	17	1.82
(1,37)	1:A:104:ARG:HG3	2:B:99:HIS:CA	17	1.82
(1,37)	1:A:104:ARG:HG3	2:B:99:HIS:CB	17	1.82
(1,37)	1:A:104:ARG:HG3	2:B:99:HIS:CD2	17	1.82
(1,37)	1:A:104:ARG:HG3	2:B:99:HIS:CE1	17	1.82
(1,37)	1:A:104:ARG:HG3	2:B:99:HIS:CG	17	1.82
(1,37)	1:A:104:ARG:HG3	2:B:99:HIS:H	17	1.82
(1,37)	1:A:104:ARG:HG3	2:B:99:HIS:HA	17	1.82
(1,37)	1:A:104:ARG:HG3	2:B:99:HIS:HB2	17	1.82
(1,37)	1:A:104:ARG:HG3	2:B:99:HIS:HB3	17	1.82
(1,37)	1:A:104:ARG:HG3	2:B:99:HIS:HD1	17	1.82
(1,37)	1:A:104:ARG:HG3	2:B:99:HIS:HD2	17	1.82
(1,37)	1:A:104:ARG:HG3	2:B:99:HIS:HE1	17	1.82
(1,37)	1:A:104:ARG:HG3	2:B:99:HIS:HE2	17	1.82
(1,37)	1:A:104:ARG:HG3	2:B:99:HIS:N	17	1.82
(1,37)	1:A:104:ARG:HG3	2:B:99:HIS:ND1	17	1.82
(1,37)	1:A:104:ARG:HG3	2:B:99:HIS:NE2	17	1.82
(1,37)	1:A:104:ARG:HG3	2:B:99:HIS:O	17	1.82
(1,37)	1:A:104:ARG:HG3	2:B:101:VAL:C	17	1.82
(1,37)	1:A:104:ARG:HG3	2:B:101:VAL:CA	17	1.82
(1,37)	1:A:104:ARG:HG3	2:B:101:VAL:CB	17	1.82
(1,37)	1:A:104:ARG:HG3	2:B:101:VAL:CG1	17	1.82
(1,37)	1:A:104:ARG:HG3	2:B:101:VAL:CG2	17	1.82
(1,37)	1:A:104:ARG:HG3	2:B:101:VAL:H	17	1.82
(1,37)	1:A:104:ARG:HG3	2:B:101:VAL:HA	17	1.82
(1,37)	1:A:104:ARG:HG3	2:B:101:VAL:HB	17	1.82
(1,37)	1:A:104:ARG:HG3	2:B:101:VAL:HG11	17	1.82
(1,37)	1:A:104:ARG:HG3	2:B:101:VAL:HG12	17	1.82
(1,37)	1:A:104:ARG:HG3	2:B:101:VAL:HG13	17	1.82
(1,37)	1:A:104:ARG:HG3	2:B:101:VAL:HG21	17	1.82
(1,37)	1:A:104:ARG:HG3	2:B:101:VAL:HG22	17	1.82
(1,37)	1:A:104:ARG:HG3	2:B:101:VAL:HG23	17	1.82
(1,37)	1:A:104:ARG:HG3	2:B:101:VAL:N	17	1.82
(1,37)	1:A:104:ARG:HG3	2:B:101:VAL:O	17	1.82
(1,37)	1:A:104:ARG:HH11	2:B:75:ILE:C	17	1.82
(1,37)	1:A:104:ARG:HH11	2:B:75:ILE:CA	17	1.82
(1,37)	1:A:104:ARG:HH11	2:B:75:ILE:CB	17	1.82
(1,37)	1:A:104:ARG:HH11	2:B:75:ILE:CD1	17	1.82
(1,37)	1:A:104:ARG:HH11	2:B:75:ILE:CG1	17	1.82
(1,37)	1:A:104:ARG:HH11	2:B:75:ILE:CG2	17	1.82
(1,37)	1:A:104:ARG:HH11	2:B:75:ILE:H	17	1.82
(1,37)	1:A:104:ARG:HH11	2:B:75:ILE:HA	17	1.82

*Continued on next page...*



*Continued from previous page...*

Key	Atom-1	Atom-2	Model ID	Violation (Å)
(1,37)	1:A:104:ARG:HH11	2:B:75:ILE:HB	17	1.82
(1,37)	1:A:104:ARG:HH11	2:B:75:ILE:HD11	17	1.82
(1,37)	1:A:104:ARG:HH11	2:B:75:ILE:HD12	17	1.82
(1,37)	1:A:104:ARG:HH11	2:B:75:ILE:HD13	17	1.82
(1,37)	1:A:104:ARG:HH11	2:B:75:ILE:HG12	17	1.82
(1,37)	1:A:104:ARG:HH11	2:B:75:ILE:HG13	17	1.82
(1,37)	1:A:104:ARG:HH11	2:B:75:ILE:HG21	17	1.82
(1,37)	1:A:104:ARG:HH11	2:B:75:ILE:HG22	17	1.82
(1,37)	1:A:104:ARG:HH11	2:B:75:ILE:HG23	17	1.82
(1,37)	1:A:104:ARG:HH11	2:B:75:ILE:N	17	1.82
(1,37)	1:A:104:ARG:HH11	2:B:75:ILE:O	17	1.82
(1,37)	1:A:104:ARG:HH11	2:B:77:ALA:C	17	1.82
(1,37)	1:A:104:ARG:HH11	2:B:77:ALA:CA	17	1.82
(1,37)	1:A:104:ARG:HH11	2:B:77:ALA:CB	17	1.82
(1,37)	1:A:104:ARG:HH11	2:B:77:ALA:H	17	1.82
(1,37)	1:A:104:ARG:HH11	2:B:77:ALA:HA	17	1.82
(1,37)	1:A:104:ARG:HH11	2:B:77:ALA:HB1	17	1.82
(1,37)	1:A:104:ARG:HH11	2:B:77:ALA:HB2	17	1.82
(1,37)	1:A:104:ARG:HH11	2:B:77:ALA:HB3	17	1.82
(1,37)	1:A:104:ARG:HH11	2:B:77:ALA:N	17	1.82
(1,37)	1:A:104:ARG:HH11	2:B:77:ALA:O	17	1.82
(1,37)	1:A:104:ARG:HH11	2:B:78:GLY:C	17	1.82
(1,37)	1:A:104:ARG:HH11	2:B:78:GLY:CA	17	1.82
(1,37)	1:A:104:ARG:HH11	2:B:78:GLY:H	17	1.82
(1,37)	1:A:104:ARG:HH11	2:B:78:GLY:HA2	17	1.82
(1,37)	1:A:104:ARG:HH11	2:B:78:GLY:HA3	17	1.82
(1,37)	1:A:104:ARG:HH11	2:B:78:GLY:N	17	1.82
(1,37)	1:A:104:ARG:HH11	2:B:78:GLY:O	17	1.82
(1,37)	1:A:104:ARG:HH11	2:B:79:LYS:C	17	1.82
(1,37)	1:A:104:ARG:HH11	2:B:79:LYS:CA	17	1.82
(1,37)	1:A:104:ARG:HH11	2:B:79:LYS:CB	17	1.82
(1,37)	1:A:104:ARG:HH11	2:B:79:LYS:CD	17	1.82
(1,37)	1:A:104:ARG:HH11	2:B:79:LYS:CE	17	1.82
(1,37)	1:A:104:ARG:HH11	2:B:79:LYS:CG	17	1.82
(1,37)	1:A:104:ARG:HH11	2:B:79:LYS:H	17	1.82
(1,37)	1:A:104:ARG:HH11	2:B:79:LYS:HA	17	1.82
(1,37)	1:A:104:ARG:HH11	2:B:79:LYS:HB2	17	1.82
(1,37)	1:A:104:ARG:HH11	2:B:79:LYS:HB3	17	1.82
(1,37)	1:A:104:ARG:HH11	2:B:79:LYS:HD2	17	1.82
(1,37)	1:A:104:ARG:HH11	2:B:79:LYS:HD3	17	1.82
(1,37)	1:A:104:ARG:HH11	2:B:79:LYS:HE2	17	1.82
(1,37)	1:A:104:ARG:HH11	2:B:79:LYS:HE3	17	1.82

*Continued on next page...*

*Continued from previous page...*

Key	Atom-1	Atom-2	Model ID	Violation (Å)
(1,37)	1:A:104:ARG:HH11	2:B:79:LYS:HG2	17	1.82
(1,37)	1:A:104:ARG:HH11	2:B:79:LYS:HG3	17	1.82
(1,37)	1:A:104:ARG:HH11	2:B:79:LYS:HZ1	17	1.82
(1,37)	1:A:104:ARG:HH11	2:B:79:LYS:HZ2	17	1.82
(1,37)	1:A:104:ARG:HH11	2:B:79:LYS:HZ3	17	1.82
(1,37)	1:A:104:ARG:HH11	2:B:79:LYS:N	17	1.82
(1,37)	1:A:104:ARG:HH11	2:B:79:LYS:NZ	17	1.82
(1,37)	1:A:104:ARG:HH11	2:B:79:LYS:O	17	1.82
(1,37)	1:A:104:ARG:HH11	2:B:80:ILE:C	17	1.82
(1,37)	1:A:104:ARG:HH11	2:B:80:ILE:CA	17	1.82
(1,37)	1:A:104:ARG:HH11	2:B:80:ILE:CB	17	1.82
(1,37)	1:A:104:ARG:HH11	2:B:80:ILE:CD1	17	1.82
(1,37)	1:A:104:ARG:HH11	2:B:80:ILE:CG1	17	1.82
(1,37)	1:A:104:ARG:HH11	2:B:80:ILE:CG2	17	1.82
(1,37)	1:A:104:ARG:HH11	2:B:80:ILE:H	17	1.82
(1,37)	1:A:104:ARG:HH11	2:B:80:ILE:HA	17	1.82
(1,37)	1:A:104:ARG:HH11	2:B:80:ILE:HB	17	1.82
(1,37)	1:A:104:ARG:HH11	2:B:80:ILE:HD11	17	1.82
(1,37)	1:A:104:ARG:HH11	2:B:80:ILE:HD12	17	1.82
(1,37)	1:A:104:ARG:HH11	2:B:80:ILE:HD13	17	1.82
(1,37)	1:A:104:ARG:HH11	2:B:80:ILE:HG12	17	1.82
(1,37)	1:A:104:ARG:HH11	2:B:80:ILE:HG13	17	1.82
(1,37)	1:A:104:ARG:HH11	2:B:80:ILE:HG21	17	1.82
(1,37)	1:A:104:ARG:HH11	2:B:80:ILE:HG22	17	1.82
(1,37)	1:A:104:ARG:HH11	2:B:80:ILE:HG23	17	1.82
(1,37)	1:A:104:ARG:HH11	2:B:80:ILE:N	17	1.82
(1,37)	1:A:104:ARG:HH11	2:B:80:ILE:O	17	1.82
(1,37)	1:A:104:ARG:HH11	2:B:84:GLN:C	17	1.82
(1,37)	1:A:104:ARG:HH11	2:B:84:GLN:CA	17	1.82
(1,37)	1:A:104:ARG:HH11	2:B:84:GLN:CB	17	1.82
(1,37)	1:A:104:ARG:HH11	2:B:84:GLN:CD	17	1.82
(1,37)	1:A:104:ARG:HH11	2:B:84:GLN:CG	17	1.82
(1,37)	1:A:104:ARG:HH11	2:B:84:GLN:H	17	1.82
(1,37)	1:A:104:ARG:HH11	2:B:84:GLN:HA	17	1.82
(1,37)	1:A:104:ARG:HH11	2:B:84:GLN:HB2	17	1.82
(1,37)	1:A:104:ARG:HH11	2:B:84:GLN:HB3	17	1.82
(1,37)	1:A:104:ARG:HH11	2:B:84:GLN:HE21	17	1.82
(1,37)	1:A:104:ARG:HH11	2:B:84:GLN:HE22	17	1.82
(1,37)	1:A:104:ARG:HH11	2:B:84:GLN:HG2	17	1.82
(1,37)	1:A:104:ARG:HH11	2:B:84:GLN:HG3	17	1.82
(1,37)	1:A:104:ARG:HH11	2:B:84:GLN:N	17	1.82
(1,37)	1:A:104:ARG:HH11	2:B:84:GLN:NE2	17	1.82

*Continued on next page...*

*Continued from previous page...*

Key	Atom-1	Atom-2	Model ID	Violation (Å)
(1,37)	1:A:104:ARG:HH11	2:B:84:GLN:O	17	1.82
(1,37)	1:A:104:ARG:HH11	2:B:84:GLN:OE1	17	1.82
(1,37)	1:A:104:ARG:HH11	2:B:97:THR:C	17	1.82
(1,37)	1:A:104:ARG:HH11	2:B:97:THR:CA	17	1.82
(1,37)	1:A:104:ARG:HH11	2:B:97:THR:CB	17	1.82
(1,37)	1:A:104:ARG:HH11	2:B:97:THR:CG2	17	1.82
(1,37)	1:A:104:ARG:HH11	2:B:97:THR:H	17	1.82
(1,37)	1:A:104:ARG:HH11	2:B:97:THR:HA	17	1.82
(1,37)	1:A:104:ARG:HH11	2:B:97:THR:HB	17	1.82
(1,37)	1:A:104:ARG:HH11	2:B:97:THR:HG1	17	1.82
(1,37)	1:A:104:ARG:HH11	2:B:97:THR:HG21	17	1.82
(1,37)	1:A:104:ARG:HH11	2:B:97:THR:HG22	17	1.82
(1,37)	1:A:104:ARG:HH11	2:B:97:THR:HG23	17	1.82
(1,37)	1:A:104:ARG:HH11	2:B:97:THR:N	17	1.82
(1,37)	1:A:104:ARG:HH11	2:B:97:THR:O	17	1.82
(1,37)	1:A:104:ARG:HH11	2:B:97:THR:OG1	17	1.82
(1,37)	1:A:104:ARG:HH11	2:B:99:HIS:C	17	1.82
(1,37)	1:A:104:ARG:HH11	2:B:99:HIS:CA	17	1.82
(1,37)	1:A:104:ARG:HH11	2:B:99:HIS:CB	17	1.82
(1,37)	1:A:104:ARG:HH11	2:B:99:HIS:CD2	17	1.82
(1,37)	1:A:104:ARG:HH11	2:B:99:HIS:CE1	17	1.82
(1,37)	1:A:104:ARG:HH11	2:B:99:HIS:CG	17	1.82
(1,37)	1:A:104:ARG:HH11	2:B:99:HIS:H	17	1.82
(1,37)	1:A:104:ARG:HH11	2:B:99:HIS:HA	17	1.82
(1,37)	1:A:104:ARG:HH11	2:B:99:HIS:HB2	17	1.82
(1,37)	1:A:104:ARG:HH11	2:B:99:HIS:HB3	17	1.82
(1,37)	1:A:104:ARG:HH11	2:B:99:HIS:HD1	17	1.82
(1,37)	1:A:104:ARG:HH11	2:B:99:HIS:HD2	17	1.82
(1,37)	1:A:104:ARG:HH11	2:B:99:HIS:HE1	17	1.82
(1,37)	1:A:104:ARG:HH11	2:B:99:HIS:HE2	17	1.82
(1,37)	1:A:104:ARG:HH11	2:B:99:HIS:N	17	1.82
(1,37)	1:A:104:ARG:HH11	2:B:99:HIS:ND1	17	1.82
(1,37)	1:A:104:ARG:HH11	2:B:99:HIS:NE2	17	1.82
(1,37)	1:A:104:ARG:HH11	2:B:99:HIS:O	17	1.82
(1,37)	1:A:104:ARG:HH11	2:B:101:VAL:C	17	1.82
(1,37)	1:A:104:ARG:HH11	2:B:101:VAL:CA	17	1.82
(1,37)	1:A:104:ARG:HH11	2:B:101:VAL:CB	17	1.82
(1,37)	1:A:104:ARG:HH11	2:B:101:VAL:CG1	17	1.82
(1,37)	1:A:104:ARG:HH11	2:B:101:VAL:CG2	17	1.82
(1,37)	1:A:104:ARG:HH11	2:B:101:VAL:H	17	1.82
(1,37)	1:A:104:ARG:HH11	2:B:101:VAL:HA	17	1.82
(1,37)	1:A:104:ARG:HH11	2:B:101:VAL:HB	17	1.82

*Continued on next page...*

*Continued from previous page...*

Key	Atom-1	Atom-2	Model ID	Violation (Å)
(1,37)	1:A:104:ARG:HH11	2:B:101:VAL:HG11	17	1.82
(1,37)	1:A:104:ARG:HH11	2:B:101:VAL:HG12	17	1.82
(1,37)	1:A:104:ARG:HH11	2:B:101:VAL:HG13	17	1.82
(1,37)	1:A:104:ARG:HH11	2:B:101:VAL:HG21	17	1.82
(1,37)	1:A:104:ARG:HH11	2:B:101:VAL:HG22	17	1.82
(1,37)	1:A:104:ARG:HH11	2:B:101:VAL:HG23	17	1.82
(1,37)	1:A:104:ARG:HH11	2:B:101:VAL:N	17	1.82
(1,37)	1:A:104:ARG:HH11	2:B:101:VAL:O	17	1.82
(1,37)	1:A:104:ARG:HH12	2:B:75:ILE:C	17	1.82
(1,37)	1:A:104:ARG:HH12	2:B:75:ILE:CA	17	1.82
(1,37)	1:A:104:ARG:HH12	2:B:75:ILE:CB	17	1.82
(1,37)	1:A:104:ARG:HH12	2:B:75:ILE:CD1	17	1.82
(1,37)	1:A:104:ARG:HH12	2:B:75:ILE:CG1	17	1.82
(1,37)	1:A:104:ARG:HH12	2:B:75:ILE:CG2	17	1.82
(1,37)	1:A:104:ARG:HH12	2:B:75:ILE:H	17	1.82
(1,37)	1:A:104:ARG:HH12	2:B:75:ILE:HA	17	1.82
(1,37)	1:A:104:ARG:HH12	2:B:75:ILE:HB	17	1.82
(1,37)	1:A:104:ARG:HH12	2:B:75:ILE:HD11	17	1.82
(1,37)	1:A:104:ARG:HH12	2:B:75:ILE:HD12	17	1.82
(1,37)	1:A:104:ARG:HH12	2:B:75:ILE:HD13	17	1.82
(1,37)	1:A:104:ARG:HH12	2:B:75:ILE:HG12	17	1.82
(1,37)	1:A:104:ARG:HH12	2:B:75:ILE:HG13	17	1.82
(1,37)	1:A:104:ARG:HH12	2:B:75:ILE:HG21	17	1.82
(1,37)	1:A:104:ARG:HH12	2:B:75:ILE:HG22	17	1.82
(1,37)	1:A:104:ARG:HH12	2:B:75:ILE:HG23	17	1.82
(1,37)	1:A:104:ARG:HH12	2:B:75:ILE:N	17	1.82
(1,37)	1:A:104:ARG:HH12	2:B:75:ILE:O	17	1.82
(1,37)	1:A:104:ARG:HH12	2:B:77:ALA:C	17	1.82
(1,37)	1:A:104:ARG:HH12	2:B:77:ALA:CA	17	1.82
(1,37)	1:A:104:ARG:HH12	2:B:77:ALA:CB	17	1.82
(1,37)	1:A:104:ARG:HH12	2:B:77:ALA:H	17	1.82
(1,37)	1:A:104:ARG:HH12	2:B:77:ALA:HA	17	1.82
(1,37)	1:A:104:ARG:HH12	2:B:77:ALA:HB1	17	1.82
(1,37)	1:A:104:ARG:HH12	2:B:77:ALA:HB2	17	1.82
(1,37)	1:A:104:ARG:HH12	2:B:77:ALA:HB3	17	1.82
(1,37)	1:A:104:ARG:HH12	2:B:77:ALA:N	17	1.82
(1,37)	1:A:104:ARG:HH12	2:B:77:ALA:O	17	1.82
(1,37)	1:A:104:ARG:HH12	2:B:78:GLY:C	17	1.82
(1,37)	1:A:104:ARG:HH12	2:B:78:GLY:CA	17	1.82
(1,37)	1:A:104:ARG:HH12	2:B:78:GLY:H	17	1.82
(1,37)	1:A:104:ARG:HH12	2:B:78:GLY:HA2	17	1.82
(1,37)	1:A:104:ARG:HH12	2:B:78:GLY:HA3	17	1.82

*Continued on next page...*

*Continued from previous page...*

Key	Atom-1	Atom-2	Model ID	Violation (Å)
(1,37)	1:A:104:ARG:HH12	2:B:78:GLY:N	17	1.82
(1,37)	1:A:104:ARG:HH12	2:B:78:GLY:O	17	1.82
(1,37)	1:A:104:ARG:HH12	2:B:79:LYS:C	17	1.82
(1,37)	1:A:104:ARG:HH12	2:B:79:LYS:CA	17	1.82
(1,37)	1:A:104:ARG:HH12	2:B:79:LYS:CB	17	1.82
(1,37)	1:A:104:ARG:HH12	2:B:79:LYS:CD	17	1.82
(1,37)	1:A:104:ARG:HH12	2:B:79:LYS:CE	17	1.82
(1,37)	1:A:104:ARG:HH12	2:B:79:LYS:CG	17	1.82
(1,37)	1:A:104:ARG:HH12	2:B:79:LYS:H	17	1.82
(1,37)	1:A:104:ARG:HH12	2:B:79:LYS:HA	17	1.82
(1,37)	1:A:104:ARG:HH12	2:B:79:LYS:HB2	17	1.82
(1,37)	1:A:104:ARG:HH12	2:B:79:LYS:HB3	17	1.82
(1,37)	1:A:104:ARG:HH12	2:B:79:LYS:HD2	17	1.82
(1,37)	1:A:104:ARG:HH12	2:B:79:LYS:HD3	17	1.82
(1,37)	1:A:104:ARG:HH12	2:B:79:LYS:HE2	17	1.82
(1,37)	1:A:104:ARG:HH12	2:B:79:LYS:HE3	17	1.82
(1,37)	1:A:104:ARG:HH12	2:B:79:LYS:HG2	17	1.82
(1,37)	1:A:104:ARG:HH12	2:B:79:LYS:HG3	17	1.82
(1,37)	1:A:104:ARG:HH12	2:B:79:LYS:HZ1	17	1.82
(1,37)	1:A:104:ARG:HH12	2:B:79:LYS:HZ2	17	1.82
(1,37)	1:A:104:ARG:HH12	2:B:79:LYS:HZ3	17	1.82
(1,37)	1:A:104:ARG:HH12	2:B:79:LYS:N	17	1.82
(1,37)	1:A:104:ARG:HH12	2:B:79:LYS:NZ	17	1.82
(1,37)	1:A:104:ARG:HH12	2:B:79:LYS:O	17	1.82
(1,37)	1:A:104:ARG:HH12	2:B:80:ILE:C	17	1.82
(1,37)	1:A:104:ARG:HH12	2:B:80:ILE:CA	17	1.82
(1,37)	1:A:104:ARG:HH12	2:B:80:ILE:CB	17	1.82
(1,37)	1:A:104:ARG:HH12	2:B:80:ILE:CD1	17	1.82
(1,37)	1:A:104:ARG:HH12	2:B:80:ILE:CG1	17	1.82
(1,37)	1:A:104:ARG:HH12	2:B:80:ILE:CG2	17	1.82
(1,37)	1:A:104:ARG:HH12	2:B:80:ILE:H	17	1.82
(1,37)	1:A:104:ARG:HH12	2:B:80:ILE:HA	17	1.82
(1,37)	1:A:104:ARG:HH12	2:B:80:ILE:HB	17	1.82
(1,37)	1:A:104:ARG:HH12	2:B:80:ILE:HD11	17	1.82
(1,37)	1:A:104:ARG:HH12	2:B:80:ILE:HD12	17	1.82
(1,37)	1:A:104:ARG:HH12	2:B:80:ILE:HD13	17	1.82
(1,37)	1:A:104:ARG:HH12	2:B:80:ILE:HG12	17	1.82
(1,37)	1:A:104:ARG:HH12	2:B:80:ILE:HG13	17	1.82
(1,37)	1:A:104:ARG:HH12	2:B:80:ILE:HG21	17	1.82
(1,37)	1:A:104:ARG:HH12	2:B:80:ILE:HG22	17	1.82
(1,37)	1:A:104:ARG:HH12	2:B:80:ILE:HG23	17	1.82
(1,37)	1:A:104:ARG:HH12	2:B:80:ILE:N	17	1.82

*Continued on next page...*

*Continued from previous page...*

Key	Atom-1	Atom-2	Model ID	Violation (Å)
(1,37)	1:A:104:ARG:HH12	2:B:80:ILE:O	17	1.82
(1,37)	1:A:104:ARG:HH12	2:B:84:GLN:C	17	1.82
(1,37)	1:A:104:ARG:HH12	2:B:84:GLN:CA	17	1.82
(1,37)	1:A:104:ARG:HH12	2:B:84:GLN:CB	17	1.82
(1,37)	1:A:104:ARG:HH12	2:B:84:GLN:CD	17	1.82
(1,37)	1:A:104:ARG:HH12	2:B:84:GLN:CG	17	1.82
(1,37)	1:A:104:ARG:HH12	2:B:84:GLN:H	17	1.82
(1,37)	1:A:104:ARG:HH12	2:B:84:GLN:HA	17	1.82
(1,37)	1:A:104:ARG:HH12	2:B:84:GLN:HB2	17	1.82
(1,37)	1:A:104:ARG:HH12	2:B:84:GLN:HB3	17	1.82
(1,37)	1:A:104:ARG:HH12	2:B:84:GLN:HE21	17	1.82
(1,37)	1:A:104:ARG:HH12	2:B:84:GLN:HE22	17	1.82
(1,37)	1:A:104:ARG:HH12	2:B:84:GLN:HG2	17	1.82
(1,37)	1:A:104:ARG:HH12	2:B:84:GLN:HG3	17	1.82
(1,37)	1:A:104:ARG:HH12	2:B:84:GLN:N	17	1.82
(1,37)	1:A:104:ARG:HH12	2:B:84:GLN:NE2	17	1.82
(1,37)	1:A:104:ARG:HH12	2:B:84:GLN:O	17	1.82
(1,37)	1:A:104:ARG:HH12	2:B:84:GLN:OE1	17	1.82
(1,37)	1:A:104:ARG:HH12	2:B:97:THR:C	17	1.82
(1,37)	1:A:104:ARG:HH12	2:B:97:THR:CA	17	1.82
(1,37)	1:A:104:ARG:HH12	2:B:97:THR:CB	17	1.82
(1,37)	1:A:104:ARG:HH12	2:B:97:THR:CG2	17	1.82
(1,37)	1:A:104:ARG:HH12	2:B:97:THR:H	17	1.82
(1,37)	1:A:104:ARG:HH12	2:B:97:THR:HA	17	1.82
(1,37)	1:A:104:ARG:HH12	2:B:97:THR:HB	17	1.82
(1,37)	1:A:104:ARG:HH12	2:B:97:THR:HG1	17	1.82
(1,37)	1:A:104:ARG:HH12	2:B:97:THR:HG21	17	1.82
(1,37)	1:A:104:ARG:HH12	2:B:97:THR:HG22	17	1.82
(1,37)	1:A:104:ARG:HH12	2:B:97:THR:HG23	17	1.82
(1,37)	1:A:104:ARG:HH12	2:B:97:THR:N	17	1.82
(1,37)	1:A:104:ARG:HH12	2:B:97:THR:O	17	1.82
(1,37)	1:A:104:ARG:HH12	2:B:97:THR:OG1	17	1.82
(1,37)	1:A:104:ARG:HH12	2:B:99:HIS:C	17	1.82
(1,37)	1:A:104:ARG:HH12	2:B:99:HIS:CA	17	1.82
(1,37)	1:A:104:ARG:HH12	2:B:99:HIS:CB	17	1.82
(1,37)	1:A:104:ARG:HH12	2:B:99:HIS:CD2	17	1.82
(1,37)	1:A:104:ARG:HH12	2:B:99:HIS:CE1	17	1.82
(1,37)	1:A:104:ARG:HH12	2:B:99:HIS:CG	17	1.82
(1,37)	1:A:104:ARG:HH12	2:B:99:HIS:H	17	1.82
(1,37)	1:A:104:ARG:HH12	2:B:99:HIS:HA	17	1.82
(1,37)	1:A:104:ARG:HH12	2:B:99:HIS:HB2	17	1.82
(1,37)	1:A:104:ARG:HH12	2:B:99:HIS:HB3	17	1.82

*Continued on next page...*

*Continued from previous page...*

Key	Atom-1	Atom-2	Model ID	Violation (Å)
(1,37)	1:A:104:ARG:HH12	2:B:99:HIS:HD1	17	1.82
(1,37)	1:A:104:ARG:HH12	2:B:99:HIS:HD2	17	1.82
(1,37)	1:A:104:ARG:HH12	2:B:99:HIS:HE1	17	1.82
(1,37)	1:A:104:ARG:HH12	2:B:99:HIS:HE2	17	1.82
(1,37)	1:A:104:ARG:HH12	2:B:99:HIS:N	17	1.82
(1,37)	1:A:104:ARG:HH12	2:B:99:HIS:ND1	17	1.82
(1,37)	1:A:104:ARG:HH12	2:B:99:HIS:NE2	17	1.82
(1,37)	1:A:104:ARG:HH12	2:B:99:HIS:O	17	1.82
(1,37)	1:A:104:ARG:HH12	2:B:101:VAL:C	17	1.82
(1,37)	1:A:104:ARG:HH12	2:B:101:VAL:CA	17	1.82
(1,37)	1:A:104:ARG:HH12	2:B:101:VAL:CB	17	1.82
(1,37)	1:A:104:ARG:HH12	2:B:101:VAL:CG1	17	1.82
(1,37)	1:A:104:ARG:HH12	2:B:101:VAL:CG2	17	1.82
(1,37)	1:A:104:ARG:HH12	2:B:101:VAL:H	17	1.82
(1,37)	1:A:104:ARG:HH12	2:B:101:VAL:HA	17	1.82
(1,37)	1:A:104:ARG:HH12	2:B:101:VAL:HB	17	1.82
(1,37)	1:A:104:ARG:HH12	2:B:101:VAL:HG11	17	1.82
(1,37)	1:A:104:ARG:HH12	2:B:101:VAL:HG12	17	1.82
(1,37)	1:A:104:ARG:HH12	2:B:101:VAL:HG13	17	1.82
(1,37)	1:A:104:ARG:HH12	2:B:101:VAL:HG21	17	1.82
(1,37)	1:A:104:ARG:HH12	2:B:101:VAL:HG22	17	1.82
(1,37)	1:A:104:ARG:HH12	2:B:101:VAL:HG23	17	1.82
(1,37)	1:A:104:ARG:HH12	2:B:101:VAL:N	17	1.82
(1,37)	1:A:104:ARG:HH12	2:B:101:VAL:O	17	1.82
(1,37)	1:A:104:ARG:HH21	2:B:75:ILE:C	17	1.82
(1,37)	1:A:104:ARG:HH21	2:B:75:ILE:CA	17	1.82
(1,37)	1:A:104:ARG:HH21	2:B:75:ILE:CB	17	1.82
(1,37)	1:A:104:ARG:HH21	2:B:75:ILE:CD1	17	1.82
(1,37)	1:A:104:ARG:HH21	2:B:75:ILE:CG1	17	1.82
(1,37)	1:A:104:ARG:HH21	2:B:75:ILE:CG2	17	1.82
(1,37)	1:A:104:ARG:HH21	2:B:75:ILE:H	17	1.82
(1,37)	1:A:104:ARG:HH21	2:B:75:ILE:HA	17	1.82
(1,37)	1:A:104:ARG:HH21	2:B:75:ILE:HB	17	1.82
(1,37)	1:A:104:ARG:HH21	2:B:75:ILE:HD11	17	1.82
(1,37)	1:A:104:ARG:HH21	2:B:75:ILE:HD12	17	1.82
(1,37)	1:A:104:ARG:HH21	2:B:75:ILE:HD13	17	1.82
(1,37)	1:A:104:ARG:HH21	2:B:75:ILE:HG12	17	1.82
(1,37)	1:A:104:ARG:HH21	2:B:75:ILE:HG13	17	1.82
(1,37)	1:A:104:ARG:HH21	2:B:75:ILE:HG21	17	1.82
(1,37)	1:A:104:ARG:HH21	2:B:75:ILE:HG22	17	1.82
(1,37)	1:A:104:ARG:HH21	2:B:75:ILE:HG23	17	1.82
(1,37)	1:A:104:ARG:HH21	2:B:75:ILE:N	17	1.82

*Continued on next page...*

*Continued from previous page...*

Key	Atom-1	Atom-2	Model ID	Violation (Å)
(1,37)	1:A:104:ARG:HH21	2:B:75:ILE:O	17	1.82
(1,37)	1:A:104:ARG:HH21	2:B:77:ALA:C	17	1.82
(1,37)	1:A:104:ARG:HH21	2:B:77:ALA:CA	17	1.82
(1,37)	1:A:104:ARG:HH21	2:B:77:ALA:CB	17	1.82
(1,37)	1:A:104:ARG:HH21	2:B:77:ALA:H	17	1.82
(1,37)	1:A:104:ARG:HH21	2:B:77:ALA:HA	17	1.82
(1,37)	1:A:104:ARG:HH21	2:B:77:ALA:HB1	17	1.82
(1,37)	1:A:104:ARG:HH21	2:B:77:ALA:HB2	17	1.82
(1,37)	1:A:104:ARG:HH21	2:B:77:ALA:HB3	17	1.82
(1,37)	1:A:104:ARG:HH21	2:B:77:ALA:N	17	1.82
(1,37)	1:A:104:ARG:HH21	2:B:77:ALA:O	17	1.82
(1,37)	1:A:104:ARG:HH21	2:B:78:GLY:C	17	1.82
(1,37)	1:A:104:ARG:HH21	2:B:78:GLY:CA	17	1.82
(1,37)	1:A:104:ARG:HH21	2:B:78:GLY:H	17	1.82
(1,37)	1:A:104:ARG:HH21	2:B:78:GLY:HA2	17	1.82
(1,37)	1:A:104:ARG:HH21	2:B:78:GLY:HA3	17	1.82
(1,37)	1:A:104:ARG:HH21	2:B:78:GLY:N	17	1.82
(1,37)	1:A:104:ARG:HH21	2:B:78:GLY:O	17	1.82
(1,37)	1:A:104:ARG:HH21	2:B:79:LYS:C	17	1.82
(1,37)	1:A:104:ARG:HH21	2:B:79:LYS:CA	17	1.82
(1,37)	1:A:104:ARG:HH21	2:B:79:LYS:CB	17	1.82
(1,37)	1:A:104:ARG:HH21	2:B:79:LYS:CD	17	1.82
(1,37)	1:A:104:ARG:HH21	2:B:79:LYS:CE	17	1.82
(1,37)	1:A:104:ARG:HH21	2:B:79:LYS:CG	17	1.82
(1,37)	1:A:104:ARG:HH21	2:B:79:LYS:H	17	1.82
(1,37)	1:A:104:ARG:HH21	2:B:79:LYS:HA	17	1.82
(1,37)	1:A:104:ARG:HH21	2:B:79:LYS:HB2	17	1.82
(1,37)	1:A:104:ARG:HH21	2:B:79:LYS:HB3	17	1.82
(1,37)	1:A:104:ARG:HH21	2:B:79:LYS:HD2	17	1.82
(1,37)	1:A:104:ARG:HH21	2:B:79:LYS:HD3	17	1.82
(1,37)	1:A:104:ARG:HH21	2:B:79:LYS:HE2	17	1.82
(1,37)	1:A:104:ARG:HH21	2:B:79:LYS:HE3	17	1.82
(1,37)	1:A:104:ARG:HH21	2:B:79:LYS:HG2	17	1.82
(1,37)	1:A:104:ARG:HH21	2:B:79:LYS:HG3	17	1.82
(1,37)	1:A:104:ARG:HH21	2:B:79:LYS:HZ1	17	1.82
(1,37)	1:A:104:ARG:HH21	2:B:79:LYS:HZ2	17	1.82
(1,37)	1:A:104:ARG:HH21	2:B:79:LYS:HZ3	17	1.82
(1,37)	1:A:104:ARG:HH21	2:B:79:LYS:N	17	1.82
(1,37)	1:A:104:ARG:HH21	2:B:79:LYS:NZ	17	1.82
(1,37)	1:A:104:ARG:HH21	2:B:79:LYS:O	17	1.82
(1,37)	1:A:104:ARG:HH21	2:B:80:ILE:C	17	1.82
(1,37)	1:A:104:ARG:HH21	2:B:80:ILE:CA	17	1.82

*Continued on next page...*



*Continued from previous page...*

Key	Atom-1	Atom-2	Model ID	Violation (Å)
(1,37)	1:A:104:ARG:HH21	2:B:80:ILE:CB	17	1.82
(1,37)	1:A:104:ARG:HH21	2:B:80:ILE:CD1	17	1.82
(1,37)	1:A:104:ARG:HH21	2:B:80:ILE:CG1	17	1.82
(1,37)	1:A:104:ARG:HH21	2:B:80:ILE:CG2	17	1.82
(1,37)	1:A:104:ARG:HH21	2:B:80:ILE:H	17	1.82
(1,37)	1:A:104:ARG:HH21	2:B:80:ILE:HA	17	1.82
(1,37)	1:A:104:ARG:HH21	2:B:80:ILE:HB	17	1.82
(1,37)	1:A:104:ARG:HH21	2:B:80:ILE:HD11	17	1.82
(1,37)	1:A:104:ARG:HH21	2:B:80:ILE:HD12	17	1.82
(1,37)	1:A:104:ARG:HH21	2:B:80:ILE:HD13	17	1.82
(1,37)	1:A:104:ARG:HH21	2:B:80:ILE:HG12	17	1.82
(1,37)	1:A:104:ARG:HH21	2:B:80:ILE:HG13	17	1.82
(1,37)	1:A:104:ARG:HH21	2:B:80:ILE:HG21	17	1.82
(1,37)	1:A:104:ARG:HH21	2:B:80:ILE:HG22	17	1.82
(1,37)	1:A:104:ARG:HH21	2:B:80:ILE:HG23	17	1.82
(1,37)	1:A:104:ARG:HH21	2:B:80:ILE:N	17	1.82
(1,37)	1:A:104:ARG:HH21	2:B:80:ILE:O	17	1.82
(1,37)	1:A:104:ARG:HH21	2:B:84:GLN:C	17	1.82
(1,37)	1:A:104:ARG:HH21	2:B:84:GLN:CA	17	1.82
(1,37)	1:A:104:ARG:HH21	2:B:84:GLN:CB	17	1.82
(1,37)	1:A:104:ARG:HH21	2:B:84:GLN:CD	17	1.82
(1,37)	1:A:104:ARG:HH21	2:B:84:GLN:CG	17	1.82
(1,37)	1:A:104:ARG:HH21	2:B:84:GLN:H	17	1.82
(1,37)	1:A:104:ARG:HH21	2:B:84:GLN:HA	17	1.82
(1,37)	1:A:104:ARG:HH21	2:B:84:GLN:HB2	17	1.82
(1,37)	1:A:104:ARG:HH21	2:B:84:GLN:HB3	17	1.82
(1,37)	1:A:104:ARG:HH21	2:B:84:GLN:HE21	17	1.82
(1,37)	1:A:104:ARG:HH21	2:B:84:GLN:HE22	17	1.82
(1,37)	1:A:104:ARG:HH21	2:B:84:GLN:HG2	17	1.82
(1,37)	1:A:104:ARG:HH21	2:B:84:GLN:HG3	17	1.82
(1,37)	1:A:104:ARG:HH21	2:B:84:GLN:N	17	1.82
(1,37)	1:A:104:ARG:HH21	2:B:84:GLN:NE2	17	1.82
(1,37)	1:A:104:ARG:HH21	2:B:84:GLN:O	17	1.82
(1,37)	1:A:104:ARG:HH21	2:B:84:GLN:OE1	17	1.82
(1,37)	1:A:104:ARG:HH21	2:B:97:THR:C	17	1.82
(1,37)	1:A:104:ARG:HH21	2:B:97:THR:CA	17	1.82
(1,37)	1:A:104:ARG:HH21	2:B:97:THR:CB	17	1.82
(1,37)	1:A:104:ARG:HH21	2:B:97:THR:CG2	17	1.82
(1,37)	1:A:104:ARG:HH21	2:B:97:THR:H	17	1.82
(1,37)	1:A:104:ARG:HH21	2:B:97:THR:HA	17	1.82
(1,37)	1:A:104:ARG:HH21	2:B:97:THR:HB	17	1.82
(1,37)	1:A:104:ARG:HH21	2:B:97:THR:HG1	17	1.82

*Continued on next page...*

*Continued from previous page...*

Key	Atom-1	Atom-2	Model ID	Violation (Å)
(1,37)	1:A:104:ARG:HH21	2:B:97:THR:HG21	17	1.82
(1,37)	1:A:104:ARG:HH21	2:B:97:THR:HG22	17	1.82
(1,37)	1:A:104:ARG:HH21	2:B:97:THR:HG23	17	1.82
(1,37)	1:A:104:ARG:HH21	2:B:97:THR:N	17	1.82
(1,37)	1:A:104:ARG:HH21	2:B:97:THR:O	17	1.82
(1,37)	1:A:104:ARG:HH21	2:B:97:THR:OG1	17	1.82
(1,37)	1:A:104:ARG:HH21	2:B:99:HIS:C	17	1.82
(1,37)	1:A:104:ARG:HH21	2:B:99:HIS:CA	17	1.82
(1,37)	1:A:104:ARG:HH21	2:B:99:HIS:CB	17	1.82
(1,37)	1:A:104:ARG:HH21	2:B:99:HIS:CD2	17	1.82
(1,37)	1:A:104:ARG:HH21	2:B:99:HIS:CE1	17	1.82
(1,37)	1:A:104:ARG:HH21	2:B:99:HIS:CG	17	1.82
(1,37)	1:A:104:ARG:HH21	2:B:99:HIS:H	17	1.82
(1,37)	1:A:104:ARG:HH21	2:B:99:HIS:HA	17	1.82
(1,37)	1:A:104:ARG:HH21	2:B:99:HIS:HB2	17	1.82
(1,37)	1:A:104:ARG:HH21	2:B:99:HIS:HB3	17	1.82
(1,37)	1:A:104:ARG:HH21	2:B:99:HIS:HD1	17	1.82
(1,37)	1:A:104:ARG:HH21	2:B:99:HIS:HD2	17	1.82
(1,37)	1:A:104:ARG:HH21	2:B:99:HIS:HE1	17	1.82
(1,37)	1:A:104:ARG:HH21	2:B:99:HIS:HE2	17	1.82
(1,37)	1:A:104:ARG:HH21	2:B:99:HIS:N	17	1.82
(1,37)	1:A:104:ARG:HH21	2:B:99:HIS:ND1	17	1.82
(1,37)	1:A:104:ARG:HH21	2:B:99:HIS:NE2	17	1.82
(1,37)	1:A:104:ARG:HH21	2:B:99:HIS:O	17	1.82
(1,37)	1:A:104:ARG:HH21	2:B:101:VAL:C	17	1.82
(1,37)	1:A:104:ARG:HH21	2:B:101:VAL:CA	17	1.82
(1,37)	1:A:104:ARG:HH21	2:B:101:VAL:CB	17	1.82
(1,37)	1:A:104:ARG:HH21	2:B:101:VAL:CG1	17	1.82
(1,37)	1:A:104:ARG:HH21	2:B:101:VAL:CG2	17	1.82
(1,37)	1:A:104:ARG:HH21	2:B:101:VAL:H	17	1.82
(1,37)	1:A:104:ARG:HH21	2:B:101:VAL:HA	17	1.82
(1,37)	1:A:104:ARG:HH21	2:B:101:VAL:HB	17	1.82
(1,37)	1:A:104:ARG:HH21	2:B:101:VAL:HG11	17	1.82
(1,37)	1:A:104:ARG:HH21	2:B:101:VAL:HG12	17	1.82
(1,37)	1:A:104:ARG:HH21	2:B:101:VAL:HG13	17	1.82
(1,37)	1:A:104:ARG:HH21	2:B:101:VAL:HG21	17	1.82
(1,37)	1:A:104:ARG:HH21	2:B:101:VAL:HG22	17	1.82
(1,37)	1:A:104:ARG:HH21	2:B:101:VAL:HG23	17	1.82
(1,37)	1:A:104:ARG:HH21	2:B:101:VAL:N	17	1.82
(1,37)	1:A:104:ARG:HH21	2:B:101:VAL:O	17	1.82
(1,37)	1:A:104:ARG:HH22	2:B:75:ILE:C	17	1.82
(1,37)	1:A:104:ARG:HH22	2:B:75:ILE:CA	17	1.82

*Continued on next page...*

*Continued from previous page...*

Key	Atom-1	Atom-2	Model ID	Violation (Å)
(1,37)	1:A:104:ARG:HH22	2:B:75:ILE:CB	17	1.82
(1,37)	1:A:104:ARG:HH22	2:B:75:ILE:CD1	17	1.82
(1,37)	1:A:104:ARG:HH22	2:B:75:ILE:CG1	17	1.82
(1,37)	1:A:104:ARG:HH22	2:B:75:ILE:CG2	17	1.82
(1,37)	1:A:104:ARG:HH22	2:B:75:ILE:H	17	1.82
(1,37)	1:A:104:ARG:HH22	2:B:75:ILE:HA	17	1.82
(1,37)	1:A:104:ARG:HH22	2:B:75:ILE:HB	17	1.82
(1,37)	1:A:104:ARG:HH22	2:B:75:ILE:HD11	17	1.82
(1,37)	1:A:104:ARG:HH22	2:B:75:ILE:HD12	17	1.82
(1,37)	1:A:104:ARG:HH22	2:B:75:ILE:HD13	17	1.82
(1,37)	1:A:104:ARG:HH22	2:B:75:ILE:HG12	17	1.82
(1,37)	1:A:104:ARG:HH22	2:B:75:ILE:HG13	17	1.82
(1,37)	1:A:104:ARG:HH22	2:B:75:ILE:HG21	17	1.82
(1,37)	1:A:104:ARG:HH22	2:B:75:ILE:HG22	17	1.82
(1,37)	1:A:104:ARG:HH22	2:B:75:ILE:HG23	17	1.82
(1,37)	1:A:104:ARG:HH22	2:B:75:ILE:N	17	1.82
(1,37)	1:A:104:ARG:HH22	2:B:75:ILE:O	17	1.82
(1,37)	1:A:104:ARG:HH22	2:B:77:ALA:C	17	1.82
(1,37)	1:A:104:ARG:HH22	2:B:77:ALA:CA	17	1.82
(1,37)	1:A:104:ARG:HH22	2:B:77:ALA:CB	17	1.82
(1,37)	1:A:104:ARG:HH22	2:B:77:ALA:H	17	1.82
(1,37)	1:A:104:ARG:HH22	2:B:77:ALA:HA	17	1.82
(1,37)	1:A:104:ARG:HH22	2:B:77:ALA:HB1	17	1.82
(1,37)	1:A:104:ARG:HH22	2:B:77:ALA:HB2	17	1.82
(1,37)	1:A:104:ARG:HH22	2:B:77:ALA:HB3	17	1.82
(1,37)	1:A:104:ARG:HH22	2:B:77:ALA:N	17	1.82
(1,37)	1:A:104:ARG:HH22	2:B:77:ALA:O	17	1.82
(1,37)	1:A:104:ARG:HH22	2:B:78:GLY:C	17	1.82
(1,37)	1:A:104:ARG:HH22	2:B:78:GLY:CA	17	1.82
(1,37)	1:A:104:ARG:HH22	2:B:78:GLY:H	17	1.82
(1,37)	1:A:104:ARG:HH22	2:B:78:GLY:HA2	17	1.82
(1,37)	1:A:104:ARG:HH22	2:B:78:GLY:HA3	17	1.82
(1,37)	1:A:104:ARG:HH22	2:B:78:GLY:N	17	1.82
(1,37)	1:A:104:ARG:HH22	2:B:78:GLY:O	17	1.82
(1,37)	1:A:104:ARG:HH22	2:B:79:LYS:C	17	1.82
(1,37)	1:A:104:ARG:HH22	2:B:79:LYS:CA	17	1.82
(1,37)	1:A:104:ARG:HH22	2:B:79:LYS:CB	17	1.82
(1,37)	1:A:104:ARG:HH22	2:B:79:LYS:CD	17	1.82
(1,37)	1:A:104:ARG:HH22	2:B:79:LYS:CE	17	1.82
(1,37)	1:A:104:ARG:HH22	2:B:79:LYS:CG	17	1.82
(1,37)	1:A:104:ARG:HH22	2:B:79:LYS:H	17	1.82
(1,37)	1:A:104:ARG:HH22	2:B:79:LYS:HA	17	1.82

*Continued on next page...*

Continued from previous page...

Key	Atom-1	Atom-2	Model ID	Violation (Å)
(1,37)	1:A:104:ARG:HH22	2:B:79:LYS:HB2	17	1.82
(1,37)	1:A:104:ARG:HH22	2:B:79:LYS:HB3	17	1.82
(1,37)	1:A:104:ARG:HH22	2:B:79:LYS:HD2	17	1.82
(1,37)	1:A:104:ARG:HH22	2:B:79:LYS:HD3	17	1.82
(1,37)	1:A:104:ARG:HH22	2:B:79:LYS:HE2	17	1.82
(1,37)	1:A:104:ARG:HH22	2:B:79:LYS:HE3	17	1.82
(1,37)	1:A:104:ARG:HH22	2:B:79:LYS:HG2	17	1.82
(1,37)	1:A:104:ARG:HH22	2:B:79:LYS:HG3	17	1.82
(1,37)	1:A:104:ARG:HH22	2:B:79:LYS:HZ1	17	1.82
(1,37)	1:A:104:ARG:HH22	2:B:79:LYS:HZ2	17	1.82
(1,37)	1:A:104:ARG:HH22	2:B:79:LYS:HZ3	17	1.82
(1,37)	1:A:104:ARG:HH22	2:B:79:LYS:N	17	1.82
(1,37)	1:A:104:ARG:HH22	2:B:79:LYS:NZ	17	1.82
(1,37)	1:A:104:ARG:HH22	2:B:79:LYS:O	17	1.82
(1,37)	1:A:104:ARG:HH22	2:B:80:ILE:C	17	1.82
(1,37)	1:A:104:ARG:HH22	2:B:80:ILE:CA	17	1.82
(1,37)	1:A:104:ARG:HH22	2:B:80:ILE:CB	17	1.82
(1,37)	1:A:104:ARG:HH22	2:B:80:ILE:CD1	17	1.82
(1,37)	1:A:104:ARG:HH22	2:B:80:ILE:CG1	17	1.82
(1,37)	1:A:104:ARG:HH22	2:B:80:ILE:CG2	17	1.82
(1,37)	1:A:104:ARG:HH22	2:B:80:ILE:H	17	1.82
(1,37)	1:A:104:ARG:HH22	2:B:80:ILE:HA	17	1.82
(1,37)	1:A:104:ARG:HH22	2:B:80:ILE:HB	17	1.82
(1,37)	1:A:104:ARG:HH22	2:B:80:ILE:HD11	17	1.82
(1,37)	1:A:104:ARG:HH22	2:B:80:ILE:HD12	17	1.82
(1,37)	1:A:104:ARG:HH22	2:B:80:ILE:HD13	17	1.82
(1,37)	1:A:104:ARG:HH22	2:B:80:ILE:HG12	17	1.82
(1,37)	1:A:104:ARG:HH22	2:B:80:ILE:HG13	17	1.82
(1,37)	1:A:104:ARG:HH22	2:B:80:ILE:HG21	17	1.82
(1,37)	1:A:104:ARG:HH22	2:B:80:ILE:HG22	17	1.82
(1,37)	1:A:104:ARG:HH22	2:B:80:ILE:HG23	17	1.82
(1,37)	1:A:104:ARG:HH22	2:B:80:ILE:N	17	1.82
(1,37)	1:A:104:ARG:HH22	2:B:80:ILE:O	17	1.82
(1,37)	1:A:104:ARG:HH22	2:B:84:GLN:C	17	1.82
(1,37)	1:A:104:ARG:HH22	2:B:84:GLN:CA	17	1.82
(1,37)	1:A:104:ARG:HH22	2:B:84:GLN:CB	17	1.82
(1,37)	1:A:104:ARG:HH22	2:B:84:GLN:CD	17	1.82
(1,37)	1:A:104:ARG:HH22	2:B:84:GLN:CG	17	1.82
(1,37)	1:A:104:ARG:HH22	2:B:84:GLN:H	17	1.82
(1,37)	1:A:104:ARG:HH22	2:B:84:GLN:HA	17	1.82
(1,37)	1:A:104:ARG:HH22	2:B:84:GLN:HB2	17	1.82
(1,37)	1:A:104:ARG:HH22	2:B:84:GLN:HB3	17	1.82

Continued on next page...

*Continued from previous page...*

Key	Atom-1	Atom-2	Model ID	Violation (Å)
(1,37)	1:A:104:ARG:HH22	2:B:84:GLN:HE21	17	1.82
(1,37)	1:A:104:ARG:HH22	2:B:84:GLN:HE22	17	1.82
(1,37)	1:A:104:ARG:HH22	2:B:84:GLN:HG2	17	1.82
(1,37)	1:A:104:ARG:HH22	2:B:84:GLN:HG3	17	1.82
(1,37)	1:A:104:ARG:HH22	2:B:84:GLN:N	17	1.82
(1,37)	1:A:104:ARG:HH22	2:B:84:GLN:NE2	17	1.82
(1,37)	1:A:104:ARG:HH22	2:B:84:GLN:O	17	1.82
(1,37)	1:A:104:ARG:HH22	2:B:84:GLN:OE1	17	1.82
(1,37)	1:A:104:ARG:HH22	2:B:97:THR:C	17	1.82
(1,37)	1:A:104:ARG:HH22	2:B:97:THR:CA	17	1.82
(1,37)	1:A:104:ARG:HH22	2:B:97:THR:CB	17	1.82
(1,37)	1:A:104:ARG:HH22	2:B:97:THR:CG2	17	1.82
(1,37)	1:A:104:ARG:HH22	2:B:97:THR:H	17	1.82
(1,37)	1:A:104:ARG:HH22	2:B:97:THR:HA	17	1.82
(1,37)	1:A:104:ARG:HH22	2:B:97:THR:HB	17	1.82
(1,37)	1:A:104:ARG:HH22	2:B:97:THR:HG1	17	1.82
(1,37)	1:A:104:ARG:HH22	2:B:97:THR:HG21	17	1.82
(1,37)	1:A:104:ARG:HH22	2:B:97:THR:HG22	17	1.82
(1,37)	1:A:104:ARG:HH22	2:B:97:THR:HG23	17	1.82
(1,37)	1:A:104:ARG:HH22	2:B:97:THR:N	17	1.82
(1,37)	1:A:104:ARG:HH22	2:B:97:THR:O	17	1.82
(1,37)	1:A:104:ARG:HH22	2:B:97:THR:OG1	17	1.82
(1,37)	1:A:104:ARG:HH22	2:B:99:HIS:C	17	1.82
(1,37)	1:A:104:ARG:HH22	2:B:99:HIS:CA	17	1.82
(1,37)	1:A:104:ARG:HH22	2:B:99:HIS:CB	17	1.82
(1,37)	1:A:104:ARG:HH22	2:B:99:HIS:CD2	17	1.82
(1,37)	1:A:104:ARG:HH22	2:B:99:HIS:CE1	17	1.82
(1,37)	1:A:104:ARG:HH22	2:B:99:HIS:CG	17	1.82
(1,37)	1:A:104:ARG:HH22	2:B:99:HIS:H	17	1.82
(1,37)	1:A:104:ARG:HH22	2:B:99:HIS:HA	17	1.82
(1,37)	1:A:104:ARG:HH22	2:B:99:HIS:HB2	17	1.82
(1,37)	1:A:104:ARG:HH22	2:B:99:HIS:HB3	17	1.82
(1,37)	1:A:104:ARG:HH22	2:B:99:HIS:HD1	17	1.82
(1,37)	1:A:104:ARG:HH22	2:B:99:HIS:HD2	17	1.82
(1,37)	1:A:104:ARG:HH22	2:B:99:HIS:HE1	17	1.82
(1,37)	1:A:104:ARG:HH22	2:B:99:HIS:HE2	17	1.82
(1,37)	1:A:104:ARG:HH22	2:B:99:HIS:N	17	1.82
(1,37)	1:A:104:ARG:HH22	2:B:99:HIS:ND1	17	1.82
(1,37)	1:A:104:ARG:HH22	2:B:99:HIS:NE2	17	1.82
(1,37)	1:A:104:ARG:HH22	2:B:99:HIS:O	17	1.82
(1,37)	1:A:104:ARG:HH22	2:B:101:VAL:C	17	1.82
(1,37)	1:A:104:ARG:HH22	2:B:101:VAL:CA	17	1.82

*Continued on next page...*

*Continued from previous page...*

Key	Atom-1	Atom-2	Model ID	Violation (Å)
(1,37)	1:A:104:ARG:HH22	2:B:101:VAL:CB	17	1.82
(1,37)	1:A:104:ARG:HH22	2:B:101:VAL:CG1	17	1.82
(1,37)	1:A:104:ARG:HH22	2:B:101:VAL:CG2	17	1.82
(1,37)	1:A:104:ARG:HH22	2:B:101:VAL:H	17	1.82
(1,37)	1:A:104:ARG:HH22	2:B:101:VAL:HA	17	1.82
(1,37)	1:A:104:ARG:HH22	2:B:101:VAL:HB	17	1.82
(1,37)	1:A:104:ARG:HH22	2:B:101:VAL:HG11	17	1.82
(1,37)	1:A:104:ARG:HH22	2:B:101:VAL:HG12	17	1.82
(1,37)	1:A:104:ARG:HH22	2:B:101:VAL:HG13	17	1.82
(1,37)	1:A:104:ARG:HH22	2:B:101:VAL:HG21	17	1.82
(1,37)	1:A:104:ARG:HH22	2:B:101:VAL:HG22	17	1.82
(1,37)	1:A:104:ARG:HH22	2:B:101:VAL:HG23	17	1.82
(1,37)	1:A:104:ARG:HH22	2:B:101:VAL:N	17	1.82
(1,37)	1:A:104:ARG:HH22	2:B:101:VAL:O	17	1.82
(1,37)	1:A:104:ARG:N	2:B:75:ILE:C	17	1.82
(1,37)	1:A:104:ARG:N	2:B:75:ILE:CA	17	1.82
(1,37)	1:A:104:ARG:N	2:B:75:ILE:CB	17	1.82
(1,37)	1:A:104:ARG:N	2:B:75:ILE:CD1	17	1.82
(1,37)	1:A:104:ARG:N	2:B:75:ILE:CG1	17	1.82
(1,37)	1:A:104:ARG:N	2:B:75:ILE:CG2	17	1.82
(1,37)	1:A:104:ARG:N	2:B:75:ILE:H	17	1.82
(1,37)	1:A:104:ARG:N	2:B:75:ILE:HA	17	1.82
(1,37)	1:A:104:ARG:N	2:B:75:ILE:HB	17	1.82
(1,37)	1:A:104:ARG:N	2:B:75:ILE:HD11	17	1.82
(1,37)	1:A:104:ARG:N	2:B:75:ILE:HD12	17	1.82
(1,37)	1:A:104:ARG:N	2:B:75:ILE:HD13	17	1.82
(1,37)	1:A:104:ARG:N	2:B:75:ILE:HG12	17	1.82
(1,37)	1:A:104:ARG:N	2:B:75:ILE:HG13	17	1.82
(1,37)	1:A:104:ARG:N	2:B:75:ILE:HG21	17	1.82
(1,37)	1:A:104:ARG:N	2:B:75:ILE:HG22	17	1.82
(1,37)	1:A:104:ARG:N	2:B:75:ILE:HG23	17	1.82
(1,37)	1:A:104:ARG:N	2:B:75:ILE:N	17	1.82
(1,37)	1:A:104:ARG:N	2:B:75:ILE:O	17	1.82
(1,37)	1:A:104:ARG:N	2:B:77:ALA:C	17	1.82
(1,37)	1:A:104:ARG:N	2:B:77:ALA:CA	17	1.82
(1,37)	1:A:104:ARG:N	2:B:77:ALA:CB	17	1.82
(1,37)	1:A:104:ARG:N	2:B:77:ALA:H	17	1.82
(1,37)	1:A:104:ARG:N	2:B:77:ALA:HA	17	1.82
(1,37)	1:A:104:ARG:N	2:B:77:ALA:HB1	17	1.82
(1,37)	1:A:104:ARG:N	2:B:77:ALA:HB2	17	1.82
(1,37)	1:A:104:ARG:N	2:B:77:ALA:HB3	17	1.82
(1,37)	1:A:104:ARG:N	2:B:77:ALA:N	17	1.82

*Continued on next page...*

Continued from previous page...

Key	Atom-1	Atom-2	Model ID	Violation (Å)
(1,37)	1:A:104:ARG:N	2:B:77:ALA:O	17	1.82
(1,37)	1:A:104:ARG:N	2:B:78:GLY:C	17	1.82
(1,37)	1:A:104:ARG:N	2:B:78:GLY:CA	17	1.82
(1,37)	1:A:104:ARG:N	2:B:78:GLY:H	17	1.82
(1,37)	1:A:104:ARG:N	2:B:78:GLY:HA2	17	1.82
(1,37)	1:A:104:ARG:N	2:B:78:GLY:HA3	17	1.82
(1,37)	1:A:104:ARG:N	2:B:78:GLY:N	17	1.82
(1,37)	1:A:104:ARG:N	2:B:78:GLY:O	17	1.82
(1,37)	1:A:104:ARG:N	2:B:79:LYS:C	17	1.82
(1,37)	1:A:104:ARG:N	2:B:79:LYS:CA	17	1.82
(1,37)	1:A:104:ARG:N	2:B:79:LYS:CB	17	1.82
(1,37)	1:A:104:ARG:N	2:B:79:LYS:CD	17	1.82
(1,37)	1:A:104:ARG:N	2:B:79:LYS:CE	17	1.82
(1,37)	1:A:104:ARG:N	2:B:79:LYS:CG	17	1.82
(1,37)	1:A:104:ARG:N	2:B:79:LYS:H	17	1.82
(1,37)	1:A:104:ARG:N	2:B:79:LYS:HA	17	1.82
(1,37)	1:A:104:ARG:N	2:B:79:LYS:HB2	17	1.82
(1,37)	1:A:104:ARG:N	2:B:79:LYS:HB3	17	1.82
(1,37)	1:A:104:ARG:N	2:B:79:LYS:HD2	17	1.82
(1,37)	1:A:104:ARG:N	2:B:79:LYS:HD3	17	1.82
(1,37)	1:A:104:ARG:N	2:B:79:LYS:HE2	17	1.82
(1,37)	1:A:104:ARG:N	2:B:79:LYS:HE3	17	1.82
(1,37)	1:A:104:ARG:N	2:B:79:LYS:HG2	17	1.82
(1,37)	1:A:104:ARG:N	2:B:79:LYS:HG3	17	1.82
(1,37)	1:A:104:ARG:N	2:B:79:LYS:HZ1	17	1.82
(1,37)	1:A:104:ARG:N	2:B:79:LYS:HZ2	17	1.82
(1,37)	1:A:104:ARG:N	2:B:79:LYS:HZ3	17	1.82
(1,37)	1:A:104:ARG:N	2:B:79:LYS:N	17	1.82
(1,37)	1:A:104:ARG:N	2:B:79:LYS:NZ	17	1.82
(1,37)	1:A:104:ARG:N	2:B:79:LYS:O	17	1.82
(1,37)	1:A:104:ARG:N	2:B:80:ILE:C	17	1.82
(1,37)	1:A:104:ARG:N	2:B:80:ILE:CA	17	1.82
(1,37)	1:A:104:ARG:N	2:B:80:ILE:CB	17	1.82
(1,37)	1:A:104:ARG:N	2:B:80:ILE:CD1	17	1.82
(1,37)	1:A:104:ARG:N	2:B:80:ILE:CG1	17	1.82
(1,37)	1:A:104:ARG:N	2:B:80:ILE:CG2	17	1.82
(1,37)	1:A:104:ARG:N	2:B:80:ILE:H	17	1.82
(1,37)	1:A:104:ARG:N	2:B:80:ILE:HA	17	1.82
(1,37)	1:A:104:ARG:N	2:B:80:ILE:HB	17	1.82
(1,37)	1:A:104:ARG:N	2:B:80:ILE:HD11	17	1.82
(1,37)	1:A:104:ARG:N	2:B:80:ILE:HD12	17	1.82
(1,37)	1:A:104:ARG:N	2:B:80:ILE:HD13	17	1.82

Continued on next page...

*Continued from previous page...*

Key	Atom-1	Atom-2	Model ID	Violation (Å)
(1,37)	1:A:104:ARG:N	2:B:80:ILE:HG12	17	1.82
(1,37)	1:A:104:ARG:N	2:B:80:ILE:HG13	17	1.82
(1,37)	1:A:104:ARG:N	2:B:80:ILE:HG21	17	1.82
(1,37)	1:A:104:ARG:N	2:B:80:ILE:HG22	17	1.82
(1,37)	1:A:104:ARG:N	2:B:80:ILE:HG23	17	1.82
(1,37)	1:A:104:ARG:N	2:B:80:ILE:N	17	1.82
(1,37)	1:A:104:ARG:N	2:B:80:ILE:O	17	1.82
(1,37)	1:A:104:ARG:N	2:B:84:GLN:C	17	1.82
(1,37)	1:A:104:ARG:N	2:B:84:GLN:CA	17	1.82
(1,37)	1:A:104:ARG:N	2:B:84:GLN:CB	17	1.82
(1,37)	1:A:104:ARG:N	2:B:84:GLN:CD	17	1.82
(1,37)	1:A:104:ARG:N	2:B:84:GLN:CG	17	1.82
(1,37)	1:A:104:ARG:N	2:B:84:GLN:H	17	1.82
(1,37)	1:A:104:ARG:N	2:B:84:GLN:HA	17	1.82
(1,37)	1:A:104:ARG:N	2:B:84:GLN:HB2	17	1.82
(1,37)	1:A:104:ARG:N	2:B:84:GLN:HB3	17	1.82
(1,37)	1:A:104:ARG:N	2:B:84:GLN:HE21	17	1.82
(1,37)	1:A:104:ARG:N	2:B:84:GLN:HE22	17	1.82
(1,37)	1:A:104:ARG:N	2:B:84:GLN:HG2	17	1.82
(1,37)	1:A:104:ARG:N	2:B:84:GLN:HG3	17	1.82
(1,37)	1:A:104:ARG:N	2:B:84:GLN:N	17	1.82
(1,37)	1:A:104:ARG:N	2:B:84:GLN:NE2	17	1.82
(1,37)	1:A:104:ARG:N	2:B:84:GLN:O	17	1.82
(1,37)	1:A:104:ARG:N	2:B:84:GLN:OE1	17	1.82
(1,37)	1:A:104:ARG:N	2:B:97:THR:C	17	1.82
(1,37)	1:A:104:ARG:N	2:B:97:THR:CA	17	1.82
(1,37)	1:A:104:ARG:N	2:B:97:THR:CB	17	1.82
(1,37)	1:A:104:ARG:N	2:B:97:THR:CG2	17	1.82
(1,37)	1:A:104:ARG:N	2:B:97:THR:H	17	1.82
(1,37)	1:A:104:ARG:N	2:B:97:THR:HA	17	1.82
(1,37)	1:A:104:ARG:N	2:B:97:THR:HB	17	1.82
(1,37)	1:A:104:ARG:N	2:B:97:THR:HG1	17	1.82
(1,37)	1:A:104:ARG:N	2:B:97:THR:HG21	17	1.82
(1,37)	1:A:104:ARG:N	2:B:97:THR:HG22	17	1.82
(1,37)	1:A:104:ARG:N	2:B:97:THR:HG23	17	1.82
(1,37)	1:A:104:ARG:N	2:B:97:THR:N	17	1.82
(1,37)	1:A:104:ARG:N	2:B:97:THR:O	17	1.82
(1,37)	1:A:104:ARG:N	2:B:97:THR:OG1	17	1.82
(1,37)	1:A:104:ARG:N	2:B:99:HIS:C	17	1.82
(1,37)	1:A:104:ARG:N	2:B:99:HIS:CA	17	1.82
(1,37)	1:A:104:ARG:N	2:B:99:HIS:CB	17	1.82
(1,37)	1:A:104:ARG:N	2:B:99:HIS:CD2	17	1.82

*Continued on next page...*



*Continued from previous page...*

Key	Atom-1	Atom-2	Model ID	Violation (Å)
(1,37)	1:A:104:ARG:N	2:B:99:HIS:CE1	17	1.82
(1,37)	1:A:104:ARG:N	2:B:99:HIS:CG	17	1.82
(1,37)	1:A:104:ARG:N	2:B:99:HIS:H	17	1.82
(1,37)	1:A:104:ARG:N	2:B:99:HIS:HA	17	1.82
(1,37)	1:A:104:ARG:N	2:B:99:HIS:HB2	17	1.82
(1,37)	1:A:104:ARG:N	2:B:99:HIS:HB3	17	1.82
(1,37)	1:A:104:ARG:N	2:B:99:HIS:HD1	17	1.82
(1,37)	1:A:104:ARG:N	2:B:99:HIS:HD2	17	1.82
(1,37)	1:A:104:ARG:N	2:B:99:HIS:HE1	17	1.82
(1,37)	1:A:104:ARG:N	2:B:99:HIS:HE2	17	1.82
(1,37)	1:A:104:ARG:N	2:B:99:HIS:N	17	1.82
(1,37)	1:A:104:ARG:N	2:B:99:HIS:ND1	17	1.82
(1,37)	1:A:104:ARG:N	2:B:99:HIS:NE2	17	1.82
(1,37)	1:A:104:ARG:N	2:B:99:HIS:O	17	1.82
(1,37)	1:A:104:ARG:N	2:B:101:VAL:C	17	1.82
(1,37)	1:A:104:ARG:N	2:B:101:VAL:CA	17	1.82
(1,37)	1:A:104:ARG:N	2:B:101:VAL:CB	17	1.82
(1,37)	1:A:104:ARG:N	2:B:101:VAL:CG1	17	1.82
(1,37)	1:A:104:ARG:N	2:B:101:VAL:CG2	17	1.82
(1,37)	1:A:104:ARG:N	2:B:101:VAL:H	17	1.82
(1,37)	1:A:104:ARG:N	2:B:101:VAL:HA	17	1.82
(1,37)	1:A:104:ARG:N	2:B:101:VAL:HB	17	1.82
(1,37)	1:A:104:ARG:N	2:B:101:VAL:HG11	17	1.82
(1,37)	1:A:104:ARG:N	2:B:101:VAL:HG12	17	1.82
(1,37)	1:A:104:ARG:N	2:B:101:VAL:HG13	17	1.82
(1,37)	1:A:104:ARG:N	2:B:101:VAL:HG21	17	1.82
(1,37)	1:A:104:ARG:N	2:B:101:VAL:HG22	17	1.82
(1,37)	1:A:104:ARG:N	2:B:101:VAL:HG23	17	1.82
(1,37)	1:A:104:ARG:N	2:B:101:VAL:N	17	1.82
(1,37)	1:A:104:ARG:N	2:B:101:VAL:O	17	1.82
(1,37)	1:A:104:ARG:NE	2:B:75:ILE:C	17	1.82
(1,37)	1:A:104:ARG:NE	2:B:75:ILE:CA	17	1.82
(1,37)	1:A:104:ARG:NE	2:B:75:ILE:CB	17	1.82
(1,37)	1:A:104:ARG:NE	2:B:75:ILE:CD1	17	1.82
(1,37)	1:A:104:ARG:NE	2:B:75:ILE:CG1	17	1.82
(1,37)	1:A:104:ARG:NE	2:B:75:ILE:CG2	17	1.82
(1,37)	1:A:104:ARG:NE	2:B:75:ILE:H	17	1.82
(1,37)	1:A:104:ARG:NE	2:B:75:ILE:HA	17	1.82
(1,37)	1:A:104:ARG:NE	2:B:75:ILE:HB	17	1.82
(1,37)	1:A:104:ARG:NE	2:B:75:ILE:HD11	17	1.82
(1,37)	1:A:104:ARG:NE	2:B:75:ILE:HD12	17	1.82
(1,37)	1:A:104:ARG:NE	2:B:75:ILE:HD13	17	1.82

*Continued on next page...*

*Continued from previous page...*

Key	Atom-1	Atom-2	Model ID	Violation (Å)
(1,37)	1:A:104:ARG:NE	2:B:75:ILE:HG12	17	1.82
(1,37)	1:A:104:ARG:NE	2:B:75:ILE:HG13	17	1.82
(1,37)	1:A:104:ARG:NE	2:B:75:ILE:HG21	17	1.82
(1,37)	1:A:104:ARG:NE	2:B:75:ILE:HG22	17	1.82
(1,37)	1:A:104:ARG:NE	2:B:75:ILE:HG23	17	1.82
(1,37)	1:A:104:ARG:NE	2:B:75:ILE:N	17	1.82
(1,37)	1:A:104:ARG:NE	2:B:75:ILE:O	17	1.82
(1,37)	1:A:104:ARG:NE	2:B:77:ALA:C	17	1.82
(1,37)	1:A:104:ARG:NE	2:B:77:ALA:CA	17	1.82
(1,37)	1:A:104:ARG:NE	2:B:77:ALA:CB	17	1.82
(1,37)	1:A:104:ARG:NE	2:B:77:ALA:H	17	1.82
(1,37)	1:A:104:ARG:NE	2:B:77:ALA:HA	17	1.82
(1,37)	1:A:104:ARG:NE	2:B:77:ALA:HB1	17	1.82
(1,37)	1:A:104:ARG:NE	2:B:77:ALA:HB2	17	1.82
(1,37)	1:A:104:ARG:NE	2:B:77:ALA:HB3	17	1.82
(1,37)	1:A:104:ARG:NE	2:B:77:ALA:N	17	1.82
(1,37)	1:A:104:ARG:NE	2:B:77:ALA:O	17	1.82
(1,37)	1:A:104:ARG:NE	2:B:78:GLY:C	17	1.82
(1,37)	1:A:104:ARG:NE	2:B:78:GLY:CA	17	1.82
(1,37)	1:A:104:ARG:NE	2:B:78:GLY:H	17	1.82
(1,37)	1:A:104:ARG:NE	2:B:78:GLY:HA2	17	1.82
(1,37)	1:A:104:ARG:NE	2:B:78:GLY:HA3	17	1.82
(1,37)	1:A:104:ARG:NE	2:B:78:GLY:N	17	1.82
(1,37)	1:A:104:ARG:NE	2:B:78:GLY:O	17	1.82
(1,37)	1:A:104:ARG:NE	2:B:79:LYS:C	17	1.82
(1,37)	1:A:104:ARG:NE	2:B:79:LYS:CA	17	1.82
(1,37)	1:A:104:ARG:NE	2:B:79:LYS:CB	17	1.82
(1,37)	1:A:104:ARG:NE	2:B:79:LYS:CD	17	1.82
(1,37)	1:A:104:ARG:NE	2:B:79:LYS:CE	17	1.82
(1,37)	1:A:104:ARG:NE	2:B:79:LYS:CG	17	1.82
(1,37)	1:A:104:ARG:NE	2:B:79:LYS:H	17	1.82
(1,37)	1:A:104:ARG:NE	2:B:79:LYS:HA	17	1.82
(1,37)	1:A:104:ARG:NE	2:B:79:LYS:HB2	17	1.82
(1,37)	1:A:104:ARG:NE	2:B:79:LYS:HB3	17	1.82
(1,37)	1:A:104:ARG:NE	2:B:79:LYS:HD2	17	1.82
(1,37)	1:A:104:ARG:NE	2:B:79:LYS:HD3	17	1.82
(1,37)	1:A:104:ARG:NE	2:B:79:LYS:HE2	17	1.82
(1,37)	1:A:104:ARG:NE	2:B:79:LYS:HE3	17	1.82
(1,37)	1:A:104:ARG:NE	2:B:79:LYS:HG2	17	1.82
(1,37)	1:A:104:ARG:NE	2:B:79:LYS:HG3	17	1.82
(1,37)	1:A:104:ARG:NE	2:B:79:LYS:HZ1	17	1.82
(1,37)	1:A:104:ARG:NE	2:B:79:LYS:HZ2	17	1.82

*Continued on next page...*

*Continued from previous page...*

Key	Atom-1	Atom-2	Model ID	Violation (Å)
(1,37)	1:A:104:ARG:NE	2:B:79:LYS:HZ3	17	1.82
(1,37)	1:A:104:ARG:NE	2:B:79:LYS:N	17	1.82
(1,37)	1:A:104:ARG:NE	2:B:79:LYS:NZ	17	1.82
(1,37)	1:A:104:ARG:NE	2:B:79:LYS:O	17	1.82
(1,37)	1:A:104:ARG:NE	2:B:80:ILE:C	17	1.82
(1,37)	1:A:104:ARG:NE	2:B:80:ILE:CA	17	1.82
(1,37)	1:A:104:ARG:NE	2:B:80:ILE:CB	17	1.82
(1,37)	1:A:104:ARG:NE	2:B:80:ILE:CD1	17	1.82
(1,37)	1:A:104:ARG:NE	2:B:80:ILE:CG1	17	1.82
(1,37)	1:A:104:ARG:NE	2:B:80:ILE:CG2	17	1.82
(1,37)	1:A:104:ARG:NE	2:B:80:ILE:H	17	1.82
(1,37)	1:A:104:ARG:NE	2:B:80:ILE:HA	17	1.82
(1,37)	1:A:104:ARG:NE	2:B:80:ILE:HB	17	1.82
(1,37)	1:A:104:ARG:NE	2:B:80:ILE:HD11	17	1.82
(1,37)	1:A:104:ARG:NE	2:B:80:ILE:HD12	17	1.82
(1,37)	1:A:104:ARG:NE	2:B:80:ILE:HD13	17	1.82
(1,37)	1:A:104:ARG:NE	2:B:80:ILE:HG12	17	1.82
(1,37)	1:A:104:ARG:NE	2:B:80:ILE:HG13	17	1.82
(1,37)	1:A:104:ARG:NE	2:B:80:ILE:HG21	17	1.82
(1,37)	1:A:104:ARG:NE	2:B:80:ILE:HG22	17	1.82
(1,37)	1:A:104:ARG:NE	2:B:80:ILE:HG23	17	1.82
(1,37)	1:A:104:ARG:NE	2:B:80:ILE:N	17	1.82
(1,37)	1:A:104:ARG:NE	2:B:80:ILE:O	17	1.82
(1,37)	1:A:104:ARG:NE	2:B:84:GLN:C	17	1.82
(1,37)	1:A:104:ARG:NE	2:B:84:GLN:CA	17	1.82
(1,37)	1:A:104:ARG:NE	2:B:84:GLN:CB	17	1.82
(1,37)	1:A:104:ARG:NE	2:B:84:GLN:CD	17	1.82
(1,37)	1:A:104:ARG:NE	2:B:84:GLN:CG	17	1.82
(1,37)	1:A:104:ARG:NE	2:B:84:GLN:H	17	1.82
(1,37)	1:A:104:ARG:NE	2:B:84:GLN:HA	17	1.82
(1,37)	1:A:104:ARG:NE	2:B:84:GLN:HB2	17	1.82
(1,37)	1:A:104:ARG:NE	2:B:84:GLN:HB3	17	1.82
(1,37)	1:A:104:ARG:NE	2:B:84:GLN:HE21	17	1.82
(1,37)	1:A:104:ARG:NE	2:B:84:GLN:HE22	17	1.82
(1,37)	1:A:104:ARG:NE	2:B:84:GLN:HG2	17	1.82
(1,37)	1:A:104:ARG:NE	2:B:84:GLN:HG3	17	1.82
(1,37)	1:A:104:ARG:NE	2:B:84:GLN:N	17	1.82
(1,37)	1:A:104:ARG:NE	2:B:84:GLN:NE2	17	1.82
(1,37)	1:A:104:ARG:NE	2:B:84:GLN:O	17	1.82
(1,37)	1:A:104:ARG:NE	2:B:84:GLN:OE1	17	1.82
(1,37)	1:A:104:ARG:NE	2:B:97:THR:C	17	1.82
(1,37)	1:A:104:ARG:NE	2:B:97:THR:CA	17	1.82

*Continued on next page...*

*Continued from previous page...*

Key	Atom-1	Atom-2	Model ID	Violation (Å)
(1,37)	1:A:104:ARG:NE	2:B:97:THR:CB	17	1.82
(1,37)	1:A:104:ARG:NE	2:B:97:THR:CG2	17	1.82
(1,37)	1:A:104:ARG:NE	2:B:97:THR:H	17	1.82
(1,37)	1:A:104:ARG:NE	2:B:97:THR:HA	17	1.82
(1,37)	1:A:104:ARG:NE	2:B:97:THR:HB	17	1.82
(1,37)	1:A:104:ARG:NE	2:B:97:THR:HG1	17	1.82
(1,37)	1:A:104:ARG:NE	2:B:97:THR:HG21	17	1.82
(1,37)	1:A:104:ARG:NE	2:B:97:THR:HG22	17	1.82
(1,37)	1:A:104:ARG:NE	2:B:97:THR:HG23	17	1.82
(1,37)	1:A:104:ARG:NE	2:B:97:THR:N	17	1.82
(1,37)	1:A:104:ARG:NE	2:B:97:THR:O	17	1.82
(1,37)	1:A:104:ARG:NE	2:B:97:THR:OG1	17	1.82
(1,37)	1:A:104:ARG:NE	2:B:99:HIS:C	17	1.82
(1,37)	1:A:104:ARG:NE	2:B:99:HIS:CA	17	1.82
(1,37)	1:A:104:ARG:NE	2:B:99:HIS:CB	17	1.82
(1,37)	1:A:104:ARG:NE	2:B:99:HIS:CD2	17	1.82
(1,37)	1:A:104:ARG:NE	2:B:99:HIS:CE1	17	1.82
(1,37)	1:A:104:ARG:NE	2:B:99:HIS:CG	17	1.82
(1,37)	1:A:104:ARG:NE	2:B:99:HIS:H	17	1.82
(1,37)	1:A:104:ARG:NE	2:B:99:HIS:HA	17	1.82
(1,37)	1:A:104:ARG:NE	2:B:99:HIS:HB2	17	1.82
(1,37)	1:A:104:ARG:NE	2:B:99:HIS:HB3	17	1.82
(1,37)	1:A:104:ARG:NE	2:B:99:HIS:HD1	17	1.82
(1,37)	1:A:104:ARG:NE	2:B:99:HIS:HD2	17	1.82
(1,37)	1:A:104:ARG:NE	2:B:99:HIS:HE1	17	1.82
(1,37)	1:A:104:ARG:NE	2:B:99:HIS:HE2	17	1.82
(1,37)	1:A:104:ARG:NE	2:B:99:HIS:N	17	1.82
(1,37)	1:A:104:ARG:NE	2:B:99:HIS:ND1	17	1.82
(1,37)	1:A:104:ARG:NE	2:B:99:HIS:NE2	17	1.82
(1,37)	1:A:104:ARG:NE	2:B:99:HIS:O	17	1.82
(1,37)	1:A:104:ARG:NE	2:B:101:VAL:C	17	1.82
(1,37)	1:A:104:ARG:NE	2:B:101:VAL:CA	17	1.82
(1,37)	1:A:104:ARG:NE	2:B:101:VAL:CB	17	1.82
(1,37)	1:A:104:ARG:NE	2:B:101:VAL:CG1	17	1.82
(1,37)	1:A:104:ARG:NE	2:B:101:VAL:CG2	17	1.82
(1,37)	1:A:104:ARG:NE	2:B:101:VAL:H	17	1.82
(1,37)	1:A:104:ARG:NE	2:B:101:VAL:HA	17	1.82
(1,37)	1:A:104:ARG:NE	2:B:101:VAL:HB	17	1.82
(1,37)	1:A:104:ARG:NE	2:B:101:VAL:HG11	17	1.82
(1,37)	1:A:104:ARG:NE	2:B:101:VAL:HG12	17	1.82
(1,37)	1:A:104:ARG:NE	2:B:101:VAL:HG13	17	1.82
(1,37)	1:A:104:ARG:NE	2:B:101:VAL:HG21	17	1.82

*Continued on next page...*

*Continued from previous page...*

Key	Atom-1	Atom-2	Model ID	Violation (Å)
(1,37)	1:A:104:ARG:NE	2:B:101:VAL:HG22	17	1.82
(1,37)	1:A:104:ARG:NE	2:B:101:VAL:HG23	17	1.82
(1,37)	1:A:104:ARG:NE	2:B:101:VAL:N	17	1.82
(1,37)	1:A:104:ARG:NE	2:B:101:VAL:O	17	1.82
(1,37)	1:A:104:ARG:NH1	2:B:75:ILE:C	17	1.82
(1,37)	1:A:104:ARG:NH1	2:B:75:ILE:CA	17	1.82
(1,37)	1:A:104:ARG:NH1	2:B:75:ILE:CB	17	1.82
(1,37)	1:A:104:ARG:NH1	2:B:75:ILE:CD1	17	1.82
(1,37)	1:A:104:ARG:NH1	2:B:75:ILE:CG1	17	1.82
(1,37)	1:A:104:ARG:NH1	2:B:75:ILE:CG2	17	1.82
(1,37)	1:A:104:ARG:NH1	2:B:75:ILE:H	17	1.82
(1,37)	1:A:104:ARG:NH1	2:B:75:ILE:HA	17	1.82
(1,37)	1:A:104:ARG:NH1	2:B:75:ILE:HB	17	1.82
(1,37)	1:A:104:ARG:NH1	2:B:75:ILE:HD11	17	1.82
(1,37)	1:A:104:ARG:NH1	2:B:75:ILE:HD12	17	1.82
(1,37)	1:A:104:ARG:NH1	2:B:75:ILE:HD13	17	1.82
(1,37)	1:A:104:ARG:NH1	2:B:75:ILE:HG12	17	1.82
(1,37)	1:A:104:ARG:NH1	2:B:75:ILE:HG13	17	1.82
(1,37)	1:A:104:ARG:NH1	2:B:75:ILE:HG21	17	1.82
(1,37)	1:A:104:ARG:NH1	2:B:75:ILE:HG22	17	1.82
(1,37)	1:A:104:ARG:NH1	2:B:75:ILE:HG23	17	1.82
(1,37)	1:A:104:ARG:NH1	2:B:75:ILE:N	17	1.82
(1,37)	1:A:104:ARG:NH1	2:B:75:ILE:O	17	1.82
(1,37)	1:A:104:ARG:NH1	2:B:77:ALA:C	17	1.82
(1,37)	1:A:104:ARG:NH1	2:B:77:ALA:CA	17	1.82
(1,37)	1:A:104:ARG:NH1	2:B:77:ALA:CB	17	1.82
(1,37)	1:A:104:ARG:NH1	2:B:77:ALA:H	17	1.82
(1,37)	1:A:104:ARG:NH1	2:B:77:ALA:HA	17	1.82
(1,37)	1:A:104:ARG:NH1	2:B:77:ALA:HB1	17	1.82
(1,37)	1:A:104:ARG:NH1	2:B:77:ALA:HB2	17	1.82
(1,37)	1:A:104:ARG:NH1	2:B:77:ALA:HB3	17	1.82
(1,37)	1:A:104:ARG:NH1	2:B:77:ALA:N	17	1.82
(1,37)	1:A:104:ARG:NH1	2:B:77:ALA:O	17	1.82
(1,37)	1:A:104:ARG:NH1	2:B:78:GLY:C	17	1.82
(1,37)	1:A:104:ARG:NH1	2:B:78:GLY:CA	17	1.82
(1,37)	1:A:104:ARG:NH1	2:B:78:GLY:H	17	1.82
(1,37)	1:A:104:ARG:NH1	2:B:78:GLY:HA2	17	1.82
(1,37)	1:A:104:ARG:NH1	2:B:78:GLY:HA3	17	1.82
(1,37)	1:A:104:ARG:NH1	2:B:78:GLY:N	17	1.82
(1,37)	1:A:104:ARG:NH1	2:B:78:GLY:O	17	1.82
(1,37)	1:A:104:ARG:NH1	2:B:79:LYS:C	17	1.82
(1,37)	1:A:104:ARG:NH1	2:B:79:LYS:CA	17	1.82

*Continued on next page...*

*Continued from previous page...*

Key	Atom-1	Atom-2	Model ID	Violation (Å)
(1,37)	1:A:104:ARG:NH1	2:B:79:LYS:CB	17	1.82
(1,37)	1:A:104:ARG:NH1	2:B:79:LYS:CD	17	1.82
(1,37)	1:A:104:ARG:NH1	2:B:79:LYS:CE	17	1.82
(1,37)	1:A:104:ARG:NH1	2:B:79:LYS:CG	17	1.82
(1,37)	1:A:104:ARG:NH1	2:B:79:LYS:H	17	1.82
(1,37)	1:A:104:ARG:NH1	2:B:79:LYS:HA	17	1.82
(1,37)	1:A:104:ARG:NH1	2:B:79:LYS:HB2	17	1.82
(1,37)	1:A:104:ARG:NH1	2:B:79:LYS:HB3	17	1.82
(1,37)	1:A:104:ARG:NH1	2:B:79:LYS:HD2	17	1.82
(1,37)	1:A:104:ARG:NH1	2:B:79:LYS:HD3	17	1.82
(1,37)	1:A:104:ARG:NH1	2:B:79:LYS:HE2	17	1.82
(1,37)	1:A:104:ARG:NH1	2:B:79:LYS:HE3	17	1.82
(1,37)	1:A:104:ARG:NH1	2:B:79:LYS:HG2	17	1.82
(1,37)	1:A:104:ARG:NH1	2:B:79:LYS:HG3	17	1.82
(1,37)	1:A:104:ARG:NH1	2:B:79:LYS:HZ1	17	1.82
(1,37)	1:A:104:ARG:NH1	2:B:79:LYS:HZ2	17	1.82
(1,37)	1:A:104:ARG:NH1	2:B:79:LYS:HZ3	17	1.82
(1,37)	1:A:104:ARG:NH1	2:B:79:LYS:N	17	1.82
(1,37)	1:A:104:ARG:NH1	2:B:79:LYS:NZ	17	1.82
(1,37)	1:A:104:ARG:NH1	2:B:79:LYS:O	17	1.82
(1,37)	1:A:104:ARG:NH1	2:B:80:ILE:C	17	1.82
(1,37)	1:A:104:ARG:NH1	2:B:80:ILE:CA	17	1.82
(1,37)	1:A:104:ARG:NH1	2:B:80:ILE:CB	17	1.82
(1,37)	1:A:104:ARG:NH1	2:B:80:ILE:CD1	17	1.82
(1,37)	1:A:104:ARG:NH1	2:B:80:ILE:CG1	17	1.82
(1,37)	1:A:104:ARG:NH1	2:B:80:ILE:CG2	17	1.82
(1,37)	1:A:104:ARG:NH1	2:B:80:ILE:H	17	1.82
(1,37)	1:A:104:ARG:NH1	2:B:80:ILE:HA	17	1.82
(1,37)	1:A:104:ARG:NH1	2:B:80:ILE:HB	17	1.82
(1,37)	1:A:104:ARG:NH1	2:B:80:ILE:HD11	17	1.82
(1,37)	1:A:104:ARG:NH1	2:B:80:ILE:HD12	17	1.82
(1,37)	1:A:104:ARG:NH1	2:B:80:ILE:HD13	17	1.82
(1,37)	1:A:104:ARG:NH1	2:B:80:ILE:HG12	17	1.82
(1,37)	1:A:104:ARG:NH1	2:B:80:ILE:HG13	17	1.82
(1,37)	1:A:104:ARG:NH1	2:B:80:ILE:HG21	17	1.82
(1,37)	1:A:104:ARG:NH1	2:B:80:ILE:HG22	17	1.82
(1,37)	1:A:104:ARG:NH1	2:B:80:ILE:HG23	17	1.82
(1,37)	1:A:104:ARG:NH1	2:B:80:ILE:N	17	1.82
(1,37)	1:A:104:ARG:NH1	2:B:80:ILE:O	17	1.82
(1,37)	1:A:104:ARG:NH1	2:B:84:GLN:C	17	1.82
(1,37)	1:A:104:ARG:NH1	2:B:84:GLN:CA	17	1.82
(1,37)	1:A:104:ARG:NH1	2:B:84:GLN:CB	17	1.82

*Continued on next page...*

*Continued from previous page...*

Key	Atom-1	Atom-2	Model ID	Violation (Å)
(1,37)	1:A:104:ARG:NH1	2:B:84:GLN:CD	17	1.82
(1,37)	1:A:104:ARG:NH1	2:B:84:GLN:CG	17	1.82
(1,37)	1:A:104:ARG:NH1	2:B:84:GLN:H	17	1.82
(1,37)	1:A:104:ARG:NH1	2:B:84:GLN:HA	17	1.82
(1,37)	1:A:104:ARG:NH1	2:B:84:GLN:HB2	17	1.82
(1,37)	1:A:104:ARG:NH1	2:B:84:GLN:HB3	17	1.82
(1,37)	1:A:104:ARG:NH1	2:B:84:GLN:HE21	17	1.82
(1,37)	1:A:104:ARG:NH1	2:B:84:GLN:HE22	17	1.82
(1,37)	1:A:104:ARG:NH1	2:B:84:GLN:HG2	17	1.82
(1,37)	1:A:104:ARG:NH1	2:B:84:GLN:HG3	17	1.82
(1,37)	1:A:104:ARG:NH1	2:B:84:GLN:N	17	1.82
(1,37)	1:A:104:ARG:NH1	2:B:84:GLN:NE2	17	1.82
(1,37)	1:A:104:ARG:NH1	2:B:84:GLN:O	17	1.82
(1,37)	1:A:104:ARG:NH1	2:B:84:GLN:OE1	17	1.82
(1,37)	1:A:104:ARG:NH1	2:B:97:THR:C	17	1.82
(1,37)	1:A:104:ARG:NH1	2:B:97:THR:CA	17	1.82
(1,37)	1:A:104:ARG:NH1	2:B:97:THR:CB	17	1.82
(1,37)	1:A:104:ARG:NH1	2:B:97:THR:CG2	17	1.82
(1,37)	1:A:104:ARG:NH1	2:B:97:THR:H	17	1.82
(1,37)	1:A:104:ARG:NH1	2:B:97:THR:HA	17	1.82
(1,37)	1:A:104:ARG:NH1	2:B:97:THR:HB	17	1.82
(1,37)	1:A:104:ARG:NH1	2:B:97:THR:HG1	17	1.82
(1,37)	1:A:104:ARG:NH1	2:B:97:THR:HG21	17	1.82
(1,37)	1:A:104:ARG:NH1	2:B:97:THR:HG22	17	1.82
(1,37)	1:A:104:ARG:NH1	2:B:97:THR:HG23	17	1.82
(1,37)	1:A:104:ARG:NH1	2:B:97:THR:N	17	1.82
(1,37)	1:A:104:ARG:NH1	2:B:97:THR:O	17	1.82
(1,37)	1:A:104:ARG:NH1	2:B:97:THR:OG1	17	1.82
(1,37)	1:A:104:ARG:NH1	2:B:99:HIS:C	17	1.82
(1,37)	1:A:104:ARG:NH1	2:B:99:HIS:CA	17	1.82
(1,37)	1:A:104:ARG:NH1	2:B:99:HIS:CB	17	1.82
(1,37)	1:A:104:ARG:NH1	2:B:99:HIS:CD2	17	1.82
(1,37)	1:A:104:ARG:NH1	2:B:99:HIS:CE1	17	1.82
(1,37)	1:A:104:ARG:NH1	2:B:99:HIS:CG	17	1.82
(1,37)	1:A:104:ARG:NH1	2:B:99:HIS:H	17	1.82
(1,37)	1:A:104:ARG:NH1	2:B:99:HIS:HA	17	1.82
(1,37)	1:A:104:ARG:NH1	2:B:99:HIS:HB2	17	1.82
(1,37)	1:A:104:ARG:NH1	2:B:99:HIS:HB3	17	1.82
(1,37)	1:A:104:ARG:NH1	2:B:99:HIS:HD1	17	1.82
(1,37)	1:A:104:ARG:NH1	2:B:99:HIS:HD2	17	1.82
(1,37)	1:A:104:ARG:NH1	2:B:99:HIS:HE1	17	1.82
(1,37)	1:A:104:ARG:NH1	2:B:99:HIS:HE2	17	1.82

*Continued on next page...*

*Continued from previous page...*

Key	Atom-1	Atom-2	Model ID	Violation (Å)
(1,37)	1:A:104:ARG:NH1	2:B:99:HIS:N	17	1.82
(1,37)	1:A:104:ARG:NH1	2:B:99:HIS:ND1	17	1.82
(1,37)	1:A:104:ARG:NH1	2:B:99:HIS:NE2	17	1.82
(1,37)	1:A:104:ARG:NH1	2:B:99:HIS:O	17	1.82
(1,37)	1:A:104:ARG:NH1	2:B:101:VAL:C	17	1.82
(1,37)	1:A:104:ARG:NH1	2:B:101:VAL:CA	17	1.82
(1,37)	1:A:104:ARG:NH1	2:B:101:VAL:CB	17	1.82
(1,37)	1:A:104:ARG:NH1	2:B:101:VAL:CG1	17	1.82
(1,37)	1:A:104:ARG:NH1	2:B:101:VAL:CG2	17	1.82
(1,37)	1:A:104:ARG:NH1	2:B:101:VAL:H	17	1.82
(1,37)	1:A:104:ARG:NH1	2:B:101:VAL:HA	17	1.82
(1,37)	1:A:104:ARG:NH1	2:B:101:VAL:HB	17	1.82
(1,37)	1:A:104:ARG:NH1	2:B:101:VAL:HG11	17	1.82
(1,37)	1:A:104:ARG:NH1	2:B:101:VAL:HG12	17	1.82
(1,37)	1:A:104:ARG:NH1	2:B:101:VAL:HG13	17	1.82
(1,37)	1:A:104:ARG:NH1	2:B:101:VAL:HG21	17	1.82
(1,37)	1:A:104:ARG:NH1	2:B:101:VAL:HG22	17	1.82
(1,37)	1:A:104:ARG:NH1	2:B:101:VAL:HG23	17	1.82
(1,37)	1:A:104:ARG:NH1	2:B:101:VAL:N	17	1.82
(1,37)	1:A:104:ARG:NH1	2:B:101:VAL:O	17	1.82
(1,37)	1:A:104:ARG:NH2	2:B:75:ILE:C	17	1.82
(1,37)	1:A:104:ARG:NH2	2:B:75:ILE:CA	17	1.82
(1,37)	1:A:104:ARG:NH2	2:B:75:ILE:CB	17	1.82
(1,37)	1:A:104:ARG:NH2	2:B:75:ILE:CD1	17	1.82
(1,37)	1:A:104:ARG:NH2	2:B:75:ILE:CG1	17	1.82
(1,37)	1:A:104:ARG:NH2	2:B:75:ILE:CG2	17	1.82
(1,37)	1:A:104:ARG:NH2	2:B:75:ILE:H	17	1.82
(1,37)	1:A:104:ARG:NH2	2:B:75:ILE:HA	17	1.82
(1,37)	1:A:104:ARG:NH2	2:B:75:ILE:HB	17	1.82
(1,37)	1:A:104:ARG:NH2	2:B:75:ILE:HD11	17	1.82
(1,37)	1:A:104:ARG:NH2	2:B:75:ILE:HD12	17	1.82
(1,37)	1:A:104:ARG:NH2	2:B:75:ILE:HD13	17	1.82
(1,37)	1:A:104:ARG:NH2	2:B:75:ILE:HG12	17	1.82
(1,37)	1:A:104:ARG:NH2	2:B:75:ILE:HG13	17	1.82
(1,37)	1:A:104:ARG:NH2	2:B:75:ILE:HG21	17	1.82
(1,37)	1:A:104:ARG:NH2	2:B:75:ILE:HG22	17	1.82
(1,37)	1:A:104:ARG:NH2	2:B:75:ILE:HG23	17	1.82
(1,37)	1:A:104:ARG:NH2	2:B:75:ILE:N	17	1.82
(1,37)	1:A:104:ARG:NH2	2:B:75:ILE:O	17	1.82
(1,37)	1:A:104:ARG:NH2	2:B:77:ALA:C	17	1.82
(1,37)	1:A:104:ARG:NH2	2:B:77:ALA:CA	17	1.82
(1,37)	1:A:104:ARG:NH2	2:B:77:ALA:CB	17	1.82

*Continued on next page...*



*Continued from previous page...*

Key	Atom-1	Atom-2	Model ID	Violation (Å)
(1,37)	1:A:104:ARG:NH2	2:B:77:ALA:H	17	1.82
(1,37)	1:A:104:ARG:NH2	2:B:77:ALA:HA	17	1.82
(1,37)	1:A:104:ARG:NH2	2:B:77:ALA:HB1	17	1.82
(1,37)	1:A:104:ARG:NH2	2:B:77:ALA:HB2	17	1.82
(1,37)	1:A:104:ARG:NH2	2:B:77:ALA:HB3	17	1.82
(1,37)	1:A:104:ARG:NH2	2:B:77:ALA:N	17	1.82
(1,37)	1:A:104:ARG:NH2	2:B:77:ALA:O	17	1.82
(1,37)	1:A:104:ARG:NH2	2:B:78:GLY:C	17	1.82
(1,37)	1:A:104:ARG:NH2	2:B:78:GLY:CA	17	1.82
(1,37)	1:A:104:ARG:NH2	2:B:78:GLY:H	17	1.82
(1,37)	1:A:104:ARG:NH2	2:B:78:GLY:HA2	17	1.82
(1,37)	1:A:104:ARG:NH2	2:B:78:GLY:HA3	17	1.82
(1,37)	1:A:104:ARG:NH2	2:B:78:GLY:N	17	1.82
(1,37)	1:A:104:ARG:NH2	2:B:78:GLY:O	17	1.82
(1,37)	1:A:104:ARG:NH2	2:B:79:LYS:C	17	1.82
(1,37)	1:A:104:ARG:NH2	2:B:79:LYS:CA	17	1.82
(1,37)	1:A:104:ARG:NH2	2:B:79:LYS:CB	17	1.82
(1,37)	1:A:104:ARG:NH2	2:B:79:LYS:CD	17	1.82
(1,37)	1:A:104:ARG:NH2	2:B:79:LYS:CE	17	1.82
(1,37)	1:A:104:ARG:NH2	2:B:79:LYS:CG	17	1.82
(1,37)	1:A:104:ARG:NH2	2:B:79:LYS:H	17	1.82
(1,37)	1:A:104:ARG:NH2	2:B:79:LYS:HA	17	1.82
(1,37)	1:A:104:ARG:NH2	2:B:79:LYS:HB2	17	1.82
(1,37)	1:A:104:ARG:NH2	2:B:79:LYS:HB3	17	1.82
(1,37)	1:A:104:ARG:NH2	2:B:79:LYS:HD2	17	1.82
(1,37)	1:A:104:ARG:NH2	2:B:79:LYS:HD3	17	1.82
(1,37)	1:A:104:ARG:NH2	2:B:79:LYS:HE2	17	1.82
(1,37)	1:A:104:ARG:NH2	2:B:79:LYS:HE3	17	1.82
(1,37)	1:A:104:ARG:NH2	2:B:79:LYS:HG2	17	1.82
(1,37)	1:A:104:ARG:NH2	2:B:79:LYS:HG3	17	1.82
(1,37)	1:A:104:ARG:NH2	2:B:79:LYS:HZ1	17	1.82
(1,37)	1:A:104:ARG:NH2	2:B:79:LYS:HZ2	17	1.82
(1,37)	1:A:104:ARG:NH2	2:B:79:LYS:HZ3	17	1.82
(1,37)	1:A:104:ARG:NH2	2:B:79:LYS:N	17	1.82
(1,37)	1:A:104:ARG:NH2	2:B:79:LYS:NZ	17	1.82
(1,37)	1:A:104:ARG:NH2	2:B:79:LYS:O	17	1.82
(1,37)	1:A:104:ARG:NH2	2:B:80:ILE:C	17	1.82
(1,37)	1:A:104:ARG:NH2	2:B:80:ILE:CA	17	1.82
(1,37)	1:A:104:ARG:NH2	2:B:80:ILE:CB	17	1.82
(1,37)	1:A:104:ARG:NH2	2:B:80:ILE:CD1	17	1.82
(1,37)	1:A:104:ARG:NH2	2:B:80:ILE:CG1	17	1.82
(1,37)	1:A:104:ARG:NH2	2:B:80:ILE:CG2	17	1.82

*Continued on next page...*

*Continued from previous page...*

Key	Atom-1	Atom-2	Model ID	Violation (Å)
(1,37)	1:A:104:ARG:NH2	2:B:80:ILE:H	17	1.82
(1,37)	1:A:104:ARG:NH2	2:B:80:ILE:HA	17	1.82
(1,37)	1:A:104:ARG:NH2	2:B:80:ILE:HB	17	1.82
(1,37)	1:A:104:ARG:NH2	2:B:80:ILE:HD11	17	1.82
(1,37)	1:A:104:ARG:NH2	2:B:80:ILE:HD12	17	1.82
(1,37)	1:A:104:ARG:NH2	2:B:80:ILE:HD13	17	1.82
(1,37)	1:A:104:ARG:NH2	2:B:80:ILE:HG12	17	1.82
(1,37)	1:A:104:ARG:NH2	2:B:80:ILE:HG13	17	1.82
(1,37)	1:A:104:ARG:NH2	2:B:80:ILE:HG21	17	1.82
(1,37)	1:A:104:ARG:NH2	2:B:80:ILE:HG22	17	1.82
(1,37)	1:A:104:ARG:NH2	2:B:80:ILE:HG23	17	1.82
(1,37)	1:A:104:ARG:NH2	2:B:80:ILE:N	17	1.82
(1,37)	1:A:104:ARG:NH2	2:B:80:ILE:O	17	1.82
(1,37)	1:A:104:ARG:NH2	2:B:84:GLN:C	17	1.82
(1,37)	1:A:104:ARG:NH2	2:B:84:GLN:CA	17	1.82
(1,37)	1:A:104:ARG:NH2	2:B:84:GLN:CB	17	1.82
(1,37)	1:A:104:ARG:NH2	2:B:84:GLN:CD	17	1.82
(1,37)	1:A:104:ARG:NH2	2:B:84:GLN:CG	17	1.82
(1,37)	1:A:104:ARG:NH2	2:B:84:GLN:H	17	1.82
(1,37)	1:A:104:ARG:NH2	2:B:84:GLN:HA	17	1.82
(1,37)	1:A:104:ARG:NH2	2:B:84:GLN:HB2	17	1.82
(1,37)	1:A:104:ARG:NH2	2:B:84:GLN:HB3	17	1.82
(1,37)	1:A:104:ARG:NH2	2:B:84:GLN:HE21	17	1.82
(1,37)	1:A:104:ARG:NH2	2:B:84:GLN:HE22	17	1.82
(1,37)	1:A:104:ARG:NH2	2:B:84:GLN:HG2	17	1.82
(1,37)	1:A:104:ARG:NH2	2:B:84:GLN:HG3	17	1.82
(1,37)	1:A:104:ARG:NH2	2:B:84:GLN:N	17	1.82
(1,37)	1:A:104:ARG:NH2	2:B:84:GLN:NE2	17	1.82
(1,37)	1:A:104:ARG:NH2	2:B:84:GLN:O	17	1.82
(1,37)	1:A:104:ARG:NH2	2:B:84:GLN:OE1	17	1.82
(1,37)	1:A:104:ARG:NH2	2:B:97:THR:C	17	1.82
(1,37)	1:A:104:ARG:NH2	2:B:97:THR:CA	17	1.82
(1,37)	1:A:104:ARG:NH2	2:B:97:THR:CB	17	1.82
(1,37)	1:A:104:ARG:NH2	2:B:97:THR:CG2	17	1.82
(1,37)	1:A:104:ARG:NH2	2:B:97:THR:H	17	1.82
(1,37)	1:A:104:ARG:NH2	2:B:97:THR:HA	17	1.82
(1,37)	1:A:104:ARG:NH2	2:B:97:THR:HB	17	1.82
(1,37)	1:A:104:ARG:NH2	2:B:97:THR:HG1	17	1.82
(1,37)	1:A:104:ARG:NH2	2:B:97:THR:HG21	17	1.82
(1,37)	1:A:104:ARG:NH2	2:B:97:THR:HG22	17	1.82
(1,37)	1:A:104:ARG:NH2	2:B:97:THR:HG23	17	1.82
(1,37)	1:A:104:ARG:NH2	2:B:97:THR:N	17	1.82

*Continued on next page...*

*Continued from previous page...*

Key	Atom-1	Atom-2	Model ID	Violation (Å)
(1,37)	1:A:104:ARG:NH2	2:B:97:THR:O	17	1.82
(1,37)	1:A:104:ARG:NH2	2:B:97:THR:OG1	17	1.82
(1,37)	1:A:104:ARG:NH2	2:B:99:HIS:C	17	1.82
(1,37)	1:A:104:ARG:NH2	2:B:99:HIS:CA	17	1.82
(1,37)	1:A:104:ARG:NH2	2:B:99:HIS:CB	17	1.82
(1,37)	1:A:104:ARG:NH2	2:B:99:HIS:CD2	17	1.82
(1,37)	1:A:104:ARG:NH2	2:B:99:HIS:CE1	17	1.82
(1,37)	1:A:104:ARG:NH2	2:B:99:HIS:CG	17	1.82
(1,37)	1:A:104:ARG:NH2	2:B:99:HIS:H	17	1.82
(1,37)	1:A:104:ARG:NH2	2:B:99:HIS:HA	17	1.82
(1,37)	1:A:104:ARG:NH2	2:B:99:HIS:HB2	17	1.82
(1,37)	1:A:104:ARG:NH2	2:B:99:HIS:HB3	17	1.82
(1,37)	1:A:104:ARG:NH2	2:B:99:HIS:HD1	17	1.82
(1,37)	1:A:104:ARG:NH2	2:B:99:HIS:HD2	17	1.82
(1,37)	1:A:104:ARG:NH2	2:B:99:HIS:HE1	17	1.82
(1,37)	1:A:104:ARG:NH2	2:B:99:HIS:HE2	17	1.82
(1,37)	1:A:104:ARG:NH2	2:B:99:HIS:N	17	1.82
(1,37)	1:A:104:ARG:NH2	2:B:99:HIS:ND1	17	1.82
(1,37)	1:A:104:ARG:NH2	2:B:99:HIS:NE2	17	1.82
(1,37)	1:A:104:ARG:NH2	2:B:99:HIS:O	17	1.82
(1,37)	1:A:104:ARG:NH2	2:B:101:VAL:C	17	1.82
(1,37)	1:A:104:ARG:NH2	2:B:101:VAL:CA	17	1.82
(1,37)	1:A:104:ARG:NH2	2:B:101:VAL:CB	17	1.82
(1,37)	1:A:104:ARG:NH2	2:B:101:VAL:CG1	17	1.82
(1,37)	1:A:104:ARG:NH2	2:B:101:VAL:CG2	17	1.82
(1,37)	1:A:104:ARG:NH2	2:B:101:VAL:H	17	1.82
(1,37)	1:A:104:ARG:NH2	2:B:101:VAL:HA	17	1.82
(1,37)	1:A:104:ARG:NH2	2:B:101:VAL:HB	17	1.82
(1,37)	1:A:104:ARG:NH2	2:B:101:VAL:HG11	17	1.82
(1,37)	1:A:104:ARG:NH2	2:B:101:VAL:HG12	17	1.82
(1,37)	1:A:104:ARG:NH2	2:B:101:VAL:HG13	17	1.82
(1,37)	1:A:104:ARG:NH2	2:B:101:VAL:HG21	17	1.82
(1,37)	1:A:104:ARG:NH2	2:B:101:VAL:HG22	17	1.82
(1,37)	1:A:104:ARG:NH2	2:B:101:VAL:HG23	17	1.82
(1,37)	1:A:104:ARG:NH2	2:B:101:VAL:N	17	1.82
(1,37)	1:A:104:ARG:NH2	2:B:101:VAL:O	17	1.82
(1,37)	1:A:104:ARG:O	2:B:75:ILE:C	17	1.82
(1,37)	1:A:104:ARG:O	2:B:75:ILE:CA	17	1.82
(1,37)	1:A:104:ARG:O	2:B:75:ILE:CB	17	1.82
(1,37)	1:A:104:ARG:O	2:B:75:ILE:CD1	17	1.82
(1,37)	1:A:104:ARG:O	2:B:75:ILE:CG1	17	1.82
(1,37)	1:A:104:ARG:O	2:B:75:ILE:CG2	17	1.82

*Continued on next page...*

*Continued from previous page...*

Key	Atom-1	Atom-2	Model ID	Violation (Å)
(1,37)	1:A:104:ARG:O	2:B:75:ILE:H	17	1.82
(1,37)	1:A:104:ARG:O	2:B:75:ILE:HA	17	1.82
(1,37)	1:A:104:ARG:O	2:B:75:ILE:HB	17	1.82
(1,37)	1:A:104:ARG:O	2:B:75:ILE:HD11	17	1.82
(1,37)	1:A:104:ARG:O	2:B:75:ILE:HD12	17	1.82
(1,37)	1:A:104:ARG:O	2:B:75:ILE:HD13	17	1.82
(1,37)	1:A:104:ARG:O	2:B:75:ILE:HG12	17	1.82
(1,37)	1:A:104:ARG:O	2:B:75:ILE:HG13	17	1.82
(1,37)	1:A:104:ARG:O	2:B:75:ILE:HG21	17	1.82
(1,37)	1:A:104:ARG:O	2:B:75:ILE:HG22	17	1.82
(1,37)	1:A:104:ARG:O	2:B:75:ILE:HG23	17	1.82
(1,37)	1:A:104:ARG:O	2:B:75:ILE:N	17	1.82
(1,37)	1:A:104:ARG:O	2:B:75:ILE:O	17	1.82
(1,37)	1:A:104:ARG:O	2:B:77:ALA:C	17	1.82
(1,37)	1:A:104:ARG:O	2:B:77:ALA:CA	17	1.82
(1,37)	1:A:104:ARG:O	2:B:77:ALA:CB	17	1.82
(1,37)	1:A:104:ARG:O	2:B:77:ALA:H	17	1.82
(1,37)	1:A:104:ARG:O	2:B:77:ALA:HA	17	1.82
(1,37)	1:A:104:ARG:O	2:B:77:ALA:HB1	17	1.82
(1,37)	1:A:104:ARG:O	2:B:77:ALA:HB2	17	1.82
(1,37)	1:A:104:ARG:O	2:B:77:ALA:HB3	17	1.82
(1,37)	1:A:104:ARG:O	2:B:77:ALA:N	17	1.82
(1,37)	1:A:104:ARG:O	2:B:77:ALA:O	17	1.82
(1,37)	1:A:104:ARG:O	2:B:78:GLY:C	17	1.82
(1,37)	1:A:104:ARG:O	2:B:78:GLY:CA	17	1.82
(1,37)	1:A:104:ARG:O	2:B:78:GLY:H	17	1.82
(1,37)	1:A:104:ARG:O	2:B:78:GLY:HA2	17	1.82
(1,37)	1:A:104:ARG:O	2:B:78:GLY:HA3	17	1.82
(1,37)	1:A:104:ARG:O	2:B:78:GLY:N	17	1.82
(1,37)	1:A:104:ARG:O	2:B:78:GLY:O	17	1.82
(1,37)	1:A:104:ARG:O	2:B:79:LYS:C	17	1.82
(1,37)	1:A:104:ARG:O	2:B:79:LYS:CA	17	1.82
(1,37)	1:A:104:ARG:O	2:B:79:LYS:CB	17	1.82
(1,37)	1:A:104:ARG:O	2:B:79:LYS:CD	17	1.82
(1,37)	1:A:104:ARG:O	2:B:79:LYS:CE	17	1.82
(1,37)	1:A:104:ARG:O	2:B:79:LYS:CG	17	1.82
(1,37)	1:A:104:ARG:O	2:B:79:LYS:H	17	1.82
(1,37)	1:A:104:ARG:O	2:B:79:LYS:HA	17	1.82
(1,37)	1:A:104:ARG:O	2:B:79:LYS:HB2	17	1.82
(1,37)	1:A:104:ARG:O	2:B:79:LYS:HB3	17	1.82
(1,37)	1:A:104:ARG:O	2:B:79:LYS:HD2	17	1.82
(1,37)	1:A:104:ARG:O	2:B:79:LYS:HD3	17	1.82

*Continued on next page...*

*Continued from previous page...*

Key	Atom-1	Atom-2	Model ID	Violation (Å)
(1,37)	1:A:104:ARG:O	2:B:79:LYS:HE2	17	1.82
(1,37)	1:A:104:ARG:O	2:B:79:LYS:HE3	17	1.82
(1,37)	1:A:104:ARG:O	2:B:79:LYS:HG2	17	1.82
(1,37)	1:A:104:ARG:O	2:B:79:LYS:HG3	17	1.82
(1,37)	1:A:104:ARG:O	2:B:79:LYS:HZ1	17	1.82
(1,37)	1:A:104:ARG:O	2:B:79:LYS:HZ2	17	1.82
(1,37)	1:A:104:ARG:O	2:B:79:LYS:HZ3	17	1.82
(1,37)	1:A:104:ARG:O	2:B:79:LYS:N	17	1.82
(1,37)	1:A:104:ARG:O	2:B:79:LYS:NZ	17	1.82
(1,37)	1:A:104:ARG:O	2:B:79:LYS:O	17	1.82
(1,37)	1:A:104:ARG:O	2:B:80:ILE:C	17	1.82
(1,37)	1:A:104:ARG:O	2:B:80:ILE:CA	17	1.82
(1,37)	1:A:104:ARG:O	2:B:80:ILE:CB	17	1.82
(1,37)	1:A:104:ARG:O	2:B:80:ILE:CD1	17	1.82
(1,37)	1:A:104:ARG:O	2:B:80:ILE:CG1	17	1.82
(1,37)	1:A:104:ARG:O	2:B:80:ILE:CG2	17	1.82
(1,37)	1:A:104:ARG:O	2:B:80:ILE:H	17	1.82
(1,37)	1:A:104:ARG:O	2:B:80:ILE:HA	17	1.82
(1,37)	1:A:104:ARG:O	2:B:80:ILE:HB	17	1.82
(1,37)	1:A:104:ARG:O	2:B:80:ILE:HD11	17	1.82
(1,37)	1:A:104:ARG:O	2:B:80:ILE:HD12	17	1.82
(1,37)	1:A:104:ARG:O	2:B:80:ILE:HD13	17	1.82
(1,37)	1:A:104:ARG:O	2:B:80:ILE:HG12	17	1.82
(1,37)	1:A:104:ARG:O	2:B:80:ILE:HG13	17	1.82
(1,37)	1:A:104:ARG:O	2:B:80:ILE:HG21	17	1.82
(1,37)	1:A:104:ARG:O	2:B:80:ILE:HG22	17	1.82
(1,37)	1:A:104:ARG:O	2:B:80:ILE:HG23	17	1.82
(1,37)	1:A:104:ARG:O	2:B:80:ILE:N	17	1.82
(1,37)	1:A:104:ARG:O	2:B:80:ILE:O	17	1.82
(1,37)	1:A:104:ARG:O	2:B:84:GLN:C	17	1.82
(1,37)	1:A:104:ARG:O	2:B:84:GLN:CA	17	1.82
(1,37)	1:A:104:ARG:O	2:B:84:GLN:CB	17	1.82
(1,37)	1:A:104:ARG:O	2:B:84:GLN:CD	17	1.82
(1,37)	1:A:104:ARG:O	2:B:84:GLN:CG	17	1.82
(1,37)	1:A:104:ARG:O	2:B:84:GLN:H	17	1.82
(1,37)	1:A:104:ARG:O	2:B:84:GLN:HA	17	1.82
(1,37)	1:A:104:ARG:O	2:B:84:GLN:HB2	17	1.82
(1,37)	1:A:104:ARG:O	2:B:84:GLN:HB3	17	1.82
(1,37)	1:A:104:ARG:O	2:B:84:GLN:HE21	17	1.82
(1,37)	1:A:104:ARG:O	2:B:84:GLN:HE22	17	1.82
(1,37)	1:A:104:ARG:O	2:B:84:GLN:HG2	17	1.82
(1,37)	1:A:104:ARG:O	2:B:84:GLN:HG3	17	1.82

*Continued on next page...*

*Continued from previous page...*

Key	Atom-1	Atom-2	Model ID	Violation (Å)
(1,37)	1:A:104:ARG:O	2:B:84:GLN:N	17	1.82
(1,37)	1:A:104:ARG:O	2:B:84:GLN:NE2	17	1.82
(1,37)	1:A:104:ARG:O	2:B:84:GLN:O	17	1.82
(1,37)	1:A:104:ARG:O	2:B:84:GLN:OE1	17	1.82
(1,37)	1:A:104:ARG:O	2:B:97:THR:C	17	1.82
(1,37)	1:A:104:ARG:O	2:B:97:THR:CA	17	1.82
(1,37)	1:A:104:ARG:O	2:B:97:THR:CB	17	1.82
(1,37)	1:A:104:ARG:O	2:B:97:THR:CG2	17	1.82
(1,37)	1:A:104:ARG:O	2:B:97:THR:H	17	1.82
(1,37)	1:A:104:ARG:O	2:B:97:THR:HA	17	1.82
(1,37)	1:A:104:ARG:O	2:B:97:THR:HB	17	1.82
(1,37)	1:A:104:ARG:O	2:B:97:THR:HG1	17	1.82
(1,37)	1:A:104:ARG:O	2:B:97:THR:HG21	17	1.82
(1,37)	1:A:104:ARG:O	2:B:97:THR:HG22	17	1.82
(1,37)	1:A:104:ARG:O	2:B:97:THR:HG23	17	1.82
(1,37)	1:A:104:ARG:O	2:B:97:THR:N	17	1.82
(1,37)	1:A:104:ARG:O	2:B:97:THR:O	17	1.82
(1,37)	1:A:104:ARG:O	2:B:97:THR:OG1	17	1.82
(1,37)	1:A:104:ARG:O	2:B:99:HIS:C	17	1.82
(1,37)	1:A:104:ARG:O	2:B:99:HIS:CA	17	1.82
(1,37)	1:A:104:ARG:O	2:B:99:HIS:CB	17	1.82
(1,37)	1:A:104:ARG:O	2:B:99:HIS:CD2	17	1.82
(1,37)	1:A:104:ARG:O	2:B:99:HIS:CE1	17	1.82
(1,37)	1:A:104:ARG:O	2:B:99:HIS:CG	17	1.82
(1,37)	1:A:104:ARG:O	2:B:99:HIS:H	17	1.82
(1,37)	1:A:104:ARG:O	2:B:99:HIS:HA	17	1.82
(1,37)	1:A:104:ARG:O	2:B:99:HIS:HB2	17	1.82
(1,37)	1:A:104:ARG:O	2:B:99:HIS:HB3	17	1.82
(1,37)	1:A:104:ARG:O	2:B:99:HIS:HD1	17	1.82
(1,37)	1:A:104:ARG:O	2:B:99:HIS:HD2	17	1.82
(1,37)	1:A:104:ARG:O	2:B:99:HIS:HE1	17	1.82
(1,37)	1:A:104:ARG:O	2:B:99:HIS:HE2	17	1.82
(1,37)	1:A:104:ARG:O	2:B:99:HIS:N	17	1.82
(1,37)	1:A:104:ARG:O	2:B:99:HIS:ND1	17	1.82
(1,37)	1:A:104:ARG:O	2:B:99:HIS:NE2	17	1.82
(1,37)	1:A:104:ARG:O	2:B:99:HIS:O	17	1.82
(1,37)	1:A:104:ARG:O	2:B:101:VAL:C	17	1.82
(1,37)	1:A:104:ARG:O	2:B:101:VAL:CA	17	1.82
(1,37)	1:A:104:ARG:O	2:B:101:VAL:CB	17	1.82
(1,37)	1:A:104:ARG:O	2:B:101:VAL:CG1	17	1.82
(1,37)	1:A:104:ARG:O	2:B:101:VAL:CG2	17	1.82
(1,37)	1:A:104:ARG:O	2:B:101:VAL:H	17	1.82

*Continued on next page...*

*Continued from previous page...*

Key	Atom-1	Atom-2	Model ID	Violation (Å)
(1,37)	1:A:104:ARG:O	2:B:101:VAL:HA	17	1.82
(1,37)	1:A:104:ARG:O	2:B:101:VAL:HB	17	1.82
(1,37)	1:A:104:ARG:O	2:B:101:VAL:HG11	17	1.82
(1,37)	1:A:104:ARG:O	2:B:101:VAL:HG12	17	1.82
(1,37)	1:A:104:ARG:O	2:B:101:VAL:HG13	17	1.82
(1,37)	1:A:104:ARG:O	2:B:101:VAL:HG21	17	1.82
(1,37)	1:A:104:ARG:O	2:B:101:VAL:HG22	17	1.82
(1,37)	1:A:104:ARG:O	2:B:101:VAL:HG23	17	1.82
(1,37)	1:A:104:ARG:O	2:B:101:VAL:N	17	1.82
(1,37)	1:A:104:ARG:O	2:B:101:VAL:O	17	1.82
(1,37)	1:A:104:ARG:C	2:B:75:ILE:C	19	1.82
(1,37)	1:A:104:ARG:C	2:B:75:ILE:CA	19	1.82
(1,37)	1:A:104:ARG:C	2:B:75:ILE:CB	19	1.82
(1,37)	1:A:104:ARG:C	2:B:75:ILE:CD1	19	1.82
(1,37)	1:A:104:ARG:C	2:B:75:ILE:CG1	19	1.82
(1,37)	1:A:104:ARG:C	2:B:75:ILE:CG2	19	1.82
(1,37)	1:A:104:ARG:C	2:B:75:ILE:H	19	1.82
(1,37)	1:A:104:ARG:C	2:B:75:ILE:HA	19	1.82
(1,37)	1:A:104:ARG:C	2:B:75:ILE:HB	19	1.82
(1,37)	1:A:104:ARG:C	2:B:75:ILE:HD11	19	1.82
(1,37)	1:A:104:ARG:C	2:B:75:ILE:HD12	19	1.82
(1,37)	1:A:104:ARG:C	2:B:75:ILE:HD13	19	1.82
(1,37)	1:A:104:ARG:C	2:B:75:ILE:HG12	19	1.82
(1,37)	1:A:104:ARG:C	2:B:75:ILE:HG13	19	1.82
(1,37)	1:A:104:ARG:C	2:B:75:ILE:HG21	19	1.82
(1,37)	1:A:104:ARG:C	2:B:75:ILE:HG22	19	1.82
(1,37)	1:A:104:ARG:C	2:B:75:ILE:HG23	19	1.82
(1,37)	1:A:104:ARG:C	2:B:75:ILE:N	19	1.82
(1,37)	1:A:104:ARG:C	2:B:75:ILE:O	19	1.82
(1,37)	1:A:104:ARG:C	2:B:77:ALA:C	19	1.82
(1,37)	1:A:104:ARG:C	2:B:77:ALA:CA	19	1.82
(1,37)	1:A:104:ARG:C	2:B:77:ALA:CB	19	1.82
(1,37)	1:A:104:ARG:C	2:B:77:ALA:H	19	1.82
(1,37)	1:A:104:ARG:C	2:B:77:ALA:HA	19	1.82
(1,37)	1:A:104:ARG:C	2:B:77:ALA:HB1	19	1.82
(1,37)	1:A:104:ARG:C	2:B:77:ALA:HB2	19	1.82
(1,37)	1:A:104:ARG:C	2:B:77:ALA:HB3	19	1.82
(1,37)	1:A:104:ARG:C	2:B:77:ALA:N	19	1.82
(1,37)	1:A:104:ARG:C	2:B:77:ALA:O	19	1.82
(1,37)	1:A:104:ARG:C	2:B:78:GLY:C	19	1.82
(1,37)	1:A:104:ARG:C	2:B:78:GLY:CA	19	1.82
(1,37)	1:A:104:ARG:C	2:B:78:GLY:H	19	1.82

*Continued on next page...*

*Continued from previous page...*

Key	Atom-1	Atom-2	Model ID	Violation (Å)
(1,37)	1:A:104:ARG:C	2:B:78:GLY:HA2	19	1.82
(1,37)	1:A:104:ARG:C	2:B:78:GLY:HA3	19	1.82
(1,37)	1:A:104:ARG:C	2:B:78:GLY:N	19	1.82
(1,37)	1:A:104:ARG:C	2:B:78:GLY:O	19	1.82
(1,37)	1:A:104:ARG:C	2:B:79:LYS:C	19	1.82
(1,37)	1:A:104:ARG:C	2:B:79:LYS:CA	19	1.82
(1,37)	1:A:104:ARG:C	2:B:79:LYS:CB	19	1.82
(1,37)	1:A:104:ARG:C	2:B:79:LYS:CD	19	1.82
(1,37)	1:A:104:ARG:C	2:B:79:LYS:CE	19	1.82
(1,37)	1:A:104:ARG:C	2:B:79:LYS:CG	19	1.82
(1,37)	1:A:104:ARG:C	2:B:79:LYS:H	19	1.82
(1,37)	1:A:104:ARG:C	2:B:79:LYS:HA	19	1.82
(1,37)	1:A:104:ARG:C	2:B:79:LYS:HB2	19	1.82
(1,37)	1:A:104:ARG:C	2:B:79:LYS:HB3	19	1.82
(1,37)	1:A:104:ARG:C	2:B:79:LYS:HD2	19	1.82
(1,37)	1:A:104:ARG:C	2:B:79:LYS:HD3	19	1.82
(1,37)	1:A:104:ARG:C	2:B:79:LYS:HE2	19	1.82
(1,37)	1:A:104:ARG:C	2:B:79:LYS:HE3	19	1.82
(1,37)	1:A:104:ARG:C	2:B:79:LYS:HG2	19	1.82
(1,37)	1:A:104:ARG:C	2:B:79:LYS:HG3	19	1.82
(1,37)	1:A:104:ARG:C	2:B:79:LYS:HZ1	19	1.82
(1,37)	1:A:104:ARG:C	2:B:79:LYS:HZ2	19	1.82
(1,37)	1:A:104:ARG:C	2:B:79:LYS:HZ3	19	1.82
(1,37)	1:A:104:ARG:C	2:B:79:LYS:N	19	1.82
(1,37)	1:A:104:ARG:C	2:B:79:LYS:NZ	19	1.82
(1,37)	1:A:104:ARG:C	2:B:79:LYS:O	19	1.82
(1,37)	1:A:104:ARG:C	2:B:80:ILE:C	19	1.82
(1,37)	1:A:104:ARG:C	2:B:80:ILE:CA	19	1.82
(1,37)	1:A:104:ARG:C	2:B:80:ILE:CB	19	1.82
(1,37)	1:A:104:ARG:C	2:B:80:ILE:CD1	19	1.82
(1,37)	1:A:104:ARG:C	2:B:80:ILE:CG1	19	1.82
(1,37)	1:A:104:ARG:C	2:B:80:ILE:CG2	19	1.82
(1,37)	1:A:104:ARG:C	2:B:80:ILE:H	19	1.82
(1,37)	1:A:104:ARG:C	2:B:80:ILE:HA	19	1.82
(1,37)	1:A:104:ARG:C	2:B:80:ILE:HB	19	1.82
(1,37)	1:A:104:ARG:C	2:B:80:ILE:HD11	19	1.82
(1,37)	1:A:104:ARG:C	2:B:80:ILE:HD12	19	1.82
(1,37)	1:A:104:ARG:C	2:B:80:ILE:HD13	19	1.82
(1,37)	1:A:104:ARG:C	2:B:80:ILE:HG12	19	1.82
(1,37)	1:A:104:ARG:C	2:B:80:ILE:HG13	19	1.82
(1,37)	1:A:104:ARG:C	2:B:80:ILE:HG21	19	1.82
(1,37)	1:A:104:ARG:C	2:B:80:ILE:HG22	19	1.82

*Continued on next page...*



*Continued from previous page...*

Key	Atom-1	Atom-2	Model ID	Violation (Å)
(1,37)	1:A:104:ARG:C	2:B:80:ILE:HG23	19	1.82
(1,37)	1:A:104:ARG:C	2:B:80:ILE:N	19	1.82
(1,37)	1:A:104:ARG:C	2:B:80:ILE:O	19	1.82
(1,37)	1:A:104:ARG:C	2:B:84:GLN:C	19	1.82
(1,37)	1:A:104:ARG:C	2:B:84:GLN:CA	19	1.82
(1,37)	1:A:104:ARG:C	2:B:84:GLN:CB	19	1.82
(1,37)	1:A:104:ARG:C	2:B:84:GLN:CD	19	1.82
(1,37)	1:A:104:ARG:C	2:B:84:GLN:CG	19	1.82
(1,37)	1:A:104:ARG:C	2:B:84:GLN:H	19	1.82
(1,37)	1:A:104:ARG:C	2:B:84:GLN:HA	19	1.82
(1,37)	1:A:104:ARG:C	2:B:84:GLN:HB2	19	1.82
(1,37)	1:A:104:ARG:C	2:B:84:GLN:HB3	19	1.82
(1,37)	1:A:104:ARG:C	2:B:84:GLN:HE21	19	1.82
(1,37)	1:A:104:ARG:C	2:B:84:GLN:HE22	19	1.82
(1,37)	1:A:104:ARG:C	2:B:84:GLN:HG2	19	1.82
(1,37)	1:A:104:ARG:C	2:B:84:GLN:HG3	19	1.82
(1,37)	1:A:104:ARG:C	2:B:84:GLN:N	19	1.82
(1,37)	1:A:104:ARG:C	2:B:84:GLN:NE2	19	1.82
(1,37)	1:A:104:ARG:C	2:B:84:GLN:O	19	1.82
(1,37)	1:A:104:ARG:C	2:B:84:GLN:OE1	19	1.82
(1,37)	1:A:104:ARG:C	2:B:97:THR:C	19	1.82
(1,37)	1:A:104:ARG:C	2:B:97:THR:CA	19	1.82
(1,37)	1:A:104:ARG:C	2:B:97:THR:CB	19	1.82
(1,37)	1:A:104:ARG:C	2:B:97:THR:CG2	19	1.82
(1,37)	1:A:104:ARG:C	2:B:97:THR:H	19	1.82
(1,37)	1:A:104:ARG:C	2:B:97:THR:HA	19	1.82
(1,37)	1:A:104:ARG:C	2:B:97:THR:HB	19	1.82
(1,37)	1:A:104:ARG:C	2:B:97:THR:HG1	19	1.82
(1,37)	1:A:104:ARG:C	2:B:97:THR:HG21	19	1.82
(1,37)	1:A:104:ARG:C	2:B:97:THR:HG22	19	1.82
(1,37)	1:A:104:ARG:C	2:B:97:THR:HG23	19	1.82
(1,37)	1:A:104:ARG:C	2:B:97:THR:N	19	1.82
(1,37)	1:A:104:ARG:C	2:B:97:THR:O	19	1.82
(1,37)	1:A:104:ARG:C	2:B:97:THR:OG1	19	1.82
(1,37)	1:A:104:ARG:C	2:B:99:HIS:C	19	1.82
(1,37)	1:A:104:ARG:C	2:B:99:HIS:CA	19	1.82
(1,37)	1:A:104:ARG:C	2:B:99:HIS:CB	19	1.82
(1,37)	1:A:104:ARG:C	2:B:99:HIS:CD2	19	1.82
(1,37)	1:A:104:ARG:C	2:B:99:HIS:CE1	19	1.82
(1,37)	1:A:104:ARG:C	2:B:99:HIS:CG	19	1.82
(1,37)	1:A:104:ARG:C	2:B:99:HIS:H	19	1.82
(1,37)	1:A:104:ARG:C	2:B:99:HIS:HA	19	1.82

*Continued on next page...*

*Continued from previous page...*

Key	Atom-1	Atom-2	Model ID	Violation (Å)
(1,37)	1:A:104:ARG:C	2:B:99:HIS:HB2	19	1.82
(1,37)	1:A:104:ARG:C	2:B:99:HIS:HB3	19	1.82
(1,37)	1:A:104:ARG:C	2:B:99:HIS:HD1	19	1.82
(1,37)	1:A:104:ARG:C	2:B:99:HIS:HD2	19	1.82
(1,37)	1:A:104:ARG:C	2:B:99:HIS:HE1	19	1.82
(1,37)	1:A:104:ARG:C	2:B:99:HIS:HE2	19	1.82
(1,37)	1:A:104:ARG:C	2:B:99:HIS:N	19	1.82
(1,37)	1:A:104:ARG:C	2:B:99:HIS:ND1	19	1.82
(1,37)	1:A:104:ARG:C	2:B:99:HIS:NE2	19	1.82
(1,37)	1:A:104:ARG:C	2:B:99:HIS:O	19	1.82
(1,37)	1:A:104:ARG:C	2:B:101:VAL:C	19	1.82
(1,37)	1:A:104:ARG:C	2:B:101:VAL:CA	19	1.82
(1,37)	1:A:104:ARG:C	2:B:101:VAL:CB	19	1.82
(1,37)	1:A:104:ARG:C	2:B:101:VAL:CG1	19	1.82
(1,37)	1:A:104:ARG:C	2:B:101:VAL:CG2	19	1.82
(1,37)	1:A:104:ARG:C	2:B:101:VAL:H	19	1.82
(1,37)	1:A:104:ARG:C	2:B:101:VAL:HA	19	1.82
(1,37)	1:A:104:ARG:C	2:B:101:VAL:HB	19	1.82
(1,37)	1:A:104:ARG:C	2:B:101:VAL:HG11	19	1.82
(1,37)	1:A:104:ARG:C	2:B:101:VAL:HG12	19	1.82
(1,37)	1:A:104:ARG:C	2:B:101:VAL:HG13	19	1.82
(1,37)	1:A:104:ARG:C	2:B:101:VAL:HG21	19	1.82
(1,37)	1:A:104:ARG:C	2:B:101:VAL:HG22	19	1.82
(1,37)	1:A:104:ARG:C	2:B:101:VAL:HG23	19	1.82
(1,37)	1:A:104:ARG:C	2:B:101:VAL:N	19	1.82
(1,37)	1:A:104:ARG:C	2:B:101:VAL:O	19	1.82
(1,37)	1:A:104:ARG:CA	2:B:75:ILE:C	19	1.82
(1,37)	1:A:104:ARG:CA	2:B:75:ILE:CA	19	1.82
(1,37)	1:A:104:ARG:CA	2:B:75:ILE:CB	19	1.82
(1,37)	1:A:104:ARG:CA	2:B:75:ILE:CD1	19	1.82
(1,37)	1:A:104:ARG:CA	2:B:75:ILE:CG1	19	1.82
(1,37)	1:A:104:ARG:CA	2:B:75:ILE:CG2	19	1.82
(1,37)	1:A:104:ARG:CA	2:B:75:ILE:H	19	1.82
(1,37)	1:A:104:ARG:CA	2:B:75:ILE:HA	19	1.82
(1,37)	1:A:104:ARG:CA	2:B:75:ILE:HB	19	1.82
(1,37)	1:A:104:ARG:CA	2:B:75:ILE:HD11	19	1.82
(1,37)	1:A:104:ARG:CA	2:B:75:ILE:HD12	19	1.82
(1,37)	1:A:104:ARG:CA	2:B:75:ILE:HD13	19	1.82
(1,37)	1:A:104:ARG:CA	2:B:75:ILE:HG12	19	1.82
(1,37)	1:A:104:ARG:CA	2:B:75:ILE:HG13	19	1.82
(1,37)	1:A:104:ARG:CA	2:B:75:ILE:HG21	19	1.82
(1,37)	1:A:104:ARG:CA	2:B:75:ILE:HG22	19	1.82

*Continued on next page...*

Continued from previous page...

Key	Atom-1	Atom-2	Model ID	Violation (Å)
(1,37)	1:A:104:ARG:CA	2:B:75:ILE:HG23	19	1.82
(1,37)	1:A:104:ARG:CA	2:B:75:ILE:N	19	1.82
(1,37)	1:A:104:ARG:CA	2:B:75:ILE:O	19	1.82
(1,37)	1:A:104:ARG:CA	2:B:77:ALA:C	19	1.82
(1,37)	1:A:104:ARG:CA	2:B:77:ALA:CA	19	1.82
(1,37)	1:A:104:ARG:CA	2:B:77:ALA:CB	19	1.82
(1,37)	1:A:104:ARG:CA	2:B:77:ALA:H	19	1.82
(1,37)	1:A:104:ARG:CA	2:B:77:ALA:HA	19	1.82
(1,37)	1:A:104:ARG:CA	2:B:77:ALA:HB1	19	1.82
(1,37)	1:A:104:ARG:CA	2:B:77:ALA:HB2	19	1.82
(1,37)	1:A:104:ARG:CA	2:B:77:ALA:HB3	19	1.82
(1,37)	1:A:104:ARG:CA	2:B:77:ALA:N	19	1.82
(1,37)	1:A:104:ARG:CA	2:B:77:ALA:O	19	1.82
(1,37)	1:A:104:ARG:CA	2:B:78:GLY:C	19	1.82
(1,37)	1:A:104:ARG:CA	2:B:78:GLY:CA	19	1.82
(1,37)	1:A:104:ARG:CA	2:B:78:GLY:H	19	1.82
(1,37)	1:A:104:ARG:CA	2:B:78:GLY:HA2	19	1.82
(1,37)	1:A:104:ARG:CA	2:B:78:GLY:HA3	19	1.82
(1,37)	1:A:104:ARG:CA	2:B:78:GLY:N	19	1.82
(1,37)	1:A:104:ARG:CA	2:B:78:GLY:O	19	1.82
(1,37)	1:A:104:ARG:CA	2:B:79:LYS:C	19	1.82
(1,37)	1:A:104:ARG:CA	2:B:79:LYS:CA	19	1.82
(1,37)	1:A:104:ARG:CA	2:B:79:LYS:CB	19	1.82
(1,37)	1:A:104:ARG:CA	2:B:79:LYS:CD	19	1.82
(1,37)	1:A:104:ARG:CA	2:B:79:LYS:CE	19	1.82
(1,37)	1:A:104:ARG:CA	2:B:79:LYS:CG	19	1.82
(1,37)	1:A:104:ARG:CA	2:B:79:LYS:H	19	1.82
(1,37)	1:A:104:ARG:CA	2:B:79:LYS:HA	19	1.82
(1,37)	1:A:104:ARG:CA	2:B:79:LYS:HB2	19	1.82
(1,37)	1:A:104:ARG:CA	2:B:79:LYS:HB3	19	1.82
(1,37)	1:A:104:ARG:CA	2:B:79:LYS:HD2	19	1.82
(1,37)	1:A:104:ARG:CA	2:B:79:LYS:HD3	19	1.82
(1,37)	1:A:104:ARG:CA	2:B:79:LYS:HE2	19	1.82
(1,37)	1:A:104:ARG:CA	2:B:79:LYS:HE3	19	1.82
(1,37)	1:A:104:ARG:CA	2:B:79:LYS:HG2	19	1.82
(1,37)	1:A:104:ARG:CA	2:B:79:LYS:HG3	19	1.82
(1,37)	1:A:104:ARG:CA	2:B:79:LYS:HZ1	19	1.82
(1,37)	1:A:104:ARG:CA	2:B:79:LYS:HZ2	19	1.82
(1,37)	1:A:104:ARG:CA	2:B:79:LYS:HZ3	19	1.82
(1,37)	1:A:104:ARG:CA	2:B:79:LYS:N	19	1.82
(1,37)	1:A:104:ARG:CA	2:B:79:LYS:NZ	19	1.82
(1,37)	1:A:104:ARG:CA	2:B:79:LYS:O	19	1.82

Continued on next page...

*Continued from previous page...*

Key	Atom-1	Atom-2	Model ID	Violation (Å)
(1,37)	1:A:104:ARG:CA	2:B:80:ILE:C	19	1.82
(1,37)	1:A:104:ARG:CA	2:B:80:ILE:CA	19	1.82
(1,37)	1:A:104:ARG:CA	2:B:80:ILE:CB	19	1.82
(1,37)	1:A:104:ARG:CA	2:B:80:ILE:CD1	19	1.82
(1,37)	1:A:104:ARG:CA	2:B:80:ILE:CG1	19	1.82
(1,37)	1:A:104:ARG:CA	2:B:80:ILE:CG2	19	1.82
(1,37)	1:A:104:ARG:CA	2:B:80:ILE:H	19	1.82
(1,37)	1:A:104:ARG:CA	2:B:80:ILE:HA	19	1.82
(1,37)	1:A:104:ARG:CA	2:B:80:ILE:HB	19	1.82
(1,37)	1:A:104:ARG:CA	2:B:80:ILE:HD11	19	1.82
(1,37)	1:A:104:ARG:CA	2:B:80:ILE:HD12	19	1.82
(1,37)	1:A:104:ARG:CA	2:B:80:ILE:HD13	19	1.82
(1,37)	1:A:104:ARG:CA	2:B:80:ILE:HG12	19	1.82
(1,37)	1:A:104:ARG:CA	2:B:80:ILE:HG13	19	1.82
(1,37)	1:A:104:ARG:CA	2:B:80:ILE:HG21	19	1.82
(1,37)	1:A:104:ARG:CA	2:B:80:ILE:HG22	19	1.82
(1,37)	1:A:104:ARG:CA	2:B:80:ILE:HG23	19	1.82
(1,37)	1:A:104:ARG:CA	2:B:80:ILE:N	19	1.82
(1,37)	1:A:104:ARG:CA	2:B:80:ILE:O	19	1.82
(1,37)	1:A:104:ARG:CA	2:B:84:GLN:C	19	1.82
(1,37)	1:A:104:ARG:CA	2:B:84:GLN:CA	19	1.82
(1,37)	1:A:104:ARG:CA	2:B:84:GLN:CB	19	1.82
(1,37)	1:A:104:ARG:CA	2:B:84:GLN:CD	19	1.82
(1,37)	1:A:104:ARG:CA	2:B:84:GLN:CG	19	1.82
(1,37)	1:A:104:ARG:CA	2:B:84:GLN:H	19	1.82
(1,37)	1:A:104:ARG:CA	2:B:84:GLN:HA	19	1.82
(1,37)	1:A:104:ARG:CA	2:B:84:GLN:HB2	19	1.82
(1,37)	1:A:104:ARG:CA	2:B:84:GLN:HB3	19	1.82
(1,37)	1:A:104:ARG:CA	2:B:84:GLN:HE21	19	1.82
(1,37)	1:A:104:ARG:CA	2:B:84:GLN:HE22	19	1.82
(1,37)	1:A:104:ARG:CA	2:B:84:GLN:HG2	19	1.82
(1,37)	1:A:104:ARG:CA	2:B:84:GLN:HG3	19	1.82
(1,37)	1:A:104:ARG:CA	2:B:84:GLN:N	19	1.82
(1,37)	1:A:104:ARG:CA	2:B:84:GLN:NE2	19	1.82
(1,37)	1:A:104:ARG:CA	2:B:84:GLN:O	19	1.82
(1,37)	1:A:104:ARG:CA	2:B:84:GLN:OE1	19	1.82
(1,37)	1:A:104:ARG:CA	2:B:97:THR:C	19	1.82
(1,37)	1:A:104:ARG:CA	2:B:97:THR:CA	19	1.82
(1,37)	1:A:104:ARG:CA	2:B:97:THR:CB	19	1.82
(1,37)	1:A:104:ARG:CA	2:B:97:THR:CG2	19	1.82
(1,37)	1:A:104:ARG:CA	2:B:97:THR:H	19	1.82
(1,37)	1:A:104:ARG:CA	2:B:97:THR:HA	19	1.82

*Continued on next page...*

*Continued from previous page...*

Key	Atom-1	Atom-2	Model ID	Violation (Å)
(1,37)	1:A:104:ARG:CA	2:B:97:THR:HB	19	1.82
(1,37)	1:A:104:ARG:CA	2:B:97:THR:HG1	19	1.82
(1,37)	1:A:104:ARG:CA	2:B:97:THR:HG21	19	1.82
(1,37)	1:A:104:ARG:CA	2:B:97:THR:HG22	19	1.82
(1,37)	1:A:104:ARG:CA	2:B:97:THR:HG23	19	1.82
(1,37)	1:A:104:ARG:CA	2:B:97:THR:N	19	1.82
(1,37)	1:A:104:ARG:CA	2:B:97:THR:O	19	1.82
(1,37)	1:A:104:ARG:CA	2:B:97:THR:OG1	19	1.82
(1,37)	1:A:104:ARG:CA	2:B:99:HIS:C	19	1.82
(1,37)	1:A:104:ARG:CA	2:B:99:HIS:CA	19	1.82
(1,37)	1:A:104:ARG:CA	2:B:99:HIS:CB	19	1.82
(1,37)	1:A:104:ARG:CA	2:B:99:HIS:CD2	19	1.82
(1,37)	1:A:104:ARG:CA	2:B:99:HIS:CE1	19	1.82
(1,37)	1:A:104:ARG:CA	2:B:99:HIS:CG	19	1.82
(1,37)	1:A:104:ARG:CA	2:B:99:HIS:H	19	1.82
(1,37)	1:A:104:ARG:CA	2:B:99:HIS:HA	19	1.82
(1,37)	1:A:104:ARG:CA	2:B:99:HIS:HB2	19	1.82
(1,37)	1:A:104:ARG:CA	2:B:99:HIS:HB3	19	1.82
(1,37)	1:A:104:ARG:CA	2:B:99:HIS:HD1	19	1.82
(1,37)	1:A:104:ARG:CA	2:B:99:HIS:HD2	19	1.82
(1,37)	1:A:104:ARG:CA	2:B:99:HIS:HE1	19	1.82
(1,37)	1:A:104:ARG:CA	2:B:99:HIS:HE2	19	1.82
(1,37)	1:A:104:ARG:CA	2:B:99:HIS:N	19	1.82
(1,37)	1:A:104:ARG:CA	2:B:99:HIS:ND1	19	1.82
(1,37)	1:A:104:ARG:CA	2:B:99:HIS:NE2	19	1.82
(1,37)	1:A:104:ARG:CA	2:B:99:HIS:O	19	1.82
(1,37)	1:A:104:ARG:CA	2:B:101:VAL:C	19	1.82
(1,37)	1:A:104:ARG:CA	2:B:101:VAL:CA	19	1.82
(1,37)	1:A:104:ARG:CA	2:B:101:VAL:CB	19	1.82
(1,37)	1:A:104:ARG:CA	2:B:101:VAL:CG1	19	1.82
(1,37)	1:A:104:ARG:CA	2:B:101:VAL:CG2	19	1.82
(1,37)	1:A:104:ARG:CA	2:B:101:VAL:H	19	1.82
(1,37)	1:A:104:ARG:CA	2:B:101:VAL:HA	19	1.82
(1,37)	1:A:104:ARG:CA	2:B:101:VAL:HB	19	1.82
(1,37)	1:A:104:ARG:CA	2:B:101:VAL:HG11	19	1.82
(1,37)	1:A:104:ARG:CA	2:B:101:VAL:HG12	19	1.82
(1,37)	1:A:104:ARG:CA	2:B:101:VAL:HG13	19	1.82
(1,37)	1:A:104:ARG:CA	2:B:101:VAL:HG21	19	1.82
(1,37)	1:A:104:ARG:CA	2:B:101:VAL:HG22	19	1.82
(1,37)	1:A:104:ARG:CA	2:B:101:VAL:HG23	19	1.82
(1,37)	1:A:104:ARG:CA	2:B:101:VAL:N	19	1.82
(1,37)	1:A:104:ARG:CA	2:B:101:VAL:O	19	1.82

*Continued on next page...*

*Continued from previous page...*

Key	Atom-1	Atom-2	Model ID	Violation (Å)
(1,37)	1:A:104:ARG:CB	2:B:75:ILE:C	19	1.82
(1,37)	1:A:104:ARG:CB	2:B:75:ILE:CA	19	1.82
(1,37)	1:A:104:ARG:CB	2:B:75:ILE:CB	19	1.82
(1,37)	1:A:104:ARG:CB	2:B:75:ILE:CD1	19	1.82
(1,37)	1:A:104:ARG:CB	2:B:75:ILE:CG1	19	1.82
(1,37)	1:A:104:ARG:CB	2:B:75:ILE:CG2	19	1.82
(1,37)	1:A:104:ARG:CB	2:B:75:ILE:H	19	1.82
(1,37)	1:A:104:ARG:CB	2:B:75:ILE:HA	19	1.82
(1,37)	1:A:104:ARG:CB	2:B:75:ILE:HB	19	1.82
(1,37)	1:A:104:ARG:CB	2:B:75:ILE:HD11	19	1.82
(1,37)	1:A:104:ARG:CB	2:B:75:ILE:HD12	19	1.82
(1,37)	1:A:104:ARG:CB	2:B:75:ILE:HD13	19	1.82
(1,37)	1:A:104:ARG:CB	2:B:75:ILE:HG12	19	1.82
(1,37)	1:A:104:ARG:CB	2:B:75:ILE:HG13	19	1.82
(1,37)	1:A:104:ARG:CB	2:B:75:ILE:HG21	19	1.82
(1,37)	1:A:104:ARG:CB	2:B:75:ILE:HG22	19	1.82
(1,37)	1:A:104:ARG:CB	2:B:75:ILE:HG23	19	1.82
(1,37)	1:A:104:ARG:CB	2:B:75:ILE:N	19	1.82
(1,37)	1:A:104:ARG:CB	2:B:75:ILE:O	19	1.82
(1,37)	1:A:104:ARG:CB	2:B:77:ALA:C	19	1.82
(1,37)	1:A:104:ARG:CB	2:B:77:ALA:CA	19	1.82
(1,37)	1:A:104:ARG:CB	2:B:77:ALA:CB	19	1.82
(1,37)	1:A:104:ARG:CB	2:B:77:ALA:H	19	1.82
(1,37)	1:A:104:ARG:CB	2:B:77:ALA:HA	19	1.82
(1,37)	1:A:104:ARG:CB	2:B:77:ALA:HB1	19	1.82
(1,37)	1:A:104:ARG:CB	2:B:77:ALA:HB2	19	1.82
(1,37)	1:A:104:ARG:CB	2:B:77:ALA:HB3	19	1.82
(1,37)	1:A:104:ARG:CB	2:B:77:ALA:N	19	1.82
(1,37)	1:A:104:ARG:CB	2:B:77:ALA:O	19	1.82
(1,37)	1:A:104:ARG:CB	2:B:78:GLY:C	19	1.82
(1,37)	1:A:104:ARG:CB	2:B:78:GLY:CA	19	1.82
(1,37)	1:A:104:ARG:CB	2:B:78:GLY:H	19	1.82
(1,37)	1:A:104:ARG:CB	2:B:78:GLY:HA2	19	1.82
(1,37)	1:A:104:ARG:CB	2:B:78:GLY:HA3	19	1.82
(1,37)	1:A:104:ARG:CB	2:B:78:GLY:N	19	1.82
(1,37)	1:A:104:ARG:CB	2:B:78:GLY:O	19	1.82
(1,37)	1:A:104:ARG:CB	2:B:79:LYS:C	19	1.82
(1,37)	1:A:104:ARG:CB	2:B:79:LYS:CA	19	1.82
(1,37)	1:A:104:ARG:CB	2:B:79:LYS:CB	19	1.82
(1,37)	1:A:104:ARG:CB	2:B:79:LYS:CD	19	1.82
(1,37)	1:A:104:ARG:CB	2:B:79:LYS:CE	19	1.82
(1,37)	1:A:104:ARG:CB	2:B:79:LYS:CG	19	1.82

*Continued on next page...*

*Continued from previous page...*

Key	Atom-1	Atom-2	Model ID	Violation (Å)
(1,37)	1:A:104:ARG:CB	2:B:79:LYS:H	19	1.82
(1,37)	1:A:104:ARG:CB	2:B:79:LYS:HA	19	1.82
(1,37)	1:A:104:ARG:CB	2:B:79:LYS:HB2	19	1.82
(1,37)	1:A:104:ARG:CB	2:B:79:LYS:HB3	19	1.82
(1,37)	1:A:104:ARG:CB	2:B:79:LYS:HD2	19	1.82
(1,37)	1:A:104:ARG:CB	2:B:79:LYS:HD3	19	1.82
(1,37)	1:A:104:ARG:CB	2:B:79:LYS:HE2	19	1.82
(1,37)	1:A:104:ARG:CB	2:B:79:LYS:HE3	19	1.82
(1,37)	1:A:104:ARG:CB	2:B:79:LYS:HG2	19	1.82
(1,37)	1:A:104:ARG:CB	2:B:79:LYS:HG3	19	1.82
(1,37)	1:A:104:ARG:CB	2:B:79:LYS:HZ1	19	1.82
(1,37)	1:A:104:ARG:CB	2:B:79:LYS:HZ2	19	1.82
(1,37)	1:A:104:ARG:CB	2:B:79:LYS:HZ3	19	1.82
(1,37)	1:A:104:ARG:CB	2:B:79:LYS:N	19	1.82
(1,37)	1:A:104:ARG:CB	2:B:79:LYS:NZ	19	1.82
(1,37)	1:A:104:ARG:CB	2:B:79:LYS:O	19	1.82
(1,37)	1:A:104:ARG:CB	2:B:80:ILE:C	19	1.82
(1,37)	1:A:104:ARG:CB	2:B:80:ILE:CA	19	1.82
(1,37)	1:A:104:ARG:CB	2:B:80:ILE:CB	19	1.82
(1,37)	1:A:104:ARG:CB	2:B:80:ILE:CD1	19	1.82
(1,37)	1:A:104:ARG:CB	2:B:80:ILE:CG1	19	1.82
(1,37)	1:A:104:ARG:CB	2:B:80:ILE:CG2	19	1.82
(1,37)	1:A:104:ARG:CB	2:B:80:ILE:H	19	1.82
(1,37)	1:A:104:ARG:CB	2:B:80:ILE:HA	19	1.82
(1,37)	1:A:104:ARG:CB	2:B:80:ILE:HB	19	1.82
(1,37)	1:A:104:ARG:CB	2:B:80:ILE:HD11	19	1.82
(1,37)	1:A:104:ARG:CB	2:B:80:ILE:HD12	19	1.82
(1,37)	1:A:104:ARG:CB	2:B:80:ILE:HD13	19	1.82
(1,37)	1:A:104:ARG:CB	2:B:80:ILE:HG12	19	1.82
(1,37)	1:A:104:ARG:CB	2:B:80:ILE:HG13	19	1.82
(1,37)	1:A:104:ARG:CB	2:B:80:ILE:HG21	19	1.82
(1,37)	1:A:104:ARG:CB	2:B:80:ILE:HG22	19	1.82
(1,37)	1:A:104:ARG:CB	2:B:80:ILE:HG23	19	1.82
(1,37)	1:A:104:ARG:CB	2:B:80:ILE:N	19	1.82
(1,37)	1:A:104:ARG:CB	2:B:80:ILE:O	19	1.82
(1,37)	1:A:104:ARG:CB	2:B:84:GLN:C	19	1.82
(1,37)	1:A:104:ARG:CB	2:B:84:GLN:CA	19	1.82
(1,37)	1:A:104:ARG:CB	2:B:84:GLN:CB	19	1.82
(1,37)	1:A:104:ARG:CB	2:B:84:GLN:CD	19	1.82
(1,37)	1:A:104:ARG:CB	2:B:84:GLN:CG	19	1.82
(1,37)	1:A:104:ARG:CB	2:B:84:GLN:H	19	1.82
(1,37)	1:A:104:ARG:CB	2:B:84:GLN:HA	19	1.82

*Continued on next page...*

*Continued from previous page...*

Key	Atom-1	Atom-2	Model ID	Violation (Å)
(1,37)	1:A:104:ARG:CB	2:B:84:GLN:HB2	19	1.82
(1,37)	1:A:104:ARG:CB	2:B:84:GLN:HB3	19	1.82
(1,37)	1:A:104:ARG:CB	2:B:84:GLN:HE21	19	1.82
(1,37)	1:A:104:ARG:CB	2:B:84:GLN:HE22	19	1.82
(1,37)	1:A:104:ARG:CB	2:B:84:GLN:HG2	19	1.82
(1,37)	1:A:104:ARG:CB	2:B:84:GLN:HG3	19	1.82
(1,37)	1:A:104:ARG:CB	2:B:84:GLN:N	19	1.82
(1,37)	1:A:104:ARG:CB	2:B:84:GLN:NE2	19	1.82
(1,37)	1:A:104:ARG:CB	2:B:84:GLN:O	19	1.82
(1,37)	1:A:104:ARG:CB	2:B:84:GLN:OE1	19	1.82
(1,37)	1:A:104:ARG:CB	2:B:97:THR:C	19	1.82
(1,37)	1:A:104:ARG:CB	2:B:97:THR:CA	19	1.82
(1,37)	1:A:104:ARG:CB	2:B:97:THR:CB	19	1.82
(1,37)	1:A:104:ARG:CB	2:B:97:THR:CG2	19	1.82
(1,37)	1:A:104:ARG:CB	2:B:97:THR:H	19	1.82
(1,37)	1:A:104:ARG:CB	2:B:97:THR:HA	19	1.82
(1,37)	1:A:104:ARG:CB	2:B:97:THR:HB	19	1.82
(1,37)	1:A:104:ARG:CB	2:B:97:THR:HG1	19	1.82
(1,37)	1:A:104:ARG:CB	2:B:97:THR:HG21	19	1.82
(1,37)	1:A:104:ARG:CB	2:B:97:THR:HG22	19	1.82
(1,37)	1:A:104:ARG:CB	2:B:97:THR:HG23	19	1.82
(1,37)	1:A:104:ARG:CB	2:B:97:THR:N	19	1.82
(1,37)	1:A:104:ARG:CB	2:B:97:THR:O	19	1.82
(1,37)	1:A:104:ARG:CB	2:B:97:THR:OG1	19	1.82
(1,37)	1:A:104:ARG:CB	2:B:99:HIS:C	19	1.82
(1,37)	1:A:104:ARG:CB	2:B:99:HIS:CA	19	1.82
(1,37)	1:A:104:ARG:CB	2:B:99:HIS:CB	19	1.82
(1,37)	1:A:104:ARG:CB	2:B:99:HIS:CD2	19	1.82
(1,37)	1:A:104:ARG:CB	2:B:99:HIS:CE1	19	1.82
(1,37)	1:A:104:ARG:CB	2:B:99:HIS:CG	19	1.82
(1,37)	1:A:104:ARG:CB	2:B:99:HIS:H	19	1.82
(1,37)	1:A:104:ARG:CB	2:B:99:HIS:HA	19	1.82
(1,37)	1:A:104:ARG:CB	2:B:99:HIS:HB2	19	1.82
(1,37)	1:A:104:ARG:CB	2:B:99:HIS:HB3	19	1.82
(1,37)	1:A:104:ARG:CB	2:B:99:HIS:HD1	19	1.82
(1,37)	1:A:104:ARG:CB	2:B:99:HIS:HD2	19	1.82
(1,37)	1:A:104:ARG:CB	2:B:99:HIS:HE1	19	1.82
(1,37)	1:A:104:ARG:CB	2:B:99:HIS:HE2	19	1.82
(1,37)	1:A:104:ARG:CB	2:B:99:HIS:N	19	1.82
(1,37)	1:A:104:ARG:CB	2:B:99:HIS:ND1	19	1.82
(1,37)	1:A:104:ARG:CB	2:B:99:HIS:NE2	19	1.82
(1,37)	1:A:104:ARG:CB	2:B:99:HIS:O	19	1.82

*Continued on next page...*



*Continued from previous page...*

Key	Atom-1	Atom-2	Model ID	Violation (Å)
(1,37)	1:A:104:ARG:CB	2:B:101:VAL:C	19	1.82
(1,37)	1:A:104:ARG:CB	2:B:101:VAL:CA	19	1.82
(1,37)	1:A:104:ARG:CB	2:B:101:VAL:CB	19	1.82
(1,37)	1:A:104:ARG:CB	2:B:101:VAL:CG1	19	1.82
(1,37)	1:A:104:ARG:CB	2:B:101:VAL:CG2	19	1.82
(1,37)	1:A:104:ARG:CB	2:B:101:VAL:H	19	1.82
(1,37)	1:A:104:ARG:CB	2:B:101:VAL:HA	19	1.82
(1,37)	1:A:104:ARG:CB	2:B:101:VAL:HB	19	1.82
(1,37)	1:A:104:ARG:CB	2:B:101:VAL:HG11	19	1.82
(1,37)	1:A:104:ARG:CB	2:B:101:VAL:HG12	19	1.82
(1,37)	1:A:104:ARG:CB	2:B:101:VAL:HG13	19	1.82
(1,37)	1:A:104:ARG:CB	2:B:101:VAL:HG21	19	1.82
(1,37)	1:A:104:ARG:CB	2:B:101:VAL:HG22	19	1.82
(1,37)	1:A:104:ARG:CB	2:B:101:VAL:HG23	19	1.82
(1,37)	1:A:104:ARG:CB	2:B:101:VAL:N	19	1.82
(1,37)	1:A:104:ARG:CB	2:B:101:VAL:O	19	1.82
(1,37)	1:A:104:ARG:CD	2:B:75:ILE:C	19	1.82
(1,37)	1:A:104:ARG:CD	2:B:75:ILE:CA	19	1.82
(1,37)	1:A:104:ARG:CD	2:B:75:ILE:CB	19	1.82
(1,37)	1:A:104:ARG:CD	2:B:75:ILE:CD1	19	1.82
(1,37)	1:A:104:ARG:CD	2:B:75:ILE:CG1	19	1.82
(1,37)	1:A:104:ARG:CD	2:B:75:ILE:CG2	19	1.82
(1,37)	1:A:104:ARG:CD	2:B:75:ILE:H	19	1.82
(1,37)	1:A:104:ARG:CD	2:B:75:ILE:HA	19	1.82
(1,37)	1:A:104:ARG:CD	2:B:75:ILE:HB	19	1.82
(1,37)	1:A:104:ARG:CD	2:B:75:ILE:HD11	19	1.82
(1,37)	1:A:104:ARG:CD	2:B:75:ILE:HD12	19	1.82
(1,37)	1:A:104:ARG:CD	2:B:75:ILE:HD13	19	1.82
(1,37)	1:A:104:ARG:CD	2:B:75:ILE:HG12	19	1.82
(1,37)	1:A:104:ARG:CD	2:B:75:ILE:HG13	19	1.82
(1,37)	1:A:104:ARG:CD	2:B:75:ILE:HG21	19	1.82
(1,37)	1:A:104:ARG:CD	2:B:75:ILE:HG22	19	1.82
(1,37)	1:A:104:ARG:CD	2:B:75:ILE:HG23	19	1.82
(1,37)	1:A:104:ARG:CD	2:B:75:ILE:N	19	1.82
(1,37)	1:A:104:ARG:CD	2:B:75:ILE:O	19	1.82
(1,37)	1:A:104:ARG:CD	2:B:77:ALA:C	19	1.82
(1,37)	1:A:104:ARG:CD	2:B:77:ALA:CA	19	1.82
(1,37)	1:A:104:ARG:CD	2:B:77:ALA:CB	19	1.82
(1,37)	1:A:104:ARG:CD	2:B:77:ALA:H	19	1.82
(1,37)	1:A:104:ARG:CD	2:B:77:ALA:HA	19	1.82
(1,37)	1:A:104:ARG:CD	2:B:77:ALA:HB1	19	1.82
(1,37)	1:A:104:ARG:CD	2:B:77:ALA:HB2	19	1.82

*Continued on next page...*

*Continued from previous page...*

Key	Atom-1	Atom-2	Model ID	Violation (Å)
(1,37)	1:A:104:ARG:CD	2:B:77:ALA:HB3	19	1.82
(1,37)	1:A:104:ARG:CD	2:B:77:ALA:N	19	1.82
(1,37)	1:A:104:ARG:CD	2:B:77:ALA:O	19	1.82
(1,37)	1:A:104:ARG:CD	2:B:78:GLY:C	19	1.82
(1,37)	1:A:104:ARG:CD	2:B:78:GLY:CA	19	1.82
(1,37)	1:A:104:ARG:CD	2:B:78:GLY:H	19	1.82
(1,37)	1:A:104:ARG:CD	2:B:78:GLY:HA2	19	1.82
(1,37)	1:A:104:ARG:CD	2:B:78:GLY:HA3	19	1.82
(1,37)	1:A:104:ARG:CD	2:B:78:GLY:N	19	1.82
(1,37)	1:A:104:ARG:CD	2:B:78:GLY:O	19	1.82
(1,37)	1:A:104:ARG:CD	2:B:79:LYS:C	19	1.82
(1,37)	1:A:104:ARG:CD	2:B:79:LYS:CA	19	1.82
(1,37)	1:A:104:ARG:CD	2:B:79:LYS:CB	19	1.82
(1,37)	1:A:104:ARG:CD	2:B:79:LYS:CD	19	1.82
(1,37)	1:A:104:ARG:CD	2:B:79:LYS:CE	19	1.82
(1,37)	1:A:104:ARG:CD	2:B:79:LYS:CG	19	1.82
(1,37)	1:A:104:ARG:CD	2:B:79:LYS:H	19	1.82
(1,37)	1:A:104:ARG:CD	2:B:79:LYS:HA	19	1.82
(1,37)	1:A:104:ARG:CD	2:B:79:LYS:HB2	19	1.82
(1,37)	1:A:104:ARG:CD	2:B:79:LYS:HB3	19	1.82
(1,37)	1:A:104:ARG:CD	2:B:79:LYS:HD2	19	1.82
(1,37)	1:A:104:ARG:CD	2:B:79:LYS:HD3	19	1.82
(1,37)	1:A:104:ARG:CD	2:B:79:LYS:HE2	19	1.82
(1,37)	1:A:104:ARG:CD	2:B:79:LYS:HE3	19	1.82
(1,37)	1:A:104:ARG:CD	2:B:79:LYS:HG2	19	1.82
(1,37)	1:A:104:ARG:CD	2:B:79:LYS:HG3	19	1.82
(1,37)	1:A:104:ARG:CD	2:B:79:LYS:HZ1	19	1.82
(1,37)	1:A:104:ARG:CD	2:B:79:LYS:HZ2	19	1.82
(1,37)	1:A:104:ARG:CD	2:B:79:LYS:HZ3	19	1.82
(1,37)	1:A:104:ARG:CD	2:B:79:LYS:N	19	1.82
(1,37)	1:A:104:ARG:CD	2:B:79:LYS:NZ	19	1.82
(1,37)	1:A:104:ARG:CD	2:B:79:LYS:O	19	1.82
(1,37)	1:A:104:ARG:CD	2:B:80:ILE:C	19	1.82
(1,37)	1:A:104:ARG:CD	2:B:80:ILE:CA	19	1.82
(1,37)	1:A:104:ARG:CD	2:B:80:ILE:CB	19	1.82
(1,37)	1:A:104:ARG:CD	2:B:80:ILE:CD1	19	1.82
(1,37)	1:A:104:ARG:CD	2:B:80:ILE:CG1	19	1.82
(1,37)	1:A:104:ARG:CD	2:B:80:ILE:CG2	19	1.82
(1,37)	1:A:104:ARG:CD	2:B:80:ILE:H	19	1.82
(1,37)	1:A:104:ARG:CD	2:B:80:ILE:HA	19	1.82
(1,37)	1:A:104:ARG:CD	2:B:80:ILE:HB	19	1.82
(1,37)	1:A:104:ARG:CD	2:B:80:ILE:HD11	19	1.82

*Continued on next page...*

*Continued from previous page...*

Key	Atom-1	Atom-2	Model ID	Violation (Å)
(1,37)	1:A:104:ARG:CD	2:B:80:ILE:HD12	19	1.82
(1,37)	1:A:104:ARG:CD	2:B:80:ILE:HD13	19	1.82
(1,37)	1:A:104:ARG:CD	2:B:80:ILE:HG12	19	1.82
(1,37)	1:A:104:ARG:CD	2:B:80:ILE:HG13	19	1.82
(1,37)	1:A:104:ARG:CD	2:B:80:ILE:HG21	19	1.82
(1,37)	1:A:104:ARG:CD	2:B:80:ILE:HG22	19	1.82
(1,37)	1:A:104:ARG:CD	2:B:80:ILE:HG23	19	1.82
(1,37)	1:A:104:ARG:CD	2:B:80:ILE:N	19	1.82
(1,37)	1:A:104:ARG:CD	2:B:80:ILE:O	19	1.82
(1,37)	1:A:104:ARG:CD	2:B:84:GLN:C	19	1.82
(1,37)	1:A:104:ARG:CD	2:B:84:GLN:CA	19	1.82
(1,37)	1:A:104:ARG:CD	2:B:84:GLN:CB	19	1.82
(1,37)	1:A:104:ARG:CD	2:B:84:GLN:CD	19	1.82
(1,37)	1:A:104:ARG:CD	2:B:84:GLN:CG	19	1.82
(1,37)	1:A:104:ARG:CD	2:B:84:GLN:H	19	1.82
(1,37)	1:A:104:ARG:CD	2:B:84:GLN:HA	19	1.82
(1,37)	1:A:104:ARG:CD	2:B:84:GLN:HB2	19	1.82
(1,37)	1:A:104:ARG:CD	2:B:84:GLN:HB3	19	1.82
(1,37)	1:A:104:ARG:CD	2:B:84:GLN:HE21	19	1.82
(1,37)	1:A:104:ARG:CD	2:B:84:GLN:HE22	19	1.82
(1,37)	1:A:104:ARG:CD	2:B:84:GLN:HG2	19	1.82
(1,37)	1:A:104:ARG:CD	2:B:84:GLN:HG3	19	1.82
(1,37)	1:A:104:ARG:CD	2:B:84:GLN:N	19	1.82
(1,37)	1:A:104:ARG:CD	2:B:84:GLN:NE2	19	1.82
(1,37)	1:A:104:ARG:CD	2:B:84:GLN:O	19	1.82
(1,37)	1:A:104:ARG:CD	2:B:84:GLN:OE1	19	1.82
(1,37)	1:A:104:ARG:CD	2:B:97:THR:C	19	1.82
(1,37)	1:A:104:ARG:CD	2:B:97:THR:CA	19	1.82
(1,37)	1:A:104:ARG:CD	2:B:97:THR:CB	19	1.82
(1,37)	1:A:104:ARG:CD	2:B:97:THR:CG2	19	1.82
(1,37)	1:A:104:ARG:CD	2:B:97:THR:H	19	1.82
(1,37)	1:A:104:ARG:CD	2:B:97:THR:HA	19	1.82
(1,37)	1:A:104:ARG:CD	2:B:97:THR:HB	19	1.82
(1,37)	1:A:104:ARG:CD	2:B:97:THR:HG1	19	1.82
(1,37)	1:A:104:ARG:CD	2:B:97:THR:HG21	19	1.82
(1,37)	1:A:104:ARG:CD	2:B:97:THR:HG22	19	1.82
(1,37)	1:A:104:ARG:CD	2:B:97:THR:HG23	19	1.82
(1,37)	1:A:104:ARG:CD	2:B:97:THR:N	19	1.82
(1,37)	1:A:104:ARG:CD	2:B:97:THR:O	19	1.82
(1,37)	1:A:104:ARG:CD	2:B:97:THR:OG1	19	1.82
(1,37)	1:A:104:ARG:CD	2:B:99:HIS:C	19	1.82
(1,37)	1:A:104:ARG:CD	2:B:99:HIS:CA	19	1.82

*Continued on next page...*

*Continued from previous page...*

Key	Atom-1	Atom-2	Model ID	Violation (Å)
(1,37)	1:A:104:ARG:CD	2:B:99:HIS:CB	19	1.82
(1,37)	1:A:104:ARG:CD	2:B:99:HIS:CD2	19	1.82
(1,37)	1:A:104:ARG:CD	2:B:99:HIS:CE1	19	1.82
(1,37)	1:A:104:ARG:CD	2:B:99:HIS:CG	19	1.82
(1,37)	1:A:104:ARG:CD	2:B:99:HIS:H	19	1.82
(1,37)	1:A:104:ARG:CD	2:B:99:HIS:HA	19	1.82
(1,37)	1:A:104:ARG:CD	2:B:99:HIS:HB2	19	1.82
(1,37)	1:A:104:ARG:CD	2:B:99:HIS:HB3	19	1.82
(1,37)	1:A:104:ARG:CD	2:B:99:HIS:HD1	19	1.82
(1,37)	1:A:104:ARG:CD	2:B:99:HIS:HD2	19	1.82
(1,37)	1:A:104:ARG:CD	2:B:99:HIS:HE1	19	1.82
(1,37)	1:A:104:ARG:CD	2:B:99:HIS:HE2	19	1.82
(1,37)	1:A:104:ARG:CD	2:B:99:HIS:N	19	1.82
(1,37)	1:A:104:ARG:CD	2:B:99:HIS:ND1	19	1.82
(1,37)	1:A:104:ARG:CD	2:B:99:HIS:NE2	19	1.82
(1,37)	1:A:104:ARG:CD	2:B:99:HIS:O	19	1.82
(1,37)	1:A:104:ARG:CD	2:B:101:VAL:C	19	1.82
(1,37)	1:A:104:ARG:CD	2:B:101:VAL:CA	19	1.82
(1,37)	1:A:104:ARG:CD	2:B:101:VAL:CB	19	1.82
(1,37)	1:A:104:ARG:CD	2:B:101:VAL:CG1	19	1.82
(1,37)	1:A:104:ARG:CD	2:B:101:VAL:CG2	19	1.82
(1,37)	1:A:104:ARG:CD	2:B:101:VAL:H	19	1.82
(1,37)	1:A:104:ARG:CD	2:B:101:VAL:HA	19	1.82
(1,37)	1:A:104:ARG:CD	2:B:101:VAL:HB	19	1.82
(1,37)	1:A:104:ARG:CD	2:B:101:VAL:HG11	19	1.82
(1,37)	1:A:104:ARG:CD	2:B:101:VAL:HG12	19	1.82
(1,37)	1:A:104:ARG:CD	2:B:101:VAL:HG13	19	1.82
(1,37)	1:A:104:ARG:CD	2:B:101:VAL:HG21	19	1.82
(1,37)	1:A:104:ARG:CD	2:B:101:VAL:HG22	19	1.82
(1,37)	1:A:104:ARG:CD	2:B:101:VAL:HG23	19	1.82
(1,37)	1:A:104:ARG:CD	2:B:101:VAL:N	19	1.82
(1,37)	1:A:104:ARG:CD	2:B:101:VAL:O	19	1.82
(1,37)	1:A:104:ARG:CG	2:B:75:ILE:C	19	1.82
(1,37)	1:A:104:ARG:CG	2:B:75:ILE:CA	19	1.82
(1,37)	1:A:104:ARG:CG	2:B:75:ILE:CB	19	1.82
(1,37)	1:A:104:ARG:CG	2:B:75:ILE:CD1	19	1.82
(1,37)	1:A:104:ARG:CG	2:B:75:ILE:CG1	19	1.82
(1,37)	1:A:104:ARG:CG	2:B:75:ILE:CG2	19	1.82
(1,37)	1:A:104:ARG:CG	2:B:75:ILE:H	19	1.82
(1,37)	1:A:104:ARG:CG	2:B:75:ILE:HA	19	1.82
(1,37)	1:A:104:ARG:CG	2:B:75:ILE:HB	19	1.82
(1,37)	1:A:104:ARG:CG	2:B:75:ILE:HD11	19	1.82

*Continued on next page...*

*Continued from previous page...*

Key	Atom-1	Atom-2	Model ID	Violation (Å)
(1,37)	1:A:104:ARG:CG	2:B:75:ILE:HD12	19	1.82
(1,37)	1:A:104:ARG:CG	2:B:75:ILE:HD13	19	1.82
(1,37)	1:A:104:ARG:CG	2:B:75:ILE:HG12	19	1.82
(1,37)	1:A:104:ARG:CG	2:B:75:ILE:HG13	19	1.82
(1,37)	1:A:104:ARG:CG	2:B:75:ILE:HG21	19	1.82
(1,37)	1:A:104:ARG:CG	2:B:75:ILE:HG22	19	1.82
(1,37)	1:A:104:ARG:CG	2:B:75:ILE:HG23	19	1.82
(1,37)	1:A:104:ARG:CG	2:B:75:ILE:N	19	1.82
(1,37)	1:A:104:ARG:CG	2:B:75:ILE:O	19	1.82
(1,37)	1:A:104:ARG:CG	2:B:77:ALA:C	19	1.82
(1,37)	1:A:104:ARG:CG	2:B:77:ALA:CA	19	1.82
(1,37)	1:A:104:ARG:CG	2:B:77:ALA:CB	19	1.82
(1,37)	1:A:104:ARG:CG	2:B:77:ALA:H	19	1.82
(1,37)	1:A:104:ARG:CG	2:B:77:ALA:HA	19	1.82
(1,37)	1:A:104:ARG:CG	2:B:77:ALA:HB1	19	1.82
(1,37)	1:A:104:ARG:CG	2:B:77:ALA:HB2	19	1.82
(1,37)	1:A:104:ARG:CG	2:B:77:ALA:HB3	19	1.82
(1,37)	1:A:104:ARG:CG	2:B:77:ALA:N	19	1.82
(1,37)	1:A:104:ARG:CG	2:B:77:ALA:O	19	1.82
(1,37)	1:A:104:ARG:CG	2:B:78:GLY:C	19	1.82
(1,37)	1:A:104:ARG:CG	2:B:78:GLY:CA	19	1.82
(1,37)	1:A:104:ARG:CG	2:B:78:GLY:H	19	1.82
(1,37)	1:A:104:ARG:CG	2:B:78:GLY:HA2	19	1.82
(1,37)	1:A:104:ARG:CG	2:B:78:GLY:HA3	19	1.82
(1,37)	1:A:104:ARG:CG	2:B:78:GLY:N	19	1.82
(1,37)	1:A:104:ARG:CG	2:B:78:GLY:O	19	1.82
(1,37)	1:A:104:ARG:CG	2:B:79:LYS:C	19	1.82
(1,37)	1:A:104:ARG:CG	2:B:79:LYS:CA	19	1.82
(1,37)	1:A:104:ARG:CG	2:B:79:LYS:CB	19	1.82
(1,37)	1:A:104:ARG:CG	2:B:79:LYS:CD	19	1.82
(1,37)	1:A:104:ARG:CG	2:B:79:LYS:CE	19	1.82
(1,37)	1:A:104:ARG:CG	2:B:79:LYS:CG	19	1.82
(1,37)	1:A:104:ARG:CG	2:B:79:LYS:H	19	1.82
(1,37)	1:A:104:ARG:CG	2:B:79:LYS:HA	19	1.82
(1,37)	1:A:104:ARG:CG	2:B:79:LYS:HB2	19	1.82
(1,37)	1:A:104:ARG:CG	2:B:79:LYS:HB3	19	1.82
(1,37)	1:A:104:ARG:CG	2:B:79:LYS:HD2	19	1.82
(1,37)	1:A:104:ARG:CG	2:B:79:LYS:HD3	19	1.82
(1,37)	1:A:104:ARG:CG	2:B:79:LYS:HE2	19	1.82
(1,37)	1:A:104:ARG:CG	2:B:79:LYS:HE3	19	1.82
(1,37)	1:A:104:ARG:CG	2:B:79:LYS:HG2	19	1.82
(1,37)	1:A:104:ARG:CG	2:B:79:LYS:HG3	19	1.82

*Continued on next page...*

*Continued from previous page...*

Key	Atom-1	Atom-2	Model ID	Violation (Å)
(1,37)	1:A:104:ARG:CG	2:B:79:LYS:HZ1	19	1.82
(1,37)	1:A:104:ARG:CG	2:B:79:LYS:HZ2	19	1.82
(1,37)	1:A:104:ARG:CG	2:B:79:LYS:HZ3	19	1.82
(1,37)	1:A:104:ARG:CG	2:B:79:LYS:N	19	1.82
(1,37)	1:A:104:ARG:CG	2:B:79:LYS:NZ	19	1.82
(1,37)	1:A:104:ARG:CG	2:B:79:LYS:O	19	1.82
(1,37)	1:A:104:ARG:CG	2:B:80:ILE:C	19	1.82
(1,37)	1:A:104:ARG:CG	2:B:80:ILE:CA	19	1.82
(1,37)	1:A:104:ARG:CG	2:B:80:ILE:CB	19	1.82
(1,37)	1:A:104:ARG:CG	2:B:80:ILE:CD1	19	1.82
(1,37)	1:A:104:ARG:CG	2:B:80:ILE:CG1	19	1.82
(1,37)	1:A:104:ARG:CG	2:B:80:ILE:CG2	19	1.82
(1,37)	1:A:104:ARG:CG	2:B:80:ILE:H	19	1.82
(1,37)	1:A:104:ARG:CG	2:B:80:ILE:HA	19	1.82
(1,37)	1:A:104:ARG:CG	2:B:80:ILE:HB	19	1.82
(1,37)	1:A:104:ARG:CG	2:B:80:ILE:HD11	19	1.82
(1,37)	1:A:104:ARG:CG	2:B:80:ILE:HD12	19	1.82
(1,37)	1:A:104:ARG:CG	2:B:80:ILE:HD13	19	1.82
(1,37)	1:A:104:ARG:CG	2:B:80:ILE:HG12	19	1.82
(1,37)	1:A:104:ARG:CG	2:B:80:ILE:HG13	19	1.82
(1,37)	1:A:104:ARG:CG	2:B:80:ILE:HG21	19	1.82
(1,37)	1:A:104:ARG:CG	2:B:80:ILE:HG22	19	1.82
(1,37)	1:A:104:ARG:CG	2:B:80:ILE:HG23	19	1.82
(1,37)	1:A:104:ARG:CG	2:B:80:ILE:N	19	1.82
(1,37)	1:A:104:ARG:CG	2:B:80:ILE:O	19	1.82
(1,37)	1:A:104:ARG:CG	2:B:84:GLN:C	19	1.82
(1,37)	1:A:104:ARG:CG	2:B:84:GLN:CA	19	1.82
(1,37)	1:A:104:ARG:CG	2:B:84:GLN:CB	19	1.82
(1,37)	1:A:104:ARG:CG	2:B:84:GLN:CD	19	1.82
(1,37)	1:A:104:ARG:CG	2:B:84:GLN:CG	19	1.82
(1,37)	1:A:104:ARG:CG	2:B:84:GLN:H	19	1.82
(1,37)	1:A:104:ARG:CG	2:B:84:GLN:HA	19	1.82
(1,37)	1:A:104:ARG:CG	2:B:84:GLN:HB2	19	1.82
(1,37)	1:A:104:ARG:CG	2:B:84:GLN:HB3	19	1.82
(1,37)	1:A:104:ARG:CG	2:B:84:GLN:HE21	19	1.82
(1,37)	1:A:104:ARG:CG	2:B:84:GLN:HE22	19	1.82
(1,37)	1:A:104:ARG:CG	2:B:84:GLN:HG2	19	1.82
(1,37)	1:A:104:ARG:CG	2:B:84:GLN:HG3	19	1.82
(1,37)	1:A:104:ARG:CG	2:B:84:GLN:N	19	1.82
(1,37)	1:A:104:ARG:CG	2:B:84:GLN:NE2	19	1.82
(1,37)	1:A:104:ARG:CG	2:B:84:GLN:O	19	1.82
(1,37)	1:A:104:ARG:CG	2:B:84:GLN:OE1	19	1.82

*Continued on next page...*

*Continued from previous page...*

Key	Atom-1	Atom-2	Model ID	Violation (Å)
(1,37)	1:A:104:ARG:CG	2:B:97:THR:C	19	1.82
(1,37)	1:A:104:ARG:CG	2:B:97:THR:CA	19	1.82
(1,37)	1:A:104:ARG:CG	2:B:97:THR:CB	19	1.82
(1,37)	1:A:104:ARG:CG	2:B:97:THR:CG2	19	1.82
(1,37)	1:A:104:ARG:CG	2:B:97:THR:H	19	1.82
(1,37)	1:A:104:ARG:CG	2:B:97:THR:HA	19	1.82
(1,37)	1:A:104:ARG:CG	2:B:97:THR:HB	19	1.82
(1,37)	1:A:104:ARG:CG	2:B:97:THR:HG1	19	1.82
(1,37)	1:A:104:ARG:CG	2:B:97:THR:HG21	19	1.82
(1,37)	1:A:104:ARG:CG	2:B:97:THR:HG22	19	1.82
(1,37)	1:A:104:ARG:CG	2:B:97:THR:HG23	19	1.82
(1,37)	1:A:104:ARG:CG	2:B:97:THR:N	19	1.82
(1,37)	1:A:104:ARG:CG	2:B:97:THR:O	19	1.82
(1,37)	1:A:104:ARG:CG	2:B:97:THR:OG1	19	1.82
(1,37)	1:A:104:ARG:CG	2:B:99:HIS:C	19	1.82
(1,37)	1:A:104:ARG:CG	2:B:99:HIS:CA	19	1.82
(1,37)	1:A:104:ARG:CG	2:B:99:HIS:CB	19	1.82
(1,37)	1:A:104:ARG:CG	2:B:99:HIS:CD2	19	1.82
(1,37)	1:A:104:ARG:CG	2:B:99:HIS:CE1	19	1.82
(1,37)	1:A:104:ARG:CG	2:B:99:HIS:CG	19	1.82
(1,37)	1:A:104:ARG:CG	2:B:99:HIS:H	19	1.82
(1,37)	1:A:104:ARG:CG	2:B:99:HIS:HA	19	1.82
(1,37)	1:A:104:ARG:CG	2:B:99:HIS:HB2	19	1.82
(1,37)	1:A:104:ARG:CG	2:B:99:HIS:HB3	19	1.82
(1,37)	1:A:104:ARG:CG	2:B:99:HIS:HD1	19	1.82
(1,37)	1:A:104:ARG:CG	2:B:99:HIS:HD2	19	1.82
(1,37)	1:A:104:ARG:CG	2:B:99:HIS:HE1	19	1.82
(1,37)	1:A:104:ARG:CG	2:B:99:HIS:HE2	19	1.82
(1,37)	1:A:104:ARG:CG	2:B:99:HIS:N	19	1.82
(1,37)	1:A:104:ARG:CG	2:B:99:HIS:ND1	19	1.82
(1,37)	1:A:104:ARG:CG	2:B:99:HIS:NE2	19	1.82
(1,37)	1:A:104:ARG:CG	2:B:99:HIS:O	19	1.82
(1,37)	1:A:104:ARG:CG	2:B:101:VAL:C	19	1.82
(1,37)	1:A:104:ARG:CG	2:B:101:VAL:CA	19	1.82
(1,37)	1:A:104:ARG:CG	2:B:101:VAL:CB	19	1.82
(1,37)	1:A:104:ARG:CG	2:B:101:VAL:CG1	19	1.82
(1,37)	1:A:104:ARG:CG	2:B:101:VAL:CG2	19	1.82
(1,37)	1:A:104:ARG:CG	2:B:101:VAL:H	19	1.82
(1,37)	1:A:104:ARG:CG	2:B:101:VAL:HA	19	1.82
(1,37)	1:A:104:ARG:CG	2:B:101:VAL:HB	19	1.82
(1,37)	1:A:104:ARG:CG	2:B:101:VAL:HG11	19	1.82
(1,37)	1:A:104:ARG:CG	2:B:101:VAL:HG12	19	1.82

*Continued on next page...*

*Continued from previous page...*

Key	Atom-1	Atom-2	Model ID	Violation (Å)
(1,37)	1:A:104:ARG:CG	2:B:101:VAL:HG13	19	1.82
(1,37)	1:A:104:ARG:CG	2:B:101:VAL:HG21	19	1.82
(1,37)	1:A:104:ARG:CG	2:B:101:VAL:HG22	19	1.82
(1,37)	1:A:104:ARG:CG	2:B:101:VAL:HG23	19	1.82
(1,37)	1:A:104:ARG:CG	2:B:101:VAL:N	19	1.82
(1,37)	1:A:104:ARG:CG	2:B:101:VAL:O	19	1.82
(1,37)	1:A:104:ARG:CZ	2:B:75:ILE:C	19	1.82
(1,37)	1:A:104:ARG:CZ	2:B:75:ILE:CA	19	1.82
(1,37)	1:A:104:ARG:CZ	2:B:75:ILE:CB	19	1.82
(1,37)	1:A:104:ARG:CZ	2:B:75:ILE:CD1	19	1.82
(1,37)	1:A:104:ARG:CZ	2:B:75:ILE:CG1	19	1.82
(1,37)	1:A:104:ARG:CZ	2:B:75:ILE:CG2	19	1.82
(1,37)	1:A:104:ARG:CZ	2:B:75:ILE:H	19	1.82
(1,37)	1:A:104:ARG:CZ	2:B:75:ILE:HA	19	1.82
(1,37)	1:A:104:ARG:CZ	2:B:75:ILE:HB	19	1.82
(1,37)	1:A:104:ARG:CZ	2:B:75:ILE:HD11	19	1.82
(1,37)	1:A:104:ARG:CZ	2:B:75:ILE:HD12	19	1.82
(1,37)	1:A:104:ARG:CZ	2:B:75:ILE:HD13	19	1.82
(1,37)	1:A:104:ARG:CZ	2:B:75:ILE:HG12	19	1.82
(1,37)	1:A:104:ARG:CZ	2:B:75:ILE:HG13	19	1.82
(1,37)	1:A:104:ARG:CZ	2:B:75:ILE:HG21	19	1.82
(1,37)	1:A:104:ARG:CZ	2:B:75:ILE:HG22	19	1.82
(1,37)	1:A:104:ARG:CZ	2:B:75:ILE:HG23	19	1.82
(1,37)	1:A:104:ARG:CZ	2:B:75:ILE:N	19	1.82
(1,37)	1:A:104:ARG:CZ	2:B:75:ILE:O	19	1.82
(1,37)	1:A:104:ARG:CZ	2:B:77:ALA:C	19	1.82
(1,37)	1:A:104:ARG:CZ	2:B:77:ALA:CA	19	1.82
(1,37)	1:A:104:ARG:CZ	2:B:77:ALA:CB	19	1.82
(1,37)	1:A:104:ARG:CZ	2:B:77:ALA:H	19	1.82
(1,37)	1:A:104:ARG:CZ	2:B:77:ALA:HA	19	1.82
(1,37)	1:A:104:ARG:CZ	2:B:77:ALA:HB1	19	1.82
(1,37)	1:A:104:ARG:CZ	2:B:77:ALA:HB2	19	1.82
(1,37)	1:A:104:ARG:CZ	2:B:77:ALA:HB3	19	1.82
(1,37)	1:A:104:ARG:CZ	2:B:77:ALA:N	19	1.82
(1,37)	1:A:104:ARG:CZ	2:B:77:ALA:O	19	1.82
(1,37)	1:A:104:ARG:CZ	2:B:78:GLY:C	19	1.82
(1,37)	1:A:104:ARG:CZ	2:B:78:GLY:CA	19	1.82
(1,37)	1:A:104:ARG:CZ	2:B:78:GLY:H	19	1.82
(1,37)	1:A:104:ARG:CZ	2:B:78:GLY:HA2	19	1.82
(1,37)	1:A:104:ARG:CZ	2:B:78:GLY:HA3	19	1.82
(1,37)	1:A:104:ARG:CZ	2:B:78:GLY:N	19	1.82
(1,37)	1:A:104:ARG:CZ	2:B:78:GLY:O	19	1.82

*Continued on next page...*



*Continued from previous page...*

Key	Atom-1	Atom-2	Model ID	Violation (Å)
(1,37)	1:A:104:ARG:CZ	2:B:79:LYS:C	19	1.82
(1,37)	1:A:104:ARG:CZ	2:B:79:LYS:CA	19	1.82
(1,37)	1:A:104:ARG:CZ	2:B:79:LYS:CB	19	1.82
(1,37)	1:A:104:ARG:CZ	2:B:79:LYS:CD	19	1.82
(1,37)	1:A:104:ARG:CZ	2:B:79:LYS:CE	19	1.82
(1,37)	1:A:104:ARG:CZ	2:B:79:LYS:CG	19	1.82
(1,37)	1:A:104:ARG:CZ	2:B:79:LYS:H	19	1.82
(1,37)	1:A:104:ARG:CZ	2:B:79:LYS:HA	19	1.82
(1,37)	1:A:104:ARG:CZ	2:B:79:LYS:HB2	19	1.82
(1,37)	1:A:104:ARG:CZ	2:B:79:LYS:HB3	19	1.82
(1,37)	1:A:104:ARG:CZ	2:B:79:LYS:HD2	19	1.82
(1,37)	1:A:104:ARG:CZ	2:B:79:LYS:HD3	19	1.82
(1,37)	1:A:104:ARG:CZ	2:B:79:LYS:HE2	19	1.82
(1,37)	1:A:104:ARG:CZ	2:B:79:LYS:HE3	19	1.82
(1,37)	1:A:104:ARG:CZ	2:B:79:LYS:HG2	19	1.82
(1,37)	1:A:104:ARG:CZ	2:B:79:LYS:HG3	19	1.82
(1,37)	1:A:104:ARG:CZ	2:B:79:LYS:HZ1	19	1.82
(1,37)	1:A:104:ARG:CZ	2:B:79:LYS:HZ2	19	1.82
(1,37)	1:A:104:ARG:CZ	2:B:79:LYS:HZ3	19	1.82
(1,37)	1:A:104:ARG:CZ	2:B:79:LYS:N	19	1.82
(1,37)	1:A:104:ARG:CZ	2:B:79:LYS:NZ	19	1.82
(1,37)	1:A:104:ARG:CZ	2:B:79:LYS:O	19	1.82
(1,37)	1:A:104:ARG:CZ	2:B:80:ILE:C	19	1.82
(1,37)	1:A:104:ARG:CZ	2:B:80:ILE:CA	19	1.82
(1,37)	1:A:104:ARG:CZ	2:B:80:ILE:CB	19	1.82
(1,37)	1:A:104:ARG:CZ	2:B:80:ILE:CD1	19	1.82
(1,37)	1:A:104:ARG:CZ	2:B:80:ILE:CG1	19	1.82
(1,37)	1:A:104:ARG:CZ	2:B:80:ILE:CG2	19	1.82
(1,37)	1:A:104:ARG:CZ	2:B:80:ILE:H	19	1.82
(1,37)	1:A:104:ARG:CZ	2:B:80:ILE:HA	19	1.82
(1,37)	1:A:104:ARG:CZ	2:B:80:ILE:HB	19	1.82
(1,37)	1:A:104:ARG:CZ	2:B:80:ILE:HD11	19	1.82
(1,37)	1:A:104:ARG:CZ	2:B:80:ILE:HD12	19	1.82
(1,37)	1:A:104:ARG:CZ	2:B:80:ILE:HD13	19	1.82
(1,37)	1:A:104:ARG:CZ	2:B:80:ILE:HG12	19	1.82
(1,37)	1:A:104:ARG:CZ	2:B:80:ILE:HG13	19	1.82
(1,37)	1:A:104:ARG:CZ	2:B:80:ILE:HG21	19	1.82
(1,37)	1:A:104:ARG:CZ	2:B:80:ILE:HG22	19	1.82
(1,37)	1:A:104:ARG:CZ	2:B:80:ILE:HG23	19	1.82
(1,37)	1:A:104:ARG:CZ	2:B:80:ILE:N	19	1.82
(1,37)	1:A:104:ARG:CZ	2:B:80:ILE:O	19	1.82
(1,37)	1:A:104:ARG:CZ	2:B:84:GLN:C	19	1.82

*Continued on next page...*

*Continued from previous page...*

Key	Atom-1	Atom-2	Model ID	Violation (Å)
(1,37)	1:A:104:ARG:CZ	2:B:84:GLN:CA	19	1.82
(1,37)	1:A:104:ARG:CZ	2:B:84:GLN:CB	19	1.82
(1,37)	1:A:104:ARG:CZ	2:B:84:GLN:CD	19	1.82
(1,37)	1:A:104:ARG:CZ	2:B:84:GLN:CG	19	1.82
(1,37)	1:A:104:ARG:CZ	2:B:84:GLN:H	19	1.82
(1,37)	1:A:104:ARG:CZ	2:B:84:GLN:HA	19	1.82
(1,37)	1:A:104:ARG:CZ	2:B:84:GLN:HB2	19	1.82
(1,37)	1:A:104:ARG:CZ	2:B:84:GLN:HB3	19	1.82
(1,37)	1:A:104:ARG:CZ	2:B:84:GLN:HE21	19	1.82
(1,37)	1:A:104:ARG:CZ	2:B:84:GLN:HE22	19	1.82
(1,37)	1:A:104:ARG:CZ	2:B:84:GLN:HG2	19	1.82
(1,37)	1:A:104:ARG:CZ	2:B:84:GLN:HG3	19	1.82
(1,37)	1:A:104:ARG:CZ	2:B:84:GLN:N	19	1.82
(1,37)	1:A:104:ARG:CZ	2:B:84:GLN:NE2	19	1.82
(1,37)	1:A:104:ARG:CZ	2:B:84:GLN:O	19	1.82
(1,37)	1:A:104:ARG:CZ	2:B:84:GLN:OE1	19	1.82
(1,37)	1:A:104:ARG:CZ	2:B:97:THR:C	19	1.82
(1,37)	1:A:104:ARG:CZ	2:B:97:THR:CA	19	1.82
(1,37)	1:A:104:ARG:CZ	2:B:97:THR:CB	19	1.82
(1,37)	1:A:104:ARG:CZ	2:B:97:THR:CG2	19	1.82
(1,37)	1:A:104:ARG:CZ	2:B:97:THR:H	19	1.82
(1,37)	1:A:104:ARG:CZ	2:B:97:THR:HA	19	1.82
(1,37)	1:A:104:ARG:CZ	2:B:97:THR:HB	19	1.82
(1,37)	1:A:104:ARG:CZ	2:B:97:THR:HG1	19	1.82
(1,37)	1:A:104:ARG:CZ	2:B:97:THR:HG21	19	1.82
(1,37)	1:A:104:ARG:CZ	2:B:97:THR:HG22	19	1.82
(1,37)	1:A:104:ARG:CZ	2:B:97:THR:HG23	19	1.82
(1,37)	1:A:104:ARG:CZ	2:B:97:THR:N	19	1.82
(1,37)	1:A:104:ARG:CZ	2:B:97:THR:O	19	1.82
(1,37)	1:A:104:ARG:CZ	2:B:97:THR:OG1	19	1.82
(1,37)	1:A:104:ARG:CZ	2:B:99:HIS:C	19	1.82
(1,37)	1:A:104:ARG:CZ	2:B:99:HIS:CA	19	1.82
(1,37)	1:A:104:ARG:CZ	2:B:99:HIS:CB	19	1.82
(1,37)	1:A:104:ARG:CZ	2:B:99:HIS:CD2	19	1.82
(1,37)	1:A:104:ARG:CZ	2:B:99:HIS:CE1	19	1.82
(1,37)	1:A:104:ARG:CZ	2:B:99:HIS:CG	19	1.82
(1,37)	1:A:104:ARG:CZ	2:B:99:HIS:H	19	1.82
(1,37)	1:A:104:ARG:CZ	2:B:99:HIS:HA	19	1.82
(1,37)	1:A:104:ARG:CZ	2:B:99:HIS:HB2	19	1.82
(1,37)	1:A:104:ARG:CZ	2:B:99:HIS:HB3	19	1.82
(1,37)	1:A:104:ARG:CZ	2:B:99:HIS:HD1	19	1.82
(1,37)	1:A:104:ARG:CZ	2:B:99:HIS:HD2	19	1.82

*Continued on next page...*

*Continued from previous page...*

Key	Atom-1	Atom-2	Model ID	Violation (Å)
(1,37)	1:A:104:ARG:CZ	2:B:99:HIS:HE1	19	1.82
(1,37)	1:A:104:ARG:CZ	2:B:99:HIS:HE2	19	1.82
(1,37)	1:A:104:ARG:CZ	2:B:99:HIS:N	19	1.82
(1,37)	1:A:104:ARG:CZ	2:B:99:HIS:ND1	19	1.82
(1,37)	1:A:104:ARG:CZ	2:B:99:HIS:NE2	19	1.82
(1,37)	1:A:104:ARG:CZ	2:B:99:HIS:O	19	1.82
(1,37)	1:A:104:ARG:CZ	2:B:101:VAL:C	19	1.82
(1,37)	1:A:104:ARG:CZ	2:B:101:VAL:CA	19	1.82
(1,37)	1:A:104:ARG:CZ	2:B:101:VAL:CB	19	1.82
(1,37)	1:A:104:ARG:CZ	2:B:101:VAL:CG1	19	1.82
(1,37)	1:A:104:ARG:CZ	2:B:101:VAL:CG2	19	1.82
(1,37)	1:A:104:ARG:CZ	2:B:101:VAL:H	19	1.82
(1,37)	1:A:104:ARG:CZ	2:B:101:VAL:HA	19	1.82
(1,37)	1:A:104:ARG:CZ	2:B:101:VAL:HB	19	1.82
(1,37)	1:A:104:ARG:CZ	2:B:101:VAL:HG11	19	1.82
(1,37)	1:A:104:ARG:CZ	2:B:101:VAL:HG12	19	1.82
(1,37)	1:A:104:ARG:CZ	2:B:101:VAL:HG13	19	1.82
(1,37)	1:A:104:ARG:CZ	2:B:101:VAL:HG21	19	1.82
(1,37)	1:A:104:ARG:CZ	2:B:101:VAL:HG22	19	1.82
(1,37)	1:A:104:ARG:CZ	2:B:101:VAL:HG23	19	1.82
(1,37)	1:A:104:ARG:CZ	2:B:101:VAL:N	19	1.82
(1,37)	1:A:104:ARG:CZ	2:B:101:VAL:O	19	1.82
(1,37)	1:A:104:ARG:H	2:B:75:ILE:C	19	1.82
(1,37)	1:A:104:ARG:H	2:B:75:ILE:CA	19	1.82
(1,37)	1:A:104:ARG:H	2:B:75:ILE:CB	19	1.82
(1,37)	1:A:104:ARG:H	2:B:75:ILE:CD1	19	1.82
(1,37)	1:A:104:ARG:H	2:B:75:ILE:CG1	19	1.82
(1,37)	1:A:104:ARG:H	2:B:75:ILE:CG2	19	1.82
(1,37)	1:A:104:ARG:H	2:B:75:ILE:H	19	1.82
(1,37)	1:A:104:ARG:H	2:B:75:ILE:HA	19	1.82
(1,37)	1:A:104:ARG:H	2:B:75:ILE:HB	19	1.82
(1,37)	1:A:104:ARG:H	2:B:75:ILE:HD11	19	1.82
(1,37)	1:A:104:ARG:H	2:B:75:ILE:HD12	19	1.82
(1,37)	1:A:104:ARG:H	2:B:75:ILE:HD13	19	1.82
(1,37)	1:A:104:ARG:H	2:B:75:ILE:HG12	19	1.82
(1,37)	1:A:104:ARG:H	2:B:75:ILE:HG13	19	1.82
(1,37)	1:A:104:ARG:H	2:B:75:ILE:HG21	19	1.82
(1,37)	1:A:104:ARG:H	2:B:75:ILE:HG22	19	1.82
(1,37)	1:A:104:ARG:H	2:B:75:ILE:HG23	19	1.82
(1,37)	1:A:104:ARG:H	2:B:75:ILE:N	19	1.82
(1,37)	1:A:104:ARG:H	2:B:75:ILE:O	19	1.82
(1,37)	1:A:104:ARG:H	2:B:77:ALA:C	19	1.82

*Continued on next page...*

*Continued from previous page...*

Key	Atom-1	Atom-2	Model ID	Violation (Å)
(1,37)	1:A:104:ARG:H	2:B:77:ALA:CA	19	1.82
(1,37)	1:A:104:ARG:H	2:B:77:ALA:CB	19	1.82
(1,37)	1:A:104:ARG:H	2:B:77:ALA:H	19	1.82
(1,37)	1:A:104:ARG:H	2:B:77:ALA:HA	19	1.82
(1,37)	1:A:104:ARG:H	2:B:77:ALA:HB1	19	1.82
(1,37)	1:A:104:ARG:H	2:B:77:ALA:HB2	19	1.82
(1,37)	1:A:104:ARG:H	2:B:77:ALA:HB3	19	1.82
(1,37)	1:A:104:ARG:H	2:B:77:ALA:N	19	1.82
(1,37)	1:A:104:ARG:H	2:B:77:ALA:O	19	1.82
(1,37)	1:A:104:ARG:H	2:B:78:GLY:C	19	1.82
(1,37)	1:A:104:ARG:H	2:B:78:GLY:CA	19	1.82
(1,37)	1:A:104:ARG:H	2:B:78:GLY:H	19	1.82
(1,37)	1:A:104:ARG:H	2:B:78:GLY:HA2	19	1.82
(1,37)	1:A:104:ARG:H	2:B:78:GLY:HA3	19	1.82
(1,37)	1:A:104:ARG:H	2:B:78:GLY:N	19	1.82
(1,37)	1:A:104:ARG:H	2:B:78:GLY:O	19	1.82
(1,37)	1:A:104:ARG:H	2:B:79:LYS:C	19	1.82
(1,37)	1:A:104:ARG:H	2:B:79:LYS:CA	19	1.82
(1,37)	1:A:104:ARG:H	2:B:79:LYS:CB	19	1.82
(1,37)	1:A:104:ARG:H	2:B:79:LYS:CD	19	1.82
(1,37)	1:A:104:ARG:H	2:B:79:LYS:CE	19	1.82
(1,37)	1:A:104:ARG:H	2:B:79:LYS:CG	19	1.82
(1,37)	1:A:104:ARG:H	2:B:79:LYS:H	19	1.82
(1,37)	1:A:104:ARG:H	2:B:79:LYS:HA	19	1.82
(1,37)	1:A:104:ARG:H	2:B:79:LYS:HB2	19	1.82
(1,37)	1:A:104:ARG:H	2:B:79:LYS:HB3	19	1.82
(1,37)	1:A:104:ARG:H	2:B:79:LYS:HD2	19	1.82
(1,37)	1:A:104:ARG:H	2:B:79:LYS:HD3	19	1.82
(1,37)	1:A:104:ARG:H	2:B:79:LYS:HE2	19	1.82
(1,37)	1:A:104:ARG:H	2:B:79:LYS:HE3	19	1.82
(1,37)	1:A:104:ARG:H	2:B:79:LYS:HG2	19	1.82
(1,37)	1:A:104:ARG:H	2:B:79:LYS:HG3	19	1.82
(1,37)	1:A:104:ARG:H	2:B:79:LYS:HZ1	19	1.82
(1,37)	1:A:104:ARG:H	2:B:79:LYS:HZ2	19	1.82
(1,37)	1:A:104:ARG:H	2:B:79:LYS:HZ3	19	1.82
(1,37)	1:A:104:ARG:H	2:B:79:LYS:N	19	1.82
(1,37)	1:A:104:ARG:H	2:B:79:LYS:NZ	19	1.82
(1,37)	1:A:104:ARG:H	2:B:79:LYS:O	19	1.82
(1,37)	1:A:104:ARG:H	2:B:80:ILE:C	19	1.82
(1,37)	1:A:104:ARG:H	2:B:80:ILE:CA	19	1.82
(1,37)	1:A:104:ARG:H	2:B:80:ILE:CB	19	1.82
(1,37)	1:A:104:ARG:H	2:B:80:ILE:CD1	19	1.82

*Continued on next page...*

*Continued from previous page...*

Key	Atom-1	Atom-2	Model ID	Violation (Å)
(1,37)	1:A:104:ARG:H	2:B:80:ILE:CG1	19	1.82
(1,37)	1:A:104:ARG:H	2:B:80:ILE:CG2	19	1.82
(1,37)	1:A:104:ARG:H	2:B:80:ILE:H	19	1.82
(1,37)	1:A:104:ARG:H	2:B:80:ILE:HA	19	1.82
(1,37)	1:A:104:ARG:H	2:B:80:ILE:HB	19	1.82
(1,37)	1:A:104:ARG:H	2:B:80:ILE:HD11	19	1.82
(1,37)	1:A:104:ARG:H	2:B:80:ILE:HD12	19	1.82
(1,37)	1:A:104:ARG:H	2:B:80:ILE:HD13	19	1.82
(1,37)	1:A:104:ARG:H	2:B:80:ILE:HG12	19	1.82
(1,37)	1:A:104:ARG:H	2:B:80:ILE:HG13	19	1.82
(1,37)	1:A:104:ARG:H	2:B:80:ILE:HG21	19	1.82
(1,37)	1:A:104:ARG:H	2:B:80:ILE:HG22	19	1.82
(1,37)	1:A:104:ARG:H	2:B:80:ILE:HG23	19	1.82
(1,37)	1:A:104:ARG:H	2:B:80:ILE:N	19	1.82
(1,37)	1:A:104:ARG:H	2:B:80:ILE:O	19	1.82
(1,37)	1:A:104:ARG:H	2:B:84:GLN:C	19	1.82
(1,37)	1:A:104:ARG:H	2:B:84:GLN:CA	19	1.82
(1,37)	1:A:104:ARG:H	2:B:84:GLN:CB	19	1.82
(1,37)	1:A:104:ARG:H	2:B:84:GLN:CD	19	1.82
(1,37)	1:A:104:ARG:H	2:B:84:GLN:CG	19	1.82
(1,37)	1:A:104:ARG:H	2:B:84:GLN:H	19	1.82
(1,37)	1:A:104:ARG:H	2:B:84:GLN:HA	19	1.82
(1,37)	1:A:104:ARG:H	2:B:84:GLN:HB2	19	1.82
(1,37)	1:A:104:ARG:H	2:B:84:GLN:HB3	19	1.82
(1,37)	1:A:104:ARG:H	2:B:84:GLN:HE21	19	1.82
(1,37)	1:A:104:ARG:H	2:B:84:GLN:HE22	19	1.82
(1,37)	1:A:104:ARG:H	2:B:84:GLN:HG2	19	1.82
(1,37)	1:A:104:ARG:H	2:B:84:GLN:HG3	19	1.82
(1,37)	1:A:104:ARG:H	2:B:84:GLN:N	19	1.82
(1,37)	1:A:104:ARG:H	2:B:84:GLN:NE2	19	1.82
(1,37)	1:A:104:ARG:H	2:B:84:GLN:O	19	1.82
(1,37)	1:A:104:ARG:H	2:B:84:GLN:OE1	19	1.82
(1,37)	1:A:104:ARG:H	2:B:97:THR:C	19	1.82
(1,37)	1:A:104:ARG:H	2:B:97:THR:CA	19	1.82
(1,37)	1:A:104:ARG:H	2:B:97:THR:CB	19	1.82
(1,37)	1:A:104:ARG:H	2:B:97:THR:CG2	19	1.82
(1,37)	1:A:104:ARG:H	2:B:97:THR:H	19	1.82
(1,37)	1:A:104:ARG:H	2:B:97:THR:HA	19	1.82
(1,37)	1:A:104:ARG:H	2:B:97:THR:HB	19	1.82
(1,37)	1:A:104:ARG:H	2:B:97:THR:HG1	19	1.82
(1,37)	1:A:104:ARG:H	2:B:97:THR:HG21	19	1.82
(1,37)	1:A:104:ARG:H	2:B:97:THR:HG22	19	1.82

*Continued on next page...*

*Continued from previous page...*

Key	Atom-1	Atom-2	Model ID	Violation (Å)
(1,37)	1:A:104:ARG:H	2:B:97:THR:HG23	19	1.82
(1,37)	1:A:104:ARG:H	2:B:97:THR:N	19	1.82
(1,37)	1:A:104:ARG:H	2:B:97:THR:O	19	1.82
(1,37)	1:A:104:ARG:H	2:B:97:THR:OG1	19	1.82
(1,37)	1:A:104:ARG:H	2:B:99:HIS:C	19	1.82
(1,37)	1:A:104:ARG:H	2:B:99:HIS:CA	19	1.82
(1,37)	1:A:104:ARG:H	2:B:99:HIS:CB	19	1.82
(1,37)	1:A:104:ARG:H	2:B:99:HIS:CD2	19	1.82
(1,37)	1:A:104:ARG:H	2:B:99:HIS:CE1	19	1.82
(1,37)	1:A:104:ARG:H	2:B:99:HIS:CG	19	1.82
(1,37)	1:A:104:ARG:H	2:B:99:HIS:H	19	1.82
(1,37)	1:A:104:ARG:H	2:B:99:HIS:HA	19	1.82
(1,37)	1:A:104:ARG:H	2:B:99:HIS:HB2	19	1.82
(1,37)	1:A:104:ARG:H	2:B:99:HIS:HB3	19	1.82
(1,37)	1:A:104:ARG:H	2:B:99:HIS:HD1	19	1.82
(1,37)	1:A:104:ARG:H	2:B:99:HIS:HD2	19	1.82
(1,37)	1:A:104:ARG:H	2:B:99:HIS:HE1	19	1.82
(1,37)	1:A:104:ARG:H	2:B:99:HIS:HE2	19	1.82
(1,37)	1:A:104:ARG:H	2:B:99:HIS:N	19	1.82
(1,37)	1:A:104:ARG:H	2:B:99:HIS:ND1	19	1.82
(1,37)	1:A:104:ARG:H	2:B:99:HIS:NE2	19	1.82
(1,37)	1:A:104:ARG:H	2:B:99:HIS:O	19	1.82
(1,37)	1:A:104:ARG:H	2:B:101:VAL:C	19	1.82
(1,37)	1:A:104:ARG:H	2:B:101:VAL:CA	19	1.82
(1,37)	1:A:104:ARG:H	2:B:101:VAL:CB	19	1.82
(1,37)	1:A:104:ARG:H	2:B:101:VAL:CG1	19	1.82
(1,37)	1:A:104:ARG:H	2:B:101:VAL:CG2	19	1.82
(1,37)	1:A:104:ARG:H	2:B:101:VAL:H	19	1.82
(1,37)	1:A:104:ARG:H	2:B:101:VAL:HA	19	1.82
(1,37)	1:A:104:ARG:H	2:B:101:VAL:HB	19	1.82
(1,37)	1:A:104:ARG:H	2:B:101:VAL:HG11	19	1.82
(1,37)	1:A:104:ARG:H	2:B:101:VAL:HG12	19	1.82
(1,37)	1:A:104:ARG:H	2:B:101:VAL:HG13	19	1.82
(1,37)	1:A:104:ARG:H	2:B:101:VAL:HG21	19	1.82
(1,37)	1:A:104:ARG:H	2:B:101:VAL:HG22	19	1.82
(1,37)	1:A:104:ARG:H	2:B:101:VAL:HG23	19	1.82
(1,37)	1:A:104:ARG:H	2:B:101:VAL:N	19	1.82
(1,37)	1:A:104:ARG:H	2:B:101:VAL:O	19	1.82
(1,37)	1:A:104:ARG:HA	2:B:75:ILE:C	19	1.82
(1,37)	1:A:104:ARG:HA	2:B:75:ILE:CA	19	1.82
(1,37)	1:A:104:ARG:HA	2:B:75:ILE:CB	19	1.82
(1,37)	1:A:104:ARG:HA	2:B:75:ILE:CD1	19	1.82

*Continued on next page...*

*Continued from previous page...*

Key	Atom-1	Atom-2	Model ID	Violation (Å)
(1,37)	1:A:104:ARG:HA	2:B:75:ILE:CG1	19	1.82
(1,37)	1:A:104:ARG:HA	2:B:75:ILE:CG2	19	1.82
(1,37)	1:A:104:ARG:HA	2:B:75:ILE:H	19	1.82
(1,37)	1:A:104:ARG:HA	2:B:75:ILE:HA	19	1.82
(1,37)	1:A:104:ARG:HA	2:B:75:ILE:HB	19	1.82
(1,37)	1:A:104:ARG:HA	2:B:75:ILE:HD11	19	1.82
(1,37)	1:A:104:ARG:HA	2:B:75:ILE:HD12	19	1.82
(1,37)	1:A:104:ARG:HA	2:B:75:ILE:HD13	19	1.82
(1,37)	1:A:104:ARG:HA	2:B:75:ILE:HG12	19	1.82
(1,37)	1:A:104:ARG:HA	2:B:75:ILE:HG13	19	1.82
(1,37)	1:A:104:ARG:HA	2:B:75:ILE:HG21	19	1.82
(1,37)	1:A:104:ARG:HA	2:B:75:ILE:HG22	19	1.82
(1,37)	1:A:104:ARG:HA	2:B:75:ILE:HG23	19	1.82
(1,37)	1:A:104:ARG:HA	2:B:75:ILE:N	19	1.82
(1,37)	1:A:104:ARG:HA	2:B:75:ILE:O	19	1.82
(1,37)	1:A:104:ARG:HA	2:B:77:ALA:C	19	1.82
(1,37)	1:A:104:ARG:HA	2:B:77:ALA:CA	19	1.82
(1,37)	1:A:104:ARG:HA	2:B:77:ALA:CB	19	1.82
(1,37)	1:A:104:ARG:HA	2:B:77:ALA:H	19	1.82
(1,37)	1:A:104:ARG:HA	2:B:77:ALA:HA	19	1.82
(1,37)	1:A:104:ARG:HA	2:B:77:ALA:HB1	19	1.82
(1,37)	1:A:104:ARG:HA	2:B:77:ALA:HB2	19	1.82
(1,37)	1:A:104:ARG:HA	2:B:77:ALA:HB3	19	1.82
(1,37)	1:A:104:ARG:HA	2:B:77:ALA:N	19	1.82
(1,37)	1:A:104:ARG:HA	2:B:77:ALA:O	19	1.82
(1,37)	1:A:104:ARG:HA	2:B:78:GLY:C	19	1.82
(1,37)	1:A:104:ARG:HA	2:B:78:GLY:CA	19	1.82
(1,37)	1:A:104:ARG:HA	2:B:78:GLY:H	19	1.82
(1,37)	1:A:104:ARG:HA	2:B:78:GLY:HA2	19	1.82
(1,37)	1:A:104:ARG:HA	2:B:78:GLY:HA3	19	1.82
(1,37)	1:A:104:ARG:HA	2:B:78:GLY:N	19	1.82
(1,37)	1:A:104:ARG:HA	2:B:78:GLY:O	19	1.82
(1,37)	1:A:104:ARG:HA	2:B:79:LYS:C	19	1.82
(1,37)	1:A:104:ARG:HA	2:B:79:LYS:CA	19	1.82
(1,37)	1:A:104:ARG:HA	2:B:79:LYS:CB	19	1.82
(1,37)	1:A:104:ARG:HA	2:B:79:LYS:CD	19	1.82
(1,37)	1:A:104:ARG:HA	2:B:79:LYS:CE	19	1.82
(1,37)	1:A:104:ARG:HA	2:B:79:LYS:CG	19	1.82
(1,37)	1:A:104:ARG:HA	2:B:79:LYS:H	19	1.82
(1,37)	1:A:104:ARG:HA	2:B:79:LYS:HA	19	1.82
(1,37)	1:A:104:ARG:HA	2:B:79:LYS:HB2	19	1.82
(1,37)	1:A:104:ARG:HA	2:B:79:LYS:HB3	19	1.82

*Continued on next page...*

*Continued from previous page...*

Key	Atom-1	Atom-2	Model ID	Violation (Å)
(1,37)	1:A:104:ARG:HA	2:B:79:LYS:HD2	19	1.82
(1,37)	1:A:104:ARG:HA	2:B:79:LYS:HD3	19	1.82
(1,37)	1:A:104:ARG:HA	2:B:79:LYS:HE2	19	1.82
(1,37)	1:A:104:ARG:HA	2:B:79:LYS:HE3	19	1.82
(1,37)	1:A:104:ARG:HA	2:B:79:LYS:HG2	19	1.82
(1,37)	1:A:104:ARG:HA	2:B:79:LYS:HG3	19	1.82
(1,37)	1:A:104:ARG:HA	2:B:79:LYS:HZ1	19	1.82
(1,37)	1:A:104:ARG:HA	2:B:79:LYS:HZ2	19	1.82
(1,37)	1:A:104:ARG:HA	2:B:79:LYS:HZ3	19	1.82
(1,37)	1:A:104:ARG:HA	2:B:79:LYS:N	19	1.82
(1,37)	1:A:104:ARG:HA	2:B:79:LYS:NZ	19	1.82
(1,37)	1:A:104:ARG:HA	2:B:79:LYS:O	19	1.82
(1,37)	1:A:104:ARG:HA	2:B:80:ILE:C	19	1.82
(1,37)	1:A:104:ARG:HA	2:B:80:ILE:CA	19	1.82
(1,37)	1:A:104:ARG:HA	2:B:80:ILE:CB	19	1.82
(1,37)	1:A:104:ARG:HA	2:B:80:ILE:CD1	19	1.82
(1,37)	1:A:104:ARG:HA	2:B:80:ILE:CG1	19	1.82
(1,37)	1:A:104:ARG:HA	2:B:80:ILE:CG2	19	1.82
(1,37)	1:A:104:ARG:HA	2:B:80:ILE:H	19	1.82
(1,37)	1:A:104:ARG:HA	2:B:80:ILE:HA	19	1.82
(1,37)	1:A:104:ARG:HA	2:B:80:ILE:HB	19	1.82
(1,37)	1:A:104:ARG:HA	2:B:80:ILE:HD11	19	1.82
(1,37)	1:A:104:ARG:HA	2:B:80:ILE:HD12	19	1.82
(1,37)	1:A:104:ARG:HA	2:B:80:ILE:HD13	19	1.82
(1,37)	1:A:104:ARG:HA	2:B:80:ILE:HG12	19	1.82
(1,37)	1:A:104:ARG:HA	2:B:80:ILE:HG13	19	1.82
(1,37)	1:A:104:ARG:HA	2:B:80:ILE:HG21	19	1.82
(1,37)	1:A:104:ARG:HA	2:B:80:ILE:HG22	19	1.82
(1,37)	1:A:104:ARG:HA	2:B:80:ILE:HG23	19	1.82
(1,37)	1:A:104:ARG:HA	2:B:80:ILE:N	19	1.82
(1,37)	1:A:104:ARG:HA	2:B:80:ILE:O	19	1.82
(1,37)	1:A:104:ARG:HA	2:B:84:GLN:C	19	1.82
(1,37)	1:A:104:ARG:HA	2:B:84:GLN:CA	19	1.82
(1,37)	1:A:104:ARG:HA	2:B:84:GLN:CB	19	1.82
(1,37)	1:A:104:ARG:HA	2:B:84:GLN:CD	19	1.82
(1,37)	1:A:104:ARG:HA	2:B:84:GLN:CG	19	1.82
(1,37)	1:A:104:ARG:HA	2:B:84:GLN:H	19	1.82
(1,37)	1:A:104:ARG:HA	2:B:84:GLN:HA	19	1.82
(1,37)	1:A:104:ARG:HA	2:B:84:GLN:HB2	19	1.82
(1,37)	1:A:104:ARG:HA	2:B:84:GLN:HB3	19	1.82
(1,37)	1:A:104:ARG:HA	2:B:84:GLN:HE21	19	1.82
(1,37)	1:A:104:ARG:HA	2:B:84:GLN:HE22	19	1.82

*Continued on next page...*



*Continued from previous page...*

Key	Atom-1	Atom-2	Model ID	Violation (Å)
(1,37)	1:A:104:ARG:HA	2:B:84:GLN:HG2	19	1.82
(1,37)	1:A:104:ARG:HA	2:B:84:GLN:HG3	19	1.82
(1,37)	1:A:104:ARG:HA	2:B:84:GLN:N	19	1.82
(1,37)	1:A:104:ARG:HA	2:B:84:GLN:NE2	19	1.82
(1,37)	1:A:104:ARG:HA	2:B:84:GLN:O	19	1.82
(1,37)	1:A:104:ARG:HA	2:B:84:GLN:OE1	19	1.82
(1,37)	1:A:104:ARG:HA	2:B:97:THR:C	19	1.82
(1,37)	1:A:104:ARG:HA	2:B:97:THR:CA	19	1.82
(1,37)	1:A:104:ARG:HA	2:B:97:THR:CB	19	1.82
(1,37)	1:A:104:ARG:HA	2:B:97:THR:CG2	19	1.82
(1,37)	1:A:104:ARG:HA	2:B:97:THR:H	19	1.82
(1,37)	1:A:104:ARG:HA	2:B:97:THR:HA	19	1.82
(1,37)	1:A:104:ARG:HA	2:B:97:THR:HB	19	1.82
(1,37)	1:A:104:ARG:HA	2:B:97:THR:HG1	19	1.82
(1,37)	1:A:104:ARG:HA	2:B:97:THR:HG21	19	1.82
(1,37)	1:A:104:ARG:HA	2:B:97:THR:HG22	19	1.82
(1,37)	1:A:104:ARG:HA	2:B:97:THR:HG23	19	1.82
(1,37)	1:A:104:ARG:HA	2:B:97:THR:N	19	1.82
(1,37)	1:A:104:ARG:HA	2:B:97:THR:O	19	1.82
(1,37)	1:A:104:ARG:HA	2:B:97:THR:OG1	19	1.82
(1,37)	1:A:104:ARG:HA	2:B:99:HIS:C	19	1.82
(1,37)	1:A:104:ARG:HA	2:B:99:HIS:CA	19	1.82
(1,37)	1:A:104:ARG:HA	2:B:99:HIS:CB	19	1.82
(1,37)	1:A:104:ARG:HA	2:B:99:HIS:CD2	19	1.82
(1,37)	1:A:104:ARG:HA	2:B:99:HIS:CE1	19	1.82
(1,37)	1:A:104:ARG:HA	2:B:99:HIS:CG	19	1.82
(1,37)	1:A:104:ARG:HA	2:B:99:HIS:H	19	1.82
(1,37)	1:A:104:ARG:HA	2:B:99:HIS:HA	19	1.82
(1,37)	1:A:104:ARG:HA	2:B:99:HIS:HB2	19	1.82
(1,37)	1:A:104:ARG:HA	2:B:99:HIS:HB3	19	1.82
(1,37)	1:A:104:ARG:HA	2:B:99:HIS:HD1	19	1.82
(1,37)	1:A:104:ARG:HA	2:B:99:HIS:HD2	19	1.82
(1,37)	1:A:104:ARG:HA	2:B:99:HIS:HE1	19	1.82
(1,37)	1:A:104:ARG:HA	2:B:99:HIS:HE2	19	1.82
(1,37)	1:A:104:ARG:HA	2:B:99:HIS:N	19	1.82
(1,37)	1:A:104:ARG:HA	2:B:99:HIS:ND1	19	1.82
(1,37)	1:A:104:ARG:HA	2:B:99:HIS:NE2	19	1.82
(1,37)	1:A:104:ARG:HA	2:B:99:HIS:O	19	1.82
(1,37)	1:A:104:ARG:HA	2:B:101:VAL:C	19	1.82
(1,37)	1:A:104:ARG:HA	2:B:101:VAL:CA	19	1.82
(1,37)	1:A:104:ARG:HA	2:B:101:VAL:CB	19	1.82
(1,37)	1:A:104:ARG:HA	2:B:101:VAL:CG1	19	1.82

*Continued on next page...*

*Continued from previous page...*

Key	Atom-1	Atom-2	Model ID	Violation (Å)
(1,37)	1:A:104:ARG:HA	2:B:101:VAL:CG2	19	1.82
(1,37)	1:A:104:ARG:HA	2:B:101:VAL:H	19	1.82
(1,37)	1:A:104:ARG:HA	2:B:101:VAL:HA	19	1.82
(1,37)	1:A:104:ARG:HA	2:B:101:VAL:HB	19	1.82
(1,37)	1:A:104:ARG:HA	2:B:101:VAL:HG11	19	1.82
(1,37)	1:A:104:ARG:HA	2:B:101:VAL:HG12	19	1.82
(1,37)	1:A:104:ARG:HA	2:B:101:VAL:HG13	19	1.82
(1,37)	1:A:104:ARG:HA	2:B:101:VAL:HG21	19	1.82
(1,37)	1:A:104:ARG:HA	2:B:101:VAL:HG22	19	1.82
(1,37)	1:A:104:ARG:HA	2:B:101:VAL:HG23	19	1.82
(1,37)	1:A:104:ARG:HA	2:B:101:VAL:N	19	1.82
(1,37)	1:A:104:ARG:HA	2:B:101:VAL:O	19	1.82
(1,37)	1:A:104:ARG:HB2	2:B:75:ILE:C	19	1.82
(1,37)	1:A:104:ARG:HB2	2:B:75:ILE:CA	19	1.82
(1,37)	1:A:104:ARG:HB2	2:B:75:ILE:CB	19	1.82
(1,37)	1:A:104:ARG:HB2	2:B:75:ILE:CD1	19	1.82
(1,37)	1:A:104:ARG:HB2	2:B:75:ILE:CG1	19	1.82
(1,37)	1:A:104:ARG:HB2	2:B:75:ILE:CG2	19	1.82
(1,37)	1:A:104:ARG:HB2	2:B:75:ILE:H	19	1.82
(1,37)	1:A:104:ARG:HB2	2:B:75:ILE:HA	19	1.82
(1,37)	1:A:104:ARG:HB2	2:B:75:ILE:HB	19	1.82
(1,37)	1:A:104:ARG:HB2	2:B:75:ILE:HD11	19	1.82
(1,37)	1:A:104:ARG:HB2	2:B:75:ILE:HD12	19	1.82
(1,37)	1:A:104:ARG:HB2	2:B:75:ILE:HD13	19	1.82
(1,37)	1:A:104:ARG:HB2	2:B:75:ILE:HG12	19	1.82
(1,37)	1:A:104:ARG:HB2	2:B:75:ILE:HG13	19	1.82
(1,37)	1:A:104:ARG:HB2	2:B:75:ILE:HG21	19	1.82
(1,37)	1:A:104:ARG:HB2	2:B:75:ILE:HG22	19	1.82
(1,37)	1:A:104:ARG:HB2	2:B:75:ILE:HG23	19	1.82
(1,37)	1:A:104:ARG:HB2	2:B:75:ILE:N	19	1.82
(1,37)	1:A:104:ARG:HB2	2:B:75:ILE:O	19	1.82
(1,37)	1:A:104:ARG:HB2	2:B:77:ALA:C	19	1.82
(1,37)	1:A:104:ARG:HB2	2:B:77:ALA:CA	19	1.82
(1,37)	1:A:104:ARG:HB2	2:B:77:ALA:CB	19	1.82
(1,37)	1:A:104:ARG:HB2	2:B:77:ALA:H	19	1.82
(1,37)	1:A:104:ARG:HB2	2:B:77:ALA:HA	19	1.82
(1,37)	1:A:104:ARG:HB2	2:B:77:ALA:HB1	19	1.82
(1,37)	1:A:104:ARG:HB2	2:B:77:ALA:HB2	19	1.82
(1,37)	1:A:104:ARG:HB2	2:B:77:ALA:HB3	19	1.82
(1,37)	1:A:104:ARG:HB2	2:B:77:ALA:N	19	1.82
(1,37)	1:A:104:ARG:HB2	2:B:77:ALA:O	19	1.82
(1,37)	1:A:104:ARG:HB2	2:B:78:GLY:C	19	1.82

*Continued on next page...*

*Continued from previous page...*

Key	Atom-1	Atom-2	Model ID	Violation (Å)
(1,37)	1:A:104:ARG:HB2	2:B:78:GLY:CA	19	1.82
(1,37)	1:A:104:ARG:HB2	2:B:78:GLY:H	19	1.82
(1,37)	1:A:104:ARG:HB2	2:B:78:GLY:HA2	19	1.82
(1,37)	1:A:104:ARG:HB2	2:B:78:GLY:HA3	19	1.82
(1,37)	1:A:104:ARG:HB2	2:B:78:GLY:N	19	1.82
(1,37)	1:A:104:ARG:HB2	2:B:78:GLY:O	19	1.82
(1,37)	1:A:104:ARG:HB2	2:B:79:LYS:C	19	1.82
(1,37)	1:A:104:ARG:HB2	2:B:79:LYS:CA	19	1.82
(1,37)	1:A:104:ARG:HB2	2:B:79:LYS:CB	19	1.82
(1,37)	1:A:104:ARG:HB2	2:B:79:LYS:CD	19	1.82
(1,37)	1:A:104:ARG:HB2	2:B:79:LYS:CE	19	1.82
(1,37)	1:A:104:ARG:HB2	2:B:79:LYS:CG	19	1.82
(1,37)	1:A:104:ARG:HB2	2:B:79:LYS:H	19	1.82
(1,37)	1:A:104:ARG:HB2	2:B:79:LYS:HA	19	1.82
(1,37)	1:A:104:ARG:HB2	2:B:79:LYS:HB2	19	1.82
(1,37)	1:A:104:ARG:HB2	2:B:79:LYS:HB3	19	1.82
(1,37)	1:A:104:ARG:HB2	2:B:79:LYS:HD2	19	1.82
(1,37)	1:A:104:ARG:HB2	2:B:79:LYS:HD3	19	1.82
(1,37)	1:A:104:ARG:HB2	2:B:79:LYS:HE2	19	1.82
(1,37)	1:A:104:ARG:HB2	2:B:79:LYS:HE3	19	1.82
(1,37)	1:A:104:ARG:HB2	2:B:79:LYS:HG2	19	1.82
(1,37)	1:A:104:ARG:HB2	2:B:79:LYS:HG3	19	1.82
(1,37)	1:A:104:ARG:HB2	2:B:79:LYS:HZ1	19	1.82
(1,37)	1:A:104:ARG:HB2	2:B:79:LYS:HZ2	19	1.82
(1,37)	1:A:104:ARG:HB2	2:B:79:LYS:HZ3	19	1.82
(1,37)	1:A:104:ARG:HB2	2:B:79:LYS:N	19	1.82
(1,37)	1:A:104:ARG:HB2	2:B:79:LYS:NZ	19	1.82
(1,37)	1:A:104:ARG:HB2	2:B:79:LYS:O	19	1.82
(1,37)	1:A:104:ARG:HB2	2:B:80:ILE:C	19	1.82
(1,37)	1:A:104:ARG:HB2	2:B:80:ILE:CA	19	1.82
(1,37)	1:A:104:ARG:HB2	2:B:80:ILE:CB	19	1.82
(1,37)	1:A:104:ARG:HB2	2:B:80:ILE:CD1	19	1.82
(1,37)	1:A:104:ARG:HB2	2:B:80:ILE:CG1	19	1.82
(1,37)	1:A:104:ARG:HB2	2:B:80:ILE:CG2	19	1.82
(1,37)	1:A:104:ARG:HB2	2:B:80:ILE:H	19	1.82
(1,37)	1:A:104:ARG:HB2	2:B:80:ILE:HA	19	1.82
(1,37)	1:A:104:ARG:HB2	2:B:80:ILE:HB	19	1.82
(1,37)	1:A:104:ARG:HB2	2:B:80:ILE:HD11	19	1.82
(1,37)	1:A:104:ARG:HB2	2:B:80:ILE:HD12	19	1.82
(1,37)	1:A:104:ARG:HB2	2:B:80:ILE:HD13	19	1.82
(1,37)	1:A:104:ARG:HB2	2:B:80:ILE:HG12	19	1.82
(1,37)	1:A:104:ARG:HB2	2:B:80:ILE:HG13	19	1.82

*Continued on next page...*

*Continued from previous page...*

Key	Atom-1	Atom-2	Model ID	Violation (Å)
(1,37)	1:A:104:ARG:HB2	2:B:80:ILE:HG21	19	1.82
(1,37)	1:A:104:ARG:HB2	2:B:80:ILE:HG22	19	1.82
(1,37)	1:A:104:ARG:HB2	2:B:80:ILE:HG23	19	1.82
(1,37)	1:A:104:ARG:HB2	2:B:80:ILE:N	19	1.82
(1,37)	1:A:104:ARG:HB2	2:B:80:ILE:O	19	1.82
(1,37)	1:A:104:ARG:HB2	2:B:84:GLN:C	19	1.82
(1,37)	1:A:104:ARG:HB2	2:B:84:GLN:CA	19	1.82
(1,37)	1:A:104:ARG:HB2	2:B:84:GLN:CB	19	1.82
(1,37)	1:A:104:ARG:HB2	2:B:84:GLN:CD	19	1.82
(1,37)	1:A:104:ARG:HB2	2:B:84:GLN:CG	19	1.82
(1,37)	1:A:104:ARG:HB2	2:B:84:GLN:H	19	1.82
(1,37)	1:A:104:ARG:HB2	2:B:84:GLN:HA	19	1.82
(1,37)	1:A:104:ARG:HB2	2:B:84:GLN:HB2	19	1.82
(1,37)	1:A:104:ARG:HB2	2:B:84:GLN:HB3	19	1.82
(1,37)	1:A:104:ARG:HB2	2:B:84:GLN:HE21	19	1.82
(1,37)	1:A:104:ARG:HB2	2:B:84:GLN:HE22	19	1.82
(1,37)	1:A:104:ARG:HB2	2:B:84:GLN:HG2	19	1.82
(1,37)	1:A:104:ARG:HB2	2:B:84:GLN:HG3	19	1.82
(1,37)	1:A:104:ARG:HB2	2:B:84:GLN:N	19	1.82
(1,37)	1:A:104:ARG:HB2	2:B:84:GLN:NE2	19	1.82
(1,37)	1:A:104:ARG:HB2	2:B:84:GLN:O	19	1.82
(1,37)	1:A:104:ARG:HB2	2:B:84:GLN:OE1	19	1.82
(1,37)	1:A:104:ARG:HB2	2:B:97:THR:C	19	1.82
(1,37)	1:A:104:ARG:HB2	2:B:97:THR:CA	19	1.82
(1,37)	1:A:104:ARG:HB2	2:B:97:THR:CB	19	1.82
(1,37)	1:A:104:ARG:HB2	2:B:97:THR:CG2	19	1.82
(1,37)	1:A:104:ARG:HB2	2:B:97:THR:H	19	1.82
(1,37)	1:A:104:ARG:HB2	2:B:97:THR:HA	19	1.82
(1,37)	1:A:104:ARG:HB2	2:B:97:THR:HB	19	1.82
(1,37)	1:A:104:ARG:HB2	2:B:97:THR:HG1	19	1.82
(1,37)	1:A:104:ARG:HB2	2:B:97:THR:HG21	19	1.82
(1,37)	1:A:104:ARG:HB2	2:B:97:THR:HG22	19	1.82
(1,37)	1:A:104:ARG:HB2	2:B:97:THR:HG23	19	1.82
(1,37)	1:A:104:ARG:HB2	2:B:97:THR:N	19	1.82
(1,37)	1:A:104:ARG:HB2	2:B:97:THR:O	19	1.82
(1,37)	1:A:104:ARG:HB2	2:B:97:THR:OG1	19	1.82
(1,37)	1:A:104:ARG:HB2	2:B:99:HIS:C	19	1.82
(1,37)	1:A:104:ARG:HB2	2:B:99:HIS:CA	19	1.82
(1,37)	1:A:104:ARG:HB2	2:B:99:HIS:CB	19	1.82
(1,37)	1:A:104:ARG:HB2	2:B:99:HIS:CD2	19	1.82
(1,37)	1:A:104:ARG:HB2	2:B:99:HIS:CE1	19	1.82
(1,37)	1:A:104:ARG:HB2	2:B:99:HIS:CG	19	1.82

*Continued on next page...*

*Continued from previous page...*

Key	Atom-1	Atom-2	Model ID	Violation (Å)
(1,37)	1:A:104:ARG:HB2	2:B:99:HIS:H	19	1.82
(1,37)	1:A:104:ARG:HB2	2:B:99:HIS:HA	19	1.82
(1,37)	1:A:104:ARG:HB2	2:B:99:HIS:HB2	19	1.82
(1,37)	1:A:104:ARG:HB2	2:B:99:HIS:HB3	19	1.82
(1,37)	1:A:104:ARG:HB2	2:B:99:HIS:HD1	19	1.82
(1,37)	1:A:104:ARG:HB2	2:B:99:HIS:HD2	19	1.82
(1,37)	1:A:104:ARG:HB2	2:B:99:HIS:HE1	19	1.82
(1,37)	1:A:104:ARG:HB2	2:B:99:HIS:HE2	19	1.82
(1,37)	1:A:104:ARG:HB2	2:B:99:HIS:N	19	1.82
(1,37)	1:A:104:ARG:HB2	2:B:99:HIS:ND1	19	1.82
(1,37)	1:A:104:ARG:HB2	2:B:99:HIS:NE2	19	1.82
(1,37)	1:A:104:ARG:HB2	2:B:99:HIS:O	19	1.82
(1,37)	1:A:104:ARG:HB2	2:B:101:VAL:C	19	1.82
(1,37)	1:A:104:ARG:HB2	2:B:101:VAL:CA	19	1.82
(1,37)	1:A:104:ARG:HB2	2:B:101:VAL:CB	19	1.82
(1,37)	1:A:104:ARG:HB2	2:B:101:VAL:CG1	19	1.82
(1,37)	1:A:104:ARG:HB2	2:B:101:VAL:CG2	19	1.82
(1,37)	1:A:104:ARG:HB2	2:B:101:VAL:H	19	1.82
(1,37)	1:A:104:ARG:HB2	2:B:101:VAL:HA	19	1.82
(1,37)	1:A:104:ARG:HB2	2:B:101:VAL:HB	19	1.82
(1,37)	1:A:104:ARG:HB2	2:B:101:VAL:HG11	19	1.82
(1,37)	1:A:104:ARG:HB2	2:B:101:VAL:HG12	19	1.82
(1,37)	1:A:104:ARG:HB2	2:B:101:VAL:HG13	19	1.82
(1,37)	1:A:104:ARG:HB2	2:B:101:VAL:HG21	19	1.82
(1,37)	1:A:104:ARG:HB2	2:B:101:VAL:HG22	19	1.82
(1,37)	1:A:104:ARG:HB2	2:B:101:VAL:HG23	19	1.82
(1,37)	1:A:104:ARG:HB2	2:B:101:VAL:N	19	1.82
(1,37)	1:A:104:ARG:HB2	2:B:101:VAL:O	19	1.82
(1,37)	1:A:104:ARG:HB3	2:B:75:ILE:C	19	1.82
(1,37)	1:A:104:ARG:HB3	2:B:75:ILE:CA	19	1.82
(1,37)	1:A:104:ARG:HB3	2:B:75:ILE:CB	19	1.82
(1,37)	1:A:104:ARG:HB3	2:B:75:ILE:CD1	19	1.82
(1,37)	1:A:104:ARG:HB3	2:B:75:ILE:CG1	19	1.82
(1,37)	1:A:104:ARG:HB3	2:B:75:ILE:CG2	19	1.82
(1,37)	1:A:104:ARG:HB3	2:B:75:ILE:H	19	1.82
(1,37)	1:A:104:ARG:HB3	2:B:75:ILE:HA	19	1.82
(1,37)	1:A:104:ARG:HB3	2:B:75:ILE:HB	19	1.82
(1,37)	1:A:104:ARG:HB3	2:B:75:ILE:HD11	19	1.82
(1,37)	1:A:104:ARG:HB3	2:B:75:ILE:HD12	19	1.82
(1,37)	1:A:104:ARG:HB3	2:B:75:ILE:HD13	19	1.82
(1,37)	1:A:104:ARG:HB3	2:B:75:ILE:HG12	19	1.82
(1,37)	1:A:104:ARG:HB3	2:B:75:ILE:HG13	19	1.82

*Continued on next page...*

*Continued from previous page...*

Key	Atom-1	Atom-2	Model ID	Violation (Å)
(1,37)	1:A:104:ARG:HB3	2:B:75:ILE:HG21	19	1.82
(1,37)	1:A:104:ARG:HB3	2:B:75:ILE:HG22	19	1.82
(1,37)	1:A:104:ARG:HB3	2:B:75:ILE:HG23	19	1.82
(1,37)	1:A:104:ARG:HB3	2:B:75:ILE:N	19	1.82
(1,37)	1:A:104:ARG:HB3	2:B:75:ILE:O	19	1.82
(1,37)	1:A:104:ARG:HB3	2:B:77:ALA:C	19	1.82
(1,37)	1:A:104:ARG:HB3	2:B:77:ALA:CA	19	1.82
(1,37)	1:A:104:ARG:HB3	2:B:77:ALA:CB	19	1.82
(1,37)	1:A:104:ARG:HB3	2:B:77:ALA:H	19	1.82
(1,37)	1:A:104:ARG:HB3	2:B:77:ALA:HA	19	1.82
(1,37)	1:A:104:ARG:HB3	2:B:77:ALA:HB1	19	1.82
(1,37)	1:A:104:ARG:HB3	2:B:77:ALA:HB2	19	1.82
(1,37)	1:A:104:ARG:HB3	2:B:77:ALA:HB3	19	1.82
(1,37)	1:A:104:ARG:HB3	2:B:77:ALA:N	19	1.82
(1,37)	1:A:104:ARG:HB3	2:B:77:ALA:O	19	1.82
(1,37)	1:A:104:ARG:HB3	2:B:78:GLY:C	19	1.82
(1,37)	1:A:104:ARG:HB3	2:B:78:GLY:CA	19	1.82
(1,37)	1:A:104:ARG:HB3	2:B:78:GLY:H	19	1.82
(1,37)	1:A:104:ARG:HB3	2:B:78:GLY:HA2	19	1.82
(1,37)	1:A:104:ARG:HB3	2:B:78:GLY:HA3	19	1.82
(1,37)	1:A:104:ARG:HB3	2:B:78:GLY:N	19	1.82
(1,37)	1:A:104:ARG:HB3	2:B:78:GLY:O	19	1.82
(1,37)	1:A:104:ARG:HB3	2:B:79:LYS:C	19	1.82
(1,37)	1:A:104:ARG:HB3	2:B:79:LYS:CA	19	1.82
(1,37)	1:A:104:ARG:HB3	2:B:79:LYS:CB	19	1.82
(1,37)	1:A:104:ARG:HB3	2:B:79:LYS:CD	19	1.82
(1,37)	1:A:104:ARG:HB3	2:B:79:LYS:CE	19	1.82
(1,37)	1:A:104:ARG:HB3	2:B:79:LYS:CG	19	1.82
(1,37)	1:A:104:ARG:HB3	2:B:79:LYS:H	19	1.82
(1,37)	1:A:104:ARG:HB3	2:B:79:LYS:HA	19	1.82
(1,37)	1:A:104:ARG:HB3	2:B:79:LYS:HB2	19	1.82
(1,37)	1:A:104:ARG:HB3	2:B:79:LYS:HB3	19	1.82
(1,37)	1:A:104:ARG:HB3	2:B:79:LYS:HD2	19	1.82
(1,37)	1:A:104:ARG:HB3	2:B:79:LYS:HD3	19	1.82
(1,37)	1:A:104:ARG:HB3	2:B:79:LYS:HE2	19	1.82
(1,37)	1:A:104:ARG:HB3	2:B:79:LYS:HE3	19	1.82
(1,37)	1:A:104:ARG:HB3	2:B:79:LYS:HG2	19	1.82
(1,37)	1:A:104:ARG:HB3	2:B:79:LYS:HG3	19	1.82
(1,37)	1:A:104:ARG:HB3	2:B:79:LYS:HZ1	19	1.82
(1,37)	1:A:104:ARG:HB3	2:B:79:LYS:HZ2	19	1.82
(1,37)	1:A:104:ARG:HB3	2:B:79:LYS:HZ3	19	1.82
(1,37)	1:A:104:ARG:HB3	2:B:79:LYS:N	19	1.82

*Continued on next page...*

*Continued from previous page...*

Key	Atom-1	Atom-2	Model ID	Violation (Å)
(1,37)	1:A:104:ARG:HB3	2:B:79:LYS:NZ	19	1.82
(1,37)	1:A:104:ARG:HB3	2:B:79:LYS:O	19	1.82
(1,37)	1:A:104:ARG:HB3	2:B:80:ILE:C	19	1.82
(1,37)	1:A:104:ARG:HB3	2:B:80:ILE:CA	19	1.82
(1,37)	1:A:104:ARG:HB3	2:B:80:ILE:CB	19	1.82
(1,37)	1:A:104:ARG:HB3	2:B:80:ILE:CD1	19	1.82
(1,37)	1:A:104:ARG:HB3	2:B:80:ILE:CG1	19	1.82
(1,37)	1:A:104:ARG:HB3	2:B:80:ILE:CG2	19	1.82
(1,37)	1:A:104:ARG:HB3	2:B:80:ILE:H	19	1.82
(1,37)	1:A:104:ARG:HB3	2:B:80:ILE:HA	19	1.82
(1,37)	1:A:104:ARG:HB3	2:B:80:ILE:HB	19	1.82
(1,37)	1:A:104:ARG:HB3	2:B:80:ILE:HD11	19	1.82
(1,37)	1:A:104:ARG:HB3	2:B:80:ILE:HD12	19	1.82
(1,37)	1:A:104:ARG:HB3	2:B:80:ILE:HD13	19	1.82
(1,37)	1:A:104:ARG:HB3	2:B:80:ILE:HG12	19	1.82
(1,37)	1:A:104:ARG:HB3	2:B:80:ILE:HG13	19	1.82
(1,37)	1:A:104:ARG:HB3	2:B:80:ILE:HG21	19	1.82
(1,37)	1:A:104:ARG:HB3	2:B:80:ILE:HG22	19	1.82
(1,37)	1:A:104:ARG:HB3	2:B:80:ILE:HG23	19	1.82
(1,37)	1:A:104:ARG:HB3	2:B:80:ILE:N	19	1.82
(1,37)	1:A:104:ARG:HB3	2:B:80:ILE:O	19	1.82
(1,37)	1:A:104:ARG:HB3	2:B:84:GLN:C	19	1.82
(1,37)	1:A:104:ARG:HB3	2:B:84:GLN:CA	19	1.82
(1,37)	1:A:104:ARG:HB3	2:B:84:GLN:CB	19	1.82
(1,37)	1:A:104:ARG:HB3	2:B:84:GLN:CD	19	1.82
(1,37)	1:A:104:ARG:HB3	2:B:84:GLN:CG	19	1.82
(1,37)	1:A:104:ARG:HB3	2:B:84:GLN:H	19	1.82
(1,37)	1:A:104:ARG:HB3	2:B:84:GLN:HA	19	1.82
(1,37)	1:A:104:ARG:HB3	2:B:84:GLN:HB2	19	1.82
(1,37)	1:A:104:ARG:HB3	2:B:84:GLN:HB3	19	1.82
(1,37)	1:A:104:ARG:HB3	2:B:84:GLN:HE21	19	1.82
(1,37)	1:A:104:ARG:HB3	2:B:84:GLN:HE22	19	1.82
(1,37)	1:A:104:ARG:HB3	2:B:84:GLN:HG2	19	1.82
(1,37)	1:A:104:ARG:HB3	2:B:84:GLN:HG3	19	1.82
(1,37)	1:A:104:ARG:HB3	2:B:84:GLN:N	19	1.82
(1,37)	1:A:104:ARG:HB3	2:B:84:GLN:NE2	19	1.82
(1,37)	1:A:104:ARG:HB3	2:B:84:GLN:O	19	1.82
(1,37)	1:A:104:ARG:HB3	2:B:84:GLN:OE1	19	1.82
(1,37)	1:A:104:ARG:HB3	2:B:97:THR:C	19	1.82
(1,37)	1:A:104:ARG:HB3	2:B:97:THR:CA	19	1.82
(1,37)	1:A:104:ARG:HB3	2:B:97:THR:CB	19	1.82
(1,37)	1:A:104:ARG:HB3	2:B:97:THR:CG2	19	1.82

*Continued on next page...*

*Continued from previous page...*

Key	Atom-1	Atom-2	Model ID	Violation (Å)
(1,37)	1:A:104:ARG:HB3	2:B:97:THR:H	19	1.82
(1,37)	1:A:104:ARG:HB3	2:B:97:THR:HA	19	1.82
(1,37)	1:A:104:ARG:HB3	2:B:97:THR:HB	19	1.82
(1,37)	1:A:104:ARG:HB3	2:B:97:THR:HG1	19	1.82
(1,37)	1:A:104:ARG:HB3	2:B:97:THR:HG21	19	1.82
(1,37)	1:A:104:ARG:HB3	2:B:97:THR:HG22	19	1.82
(1,37)	1:A:104:ARG:HB3	2:B:97:THR:HG23	19	1.82
(1,37)	1:A:104:ARG:HB3	2:B:97:THR:N	19	1.82
(1,37)	1:A:104:ARG:HB3	2:B:97:THR:O	19	1.82
(1,37)	1:A:104:ARG:HB3	2:B:97:THR:OG1	19	1.82
(1,37)	1:A:104:ARG:HB3	2:B:99:HIS:C	19	1.82
(1,37)	1:A:104:ARG:HB3	2:B:99:HIS:CA	19	1.82
(1,37)	1:A:104:ARG:HB3	2:B:99:HIS:CB	19	1.82
(1,37)	1:A:104:ARG:HB3	2:B:99:HIS:CD2	19	1.82
(1,37)	1:A:104:ARG:HB3	2:B:99:HIS:CE1	19	1.82
(1,37)	1:A:104:ARG:HB3	2:B:99:HIS:CG	19	1.82
(1,37)	1:A:104:ARG:HB3	2:B:99:HIS:H	19	1.82
(1,37)	1:A:104:ARG:HB3	2:B:99:HIS:HA	19	1.82
(1,37)	1:A:104:ARG:HB3	2:B:99:HIS:HB2	19	1.82
(1,37)	1:A:104:ARG:HB3	2:B:99:HIS:HB3	19	1.82
(1,37)	1:A:104:ARG:HB3	2:B:99:HIS:HD1	19	1.82
(1,37)	1:A:104:ARG:HB3	2:B:99:HIS:HD2	19	1.82
(1,37)	1:A:104:ARG:HB3	2:B:99:HIS:HE1	19	1.82
(1,37)	1:A:104:ARG:HB3	2:B:99:HIS:HE2	19	1.82
(1,37)	1:A:104:ARG:HB3	2:B:99:HIS:N	19	1.82
(1,37)	1:A:104:ARG:HB3	2:B:99:HIS:ND1	19	1.82
(1,37)	1:A:104:ARG:HB3	2:B:99:HIS:NE2	19	1.82
(1,37)	1:A:104:ARG:HB3	2:B:99:HIS:O	19	1.82
(1,37)	1:A:104:ARG:HB3	2:B:101:VAL:C	19	1.82
(1,37)	1:A:104:ARG:HB3	2:B:101:VAL:CA	19	1.82
(1,37)	1:A:104:ARG:HB3	2:B:101:VAL:CB	19	1.82
(1,37)	1:A:104:ARG:HB3	2:B:101:VAL:CG1	19	1.82
(1,37)	1:A:104:ARG:HB3	2:B:101:VAL:CG2	19	1.82
(1,37)	1:A:104:ARG:HB3	2:B:101:VAL:H	19	1.82
(1,37)	1:A:104:ARG:HB3	2:B:101:VAL:HA	19	1.82
(1,37)	1:A:104:ARG:HB3	2:B:101:VAL:HB	19	1.82
(1,37)	1:A:104:ARG:HB3	2:B:101:VAL:HG11	19	1.82
(1,37)	1:A:104:ARG:HB3	2:B:101:VAL:HG12	19	1.82
(1,37)	1:A:104:ARG:HB3	2:B:101:VAL:HG13	19	1.82
(1,37)	1:A:104:ARG:HB3	2:B:101:VAL:HG21	19	1.82
(1,37)	1:A:104:ARG:HB3	2:B:101:VAL:HG22	19	1.82
(1,37)	1:A:104:ARG:HB3	2:B:101:VAL:HG23	19	1.82

*Continued on next page...*



*Continued from previous page...*

Key	Atom-1	Atom-2	Model ID	Violation (Å)
(1,37)	1:A:104:ARG:HB3	2:B:101:VAL:N	19	1.82
(1,37)	1:A:104:ARG:HB3	2:B:101:VAL:O	19	1.82
(1,37)	1:A:104:ARG:HD2	2:B:75:ILE:C	19	1.82
(1,37)	1:A:104:ARG:HD2	2:B:75:ILE:CA	19	1.82
(1,37)	1:A:104:ARG:HD2	2:B:75:ILE:CB	19	1.82
(1,37)	1:A:104:ARG:HD2	2:B:75:ILE:CD1	19	1.82
(1,37)	1:A:104:ARG:HD2	2:B:75:ILE:CG1	19	1.82
(1,37)	1:A:104:ARG:HD2	2:B:75:ILE:CG2	19	1.82
(1,37)	1:A:104:ARG:HD2	2:B:75:ILE:H	19	1.82
(1,37)	1:A:104:ARG:HD2	2:B:75:ILE:HA	19	1.82
(1,37)	1:A:104:ARG:HD2	2:B:75:ILE:HB	19	1.82
(1,37)	1:A:104:ARG:HD2	2:B:75:ILE:HD11	19	1.82
(1,37)	1:A:104:ARG:HD2	2:B:75:ILE:HD12	19	1.82
(1,37)	1:A:104:ARG:HD2	2:B:75:ILE:HD13	19	1.82
(1,37)	1:A:104:ARG:HD2	2:B:75:ILE:HG12	19	1.82
(1,37)	1:A:104:ARG:HD2	2:B:75:ILE:HG13	19	1.82
(1,37)	1:A:104:ARG:HD2	2:B:75:ILE:HG21	19	1.82
(1,37)	1:A:104:ARG:HD2	2:B:75:ILE:HG22	19	1.82
(1,37)	1:A:104:ARG:HD2	2:B:75:ILE:HG23	19	1.82
(1,37)	1:A:104:ARG:HD2	2:B:75:ILE:N	19	1.82
(1,37)	1:A:104:ARG:HD2	2:B:75:ILE:O	19	1.82
(1,37)	1:A:104:ARG:HD2	2:B:77:ALA:C	19	1.82
(1,37)	1:A:104:ARG:HD2	2:B:77:ALA:CA	19	1.82
(1,37)	1:A:104:ARG:HD2	2:B:77:ALA:CB	19	1.82
(1,37)	1:A:104:ARG:HD2	2:B:77:ALA:H	19	1.82
(1,37)	1:A:104:ARG:HD2	2:B:77:ALA:HA	19	1.82
(1,37)	1:A:104:ARG:HD2	2:B:77:ALA:HB1	19	1.82
(1,37)	1:A:104:ARG:HD2	2:B:77:ALA:HB2	19	1.82
(1,37)	1:A:104:ARG:HD2	2:B:77:ALA:HB3	19	1.82
(1,37)	1:A:104:ARG:HD2	2:B:77:ALA:N	19	1.82
(1,37)	1:A:104:ARG:HD2	2:B:77:ALA:O	19	1.82
(1,37)	1:A:104:ARG:HD2	2:B:78:GLY:C	19	1.82
(1,37)	1:A:104:ARG:HD2	2:B:78:GLY:CA	19	1.82
(1,37)	1:A:104:ARG:HD2	2:B:78:GLY:H	19	1.82
(1,37)	1:A:104:ARG:HD2	2:B:78:GLY:HA2	19	1.82
(1,37)	1:A:104:ARG:HD2	2:B:78:GLY:HA3	19	1.82
(1,37)	1:A:104:ARG:HD2	2:B:78:GLY:N	19	1.82
(1,37)	1:A:104:ARG:HD2	2:B:78:GLY:O	19	1.82
(1,37)	1:A:104:ARG:HD2	2:B:79:LYS:C	19	1.82
(1,37)	1:A:104:ARG:HD2	2:B:79:LYS:CA	19	1.82
(1,37)	1:A:104:ARG:HD2	2:B:79:LYS:CB	19	1.82
(1,37)	1:A:104:ARG:HD2	2:B:79:LYS:CD	19	1.82

*Continued on next page...*

*Continued from previous page...*

Key	Atom-1	Atom-2	Model ID	Violation (Å)
(1,37)	1:A:104:ARG:HD2	2:B:79:LYS:CE	19	1.82
(1,37)	1:A:104:ARG:HD2	2:B:79:LYS:CG	19	1.82
(1,37)	1:A:104:ARG:HD2	2:B:79:LYS:H	19	1.82
(1,37)	1:A:104:ARG:HD2	2:B:79:LYS:HA	19	1.82
(1,37)	1:A:104:ARG:HD2	2:B:79:LYS:HB2	19	1.82
(1,37)	1:A:104:ARG:HD2	2:B:79:LYS:HB3	19	1.82
(1,37)	1:A:104:ARG:HD2	2:B:79:LYS:HD2	19	1.82
(1,37)	1:A:104:ARG:HD2	2:B:79:LYS:HD3	19	1.82
(1,37)	1:A:104:ARG:HD2	2:B:79:LYS:HE2	19	1.82
(1,37)	1:A:104:ARG:HD2	2:B:79:LYS:HE3	19	1.82
(1,37)	1:A:104:ARG:HD2	2:B:79:LYS:HG2	19	1.82
(1,37)	1:A:104:ARG:HD2	2:B:79:LYS:HG3	19	1.82
(1,37)	1:A:104:ARG:HD2	2:B:79:LYS:HZ1	19	1.82
(1,37)	1:A:104:ARG:HD2	2:B:79:LYS:HZ2	19	1.82
(1,37)	1:A:104:ARG:HD2	2:B:79:LYS:HZ3	19	1.82
(1,37)	1:A:104:ARG:HD2	2:B:79:LYS:N	19	1.82
(1,37)	1:A:104:ARG:HD2	2:B:79:LYS:NZ	19	1.82
(1,37)	1:A:104:ARG:HD2	2:B:79:LYS:O	19	1.82
(1,37)	1:A:104:ARG:HD2	2:B:80:ILE:C	19	1.82
(1,37)	1:A:104:ARG:HD2	2:B:80:ILE:CA	19	1.82
(1,37)	1:A:104:ARG:HD2	2:B:80:ILE:CB	19	1.82
(1,37)	1:A:104:ARG:HD2	2:B:80:ILE:CD1	19	1.82
(1,37)	1:A:104:ARG:HD2	2:B:80:ILE:CG1	19	1.82
(1,37)	1:A:104:ARG:HD2	2:B:80:ILE:CG2	19	1.82
(1,37)	1:A:104:ARG:HD2	2:B:80:ILE:H	19	1.82
(1,37)	1:A:104:ARG:HD2	2:B:80:ILE:HA	19	1.82
(1,37)	1:A:104:ARG:HD2	2:B:80:ILE:HB	19	1.82
(1,37)	1:A:104:ARG:HD2	2:B:80:ILE:HD11	19	1.82
(1,37)	1:A:104:ARG:HD2	2:B:80:ILE:HD12	19	1.82
(1,37)	1:A:104:ARG:HD2	2:B:80:ILE:HD13	19	1.82
(1,37)	1:A:104:ARG:HD2	2:B:80:ILE:HG12	19	1.82
(1,37)	1:A:104:ARG:HD2	2:B:80:ILE:HG13	19	1.82
(1,37)	1:A:104:ARG:HD2	2:B:80:ILE:HG21	19	1.82
(1,37)	1:A:104:ARG:HD2	2:B:80:ILE:HG22	19	1.82
(1,37)	1:A:104:ARG:HD2	2:B:80:ILE:HG23	19	1.82
(1,37)	1:A:104:ARG:HD2	2:B:80:ILE:N	19	1.82
(1,37)	1:A:104:ARG:HD2	2:B:80:ILE:O	19	1.82
(1,37)	1:A:104:ARG:HD2	2:B:84:GLN:C	19	1.82
(1,37)	1:A:104:ARG:HD2	2:B:84:GLN:CA	19	1.82
(1,37)	1:A:104:ARG:HD2	2:B:84:GLN:CB	19	1.82
(1,37)	1:A:104:ARG:HD2	2:B:84:GLN:CD	19	1.82
(1,37)	1:A:104:ARG:HD2	2:B:84:GLN:CG	19	1.82

*Continued on next page...*

*Continued from previous page...*

Key	Atom-1	Atom-2	Model ID	Violation (Å)
(1,37)	1:A:104:ARG:HD2	2:B:84:GLN:H	19	1.82
(1,37)	1:A:104:ARG:HD2	2:B:84:GLN:HA	19	1.82
(1,37)	1:A:104:ARG:HD2	2:B:84:GLN:HB2	19	1.82
(1,37)	1:A:104:ARG:HD2	2:B:84:GLN:HB3	19	1.82
(1,37)	1:A:104:ARG:HD2	2:B:84:GLN:HE21	19	1.82
(1,37)	1:A:104:ARG:HD2	2:B:84:GLN:HE22	19	1.82
(1,37)	1:A:104:ARG:HD2	2:B:84:GLN:HG2	19	1.82
(1,37)	1:A:104:ARG:HD2	2:B:84:GLN:HG3	19	1.82
(1,37)	1:A:104:ARG:HD2	2:B:84:GLN:N	19	1.82
(1,37)	1:A:104:ARG:HD2	2:B:84:GLN:NE2	19	1.82
(1,37)	1:A:104:ARG:HD2	2:B:84:GLN:O	19	1.82
(1,37)	1:A:104:ARG:HD2	2:B:84:GLN:OE1	19	1.82
(1,37)	1:A:104:ARG:HD2	2:B:97:THR:C	19	1.82
(1,37)	1:A:104:ARG:HD2	2:B:97:THR:CA	19	1.82
(1,37)	1:A:104:ARG:HD2	2:B:97:THR:CB	19	1.82
(1,37)	1:A:104:ARG:HD2	2:B:97:THR:CG2	19	1.82
(1,37)	1:A:104:ARG:HD2	2:B:97:THR:H	19	1.82
(1,37)	1:A:104:ARG:HD2	2:B:97:THR:HA	19	1.82
(1,37)	1:A:104:ARG:HD2	2:B:97:THR:HB	19	1.82
(1,37)	1:A:104:ARG:HD2	2:B:97:THR:HG1	19	1.82
(1,37)	1:A:104:ARG:HD2	2:B:97:THR:HG21	19	1.82
(1,37)	1:A:104:ARG:HD2	2:B:97:THR:HG22	19	1.82
(1,37)	1:A:104:ARG:HD2	2:B:97:THR:HG23	19	1.82
(1,37)	1:A:104:ARG:HD2	2:B:97:THR:N	19	1.82
(1,37)	1:A:104:ARG:HD2	2:B:97:THR:O	19	1.82
(1,37)	1:A:104:ARG:HD2	2:B:97:THR:OG1	19	1.82
(1,37)	1:A:104:ARG:HD2	2:B:99:HIS:C	19	1.82
(1,37)	1:A:104:ARG:HD2	2:B:99:HIS:CA	19	1.82
(1,37)	1:A:104:ARG:HD2	2:B:99:HIS:CB	19	1.82
(1,37)	1:A:104:ARG:HD2	2:B:99:HIS:CD2	19	1.82
(1,37)	1:A:104:ARG:HD2	2:B:99:HIS:CE1	19	1.82
(1,37)	1:A:104:ARG:HD2	2:B:99:HIS:CG	19	1.82
(1,37)	1:A:104:ARG:HD2	2:B:99:HIS:H	19	1.82
(1,37)	1:A:104:ARG:HD2	2:B:99:HIS:HA	19	1.82
(1,37)	1:A:104:ARG:HD2	2:B:99:HIS:HB2	19	1.82
(1,37)	1:A:104:ARG:HD2	2:B:99:HIS:HB3	19	1.82
(1,37)	1:A:104:ARG:HD2	2:B:99:HIS:HD1	19	1.82
(1,37)	1:A:104:ARG:HD2	2:B:99:HIS:HD2	19	1.82
(1,37)	1:A:104:ARG:HD2	2:B:99:HIS:HE1	19	1.82
(1,37)	1:A:104:ARG:HD2	2:B:99:HIS:HE2	19	1.82
(1,37)	1:A:104:ARG:HD2	2:B:99:HIS:N	19	1.82
(1,37)	1:A:104:ARG:HD2	2:B:99:HIS:ND1	19	1.82

*Continued on next page...*

*Continued from previous page...*

Key	Atom-1	Atom-2	Model ID	Violation (Å)
(1,37)	1:A:104:ARG:HD2	2:B:99:HIS:NE2	19	1.82
(1,37)	1:A:104:ARG:HD2	2:B:99:HIS:O	19	1.82
(1,37)	1:A:104:ARG:HD2	2:B:101:VAL:C	19	1.82
(1,37)	1:A:104:ARG:HD2	2:B:101:VAL:CA	19	1.82
(1,37)	1:A:104:ARG:HD2	2:B:101:VAL:CB	19	1.82
(1,37)	1:A:104:ARG:HD2	2:B:101:VAL:CG1	19	1.82
(1,37)	1:A:104:ARG:HD2	2:B:101:VAL:CG2	19	1.82
(1,37)	1:A:104:ARG:HD2	2:B:101:VAL:H	19	1.82
(1,37)	1:A:104:ARG:HD2	2:B:101:VAL:HA	19	1.82
(1,37)	1:A:104:ARG:HD2	2:B:101:VAL:HB	19	1.82
(1,37)	1:A:104:ARG:HD2	2:B:101:VAL:HG11	19	1.82
(1,37)	1:A:104:ARG:HD2	2:B:101:VAL:HG12	19	1.82
(1,37)	1:A:104:ARG:HD2	2:B:101:VAL:HG13	19	1.82
(1,37)	1:A:104:ARG:HD2	2:B:101:VAL:HG21	19	1.82
(1,37)	1:A:104:ARG:HD2	2:B:101:VAL:HG22	19	1.82
(1,37)	1:A:104:ARG:HD2	2:B:101:VAL:HG23	19	1.82
(1,37)	1:A:104:ARG:HD2	2:B:101:VAL:N	19	1.82
(1,37)	1:A:104:ARG:HD2	2:B:101:VAL:O	19	1.82
(1,37)	1:A:104:ARG:HD3	2:B:75:ILE:C	19	1.82
(1,37)	1:A:104:ARG:HD3	2:B:75:ILE:CA	19	1.82
(1,37)	1:A:104:ARG:HD3	2:B:75:ILE:CB	19	1.82
(1,37)	1:A:104:ARG:HD3	2:B:75:ILE:CD1	19	1.82
(1,37)	1:A:104:ARG:HD3	2:B:75:ILE:CG1	19	1.82
(1,37)	1:A:104:ARG:HD3	2:B:75:ILE:CG2	19	1.82
(1,37)	1:A:104:ARG:HD3	2:B:75:ILE:H	19	1.82
(1,37)	1:A:104:ARG:HD3	2:B:75:ILE:HA	19	1.82
(1,37)	1:A:104:ARG:HD3	2:B:75:ILE:HB	19	1.82
(1,37)	1:A:104:ARG:HD3	2:B:75:ILE:HD11	19	1.82
(1,37)	1:A:104:ARG:HD3	2:B:75:ILE:HD12	19	1.82
(1,37)	1:A:104:ARG:HD3	2:B:75:ILE:HD13	19	1.82
(1,37)	1:A:104:ARG:HD3	2:B:75:ILE:HG12	19	1.82
(1,37)	1:A:104:ARG:HD3	2:B:75:ILE:HG13	19	1.82
(1,37)	1:A:104:ARG:HD3	2:B:75:ILE:HG21	19	1.82
(1,37)	1:A:104:ARG:HD3	2:B:75:ILE:HG22	19	1.82
(1,37)	1:A:104:ARG:HD3	2:B:75:ILE:HG23	19	1.82
(1,37)	1:A:104:ARG:HD3	2:B:75:ILE:N	19	1.82
(1,37)	1:A:104:ARG:HD3	2:B:75:ILE:O	19	1.82
(1,37)	1:A:104:ARG:HD3	2:B:77:ALA:C	19	1.82
(1,37)	1:A:104:ARG:HD3	2:B:77:ALA:CA	19	1.82
(1,37)	1:A:104:ARG:HD3	2:B:77:ALA:CB	19	1.82
(1,37)	1:A:104:ARG:HD3	2:B:77:ALA:H	19	1.82
(1,37)	1:A:104:ARG:HD3	2:B:77:ALA:HA	19	1.82

*Continued on next page...*

*Continued from previous page...*

Key	Atom-1	Atom-2	Model ID	Violation (Å)
(1,37)	1:A:104:ARG:HD3	2:B:77:ALA:HB1	19	1.82
(1,37)	1:A:104:ARG:HD3	2:B:77:ALA:HB2	19	1.82
(1,37)	1:A:104:ARG:HD3	2:B:77:ALA:HB3	19	1.82
(1,37)	1:A:104:ARG:HD3	2:B:77:ALA:N	19	1.82
(1,37)	1:A:104:ARG:HD3	2:B:77:ALA:O	19	1.82
(1,37)	1:A:104:ARG:HD3	2:B:78:GLY:C	19	1.82
(1,37)	1:A:104:ARG:HD3	2:B:78:GLY:CA	19	1.82
(1,37)	1:A:104:ARG:HD3	2:B:78:GLY:H	19	1.82
(1,37)	1:A:104:ARG:HD3	2:B:78:GLY:HA2	19	1.82
(1,37)	1:A:104:ARG:HD3	2:B:78:GLY:HA3	19	1.82
(1,37)	1:A:104:ARG:HD3	2:B:78:GLY:N	19	1.82
(1,37)	1:A:104:ARG:HD3	2:B:78:GLY:O	19	1.82
(1,37)	1:A:104:ARG:HD3	2:B:79:LYS:C	19	1.82
(1,37)	1:A:104:ARG:HD3	2:B:79:LYS:CA	19	1.82
(1,37)	1:A:104:ARG:HD3	2:B:79:LYS:CB	19	1.82
(1,37)	1:A:104:ARG:HD3	2:B:79:LYS:CD	19	1.82
(1,37)	1:A:104:ARG:HD3	2:B:79:LYS:CE	19	1.82
(1,37)	1:A:104:ARG:HD3	2:B:79:LYS:CG	19	1.82
(1,37)	1:A:104:ARG:HD3	2:B:79:LYS:H	19	1.82
(1,37)	1:A:104:ARG:HD3	2:B:79:LYS:HA	19	1.82
(1,37)	1:A:104:ARG:HD3	2:B:79:LYS:HB2	19	1.82
(1,37)	1:A:104:ARG:HD3	2:B:79:LYS:HB3	19	1.82
(1,37)	1:A:104:ARG:HD3	2:B:79:LYS:HD2	19	1.82
(1,37)	1:A:104:ARG:HD3	2:B:79:LYS:HD3	19	1.82
(1,37)	1:A:104:ARG:HD3	2:B:79:LYS:HE2	19	1.82
(1,37)	1:A:104:ARG:HD3	2:B:79:LYS:HE3	19	1.82
(1,37)	1:A:104:ARG:HD3	2:B:79:LYS:HG2	19	1.82
(1,37)	1:A:104:ARG:HD3	2:B:79:LYS:HG3	19	1.82
(1,37)	1:A:104:ARG:HD3	2:B:79:LYS:HZ1	19	1.82
(1,37)	1:A:104:ARG:HD3	2:B:79:LYS:HZ2	19	1.82
(1,37)	1:A:104:ARG:HD3	2:B:79:LYS:HZ3	19	1.82
(1,37)	1:A:104:ARG:HD3	2:B:79:LYS:N	19	1.82
(1,37)	1:A:104:ARG:HD3	2:B:79:LYS:NZ	19	1.82
(1,37)	1:A:104:ARG:HD3	2:B:79:LYS:O	19	1.82
(1,37)	1:A:104:ARG:HD3	2:B:80:ILE:C	19	1.82
(1,37)	1:A:104:ARG:HD3	2:B:80:ILE:CA	19	1.82
(1,37)	1:A:104:ARG:HD3	2:B:80:ILE:CB	19	1.82
(1,37)	1:A:104:ARG:HD3	2:B:80:ILE:CD1	19	1.82
(1,37)	1:A:104:ARG:HD3	2:B:80:ILE:CG1	19	1.82
(1,37)	1:A:104:ARG:HD3	2:B:80:ILE:CG2	19	1.82
(1,37)	1:A:104:ARG:HD3	2:B:80:ILE:H	19	1.82
(1,37)	1:A:104:ARG:HD3	2:B:80:ILE:HA	19	1.82

*Continued on next page...*

*Continued from previous page...*

Key	Atom-1	Atom-2	Model ID	Violation (Å)
(1,37)	1:A:104:ARG:HD3	2:B:80:ILE:HB	19	1.82
(1,37)	1:A:104:ARG:HD3	2:B:80:ILE:HD11	19	1.82
(1,37)	1:A:104:ARG:HD3	2:B:80:ILE:HD12	19	1.82
(1,37)	1:A:104:ARG:HD3	2:B:80:ILE:HD13	19	1.82
(1,37)	1:A:104:ARG:HD3	2:B:80:ILE:HG12	19	1.82
(1,37)	1:A:104:ARG:HD3	2:B:80:ILE:HG13	19	1.82
(1,37)	1:A:104:ARG:HD3	2:B:80:ILE:HG21	19	1.82
(1,37)	1:A:104:ARG:HD3	2:B:80:ILE:HG22	19	1.82
(1,37)	1:A:104:ARG:HD3	2:B:80:ILE:HG23	19	1.82
(1,37)	1:A:104:ARG:HD3	2:B:80:ILE:N	19	1.82
(1,37)	1:A:104:ARG:HD3	2:B:80:ILE:O	19	1.82
(1,37)	1:A:104:ARG:HD3	2:B:84:GLN:C	19	1.82
(1,37)	1:A:104:ARG:HD3	2:B:84:GLN:CA	19	1.82
(1,37)	1:A:104:ARG:HD3	2:B:84:GLN:CB	19	1.82
(1,37)	1:A:104:ARG:HD3	2:B:84:GLN:CD	19	1.82
(1,37)	1:A:104:ARG:HD3	2:B:84:GLN:CG	19	1.82
(1,37)	1:A:104:ARG:HD3	2:B:84:GLN:H	19	1.82
(1,37)	1:A:104:ARG:HD3	2:B:84:GLN:HA	19	1.82
(1,37)	1:A:104:ARG:HD3	2:B:84:GLN:HB2	19	1.82
(1,37)	1:A:104:ARG:HD3	2:B:84:GLN:HB3	19	1.82
(1,37)	1:A:104:ARG:HD3	2:B:84:GLN:HE21	19	1.82
(1,37)	1:A:104:ARG:HD3	2:B:84:GLN:HE22	19	1.82
(1,37)	1:A:104:ARG:HD3	2:B:84:GLN:HG2	19	1.82
(1,37)	1:A:104:ARG:HD3	2:B:84:GLN:HG3	19	1.82
(1,37)	1:A:104:ARG:HD3	2:B:84:GLN:N	19	1.82
(1,37)	1:A:104:ARG:HD3	2:B:84:GLN:NE2	19	1.82
(1,37)	1:A:104:ARG:HD3	2:B:84:GLN:O	19	1.82
(1,37)	1:A:104:ARG:HD3	2:B:84:GLN:OE1	19	1.82
(1,37)	1:A:104:ARG:HD3	2:B:97:THR:C	19	1.82
(1,37)	1:A:104:ARG:HD3	2:B:97:THR:CA	19	1.82
(1,37)	1:A:104:ARG:HD3	2:B:97:THR:CB	19	1.82
(1,37)	1:A:104:ARG:HD3	2:B:97:THR:CG2	19	1.82
(1,37)	1:A:104:ARG:HD3	2:B:97:THR:H	19	1.82
(1,37)	1:A:104:ARG:HD3	2:B:97:THR:HA	19	1.82
(1,37)	1:A:104:ARG:HD3	2:B:97:THR:HB	19	1.82
(1,37)	1:A:104:ARG:HD3	2:B:97:THR:HG1	19	1.82
(1,37)	1:A:104:ARG:HD3	2:B:97:THR:HG21	19	1.82
(1,37)	1:A:104:ARG:HD3	2:B:97:THR:HG22	19	1.82
(1,37)	1:A:104:ARG:HD3	2:B:97:THR:HG23	19	1.82
(1,37)	1:A:104:ARG:HD3	2:B:97:THR:N	19	1.82
(1,37)	1:A:104:ARG:HD3	2:B:97:THR:O	19	1.82
(1,37)	1:A:104:ARG:HD3	2:B:97:THR:OG1	19	1.82

*Continued on next page...*

*Continued from previous page...*

Key	Atom-1	Atom-2	Model ID	Violation (Å)
(1,37)	1:A:104:ARG:HD3	2:B:99:HIS:C	19	1.82
(1,37)	1:A:104:ARG:HD3	2:B:99:HIS:CA	19	1.82
(1,37)	1:A:104:ARG:HD3	2:B:99:HIS:CB	19	1.82
(1,37)	1:A:104:ARG:HD3	2:B:99:HIS:CD2	19	1.82
(1,37)	1:A:104:ARG:HD3	2:B:99:HIS:CE1	19	1.82
(1,37)	1:A:104:ARG:HD3	2:B:99:HIS:CG	19	1.82
(1,37)	1:A:104:ARG:HD3	2:B:99:HIS:H	19	1.82
(1,37)	1:A:104:ARG:HD3	2:B:99:HIS:HA	19	1.82
(1,37)	1:A:104:ARG:HD3	2:B:99:HIS:HB2	19	1.82
(1,37)	1:A:104:ARG:HD3	2:B:99:HIS:HB3	19	1.82
(1,37)	1:A:104:ARG:HD3	2:B:99:HIS:HD1	19	1.82
(1,37)	1:A:104:ARG:HD3	2:B:99:HIS:HD2	19	1.82
(1,37)	1:A:104:ARG:HD3	2:B:99:HIS:HE1	19	1.82
(1,37)	1:A:104:ARG:HD3	2:B:99:HIS:HE2	19	1.82
(1,37)	1:A:104:ARG:HD3	2:B:99:HIS:N	19	1.82
(1,37)	1:A:104:ARG:HD3	2:B:99:HIS:ND1	19	1.82
(1,37)	1:A:104:ARG:HD3	2:B:99:HIS:NE2	19	1.82
(1,37)	1:A:104:ARG:HD3	2:B:99:HIS:O	19	1.82
(1,37)	1:A:104:ARG:HD3	2:B:101:VAL:C	19	1.82
(1,37)	1:A:104:ARG:HD3	2:B:101:VAL:CA	19	1.82
(1,37)	1:A:104:ARG:HD3	2:B:101:VAL:CB	19	1.82
(1,37)	1:A:104:ARG:HD3	2:B:101:VAL:CG1	19	1.82
(1,37)	1:A:104:ARG:HD3	2:B:101:VAL:CG2	19	1.82
(1,37)	1:A:104:ARG:HD3	2:B:101:VAL:H	19	1.82
(1,37)	1:A:104:ARG:HD3	2:B:101:VAL:HA	19	1.82
(1,37)	1:A:104:ARG:HD3	2:B:101:VAL:HB	19	1.82
(1,37)	1:A:104:ARG:HD3	2:B:101:VAL:HG11	19	1.82
(1,37)	1:A:104:ARG:HD3	2:B:101:VAL:HG12	19	1.82
(1,37)	1:A:104:ARG:HD3	2:B:101:VAL:HG13	19	1.82
(1,37)	1:A:104:ARG:HD3	2:B:101:VAL:HG21	19	1.82
(1,37)	1:A:104:ARG:HD3	2:B:101:VAL:HG22	19	1.82
(1,37)	1:A:104:ARG:HD3	2:B:101:VAL:HG23	19	1.82
(1,37)	1:A:104:ARG:HD3	2:B:101:VAL:N	19	1.82
(1,37)	1:A:104:ARG:HD3	2:B:101:VAL:O	19	1.82
(1,37)	1:A:104:ARG:HE	2:B:75:ILE:C	19	1.82
(1,37)	1:A:104:ARG:HE	2:B:75:ILE:CA	19	1.82
(1,37)	1:A:104:ARG:HE	2:B:75:ILE:CB	19	1.82
(1,37)	1:A:104:ARG:HE	2:B:75:ILE:CD1	19	1.82
(1,37)	1:A:104:ARG:HE	2:B:75:ILE:CG1	19	1.82
(1,37)	1:A:104:ARG:HE	2:B:75:ILE:CG2	19	1.82
(1,37)	1:A:104:ARG:HE	2:B:75:ILE:H	19	1.82
(1,37)	1:A:104:ARG:HE	2:B:75:ILE:HA	19	1.82

*Continued on next page...*

*Continued from previous page...*

Key	Atom-1	Atom-2	Model ID	Violation (Å)
(1,37)	1:A:104:ARG:HE	2:B:75:ILE:HB	19	1.82
(1,37)	1:A:104:ARG:HE	2:B:75:ILE:HD11	19	1.82
(1,37)	1:A:104:ARG:HE	2:B:75:ILE:HD12	19	1.82
(1,37)	1:A:104:ARG:HE	2:B:75:ILE:HD13	19	1.82
(1,37)	1:A:104:ARG:HE	2:B:75:ILE:HG12	19	1.82
(1,37)	1:A:104:ARG:HE	2:B:75:ILE:HG13	19	1.82
(1,37)	1:A:104:ARG:HE	2:B:75:ILE:HG21	19	1.82
(1,37)	1:A:104:ARG:HE	2:B:75:ILE:HG22	19	1.82
(1,37)	1:A:104:ARG:HE	2:B:75:ILE:HG23	19	1.82
(1,37)	1:A:104:ARG:HE	2:B:75:ILE:N	19	1.82
(1,37)	1:A:104:ARG:HE	2:B:75:ILE:O	19	1.82
(1,37)	1:A:104:ARG:HE	2:B:77:ALA:C	19	1.82
(1,37)	1:A:104:ARG:HE	2:B:77:ALA:CA	19	1.82
(1,37)	1:A:104:ARG:HE	2:B:77:ALA:CB	19	1.82
(1,37)	1:A:104:ARG:HE	2:B:77:ALA:H	19	1.82
(1,37)	1:A:104:ARG:HE	2:B:77:ALA:HA	19	1.82
(1,37)	1:A:104:ARG:HE	2:B:77:ALA:HB1	19	1.82
(1,37)	1:A:104:ARG:HE	2:B:77:ALA:HB2	19	1.82
(1,37)	1:A:104:ARG:HE	2:B:77:ALA:HB3	19	1.82
(1,37)	1:A:104:ARG:HE	2:B:77:ALA:N	19	1.82
(1,37)	1:A:104:ARG:HE	2:B:77:ALA:O	19	1.82
(1,37)	1:A:104:ARG:HE	2:B:78:GLY:C	19	1.82
(1,37)	1:A:104:ARG:HE	2:B:78:GLY:CA	19	1.82
(1,37)	1:A:104:ARG:HE	2:B:78:GLY:H	19	1.82
(1,37)	1:A:104:ARG:HE	2:B:78:GLY:HA2	19	1.82
(1,37)	1:A:104:ARG:HE	2:B:78:GLY:HA3	19	1.82
(1,37)	1:A:104:ARG:HE	2:B:78:GLY:N	19	1.82
(1,37)	1:A:104:ARG:HE	2:B:78:GLY:O	19	1.82
(1,37)	1:A:104:ARG:HE	2:B:79:LYS:C	19	1.82
(1,37)	1:A:104:ARG:HE	2:B:79:LYS:CA	19	1.82
(1,37)	1:A:104:ARG:HE	2:B:79:LYS:CB	19	1.82
(1,37)	1:A:104:ARG:HE	2:B:79:LYS:CD	19	1.82
(1,37)	1:A:104:ARG:HE	2:B:79:LYS:CE	19	1.82
(1,37)	1:A:104:ARG:HE	2:B:79:LYS:CG	19	1.82
(1,37)	1:A:104:ARG:HE	2:B:79:LYS:H	19	1.82
(1,37)	1:A:104:ARG:HE	2:B:79:LYS:HA	19	1.82
(1,37)	1:A:104:ARG:HE	2:B:79:LYS:HB2	19	1.82
(1,37)	1:A:104:ARG:HE	2:B:79:LYS:HB3	19	1.82
(1,37)	1:A:104:ARG:HE	2:B:79:LYS:HD2	19	1.82
(1,37)	1:A:104:ARG:HE	2:B:79:LYS:HD3	19	1.82
(1,37)	1:A:104:ARG:HE	2:B:79:LYS:HE2	19	1.82
(1,37)	1:A:104:ARG:HE	2:B:79:LYS:HE3	19	1.82

*Continued on next page...*



*Continued from previous page...*

Key	Atom-1	Atom-2	Model ID	Violation (Å)
(1,37)	1:A:104:ARG:HE	2:B:79:LYS:HG2	19	1.82
(1,37)	1:A:104:ARG:HE	2:B:79:LYS:HG3	19	1.82
(1,37)	1:A:104:ARG:HE	2:B:79:LYS:HZ1	19	1.82
(1,37)	1:A:104:ARG:HE	2:B:79:LYS:HZ2	19	1.82
(1,37)	1:A:104:ARG:HE	2:B:79:LYS:HZ3	19	1.82
(1,37)	1:A:104:ARG:HE	2:B:79:LYS:N	19	1.82
(1,37)	1:A:104:ARG:HE	2:B:79:LYS:NZ	19	1.82
(1,37)	1:A:104:ARG:HE	2:B:79:LYS:O	19	1.82
(1,37)	1:A:104:ARG:HE	2:B:80:ILE:C	19	1.82
(1,37)	1:A:104:ARG:HE	2:B:80:ILE:CA	19	1.82
(1,37)	1:A:104:ARG:HE	2:B:80:ILE:CB	19	1.82
(1,37)	1:A:104:ARG:HE	2:B:80:ILE:CD1	19	1.82
(1,37)	1:A:104:ARG:HE	2:B:80:ILE:CG1	19	1.82
(1,37)	1:A:104:ARG:HE	2:B:80:ILE:CG2	19	1.82
(1,37)	1:A:104:ARG:HE	2:B:80:ILE:H	19	1.82
(1,37)	1:A:104:ARG:HE	2:B:80:ILE:HA	19	1.82
(1,37)	1:A:104:ARG:HE	2:B:80:ILE:HB	19	1.82
(1,37)	1:A:104:ARG:HE	2:B:80:ILE:HD11	19	1.82
(1,37)	1:A:104:ARG:HE	2:B:80:ILE:HD12	19	1.82
(1,37)	1:A:104:ARG:HE	2:B:80:ILE:HD13	19	1.82
(1,37)	1:A:104:ARG:HE	2:B:80:ILE:HG12	19	1.82
(1,37)	1:A:104:ARG:HE	2:B:80:ILE:HG13	19	1.82
(1,37)	1:A:104:ARG:HE	2:B:80:ILE:HG21	19	1.82
(1,37)	1:A:104:ARG:HE	2:B:80:ILE:HG22	19	1.82
(1,37)	1:A:104:ARG:HE	2:B:80:ILE:HG23	19	1.82
(1,37)	1:A:104:ARG:HE	2:B:80:ILE:N	19	1.82
(1,37)	1:A:104:ARG:HE	2:B:80:ILE:O	19	1.82
(1,37)	1:A:104:ARG:HE	2:B:84:GLN:C	19	1.82
(1,37)	1:A:104:ARG:HE	2:B:84:GLN:CA	19	1.82
(1,37)	1:A:104:ARG:HE	2:B:84:GLN:CB	19	1.82
(1,37)	1:A:104:ARG:HE	2:B:84:GLN:CD	19	1.82
(1,37)	1:A:104:ARG:HE	2:B:84:GLN:CG	19	1.82
(1,37)	1:A:104:ARG:HE	2:B:84:GLN:H	19	1.82
(1,37)	1:A:104:ARG:HE	2:B:84:GLN:HA	19	1.82
(1,37)	1:A:104:ARG:HE	2:B:84:GLN:HB2	19	1.82
(1,37)	1:A:104:ARG:HE	2:B:84:GLN:HB3	19	1.82
(1,37)	1:A:104:ARG:HE	2:B:84:GLN:HE21	19	1.82
(1,37)	1:A:104:ARG:HE	2:B:84:GLN:HE22	19	1.82
(1,37)	1:A:104:ARG:HE	2:B:84:GLN:HG2	19	1.82
(1,37)	1:A:104:ARG:HE	2:B:84:GLN:HG3	19	1.82
(1,37)	1:A:104:ARG:HE	2:B:84:GLN:N	19	1.82
(1,37)	1:A:104:ARG:HE	2:B:84:GLN:NE2	19	1.82

*Continued on next page...*

*Continued from previous page...*

Key	Atom-1	Atom-2	Model ID	Violation (Å)
(1,37)	1:A:104:ARG:HE	2:B:84:GLN:O	19	1.82
(1,37)	1:A:104:ARG:HE	2:B:84:GLN:OE1	19	1.82
(1,37)	1:A:104:ARG:HE	2:B:97:THR:C	19	1.82
(1,37)	1:A:104:ARG:HE	2:B:97:THR:CA	19	1.82
(1,37)	1:A:104:ARG:HE	2:B:97:THR:CB	19	1.82
(1,37)	1:A:104:ARG:HE	2:B:97:THR:CG2	19	1.82
(1,37)	1:A:104:ARG:HE	2:B:97:THR:H	19	1.82
(1,37)	1:A:104:ARG:HE	2:B:97:THR:HA	19	1.82
(1,37)	1:A:104:ARG:HE	2:B:97:THR:HB	19	1.82
(1,37)	1:A:104:ARG:HE	2:B:97:THR:HG1	19	1.82
(1,37)	1:A:104:ARG:HE	2:B:97:THR:HG21	19	1.82
(1,37)	1:A:104:ARG:HE	2:B:97:THR:HG22	19	1.82
(1,37)	1:A:104:ARG:HE	2:B:97:THR:HG23	19	1.82
(1,37)	1:A:104:ARG:HE	2:B:97:THR:N	19	1.82
(1,37)	1:A:104:ARG:HE	2:B:97:THR:O	19	1.82
(1,37)	1:A:104:ARG:HE	2:B:97:THR:OG1	19	1.82
(1,37)	1:A:104:ARG:HE	2:B:99:HIS:C	19	1.82
(1,37)	1:A:104:ARG:HE	2:B:99:HIS:CA	19	1.82
(1,37)	1:A:104:ARG:HE	2:B:99:HIS:CB	19	1.82
(1,37)	1:A:104:ARG:HE	2:B:99:HIS:CD2	19	1.82
(1,37)	1:A:104:ARG:HE	2:B:99:HIS:CE1	19	1.82
(1,37)	1:A:104:ARG:HE	2:B:99:HIS:CG	19	1.82
(1,37)	1:A:104:ARG:HE	2:B:99:HIS:H	19	1.82
(1,37)	1:A:104:ARG:HE	2:B:99:HIS:HA	19	1.82
(1,37)	1:A:104:ARG:HE	2:B:99:HIS:HB2	19	1.82
(1,37)	1:A:104:ARG:HE	2:B:99:HIS:HB3	19	1.82
(1,37)	1:A:104:ARG:HE	2:B:99:HIS:HD1	19	1.82
(1,37)	1:A:104:ARG:HE	2:B:99:HIS:HD2	19	1.82
(1,37)	1:A:104:ARG:HE	2:B:99:HIS:HE1	19	1.82
(1,37)	1:A:104:ARG:HE	2:B:99:HIS:HE2	19	1.82
(1,37)	1:A:104:ARG:HE	2:B:99:HIS:N	19	1.82
(1,37)	1:A:104:ARG:HE	2:B:99:HIS:ND1	19	1.82
(1,37)	1:A:104:ARG:HE	2:B:99:HIS:NE2	19	1.82
(1,37)	1:A:104:ARG:HE	2:B:99:HIS:O	19	1.82
(1,37)	1:A:104:ARG:HE	2:B:101:VAL:C	19	1.82
(1,37)	1:A:104:ARG:HE	2:B:101:VAL:CA	19	1.82
(1,37)	1:A:104:ARG:HE	2:B:101:VAL:CB	19	1.82
(1,37)	1:A:104:ARG:HE	2:B:101:VAL:CG1	19	1.82
(1,37)	1:A:104:ARG:HE	2:B:101:VAL:CG2	19	1.82
(1,37)	1:A:104:ARG:HE	2:B:101:VAL:H	19	1.82
(1,37)	1:A:104:ARG:HE	2:B:101:VAL:HA	19	1.82
(1,37)	1:A:104:ARG:HE	2:B:101:VAL:HB	19	1.82

*Continued on next page...*

*Continued from previous page...*

Key	Atom-1	Atom-2	Model ID	Violation (Å)
(1,37)	1:A:104:ARG:HE	2:B:101:VAL:HG11	19	1.82
(1,37)	1:A:104:ARG:HE	2:B:101:VAL:HG12	19	1.82
(1,37)	1:A:104:ARG:HE	2:B:101:VAL:HG13	19	1.82
(1,37)	1:A:104:ARG:HE	2:B:101:VAL:HG21	19	1.82
(1,37)	1:A:104:ARG:HE	2:B:101:VAL:HG22	19	1.82
(1,37)	1:A:104:ARG:HE	2:B:101:VAL:HG23	19	1.82
(1,37)	1:A:104:ARG:HE	2:B:101:VAL:N	19	1.82
(1,37)	1:A:104:ARG:HE	2:B:101:VAL:O	19	1.82
(1,37)	1:A:104:ARG:HG2	2:B:75:ILE:C	19	1.82
(1,37)	1:A:104:ARG:HG2	2:B:75:ILE:CA	19	1.82
(1,37)	1:A:104:ARG:HG2	2:B:75:ILE:CB	19	1.82
(1,37)	1:A:104:ARG:HG2	2:B:75:ILE:CD1	19	1.82
(1,37)	1:A:104:ARG:HG2	2:B:75:ILE:CG1	19	1.82
(1,37)	1:A:104:ARG:HG2	2:B:75:ILE:CG2	19	1.82
(1,37)	1:A:104:ARG:HG2	2:B:75:ILE:H	19	1.82
(1,37)	1:A:104:ARG:HG2	2:B:75:ILE:HA	19	1.82
(1,37)	1:A:104:ARG:HG2	2:B:75:ILE:HB	19	1.82
(1,37)	1:A:104:ARG:HG2	2:B:75:ILE:HD11	19	1.82
(1,37)	1:A:104:ARG:HG2	2:B:75:ILE:HD12	19	1.82
(1,37)	1:A:104:ARG:HG2	2:B:75:ILE:HD13	19	1.82
(1,37)	1:A:104:ARG:HG2	2:B:75:ILE:HG12	19	1.82
(1,37)	1:A:104:ARG:HG2	2:B:75:ILE:HG13	19	1.82
(1,37)	1:A:104:ARG:HG2	2:B:75:ILE:HG21	19	1.82
(1,37)	1:A:104:ARG:HG2	2:B:75:ILE:HG22	19	1.82
(1,37)	1:A:104:ARG:HG2	2:B:75:ILE:HG23	19	1.82
(1,37)	1:A:104:ARG:HG2	2:B:75:ILE:N	19	1.82
(1,37)	1:A:104:ARG:HG2	2:B:75:ILE:O	19	1.82
(1,37)	1:A:104:ARG:HG2	2:B:77:ALA:C	19	1.82
(1,37)	1:A:104:ARG:HG2	2:B:77:ALA:CA	19	1.82
(1,37)	1:A:104:ARG:HG2	2:B:77:ALA:CB	19	1.82
(1,37)	1:A:104:ARG:HG2	2:B:77:ALA:H	19	1.82
(1,37)	1:A:104:ARG:HG2	2:B:77:ALA:HA	19	1.82
(1,37)	1:A:104:ARG:HG2	2:B:77:ALA:HB1	19	1.82
(1,37)	1:A:104:ARG:HG2	2:B:77:ALA:HB2	19	1.82
(1,37)	1:A:104:ARG:HG2	2:B:77:ALA:HB3	19	1.82
(1,37)	1:A:104:ARG:HG2	2:B:77:ALA:N	19	1.82
(1,37)	1:A:104:ARG:HG2	2:B:77:ALA:O	19	1.82
(1,37)	1:A:104:ARG:HG2	2:B:78:GLY:C	19	1.82
(1,37)	1:A:104:ARG:HG2	2:B:78:GLY:CA	19	1.82
(1,37)	1:A:104:ARG:HG2	2:B:78:GLY:H	19	1.82
(1,37)	1:A:104:ARG:HG2	2:B:78:GLY:HA2	19	1.82
(1,37)	1:A:104:ARG:HG2	2:B:78:GLY:HA3	19	1.82

*Continued on next page...*

*Continued from previous page...*

Key	Atom-1	Atom-2	Model ID	Violation (Å)
(1,37)	1:A:104:ARG:HG2	2:B:78:GLY:N	19	1.82
(1,37)	1:A:104:ARG:HG2	2:B:78:GLY:O	19	1.82
(1,37)	1:A:104:ARG:HG2	2:B:79:LYS:C	19	1.82
(1,37)	1:A:104:ARG:HG2	2:B:79:LYS:CA	19	1.82
(1,37)	1:A:104:ARG:HG2	2:B:79:LYS:CB	19	1.82
(1,37)	1:A:104:ARG:HG2	2:B:79:LYS:CD	19	1.82
(1,37)	1:A:104:ARG:HG2	2:B:79:LYS:CE	19	1.82
(1,37)	1:A:104:ARG:HG2	2:B:79:LYS:CG	19	1.82
(1,37)	1:A:104:ARG:HG2	2:B:79:LYS:H	19	1.82
(1,37)	1:A:104:ARG:HG2	2:B:79:LYS:HA	19	1.82
(1,37)	1:A:104:ARG:HG2	2:B:79:LYS:HB2	19	1.82
(1,37)	1:A:104:ARG:HG2	2:B:79:LYS:HB3	19	1.82
(1,37)	1:A:104:ARG:HG2	2:B:79:LYS:HD2	19	1.82
(1,37)	1:A:104:ARG:HG2	2:B:79:LYS:HD3	19	1.82
(1,37)	1:A:104:ARG:HG2	2:B:79:LYS:HE2	19	1.82
(1,37)	1:A:104:ARG:HG2	2:B:79:LYS:HE3	19	1.82
(1,37)	1:A:104:ARG:HG2	2:B:79:LYS:HG2	19	1.82
(1,37)	1:A:104:ARG:HG2	2:B:79:LYS:HG3	19	1.82
(1,37)	1:A:104:ARG:HG2	2:B:79:LYS:HZ1	19	1.82
(1,37)	1:A:104:ARG:HG2	2:B:79:LYS:HZ2	19	1.82
(1,37)	1:A:104:ARG:HG2	2:B:79:LYS:HZ3	19	1.82
(1,37)	1:A:104:ARG:HG2	2:B:79:LYS:N	19	1.82
(1,37)	1:A:104:ARG:HG2	2:B:79:LYS:NZ	19	1.82
(1,37)	1:A:104:ARG:HG2	2:B:79:LYS:O	19	1.82
(1,37)	1:A:104:ARG:HG2	2:B:80:ILE:C	19	1.82
(1,37)	1:A:104:ARG:HG2	2:B:80:ILE:CA	19	1.82
(1,37)	1:A:104:ARG:HG2	2:B:80:ILE:CB	19	1.82
(1,37)	1:A:104:ARG:HG2	2:B:80:ILE:CD1	19	1.82
(1,37)	1:A:104:ARG:HG2	2:B:80:ILE:CG1	19	1.82
(1,37)	1:A:104:ARG:HG2	2:B:80:ILE:CG2	19	1.82
(1,37)	1:A:104:ARG:HG2	2:B:80:ILE:H	19	1.82
(1,37)	1:A:104:ARG:HG2	2:B:80:ILE:HA	19	1.82
(1,37)	1:A:104:ARG:HG2	2:B:80:ILE:HB	19	1.82
(1,37)	1:A:104:ARG:HG2	2:B:80:ILE:HD11	19	1.82
(1,37)	1:A:104:ARG:HG2	2:B:80:ILE:HD12	19	1.82
(1,37)	1:A:104:ARG:HG2	2:B:80:ILE:HD13	19	1.82
(1,37)	1:A:104:ARG:HG2	2:B:80:ILE:HG12	19	1.82
(1,37)	1:A:104:ARG:HG2	2:B:80:ILE:HG13	19	1.82
(1,37)	1:A:104:ARG:HG2	2:B:80:ILE:HG21	19	1.82
(1,37)	1:A:104:ARG:HG2	2:B:80:ILE:HG22	19	1.82
(1,37)	1:A:104:ARG:HG2	2:B:80:ILE:HG23	19	1.82
(1,37)	1:A:104:ARG:HG2	2:B:80:ILE:N	19	1.82

*Continued on next page...*

*Continued from previous page...*

Key	Atom-1	Atom-2	Model ID	Violation (Å)
(1,37)	1:A:104:ARG:HG2	2:B:80:ILE:O	19	1.82
(1,37)	1:A:104:ARG:HG2	2:B:84:GLN:C	19	1.82
(1,37)	1:A:104:ARG:HG2	2:B:84:GLN:CA	19	1.82
(1,37)	1:A:104:ARG:HG2	2:B:84:GLN:CB	19	1.82
(1,37)	1:A:104:ARG:HG2	2:B:84:GLN:CD	19	1.82
(1,37)	1:A:104:ARG:HG2	2:B:84:GLN:CG	19	1.82
(1,37)	1:A:104:ARG:HG2	2:B:84:GLN:H	19	1.82
(1,37)	1:A:104:ARG:HG2	2:B:84:GLN:HA	19	1.82
(1,37)	1:A:104:ARG:HG2	2:B:84:GLN:HB2	19	1.82
(1,37)	1:A:104:ARG:HG2	2:B:84:GLN:HB3	19	1.82
(1,37)	1:A:104:ARG:HG2	2:B:84:GLN:HE21	19	1.82
(1,37)	1:A:104:ARG:HG2	2:B:84:GLN:HE22	19	1.82
(1,37)	1:A:104:ARG:HG2	2:B:84:GLN:HG2	19	1.82
(1,37)	1:A:104:ARG:HG2	2:B:84:GLN:HG3	19	1.82
(1,37)	1:A:104:ARG:HG2	2:B:84:GLN:N	19	1.82
(1,37)	1:A:104:ARG:HG2	2:B:84:GLN:NE2	19	1.82
(1,37)	1:A:104:ARG:HG2	2:B:84:GLN:O	19	1.82
(1,37)	1:A:104:ARG:HG2	2:B:84:GLN:OE1	19	1.82
(1,37)	1:A:104:ARG:HG2	2:B:97:THR:C	19	1.82
(1,37)	1:A:104:ARG:HG2	2:B:97:THR:CA	19	1.82
(1,37)	1:A:104:ARG:HG2	2:B:97:THR:CB	19	1.82
(1,37)	1:A:104:ARG:HG2	2:B:97:THR:CG2	19	1.82
(1,37)	1:A:104:ARG:HG2	2:B:97:THR:H	19	1.82
(1,37)	1:A:104:ARG:HG2	2:B:97:THR:HA	19	1.82
(1,37)	1:A:104:ARG:HG2	2:B:97:THR:HB	19	1.82
(1,37)	1:A:104:ARG:HG2	2:B:97:THR:HG1	19	1.82
(1,37)	1:A:104:ARG:HG2	2:B:97:THR:HG21	19	1.82
(1,37)	1:A:104:ARG:HG2	2:B:97:THR:HG22	19	1.82
(1,37)	1:A:104:ARG:HG2	2:B:97:THR:HG23	19	1.82
(1,37)	1:A:104:ARG:HG2	2:B:97:THR:N	19	1.82
(1,37)	1:A:104:ARG:HG2	2:B:97:THR:O	19	1.82
(1,37)	1:A:104:ARG:HG2	2:B:97:THR:OG1	19	1.82
(1,37)	1:A:104:ARG:HG2	2:B:99:HIS:C	19	1.82
(1,37)	1:A:104:ARG:HG2	2:B:99:HIS:CA	19	1.82
(1,37)	1:A:104:ARG:HG2	2:B:99:HIS:CB	19	1.82
(1,37)	1:A:104:ARG:HG2	2:B:99:HIS:CD2	19	1.82
(1,37)	1:A:104:ARG:HG2	2:B:99:HIS:CE1	19	1.82
(1,37)	1:A:104:ARG:HG2	2:B:99:HIS:CG	19	1.82
(1,37)	1:A:104:ARG:HG2	2:B:99:HIS:H	19	1.82
(1,37)	1:A:104:ARG:HG2	2:B:99:HIS:HA	19	1.82
(1,37)	1:A:104:ARG:HG2	2:B:99:HIS:HB2	19	1.82
(1,37)	1:A:104:ARG:HG2	2:B:99:HIS:HB3	19	1.82

*Continued on next page...*

*Continued from previous page...*

Key	Atom-1	Atom-2	Model ID	Violation (Å)
(1,37)	1:A:104:ARG:HG2	2:B:99:HIS:HD1	19	1.82
(1,37)	1:A:104:ARG:HG2	2:B:99:HIS:HD2	19	1.82
(1,37)	1:A:104:ARG:HG2	2:B:99:HIS:HE1	19	1.82
(1,37)	1:A:104:ARG:HG2	2:B:99:HIS:HE2	19	1.82
(1,37)	1:A:104:ARG:HG2	2:B:99:HIS:N	19	1.82
(1,37)	1:A:104:ARG:HG2	2:B:99:HIS:ND1	19	1.82
(1,37)	1:A:104:ARG:HG2	2:B:99:HIS:NE2	19	1.82
(1,37)	1:A:104:ARG:HG2	2:B:99:HIS:O	19	1.82
(1,37)	1:A:104:ARG:HG2	2:B:101:VAL:C	19	1.82
(1,37)	1:A:104:ARG:HG2	2:B:101:VAL:CA	19	1.82
(1,37)	1:A:104:ARG:HG2	2:B:101:VAL:CB	19	1.82
(1,37)	1:A:104:ARG:HG2	2:B:101:VAL:CG1	19	1.82
(1,37)	1:A:104:ARG:HG2	2:B:101:VAL:CG2	19	1.82
(1,37)	1:A:104:ARG:HG2	2:B:101:VAL:H	19	1.82
(1,37)	1:A:104:ARG:HG2	2:B:101:VAL:HA	19	1.82
(1,37)	1:A:104:ARG:HG2	2:B:101:VAL:HB	19	1.82
(1,37)	1:A:104:ARG:HG2	2:B:101:VAL:HG11	19	1.82
(1,37)	1:A:104:ARG:HG2	2:B:101:VAL:HG12	19	1.82
(1,37)	1:A:104:ARG:HG2	2:B:101:VAL:HG13	19	1.82
(1,37)	1:A:104:ARG:HG2	2:B:101:VAL:HG21	19	1.82
(1,37)	1:A:104:ARG:HG2	2:B:101:VAL:HG22	19	1.82
(1,37)	1:A:104:ARG:HG2	2:B:101:VAL:HG23	19	1.82
(1,37)	1:A:104:ARG:HG2	2:B:101:VAL:N	19	1.82
(1,37)	1:A:104:ARG:HG2	2:B:101:VAL:O	19	1.82
(1,37)	1:A:104:ARG:HG3	2:B:75:ILE:C	19	1.82
(1,37)	1:A:104:ARG:HG3	2:B:75:ILE:CA	19	1.82
(1,37)	1:A:104:ARG:HG3	2:B:75:ILE:CB	19	1.82
(1,37)	1:A:104:ARG:HG3	2:B:75:ILE:CD1	19	1.82
(1,37)	1:A:104:ARG:HG3	2:B:75:ILE:CG1	19	1.82
(1,37)	1:A:104:ARG:HG3	2:B:75:ILE:CG2	19	1.82
(1,37)	1:A:104:ARG:HG3	2:B:75:ILE:H	19	1.82
(1,37)	1:A:104:ARG:HG3	2:B:75:ILE:HA	19	1.82
(1,37)	1:A:104:ARG:HG3	2:B:75:ILE:HB	19	1.82
(1,37)	1:A:104:ARG:HG3	2:B:75:ILE:HD11	19	1.82
(1,37)	1:A:104:ARG:HG3	2:B:75:ILE:HD12	19	1.82
(1,37)	1:A:104:ARG:HG3	2:B:75:ILE:HD13	19	1.82
(1,37)	1:A:104:ARG:HG3	2:B:75:ILE:HG12	19	1.82
(1,37)	1:A:104:ARG:HG3	2:B:75:ILE:HG13	19	1.82
(1,37)	1:A:104:ARG:HG3	2:B:75:ILE:HG21	19	1.82
(1,37)	1:A:104:ARG:HG3	2:B:75:ILE:HG22	19	1.82
(1,37)	1:A:104:ARG:HG3	2:B:75:ILE:HG23	19	1.82
(1,37)	1:A:104:ARG:HG3	2:B:75:ILE:N	19	1.82

*Continued on next page...*

*Continued from previous page...*

Key	Atom-1	Atom-2	Model ID	Violation (Å)
(1,37)	1:A:104:ARG:HG3	2:B:75:ILE:O	19	1.82
(1,37)	1:A:104:ARG:HG3	2:B:77:ALA:C	19	1.82
(1,37)	1:A:104:ARG:HG3	2:B:77:ALA:CA	19	1.82
(1,37)	1:A:104:ARG:HG3	2:B:77:ALA:CB	19	1.82
(1,37)	1:A:104:ARG:HG3	2:B:77:ALA:H	19	1.82
(1,37)	1:A:104:ARG:HG3	2:B:77:ALA:HA	19	1.82
(1,37)	1:A:104:ARG:HG3	2:B:77:ALA:HB1	19	1.82
(1,37)	1:A:104:ARG:HG3	2:B:77:ALA:HB2	19	1.82
(1,37)	1:A:104:ARG:HG3	2:B:77:ALA:HB3	19	1.82
(1,37)	1:A:104:ARG:HG3	2:B:77:ALA:N	19	1.82
(1,37)	1:A:104:ARG:HG3	2:B:77:ALA:O	19	1.82
(1,37)	1:A:104:ARG:HG3	2:B:78:GLY:C	19	1.82
(1,37)	1:A:104:ARG:HG3	2:B:78:GLY:CA	19	1.82
(1,37)	1:A:104:ARG:HG3	2:B:78:GLY:H	19	1.82
(1,37)	1:A:104:ARG:HG3	2:B:78:GLY:HA2	19	1.82
(1,37)	1:A:104:ARG:HG3	2:B:78:GLY:HA3	19	1.82
(1,37)	1:A:104:ARG:HG3	2:B:78:GLY:N	19	1.82
(1,37)	1:A:104:ARG:HG3	2:B:78:GLY:O	19	1.82
(1,37)	1:A:104:ARG:HG3	2:B:79:LYS:C	19	1.82
(1,37)	1:A:104:ARG:HG3	2:B:79:LYS:CA	19	1.82
(1,37)	1:A:104:ARG:HG3	2:B:79:LYS:CB	19	1.82
(1,37)	1:A:104:ARG:HG3	2:B:79:LYS:CD	19	1.82
(1,37)	1:A:104:ARG:HG3	2:B:79:LYS:CE	19	1.82
(1,37)	1:A:104:ARG:HG3	2:B:79:LYS:CG	19	1.82
(1,37)	1:A:104:ARG:HG3	2:B:79:LYS:H	19	1.82
(1,37)	1:A:104:ARG:HG3	2:B:79:LYS:HA	19	1.82
(1,37)	1:A:104:ARG:HG3	2:B:79:LYS:HB2	19	1.82
(1,37)	1:A:104:ARG:HG3	2:B:79:LYS:HB3	19	1.82
(1,37)	1:A:104:ARG:HG3	2:B:79:LYS:HD2	19	1.82
(1,37)	1:A:104:ARG:HG3	2:B:79:LYS:HD3	19	1.82
(1,37)	1:A:104:ARG:HG3	2:B:79:LYS:HE2	19	1.82
(1,37)	1:A:104:ARG:HG3	2:B:79:LYS:HE3	19	1.82
(1,37)	1:A:104:ARG:HG3	2:B:79:LYS:HG2	19	1.82
(1,37)	1:A:104:ARG:HG3	2:B:79:LYS:HG3	19	1.82
(1,37)	1:A:104:ARG:HG3	2:B:79:LYS:HZ1	19	1.82
(1,37)	1:A:104:ARG:HG3	2:B:79:LYS:HZ2	19	1.82
(1,37)	1:A:104:ARG:HG3	2:B:79:LYS:HZ3	19	1.82
(1,37)	1:A:104:ARG:HG3	2:B:79:LYS:N	19	1.82
(1,37)	1:A:104:ARG:HG3	2:B:79:LYS:NZ	19	1.82
(1,37)	1:A:104:ARG:HG3	2:B:79:LYS:O	19	1.82
(1,37)	1:A:104:ARG:HG3	2:B:80:ILE:C	19	1.82
(1,37)	1:A:104:ARG:HG3	2:B:80:ILE:CA	19	1.82

*Continued on next page...*

*Continued from previous page...*

Key	Atom-1	Atom-2	Model ID	Violation (Å)
(1,37)	1:A:104:ARG:HG3	2:B:80:ILE:CB	19	1.82
(1,37)	1:A:104:ARG:HG3	2:B:80:ILE:CD1	19	1.82
(1,37)	1:A:104:ARG:HG3	2:B:80:ILE:CG1	19	1.82
(1,37)	1:A:104:ARG:HG3	2:B:80:ILE:CG2	19	1.82
(1,37)	1:A:104:ARG:HG3	2:B:80:ILE:H	19	1.82
(1,37)	1:A:104:ARG:HG3	2:B:80:ILE:HA	19	1.82
(1,37)	1:A:104:ARG:HG3	2:B:80:ILE:HB	19	1.82
(1,37)	1:A:104:ARG:HG3	2:B:80:ILE:HD11	19	1.82
(1,37)	1:A:104:ARG:HG3	2:B:80:ILE:HD12	19	1.82
(1,37)	1:A:104:ARG:HG3	2:B:80:ILE:HD13	19	1.82
(1,37)	1:A:104:ARG:HG3	2:B:80:ILE:HG12	19	1.82
(1,37)	1:A:104:ARG:HG3	2:B:80:ILE:HG13	19	1.82
(1,37)	1:A:104:ARG:HG3	2:B:80:ILE:HG21	19	1.82
(1,37)	1:A:104:ARG:HG3	2:B:80:ILE:HG22	19	1.82
(1,37)	1:A:104:ARG:HG3	2:B:80:ILE:HG23	19	1.82
(1,37)	1:A:104:ARG:HG3	2:B:80:ILE:N	19	1.82
(1,37)	1:A:104:ARG:HG3	2:B:80:ILE:O	19	1.82
(1,37)	1:A:104:ARG:HG3	2:B:84:GLN:C	19	1.82
(1,37)	1:A:104:ARG:HG3	2:B:84:GLN:CA	19	1.82
(1,37)	1:A:104:ARG:HG3	2:B:84:GLN:CB	19	1.82
(1,37)	1:A:104:ARG:HG3	2:B:84:GLN:CD	19	1.82
(1,37)	1:A:104:ARG:HG3	2:B:84:GLN:CG	19	1.82
(1,37)	1:A:104:ARG:HG3	2:B:84:GLN:H	19	1.82
(1,37)	1:A:104:ARG:HG3	2:B:84:GLN:HA	19	1.82
(1,37)	1:A:104:ARG:HG3	2:B:84:GLN:HB2	19	1.82
(1,37)	1:A:104:ARG:HG3	2:B:84:GLN:HB3	19	1.82
(1,37)	1:A:104:ARG:HG3	2:B:84:GLN:HE21	19	1.82
(1,37)	1:A:104:ARG:HG3	2:B:84:GLN:HE22	19	1.82
(1,37)	1:A:104:ARG:HG3	2:B:84:GLN:HG2	19	1.82
(1,37)	1:A:104:ARG:HG3	2:B:84:GLN:HG3	19	1.82
(1,37)	1:A:104:ARG:HG3	2:B:84:GLN:N	19	1.82
(1,37)	1:A:104:ARG:HG3	2:B:84:GLN:NE2	19	1.82
(1,37)	1:A:104:ARG:HG3	2:B:84:GLN:O	19	1.82
(1,37)	1:A:104:ARG:HG3	2:B:84:GLN:OE1	19	1.82
(1,37)	1:A:104:ARG:HG3	2:B:97:THR:C	19	1.82
(1,37)	1:A:104:ARG:HG3	2:B:97:THR:CA	19	1.82
(1,37)	1:A:104:ARG:HG3	2:B:97:THR:CB	19	1.82
(1,37)	1:A:104:ARG:HG3	2:B:97:THR:CG2	19	1.82
(1,37)	1:A:104:ARG:HG3	2:B:97:THR:H	19	1.82
(1,37)	1:A:104:ARG:HG3	2:B:97:THR:HA	19	1.82
(1,37)	1:A:104:ARG:HG3	2:B:97:THR:HB	19	1.82
(1,37)	1:A:104:ARG:HG3	2:B:97:THR:HG1	19	1.82

*Continued on next page...*



*Continued from previous page...*

Key	Atom-1	Atom-2	Model ID	Violation (Å)
(1,37)	1:A:104:ARG:HG3	2:B:97:THR:HG21	19	1.82
(1,37)	1:A:104:ARG:HG3	2:B:97:THR:HG22	19	1.82
(1,37)	1:A:104:ARG:HG3	2:B:97:THR:HG23	19	1.82
(1,37)	1:A:104:ARG:HG3	2:B:97:THR:N	19	1.82
(1,37)	1:A:104:ARG:HG3	2:B:97:THR:O	19	1.82
(1,37)	1:A:104:ARG:HG3	2:B:97:THR:OG1	19	1.82
(1,37)	1:A:104:ARG:HG3	2:B:99:HIS:C	19	1.82
(1,37)	1:A:104:ARG:HG3	2:B:99:HIS:CA	19	1.82
(1,37)	1:A:104:ARG:HG3	2:B:99:HIS:CB	19	1.82
(1,37)	1:A:104:ARG:HG3	2:B:99:HIS:CD2	19	1.82
(1,37)	1:A:104:ARG:HG3	2:B:99:HIS:CE1	19	1.82
(1,37)	1:A:104:ARG:HG3	2:B:99:HIS:CG	19	1.82
(1,37)	1:A:104:ARG:HG3	2:B:99:HIS:H	19	1.82
(1,37)	1:A:104:ARG:HG3	2:B:99:HIS:HA	19	1.82
(1,37)	1:A:104:ARG:HG3	2:B:99:HIS:HB2	19	1.82
(1,37)	1:A:104:ARG:HG3	2:B:99:HIS:HB3	19	1.82
(1,37)	1:A:104:ARG:HG3	2:B:99:HIS:HD1	19	1.82
(1,37)	1:A:104:ARG:HG3	2:B:99:HIS:HD2	19	1.82
(1,37)	1:A:104:ARG:HG3	2:B:99:HIS:HE1	19	1.82
(1,37)	1:A:104:ARG:HG3	2:B:99:HIS:HE2	19	1.82
(1,37)	1:A:104:ARG:HG3	2:B:99:HIS:N	19	1.82
(1,37)	1:A:104:ARG:HG3	2:B:99:HIS:ND1	19	1.82
(1,37)	1:A:104:ARG:HG3	2:B:99:HIS:NE2	19	1.82
(1,37)	1:A:104:ARG:HG3	2:B:99:HIS:O	19	1.82
(1,37)	1:A:104:ARG:HG3	2:B:101:VAL:C	19	1.82
(1,37)	1:A:104:ARG:HG3	2:B:101:VAL:CA	19	1.82
(1,37)	1:A:104:ARG:HG3	2:B:101:VAL:CB	19	1.82
(1,37)	1:A:104:ARG:HG3	2:B:101:VAL:CG1	19	1.82
(1,37)	1:A:104:ARG:HG3	2:B:101:VAL:CG2	19	1.82
(1,37)	1:A:104:ARG:HG3	2:B:101:VAL:H	19	1.82
(1,37)	1:A:104:ARG:HG3	2:B:101:VAL:HA	19	1.82
(1,37)	1:A:104:ARG:HG3	2:B:101:VAL:HB	19	1.82
(1,37)	1:A:104:ARG:HG3	2:B:101:VAL:HG11	19	1.82
(1,37)	1:A:104:ARG:HG3	2:B:101:VAL:HG12	19	1.82
(1,37)	1:A:104:ARG:HG3	2:B:101:VAL:HG13	19	1.82
(1,37)	1:A:104:ARG:HG3	2:B:101:VAL:HG21	19	1.82
(1,37)	1:A:104:ARG:HG3	2:B:101:VAL:HG22	19	1.82
(1,37)	1:A:104:ARG:HG3	2:B:101:VAL:HG23	19	1.82
(1,37)	1:A:104:ARG:HG3	2:B:101:VAL:N	19	1.82
(1,37)	1:A:104:ARG:HG3	2:B:101:VAL:O	19	1.82
(1,37)	1:A:104:ARG:HH11	2:B:75:ILE:C	19	1.82
(1,37)	1:A:104:ARG:HH11	2:B:75:ILE:CA	19	1.82

*Continued on next page...*

*Continued from previous page...*

Key	Atom-1	Atom-2	Model ID	Violation (Å)
(1,37)	1:A:104:ARG:HH11	2:B:75:ILE:CB	19	1.82
(1,37)	1:A:104:ARG:HH11	2:B:75:ILE:CD1	19	1.82
(1,37)	1:A:104:ARG:HH11	2:B:75:ILE:CG1	19	1.82
(1,37)	1:A:104:ARG:HH11	2:B:75:ILE:CG2	19	1.82
(1,37)	1:A:104:ARG:HH11	2:B:75:ILE:H	19	1.82
(1,37)	1:A:104:ARG:HH11	2:B:75:ILE:HA	19	1.82
(1,37)	1:A:104:ARG:HH11	2:B:75:ILE:HB	19	1.82
(1,37)	1:A:104:ARG:HH11	2:B:75:ILE:HD11	19	1.82
(1,37)	1:A:104:ARG:HH11	2:B:75:ILE:HD12	19	1.82
(1,37)	1:A:104:ARG:HH11	2:B:75:ILE:HD13	19	1.82
(1,37)	1:A:104:ARG:HH11	2:B:75:ILE:HG12	19	1.82
(1,37)	1:A:104:ARG:HH11	2:B:75:ILE:HG13	19	1.82
(1,37)	1:A:104:ARG:HH11	2:B:75:ILE:HG21	19	1.82
(1,37)	1:A:104:ARG:HH11	2:B:75:ILE:HG22	19	1.82
(1,37)	1:A:104:ARG:HH11	2:B:75:ILE:HG23	19	1.82
(1,37)	1:A:104:ARG:HH11	2:B:75:ILE:N	19	1.82
(1,37)	1:A:104:ARG:HH11	2:B:75:ILE:O	19	1.82
(1,37)	1:A:104:ARG:HH11	2:B:77:ALA:C	19	1.82
(1,37)	1:A:104:ARG:HH11	2:B:77:ALA:CA	19	1.82
(1,37)	1:A:104:ARG:HH11	2:B:77:ALA:CB	19	1.82
(1,37)	1:A:104:ARG:HH11	2:B:77:ALA:H	19	1.82
(1,37)	1:A:104:ARG:HH11	2:B:77:ALA:HA	19	1.82
(1,37)	1:A:104:ARG:HH11	2:B:77:ALA:HB1	19	1.82
(1,37)	1:A:104:ARG:HH11	2:B:77:ALA:HB2	19	1.82
(1,37)	1:A:104:ARG:HH11	2:B:77:ALA:HB3	19	1.82
(1,37)	1:A:104:ARG:HH11	2:B:77:ALA:N	19	1.82
(1,37)	1:A:104:ARG:HH11	2:B:77:ALA:O	19	1.82
(1,37)	1:A:104:ARG:HH11	2:B:78:GLY:C	19	1.82
(1,37)	1:A:104:ARG:HH11	2:B:78:GLY:CA	19	1.82
(1,37)	1:A:104:ARG:HH11	2:B:78:GLY:H	19	1.82
(1,37)	1:A:104:ARG:HH11	2:B:78:GLY:HA2	19	1.82
(1,37)	1:A:104:ARG:HH11	2:B:78:GLY:HA3	19	1.82
(1,37)	1:A:104:ARG:HH11	2:B:78:GLY:N	19	1.82
(1,37)	1:A:104:ARG:HH11	2:B:78:GLY:O	19	1.82
(1,37)	1:A:104:ARG:HH11	2:B:79:LYS:C	19	1.82
(1,37)	1:A:104:ARG:HH11	2:B:79:LYS:CA	19	1.82
(1,37)	1:A:104:ARG:HH11	2:B:79:LYS:CB	19	1.82
(1,37)	1:A:104:ARG:HH11	2:B:79:LYS:CD	19	1.82
(1,37)	1:A:104:ARG:HH11	2:B:79:LYS:CE	19	1.82
(1,37)	1:A:104:ARG:HH11	2:B:79:LYS:CG	19	1.82
(1,37)	1:A:104:ARG:HH11	2:B:79:LYS:H	19	1.82
(1,37)	1:A:104:ARG:HH11	2:B:79:LYS:HA	19	1.82

*Continued on next page...*

*Continued from previous page...*

Key	Atom-1	Atom-2	Model ID	Violation (Å)
(1,37)	1:A:104:ARG:HH11	2:B:79:LYS:HB2	19	1.82
(1,37)	1:A:104:ARG:HH11	2:B:79:LYS:HB3	19	1.82
(1,37)	1:A:104:ARG:HH11	2:B:79:LYS:HD2	19	1.82
(1,37)	1:A:104:ARG:HH11	2:B:79:LYS:HD3	19	1.82
(1,37)	1:A:104:ARG:HH11	2:B:79:LYS:HE2	19	1.82
(1,37)	1:A:104:ARG:HH11	2:B:79:LYS:HE3	19	1.82
(1,37)	1:A:104:ARG:HH11	2:B:79:LYS:HG2	19	1.82
(1,37)	1:A:104:ARG:HH11	2:B:79:LYS:HG3	19	1.82
(1,37)	1:A:104:ARG:HH11	2:B:79:LYS:HZ1	19	1.82
(1,37)	1:A:104:ARG:HH11	2:B:79:LYS:HZ2	19	1.82
(1,37)	1:A:104:ARG:HH11	2:B:79:LYS:HZ3	19	1.82
(1,37)	1:A:104:ARG:HH11	2:B:79:LYS:N	19	1.82
(1,37)	1:A:104:ARG:HH11	2:B:79:LYS:NZ	19	1.82
(1,37)	1:A:104:ARG:HH11	2:B:79:LYS:O	19	1.82
(1,37)	1:A:104:ARG:HH11	2:B:80:ILE:C	19	1.82
(1,37)	1:A:104:ARG:HH11	2:B:80:ILE:CA	19	1.82
(1,37)	1:A:104:ARG:HH11	2:B:80:ILE:CB	19	1.82
(1,37)	1:A:104:ARG:HH11	2:B:80:ILE:CD1	19	1.82
(1,37)	1:A:104:ARG:HH11	2:B:80:ILE:CG1	19	1.82
(1,37)	1:A:104:ARG:HH11	2:B:80:ILE:CG2	19	1.82
(1,37)	1:A:104:ARG:HH11	2:B:80:ILE:H	19	1.82
(1,37)	1:A:104:ARG:HH11	2:B:80:ILE:HA	19	1.82
(1,37)	1:A:104:ARG:HH11	2:B:80:ILE:HB	19	1.82
(1,37)	1:A:104:ARG:HH11	2:B:80:ILE:HD11	19	1.82
(1,37)	1:A:104:ARG:HH11	2:B:80:ILE:HD12	19	1.82
(1,37)	1:A:104:ARG:HH11	2:B:80:ILE:HD13	19	1.82
(1,37)	1:A:104:ARG:HH11	2:B:80:ILE:HG12	19	1.82
(1,37)	1:A:104:ARG:HH11	2:B:80:ILE:HG13	19	1.82
(1,37)	1:A:104:ARG:HH11	2:B:80:ILE:HG21	19	1.82
(1,37)	1:A:104:ARG:HH11	2:B:80:ILE:HG22	19	1.82
(1,37)	1:A:104:ARG:HH11	2:B:80:ILE:HG23	19	1.82
(1,37)	1:A:104:ARG:HH11	2:B:80:ILE:N	19	1.82
(1,37)	1:A:104:ARG:HH11	2:B:80:ILE:O	19	1.82
(1,37)	1:A:104:ARG:HH11	2:B:84:GLN:C	19	1.82
(1,37)	1:A:104:ARG:HH11	2:B:84:GLN:CA	19	1.82
(1,37)	1:A:104:ARG:HH11	2:B:84:GLN:CB	19	1.82
(1,37)	1:A:104:ARG:HH11	2:B:84:GLN:CD	19	1.82
(1,37)	1:A:104:ARG:HH11	2:B:84:GLN:CG	19	1.82
(1,37)	1:A:104:ARG:HH11	2:B:84:GLN:H	19	1.82
(1,37)	1:A:104:ARG:HH11	2:B:84:GLN:HA	19	1.82
(1,37)	1:A:104:ARG:HH11	2:B:84:GLN:HB2	19	1.82
(1,37)	1:A:104:ARG:HH11	2:B:84:GLN:HB3	19	1.82

*Continued on next page...*

*Continued from previous page...*

Key	Atom-1	Atom-2	Model ID	Violation (Å)
(1,37)	1:A:104:ARG:HH11	2:B:84:GLN:HE21	19	1.82
(1,37)	1:A:104:ARG:HH11	2:B:84:GLN:HE22	19	1.82
(1,37)	1:A:104:ARG:HH11	2:B:84:GLN:HG2	19	1.82
(1,37)	1:A:104:ARG:HH11	2:B:84:GLN:HG3	19	1.82
(1,37)	1:A:104:ARG:HH11	2:B:84:GLN:N	19	1.82
(1,37)	1:A:104:ARG:HH11	2:B:84:GLN:NE2	19	1.82
(1,37)	1:A:104:ARG:HH11	2:B:84:GLN:O	19	1.82
(1,37)	1:A:104:ARG:HH11	2:B:84:GLN:OE1	19	1.82
(1,37)	1:A:104:ARG:HH11	2:B:97:THR:C	19	1.82
(1,37)	1:A:104:ARG:HH11	2:B:97:THR:CA	19	1.82
(1,37)	1:A:104:ARG:HH11	2:B:97:THR:CB	19	1.82
(1,37)	1:A:104:ARG:HH11	2:B:97:THR:CG2	19	1.82
(1,37)	1:A:104:ARG:HH11	2:B:97:THR:H	19	1.82
(1,37)	1:A:104:ARG:HH11	2:B:97:THR:HA	19	1.82
(1,37)	1:A:104:ARG:HH11	2:B:97:THR:HB	19	1.82
(1,37)	1:A:104:ARG:HH11	2:B:97:THR:HG1	19	1.82
(1,37)	1:A:104:ARG:HH11	2:B:97:THR:HG21	19	1.82
(1,37)	1:A:104:ARG:HH11	2:B:97:THR:HG22	19	1.82
(1,37)	1:A:104:ARG:HH11	2:B:97:THR:HG23	19	1.82
(1,37)	1:A:104:ARG:HH11	2:B:97:THR:N	19	1.82
(1,37)	1:A:104:ARG:HH11	2:B:97:THR:O	19	1.82
(1,37)	1:A:104:ARG:HH11	2:B:97:THR:OG1	19	1.82
(1,37)	1:A:104:ARG:HH11	2:B:99:HIS:C	19	1.82
(1,37)	1:A:104:ARG:HH11	2:B:99:HIS:CA	19	1.82
(1,37)	1:A:104:ARG:HH11	2:B:99:HIS:CB	19	1.82
(1,37)	1:A:104:ARG:HH11	2:B:99:HIS:CD2	19	1.82
(1,37)	1:A:104:ARG:HH11	2:B:99:HIS:CE1	19	1.82
(1,37)	1:A:104:ARG:HH11	2:B:99:HIS:CG	19	1.82
(1,37)	1:A:104:ARG:HH11	2:B:99:HIS:H	19	1.82
(1,37)	1:A:104:ARG:HH11	2:B:99:HIS:HA	19	1.82
(1,37)	1:A:104:ARG:HH11	2:B:99:HIS:HB2	19	1.82
(1,37)	1:A:104:ARG:HH11	2:B:99:HIS:HB3	19	1.82
(1,37)	1:A:104:ARG:HH11	2:B:99:HIS:HD1	19	1.82
(1,37)	1:A:104:ARG:HH11	2:B:99:HIS:HD2	19	1.82
(1,37)	1:A:104:ARG:HH11	2:B:99:HIS:HE1	19	1.82
(1,37)	1:A:104:ARG:HH11	2:B:99:HIS:HE2	19	1.82
(1,37)	1:A:104:ARG:HH11	2:B:99:HIS:N	19	1.82
(1,37)	1:A:104:ARG:HH11	2:B:99:HIS:ND1	19	1.82
(1,37)	1:A:104:ARG:HH11	2:B:99:HIS:NE2	19	1.82
(1,37)	1:A:104:ARG:HH11	2:B:99:HIS:O	19	1.82
(1,37)	1:A:104:ARG:HH11	2:B:101:VAL:C	19	1.82
(1,37)	1:A:104:ARG:HH11	2:B:101:VAL:CA	19	1.82

*Continued on next page...*

*Continued from previous page...*

Key	Atom-1	Atom-2	Model ID	Violation (Å)
(1,37)	1:A:104:ARG:HH11	2:B:101:VAL:CB	19	1.82
(1,37)	1:A:104:ARG:HH11	2:B:101:VAL:CG1	19	1.82
(1,37)	1:A:104:ARG:HH11	2:B:101:VAL:CG2	19	1.82
(1,37)	1:A:104:ARG:HH11	2:B:101:VAL:H	19	1.82
(1,37)	1:A:104:ARG:HH11	2:B:101:VAL:HA	19	1.82
(1,37)	1:A:104:ARG:HH11	2:B:101:VAL:HB	19	1.82
(1,37)	1:A:104:ARG:HH11	2:B:101:VAL:HG11	19	1.82
(1,37)	1:A:104:ARG:HH11	2:B:101:VAL:HG12	19	1.82
(1,37)	1:A:104:ARG:HH11	2:B:101:VAL:HG13	19	1.82
(1,37)	1:A:104:ARG:HH11	2:B:101:VAL:HG21	19	1.82
(1,37)	1:A:104:ARG:HH11	2:B:101:VAL:HG22	19	1.82
(1,37)	1:A:104:ARG:HH11	2:B:101:VAL:HG23	19	1.82
(1,37)	1:A:104:ARG:HH11	2:B:101:VAL:N	19	1.82
(1,37)	1:A:104:ARG:HH11	2:B:101:VAL:O	19	1.82
(1,37)	1:A:104:ARG:HH12	2:B:75:ILE:C	19	1.82
(1,37)	1:A:104:ARG:HH12	2:B:75:ILE:CA	19	1.82
(1,37)	1:A:104:ARG:HH12	2:B:75:ILE:CB	19	1.82
(1,37)	1:A:104:ARG:HH12	2:B:75:ILE:CD1	19	1.82
(1,37)	1:A:104:ARG:HH12	2:B:75:ILE:CG1	19	1.82
(1,37)	1:A:104:ARG:HH12	2:B:75:ILE:CG2	19	1.82
(1,37)	1:A:104:ARG:HH12	2:B:75:ILE:H	19	1.82
(1,37)	1:A:104:ARG:HH12	2:B:75:ILE:HA	19	1.82
(1,37)	1:A:104:ARG:HH12	2:B:75:ILE:HB	19	1.82
(1,37)	1:A:104:ARG:HH12	2:B:75:ILE:HD11	19	1.82
(1,37)	1:A:104:ARG:HH12	2:B:75:ILE:HD12	19	1.82
(1,37)	1:A:104:ARG:HH12	2:B:75:ILE:HD13	19	1.82
(1,37)	1:A:104:ARG:HH12	2:B:75:ILE:HG12	19	1.82
(1,37)	1:A:104:ARG:HH12	2:B:75:ILE:HG13	19	1.82
(1,37)	1:A:104:ARG:HH12	2:B:75:ILE:HG21	19	1.82
(1,37)	1:A:104:ARG:HH12	2:B:75:ILE:HG22	19	1.82
(1,37)	1:A:104:ARG:HH12	2:B:75:ILE:HG23	19	1.82
(1,37)	1:A:104:ARG:HH12	2:B:75:ILE:N	19	1.82
(1,37)	1:A:104:ARG:HH12	2:B:75:ILE:O	19	1.82
(1,37)	1:A:104:ARG:HH12	2:B:77:ALA:C	19	1.82
(1,37)	1:A:104:ARG:HH12	2:B:77:ALA:CA	19	1.82
(1,37)	1:A:104:ARG:HH12	2:B:77:ALA:CB	19	1.82
(1,37)	1:A:104:ARG:HH12	2:B:77:ALA:H	19	1.82
(1,37)	1:A:104:ARG:HH12	2:B:77:ALA:HA	19	1.82
(1,37)	1:A:104:ARG:HH12	2:B:77:ALA:HB1	19	1.82
(1,37)	1:A:104:ARG:HH12	2:B:77:ALA:HB2	19	1.82
(1,37)	1:A:104:ARG:HH12	2:B:77:ALA:HB3	19	1.82
(1,37)	1:A:104:ARG:HH12	2:B:77:ALA:N	19	1.82

*Continued on next page...*

*Continued from previous page...*

Key	Atom-1	Atom-2	Model ID	Violation (Å)
(1,37)	1:A:104:ARG:HH12	2:B:77:ALA:O	19	1.82
(1,37)	1:A:104:ARG:HH12	2:B:78:GLY:C	19	1.82
(1,37)	1:A:104:ARG:HH12	2:B:78:GLY:CA	19	1.82
(1,37)	1:A:104:ARG:HH12	2:B:78:GLY:H	19	1.82
(1,37)	1:A:104:ARG:HH12	2:B:78:GLY:HA2	19	1.82
(1,37)	1:A:104:ARG:HH12	2:B:78:GLY:HA3	19	1.82
(1,37)	1:A:104:ARG:HH12	2:B:78:GLY:N	19	1.82
(1,37)	1:A:104:ARG:HH12	2:B:78:GLY:O	19	1.82
(1,37)	1:A:104:ARG:HH12	2:B:79:LYS:C	19	1.82
(1,37)	1:A:104:ARG:HH12	2:B:79:LYS:CA	19	1.82
(1,37)	1:A:104:ARG:HH12	2:B:79:LYS:CB	19	1.82
(1,37)	1:A:104:ARG:HH12	2:B:79:LYS:CD	19	1.82
(1,37)	1:A:104:ARG:HH12	2:B:79:LYS:CE	19	1.82
(1,37)	1:A:104:ARG:HH12	2:B:79:LYS:CG	19	1.82
(1,37)	1:A:104:ARG:HH12	2:B:79:LYS:H	19	1.82
(1,37)	1:A:104:ARG:HH12	2:B:79:LYS:HA	19	1.82
(1,37)	1:A:104:ARG:HH12	2:B:79:LYS:HB2	19	1.82
(1,37)	1:A:104:ARG:HH12	2:B:79:LYS:HB3	19	1.82
(1,37)	1:A:104:ARG:HH12	2:B:79:LYS:HD2	19	1.82
(1,37)	1:A:104:ARG:HH12	2:B:79:LYS:HD3	19	1.82
(1,37)	1:A:104:ARG:HH12	2:B:79:LYS:HE2	19	1.82
(1,37)	1:A:104:ARG:HH12	2:B:79:LYS:HE3	19	1.82
(1,37)	1:A:104:ARG:HH12	2:B:79:LYS:HG2	19	1.82
(1,37)	1:A:104:ARG:HH12	2:B:79:LYS:HG3	19	1.82
(1,37)	1:A:104:ARG:HH12	2:B:79:LYS:HZ1	19	1.82
(1,37)	1:A:104:ARG:HH12	2:B:79:LYS:HZ2	19	1.82
(1,37)	1:A:104:ARG:HH12	2:B:79:LYS:HZ3	19	1.82
(1,37)	1:A:104:ARG:HH12	2:B:79:LYS:N	19	1.82
(1,37)	1:A:104:ARG:HH12	2:B:79:LYS:NZ	19	1.82
(1,37)	1:A:104:ARG:HH12	2:B:79:LYS:O	19	1.82
(1,37)	1:A:104:ARG:HH12	2:B:80:ILE:C	19	1.82
(1,37)	1:A:104:ARG:HH12	2:B:80:ILE:CA	19	1.82
(1,37)	1:A:104:ARG:HH12	2:B:80:ILE:CB	19	1.82
(1,37)	1:A:104:ARG:HH12	2:B:80:ILE:CD1	19	1.82
(1,37)	1:A:104:ARG:HH12	2:B:80:ILE:CG1	19	1.82
(1,37)	1:A:104:ARG:HH12	2:B:80:ILE:CG2	19	1.82
(1,37)	1:A:104:ARG:HH12	2:B:80:ILE:H	19	1.82
(1,37)	1:A:104:ARG:HH12	2:B:80:ILE:HA	19	1.82
(1,37)	1:A:104:ARG:HH12	2:B:80:ILE:HB	19	1.82
(1,37)	1:A:104:ARG:HH12	2:B:80:ILE:HD11	19	1.82
(1,37)	1:A:104:ARG:HH12	2:B:80:ILE:HD12	19	1.82
(1,37)	1:A:104:ARG:HH12	2:B:80:ILE:HD13	19	1.82

*Continued on next page...*

*Continued from previous page...*

Key	Atom-1	Atom-2	Model ID	Violation (Å)
(1,37)	1:A:104:ARG:HH12	2:B:80:ILE:HG12	19	1.82
(1,37)	1:A:104:ARG:HH12	2:B:80:ILE:HG13	19	1.82
(1,37)	1:A:104:ARG:HH12	2:B:80:ILE:HG21	19	1.82
(1,37)	1:A:104:ARG:HH12	2:B:80:ILE:HG22	19	1.82
(1,37)	1:A:104:ARG:HH12	2:B:80:ILE:HG23	19	1.82
(1,37)	1:A:104:ARG:HH12	2:B:80:ILE:N	19	1.82
(1,37)	1:A:104:ARG:HH12	2:B:80:ILE:O	19	1.82
(1,37)	1:A:104:ARG:HH12	2:B:84:GLN:C	19	1.82
(1,37)	1:A:104:ARG:HH12	2:B:84:GLN:CA	19	1.82
(1,37)	1:A:104:ARG:HH12	2:B:84:GLN:CB	19	1.82
(1,37)	1:A:104:ARG:HH12	2:B:84:GLN:CD	19	1.82
(1,37)	1:A:104:ARG:HH12	2:B:84:GLN:CG	19	1.82
(1,37)	1:A:104:ARG:HH12	2:B:84:GLN:H	19	1.82
(1,37)	1:A:104:ARG:HH12	2:B:84:GLN:HA	19	1.82
(1,37)	1:A:104:ARG:HH12	2:B:84:GLN:HB2	19	1.82
(1,37)	1:A:104:ARG:HH12	2:B:84:GLN:HB3	19	1.82
(1,37)	1:A:104:ARG:HH12	2:B:84:GLN:HE21	19	1.82
(1,37)	1:A:104:ARG:HH12	2:B:84:GLN:HE22	19	1.82
(1,37)	1:A:104:ARG:HH12	2:B:84:GLN:HG2	19	1.82
(1,37)	1:A:104:ARG:HH12	2:B:84:GLN:HG3	19	1.82
(1,37)	1:A:104:ARG:HH12	2:B:84:GLN:N	19	1.82
(1,37)	1:A:104:ARG:HH12	2:B:84:GLN:NE2	19	1.82
(1,37)	1:A:104:ARG:HH12	2:B:84:GLN:O	19	1.82
(1,37)	1:A:104:ARG:HH12	2:B:84:GLN:OE1	19	1.82
(1,37)	1:A:104:ARG:HH12	2:B:97:THR:C	19	1.82
(1,37)	1:A:104:ARG:HH12	2:B:97:THR:CA	19	1.82
(1,37)	1:A:104:ARG:HH12	2:B:97:THR:CB	19	1.82
(1,37)	1:A:104:ARG:HH12	2:B:97:THR:CG2	19	1.82
(1,37)	1:A:104:ARG:HH12	2:B:97:THR:H	19	1.82
(1,37)	1:A:104:ARG:HH12	2:B:97:THR:HA	19	1.82
(1,37)	1:A:104:ARG:HH12	2:B:97:THR:HB	19	1.82
(1,37)	1:A:104:ARG:HH12	2:B:97:THR:HG1	19	1.82
(1,37)	1:A:104:ARG:HH12	2:B:97:THR:HG21	19	1.82
(1,37)	1:A:104:ARG:HH12	2:B:97:THR:HG22	19	1.82
(1,37)	1:A:104:ARG:HH12	2:B:97:THR:HG23	19	1.82
(1,37)	1:A:104:ARG:HH12	2:B:97:THR:N	19	1.82
(1,37)	1:A:104:ARG:HH12	2:B:97:THR:O	19	1.82
(1,37)	1:A:104:ARG:HH12	2:B:97:THR:OG1	19	1.82
(1,37)	1:A:104:ARG:HH12	2:B:99:HIS:C	19	1.82
(1,37)	1:A:104:ARG:HH12	2:B:99:HIS:CA	19	1.82
(1,37)	1:A:104:ARG:HH12	2:B:99:HIS:CB	19	1.82
(1,37)	1:A:104:ARG:HH12	2:B:99:HIS:CD2	19	1.82

*Continued on next page...*

*Continued from previous page...*

Key	Atom-1	Atom-2	Model ID	Violation (Å)
(1,37)	1:A:104:ARG:HH12	2:B:99:HIS:CE1	19	1.82
(1,37)	1:A:104:ARG:HH12	2:B:99:HIS:CG	19	1.82
(1,37)	1:A:104:ARG:HH12	2:B:99:HIS:H	19	1.82
(1,37)	1:A:104:ARG:HH12	2:B:99:HIS:HA	19	1.82
(1,37)	1:A:104:ARG:HH12	2:B:99:HIS:HB2	19	1.82
(1,37)	1:A:104:ARG:HH12	2:B:99:HIS:HB3	19	1.82
(1,37)	1:A:104:ARG:HH12	2:B:99:HIS:HD1	19	1.82
(1,37)	1:A:104:ARG:HH12	2:B:99:HIS:HD2	19	1.82
(1,37)	1:A:104:ARG:HH12	2:B:99:HIS:HE1	19	1.82
(1,37)	1:A:104:ARG:HH12	2:B:99:HIS:HE2	19	1.82
(1,37)	1:A:104:ARG:HH12	2:B:99:HIS:N	19	1.82
(1,37)	1:A:104:ARG:HH12	2:B:99:HIS:ND1	19	1.82
(1,37)	1:A:104:ARG:HH12	2:B:99:HIS:NE2	19	1.82
(1,37)	1:A:104:ARG:HH12	2:B:99:HIS:O	19	1.82
(1,37)	1:A:104:ARG:HH12	2:B:101:VAL:C	19	1.82
(1,37)	1:A:104:ARG:HH12	2:B:101:VAL:CA	19	1.82
(1,37)	1:A:104:ARG:HH12	2:B:101:VAL:CB	19	1.82
(1,37)	1:A:104:ARG:HH12	2:B:101:VAL:CG1	19	1.82
(1,37)	1:A:104:ARG:HH12	2:B:101:VAL:CG2	19	1.82
(1,37)	1:A:104:ARG:HH12	2:B:101:VAL:H	19	1.82
(1,37)	1:A:104:ARG:HH12	2:B:101:VAL:HA	19	1.82
(1,37)	1:A:104:ARG:HH12	2:B:101:VAL:HB	19	1.82
(1,37)	1:A:104:ARG:HH12	2:B:101:VAL:HG11	19	1.82
(1,37)	1:A:104:ARG:HH12	2:B:101:VAL:HG12	19	1.82
(1,37)	1:A:104:ARG:HH12	2:B:101:VAL:HG13	19	1.82
(1,37)	1:A:104:ARG:HH12	2:B:101:VAL:HG21	19	1.82
(1,37)	1:A:104:ARG:HH12	2:B:101:VAL:HG22	19	1.82
(1,37)	1:A:104:ARG:HH12	2:B:101:VAL:HG23	19	1.82
(1,37)	1:A:104:ARG:HH12	2:B:101:VAL:N	19	1.82
(1,37)	1:A:104:ARG:HH12	2:B:101:VAL:O	19	1.82
(1,37)	1:A:104:ARG:HH21	2:B:75:ILE:C	19	1.82
(1,37)	1:A:104:ARG:HH21	2:B:75:ILE:CA	19	1.82
(1,37)	1:A:104:ARG:HH21	2:B:75:ILE:CB	19	1.82
(1,37)	1:A:104:ARG:HH21	2:B:75:ILE:CD1	19	1.82
(1,37)	1:A:104:ARG:HH21	2:B:75:ILE:CG1	19	1.82
(1,37)	1:A:104:ARG:HH21	2:B:75:ILE:CG2	19	1.82
(1,37)	1:A:104:ARG:HH21	2:B:75:ILE:H	19	1.82
(1,37)	1:A:104:ARG:HH21	2:B:75:ILE:HA	19	1.82
(1,37)	1:A:104:ARG:HH21	2:B:75:ILE:HB	19	1.82
(1,37)	1:A:104:ARG:HH21	2:B:75:ILE:HD11	19	1.82
(1,37)	1:A:104:ARG:HH21	2:B:75:ILE:HD12	19	1.82
(1,37)	1:A:104:ARG:HH21	2:B:75:ILE:HD13	19	1.82

*Continued on next page...*



*Continued from previous page...*

Key	Atom-1	Atom-2	Model ID	Violation (Å)
(1,37)	1:A:104:ARG:HH21	2:B:75:ILE:HG12	19	1.82
(1,37)	1:A:104:ARG:HH21	2:B:75:ILE:HG13	19	1.82
(1,37)	1:A:104:ARG:HH21	2:B:75:ILE:HG21	19	1.82
(1,37)	1:A:104:ARG:HH21	2:B:75:ILE:HG22	19	1.82
(1,37)	1:A:104:ARG:HH21	2:B:75:ILE:HG23	19	1.82
(1,37)	1:A:104:ARG:HH21	2:B:75:ILE:N	19	1.82
(1,37)	1:A:104:ARG:HH21	2:B:75:ILE:O	19	1.82
(1,37)	1:A:104:ARG:HH21	2:B:77:ALA:C	19	1.82
(1,37)	1:A:104:ARG:HH21	2:B:77:ALA:CA	19	1.82
(1,37)	1:A:104:ARG:HH21	2:B:77:ALA:CB	19	1.82
(1,37)	1:A:104:ARG:HH21	2:B:77:ALA:H	19	1.82
(1,37)	1:A:104:ARG:HH21	2:B:77:ALA:HA	19	1.82
(1,37)	1:A:104:ARG:HH21	2:B:77:ALA:HB1	19	1.82
(1,37)	1:A:104:ARG:HH21	2:B:77:ALA:HB2	19	1.82
(1,37)	1:A:104:ARG:HH21	2:B:77:ALA:HB3	19	1.82
(1,37)	1:A:104:ARG:HH21	2:B:77:ALA:N	19	1.82
(1,37)	1:A:104:ARG:HH21	2:B:77:ALA:O	19	1.82
(1,37)	1:A:104:ARG:HH21	2:B:78:GLY:C	19	1.82
(1,37)	1:A:104:ARG:HH21	2:B:78:GLY:CA	19	1.82
(1,37)	1:A:104:ARG:HH21	2:B:78:GLY:H	19	1.82
(1,37)	1:A:104:ARG:HH21	2:B:78:GLY:HA2	19	1.82
(1,37)	1:A:104:ARG:HH21	2:B:78:GLY:HA3	19	1.82
(1,37)	1:A:104:ARG:HH21	2:B:78:GLY:N	19	1.82
(1,37)	1:A:104:ARG:HH21	2:B:78:GLY:O	19	1.82
(1,37)	1:A:104:ARG:HH21	2:B:79:LYS:C	19	1.82
(1,37)	1:A:104:ARG:HH21	2:B:79:LYS:CA	19	1.82
(1,37)	1:A:104:ARG:HH21	2:B:79:LYS:CB	19	1.82
(1,37)	1:A:104:ARG:HH21	2:B:79:LYS:CD	19	1.82
(1,37)	1:A:104:ARG:HH21	2:B:79:LYS:CE	19	1.82
(1,37)	1:A:104:ARG:HH21	2:B:79:LYS:CG	19	1.82
(1,37)	1:A:104:ARG:HH21	2:B:79:LYS:H	19	1.82
(1,37)	1:A:104:ARG:HH21	2:B:79:LYS:HA	19	1.82
(1,37)	1:A:104:ARG:HH21	2:B:79:LYS:HB2	19	1.82
(1,37)	1:A:104:ARG:HH21	2:B:79:LYS:HB3	19	1.82
(1,37)	1:A:104:ARG:HH21	2:B:79:LYS:HD2	19	1.82
(1,37)	1:A:104:ARG:HH21	2:B:79:LYS:HD3	19	1.82
(1,37)	1:A:104:ARG:HH21	2:B:79:LYS:HE2	19	1.82
(1,37)	1:A:104:ARG:HH21	2:B:79:LYS:HE3	19	1.82
(1,37)	1:A:104:ARG:HH21	2:B:79:LYS:HG2	19	1.82
(1,37)	1:A:104:ARG:HH21	2:B:79:LYS:HG3	19	1.82
(1,37)	1:A:104:ARG:HH21	2:B:79:LYS:HZ1	19	1.82
(1,37)	1:A:104:ARG:HH21	2:B:79:LYS:HZ2	19	1.82

*Continued on next page...*

*Continued from previous page...*

Key	Atom-1	Atom-2	Model ID	Violation (Å)
(1,37)	1:A:104:ARG:HH21	2:B:79:LYS:HZ3	19	1.82
(1,37)	1:A:104:ARG:HH21	2:B:79:LYS:N	19	1.82
(1,37)	1:A:104:ARG:HH21	2:B:79:LYS:NZ	19	1.82
(1,37)	1:A:104:ARG:HH21	2:B:79:LYS:O	19	1.82
(1,37)	1:A:104:ARG:HH21	2:B:80:ILE:C	19	1.82
(1,37)	1:A:104:ARG:HH21	2:B:80:ILE:CA	19	1.82
(1,37)	1:A:104:ARG:HH21	2:B:80:ILE:CB	19	1.82
(1,37)	1:A:104:ARG:HH21	2:B:80:ILE:CD1	19	1.82
(1,37)	1:A:104:ARG:HH21	2:B:80:ILE:CG1	19	1.82
(1,37)	1:A:104:ARG:HH21	2:B:80:ILE:CG2	19	1.82
(1,37)	1:A:104:ARG:HH21	2:B:80:ILE:H	19	1.82
(1,37)	1:A:104:ARG:HH21	2:B:80:ILE:HA	19	1.82
(1,37)	1:A:104:ARG:HH21	2:B:80:ILE:HB	19	1.82
(1,37)	1:A:104:ARG:HH21	2:B:80:ILE:HD11	19	1.82
(1,37)	1:A:104:ARG:HH21	2:B:80:ILE:HD12	19	1.82
(1,37)	1:A:104:ARG:HH21	2:B:80:ILE:HD13	19	1.82
(1,37)	1:A:104:ARG:HH21	2:B:80:ILE:HG12	19	1.82
(1,37)	1:A:104:ARG:HH21	2:B:80:ILE:HG13	19	1.82
(1,37)	1:A:104:ARG:HH21	2:B:80:ILE:HG21	19	1.82
(1,37)	1:A:104:ARG:HH21	2:B:80:ILE:HG22	19	1.82
(1,37)	1:A:104:ARG:HH21	2:B:80:ILE:HG23	19	1.82
(1,37)	1:A:104:ARG:HH21	2:B:80:ILE:N	19	1.82
(1,37)	1:A:104:ARG:HH21	2:B:80:ILE:O	19	1.82
(1,37)	1:A:104:ARG:HH21	2:B:84:GLN:C	19	1.82
(1,37)	1:A:104:ARG:HH21	2:B:84:GLN:CA	19	1.82
(1,37)	1:A:104:ARG:HH21	2:B:84:GLN:CB	19	1.82
(1,37)	1:A:104:ARG:HH21	2:B:84:GLN:CD	19	1.82
(1,37)	1:A:104:ARG:HH21	2:B:84:GLN:CG	19	1.82
(1,37)	1:A:104:ARG:HH21	2:B:84:GLN:H	19	1.82
(1,37)	1:A:104:ARG:HH21	2:B:84:GLN:HA	19	1.82
(1,37)	1:A:104:ARG:HH21	2:B:84:GLN:HB2	19	1.82
(1,37)	1:A:104:ARG:HH21	2:B:84:GLN:HB3	19	1.82
(1,37)	1:A:104:ARG:HH21	2:B:84:GLN:HE21	19	1.82
(1,37)	1:A:104:ARG:HH21	2:B:84:GLN:HE22	19	1.82
(1,37)	1:A:104:ARG:HH21	2:B:84:GLN:HG2	19	1.82
(1,37)	1:A:104:ARG:HH21	2:B:84:GLN:HG3	19	1.82
(1,37)	1:A:104:ARG:HH21	2:B:84:GLN:N	19	1.82
(1,37)	1:A:104:ARG:HH21	2:B:84:GLN:NE2	19	1.82
(1,37)	1:A:104:ARG:HH21	2:B:84:GLN:O	19	1.82
(1,37)	1:A:104:ARG:HH21	2:B:84:GLN:OE1	19	1.82
(1,37)	1:A:104:ARG:HH21	2:B:97:THR:C	19	1.82
(1,37)	1:A:104:ARG:HH21	2:B:97:THR:CA	19	1.82

*Continued on next page...*

*Continued from previous page...*

Key	Atom-1	Atom-2	Model ID	Violation (Å)
(1,37)	1:A:104:ARG:HH21	2:B:97:THR:CB	19	1.82
(1,37)	1:A:104:ARG:HH21	2:B:97:THR:CG2	19	1.82
(1,37)	1:A:104:ARG:HH21	2:B:97:THR:H	19	1.82
(1,37)	1:A:104:ARG:HH21	2:B:97:THR:HA	19	1.82
(1,37)	1:A:104:ARG:HH21	2:B:97:THR:HB	19	1.82
(1,37)	1:A:104:ARG:HH21	2:B:97:THR:HG1	19	1.82
(1,37)	1:A:104:ARG:HH21	2:B:97:THR:HG21	19	1.82
(1,37)	1:A:104:ARG:HH21	2:B:97:THR:HG22	19	1.82
(1,37)	1:A:104:ARG:HH21	2:B:97:THR:HG23	19	1.82
(1,37)	1:A:104:ARG:HH21	2:B:97:THR:N	19	1.82
(1,37)	1:A:104:ARG:HH21	2:B:97:THR:O	19	1.82
(1,37)	1:A:104:ARG:HH21	2:B:97:THR:OG1	19	1.82
(1,37)	1:A:104:ARG:HH21	2:B:99:HIS:C	19	1.82
(1,37)	1:A:104:ARG:HH21	2:B:99:HIS:CA	19	1.82
(1,37)	1:A:104:ARG:HH21	2:B:99:HIS:CB	19	1.82
(1,37)	1:A:104:ARG:HH21	2:B:99:HIS:CD2	19	1.82
(1,37)	1:A:104:ARG:HH21	2:B:99:HIS:CE1	19	1.82
(1,37)	1:A:104:ARG:HH21	2:B:99:HIS:CG	19	1.82
(1,37)	1:A:104:ARG:HH21	2:B:99:HIS:H	19	1.82
(1,37)	1:A:104:ARG:HH21	2:B:99:HIS:HA	19	1.82
(1,37)	1:A:104:ARG:HH21	2:B:99:HIS:HB2	19	1.82
(1,37)	1:A:104:ARG:HH21	2:B:99:HIS:HB3	19	1.82
(1,37)	1:A:104:ARG:HH21	2:B:99:HIS:HD1	19	1.82
(1,37)	1:A:104:ARG:HH21	2:B:99:HIS:HD2	19	1.82
(1,37)	1:A:104:ARG:HH21	2:B:99:HIS:HE1	19	1.82
(1,37)	1:A:104:ARG:HH21	2:B:99:HIS:HE2	19	1.82
(1,37)	1:A:104:ARG:HH21	2:B:99:HIS:N	19	1.82
(1,37)	1:A:104:ARG:HH21	2:B:99:HIS:ND1	19	1.82
(1,37)	1:A:104:ARG:HH21	2:B:99:HIS:NE2	19	1.82
(1,37)	1:A:104:ARG:HH21	2:B:99:HIS:O	19	1.82
(1,37)	1:A:104:ARG:HH21	2:B:101:VAL:C	19	1.82
(1,37)	1:A:104:ARG:HH21	2:B:101:VAL:CA	19	1.82
(1,37)	1:A:104:ARG:HH21	2:B:101:VAL:CB	19	1.82
(1,37)	1:A:104:ARG:HH21	2:B:101:VAL:CG1	19	1.82
(1,37)	1:A:104:ARG:HH21	2:B:101:VAL:CG2	19	1.82
(1,37)	1:A:104:ARG:HH21	2:B:101:VAL:H	19	1.82
(1,37)	1:A:104:ARG:HH21	2:B:101:VAL:HA	19	1.82
(1,37)	1:A:104:ARG:HH21	2:B:101:VAL:HB	19	1.82
(1,37)	1:A:104:ARG:HH21	2:B:101:VAL:HG11	19	1.82
(1,37)	1:A:104:ARG:HH21	2:B:101:VAL:HG12	19	1.82
(1,37)	1:A:104:ARG:HH21	2:B:101:VAL:HG13	19	1.82
(1,37)	1:A:104:ARG:HH21	2:B:101:VAL:HG21	19	1.82

*Continued on next page...*

*Continued from previous page...*

Key	Atom-1	Atom-2	Model ID	Violation (Å)
(1,37)	1:A:104:ARG:HH21	2:B:101:VAL:HG22	19	1.82
(1,37)	1:A:104:ARG:HH21	2:B:101:VAL:HG23	19	1.82
(1,37)	1:A:104:ARG:HH21	2:B:101:VAL:N	19	1.82
(1,37)	1:A:104:ARG:HH21	2:B:101:VAL:O	19	1.82
(1,37)	1:A:104:ARG:HH22	2:B:75:ILE:C	19	1.82
(1,37)	1:A:104:ARG:HH22	2:B:75:ILE:CA	19	1.82
(1,37)	1:A:104:ARG:HH22	2:B:75:ILE:CB	19	1.82
(1,37)	1:A:104:ARG:HH22	2:B:75:ILE:CD1	19	1.82
(1,37)	1:A:104:ARG:HH22	2:B:75:ILE:CG1	19	1.82
(1,37)	1:A:104:ARG:HH22	2:B:75:ILE:CG2	19	1.82
(1,37)	1:A:104:ARG:HH22	2:B:75:ILE:H	19	1.82
(1,37)	1:A:104:ARG:HH22	2:B:75:ILE:HA	19	1.82
(1,37)	1:A:104:ARG:HH22	2:B:75:ILE:HB	19	1.82
(1,37)	1:A:104:ARG:HH22	2:B:75:ILE:HD11	19	1.82
(1,37)	1:A:104:ARG:HH22	2:B:75:ILE:HD12	19	1.82
(1,37)	1:A:104:ARG:HH22	2:B:75:ILE:HD13	19	1.82
(1,37)	1:A:104:ARG:HH22	2:B:75:ILE:HG12	19	1.82
(1,37)	1:A:104:ARG:HH22	2:B:75:ILE:HG13	19	1.82
(1,37)	1:A:104:ARG:HH22	2:B:75:ILE:HG21	19	1.82
(1,37)	1:A:104:ARG:HH22	2:B:75:ILE:HG22	19	1.82
(1,37)	1:A:104:ARG:HH22	2:B:75:ILE:HG23	19	1.82
(1,37)	1:A:104:ARG:HH22	2:B:75:ILE:N	19	1.82
(1,37)	1:A:104:ARG:HH22	2:B:75:ILE:O	19	1.82
(1,37)	1:A:104:ARG:HH22	2:B:77:ALA:C	19	1.82
(1,37)	1:A:104:ARG:HH22	2:B:77:ALA:CA	19	1.82
(1,37)	1:A:104:ARG:HH22	2:B:77:ALA:CB	19	1.82
(1,37)	1:A:104:ARG:HH22	2:B:77:ALA:H	19	1.82
(1,37)	1:A:104:ARG:HH22	2:B:77:ALA:HA	19	1.82
(1,37)	1:A:104:ARG:HH22	2:B:77:ALA:HB1	19	1.82
(1,37)	1:A:104:ARG:HH22	2:B:77:ALA:HB2	19	1.82
(1,37)	1:A:104:ARG:HH22	2:B:77:ALA:HB3	19	1.82
(1,37)	1:A:104:ARG:HH22	2:B:77:ALA:N	19	1.82
(1,37)	1:A:104:ARG:HH22	2:B:77:ALA:O	19	1.82
(1,37)	1:A:104:ARG:HH22	2:B:78:GLY:C	19	1.82
(1,37)	1:A:104:ARG:HH22	2:B:78:GLY:CA	19	1.82
(1,37)	1:A:104:ARG:HH22	2:B:78:GLY:H	19	1.82
(1,37)	1:A:104:ARG:HH22	2:B:78:GLY:HA2	19	1.82
(1,37)	1:A:104:ARG:HH22	2:B:78:GLY:HA3	19	1.82
(1,37)	1:A:104:ARG:HH22	2:B:78:GLY:N	19	1.82
(1,37)	1:A:104:ARG:HH22	2:B:78:GLY:O	19	1.82
(1,37)	1:A:104:ARG:HH22	2:B:79:LYS:C	19	1.82
(1,37)	1:A:104:ARG:HH22	2:B:79:LYS:CA	19	1.82

*Continued on next page...*

*Continued from previous page...*

Key	Atom-1	Atom-2	Model ID	Violation (Å)
(1,37)	1:A:104:ARG:HH22	2:B:79:LYS:CB	19	1.82
(1,37)	1:A:104:ARG:HH22	2:B:79:LYS:CD	19	1.82
(1,37)	1:A:104:ARG:HH22	2:B:79:LYS:CE	19	1.82
(1,37)	1:A:104:ARG:HH22	2:B:79:LYS:CG	19	1.82
(1,37)	1:A:104:ARG:HH22	2:B:79:LYS:H	19	1.82
(1,37)	1:A:104:ARG:HH22	2:B:79:LYS:HA	19	1.82
(1,37)	1:A:104:ARG:HH22	2:B:79:LYS:HB2	19	1.82
(1,37)	1:A:104:ARG:HH22	2:B:79:LYS:HB3	19	1.82
(1,37)	1:A:104:ARG:HH22	2:B:79:LYS:HD2	19	1.82
(1,37)	1:A:104:ARG:HH22	2:B:79:LYS:HD3	19	1.82
(1,37)	1:A:104:ARG:HH22	2:B:79:LYS:HE2	19	1.82
(1,37)	1:A:104:ARG:HH22	2:B:79:LYS:HE3	19	1.82
(1,37)	1:A:104:ARG:HH22	2:B:79:LYS:HG2	19	1.82
(1,37)	1:A:104:ARG:HH22	2:B:79:LYS:HG3	19	1.82
(1,37)	1:A:104:ARG:HH22	2:B:79:LYS:HZ1	19	1.82
(1,37)	1:A:104:ARG:HH22	2:B:79:LYS:HZ2	19	1.82
(1,37)	1:A:104:ARG:HH22	2:B:79:LYS:HZ3	19	1.82
(1,37)	1:A:104:ARG:HH22	2:B:79:LYS:N	19	1.82
(1,37)	1:A:104:ARG:HH22	2:B:79:LYS:NZ	19	1.82
(1,37)	1:A:104:ARG:HH22	2:B:79:LYS:O	19	1.82
(1,37)	1:A:104:ARG:HH22	2:B:80:ILE:C	19	1.82
(1,37)	1:A:104:ARG:HH22	2:B:80:ILE:CA	19	1.82
(1,37)	1:A:104:ARG:HH22	2:B:80:ILE:CB	19	1.82
(1,37)	1:A:104:ARG:HH22	2:B:80:ILE:CD1	19	1.82
(1,37)	1:A:104:ARG:HH22	2:B:80:ILE:CG1	19	1.82
(1,37)	1:A:104:ARG:HH22	2:B:80:ILE:CG2	19	1.82
(1,37)	1:A:104:ARG:HH22	2:B:80:ILE:H	19	1.82
(1,37)	1:A:104:ARG:HH22	2:B:80:ILE:HA	19	1.82
(1,37)	1:A:104:ARG:HH22	2:B:80:ILE:HB	19	1.82
(1,37)	1:A:104:ARG:HH22	2:B:80:ILE:HD11	19	1.82
(1,37)	1:A:104:ARG:HH22	2:B:80:ILE:HD12	19	1.82
(1,37)	1:A:104:ARG:HH22	2:B:80:ILE:HD13	19	1.82
(1,37)	1:A:104:ARG:HH22	2:B:80:ILE:HG12	19	1.82
(1,37)	1:A:104:ARG:HH22	2:B:80:ILE:HG13	19	1.82
(1,37)	1:A:104:ARG:HH22	2:B:80:ILE:HG21	19	1.82
(1,37)	1:A:104:ARG:HH22	2:B:80:ILE:HG22	19	1.82
(1,37)	1:A:104:ARG:HH22	2:B:80:ILE:HG23	19	1.82
(1,37)	1:A:104:ARG:HH22	2:B:80:ILE:N	19	1.82
(1,37)	1:A:104:ARG:HH22	2:B:80:ILE:O	19	1.82
(1,37)	1:A:104:ARG:HH22	2:B:84:GLN:C	19	1.82
(1,37)	1:A:104:ARG:HH22	2:B:84:GLN:CA	19	1.82
(1,37)	1:A:104:ARG:HH22	2:B:84:GLN:CB	19	1.82

*Continued on next page...*

*Continued from previous page...*

Key	Atom-1	Atom-2	Model ID	Violation (Å)
(1,37)	1:A:104:ARG:HH22	2:B:84:GLN:CD	19	1.82
(1,37)	1:A:104:ARG:HH22	2:B:84:GLN:CG	19	1.82
(1,37)	1:A:104:ARG:HH22	2:B:84:GLN:H	19	1.82
(1,37)	1:A:104:ARG:HH22	2:B:84:GLN:HA	19	1.82
(1,37)	1:A:104:ARG:HH22	2:B:84:GLN:HB2	19	1.82
(1,37)	1:A:104:ARG:HH22	2:B:84:GLN:HB3	19	1.82
(1,37)	1:A:104:ARG:HH22	2:B:84:GLN:HE21	19	1.82
(1,37)	1:A:104:ARG:HH22	2:B:84:GLN:HE22	19	1.82
(1,37)	1:A:104:ARG:HH22	2:B:84:GLN:HG2	19	1.82
(1,37)	1:A:104:ARG:HH22	2:B:84:GLN:HG3	19	1.82
(1,37)	1:A:104:ARG:HH22	2:B:84:GLN:N	19	1.82
(1,37)	1:A:104:ARG:HH22	2:B:84:GLN:NE2	19	1.82
(1,37)	1:A:104:ARG:HH22	2:B:84:GLN:O	19	1.82
(1,37)	1:A:104:ARG:HH22	2:B:84:GLN:OE1	19	1.82
(1,37)	1:A:104:ARG:HH22	2:B:97:THR:C	19	1.82
(1,37)	1:A:104:ARG:HH22	2:B:97:THR:CA	19	1.82
(1,37)	1:A:104:ARG:HH22	2:B:97:THR:CB	19	1.82
(1,37)	1:A:104:ARG:HH22	2:B:97:THR:CG2	19	1.82
(1,37)	1:A:104:ARG:HH22	2:B:97:THR:H	19	1.82
(1,37)	1:A:104:ARG:HH22	2:B:97:THR:HA	19	1.82
(1,37)	1:A:104:ARG:HH22	2:B:97:THR:HB	19	1.82
(1,37)	1:A:104:ARG:HH22	2:B:97:THR:HG1	19	1.82
(1,37)	1:A:104:ARG:HH22	2:B:97:THR:HG21	19	1.82
(1,37)	1:A:104:ARG:HH22	2:B:97:THR:HG22	19	1.82
(1,37)	1:A:104:ARG:HH22	2:B:97:THR:HG23	19	1.82
(1,37)	1:A:104:ARG:HH22	2:B:97:THR:N	19	1.82
(1,37)	1:A:104:ARG:HH22	2:B:97:THR:O	19	1.82
(1,37)	1:A:104:ARG:HH22	2:B:97:THR:OG1	19	1.82
(1,37)	1:A:104:ARG:HH22	2:B:99:HIS:C	19	1.82
(1,37)	1:A:104:ARG:HH22	2:B:99:HIS:CA	19	1.82
(1,37)	1:A:104:ARG:HH22	2:B:99:HIS:CB	19	1.82
(1,37)	1:A:104:ARG:HH22	2:B:99:HIS:CD2	19	1.82
(1,37)	1:A:104:ARG:HH22	2:B:99:HIS:CE1	19	1.82
(1,37)	1:A:104:ARG:HH22	2:B:99:HIS:CG	19	1.82
(1,37)	1:A:104:ARG:HH22	2:B:99:HIS:H	19	1.82
(1,37)	1:A:104:ARG:HH22	2:B:99:HIS:HA	19	1.82
(1,37)	1:A:104:ARG:HH22	2:B:99:HIS:HB2	19	1.82
(1,37)	1:A:104:ARG:HH22	2:B:99:HIS:HB3	19	1.82
(1,37)	1:A:104:ARG:HH22	2:B:99:HIS:HD1	19	1.82
(1,37)	1:A:104:ARG:HH22	2:B:99:HIS:HD2	19	1.82
(1,37)	1:A:104:ARG:HH22	2:B:99:HIS:HE1	19	1.82
(1,37)	1:A:104:ARG:HH22	2:B:99:HIS:HE2	19	1.82

*Continued on next page...*

*Continued from previous page...*

Key	Atom-1	Atom-2	Model ID	Violation (Å)
(1,37)	1:A:104:ARG:HH22	2:B:99:HIS:N	19	1.82
(1,37)	1:A:104:ARG:HH22	2:B:99:HIS:ND1	19	1.82
(1,37)	1:A:104:ARG:HH22	2:B:99:HIS:NE2	19	1.82
(1,37)	1:A:104:ARG:HH22	2:B:99:HIS:O	19	1.82
(1,37)	1:A:104:ARG:HH22	2:B:101:VAL:C	19	1.82
(1,37)	1:A:104:ARG:HH22	2:B:101:VAL:CA	19	1.82
(1,37)	1:A:104:ARG:HH22	2:B:101:VAL:CB	19	1.82
(1,37)	1:A:104:ARG:HH22	2:B:101:VAL:CG1	19	1.82
(1,37)	1:A:104:ARG:HH22	2:B:101:VAL:CG2	19	1.82
(1,37)	1:A:104:ARG:HH22	2:B:101:VAL:H	19	1.82
(1,37)	1:A:104:ARG:HH22	2:B:101:VAL:HA	19	1.82
(1,37)	1:A:104:ARG:HH22	2:B:101:VAL:HB	19	1.82
(1,37)	1:A:104:ARG:HH22	2:B:101:VAL:HG11	19	1.82
(1,37)	1:A:104:ARG:HH22	2:B:101:VAL:HG12	19	1.82
(1,37)	1:A:104:ARG:HH22	2:B:101:VAL:HG13	19	1.82
(1,37)	1:A:104:ARG:HH22	2:B:101:VAL:HG21	19	1.82
(1,37)	1:A:104:ARG:HH22	2:B:101:VAL:HG22	19	1.82
(1,37)	1:A:104:ARG:HH22	2:B:101:VAL:HG23	19	1.82
(1,37)	1:A:104:ARG:HH22	2:B:101:VAL:N	19	1.82
(1,37)	1:A:104:ARG:HH22	2:B:101:VAL:O	19	1.82
(1,37)	1:A:104:ARG:N	2:B:75:ILE:C	19	1.82
(1,37)	1:A:104:ARG:N	2:B:75:ILE:CA	19	1.82
(1,37)	1:A:104:ARG:N	2:B:75:ILE:CB	19	1.82
(1,37)	1:A:104:ARG:N	2:B:75:ILE:CD1	19	1.82
(1,37)	1:A:104:ARG:N	2:B:75:ILE:CG1	19	1.82
(1,37)	1:A:104:ARG:N	2:B:75:ILE:CG2	19	1.82
(1,37)	1:A:104:ARG:N	2:B:75:ILE:H	19	1.82
(1,37)	1:A:104:ARG:N	2:B:75:ILE:HA	19	1.82
(1,37)	1:A:104:ARG:N	2:B:75:ILE:HB	19	1.82
(1,37)	1:A:104:ARG:N	2:B:75:ILE:HD11	19	1.82
(1,37)	1:A:104:ARG:N	2:B:75:ILE:HD12	19	1.82
(1,37)	1:A:104:ARG:N	2:B:75:ILE:HD13	19	1.82
(1,37)	1:A:104:ARG:N	2:B:75:ILE:HG12	19	1.82
(1,37)	1:A:104:ARG:N	2:B:75:ILE:HG13	19	1.82
(1,37)	1:A:104:ARG:N	2:B:75:ILE:HG21	19	1.82
(1,37)	1:A:104:ARG:N	2:B:75:ILE:HG22	19	1.82
(1,37)	1:A:104:ARG:N	2:B:75:ILE:HG23	19	1.82
(1,37)	1:A:104:ARG:N	2:B:75:ILE:N	19	1.82
(1,37)	1:A:104:ARG:N	2:B:75:ILE:O	19	1.82
(1,37)	1:A:104:ARG:N	2:B:77:ALA:C	19	1.82
(1,37)	1:A:104:ARG:N	2:B:77:ALA:CA	19	1.82
(1,37)	1:A:104:ARG:N	2:B:77:ALA:CB	19	1.82

*Continued on next page...*

*Continued from previous page...*

Key	Atom-1	Atom-2	Model ID	Violation (Å)
(1,37)	1:A:104:ARG:N	2:B:77:ALA:H	19	1.82
(1,37)	1:A:104:ARG:N	2:B:77:ALA:HA	19	1.82
(1,37)	1:A:104:ARG:N	2:B:77:ALA:HB1	19	1.82
(1,37)	1:A:104:ARG:N	2:B:77:ALA:HB2	19	1.82
(1,37)	1:A:104:ARG:N	2:B:77:ALA:HB3	19	1.82
(1,37)	1:A:104:ARG:N	2:B:77:ALA:N	19	1.82
(1,37)	1:A:104:ARG:N	2:B:77:ALA:O	19	1.82
(1,37)	1:A:104:ARG:N	2:B:78:GLY:C	19	1.82
(1,37)	1:A:104:ARG:N	2:B:78:GLY:CA	19	1.82
(1,37)	1:A:104:ARG:N	2:B:78:GLY:H	19	1.82
(1,37)	1:A:104:ARG:N	2:B:78:GLY:HA2	19	1.82
(1,37)	1:A:104:ARG:N	2:B:78:GLY:HA3	19	1.82
(1,37)	1:A:104:ARG:N	2:B:78:GLY:N	19	1.82
(1,37)	1:A:104:ARG:N	2:B:78:GLY:O	19	1.82
(1,37)	1:A:104:ARG:N	2:B:79:LYS:C	19	1.82
(1,37)	1:A:104:ARG:N	2:B:79:LYS:CA	19	1.82
(1,37)	1:A:104:ARG:N	2:B:79:LYS:CB	19	1.82
(1,37)	1:A:104:ARG:N	2:B:79:LYS:CD	19	1.82
(1,37)	1:A:104:ARG:N	2:B:79:LYS:CE	19	1.82
(1,37)	1:A:104:ARG:N	2:B:79:LYS:CG	19	1.82
(1,37)	1:A:104:ARG:N	2:B:79:LYS:H	19	1.82
(1,37)	1:A:104:ARG:N	2:B:79:LYS:HA	19	1.82
(1,37)	1:A:104:ARG:N	2:B:79:LYS:HB2	19	1.82
(1,37)	1:A:104:ARG:N	2:B:79:LYS:HB3	19	1.82
(1,37)	1:A:104:ARG:N	2:B:79:LYS:HD2	19	1.82
(1,37)	1:A:104:ARG:N	2:B:79:LYS:HD3	19	1.82
(1,37)	1:A:104:ARG:N	2:B:79:LYS:HE2	19	1.82
(1,37)	1:A:104:ARG:N	2:B:79:LYS:HE3	19	1.82
(1,37)	1:A:104:ARG:N	2:B:79:LYS:HG2	19	1.82
(1,37)	1:A:104:ARG:N	2:B:79:LYS:HG3	19	1.82
(1,37)	1:A:104:ARG:N	2:B:79:LYS:HZ1	19	1.82
(1,37)	1:A:104:ARG:N	2:B:79:LYS:HZ2	19	1.82
(1,37)	1:A:104:ARG:N	2:B:79:LYS:HZ3	19	1.82
(1,37)	1:A:104:ARG:N	2:B:79:LYS:N	19	1.82
(1,37)	1:A:104:ARG:N	2:B:79:LYS:NZ	19	1.82
(1,37)	1:A:104:ARG:N	2:B:79:LYS:O	19	1.82
(1,37)	1:A:104:ARG:N	2:B:80:ILE:C	19	1.82
(1,37)	1:A:104:ARG:N	2:B:80:ILE:CA	19	1.82
(1,37)	1:A:104:ARG:N	2:B:80:ILE:CB	19	1.82
(1,37)	1:A:104:ARG:N	2:B:80:ILE:CD1	19	1.82
(1,37)	1:A:104:ARG:N	2:B:80:ILE:CG1	19	1.82
(1,37)	1:A:104:ARG:N	2:B:80:ILE:CG2	19	1.82

*Continued on next page...*



*Continued from previous page...*

Key	Atom-1	Atom-2	Model ID	Violation (Å)
(1,37)	1:A:104:ARG:N	2:B:80:ILE:H	19	1.82
(1,37)	1:A:104:ARG:N	2:B:80:ILE:HA	19	1.82
(1,37)	1:A:104:ARG:N	2:B:80:ILE:HB	19	1.82
(1,37)	1:A:104:ARG:N	2:B:80:ILE:HD11	19	1.82
(1,37)	1:A:104:ARG:N	2:B:80:ILE:HD12	19	1.82
(1,37)	1:A:104:ARG:N	2:B:80:ILE:HD13	19	1.82
(1,37)	1:A:104:ARG:N	2:B:80:ILE:HG12	19	1.82
(1,37)	1:A:104:ARG:N	2:B:80:ILE:HG13	19	1.82
(1,37)	1:A:104:ARG:N	2:B:80:ILE:HG21	19	1.82
(1,37)	1:A:104:ARG:N	2:B:80:ILE:HG22	19	1.82
(1,37)	1:A:104:ARG:N	2:B:80:ILE:HG23	19	1.82
(1,37)	1:A:104:ARG:N	2:B:80:ILE:N	19	1.82
(1,37)	1:A:104:ARG:N	2:B:80:ILE:O	19	1.82
(1,37)	1:A:104:ARG:N	2:B:84:GLN:C	19	1.82
(1,37)	1:A:104:ARG:N	2:B:84:GLN:CA	19	1.82
(1,37)	1:A:104:ARG:N	2:B:84:GLN:CB	19	1.82
(1,37)	1:A:104:ARG:N	2:B:84:GLN:CD	19	1.82
(1,37)	1:A:104:ARG:N	2:B:84:GLN:CG	19	1.82
(1,37)	1:A:104:ARG:N	2:B:84:GLN:H	19	1.82
(1,37)	1:A:104:ARG:N	2:B:84:GLN:HA	19	1.82
(1,37)	1:A:104:ARG:N	2:B:84:GLN:HB2	19	1.82
(1,37)	1:A:104:ARG:N	2:B:84:GLN:HB3	19	1.82
(1,37)	1:A:104:ARG:N	2:B:84:GLN:HE21	19	1.82
(1,37)	1:A:104:ARG:N	2:B:84:GLN:HE22	19	1.82
(1,37)	1:A:104:ARG:N	2:B:84:GLN:HG2	19	1.82
(1,37)	1:A:104:ARG:N	2:B:84:GLN:HG3	19	1.82
(1,37)	1:A:104:ARG:N	2:B:84:GLN:N	19	1.82
(1,37)	1:A:104:ARG:N	2:B:84:GLN:NE2	19	1.82
(1,37)	1:A:104:ARG:N	2:B:84:GLN:O	19	1.82
(1,37)	1:A:104:ARG:N	2:B:84:GLN:OE1	19	1.82
(1,37)	1:A:104:ARG:N	2:B:97:THR:C	19	1.82
(1,37)	1:A:104:ARG:N	2:B:97:THR:CA	19	1.82
(1,37)	1:A:104:ARG:N	2:B:97:THR:CB	19	1.82
(1,37)	1:A:104:ARG:N	2:B:97:THR:CG2	19	1.82
(1,37)	1:A:104:ARG:N	2:B:97:THR:H	19	1.82
(1,37)	1:A:104:ARG:N	2:B:97:THR:HA	19	1.82
(1,37)	1:A:104:ARG:N	2:B:97:THR:HB	19	1.82
(1,37)	1:A:104:ARG:N	2:B:97:THR:HG1	19	1.82
(1,37)	1:A:104:ARG:N	2:B:97:THR:HG21	19	1.82
(1,37)	1:A:104:ARG:N	2:B:97:THR:HG22	19	1.82
(1,37)	1:A:104:ARG:N	2:B:97:THR:HG23	19	1.82
(1,37)	1:A:104:ARG:N	2:B:97:THR:N	19	1.82

*Continued on next page...*

*Continued from previous page...*

Key	Atom-1	Atom-2	Model ID	Violation (Å)
(1,37)	1:A:104:ARG:N	2:B:97:THR:O	19	1.82
(1,37)	1:A:104:ARG:N	2:B:97:THR:OG1	19	1.82
(1,37)	1:A:104:ARG:N	2:B:99:HIS:C	19	1.82
(1,37)	1:A:104:ARG:N	2:B:99:HIS:CA	19	1.82
(1,37)	1:A:104:ARG:N	2:B:99:HIS:CB	19	1.82
(1,37)	1:A:104:ARG:N	2:B:99:HIS:CD2	19	1.82
(1,37)	1:A:104:ARG:N	2:B:99:HIS:CE1	19	1.82
(1,37)	1:A:104:ARG:N	2:B:99:HIS:CG	19	1.82
(1,37)	1:A:104:ARG:N	2:B:99:HIS:H	19	1.82
(1,37)	1:A:104:ARG:N	2:B:99:HIS:HA	19	1.82
(1,37)	1:A:104:ARG:N	2:B:99:HIS:HB2	19	1.82
(1,37)	1:A:104:ARG:N	2:B:99:HIS:HB3	19	1.82
(1,37)	1:A:104:ARG:N	2:B:99:HIS:HD1	19	1.82
(1,37)	1:A:104:ARG:N	2:B:99:HIS:HD2	19	1.82
(1,37)	1:A:104:ARG:N	2:B:99:HIS:HE1	19	1.82
(1,37)	1:A:104:ARG:N	2:B:99:HIS:HE2	19	1.82
(1,37)	1:A:104:ARG:N	2:B:99:HIS:N	19	1.82
(1,37)	1:A:104:ARG:N	2:B:99:HIS:ND1	19	1.82
(1,37)	1:A:104:ARG:N	2:B:99:HIS:NE2	19	1.82
(1,37)	1:A:104:ARG:N	2:B:99:HIS:O	19	1.82
(1,37)	1:A:104:ARG:N	2:B:101:VAL:C	19	1.82
(1,37)	1:A:104:ARG:N	2:B:101:VAL:CA	19	1.82
(1,37)	1:A:104:ARG:N	2:B:101:VAL:CB	19	1.82
(1,37)	1:A:104:ARG:N	2:B:101:VAL:CG1	19	1.82
(1,37)	1:A:104:ARG:N	2:B:101:VAL:CG2	19	1.82
(1,37)	1:A:104:ARG:N	2:B:101:VAL:H	19	1.82
(1,37)	1:A:104:ARG:N	2:B:101:VAL:HA	19	1.82
(1,37)	1:A:104:ARG:N	2:B:101:VAL:HB	19	1.82
(1,37)	1:A:104:ARG:N	2:B:101:VAL:HG11	19	1.82
(1,37)	1:A:104:ARG:N	2:B:101:VAL:HG12	19	1.82
(1,37)	1:A:104:ARG:N	2:B:101:VAL:HG13	19	1.82
(1,37)	1:A:104:ARG:N	2:B:101:VAL:HG21	19	1.82
(1,37)	1:A:104:ARG:N	2:B:101:VAL:HG22	19	1.82
(1,37)	1:A:104:ARG:N	2:B:101:VAL:HG23	19	1.82
(1,37)	1:A:104:ARG:N	2:B:101:VAL:N	19	1.82
(1,37)	1:A:104:ARG:N	2:B:101:VAL:O	19	1.82
(1,37)	1:A:104:ARG:NE	2:B:75:ILE:C	19	1.82
(1,37)	1:A:104:ARG:NE	2:B:75:ILE:CA	19	1.82
(1,37)	1:A:104:ARG:NE	2:B:75:ILE:CB	19	1.82
(1,37)	1:A:104:ARG:NE	2:B:75:ILE:CD1	19	1.82
(1,37)	1:A:104:ARG:NE	2:B:75:ILE:CG1	19	1.82
(1,37)	1:A:104:ARG:NE	2:B:75:ILE:CG2	19	1.82

*Continued on next page...*

*Continued from previous page...*

Key	Atom-1	Atom-2	Model ID	Violation (Å)
(1,37)	1:A:104:ARG:NE	2:B:75:ILE:H	19	1.82
(1,37)	1:A:104:ARG:NE	2:B:75:ILE:HA	19	1.82
(1,37)	1:A:104:ARG:NE	2:B:75:ILE:HB	19	1.82
(1,37)	1:A:104:ARG:NE	2:B:75:ILE:HD11	19	1.82
(1,37)	1:A:104:ARG:NE	2:B:75:ILE:HD12	19	1.82
(1,37)	1:A:104:ARG:NE	2:B:75:ILE:HD13	19	1.82
(1,37)	1:A:104:ARG:NE	2:B:75:ILE:HG12	19	1.82
(1,37)	1:A:104:ARG:NE	2:B:75:ILE:HG13	19	1.82
(1,37)	1:A:104:ARG:NE	2:B:75:ILE:HG21	19	1.82
(1,37)	1:A:104:ARG:NE	2:B:75:ILE:HG22	19	1.82
(1,37)	1:A:104:ARG:NE	2:B:75:ILE:HG23	19	1.82
(1,37)	1:A:104:ARG:NE	2:B:75:ILE:N	19	1.82
(1,37)	1:A:104:ARG:NE	2:B:75:ILE:O	19	1.82
(1,37)	1:A:104:ARG:NE	2:B:77:ALA:C	19	1.82
(1,37)	1:A:104:ARG:NE	2:B:77:ALA:CA	19	1.82
(1,37)	1:A:104:ARG:NE	2:B:77:ALA:CB	19	1.82
(1,37)	1:A:104:ARG:NE	2:B:77:ALA:H	19	1.82
(1,37)	1:A:104:ARG:NE	2:B:77:ALA:HA	19	1.82
(1,37)	1:A:104:ARG:NE	2:B:77:ALA:HB1	19	1.82
(1,37)	1:A:104:ARG:NE	2:B:77:ALA:HB2	19	1.82
(1,37)	1:A:104:ARG:NE	2:B:77:ALA:HB3	19	1.82
(1,37)	1:A:104:ARG:NE	2:B:77:ALA:N	19	1.82
(1,37)	1:A:104:ARG:NE	2:B:77:ALA:O	19	1.82
(1,37)	1:A:104:ARG:NE	2:B:78:GLY:C	19	1.82
(1,37)	1:A:104:ARG:NE	2:B:78:GLY:CA	19	1.82
(1,37)	1:A:104:ARG:NE	2:B:78:GLY:H	19	1.82
(1,37)	1:A:104:ARG:NE	2:B:78:GLY:HA2	19	1.82
(1,37)	1:A:104:ARG:NE	2:B:78:GLY:HA3	19	1.82
(1,37)	1:A:104:ARG:NE	2:B:78:GLY:N	19	1.82
(1,37)	1:A:104:ARG:NE	2:B:78:GLY:O	19	1.82
(1,37)	1:A:104:ARG:NE	2:B:79:LYS:C	19	1.82
(1,37)	1:A:104:ARG:NE	2:B:79:LYS:CA	19	1.82
(1,37)	1:A:104:ARG:NE	2:B:79:LYS:CB	19	1.82
(1,37)	1:A:104:ARG:NE	2:B:79:LYS:CD	19	1.82
(1,37)	1:A:104:ARG:NE	2:B:79:LYS:CE	19	1.82
(1,37)	1:A:104:ARG:NE	2:B:79:LYS:CG	19	1.82
(1,37)	1:A:104:ARG:NE	2:B:79:LYS:H	19	1.82
(1,37)	1:A:104:ARG:NE	2:B:79:LYS:HA	19	1.82
(1,37)	1:A:104:ARG:NE	2:B:79:LYS:HB2	19	1.82
(1,37)	1:A:104:ARG:NE	2:B:79:LYS:HB3	19	1.82
(1,37)	1:A:104:ARG:NE	2:B:79:LYS:HD2	19	1.82
(1,37)	1:A:104:ARG:NE	2:B:79:LYS:HD3	19	1.82

*Continued on next page...*

*Continued from previous page...*

Key	Atom-1	Atom-2	Model ID	Violation (Å)
(1,37)	1:A:104:ARG:NE	2:B:79:LYS:HE2	19	1.82
(1,37)	1:A:104:ARG:NE	2:B:79:LYS:HE3	19	1.82
(1,37)	1:A:104:ARG:NE	2:B:79:LYS:HG2	19	1.82
(1,37)	1:A:104:ARG:NE	2:B:79:LYS:HG3	19	1.82
(1,37)	1:A:104:ARG:NE	2:B:79:LYS:HZ1	19	1.82
(1,37)	1:A:104:ARG:NE	2:B:79:LYS:HZ2	19	1.82
(1,37)	1:A:104:ARG:NE	2:B:79:LYS:HZ3	19	1.82
(1,37)	1:A:104:ARG:NE	2:B:79:LYS:N	19	1.82
(1,37)	1:A:104:ARG:NE	2:B:79:LYS:NZ	19	1.82
(1,37)	1:A:104:ARG:NE	2:B:79:LYS:O	19	1.82
(1,37)	1:A:104:ARG:NE	2:B:80:ILE:C	19	1.82
(1,37)	1:A:104:ARG:NE	2:B:80:ILE:CA	19	1.82
(1,37)	1:A:104:ARG:NE	2:B:80:ILE:CB	19	1.82
(1,37)	1:A:104:ARG:NE	2:B:80:ILE:CD1	19	1.82
(1,37)	1:A:104:ARG:NE	2:B:80:ILE:CG1	19	1.82
(1,37)	1:A:104:ARG:NE	2:B:80:ILE:CG2	19	1.82
(1,37)	1:A:104:ARG:NE	2:B:80:ILE:H	19	1.82
(1,37)	1:A:104:ARG:NE	2:B:80:ILE:HA	19	1.82
(1,37)	1:A:104:ARG:NE	2:B:80:ILE:HB	19	1.82
(1,37)	1:A:104:ARG:NE	2:B:80:ILE:HD11	19	1.82
(1,37)	1:A:104:ARG:NE	2:B:80:ILE:HD12	19	1.82
(1,37)	1:A:104:ARG:NE	2:B:80:ILE:HD13	19	1.82
(1,37)	1:A:104:ARG:NE	2:B:80:ILE:HG12	19	1.82
(1,37)	1:A:104:ARG:NE	2:B:80:ILE:HG13	19	1.82
(1,37)	1:A:104:ARG:NE	2:B:80:ILE:HG21	19	1.82
(1,37)	1:A:104:ARG:NE	2:B:80:ILE:HG22	19	1.82
(1,37)	1:A:104:ARG:NE	2:B:80:ILE:HG23	19	1.82
(1,37)	1:A:104:ARG:NE	2:B:80:ILE:N	19	1.82
(1,37)	1:A:104:ARG:NE	2:B:80:ILE:O	19	1.82
(1,37)	1:A:104:ARG:NE	2:B:84:GLN:C	19	1.82
(1,37)	1:A:104:ARG:NE	2:B:84:GLN:CA	19	1.82
(1,37)	1:A:104:ARG:NE	2:B:84:GLN:CB	19	1.82
(1,37)	1:A:104:ARG:NE	2:B:84:GLN:CD	19	1.82
(1,37)	1:A:104:ARG:NE	2:B:84:GLN:CG	19	1.82
(1,37)	1:A:104:ARG:NE	2:B:84:GLN:H	19	1.82
(1,37)	1:A:104:ARG:NE	2:B:84:GLN:HA	19	1.82
(1,37)	1:A:104:ARG:NE	2:B:84:GLN:HB2	19	1.82
(1,37)	1:A:104:ARG:NE	2:B:84:GLN:HB3	19	1.82
(1,37)	1:A:104:ARG:NE	2:B:84:GLN:HE21	19	1.82
(1,37)	1:A:104:ARG:NE	2:B:84:GLN:HE22	19	1.82
(1,37)	1:A:104:ARG:NE	2:B:84:GLN:HG2	19	1.82
(1,37)	1:A:104:ARG:NE	2:B:84:GLN:HG3	19	1.82

*Continued on next page...*

*Continued from previous page...*

Key	Atom-1	Atom-2	Model ID	Violation (Å)
(1,37)	1:A:104:ARG:NE	2:B:84:GLN:N	19	1.82
(1,37)	1:A:104:ARG:NE	2:B:84:GLN:NE2	19	1.82
(1,37)	1:A:104:ARG:NE	2:B:84:GLN:O	19	1.82
(1,37)	1:A:104:ARG:NE	2:B:84:GLN:OE1	19	1.82
(1,37)	1:A:104:ARG:NE	2:B:97:THR:C	19	1.82
(1,37)	1:A:104:ARG:NE	2:B:97:THR:CA	19	1.82
(1,37)	1:A:104:ARG:NE	2:B:97:THR:CB	19	1.82
(1,37)	1:A:104:ARG:NE	2:B:97:THR:CG2	19	1.82
(1,37)	1:A:104:ARG:NE	2:B:97:THR:H	19	1.82
(1,37)	1:A:104:ARG:NE	2:B:97:THR:HA	19	1.82
(1,37)	1:A:104:ARG:NE	2:B:97:THR:HB	19	1.82
(1,37)	1:A:104:ARG:NE	2:B:97:THR:HG1	19	1.82
(1,37)	1:A:104:ARG:NE	2:B:97:THR:HG21	19	1.82
(1,37)	1:A:104:ARG:NE	2:B:97:THR:HG22	19	1.82
(1,37)	1:A:104:ARG:NE	2:B:97:THR:HG23	19	1.82
(1,37)	1:A:104:ARG:NE	2:B:97:THR:N	19	1.82
(1,37)	1:A:104:ARG:NE	2:B:97:THR:O	19	1.82
(1,37)	1:A:104:ARG:NE	2:B:97:THR:OG1	19	1.82
(1,37)	1:A:104:ARG:NE	2:B:99:HIS:C	19	1.82
(1,37)	1:A:104:ARG:NE	2:B:99:HIS:CA	19	1.82
(1,37)	1:A:104:ARG:NE	2:B:99:HIS:CB	19	1.82
(1,37)	1:A:104:ARG:NE	2:B:99:HIS:CD2	19	1.82
(1,37)	1:A:104:ARG:NE	2:B:99:HIS:CE1	19	1.82
(1,37)	1:A:104:ARG:NE	2:B:99:HIS:CG	19	1.82
(1,37)	1:A:104:ARG:NE	2:B:99:HIS:H	19	1.82
(1,37)	1:A:104:ARG:NE	2:B:99:HIS:HA	19	1.82
(1,37)	1:A:104:ARG:NE	2:B:99:HIS:HB2	19	1.82
(1,37)	1:A:104:ARG:NE	2:B:99:HIS:HB3	19	1.82
(1,37)	1:A:104:ARG:NE	2:B:99:HIS:HD1	19	1.82
(1,37)	1:A:104:ARG:NE	2:B:99:HIS:HD2	19	1.82
(1,37)	1:A:104:ARG:NE	2:B:99:HIS:HE1	19	1.82
(1,37)	1:A:104:ARG:NE	2:B:99:HIS:HE2	19	1.82
(1,37)	1:A:104:ARG:NE	2:B:99:HIS:N	19	1.82
(1,37)	1:A:104:ARG:NE	2:B:99:HIS:ND1	19	1.82
(1,37)	1:A:104:ARG:NE	2:B:99:HIS:NE2	19	1.82
(1,37)	1:A:104:ARG:NE	2:B:99:HIS:O	19	1.82
(1,37)	1:A:104:ARG:NE	2:B:101:VAL:C	19	1.82
(1,37)	1:A:104:ARG:NE	2:B:101:VAL:CA	19	1.82
(1,37)	1:A:104:ARG:NE	2:B:101:VAL:CB	19	1.82
(1,37)	1:A:104:ARG:NE	2:B:101:VAL:CG1	19	1.82
(1,37)	1:A:104:ARG:NE	2:B:101:VAL:CG2	19	1.82
(1,37)	1:A:104:ARG:NE	2:B:101:VAL:H	19	1.82

*Continued on next page...*

*Continued from previous page...*

Key	Atom-1	Atom-2	Model ID	Violation (Å)
(1,37)	1:A:104:ARG:NE	2:B:101:VAL:HA	19	1.82
(1,37)	1:A:104:ARG:NE	2:B:101:VAL:HB	19	1.82
(1,37)	1:A:104:ARG:NE	2:B:101:VAL:HG11	19	1.82
(1,37)	1:A:104:ARG:NE	2:B:101:VAL:HG12	19	1.82
(1,37)	1:A:104:ARG:NE	2:B:101:VAL:HG13	19	1.82
(1,37)	1:A:104:ARG:NE	2:B:101:VAL:HG21	19	1.82
(1,37)	1:A:104:ARG:NE	2:B:101:VAL:HG22	19	1.82
(1,37)	1:A:104:ARG:NE	2:B:101:VAL:HG23	19	1.82
(1,37)	1:A:104:ARG:NE	2:B:101:VAL:N	19	1.82
(1,37)	1:A:104:ARG:NE	2:B:101:VAL:O	19	1.82
(1,37)	1:A:104:ARG:NH1	2:B:75:ILE:C	19	1.82
(1,37)	1:A:104:ARG:NH1	2:B:75:ILE:CA	19	1.82
(1,37)	1:A:104:ARG:NH1	2:B:75:ILE:CB	19	1.82
(1,37)	1:A:104:ARG:NH1	2:B:75:ILE:CD1	19	1.82
(1,37)	1:A:104:ARG:NH1	2:B:75:ILE:CG1	19	1.82
(1,37)	1:A:104:ARG:NH1	2:B:75:ILE:CG2	19	1.82
(1,37)	1:A:104:ARG:NH1	2:B:75:ILE:H	19	1.82
(1,37)	1:A:104:ARG:NH1	2:B:75:ILE:HA	19	1.82
(1,37)	1:A:104:ARG:NH1	2:B:75:ILE:HB	19	1.82
(1,37)	1:A:104:ARG:NH1	2:B:75:ILE:HD11	19	1.82
(1,37)	1:A:104:ARG:NH1	2:B:75:ILE:HD12	19	1.82
(1,37)	1:A:104:ARG:NH1	2:B:75:ILE:HD13	19	1.82
(1,37)	1:A:104:ARG:NH1	2:B:75:ILE:HG12	19	1.82
(1,37)	1:A:104:ARG:NH1	2:B:75:ILE:HG13	19	1.82
(1,37)	1:A:104:ARG:NH1	2:B:75:ILE:HG21	19	1.82
(1,37)	1:A:104:ARG:NH1	2:B:75:ILE:HG22	19	1.82
(1,37)	1:A:104:ARG:NH1	2:B:75:ILE:HG23	19	1.82
(1,37)	1:A:104:ARG:NH1	2:B:75:ILE:N	19	1.82
(1,37)	1:A:104:ARG:NH1	2:B:75:ILE:O	19	1.82
(1,37)	1:A:104:ARG:NH1	2:B:77:ALA:C	19	1.82
(1,37)	1:A:104:ARG:NH1	2:B:77:ALA:CA	19	1.82
(1,37)	1:A:104:ARG:NH1	2:B:77:ALA:CB	19	1.82
(1,37)	1:A:104:ARG:NH1	2:B:77:ALA:H	19	1.82
(1,37)	1:A:104:ARG:NH1	2:B:77:ALA:HA	19	1.82
(1,37)	1:A:104:ARG:NH1	2:B:77:ALA:HB1	19	1.82
(1,37)	1:A:104:ARG:NH1	2:B:77:ALA:HB2	19	1.82
(1,37)	1:A:104:ARG:NH1	2:B:77:ALA:HB3	19	1.82
(1,37)	1:A:104:ARG:NH1	2:B:77:ALA:N	19	1.82
(1,37)	1:A:104:ARG:NH1	2:B:77:ALA:O	19	1.82
(1,37)	1:A:104:ARG:NH1	2:B:78:GLY:C	19	1.82
(1,37)	1:A:104:ARG:NH1	2:B:78:GLY:CA	19	1.82
(1,37)	1:A:104:ARG:NH1	2:B:78:GLY:H	19	1.82

*Continued on next page...*

*Continued from previous page...*

Key	Atom-1	Atom-2	Model ID	Violation (Å)
(1,37)	1:A:104:ARG:NH1	2:B:78:GLY:HA2	19	1.82
(1,37)	1:A:104:ARG:NH1	2:B:78:GLY:HA3	19	1.82
(1,37)	1:A:104:ARG:NH1	2:B:78:GLY:N	19	1.82
(1,37)	1:A:104:ARG:NH1	2:B:78:GLY:O	19	1.82
(1,37)	1:A:104:ARG:NH1	2:B:79:LYS:C	19	1.82
(1,37)	1:A:104:ARG:NH1	2:B:79:LYS:CA	19	1.82
(1,37)	1:A:104:ARG:NH1	2:B:79:LYS:CB	19	1.82
(1,37)	1:A:104:ARG:NH1	2:B:79:LYS:CD	19	1.82
(1,37)	1:A:104:ARG:NH1	2:B:79:LYS:CE	19	1.82
(1,37)	1:A:104:ARG:NH1	2:B:79:LYS:CG	19	1.82
(1,37)	1:A:104:ARG:NH1	2:B:79:LYS:H	19	1.82
(1,37)	1:A:104:ARG:NH1	2:B:79:LYS:HA	19	1.82
(1,37)	1:A:104:ARG:NH1	2:B:79:LYS:HB2	19	1.82
(1,37)	1:A:104:ARG:NH1	2:B:79:LYS:HB3	19	1.82
(1,37)	1:A:104:ARG:NH1	2:B:79:LYS:HD2	19	1.82
(1,37)	1:A:104:ARG:NH1	2:B:79:LYS:HD3	19	1.82
(1,37)	1:A:104:ARG:NH1	2:B:79:LYS:HE2	19	1.82
(1,37)	1:A:104:ARG:NH1	2:B:79:LYS:HE3	19	1.82
(1,37)	1:A:104:ARG:NH1	2:B:79:LYS:HG2	19	1.82
(1,37)	1:A:104:ARG:NH1	2:B:79:LYS:HG3	19	1.82
(1,37)	1:A:104:ARG:NH1	2:B:79:LYS:HZ1	19	1.82
(1,37)	1:A:104:ARG:NH1	2:B:79:LYS:HZ2	19	1.82
(1,37)	1:A:104:ARG:NH1	2:B:79:LYS:HZ3	19	1.82
(1,37)	1:A:104:ARG:NH1	2:B:79:LYS:N	19	1.82
(1,37)	1:A:104:ARG:NH1	2:B:79:LYS:NZ	19	1.82
(1,37)	1:A:104:ARG:NH1	2:B:80:ILE:C	19	1.82
(1,37)	1:A:104:ARG:NH1	2:B:80:ILE:CA	19	1.82
(1,37)	1:A:104:ARG:NH1	2:B:80:ILE:CB	19	1.82
(1,37)	1:A:104:ARG:NH1	2:B:80:ILE:CD1	19	1.82
(1,37)	1:A:104:ARG:NH1	2:B:80:ILE:CG1	19	1.82
(1,37)	1:A:104:ARG:NH1	2:B:80:ILE:CG2	19	1.82
(1,37)	1:A:104:ARG:NH1	2:B:80:ILE:H	19	1.82
(1,37)	1:A:104:ARG:NH1	2:B:80:ILE:HA	19	1.82
(1,37)	1:A:104:ARG:NH1	2:B:80:ILE:HB	19	1.82
(1,37)	1:A:104:ARG:NH1	2:B:80:ILE:HD11	19	1.82
(1,37)	1:A:104:ARG:NH1	2:B:80:ILE:HD12	19	1.82
(1,37)	1:A:104:ARG:NH1	2:B:80:ILE:HD13	19	1.82
(1,37)	1:A:104:ARG:NH1	2:B:80:ILE:HG12	19	1.82
(1,37)	1:A:104:ARG:NH1	2:B:80:ILE:HG13	19	1.82
(1,37)	1:A:104:ARG:NH1	2:B:80:ILE:HG21	19	1.82
(1,37)	1:A:104:ARG:NH1	2:B:80:ILE:HG22	19	1.82

*Continued on next page...*

*Continued from previous page...*

Key	Atom-1	Atom-2	Model ID	Violation (Å)
(1,37)	1:A:104:ARG:NH1	2:B:80:ILE:HG23	19	1.82
(1,37)	1:A:104:ARG:NH1	2:B:80:ILE:N	19	1.82
(1,37)	1:A:104:ARG:NH1	2:B:80:ILE:O	19	1.82
(1,37)	1:A:104:ARG:NH1	2:B:84:GLN:C	19	1.82
(1,37)	1:A:104:ARG:NH1	2:B:84:GLN:CA	19	1.82
(1,37)	1:A:104:ARG:NH1	2:B:84:GLN:CB	19	1.82
(1,37)	1:A:104:ARG:NH1	2:B:84:GLN:CD	19	1.82
(1,37)	1:A:104:ARG:NH1	2:B:84:GLN:CG	19	1.82
(1,37)	1:A:104:ARG:NH1	2:B:84:GLN:H	19	1.82
(1,37)	1:A:104:ARG:NH1	2:B:84:GLN:HA	19	1.82
(1,37)	1:A:104:ARG:NH1	2:B:84:GLN:HB2	19	1.82
(1,37)	1:A:104:ARG:NH1	2:B:84:GLN:HB3	19	1.82
(1,37)	1:A:104:ARG:NH1	2:B:84:GLN:HE21	19	1.82
(1,37)	1:A:104:ARG:NH1	2:B:84:GLN:HE22	19	1.82
(1,37)	1:A:104:ARG:NH1	2:B:84:GLN:HG2	19	1.82
(1,37)	1:A:104:ARG:NH1	2:B:84:GLN:HG3	19	1.82
(1,37)	1:A:104:ARG:NH1	2:B:84:GLN:N	19	1.82
(1,37)	1:A:104:ARG:NH1	2:B:84:GLN:NE2	19	1.82
(1,37)	1:A:104:ARG:NH1	2:B:84:GLN:O	19	1.82
(1,37)	1:A:104:ARG:NH1	2:B:84:GLN:OE1	19	1.82
(1,37)	1:A:104:ARG:NH1	2:B:97:THR:C	19	1.82
(1,37)	1:A:104:ARG:NH1	2:B:97:THR:CA	19	1.82
(1,37)	1:A:104:ARG:NH1	2:B:97:THR:CB	19	1.82
(1,37)	1:A:104:ARG:NH1	2:B:97:THR:CG2	19	1.82
(1,37)	1:A:104:ARG:NH1	2:B:97:THR:H	19	1.82
(1,37)	1:A:104:ARG:NH1	2:B:97:THR:HA	19	1.82
(1,37)	1:A:104:ARG:NH1	2:B:97:THR:HB	19	1.82
(1,37)	1:A:104:ARG:NH1	2:B:97:THR:HG1	19	1.82
(1,37)	1:A:104:ARG:NH1	2:B:97:THR:HG21	19	1.82
(1,37)	1:A:104:ARG:NH1	2:B:97:THR:HG22	19	1.82
(1,37)	1:A:104:ARG:NH1	2:B:97:THR:HG23	19	1.82
(1,37)	1:A:104:ARG:NH1	2:B:97:THR:N	19	1.82
(1,37)	1:A:104:ARG:NH1	2:B:97:THR:O	19	1.82
(1,37)	1:A:104:ARG:NH1	2:B:97:THR:OG1	19	1.82
(1,37)	1:A:104:ARG:NH1	2:B:99:HIS:C	19	1.82
(1,37)	1:A:104:ARG:NH1	2:B:99:HIS:CA	19	1.82
(1,37)	1:A:104:ARG:NH1	2:B:99:HIS:CB	19	1.82
(1,37)	1:A:104:ARG:NH1	2:B:99:HIS:CD2	19	1.82
(1,37)	1:A:104:ARG:NH1	2:B:99:HIS:CE1	19	1.82
(1,37)	1:A:104:ARG:NH1	2:B:99:HIS:CG	19	1.82
(1,37)	1:A:104:ARG:NH1	2:B:99:HIS:H	19	1.82
(1,37)	1:A:104:ARG:NH1	2:B:99:HIS:HA	19	1.82

*Continued on next page...*



*Continued from previous page...*

Key	Atom-1	Atom-2	Model ID	Violation (Å)
(1,37)	1:A:104:ARG:NH1	2:B:99:HIS:HB2	19	1.82
(1,37)	1:A:104:ARG:NH1	2:B:99:HIS:HB3	19	1.82
(1,37)	1:A:104:ARG:NH1	2:B:99:HIS:HD1	19	1.82
(1,37)	1:A:104:ARG:NH1	2:B:99:HIS:HD2	19	1.82
(1,37)	1:A:104:ARG:NH1	2:B:99:HIS:HE1	19	1.82
(1,37)	1:A:104:ARG:NH1	2:B:99:HIS:HE2	19	1.82
(1,37)	1:A:104:ARG:NH1	2:B:99:HIS:N	19	1.82
(1,37)	1:A:104:ARG:NH1	2:B:99:HIS:ND1	19	1.82
(1,37)	1:A:104:ARG:NH1	2:B:99:HIS:NE2	19	1.82
(1,37)	1:A:104:ARG:NH1	2:B:99:HIS:O	19	1.82
(1,37)	1:A:104:ARG:NH1	2:B:101:VAL:C	19	1.82
(1,37)	1:A:104:ARG:NH1	2:B:101:VAL:CA	19	1.82
(1,37)	1:A:104:ARG:NH1	2:B:101:VAL:CB	19	1.82
(1,37)	1:A:104:ARG:NH1	2:B:101:VAL:CG1	19	1.82
(1,37)	1:A:104:ARG:NH1	2:B:101:VAL:CG2	19	1.82
(1,37)	1:A:104:ARG:NH1	2:B:101:VAL:H	19	1.82
(1,37)	1:A:104:ARG:NH1	2:B:101:VAL:HA	19	1.82
(1,37)	1:A:104:ARG:NH1	2:B:101:VAL:HB	19	1.82
(1,37)	1:A:104:ARG:NH1	2:B:101:VAL:HG11	19	1.82
(1,37)	1:A:104:ARG:NH1	2:B:101:VAL:HG12	19	1.82
(1,37)	1:A:104:ARG:NH1	2:B:101:VAL:HG13	19	1.82
(1,37)	1:A:104:ARG:NH1	2:B:101:VAL:HG21	19	1.82
(1,37)	1:A:104:ARG:NH1	2:B:101:VAL:HG22	19	1.82
(1,37)	1:A:104:ARG:NH1	2:B:101:VAL:HG23	19	1.82
(1,37)	1:A:104:ARG:NH1	2:B:101:VAL:N	19	1.82
(1,37)	1:A:104:ARG:NH1	2:B:101:VAL:O	19	1.82
(1,37)	1:A:104:ARG:NH2	2:B:75:ILE:C	19	1.82
(1,37)	1:A:104:ARG:NH2	2:B:75:ILE:CA	19	1.82
(1,37)	1:A:104:ARG:NH2	2:B:75:ILE:CB	19	1.82
(1,37)	1:A:104:ARG:NH2	2:B:75:ILE:CD1	19	1.82
(1,37)	1:A:104:ARG:NH2	2:B:75:ILE:CG1	19	1.82
(1,37)	1:A:104:ARG:NH2	2:B:75:ILE:CG2	19	1.82
(1,37)	1:A:104:ARG:NH2	2:B:75:ILE:H	19	1.82
(1,37)	1:A:104:ARG:NH2	2:B:75:ILE:HA	19	1.82
(1,37)	1:A:104:ARG:NH2	2:B:75:ILE:HB	19	1.82
(1,37)	1:A:104:ARG:NH2	2:B:75:ILE:HD11	19	1.82
(1,37)	1:A:104:ARG:NH2	2:B:75:ILE:HD12	19	1.82
(1,37)	1:A:104:ARG:NH2	2:B:75:ILE:HD13	19	1.82
(1,37)	1:A:104:ARG:NH2	2:B:75:ILE:HG12	19	1.82
(1,37)	1:A:104:ARG:NH2	2:B:75:ILE:HG13	19	1.82
(1,37)	1:A:104:ARG:NH2	2:B:75:ILE:HG21	19	1.82
(1,37)	1:A:104:ARG:NH2	2:B:75:ILE:HG22	19	1.82

*Continued on next page...*

*Continued from previous page...*

Key	Atom-1	Atom-2	Model ID	Violation (Å)
(1,37)	1:A:104:ARG:NH2	2:B:75:ILE:HG23	19	1.82
(1,37)	1:A:104:ARG:NH2	2:B:75:ILE:N	19	1.82
(1,37)	1:A:104:ARG:NH2	2:B:75:ILE:O	19	1.82
(1,37)	1:A:104:ARG:NH2	2:B:77:ALA:C	19	1.82
(1,37)	1:A:104:ARG:NH2	2:B:77:ALA:CA	19	1.82
(1,37)	1:A:104:ARG:NH2	2:B:77:ALA:CB	19	1.82
(1,37)	1:A:104:ARG:NH2	2:B:77:ALA:H	19	1.82
(1,37)	1:A:104:ARG:NH2	2:B:77:ALA:HA	19	1.82
(1,37)	1:A:104:ARG:NH2	2:B:77:ALA:HB1	19	1.82
(1,37)	1:A:104:ARG:NH2	2:B:77:ALA:HB2	19	1.82
(1,37)	1:A:104:ARG:NH2	2:B:77:ALA:HB3	19	1.82
(1,37)	1:A:104:ARG:NH2	2:B:77:ALA:N	19	1.82
(1,37)	1:A:104:ARG:NH2	2:B:77:ALA:O	19	1.82
(1,37)	1:A:104:ARG:NH2	2:B:78:GLY:C	19	1.82
(1,37)	1:A:104:ARG:NH2	2:B:78:GLY:CA	19	1.82
(1,37)	1:A:104:ARG:NH2	2:B:78:GLY:H	19	1.82
(1,37)	1:A:104:ARG:NH2	2:B:78:GLY:HA2	19	1.82
(1,37)	1:A:104:ARG:NH2	2:B:78:GLY:HA3	19	1.82
(1,37)	1:A:104:ARG:NH2	2:B:78:GLY:N	19	1.82
(1,37)	1:A:104:ARG:NH2	2:B:78:GLY:O	19	1.82
(1,37)	1:A:104:ARG:NH2	2:B:79:LYS:C	19	1.82
(1,37)	1:A:104:ARG:NH2	2:B:79:LYS:CA	19	1.82
(1,37)	1:A:104:ARG:NH2	2:B:79:LYS:CB	19	1.82
(1,37)	1:A:104:ARG:NH2	2:B:79:LYS:CD	19	1.82
(1,37)	1:A:104:ARG:NH2	2:B:79:LYS:CE	19	1.82
(1,37)	1:A:104:ARG:NH2	2:B:79:LYS:CG	19	1.82
(1,37)	1:A:104:ARG:NH2	2:B:79:LYS:H	19	1.82
(1,37)	1:A:104:ARG:NH2	2:B:79:LYS:HA	19	1.82
(1,37)	1:A:104:ARG:NH2	2:B:79:LYS:HB2	19	1.82
(1,37)	1:A:104:ARG:NH2	2:B:79:LYS:HB3	19	1.82
(1,37)	1:A:104:ARG:NH2	2:B:79:LYS:HD2	19	1.82
(1,37)	1:A:104:ARG:NH2	2:B:79:LYS:HD3	19	1.82
(1,37)	1:A:104:ARG:NH2	2:B:79:LYS:HE2	19	1.82
(1,37)	1:A:104:ARG:NH2	2:B:79:LYS:HE3	19	1.82
(1,37)	1:A:104:ARG:NH2	2:B:79:LYS:HG2	19	1.82
(1,37)	1:A:104:ARG:NH2	2:B:79:LYS:HG3	19	1.82
(1,37)	1:A:104:ARG:NH2	2:B:79:LYS:HZ1	19	1.82
(1,37)	1:A:104:ARG:NH2	2:B:79:LYS:HZ2	19	1.82
(1,37)	1:A:104:ARG:NH2	2:B:79:LYS:HZ3	19	1.82
(1,37)	1:A:104:ARG:NH2	2:B:79:LYS:N	19	1.82
(1,37)	1:A:104:ARG:NH2	2:B:79:LYS:NZ	19	1.82
(1,37)	1:A:104:ARG:NH2	2:B:79:LYS:O	19	1.82

*Continued on next page...*

*Continued from previous page...*

Key	Atom-1	Atom-2	Model ID	Violation (Å)
(1,37)	1:A:104:ARG:NH2	2:B:80:ILE:C	19	1.82
(1,37)	1:A:104:ARG:NH2	2:B:80:ILE:CA	19	1.82
(1,37)	1:A:104:ARG:NH2	2:B:80:ILE:CB	19	1.82
(1,37)	1:A:104:ARG:NH2	2:B:80:ILE:CD1	19	1.82
(1,37)	1:A:104:ARG:NH2	2:B:80:ILE:CG1	19	1.82
(1,37)	1:A:104:ARG:NH2	2:B:80:ILE:CG2	19	1.82
(1,37)	1:A:104:ARG:NH2	2:B:80:ILE:H	19	1.82
(1,37)	1:A:104:ARG:NH2	2:B:80:ILE:HA	19	1.82
(1,37)	1:A:104:ARG:NH2	2:B:80:ILE:HB	19	1.82
(1,37)	1:A:104:ARG:NH2	2:B:80:ILE:HD11	19	1.82
(1,37)	1:A:104:ARG:NH2	2:B:80:ILE:HD12	19	1.82
(1,37)	1:A:104:ARG:NH2	2:B:80:ILE:HD13	19	1.82
(1,37)	1:A:104:ARG:NH2	2:B:80:ILE:HG12	19	1.82
(1,37)	1:A:104:ARG:NH2	2:B:80:ILE:HG13	19	1.82
(1,37)	1:A:104:ARG:NH2	2:B:80:ILE:HG21	19	1.82
(1,37)	1:A:104:ARG:NH2	2:B:80:ILE:HG22	19	1.82
(1,37)	1:A:104:ARG:NH2	2:B:80:ILE:HG23	19	1.82
(1,37)	1:A:104:ARG:NH2	2:B:80:ILE:N	19	1.82
(1,37)	1:A:104:ARG:NH2	2:B:80:ILE:O	19	1.82
(1,37)	1:A:104:ARG:NH2	2:B:84:GLN:C	19	1.82
(1,37)	1:A:104:ARG:NH2	2:B:84:GLN:CA	19	1.82
(1,37)	1:A:104:ARG:NH2	2:B:84:GLN:CB	19	1.82
(1,37)	1:A:104:ARG:NH2	2:B:84:GLN:CD	19	1.82
(1,37)	1:A:104:ARG:NH2	2:B:84:GLN:CG	19	1.82
(1,37)	1:A:104:ARG:NH2	2:B:84:GLN:H	19	1.82
(1,37)	1:A:104:ARG:NH2	2:B:84:GLN:HA	19	1.82
(1,37)	1:A:104:ARG:NH2	2:B:84:GLN:HB2	19	1.82
(1,37)	1:A:104:ARG:NH2	2:B:84:GLN:HB3	19	1.82
(1,37)	1:A:104:ARG:NH2	2:B:84:GLN:HE21	19	1.82
(1,37)	1:A:104:ARG:NH2	2:B:84:GLN:HE22	19	1.82
(1,37)	1:A:104:ARG:NH2	2:B:84:GLN:HG2	19	1.82
(1,37)	1:A:104:ARG:NH2	2:B:84:GLN:HG3	19	1.82
(1,37)	1:A:104:ARG:NH2	2:B:84:GLN:N	19	1.82
(1,37)	1:A:104:ARG:NH2	2:B:84:GLN:NE2	19	1.82
(1,37)	1:A:104:ARG:NH2	2:B:84:GLN:O	19	1.82
(1,37)	1:A:104:ARG:NH2	2:B:84:GLN:OE1	19	1.82
(1,37)	1:A:104:ARG:NH2	2:B:97:THR:C	19	1.82
(1,37)	1:A:104:ARG:NH2	2:B:97:THR:CA	19	1.82
(1,37)	1:A:104:ARG:NH2	2:B:97:THR:CB	19	1.82
(1,37)	1:A:104:ARG:NH2	2:B:97:THR:CG2	19	1.82
(1,37)	1:A:104:ARG:NH2	2:B:97:THR:H	19	1.82
(1,37)	1:A:104:ARG:NH2	2:B:97:THR:HA	19	1.82

*Continued on next page...*

*Continued from previous page...*

Key	Atom-1	Atom-2	Model ID	Violation (Å)
(1,37)	1:A:104:ARG:NH2	2:B:97:THR:HB	19	1.82
(1,37)	1:A:104:ARG:NH2	2:B:97:THR:HG1	19	1.82
(1,37)	1:A:104:ARG:NH2	2:B:97:THR:HG21	19	1.82
(1,37)	1:A:104:ARG:NH2	2:B:97:THR:HG22	19	1.82
(1,37)	1:A:104:ARG:NH2	2:B:97:THR:HG23	19	1.82
(1,37)	1:A:104:ARG:NH2	2:B:97:THR:N	19	1.82
(1,37)	1:A:104:ARG:NH2	2:B:97:THR:O	19	1.82
(1,37)	1:A:104:ARG:NH2	2:B:97:THR:OG1	19	1.82
(1,37)	1:A:104:ARG:NH2	2:B:99:HIS:C	19	1.82
(1,37)	1:A:104:ARG:NH2	2:B:99:HIS:CA	19	1.82
(1,37)	1:A:104:ARG:NH2	2:B:99:HIS:CB	19	1.82
(1,37)	1:A:104:ARG:NH2	2:B:99:HIS:CD2	19	1.82
(1,37)	1:A:104:ARG:NH2	2:B:99:HIS:CE1	19	1.82
(1,37)	1:A:104:ARG:NH2	2:B:99:HIS:CG	19	1.82
(1,37)	1:A:104:ARG:NH2	2:B:99:HIS:H	19	1.82
(1,37)	1:A:104:ARG:NH2	2:B:99:HIS:HA	19	1.82
(1,37)	1:A:104:ARG:NH2	2:B:99:HIS:HB2	19	1.82
(1,37)	1:A:104:ARG:NH2	2:B:99:HIS:HB3	19	1.82
(1,37)	1:A:104:ARG:NH2	2:B:99:HIS:HD1	19	1.82
(1,37)	1:A:104:ARG:NH2	2:B:99:HIS:HD2	19	1.82
(1,37)	1:A:104:ARG:NH2	2:B:99:HIS:HE1	19	1.82
(1,37)	1:A:104:ARG:NH2	2:B:99:HIS:HE2	19	1.82
(1,37)	1:A:104:ARG:NH2	2:B:99:HIS:N	19	1.82
(1,37)	1:A:104:ARG:NH2	2:B:99:HIS:ND1	19	1.82
(1,37)	1:A:104:ARG:NH2	2:B:99:HIS:NE2	19	1.82
(1,37)	1:A:104:ARG:NH2	2:B:99:HIS:O	19	1.82
(1,37)	1:A:104:ARG:NH2	2:B:101:VAL:C	19	1.82
(1,37)	1:A:104:ARG:NH2	2:B:101:VAL:CA	19	1.82
(1,37)	1:A:104:ARG:NH2	2:B:101:VAL:CB	19	1.82
(1,37)	1:A:104:ARG:NH2	2:B:101:VAL:CG1	19	1.82
(1,37)	1:A:104:ARG:NH2	2:B:101:VAL:CG2	19	1.82
(1,37)	1:A:104:ARG:NH2	2:B:101:VAL:H	19	1.82
(1,37)	1:A:104:ARG:NH2	2:B:101:VAL:HA	19	1.82
(1,37)	1:A:104:ARG:NH2	2:B:101:VAL:HB	19	1.82
(1,37)	1:A:104:ARG:NH2	2:B:101:VAL:HG11	19	1.82
(1,37)	1:A:104:ARG:NH2	2:B:101:VAL:HG12	19	1.82
(1,37)	1:A:104:ARG:NH2	2:B:101:VAL:HG13	19	1.82
(1,37)	1:A:104:ARG:NH2	2:B:101:VAL:HG21	19	1.82
(1,37)	1:A:104:ARG:NH2	2:B:101:VAL:HG22	19	1.82
(1,37)	1:A:104:ARG:NH2	2:B:101:VAL:HG23	19	1.82
(1,37)	1:A:104:ARG:NH2	2:B:101:VAL:N	19	1.82
(1,37)	1:A:104:ARG:NH2	2:B:101:VAL:O	19	1.82

*Continued on next page...*

*Continued from previous page...*

Key	Atom-1	Atom-2	Model ID	Violation (Å)
(1,37)	1:A:104:ARG:O	2:B:75:ILE:C	19	1.82
(1,37)	1:A:104:ARG:O	2:B:75:ILE:CA	19	1.82
(1,37)	1:A:104:ARG:O	2:B:75:ILE:CB	19	1.82
(1,37)	1:A:104:ARG:O	2:B:75:ILE:CD1	19	1.82
(1,37)	1:A:104:ARG:O	2:B:75:ILE:CG1	19	1.82
(1,37)	1:A:104:ARG:O	2:B:75:ILE:CG2	19	1.82
(1,37)	1:A:104:ARG:O	2:B:75:ILE:H	19	1.82
(1,37)	1:A:104:ARG:O	2:B:75:ILE:HA	19	1.82
(1,37)	1:A:104:ARG:O	2:B:75:ILE:HB	19	1.82
(1,37)	1:A:104:ARG:O	2:B:75:ILE:HD11	19	1.82
(1,37)	1:A:104:ARG:O	2:B:75:ILE:HD12	19	1.82
(1,37)	1:A:104:ARG:O	2:B:75:ILE:HD13	19	1.82
(1,37)	1:A:104:ARG:O	2:B:75:ILE:HG12	19	1.82
(1,37)	1:A:104:ARG:O	2:B:75:ILE:HG13	19	1.82
(1,37)	1:A:104:ARG:O	2:B:75:ILE:HG21	19	1.82
(1,37)	1:A:104:ARG:O	2:B:75:ILE:HG22	19	1.82
(1,37)	1:A:104:ARG:O	2:B:75:ILE:HG23	19	1.82
(1,37)	1:A:104:ARG:O	2:B:75:ILE:N	19	1.82
(1,37)	1:A:104:ARG:O	2:B:75:ILE:O	19	1.82
(1,37)	1:A:104:ARG:O	2:B:77:ALA:C	19	1.82
(1,37)	1:A:104:ARG:O	2:B:77:ALA:CA	19	1.82
(1,37)	1:A:104:ARG:O	2:B:77:ALA:CB	19	1.82
(1,37)	1:A:104:ARG:O	2:B:77:ALA:H	19	1.82
(1,37)	1:A:104:ARG:O	2:B:77:ALA:HA	19	1.82
(1,37)	1:A:104:ARG:O	2:B:77:ALA:HB1	19	1.82
(1,37)	1:A:104:ARG:O	2:B:77:ALA:HB2	19	1.82
(1,37)	1:A:104:ARG:O	2:B:77:ALA:HB3	19	1.82
(1,37)	1:A:104:ARG:O	2:B:77:ALA:N	19	1.82
(1,37)	1:A:104:ARG:O	2:B:77:ALA:O	19	1.82
(1,37)	1:A:104:ARG:O	2:B:78:GLY:C	19	1.82
(1,37)	1:A:104:ARG:O	2:B:78:GLY:CA	19	1.82
(1,37)	1:A:104:ARG:O	2:B:78:GLY:H	19	1.82
(1,37)	1:A:104:ARG:O	2:B:78:GLY:HA2	19	1.82
(1,37)	1:A:104:ARG:O	2:B:78:GLY:HA3	19	1.82
(1,37)	1:A:104:ARG:O	2:B:78:GLY:N	19	1.82
(1,37)	1:A:104:ARG:O	2:B:78:GLY:O	19	1.82
(1,37)	1:A:104:ARG:O	2:B:79:LYS:C	19	1.82
(1,37)	1:A:104:ARG:O	2:B:79:LYS:CA	19	1.82
(1,37)	1:A:104:ARG:O	2:B:79:LYS:CB	19	1.82
(1,37)	1:A:104:ARG:O	2:B:79:LYS:CD	19	1.82
(1,37)	1:A:104:ARG:O	2:B:79:LYS:CE	19	1.82
(1,37)	1:A:104:ARG:O	2:B:79:LYS:CG	19	1.82

*Continued on next page...*

*Continued from previous page...*

Key	Atom-1	Atom-2	Model ID	Violation (Å)
(1,37)	1:A:104:ARG:O	2:B:79:LYS:H	19	1.82
(1,37)	1:A:104:ARG:O	2:B:79:LYS:HA	19	1.82
(1,37)	1:A:104:ARG:O	2:B:79:LYS:HB2	19	1.82
(1,37)	1:A:104:ARG:O	2:B:79:LYS:HB3	19	1.82
(1,37)	1:A:104:ARG:O	2:B:79:LYS:HD2	19	1.82
(1,37)	1:A:104:ARG:O	2:B:79:LYS:HD3	19	1.82
(1,37)	1:A:104:ARG:O	2:B:79:LYS:HE2	19	1.82
(1,37)	1:A:104:ARG:O	2:B:79:LYS:HE3	19	1.82
(1,37)	1:A:104:ARG:O	2:B:79:LYS:HG2	19	1.82
(1,37)	1:A:104:ARG:O	2:B:79:LYS:HG3	19	1.82
(1,37)	1:A:104:ARG:O	2:B:79:LYS:HZ1	19	1.82
(1,37)	1:A:104:ARG:O	2:B:79:LYS:HZ2	19	1.82
(1,37)	1:A:104:ARG:O	2:B:79:LYS:HZ3	19	1.82
(1,37)	1:A:104:ARG:O	2:B:79:LYS:N	19	1.82
(1,37)	1:A:104:ARG:O	2:B:79:LYS:NZ	19	1.82
(1,37)	1:A:104:ARG:O	2:B:79:LYS:O	19	1.82
(1,37)	1:A:104:ARG:O	2:B:80:ILE:C	19	1.82
(1,37)	1:A:104:ARG:O	2:B:80:ILE:CA	19	1.82
(1,37)	1:A:104:ARG:O	2:B:80:ILE:CB	19	1.82
(1,37)	1:A:104:ARG:O	2:B:80:ILE:CD1	19	1.82
(1,37)	1:A:104:ARG:O	2:B:80:ILE:CG1	19	1.82
(1,37)	1:A:104:ARG:O	2:B:80:ILE:CG2	19	1.82
(1,37)	1:A:104:ARG:O	2:B:80:ILE:H	19	1.82
(1,37)	1:A:104:ARG:O	2:B:80:ILE:HA	19	1.82
(1,37)	1:A:104:ARG:O	2:B:80:ILE:HB	19	1.82
(1,37)	1:A:104:ARG:O	2:B:80:ILE:HD11	19	1.82
(1,37)	1:A:104:ARG:O	2:B:80:ILE:HD12	19	1.82
(1,37)	1:A:104:ARG:O	2:B:80:ILE:HD13	19	1.82
(1,37)	1:A:104:ARG:O	2:B:80:ILE:HG12	19	1.82
(1,37)	1:A:104:ARG:O	2:B:80:ILE:HG13	19	1.82
(1,37)	1:A:104:ARG:O	2:B:80:ILE:HG21	19	1.82
(1,37)	1:A:104:ARG:O	2:B:80:ILE:HG22	19	1.82
(1,37)	1:A:104:ARG:O	2:B:80:ILE:HG23	19	1.82
(1,37)	1:A:104:ARG:O	2:B:80:ILE:N	19	1.82
(1,37)	1:A:104:ARG:O	2:B:80:ILE:O	19	1.82
(1,37)	1:A:104:ARG:O	2:B:84:GLN:C	19	1.82
(1,37)	1:A:104:ARG:O	2:B:84:GLN:CA	19	1.82
(1,37)	1:A:104:ARG:O	2:B:84:GLN:CB	19	1.82
(1,37)	1:A:104:ARG:O	2:B:84:GLN:CD	19	1.82
(1,37)	1:A:104:ARG:O	2:B:84:GLN:CG	19	1.82
(1,37)	1:A:104:ARG:O	2:B:84:GLN:H	19	1.82
(1,37)	1:A:104:ARG:O	2:B:84:GLN:HA	19	1.82

*Continued on next page...*

*Continued from previous page...*

Key	Atom-1	Atom-2	Model ID	Violation (Å)
(1,37)	1:A:104:ARG:O	2:B:84:GLN:HB2	19	1.82
(1,37)	1:A:104:ARG:O	2:B:84:GLN:HB3	19	1.82
(1,37)	1:A:104:ARG:O	2:B:84:GLN:HE21	19	1.82
(1,37)	1:A:104:ARG:O	2:B:84:GLN:HE22	19	1.82
(1,37)	1:A:104:ARG:O	2:B:84:GLN:HG2	19	1.82
(1,37)	1:A:104:ARG:O	2:B:84:GLN:HG3	19	1.82
(1,37)	1:A:104:ARG:O	2:B:84:GLN:N	19	1.82
(1,37)	1:A:104:ARG:O	2:B:84:GLN:NE2	19	1.82
(1,37)	1:A:104:ARG:O	2:B:84:GLN:O	19	1.82
(1,37)	1:A:104:ARG:O	2:B:84:GLN:OE1	19	1.82
(1,37)	1:A:104:ARG:O	2:B:97:THR:C	19	1.82
(1,37)	1:A:104:ARG:O	2:B:97:THR:CA	19	1.82
(1,37)	1:A:104:ARG:O	2:B:97:THR:CB	19	1.82
(1,37)	1:A:104:ARG:O	2:B:97:THR:CG2	19	1.82
(1,37)	1:A:104:ARG:O	2:B:97:THR:H	19	1.82
(1,37)	1:A:104:ARG:O	2:B:97:THR:HA	19	1.82
(1,37)	1:A:104:ARG:O	2:B:97:THR:HB	19	1.82
(1,37)	1:A:104:ARG:O	2:B:97:THR:HG1	19	1.82
(1,37)	1:A:104:ARG:O	2:B:97:THR:HG21	19	1.82
(1,37)	1:A:104:ARG:O	2:B:97:THR:HG22	19	1.82
(1,37)	1:A:104:ARG:O	2:B:97:THR:HG23	19	1.82
(1,37)	1:A:104:ARG:O	2:B:97:THR:N	19	1.82
(1,37)	1:A:104:ARG:O	2:B:97:THR:O	19	1.82
(1,37)	1:A:104:ARG:O	2:B:97:THR:OG1	19	1.82
(1,37)	1:A:104:ARG:O	2:B:99:HIS:C	19	1.82
(1,37)	1:A:104:ARG:O	2:B:99:HIS:CA	19	1.82
(1,37)	1:A:104:ARG:O	2:B:99:HIS:CB	19	1.82
(1,37)	1:A:104:ARG:O	2:B:99:HIS:CD2	19	1.82
(1,37)	1:A:104:ARG:O	2:B:99:HIS:CE1	19	1.82
(1,37)	1:A:104:ARG:O	2:B:99:HIS:CG	19	1.82
(1,37)	1:A:104:ARG:O	2:B:99:HIS:H	19	1.82
(1,37)	1:A:104:ARG:O	2:B:99:HIS:HA	19	1.82
(1,37)	1:A:104:ARG:O	2:B:99:HIS:HB2	19	1.82
(1,37)	1:A:104:ARG:O	2:B:99:HIS:HB3	19	1.82
(1,37)	1:A:104:ARG:O	2:B:99:HIS:HD1	19	1.82
(1,37)	1:A:104:ARG:O	2:B:99:HIS:HD2	19	1.82
(1,37)	1:A:104:ARG:O	2:B:99:HIS:HE1	19	1.82
(1,37)	1:A:104:ARG:O	2:B:99:HIS:HE2	19	1.82
(1,37)	1:A:104:ARG:O	2:B:99:HIS:N	19	1.82
(1,37)	1:A:104:ARG:O	2:B:99:HIS:ND1	19	1.82
(1,37)	1:A:104:ARG:O	2:B:99:HIS:NE2	19	1.82
(1,37)	1:A:104:ARG:O	2:B:99:HIS:O	19	1.82

*Continued on next page...*

*Continued from previous page...*

Key	Atom-1	Atom-2	Model ID	Violation (Å)
(1,37)	1:A:104:ARG:O	2:B:101:VAL:C	19	1.82
(1,37)	1:A:104:ARG:O	2:B:101:VAL:CA	19	1.82
(1,37)	1:A:104:ARG:O	2:B:101:VAL:CB	19	1.82
(1,37)	1:A:104:ARG:O	2:B:101:VAL:CG1	19	1.82
(1,37)	1:A:104:ARG:O	2:B:101:VAL:CG2	19	1.82
(1,37)	1:A:104:ARG:O	2:B:101:VAL:H	19	1.82
(1,37)	1:A:104:ARG:O	2:B:101:VAL:HA	19	1.82
(1,37)	1:A:104:ARG:O	2:B:101:VAL:HB	19	1.82
(1,37)	1:A:104:ARG:O	2:B:101:VAL:HG11	19	1.82
(1,37)	1:A:104:ARG:O	2:B:101:VAL:HG12	19	1.82
(1,37)	1:A:104:ARG:O	2:B:101:VAL:HG13	19	1.82
(1,37)	1:A:104:ARG:O	2:B:101:VAL:HG21	19	1.82
(1,37)	1:A:104:ARG:O	2:B:101:VAL:HG22	19	1.82
(1,37)	1:A:104:ARG:O	2:B:101:VAL:HG23	19	1.82
(1,37)	1:A:104:ARG:O	2:B:101:VAL:N	19	1.82
(1,37)	1:A:104:ARG:O	2:B:101:VAL:O	19	1.82
(1,37)	1:A:104:ARG:C	2:B:75:ILE:C	16	1.81
(1,37)	1:A:104:ARG:C	2:B:75:ILE:CA	16	1.81
(1,37)	1:A:104:ARG:C	2:B:75:ILE:CB	16	1.81
(1,37)	1:A:104:ARG:C	2:B:75:ILE:CD1	16	1.81
(1,37)	1:A:104:ARG:C	2:B:75:ILE:CG1	16	1.81
(1,37)	1:A:104:ARG:C	2:B:75:ILE:CG2	16	1.81
(1,37)	1:A:104:ARG:C	2:B:75:ILE:H	16	1.81
(1,37)	1:A:104:ARG:C	2:B:75:ILE:HA	16	1.81
(1,37)	1:A:104:ARG:C	2:B:75:ILE:HB	16	1.81
(1,37)	1:A:104:ARG:C	2:B:75:ILE:HD11	16	1.81
(1,37)	1:A:104:ARG:C	2:B:75:ILE:HD12	16	1.81
(1,37)	1:A:104:ARG:C	2:B:75:ILE:HD13	16	1.81
(1,37)	1:A:104:ARG:C	2:B:75:ILE:HG12	16	1.81
(1,37)	1:A:104:ARG:C	2:B:75:ILE:HG13	16	1.81
(1,37)	1:A:104:ARG:C	2:B:75:ILE:HG21	16	1.81
(1,37)	1:A:104:ARG:C	2:B:75:ILE:HG22	16	1.81
(1,37)	1:A:104:ARG:C	2:B:75:ILE:HG23	16	1.81
(1,37)	1:A:104:ARG:C	2:B:75:ILE:N	16	1.81
(1,37)	1:A:104:ARG:C	2:B:75:ILE:O	16	1.81
(1,37)	1:A:104:ARG:C	2:B:77:ALA:C	16	1.81
(1,37)	1:A:104:ARG:C	2:B:77:ALA:CA	16	1.81
(1,37)	1:A:104:ARG:C	2:B:77:ALA:CB	16	1.81
(1,37)	1:A:104:ARG:C	2:B:77:ALA:H	16	1.81
(1,37)	1:A:104:ARG:C	2:B:77:ALA:HA	16	1.81
(1,37)	1:A:104:ARG:C	2:B:77:ALA:HB1	16	1.81
(1,37)	1:A:104:ARG:C	2:B:77:ALA:HB2	16	1.81

*Continued on next page...*



*Continued from previous page...*

Key	Atom-1	Atom-2	Model ID	Violation (Å)
(1,37)	1:A:104:ARG:C	2:B:77:ALA:HB3	16	1.81
(1,37)	1:A:104:ARG:C	2:B:77:ALA:N	16	1.81
(1,37)	1:A:104:ARG:C	2:B:77:ALA:O	16	1.81
(1,37)	1:A:104:ARG:C	2:B:78:GLY:C	16	1.81
(1,37)	1:A:104:ARG:C	2:B:78:GLY:CA	16	1.81
(1,37)	1:A:104:ARG:C	2:B:78:GLY:H	16	1.81
(1,37)	1:A:104:ARG:C	2:B:78:GLY:HA2	16	1.81
(1,37)	1:A:104:ARG:C	2:B:78:GLY:HA3	16	1.81
(1,37)	1:A:104:ARG:C	2:B:78:GLY:N	16	1.81
(1,37)	1:A:104:ARG:C	2:B:78:GLY:O	16	1.81
(1,37)	1:A:104:ARG:C	2:B:79:LYS:C	16	1.81
(1,37)	1:A:104:ARG:C	2:B:79:LYS:CA	16	1.81
(1,37)	1:A:104:ARG:C	2:B:79:LYS:CB	16	1.81
(1,37)	1:A:104:ARG:C	2:B:79:LYS:CD	16	1.81
(1,37)	1:A:104:ARG:C	2:B:79:LYS:CE	16	1.81
(1,37)	1:A:104:ARG:C	2:B:79:LYS:CG	16	1.81
(1,37)	1:A:104:ARG:C	2:B:79:LYS:H	16	1.81
(1,37)	1:A:104:ARG:C	2:B:79:LYS:HA	16	1.81
(1,37)	1:A:104:ARG:C	2:B:79:LYS:HB2	16	1.81
(1,37)	1:A:104:ARG:C	2:B:79:LYS:HB3	16	1.81
(1,37)	1:A:104:ARG:C	2:B:79:LYS:HD2	16	1.81
(1,37)	1:A:104:ARG:C	2:B:79:LYS:HD3	16	1.81
(1,37)	1:A:104:ARG:C	2:B:79:LYS:HE2	16	1.81
(1,37)	1:A:104:ARG:C	2:B:79:LYS:HE3	16	1.81
(1,37)	1:A:104:ARG:C	2:B:79:LYS:HG2	16	1.81
(1,37)	1:A:104:ARG:C	2:B:79:LYS:HG3	16	1.81
(1,37)	1:A:104:ARG:C	2:B:79:LYS:HZ1	16	1.81
(1,37)	1:A:104:ARG:C	2:B:79:LYS:HZ2	16	1.81
(1,37)	1:A:104:ARG:C	2:B:79:LYS:HZ3	16	1.81
(1,37)	1:A:104:ARG:C	2:B:79:LYS:N	16	1.81
(1,37)	1:A:104:ARG:C	2:B:79:LYS:NZ	16	1.81
(1,37)	1:A:104:ARG:C	2:B:79:LYS:O	16	1.81
(1,37)	1:A:104:ARG:C	2:B:80:ILE:C	16	1.81
(1,37)	1:A:104:ARG:C	2:B:80:ILE:CA	16	1.81
(1,37)	1:A:104:ARG:C	2:B:80:ILE:CB	16	1.81
(1,37)	1:A:104:ARG:C	2:B:80:ILE:CD1	16	1.81
(1,37)	1:A:104:ARG:C	2:B:80:ILE:CG1	16	1.81
(1,37)	1:A:104:ARG:C	2:B:80:ILE:CG2	16	1.81
(1,37)	1:A:104:ARG:C	2:B:80:ILE:H	16	1.81
(1,37)	1:A:104:ARG:C	2:B:80:ILE:HA	16	1.81
(1,37)	1:A:104:ARG:C	2:B:80:ILE:HB	16	1.81
(1,37)	1:A:104:ARG:C	2:B:80:ILE:HD11	16	1.81

*Continued on next page...*

*Continued from previous page...*

Key	Atom-1	Atom-2	Model ID	Violation (Å)
(1,37)	1:A:104:ARG:C	2:B:80:ILE:HD12	16	1.81
(1,37)	1:A:104:ARG:C	2:B:80:ILE:HD13	16	1.81
(1,37)	1:A:104:ARG:C	2:B:80:ILE:HG12	16	1.81
(1,37)	1:A:104:ARG:C	2:B:80:ILE:HG13	16	1.81
(1,37)	1:A:104:ARG:C	2:B:80:ILE:HG21	16	1.81
(1,37)	1:A:104:ARG:C	2:B:80:ILE:HG22	16	1.81
(1,37)	1:A:104:ARG:C	2:B:80:ILE:HG23	16	1.81
(1,37)	1:A:104:ARG:C	2:B:80:ILE:N	16	1.81
(1,37)	1:A:104:ARG:C	2:B:80:ILE:O	16	1.81
(1,37)	1:A:104:ARG:C	2:B:84:GLN:C	16	1.81
(1,37)	1:A:104:ARG:C	2:B:84:GLN:CA	16	1.81
(1,37)	1:A:104:ARG:C	2:B:84:GLN:CB	16	1.81
(1,37)	1:A:104:ARG:C	2:B:84:GLN:CD	16	1.81
(1,37)	1:A:104:ARG:C	2:B:84:GLN:CG	16	1.81
(1,37)	1:A:104:ARG:C	2:B:84:GLN:H	16	1.81
(1,37)	1:A:104:ARG:C	2:B:84:GLN:HA	16	1.81
(1,37)	1:A:104:ARG:C	2:B:84:GLN:HB2	16	1.81
(1,37)	1:A:104:ARG:C	2:B:84:GLN:HB3	16	1.81
(1,37)	1:A:104:ARG:C	2:B:84:GLN:HE21	16	1.81
(1,37)	1:A:104:ARG:C	2:B:84:GLN:HE22	16	1.81
(1,37)	1:A:104:ARG:C	2:B:84:GLN:HG2	16	1.81
(1,37)	1:A:104:ARG:C	2:B:84:GLN:HG3	16	1.81
(1,37)	1:A:104:ARG:C	2:B:84:GLN:N	16	1.81
(1,37)	1:A:104:ARG:C	2:B:84:GLN:NE2	16	1.81
(1,37)	1:A:104:ARG:C	2:B:84:GLN:O	16	1.81
(1,37)	1:A:104:ARG:C	2:B:84:GLN:OE1	16	1.81
(1,37)	1:A:104:ARG:C	2:B:97:THR:C	16	1.81
(1,37)	1:A:104:ARG:C	2:B:97:THR:CA	16	1.81
(1,37)	1:A:104:ARG:C	2:B:97:THR:CB	16	1.81
(1,37)	1:A:104:ARG:C	2:B:97:THR:CG2	16	1.81
(1,37)	1:A:104:ARG:C	2:B:97:THR:H	16	1.81
(1,37)	1:A:104:ARG:C	2:B:97:THR:HA	16	1.81
(1,37)	1:A:104:ARG:C	2:B:97:THR:HB	16	1.81
(1,37)	1:A:104:ARG:C	2:B:97:THR:HG1	16	1.81
(1,37)	1:A:104:ARG:C	2:B:97:THR:HG21	16	1.81
(1,37)	1:A:104:ARG:C	2:B:97:THR:HG22	16	1.81
(1,37)	1:A:104:ARG:C	2:B:97:THR:HG23	16	1.81
(1,37)	1:A:104:ARG:C	2:B:97:THR:N	16	1.81
(1,37)	1:A:104:ARG:C	2:B:97:THR:O	16	1.81
(1,37)	1:A:104:ARG:C	2:B:97:THR:OG1	16	1.81
(1,37)	1:A:104:ARG:C	2:B:99:HIS:C	16	1.81
(1,37)	1:A:104:ARG:C	2:B:99:HIS:CA	16	1.81

*Continued on next page...*

*Continued from previous page...*

Key	Atom-1	Atom-2	Model ID	Violation (Å)
(1,37)	1:A:104:ARG:C	2:B:99:HIS:CB	16	1.81
(1,37)	1:A:104:ARG:C	2:B:99:HIS:CD2	16	1.81
(1,37)	1:A:104:ARG:C	2:B:99:HIS:CE1	16	1.81
(1,37)	1:A:104:ARG:C	2:B:99:HIS:CG	16	1.81
(1,37)	1:A:104:ARG:C	2:B:99:HIS:H	16	1.81
(1,37)	1:A:104:ARG:C	2:B:99:HIS:HA	16	1.81
(1,37)	1:A:104:ARG:C	2:B:99:HIS:HB2	16	1.81
(1,37)	1:A:104:ARG:C	2:B:99:HIS:HB3	16	1.81
(1,37)	1:A:104:ARG:C	2:B:99:HIS:HD1	16	1.81
(1,37)	1:A:104:ARG:C	2:B:99:HIS:HD2	16	1.81
(1,37)	1:A:104:ARG:C	2:B:99:HIS:HE1	16	1.81
(1,37)	1:A:104:ARG:C	2:B:99:HIS:HE2	16	1.81
(1,37)	1:A:104:ARG:C	2:B:99:HIS:N	16	1.81
(1,37)	1:A:104:ARG:C	2:B:99:HIS:ND1	16	1.81
(1,37)	1:A:104:ARG:C	2:B:99:HIS:NE2	16	1.81
(1,37)	1:A:104:ARG:C	2:B:99:HIS:O	16	1.81
(1,37)	1:A:104:ARG:C	2:B:101:VAL:C	16	1.81
(1,37)	1:A:104:ARG:C	2:B:101:VAL:CA	16	1.81
(1,37)	1:A:104:ARG:C	2:B:101:VAL:CB	16	1.81
(1,37)	1:A:104:ARG:C	2:B:101:VAL:CG1	16	1.81
(1,37)	1:A:104:ARG:C	2:B:101:VAL:CG2	16	1.81
(1,37)	1:A:104:ARG:C	2:B:101:VAL:H	16	1.81
(1,37)	1:A:104:ARG:C	2:B:101:VAL:HA	16	1.81
(1,37)	1:A:104:ARG:C	2:B:101:VAL:HB	16	1.81
(1,37)	1:A:104:ARG:C	2:B:101:VAL:HG11	16	1.81
(1,37)	1:A:104:ARG:C	2:B:101:VAL:HG12	16	1.81
(1,37)	1:A:104:ARG:C	2:B:101:VAL:HG13	16	1.81
(1,37)	1:A:104:ARG:C	2:B:101:VAL:HG21	16	1.81
(1,37)	1:A:104:ARG:C	2:B:101:VAL:HG22	16	1.81
(1,37)	1:A:104:ARG:C	2:B:101:VAL:HG23	16	1.81
(1,37)	1:A:104:ARG:C	2:B:101:VAL:N	16	1.81
(1,37)	1:A:104:ARG:C	2:B:101:VAL:O	16	1.81
(1,37)	1:A:104:ARG:CA	2:B:75:ILE:C	16	1.81
(1,37)	1:A:104:ARG:CA	2:B:75:ILE:CA	16	1.81
(1,37)	1:A:104:ARG:CA	2:B:75:ILE:CB	16	1.81
(1,37)	1:A:104:ARG:CA	2:B:75:ILE:CD1	16	1.81
(1,37)	1:A:104:ARG:CA	2:B:75:ILE:CG1	16	1.81
(1,37)	1:A:104:ARG:CA	2:B:75:ILE:CG2	16	1.81
(1,37)	1:A:104:ARG:CA	2:B:75:ILE:H	16	1.81
(1,37)	1:A:104:ARG:CA	2:B:75:ILE:HA	16	1.81
(1,37)	1:A:104:ARG:CA	2:B:75:ILE:HB	16	1.81
(1,37)	1:A:104:ARG:CA	2:B:75:ILE:HD11	16	1.81

*Continued on next page...*

*Continued from previous page...*

Key	Atom-1	Atom-2	Model ID	Violation (Å)
(1,37)	1:A:104:ARG:CA	2:B:75:ILE:HD12	16	1.81
(1,37)	1:A:104:ARG:CA	2:B:75:ILE:HD13	16	1.81
(1,37)	1:A:104:ARG:CA	2:B:75:ILE:HG12	16	1.81
(1,37)	1:A:104:ARG:CA	2:B:75:ILE:HG13	16	1.81
(1,37)	1:A:104:ARG:CA	2:B:75:ILE:HG21	16	1.81
(1,37)	1:A:104:ARG:CA	2:B:75:ILE:HG22	16	1.81
(1,37)	1:A:104:ARG:CA	2:B:75:ILE:HG23	16	1.81
(1,37)	1:A:104:ARG:CA	2:B:75:ILE:N	16	1.81
(1,37)	1:A:104:ARG:CA	2:B:75:ILE:O	16	1.81
(1,37)	1:A:104:ARG:CA	2:B:77:ALA:C	16	1.81
(1,37)	1:A:104:ARG:CA	2:B:77:ALA:CA	16	1.81
(1,37)	1:A:104:ARG:CA	2:B:77:ALA:CB	16	1.81
(1,37)	1:A:104:ARG:CA	2:B:77:ALA:H	16	1.81
(1,37)	1:A:104:ARG:CA	2:B:77:ALA:HA	16	1.81
(1,37)	1:A:104:ARG:CA	2:B:77:ALA:HB1	16	1.81
(1,37)	1:A:104:ARG:CA	2:B:77:ALA:HB2	16	1.81
(1,37)	1:A:104:ARG:CA	2:B:77:ALA:HB3	16	1.81
(1,37)	1:A:104:ARG:CA	2:B:77:ALA:N	16	1.81
(1,37)	1:A:104:ARG:CA	2:B:77:ALA:O	16	1.81
(1,37)	1:A:104:ARG:CA	2:B:78:GLY:C	16	1.81
(1,37)	1:A:104:ARG:CA	2:B:78:GLY:CA	16	1.81
(1,37)	1:A:104:ARG:CA	2:B:78:GLY:H	16	1.81
(1,37)	1:A:104:ARG:CA	2:B:78:GLY:HA2	16	1.81
(1,37)	1:A:104:ARG:CA	2:B:78:GLY:HA3	16	1.81
(1,37)	1:A:104:ARG:CA	2:B:78:GLY:N	16	1.81
(1,37)	1:A:104:ARG:CA	2:B:78:GLY:O	16	1.81
(1,37)	1:A:104:ARG:CA	2:B:79:LYS:C	16	1.81
(1,37)	1:A:104:ARG:CA	2:B:79:LYS:CA	16	1.81
(1,37)	1:A:104:ARG:CA	2:B:79:LYS:CB	16	1.81
(1,37)	1:A:104:ARG:CA	2:B:79:LYS:CD	16	1.81
(1,37)	1:A:104:ARG:CA	2:B:79:LYS:CE	16	1.81
(1,37)	1:A:104:ARG:CA	2:B:79:LYS:CG	16	1.81
(1,37)	1:A:104:ARG:CA	2:B:79:LYS:H	16	1.81
(1,37)	1:A:104:ARG:CA	2:B:79:LYS:HA	16	1.81
(1,37)	1:A:104:ARG:CA	2:B:79:LYS:HB2	16	1.81
(1,37)	1:A:104:ARG:CA	2:B:79:LYS:HB3	16	1.81
(1,37)	1:A:104:ARG:CA	2:B:79:LYS:HD2	16	1.81
(1,37)	1:A:104:ARG:CA	2:B:79:LYS:HD3	16	1.81
(1,37)	1:A:104:ARG:CA	2:B:79:LYS:HE2	16	1.81
(1,37)	1:A:104:ARG:CA	2:B:79:LYS:HE3	16	1.81
(1,37)	1:A:104:ARG:CA	2:B:79:LYS:HG2	16	1.81
(1,37)	1:A:104:ARG:CA	2:B:79:LYS:HG3	16	1.81

*Continued on next page...*

*Continued from previous page...*

Key	Atom-1	Atom-2	Model ID	Violation (Å)
(1,37)	1:A:104:ARG:CA	2:B:79:LYS:HZ1	16	1.81
(1,37)	1:A:104:ARG:CA	2:B:79:LYS:HZ2	16	1.81
(1,37)	1:A:104:ARG:CA	2:B:79:LYS:HZ3	16	1.81
(1,37)	1:A:104:ARG:CA	2:B:79:LYS:N	16	1.81
(1,37)	1:A:104:ARG:CA	2:B:79:LYS:NZ	16	1.81
(1,37)	1:A:104:ARG:CA	2:B:79:LYS:O	16	1.81
(1,37)	1:A:104:ARG:CA	2:B:80:ILE:C	16	1.81
(1,37)	1:A:104:ARG:CA	2:B:80:ILE:CA	16	1.81
(1,37)	1:A:104:ARG:CA	2:B:80:ILE:CB	16	1.81
(1,37)	1:A:104:ARG:CA	2:B:80:ILE:CD1	16	1.81
(1,37)	1:A:104:ARG:CA	2:B:80:ILE:CG1	16	1.81
(1,37)	1:A:104:ARG:CA	2:B:80:ILE:CG2	16	1.81
(1,37)	1:A:104:ARG:CA	2:B:80:ILE:H	16	1.81
(1,37)	1:A:104:ARG:CA	2:B:80:ILE:HA	16	1.81
(1,37)	1:A:104:ARG:CA	2:B:80:ILE:HB	16	1.81
(1,37)	1:A:104:ARG:CA	2:B:80:ILE:HD11	16	1.81
(1,37)	1:A:104:ARG:CA	2:B:80:ILE:HD12	16	1.81
(1,37)	1:A:104:ARG:CA	2:B:80:ILE:HD13	16	1.81
(1,37)	1:A:104:ARG:CA	2:B:80:ILE:HG12	16	1.81
(1,37)	1:A:104:ARG:CA	2:B:80:ILE:HG13	16	1.81
(1,37)	1:A:104:ARG:CA	2:B:80:ILE:HG21	16	1.81
(1,37)	1:A:104:ARG:CA	2:B:80:ILE:HG22	16	1.81
(1,37)	1:A:104:ARG:CA	2:B:80:ILE:HG23	16	1.81
(1,37)	1:A:104:ARG:CA	2:B:80:ILE:N	16	1.81
(1,37)	1:A:104:ARG:CA	2:B:80:ILE:O	16	1.81
(1,37)	1:A:104:ARG:CA	2:B:84:GLN:C	16	1.81
(1,37)	1:A:104:ARG:CA	2:B:84:GLN:CA	16	1.81
(1,37)	1:A:104:ARG:CA	2:B:84:GLN:CB	16	1.81
(1,37)	1:A:104:ARG:CA	2:B:84:GLN:CD	16	1.81
(1,37)	1:A:104:ARG:CA	2:B:84:GLN:CG	16	1.81
(1,37)	1:A:104:ARG:CA	2:B:84:GLN:H	16	1.81
(1,37)	1:A:104:ARG:CA	2:B:84:GLN:HA	16	1.81
(1,37)	1:A:104:ARG:CA	2:B:84:GLN:HB2	16	1.81
(1,37)	1:A:104:ARG:CA	2:B:84:GLN:HB3	16	1.81
(1,37)	1:A:104:ARG:CA	2:B:84:GLN:HE21	16	1.81
(1,37)	1:A:104:ARG:CA	2:B:84:GLN:HE22	16	1.81
(1,37)	1:A:104:ARG:CA	2:B:84:GLN:HG2	16	1.81
(1,37)	1:A:104:ARG:CA	2:B:84:GLN:HG3	16	1.81
(1,37)	1:A:104:ARG:CA	2:B:84:GLN:N	16	1.81
(1,37)	1:A:104:ARG:CA	2:B:84:GLN:NE2	16	1.81
(1,37)	1:A:104:ARG:CA	2:B:84:GLN:O	16	1.81
(1,37)	1:A:104:ARG:CA	2:B:84:GLN:OE1	16	1.81

*Continued on next page...*

*Continued from previous page...*

Key	Atom-1	Atom-2	Model ID	Violation (Å)
(1,37)	1:A:104:ARG:CA	2:B:97:THR:C	16	1.81
(1,37)	1:A:104:ARG:CA	2:B:97:THR:CA	16	1.81
(1,37)	1:A:104:ARG:CA	2:B:97:THR:CB	16	1.81
(1,37)	1:A:104:ARG:CA	2:B:97:THR:CG2	16	1.81
(1,37)	1:A:104:ARG:CA	2:B:97:THR:H	16	1.81
(1,37)	1:A:104:ARG:CA	2:B:97:THR:HA	16	1.81
(1,37)	1:A:104:ARG:CA	2:B:97:THR:HB	16	1.81
(1,37)	1:A:104:ARG:CA	2:B:97:THR:HG1	16	1.81
(1,37)	1:A:104:ARG:CA	2:B:97:THR:HG21	16	1.81
(1,37)	1:A:104:ARG:CA	2:B:97:THR:HG22	16	1.81
(1,37)	1:A:104:ARG:CA	2:B:97:THR:HG23	16	1.81
(1,37)	1:A:104:ARG:CA	2:B:97:THR:N	16	1.81
(1,37)	1:A:104:ARG:CA	2:B:97:THR:O	16	1.81
(1,37)	1:A:104:ARG:CA	2:B:97:THR:OG1	16	1.81
(1,37)	1:A:104:ARG:CA	2:B:99:HIS:C	16	1.81
(1,37)	1:A:104:ARG:CA	2:B:99:HIS:CA	16	1.81
(1,37)	1:A:104:ARG:CA	2:B:99:HIS:CB	16	1.81
(1,37)	1:A:104:ARG:CA	2:B:99:HIS:CD2	16	1.81
(1,37)	1:A:104:ARG:CA	2:B:99:HIS:CE1	16	1.81
(1,37)	1:A:104:ARG:CA	2:B:99:HIS:CG	16	1.81
(1,37)	1:A:104:ARG:CA	2:B:99:HIS:H	16	1.81
(1,37)	1:A:104:ARG:CA	2:B:99:HIS:HA	16	1.81
(1,37)	1:A:104:ARG:CA	2:B:99:HIS:HB2	16	1.81
(1,37)	1:A:104:ARG:CA	2:B:99:HIS:HB3	16	1.81
(1,37)	1:A:104:ARG:CA	2:B:99:HIS:HD1	16	1.81
(1,37)	1:A:104:ARG:CA	2:B:99:HIS:HD2	16	1.81
(1,37)	1:A:104:ARG:CA	2:B:99:HIS:HE1	16	1.81
(1,37)	1:A:104:ARG:CA	2:B:99:HIS:HE2	16	1.81
(1,37)	1:A:104:ARG:CA	2:B:99:HIS:N	16	1.81
(1,37)	1:A:104:ARG:CA	2:B:99:HIS:ND1	16	1.81
(1,37)	1:A:104:ARG:CA	2:B:99:HIS:NE2	16	1.81
(1,37)	1:A:104:ARG:CA	2:B:99:HIS:O	16	1.81
(1,37)	1:A:104:ARG:CA	2:B:101:VAL:C	16	1.81
(1,37)	1:A:104:ARG:CA	2:B:101:VAL:CA	16	1.81
(1,37)	1:A:104:ARG:CA	2:B:101:VAL:CB	16	1.81
(1,37)	1:A:104:ARG:CA	2:B:101:VAL:CG1	16	1.81
(1,37)	1:A:104:ARG:CA	2:B:101:VAL:CG2	16	1.81
(1,37)	1:A:104:ARG:CA	2:B:101:VAL:H	16	1.81
(1,37)	1:A:104:ARG:CA	2:B:101:VAL:HA	16	1.81
(1,37)	1:A:104:ARG:CA	2:B:101:VAL:HB	16	1.81
(1,37)	1:A:104:ARG:CA	2:B:101:VAL:HG11	16	1.81
(1,37)	1:A:104:ARG:CA	2:B:101:VAL:HG12	16	1.81

*Continued on next page...*

*Continued from previous page...*

Key	Atom-1	Atom-2	Model ID	Violation (Å)
(1,37)	1:A:104:ARG:CA	2:B:101:VAL:HG13	16	1.81
(1,37)	1:A:104:ARG:CA	2:B:101:VAL:HG21	16	1.81
(1,37)	1:A:104:ARG:CA	2:B:101:VAL:HG22	16	1.81
(1,37)	1:A:104:ARG:CA	2:B:101:VAL:HG23	16	1.81
(1,37)	1:A:104:ARG:CA	2:B:101:VAL:N	16	1.81
(1,37)	1:A:104:ARG:CA	2:B:101:VAL:O	16	1.81
(1,37)	1:A:104:ARG:CB	2:B:75:ILE:C	16	1.81
(1,37)	1:A:104:ARG:CB	2:B:75:ILE:CA	16	1.81
(1,37)	1:A:104:ARG:CB	2:B:75:ILE:CB	16	1.81
(1,37)	1:A:104:ARG:CB	2:B:75:ILE:CD1	16	1.81
(1,37)	1:A:104:ARG:CB	2:B:75:ILE:CG1	16	1.81
(1,37)	1:A:104:ARG:CB	2:B:75:ILE:CG2	16	1.81
(1,37)	1:A:104:ARG:CB	2:B:75:ILE:H	16	1.81
(1,37)	1:A:104:ARG:CB	2:B:75:ILE:HA	16	1.81
(1,37)	1:A:104:ARG:CB	2:B:75:ILE:HB	16	1.81
(1,37)	1:A:104:ARG:CB	2:B:75:ILE:HD11	16	1.81
(1,37)	1:A:104:ARG:CB	2:B:75:ILE:HD12	16	1.81
(1,37)	1:A:104:ARG:CB	2:B:75:ILE:HD13	16	1.81
(1,37)	1:A:104:ARG:CB	2:B:75:ILE:HG12	16	1.81
(1,37)	1:A:104:ARG:CB	2:B:75:ILE:HG13	16	1.81
(1,37)	1:A:104:ARG:CB	2:B:75:ILE:HG21	16	1.81
(1,37)	1:A:104:ARG:CB	2:B:75:ILE:HG22	16	1.81
(1,37)	1:A:104:ARG:CB	2:B:75:ILE:HG23	16	1.81
(1,37)	1:A:104:ARG:CB	2:B:75:ILE:N	16	1.81
(1,37)	1:A:104:ARG:CB	2:B:75:ILE:O	16	1.81
(1,37)	1:A:104:ARG:CB	2:B:77:ALA:C	16	1.81
(1,37)	1:A:104:ARG:CB	2:B:77:ALA:CA	16	1.81
(1,37)	1:A:104:ARG:CB	2:B:77:ALA:CB	16	1.81
(1,37)	1:A:104:ARG:CB	2:B:77:ALA:H	16	1.81
(1,37)	1:A:104:ARG:CB	2:B:77:ALA:HA	16	1.81
(1,37)	1:A:104:ARG:CB	2:B:77:ALA:HB1	16	1.81
(1,37)	1:A:104:ARG:CB	2:B:77:ALA:HB2	16	1.81
(1,37)	1:A:104:ARG:CB	2:B:77:ALA:HB3	16	1.81
(1,37)	1:A:104:ARG:CB	2:B:77:ALA:N	16	1.81
(1,37)	1:A:104:ARG:CB	2:B:77:ALA:O	16	1.81
(1,37)	1:A:104:ARG:CB	2:B:78:GLY:C	16	1.81
(1,37)	1:A:104:ARG:CB	2:B:78:GLY:CA	16	1.81
(1,37)	1:A:104:ARG:CB	2:B:78:GLY:H	16	1.81
(1,37)	1:A:104:ARG:CB	2:B:78:GLY:HA2	16	1.81
(1,37)	1:A:104:ARG:CB	2:B:78:GLY:HA3	16	1.81
(1,37)	1:A:104:ARG:CB	2:B:78:GLY:N	16	1.81
(1,37)	1:A:104:ARG:CB	2:B:78:GLY:O	16	1.81

*Continued on next page...*

*Continued from previous page...*

Key	Atom-1	Atom-2	Model ID	Violation (Å)
(1,37)	1:A:104:ARG:CB	2:B:79:LYS:C	16	1.81
(1,37)	1:A:104:ARG:CB	2:B:79:LYS:CA	16	1.81
(1,37)	1:A:104:ARG:CB	2:B:79:LYS:CB	16	1.81
(1,37)	1:A:104:ARG:CB	2:B:79:LYS:CD	16	1.81
(1,37)	1:A:104:ARG:CB	2:B:79:LYS:CE	16	1.81
(1,37)	1:A:104:ARG:CB	2:B:79:LYS:CG	16	1.81
(1,37)	1:A:104:ARG:CB	2:B:79:LYS:H	16	1.81
(1,37)	1:A:104:ARG:CB	2:B:79:LYS:HA	16	1.81
(1,37)	1:A:104:ARG:CB	2:B:79:LYS:HB2	16	1.81
(1,37)	1:A:104:ARG:CB	2:B:79:LYS:HB3	16	1.81
(1,37)	1:A:104:ARG:CB	2:B:79:LYS:HD2	16	1.81
(1,37)	1:A:104:ARG:CB	2:B:79:LYS:HD3	16	1.81
(1,37)	1:A:104:ARG:CB	2:B:79:LYS:HE2	16	1.81
(1,37)	1:A:104:ARG:CB	2:B:79:LYS:HE3	16	1.81
(1,37)	1:A:104:ARG:CB	2:B:79:LYS:HG2	16	1.81
(1,37)	1:A:104:ARG:CB	2:B:79:LYS:HG3	16	1.81
(1,37)	1:A:104:ARG:CB	2:B:79:LYS:HZ1	16	1.81
(1,37)	1:A:104:ARG:CB	2:B:79:LYS:HZ2	16	1.81
(1,37)	1:A:104:ARG:CB	2:B:79:LYS:HZ3	16	1.81
(1,37)	1:A:104:ARG:CB	2:B:79:LYS:N	16	1.81
(1,37)	1:A:104:ARG:CB	2:B:79:LYS:NZ	16	1.81
(1,37)	1:A:104:ARG:CB	2:B:79:LYS:O	16	1.81
(1,37)	1:A:104:ARG:CB	2:B:80:ILE:C	16	1.81
(1,37)	1:A:104:ARG:CB	2:B:80:ILE:CA	16	1.81
(1,37)	1:A:104:ARG:CB	2:B:80:ILE:CB	16	1.81
(1,37)	1:A:104:ARG:CB	2:B:80:ILE:CD1	16	1.81
(1,37)	1:A:104:ARG:CB	2:B:80:ILE:CG1	16	1.81
(1,37)	1:A:104:ARG:CB	2:B:80:ILE:CG2	16	1.81
(1,37)	1:A:104:ARG:CB	2:B:80:ILE:H	16	1.81
(1,37)	1:A:104:ARG:CB	2:B:80:ILE:HA	16	1.81
(1,37)	1:A:104:ARG:CB	2:B:80:ILE:HB	16	1.81
(1,37)	1:A:104:ARG:CB	2:B:80:ILE:HD11	16	1.81
(1,37)	1:A:104:ARG:CB	2:B:80:ILE:HD12	16	1.81
(1,37)	1:A:104:ARG:CB	2:B:80:ILE:HD13	16	1.81
(1,37)	1:A:104:ARG:CB	2:B:80:ILE:HG12	16	1.81
(1,37)	1:A:104:ARG:CB	2:B:80:ILE:HG13	16	1.81
(1,37)	1:A:104:ARG:CB	2:B:80:ILE:HG21	16	1.81
(1,37)	1:A:104:ARG:CB	2:B:80:ILE:HG22	16	1.81
(1,37)	1:A:104:ARG:CB	2:B:80:ILE:HG23	16	1.81
(1,37)	1:A:104:ARG:CB	2:B:80:ILE:N	16	1.81
(1,37)	1:A:104:ARG:CB	2:B:80:ILE:O	16	1.81
(1,37)	1:A:104:ARG:CB	2:B:84:GLN:C	16	1.81

*Continued on next page...*



*Continued from previous page...*

Key	Atom-1	Atom-2	Model ID	Violation (Å)
(1,37)	1:A:104:ARG:CB	2:B:84:GLN:CA	16	1.81
(1,37)	1:A:104:ARG:CB	2:B:84:GLN:CB	16	1.81
(1,37)	1:A:104:ARG:CB	2:B:84:GLN:CD	16	1.81
(1,37)	1:A:104:ARG:CB	2:B:84:GLN:CG	16	1.81
(1,37)	1:A:104:ARG:CB	2:B:84:GLN:H	16	1.81
(1,37)	1:A:104:ARG:CB	2:B:84:GLN:HA	16	1.81
(1,37)	1:A:104:ARG:CB	2:B:84:GLN:HB2	16	1.81
(1,37)	1:A:104:ARG:CB	2:B:84:GLN:HB3	16	1.81
(1,37)	1:A:104:ARG:CB	2:B:84:GLN:HE21	16	1.81
(1,37)	1:A:104:ARG:CB	2:B:84:GLN:HE22	16	1.81
(1,37)	1:A:104:ARG:CB	2:B:84:GLN:HG2	16	1.81
(1,37)	1:A:104:ARG:CB	2:B:84:GLN:HG3	16	1.81
(1,37)	1:A:104:ARG:CB	2:B:84:GLN:N	16	1.81
(1,37)	1:A:104:ARG:CB	2:B:84:GLN:NE2	16	1.81
(1,37)	1:A:104:ARG:CB	2:B:84:GLN:O	16	1.81
(1,37)	1:A:104:ARG:CB	2:B:84:GLN:OE1	16	1.81
(1,37)	1:A:104:ARG:CB	2:B:97:THR:C	16	1.81
(1,37)	1:A:104:ARG:CB	2:B:97:THR:CA	16	1.81
(1,37)	1:A:104:ARG:CB	2:B:97:THR:CB	16	1.81
(1,37)	1:A:104:ARG:CB	2:B:97:THR:CG2	16	1.81
(1,37)	1:A:104:ARG:CB	2:B:97:THR:H	16	1.81
(1,37)	1:A:104:ARG:CB	2:B:97:THR:HA	16	1.81
(1,37)	1:A:104:ARG:CB	2:B:97:THR:HB	16	1.81
(1,37)	1:A:104:ARG:CB	2:B:97:THR:HG1	16	1.81
(1,37)	1:A:104:ARG:CB	2:B:97:THR:HG21	16	1.81
(1,37)	1:A:104:ARG:CB	2:B:97:THR:HG22	16	1.81
(1,37)	1:A:104:ARG:CB	2:B:97:THR:HG23	16	1.81
(1,37)	1:A:104:ARG:CB	2:B:97:THR:N	16	1.81
(1,37)	1:A:104:ARG:CB	2:B:97:THR:O	16	1.81
(1,37)	1:A:104:ARG:CB	2:B:97:THR:OG1	16	1.81
(1,37)	1:A:104:ARG:CB	2:B:99:HIS:C	16	1.81
(1,37)	1:A:104:ARG:CB	2:B:99:HIS:CA	16	1.81
(1,37)	1:A:104:ARG:CB	2:B:99:HIS:CB	16	1.81
(1,37)	1:A:104:ARG:CB	2:B:99:HIS:CD2	16	1.81
(1,37)	1:A:104:ARG:CB	2:B:99:HIS:CE1	16	1.81
(1,37)	1:A:104:ARG:CB	2:B:99:HIS:CG	16	1.81
(1,37)	1:A:104:ARG:CB	2:B:99:HIS:H	16	1.81
(1,37)	1:A:104:ARG:CB	2:B:99:HIS:HA	16	1.81
(1,37)	1:A:104:ARG:CB	2:B:99:HIS:HB2	16	1.81
(1,37)	1:A:104:ARG:CB	2:B:99:HIS:HB3	16	1.81
(1,37)	1:A:104:ARG:CB	2:B:99:HIS:HD1	16	1.81
(1,37)	1:A:104:ARG:CB	2:B:99:HIS:HD2	16	1.81

*Continued on next page...*

*Continued from previous page...*

Key	Atom-1	Atom-2	Model ID	Violation (Å)
(1,37)	1:A:104:ARG:CB	2:B:99:HIS:HE1	16	1.81
(1,37)	1:A:104:ARG:CB	2:B:99:HIS:HE2	16	1.81
(1,37)	1:A:104:ARG:CB	2:B:99:HIS:N	16	1.81
(1,37)	1:A:104:ARG:CB	2:B:99:HIS:ND1	16	1.81
(1,37)	1:A:104:ARG:CB	2:B:99:HIS:NE2	16	1.81
(1,37)	1:A:104:ARG:CB	2:B:99:HIS:O	16	1.81
(1,37)	1:A:104:ARG:CB	2:B:101:VAL:C	16	1.81
(1,37)	1:A:104:ARG:CB	2:B:101:VAL:CA	16	1.81
(1,37)	1:A:104:ARG:CB	2:B:101:VAL:CB	16	1.81
(1,37)	1:A:104:ARG:CB	2:B:101:VAL:CG1	16	1.81
(1,37)	1:A:104:ARG:CB	2:B:101:VAL:CG2	16	1.81
(1,37)	1:A:104:ARG:CB	2:B:101:VAL:H	16	1.81
(1,37)	1:A:104:ARG:CB	2:B:101:VAL:HA	16	1.81
(1,37)	1:A:104:ARG:CB	2:B:101:VAL:HB	16	1.81
(1,37)	1:A:104:ARG:CB	2:B:101:VAL:HG11	16	1.81
(1,37)	1:A:104:ARG:CB	2:B:101:VAL:HG12	16	1.81
(1,37)	1:A:104:ARG:CB	2:B:101:VAL:HG13	16	1.81
(1,37)	1:A:104:ARG:CB	2:B:101:VAL:HG21	16	1.81
(1,37)	1:A:104:ARG:CB	2:B:101:VAL:HG22	16	1.81
(1,37)	1:A:104:ARG:CB	2:B:101:VAL:HG23	16	1.81
(1,37)	1:A:104:ARG:CB	2:B:101:VAL:N	16	1.81
(1,37)	1:A:104:ARG:CB	2:B:101:VAL:O	16	1.81
(1,37)	1:A:104:ARG:CD	2:B:75:ILE:C	16	1.81
(1,37)	1:A:104:ARG:CD	2:B:75:ILE:CA	16	1.81
(1,37)	1:A:104:ARG:CD	2:B:75:ILE:CB	16	1.81
(1,37)	1:A:104:ARG:CD	2:B:75:ILE:CD1	16	1.81
(1,37)	1:A:104:ARG:CD	2:B:75:ILE:CG1	16	1.81
(1,37)	1:A:104:ARG:CD	2:B:75:ILE:CG2	16	1.81
(1,37)	1:A:104:ARG:CD	2:B:75:ILE:H	16	1.81
(1,37)	1:A:104:ARG:CD	2:B:75:ILE:HA	16	1.81
(1,37)	1:A:104:ARG:CD	2:B:75:ILE:HB	16	1.81
(1,37)	1:A:104:ARG:CD	2:B:75:ILE:HD11	16	1.81
(1,37)	1:A:104:ARG:CD	2:B:75:ILE:HD12	16	1.81
(1,37)	1:A:104:ARG:CD	2:B:75:ILE:HD13	16	1.81
(1,37)	1:A:104:ARG:CD	2:B:75:ILE:HG12	16	1.81
(1,37)	1:A:104:ARG:CD	2:B:75:ILE:HG13	16	1.81
(1,37)	1:A:104:ARG:CD	2:B:75:ILE:HG21	16	1.81
(1,37)	1:A:104:ARG:CD	2:B:75:ILE:HG22	16	1.81
(1,37)	1:A:104:ARG:CD	2:B:75:ILE:HG23	16	1.81
(1,37)	1:A:104:ARG:CD	2:B:75:ILE:N	16	1.81
(1,37)	1:A:104:ARG:CD	2:B:75:ILE:O	16	1.81
(1,37)	1:A:104:ARG:CD	2:B:77:ALA:C	16	1.81

*Continued on next page...*

*Continued from previous page...*

Key	Atom-1	Atom-2	Model ID	Violation (Å)
(1,37)	1:A:104:ARG:CD	2:B:77:ALA:CA	16	1.81
(1,37)	1:A:104:ARG:CD	2:B:77:ALA:CB	16	1.81
(1,37)	1:A:104:ARG:CD	2:B:77:ALA:H	16	1.81
(1,37)	1:A:104:ARG:CD	2:B:77:ALA:HA	16	1.81
(1,37)	1:A:104:ARG:CD	2:B:77:ALA:HB1	16	1.81
(1,37)	1:A:104:ARG:CD	2:B:77:ALA:HB2	16	1.81
(1,37)	1:A:104:ARG:CD	2:B:77:ALA:HB3	16	1.81
(1,37)	1:A:104:ARG:CD	2:B:77:ALA:N	16	1.81
(1,37)	1:A:104:ARG:CD	2:B:77:ALA:O	16	1.81
(1,37)	1:A:104:ARG:CD	2:B:78:GLY:C	16	1.81
(1,37)	1:A:104:ARG:CD	2:B:78:GLY:CA	16	1.81
(1,37)	1:A:104:ARG:CD	2:B:78:GLY:H	16	1.81
(1,37)	1:A:104:ARG:CD	2:B:78:GLY:HA2	16	1.81
(1,37)	1:A:104:ARG:CD	2:B:78:GLY:HA3	16	1.81
(1,37)	1:A:104:ARG:CD	2:B:78:GLY:N	16	1.81
(1,37)	1:A:104:ARG:CD	2:B:78:GLY:O	16	1.81
(1,37)	1:A:104:ARG:CD	2:B:79:LYS:C	16	1.81
(1,37)	1:A:104:ARG:CD	2:B:79:LYS:CA	16	1.81
(1,37)	1:A:104:ARG:CD	2:B:79:LYS:CB	16	1.81
(1,37)	1:A:104:ARG:CD	2:B:79:LYS:CD	16	1.81
(1,37)	1:A:104:ARG:CD	2:B:79:LYS:CE	16	1.81
(1,37)	1:A:104:ARG:CD	2:B:79:LYS:CG	16	1.81
(1,37)	1:A:104:ARG:CD	2:B:79:LYS:H	16	1.81
(1,37)	1:A:104:ARG:CD	2:B:79:LYS:HA	16	1.81
(1,37)	1:A:104:ARG:CD	2:B:79:LYS:HB2	16	1.81
(1,37)	1:A:104:ARG:CD	2:B:79:LYS:HB3	16	1.81
(1,37)	1:A:104:ARG:CD	2:B:79:LYS:HD2	16	1.81
(1,37)	1:A:104:ARG:CD	2:B:79:LYS:HD3	16	1.81
(1,37)	1:A:104:ARG:CD	2:B:79:LYS:HE2	16	1.81
(1,37)	1:A:104:ARG:CD	2:B:79:LYS:HE3	16	1.81
(1,37)	1:A:104:ARG:CD	2:B:79:LYS:HG2	16	1.81
(1,37)	1:A:104:ARG:CD	2:B:79:LYS:HG3	16	1.81
(1,37)	1:A:104:ARG:CD	2:B:79:LYS:HZ1	16	1.81
(1,37)	1:A:104:ARG:CD	2:B:79:LYS:HZ2	16	1.81
(1,37)	1:A:104:ARG:CD	2:B:79:LYS:HZ3	16	1.81
(1,37)	1:A:104:ARG:CD	2:B:79:LYS:N	16	1.81
(1,37)	1:A:104:ARG:CD	2:B:79:LYS:NZ	16	1.81
(1,37)	1:A:104:ARG:CD	2:B:79:LYS:O	16	1.81
(1,37)	1:A:104:ARG:CD	2:B:80:ILE:C	16	1.81
(1,37)	1:A:104:ARG:CD	2:B:80:ILE:CA	16	1.81
(1,37)	1:A:104:ARG:CD	2:B:80:ILE:CB	16	1.81
(1,37)	1:A:104:ARG:CD	2:B:80:ILE:CD1	16	1.81

*Continued on next page...*

*Continued from previous page...*

Key	Atom-1	Atom-2	Model ID	Violation (Å)
(1,37)	1:A:104:ARG:CD	2:B:80:ILE:CG1	16	1.81
(1,37)	1:A:104:ARG:CD	2:B:80:ILE:CG2	16	1.81
(1,37)	1:A:104:ARG:CD	2:B:80:ILE:H	16	1.81
(1,37)	1:A:104:ARG:CD	2:B:80:ILE:HA	16	1.81
(1,37)	1:A:104:ARG:CD	2:B:80:ILE:HB	16	1.81
(1,37)	1:A:104:ARG:CD	2:B:80:ILE:HD11	16	1.81
(1,37)	1:A:104:ARG:CD	2:B:80:ILE:HD12	16	1.81
(1,37)	1:A:104:ARG:CD	2:B:80:ILE:HD13	16	1.81
(1,37)	1:A:104:ARG:CD	2:B:80:ILE:HG12	16	1.81
(1,37)	1:A:104:ARG:CD	2:B:80:ILE:HG13	16	1.81
(1,37)	1:A:104:ARG:CD	2:B:80:ILE:HG21	16	1.81
(1,37)	1:A:104:ARG:CD	2:B:80:ILE:HG22	16	1.81
(1,37)	1:A:104:ARG:CD	2:B:80:ILE:HG23	16	1.81
(1,37)	1:A:104:ARG:CD	2:B:80:ILE:N	16	1.81
(1,37)	1:A:104:ARG:CD	2:B:80:ILE:O	16	1.81
(1,37)	1:A:104:ARG:CD	2:B:84:GLN:C	16	1.81
(1,37)	1:A:104:ARG:CD	2:B:84:GLN:CA	16	1.81
(1,37)	1:A:104:ARG:CD	2:B:84:GLN:CB	16	1.81
(1,37)	1:A:104:ARG:CD	2:B:84:GLN:CD	16	1.81
(1,37)	1:A:104:ARG:CD	2:B:84:GLN:CG	16	1.81
(1,37)	1:A:104:ARG:CD	2:B:84:GLN:H	16	1.81
(1,37)	1:A:104:ARG:CD	2:B:84:GLN:HA	16	1.81
(1,37)	1:A:104:ARG:CD	2:B:84:GLN:HB2	16	1.81
(1,37)	1:A:104:ARG:CD	2:B:84:GLN:HB3	16	1.81
(1,37)	1:A:104:ARG:CD	2:B:84:GLN:HE21	16	1.81
(1,37)	1:A:104:ARG:CD	2:B:84:GLN:HE22	16	1.81
(1,37)	1:A:104:ARG:CD	2:B:84:GLN:HG2	16	1.81
(1,37)	1:A:104:ARG:CD	2:B:84:GLN:HG3	16	1.81
(1,37)	1:A:104:ARG:CD	2:B:84:GLN:N	16	1.81
(1,37)	1:A:104:ARG:CD	2:B:84:GLN:NE2	16	1.81
(1,37)	1:A:104:ARG:CD	2:B:84:GLN:O	16	1.81
(1,37)	1:A:104:ARG:CD	2:B:84:GLN:OE1	16	1.81
(1,37)	1:A:104:ARG:CD	2:B:97:THR:C	16	1.81
(1,37)	1:A:104:ARG:CD	2:B:97:THR:CA	16	1.81
(1,37)	1:A:104:ARG:CD	2:B:97:THR:CB	16	1.81
(1,37)	1:A:104:ARG:CD	2:B:97:THR:CG2	16	1.81
(1,37)	1:A:104:ARG:CD	2:B:97:THR:H	16	1.81
(1,37)	1:A:104:ARG:CD	2:B:97:THR:HA	16	1.81
(1,37)	1:A:104:ARG:CD	2:B:97:THR:HB	16	1.81
(1,37)	1:A:104:ARG:CD	2:B:97:THR:HG1	16	1.81
(1,37)	1:A:104:ARG:CD	2:B:97:THR:HG21	16	1.81
(1,37)	1:A:104:ARG:CD	2:B:97:THR:HG22	16	1.81

*Continued on next page...*

*Continued from previous page...*

Key	Atom-1	Atom-2	Model ID	Violation (Å)
(1,37)	1:A:104:ARG:CD	2:B:97:THR:HG23	16	1.81
(1,37)	1:A:104:ARG:CD	2:B:97:THR:N	16	1.81
(1,37)	1:A:104:ARG:CD	2:B:97:THR:O	16	1.81
(1,37)	1:A:104:ARG:CD	2:B:97:THR:OG1	16	1.81
(1,37)	1:A:104:ARG:CD	2:B:99:HIS:C	16	1.81
(1,37)	1:A:104:ARG:CD	2:B:99:HIS:CA	16	1.81
(1,37)	1:A:104:ARG:CD	2:B:99:HIS:CB	16	1.81
(1,37)	1:A:104:ARG:CD	2:B:99:HIS:CD2	16	1.81
(1,37)	1:A:104:ARG:CD	2:B:99:HIS:CE1	16	1.81
(1,37)	1:A:104:ARG:CD	2:B:99:HIS:CG	16	1.81
(1,37)	1:A:104:ARG:CD	2:B:99:HIS:H	16	1.81
(1,37)	1:A:104:ARG:CD	2:B:99:HIS:HA	16	1.81
(1,37)	1:A:104:ARG:CD	2:B:99:HIS:HB2	16	1.81
(1,37)	1:A:104:ARG:CD	2:B:99:HIS:HB3	16	1.81
(1,37)	1:A:104:ARG:CD	2:B:99:HIS:HD1	16	1.81
(1,37)	1:A:104:ARG:CD	2:B:99:HIS:HD2	16	1.81
(1,37)	1:A:104:ARG:CD	2:B:99:HIS:HE1	16	1.81
(1,37)	1:A:104:ARG:CD	2:B:99:HIS:HE2	16	1.81
(1,37)	1:A:104:ARG:CD	2:B:99:HIS:N	16	1.81
(1,37)	1:A:104:ARG:CD	2:B:99:HIS:ND1	16	1.81
(1,37)	1:A:104:ARG:CD	2:B:99:HIS:NE2	16	1.81
(1,37)	1:A:104:ARG:CD	2:B:99:HIS:O	16	1.81
(1,37)	1:A:104:ARG:CD	2:B:101:VAL:C	16	1.81
(1,37)	1:A:104:ARG:CD	2:B:101:VAL:CA	16	1.81
(1,37)	1:A:104:ARG:CD	2:B:101:VAL:CB	16	1.81
(1,37)	1:A:104:ARG:CD	2:B:101:VAL:CG1	16	1.81
(1,37)	1:A:104:ARG:CD	2:B:101:VAL:CG2	16	1.81
(1,37)	1:A:104:ARG:CD	2:B:101:VAL:H	16	1.81
(1,37)	1:A:104:ARG:CD	2:B:101:VAL:HA	16	1.81
(1,37)	1:A:104:ARG:CD	2:B:101:VAL:HB	16	1.81
(1,37)	1:A:104:ARG:CD	2:B:101:VAL:HG11	16	1.81
(1,37)	1:A:104:ARG:CD	2:B:101:VAL:HG12	16	1.81
(1,37)	1:A:104:ARG:CD	2:B:101:VAL:HG13	16	1.81
(1,37)	1:A:104:ARG:CD	2:B:101:VAL:HG21	16	1.81
(1,37)	1:A:104:ARG:CD	2:B:101:VAL:HG22	16	1.81
(1,37)	1:A:104:ARG:CD	2:B:101:VAL:HG23	16	1.81
(1,37)	1:A:104:ARG:CD	2:B:101:VAL:N	16	1.81
(1,37)	1:A:104:ARG:CD	2:B:101:VAL:O	16	1.81
(1,37)	1:A:104:ARG:CG	2:B:75:ILE:C	16	1.81
(1,37)	1:A:104:ARG:CG	2:B:75:ILE:CA	16	1.81
(1,37)	1:A:104:ARG:CG	2:B:75:ILE:CB	16	1.81
(1,37)	1:A:104:ARG:CG	2:B:75:ILE:CD1	16	1.81

*Continued on next page...*

*Continued from previous page...*

Key	Atom-1	Atom-2	Model ID	Violation (Å)
(1,37)	1:A:104:ARG:CG	2:B:75:ILE:CG1	16	1.81
(1,37)	1:A:104:ARG:CG	2:B:75:ILE:CG2	16	1.81
(1,37)	1:A:104:ARG:CG	2:B:75:ILE:H	16	1.81
(1,37)	1:A:104:ARG:CG	2:B:75:ILE:HA	16	1.81
(1,37)	1:A:104:ARG:CG	2:B:75:ILE:HB	16	1.81
(1,37)	1:A:104:ARG:CG	2:B:75:ILE:HD11	16	1.81
(1,37)	1:A:104:ARG:CG	2:B:75:ILE:HD12	16	1.81
(1,37)	1:A:104:ARG:CG	2:B:75:ILE:HD13	16	1.81
(1,37)	1:A:104:ARG:CG	2:B:75:ILE:HG12	16	1.81
(1,37)	1:A:104:ARG:CG	2:B:75:ILE:HG13	16	1.81
(1,37)	1:A:104:ARG:CG	2:B:75:ILE:HG21	16	1.81
(1,37)	1:A:104:ARG:CG	2:B:75:ILE:HG22	16	1.81
(1,37)	1:A:104:ARG:CG	2:B:75:ILE:HG23	16	1.81
(1,37)	1:A:104:ARG:CG	2:B:75:ILE:N	16	1.81
(1,37)	1:A:104:ARG:CG	2:B:75:ILE:O	16	1.81
(1,37)	1:A:104:ARG:CG	2:B:77:ALA:C	16	1.81
(1,37)	1:A:104:ARG:CG	2:B:77:ALA:CA	16	1.81
(1,37)	1:A:104:ARG:CG	2:B:77:ALA:CB	16	1.81
(1,37)	1:A:104:ARG:CG	2:B:77:ALA:H	16	1.81
(1,37)	1:A:104:ARG:CG	2:B:77:ALA:HA	16	1.81
(1,37)	1:A:104:ARG:CG	2:B:77:ALA:HB1	16	1.81
(1,37)	1:A:104:ARG:CG	2:B:77:ALA:HB2	16	1.81
(1,37)	1:A:104:ARG:CG	2:B:77:ALA:HB3	16	1.81
(1,37)	1:A:104:ARG:CG	2:B:77:ALA:N	16	1.81
(1,37)	1:A:104:ARG:CG	2:B:77:ALA:O	16	1.81
(1,37)	1:A:104:ARG:CG	2:B:78:GLY:C	16	1.81
(1,37)	1:A:104:ARG:CG	2:B:78:GLY:CA	16	1.81
(1,37)	1:A:104:ARG:CG	2:B:78:GLY:H	16	1.81
(1,37)	1:A:104:ARG:CG	2:B:78:GLY:HA2	16	1.81
(1,37)	1:A:104:ARG:CG	2:B:78:GLY:HA3	16	1.81
(1,37)	1:A:104:ARG:CG	2:B:78:GLY:N	16	1.81
(1,37)	1:A:104:ARG:CG	2:B:78:GLY:O	16	1.81
(1,37)	1:A:104:ARG:CG	2:B:79:LYS:C	16	1.81
(1,37)	1:A:104:ARG:CG	2:B:79:LYS:CA	16	1.81
(1,37)	1:A:104:ARG:CG	2:B:79:LYS:CB	16	1.81
(1,37)	1:A:104:ARG:CG	2:B:79:LYS:CD	16	1.81
(1,37)	1:A:104:ARG:CG	2:B:79:LYS:CE	16	1.81
(1,37)	1:A:104:ARG:CG	2:B:79:LYS:CG	16	1.81
(1,37)	1:A:104:ARG:CG	2:B:79:LYS:H	16	1.81
(1,37)	1:A:104:ARG:CG	2:B:79:LYS:HA	16	1.81
(1,37)	1:A:104:ARG:CG	2:B:79:LYS:HB2	16	1.81
(1,37)	1:A:104:ARG:CG	2:B:79:LYS:HB3	16	1.81

*Continued on next page...*

*Continued from previous page...*

Key	Atom-1	Atom-2	Model ID	Violation (Å)
(1,37)	1:A:104:ARG:CG	2:B:79:LYS:HD2	16	1.81
(1,37)	1:A:104:ARG:CG	2:B:79:LYS:HD3	16	1.81
(1,37)	1:A:104:ARG:CG	2:B:79:LYS:HE2	16	1.81
(1,37)	1:A:104:ARG:CG	2:B:79:LYS:HE3	16	1.81
(1,37)	1:A:104:ARG:CG	2:B:79:LYS:HG2	16	1.81
(1,37)	1:A:104:ARG:CG	2:B:79:LYS:HG3	16	1.81
(1,37)	1:A:104:ARG:CG	2:B:79:LYS:HZ1	16	1.81
(1,37)	1:A:104:ARG:CG	2:B:79:LYS:HZ2	16	1.81
(1,37)	1:A:104:ARG:CG	2:B:79:LYS:HZ3	16	1.81
(1,37)	1:A:104:ARG:CG	2:B:79:LYS:N	16	1.81
(1,37)	1:A:104:ARG:CG	2:B:79:LYS:NZ	16	1.81
(1,37)	1:A:104:ARG:CG	2:B:79:LYS:O	16	1.81
(1,37)	1:A:104:ARG:CG	2:B:80:ILE:C	16	1.81
(1,37)	1:A:104:ARG:CG	2:B:80:ILE:CA	16	1.81
(1,37)	1:A:104:ARG:CG	2:B:80:ILE:CB	16	1.81
(1,37)	1:A:104:ARG:CG	2:B:80:ILE:CD1	16	1.81
(1,37)	1:A:104:ARG:CG	2:B:80:ILE:CG1	16	1.81
(1,37)	1:A:104:ARG:CG	2:B:80:ILE:CG2	16	1.81
(1,37)	1:A:104:ARG:CG	2:B:80:ILE:H	16	1.81
(1,37)	1:A:104:ARG:CG	2:B:80:ILE:HA	16	1.81
(1,37)	1:A:104:ARG:CG	2:B:80:ILE:HB	16	1.81
(1,37)	1:A:104:ARG:CG	2:B:80:ILE:HD11	16	1.81
(1,37)	1:A:104:ARG:CG	2:B:80:ILE:HD12	16	1.81
(1,37)	1:A:104:ARG:CG	2:B:80:ILE:HD13	16	1.81
(1,37)	1:A:104:ARG:CG	2:B:80:ILE:HG12	16	1.81
(1,37)	1:A:104:ARG:CG	2:B:80:ILE:HG13	16	1.81
(1,37)	1:A:104:ARG:CG	2:B:80:ILE:HG21	16	1.81
(1,37)	1:A:104:ARG:CG	2:B:80:ILE:HG22	16	1.81
(1,37)	1:A:104:ARG:CG	2:B:80:ILE:HG23	16	1.81
(1,37)	1:A:104:ARG:CG	2:B:80:ILE:N	16	1.81
(1,37)	1:A:104:ARG:CG	2:B:80:ILE:O	16	1.81
(1,37)	1:A:104:ARG:CG	2:B:84:GLN:C	16	1.81
(1,37)	1:A:104:ARG:CG	2:B:84:GLN:CA	16	1.81
(1,37)	1:A:104:ARG:CG	2:B:84:GLN:CB	16	1.81
(1,37)	1:A:104:ARG:CG	2:B:84:GLN:CD	16	1.81
(1,37)	1:A:104:ARG:CG	2:B:84:GLN:CG	16	1.81
(1,37)	1:A:104:ARG:CG	2:B:84:GLN:H	16	1.81
(1,37)	1:A:104:ARG:CG	2:B:84:GLN:HA	16	1.81
(1,37)	1:A:104:ARG:CG	2:B:84:GLN:HB2	16	1.81
(1,37)	1:A:104:ARG:CG	2:B:84:GLN:HB3	16	1.81
(1,37)	1:A:104:ARG:CG	2:B:84:GLN:HE21	16	1.81
(1,37)	1:A:104:ARG:CG	2:B:84:GLN:HE22	16	1.81

*Continued on next page...*

*Continued from previous page...*

Key	Atom-1	Atom-2	Model ID	Violation (Å)
(1,37)	1:A:104:ARG:CG	2:B:84:GLN:HG2	16	1.81
(1,37)	1:A:104:ARG:CG	2:B:84:GLN:HG3	16	1.81
(1,37)	1:A:104:ARG:CG	2:B:84:GLN:N	16	1.81
(1,37)	1:A:104:ARG:CG	2:B:84:GLN:NE2	16	1.81
(1,37)	1:A:104:ARG:CG	2:B:84:GLN:O	16	1.81
(1,37)	1:A:104:ARG:CG	2:B:84:GLN:OE1	16	1.81
(1,37)	1:A:104:ARG:CG	2:B:97:THR:C	16	1.81
(1,37)	1:A:104:ARG:CG	2:B:97:THR:CA	16	1.81
(1,37)	1:A:104:ARG:CG	2:B:97:THR:CB	16	1.81
(1,37)	1:A:104:ARG:CG	2:B:97:THR:CG2	16	1.81
(1,37)	1:A:104:ARG:CG	2:B:97:THR:H	16	1.81
(1,37)	1:A:104:ARG:CG	2:B:97:THR:HA	16	1.81
(1,37)	1:A:104:ARG:CG	2:B:97:THR:HB	16	1.81
(1,37)	1:A:104:ARG:CG	2:B:97:THR:HG1	16	1.81
(1,37)	1:A:104:ARG:CG	2:B:97:THR:HG21	16	1.81
(1,37)	1:A:104:ARG:CG	2:B:97:THR:HG22	16	1.81
(1,37)	1:A:104:ARG:CG	2:B:97:THR:HG23	16	1.81
(1,37)	1:A:104:ARG:CG	2:B:97:THR:N	16	1.81
(1,37)	1:A:104:ARG:CG	2:B:97:THR:O	16	1.81
(1,37)	1:A:104:ARG:CG	2:B:97:THR:OG1	16	1.81
(1,37)	1:A:104:ARG:CG	2:B:99:HIS:C	16	1.81
(1,37)	1:A:104:ARG:CG	2:B:99:HIS:CA	16	1.81
(1,37)	1:A:104:ARG:CG	2:B:99:HIS:CB	16	1.81
(1,37)	1:A:104:ARG:CG	2:B:99:HIS:CD2	16	1.81
(1,37)	1:A:104:ARG:CG	2:B:99:HIS:CE1	16	1.81
(1,37)	1:A:104:ARG:CG	2:B:99:HIS:CG	16	1.81
(1,37)	1:A:104:ARG:CG	2:B:99:HIS:H	16	1.81
(1,37)	1:A:104:ARG:CG	2:B:99:HIS:HA	16	1.81
(1,37)	1:A:104:ARG:CG	2:B:99:HIS:HB2	16	1.81
(1,37)	1:A:104:ARG:CG	2:B:99:HIS:HB3	16	1.81
(1,37)	1:A:104:ARG:CG	2:B:99:HIS:HD1	16	1.81
(1,37)	1:A:104:ARG:CG	2:B:99:HIS:HD2	16	1.81
(1,37)	1:A:104:ARG:CG	2:B:99:HIS:HE1	16	1.81
(1,37)	1:A:104:ARG:CG	2:B:99:HIS:HE2	16	1.81
(1,37)	1:A:104:ARG:CG	2:B:99:HIS:N	16	1.81
(1,37)	1:A:104:ARG:CG	2:B:99:HIS:ND1	16	1.81
(1,37)	1:A:104:ARG:CG	2:B:99:HIS:NE2	16	1.81
(1,37)	1:A:104:ARG:CG	2:B:99:HIS:O	16	1.81
(1,37)	1:A:104:ARG:CG	2:B:101:VAL:C	16	1.81
(1,37)	1:A:104:ARG:CG	2:B:101:VAL:CA	16	1.81
(1,37)	1:A:104:ARG:CG	2:B:101:VAL:CB	16	1.81
(1,37)	1:A:104:ARG:CG	2:B:101:VAL:CG1	16	1.81

*Continued on next page...*



*Continued from previous page...*

Key	Atom-1	Atom-2	Model ID	Violation (Å)
(1,37)	1:A:104:ARG:CG	2:B:101:VAL:CG2	16	1.81
(1,37)	1:A:104:ARG:CG	2:B:101:VAL:H	16	1.81
(1,37)	1:A:104:ARG:CG	2:B:101:VAL:HA	16	1.81
(1,37)	1:A:104:ARG:CG	2:B:101:VAL:HB	16	1.81
(1,37)	1:A:104:ARG:CG	2:B:101:VAL:HG11	16	1.81
(1,37)	1:A:104:ARG:CG	2:B:101:VAL:HG12	16	1.81
(1,37)	1:A:104:ARG:CG	2:B:101:VAL:HG13	16	1.81
(1,37)	1:A:104:ARG:CG	2:B:101:VAL:HG21	16	1.81
(1,37)	1:A:104:ARG:CG	2:B:101:VAL:HG22	16	1.81
(1,37)	1:A:104:ARG:CG	2:B:101:VAL:HG23	16	1.81
(1,37)	1:A:104:ARG:CG	2:B:101:VAL:N	16	1.81
(1,37)	1:A:104:ARG:CG	2:B:101:VAL:O	16	1.81
(1,37)	1:A:104:ARG:CZ	2:B:75:ILE:C	16	1.81
(1,37)	1:A:104:ARG:CZ	2:B:75:ILE:CA	16	1.81
(1,37)	1:A:104:ARG:CZ	2:B:75:ILE:CB	16	1.81
(1,37)	1:A:104:ARG:CZ	2:B:75:ILE:CD1	16	1.81
(1,37)	1:A:104:ARG:CZ	2:B:75:ILE:CG1	16	1.81
(1,37)	1:A:104:ARG:CZ	2:B:75:ILE:CG2	16	1.81
(1,37)	1:A:104:ARG:CZ	2:B:75:ILE:H	16	1.81
(1,37)	1:A:104:ARG:CZ	2:B:75:ILE:HA	16	1.81
(1,37)	1:A:104:ARG:CZ	2:B:75:ILE:HB	16	1.81
(1,37)	1:A:104:ARG:CZ	2:B:75:ILE:HD11	16	1.81
(1,37)	1:A:104:ARG:CZ	2:B:75:ILE:HD12	16	1.81
(1,37)	1:A:104:ARG:CZ	2:B:75:ILE:HD13	16	1.81
(1,37)	1:A:104:ARG:CZ	2:B:75:ILE:HG12	16	1.81
(1,37)	1:A:104:ARG:CZ	2:B:75:ILE:HG13	16	1.81
(1,37)	1:A:104:ARG:CZ	2:B:75:ILE:HG21	16	1.81
(1,37)	1:A:104:ARG:CZ	2:B:75:ILE:HG22	16	1.81
(1,37)	1:A:104:ARG:CZ	2:B:75:ILE:HG23	16	1.81
(1,37)	1:A:104:ARG:CZ	2:B:75:ILE:N	16	1.81
(1,37)	1:A:104:ARG:CZ	2:B:75:ILE:O	16	1.81
(1,37)	1:A:104:ARG:CZ	2:B:77:ALA:C	16	1.81
(1,37)	1:A:104:ARG:CZ	2:B:77:ALA:CA	16	1.81
(1,37)	1:A:104:ARG:CZ	2:B:77:ALA:CB	16	1.81
(1,37)	1:A:104:ARG:CZ	2:B:77:ALA:H	16	1.81
(1,37)	1:A:104:ARG:CZ	2:B:77:ALA:HA	16	1.81
(1,37)	1:A:104:ARG:CZ	2:B:77:ALA:HB1	16	1.81
(1,37)	1:A:104:ARG:CZ	2:B:77:ALA:HB2	16	1.81
(1,37)	1:A:104:ARG:CZ	2:B:77:ALA:HB3	16	1.81
(1,37)	1:A:104:ARG:CZ	2:B:77:ALA:N	16	1.81
(1,37)	1:A:104:ARG:CZ	2:B:77:ALA:O	16	1.81
(1,37)	1:A:104:ARG:CZ	2:B:78:GLY:C	16	1.81

*Continued on next page...*

*Continued from previous page...*

Key	Atom-1	Atom-2	Model ID	Violation (Å)
(1,37)	1:A:104:ARG:CZ	2:B:78:GLY:CA	16	1.81
(1,37)	1:A:104:ARG:CZ	2:B:78:GLY:H	16	1.81
(1,37)	1:A:104:ARG:CZ	2:B:78:GLY:HA2	16	1.81
(1,37)	1:A:104:ARG:CZ	2:B:78:GLY:HA3	16	1.81
(1,37)	1:A:104:ARG:CZ	2:B:78:GLY:N	16	1.81
(1,37)	1:A:104:ARG:CZ	2:B:78:GLY:O	16	1.81
(1,37)	1:A:104:ARG:CZ	2:B:79:LYS:C	16	1.81
(1,37)	1:A:104:ARG:CZ	2:B:79:LYS:CA	16	1.81
(1,37)	1:A:104:ARG:CZ	2:B:79:LYS:CB	16	1.81
(1,37)	1:A:104:ARG:CZ	2:B:79:LYS:CD	16	1.81
(1,37)	1:A:104:ARG:CZ	2:B:79:LYS:CE	16	1.81
(1,37)	1:A:104:ARG:CZ	2:B:79:LYS:CG	16	1.81
(1,37)	1:A:104:ARG:CZ	2:B:79:LYS:H	16	1.81
(1,37)	1:A:104:ARG:CZ	2:B:79:LYS:HA	16	1.81
(1,37)	1:A:104:ARG:CZ	2:B:79:LYS:HB2	16	1.81
(1,37)	1:A:104:ARG:CZ	2:B:79:LYS:HB3	16	1.81
(1,37)	1:A:104:ARG:CZ	2:B:79:LYS:HD2	16	1.81
(1,37)	1:A:104:ARG:CZ	2:B:79:LYS:HD3	16	1.81
(1,37)	1:A:104:ARG:CZ	2:B:79:LYS:HE2	16	1.81
(1,37)	1:A:104:ARG:CZ	2:B:79:LYS:HE3	16	1.81
(1,37)	1:A:104:ARG:CZ	2:B:79:LYS:HG2	16	1.81
(1,37)	1:A:104:ARG:CZ	2:B:79:LYS:HG3	16	1.81
(1,37)	1:A:104:ARG:CZ	2:B:79:LYS:HZ1	16	1.81
(1,37)	1:A:104:ARG:CZ	2:B:79:LYS:HZ2	16	1.81
(1,37)	1:A:104:ARG:CZ	2:B:79:LYS:HZ3	16	1.81
(1,37)	1:A:104:ARG:CZ	2:B:79:LYS:N	16	1.81
(1,37)	1:A:104:ARG:CZ	2:B:79:LYS:NZ	16	1.81
(1,37)	1:A:104:ARG:CZ	2:B:79:LYS:O	16	1.81
(1,37)	1:A:104:ARG:CZ	2:B:80:ILE:C	16	1.81
(1,37)	1:A:104:ARG:CZ	2:B:80:ILE:CA	16	1.81
(1,37)	1:A:104:ARG:CZ	2:B:80:ILE:CB	16	1.81
(1,37)	1:A:104:ARG:CZ	2:B:80:ILE:CD1	16	1.81
(1,37)	1:A:104:ARG:CZ	2:B:80:ILE:CG1	16	1.81
(1,37)	1:A:104:ARG:CZ	2:B:80:ILE:CG2	16	1.81
(1,37)	1:A:104:ARG:CZ	2:B:80:ILE:H	16	1.81
(1,37)	1:A:104:ARG:CZ	2:B:80:ILE:HA	16	1.81
(1,37)	1:A:104:ARG:CZ	2:B:80:ILE:HB	16	1.81
(1,37)	1:A:104:ARG:CZ	2:B:80:ILE:HD11	16	1.81
(1,37)	1:A:104:ARG:CZ	2:B:80:ILE:HD12	16	1.81
(1,37)	1:A:104:ARG:CZ	2:B:80:ILE:HD13	16	1.81
(1,37)	1:A:104:ARG:CZ	2:B:80:ILE:HG12	16	1.81
(1,37)	1:A:104:ARG:CZ	2:B:80:ILE:HG13	16	1.81

*Continued on next page...*

*Continued from previous page...*

Key	Atom-1	Atom-2	Model ID	Violation (Å)
(1,37)	1:A:104:ARG:CZ	2:B:80:ILE:HG21	16	1.81
(1,37)	1:A:104:ARG:CZ	2:B:80:ILE:HG22	16	1.81
(1,37)	1:A:104:ARG:CZ	2:B:80:ILE:HG23	16	1.81
(1,37)	1:A:104:ARG:CZ	2:B:80:ILE:N	16	1.81
(1,37)	1:A:104:ARG:CZ	2:B:80:ILE:O	16	1.81
(1,37)	1:A:104:ARG:CZ	2:B:84:GLN:C	16	1.81
(1,37)	1:A:104:ARG:CZ	2:B:84:GLN:CA	16	1.81
(1,37)	1:A:104:ARG:CZ	2:B:84:GLN:CB	16	1.81
(1,37)	1:A:104:ARG:CZ	2:B:84:GLN:CD	16	1.81
(1,37)	1:A:104:ARG:CZ	2:B:84:GLN:CG	16	1.81
(1,37)	1:A:104:ARG:CZ	2:B:84:GLN:H	16	1.81
(1,37)	1:A:104:ARG:CZ	2:B:84:GLN:HA	16	1.81
(1,37)	1:A:104:ARG:CZ	2:B:84:GLN:HB2	16	1.81
(1,37)	1:A:104:ARG:CZ	2:B:84:GLN:HB3	16	1.81
(1,37)	1:A:104:ARG:CZ	2:B:84:GLN:HE21	16	1.81
(1,37)	1:A:104:ARG:CZ	2:B:84:GLN:HE22	16	1.81
(1,37)	1:A:104:ARG:CZ	2:B:84:GLN:HG2	16	1.81
(1,37)	1:A:104:ARG:CZ	2:B:84:GLN:HG3	16	1.81
(1,37)	1:A:104:ARG:CZ	2:B:84:GLN:N	16	1.81
(1,37)	1:A:104:ARG:CZ	2:B:84:GLN:NE2	16	1.81
(1,37)	1:A:104:ARG:CZ	2:B:84:GLN:O	16	1.81
(1,37)	1:A:104:ARG:CZ	2:B:84:GLN:OE1	16	1.81
(1,37)	1:A:104:ARG:CZ	2:B:97:THR:C	16	1.81
(1,37)	1:A:104:ARG:CZ	2:B:97:THR:CA	16	1.81
(1,37)	1:A:104:ARG:CZ	2:B:97:THR:CB	16	1.81
(1,37)	1:A:104:ARG:CZ	2:B:97:THR:CG2	16	1.81
(1,37)	1:A:104:ARG:CZ	2:B:97:THR:H	16	1.81
(1,37)	1:A:104:ARG:CZ	2:B:97:THR:HA	16	1.81
(1,37)	1:A:104:ARG:CZ	2:B:97:THR:HB	16	1.81
(1,37)	1:A:104:ARG:CZ	2:B:97:THR:HG1	16	1.81
(1,37)	1:A:104:ARG:CZ	2:B:97:THR:HG21	16	1.81
(1,37)	1:A:104:ARG:CZ	2:B:97:THR:HG22	16	1.81
(1,37)	1:A:104:ARG:CZ	2:B:97:THR:HG23	16	1.81
(1,37)	1:A:104:ARG:CZ	2:B:97:THR:N	16	1.81
(1,37)	1:A:104:ARG:CZ	2:B:97:THR:O	16	1.81
(1,37)	1:A:104:ARG:CZ	2:B:97:THR:OG1	16	1.81
(1,37)	1:A:104:ARG:CZ	2:B:99:HIS:C	16	1.81
(1,37)	1:A:104:ARG:CZ	2:B:99:HIS:CA	16	1.81
(1,37)	1:A:104:ARG:CZ	2:B:99:HIS:CB	16	1.81
(1,37)	1:A:104:ARG:CZ	2:B:99:HIS:CD2	16	1.81
(1,37)	1:A:104:ARG:CZ	2:B:99:HIS:CE1	16	1.81
(1,37)	1:A:104:ARG:CZ	2:B:99:HIS:CG	16	1.81

*Continued on next page...*

*Continued from previous page...*

Key	Atom-1	Atom-2	Model ID	Violation (Å)
(1,37)	1:A:104:ARG:CZ	2:B:99:HIS:H	16	1.81
(1,37)	1:A:104:ARG:CZ	2:B:99:HIS:HA	16	1.81
(1,37)	1:A:104:ARG:CZ	2:B:99:HIS:HB2	16	1.81
(1,37)	1:A:104:ARG:CZ	2:B:99:HIS:HB3	16	1.81
(1,37)	1:A:104:ARG:CZ	2:B:99:HIS:HD1	16	1.81
(1,37)	1:A:104:ARG:CZ	2:B:99:HIS:HD2	16	1.81
(1,37)	1:A:104:ARG:CZ	2:B:99:HIS:HE1	16	1.81
(1,37)	1:A:104:ARG:CZ	2:B:99:HIS:HE2	16	1.81
(1,37)	1:A:104:ARG:CZ	2:B:99:HIS:N	16	1.81
(1,37)	1:A:104:ARG:CZ	2:B:99:HIS:ND1	16	1.81
(1,37)	1:A:104:ARG:CZ	2:B:99:HIS:NE2	16	1.81
(1,37)	1:A:104:ARG:CZ	2:B:99:HIS:O	16	1.81
(1,37)	1:A:104:ARG:CZ	2:B:101:VAL:C	16	1.81
(1,37)	1:A:104:ARG:CZ	2:B:101:VAL:CA	16	1.81
(1,37)	1:A:104:ARG:CZ	2:B:101:VAL:CB	16	1.81
(1,37)	1:A:104:ARG:CZ	2:B:101:VAL:CG1	16	1.81
(1,37)	1:A:104:ARG:CZ	2:B:101:VAL:CG2	16	1.81
(1,37)	1:A:104:ARG:CZ	2:B:101:VAL:H	16	1.81
(1,37)	1:A:104:ARG:CZ	2:B:101:VAL:HA	16	1.81
(1,37)	1:A:104:ARG:CZ	2:B:101:VAL:HB	16	1.81
(1,37)	1:A:104:ARG:CZ	2:B:101:VAL:HG11	16	1.81
(1,37)	1:A:104:ARG:CZ	2:B:101:VAL:HG12	16	1.81
(1,37)	1:A:104:ARG:CZ	2:B:101:VAL:HG13	16	1.81
(1,37)	1:A:104:ARG:CZ	2:B:101:VAL:HG21	16	1.81
(1,37)	1:A:104:ARG:CZ	2:B:101:VAL:HG22	16	1.81
(1,37)	1:A:104:ARG:CZ	2:B:101:VAL:HG23	16	1.81
(1,37)	1:A:104:ARG:CZ	2:B:101:VAL:N	16	1.81
(1,37)	1:A:104:ARG:CZ	2:B:101:VAL:O	16	1.81
(1,37)	1:A:104:ARG:H	2:B:75:ILE:C	16	1.81
(1,37)	1:A:104:ARG:H	2:B:75:ILE:CA	16	1.81
(1,37)	1:A:104:ARG:H	2:B:75:ILE:CB	16	1.81
(1,37)	1:A:104:ARG:H	2:B:75:ILE:CD1	16	1.81
(1,37)	1:A:104:ARG:H	2:B:75:ILE:CG1	16	1.81
(1,37)	1:A:104:ARG:H	2:B:75:ILE:CG2	16	1.81
(1,37)	1:A:104:ARG:H	2:B:75:ILE:H	16	1.81
(1,37)	1:A:104:ARG:H	2:B:75:ILE:HA	16	1.81
(1,37)	1:A:104:ARG:H	2:B:75:ILE:HB	16	1.81
(1,37)	1:A:104:ARG:H	2:B:75:ILE:HD11	16	1.81
(1,37)	1:A:104:ARG:H	2:B:75:ILE:HD12	16	1.81
(1,37)	1:A:104:ARG:H	2:B:75:ILE:HD13	16	1.81
(1,37)	1:A:104:ARG:H	2:B:75:ILE:HG12	16	1.81
(1,37)	1:A:104:ARG:H	2:B:75:ILE:HG13	16	1.81

*Continued on next page...*

*Continued from previous page...*

Key	Atom-1	Atom-2	Model ID	Violation (Å)
(1,37)	1:A:104:ARG:H	2:B:75:ILE:HG21	16	1.81
(1,37)	1:A:104:ARG:H	2:B:75:ILE:HG22	16	1.81
(1,37)	1:A:104:ARG:H	2:B:75:ILE:HG23	16	1.81
(1,37)	1:A:104:ARG:H	2:B:75:ILE:N	16	1.81
(1,37)	1:A:104:ARG:H	2:B:75:ILE:O	16	1.81
(1,37)	1:A:104:ARG:H	2:B:77:ALA:C	16	1.81
(1,37)	1:A:104:ARG:H	2:B:77:ALA:CA	16	1.81
(1,37)	1:A:104:ARG:H	2:B:77:ALA:CB	16	1.81
(1,37)	1:A:104:ARG:H	2:B:77:ALA:H	16	1.81
(1,37)	1:A:104:ARG:H	2:B:77:ALA:HA	16	1.81
(1,37)	1:A:104:ARG:H	2:B:77:ALA:HB1	16	1.81
(1,37)	1:A:104:ARG:H	2:B:77:ALA:HB2	16	1.81
(1,37)	1:A:104:ARG:H	2:B:77:ALA:HB3	16	1.81
(1,37)	1:A:104:ARG:H	2:B:77:ALA:N	16	1.81
(1,37)	1:A:104:ARG:H	2:B:77:ALA:O	16	1.81
(1,37)	1:A:104:ARG:H	2:B:78:GLY:C	16	1.81
(1,37)	1:A:104:ARG:H	2:B:78:GLY:CA	16	1.81
(1,37)	1:A:104:ARG:H	2:B:78:GLY:H	16	1.81
(1,37)	1:A:104:ARG:H	2:B:78:GLY:HA2	16	1.81
(1,37)	1:A:104:ARG:H	2:B:78:GLY:HA3	16	1.81
(1,37)	1:A:104:ARG:H	2:B:78:GLY:N	16	1.81
(1,37)	1:A:104:ARG:H	2:B:78:GLY:O	16	1.81
(1,37)	1:A:104:ARG:H	2:B:79:LYS:C	16	1.81
(1,37)	1:A:104:ARG:H	2:B:79:LYS:CA	16	1.81
(1,37)	1:A:104:ARG:H	2:B:79:LYS:CB	16	1.81
(1,37)	1:A:104:ARG:H	2:B:79:LYS:CD	16	1.81
(1,37)	1:A:104:ARG:H	2:B:79:LYS:CE	16	1.81
(1,37)	1:A:104:ARG:H	2:B:79:LYS:CG	16	1.81
(1,37)	1:A:104:ARG:H	2:B:79:LYS:H	16	1.81
(1,37)	1:A:104:ARG:H	2:B:79:LYS:HA	16	1.81
(1,37)	1:A:104:ARG:H	2:B:79:LYS:HB2	16	1.81
(1,37)	1:A:104:ARG:H	2:B:79:LYS:HB3	16	1.81
(1,37)	1:A:104:ARG:H	2:B:79:LYS:HD2	16	1.81
(1,37)	1:A:104:ARG:H	2:B:79:LYS:HD3	16	1.81
(1,37)	1:A:104:ARG:H	2:B:79:LYS:HE2	16	1.81
(1,37)	1:A:104:ARG:H	2:B:79:LYS:HE3	16	1.81
(1,37)	1:A:104:ARG:H	2:B:79:LYS:HG2	16	1.81
(1,37)	1:A:104:ARG:H	2:B:79:LYS:HG3	16	1.81
(1,37)	1:A:104:ARG:H	2:B:79:LYS:HZ1	16	1.81
(1,37)	1:A:104:ARG:H	2:B:79:LYS:HZ2	16	1.81
(1,37)	1:A:104:ARG:H	2:B:79:LYS:HZ3	16	1.81
(1,37)	1:A:104:ARG:H	2:B:79:LYS:N	16	1.81

*Continued on next page...*

*Continued from previous page...*

Key	Atom-1	Atom-2	Model ID	Violation (Å)
(1,37)	1:A:104:ARG:H	2:B:79:LYS:NZ	16	1.81
(1,37)	1:A:104:ARG:H	2:B:79:LYS:O	16	1.81
(1,37)	1:A:104:ARG:H	2:B:80:ILE:C	16	1.81
(1,37)	1:A:104:ARG:H	2:B:80:ILE:CA	16	1.81
(1,37)	1:A:104:ARG:H	2:B:80:ILE:CB	16	1.81
(1,37)	1:A:104:ARG:H	2:B:80:ILE:CD1	16	1.81
(1,37)	1:A:104:ARG:H	2:B:80:ILE:CG1	16	1.81
(1,37)	1:A:104:ARG:H	2:B:80:ILE:CG2	16	1.81
(1,37)	1:A:104:ARG:H	2:B:80:ILE:H	16	1.81
(1,37)	1:A:104:ARG:H	2:B:80:ILE:HA	16	1.81
(1,37)	1:A:104:ARG:H	2:B:80:ILE:HB	16	1.81
(1,37)	1:A:104:ARG:H	2:B:80:ILE:HD11	16	1.81
(1,37)	1:A:104:ARG:H	2:B:80:ILE:HD12	16	1.81
(1,37)	1:A:104:ARG:H	2:B:80:ILE:HD13	16	1.81
(1,37)	1:A:104:ARG:H	2:B:80:ILE:HG12	16	1.81
(1,37)	1:A:104:ARG:H	2:B:80:ILE:HG13	16	1.81
(1,37)	1:A:104:ARG:H	2:B:80:ILE:HG21	16	1.81
(1,37)	1:A:104:ARG:H	2:B:80:ILE:HG22	16	1.81
(1,37)	1:A:104:ARG:H	2:B:80:ILE:HG23	16	1.81
(1,37)	1:A:104:ARG:H	2:B:80:ILE:N	16	1.81
(1,37)	1:A:104:ARG:H	2:B:80:ILE:O	16	1.81
(1,37)	1:A:104:ARG:H	2:B:84:GLN:C	16	1.81
(1,37)	1:A:104:ARG:H	2:B:84:GLN:CA	16	1.81
(1,37)	1:A:104:ARG:H	2:B:84:GLN:CB	16	1.81
(1,37)	1:A:104:ARG:H	2:B:84:GLN:CD	16	1.81
(1,37)	1:A:104:ARG:H	2:B:84:GLN:CG	16	1.81
(1,37)	1:A:104:ARG:H	2:B:84:GLN:H	16	1.81
(1,37)	1:A:104:ARG:H	2:B:84:GLN:HA	16	1.81
(1,37)	1:A:104:ARG:H	2:B:84:GLN:HB2	16	1.81
(1,37)	1:A:104:ARG:H	2:B:84:GLN:HB3	16	1.81
(1,37)	1:A:104:ARG:H	2:B:84:GLN:HE21	16	1.81
(1,37)	1:A:104:ARG:H	2:B:84:GLN:HE22	16	1.81
(1,37)	1:A:104:ARG:H	2:B:84:GLN:HG2	16	1.81
(1,37)	1:A:104:ARG:H	2:B:84:GLN:HG3	16	1.81
(1,37)	1:A:104:ARG:H	2:B:84:GLN:N	16	1.81
(1,37)	1:A:104:ARG:H	2:B:84:GLN:NE2	16	1.81
(1,37)	1:A:104:ARG:H	2:B:84:GLN:O	16	1.81
(1,37)	1:A:104:ARG:H	2:B:84:GLN:OE1	16	1.81
(1,37)	1:A:104:ARG:H	2:B:97:THR:C	16	1.81
(1,37)	1:A:104:ARG:H	2:B:97:THR:CA	16	1.81
(1,37)	1:A:104:ARG:H	2:B:97:THR:CB	16	1.81
(1,37)	1:A:104:ARG:H	2:B:97:THR:CG2	16	1.81

*Continued on next page...*

*Continued from previous page...*

Key	Atom-1	Atom-2	Model ID	Violation (Å)
(1,37)	1:A:104:ARG:H	2:B:97:THR:H	16	1.81
(1,37)	1:A:104:ARG:H	2:B:97:THR:HA	16	1.81
(1,37)	1:A:104:ARG:H	2:B:97:THR:HB	16	1.81
(1,37)	1:A:104:ARG:H	2:B:97:THR:HG1	16	1.81
(1,37)	1:A:104:ARG:H	2:B:97:THR:HG21	16	1.81
(1,37)	1:A:104:ARG:H	2:B:97:THR:HG22	16	1.81
(1,37)	1:A:104:ARG:H	2:B:97:THR:HG23	16	1.81
(1,37)	1:A:104:ARG:H	2:B:97:THR:N	16	1.81
(1,37)	1:A:104:ARG:H	2:B:97:THR:O	16	1.81
(1,37)	1:A:104:ARG:H	2:B:97:THR:OG1	16	1.81
(1,37)	1:A:104:ARG:H	2:B:99:HIS:C	16	1.81
(1,37)	1:A:104:ARG:H	2:B:99:HIS:CA	16	1.81
(1,37)	1:A:104:ARG:H	2:B:99:HIS:CB	16	1.81
(1,37)	1:A:104:ARG:H	2:B:99:HIS:CD2	16	1.81
(1,37)	1:A:104:ARG:H	2:B:99:HIS:CE1	16	1.81
(1,37)	1:A:104:ARG:H	2:B:99:HIS:CG	16	1.81
(1,37)	1:A:104:ARG:H	2:B:99:HIS:H	16	1.81
(1,37)	1:A:104:ARG:H	2:B:99:HIS:HA	16	1.81
(1,37)	1:A:104:ARG:H	2:B:99:HIS:HB2	16	1.81
(1,37)	1:A:104:ARG:H	2:B:99:HIS:HB3	16	1.81
(1,37)	1:A:104:ARG:H	2:B:99:HIS:HD1	16	1.81
(1,37)	1:A:104:ARG:H	2:B:99:HIS:HD2	16	1.81
(1,37)	1:A:104:ARG:H	2:B:99:HIS:HE1	16	1.81
(1,37)	1:A:104:ARG:H	2:B:99:HIS:HE2	16	1.81
(1,37)	1:A:104:ARG:H	2:B:99:HIS:N	16	1.81
(1,37)	1:A:104:ARG:H	2:B:99:HIS:ND1	16	1.81
(1,37)	1:A:104:ARG:H	2:B:99:HIS:NE2	16	1.81
(1,37)	1:A:104:ARG:H	2:B:99:HIS:O	16	1.81
(1,37)	1:A:104:ARG:H	2:B:101:VAL:C	16	1.81
(1,37)	1:A:104:ARG:H	2:B:101:VAL:CA	16	1.81
(1,37)	1:A:104:ARG:H	2:B:101:VAL:CB	16	1.81
(1,37)	1:A:104:ARG:H	2:B:101:VAL:CG1	16	1.81
(1,37)	1:A:104:ARG:H	2:B:101:VAL:CG2	16	1.81
(1,37)	1:A:104:ARG:H	2:B:101:VAL:H	16	1.81
(1,37)	1:A:104:ARG:H	2:B:101:VAL:HA	16	1.81
(1,37)	1:A:104:ARG:H	2:B:101:VAL:HB	16	1.81
(1,37)	1:A:104:ARG:H	2:B:101:VAL:HG11	16	1.81
(1,37)	1:A:104:ARG:H	2:B:101:VAL:HG12	16	1.81
(1,37)	1:A:104:ARG:H	2:B:101:VAL:HG13	16	1.81
(1,37)	1:A:104:ARG:H	2:B:101:VAL:HG21	16	1.81
(1,37)	1:A:104:ARG:H	2:B:101:VAL:HG22	16	1.81
(1,37)	1:A:104:ARG:H	2:B:101:VAL:HG23	16	1.81

*Continued on next page...*

*Continued from previous page...*

Key	Atom-1	Atom-2	Model ID	Violation (Å)
(1,37)	1:A:104:ARG:H	2:B:101:VAL:N	16	1.81
(1,37)	1:A:104:ARG:H	2:B:101:VAL:O	16	1.81
(1,37)	1:A:104:ARG:HA	2:B:75:ILE:C	16	1.81
(1,37)	1:A:104:ARG:HA	2:B:75:ILE:CA	16	1.81
(1,37)	1:A:104:ARG:HA	2:B:75:ILE:CB	16	1.81
(1,37)	1:A:104:ARG:HA	2:B:75:ILE:CD1	16	1.81
(1,37)	1:A:104:ARG:HA	2:B:75:ILE:CG1	16	1.81
(1,37)	1:A:104:ARG:HA	2:B:75:ILE:CG2	16	1.81
(1,37)	1:A:104:ARG:HA	2:B:75:ILE:H	16	1.81
(1,37)	1:A:104:ARG:HA	2:B:75:ILE:HA	16	1.81
(1,37)	1:A:104:ARG:HA	2:B:75:ILE:HB	16	1.81
(1,37)	1:A:104:ARG:HA	2:B:75:ILE:HD11	16	1.81
(1,37)	1:A:104:ARG:HA	2:B:75:ILE:HD12	16	1.81
(1,37)	1:A:104:ARG:HA	2:B:75:ILE:HD13	16	1.81
(1,37)	1:A:104:ARG:HA	2:B:75:ILE:HG12	16	1.81
(1,37)	1:A:104:ARG:HA	2:B:75:ILE:HG13	16	1.81
(1,37)	1:A:104:ARG:HA	2:B:75:ILE:HG21	16	1.81
(1,37)	1:A:104:ARG:HA	2:B:75:ILE:HG22	16	1.81
(1,37)	1:A:104:ARG:HA	2:B:75:ILE:HG23	16	1.81
(1,37)	1:A:104:ARG:HA	2:B:75:ILE:N	16	1.81
(1,37)	1:A:104:ARG:HA	2:B:75:ILE:O	16	1.81
(1,37)	1:A:104:ARG:HA	2:B:77:ALA:C	16	1.81
(1,37)	1:A:104:ARG:HA	2:B:77:ALA:CA	16	1.81
(1,37)	1:A:104:ARG:HA	2:B:77:ALA:CB	16	1.81
(1,37)	1:A:104:ARG:HA	2:B:77:ALA:H	16	1.81
(1,37)	1:A:104:ARG:HA	2:B:77:ALA:HA	16	1.81
(1,37)	1:A:104:ARG:HA	2:B:77:ALA:HB1	16	1.81
(1,37)	1:A:104:ARG:HA	2:B:77:ALA:HB2	16	1.81
(1,37)	1:A:104:ARG:HA	2:B:77:ALA:HB3	16	1.81
(1,37)	1:A:104:ARG:HA	2:B:77:ALA:N	16	1.81
(1,37)	1:A:104:ARG:HA	2:B:77:ALA:O	16	1.81
(1,37)	1:A:104:ARG:HA	2:B:78:GLY:C	16	1.81
(1,37)	1:A:104:ARG:HA	2:B:78:GLY:CA	16	1.81
(1,37)	1:A:104:ARG:HA	2:B:78:GLY:H	16	1.81
(1,37)	1:A:104:ARG:HA	2:B:78:GLY:HA2	16	1.81
(1,37)	1:A:104:ARG:HA	2:B:78:GLY:HA3	16	1.81
(1,37)	1:A:104:ARG:HA	2:B:78:GLY:N	16	1.81
(1,37)	1:A:104:ARG:HA	2:B:78:GLY:O	16	1.81
(1,37)	1:A:104:ARG:HA	2:B:79:LYS:C	16	1.81
(1,37)	1:A:104:ARG:HA	2:B:79:LYS:CA	16	1.81
(1,37)	1:A:104:ARG:HA	2:B:79:LYS:CB	16	1.81
(1,37)	1:A:104:ARG:HA	2:B:79:LYS:CD	16	1.81

*Continued on next page...*



*Continued from previous page...*

Key	Atom-1	Atom-2	Model ID	Violation (Å)
(1,37)	1:A:104:ARG:HA	2:B:79:LYS:CE	16	1.81
(1,37)	1:A:104:ARG:HA	2:B:79:LYS:CG	16	1.81
(1,37)	1:A:104:ARG:HA	2:B:79:LYS:H	16	1.81
(1,37)	1:A:104:ARG:HA	2:B:79:LYS:HA	16	1.81
(1,37)	1:A:104:ARG:HA	2:B:79:LYS:HB2	16	1.81
(1,37)	1:A:104:ARG:HA	2:B:79:LYS:HB3	16	1.81
(1,37)	1:A:104:ARG:HA	2:B:79:LYS:HD2	16	1.81
(1,37)	1:A:104:ARG:HA	2:B:79:LYS:HD3	16	1.81
(1,37)	1:A:104:ARG:HA	2:B:79:LYS:HE2	16	1.81
(1,37)	1:A:104:ARG:HA	2:B:79:LYS:HE3	16	1.81
(1,37)	1:A:104:ARG:HA	2:B:79:LYS:HG2	16	1.81
(1,37)	1:A:104:ARG:HA	2:B:79:LYS:HG3	16	1.81
(1,37)	1:A:104:ARG:HA	2:B:79:LYS:HZ1	16	1.81
(1,37)	1:A:104:ARG:HA	2:B:79:LYS:HZ2	16	1.81
(1,37)	1:A:104:ARG:HA	2:B:79:LYS:HZ3	16	1.81
(1,37)	1:A:104:ARG:HA	2:B:79:LYS:N	16	1.81
(1,37)	1:A:104:ARG:HA	2:B:79:LYS:NZ	16	1.81
(1,37)	1:A:104:ARG:HA	2:B:79:LYS:O	16	1.81
(1,37)	1:A:104:ARG:HA	2:B:80:ILE:C	16	1.81
(1,37)	1:A:104:ARG:HA	2:B:80:ILE:CA	16	1.81
(1,37)	1:A:104:ARG:HA	2:B:80:ILE:CB	16	1.81
(1,37)	1:A:104:ARG:HA	2:B:80:ILE:CD1	16	1.81
(1,37)	1:A:104:ARG:HA	2:B:80:ILE:CG1	16	1.81
(1,37)	1:A:104:ARG:HA	2:B:80:ILE:CG2	16	1.81
(1,37)	1:A:104:ARG:HA	2:B:80:ILE:H	16	1.81
(1,37)	1:A:104:ARG:HA	2:B:80:ILE:HA	16	1.81
(1,37)	1:A:104:ARG:HA	2:B:80:ILE:HB	16	1.81
(1,37)	1:A:104:ARG:HA	2:B:80:ILE:HD11	16	1.81
(1,37)	1:A:104:ARG:HA	2:B:80:ILE:HD12	16	1.81
(1,37)	1:A:104:ARG:HA	2:B:80:ILE:HD13	16	1.81
(1,37)	1:A:104:ARG:HA	2:B:80:ILE:HG12	16	1.81
(1,37)	1:A:104:ARG:HA	2:B:80:ILE:HG13	16	1.81
(1,37)	1:A:104:ARG:HA	2:B:80:ILE:HG21	16	1.81
(1,37)	1:A:104:ARG:HA	2:B:80:ILE:HG22	16	1.81
(1,37)	1:A:104:ARG:HA	2:B:80:ILE:HG23	16	1.81
(1,37)	1:A:104:ARG:HA	2:B:80:ILE:N	16	1.81
(1,37)	1:A:104:ARG:HA	2:B:80:ILE:O	16	1.81
(1,37)	1:A:104:ARG:HA	2:B:84:GLN:C	16	1.81
(1,37)	1:A:104:ARG:HA	2:B:84:GLN:CA	16	1.81
(1,37)	1:A:104:ARG:HA	2:B:84:GLN:CB	16	1.81
(1,37)	1:A:104:ARG:HA	2:B:84:GLN:CD	16	1.81
(1,37)	1:A:104:ARG:HA	2:B:84:GLN:CG	16	1.81

*Continued on next page...*

*Continued from previous page...*

Key	Atom-1	Atom-2	Model ID	Violation (Å)
(1,37)	1:A:104:ARG:HA	2:B:84:GLN:H	16	1.81
(1,37)	1:A:104:ARG:HA	2:B:84:GLN:HA	16	1.81
(1,37)	1:A:104:ARG:HA	2:B:84:GLN:HB2	16	1.81
(1,37)	1:A:104:ARG:HA	2:B:84:GLN:HB3	16	1.81
(1,37)	1:A:104:ARG:HA	2:B:84:GLN:HE21	16	1.81
(1,37)	1:A:104:ARG:HA	2:B:84:GLN:HE22	16	1.81
(1,37)	1:A:104:ARG:HA	2:B:84:GLN:HG2	16	1.81
(1,37)	1:A:104:ARG:HA	2:B:84:GLN:HG3	16	1.81
(1,37)	1:A:104:ARG:HA	2:B:84:GLN:N	16	1.81
(1,37)	1:A:104:ARG:HA	2:B:84:GLN:NE2	16	1.81
(1,37)	1:A:104:ARG:HA	2:B:84:GLN:O	16	1.81
(1,37)	1:A:104:ARG:HA	2:B:84:GLN:OE1	16	1.81
(1,37)	1:A:104:ARG:HA	2:B:97:THR:C	16	1.81
(1,37)	1:A:104:ARG:HA	2:B:97:THR:CA	16	1.81
(1,37)	1:A:104:ARG:HA	2:B:97:THR:CB	16	1.81
(1,37)	1:A:104:ARG:HA	2:B:97:THR:CG2	16	1.81
(1,37)	1:A:104:ARG:HA	2:B:97:THR:H	16	1.81
(1,37)	1:A:104:ARG:HA	2:B:97:THR:HA	16	1.81
(1,37)	1:A:104:ARG:HA	2:B:97:THR:HB	16	1.81
(1,37)	1:A:104:ARG:HA	2:B:97:THR:HG1	16	1.81
(1,37)	1:A:104:ARG:HA	2:B:97:THR:HG21	16	1.81
(1,37)	1:A:104:ARG:HA	2:B:97:THR:HG22	16	1.81
(1,37)	1:A:104:ARG:HA	2:B:97:THR:HG23	16	1.81
(1,37)	1:A:104:ARG:HA	2:B:97:THR:N	16	1.81
(1,37)	1:A:104:ARG:HA	2:B:97:THR:O	16	1.81
(1,37)	1:A:104:ARG:HA	2:B:97:THR:OG1	16	1.81
(1,37)	1:A:104:ARG:HA	2:B:99:HIS:C	16	1.81
(1,37)	1:A:104:ARG:HA	2:B:99:HIS:CA	16	1.81
(1,37)	1:A:104:ARG:HA	2:B:99:HIS:CB	16	1.81
(1,37)	1:A:104:ARG:HA	2:B:99:HIS:CD2	16	1.81
(1,37)	1:A:104:ARG:HA	2:B:99:HIS:CE1	16	1.81
(1,37)	1:A:104:ARG:HA	2:B:99:HIS:CG	16	1.81
(1,37)	1:A:104:ARG:HA	2:B:99:HIS:H	16	1.81
(1,37)	1:A:104:ARG:HA	2:B:99:HIS:HA	16	1.81
(1,37)	1:A:104:ARG:HA	2:B:99:HIS:HB2	16	1.81
(1,37)	1:A:104:ARG:HA	2:B:99:HIS:HB3	16	1.81
(1,37)	1:A:104:ARG:HA	2:B:99:HIS:HD1	16	1.81
(1,37)	1:A:104:ARG:HA	2:B:99:HIS:HD2	16	1.81
(1,37)	1:A:104:ARG:HA	2:B:99:HIS:HE1	16	1.81
(1,37)	1:A:104:ARG:HA	2:B:99:HIS:HE2	16	1.81
(1,37)	1:A:104:ARG:HA	2:B:99:HIS:N	16	1.81
(1,37)	1:A:104:ARG:HA	2:B:99:HIS:ND1	16	1.81

*Continued on next page...*

*Continued from previous page...*

Key	Atom-1	Atom-2	Model ID	Violation (Å)
(1,37)	1:A:104:ARG:HA	2:B:99:HIS:NE2	16	1.81
(1,37)	1:A:104:ARG:HA	2:B:99:HIS:O	16	1.81
(1,37)	1:A:104:ARG:HA	2:B:101:VAL:C	16	1.81
(1,37)	1:A:104:ARG:HA	2:B:101:VAL:CA	16	1.81
(1,37)	1:A:104:ARG:HA	2:B:101:VAL:CB	16	1.81
(1,37)	1:A:104:ARG:HA	2:B:101:VAL:CG1	16	1.81
(1,37)	1:A:104:ARG:HA	2:B:101:VAL:CG2	16	1.81
(1,37)	1:A:104:ARG:HA	2:B:101:VAL:H	16	1.81
(1,37)	1:A:104:ARG:HA	2:B:101:VAL:HA	16	1.81
(1,37)	1:A:104:ARG:HA	2:B:101:VAL:HB	16	1.81
(1,37)	1:A:104:ARG:HA	2:B:101:VAL:HG11	16	1.81
(1,37)	1:A:104:ARG:HA	2:B:101:VAL:HG12	16	1.81
(1,37)	1:A:104:ARG:HA	2:B:101:VAL:HG13	16	1.81
(1,37)	1:A:104:ARG:HA	2:B:101:VAL:HG21	16	1.81
(1,37)	1:A:104:ARG:HA	2:B:101:VAL:HG22	16	1.81
(1,37)	1:A:104:ARG:HA	2:B:101:VAL:HG23	16	1.81
(1,37)	1:A:104:ARG:HA	2:B:101:VAL:N	16	1.81
(1,37)	1:A:104:ARG:HA	2:B:101:VAL:O	16	1.81
(1,37)	1:A:104:ARG:HB2	2:B:75:ILE:C	16	1.81
(1,37)	1:A:104:ARG:HB2	2:B:75:ILE:CA	16	1.81
(1,37)	1:A:104:ARG:HB2	2:B:75:ILE:CB	16	1.81
(1,37)	1:A:104:ARG:HB2	2:B:75:ILE:CD1	16	1.81
(1,37)	1:A:104:ARG:HB2	2:B:75:ILE:CG1	16	1.81
(1,37)	1:A:104:ARG:HB2	2:B:75:ILE:CG2	16	1.81
(1,37)	1:A:104:ARG:HB2	2:B:75:ILE:H	16	1.81
(1,37)	1:A:104:ARG:HB2	2:B:75:ILE:HA	16	1.81
(1,37)	1:A:104:ARG:HB2	2:B:75:ILE:HB	16	1.81
(1,37)	1:A:104:ARG:HB2	2:B:75:ILE:HD11	16	1.81
(1,37)	1:A:104:ARG:HB2	2:B:75:ILE:HD12	16	1.81
(1,37)	1:A:104:ARG:HB2	2:B:75:ILE:HD13	16	1.81
(1,37)	1:A:104:ARG:HB2	2:B:75:ILE:HG12	16	1.81
(1,37)	1:A:104:ARG:HB2	2:B:75:ILE:HG13	16	1.81
(1,37)	1:A:104:ARG:HB2	2:B:75:ILE:HG21	16	1.81
(1,37)	1:A:104:ARG:HB2	2:B:75:ILE:HG22	16	1.81
(1,37)	1:A:104:ARG:HB2	2:B:75:ILE:HG23	16	1.81
(1,37)	1:A:104:ARG:HB2	2:B:75:ILE:N	16	1.81
(1,37)	1:A:104:ARG:HB2	2:B:75:ILE:O	16	1.81
(1,37)	1:A:104:ARG:HB2	2:B:77:ALA:C	16	1.81
(1,37)	1:A:104:ARG:HB2	2:B:77:ALA:CA	16	1.81
(1,37)	1:A:104:ARG:HB2	2:B:77:ALA:CB	16	1.81
(1,37)	1:A:104:ARG:HB2	2:B:77:ALA:H	16	1.81
(1,37)	1:A:104:ARG:HB2	2:B:77:ALA:HA	16	1.81

*Continued on next page...*

*Continued from previous page...*

Key	Atom-1	Atom-2	Model ID	Violation (Å)
(1,37)	1:A:104:ARG:HB2	2:B:77:ALA:HB1	16	1.81
(1,37)	1:A:104:ARG:HB2	2:B:77:ALA:HB2	16	1.81
(1,37)	1:A:104:ARG:HB2	2:B:77:ALA:HB3	16	1.81
(1,37)	1:A:104:ARG:HB2	2:B:77:ALA:N	16	1.81
(1,37)	1:A:104:ARG:HB2	2:B:77:ALA:O	16	1.81
(1,37)	1:A:104:ARG:HB2	2:B:78:GLY:C	16	1.81
(1,37)	1:A:104:ARG:HB2	2:B:78:GLY:CA	16	1.81
(1,37)	1:A:104:ARG:HB2	2:B:78:GLY:H	16	1.81
(1,37)	1:A:104:ARG:HB2	2:B:78:GLY:HA2	16	1.81
(1,37)	1:A:104:ARG:HB2	2:B:78:GLY:HA3	16	1.81
(1,37)	1:A:104:ARG:HB2	2:B:78:GLY:N	16	1.81
(1,37)	1:A:104:ARG:HB2	2:B:78:GLY:O	16	1.81
(1,37)	1:A:104:ARG:HB2	2:B:79:LYS:C	16	1.81
(1,37)	1:A:104:ARG:HB2	2:B:79:LYS:CA	16	1.81
(1,37)	1:A:104:ARG:HB2	2:B:79:LYS:CB	16	1.81
(1,37)	1:A:104:ARG:HB2	2:B:79:LYS:CD	16	1.81
(1,37)	1:A:104:ARG:HB2	2:B:79:LYS:CE	16	1.81
(1,37)	1:A:104:ARG:HB2	2:B:79:LYS:CG	16	1.81
(1,37)	1:A:104:ARG:HB2	2:B:79:LYS:H	16	1.81
(1,37)	1:A:104:ARG:HB2	2:B:79:LYS:HA	16	1.81
(1,37)	1:A:104:ARG:HB2	2:B:79:LYS:HB2	16	1.81
(1,37)	1:A:104:ARG:HB2	2:B:79:LYS:HB3	16	1.81
(1,37)	1:A:104:ARG:HB2	2:B:79:LYS:HD2	16	1.81
(1,37)	1:A:104:ARG:HB2	2:B:79:LYS:HD3	16	1.81
(1,37)	1:A:104:ARG:HB2	2:B:79:LYS:HE2	16	1.81
(1,37)	1:A:104:ARG:HB2	2:B:79:LYS:HE3	16	1.81
(1,37)	1:A:104:ARG:HB2	2:B:79:LYS:HG2	16	1.81
(1,37)	1:A:104:ARG:HB2	2:B:79:LYS:HG3	16	1.81
(1,37)	1:A:104:ARG:HB2	2:B:79:LYS:HZ1	16	1.81
(1,37)	1:A:104:ARG:HB2	2:B:79:LYS:HZ2	16	1.81
(1,37)	1:A:104:ARG:HB2	2:B:79:LYS:HZ3	16	1.81
(1,37)	1:A:104:ARG:HB2	2:B:79:LYS:N	16	1.81
(1,37)	1:A:104:ARG:HB2	2:B:79:LYS:NZ	16	1.81
(1,37)	1:A:104:ARG:HB2	2:B:79:LYS:O	16	1.81
(1,37)	1:A:104:ARG:HB2	2:B:80:ILE:C	16	1.81
(1,37)	1:A:104:ARG:HB2	2:B:80:ILE:CA	16	1.81
(1,37)	1:A:104:ARG:HB2	2:B:80:ILE:CB	16	1.81
(1,37)	1:A:104:ARG:HB2	2:B:80:ILE:CD1	16	1.81
(1,37)	1:A:104:ARG:HB2	2:B:80:ILE:CG1	16	1.81
(1,37)	1:A:104:ARG:HB2	2:B:80:ILE:CG2	16	1.81
(1,37)	1:A:104:ARG:HB2	2:B:80:ILE:H	16	1.81
(1,37)	1:A:104:ARG:HB2	2:B:80:ILE:HA	16	1.81

*Continued on next page...*

*Continued from previous page...*

Key	Atom-1	Atom-2	Model ID	Violation (Å)
(1,37)	1:A:104:ARG:HB2	2:B:80:ILE:HB	16	1.81
(1,37)	1:A:104:ARG:HB2	2:B:80:ILE:HD11	16	1.81
(1,37)	1:A:104:ARG:HB2	2:B:80:ILE:HD12	16	1.81
(1,37)	1:A:104:ARG:HB2	2:B:80:ILE:HD13	16	1.81
(1,37)	1:A:104:ARG:HB2	2:B:80:ILE:HG12	16	1.81
(1,37)	1:A:104:ARG:HB2	2:B:80:ILE:HG13	16	1.81
(1,37)	1:A:104:ARG:HB2	2:B:80:ILE:HG21	16	1.81
(1,37)	1:A:104:ARG:HB2	2:B:80:ILE:HG22	16	1.81
(1,37)	1:A:104:ARG:HB2	2:B:80:ILE:HG23	16	1.81
(1,37)	1:A:104:ARG:HB2	2:B:80:ILE:N	16	1.81
(1,37)	1:A:104:ARG:HB2	2:B:80:ILE:O	16	1.81
(1,37)	1:A:104:ARG:HB2	2:B:84:GLN:C	16	1.81
(1,37)	1:A:104:ARG:HB2	2:B:84:GLN:CA	16	1.81
(1,37)	1:A:104:ARG:HB2	2:B:84:GLN:CB	16	1.81
(1,37)	1:A:104:ARG:HB2	2:B:84:GLN:CD	16	1.81
(1,37)	1:A:104:ARG:HB2	2:B:84:GLN:CG	16	1.81
(1,37)	1:A:104:ARG:HB2	2:B:84:GLN:H	16	1.81
(1,37)	1:A:104:ARG:HB2	2:B:84:GLN:HA	16	1.81
(1,37)	1:A:104:ARG:HB2	2:B:84:GLN:HB2	16	1.81
(1,37)	1:A:104:ARG:HB2	2:B:84:GLN:HB3	16	1.81
(1,37)	1:A:104:ARG:HB2	2:B:84:GLN:HE21	16	1.81
(1,37)	1:A:104:ARG:HB2	2:B:84:GLN:HE22	16	1.81
(1,37)	1:A:104:ARG:HB2	2:B:84:GLN:HG2	16	1.81
(1,37)	1:A:104:ARG:HB2	2:B:84:GLN:HG3	16	1.81
(1,37)	1:A:104:ARG:HB2	2:B:84:GLN:N	16	1.81
(1,37)	1:A:104:ARG:HB2	2:B:84:GLN:NE2	16	1.81
(1,37)	1:A:104:ARG:HB2	2:B:84:GLN:O	16	1.81
(1,37)	1:A:104:ARG:HB2	2:B:84:GLN:OE1	16	1.81
(1,37)	1:A:104:ARG:HB2	2:B:97:THR:C	16	1.81
(1,37)	1:A:104:ARG:HB2	2:B:97:THR:CA	16	1.81
(1,37)	1:A:104:ARG:HB2	2:B:97:THR:CB	16	1.81
(1,37)	1:A:104:ARG:HB2	2:B:97:THR:CG2	16	1.81
(1,37)	1:A:104:ARG:HB2	2:B:97:THR:H	16	1.81
(1,37)	1:A:104:ARG:HB2	2:B:97:THR:HA	16	1.81
(1,37)	1:A:104:ARG:HB2	2:B:97:THR:HB	16	1.81
(1,37)	1:A:104:ARG:HB2	2:B:97:THR:HG1	16	1.81
(1,37)	1:A:104:ARG:HB2	2:B:97:THR:HG21	16	1.81
(1,37)	1:A:104:ARG:HB2	2:B:97:THR:HG22	16	1.81
(1,37)	1:A:104:ARG:HB2	2:B:97:THR:HG23	16	1.81
(1,37)	1:A:104:ARG:HB2	2:B:97:THR:N	16	1.81
(1,37)	1:A:104:ARG:HB2	2:B:97:THR:O	16	1.81
(1,37)	1:A:104:ARG:HB2	2:B:97:THR:OG1	16	1.81

*Continued on next page...*

*Continued from previous page...*

Key	Atom-1	Atom-2	Model ID	Violation (Å)
(1,37)	1:A:104:ARG:HB2	2:B:99:HIS:C	16	1.81
(1,37)	1:A:104:ARG:HB2	2:B:99:HIS:CA	16	1.81
(1,37)	1:A:104:ARG:HB2	2:B:99:HIS:CB	16	1.81
(1,37)	1:A:104:ARG:HB2	2:B:99:HIS:CD2	16	1.81
(1,37)	1:A:104:ARG:HB2	2:B:99:HIS:CE1	16	1.81
(1,37)	1:A:104:ARG:HB2	2:B:99:HIS:CG	16	1.81
(1,37)	1:A:104:ARG:HB2	2:B:99:HIS:H	16	1.81
(1,37)	1:A:104:ARG:HB2	2:B:99:HIS:HA	16	1.81
(1,37)	1:A:104:ARG:HB2	2:B:99:HIS:HB2	16	1.81
(1,37)	1:A:104:ARG:HB2	2:B:99:HIS:HB3	16	1.81
(1,37)	1:A:104:ARG:HB2	2:B:99:HIS:HD1	16	1.81
(1,37)	1:A:104:ARG:HB2	2:B:99:HIS:HD2	16	1.81
(1,37)	1:A:104:ARG:HB2	2:B:99:HIS:HE1	16	1.81
(1,37)	1:A:104:ARG:HB2	2:B:99:HIS:HE2	16	1.81
(1,37)	1:A:104:ARG:HB2	2:B:99:HIS:N	16	1.81
(1,37)	1:A:104:ARG:HB2	2:B:99:HIS:ND1	16	1.81
(1,37)	1:A:104:ARG:HB2	2:B:99:HIS:NE2	16	1.81
(1,37)	1:A:104:ARG:HB2	2:B:99:HIS:O	16	1.81
(1,37)	1:A:104:ARG:HB2	2:B:101:VAL:C	16	1.81
(1,37)	1:A:104:ARG:HB2	2:B:101:VAL:CA	16	1.81
(1,37)	1:A:104:ARG:HB2	2:B:101:VAL:CB	16	1.81
(1,37)	1:A:104:ARG:HB2	2:B:101:VAL:CG1	16	1.81
(1,37)	1:A:104:ARG:HB2	2:B:101:VAL:CG2	16	1.81
(1,37)	1:A:104:ARG:HB2	2:B:101:VAL:H	16	1.81
(1,37)	1:A:104:ARG:HB2	2:B:101:VAL:HA	16	1.81
(1,37)	1:A:104:ARG:HB2	2:B:101:VAL:HB	16	1.81
(1,37)	1:A:104:ARG:HB2	2:B:101:VAL:HG11	16	1.81
(1,37)	1:A:104:ARG:HB2	2:B:101:VAL:HG12	16	1.81
(1,37)	1:A:104:ARG:HB2	2:B:101:VAL:HG13	16	1.81
(1,37)	1:A:104:ARG:HB2	2:B:101:VAL:HG21	16	1.81
(1,37)	1:A:104:ARG:HB2	2:B:101:VAL:HG22	16	1.81
(1,37)	1:A:104:ARG:HB2	2:B:101:VAL:HG23	16	1.81
(1,37)	1:A:104:ARG:HB2	2:B:101:VAL:N	16	1.81
(1,37)	1:A:104:ARG:HB2	2:B:101:VAL:O	16	1.81
(1,37)	1:A:104:ARG:HB3	2:B:75:ILE:C	16	1.81
(1,37)	1:A:104:ARG:HB3	2:B:75:ILE:CA	16	1.81
(1,37)	1:A:104:ARG:HB3	2:B:75:ILE:CB	16	1.81
(1,37)	1:A:104:ARG:HB3	2:B:75:ILE:CD1	16	1.81
(1,37)	1:A:104:ARG:HB3	2:B:75:ILE:CG1	16	1.81
(1,37)	1:A:104:ARG:HB3	2:B:75:ILE:CG2	16	1.81
(1,37)	1:A:104:ARG:HB3	2:B:75:ILE:H	16	1.81
(1,37)	1:A:104:ARG:HB3	2:B:75:ILE:HA	16	1.81

*Continued on next page...*

*Continued from previous page...*

Key	Atom-1	Atom-2	Model ID	Violation (Å)
(1,37)	1:A:104:ARG:HB3	2:B:75:ILE:HB	16	1.81
(1,37)	1:A:104:ARG:HB3	2:B:75:ILE:HD11	16	1.81
(1,37)	1:A:104:ARG:HB3	2:B:75:ILE:HD12	16	1.81
(1,37)	1:A:104:ARG:HB3	2:B:75:ILE:HD13	16	1.81
(1,37)	1:A:104:ARG:HB3	2:B:75:ILE:HG12	16	1.81
(1,37)	1:A:104:ARG:HB3	2:B:75:ILE:HG13	16	1.81
(1,37)	1:A:104:ARG:HB3	2:B:75:ILE:HG21	16	1.81
(1,37)	1:A:104:ARG:HB3	2:B:75:ILE:HG22	16	1.81
(1,37)	1:A:104:ARG:HB3	2:B:75:ILE:HG23	16	1.81
(1,37)	1:A:104:ARG:HB3	2:B:75:ILE:N	16	1.81
(1,37)	1:A:104:ARG:HB3	2:B:75:ILE:O	16	1.81
(1,37)	1:A:104:ARG:HB3	2:B:77:ALA:C	16	1.81
(1,37)	1:A:104:ARG:HB3	2:B:77:ALA:CA	16	1.81
(1,37)	1:A:104:ARG:HB3	2:B:77:ALA:CB	16	1.81
(1,37)	1:A:104:ARG:HB3	2:B:77:ALA:H	16	1.81
(1,37)	1:A:104:ARG:HB3	2:B:77:ALA:HA	16	1.81
(1,37)	1:A:104:ARG:HB3	2:B:77:ALA:HB1	16	1.81
(1,37)	1:A:104:ARG:HB3	2:B:77:ALA:HB2	16	1.81
(1,37)	1:A:104:ARG:HB3	2:B:77:ALA:HB3	16	1.81
(1,37)	1:A:104:ARG:HB3	2:B:77:ALA:N	16	1.81
(1,37)	1:A:104:ARG:HB3	2:B:77:ALA:O	16	1.81
(1,37)	1:A:104:ARG:HB3	2:B:78:GLY:C	16	1.81
(1,37)	1:A:104:ARG:HB3	2:B:78:GLY:CA	16	1.81
(1,37)	1:A:104:ARG:HB3	2:B:78:GLY:H	16	1.81
(1,37)	1:A:104:ARG:HB3	2:B:78:GLY:HA2	16	1.81
(1,37)	1:A:104:ARG:HB3	2:B:78:GLY:HA3	16	1.81
(1,37)	1:A:104:ARG:HB3	2:B:78:GLY:N	16	1.81
(1,37)	1:A:104:ARG:HB3	2:B:78:GLY:O	16	1.81
(1,37)	1:A:104:ARG:HB3	2:B:79:LYS:C	16	1.81
(1,37)	1:A:104:ARG:HB3	2:B:79:LYS:CA	16	1.81
(1,37)	1:A:104:ARG:HB3	2:B:79:LYS:CB	16	1.81
(1,37)	1:A:104:ARG:HB3	2:B:79:LYS:CD	16	1.81
(1,37)	1:A:104:ARG:HB3	2:B:79:LYS:CE	16	1.81
(1,37)	1:A:104:ARG:HB3	2:B:79:LYS:CG	16	1.81
(1,37)	1:A:104:ARG:HB3	2:B:79:LYS:H	16	1.81
(1,37)	1:A:104:ARG:HB3	2:B:79:LYS:HA	16	1.81
(1,37)	1:A:104:ARG:HB3	2:B:79:LYS:HB2	16	1.81
(1,37)	1:A:104:ARG:HB3	2:B:79:LYS:HB3	16	1.81
(1,37)	1:A:104:ARG:HB3	2:B:79:LYS:HD2	16	1.81
(1,37)	1:A:104:ARG:HB3	2:B:79:LYS:HD3	16	1.81
(1,37)	1:A:104:ARG:HB3	2:B:79:LYS:HE2	16	1.81
(1,37)	1:A:104:ARG:HB3	2:B:79:LYS:HE3	16	1.81

*Continued on next page...*

*Continued from previous page...*

Key	Atom-1	Atom-2	Model ID	Violation (Å)
(1,37)	1:A:104:ARG:HB3	2:B:79:LYS:HG2	16	1.81
(1,37)	1:A:104:ARG:HB3	2:B:79:LYS:HG3	16	1.81
(1,37)	1:A:104:ARG:HB3	2:B:79:LYS:HZ1	16	1.81
(1,37)	1:A:104:ARG:HB3	2:B:79:LYS:HZ2	16	1.81
(1,37)	1:A:104:ARG:HB3	2:B:79:LYS:HZ3	16	1.81
(1,37)	1:A:104:ARG:HB3	2:B:79:LYS:N	16	1.81
(1,37)	1:A:104:ARG:HB3	2:B:79:LYS:NZ	16	1.81
(1,37)	1:A:104:ARG:HB3	2:B:79:LYS:O	16	1.81
(1,37)	1:A:104:ARG:HB3	2:B:80:ILE:C	16	1.81
(1,37)	1:A:104:ARG:HB3	2:B:80:ILE:CA	16	1.81
(1,37)	1:A:104:ARG:HB3	2:B:80:ILE:CB	16	1.81
(1,37)	1:A:104:ARG:HB3	2:B:80:ILE:CD1	16	1.81
(1,37)	1:A:104:ARG:HB3	2:B:80:ILE:CG1	16	1.81
(1,37)	1:A:104:ARG:HB3	2:B:80:ILE:CG2	16	1.81
(1,37)	1:A:104:ARG:HB3	2:B:80:ILE:H	16	1.81
(1,37)	1:A:104:ARG:HB3	2:B:80:ILE:HA	16	1.81
(1,37)	1:A:104:ARG:HB3	2:B:80:ILE:HB	16	1.81
(1,37)	1:A:104:ARG:HB3	2:B:80:ILE:HD11	16	1.81
(1,37)	1:A:104:ARG:HB3	2:B:80:ILE:HD12	16	1.81
(1,37)	1:A:104:ARG:HB3	2:B:80:ILE:HD13	16	1.81
(1,37)	1:A:104:ARG:HB3	2:B:80:ILE:HG12	16	1.81
(1,37)	1:A:104:ARG:HB3	2:B:80:ILE:HG13	16	1.81
(1,37)	1:A:104:ARG:HB3	2:B:80:ILE:HG21	16	1.81
(1,37)	1:A:104:ARG:HB3	2:B:80:ILE:HG22	16	1.81
(1,37)	1:A:104:ARG:HB3	2:B:80:ILE:HG23	16	1.81
(1,37)	1:A:104:ARG:HB3	2:B:80:ILE:N	16	1.81
(1,37)	1:A:104:ARG:HB3	2:B:80:ILE:O	16	1.81
(1,37)	1:A:104:ARG:HB3	2:B:84:GLN:C	16	1.81
(1,37)	1:A:104:ARG:HB3	2:B:84:GLN:CA	16	1.81
(1,37)	1:A:104:ARG:HB3	2:B:84:GLN:CB	16	1.81
(1,37)	1:A:104:ARG:HB3	2:B:84:GLN:CD	16	1.81
(1,37)	1:A:104:ARG:HB3	2:B:84:GLN:CG	16	1.81
(1,37)	1:A:104:ARG:HB3	2:B:84:GLN:H	16	1.81
(1,37)	1:A:104:ARG:HB3	2:B:84:GLN:HA	16	1.81
(1,37)	1:A:104:ARG:HB3	2:B:84:GLN:HB2	16	1.81
(1,37)	1:A:104:ARG:HB3	2:B:84:GLN:HB3	16	1.81
(1,37)	1:A:104:ARG:HB3	2:B:84:GLN:HE21	16	1.81
(1,37)	1:A:104:ARG:HB3	2:B:84:GLN:HE22	16	1.81
(1,37)	1:A:104:ARG:HB3	2:B:84:GLN:HG2	16	1.81
(1,37)	1:A:104:ARG:HB3	2:B:84:GLN:HG3	16	1.81
(1,37)	1:A:104:ARG:HB3	2:B:84:GLN:N	16	1.81
(1,37)	1:A:104:ARG:HB3	2:B:84:GLN:NE2	16	1.81

*Continued on next page...*



*Continued from previous page...*

Key	Atom-1	Atom-2	Model ID	Violation (Å)
(1,37)	1:A:104:ARG:HB3	2:B:84:GLN:O	16	1.81
(1,37)	1:A:104:ARG:HB3	2:B:84:GLN:OE1	16	1.81
(1,37)	1:A:104:ARG:HB3	2:B:97:THR:C	16	1.81
(1,37)	1:A:104:ARG:HB3	2:B:97:THR:CA	16	1.81
(1,37)	1:A:104:ARG:HB3	2:B:97:THR:CB	16	1.81
(1,37)	1:A:104:ARG:HB3	2:B:97:THR:CG2	16	1.81
(1,37)	1:A:104:ARG:HB3	2:B:97:THR:H	16	1.81
(1,37)	1:A:104:ARG:HB3	2:B:97:THR:HA	16	1.81
(1,37)	1:A:104:ARG:HB3	2:B:97:THR:HB	16	1.81
(1,37)	1:A:104:ARG:HB3	2:B:97:THR:HG1	16	1.81
(1,37)	1:A:104:ARG:HB3	2:B:97:THR:HG21	16	1.81
(1,37)	1:A:104:ARG:HB3	2:B:97:THR:HG22	16	1.81
(1,37)	1:A:104:ARG:HB3	2:B:97:THR:HG23	16	1.81
(1,37)	1:A:104:ARG:HB3	2:B:97:THR:N	16	1.81
(1,37)	1:A:104:ARG:HB3	2:B:97:THR:O	16	1.81
(1,37)	1:A:104:ARG:HB3	2:B:97:THR:OG1	16	1.81
(1,37)	1:A:104:ARG:HB3	2:B:99:HIS:C	16	1.81
(1,37)	1:A:104:ARG:HB3	2:B:99:HIS:CA	16	1.81
(1,37)	1:A:104:ARG:HB3	2:B:99:HIS:CB	16	1.81
(1,37)	1:A:104:ARG:HB3	2:B:99:HIS:CD2	16	1.81
(1,37)	1:A:104:ARG:HB3	2:B:99:HIS:CE1	16	1.81
(1,37)	1:A:104:ARG:HB3	2:B:99:HIS:CG	16	1.81
(1,37)	1:A:104:ARG:HB3	2:B:99:HIS:H	16	1.81
(1,37)	1:A:104:ARG:HB3	2:B:99:HIS:HA	16	1.81
(1,37)	1:A:104:ARG:HB3	2:B:99:HIS:HB2	16	1.81
(1,37)	1:A:104:ARG:HB3	2:B:99:HIS:HB3	16	1.81
(1,37)	1:A:104:ARG:HB3	2:B:99:HIS:HD1	16	1.81
(1,37)	1:A:104:ARG:HB3	2:B:99:HIS:HD2	16	1.81
(1,37)	1:A:104:ARG:HB3	2:B:99:HIS:HE1	16	1.81
(1,37)	1:A:104:ARG:HB3	2:B:99:HIS:HE2	16	1.81
(1,37)	1:A:104:ARG:HB3	2:B:99:HIS:N	16	1.81
(1,37)	1:A:104:ARG:HB3	2:B:99:HIS:ND1	16	1.81
(1,37)	1:A:104:ARG:HB3	2:B:99:HIS:NE2	16	1.81
(1,37)	1:A:104:ARG:HB3	2:B:99:HIS:O	16	1.81
(1,37)	1:A:104:ARG:HB3	2:B:101:VAL:C	16	1.81
(1,37)	1:A:104:ARG:HB3	2:B:101:VAL:CA	16	1.81
(1,37)	1:A:104:ARG:HB3	2:B:101:VAL:CB	16	1.81
(1,37)	1:A:104:ARG:HB3	2:B:101:VAL:CG1	16	1.81
(1,37)	1:A:104:ARG:HB3	2:B:101:VAL:CG2	16	1.81
(1,37)	1:A:104:ARG:HB3	2:B:101:VAL:H	16	1.81
(1,37)	1:A:104:ARG:HB3	2:B:101:VAL:HA	16	1.81
(1,37)	1:A:104:ARG:HB3	2:B:101:VAL:HB	16	1.81

*Continued on next page...*

*Continued from previous page...*

Key	Atom-1	Atom-2	Model ID	Violation (Å)
(1,37)	1:A:104:ARG:HB3	2:B:101:VAL:HG11	16	1.81
(1,37)	1:A:104:ARG:HB3	2:B:101:VAL:HG12	16	1.81
(1,37)	1:A:104:ARG:HB3	2:B:101:VAL:HG13	16	1.81
(1,37)	1:A:104:ARG:HB3	2:B:101:VAL:HG21	16	1.81
(1,37)	1:A:104:ARG:HB3	2:B:101:VAL:HG22	16	1.81
(1,37)	1:A:104:ARG:HB3	2:B:101:VAL:HG23	16	1.81
(1,37)	1:A:104:ARG:HB3	2:B:101:VAL:N	16	1.81
(1,37)	1:A:104:ARG:HB3	2:B:101:VAL:O	16	1.81
(1,37)	1:A:104:ARG:HD2	2:B:75:ILE:C	16	1.81
(1,37)	1:A:104:ARG:HD2	2:B:75:ILE:CA	16	1.81
(1,37)	1:A:104:ARG:HD2	2:B:75:ILE:CB	16	1.81
(1,37)	1:A:104:ARG:HD2	2:B:75:ILE:CD1	16	1.81
(1,37)	1:A:104:ARG:HD2	2:B:75:ILE:CG1	16	1.81
(1,37)	1:A:104:ARG:HD2	2:B:75:ILE:CG2	16	1.81
(1,37)	1:A:104:ARG:HD2	2:B:75:ILE:H	16	1.81
(1,37)	1:A:104:ARG:HD2	2:B:75:ILE:HA	16	1.81
(1,37)	1:A:104:ARG:HD2	2:B:75:ILE:HB	16	1.81
(1,37)	1:A:104:ARG:HD2	2:B:75:ILE:HD11	16	1.81
(1,37)	1:A:104:ARG:HD2	2:B:75:ILE:HD12	16	1.81
(1,37)	1:A:104:ARG:HD2	2:B:75:ILE:HD13	16	1.81
(1,37)	1:A:104:ARG:HD2	2:B:75:ILE:HG12	16	1.81
(1,37)	1:A:104:ARG:HD2	2:B:75:ILE:HG13	16	1.81
(1,37)	1:A:104:ARG:HD2	2:B:75:ILE:HG21	16	1.81
(1,37)	1:A:104:ARG:HD2	2:B:75:ILE:HG22	16	1.81
(1,37)	1:A:104:ARG:HD2	2:B:75:ILE:HG23	16	1.81
(1,37)	1:A:104:ARG:HD2	2:B:75:ILE:N	16	1.81
(1,37)	1:A:104:ARG:HD2	2:B:75:ILE:O	16	1.81
(1,37)	1:A:104:ARG:HD2	2:B:77:ALA:C	16	1.81
(1,37)	1:A:104:ARG:HD2	2:B:77:ALA:CA	16	1.81
(1,37)	1:A:104:ARG:HD2	2:B:77:ALA:CB	16	1.81
(1,37)	1:A:104:ARG:HD2	2:B:77:ALA:H	16	1.81
(1,37)	1:A:104:ARG:HD2	2:B:77:ALA:HA	16	1.81
(1,37)	1:A:104:ARG:HD2	2:B:77:ALA:HB1	16	1.81
(1,37)	1:A:104:ARG:HD2	2:B:77:ALA:HB2	16	1.81
(1,37)	1:A:104:ARG:HD2	2:B:77:ALA:HB3	16	1.81
(1,37)	1:A:104:ARG:HD2	2:B:77:ALA:N	16	1.81
(1,37)	1:A:104:ARG:HD2	2:B:77:ALA:O	16	1.81
(1,37)	1:A:104:ARG:HD2	2:B:78:GLY:C	16	1.81
(1,37)	1:A:104:ARG:HD2	2:B:78:GLY:CA	16	1.81
(1,37)	1:A:104:ARG:HD2	2:B:78:GLY:H	16	1.81
(1,37)	1:A:104:ARG:HD2	2:B:78:GLY:HA2	16	1.81
(1,37)	1:A:104:ARG:HD2	2:B:78:GLY:HA3	16	1.81

*Continued on next page...*

Continued from previous page...

Key	Atom-1	Atom-2	Model ID	Violation (Å)
(1,37)	1:A:104:ARG:HD2	2:B:78:GLY:N	16	1.81
(1,37)	1:A:104:ARG:HD2	2:B:78:GLY:O	16	1.81
(1,37)	1:A:104:ARG:HD2	2:B:79:LYS:C	16	1.81
(1,37)	1:A:104:ARG:HD2	2:B:79:LYS:CA	16	1.81
(1,37)	1:A:104:ARG:HD2	2:B:79:LYS:CB	16	1.81
(1,37)	1:A:104:ARG:HD2	2:B:79:LYS:CD	16	1.81
(1,37)	1:A:104:ARG:HD2	2:B:79:LYS:CE	16	1.81
(1,37)	1:A:104:ARG:HD2	2:B:79:LYS:CG	16	1.81
(1,37)	1:A:104:ARG:HD2	2:B:79:LYS:H	16	1.81
(1,37)	1:A:104:ARG:HD2	2:B:79:LYS:HA	16	1.81
(1,37)	1:A:104:ARG:HD2	2:B:79:LYS:HB2	16	1.81
(1,37)	1:A:104:ARG:HD2	2:B:79:LYS:HB3	16	1.81
(1,37)	1:A:104:ARG:HD2	2:B:79:LYS:HD2	16	1.81
(1,37)	1:A:104:ARG:HD2	2:B:79:LYS:HD3	16	1.81
(1,37)	1:A:104:ARG:HD2	2:B:79:LYS:HE2	16	1.81
(1,37)	1:A:104:ARG:HD2	2:B:79:LYS:HE3	16	1.81
(1,37)	1:A:104:ARG:HD2	2:B:79:LYS:HG2	16	1.81
(1,37)	1:A:104:ARG:HD2	2:B:79:LYS:HG3	16	1.81
(1,37)	1:A:104:ARG:HD2	2:B:79:LYS:HZ1	16	1.81
(1,37)	1:A:104:ARG:HD2	2:B:79:LYS:HZ2	16	1.81
(1,37)	1:A:104:ARG:HD2	2:B:79:LYS:HZ3	16	1.81
(1,37)	1:A:104:ARG:HD2	2:B:79:LYS:N	16	1.81
(1,37)	1:A:104:ARG:HD2	2:B:79:LYS:NZ	16	1.81
(1,37)	1:A:104:ARG:HD2	2:B:79:LYS:O	16	1.81
(1,37)	1:A:104:ARG:HD2	2:B:80:ILE:C	16	1.81
(1,37)	1:A:104:ARG:HD2	2:B:80:ILE:CA	16	1.81
(1,37)	1:A:104:ARG:HD2	2:B:80:ILE:CB	16	1.81
(1,37)	1:A:104:ARG:HD2	2:B:80:ILE:CD1	16	1.81
(1,37)	1:A:104:ARG:HD2	2:B:80:ILE:CG1	16	1.81
(1,37)	1:A:104:ARG:HD2	2:B:80:ILE:CG2	16	1.81
(1,37)	1:A:104:ARG:HD2	2:B:80:ILE:H	16	1.81
(1,37)	1:A:104:ARG:HD2	2:B:80:ILE:HA	16	1.81
(1,37)	1:A:104:ARG:HD2	2:B:80:ILE:HB	16	1.81
(1,37)	1:A:104:ARG:HD2	2:B:80:ILE:HD11	16	1.81
(1,37)	1:A:104:ARG:HD2	2:B:80:ILE:HD12	16	1.81
(1,37)	1:A:104:ARG:HD2	2:B:80:ILE:HD13	16	1.81
(1,37)	1:A:104:ARG:HD2	2:B:80:ILE:HG12	16	1.81
(1,37)	1:A:104:ARG:HD2	2:B:80:ILE:HG13	16	1.81
(1,37)	1:A:104:ARG:HD2	2:B:80:ILE:HG21	16	1.81
(1,37)	1:A:104:ARG:HD2	2:B:80:ILE:HG22	16	1.81
(1,37)	1:A:104:ARG:HD2	2:B:80:ILE:HG23	16	1.81
(1,37)	1:A:104:ARG:HD2	2:B:80:ILE:N	16	1.81

Continued on next page...

*Continued from previous page...*

Key	Atom-1	Atom-2	Model ID	Violation (Å)
(1,37)	1:A:104:ARG:HD2	2:B:80:ILE:O	16	1.81
(1,37)	1:A:104:ARG:HD2	2:B:84:GLN:C	16	1.81
(1,37)	1:A:104:ARG:HD2	2:B:84:GLN:CA	16	1.81
(1,37)	1:A:104:ARG:HD2	2:B:84:GLN:CB	16	1.81
(1,37)	1:A:104:ARG:HD2	2:B:84:GLN:CD	16	1.81
(1,37)	1:A:104:ARG:HD2	2:B:84:GLN:CG	16	1.81
(1,37)	1:A:104:ARG:HD2	2:B:84:GLN:H	16	1.81
(1,37)	1:A:104:ARG:HD2	2:B:84:GLN:HA	16	1.81
(1,37)	1:A:104:ARG:HD2	2:B:84:GLN:HB2	16	1.81
(1,37)	1:A:104:ARG:HD2	2:B:84:GLN:HB3	16	1.81
(1,37)	1:A:104:ARG:HD2	2:B:84:GLN:HE21	16	1.81
(1,37)	1:A:104:ARG:HD2	2:B:84:GLN:HE22	16	1.81
(1,37)	1:A:104:ARG:HD2	2:B:84:GLN:HG2	16	1.81
(1,37)	1:A:104:ARG:HD2	2:B:84:GLN:HG3	16	1.81
(1,37)	1:A:104:ARG:HD2	2:B:84:GLN:N	16	1.81
(1,37)	1:A:104:ARG:HD2	2:B:84:GLN:NE2	16	1.81
(1,37)	1:A:104:ARG:HD2	2:B:84:GLN:O	16	1.81
(1,37)	1:A:104:ARG:HD2	2:B:84:GLN:OE1	16	1.81
(1,37)	1:A:104:ARG:HD2	2:B:97:THR:C	16	1.81
(1,37)	1:A:104:ARG:HD2	2:B:97:THR:CA	16	1.81
(1,37)	1:A:104:ARG:HD2	2:B:97:THR:CB	16	1.81
(1,37)	1:A:104:ARG:HD2	2:B:97:THR:CG2	16	1.81
(1,37)	1:A:104:ARG:HD2	2:B:97:THR:H	16	1.81
(1,37)	1:A:104:ARG:HD2	2:B:97:THR:HA	16	1.81
(1,37)	1:A:104:ARG:HD2	2:B:97:THR:HB	16	1.81
(1,37)	1:A:104:ARG:HD2	2:B:97:THR:HG1	16	1.81
(1,37)	1:A:104:ARG:HD2	2:B:97:THR:HG21	16	1.81
(1,37)	1:A:104:ARG:HD2	2:B:97:THR:HG22	16	1.81
(1,37)	1:A:104:ARG:HD2	2:B:97:THR:HG23	16	1.81
(1,37)	1:A:104:ARG:HD2	2:B:97:THR:N	16	1.81
(1,37)	1:A:104:ARG:HD2	2:B:97:THR:O	16	1.81
(1,37)	1:A:104:ARG:HD2	2:B:97:THR:OG1	16	1.81
(1,37)	1:A:104:ARG:HD2	2:B:99:HIS:C	16	1.81
(1,37)	1:A:104:ARG:HD2	2:B:99:HIS:CA	16	1.81
(1,37)	1:A:104:ARG:HD2	2:B:99:HIS:CB	16	1.81
(1,37)	1:A:104:ARG:HD2	2:B:99:HIS:CD2	16	1.81
(1,37)	1:A:104:ARG:HD2	2:B:99:HIS:CE1	16	1.81
(1,37)	1:A:104:ARG:HD2	2:B:99:HIS:CG	16	1.81
(1,37)	1:A:104:ARG:HD2	2:B:99:HIS:H	16	1.81
(1,37)	1:A:104:ARG:HD2	2:B:99:HIS:HA	16	1.81
(1,37)	1:A:104:ARG:HD2	2:B:99:HIS:HB2	16	1.81
(1,37)	1:A:104:ARG:HD2	2:B:99:HIS:HB3	16	1.81

*Continued on next page...*

*Continued from previous page...*

Key	Atom-1	Atom-2	Model ID	Violation (Å)
(1,37)	1:A:104:ARG:HD2	2:B:99:HIS:HD1	16	1.81
(1,37)	1:A:104:ARG:HD2	2:B:99:HIS:HD2	16	1.81
(1,37)	1:A:104:ARG:HD2	2:B:99:HIS:HE1	16	1.81
(1,37)	1:A:104:ARG:HD2	2:B:99:HIS:HE2	16	1.81
(1,37)	1:A:104:ARG:HD2	2:B:99:HIS:N	16	1.81
(1,37)	1:A:104:ARG:HD2	2:B:99:HIS:ND1	16	1.81
(1,37)	1:A:104:ARG:HD2	2:B:99:HIS:NE2	16	1.81
(1,37)	1:A:104:ARG:HD2	2:B:99:HIS:O	16	1.81
(1,37)	1:A:104:ARG:HD2	2:B:101:VAL:C	16	1.81
(1,37)	1:A:104:ARG:HD2	2:B:101:VAL:CA	16	1.81
(1,37)	1:A:104:ARG:HD2	2:B:101:VAL:CB	16	1.81
(1,37)	1:A:104:ARG:HD2	2:B:101:VAL:CG1	16	1.81
(1,37)	1:A:104:ARG:HD2	2:B:101:VAL:CG2	16	1.81
(1,37)	1:A:104:ARG:HD2	2:B:101:VAL:H	16	1.81
(1,37)	1:A:104:ARG:HD2	2:B:101:VAL:HA	16	1.81
(1,37)	1:A:104:ARG:HD2	2:B:101:VAL:HB	16	1.81
(1,37)	1:A:104:ARG:HD2	2:B:101:VAL:HG11	16	1.81
(1,37)	1:A:104:ARG:HD2	2:B:101:VAL:HG12	16	1.81
(1,37)	1:A:104:ARG:HD2	2:B:101:VAL:HG13	16	1.81
(1,37)	1:A:104:ARG:HD2	2:B:101:VAL:HG21	16	1.81
(1,37)	1:A:104:ARG:HD2	2:B:101:VAL:HG22	16	1.81
(1,37)	1:A:104:ARG:HD2	2:B:101:VAL:HG23	16	1.81
(1,37)	1:A:104:ARG:HD2	2:B:101:VAL:N	16	1.81
(1,37)	1:A:104:ARG:HD2	2:B:101:VAL:O	16	1.81
(1,37)	1:A:104:ARG:HD3	2:B:75:ILE:C	16	1.81
(1,37)	1:A:104:ARG:HD3	2:B:75:ILE:CA	16	1.81
(1,37)	1:A:104:ARG:HD3	2:B:75:ILE:CB	16	1.81
(1,37)	1:A:104:ARG:HD3	2:B:75:ILE:CD1	16	1.81
(1,37)	1:A:104:ARG:HD3	2:B:75:ILE:CG1	16	1.81
(1,37)	1:A:104:ARG:HD3	2:B:75:ILE:CG2	16	1.81
(1,37)	1:A:104:ARG:HD3	2:B:75:ILE:H	16	1.81
(1,37)	1:A:104:ARG:HD3	2:B:75:ILE:HA	16	1.81
(1,37)	1:A:104:ARG:HD3	2:B:75:ILE:HB	16	1.81
(1,37)	1:A:104:ARG:HD3	2:B:75:ILE:HD11	16	1.81
(1,37)	1:A:104:ARG:HD3	2:B:75:ILE:HD12	16	1.81
(1,37)	1:A:104:ARG:HD3	2:B:75:ILE:HD13	16	1.81
(1,37)	1:A:104:ARG:HD3	2:B:75:ILE:HG12	16	1.81
(1,37)	1:A:104:ARG:HD3	2:B:75:ILE:HG13	16	1.81
(1,37)	1:A:104:ARG:HD3	2:B:75:ILE:HG21	16	1.81
(1,37)	1:A:104:ARG:HD3	2:B:75:ILE:HG22	16	1.81
(1,37)	1:A:104:ARG:HD3	2:B:75:ILE:HG23	16	1.81
(1,37)	1:A:104:ARG:HD3	2:B:75:ILE:N	16	1.81

*Continued on next page...*

*Continued from previous page...*

Key	Atom-1	Atom-2	Model ID	Violation (Å)
(1,37)	1:A:104:ARG:HD3	2:B:75:ILE:O	16	1.81
(1,37)	1:A:104:ARG:HD3	2:B:77:ALA:C	16	1.81
(1,37)	1:A:104:ARG:HD3	2:B:77:ALA:CA	16	1.81
(1,37)	1:A:104:ARG:HD3	2:B:77:ALA:CB	16	1.81
(1,37)	1:A:104:ARG:HD3	2:B:77:ALA:H	16	1.81
(1,37)	1:A:104:ARG:HD3	2:B:77:ALA:HA	16	1.81
(1,37)	1:A:104:ARG:HD3	2:B:77:ALA:HB1	16	1.81
(1,37)	1:A:104:ARG:HD3	2:B:77:ALA:HB2	16	1.81
(1,37)	1:A:104:ARG:HD3	2:B:77:ALA:HB3	16	1.81
(1,37)	1:A:104:ARG:HD3	2:B:77:ALA:N	16	1.81
(1,37)	1:A:104:ARG:HD3	2:B:77:ALA:O	16	1.81
(1,37)	1:A:104:ARG:HD3	2:B:78:GLY:C	16	1.81
(1,37)	1:A:104:ARG:HD3	2:B:78:GLY:CA	16	1.81
(1,37)	1:A:104:ARG:HD3	2:B:78:GLY:H	16	1.81
(1,37)	1:A:104:ARG:HD3	2:B:78:GLY:HA2	16	1.81
(1,37)	1:A:104:ARG:HD3	2:B:78:GLY:HA3	16	1.81
(1,37)	1:A:104:ARG:HD3	2:B:78:GLY:N	16	1.81
(1,37)	1:A:104:ARG:HD3	2:B:78:GLY:O	16	1.81
(1,37)	1:A:104:ARG:HD3	2:B:79:LYS:C	16	1.81
(1,37)	1:A:104:ARG:HD3	2:B:79:LYS:CA	16	1.81
(1,37)	1:A:104:ARG:HD3	2:B:79:LYS:CB	16	1.81
(1,37)	1:A:104:ARG:HD3	2:B:79:LYS:CD	16	1.81
(1,37)	1:A:104:ARG:HD3	2:B:79:LYS:CE	16	1.81
(1,37)	1:A:104:ARG:HD3	2:B:79:LYS:CG	16	1.81
(1,37)	1:A:104:ARG:HD3	2:B:79:LYS:H	16	1.81
(1,37)	1:A:104:ARG:HD3	2:B:79:LYS:HA	16	1.81
(1,37)	1:A:104:ARG:HD3	2:B:79:LYS:HB2	16	1.81
(1,37)	1:A:104:ARG:HD3	2:B:79:LYS:HB3	16	1.81
(1,37)	1:A:104:ARG:HD3	2:B:79:LYS:HD2	16	1.81
(1,37)	1:A:104:ARG:HD3	2:B:79:LYS:HD3	16	1.81
(1,37)	1:A:104:ARG:HD3	2:B:79:LYS:HE2	16	1.81
(1,37)	1:A:104:ARG:HD3	2:B:79:LYS:HE3	16	1.81
(1,37)	1:A:104:ARG:HD3	2:B:79:LYS:HG2	16	1.81
(1,37)	1:A:104:ARG:HD3	2:B:79:LYS:HG3	16	1.81
(1,37)	1:A:104:ARG:HD3	2:B:79:LYS:HZ1	16	1.81
(1,37)	1:A:104:ARG:HD3	2:B:79:LYS:HZ2	16	1.81
(1,37)	1:A:104:ARG:HD3	2:B:79:LYS:HZ3	16	1.81
(1,37)	1:A:104:ARG:HD3	2:B:79:LYS:N	16	1.81
(1,37)	1:A:104:ARG:HD3	2:B:79:LYS:NZ	16	1.81
(1,37)	1:A:104:ARG:HD3	2:B:79:LYS:O	16	1.81
(1,37)	1:A:104:ARG:HD3	2:B:80:ILE:C	16	1.81
(1,37)	1:A:104:ARG:HD3	2:B:80:ILE:CA	16	1.81

*Continued on next page...*

*Continued from previous page...*

Key	Atom-1	Atom-2	Model ID	Violation (Å)
(1,37)	1:A:104:ARG:HD3	2:B:80:ILE:CB	16	1.81
(1,37)	1:A:104:ARG:HD3	2:B:80:ILE:CD1	16	1.81
(1,37)	1:A:104:ARG:HD3	2:B:80:ILE:CG1	16	1.81
(1,37)	1:A:104:ARG:HD3	2:B:80:ILE:CG2	16	1.81
(1,37)	1:A:104:ARG:HD3	2:B:80:ILE:H	16	1.81
(1,37)	1:A:104:ARG:HD3	2:B:80:ILE:HA	16	1.81
(1,37)	1:A:104:ARG:HD3	2:B:80:ILE:HB	16	1.81
(1,37)	1:A:104:ARG:HD3	2:B:80:ILE:HD11	16	1.81
(1,37)	1:A:104:ARG:HD3	2:B:80:ILE:HD12	16	1.81
(1,37)	1:A:104:ARG:HD3	2:B:80:ILE:HD13	16	1.81
(1,37)	1:A:104:ARG:HD3	2:B:80:ILE:HG12	16	1.81
(1,37)	1:A:104:ARG:HD3	2:B:80:ILE:HG13	16	1.81
(1,37)	1:A:104:ARG:HD3	2:B:80:ILE:HG21	16	1.81
(1,37)	1:A:104:ARG:HD3	2:B:80:ILE:HG22	16	1.81
(1,37)	1:A:104:ARG:HD3	2:B:80:ILE:HG23	16	1.81
(1,37)	1:A:104:ARG:HD3	2:B:80:ILE:N	16	1.81
(1,37)	1:A:104:ARG:HD3	2:B:80:ILE:O	16	1.81
(1,37)	1:A:104:ARG:HD3	2:B:84:GLN:C	16	1.81
(1,37)	1:A:104:ARG:HD3	2:B:84:GLN:CA	16	1.81
(1,37)	1:A:104:ARG:HD3	2:B:84:GLN:CB	16	1.81
(1,37)	1:A:104:ARG:HD3	2:B:84:GLN:CD	16	1.81
(1,37)	1:A:104:ARG:HD3	2:B:84:GLN:CG	16	1.81
(1,37)	1:A:104:ARG:HD3	2:B:84:GLN:H	16	1.81
(1,37)	1:A:104:ARG:HD3	2:B:84:GLN:HA	16	1.81
(1,37)	1:A:104:ARG:HD3	2:B:84:GLN:HB2	16	1.81
(1,37)	1:A:104:ARG:HD3	2:B:84:GLN:HB3	16	1.81
(1,37)	1:A:104:ARG:HD3	2:B:84:GLN:HE21	16	1.81
(1,37)	1:A:104:ARG:HD3	2:B:84:GLN:HE22	16	1.81
(1,37)	1:A:104:ARG:HD3	2:B:84:GLN:HG2	16	1.81
(1,37)	1:A:104:ARG:HD3	2:B:84:GLN:HG3	16	1.81
(1,37)	1:A:104:ARG:HD3	2:B:84:GLN:N	16	1.81
(1,37)	1:A:104:ARG:HD3	2:B:84:GLN:NE2	16	1.81
(1,37)	1:A:104:ARG:HD3	2:B:84:GLN:O	16	1.81
(1,37)	1:A:104:ARG:HD3	2:B:84:GLN:OE1	16	1.81
(1,37)	1:A:104:ARG:HD3	2:B:97:THR:C	16	1.81
(1,37)	1:A:104:ARG:HD3	2:B:97:THR:CA	16	1.81
(1,37)	1:A:104:ARG:HD3	2:B:97:THR:CB	16	1.81
(1,37)	1:A:104:ARG:HD3	2:B:97:THR:CG2	16	1.81
(1,37)	1:A:104:ARG:HD3	2:B:97:THR:H	16	1.81
(1,37)	1:A:104:ARG:HD3	2:B:97:THR:HA	16	1.81
(1,37)	1:A:104:ARG:HD3	2:B:97:THR:HB	16	1.81
(1,37)	1:A:104:ARG:HD3	2:B:97:THR:HG1	16	1.81

*Continued on next page...*

*Continued from previous page...*

Key	Atom-1	Atom-2	Model ID	Violation (Å)
(1,37)	1:A:104:ARG:HD3	2:B:97:THR:HG21	16	1.81
(1,37)	1:A:104:ARG:HD3	2:B:97:THR:HG22	16	1.81
(1,37)	1:A:104:ARG:HD3	2:B:97:THR:HG23	16	1.81
(1,37)	1:A:104:ARG:HD3	2:B:97:THR:N	16	1.81
(1,37)	1:A:104:ARG:HD3	2:B:97:THR:O	16	1.81
(1,37)	1:A:104:ARG:HD3	2:B:97:THR:OG1	16	1.81
(1,37)	1:A:104:ARG:HD3	2:B:99:HIS:C	16	1.81
(1,37)	1:A:104:ARG:HD3	2:B:99:HIS:CA	16	1.81
(1,37)	1:A:104:ARG:HD3	2:B:99:HIS:CB	16	1.81
(1,37)	1:A:104:ARG:HD3	2:B:99:HIS:CD2	16	1.81
(1,37)	1:A:104:ARG:HD3	2:B:99:HIS:CE1	16	1.81
(1,37)	1:A:104:ARG:HD3	2:B:99:HIS:CG	16	1.81
(1,37)	1:A:104:ARG:HD3	2:B:99:HIS:H	16	1.81
(1,37)	1:A:104:ARG:HD3	2:B:99:HIS:HA	16	1.81
(1,37)	1:A:104:ARG:HD3	2:B:99:HIS:HB2	16	1.81
(1,37)	1:A:104:ARG:HD3	2:B:99:HIS:HB3	16	1.81
(1,37)	1:A:104:ARG:HD3	2:B:99:HIS:HD1	16	1.81
(1,37)	1:A:104:ARG:HD3	2:B:99:HIS:HD2	16	1.81
(1,37)	1:A:104:ARG:HD3	2:B:99:HIS:HE1	16	1.81
(1,37)	1:A:104:ARG:HD3	2:B:99:HIS:HE2	16	1.81
(1,37)	1:A:104:ARG:HD3	2:B:99:HIS:N	16	1.81
(1,37)	1:A:104:ARG:HD3	2:B:99:HIS:ND1	16	1.81
(1,37)	1:A:104:ARG:HD3	2:B:99:HIS:NE2	16	1.81
(1,37)	1:A:104:ARG:HD3	2:B:99:HIS:O	16	1.81
(1,37)	1:A:104:ARG:HD3	2:B:101:VAL:C	16	1.81
(1,37)	1:A:104:ARG:HD3	2:B:101:VAL:CA	16	1.81
(1,37)	1:A:104:ARG:HD3	2:B:101:VAL:CB	16	1.81
(1,37)	1:A:104:ARG:HD3	2:B:101:VAL:CG1	16	1.81
(1,37)	1:A:104:ARG:HD3	2:B:101:VAL:CG2	16	1.81
(1,37)	1:A:104:ARG:HD3	2:B:101:VAL:H	16	1.81
(1,37)	1:A:104:ARG:HD3	2:B:101:VAL:HA	16	1.81
(1,37)	1:A:104:ARG:HD3	2:B:101:VAL:HB	16	1.81
(1,37)	1:A:104:ARG:HD3	2:B:101:VAL:HG11	16	1.81
(1,37)	1:A:104:ARG:HD3	2:B:101:VAL:HG12	16	1.81
(1,37)	1:A:104:ARG:HD3	2:B:101:VAL:HG13	16	1.81
(1,37)	1:A:104:ARG:HD3	2:B:101:VAL:HG21	16	1.81
(1,37)	1:A:104:ARG:HD3	2:B:101:VAL:HG22	16	1.81
(1,37)	1:A:104:ARG:HD3	2:B:101:VAL:HG23	16	1.81
(1,37)	1:A:104:ARG:HD3	2:B:101:VAL:N	16	1.81
(1,37)	1:A:104:ARG:HD3	2:B:101:VAL:O	16	1.81
(1,37)	1:A:104:ARG:HE	2:B:75:ILE:C	16	1.81
(1,37)	1:A:104:ARG:HE	2:B:75:ILE:CA	16	1.81

*Continued on next page...*



*Continued from previous page...*

Key	Atom-1	Atom-2	Model ID	Violation (Å)
(1,37)	1:A:104:ARG:HE	2:B:75:ILE:CB	16	1.81
(1,37)	1:A:104:ARG:HE	2:B:75:ILE:CD1	16	1.81
(1,37)	1:A:104:ARG:HE	2:B:75:ILE:CG1	16	1.81
(1,37)	1:A:104:ARG:HE	2:B:75:ILE:CG2	16	1.81
(1,37)	1:A:104:ARG:HE	2:B:75:ILE:H	16	1.81
(1,37)	1:A:104:ARG:HE	2:B:75:ILE:HA	16	1.81
(1,37)	1:A:104:ARG:HE	2:B:75:ILE:HB	16	1.81
(1,37)	1:A:104:ARG:HE	2:B:75:ILE:HD11	16	1.81
(1,37)	1:A:104:ARG:HE	2:B:75:ILE:HD12	16	1.81
(1,37)	1:A:104:ARG:HE	2:B:75:ILE:HD13	16	1.81
(1,37)	1:A:104:ARG:HE	2:B:75:ILE:HG12	16	1.81
(1,37)	1:A:104:ARG:HE	2:B:75:ILE:HG13	16	1.81
(1,37)	1:A:104:ARG:HE	2:B:75:ILE:HG21	16	1.81
(1,37)	1:A:104:ARG:HE	2:B:75:ILE:HG22	16	1.81
(1,37)	1:A:104:ARG:HE	2:B:75:ILE:HG23	16	1.81
(1,37)	1:A:104:ARG:HE	2:B:75:ILE:N	16	1.81
(1,37)	1:A:104:ARG:HE	2:B:75:ILE:O	16	1.81
(1,37)	1:A:104:ARG:HE	2:B:77:ALA:C	16	1.81
(1,37)	1:A:104:ARG:HE	2:B:77:ALA:CA	16	1.81
(1,37)	1:A:104:ARG:HE	2:B:77:ALA:CB	16	1.81
(1,37)	1:A:104:ARG:HE	2:B:77:ALA:H	16	1.81
(1,37)	1:A:104:ARG:HE	2:B:77:ALA:HA	16	1.81
(1,37)	1:A:104:ARG:HE	2:B:77:ALA:HB1	16	1.81
(1,37)	1:A:104:ARG:HE	2:B:77:ALA:HB2	16	1.81
(1,37)	1:A:104:ARG:HE	2:B:77:ALA:HB3	16	1.81
(1,37)	1:A:104:ARG:HE	2:B:77:ALA:N	16	1.81
(1,37)	1:A:104:ARG:HE	2:B:77:ALA:O	16	1.81
(1,37)	1:A:104:ARG:HE	2:B:78:GLY:C	16	1.81
(1,37)	1:A:104:ARG:HE	2:B:78:GLY:CA	16	1.81
(1,37)	1:A:104:ARG:HE	2:B:78:GLY:H	16	1.81
(1,37)	1:A:104:ARG:HE	2:B:78:GLY:HA2	16	1.81
(1,37)	1:A:104:ARG:HE	2:B:78:GLY:HA3	16	1.81
(1,37)	1:A:104:ARG:HE	2:B:78:GLY:N	16	1.81
(1,37)	1:A:104:ARG:HE	2:B:78:GLY:O	16	1.81
(1,37)	1:A:104:ARG:HE	2:B:79:LYS:C	16	1.81
(1,37)	1:A:104:ARG:HE	2:B:79:LYS:CA	16	1.81
(1,37)	1:A:104:ARG:HE	2:B:79:LYS:CB	16	1.81
(1,37)	1:A:104:ARG:HE	2:B:79:LYS:CD	16	1.81
(1,37)	1:A:104:ARG:HE	2:B:79:LYS:CE	16	1.81
(1,37)	1:A:104:ARG:HE	2:B:79:LYS:CG	16	1.81
(1,37)	1:A:104:ARG:HE	2:B:79:LYS:H	16	1.81
(1,37)	1:A:104:ARG:HE	2:B:79:LYS:HA	16	1.81

*Continued on next page...*

*Continued from previous page...*

Key	Atom-1	Atom-2	Model ID	Violation (Å)
(1,37)	1:A:104:ARG:HE	2:B:79:LYS:HB2	16	1.81
(1,37)	1:A:104:ARG:HE	2:B:79:LYS:HB3	16	1.81
(1,37)	1:A:104:ARG:HE	2:B:79:LYS:HD2	16	1.81
(1,37)	1:A:104:ARG:HE	2:B:79:LYS:HD3	16	1.81
(1,37)	1:A:104:ARG:HE	2:B:79:LYS:HE2	16	1.81
(1,37)	1:A:104:ARG:HE	2:B:79:LYS:HE3	16	1.81
(1,37)	1:A:104:ARG:HE	2:B:79:LYS:HG2	16	1.81
(1,37)	1:A:104:ARG:HE	2:B:79:LYS:HG3	16	1.81
(1,37)	1:A:104:ARG:HE	2:B:79:LYS:HZ1	16	1.81
(1,37)	1:A:104:ARG:HE	2:B:79:LYS:HZ2	16	1.81
(1,37)	1:A:104:ARG:HE	2:B:79:LYS:HZ3	16	1.81
(1,37)	1:A:104:ARG:HE	2:B:79:LYS:N	16	1.81
(1,37)	1:A:104:ARG:HE	2:B:79:LYS:NZ	16	1.81
(1,37)	1:A:104:ARG:HE	2:B:79:LYS:O	16	1.81
(1,37)	1:A:104:ARG:HE	2:B:80:ILE:C	16	1.81
(1,37)	1:A:104:ARG:HE	2:B:80:ILE:CA	16	1.81
(1,37)	1:A:104:ARG:HE	2:B:80:ILE:CB	16	1.81
(1,37)	1:A:104:ARG:HE	2:B:80:ILE:CD1	16	1.81
(1,37)	1:A:104:ARG:HE	2:B:80:ILE:CG1	16	1.81
(1,37)	1:A:104:ARG:HE	2:B:80:ILE:CG2	16	1.81
(1,37)	1:A:104:ARG:HE	2:B:80:ILE:H	16	1.81
(1,37)	1:A:104:ARG:HE	2:B:80:ILE:HA	16	1.81
(1,37)	1:A:104:ARG:HE	2:B:80:ILE:HB	16	1.81
(1,37)	1:A:104:ARG:HE	2:B:80:ILE:HD11	16	1.81
(1,37)	1:A:104:ARG:HE	2:B:80:ILE:HD12	16	1.81
(1,37)	1:A:104:ARG:HE	2:B:80:ILE:HD13	16	1.81
(1,37)	1:A:104:ARG:HE	2:B:80:ILE:HG12	16	1.81
(1,37)	1:A:104:ARG:HE	2:B:80:ILE:HG13	16	1.81
(1,37)	1:A:104:ARG:HE	2:B:80:ILE:HG21	16	1.81
(1,37)	1:A:104:ARG:HE	2:B:80:ILE:HG22	16	1.81
(1,37)	1:A:104:ARG:HE	2:B:80:ILE:HG23	16	1.81
(1,37)	1:A:104:ARG:HE	2:B:80:ILE:N	16	1.81
(1,37)	1:A:104:ARG:HE	2:B:80:ILE:O	16	1.81
(1,37)	1:A:104:ARG:HE	2:B:84:GLN:C	16	1.81
(1,37)	1:A:104:ARG:HE	2:B:84:GLN:CA	16	1.81
(1,37)	1:A:104:ARG:HE	2:B:84:GLN:CB	16	1.81
(1,37)	1:A:104:ARG:HE	2:B:84:GLN:CD	16	1.81
(1,37)	1:A:104:ARG:HE	2:B:84:GLN:CG	16	1.81
(1,37)	1:A:104:ARG:HE	2:B:84:GLN:H	16	1.81
(1,37)	1:A:104:ARG:HE	2:B:84:GLN:HA	16	1.81
(1,37)	1:A:104:ARG:HE	2:B:84:GLN:HB2	16	1.81
(1,37)	1:A:104:ARG:HE	2:B:84:GLN:HB3	16	1.81

*Continued on next page...*

*Continued from previous page...*

Key	Atom-1	Atom-2	Model ID	Violation (Å)
(1,37)	1:A:104:ARG:HE	2:B:84:GLN:HE21	16	1.81
(1,37)	1:A:104:ARG:HE	2:B:84:GLN:HE22	16	1.81
(1,37)	1:A:104:ARG:HE	2:B:84:GLN:HG2	16	1.81
(1,37)	1:A:104:ARG:HE	2:B:84:GLN:HG3	16	1.81
(1,37)	1:A:104:ARG:HE	2:B:84:GLN:N	16	1.81
(1,37)	1:A:104:ARG:HE	2:B:84:GLN:NE2	16	1.81
(1,37)	1:A:104:ARG:HE	2:B:84:GLN:O	16	1.81
(1,37)	1:A:104:ARG:HE	2:B:84:GLN:OE1	16	1.81
(1,37)	1:A:104:ARG:HE	2:B:97:THR:C	16	1.81
(1,37)	1:A:104:ARG:HE	2:B:97:THR:CA	16	1.81
(1,37)	1:A:104:ARG:HE	2:B:97:THR:CB	16	1.81
(1,37)	1:A:104:ARG:HE	2:B:97:THR:CG2	16	1.81
(1,37)	1:A:104:ARG:HE	2:B:97:THR:H	16	1.81
(1,37)	1:A:104:ARG:HE	2:B:97:THR:HA	16	1.81
(1,37)	1:A:104:ARG:HE	2:B:97:THR:HB	16	1.81
(1,37)	1:A:104:ARG:HE	2:B:97:THR:HG1	16	1.81
(1,37)	1:A:104:ARG:HE	2:B:97:THR:HG21	16	1.81
(1,37)	1:A:104:ARG:HE	2:B:97:THR:HG22	16	1.81
(1,37)	1:A:104:ARG:HE	2:B:97:THR:HG23	16	1.81
(1,37)	1:A:104:ARG:HE	2:B:97:THR:N	16	1.81
(1,37)	1:A:104:ARG:HE	2:B:97:THR:O	16	1.81
(1,37)	1:A:104:ARG:HE	2:B:97:THR:OG1	16	1.81
(1,37)	1:A:104:ARG:HE	2:B:99:HIS:C	16	1.81
(1,37)	1:A:104:ARG:HE	2:B:99:HIS:CA	16	1.81
(1,37)	1:A:104:ARG:HE	2:B:99:HIS:CB	16	1.81
(1,37)	1:A:104:ARG:HE	2:B:99:HIS:CD2	16	1.81
(1,37)	1:A:104:ARG:HE	2:B:99:HIS:CE1	16	1.81
(1,37)	1:A:104:ARG:HE	2:B:99:HIS:CG	16	1.81
(1,37)	1:A:104:ARG:HE	2:B:99:HIS:H	16	1.81
(1,37)	1:A:104:ARG:HE	2:B:99:HIS:HA	16	1.81
(1,37)	1:A:104:ARG:HE	2:B:99:HIS:HB2	16	1.81
(1,37)	1:A:104:ARG:HE	2:B:99:HIS:HB3	16	1.81
(1,37)	1:A:104:ARG:HE	2:B:99:HIS:HD1	16	1.81
(1,37)	1:A:104:ARG:HE	2:B:99:HIS:HD2	16	1.81
(1,37)	1:A:104:ARG:HE	2:B:99:HIS:HE1	16	1.81
(1,37)	1:A:104:ARG:HE	2:B:99:HIS:HE2	16	1.81
(1,37)	1:A:104:ARG:HE	2:B:99:HIS:N	16	1.81
(1,37)	1:A:104:ARG:HE	2:B:99:HIS:ND1	16	1.81
(1,37)	1:A:104:ARG:HE	2:B:99:HIS:NE2	16	1.81
(1,37)	1:A:104:ARG:HE	2:B:99:HIS:O	16	1.81
(1,37)	1:A:104:ARG:HE	2:B:101:VAL:C	16	1.81
(1,37)	1:A:104:ARG:HE	2:B:101:VAL:CA	16	1.81

*Continued on next page...*

*Continued from previous page...*

Key	Atom-1	Atom-2	Model ID	Violation (Å)
(1,37)	1:A:104:ARG:HE	2:B:101:VAL:CB	16	1.81
(1,37)	1:A:104:ARG:HE	2:B:101:VAL:CG1	16	1.81
(1,37)	1:A:104:ARG:HE	2:B:101:VAL:CG2	16	1.81
(1,37)	1:A:104:ARG:HE	2:B:101:VAL:H	16	1.81
(1,37)	1:A:104:ARG:HE	2:B:101:VAL:HA	16	1.81
(1,37)	1:A:104:ARG:HE	2:B:101:VAL:HB	16	1.81
(1,37)	1:A:104:ARG:HE	2:B:101:VAL:HG11	16	1.81
(1,37)	1:A:104:ARG:HE	2:B:101:VAL:HG12	16	1.81
(1,37)	1:A:104:ARG:HE	2:B:101:VAL:HG13	16	1.81
(1,37)	1:A:104:ARG:HE	2:B:101:VAL:HG21	16	1.81
(1,37)	1:A:104:ARG:HE	2:B:101:VAL:HG22	16	1.81
(1,37)	1:A:104:ARG:HE	2:B:101:VAL:HG23	16	1.81
(1,37)	1:A:104:ARG:HE	2:B:101:VAL:N	16	1.81
(1,37)	1:A:104:ARG:HE	2:B:101:VAL:O	16	1.81
(1,37)	1:A:104:ARG:HG2	2:B:75:ILE:C	16	1.81
(1,37)	1:A:104:ARG:HG2	2:B:75:ILE:CA	16	1.81
(1,37)	1:A:104:ARG:HG2	2:B:75:ILE:CB	16	1.81
(1,37)	1:A:104:ARG:HG2	2:B:75:ILE:CD1	16	1.81
(1,37)	1:A:104:ARG:HG2	2:B:75:ILE:CG1	16	1.81
(1,37)	1:A:104:ARG:HG2	2:B:75:ILE:CG2	16	1.81
(1,37)	1:A:104:ARG:HG2	2:B:75:ILE:H	16	1.81
(1,37)	1:A:104:ARG:HG2	2:B:75:ILE:HA	16	1.81
(1,37)	1:A:104:ARG:HG2	2:B:75:ILE:HB	16	1.81
(1,37)	1:A:104:ARG:HG2	2:B:75:ILE:HD11	16	1.81
(1,37)	1:A:104:ARG:HG2	2:B:75:ILE:HD12	16	1.81
(1,37)	1:A:104:ARG:HG2	2:B:75:ILE:HD13	16	1.81
(1,37)	1:A:104:ARG:HG2	2:B:75:ILE:HG12	16	1.81
(1,37)	1:A:104:ARG:HG2	2:B:75:ILE:HG13	16	1.81
(1,37)	1:A:104:ARG:HG2	2:B:75:ILE:HG21	16	1.81
(1,37)	1:A:104:ARG:HG2	2:B:75:ILE:HG22	16	1.81
(1,37)	1:A:104:ARG:HG2	2:B:75:ILE:HG23	16	1.81
(1,37)	1:A:104:ARG:HG2	2:B:75:ILE:N	16	1.81
(1,37)	1:A:104:ARG:HG2	2:B:75:ILE:O	16	1.81
(1,37)	1:A:104:ARG:HG2	2:B:77:ALA:C	16	1.81
(1,37)	1:A:104:ARG:HG2	2:B:77:ALA:CA	16	1.81
(1,37)	1:A:104:ARG:HG2	2:B:77:ALA:CB	16	1.81
(1,37)	1:A:104:ARG:HG2	2:B:77:ALA:H	16	1.81
(1,37)	1:A:104:ARG:HG2	2:B:77:ALA:HA	16	1.81
(1,37)	1:A:104:ARG:HG2	2:B:77:ALA:HB1	16	1.81
(1,37)	1:A:104:ARG:HG2	2:B:77:ALA:HB2	16	1.81
(1,37)	1:A:104:ARG:HG2	2:B:77:ALA:HB3	16	1.81
(1,37)	1:A:104:ARG:HG2	2:B:77:ALA:N	16	1.81

*Continued on next page...*

*Continued from previous page...*

Key	Atom-1	Atom-2	Model ID	Violation (Å)
(1,37)	1:A:104:ARG:HG2	2:B:77:ALA:O	16	1.81
(1,37)	1:A:104:ARG:HG2	2:B:78:GLY:C	16	1.81
(1,37)	1:A:104:ARG:HG2	2:B:78:GLY:CA	16	1.81
(1,37)	1:A:104:ARG:HG2	2:B:78:GLY:H	16	1.81
(1,37)	1:A:104:ARG:HG2	2:B:78:GLY:HA2	16	1.81
(1,37)	1:A:104:ARG:HG2	2:B:78:GLY:HA3	16	1.81
(1,37)	1:A:104:ARG:HG2	2:B:78:GLY:N	16	1.81
(1,37)	1:A:104:ARG:HG2	2:B:78:GLY:O	16	1.81
(1,37)	1:A:104:ARG:HG2	2:B:79:LYS:C	16	1.81
(1,37)	1:A:104:ARG:HG2	2:B:79:LYS:CA	16	1.81
(1,37)	1:A:104:ARG:HG2	2:B:79:LYS:CB	16	1.81
(1,37)	1:A:104:ARG:HG2	2:B:79:LYS:CD	16	1.81
(1,37)	1:A:104:ARG:HG2	2:B:79:LYS:CE	16	1.81
(1,37)	1:A:104:ARG:HG2	2:B:79:LYS:CG	16	1.81
(1,37)	1:A:104:ARG:HG2	2:B:79:LYS:H	16	1.81
(1,37)	1:A:104:ARG:HG2	2:B:79:LYS:HA	16	1.81
(1,37)	1:A:104:ARG:HG2	2:B:79:LYS:HB2	16	1.81
(1,37)	1:A:104:ARG:HG2	2:B:79:LYS:HB3	16	1.81
(1,37)	1:A:104:ARG:HG2	2:B:79:LYS:HD2	16	1.81
(1,37)	1:A:104:ARG:HG2	2:B:79:LYS:HD3	16	1.81
(1,37)	1:A:104:ARG:HG2	2:B:79:LYS:HE2	16	1.81
(1,37)	1:A:104:ARG:HG2	2:B:79:LYS:HE3	16	1.81
(1,37)	1:A:104:ARG:HG2	2:B:79:LYS:HG2	16	1.81
(1,37)	1:A:104:ARG:HG2	2:B:79:LYS:HG3	16	1.81
(1,37)	1:A:104:ARG:HG2	2:B:79:LYS:HZ1	16	1.81
(1,37)	1:A:104:ARG:HG2	2:B:79:LYS:HZ2	16	1.81
(1,37)	1:A:104:ARG:HG2	2:B:79:LYS:HZ3	16	1.81
(1,37)	1:A:104:ARG:HG2	2:B:79:LYS:N	16	1.81
(1,37)	1:A:104:ARG:HG2	2:B:79:LYS:NZ	16	1.81
(1,37)	1:A:104:ARG:HG2	2:B:79:LYS:O	16	1.81
(1,37)	1:A:104:ARG:HG2	2:B:80:ILE:C	16	1.81
(1,37)	1:A:104:ARG:HG2	2:B:80:ILE:CA	16	1.81
(1,37)	1:A:104:ARG:HG2	2:B:80:ILE:CB	16	1.81
(1,37)	1:A:104:ARG:HG2	2:B:80:ILE:CD1	16	1.81
(1,37)	1:A:104:ARG:HG2	2:B:80:ILE:CG1	16	1.81
(1,37)	1:A:104:ARG:HG2	2:B:80:ILE:CG2	16	1.81
(1,37)	1:A:104:ARG:HG2	2:B:80:ILE:H	16	1.81
(1,37)	1:A:104:ARG:HG2	2:B:80:ILE:HA	16	1.81
(1,37)	1:A:104:ARG:HG2	2:B:80:ILE:HB	16	1.81
(1,37)	1:A:104:ARG:HG2	2:B:80:ILE:HD11	16	1.81
(1,37)	1:A:104:ARG:HG2	2:B:80:ILE:HD12	16	1.81
(1,37)	1:A:104:ARG:HG2	2:B:80:ILE:HD13	16	1.81

*Continued on next page...*

*Continued from previous page...*

Key	Atom-1	Atom-2	Model ID	Violation (Å)
(1,37)	1:A:104:ARG:HG2	2:B:80:ILE:HG12	16	1.81
(1,37)	1:A:104:ARG:HG2	2:B:80:ILE:HG13	16	1.81
(1,37)	1:A:104:ARG:HG2	2:B:80:ILE:HG21	16	1.81
(1,37)	1:A:104:ARG:HG2	2:B:80:ILE:HG22	16	1.81
(1,37)	1:A:104:ARG:HG2	2:B:80:ILE:HG23	16	1.81
(1,37)	1:A:104:ARG:HG2	2:B:80:ILE:N	16	1.81
(1,37)	1:A:104:ARG:HG2	2:B:80:ILE:O	16	1.81
(1,37)	1:A:104:ARG:HG2	2:B:84:GLN:C	16	1.81
(1,37)	1:A:104:ARG:HG2	2:B:84:GLN:CA	16	1.81
(1,37)	1:A:104:ARG:HG2	2:B:84:GLN:CB	16	1.81
(1,37)	1:A:104:ARG:HG2	2:B:84:GLN:CD	16	1.81
(1,37)	1:A:104:ARG:HG2	2:B:84:GLN:CG	16	1.81
(1,37)	1:A:104:ARG:HG2	2:B:84:GLN:H	16	1.81
(1,37)	1:A:104:ARG:HG2	2:B:84:GLN:HA	16	1.81
(1,37)	1:A:104:ARG:HG2	2:B:84:GLN:HB2	16	1.81
(1,37)	1:A:104:ARG:HG2	2:B:84:GLN:HB3	16	1.81
(1,37)	1:A:104:ARG:HG2	2:B:84:GLN:HE21	16	1.81
(1,37)	1:A:104:ARG:HG2	2:B:84:GLN:HE22	16	1.81
(1,37)	1:A:104:ARG:HG2	2:B:84:GLN:HG2	16	1.81
(1,37)	1:A:104:ARG:HG2	2:B:84:GLN:HG3	16	1.81
(1,37)	1:A:104:ARG:HG2	2:B:84:GLN:N	16	1.81
(1,37)	1:A:104:ARG:HG2	2:B:84:GLN:NE2	16	1.81
(1,37)	1:A:104:ARG:HG2	2:B:84:GLN:O	16	1.81
(1,37)	1:A:104:ARG:HG2	2:B:84:GLN:OE1	16	1.81
(1,37)	1:A:104:ARG:HG2	2:B:97:THR:C	16	1.81
(1,37)	1:A:104:ARG:HG2	2:B:97:THR:CA	16	1.81
(1,37)	1:A:104:ARG:HG2	2:B:97:THR:CB	16	1.81
(1,37)	1:A:104:ARG:HG2	2:B:97:THR:CG2	16	1.81
(1,37)	1:A:104:ARG:HG2	2:B:97:THR:H	16	1.81
(1,37)	1:A:104:ARG:HG2	2:B:97:THR:HA	16	1.81
(1,37)	1:A:104:ARG:HG2	2:B:97:THR:HB	16	1.81
(1,37)	1:A:104:ARG:HG2	2:B:97:THR:HG1	16	1.81
(1,37)	1:A:104:ARG:HG2	2:B:97:THR:HG21	16	1.81
(1,37)	1:A:104:ARG:HG2	2:B:97:THR:HG22	16	1.81
(1,37)	1:A:104:ARG:HG2	2:B:97:THR:HG23	16	1.81
(1,37)	1:A:104:ARG:HG2	2:B:97:THR:N	16	1.81
(1,37)	1:A:104:ARG:HG2	2:B:97:THR:O	16	1.81
(1,37)	1:A:104:ARG:HG2	2:B:97:THR:OG1	16	1.81
(1,37)	1:A:104:ARG:HG2	2:B:99:HIS:C	16	1.81
(1,37)	1:A:104:ARG:HG2	2:B:99:HIS:CA	16	1.81
(1,37)	1:A:104:ARG:HG2	2:B:99:HIS:CB	16	1.81
(1,37)	1:A:104:ARG:HG2	2:B:99:HIS:CD2	16	1.81

*Continued on next page...*

*Continued from previous page...*

Key	Atom-1	Atom-2	Model ID	Violation (Å)
(1,37)	1:A:104:ARG:HG2	2:B:99:HIS:CE1	16	1.81
(1,37)	1:A:104:ARG:HG2	2:B:99:HIS:CG	16	1.81
(1,37)	1:A:104:ARG:HG2	2:B:99:HIS:H	16	1.81
(1,37)	1:A:104:ARG:HG2	2:B:99:HIS:HA	16	1.81
(1,37)	1:A:104:ARG:HG2	2:B:99:HIS:HB2	16	1.81
(1,37)	1:A:104:ARG:HG2	2:B:99:HIS:HB3	16	1.81
(1,37)	1:A:104:ARG:HG2	2:B:99:HIS:HD1	16	1.81
(1,37)	1:A:104:ARG:HG2	2:B:99:HIS:HD2	16	1.81
(1,37)	1:A:104:ARG:HG2	2:B:99:HIS:HE1	16	1.81
(1,37)	1:A:104:ARG:HG2	2:B:99:HIS:HE2	16	1.81
(1,37)	1:A:104:ARG:HG2	2:B:99:HIS:N	16	1.81
(1,37)	1:A:104:ARG:HG2	2:B:99:HIS:ND1	16	1.81
(1,37)	1:A:104:ARG:HG2	2:B:99:HIS:NE2	16	1.81
(1,37)	1:A:104:ARG:HG2	2:B:99:HIS:O	16	1.81
(1,37)	1:A:104:ARG:HG2	2:B:101:VAL:C	16	1.81
(1,37)	1:A:104:ARG:HG2	2:B:101:VAL:CA	16	1.81
(1,37)	1:A:104:ARG:HG2	2:B:101:VAL:CB	16	1.81
(1,37)	1:A:104:ARG:HG2	2:B:101:VAL:CG1	16	1.81
(1,37)	1:A:104:ARG:HG2	2:B:101:VAL:CG2	16	1.81
(1,37)	1:A:104:ARG:HG2	2:B:101:VAL:H	16	1.81
(1,37)	1:A:104:ARG:HG2	2:B:101:VAL:HA	16	1.81
(1,37)	1:A:104:ARG:HG2	2:B:101:VAL:HB	16	1.81
(1,37)	1:A:104:ARG:HG2	2:B:101:VAL:HG11	16	1.81
(1,37)	1:A:104:ARG:HG2	2:B:101:VAL:HG12	16	1.81
(1,37)	1:A:104:ARG:HG2	2:B:101:VAL:HG13	16	1.81
(1,37)	1:A:104:ARG:HG2	2:B:101:VAL:HG21	16	1.81
(1,37)	1:A:104:ARG:HG2	2:B:101:VAL:HG22	16	1.81
(1,37)	1:A:104:ARG:HG2	2:B:101:VAL:HG23	16	1.81
(1,37)	1:A:104:ARG:HG2	2:B:101:VAL:N	16	1.81
(1,37)	1:A:104:ARG:HG2	2:B:101:VAL:O	16	1.81
(1,37)	1:A:104:ARG:HG3	2:B:75:ILE:C	16	1.81
(1,37)	1:A:104:ARG:HG3	2:B:75:ILE:CA	16	1.81
(1,37)	1:A:104:ARG:HG3	2:B:75:ILE:CB	16	1.81
(1,37)	1:A:104:ARG:HG3	2:B:75:ILE:CD1	16	1.81
(1,37)	1:A:104:ARG:HG3	2:B:75:ILE:CG1	16	1.81
(1,37)	1:A:104:ARG:HG3	2:B:75:ILE:CG2	16	1.81
(1,37)	1:A:104:ARG:HG3	2:B:75:ILE:H	16	1.81
(1,37)	1:A:104:ARG:HG3	2:B:75:ILE:HA	16	1.81
(1,37)	1:A:104:ARG:HG3	2:B:75:ILE:HB	16	1.81
(1,37)	1:A:104:ARG:HG3	2:B:75:ILE:HD11	16	1.81
(1,37)	1:A:104:ARG:HG3	2:B:75:ILE:HD12	16	1.81
(1,37)	1:A:104:ARG:HG3	2:B:75:ILE:HD13	16	1.81

*Continued on next page...*

*Continued from previous page...*

Key	Atom-1	Atom-2	Model ID	Violation (Å)
(1,37)	1:A:104:ARG:HG3	2:B:75:ILE:HG12	16	1.81
(1,37)	1:A:104:ARG:HG3	2:B:75:ILE:HG13	16	1.81
(1,37)	1:A:104:ARG:HG3	2:B:75:ILE:HG21	16	1.81
(1,37)	1:A:104:ARG:HG3	2:B:75:ILE:HG22	16	1.81
(1,37)	1:A:104:ARG:HG3	2:B:75:ILE:HG23	16	1.81
(1,37)	1:A:104:ARG:HG3	2:B:75:ILE:N	16	1.81
(1,37)	1:A:104:ARG:HG3	2:B:75:ILE:O	16	1.81
(1,37)	1:A:104:ARG:HG3	2:B:77:ALA:C	16	1.81
(1,37)	1:A:104:ARG:HG3	2:B:77:ALA:CA	16	1.81
(1,37)	1:A:104:ARG:HG3	2:B:77:ALA:CB	16	1.81
(1,37)	1:A:104:ARG:HG3	2:B:77:ALA:H	16	1.81
(1,37)	1:A:104:ARG:HG3	2:B:77:ALA:HA	16	1.81
(1,37)	1:A:104:ARG:HG3	2:B:77:ALA:HB1	16	1.81
(1,37)	1:A:104:ARG:HG3	2:B:77:ALA:HB2	16	1.81
(1,37)	1:A:104:ARG:HG3	2:B:77:ALA:HB3	16	1.81
(1,37)	1:A:104:ARG:HG3	2:B:77:ALA:N	16	1.81
(1,37)	1:A:104:ARG:HG3	2:B:77:ALA:O	16	1.81
(1,37)	1:A:104:ARG:HG3	2:B:78:GLY:C	16	1.81
(1,37)	1:A:104:ARG:HG3	2:B:78:GLY:CA	16	1.81
(1,37)	1:A:104:ARG:HG3	2:B:78:GLY:H	16	1.81
(1,37)	1:A:104:ARG:HG3	2:B:78:GLY:HA2	16	1.81
(1,37)	1:A:104:ARG:HG3	2:B:78:GLY:HA3	16	1.81
(1,37)	1:A:104:ARG:HG3	2:B:78:GLY:N	16	1.81
(1,37)	1:A:104:ARG:HG3	2:B:78:GLY:O	16	1.81
(1,37)	1:A:104:ARG:HG3	2:B:79:LYS:C	16	1.81
(1,37)	1:A:104:ARG:HG3	2:B:79:LYS:CA	16	1.81
(1,37)	1:A:104:ARG:HG3	2:B:79:LYS:CB	16	1.81
(1,37)	1:A:104:ARG:HG3	2:B:79:LYS:CD	16	1.81
(1,37)	1:A:104:ARG:HG3	2:B:79:LYS:CE	16	1.81
(1,37)	1:A:104:ARG:HG3	2:B:79:LYS:CG	16	1.81
(1,37)	1:A:104:ARG:HG3	2:B:79:LYS:H	16	1.81
(1,37)	1:A:104:ARG:HG3	2:B:79:LYS:HA	16	1.81
(1,37)	1:A:104:ARG:HG3	2:B:79:LYS:HB2	16	1.81
(1,37)	1:A:104:ARG:HG3	2:B:79:LYS:HB3	16	1.81
(1,37)	1:A:104:ARG:HG3	2:B:79:LYS:HD2	16	1.81
(1,37)	1:A:104:ARG:HG3	2:B:79:LYS:HD3	16	1.81
(1,37)	1:A:104:ARG:HG3	2:B:79:LYS:HE2	16	1.81
(1,37)	1:A:104:ARG:HG3	2:B:79:LYS:HE3	16	1.81
(1,37)	1:A:104:ARG:HG3	2:B:79:LYS:HG2	16	1.81
(1,37)	1:A:104:ARG:HG3	2:B:79:LYS:HG3	16	1.81
(1,37)	1:A:104:ARG:HG3	2:B:79:LYS:HZ1	16	1.81
(1,37)	1:A:104:ARG:HG3	2:B:79:LYS:HZ2	16	1.81

*Continued on next page...*



*Continued from previous page...*

Key	Atom-1	Atom-2	Model ID	Violation (Å)
(1,37)	1:A:104:ARG:HG3	2:B:79:LYS:HZ3	16	1.81
(1,37)	1:A:104:ARG:HG3	2:B:79:LYS:N	16	1.81
(1,37)	1:A:104:ARG:HG3	2:B:79:LYS:NZ	16	1.81
(1,37)	1:A:104:ARG:HG3	2:B:79:LYS:O	16	1.81
(1,37)	1:A:104:ARG:HG3	2:B:80:ILE:C	16	1.81
(1,37)	1:A:104:ARG:HG3	2:B:80:ILE:CA	16	1.81
(1,37)	1:A:104:ARG:HG3	2:B:80:ILE:CB	16	1.81
(1,37)	1:A:104:ARG:HG3	2:B:80:ILE:CD1	16	1.81
(1,37)	1:A:104:ARG:HG3	2:B:80:ILE:CG1	16	1.81
(1,37)	1:A:104:ARG:HG3	2:B:80:ILE:CG2	16	1.81
(1,37)	1:A:104:ARG:HG3	2:B:80:ILE:H	16	1.81
(1,37)	1:A:104:ARG:HG3	2:B:80:ILE:HA	16	1.81
(1,37)	1:A:104:ARG:HG3	2:B:80:ILE:HB	16	1.81
(1,37)	1:A:104:ARG:HG3	2:B:80:ILE:HD11	16	1.81
(1,37)	1:A:104:ARG:HG3	2:B:80:ILE:HD12	16	1.81
(1,37)	1:A:104:ARG:HG3	2:B:80:ILE:HD13	16	1.81
(1,37)	1:A:104:ARG:HG3	2:B:80:ILE:HG12	16	1.81
(1,37)	1:A:104:ARG:HG3	2:B:80:ILE:HG13	16	1.81
(1,37)	1:A:104:ARG:HG3	2:B:80:ILE:HG21	16	1.81
(1,37)	1:A:104:ARG:HG3	2:B:80:ILE:HG22	16	1.81
(1,37)	1:A:104:ARG:HG3	2:B:80:ILE:HG23	16	1.81
(1,37)	1:A:104:ARG:HG3	2:B:80:ILE:N	16	1.81
(1,37)	1:A:104:ARG:HG3	2:B:80:ILE:O	16	1.81
(1,37)	1:A:104:ARG:HG3	2:B:84:GLN:C	16	1.81
(1,37)	1:A:104:ARG:HG3	2:B:84:GLN:CA	16	1.81
(1,37)	1:A:104:ARG:HG3	2:B:84:GLN:CB	16	1.81
(1,37)	1:A:104:ARG:HG3	2:B:84:GLN:CD	16	1.81
(1,37)	1:A:104:ARG:HG3	2:B:84:GLN:CG	16	1.81
(1,37)	1:A:104:ARG:HG3	2:B:84:GLN:H	16	1.81
(1,37)	1:A:104:ARG:HG3	2:B:84:GLN:HA	16	1.81
(1,37)	1:A:104:ARG:HG3	2:B:84:GLN:HB2	16	1.81
(1,37)	1:A:104:ARG:HG3	2:B:84:GLN:HB3	16	1.81
(1,37)	1:A:104:ARG:HG3	2:B:84:GLN:HE21	16	1.81
(1,37)	1:A:104:ARG:HG3	2:B:84:GLN:HE22	16	1.81
(1,37)	1:A:104:ARG:HG3	2:B:84:GLN:HG2	16	1.81
(1,37)	1:A:104:ARG:HG3	2:B:84:GLN:HG3	16	1.81
(1,37)	1:A:104:ARG:HG3	2:B:84:GLN:N	16	1.81
(1,37)	1:A:104:ARG:HG3	2:B:84:GLN:NE2	16	1.81
(1,37)	1:A:104:ARG:HG3	2:B:84:GLN:O	16	1.81
(1,37)	1:A:104:ARG:HG3	2:B:84:GLN:OE1	16	1.81
(1,37)	1:A:104:ARG:HG3	2:B:97:THR:C	16	1.81
(1,37)	1:A:104:ARG:HG3	2:B:97:THR:CA	16	1.81

*Continued on next page...*

*Continued from previous page...*

Key	Atom-1	Atom-2	Model ID	Violation (Å)
(1,37)	1:A:104:ARG:HG3	2:B:97:THR:CB	16	1.81
(1,37)	1:A:104:ARG:HG3	2:B:97:THR:CG2	16	1.81
(1,37)	1:A:104:ARG:HG3	2:B:97:THR:H	16	1.81
(1,37)	1:A:104:ARG:HG3	2:B:97:THR:HA	16	1.81
(1,37)	1:A:104:ARG:HG3	2:B:97:THR:HB	16	1.81
(1,37)	1:A:104:ARG:HG3	2:B:97:THR:HG1	16	1.81
(1,37)	1:A:104:ARG:HG3	2:B:97:THR:HG21	16	1.81
(1,37)	1:A:104:ARG:HG3	2:B:97:THR:HG22	16	1.81
(1,37)	1:A:104:ARG:HG3	2:B:97:THR:HG23	16	1.81
(1,37)	1:A:104:ARG:HG3	2:B:97:THR:N	16	1.81
(1,37)	1:A:104:ARG:HG3	2:B:97:THR:O	16	1.81
(1,37)	1:A:104:ARG:HG3	2:B:97:THR:OG1	16	1.81
(1,37)	1:A:104:ARG:HG3	2:B:99:HIS:C	16	1.81
(1,37)	1:A:104:ARG:HG3	2:B:99:HIS:CA	16	1.81
(1,37)	1:A:104:ARG:HG3	2:B:99:HIS:CB	16	1.81
(1,37)	1:A:104:ARG:HG3	2:B:99:HIS:CD2	16	1.81
(1,37)	1:A:104:ARG:HG3	2:B:99:HIS:CE1	16	1.81
(1,37)	1:A:104:ARG:HG3	2:B:99:HIS:CG	16	1.81
(1,37)	1:A:104:ARG:HG3	2:B:99:HIS:H	16	1.81
(1,37)	1:A:104:ARG:HG3	2:B:99:HIS:HA	16	1.81
(1,37)	1:A:104:ARG:HG3	2:B:99:HIS:HB2	16	1.81
(1,37)	1:A:104:ARG:HG3	2:B:99:HIS:HB3	16	1.81
(1,37)	1:A:104:ARG:HG3	2:B:99:HIS:HD1	16	1.81
(1,37)	1:A:104:ARG:HG3	2:B:99:HIS:HD2	16	1.81
(1,37)	1:A:104:ARG:HG3	2:B:99:HIS:HE1	16	1.81
(1,37)	1:A:104:ARG:HG3	2:B:99:HIS:HE2	16	1.81
(1,37)	1:A:104:ARG:HG3	2:B:99:HIS:N	16	1.81
(1,37)	1:A:104:ARG:HG3	2:B:99:HIS:ND1	16	1.81
(1,37)	1:A:104:ARG:HG3	2:B:99:HIS:NE2	16	1.81
(1,37)	1:A:104:ARG:HG3	2:B:99:HIS:O	16	1.81
(1,37)	1:A:104:ARG:HG3	2:B:101:VAL:C	16	1.81
(1,37)	1:A:104:ARG:HG3	2:B:101:VAL:CA	16	1.81
(1,37)	1:A:104:ARG:HG3	2:B:101:VAL:CB	16	1.81
(1,37)	1:A:104:ARG:HG3	2:B:101:VAL:CG1	16	1.81
(1,37)	1:A:104:ARG:HG3	2:B:101:VAL:CG2	16	1.81
(1,37)	1:A:104:ARG:HG3	2:B:101:VAL:H	16	1.81
(1,37)	1:A:104:ARG:HG3	2:B:101:VAL:HA	16	1.81
(1,37)	1:A:104:ARG:HG3	2:B:101:VAL:HB	16	1.81
(1,37)	1:A:104:ARG:HG3	2:B:101:VAL:HG11	16	1.81
(1,37)	1:A:104:ARG:HG3	2:B:101:VAL:HG12	16	1.81
(1,37)	1:A:104:ARG:HG3	2:B:101:VAL:HG13	16	1.81
(1,37)	1:A:104:ARG:HG3	2:B:101:VAL:HG21	16	1.81

*Continued on next page...*

*Continued from previous page...*

Key	Atom-1	Atom-2	Model ID	Violation (Å)
(1,37)	1:A:104:ARG:HG3	2:B:101:VAL:HG22	16	1.81
(1,37)	1:A:104:ARG:HG3	2:B:101:VAL:HG23	16	1.81
(1,37)	1:A:104:ARG:HG3	2:B:101:VAL:N	16	1.81
(1,37)	1:A:104:ARG:HG3	2:B:101:VAL:O	16	1.81
(1,37)	1:A:104:ARG:HH11	2:B:75:ILE:C	16	1.81
(1,37)	1:A:104:ARG:HH11	2:B:75:ILE:CA	16	1.81
(1,37)	1:A:104:ARG:HH11	2:B:75:ILE:CB	16	1.81
(1,37)	1:A:104:ARG:HH11	2:B:75:ILE:CD1	16	1.81
(1,37)	1:A:104:ARG:HH11	2:B:75:ILE:CG1	16	1.81
(1,37)	1:A:104:ARG:HH11	2:B:75:ILE:CG2	16	1.81
(1,37)	1:A:104:ARG:HH11	2:B:75:ILE:H	16	1.81
(1,37)	1:A:104:ARG:HH11	2:B:75:ILE:HA	16	1.81
(1,37)	1:A:104:ARG:HH11	2:B:75:ILE:HB	16	1.81
(1,37)	1:A:104:ARG:HH11	2:B:75:ILE:HD11	16	1.81
(1,37)	1:A:104:ARG:HH11	2:B:75:ILE:HD12	16	1.81
(1,37)	1:A:104:ARG:HH11	2:B:75:ILE:HD13	16	1.81
(1,37)	1:A:104:ARG:HH11	2:B:75:ILE:HG12	16	1.81
(1,37)	1:A:104:ARG:HH11	2:B:75:ILE:HG13	16	1.81
(1,37)	1:A:104:ARG:HH11	2:B:75:ILE:HG21	16	1.81
(1,37)	1:A:104:ARG:HH11	2:B:75:ILE:HG22	16	1.81
(1,37)	1:A:104:ARG:HH11	2:B:75:ILE:HG23	16	1.81
(1,37)	1:A:104:ARG:HH11	2:B:75:ILE:N	16	1.81
(1,37)	1:A:104:ARG:HH11	2:B:75:ILE:O	16	1.81
(1,37)	1:A:104:ARG:HH11	2:B:77:ALA:C	16	1.81
(1,37)	1:A:104:ARG:HH11	2:B:77:ALA:CA	16	1.81
(1,37)	1:A:104:ARG:HH11	2:B:77:ALA:CB	16	1.81
(1,37)	1:A:104:ARG:HH11	2:B:77:ALA:H	16	1.81
(1,37)	1:A:104:ARG:HH11	2:B:77:ALA:HA	16	1.81
(1,37)	1:A:104:ARG:HH11	2:B:77:ALA:HB1	16	1.81
(1,37)	1:A:104:ARG:HH11	2:B:77:ALA:HB2	16	1.81
(1,37)	1:A:104:ARG:HH11	2:B:77:ALA:HB3	16	1.81
(1,37)	1:A:104:ARG:HH11	2:B:77:ALA:N	16	1.81
(1,37)	1:A:104:ARG:HH11	2:B:77:ALA:O	16	1.81
(1,37)	1:A:104:ARG:HH11	2:B:78:GLY:C	16	1.81
(1,37)	1:A:104:ARG:HH11	2:B:78:GLY:CA	16	1.81
(1,37)	1:A:104:ARG:HH11	2:B:78:GLY:H	16	1.81
(1,37)	1:A:104:ARG:HH11	2:B:78:GLY:HA2	16	1.81
(1,37)	1:A:104:ARG:HH11	2:B:78:GLY:HA3	16	1.81
(1,37)	1:A:104:ARG:HH11	2:B:78:GLY:N	16	1.81
(1,37)	1:A:104:ARG:HH11	2:B:78:GLY:O	16	1.81
(1,37)	1:A:104:ARG:HH11	2:B:79:LYS:C	16	1.81
(1,37)	1:A:104:ARG:HH11	2:B:79:LYS:CA	16	1.81

*Continued on next page...*

*Continued from previous page...*

Key	Atom-1	Atom-2	Model ID	Violation (Å)
(1,37)	1:A:104:ARG:HH11	2:B:79:LYS:CB	16	1.81
(1,37)	1:A:104:ARG:HH11	2:B:79:LYS:CD	16	1.81
(1,37)	1:A:104:ARG:HH11	2:B:79:LYS:CE	16	1.81
(1,37)	1:A:104:ARG:HH11	2:B:79:LYS:CG	16	1.81
(1,37)	1:A:104:ARG:HH11	2:B:79:LYS:H	16	1.81
(1,37)	1:A:104:ARG:HH11	2:B:79:LYS:HA	16	1.81
(1,37)	1:A:104:ARG:HH11	2:B:79:LYS:HB2	16	1.81
(1,37)	1:A:104:ARG:HH11	2:B:79:LYS:HB3	16	1.81
(1,37)	1:A:104:ARG:HH11	2:B:79:LYS:HD2	16	1.81
(1,37)	1:A:104:ARG:HH11	2:B:79:LYS:HD3	16	1.81
(1,37)	1:A:104:ARG:HH11	2:B:79:LYS:HE2	16	1.81
(1,37)	1:A:104:ARG:HH11	2:B:79:LYS:HE3	16	1.81
(1,37)	1:A:104:ARG:HH11	2:B:79:LYS:HG2	16	1.81
(1,37)	1:A:104:ARG:HH11	2:B:79:LYS:HG3	16	1.81
(1,37)	1:A:104:ARG:HH11	2:B:79:LYS:HZ1	16	1.81
(1,37)	1:A:104:ARG:HH11	2:B:79:LYS:HZ2	16	1.81
(1,37)	1:A:104:ARG:HH11	2:B:79:LYS:HZ3	16	1.81
(1,37)	1:A:104:ARG:HH11	2:B:79:LYS:N	16	1.81
(1,37)	1:A:104:ARG:HH11	2:B:79:LYS:NZ	16	1.81
(1,37)	1:A:104:ARG:HH11	2:B:79:LYS:O	16	1.81
(1,37)	1:A:104:ARG:HH11	2:B:80:ILE:C	16	1.81
(1,37)	1:A:104:ARG:HH11	2:B:80:ILE:CA	16	1.81
(1,37)	1:A:104:ARG:HH11	2:B:80:ILE:CB	16	1.81
(1,37)	1:A:104:ARG:HH11	2:B:80:ILE:CD1	16	1.81
(1,37)	1:A:104:ARG:HH11	2:B:80:ILE:CG1	16	1.81
(1,37)	1:A:104:ARG:HH11	2:B:80:ILE:CG2	16	1.81
(1,37)	1:A:104:ARG:HH11	2:B:80:ILE:H	16	1.81
(1,37)	1:A:104:ARG:HH11	2:B:80:ILE:HA	16	1.81
(1,37)	1:A:104:ARG:HH11	2:B:80:ILE:HB	16	1.81
(1,37)	1:A:104:ARG:HH11	2:B:80:ILE:HD11	16	1.81
(1,37)	1:A:104:ARG:HH11	2:B:80:ILE:HD12	16	1.81
(1,37)	1:A:104:ARG:HH11	2:B:80:ILE:HD13	16	1.81
(1,37)	1:A:104:ARG:HH11	2:B:80:ILE:HG12	16	1.81
(1,37)	1:A:104:ARG:HH11	2:B:80:ILE:HG13	16	1.81
(1,37)	1:A:104:ARG:HH11	2:B:80:ILE:HG21	16	1.81
(1,37)	1:A:104:ARG:HH11	2:B:80:ILE:HG22	16	1.81
(1,37)	1:A:104:ARG:HH11	2:B:80:ILE:HG23	16	1.81
(1,37)	1:A:104:ARG:HH11	2:B:80:ILE:N	16	1.81
(1,37)	1:A:104:ARG:HH11	2:B:80:ILE:O	16	1.81
(1,37)	1:A:104:ARG:HH11	2:B:84:GLN:C	16	1.81
(1,37)	1:A:104:ARG:HH11	2:B:84:GLN:CA	16	1.81
(1,37)	1:A:104:ARG:HH11	2:B:84:GLN:CB	16	1.81

*Continued on next page...*

*Continued from previous page...*

Key	Atom-1	Atom-2	Model ID	Violation (Å)
(1,37)	1:A:104:ARG:HH11	2:B:84:GLN:CD	16	1.81
(1,37)	1:A:104:ARG:HH11	2:B:84:GLN:CG	16	1.81
(1,37)	1:A:104:ARG:HH11	2:B:84:GLN:H	16	1.81
(1,37)	1:A:104:ARG:HH11	2:B:84:GLN:HA	16	1.81
(1,37)	1:A:104:ARG:HH11	2:B:84:GLN:HB2	16	1.81
(1,37)	1:A:104:ARG:HH11	2:B:84:GLN:HB3	16	1.81
(1,37)	1:A:104:ARG:HH11	2:B:84:GLN:HE21	16	1.81
(1,37)	1:A:104:ARG:HH11	2:B:84:GLN:HE22	16	1.81
(1,37)	1:A:104:ARG:HH11	2:B:84:GLN:HG2	16	1.81
(1,37)	1:A:104:ARG:HH11	2:B:84:GLN:HG3	16	1.81
(1,37)	1:A:104:ARG:HH11	2:B:84:GLN:N	16	1.81
(1,37)	1:A:104:ARG:HH11	2:B:84:GLN:NE2	16	1.81
(1,37)	1:A:104:ARG:HH11	2:B:84:GLN:O	16	1.81
(1,37)	1:A:104:ARG:HH11	2:B:84:GLN:OE1	16	1.81
(1,37)	1:A:104:ARG:HH11	2:B:97:THR:C	16	1.81
(1,37)	1:A:104:ARG:HH11	2:B:97:THR:CA	16	1.81
(1,37)	1:A:104:ARG:HH11	2:B:97:THR:CB	16	1.81
(1,37)	1:A:104:ARG:HH11	2:B:97:THR:CG2	16	1.81
(1,37)	1:A:104:ARG:HH11	2:B:97:THR:H	16	1.81
(1,37)	1:A:104:ARG:HH11	2:B:97:THR:HA	16	1.81
(1,37)	1:A:104:ARG:HH11	2:B:97:THR:HB	16	1.81
(1,37)	1:A:104:ARG:HH11	2:B:97:THR:HG1	16	1.81
(1,37)	1:A:104:ARG:HH11	2:B:97:THR:HG21	16	1.81
(1,37)	1:A:104:ARG:HH11	2:B:97:THR:HG22	16	1.81
(1,37)	1:A:104:ARG:HH11	2:B:97:THR:HG23	16	1.81
(1,37)	1:A:104:ARG:HH11	2:B:97:THR:N	16	1.81
(1,37)	1:A:104:ARG:HH11	2:B:97:THR:O	16	1.81
(1,37)	1:A:104:ARG:HH11	2:B:97:THR:OG1	16	1.81
(1,37)	1:A:104:ARG:HH11	2:B:99:HIS:C	16	1.81
(1,37)	1:A:104:ARG:HH11	2:B:99:HIS:CA	16	1.81
(1,37)	1:A:104:ARG:HH11	2:B:99:HIS:CB	16	1.81
(1,37)	1:A:104:ARG:HH11	2:B:99:HIS:CD2	16	1.81
(1,37)	1:A:104:ARG:HH11	2:B:99:HIS:CE1	16	1.81
(1,37)	1:A:104:ARG:HH11	2:B:99:HIS:CG	16	1.81
(1,37)	1:A:104:ARG:HH11	2:B:99:HIS:H	16	1.81
(1,37)	1:A:104:ARG:HH11	2:B:99:HIS:HA	16	1.81
(1,37)	1:A:104:ARG:HH11	2:B:99:HIS:HB2	16	1.81
(1,37)	1:A:104:ARG:HH11	2:B:99:HIS:HB3	16	1.81
(1,37)	1:A:104:ARG:HH11	2:B:99:HIS:HD1	16	1.81
(1,37)	1:A:104:ARG:HH11	2:B:99:HIS:HD2	16	1.81
(1,37)	1:A:104:ARG:HH11	2:B:99:HIS:HE1	16	1.81
(1,37)	1:A:104:ARG:HH11	2:B:99:HIS:HE2	16	1.81

*Continued on next page...*

*Continued from previous page...*

Key	Atom-1	Atom-2	Model ID	Violation (Å)
(1,37)	1:A:104:ARG:HH11	2:B:99:HIS:N	16	1.81
(1,37)	1:A:104:ARG:HH11	2:B:99:HIS:ND1	16	1.81
(1,37)	1:A:104:ARG:HH11	2:B:99:HIS:NE2	16	1.81
(1,37)	1:A:104:ARG:HH11	2:B:99:HIS:O	16	1.81
(1,37)	1:A:104:ARG:HH11	2:B:101:VAL:C	16	1.81
(1,37)	1:A:104:ARG:HH11	2:B:101:VAL:CA	16	1.81
(1,37)	1:A:104:ARG:HH11	2:B:101:VAL:CB	16	1.81
(1,37)	1:A:104:ARG:HH11	2:B:101:VAL:CG1	16	1.81
(1,37)	1:A:104:ARG:HH11	2:B:101:VAL:CG2	16	1.81
(1,37)	1:A:104:ARG:HH11	2:B:101:VAL:H	16	1.81
(1,37)	1:A:104:ARG:HH11	2:B:101:VAL:HA	16	1.81
(1,37)	1:A:104:ARG:HH11	2:B:101:VAL:HB	16	1.81
(1,37)	1:A:104:ARG:HH11	2:B:101:VAL:HG11	16	1.81
(1,37)	1:A:104:ARG:HH11	2:B:101:VAL:HG12	16	1.81
(1,37)	1:A:104:ARG:HH11	2:B:101:VAL:HG13	16	1.81
(1,37)	1:A:104:ARG:HH11	2:B:101:VAL:HG21	16	1.81
(1,37)	1:A:104:ARG:HH11	2:B:101:VAL:HG22	16	1.81
(1,37)	1:A:104:ARG:HH11	2:B:101:VAL:HG23	16	1.81
(1,37)	1:A:104:ARG:HH11	2:B:101:VAL:N	16	1.81
(1,37)	1:A:104:ARG:HH11	2:B:101:VAL:O	16	1.81
(1,37)	1:A:104:ARG:HH12	2:B:75:ILE:C	16	1.81
(1,37)	1:A:104:ARG:HH12	2:B:75:ILE:CA	16	1.81
(1,37)	1:A:104:ARG:HH12	2:B:75:ILE:CB	16	1.81
(1,37)	1:A:104:ARG:HH12	2:B:75:ILE:CD1	16	1.81
(1,37)	1:A:104:ARG:HH12	2:B:75:ILE:CG1	16	1.81
(1,37)	1:A:104:ARG:HH12	2:B:75:ILE:CG2	16	1.81
(1,37)	1:A:104:ARG:HH12	2:B:75:ILE:H	16	1.81
(1,37)	1:A:104:ARG:HH12	2:B:75:ILE:HA	16	1.81
(1,37)	1:A:104:ARG:HH12	2:B:75:ILE:HB	16	1.81
(1,37)	1:A:104:ARG:HH12	2:B:75:ILE:HD11	16	1.81
(1,37)	1:A:104:ARG:HH12	2:B:75:ILE:HD12	16	1.81
(1,37)	1:A:104:ARG:HH12	2:B:75:ILE:HD13	16	1.81
(1,37)	1:A:104:ARG:HH12	2:B:75:ILE:HG12	16	1.81
(1,37)	1:A:104:ARG:HH12	2:B:75:ILE:HG13	16	1.81
(1,37)	1:A:104:ARG:HH12	2:B:75:ILE:HG21	16	1.81
(1,37)	1:A:104:ARG:HH12	2:B:75:ILE:HG22	16	1.81
(1,37)	1:A:104:ARG:HH12	2:B:75:ILE:HG23	16	1.81
(1,37)	1:A:104:ARG:HH12	2:B:75:ILE:N	16	1.81
(1,37)	1:A:104:ARG:HH12	2:B:75:ILE:O	16	1.81
(1,37)	1:A:104:ARG:HH12	2:B:77:ALA:C	16	1.81
(1,37)	1:A:104:ARG:HH12	2:B:77:ALA:CA	16	1.81
(1,37)	1:A:104:ARG:HH12	2:B:77:ALA:CB	16	1.81

*Continued on next page...*

*Continued from previous page...*

Key	Atom-1	Atom-2	Model ID	Violation (Å)
(1,37)	1:A:104:ARG:HH12	2:B:77:ALA:H	16	1.81
(1,37)	1:A:104:ARG:HH12	2:B:77:ALA:HA	16	1.81
(1,37)	1:A:104:ARG:HH12	2:B:77:ALA:HB1	16	1.81
(1,37)	1:A:104:ARG:HH12	2:B:77:ALA:HB2	16	1.81
(1,37)	1:A:104:ARG:HH12	2:B:77:ALA:HB3	16	1.81
(1,37)	1:A:104:ARG:HH12	2:B:77:ALA:N	16	1.81
(1,37)	1:A:104:ARG:HH12	2:B:77:ALA:O	16	1.81
(1,37)	1:A:104:ARG:HH12	2:B:78:GLY:C	16	1.81
(1,37)	1:A:104:ARG:HH12	2:B:78:GLY:CA	16	1.81
(1,37)	1:A:104:ARG:HH12	2:B:78:GLY:H	16	1.81
(1,37)	1:A:104:ARG:HH12	2:B:78:GLY:HA2	16	1.81
(1,37)	1:A:104:ARG:HH12	2:B:78:GLY:HA3	16	1.81
(1,37)	1:A:104:ARG:HH12	2:B:78:GLY:N	16	1.81
(1,37)	1:A:104:ARG:HH12	2:B:78:GLY:O	16	1.81
(1,37)	1:A:104:ARG:HH12	2:B:79:LYS:C	16	1.81
(1,37)	1:A:104:ARG:HH12	2:B:79:LYS:CA	16	1.81
(1,37)	1:A:104:ARG:HH12	2:B:79:LYS:CB	16	1.81
(1,37)	1:A:104:ARG:HH12	2:B:79:LYS:CD	16	1.81
(1,37)	1:A:104:ARG:HH12	2:B:79:LYS:CE	16	1.81
(1,37)	1:A:104:ARG:HH12	2:B:79:LYS:CG	16	1.81
(1,37)	1:A:104:ARG:HH12	2:B:79:LYS:H	16	1.81
(1,37)	1:A:104:ARG:HH12	2:B:79:LYS:HA	16	1.81
(1,37)	1:A:104:ARG:HH12	2:B:79:LYS:HB2	16	1.81
(1,37)	1:A:104:ARG:HH12	2:B:79:LYS:HB3	16	1.81
(1,37)	1:A:104:ARG:HH12	2:B:79:LYS:HD2	16	1.81
(1,37)	1:A:104:ARG:HH12	2:B:79:LYS:HD3	16	1.81
(1,37)	1:A:104:ARG:HH12	2:B:79:LYS:HE2	16	1.81
(1,37)	1:A:104:ARG:HH12	2:B:79:LYS:HE3	16	1.81
(1,37)	1:A:104:ARG:HH12	2:B:79:LYS:HG2	16	1.81
(1,37)	1:A:104:ARG:HH12	2:B:79:LYS:HG3	16	1.81
(1,37)	1:A:104:ARG:HH12	2:B:79:LYS:HZ1	16	1.81
(1,37)	1:A:104:ARG:HH12	2:B:79:LYS:HZ2	16	1.81
(1,37)	1:A:104:ARG:HH12	2:B:79:LYS:HZ3	16	1.81
(1,37)	1:A:104:ARG:HH12	2:B:79:LYS:N	16	1.81
(1,37)	1:A:104:ARG:HH12	2:B:79:LYS:NZ	16	1.81
(1,37)	1:A:104:ARG:HH12	2:B:79:LYS:O	16	1.81
(1,37)	1:A:104:ARG:HH12	2:B:80:ILE:C	16	1.81
(1,37)	1:A:104:ARG:HH12	2:B:80:ILE:CA	16	1.81
(1,37)	1:A:104:ARG:HH12	2:B:80:ILE:CB	16	1.81
(1,37)	1:A:104:ARG:HH12	2:B:80:ILE:CD1	16	1.81
(1,37)	1:A:104:ARG:HH12	2:B:80:ILE:CG1	16	1.81
(1,37)	1:A:104:ARG:HH12	2:B:80:ILE:CG2	16	1.81

*Continued on next page...*

*Continued from previous page...*

Key	Atom-1	Atom-2	Model ID	Violation (Å)
(1,37)	1:A:104:ARG:HH12	2:B:80:ILE:H	16	1.81
(1,37)	1:A:104:ARG:HH12	2:B:80:ILE:HA	16	1.81
(1,37)	1:A:104:ARG:HH12	2:B:80:ILE:HB	16	1.81
(1,37)	1:A:104:ARG:HH12	2:B:80:ILE:HD11	16	1.81
(1,37)	1:A:104:ARG:HH12	2:B:80:ILE:HD12	16	1.81
(1,37)	1:A:104:ARG:HH12	2:B:80:ILE:HD13	16	1.81
(1,37)	1:A:104:ARG:HH12	2:B:80:ILE:HG12	16	1.81
(1,37)	1:A:104:ARG:HH12	2:B:80:ILE:HG13	16	1.81
(1,37)	1:A:104:ARG:HH12	2:B:80:ILE:HG21	16	1.81
(1,37)	1:A:104:ARG:HH12	2:B:80:ILE:HG22	16	1.81
(1,37)	1:A:104:ARG:HH12	2:B:80:ILE:HG23	16	1.81
(1,37)	1:A:104:ARG:HH12	2:B:80:ILE:N	16	1.81
(1,37)	1:A:104:ARG:HH12	2:B:80:ILE:O	16	1.81
(1,37)	1:A:104:ARG:HH12	2:B:84:GLN:C	16	1.81
(1,37)	1:A:104:ARG:HH12	2:B:84:GLN:CA	16	1.81
(1,37)	1:A:104:ARG:HH12	2:B:84:GLN:CB	16	1.81
(1,37)	1:A:104:ARG:HH12	2:B:84:GLN:CD	16	1.81
(1,37)	1:A:104:ARG:HH12	2:B:84:GLN:CG	16	1.81
(1,37)	1:A:104:ARG:HH12	2:B:84:GLN:H	16	1.81
(1,37)	1:A:104:ARG:HH12	2:B:84:GLN:HA	16	1.81
(1,37)	1:A:104:ARG:HH12	2:B:84:GLN:HB2	16	1.81
(1,37)	1:A:104:ARG:HH12	2:B:84:GLN:HB3	16	1.81
(1,37)	1:A:104:ARG:HH12	2:B:84:GLN:HE21	16	1.81
(1,37)	1:A:104:ARG:HH12	2:B:84:GLN:HE22	16	1.81
(1,37)	1:A:104:ARG:HH12	2:B:84:GLN:HG2	16	1.81
(1,37)	1:A:104:ARG:HH12	2:B:84:GLN:HG3	16	1.81
(1,37)	1:A:104:ARG:HH12	2:B:84:GLN:N	16	1.81
(1,37)	1:A:104:ARG:HH12	2:B:84:GLN:NE2	16	1.81
(1,37)	1:A:104:ARG:HH12	2:B:84:GLN:O	16	1.81
(1,37)	1:A:104:ARG:HH12	2:B:84:GLN:OE1	16	1.81
(1,37)	1:A:104:ARG:HH12	2:B:97:THR:C	16	1.81
(1,37)	1:A:104:ARG:HH12	2:B:97:THR:CA	16	1.81
(1,37)	1:A:104:ARG:HH12	2:B:97:THR:CB	16	1.81
(1,37)	1:A:104:ARG:HH12	2:B:97:THR:CG2	16	1.81
(1,37)	1:A:104:ARG:HH12	2:B:97:THR:H	16	1.81
(1,37)	1:A:104:ARG:HH12	2:B:97:THR:HA	16	1.81
(1,37)	1:A:104:ARG:HH12	2:B:97:THR:HB	16	1.81
(1,37)	1:A:104:ARG:HH12	2:B:97:THR:HG1	16	1.81
(1,37)	1:A:104:ARG:HH12	2:B:97:THR:HG21	16	1.81
(1,37)	1:A:104:ARG:HH12	2:B:97:THR:HG22	16	1.81
(1,37)	1:A:104:ARG:HH12	2:B:97:THR:HG23	16	1.81
(1,37)	1:A:104:ARG:HH12	2:B:97:THR:N	16	1.81

*Continued on next page...*



*Continued from previous page...*

Key	Atom-1	Atom-2	Model ID	Violation (Å)
(1,37)	1:A:104:ARG:HH12	2:B:97:THR:O	16	1.81
(1,37)	1:A:104:ARG:HH12	2:B:97:THR:OG1	16	1.81
(1,37)	1:A:104:ARG:HH12	2:B:99:HIS:C	16	1.81
(1,37)	1:A:104:ARG:HH12	2:B:99:HIS:CA	16	1.81
(1,37)	1:A:104:ARG:HH12	2:B:99:HIS:CB	16	1.81
(1,37)	1:A:104:ARG:HH12	2:B:99:HIS:CD2	16	1.81
(1,37)	1:A:104:ARG:HH12	2:B:99:HIS:CE1	16	1.81
(1,37)	1:A:104:ARG:HH12	2:B:99:HIS:CG	16	1.81
(1,37)	1:A:104:ARG:HH12	2:B:99:HIS:H	16	1.81
(1,37)	1:A:104:ARG:HH12	2:B:99:HIS:HA	16	1.81
(1,37)	1:A:104:ARG:HH12	2:B:99:HIS:HB2	16	1.81
(1,37)	1:A:104:ARG:HH12	2:B:99:HIS:HB3	16	1.81
(1,37)	1:A:104:ARG:HH12	2:B:99:HIS:HD1	16	1.81
(1,37)	1:A:104:ARG:HH12	2:B:99:HIS:HD2	16	1.81
(1,37)	1:A:104:ARG:HH12	2:B:99:HIS:HE1	16	1.81
(1,37)	1:A:104:ARG:HH12	2:B:99:HIS:HE2	16	1.81
(1,37)	1:A:104:ARG:HH12	2:B:99:HIS:N	16	1.81
(1,37)	1:A:104:ARG:HH12	2:B:99:HIS:ND1	16	1.81
(1,37)	1:A:104:ARG:HH12	2:B:99:HIS:NE2	16	1.81
(1,37)	1:A:104:ARG:HH12	2:B:99:HIS:O	16	1.81
(1,37)	1:A:104:ARG:HH12	2:B:101:VAL:C	16	1.81
(1,37)	1:A:104:ARG:HH12	2:B:101:VAL:CA	16	1.81
(1,37)	1:A:104:ARG:HH12	2:B:101:VAL:CB	16	1.81
(1,37)	1:A:104:ARG:HH12	2:B:101:VAL:CG1	16	1.81
(1,37)	1:A:104:ARG:HH12	2:B:101:VAL:CG2	16	1.81
(1,37)	1:A:104:ARG:HH12	2:B:101:VAL:H	16	1.81
(1,37)	1:A:104:ARG:HH12	2:B:101:VAL:HA	16	1.81
(1,37)	1:A:104:ARG:HH12	2:B:101:VAL:HB	16	1.81
(1,37)	1:A:104:ARG:HH12	2:B:101:VAL:HG11	16	1.81
(1,37)	1:A:104:ARG:HH12	2:B:101:VAL:HG12	16	1.81
(1,37)	1:A:104:ARG:HH12	2:B:101:VAL:HG13	16	1.81
(1,37)	1:A:104:ARG:HH12	2:B:101:VAL:HG21	16	1.81
(1,37)	1:A:104:ARG:HH12	2:B:101:VAL:HG22	16	1.81
(1,37)	1:A:104:ARG:HH12	2:B:101:VAL:HG23	16	1.81
(1,37)	1:A:104:ARG:HH12	2:B:101:VAL:N	16	1.81
(1,37)	1:A:104:ARG:HH12	2:B:101:VAL:O	16	1.81
(1,37)	1:A:104:ARG:HH21	2:B:75:ILE:C	16	1.81
(1,37)	1:A:104:ARG:HH21	2:B:75:ILE:CA	16	1.81
(1,37)	1:A:104:ARG:HH21	2:B:75:ILE:CB	16	1.81
(1,37)	1:A:104:ARG:HH21	2:B:75:ILE:CD1	16	1.81
(1,37)	1:A:104:ARG:HH21	2:B:75:ILE:CG1	16	1.81
(1,37)	1:A:104:ARG:HH21	2:B:75:ILE:CG2	16	1.81

*Continued on next page...*

*Continued from previous page...*

Key	Atom-1	Atom-2	Model ID	Violation (Å)
(1,37)	1:A:104:ARG:HH21	2:B:75:ILE:H	16	1.81
(1,37)	1:A:104:ARG:HH21	2:B:75:ILE:HA	16	1.81
(1,37)	1:A:104:ARG:HH21	2:B:75:ILE:HB	16	1.81
(1,37)	1:A:104:ARG:HH21	2:B:75:ILE:HD11	16	1.81
(1,37)	1:A:104:ARG:HH21	2:B:75:ILE:HD12	16	1.81
(1,37)	1:A:104:ARG:HH21	2:B:75:ILE:HD13	16	1.81
(1,37)	1:A:104:ARG:HH21	2:B:75:ILE:HG12	16	1.81
(1,37)	1:A:104:ARG:HH21	2:B:75:ILE:HG13	16	1.81
(1,37)	1:A:104:ARG:HH21	2:B:75:ILE:HG21	16	1.81
(1,37)	1:A:104:ARG:HH21	2:B:75:ILE:HG22	16	1.81
(1,37)	1:A:104:ARG:HH21	2:B:75:ILE:HG23	16	1.81
(1,37)	1:A:104:ARG:HH21	2:B:75:ILE:N	16	1.81
(1,37)	1:A:104:ARG:HH21	2:B:75:ILE:O	16	1.81
(1,37)	1:A:104:ARG:HH21	2:B:77:ALA:C	16	1.81
(1,37)	1:A:104:ARG:HH21	2:B:77:ALA:CA	16	1.81
(1,37)	1:A:104:ARG:HH21	2:B:77:ALA:CB	16	1.81
(1,37)	1:A:104:ARG:HH21	2:B:77:ALA:H	16	1.81
(1,37)	1:A:104:ARG:HH21	2:B:77:ALA:HA	16	1.81
(1,37)	1:A:104:ARG:HH21	2:B:77:ALA:HB1	16	1.81
(1,37)	1:A:104:ARG:HH21	2:B:77:ALA:HB2	16	1.81
(1,37)	1:A:104:ARG:HH21	2:B:77:ALA:HB3	16	1.81
(1,37)	1:A:104:ARG:HH21	2:B:77:ALA:N	16	1.81
(1,37)	1:A:104:ARG:HH21	2:B:77:ALA:O	16	1.81
(1,37)	1:A:104:ARG:HH21	2:B:78:GLY:C	16	1.81
(1,37)	1:A:104:ARG:HH21	2:B:78:GLY:CA	16	1.81
(1,37)	1:A:104:ARG:HH21	2:B:78:GLY:H	16	1.81
(1,37)	1:A:104:ARG:HH21	2:B:78:GLY:HA2	16	1.81
(1,37)	1:A:104:ARG:HH21	2:B:78:GLY:HA3	16	1.81
(1,37)	1:A:104:ARG:HH21	2:B:78:GLY:N	16	1.81
(1,37)	1:A:104:ARG:HH21	2:B:78:GLY:O	16	1.81
(1,37)	1:A:104:ARG:HH21	2:B:79:LYS:C	16	1.81
(1,37)	1:A:104:ARG:HH21	2:B:79:LYS:CA	16	1.81
(1,37)	1:A:104:ARG:HH21	2:B:79:LYS:CB	16	1.81
(1,37)	1:A:104:ARG:HH21	2:B:79:LYS:CD	16	1.81
(1,37)	1:A:104:ARG:HH21	2:B:79:LYS:CE	16	1.81
(1,37)	1:A:104:ARG:HH21	2:B:79:LYS:CG	16	1.81
(1,37)	1:A:104:ARG:HH21	2:B:79:LYS:H	16	1.81
(1,37)	1:A:104:ARG:HH21	2:B:79:LYS:HA	16	1.81
(1,37)	1:A:104:ARG:HH21	2:B:79:LYS:HB2	16	1.81
(1,37)	1:A:104:ARG:HH21	2:B:79:LYS:HB3	16	1.81
(1,37)	1:A:104:ARG:HH21	2:B:79:LYS:HD2	16	1.81
(1,37)	1:A:104:ARG:HH21	2:B:79:LYS:HD3	16	1.81

*Continued on next page...*

*Continued from previous page...*

Key	Atom-1	Atom-2	Model ID	Violation (Å)
(1,37)	1:A:104:ARG:HH21	2:B:79:LYS:HE2	16	1.81
(1,37)	1:A:104:ARG:HH21	2:B:79:LYS:HE3	16	1.81
(1,37)	1:A:104:ARG:HH21	2:B:79:LYS:HG2	16	1.81
(1,37)	1:A:104:ARG:HH21	2:B:79:LYS:HG3	16	1.81
(1,37)	1:A:104:ARG:HH21	2:B:79:LYS:HZ1	16	1.81
(1,37)	1:A:104:ARG:HH21	2:B:79:LYS:HZ2	16	1.81
(1,37)	1:A:104:ARG:HH21	2:B:79:LYS:HZ3	16	1.81
(1,37)	1:A:104:ARG:HH21	2:B:79:LYS:N	16	1.81
(1,37)	1:A:104:ARG:HH21	2:B:79:LYS:NZ	16	1.81
(1,37)	1:A:104:ARG:HH21	2:B:79:LYS:O	16	1.81
(1,37)	1:A:104:ARG:HH21	2:B:80:ILE:C	16	1.81
(1,37)	1:A:104:ARG:HH21	2:B:80:ILE:CA	16	1.81
(1,37)	1:A:104:ARG:HH21	2:B:80:ILE:CB	16	1.81
(1,37)	1:A:104:ARG:HH21	2:B:80:ILE:CD1	16	1.81
(1,37)	1:A:104:ARG:HH21	2:B:80:ILE:CG1	16	1.81
(1,37)	1:A:104:ARG:HH21	2:B:80:ILE:CG2	16	1.81
(1,37)	1:A:104:ARG:HH21	2:B:80:ILE:H	16	1.81
(1,37)	1:A:104:ARG:HH21	2:B:80:ILE:HA	16	1.81
(1,37)	1:A:104:ARG:HH21	2:B:80:ILE:HB	16	1.81
(1,37)	1:A:104:ARG:HH21	2:B:80:ILE:HD11	16	1.81
(1,37)	1:A:104:ARG:HH21	2:B:80:ILE:HD12	16	1.81
(1,37)	1:A:104:ARG:HH21	2:B:80:ILE:HD13	16	1.81
(1,37)	1:A:104:ARG:HH21	2:B:80:ILE:HG12	16	1.81
(1,37)	1:A:104:ARG:HH21	2:B:80:ILE:HG13	16	1.81
(1,37)	1:A:104:ARG:HH21	2:B:80:ILE:HG21	16	1.81
(1,37)	1:A:104:ARG:HH21	2:B:80:ILE:HG22	16	1.81
(1,37)	1:A:104:ARG:HH21	2:B:80:ILE:HG23	16	1.81
(1,37)	1:A:104:ARG:HH21	2:B:80:ILE:N	16	1.81
(1,37)	1:A:104:ARG:HH21	2:B:80:ILE:O	16	1.81
(1,37)	1:A:104:ARG:HH21	2:B:84:GLN:C	16	1.81
(1,37)	1:A:104:ARG:HH21	2:B:84:GLN:CA	16	1.81
(1,37)	1:A:104:ARG:HH21	2:B:84:GLN:CB	16	1.81
(1,37)	1:A:104:ARG:HH21	2:B:84:GLN:CD	16	1.81
(1,37)	1:A:104:ARG:HH21	2:B:84:GLN:CG	16	1.81
(1,37)	1:A:104:ARG:HH21	2:B:84:GLN:H	16	1.81
(1,37)	1:A:104:ARG:HH21	2:B:84:GLN:HA	16	1.81
(1,37)	1:A:104:ARG:HH21	2:B:84:GLN:HB2	16	1.81
(1,37)	1:A:104:ARG:HH21	2:B:84:GLN:HB3	16	1.81
(1,37)	1:A:104:ARG:HH21	2:B:84:GLN:HE21	16	1.81
(1,37)	1:A:104:ARG:HH21	2:B:84:GLN:HE22	16	1.81
(1,37)	1:A:104:ARG:HH21	2:B:84:GLN:HG2	16	1.81
(1,37)	1:A:104:ARG:HH21	2:B:84:GLN:HG3	16	1.81

*Continued on next page...*

*Continued from previous page...*

Key	Atom-1	Atom-2	Model ID	Violation (Å)
(1,37)	1:A:104:ARG:HH21	2:B:84:GLN:N	16	1.81
(1,37)	1:A:104:ARG:HH21	2:B:84:GLN:NE2	16	1.81
(1,37)	1:A:104:ARG:HH21	2:B:84:GLN:O	16	1.81
(1,37)	1:A:104:ARG:HH21	2:B:84:GLN:OE1	16	1.81
(1,37)	1:A:104:ARG:HH21	2:B:97:THR:C	16	1.81
(1,37)	1:A:104:ARG:HH21	2:B:97:THR:CA	16	1.81
(1,37)	1:A:104:ARG:HH21	2:B:97:THR:CB	16	1.81
(1,37)	1:A:104:ARG:HH21	2:B:97:THR:CG2	16	1.81
(1,37)	1:A:104:ARG:HH21	2:B:97:THR:H	16	1.81
(1,37)	1:A:104:ARG:HH21	2:B:97:THR:HA	16	1.81
(1,37)	1:A:104:ARG:HH21	2:B:97:THR:HB	16	1.81
(1,37)	1:A:104:ARG:HH21	2:B:97:THR:HG1	16	1.81
(1,37)	1:A:104:ARG:HH21	2:B:97:THR:HG21	16	1.81
(1,37)	1:A:104:ARG:HH21	2:B:97:THR:HG22	16	1.81
(1,37)	1:A:104:ARG:HH21	2:B:97:THR:HG23	16	1.81
(1,37)	1:A:104:ARG:HH21	2:B:97:THR:N	16	1.81
(1,37)	1:A:104:ARG:HH21	2:B:97:THR:O	16	1.81
(1,37)	1:A:104:ARG:HH21	2:B:97:THR:OG1	16	1.81
(1,37)	1:A:104:ARG:HH21	2:B:99:HIS:C	16	1.81
(1,37)	1:A:104:ARG:HH21	2:B:99:HIS:CA	16	1.81
(1,37)	1:A:104:ARG:HH21	2:B:99:HIS:CB	16	1.81
(1,37)	1:A:104:ARG:HH21	2:B:99:HIS:CD2	16	1.81
(1,37)	1:A:104:ARG:HH21	2:B:99:HIS:CE1	16	1.81
(1,37)	1:A:104:ARG:HH21	2:B:99:HIS:CG	16	1.81
(1,37)	1:A:104:ARG:HH21	2:B:99:HIS:H	16	1.81
(1,37)	1:A:104:ARG:HH21	2:B:99:HIS:HA	16	1.81
(1,37)	1:A:104:ARG:HH21	2:B:99:HIS:HB2	16	1.81
(1,37)	1:A:104:ARG:HH21	2:B:99:HIS:HB3	16	1.81
(1,37)	1:A:104:ARG:HH21	2:B:99:HIS:HD1	16	1.81
(1,37)	1:A:104:ARG:HH21	2:B:99:HIS:HD2	16	1.81
(1,37)	1:A:104:ARG:HH21	2:B:99:HIS:HE1	16	1.81
(1,37)	1:A:104:ARG:HH21	2:B:99:HIS:HE2	16	1.81
(1,37)	1:A:104:ARG:HH21	2:B:99:HIS:N	16	1.81
(1,37)	1:A:104:ARG:HH21	2:B:99:HIS:ND1	16	1.81
(1,37)	1:A:104:ARG:HH21	2:B:99:HIS:NE2	16	1.81
(1,37)	1:A:104:ARG:HH21	2:B:99:HIS:O	16	1.81
(1,37)	1:A:104:ARG:HH21	2:B:101:VAL:C	16	1.81
(1,37)	1:A:104:ARG:HH21	2:B:101:VAL:CA	16	1.81
(1,37)	1:A:104:ARG:HH21	2:B:101:VAL:CB	16	1.81
(1,37)	1:A:104:ARG:HH21	2:B:101:VAL:CG1	16	1.81
(1,37)	1:A:104:ARG:HH21	2:B:101:VAL:CG2	16	1.81
(1,37)	1:A:104:ARG:HH21	2:B:101:VAL:H	16	1.81

*Continued on next page...*

*Continued from previous page...*

Key	Atom-1	Atom-2	Model ID	Violation (Å)
(1,37)	1:A:104:ARG:HH21	2:B:101:VAL:HA	16	1.81
(1,37)	1:A:104:ARG:HH21	2:B:101:VAL:HB	16	1.81
(1,37)	1:A:104:ARG:HH21	2:B:101:VAL:HG11	16	1.81
(1,37)	1:A:104:ARG:HH21	2:B:101:VAL:HG12	16	1.81
(1,37)	1:A:104:ARG:HH21	2:B:101:VAL:HG13	16	1.81
(1,37)	1:A:104:ARG:HH21	2:B:101:VAL:HG21	16	1.81
(1,37)	1:A:104:ARG:HH21	2:B:101:VAL:HG22	16	1.81
(1,37)	1:A:104:ARG:HH21	2:B:101:VAL:HG23	16	1.81
(1,37)	1:A:104:ARG:HH21	2:B:101:VAL:N	16	1.81
(1,37)	1:A:104:ARG:HH21	2:B:101:VAL:O	16	1.81
(1,37)	1:A:104:ARG:HH22	2:B:75:ILE:C	16	1.81
(1,37)	1:A:104:ARG:HH22	2:B:75:ILE:CA	16	1.81
(1,37)	1:A:104:ARG:HH22	2:B:75:ILE:CB	16	1.81
(1,37)	1:A:104:ARG:HH22	2:B:75:ILE:CD1	16	1.81
(1,37)	1:A:104:ARG:HH22	2:B:75:ILE:CG1	16	1.81
(1,37)	1:A:104:ARG:HH22	2:B:75:ILE:CG2	16	1.81
(1,37)	1:A:104:ARG:HH22	2:B:75:ILE:H	16	1.81
(1,37)	1:A:104:ARG:HH22	2:B:75:ILE:HA	16	1.81
(1,37)	1:A:104:ARG:HH22	2:B:75:ILE:HB	16	1.81
(1,37)	1:A:104:ARG:HH22	2:B:75:ILE:HD11	16	1.81
(1,37)	1:A:104:ARG:HH22	2:B:75:ILE:HD12	16	1.81
(1,37)	1:A:104:ARG:HH22	2:B:75:ILE:HD13	16	1.81
(1,37)	1:A:104:ARG:HH22	2:B:75:ILE:HG12	16	1.81
(1,37)	1:A:104:ARG:HH22	2:B:75:ILE:HG13	16	1.81
(1,37)	1:A:104:ARG:HH22	2:B:75:ILE:HG21	16	1.81
(1,37)	1:A:104:ARG:HH22	2:B:75:ILE:HG22	16	1.81
(1,37)	1:A:104:ARG:HH22	2:B:75:ILE:HG23	16	1.81
(1,37)	1:A:104:ARG:HH22	2:B:75:ILE:N	16	1.81
(1,37)	1:A:104:ARG:HH22	2:B:75:ILE:O	16	1.81
(1,37)	1:A:104:ARG:HH22	2:B:77:ALA:C	16	1.81
(1,37)	1:A:104:ARG:HH22	2:B:77:ALA:CA	16	1.81
(1,37)	1:A:104:ARG:HH22	2:B:77:ALA:CB	16	1.81
(1,37)	1:A:104:ARG:HH22	2:B:77:ALA:H	16	1.81
(1,37)	1:A:104:ARG:HH22	2:B:77:ALA:HA	16	1.81
(1,37)	1:A:104:ARG:HH22	2:B:77:ALA:HB1	16	1.81
(1,37)	1:A:104:ARG:HH22	2:B:77:ALA:HB2	16	1.81
(1,37)	1:A:104:ARG:HH22	2:B:77:ALA:HB3	16	1.81
(1,37)	1:A:104:ARG:HH22	2:B:77:ALA:N	16	1.81
(1,37)	1:A:104:ARG:HH22	2:B:77:ALA:O	16	1.81
(1,37)	1:A:104:ARG:HH22	2:B:78:GLY:C	16	1.81
(1,37)	1:A:104:ARG:HH22	2:B:78:GLY:CA	16	1.81
(1,37)	1:A:104:ARG:HH22	2:B:78:GLY:H	16	1.81

*Continued on next page...*

*Continued from previous page...*

Key	Atom-1	Atom-2	Model ID	Violation (Å)
(1,37)	1:A:104:ARG:HH22	2:B:78:GLY:HA2	16	1.81
(1,37)	1:A:104:ARG:HH22	2:B:78:GLY:HA3	16	1.81
(1,37)	1:A:104:ARG:HH22	2:B:78:GLY:N	16	1.81
(1,37)	1:A:104:ARG:HH22	2:B:78:GLY:O	16	1.81
(1,37)	1:A:104:ARG:HH22	2:B:79:LYS:C	16	1.81
(1,37)	1:A:104:ARG:HH22	2:B:79:LYS:CA	16	1.81
(1,37)	1:A:104:ARG:HH22	2:B:79:LYS:CB	16	1.81
(1,37)	1:A:104:ARG:HH22	2:B:79:LYS:CD	16	1.81
(1,37)	1:A:104:ARG:HH22	2:B:79:LYS:CE	16	1.81
(1,37)	1:A:104:ARG:HH22	2:B:79:LYS:CG	16	1.81
(1,37)	1:A:104:ARG:HH22	2:B:79:LYS:H	16	1.81
(1,37)	1:A:104:ARG:HH22	2:B:79:LYS:HA	16	1.81
(1,37)	1:A:104:ARG:HH22	2:B:79:LYS:HB2	16	1.81
(1,37)	1:A:104:ARG:HH22	2:B:79:LYS:HB3	16	1.81
(1,37)	1:A:104:ARG:HH22	2:B:79:LYS:HD2	16	1.81
(1,37)	1:A:104:ARG:HH22	2:B:79:LYS:HD3	16	1.81
(1,37)	1:A:104:ARG:HH22	2:B:79:LYS:HE2	16	1.81
(1,37)	1:A:104:ARG:HH22	2:B:79:LYS:HE3	16	1.81
(1,37)	1:A:104:ARG:HH22	2:B:79:LYS:HG2	16	1.81
(1,37)	1:A:104:ARG:HH22	2:B:79:LYS:HG3	16	1.81
(1,37)	1:A:104:ARG:HH22	2:B:79:LYS:HZ1	16	1.81
(1,37)	1:A:104:ARG:HH22	2:B:79:LYS:HZ2	16	1.81
(1,37)	1:A:104:ARG:HH22	2:B:79:LYS:HZ3	16	1.81
(1,37)	1:A:104:ARG:HH22	2:B:79:LYS:N	16	1.81
(1,37)	1:A:104:ARG:HH22	2:B:79:LYS:NZ	16	1.81
(1,37)	1:A:104:ARG:HH22	2:B:79:LYS:O	16	1.81
(1,37)	1:A:104:ARG:HH22	2:B:80:ILE:C	16	1.81
(1,37)	1:A:104:ARG:HH22	2:B:80:ILE:CA	16	1.81
(1,37)	1:A:104:ARG:HH22	2:B:80:ILE:CB	16	1.81
(1,37)	1:A:104:ARG:HH22	2:B:80:ILE:CD1	16	1.81
(1,37)	1:A:104:ARG:HH22	2:B:80:ILE:CG1	16	1.81
(1,37)	1:A:104:ARG:HH22	2:B:80:ILE:CG2	16	1.81
(1,37)	1:A:104:ARG:HH22	2:B:80:ILE:H	16	1.81
(1,37)	1:A:104:ARG:HH22	2:B:80:ILE:HA	16	1.81
(1,37)	1:A:104:ARG:HH22	2:B:80:ILE:HB	16	1.81
(1,37)	1:A:104:ARG:HH22	2:B:80:ILE:HD11	16	1.81
(1,37)	1:A:104:ARG:HH22	2:B:80:ILE:HD12	16	1.81
(1,37)	1:A:104:ARG:HH22	2:B:80:ILE:HD13	16	1.81
(1,37)	1:A:104:ARG:HH22	2:B:80:ILE:HG12	16	1.81
(1,37)	1:A:104:ARG:HH22	2:B:80:ILE:HG13	16	1.81
(1,37)	1:A:104:ARG:HH22	2:B:80:ILE:HG21	16	1.81
(1,37)	1:A:104:ARG:HH22	2:B:80:ILE:HG22	16	1.81

*Continued on next page...*

*Continued from previous page...*

Key	Atom-1	Atom-2	Model ID	Violation (Å)
(1,37)	1:A:104:ARG:HH22	2:B:80:ILE:HG23	16	1.81
(1,37)	1:A:104:ARG:HH22	2:B:80:ILE:N	16	1.81
(1,37)	1:A:104:ARG:HH22	2:B:80:ILE:O	16	1.81
(1,37)	1:A:104:ARG:HH22	2:B:84:GLN:C	16	1.81
(1,37)	1:A:104:ARG:HH22	2:B:84:GLN:CA	16	1.81
(1,37)	1:A:104:ARG:HH22	2:B:84:GLN:CB	16	1.81
(1,37)	1:A:104:ARG:HH22	2:B:84:GLN:CD	16	1.81
(1,37)	1:A:104:ARG:HH22	2:B:84:GLN:CG	16	1.81
(1,37)	1:A:104:ARG:HH22	2:B:84:GLN:H	16	1.81
(1,37)	1:A:104:ARG:HH22	2:B:84:GLN:HA	16	1.81
(1,37)	1:A:104:ARG:HH22	2:B:84:GLN:HB2	16	1.81
(1,37)	1:A:104:ARG:HH22	2:B:84:GLN:HB3	16	1.81
(1,37)	1:A:104:ARG:HH22	2:B:84:GLN:HE21	16	1.81
(1,37)	1:A:104:ARG:HH22	2:B:84:GLN:HE22	16	1.81
(1,37)	1:A:104:ARG:HH22	2:B:84:GLN:HG2	16	1.81
(1,37)	1:A:104:ARG:HH22	2:B:84:GLN:HG3	16	1.81
(1,37)	1:A:104:ARG:HH22	2:B:84:GLN:N	16	1.81
(1,37)	1:A:104:ARG:HH22	2:B:84:GLN:NE2	16	1.81
(1,37)	1:A:104:ARG:HH22	2:B:84:GLN:O	16	1.81
(1,37)	1:A:104:ARG:HH22	2:B:84:GLN:OE1	16	1.81
(1,37)	1:A:104:ARG:HH22	2:B:97:THR:C	16	1.81
(1,37)	1:A:104:ARG:HH22	2:B:97:THR:CA	16	1.81
(1,37)	1:A:104:ARG:HH22	2:B:97:THR:CB	16	1.81
(1,37)	1:A:104:ARG:HH22	2:B:97:THR:CG2	16	1.81
(1,37)	1:A:104:ARG:HH22	2:B:97:THR:H	16	1.81
(1,37)	1:A:104:ARG:HH22	2:B:97:THR:HA	16	1.81
(1,37)	1:A:104:ARG:HH22	2:B:97:THR:HB	16	1.81
(1,37)	1:A:104:ARG:HH22	2:B:97:THR:HG1	16	1.81
(1,37)	1:A:104:ARG:HH22	2:B:97:THR:HG21	16	1.81
(1,37)	1:A:104:ARG:HH22	2:B:97:THR:HG22	16	1.81
(1,37)	1:A:104:ARG:HH22	2:B:97:THR:HG23	16	1.81
(1,37)	1:A:104:ARG:HH22	2:B:97:THR:N	16	1.81
(1,37)	1:A:104:ARG:HH22	2:B:97:THR:O	16	1.81
(1,37)	1:A:104:ARG:HH22	2:B:97:THR:OG1	16	1.81
(1,37)	1:A:104:ARG:HH22	2:B:99:HIS:C	16	1.81
(1,37)	1:A:104:ARG:HH22	2:B:99:HIS:CA	16	1.81
(1,37)	1:A:104:ARG:HH22	2:B:99:HIS:CB	16	1.81
(1,37)	1:A:104:ARG:HH22	2:B:99:HIS:CD2	16	1.81
(1,37)	1:A:104:ARG:HH22	2:B:99:HIS:CE1	16	1.81
(1,37)	1:A:104:ARG:HH22	2:B:99:HIS:CG	16	1.81
(1,37)	1:A:104:ARG:HH22	2:B:99:HIS:H	16	1.81
(1,37)	1:A:104:ARG:HH22	2:B:99:HIS:HA	16	1.81

*Continued on next page...*

*Continued from previous page...*

Key	Atom-1	Atom-2	Model ID	Violation (Å)
(1,37)	1:A:104:ARG:HH22	2:B:99:HIS:HB2	16	1.81
(1,37)	1:A:104:ARG:HH22	2:B:99:HIS:HB3	16	1.81
(1,37)	1:A:104:ARG:HH22	2:B:99:HIS:HD1	16	1.81
(1,37)	1:A:104:ARG:HH22	2:B:99:HIS:HD2	16	1.81
(1,37)	1:A:104:ARG:HH22	2:B:99:HIS:HE1	16	1.81
(1,37)	1:A:104:ARG:HH22	2:B:99:HIS:HE2	16	1.81
(1,37)	1:A:104:ARG:HH22	2:B:99:HIS:N	16	1.81
(1,37)	1:A:104:ARG:HH22	2:B:99:HIS:ND1	16	1.81
(1,37)	1:A:104:ARG:HH22	2:B:99:HIS:NE2	16	1.81
(1,37)	1:A:104:ARG:HH22	2:B:99:HIS:O	16	1.81
(1,37)	1:A:104:ARG:HH22	2:B:101:VAL:C	16	1.81
(1,37)	1:A:104:ARG:HH22	2:B:101:VAL:CA	16	1.81
(1,37)	1:A:104:ARG:HH22	2:B:101:VAL:CB	16	1.81
(1,37)	1:A:104:ARG:HH22	2:B:101:VAL:CG1	16	1.81
(1,37)	1:A:104:ARG:HH22	2:B:101:VAL:CG2	16	1.81
(1,37)	1:A:104:ARG:HH22	2:B:101:VAL:H	16	1.81
(1,37)	1:A:104:ARG:HH22	2:B:101:VAL:HA	16	1.81
(1,37)	1:A:104:ARG:HH22	2:B:101:VAL:HB	16	1.81
(1,37)	1:A:104:ARG:HH22	2:B:101:VAL:HG11	16	1.81
(1,37)	1:A:104:ARG:HH22	2:B:101:VAL:HG12	16	1.81
(1,37)	1:A:104:ARG:HH22	2:B:101:VAL:HG13	16	1.81
(1,37)	1:A:104:ARG:HH22	2:B:101:VAL:HG21	16	1.81
(1,37)	1:A:104:ARG:HH22	2:B:101:VAL:HG22	16	1.81
(1,37)	1:A:104:ARG:HH22	2:B:101:VAL:HG23	16	1.81
(1,37)	1:A:104:ARG:HH22	2:B:101:VAL:N	16	1.81
(1,37)	1:A:104:ARG:HH22	2:B:101:VAL:O	16	1.81
(1,37)	1:A:104:ARG:N	2:B:75:ILE:C	16	1.81
(1,37)	1:A:104:ARG:N	2:B:75:ILE:CA	16	1.81
(1,37)	1:A:104:ARG:N	2:B:75:ILE:CB	16	1.81
(1,37)	1:A:104:ARG:N	2:B:75:ILE:CD1	16	1.81
(1,37)	1:A:104:ARG:N	2:B:75:ILE:CG1	16	1.81
(1,37)	1:A:104:ARG:N	2:B:75:ILE:CG2	16	1.81
(1,37)	1:A:104:ARG:N	2:B:75:ILE:H	16	1.81
(1,37)	1:A:104:ARG:N	2:B:75:ILE:HA	16	1.81
(1,37)	1:A:104:ARG:N	2:B:75:ILE:HB	16	1.81
(1,37)	1:A:104:ARG:N	2:B:75:ILE:HD11	16	1.81
(1,37)	1:A:104:ARG:N	2:B:75:ILE:HD12	16	1.81
(1,37)	1:A:104:ARG:N	2:B:75:ILE:HD13	16	1.81
(1,37)	1:A:104:ARG:N	2:B:75:ILE:HG12	16	1.81
(1,37)	1:A:104:ARG:N	2:B:75:ILE:HG13	16	1.81
(1,37)	1:A:104:ARG:N	2:B:75:ILE:HG21	16	1.81
(1,37)	1:A:104:ARG:N	2:B:75:ILE:HG22	16	1.81

*Continued on next page...*



*Continued from previous page...*

Key	Atom-1	Atom-2	Model ID	Violation (Å)
(1,37)	1:A:104:ARG:N	2:B:75:ILE:HG23	16	1.81
(1,37)	1:A:104:ARG:N	2:B:75:ILE:N	16	1.81
(1,37)	1:A:104:ARG:N	2:B:75:ILE:O	16	1.81
(1,37)	1:A:104:ARG:N	2:B:77:ALA:C	16	1.81
(1,37)	1:A:104:ARG:N	2:B:77:ALA:CA	16	1.81
(1,37)	1:A:104:ARG:N	2:B:77:ALA:CB	16	1.81
(1,37)	1:A:104:ARG:N	2:B:77:ALA:H	16	1.81
(1,37)	1:A:104:ARG:N	2:B:77:ALA:HA	16	1.81
(1,37)	1:A:104:ARG:N	2:B:77:ALA:HB1	16	1.81
(1,37)	1:A:104:ARG:N	2:B:77:ALA:HB2	16	1.81
(1,37)	1:A:104:ARG:N	2:B:77:ALA:HB3	16	1.81
(1,37)	1:A:104:ARG:N	2:B:77:ALA:N	16	1.81
(1,37)	1:A:104:ARG:N	2:B:77:ALA:O	16	1.81
(1,37)	1:A:104:ARG:N	2:B:78:GLY:C	16	1.81
(1,37)	1:A:104:ARG:N	2:B:78:GLY:CA	16	1.81
(1,37)	1:A:104:ARG:N	2:B:78:GLY:H	16	1.81
(1,37)	1:A:104:ARG:N	2:B:78:GLY:HA2	16	1.81
(1,37)	1:A:104:ARG:N	2:B:78:GLY:HA3	16	1.81
(1,37)	1:A:104:ARG:N	2:B:78:GLY:N	16	1.81
(1,37)	1:A:104:ARG:N	2:B:78:GLY:O	16	1.81
(1,37)	1:A:104:ARG:N	2:B:79:LYS:C	16	1.81
(1,37)	1:A:104:ARG:N	2:B:79:LYS:CA	16	1.81
(1,37)	1:A:104:ARG:N	2:B:79:LYS:CB	16	1.81
(1,37)	1:A:104:ARG:N	2:B:79:LYS:CD	16	1.81
(1,37)	1:A:104:ARG:N	2:B:79:LYS:CE	16	1.81
(1,37)	1:A:104:ARG:N	2:B:79:LYS:CG	16	1.81
(1,37)	1:A:104:ARG:N	2:B:79:LYS:H	16	1.81
(1,37)	1:A:104:ARG:N	2:B:79:LYS:HA	16	1.81
(1,37)	1:A:104:ARG:N	2:B:79:LYS:HB2	16	1.81
(1,37)	1:A:104:ARG:N	2:B:79:LYS:HB3	16	1.81
(1,37)	1:A:104:ARG:N	2:B:79:LYS:HD2	16	1.81
(1,37)	1:A:104:ARG:N	2:B:79:LYS:HD3	16	1.81
(1,37)	1:A:104:ARG:N	2:B:79:LYS:HE2	16	1.81
(1,37)	1:A:104:ARG:N	2:B:79:LYS:HE3	16	1.81
(1,37)	1:A:104:ARG:N	2:B:79:LYS:HG2	16	1.81
(1,37)	1:A:104:ARG:N	2:B:79:LYS:HG3	16	1.81
(1,37)	1:A:104:ARG:N	2:B:79:LYS:HZ1	16	1.81
(1,37)	1:A:104:ARG:N	2:B:79:LYS:HZ2	16	1.81
(1,37)	1:A:104:ARG:N	2:B:79:LYS:HZ3	16	1.81
(1,37)	1:A:104:ARG:N	2:B:79:LYS:N	16	1.81
(1,37)	1:A:104:ARG:N	2:B:79:LYS:NZ	16	1.81
(1,37)	1:A:104:ARG:N	2:B:79:LYS:O	16	1.81

*Continued on next page...*

*Continued from previous page...*

Key	Atom-1	Atom-2	Model ID	Violation (Å)
(1,37)	1:A:104:ARG:N	2:B:80:ILE:C	16	1.81
(1,37)	1:A:104:ARG:N	2:B:80:ILE:CA	16	1.81
(1,37)	1:A:104:ARG:N	2:B:80:ILE:CB	16	1.81
(1,37)	1:A:104:ARG:N	2:B:80:ILE:CD1	16	1.81
(1,37)	1:A:104:ARG:N	2:B:80:ILE:CG1	16	1.81
(1,37)	1:A:104:ARG:N	2:B:80:ILE:CG2	16	1.81
(1,37)	1:A:104:ARG:N	2:B:80:ILE:H	16	1.81
(1,37)	1:A:104:ARG:N	2:B:80:ILE:HA	16	1.81
(1,37)	1:A:104:ARG:N	2:B:80:ILE:HB	16	1.81
(1,37)	1:A:104:ARG:N	2:B:80:ILE:HD11	16	1.81
(1,37)	1:A:104:ARG:N	2:B:80:ILE:HD12	16	1.81
(1,37)	1:A:104:ARG:N	2:B:80:ILE:HD13	16	1.81
(1,37)	1:A:104:ARG:N	2:B:80:ILE:HG12	16	1.81
(1,37)	1:A:104:ARG:N	2:B:80:ILE:HG13	16	1.81
(1,37)	1:A:104:ARG:N	2:B:80:ILE:HG21	16	1.81
(1,37)	1:A:104:ARG:N	2:B:80:ILE:HG22	16	1.81
(1,37)	1:A:104:ARG:N	2:B:80:ILE:HG23	16	1.81
(1,37)	1:A:104:ARG:N	2:B:80:ILE:N	16	1.81
(1,37)	1:A:104:ARG:N	2:B:80:ILE:O	16	1.81
(1,37)	1:A:104:ARG:N	2:B:84:GLN:C	16	1.81
(1,37)	1:A:104:ARG:N	2:B:84:GLN:CA	16	1.81
(1,37)	1:A:104:ARG:N	2:B:84:GLN:CB	16	1.81
(1,37)	1:A:104:ARG:N	2:B:84:GLN:CD	16	1.81
(1,37)	1:A:104:ARG:N	2:B:84:GLN:CG	16	1.81
(1,37)	1:A:104:ARG:N	2:B:84:GLN:H	16	1.81
(1,37)	1:A:104:ARG:N	2:B:84:GLN:HA	16	1.81
(1,37)	1:A:104:ARG:N	2:B:84:GLN:HB2	16	1.81
(1,37)	1:A:104:ARG:N	2:B:84:GLN:HB3	16	1.81
(1,37)	1:A:104:ARG:N	2:B:84:GLN:HE21	16	1.81
(1,37)	1:A:104:ARG:N	2:B:84:GLN:HE22	16	1.81
(1,37)	1:A:104:ARG:N	2:B:84:GLN:HG2	16	1.81
(1,37)	1:A:104:ARG:N	2:B:84:GLN:HG3	16	1.81
(1,37)	1:A:104:ARG:N	2:B:84:GLN:N	16	1.81
(1,37)	1:A:104:ARG:N	2:B:84:GLN:NE2	16	1.81
(1,37)	1:A:104:ARG:N	2:B:84:GLN:O	16	1.81
(1,37)	1:A:104:ARG:N	2:B:84:GLN:OE1	16	1.81
(1,37)	1:A:104:ARG:N	2:B:97:THR:C	16	1.81
(1,37)	1:A:104:ARG:N	2:B:97:THR:CA	16	1.81
(1,37)	1:A:104:ARG:N	2:B:97:THR:CB	16	1.81
(1,37)	1:A:104:ARG:N	2:B:97:THR:CG2	16	1.81
(1,37)	1:A:104:ARG:N	2:B:97:THR:H	16	1.81
(1,37)	1:A:104:ARG:N	2:B:97:THR:HA	16	1.81

*Continued on next page...*

*Continued from previous page...*

Key	Atom-1	Atom-2	Model ID	Violation (Å)
(1,37)	1:A:104:ARG:N	2:B:97:THR:HB	16	1.81
(1,37)	1:A:104:ARG:N	2:B:97:THR:HG1	16	1.81
(1,37)	1:A:104:ARG:N	2:B:97:THR:HG21	16	1.81
(1,37)	1:A:104:ARG:N	2:B:97:THR:HG22	16	1.81
(1,37)	1:A:104:ARG:N	2:B:97:THR:HG23	16	1.81
(1,37)	1:A:104:ARG:N	2:B:97:THR:N	16	1.81
(1,37)	1:A:104:ARG:N	2:B:97:THR:O	16	1.81
(1,37)	1:A:104:ARG:N	2:B:97:THR:OG1	16	1.81
(1,37)	1:A:104:ARG:N	2:B:99:HIS:C	16	1.81
(1,37)	1:A:104:ARG:N	2:B:99:HIS:CA	16	1.81
(1,37)	1:A:104:ARG:N	2:B:99:HIS:CB	16	1.81
(1,37)	1:A:104:ARG:N	2:B:99:HIS:CD2	16	1.81
(1,37)	1:A:104:ARG:N	2:B:99:HIS:CE1	16	1.81
(1,37)	1:A:104:ARG:N	2:B:99:HIS:CG	16	1.81
(1,37)	1:A:104:ARG:N	2:B:99:HIS:H	16	1.81
(1,37)	1:A:104:ARG:N	2:B:99:HIS:HA	16	1.81
(1,37)	1:A:104:ARG:N	2:B:99:HIS:HB2	16	1.81
(1,37)	1:A:104:ARG:N	2:B:99:HIS:HB3	16	1.81
(1,37)	1:A:104:ARG:N	2:B:99:HIS:HD1	16	1.81
(1,37)	1:A:104:ARG:N	2:B:99:HIS:HD2	16	1.81
(1,37)	1:A:104:ARG:N	2:B:99:HIS:HE1	16	1.81
(1,37)	1:A:104:ARG:N	2:B:99:HIS:HE2	16	1.81
(1,37)	1:A:104:ARG:N	2:B:99:HIS:N	16	1.81
(1,37)	1:A:104:ARG:N	2:B:99:HIS:ND1	16	1.81
(1,37)	1:A:104:ARG:N	2:B:99:HIS:NE2	16	1.81
(1,37)	1:A:104:ARG:N	2:B:99:HIS:O	16	1.81
(1,37)	1:A:104:ARG:N	2:B:101:VAL:C	16	1.81
(1,37)	1:A:104:ARG:N	2:B:101:VAL:CA	16	1.81
(1,37)	1:A:104:ARG:N	2:B:101:VAL:CB	16	1.81
(1,37)	1:A:104:ARG:N	2:B:101:VAL:CG1	16	1.81
(1,37)	1:A:104:ARG:N	2:B:101:VAL:CG2	16	1.81
(1,37)	1:A:104:ARG:N	2:B:101:VAL:H	16	1.81
(1,37)	1:A:104:ARG:N	2:B:101:VAL:HA	16	1.81
(1,37)	1:A:104:ARG:N	2:B:101:VAL:HB	16	1.81
(1,37)	1:A:104:ARG:N	2:B:101:VAL:HG11	16	1.81
(1,37)	1:A:104:ARG:N	2:B:101:VAL:HG12	16	1.81
(1,37)	1:A:104:ARG:N	2:B:101:VAL:HG13	16	1.81
(1,37)	1:A:104:ARG:N	2:B:101:VAL:HG21	16	1.81
(1,37)	1:A:104:ARG:N	2:B:101:VAL:HG22	16	1.81
(1,37)	1:A:104:ARG:N	2:B:101:VAL:HG23	16	1.81
(1,37)	1:A:104:ARG:N	2:B:101:VAL:N	16	1.81
(1,37)	1:A:104:ARG:N	2:B:101:VAL:O	16	1.81

*Continued on next page...*

*Continued from previous page...*

Key	Atom-1	Atom-2	Model ID	Violation (Å)
(1,37)	1:A:104:ARG:NE	2:B:75:ILE:C	16	1.81
(1,37)	1:A:104:ARG:NE	2:B:75:ILE:CA	16	1.81
(1,37)	1:A:104:ARG:NE	2:B:75:ILE:CB	16	1.81
(1,37)	1:A:104:ARG:NE	2:B:75:ILE:CD1	16	1.81
(1,37)	1:A:104:ARG:NE	2:B:75:ILE:CG1	16	1.81
(1,37)	1:A:104:ARG:NE	2:B:75:ILE:CG2	16	1.81
(1,37)	1:A:104:ARG:NE	2:B:75:ILE:H	16	1.81
(1,37)	1:A:104:ARG:NE	2:B:75:ILE:HA	16	1.81
(1,37)	1:A:104:ARG:NE	2:B:75:ILE:HB	16	1.81
(1,37)	1:A:104:ARG:NE	2:B:75:ILE:HD11	16	1.81
(1,37)	1:A:104:ARG:NE	2:B:75:ILE:HD12	16	1.81
(1,37)	1:A:104:ARG:NE	2:B:75:ILE:HD13	16	1.81
(1,37)	1:A:104:ARG:NE	2:B:75:ILE:HG12	16	1.81
(1,37)	1:A:104:ARG:NE	2:B:75:ILE:HG13	16	1.81
(1,37)	1:A:104:ARG:NE	2:B:75:ILE:HG21	16	1.81
(1,37)	1:A:104:ARG:NE	2:B:75:ILE:HG22	16	1.81
(1,37)	1:A:104:ARG:NE	2:B:75:ILE:HG23	16	1.81
(1,37)	1:A:104:ARG:NE	2:B:75:ILE:N	16	1.81
(1,37)	1:A:104:ARG:NE	2:B:75:ILE:O	16	1.81
(1,37)	1:A:104:ARG:NE	2:B:77:ALA:C	16	1.81
(1,37)	1:A:104:ARG:NE	2:B:77:ALA:CA	16	1.81
(1,37)	1:A:104:ARG:NE	2:B:77:ALA:CB	16	1.81
(1,37)	1:A:104:ARG:NE	2:B:77:ALA:H	16	1.81
(1,37)	1:A:104:ARG:NE	2:B:77:ALA:HA	16	1.81
(1,37)	1:A:104:ARG:NE	2:B:77:ALA:HB1	16	1.81
(1,37)	1:A:104:ARG:NE	2:B:77:ALA:HB2	16	1.81
(1,37)	1:A:104:ARG:NE	2:B:77:ALA:HB3	16	1.81
(1,37)	1:A:104:ARG:NE	2:B:77:ALA:N	16	1.81
(1,37)	1:A:104:ARG:NE	2:B:77:ALA:O	16	1.81
(1,37)	1:A:104:ARG:NE	2:B:78:GLY:C	16	1.81
(1,37)	1:A:104:ARG:NE	2:B:78:GLY:CA	16	1.81
(1,37)	1:A:104:ARG:NE	2:B:78:GLY:H	16	1.81
(1,37)	1:A:104:ARG:NE	2:B:78:GLY:HA2	16	1.81
(1,37)	1:A:104:ARG:NE	2:B:78:GLY:HA3	16	1.81
(1,37)	1:A:104:ARG:NE	2:B:78:GLY:N	16	1.81
(1,37)	1:A:104:ARG:NE	2:B:78:GLY:O	16	1.81
(1,37)	1:A:104:ARG:NE	2:B:79:LYS:C	16	1.81
(1,37)	1:A:104:ARG:NE	2:B:79:LYS:CA	16	1.81
(1,37)	1:A:104:ARG:NE	2:B:79:LYS:CB	16	1.81
(1,37)	1:A:104:ARG:NE	2:B:79:LYS:CD	16	1.81
(1,37)	1:A:104:ARG:NE	2:B:79:LYS:CE	16	1.81
(1,37)	1:A:104:ARG:NE	2:B:79:LYS:CG	16	1.81

*Continued on next page...*

*Continued from previous page...*

Key	Atom-1	Atom-2	Model ID	Violation (Å)
(1,37)	1:A:104:ARG:NE	2:B:79:LYS:H	16	1.81
(1,37)	1:A:104:ARG:NE	2:B:79:LYS:HA	16	1.81
(1,37)	1:A:104:ARG:NE	2:B:79:LYS:HB2	16	1.81
(1,37)	1:A:104:ARG:NE	2:B:79:LYS:HB3	16	1.81
(1,37)	1:A:104:ARG:NE	2:B:79:LYS:HD2	16	1.81
(1,37)	1:A:104:ARG:NE	2:B:79:LYS:HD3	16	1.81
(1,37)	1:A:104:ARG:NE	2:B:79:LYS:HE2	16	1.81
(1,37)	1:A:104:ARG:NE	2:B:79:LYS:HE3	16	1.81
(1,37)	1:A:104:ARG:NE	2:B:79:LYS:HG2	16	1.81
(1,37)	1:A:104:ARG:NE	2:B:79:LYS:HG3	16	1.81
(1,37)	1:A:104:ARG:NE	2:B:79:LYS:HZ1	16	1.81
(1,37)	1:A:104:ARG:NE	2:B:79:LYS:HZ2	16	1.81
(1,37)	1:A:104:ARG:NE	2:B:79:LYS:HZ3	16	1.81
(1,37)	1:A:104:ARG:NE	2:B:79:LYS:N	16	1.81
(1,37)	1:A:104:ARG:NE	2:B:79:LYS:NZ	16	1.81
(1,37)	1:A:104:ARG:NE	2:B:79:LYS:O	16	1.81
(1,37)	1:A:104:ARG:NE	2:B:80:ILE:C	16	1.81
(1,37)	1:A:104:ARG:NE	2:B:80:ILE:CA	16	1.81
(1,37)	1:A:104:ARG:NE	2:B:80:ILE:CB	16	1.81
(1,37)	1:A:104:ARG:NE	2:B:80:ILE:CD1	16	1.81
(1,37)	1:A:104:ARG:NE	2:B:80:ILE:CG1	16	1.81
(1,37)	1:A:104:ARG:NE	2:B:80:ILE:CG2	16	1.81
(1,37)	1:A:104:ARG:NE	2:B:80:ILE:H	16	1.81
(1,37)	1:A:104:ARG:NE	2:B:80:ILE:HA	16	1.81
(1,37)	1:A:104:ARG:NE	2:B:80:ILE:HB	16	1.81
(1,37)	1:A:104:ARG:NE	2:B:80:ILE:HD11	16	1.81
(1,37)	1:A:104:ARG:NE	2:B:80:ILE:HD12	16	1.81
(1,37)	1:A:104:ARG:NE	2:B:80:ILE:HD13	16	1.81
(1,37)	1:A:104:ARG:NE	2:B:80:ILE:HG12	16	1.81
(1,37)	1:A:104:ARG:NE	2:B:80:ILE:HG13	16	1.81
(1,37)	1:A:104:ARG:NE	2:B:80:ILE:HG21	16	1.81
(1,37)	1:A:104:ARG:NE	2:B:80:ILE:HG22	16	1.81
(1,37)	1:A:104:ARG:NE	2:B:80:ILE:HG23	16	1.81
(1,37)	1:A:104:ARG:NE	2:B:80:ILE:N	16	1.81
(1,37)	1:A:104:ARG:NE	2:B:80:ILE:O	16	1.81
(1,37)	1:A:104:ARG:NE	2:B:84:GLN:C	16	1.81
(1,37)	1:A:104:ARG:NE	2:B:84:GLN:CA	16	1.81
(1,37)	1:A:104:ARG:NE	2:B:84:GLN:CB	16	1.81
(1,37)	1:A:104:ARG:NE	2:B:84:GLN:CD	16	1.81
(1,37)	1:A:104:ARG:NE	2:B:84:GLN:CG	16	1.81
(1,37)	1:A:104:ARG:NE	2:B:84:GLN:H	16	1.81
(1,37)	1:A:104:ARG:NE	2:B:84:GLN:HA	16	1.81

*Continued on next page...*

*Continued from previous page...*

Key	Atom-1	Atom-2	Model ID	Violation (Å)
(1,37)	1:A:104:ARG:NE	2:B:84:GLN:HB2	16	1.81
(1,37)	1:A:104:ARG:NE	2:B:84:GLN:HB3	16	1.81
(1,37)	1:A:104:ARG:NE	2:B:84:GLN:HE21	16	1.81
(1,37)	1:A:104:ARG:NE	2:B:84:GLN:HE22	16	1.81
(1,37)	1:A:104:ARG:NE	2:B:84:GLN:HG2	16	1.81
(1,37)	1:A:104:ARG:NE	2:B:84:GLN:HG3	16	1.81
(1,37)	1:A:104:ARG:NE	2:B:84:GLN:N	16	1.81
(1,37)	1:A:104:ARG:NE	2:B:84:GLN:NE2	16	1.81
(1,37)	1:A:104:ARG:NE	2:B:84:GLN:O	16	1.81
(1,37)	1:A:104:ARG:NE	2:B:84:GLN:OE1	16	1.81
(1,37)	1:A:104:ARG:NE	2:B:97:THR:C	16	1.81
(1,37)	1:A:104:ARG:NE	2:B:97:THR:CA	16	1.81
(1,37)	1:A:104:ARG:NE	2:B:97:THR:CB	16	1.81
(1,37)	1:A:104:ARG:NE	2:B:97:THR:CG2	16	1.81
(1,37)	1:A:104:ARG:NE	2:B:97:THR:H	16	1.81
(1,37)	1:A:104:ARG:NE	2:B:97:THR:HA	16	1.81
(1,37)	1:A:104:ARG:NE	2:B:97:THR:HB	16	1.81
(1,37)	1:A:104:ARG:NE	2:B:97:THR:HG1	16	1.81
(1,37)	1:A:104:ARG:NE	2:B:97:THR:HG21	16	1.81
(1,37)	1:A:104:ARG:NE	2:B:97:THR:HG22	16	1.81
(1,37)	1:A:104:ARG:NE	2:B:97:THR:HG23	16	1.81
(1,37)	1:A:104:ARG:NE	2:B:97:THR:N	16	1.81
(1,37)	1:A:104:ARG:NE	2:B:97:THR:O	16	1.81
(1,37)	1:A:104:ARG:NE	2:B:97:THR:OG1	16	1.81
(1,37)	1:A:104:ARG:NE	2:B:99:HIS:C	16	1.81
(1,37)	1:A:104:ARG:NE	2:B:99:HIS:CA	16	1.81
(1,37)	1:A:104:ARG:NE	2:B:99:HIS:CB	16	1.81
(1,37)	1:A:104:ARG:NE	2:B:99:HIS:CD2	16	1.81
(1,37)	1:A:104:ARG:NE	2:B:99:HIS:CE1	16	1.81
(1,37)	1:A:104:ARG:NE	2:B:99:HIS:CG	16	1.81
(1,37)	1:A:104:ARG:NE	2:B:99:HIS:H	16	1.81
(1,37)	1:A:104:ARG:NE	2:B:99:HIS:HA	16	1.81
(1,37)	1:A:104:ARG:NE	2:B:99:HIS:HB2	16	1.81
(1,37)	1:A:104:ARG:NE	2:B:99:HIS:HB3	16	1.81
(1,37)	1:A:104:ARG:NE	2:B:99:HIS:HD1	16	1.81
(1,37)	1:A:104:ARG:NE	2:B:99:HIS:HD2	16	1.81
(1,37)	1:A:104:ARG:NE	2:B:99:HIS:HE1	16	1.81
(1,37)	1:A:104:ARG:NE	2:B:99:HIS:HE2	16	1.81
(1,37)	1:A:104:ARG:NE	2:B:99:HIS:N	16	1.81
(1,37)	1:A:104:ARG:NE	2:B:99:HIS:ND1	16	1.81
(1,37)	1:A:104:ARG:NE	2:B:99:HIS:NE2	16	1.81
(1,37)	1:A:104:ARG:NE	2:B:99:HIS:O	16	1.81

*Continued on next page...*

*Continued from previous page...*

Key	Atom-1	Atom-2	Model ID	Violation (Å)
(1,37)	1:A:104:ARG:NE	2:B:101:VAL:C	16	1.81
(1,37)	1:A:104:ARG:NE	2:B:101:VAL:CA	16	1.81
(1,37)	1:A:104:ARG:NE	2:B:101:VAL:CB	16	1.81
(1,37)	1:A:104:ARG:NE	2:B:101:VAL:CG1	16	1.81
(1,37)	1:A:104:ARG:NE	2:B:101:VAL:CG2	16	1.81
(1,37)	1:A:104:ARG:NE	2:B:101:VAL:H	16	1.81
(1,37)	1:A:104:ARG:NE	2:B:101:VAL:HA	16	1.81
(1,37)	1:A:104:ARG:NE	2:B:101:VAL:HB	16	1.81
(1,37)	1:A:104:ARG:NE	2:B:101:VAL:HG11	16	1.81
(1,37)	1:A:104:ARG:NE	2:B:101:VAL:HG12	16	1.81
(1,37)	1:A:104:ARG:NE	2:B:101:VAL:HG13	16	1.81
(1,37)	1:A:104:ARG:NE	2:B:101:VAL:HG21	16	1.81
(1,37)	1:A:104:ARG:NE	2:B:101:VAL:HG22	16	1.81
(1,37)	1:A:104:ARG:NE	2:B:101:VAL:HG23	16	1.81
(1,37)	1:A:104:ARG:NE	2:B:101:VAL:N	16	1.81
(1,37)	1:A:104:ARG:NE	2:B:101:VAL:O	16	1.81
(1,37)	1:A:104:ARG:NH1	2:B:75:ILE:C	16	1.81
(1,37)	1:A:104:ARG:NH1	2:B:75:ILE:CA	16	1.81
(1,37)	1:A:104:ARG:NH1	2:B:75:ILE:CB	16	1.81
(1,37)	1:A:104:ARG:NH1	2:B:75:ILE:CD1	16	1.81
(1,37)	1:A:104:ARG:NH1	2:B:75:ILE:CG1	16	1.81
(1,37)	1:A:104:ARG:NH1	2:B:75:ILE:CG2	16	1.81
(1,37)	1:A:104:ARG:NH1	2:B:75:ILE:H	16	1.81
(1,37)	1:A:104:ARG:NH1	2:B:75:ILE:HA	16	1.81
(1,37)	1:A:104:ARG:NH1	2:B:75:ILE:HB	16	1.81
(1,37)	1:A:104:ARG:NH1	2:B:75:ILE:HD11	16	1.81
(1,37)	1:A:104:ARG:NH1	2:B:75:ILE:HD12	16	1.81
(1,37)	1:A:104:ARG:NH1	2:B:75:ILE:HD13	16	1.81
(1,37)	1:A:104:ARG:NH1	2:B:75:ILE:HG12	16	1.81
(1,37)	1:A:104:ARG:NH1	2:B:75:ILE:HG13	16	1.81
(1,37)	1:A:104:ARG:NH1	2:B:75:ILE:HG21	16	1.81
(1,37)	1:A:104:ARG:NH1	2:B:75:ILE:HG22	16	1.81
(1,37)	1:A:104:ARG:NH1	2:B:75:ILE:HG23	16	1.81
(1,37)	1:A:104:ARG:NH1	2:B:75:ILE:N	16	1.81
(1,37)	1:A:104:ARG:NH1	2:B:75:ILE:O	16	1.81
(1,37)	1:A:104:ARG:NH1	2:B:77:ALA:C	16	1.81
(1,37)	1:A:104:ARG:NH1	2:B:77:ALA:CA	16	1.81
(1,37)	1:A:104:ARG:NH1	2:B:77:ALA:CB	16	1.81
(1,37)	1:A:104:ARG:NH1	2:B:77:ALA:H	16	1.81
(1,37)	1:A:104:ARG:NH1	2:B:77:ALA:HA	16	1.81
(1,37)	1:A:104:ARG:NH1	2:B:77:ALA:HB1	16	1.81
(1,37)	1:A:104:ARG:NH1	2:B:77:ALA:HB2	16	1.81

*Continued on next page...*

*Continued from previous page...*

Key	Atom-1	Atom-2	Model ID	Violation (Å)
(1,37)	1:A:104:ARG:NH1	2:B:77:ALA:HB3	16	1.81
(1,37)	1:A:104:ARG:NH1	2:B:77:ALA:N	16	1.81
(1,37)	1:A:104:ARG:NH1	2:B:77:ALA:O	16	1.81
(1,37)	1:A:104:ARG:NH1	2:B:78:GLY:C	16	1.81
(1,37)	1:A:104:ARG:NH1	2:B:78:GLY:CA	16	1.81
(1,37)	1:A:104:ARG:NH1	2:B:78:GLY:H	16	1.81
(1,37)	1:A:104:ARG:NH1	2:B:78:GLY:HA2	16	1.81
(1,37)	1:A:104:ARG:NH1	2:B:78:GLY:HA3	16	1.81
(1,37)	1:A:104:ARG:NH1	2:B:78:GLY:N	16	1.81
(1,37)	1:A:104:ARG:NH1	2:B:78:GLY:O	16	1.81
(1,37)	1:A:104:ARG:NH1	2:B:79:LYS:C	16	1.81
(1,37)	1:A:104:ARG:NH1	2:B:79:LYS:CA	16	1.81
(1,37)	1:A:104:ARG:NH1	2:B:79:LYS:CB	16	1.81
(1,37)	1:A:104:ARG:NH1	2:B:79:LYS:CD	16	1.81
(1,37)	1:A:104:ARG:NH1	2:B:79:LYS:CE	16	1.81
(1,37)	1:A:104:ARG:NH1	2:B:79:LYS:CG	16	1.81
(1,37)	1:A:104:ARG:NH1	2:B:79:LYS:H	16	1.81
(1,37)	1:A:104:ARG:NH1	2:B:79:LYS:HA	16	1.81
(1,37)	1:A:104:ARG:NH1	2:B:79:LYS:HB2	16	1.81
(1,37)	1:A:104:ARG:NH1	2:B:79:LYS:HB3	16	1.81
(1,37)	1:A:104:ARG:NH1	2:B:79:LYS:HD2	16	1.81
(1,37)	1:A:104:ARG:NH1	2:B:79:LYS:HD3	16	1.81
(1,37)	1:A:104:ARG:NH1	2:B:79:LYS:HE2	16	1.81
(1,37)	1:A:104:ARG:NH1	2:B:79:LYS:HE3	16	1.81
(1,37)	1:A:104:ARG:NH1	2:B:79:LYS:HG2	16	1.81
(1,37)	1:A:104:ARG:NH1	2:B:79:LYS:HG3	16	1.81
(1,37)	1:A:104:ARG:NH1	2:B:79:LYS:HZ1	16	1.81
(1,37)	1:A:104:ARG:NH1	2:B:79:LYS:HZ2	16	1.81
(1,37)	1:A:104:ARG:NH1	2:B:79:LYS:HZ3	16	1.81
(1,37)	1:A:104:ARG:NH1	2:B:79:LYS:N	16	1.81
(1,37)	1:A:104:ARG:NH1	2:B:79:LYS:NZ	16	1.81
(1,37)	1:A:104:ARG:NH1	2:B:79:LYS:O	16	1.81
(1,37)	1:A:104:ARG:NH1	2:B:80:ILE:C	16	1.81
(1,37)	1:A:104:ARG:NH1	2:B:80:ILE:CA	16	1.81
(1,37)	1:A:104:ARG:NH1	2:B:80:ILE:CB	16	1.81
(1,37)	1:A:104:ARG:NH1	2:B:80:ILE:CD1	16	1.81
(1,37)	1:A:104:ARG:NH1	2:B:80:ILE:CG1	16	1.81
(1,37)	1:A:104:ARG:NH1	2:B:80:ILE:CG2	16	1.81
(1,37)	1:A:104:ARG:NH1	2:B:80:ILE:H	16	1.81
(1,37)	1:A:104:ARG:NH1	2:B:80:ILE:HA	16	1.81
(1,37)	1:A:104:ARG:NH1	2:B:80:ILE:HB	16	1.81
(1,37)	1:A:104:ARG:NH1	2:B:80:ILE:HD11	16	1.81

*Continued on next page...*



*Continued from previous page...*

Key	Atom-1	Atom-2	Model ID	Violation (Å)
(1,37)	1:A:104:ARG:NH1	2:B:80:ILE:HD12	16	1.81
(1,37)	1:A:104:ARG:NH1	2:B:80:ILE:HD13	16	1.81
(1,37)	1:A:104:ARG:NH1	2:B:80:ILE:HG12	16	1.81
(1,37)	1:A:104:ARG:NH1	2:B:80:ILE:HG13	16	1.81
(1,37)	1:A:104:ARG:NH1	2:B:80:ILE:HG21	16	1.81
(1,37)	1:A:104:ARG:NH1	2:B:80:ILE:HG22	16	1.81
(1,37)	1:A:104:ARG:NH1	2:B:80:ILE:HG23	16	1.81
(1,37)	1:A:104:ARG:NH1	2:B:80:ILE:N	16	1.81
(1,37)	1:A:104:ARG:NH1	2:B:80:ILE:O	16	1.81
(1,37)	1:A:104:ARG:NH1	2:B:84:GLN:C	16	1.81
(1,37)	1:A:104:ARG:NH1	2:B:84:GLN:CA	16	1.81
(1,37)	1:A:104:ARG:NH1	2:B:84:GLN:CB	16	1.81
(1,37)	1:A:104:ARG:NH1	2:B:84:GLN:CD	16	1.81
(1,37)	1:A:104:ARG:NH1	2:B:84:GLN:CG	16	1.81
(1,37)	1:A:104:ARG:NH1	2:B:84:GLN:H	16	1.81
(1,37)	1:A:104:ARG:NH1	2:B:84:GLN:HA	16	1.81
(1,37)	1:A:104:ARG:NH1	2:B:84:GLN:HB2	16	1.81
(1,37)	1:A:104:ARG:NH1	2:B:84:GLN:HB3	16	1.81
(1,37)	1:A:104:ARG:NH1	2:B:84:GLN:HE21	16	1.81
(1,37)	1:A:104:ARG:NH1	2:B:84:GLN:HE22	16	1.81
(1,37)	1:A:104:ARG:NH1	2:B:84:GLN:HG2	16	1.81
(1,37)	1:A:104:ARG:NH1	2:B:84:GLN:HG3	16	1.81
(1,37)	1:A:104:ARG:NH1	2:B:84:GLN:N	16	1.81
(1,37)	1:A:104:ARG:NH1	2:B:84:GLN:NE2	16	1.81
(1,37)	1:A:104:ARG:NH1	2:B:84:GLN:O	16	1.81
(1,37)	1:A:104:ARG:NH1	2:B:84:GLN:OE1	16	1.81
(1,37)	1:A:104:ARG:NH1	2:B:97:THR:C	16	1.81
(1,37)	1:A:104:ARG:NH1	2:B:97:THR:CA	16	1.81
(1,37)	1:A:104:ARG:NH1	2:B:97:THR:CB	16	1.81
(1,37)	1:A:104:ARG:NH1	2:B:97:THR:CG2	16	1.81
(1,37)	1:A:104:ARG:NH1	2:B:97:THR:H	16	1.81
(1,37)	1:A:104:ARG:NH1	2:B:97:THR:HA	16	1.81
(1,37)	1:A:104:ARG:NH1	2:B:97:THR:HB	16	1.81
(1,37)	1:A:104:ARG:NH1	2:B:97:THR:HG1	16	1.81
(1,37)	1:A:104:ARG:NH1	2:B:97:THR:HG21	16	1.81
(1,37)	1:A:104:ARG:NH1	2:B:97:THR:HG22	16	1.81
(1,37)	1:A:104:ARG:NH1	2:B:97:THR:HG23	16	1.81
(1,37)	1:A:104:ARG:NH1	2:B:97:THR:N	16	1.81
(1,37)	1:A:104:ARG:NH1	2:B:97:THR:O	16	1.81
(1,37)	1:A:104:ARG:NH1	2:B:97:THR:OG1	16	1.81
(1,37)	1:A:104:ARG:NH1	2:B:99:HIS:C	16	1.81
(1,37)	1:A:104:ARG:NH1	2:B:99:HIS:CA	16	1.81

*Continued on next page...*

*Continued from previous page...*

Key	Atom-1	Atom-2	Model ID	Violation (Å)
(1,37)	1:A:104:ARG:NH1	2:B:99:HIS:CB	16	1.81
(1,37)	1:A:104:ARG:NH1	2:B:99:HIS:CD2	16	1.81
(1,37)	1:A:104:ARG:NH1	2:B:99:HIS:CE1	16	1.81
(1,37)	1:A:104:ARG:NH1	2:B:99:HIS:CG	16	1.81
(1,37)	1:A:104:ARG:NH1	2:B:99:HIS:H	16	1.81
(1,37)	1:A:104:ARG:NH1	2:B:99:HIS:HA	16	1.81
(1,37)	1:A:104:ARG:NH1	2:B:99:HIS:HB2	16	1.81
(1,37)	1:A:104:ARG:NH1	2:B:99:HIS:HB3	16	1.81
(1,37)	1:A:104:ARG:NH1	2:B:99:HIS:HD1	16	1.81
(1,37)	1:A:104:ARG:NH1	2:B:99:HIS:HD2	16	1.81
(1,37)	1:A:104:ARG:NH1	2:B:99:HIS:HE1	16	1.81
(1,37)	1:A:104:ARG:NH1	2:B:99:HIS:HE2	16	1.81
(1,37)	1:A:104:ARG:NH1	2:B:99:HIS:N	16	1.81
(1,37)	1:A:104:ARG:NH1	2:B:99:HIS:ND1	16	1.81
(1,37)	1:A:104:ARG:NH1	2:B:99:HIS:NE2	16	1.81
(1,37)	1:A:104:ARG:NH1	2:B:99:HIS:O	16	1.81
(1,37)	1:A:104:ARG:NH1	2:B:101:VAL:C	16	1.81
(1,37)	1:A:104:ARG:NH1	2:B:101:VAL:CA	16	1.81
(1,37)	1:A:104:ARG:NH1	2:B:101:VAL:CB	16	1.81
(1,37)	1:A:104:ARG:NH1	2:B:101:VAL:CG1	16	1.81
(1,37)	1:A:104:ARG:NH1	2:B:101:VAL:CG2	16	1.81
(1,37)	1:A:104:ARG:NH1	2:B:101:VAL:H	16	1.81
(1,37)	1:A:104:ARG:NH1	2:B:101:VAL:HA	16	1.81
(1,37)	1:A:104:ARG:NH1	2:B:101:VAL:HB	16	1.81
(1,37)	1:A:104:ARG:NH1	2:B:101:VAL:HG11	16	1.81
(1,37)	1:A:104:ARG:NH1	2:B:101:VAL:HG12	16	1.81
(1,37)	1:A:104:ARG:NH1	2:B:101:VAL:HG13	16	1.81
(1,37)	1:A:104:ARG:NH1	2:B:101:VAL:HG21	16	1.81
(1,37)	1:A:104:ARG:NH1	2:B:101:VAL:HG22	16	1.81
(1,37)	1:A:104:ARG:NH1	2:B:101:VAL:HG23	16	1.81
(1,37)	1:A:104:ARG:NH1	2:B:101:VAL:N	16	1.81
(1,37)	1:A:104:ARG:NH1	2:B:101:VAL:O	16	1.81
(1,37)	1:A:104:ARG:NH2	2:B:75:ILE:C	16	1.81
(1,37)	1:A:104:ARG:NH2	2:B:75:ILE:CA	16	1.81
(1,37)	1:A:104:ARG:NH2	2:B:75:ILE:CB	16	1.81
(1,37)	1:A:104:ARG:NH2	2:B:75:ILE:CD1	16	1.81
(1,37)	1:A:104:ARG:NH2	2:B:75:ILE:CG1	16	1.81
(1,37)	1:A:104:ARG:NH2	2:B:75:ILE:CG2	16	1.81
(1,37)	1:A:104:ARG:NH2	2:B:75:ILE:H	16	1.81
(1,37)	1:A:104:ARG:NH2	2:B:75:ILE:HA	16	1.81
(1,37)	1:A:104:ARG:NH2	2:B:75:ILE:HB	16	1.81
(1,37)	1:A:104:ARG:NH2	2:B:75:ILE:HD11	16	1.81

*Continued on next page...*

*Continued from previous page...*

Key	Atom-1	Atom-2	Model ID	Violation (Å)
(1,37)	1:A:104:ARG:NH2	2:B:75:ILE:HD12	16	1.81
(1,37)	1:A:104:ARG:NH2	2:B:75:ILE:HD13	16	1.81
(1,37)	1:A:104:ARG:NH2	2:B:75:ILE:HG12	16	1.81
(1,37)	1:A:104:ARG:NH2	2:B:75:ILE:HG13	16	1.81
(1,37)	1:A:104:ARG:NH2	2:B:75:ILE:HG21	16	1.81
(1,37)	1:A:104:ARG:NH2	2:B:75:ILE:HG22	16	1.81
(1,37)	1:A:104:ARG:NH2	2:B:75:ILE:HG23	16	1.81
(1,37)	1:A:104:ARG:NH2	2:B:75:ILE:N	16	1.81
(1,37)	1:A:104:ARG:NH2	2:B:75:ILE:O	16	1.81
(1,37)	1:A:104:ARG:NH2	2:B:77:ALA:C	16	1.81
(1,37)	1:A:104:ARG:NH2	2:B:77:ALA:CA	16	1.81
(1,37)	1:A:104:ARG:NH2	2:B:77:ALA:CB	16	1.81
(1,37)	1:A:104:ARG:NH2	2:B:77:ALA:H	16	1.81
(1,37)	1:A:104:ARG:NH2	2:B:77:ALA:HA	16	1.81
(1,37)	1:A:104:ARG:NH2	2:B:77:ALA:HB1	16	1.81
(1,37)	1:A:104:ARG:NH2	2:B:77:ALA:HB2	16	1.81
(1,37)	1:A:104:ARG:NH2	2:B:77:ALA:HB3	16	1.81
(1,37)	1:A:104:ARG:NH2	2:B:77:ALA:N	16	1.81
(1,37)	1:A:104:ARG:NH2	2:B:77:ALA:O	16	1.81
(1,37)	1:A:104:ARG:NH2	2:B:78:GLY:C	16	1.81
(1,37)	1:A:104:ARG:NH2	2:B:78:GLY:CA	16	1.81
(1,37)	1:A:104:ARG:NH2	2:B:78:GLY:H	16	1.81
(1,37)	1:A:104:ARG:NH2	2:B:78:GLY:HA2	16	1.81
(1,37)	1:A:104:ARG:NH2	2:B:78:GLY:HA3	16	1.81
(1,37)	1:A:104:ARG:NH2	2:B:78:GLY:N	16	1.81
(1,37)	1:A:104:ARG:NH2	2:B:78:GLY:O	16	1.81
(1,37)	1:A:104:ARG:NH2	2:B:79:LYS:C	16	1.81
(1,37)	1:A:104:ARG:NH2	2:B:79:LYS:CA	16	1.81
(1,37)	1:A:104:ARG:NH2	2:B:79:LYS:CB	16	1.81
(1,37)	1:A:104:ARG:NH2	2:B:79:LYS:CD	16	1.81
(1,37)	1:A:104:ARG:NH2	2:B:79:LYS:CE	16	1.81
(1,37)	1:A:104:ARG:NH2	2:B:79:LYS:CG	16	1.81
(1,37)	1:A:104:ARG:NH2	2:B:79:LYS:H	16	1.81
(1,37)	1:A:104:ARG:NH2	2:B:79:LYS:HA	16	1.81
(1,37)	1:A:104:ARG:NH2	2:B:79:LYS:HB2	16	1.81
(1,37)	1:A:104:ARG:NH2	2:B:79:LYS:HB3	16	1.81
(1,37)	1:A:104:ARG:NH2	2:B:79:LYS:HD2	16	1.81
(1,37)	1:A:104:ARG:NH2	2:B:79:LYS:HD3	16	1.81
(1,37)	1:A:104:ARG:NH2	2:B:79:LYS:HE2	16	1.81
(1,37)	1:A:104:ARG:NH2	2:B:79:LYS:HE3	16	1.81
(1,37)	1:A:104:ARG:NH2	2:B:79:LYS:HG2	16	1.81
(1,37)	1:A:104:ARG:NH2	2:B:79:LYS:HG3	16	1.81

*Continued on next page...*

*Continued from previous page...*

Key	Atom-1	Atom-2	Model ID	Violation (Å)
(1,37)	1:A:104:ARG:NH2	2:B:79:LYS:HZ1	16	1.81
(1,37)	1:A:104:ARG:NH2	2:B:79:LYS:HZ2	16	1.81
(1,37)	1:A:104:ARG:NH2	2:B:79:LYS:HZ3	16	1.81
(1,37)	1:A:104:ARG:NH2	2:B:79:LYS:N	16	1.81
(1,37)	1:A:104:ARG:NH2	2:B:79:LYS:NZ	16	1.81
(1,37)	1:A:104:ARG:NH2	2:B:79:LYS:O	16	1.81
(1,37)	1:A:104:ARG:NH2	2:B:80:ILE:C	16	1.81
(1,37)	1:A:104:ARG:NH2	2:B:80:ILE:CA	16	1.81
(1,37)	1:A:104:ARG:NH2	2:B:80:ILE:CB	16	1.81
(1,37)	1:A:104:ARG:NH2	2:B:80:ILE:CD1	16	1.81
(1,37)	1:A:104:ARG:NH2	2:B:80:ILE:CG1	16	1.81
(1,37)	1:A:104:ARG:NH2	2:B:80:ILE:CG2	16	1.81
(1,37)	1:A:104:ARG:NH2	2:B:80:ILE:H	16	1.81
(1,37)	1:A:104:ARG:NH2	2:B:80:ILE:HA	16	1.81
(1,37)	1:A:104:ARG:NH2	2:B:80:ILE:HB	16	1.81
(1,37)	1:A:104:ARG:NH2	2:B:80:ILE:HD11	16	1.81
(1,37)	1:A:104:ARG:NH2	2:B:80:ILE:HD12	16	1.81
(1,37)	1:A:104:ARG:NH2	2:B:80:ILE:HD13	16	1.81
(1,37)	1:A:104:ARG:NH2	2:B:80:ILE:HG12	16	1.81
(1,37)	1:A:104:ARG:NH2	2:B:80:ILE:HG13	16	1.81
(1,37)	1:A:104:ARG:NH2	2:B:80:ILE:HG21	16	1.81
(1,37)	1:A:104:ARG:NH2	2:B:80:ILE:HG22	16	1.81
(1,37)	1:A:104:ARG:NH2	2:B:80:ILE:HG23	16	1.81
(1,37)	1:A:104:ARG:NH2	2:B:80:ILE:N	16	1.81
(1,37)	1:A:104:ARG:NH2	2:B:80:ILE:O	16	1.81
(1,37)	1:A:104:ARG:NH2	2:B:84:GLN:C	16	1.81
(1,37)	1:A:104:ARG:NH2	2:B:84:GLN:CA	16	1.81
(1,37)	1:A:104:ARG:NH2	2:B:84:GLN:CB	16	1.81
(1,37)	1:A:104:ARG:NH2	2:B:84:GLN:CD	16	1.81
(1,37)	1:A:104:ARG:NH2	2:B:84:GLN:CG	16	1.81
(1,37)	1:A:104:ARG:NH2	2:B:84:GLN:H	16	1.81
(1,37)	1:A:104:ARG:NH2	2:B:84:GLN:HA	16	1.81
(1,37)	1:A:104:ARG:NH2	2:B:84:GLN:HB2	16	1.81
(1,37)	1:A:104:ARG:NH2	2:B:84:GLN:HB3	16	1.81
(1,37)	1:A:104:ARG:NH2	2:B:84:GLN:HE21	16	1.81
(1,37)	1:A:104:ARG:NH2	2:B:84:GLN:HE22	16	1.81
(1,37)	1:A:104:ARG:NH2	2:B:84:GLN:HG2	16	1.81
(1,37)	1:A:104:ARG:NH2	2:B:84:GLN:HG3	16	1.81
(1,37)	1:A:104:ARG:NH2	2:B:84:GLN:N	16	1.81
(1,37)	1:A:104:ARG:NH2	2:B:84:GLN:NE2	16	1.81
(1,37)	1:A:104:ARG:NH2	2:B:84:GLN:O	16	1.81
(1,37)	1:A:104:ARG:NH2	2:B:84:GLN:OE1	16	1.81

*Continued on next page...*

*Continued from previous page...*

Key	Atom-1	Atom-2	Model ID	Violation (Å)
(1,37)	1:A:104:ARG:NH2	2:B:97:THR:C	16	1.81
(1,37)	1:A:104:ARG:NH2	2:B:97:THR:CA	16	1.81
(1,37)	1:A:104:ARG:NH2	2:B:97:THR:CB	16	1.81
(1,37)	1:A:104:ARG:NH2	2:B:97:THR:CG2	16	1.81
(1,37)	1:A:104:ARG:NH2	2:B:97:THR:H	16	1.81
(1,37)	1:A:104:ARG:NH2	2:B:97:THR:HA	16	1.81
(1,37)	1:A:104:ARG:NH2	2:B:97:THR:HB	16	1.81
(1,37)	1:A:104:ARG:NH2	2:B:97:THR:HG1	16	1.81
(1,37)	1:A:104:ARG:NH2	2:B:97:THR:HG21	16	1.81
(1,37)	1:A:104:ARG:NH2	2:B:97:THR:HG22	16	1.81
(1,37)	1:A:104:ARG:NH2	2:B:97:THR:HG23	16	1.81
(1,37)	1:A:104:ARG:NH2	2:B:97:THR:N	16	1.81
(1,37)	1:A:104:ARG:NH2	2:B:97:THR:O	16	1.81
(1,37)	1:A:104:ARG:NH2	2:B:97:THR:OG1	16	1.81
(1,37)	1:A:104:ARG:NH2	2:B:99:HIS:C	16	1.81
(1,37)	1:A:104:ARG:NH2	2:B:99:HIS:CA	16	1.81
(1,37)	1:A:104:ARG:NH2	2:B:99:HIS:CB	16	1.81
(1,37)	1:A:104:ARG:NH2	2:B:99:HIS:CD2	16	1.81
(1,37)	1:A:104:ARG:NH2	2:B:99:HIS:CE1	16	1.81
(1,37)	1:A:104:ARG:NH2	2:B:99:HIS:CG	16	1.81
(1,37)	1:A:104:ARG:NH2	2:B:99:HIS:H	16	1.81
(1,37)	1:A:104:ARG:NH2	2:B:99:HIS:HA	16	1.81
(1,37)	1:A:104:ARG:NH2	2:B:99:HIS:HB2	16	1.81
(1,37)	1:A:104:ARG:NH2	2:B:99:HIS:HB3	16	1.81
(1,37)	1:A:104:ARG:NH2	2:B:99:HIS:HD1	16	1.81
(1,37)	1:A:104:ARG:NH2	2:B:99:HIS:HD2	16	1.81
(1,37)	1:A:104:ARG:NH2	2:B:99:HIS:HE1	16	1.81
(1,37)	1:A:104:ARG:NH2	2:B:99:HIS:HE2	16	1.81
(1,37)	1:A:104:ARG:NH2	2:B:99:HIS:N	16	1.81
(1,37)	1:A:104:ARG:NH2	2:B:99:HIS:ND1	16	1.81
(1,37)	1:A:104:ARG:NH2	2:B:99:HIS:NE2	16	1.81
(1,37)	1:A:104:ARG:NH2	2:B:99:HIS:O	16	1.81
(1,37)	1:A:104:ARG:NH2	2:B:101:VAL:C	16	1.81
(1,37)	1:A:104:ARG:NH2	2:B:101:VAL:CA	16	1.81
(1,37)	1:A:104:ARG:NH2	2:B:101:VAL:CB	16	1.81
(1,37)	1:A:104:ARG:NH2	2:B:101:VAL:CG1	16	1.81
(1,37)	1:A:104:ARG:NH2	2:B:101:VAL:CG2	16	1.81
(1,37)	1:A:104:ARG:NH2	2:B:101:VAL:H	16	1.81
(1,37)	1:A:104:ARG:NH2	2:B:101:VAL:HA	16	1.81
(1,37)	1:A:104:ARG:NH2	2:B:101:VAL:HB	16	1.81
(1,37)	1:A:104:ARG:NH2	2:B:101:VAL:HG11	16	1.81
(1,37)	1:A:104:ARG:NH2	2:B:101:VAL:HG12	16	1.81

*Continued on next page...*

*Continued from previous page...*

Key	Atom-1	Atom-2	Model ID	Violation (Å)
(1,37)	1:A:104:ARG:NH2	2:B:101:VAL:HG13	16	1.81
(1,37)	1:A:104:ARG:NH2	2:B:101:VAL:HG21	16	1.81
(1,37)	1:A:104:ARG:NH2	2:B:101:VAL:HG22	16	1.81
(1,37)	1:A:104:ARG:NH2	2:B:101:VAL:HG23	16	1.81
(1,37)	1:A:104:ARG:NH2	2:B:101:VAL:N	16	1.81
(1,37)	1:A:104:ARG:NH2	2:B:101:VAL:O	16	1.81
(1,37)	1:A:104:ARG:O	2:B:75:ILE:C	16	1.81
(1,37)	1:A:104:ARG:O	2:B:75:ILE:CA	16	1.81
(1,37)	1:A:104:ARG:O	2:B:75:ILE:CB	16	1.81
(1,37)	1:A:104:ARG:O	2:B:75:ILE:CD1	16	1.81
(1,37)	1:A:104:ARG:O	2:B:75:ILE:CG1	16	1.81
(1,37)	1:A:104:ARG:O	2:B:75:ILE:CG2	16	1.81
(1,37)	1:A:104:ARG:O	2:B:75:ILE:H	16	1.81
(1,37)	1:A:104:ARG:O	2:B:75:ILE:HA	16	1.81
(1,37)	1:A:104:ARG:O	2:B:75:ILE:HB	16	1.81
(1,37)	1:A:104:ARG:O	2:B:75:ILE:HD11	16	1.81
(1,37)	1:A:104:ARG:O	2:B:75:ILE:HD12	16	1.81
(1,37)	1:A:104:ARG:O	2:B:75:ILE:HD13	16	1.81
(1,37)	1:A:104:ARG:O	2:B:75:ILE:HG12	16	1.81
(1,37)	1:A:104:ARG:O	2:B:75:ILE:HG13	16	1.81
(1,37)	1:A:104:ARG:O	2:B:75:ILE:HG21	16	1.81
(1,37)	1:A:104:ARG:O	2:B:75:ILE:HG22	16	1.81
(1,37)	1:A:104:ARG:O	2:B:75:ILE:HG23	16	1.81
(1,37)	1:A:104:ARG:O	2:B:75:ILE:N	16	1.81
(1,37)	1:A:104:ARG:O	2:B:75:ILE:O	16	1.81
(1,37)	1:A:104:ARG:O	2:B:77:ALA:C	16	1.81
(1,37)	1:A:104:ARG:O	2:B:77:ALA:CA	16	1.81
(1,37)	1:A:104:ARG:O	2:B:77:ALA:CB	16	1.81
(1,37)	1:A:104:ARG:O	2:B:77:ALA:H	16	1.81
(1,37)	1:A:104:ARG:O	2:B:77:ALA:HA	16	1.81
(1,37)	1:A:104:ARG:O	2:B:77:ALA:HB1	16	1.81
(1,37)	1:A:104:ARG:O	2:B:77:ALA:HB2	16	1.81
(1,37)	1:A:104:ARG:O	2:B:77:ALA:HB3	16	1.81
(1,37)	1:A:104:ARG:O	2:B:77:ALA:N	16	1.81
(1,37)	1:A:104:ARG:O	2:B:77:ALA:O	16	1.81
(1,37)	1:A:104:ARG:O	2:B:78:GLY:C	16	1.81
(1,37)	1:A:104:ARG:O	2:B:78:GLY:CA	16	1.81
(1,37)	1:A:104:ARG:O	2:B:78:GLY:H	16	1.81
(1,37)	1:A:104:ARG:O	2:B:78:GLY:HA2	16	1.81
(1,37)	1:A:104:ARG:O	2:B:78:GLY:HA3	16	1.81
(1,37)	1:A:104:ARG:O	2:B:78:GLY:N	16	1.81
(1,37)	1:A:104:ARG:O	2:B:78:GLY:O	16	1.81

*Continued on next page...*

*Continued from previous page...*

Key	Atom-1	Atom-2	Model ID	Violation (Å)
(1,37)	1:A:104:ARG:O	2:B:79:LYS:C	16	1.81
(1,37)	1:A:104:ARG:O	2:B:79:LYS:CA	16	1.81
(1,37)	1:A:104:ARG:O	2:B:79:LYS:CB	16	1.81
(1,37)	1:A:104:ARG:O	2:B:79:LYS:CD	16	1.81
(1,37)	1:A:104:ARG:O	2:B:79:LYS:CE	16	1.81
(1,37)	1:A:104:ARG:O	2:B:79:LYS:CG	16	1.81
(1,37)	1:A:104:ARG:O	2:B:79:LYS:H	16	1.81
(1,37)	1:A:104:ARG:O	2:B:79:LYS:HA	16	1.81
(1,37)	1:A:104:ARG:O	2:B:79:LYS:HB2	16	1.81
(1,37)	1:A:104:ARG:O	2:B:79:LYS:HB3	16	1.81
(1,37)	1:A:104:ARG:O	2:B:79:LYS:HD2	16	1.81
(1,37)	1:A:104:ARG:O	2:B:79:LYS:HD3	16	1.81
(1,37)	1:A:104:ARG:O	2:B:79:LYS:HE2	16	1.81
(1,37)	1:A:104:ARG:O	2:B:79:LYS:HE3	16	1.81
(1,37)	1:A:104:ARG:O	2:B:79:LYS:HG2	16	1.81
(1,37)	1:A:104:ARG:O	2:B:79:LYS:HG3	16	1.81
(1,37)	1:A:104:ARG:O	2:B:79:LYS:HZ1	16	1.81
(1,37)	1:A:104:ARG:O	2:B:79:LYS:HZ2	16	1.81
(1,37)	1:A:104:ARG:O	2:B:79:LYS:HZ3	16	1.81
(1,37)	1:A:104:ARG:O	2:B:79:LYS:N	16	1.81
(1,37)	1:A:104:ARG:O	2:B:79:LYS:NZ	16	1.81
(1,37)	1:A:104:ARG:O	2:B:79:LYS:O	16	1.81
(1,37)	1:A:104:ARG:O	2:B:80:ILE:C	16	1.81
(1,37)	1:A:104:ARG:O	2:B:80:ILE:CA	16	1.81
(1,37)	1:A:104:ARG:O	2:B:80:ILE:CB	16	1.81
(1,37)	1:A:104:ARG:O	2:B:80:ILE:CD1	16	1.81
(1,37)	1:A:104:ARG:O	2:B:80:ILE:CG1	16	1.81
(1,37)	1:A:104:ARG:O	2:B:80:ILE:CG2	16	1.81
(1,37)	1:A:104:ARG:O	2:B:80:ILE:H	16	1.81
(1,37)	1:A:104:ARG:O	2:B:80:ILE:HA	16	1.81
(1,37)	1:A:104:ARG:O	2:B:80:ILE:HB	16	1.81
(1,37)	1:A:104:ARG:O	2:B:80:ILE:HD11	16	1.81
(1,37)	1:A:104:ARG:O	2:B:80:ILE:HD12	16	1.81
(1,37)	1:A:104:ARG:O	2:B:80:ILE:HD13	16	1.81
(1,37)	1:A:104:ARG:O	2:B:80:ILE:HG12	16	1.81
(1,37)	1:A:104:ARG:O	2:B:80:ILE:HG13	16	1.81
(1,37)	1:A:104:ARG:O	2:B:80:ILE:HG21	16	1.81
(1,37)	1:A:104:ARG:O	2:B:80:ILE:HG22	16	1.81
(1,37)	1:A:104:ARG:O	2:B:80:ILE:HG23	16	1.81
(1,37)	1:A:104:ARG:O	2:B:80:ILE:N	16	1.81
(1,37)	1:A:104:ARG:O	2:B:80:ILE:O	16	1.81
(1,37)	1:A:104:ARG:O	2:B:84:GLN:C	16	1.81

*Continued on next page...*

*Continued from previous page...*

Key	Atom-1	Atom-2	Model ID	Violation (Å)
(1,37)	1:A:104:ARG:O	2:B:84:GLN:CA	16	1.81
(1,37)	1:A:104:ARG:O	2:B:84:GLN:CB	16	1.81
(1,37)	1:A:104:ARG:O	2:B:84:GLN:CD	16	1.81
(1,37)	1:A:104:ARG:O	2:B:84:GLN:CG	16	1.81
(1,37)	1:A:104:ARG:O	2:B:84:GLN:H	16	1.81
(1,37)	1:A:104:ARG:O	2:B:84:GLN:HA	16	1.81
(1,37)	1:A:104:ARG:O	2:B:84:GLN:HB2	16	1.81
(1,37)	1:A:104:ARG:O	2:B:84:GLN:HB3	16	1.81
(1,37)	1:A:104:ARG:O	2:B:84:GLN:HE21	16	1.81
(1,37)	1:A:104:ARG:O	2:B:84:GLN:HE22	16	1.81
(1,37)	1:A:104:ARG:O	2:B:84:GLN:HG2	16	1.81
(1,37)	1:A:104:ARG:O	2:B:84:GLN:HG3	16	1.81
(1,37)	1:A:104:ARG:O	2:B:84:GLN:N	16	1.81
(1,37)	1:A:104:ARG:O	2:B:84:GLN:NE2	16	1.81
(1,37)	1:A:104:ARG:O	2:B:84:GLN:O	16	1.81
(1,37)	1:A:104:ARG:O	2:B:84:GLN:OE1	16	1.81
(1,37)	1:A:104:ARG:O	2:B:97:THR:C	16	1.81
(1,37)	1:A:104:ARG:O	2:B:97:THR:CA	16	1.81
(1,37)	1:A:104:ARG:O	2:B:97:THR:CB	16	1.81
(1,37)	1:A:104:ARG:O	2:B:97:THR:CG2	16	1.81
(1,37)	1:A:104:ARG:O	2:B:97:THR:H	16	1.81
(1,37)	1:A:104:ARG:O	2:B:97:THR:HA	16	1.81
(1,37)	1:A:104:ARG:O	2:B:97:THR:HB	16	1.81
(1,37)	1:A:104:ARG:O	2:B:97:THR:HG1	16	1.81
(1,37)	1:A:104:ARG:O	2:B:97:THR:HG21	16	1.81
(1,37)	1:A:104:ARG:O	2:B:97:THR:HG22	16	1.81
(1,37)	1:A:104:ARG:O	2:B:97:THR:HG23	16	1.81
(1,37)	1:A:104:ARG:O	2:B:97:THR:N	16	1.81
(1,37)	1:A:104:ARG:O	2:B:97:THR:O	16	1.81
(1,37)	1:A:104:ARG:O	2:B:97:THR:OG1	16	1.81
(1,37)	1:A:104:ARG:O	2:B:99:HIS:C	16	1.81
(1,37)	1:A:104:ARG:O	2:B:99:HIS:CA	16	1.81
(1,37)	1:A:104:ARG:O	2:B:99:HIS:CB	16	1.81
(1,37)	1:A:104:ARG:O	2:B:99:HIS:CD2	16	1.81
(1,37)	1:A:104:ARG:O	2:B:99:HIS:CE1	16	1.81
(1,37)	1:A:104:ARG:O	2:B:99:HIS:CG	16	1.81
(1,37)	1:A:104:ARG:O	2:B:99:HIS:H	16	1.81
(1,37)	1:A:104:ARG:O	2:B:99:HIS:HA	16	1.81
(1,37)	1:A:104:ARG:O	2:B:99:HIS:HB2	16	1.81
(1,37)	1:A:104:ARG:O	2:B:99:HIS:HB3	16	1.81
(1,37)	1:A:104:ARG:O	2:B:99:HIS:HD1	16	1.81
(1,37)	1:A:104:ARG:O	2:B:99:HIS:HD2	16	1.81

*Continued on next page...*



*Continued from previous page...*

Key	Atom-1	Atom-2	Model ID	Violation (Å)
(1,37)	1:A:104:ARG:O	2:B:99:HIS:HE1	16	1.81
(1,37)	1:A:104:ARG:O	2:B:99:HIS:HE2	16	1.81
(1,37)	1:A:104:ARG:O	2:B:99:HIS:N	16	1.81
(1,37)	1:A:104:ARG:O	2:B:99:HIS:ND1	16	1.81
(1,37)	1:A:104:ARG:O	2:B:99:HIS:NE2	16	1.81
(1,37)	1:A:104:ARG:O	2:B:99:HIS:O	16	1.81
(1,37)	1:A:104:ARG:O	2:B:101:VAL:C	16	1.81
(1,37)	1:A:104:ARG:O	2:B:101:VAL:CA	16	1.81
(1,37)	1:A:104:ARG:O	2:B:101:VAL:CB	16	1.81
(1,37)	1:A:104:ARG:O	2:B:101:VAL:CG1	16	1.81
(1,37)	1:A:104:ARG:O	2:B:101:VAL:CG2	16	1.81
(1,37)	1:A:104:ARG:O	2:B:101:VAL:H	16	1.81
(1,37)	1:A:104:ARG:O	2:B:101:VAL:HA	16	1.81
(1,37)	1:A:104:ARG:O	2:B:101:VAL:HB	16	1.81
(1,37)	1:A:104:ARG:O	2:B:101:VAL:HG11	16	1.81
(1,37)	1:A:104:ARG:O	2:B:101:VAL:HG12	16	1.81
(1,37)	1:A:104:ARG:O	2:B:101:VAL:HG13	16	1.81
(1,37)	1:A:104:ARG:O	2:B:101:VAL:HG21	16	1.81
(1,37)	1:A:104:ARG:O	2:B:101:VAL:HG22	16	1.81
(1,37)	1:A:104:ARG:O	2:B:101:VAL:HG23	16	1.81
(1,37)	1:A:104:ARG:O	2:B:101:VAL:N	16	1.81
(1,37)	1:A:104:ARG:O	2:B:101:VAL:O	16	1.81
(1,33)	1:A:55:SER:C	2:B:75:ILE:C	4	1.81
(1,33)	1:A:55:SER:C	2:B:75:ILE:CA	4	1.81
(1,33)	1:A:55:SER:C	2:B:75:ILE:CB	4	1.81
(1,33)	1:A:55:SER:C	2:B:75:ILE:CD1	4	1.81
(1,33)	1:A:55:SER:C	2:B:75:ILE:CG1	4	1.81
(1,33)	1:A:55:SER:C	2:B:75:ILE:CG2	4	1.81
(1,33)	1:A:55:SER:C	2:B:75:ILE:H	4	1.81
(1,33)	1:A:55:SER:C	2:B:75:ILE:HA	4	1.81
(1,33)	1:A:55:SER:C	2:B:75:ILE:HB	4	1.81
(1,33)	1:A:55:SER:C	2:B:75:ILE:HD11	4	1.81
(1,33)	1:A:55:SER:C	2:B:75:ILE:HD12	4	1.81
(1,33)	1:A:55:SER:C	2:B:75:ILE:HD13	4	1.81
(1,33)	1:A:55:SER:C	2:B:75:ILE:HG12	4	1.81
(1,33)	1:A:55:SER:C	2:B:75:ILE:HG13	4	1.81
(1,33)	1:A:55:SER:C	2:B:75:ILE:HG21	4	1.81
(1,33)	1:A:55:SER:C	2:B:75:ILE:HG22	4	1.81
(1,33)	1:A:55:SER:C	2:B:75:ILE:HG23	4	1.81
(1,33)	1:A:55:SER:C	2:B:75:ILE:N	4	1.81
(1,33)	1:A:55:SER:C	2:B:75:ILE:O	4	1.81
(1,33)	1:A:55:SER:C	2:B:77:ALA:C	4	1.81

*Continued on next page...*

*Continued from previous page...*

Key	Atom-1	Atom-2	Model ID	Violation (Å)
(1,33)	1:A:55:SER:C	2:B:77:ALA:CA	4	1.81
(1,33)	1:A:55:SER:C	2:B:77:ALA:CB	4	1.81
(1,33)	1:A:55:SER:C	2:B:77:ALA:H	4	1.81
(1,33)	1:A:55:SER:C	2:B:77:ALA:HA	4	1.81
(1,33)	1:A:55:SER:C	2:B:77:ALA:HB1	4	1.81
(1,33)	1:A:55:SER:C	2:B:77:ALA:HB2	4	1.81
(1,33)	1:A:55:SER:C	2:B:77:ALA:HB3	4	1.81
(1,33)	1:A:55:SER:C	2:B:77:ALA:N	4	1.81
(1,33)	1:A:55:SER:C	2:B:77:ALA:O	4	1.81
(1,33)	1:A:55:SER:C	2:B:78:GLY:C	4	1.81
(1,33)	1:A:55:SER:C	2:B:78:GLY:CA	4	1.81
(1,33)	1:A:55:SER:C	2:B:78:GLY:H	4	1.81
(1,33)	1:A:55:SER:C	2:B:78:GLY:HA2	4	1.81
(1,33)	1:A:55:SER:C	2:B:78:GLY:HA3	4	1.81
(1,33)	1:A:55:SER:C	2:B:78:GLY:N	4	1.81
(1,33)	1:A:55:SER:C	2:B:78:GLY:O	4	1.81
(1,33)	1:A:55:SER:C	2:B:79:LYS:C	4	1.81
(1,33)	1:A:55:SER:C	2:B:79:LYS:CA	4	1.81
(1,33)	1:A:55:SER:C	2:B:79:LYS:CB	4	1.81
(1,33)	1:A:55:SER:C	2:B:79:LYS:CD	4	1.81
(1,33)	1:A:55:SER:C	2:B:79:LYS:CE	4	1.81
(1,33)	1:A:55:SER:C	2:B:79:LYS:CG	4	1.81
(1,33)	1:A:55:SER:C	2:B:79:LYS:H	4	1.81
(1,33)	1:A:55:SER:C	2:B:79:LYS:HA	4	1.81
(1,33)	1:A:55:SER:C	2:B:79:LYS:HB2	4	1.81
(1,33)	1:A:55:SER:C	2:B:79:LYS:HB3	4	1.81
(1,33)	1:A:55:SER:C	2:B:79:LYS:HD2	4	1.81
(1,33)	1:A:55:SER:C	2:B:79:LYS:HD3	4	1.81
(1,33)	1:A:55:SER:C	2:B:79:LYS:HE2	4	1.81
(1,33)	1:A:55:SER:C	2:B:79:LYS:HE3	4	1.81
(1,33)	1:A:55:SER:C	2:B:79:LYS:HG2	4	1.81
(1,33)	1:A:55:SER:C	2:B:79:LYS:HG3	4	1.81
(1,33)	1:A:55:SER:C	2:B:79:LYS:HZ1	4	1.81
(1,33)	1:A:55:SER:C	2:B:79:LYS:HZ2	4	1.81
(1,33)	1:A:55:SER:C	2:B:79:LYS:HZ3	4	1.81
(1,33)	1:A:55:SER:C	2:B:79:LYS:N	4	1.81
(1,33)	1:A:55:SER:C	2:B:79:LYS:NZ	4	1.81
(1,33)	1:A:55:SER:C	2:B:79:LYS:O	4	1.81
(1,33)	1:A:55:SER:C	2:B:80:ILE:C	4	1.81
(1,33)	1:A:55:SER:C	2:B:80:ILE:CA	4	1.81
(1,33)	1:A:55:SER:C	2:B:80:ILE:CB	4	1.81
(1,33)	1:A:55:SER:C	2:B:80:ILE:CD1	4	1.81

*Continued on next page...*

*Continued from previous page...*

Key	Atom-1	Atom-2	Model ID	Violation (Å)
(1,33)	1:A:55:SER:C	2:B:80:ILE:CG1	4	1.81
(1,33)	1:A:55:SER:C	2:B:80:ILE:CG2	4	1.81
(1,33)	1:A:55:SER:C	2:B:80:ILE:H	4	1.81
(1,33)	1:A:55:SER:C	2:B:80:ILE:HA	4	1.81
(1,33)	1:A:55:SER:C	2:B:80:ILE:HB	4	1.81
(1,33)	1:A:55:SER:C	2:B:80:ILE:HD11	4	1.81
(1,33)	1:A:55:SER:C	2:B:80:ILE:HD12	4	1.81
(1,33)	1:A:55:SER:C	2:B:80:ILE:HD13	4	1.81
(1,33)	1:A:55:SER:C	2:B:80:ILE:HG12	4	1.81
(1,33)	1:A:55:SER:C	2:B:80:ILE:HG13	4	1.81
(1,33)	1:A:55:SER:C	2:B:80:ILE:HG21	4	1.81
(1,33)	1:A:55:SER:C	2:B:80:ILE:HG22	4	1.81
(1,33)	1:A:55:SER:C	2:B:80:ILE:HG23	4	1.81
(1,33)	1:A:55:SER:C	2:B:80:ILE:N	4	1.81
(1,33)	1:A:55:SER:C	2:B:80:ILE:O	4	1.81
(1,33)	1:A:55:SER:C	2:B:84:GLN:C	4	1.81
(1,33)	1:A:55:SER:C	2:B:84:GLN:CA	4	1.81
(1,33)	1:A:55:SER:C	2:B:84:GLN:CB	4	1.81
(1,33)	1:A:55:SER:C	2:B:84:GLN:CD	4	1.81
(1,33)	1:A:55:SER:C	2:B:84:GLN:CG	4	1.81
(1,33)	1:A:55:SER:C	2:B:84:GLN:H	4	1.81
(1,33)	1:A:55:SER:C	2:B:84:GLN:HA	4	1.81
(1,33)	1:A:55:SER:C	2:B:84:GLN:HB2	4	1.81
(1,33)	1:A:55:SER:C	2:B:84:GLN:HB3	4	1.81
(1,33)	1:A:55:SER:C	2:B:84:GLN:HE21	4	1.81
(1,33)	1:A:55:SER:C	2:B:84:GLN:HE22	4	1.81
(1,33)	1:A:55:SER:C	2:B:84:GLN:HG2	4	1.81
(1,33)	1:A:55:SER:C	2:B:84:GLN:HG3	4	1.81
(1,33)	1:A:55:SER:C	2:B:84:GLN:N	4	1.81
(1,33)	1:A:55:SER:C	2:B:84:GLN:NE2	4	1.81
(1,33)	1:A:55:SER:C	2:B:84:GLN:O	4	1.81
(1,33)	1:A:55:SER:C	2:B:84:GLN:OE1	4	1.81
(1,33)	1:A:55:SER:C	2:B:97:THR:C	4	1.81
(1,33)	1:A:55:SER:C	2:B:97:THR:CA	4	1.81
(1,33)	1:A:55:SER:C	2:B:97:THR:CB	4	1.81
(1,33)	1:A:55:SER:C	2:B:97:THR:CG2	4	1.81
(1,33)	1:A:55:SER:C	2:B:97:THR:H	4	1.81
(1,33)	1:A:55:SER:C	2:B:97:THR:HA	4	1.81
(1,33)	1:A:55:SER:C	2:B:97:THR:HB	4	1.81
(1,33)	1:A:55:SER:C	2:B:97:THR:HG1	4	1.81
(1,33)	1:A:55:SER:C	2:B:97:THR:HG21	4	1.81
(1,33)	1:A:55:SER:C	2:B:97:THR:HG22	4	1.81

*Continued on next page...*

*Continued from previous page...*

Key	Atom-1	Atom-2	Model ID	Violation (Å)
(1,33)	1:A:55:SER:C	2:B:97:THR:HG23	4	1.81
(1,33)	1:A:55:SER:C	2:B:97:THR:N	4	1.81
(1,33)	1:A:55:SER:C	2:B:97:THR:O	4	1.81
(1,33)	1:A:55:SER:C	2:B:97:THR:OG1	4	1.81
(1,33)	1:A:55:SER:C	2:B:99:HIS:C	4	1.81
(1,33)	1:A:55:SER:C	2:B:99:HIS:CA	4	1.81
(1,33)	1:A:55:SER:C	2:B:99:HIS:CB	4	1.81
(1,33)	1:A:55:SER:C	2:B:99:HIS:CD2	4	1.81
(1,33)	1:A:55:SER:C	2:B:99:HIS:CE1	4	1.81
(1,33)	1:A:55:SER:C	2:B:99:HIS:CG	4	1.81
(1,33)	1:A:55:SER:C	2:B:99:HIS:H	4	1.81
(1,33)	1:A:55:SER:C	2:B:99:HIS:HA	4	1.81
(1,33)	1:A:55:SER:C	2:B:99:HIS:HB2	4	1.81
(1,33)	1:A:55:SER:C	2:B:99:HIS:HB3	4	1.81
(1,33)	1:A:55:SER:C	2:B:99:HIS:HD1	4	1.81
(1,33)	1:A:55:SER:C	2:B:99:HIS:HD2	4	1.81
(1,33)	1:A:55:SER:C	2:B:99:HIS:HE1	4	1.81
(1,33)	1:A:55:SER:C	2:B:99:HIS:HE2	4	1.81
(1,33)	1:A:55:SER:C	2:B:99:HIS:N	4	1.81
(1,33)	1:A:55:SER:C	2:B:99:HIS:ND1	4	1.81
(1,33)	1:A:55:SER:C	2:B:99:HIS:NE2	4	1.81
(1,33)	1:A:55:SER:C	2:B:99:HIS:O	4	1.81
(1,33)	1:A:55:SER:C	2:B:101:VAL:C	4	1.81
(1,33)	1:A:55:SER:C	2:B:101:VAL:CA	4	1.81
(1,33)	1:A:55:SER:C	2:B:101:VAL:CB	4	1.81
(1,33)	1:A:55:SER:C	2:B:101:VAL:CG1	4	1.81
(1,33)	1:A:55:SER:C	2:B:101:VAL:CG2	4	1.81
(1,33)	1:A:55:SER:C	2:B:101:VAL:H	4	1.81
(1,33)	1:A:55:SER:C	2:B:101:VAL:HA	4	1.81
(1,33)	1:A:55:SER:C	2:B:101:VAL:HB	4	1.81
(1,33)	1:A:55:SER:C	2:B:101:VAL:HG11	4	1.81
(1,33)	1:A:55:SER:C	2:B:101:VAL:HG12	4	1.81
(1,33)	1:A:55:SER:C	2:B:101:VAL:HG13	4	1.81
(1,33)	1:A:55:SER:C	2:B:101:VAL:HG21	4	1.81
(1,33)	1:A:55:SER:C	2:B:101:VAL:HG22	4	1.81
(1,33)	1:A:55:SER:C	2:B:101:VAL:HG23	4	1.81
(1,33)	1:A:55:SER:C	2:B:101:VAL:N	4	1.81
(1,33)	1:A:55:SER:C	2:B:101:VAL:O	4	1.81
(1,33)	1:A:55:SER:CA	2:B:75:ILE:C	4	1.81
(1,33)	1:A:55:SER:CA	2:B:75:ILE:CA	4	1.81
(1,33)	1:A:55:SER:CA	2:B:75:ILE:CB	4	1.81
(1,33)	1:A:55:SER:CA	2:B:75:ILE:CD1	4	1.81

*Continued on next page...*

*Continued from previous page...*

Key	Atom-1	Atom-2	Model ID	Violation (Å)
(1,33)	1:A:55:SER:CA	2:B:75:ILE:CG1	4	1.81
(1,33)	1:A:55:SER:CA	2:B:75:ILE:CG2	4	1.81
(1,33)	1:A:55:SER:CA	2:B:75:ILE:H	4	1.81
(1,33)	1:A:55:SER:CA	2:B:75:ILE:HA	4	1.81
(1,33)	1:A:55:SER:CA	2:B:75:ILE:HB	4	1.81
(1,33)	1:A:55:SER:CA	2:B:75:ILE:HD11	4	1.81
(1,33)	1:A:55:SER:CA	2:B:75:ILE:HD12	4	1.81
(1,33)	1:A:55:SER:CA	2:B:75:ILE:HD13	4	1.81
(1,33)	1:A:55:SER:CA	2:B:75:ILE:HG12	4	1.81
(1,33)	1:A:55:SER:CA	2:B:75:ILE:HG13	4	1.81
(1,33)	1:A:55:SER:CA	2:B:75:ILE:HG21	4	1.81
(1,33)	1:A:55:SER:CA	2:B:75:ILE:HG22	4	1.81
(1,33)	1:A:55:SER:CA	2:B:75:ILE:HG23	4	1.81
(1,33)	1:A:55:SER:CA	2:B:75:ILE:N	4	1.81
(1,33)	1:A:55:SER:CA	2:B:75:ILE:O	4	1.81
(1,33)	1:A:55:SER:CA	2:B:77:ALA:C	4	1.81
(1,33)	1:A:55:SER:CA	2:B:77:ALA:CA	4	1.81
(1,33)	1:A:55:SER:CA	2:B:77:ALA:CB	4	1.81
(1,33)	1:A:55:SER:CA	2:B:77:ALA:H	4	1.81
(1,33)	1:A:55:SER:CA	2:B:77:ALA:HA	4	1.81
(1,33)	1:A:55:SER:CA	2:B:77:ALA:HB1	4	1.81
(1,33)	1:A:55:SER:CA	2:B:77:ALA:HB2	4	1.81
(1,33)	1:A:55:SER:CA	2:B:77:ALA:HB3	4	1.81
(1,33)	1:A:55:SER:CA	2:B:77:ALA:N	4	1.81
(1,33)	1:A:55:SER:CA	2:B:77:ALA:O	4	1.81
(1,33)	1:A:55:SER:CA	2:B:78:GLY:C	4	1.81
(1,33)	1:A:55:SER:CA	2:B:78:GLY:CA	4	1.81
(1,33)	1:A:55:SER:CA	2:B:78:GLY:H	4	1.81
(1,33)	1:A:55:SER:CA	2:B:78:GLY:HA2	4	1.81
(1,33)	1:A:55:SER:CA	2:B:78:GLY:HA3	4	1.81
(1,33)	1:A:55:SER:CA	2:B:78:GLY:N	4	1.81
(1,33)	1:A:55:SER:CA	2:B:78:GLY:O	4	1.81
(1,33)	1:A:55:SER:CA	2:B:79:LYS:C	4	1.81
(1,33)	1:A:55:SER:CA	2:B:79:LYS:CA	4	1.81
(1,33)	1:A:55:SER:CA	2:B:79:LYS:CB	4	1.81
(1,33)	1:A:55:SER:CA	2:B:79:LYS:CD	4	1.81
(1,33)	1:A:55:SER:CA	2:B:79:LYS:CE	4	1.81
(1,33)	1:A:55:SER:CA	2:B:79:LYS:CG	4	1.81
(1,33)	1:A:55:SER:CA	2:B:79:LYS:H	4	1.81
(1,33)	1:A:55:SER:CA	2:B:79:LYS:HA	4	1.81
(1,33)	1:A:55:SER:CA	2:B:79:LYS:HB2	4	1.81
(1,33)	1:A:55:SER:CA	2:B:79:LYS:HB3	4	1.81

*Continued on next page...*

*Continued from previous page...*

Key	Atom-1	Atom-2	Model ID	Violation (Å)
(1,33)	1:A:55:SER:CA	2:B:79:LYS:HD2	4	1.81
(1,33)	1:A:55:SER:CA	2:B:79:LYS:HD3	4	1.81
(1,33)	1:A:55:SER:CA	2:B:79:LYS:HE2	4	1.81
(1,33)	1:A:55:SER:CA	2:B:79:LYS:HE3	4	1.81
(1,33)	1:A:55:SER:CA	2:B:79:LYS:HG2	4	1.81
(1,33)	1:A:55:SER:CA	2:B:79:LYS:HG3	4	1.81
(1,33)	1:A:55:SER:CA	2:B:79:LYS:HZ1	4	1.81
(1,33)	1:A:55:SER:CA	2:B:79:LYS:HZ2	4	1.81
(1,33)	1:A:55:SER:CA	2:B:79:LYS:HZ3	4	1.81
(1,33)	1:A:55:SER:CA	2:B:79:LYS:N	4	1.81
(1,33)	1:A:55:SER:CA	2:B:79:LYS:NZ	4	1.81
(1,33)	1:A:55:SER:CA	2:B:79:LYS:O	4	1.81
(1,33)	1:A:55:SER:CA	2:B:80:ILE:C	4	1.81
(1,33)	1:A:55:SER:CA	2:B:80:ILE:CA	4	1.81
(1,33)	1:A:55:SER:CA	2:B:80:ILE:CB	4	1.81
(1,33)	1:A:55:SER:CA	2:B:80:ILE:CD1	4	1.81
(1,33)	1:A:55:SER:CA	2:B:80:ILE:CG1	4	1.81
(1,33)	1:A:55:SER:CA	2:B:80:ILE:CG2	4	1.81
(1,33)	1:A:55:SER:CA	2:B:80:ILE:H	4	1.81
(1,33)	1:A:55:SER:CA	2:B:80:ILE:HA	4	1.81
(1,33)	1:A:55:SER:CA	2:B:80:ILE:HB	4	1.81
(1,33)	1:A:55:SER:CA	2:B:80:ILE:HD11	4	1.81
(1,33)	1:A:55:SER:CA	2:B:80:ILE:HD12	4	1.81
(1,33)	1:A:55:SER:CA	2:B:80:ILE:HD13	4	1.81
(1,33)	1:A:55:SER:CA	2:B:80:ILE:HG12	4	1.81
(1,33)	1:A:55:SER:CA	2:B:80:ILE:HG13	4	1.81
(1,33)	1:A:55:SER:CA	2:B:80:ILE:HG21	4	1.81
(1,33)	1:A:55:SER:CA	2:B:80:ILE:HG22	4	1.81
(1,33)	1:A:55:SER:CA	2:B:80:ILE:HG23	4	1.81
(1,33)	1:A:55:SER:CA	2:B:80:ILE:N	4	1.81
(1,33)	1:A:55:SER:CA	2:B:80:ILE:O	4	1.81
(1,33)	1:A:55:SER:CA	2:B:84:GLN:C	4	1.81
(1,33)	1:A:55:SER:CA	2:B:84:GLN:CA	4	1.81
(1,33)	1:A:55:SER:CA	2:B:84:GLN:CB	4	1.81
(1,33)	1:A:55:SER:CA	2:B:84:GLN:CD	4	1.81
(1,33)	1:A:55:SER:CA	2:B:84:GLN:CG	4	1.81
(1,33)	1:A:55:SER:CA	2:B:84:GLN:H	4	1.81
(1,33)	1:A:55:SER:CA	2:B:84:GLN:HA	4	1.81
(1,33)	1:A:55:SER:CA	2:B:84:GLN:HB2	4	1.81
(1,33)	1:A:55:SER:CA	2:B:84:GLN:HB3	4	1.81
(1,33)	1:A:55:SER:CA	2:B:84:GLN:HE21	4	1.81
(1,33)	1:A:55:SER:CA	2:B:84:GLN:HE22	4	1.81

*Continued on next page...*

*Continued from previous page...*

Key	Atom-1	Atom-2	Model ID	Violation (Å)
(1,33)	1:A:55:SER:CA	2:B:84:GLN:HG2	4	1.81
(1,33)	1:A:55:SER:CA	2:B:84:GLN:HG3	4	1.81
(1,33)	1:A:55:SER:CA	2:B:84:GLN:N	4	1.81
(1,33)	1:A:55:SER:CA	2:B:84:GLN:NE2	4	1.81
(1,33)	1:A:55:SER:CA	2:B:84:GLN:O	4	1.81
(1,33)	1:A:55:SER:CA	2:B:84:GLN:OE1	4	1.81
(1,33)	1:A:55:SER:CA	2:B:97:THR:C	4	1.81
(1,33)	1:A:55:SER:CA	2:B:97:THR:CA	4	1.81
(1,33)	1:A:55:SER:CA	2:B:97:THR:CB	4	1.81
(1,33)	1:A:55:SER:CA	2:B:97:THR:CG2	4	1.81
(1,33)	1:A:55:SER:CA	2:B:97:THR:H	4	1.81
(1,33)	1:A:55:SER:CA	2:B:97:THR:HA	4	1.81
(1,33)	1:A:55:SER:CA	2:B:97:THR:HB	4	1.81
(1,33)	1:A:55:SER:CA	2:B:97:THR:HG1	4	1.81
(1,33)	1:A:55:SER:CA	2:B:97:THR:HG21	4	1.81
(1,33)	1:A:55:SER:CA	2:B:97:THR:HG22	4	1.81
(1,33)	1:A:55:SER:CA	2:B:97:THR:HG23	4	1.81
(1,33)	1:A:55:SER:CA	2:B:97:THR:N	4	1.81
(1,33)	1:A:55:SER:CA	2:B:97:THR:O	4	1.81
(1,33)	1:A:55:SER:CA	2:B:97:THR:OG1	4	1.81
(1,33)	1:A:55:SER:CA	2:B:99:HIS:C	4	1.81
(1,33)	1:A:55:SER:CA	2:B:99:HIS:CA	4	1.81
(1,33)	1:A:55:SER:CA	2:B:99:HIS:CB	4	1.81
(1,33)	1:A:55:SER:CA	2:B:99:HIS:CD2	4	1.81
(1,33)	1:A:55:SER:CA	2:B:99:HIS:CE1	4	1.81
(1,33)	1:A:55:SER:CA	2:B:99:HIS:CG	4	1.81
(1,33)	1:A:55:SER:CA	2:B:99:HIS:H	4	1.81
(1,33)	1:A:55:SER:CA	2:B:99:HIS:HA	4	1.81
(1,33)	1:A:55:SER:CA	2:B:99:HIS:HB2	4	1.81
(1,33)	1:A:55:SER:CA	2:B:99:HIS:HB3	4	1.81
(1,33)	1:A:55:SER:CA	2:B:99:HIS:HD1	4	1.81
(1,33)	1:A:55:SER:CA	2:B:99:HIS:HD2	4	1.81
(1,33)	1:A:55:SER:CA	2:B:99:HIS:HE1	4	1.81
(1,33)	1:A:55:SER:CA	2:B:99:HIS:HE2	4	1.81
(1,33)	1:A:55:SER:CA	2:B:99:HIS:N	4	1.81
(1,33)	1:A:55:SER:CA	2:B:99:HIS:ND1	4	1.81
(1,33)	1:A:55:SER:CA	2:B:99:HIS:NE2	4	1.81
(1,33)	1:A:55:SER:CA	2:B:99:HIS:O	4	1.81
(1,33)	1:A:55:SER:CA	2:B:101:VAL:C	4	1.81
(1,33)	1:A:55:SER:CA	2:B:101:VAL:CA	4	1.81
(1,33)	1:A:55:SER:CA	2:B:101:VAL:CB	4	1.81
(1,33)	1:A:55:SER:CA	2:B:101:VAL:CG1	4	1.81

*Continued on next page...*

*Continued from previous page...*

Key	Atom-1	Atom-2	Model ID	Violation (Å)
(1,33)	1:A:55:SER:CA	2:B:101:VAL:CG2	4	1.81
(1,33)	1:A:55:SER:CA	2:B:101:VAL:H	4	1.81
(1,33)	1:A:55:SER:CA	2:B:101:VAL:HA	4	1.81
(1,33)	1:A:55:SER:CA	2:B:101:VAL:HB	4	1.81
(1,33)	1:A:55:SER:CA	2:B:101:VAL:HG11	4	1.81
(1,33)	1:A:55:SER:CA	2:B:101:VAL:HG12	4	1.81
(1,33)	1:A:55:SER:CA	2:B:101:VAL:HG13	4	1.81
(1,33)	1:A:55:SER:CA	2:B:101:VAL:HG21	4	1.81
(1,33)	1:A:55:SER:CA	2:B:101:VAL:HG22	4	1.81
(1,33)	1:A:55:SER:CA	2:B:101:VAL:HG23	4	1.81
(1,33)	1:A:55:SER:CA	2:B:101:VAL:N	4	1.81
(1,33)	1:A:55:SER:CA	2:B:101:VAL:O	4	1.81
(1,33)	1:A:55:SER:CB	2:B:75:ILE:C	4	1.81
(1,33)	1:A:55:SER:CB	2:B:75:ILE:CA	4	1.81
(1,33)	1:A:55:SER:CB	2:B:75:ILE:CB	4	1.81
(1,33)	1:A:55:SER:CB	2:B:75:ILE:CD1	4	1.81
(1,33)	1:A:55:SER:CB	2:B:75:ILE:CG1	4	1.81
(1,33)	1:A:55:SER:CB	2:B:75:ILE:CG2	4	1.81
(1,33)	1:A:55:SER:CB	2:B:75:ILE:H	4	1.81
(1,33)	1:A:55:SER:CB	2:B:75:ILE:HA	4	1.81
(1,33)	1:A:55:SER:CB	2:B:75:ILE:HB	4	1.81
(1,33)	1:A:55:SER:CB	2:B:75:ILE:HD11	4	1.81
(1,33)	1:A:55:SER:CB	2:B:75:ILE:HD12	4	1.81
(1,33)	1:A:55:SER:CB	2:B:75:ILE:HD13	4	1.81
(1,33)	1:A:55:SER:CB	2:B:75:ILE:HG12	4	1.81
(1,33)	1:A:55:SER:CB	2:B:75:ILE:HG13	4	1.81
(1,33)	1:A:55:SER:CB	2:B:75:ILE:HG21	4	1.81
(1,33)	1:A:55:SER:CB	2:B:75:ILE:HG22	4	1.81
(1,33)	1:A:55:SER:CB	2:B:75:ILE:HG23	4	1.81
(1,33)	1:A:55:SER:CB	2:B:75:ILE:N	4	1.81
(1,33)	1:A:55:SER:CB	2:B:75:ILE:O	4	1.81
(1,33)	1:A:55:SER:CB	2:B:77:ALA:C	4	1.81
(1,33)	1:A:55:SER:CB	2:B:77:ALA:CA	4	1.81
(1,33)	1:A:55:SER:CB	2:B:77:ALA:CB	4	1.81
(1,33)	1:A:55:SER:CB	2:B:77:ALA:H	4	1.81
(1,33)	1:A:55:SER:CB	2:B:77:ALA:HA	4	1.81
(1,33)	1:A:55:SER:CB	2:B:77:ALA:HB1	4	1.81
(1,33)	1:A:55:SER:CB	2:B:77:ALA:HB2	4	1.81
(1,33)	1:A:55:SER:CB	2:B:77:ALA:HB3	4	1.81
(1,33)	1:A:55:SER:CB	2:B:77:ALA:N	4	1.81
(1,33)	1:A:55:SER:CB	2:B:77:ALA:O	4	1.81
(1,33)	1:A:55:SER:CB	2:B:78:GLY:C	4	1.81

*Continued on next page...*



*Continued from previous page...*

Key	Atom-1	Atom-2	Model ID	Violation (Å)
(1,33)	1:A:55:SER:CB	2:B:78:GLY:CA	4	1.81
(1,33)	1:A:55:SER:CB	2:B:78:GLY:H	4	1.81
(1,33)	1:A:55:SER:CB	2:B:78:GLY:HA2	4	1.81
(1,33)	1:A:55:SER:CB	2:B:78:GLY:HA3	4	1.81
(1,33)	1:A:55:SER:CB	2:B:78:GLY:N	4	1.81
(1,33)	1:A:55:SER:CB	2:B:78:GLY:O	4	1.81
(1,33)	1:A:55:SER:CB	2:B:79:LYS:C	4	1.81
(1,33)	1:A:55:SER:CB	2:B:79:LYS:CA	4	1.81
(1,33)	1:A:55:SER:CB	2:B:79:LYS:CB	4	1.81
(1,33)	1:A:55:SER:CB	2:B:79:LYS:CD	4	1.81
(1,33)	1:A:55:SER:CB	2:B:79:LYS:CE	4	1.81
(1,33)	1:A:55:SER:CB	2:B:79:LYS:CG	4	1.81
(1,33)	1:A:55:SER:CB	2:B:79:LYS:H	4	1.81
(1,33)	1:A:55:SER:CB	2:B:79:LYS:HA	4	1.81
(1,33)	1:A:55:SER:CB	2:B:79:LYS:HB2	4	1.81
(1,33)	1:A:55:SER:CB	2:B:79:LYS:HB3	4	1.81
(1,33)	1:A:55:SER:CB	2:B:79:LYS:HD2	4	1.81
(1,33)	1:A:55:SER:CB	2:B:79:LYS:HD3	4	1.81
(1,33)	1:A:55:SER:CB	2:B:79:LYS:HE2	4	1.81
(1,33)	1:A:55:SER:CB	2:B:79:LYS:HE3	4	1.81
(1,33)	1:A:55:SER:CB	2:B:79:LYS:HG2	4	1.81
(1,33)	1:A:55:SER:CB	2:B:79:LYS:HG3	4	1.81
(1,33)	1:A:55:SER:CB	2:B:79:LYS:HZ1	4	1.81
(1,33)	1:A:55:SER:CB	2:B:79:LYS:HZ2	4	1.81
(1,33)	1:A:55:SER:CB	2:B:79:LYS:HZ3	4	1.81
(1,33)	1:A:55:SER:CB	2:B:79:LYS:N	4	1.81
(1,33)	1:A:55:SER:CB	2:B:79:LYS:NZ	4	1.81
(1,33)	1:A:55:SER:CB	2:B:79:LYS:O	4	1.81
(1,33)	1:A:55:SER:CB	2:B:80:ILE:C	4	1.81
(1,33)	1:A:55:SER:CB	2:B:80:ILE:CA	4	1.81
(1,33)	1:A:55:SER:CB	2:B:80:ILE:CB	4	1.81
(1,33)	1:A:55:SER:CB	2:B:80:ILE:CD1	4	1.81
(1,33)	1:A:55:SER:CB	2:B:80:ILE:CG1	4	1.81
(1,33)	1:A:55:SER:CB	2:B:80:ILE:CG2	4	1.81
(1,33)	1:A:55:SER:CB	2:B:80:ILE:H	4	1.81
(1,33)	1:A:55:SER:CB	2:B:80:ILE:HA	4	1.81
(1,33)	1:A:55:SER:CB	2:B:80:ILE:HB	4	1.81
(1,33)	1:A:55:SER:CB	2:B:80:ILE:HD11	4	1.81
(1,33)	1:A:55:SER:CB	2:B:80:ILE:HD12	4	1.81
(1,33)	1:A:55:SER:CB	2:B:80:ILE:HD13	4	1.81
(1,33)	1:A:55:SER:CB	2:B:80:ILE:HG12	4	1.81
(1,33)	1:A:55:SER:CB	2:B:80:ILE:HG13	4	1.81

*Continued on next page...*

*Continued from previous page...*

Key	Atom-1	Atom-2	Model ID	Violation (Å)
(1,33)	1:A:55:SER:CB	2:B:80:ILE:HG21	4	1.81
(1,33)	1:A:55:SER:CB	2:B:80:ILE:HG22	4	1.81
(1,33)	1:A:55:SER:CB	2:B:80:ILE:HG23	4	1.81
(1,33)	1:A:55:SER:CB	2:B:80:ILE:N	4	1.81
(1,33)	1:A:55:SER:CB	2:B:80:ILE:O	4	1.81
(1,33)	1:A:55:SER:CB	2:B:84:GLN:C	4	1.81
(1,33)	1:A:55:SER:CB	2:B:84:GLN:CA	4	1.81
(1,33)	1:A:55:SER:CB	2:B:84:GLN:CB	4	1.81
(1,33)	1:A:55:SER:CB	2:B:84:GLN:CD	4	1.81
(1,33)	1:A:55:SER:CB	2:B:84:GLN:CG	4	1.81
(1,33)	1:A:55:SER:CB	2:B:84:GLN:H	4	1.81
(1,33)	1:A:55:SER:CB	2:B:84:GLN:HA	4	1.81
(1,33)	1:A:55:SER:CB	2:B:84:GLN:HB2	4	1.81
(1,33)	1:A:55:SER:CB	2:B:84:GLN:HB3	4	1.81
(1,33)	1:A:55:SER:CB	2:B:84:GLN:HE21	4	1.81
(1,33)	1:A:55:SER:CB	2:B:84:GLN:HE22	4	1.81
(1,33)	1:A:55:SER:CB	2:B:84:GLN:HG2	4	1.81
(1,33)	1:A:55:SER:CB	2:B:84:GLN:HG3	4	1.81
(1,33)	1:A:55:SER:CB	2:B:84:GLN:N	4	1.81
(1,33)	1:A:55:SER:CB	2:B:84:GLN:NE2	4	1.81
(1,33)	1:A:55:SER:CB	2:B:84:GLN:O	4	1.81
(1,33)	1:A:55:SER:CB	2:B:84:GLN:OE1	4	1.81
(1,33)	1:A:55:SER:CB	2:B:97:THR:C	4	1.81
(1,33)	1:A:55:SER:CB	2:B:97:THR:CA	4	1.81
(1,33)	1:A:55:SER:CB	2:B:97:THR:CB	4	1.81
(1,33)	1:A:55:SER:CB	2:B:97:THR:CG2	4	1.81
(1,33)	1:A:55:SER:CB	2:B:97:THR:H	4	1.81
(1,33)	1:A:55:SER:CB	2:B:97:THR:HA	4	1.81
(1,33)	1:A:55:SER:CB	2:B:97:THR:HB	4	1.81
(1,33)	1:A:55:SER:CB	2:B:97:THR:HG1	4	1.81
(1,33)	1:A:55:SER:CB	2:B:97:THR:HG21	4	1.81
(1,33)	1:A:55:SER:CB	2:B:97:THR:HG22	4	1.81
(1,33)	1:A:55:SER:CB	2:B:97:THR:HG23	4	1.81
(1,33)	1:A:55:SER:CB	2:B:97:THR:N	4	1.81
(1,33)	1:A:55:SER:CB	2:B:97:THR:O	4	1.81
(1,33)	1:A:55:SER:CB	2:B:97:THR:OG1	4	1.81
(1,33)	1:A:55:SER:CB	2:B:99:HIS:C	4	1.81
(1,33)	1:A:55:SER:CB	2:B:99:HIS:CA	4	1.81
(1,33)	1:A:55:SER:CB	2:B:99:HIS:CB	4	1.81
(1,33)	1:A:55:SER:CB	2:B:99:HIS:CD2	4	1.81
(1,33)	1:A:55:SER:CB	2:B:99:HIS:CE1	4	1.81
(1,33)	1:A:55:SER:CB	2:B:99:HIS:CG	4	1.81

*Continued on next page...*

*Continued from previous page...*

Key	Atom-1	Atom-2	Model ID	Violation (Å)
(1,33)	1:A:55:SER:CB	2:B:99:HIS:H	4	1.81
(1,33)	1:A:55:SER:CB	2:B:99:HIS:HA	4	1.81
(1,33)	1:A:55:SER:CB	2:B:99:HIS:HB2	4	1.81
(1,33)	1:A:55:SER:CB	2:B:99:HIS:HB3	4	1.81
(1,33)	1:A:55:SER:CB	2:B:99:HIS:HD1	4	1.81
(1,33)	1:A:55:SER:CB	2:B:99:HIS:HD2	4	1.81
(1,33)	1:A:55:SER:CB	2:B:99:HIS:HE1	4	1.81
(1,33)	1:A:55:SER:CB	2:B:99:HIS:HE2	4	1.81
(1,33)	1:A:55:SER:CB	2:B:99:HIS:N	4	1.81
(1,33)	1:A:55:SER:CB	2:B:99:HIS:ND1	4	1.81
(1,33)	1:A:55:SER:CB	2:B:99:HIS:NE2	4	1.81
(1,33)	1:A:55:SER:CB	2:B:99:HIS:O	4	1.81
(1,33)	1:A:55:SER:CB	2:B:101:VAL:C	4	1.81
(1,33)	1:A:55:SER:CB	2:B:101:VAL:CA	4	1.81
(1,33)	1:A:55:SER:CB	2:B:101:VAL:CB	4	1.81
(1,33)	1:A:55:SER:CB	2:B:101:VAL:CG1	4	1.81
(1,33)	1:A:55:SER:CB	2:B:101:VAL:CG2	4	1.81
(1,33)	1:A:55:SER:CB	2:B:101:VAL:H	4	1.81
(1,33)	1:A:55:SER:CB	2:B:101:VAL:HA	4	1.81
(1,33)	1:A:55:SER:CB	2:B:101:VAL:HB	4	1.81
(1,33)	1:A:55:SER:CB	2:B:101:VAL:HG11	4	1.81
(1,33)	1:A:55:SER:CB	2:B:101:VAL:HG12	4	1.81
(1,33)	1:A:55:SER:CB	2:B:101:VAL:HG13	4	1.81
(1,33)	1:A:55:SER:CB	2:B:101:VAL:HG21	4	1.81
(1,33)	1:A:55:SER:CB	2:B:101:VAL:HG22	4	1.81
(1,33)	1:A:55:SER:CB	2:B:101:VAL:HG23	4	1.81
(1,33)	1:A:55:SER:CB	2:B:101:VAL:N	4	1.81
(1,33)	1:A:55:SER:CB	2:B:101:VAL:O	4	1.81
(1,33)	1:A:55:SER:H	2:B:75:ILE:C	4	1.81
(1,33)	1:A:55:SER:H	2:B:75:ILE:CA	4	1.81
(1,33)	1:A:55:SER:H	2:B:75:ILE:CB	4	1.81
(1,33)	1:A:55:SER:H	2:B:75:ILE:CD1	4	1.81
(1,33)	1:A:55:SER:H	2:B:75:ILE:CG1	4	1.81
(1,33)	1:A:55:SER:H	2:B:75:ILE:CG2	4	1.81
(1,33)	1:A:55:SER:H	2:B:75:ILE:H	4	1.81
(1,33)	1:A:55:SER:H	2:B:75:ILE:HA	4	1.81
(1,33)	1:A:55:SER:H	2:B:75:ILE:HB	4	1.81
(1,33)	1:A:55:SER:H	2:B:75:ILE:HD11	4	1.81
(1,33)	1:A:55:SER:H	2:B:75:ILE:HD12	4	1.81
(1,33)	1:A:55:SER:H	2:B:75:ILE:HD13	4	1.81
(1,33)	1:A:55:SER:H	2:B:75:ILE:HG12	4	1.81
(1,33)	1:A:55:SER:H	2:B:75:ILE:HG13	4	1.81

*Continued on next page...*

*Continued from previous page...*

Key	Atom-1	Atom-2	Model ID	Violation (Å)
(1,33)	1:A:55:SER:H	2:B:75:ILE:HG21	4	1.81
(1,33)	1:A:55:SER:H	2:B:75:ILE:HG22	4	1.81
(1,33)	1:A:55:SER:H	2:B:75:ILE:HG23	4	1.81
(1,33)	1:A:55:SER:H	2:B:75:ILE:N	4	1.81
(1,33)	1:A:55:SER:H	2:B:75:ILE:O	4	1.81
(1,33)	1:A:55:SER:H	2:B:77:ALA:C	4	1.81
(1,33)	1:A:55:SER:H	2:B:77:ALA:CA	4	1.81
(1,33)	1:A:55:SER:H	2:B:77:ALA:CB	4	1.81
(1,33)	1:A:55:SER:H	2:B:77:ALA:H	4	1.81
(1,33)	1:A:55:SER:H	2:B:77:ALA:HA	4	1.81
(1,33)	1:A:55:SER:H	2:B:77:ALA:HB1	4	1.81
(1,33)	1:A:55:SER:H	2:B:77:ALA:HB2	4	1.81
(1,33)	1:A:55:SER:H	2:B:77:ALA:HB3	4	1.81
(1,33)	1:A:55:SER:H	2:B:77:ALA:N	4	1.81
(1,33)	1:A:55:SER:H	2:B:77:ALA:O	4	1.81
(1,33)	1:A:55:SER:H	2:B:78:GLY:C	4	1.81
(1,33)	1:A:55:SER:H	2:B:78:GLY:CA	4	1.81
(1,33)	1:A:55:SER:H	2:B:78:GLY:H	4	1.81
(1,33)	1:A:55:SER:H	2:B:78:GLY:HA2	4	1.81
(1,33)	1:A:55:SER:H	2:B:78:GLY:HA3	4	1.81
(1,33)	1:A:55:SER:H	2:B:78:GLY:N	4	1.81
(1,33)	1:A:55:SER:H	2:B:78:GLY:O	4	1.81
(1,33)	1:A:55:SER:H	2:B:79:LYS:C	4	1.81
(1,33)	1:A:55:SER:H	2:B:79:LYS:CA	4	1.81
(1,33)	1:A:55:SER:H	2:B:79:LYS:CB	4	1.81
(1,33)	1:A:55:SER:H	2:B:79:LYS:CD	4	1.81
(1,33)	1:A:55:SER:H	2:B:79:LYS:CE	4	1.81
(1,33)	1:A:55:SER:H	2:B:79:LYS:CG	4	1.81
(1,33)	1:A:55:SER:H	2:B:79:LYS:H	4	1.81
(1,33)	1:A:55:SER:H	2:B:79:LYS:HA	4	1.81
(1,33)	1:A:55:SER:H	2:B:79:LYS:HB2	4	1.81
(1,33)	1:A:55:SER:H	2:B:79:LYS:HB3	4	1.81
(1,33)	1:A:55:SER:H	2:B:79:LYS:HD2	4	1.81
(1,33)	1:A:55:SER:H	2:B:79:LYS:HD3	4	1.81
(1,33)	1:A:55:SER:H	2:B:79:LYS:HE2	4	1.81
(1,33)	1:A:55:SER:H	2:B:79:LYS:HE3	4	1.81
(1,33)	1:A:55:SER:H	2:B:79:LYS:HG2	4	1.81
(1,33)	1:A:55:SER:H	2:B:79:LYS:HG3	4	1.81
(1,33)	1:A:55:SER:H	2:B:79:LYS:HZ1	4	1.81
(1,33)	1:A:55:SER:H	2:B:79:LYS:HZ2	4	1.81
(1,33)	1:A:55:SER:H	2:B:79:LYS:HZ3	4	1.81
(1,33)	1:A:55:SER:H	2:B:79:LYS:N	4	1.81

*Continued on next page...*

*Continued from previous page...*

Key	Atom-1	Atom-2	Model ID	Violation (Å)
(1,33)	1:A:55:SER:H	2:B:79:LYS:NZ	4	1.81
(1,33)	1:A:55:SER:H	2:B:79:LYS:O	4	1.81
(1,33)	1:A:55:SER:H	2:B:80:ILE:C	4	1.81
(1,33)	1:A:55:SER:H	2:B:80:ILE:CA	4	1.81
(1,33)	1:A:55:SER:H	2:B:80:ILE:CB	4	1.81
(1,33)	1:A:55:SER:H	2:B:80:ILE:CD1	4	1.81
(1,33)	1:A:55:SER:H	2:B:80:ILE:CG1	4	1.81
(1,33)	1:A:55:SER:H	2:B:80:ILE:CG2	4	1.81
(1,33)	1:A:55:SER:H	2:B:80:ILE:H	4	1.81
(1,33)	1:A:55:SER:H	2:B:80:ILE:HA	4	1.81
(1,33)	1:A:55:SER:H	2:B:80:ILE:HB	4	1.81
(1,33)	1:A:55:SER:H	2:B:80:ILE:HD11	4	1.81
(1,33)	1:A:55:SER:H	2:B:80:ILE:HD12	4	1.81
(1,33)	1:A:55:SER:H	2:B:80:ILE:HD13	4	1.81
(1,33)	1:A:55:SER:H	2:B:80:ILE:HG12	4	1.81
(1,33)	1:A:55:SER:H	2:B:80:ILE:HG13	4	1.81
(1,33)	1:A:55:SER:H	2:B:80:ILE:HG21	4	1.81
(1,33)	1:A:55:SER:H	2:B:80:ILE:HG22	4	1.81
(1,33)	1:A:55:SER:H	2:B:80:ILE:HG23	4	1.81
(1,33)	1:A:55:SER:H	2:B:80:ILE:N	4	1.81
(1,33)	1:A:55:SER:H	2:B:80:ILE:O	4	1.81
(1,33)	1:A:55:SER:H	2:B:84:GLN:C	4	1.81
(1,33)	1:A:55:SER:H	2:B:84:GLN:CA	4	1.81
(1,33)	1:A:55:SER:H	2:B:84:GLN:CB	4	1.81
(1,33)	1:A:55:SER:H	2:B:84:GLN:CD	4	1.81
(1,33)	1:A:55:SER:H	2:B:84:GLN:CG	4	1.81
(1,33)	1:A:55:SER:H	2:B:84:GLN:H	4	1.81
(1,33)	1:A:55:SER:H	2:B:84:GLN:HA	4	1.81
(1,33)	1:A:55:SER:H	2:B:84:GLN:HB2	4	1.81
(1,33)	1:A:55:SER:H	2:B:84:GLN:HB3	4	1.81
(1,33)	1:A:55:SER:H	2:B:84:GLN:HE21	4	1.81
(1,33)	1:A:55:SER:H	2:B:84:GLN:HE22	4	1.81
(1,33)	1:A:55:SER:H	2:B:84:GLN:HG2	4	1.81
(1,33)	1:A:55:SER:H	2:B:84:GLN:HG3	4	1.81
(1,33)	1:A:55:SER:H	2:B:84:GLN:N	4	1.81
(1,33)	1:A:55:SER:H	2:B:84:GLN:NE2	4	1.81
(1,33)	1:A:55:SER:H	2:B:84:GLN:O	4	1.81
(1,33)	1:A:55:SER:H	2:B:84:GLN:OE1	4	1.81
(1,33)	1:A:55:SER:H	2:B:97:THR:C	4	1.81
(1,33)	1:A:55:SER:H	2:B:97:THR:CA	4	1.81
(1,33)	1:A:55:SER:H	2:B:97:THR:CB	4	1.81
(1,33)	1:A:55:SER:H	2:B:97:THR:CG2	4	1.81

*Continued on next page...*

*Continued from previous page...*

Key	Atom-1	Atom-2	Model ID	Violation (Å)
(1,33)	1:A:55:SER:H	2:B:97:THR:H	4	1.81
(1,33)	1:A:55:SER:H	2:B:97:THR:HA	4	1.81
(1,33)	1:A:55:SER:H	2:B:97:THR:HB	4	1.81
(1,33)	1:A:55:SER:H	2:B:97:THR:HG1	4	1.81
(1,33)	1:A:55:SER:H	2:B:97:THR:HG21	4	1.81
(1,33)	1:A:55:SER:H	2:B:97:THR:HG22	4	1.81
(1,33)	1:A:55:SER:H	2:B:97:THR:HG23	4	1.81
(1,33)	1:A:55:SER:H	2:B:97:THR:N	4	1.81
(1,33)	1:A:55:SER:H	2:B:97:THR:O	4	1.81
(1,33)	1:A:55:SER:H	2:B:97:THR:OG1	4	1.81
(1,33)	1:A:55:SER:H	2:B:99:HIS:C	4	1.81
(1,33)	1:A:55:SER:H	2:B:99:HIS:CA	4	1.81
(1,33)	1:A:55:SER:H	2:B:99:HIS:CB	4	1.81
(1,33)	1:A:55:SER:H	2:B:99:HIS:CD2	4	1.81
(1,33)	1:A:55:SER:H	2:B:99:HIS:CE1	4	1.81
(1,33)	1:A:55:SER:H	2:B:99:HIS:CG	4	1.81
(1,33)	1:A:55:SER:H	2:B:99:HIS:H	4	1.81
(1,33)	1:A:55:SER:H	2:B:99:HIS:HA	4	1.81
(1,33)	1:A:55:SER:H	2:B:99:HIS:HB2	4	1.81
(1,33)	1:A:55:SER:H	2:B:99:HIS:HB3	4	1.81
(1,33)	1:A:55:SER:H	2:B:99:HIS:HD1	4	1.81
(1,33)	1:A:55:SER:H	2:B:99:HIS:HD2	4	1.81
(1,33)	1:A:55:SER:H	2:B:99:HIS:HE1	4	1.81
(1,33)	1:A:55:SER:H	2:B:99:HIS:HE2	4	1.81
(1,33)	1:A:55:SER:H	2:B:99:HIS:N	4	1.81
(1,33)	1:A:55:SER:H	2:B:99:HIS:ND1	4	1.81
(1,33)	1:A:55:SER:H	2:B:99:HIS:NE2	4	1.81
(1,33)	1:A:55:SER:H	2:B:99:HIS:O	4	1.81
(1,33)	1:A:55:SER:H	2:B:101:VAL:C	4	1.81
(1,33)	1:A:55:SER:H	2:B:101:VAL:CA	4	1.81
(1,33)	1:A:55:SER:H	2:B:101:VAL:CB	4	1.81
(1,33)	1:A:55:SER:H	2:B:101:VAL:CG1	4	1.81
(1,33)	1:A:55:SER:H	2:B:101:VAL:CG2	4	1.81
(1,33)	1:A:55:SER:H	2:B:101:VAL:H	4	1.81
(1,33)	1:A:55:SER:H	2:B:101:VAL:HA	4	1.81
(1,33)	1:A:55:SER:H	2:B:101:VAL:HB	4	1.81
(1,33)	1:A:55:SER:H	2:B:101:VAL:HG11	4	1.81
(1,33)	1:A:55:SER:H	2:B:101:VAL:HG12	4	1.81
(1,33)	1:A:55:SER:H	2:B:101:VAL:HG13	4	1.81
(1,33)	1:A:55:SER:H	2:B:101:VAL:HG21	4	1.81
(1,33)	1:A:55:SER:H	2:B:101:VAL:HG22	4	1.81
(1,33)	1:A:55:SER:H	2:B:101:VAL:HG23	4	1.81

*Continued on next page...*

*Continued from previous page...*

Key	Atom-1	Atom-2	Model ID	Violation (Å)
(1,33)	1:A:55:SER:H	2:B:101:VAL:N	4	1.81
(1,33)	1:A:55:SER:H	2:B:101:VAL:O	4	1.81
(1,33)	1:A:55:SER:HA	2:B:75:ILE:C	4	1.81
(1,33)	1:A:55:SER:HA	2:B:75:ILE:CA	4	1.81
(1,33)	1:A:55:SER:HA	2:B:75:ILE:CB	4	1.81
(1,33)	1:A:55:SER:HA	2:B:75:ILE:CD1	4	1.81
(1,33)	1:A:55:SER:HA	2:B:75:ILE:CG1	4	1.81
(1,33)	1:A:55:SER:HA	2:B:75:ILE:CG2	4	1.81
(1,33)	1:A:55:SER:HA	2:B:75:ILE:H	4	1.81
(1,33)	1:A:55:SER:HA	2:B:75:ILE:HA	4	1.81
(1,33)	1:A:55:SER:HA	2:B:75:ILE:HB	4	1.81
(1,33)	1:A:55:SER:HA	2:B:75:ILE:HD11	4	1.81
(1,33)	1:A:55:SER:HA	2:B:75:ILE:HD12	4	1.81
(1,33)	1:A:55:SER:HA	2:B:75:ILE:HD13	4	1.81
(1,33)	1:A:55:SER:HA	2:B:75:ILE:HG12	4	1.81
(1,33)	1:A:55:SER:HA	2:B:75:ILE:HG13	4	1.81
(1,33)	1:A:55:SER:HA	2:B:75:ILE:HG21	4	1.81
(1,33)	1:A:55:SER:HA	2:B:75:ILE:HG22	4	1.81
(1,33)	1:A:55:SER:HA	2:B:75:ILE:HG23	4	1.81
(1,33)	1:A:55:SER:HA	2:B:75:ILE:N	4	1.81
(1,33)	1:A:55:SER:HA	2:B:75:ILE:O	4	1.81
(1,33)	1:A:55:SER:HA	2:B:77:ALA:C	4	1.81
(1,33)	1:A:55:SER:HA	2:B:77:ALA:CA	4	1.81
(1,33)	1:A:55:SER:HA	2:B:77:ALA:CB	4	1.81
(1,33)	1:A:55:SER:HA	2:B:77:ALA:H	4	1.81
(1,33)	1:A:55:SER:HA	2:B:77:ALA:HA	4	1.81
(1,33)	1:A:55:SER:HA	2:B:77:ALA:HB1	4	1.81
(1,33)	1:A:55:SER:HA	2:B:77:ALA:HB2	4	1.81
(1,33)	1:A:55:SER:HA	2:B:77:ALA:HB3	4	1.81
(1,33)	1:A:55:SER:HA	2:B:77:ALA:N	4	1.81
(1,33)	1:A:55:SER:HA	2:B:77:ALA:O	4	1.81
(1,33)	1:A:55:SER:HA	2:B:78:GLY:C	4	1.81
(1,33)	1:A:55:SER:HA	2:B:78:GLY:CA	4	1.81
(1,33)	1:A:55:SER:HA	2:B:78:GLY:H	4	1.81
(1,33)	1:A:55:SER:HA	2:B:78:GLY:HA2	4	1.81
(1,33)	1:A:55:SER:HA	2:B:78:GLY:HA3	4	1.81
(1,33)	1:A:55:SER:HA	2:B:78:GLY:N	4	1.81
(1,33)	1:A:55:SER:HA	2:B:78:GLY:O	4	1.81
(1,33)	1:A:55:SER:HA	2:B:79:LYS:C	4	1.81
(1,33)	1:A:55:SER:HA	2:B:79:LYS:CA	4	1.81
(1,33)	1:A:55:SER:HA	2:B:79:LYS:CB	4	1.81
(1,33)	1:A:55:SER:HA	2:B:79:LYS:CD	4	1.81

*Continued on next page...*

*Continued from previous page...*

Key	Atom-1	Atom-2	Model ID	Violation (Å)
(1,33)	1:A:55:SER:HA	2:B:79:LYS:CE	4	1.81
(1,33)	1:A:55:SER:HA	2:B:79:LYS:CG	4	1.81
(1,33)	1:A:55:SER:HA	2:B:79:LYS:H	4	1.81
(1,33)	1:A:55:SER:HA	2:B:79:LYS:HA	4	1.81
(1,33)	1:A:55:SER:HA	2:B:79:LYS:HB2	4	1.81
(1,33)	1:A:55:SER:HA	2:B:79:LYS:HB3	4	1.81
(1,33)	1:A:55:SER:HA	2:B:79:LYS:HD2	4	1.81
(1,33)	1:A:55:SER:HA	2:B:79:LYS:HD3	4	1.81
(1,33)	1:A:55:SER:HA	2:B:79:LYS:HE2	4	1.81
(1,33)	1:A:55:SER:HA	2:B:79:LYS:HE3	4	1.81
(1,33)	1:A:55:SER:HA	2:B:79:LYS:HG2	4	1.81
(1,33)	1:A:55:SER:HA	2:B:79:LYS:HG3	4	1.81
(1,33)	1:A:55:SER:HA	2:B:79:LYS:HZ1	4	1.81
(1,33)	1:A:55:SER:HA	2:B:79:LYS:HZ2	4	1.81
(1,33)	1:A:55:SER:HA	2:B:79:LYS:HZ3	4	1.81
(1,33)	1:A:55:SER:HA	2:B:79:LYS:N	4	1.81
(1,33)	1:A:55:SER:HA	2:B:79:LYS:NZ	4	1.81
(1,33)	1:A:55:SER:HA	2:B:79:LYS:O	4	1.81
(1,33)	1:A:55:SER:HA	2:B:80:ILE:C	4	1.81
(1,33)	1:A:55:SER:HA	2:B:80:ILE:CA	4	1.81
(1,33)	1:A:55:SER:HA	2:B:80:ILE:CB	4	1.81
(1,33)	1:A:55:SER:HA	2:B:80:ILE:CD1	4	1.81
(1,33)	1:A:55:SER:HA	2:B:80:ILE:CG1	4	1.81
(1,33)	1:A:55:SER:HA	2:B:80:ILE:CG2	4	1.81
(1,33)	1:A:55:SER:HA	2:B:80:ILE:H	4	1.81
(1,33)	1:A:55:SER:HA	2:B:80:ILE:HA	4	1.81
(1,33)	1:A:55:SER:HA	2:B:80:ILE:HB	4	1.81
(1,33)	1:A:55:SER:HA	2:B:80:ILE:HD11	4	1.81
(1,33)	1:A:55:SER:HA	2:B:80:ILE:HD12	4	1.81
(1,33)	1:A:55:SER:HA	2:B:80:ILE:HD13	4	1.81
(1,33)	1:A:55:SER:HA	2:B:80:ILE:HG12	4	1.81
(1,33)	1:A:55:SER:HA	2:B:80:ILE:HG13	4	1.81
(1,33)	1:A:55:SER:HA	2:B:80:ILE:HG21	4	1.81
(1,33)	1:A:55:SER:HA	2:B:80:ILE:HG22	4	1.81
(1,33)	1:A:55:SER:HA	2:B:80:ILE:HG23	4	1.81
(1,33)	1:A:55:SER:HA	2:B:80:ILE:N	4	1.81
(1,33)	1:A:55:SER:HA	2:B:80:ILE:O	4	1.81
(1,33)	1:A:55:SER:HA	2:B:84:GLN:C	4	1.81
(1,33)	1:A:55:SER:HA	2:B:84:GLN:CA	4	1.81
(1,33)	1:A:55:SER:HA	2:B:84:GLN:CB	4	1.81
(1,33)	1:A:55:SER:HA	2:B:84:GLN:CD	4	1.81
(1,33)	1:A:55:SER:HA	2:B:84:GLN:CG	4	1.81

*Continued on next page...*



*Continued from previous page...*

Key	Atom-1	Atom-2	Model ID	Violation (Å)
(1,33)	1:A:55:SER:HA	2:B:84:GLN:H	4	1.81
(1,33)	1:A:55:SER:HA	2:B:84:GLN:HA	4	1.81
(1,33)	1:A:55:SER:HA	2:B:84:GLN:HB2	4	1.81
(1,33)	1:A:55:SER:HA	2:B:84:GLN:HB3	4	1.81
(1,33)	1:A:55:SER:HA	2:B:84:GLN:HE21	4	1.81
(1,33)	1:A:55:SER:HA	2:B:84:GLN:HE22	4	1.81
(1,33)	1:A:55:SER:HA	2:B:84:GLN:HG2	4	1.81
(1,33)	1:A:55:SER:HA	2:B:84:GLN:HG3	4	1.81
(1,33)	1:A:55:SER:HA	2:B:84:GLN:N	4	1.81
(1,33)	1:A:55:SER:HA	2:B:84:GLN:NE2	4	1.81
(1,33)	1:A:55:SER:HA	2:B:84:GLN:O	4	1.81
(1,33)	1:A:55:SER:HA	2:B:84:GLN:OE1	4	1.81
(1,33)	1:A:55:SER:HA	2:B:97:THR:C	4	1.81
(1,33)	1:A:55:SER:HA	2:B:97:THR:CA	4	1.81
(1,33)	1:A:55:SER:HA	2:B:97:THR:CB	4	1.81
(1,33)	1:A:55:SER:HA	2:B:97:THR:CG2	4	1.81
(1,33)	1:A:55:SER:HA	2:B:97:THR:H	4	1.81
(1,33)	1:A:55:SER:HA	2:B:97:THR:HA	4	1.81
(1,33)	1:A:55:SER:HA	2:B:97:THR:HB	4	1.81
(1,33)	1:A:55:SER:HA	2:B:97:THR:HG1	4	1.81
(1,33)	1:A:55:SER:HA	2:B:97:THR:HG21	4	1.81
(1,33)	1:A:55:SER:HA	2:B:97:THR:HG22	4	1.81
(1,33)	1:A:55:SER:HA	2:B:97:THR:HG23	4	1.81
(1,33)	1:A:55:SER:HA	2:B:97:THR:N	4	1.81
(1,33)	1:A:55:SER:HA	2:B:97:THR:O	4	1.81
(1,33)	1:A:55:SER:HA	2:B:97:THR:OG1	4	1.81
(1,33)	1:A:55:SER:HA	2:B:99:HIS:C	4	1.81
(1,33)	1:A:55:SER:HA	2:B:99:HIS:CA	4	1.81
(1,33)	1:A:55:SER:HA	2:B:99:HIS:CB	4	1.81
(1,33)	1:A:55:SER:HA	2:B:99:HIS:CD2	4	1.81
(1,33)	1:A:55:SER:HA	2:B:99:HIS:CE1	4	1.81
(1,33)	1:A:55:SER:HA	2:B:99:HIS:CG	4	1.81
(1,33)	1:A:55:SER:HA	2:B:99:HIS:H	4	1.81
(1,33)	1:A:55:SER:HA	2:B:99:HIS:HA	4	1.81
(1,33)	1:A:55:SER:HA	2:B:99:HIS:HB2	4	1.81
(1,33)	1:A:55:SER:HA	2:B:99:HIS:HB3	4	1.81
(1,33)	1:A:55:SER:HA	2:B:99:HIS:HD1	4	1.81
(1,33)	1:A:55:SER:HA	2:B:99:HIS:HD2	4	1.81
(1,33)	1:A:55:SER:HA	2:B:99:HIS:HE1	4	1.81
(1,33)	1:A:55:SER:HA	2:B:99:HIS:HE2	4	1.81
(1,33)	1:A:55:SER:HA	2:B:99:HIS:N	4	1.81
(1,33)	1:A:55:SER:HA	2:B:99:HIS:ND1	4	1.81

*Continued on next page...*

*Continued from previous page...*

Key	Atom-1	Atom-2	Model ID	Violation (Å)
(1,33)	1:A:55:SER:HA	2:B:99:HIS:NE2	4	1.81
(1,33)	1:A:55:SER:HA	2:B:99:HIS:O	4	1.81
(1,33)	1:A:55:SER:HA	2:B:101:VAL:C	4	1.81
(1,33)	1:A:55:SER:HA	2:B:101:VAL:CA	4	1.81
(1,33)	1:A:55:SER:HA	2:B:101:VAL:CB	4	1.81
(1,33)	1:A:55:SER:HA	2:B:101:VAL:CG1	4	1.81
(1,33)	1:A:55:SER:HA	2:B:101:VAL:CG2	4	1.81
(1,33)	1:A:55:SER:HA	2:B:101:VAL:H	4	1.81
(1,33)	1:A:55:SER:HA	2:B:101:VAL:HA	4	1.81
(1,33)	1:A:55:SER:HA	2:B:101:VAL:HB	4	1.81
(1,33)	1:A:55:SER:HA	2:B:101:VAL:HG11	4	1.81
(1,33)	1:A:55:SER:HA	2:B:101:VAL:HG12	4	1.81
(1,33)	1:A:55:SER:HA	2:B:101:VAL:HG13	4	1.81
(1,33)	1:A:55:SER:HA	2:B:101:VAL:HG21	4	1.81
(1,33)	1:A:55:SER:HA	2:B:101:VAL:HG22	4	1.81
(1,33)	1:A:55:SER:HA	2:B:101:VAL:HG23	4	1.81
(1,33)	1:A:55:SER:HA	2:B:101:VAL:N	4	1.81
(1,33)	1:A:55:SER:HA	2:B:101:VAL:O	4	1.81
(1,33)	1:A:55:SER:HB2	2:B:75:ILE:C	4	1.81
(1,33)	1:A:55:SER:HB2	2:B:75:ILE:CA	4	1.81
(1,33)	1:A:55:SER:HB2	2:B:75:ILE:CB	4	1.81
(1,33)	1:A:55:SER:HB2	2:B:75:ILE:CD1	4	1.81
(1,33)	1:A:55:SER:HB2	2:B:75:ILE:CG1	4	1.81
(1,33)	1:A:55:SER:HB2	2:B:75:ILE:CG2	4	1.81
(1,33)	1:A:55:SER:HB2	2:B:75:ILE:H	4	1.81
(1,33)	1:A:55:SER:HB2	2:B:75:ILE:HA	4	1.81
(1,33)	1:A:55:SER:HB2	2:B:75:ILE:HB	4	1.81
(1,33)	1:A:55:SER:HB2	2:B:75:ILE:HD11	4	1.81
(1,33)	1:A:55:SER:HB2	2:B:75:ILE:HD12	4	1.81
(1,33)	1:A:55:SER:HB2	2:B:75:ILE:HD13	4	1.81
(1,33)	1:A:55:SER:HB2	2:B:75:ILE:HG12	4	1.81
(1,33)	1:A:55:SER:HB2	2:B:75:ILE:HG13	4	1.81
(1,33)	1:A:55:SER:HB2	2:B:75:ILE:HG21	4	1.81
(1,33)	1:A:55:SER:HB2	2:B:75:ILE:HG22	4	1.81
(1,33)	1:A:55:SER:HB2	2:B:75:ILE:HG23	4	1.81
(1,33)	1:A:55:SER:HB2	2:B:75:ILE:N	4	1.81
(1,33)	1:A:55:SER:HB2	2:B:75:ILE:O	4	1.81
(1,33)	1:A:55:SER:HB2	2:B:77:ALA:C	4	1.81
(1,33)	1:A:55:SER:HB2	2:B:77:ALA:CA	4	1.81
(1,33)	1:A:55:SER:HB2	2:B:77:ALA:CB	4	1.81
(1,33)	1:A:55:SER:HB2	2:B:77:ALA:H	4	1.81
(1,33)	1:A:55:SER:HB2	2:B:77:ALA:HA	4	1.81

*Continued on next page...*

*Continued from previous page...*

Key	Atom-1	Atom-2	Model ID	Violation (Å)
(1,33)	1:A:55:SER:HB2	2:B:77:ALA:HB1	4	1.81
(1,33)	1:A:55:SER:HB2	2:B:77:ALA:HB2	4	1.81
(1,33)	1:A:55:SER:HB2	2:B:77:ALA:HB3	4	1.81
(1,33)	1:A:55:SER:HB2	2:B:77:ALA:N	4	1.81
(1,33)	1:A:55:SER:HB2	2:B:77:ALA:O	4	1.81
(1,33)	1:A:55:SER:HB2	2:B:78:GLY:C	4	1.81
(1,33)	1:A:55:SER:HB2	2:B:78:GLY:CA	4	1.81
(1,33)	1:A:55:SER:HB2	2:B:78:GLY:H	4	1.81
(1,33)	1:A:55:SER:HB2	2:B:78:GLY:HA2	4	1.81
(1,33)	1:A:55:SER:HB2	2:B:78:GLY:HA3	4	1.81
(1,33)	1:A:55:SER:HB2	2:B:78:GLY:N	4	1.81
(1,33)	1:A:55:SER:HB2	2:B:78:GLY:O	4	1.81
(1,33)	1:A:55:SER:HB2	2:B:79:LYS:C	4	1.81
(1,33)	1:A:55:SER:HB2	2:B:79:LYS:CA	4	1.81
(1,33)	1:A:55:SER:HB2	2:B:79:LYS:CB	4	1.81
(1,33)	1:A:55:SER:HB2	2:B:79:LYS:CD	4	1.81
(1,33)	1:A:55:SER:HB2	2:B:79:LYS:CE	4	1.81
(1,33)	1:A:55:SER:HB2	2:B:79:LYS:CG	4	1.81
(1,33)	1:A:55:SER:HB2	2:B:79:LYS:H	4	1.81
(1,33)	1:A:55:SER:HB2	2:B:79:LYS:HA	4	1.81
(1,33)	1:A:55:SER:HB2	2:B:79:LYS:HB2	4	1.81
(1,33)	1:A:55:SER:HB2	2:B:79:LYS:HB3	4	1.81
(1,33)	1:A:55:SER:HB2	2:B:79:LYS:HD2	4	1.81
(1,33)	1:A:55:SER:HB2	2:B:79:LYS:HD3	4	1.81
(1,33)	1:A:55:SER:HB2	2:B:79:LYS:HE2	4	1.81
(1,33)	1:A:55:SER:HB2	2:B:79:LYS:HE3	4	1.81
(1,33)	1:A:55:SER:HB2	2:B:79:LYS:HG2	4	1.81
(1,33)	1:A:55:SER:HB2	2:B:79:LYS:HG3	4	1.81
(1,33)	1:A:55:SER:HB2	2:B:79:LYS:HZ1	4	1.81
(1,33)	1:A:55:SER:HB2	2:B:79:LYS:HZ2	4	1.81
(1,33)	1:A:55:SER:HB2	2:B:79:LYS:HZ3	4	1.81
(1,33)	1:A:55:SER:HB2	2:B:79:LYS:N	4	1.81
(1,33)	1:A:55:SER:HB2	2:B:79:LYS:NZ	4	1.81
(1,33)	1:A:55:SER:HB2	2:B:79:LYS:O	4	1.81
(1,33)	1:A:55:SER:HB2	2:B:80:ILE:C	4	1.81
(1,33)	1:A:55:SER:HB2	2:B:80:ILE:CA	4	1.81
(1,33)	1:A:55:SER:HB2	2:B:80:ILE:CB	4	1.81
(1,33)	1:A:55:SER:HB2	2:B:80:ILE:CD1	4	1.81
(1,33)	1:A:55:SER:HB2	2:B:80:ILE:CG1	4	1.81
(1,33)	1:A:55:SER:HB2	2:B:80:ILE:CG2	4	1.81
(1,33)	1:A:55:SER:HB2	2:B:80:ILE:H	4	1.81
(1,33)	1:A:55:SER:HB2	2:B:80:ILE:HA	4	1.81

*Continued on next page...*

*Continued from previous page...*

Key	Atom-1	Atom-2	Model ID	Violation (Å)
(1,33)	1:A:55:SER:HB2	2:B:80:ILE:HB	4	1.81
(1,33)	1:A:55:SER:HB2	2:B:80:ILE:HD11	4	1.81
(1,33)	1:A:55:SER:HB2	2:B:80:ILE:HD12	4	1.81
(1,33)	1:A:55:SER:HB2	2:B:80:ILE:HD13	4	1.81
(1,33)	1:A:55:SER:HB2	2:B:80:ILE:HG12	4	1.81
(1,33)	1:A:55:SER:HB2	2:B:80:ILE:HG13	4	1.81
(1,33)	1:A:55:SER:HB2	2:B:80:ILE:HG21	4	1.81
(1,33)	1:A:55:SER:HB2	2:B:80:ILE:HG22	4	1.81
(1,33)	1:A:55:SER:HB2	2:B:80:ILE:HG23	4	1.81
(1,33)	1:A:55:SER:HB2	2:B:80:ILE:N	4	1.81
(1,33)	1:A:55:SER:HB2	2:B:80:ILE:O	4	1.81
(1,33)	1:A:55:SER:HB2	2:B:84:GLN:C	4	1.81
(1,33)	1:A:55:SER:HB2	2:B:84:GLN:CA	4	1.81
(1,33)	1:A:55:SER:HB2	2:B:84:GLN:CB	4	1.81
(1,33)	1:A:55:SER:HB2	2:B:84:GLN:CD	4	1.81
(1,33)	1:A:55:SER:HB2	2:B:84:GLN:CG	4	1.81
(1,33)	1:A:55:SER:HB2	2:B:84:GLN:H	4	1.81
(1,33)	1:A:55:SER:HB2	2:B:84:GLN:HA	4	1.81
(1,33)	1:A:55:SER:HB2	2:B:84:GLN:HB2	4	1.81
(1,33)	1:A:55:SER:HB2	2:B:84:GLN:HB3	4	1.81
(1,33)	1:A:55:SER:HB2	2:B:84:GLN:HE21	4	1.81
(1,33)	1:A:55:SER:HB2	2:B:84:GLN:HE22	4	1.81
(1,33)	1:A:55:SER:HB2	2:B:84:GLN:HG2	4	1.81
(1,33)	1:A:55:SER:HB2	2:B:84:GLN:HG3	4	1.81
(1,33)	1:A:55:SER:HB2	2:B:84:GLN:N	4	1.81
(1,33)	1:A:55:SER:HB2	2:B:84:GLN:NE2	4	1.81
(1,33)	1:A:55:SER:HB2	2:B:84:GLN:O	4	1.81
(1,33)	1:A:55:SER:HB2	2:B:84:GLN:OE1	4	1.81
(1,33)	1:A:55:SER:HB2	2:B:97:THR:C	4	1.81
(1,33)	1:A:55:SER:HB2	2:B:97:THR:CA	4	1.81
(1,33)	1:A:55:SER:HB2	2:B:97:THR:CB	4	1.81
(1,33)	1:A:55:SER:HB2	2:B:97:THR:CG2	4	1.81
(1,33)	1:A:55:SER:HB2	2:B:97:THR:H	4	1.81
(1,33)	1:A:55:SER:HB2	2:B:97:THR:HA	4	1.81
(1,33)	1:A:55:SER:HB2	2:B:97:THR:HB	4	1.81
(1,33)	1:A:55:SER:HB2	2:B:97:THR:HG1	4	1.81
(1,33)	1:A:55:SER:HB2	2:B:97:THR:HG21	4	1.81
(1,33)	1:A:55:SER:HB2	2:B:97:THR:HG22	4	1.81
(1,33)	1:A:55:SER:HB2	2:B:97:THR:HG23	4	1.81
(1,33)	1:A:55:SER:HB2	2:B:97:THR:N	4	1.81
(1,33)	1:A:55:SER:HB2	2:B:97:THR:O	4	1.81
(1,33)	1:A:55:SER:HB2	2:B:97:THR:OG1	4	1.81

*Continued on next page...*

*Continued from previous page...*

Key	Atom-1	Atom-2	Model ID	Violation (Å)
(1,33)	1:A:55:SER:HB2	2:B:99:HIS:C	4	1.81
(1,33)	1:A:55:SER:HB2	2:B:99:HIS:CA	4	1.81
(1,33)	1:A:55:SER:HB2	2:B:99:HIS:CB	4	1.81
(1,33)	1:A:55:SER:HB2	2:B:99:HIS:CD2	4	1.81
(1,33)	1:A:55:SER:HB2	2:B:99:HIS:CE1	4	1.81
(1,33)	1:A:55:SER:HB2	2:B:99:HIS:CG	4	1.81
(1,33)	1:A:55:SER:HB2	2:B:99:HIS:H	4	1.81
(1,33)	1:A:55:SER:HB2	2:B:99:HIS:HA	4	1.81
(1,33)	1:A:55:SER:HB2	2:B:99:HIS:HB2	4	1.81
(1,33)	1:A:55:SER:HB2	2:B:99:HIS:HB3	4	1.81
(1,33)	1:A:55:SER:HB2	2:B:99:HIS:HD1	4	1.81
(1,33)	1:A:55:SER:HB2	2:B:99:HIS:HD2	4	1.81
(1,33)	1:A:55:SER:HB2	2:B:99:HIS:HE1	4	1.81
(1,33)	1:A:55:SER:HB2	2:B:99:HIS:HE2	4	1.81
(1,33)	1:A:55:SER:HB2	2:B:99:HIS:N	4	1.81
(1,33)	1:A:55:SER:HB2	2:B:99:HIS:ND1	4	1.81
(1,33)	1:A:55:SER:HB2	2:B:99:HIS:NE2	4	1.81
(1,33)	1:A:55:SER:HB2	2:B:99:HIS:O	4	1.81
(1,33)	1:A:55:SER:HB2	2:B:101:VAL:C	4	1.81
(1,33)	1:A:55:SER:HB2	2:B:101:VAL:CA	4	1.81
(1,33)	1:A:55:SER:HB2	2:B:101:VAL:CB	4	1.81
(1,33)	1:A:55:SER:HB2	2:B:101:VAL:CG1	4	1.81
(1,33)	1:A:55:SER:HB2	2:B:101:VAL:CG2	4	1.81
(1,33)	1:A:55:SER:HB2	2:B:101:VAL:H	4	1.81
(1,33)	1:A:55:SER:HB2	2:B:101:VAL:HA	4	1.81
(1,33)	1:A:55:SER:HB2	2:B:101:VAL:HB	4	1.81
(1,33)	1:A:55:SER:HB2	2:B:101:VAL:HG11	4	1.81
(1,33)	1:A:55:SER:HB2	2:B:101:VAL:HG12	4	1.81
(1,33)	1:A:55:SER:HB2	2:B:101:VAL:HG13	4	1.81
(1,33)	1:A:55:SER:HB2	2:B:101:VAL:HG21	4	1.81
(1,33)	1:A:55:SER:HB2	2:B:101:VAL:HG22	4	1.81
(1,33)	1:A:55:SER:HB2	2:B:101:VAL:HG23	4	1.81
(1,33)	1:A:55:SER:HB2	2:B:101:VAL:N	4	1.81
(1,33)	1:A:55:SER:HB2	2:B:101:VAL:O	4	1.81
(1,33)	1:A:55:SER:HB3	2:B:75:ILE:C	4	1.81
(1,33)	1:A:55:SER:HB3	2:B:75:ILE:CA	4	1.81
(1,33)	1:A:55:SER:HB3	2:B:75:ILE:CB	4	1.81
(1,33)	1:A:55:SER:HB3	2:B:75:ILE:CD1	4	1.81
(1,33)	1:A:55:SER:HB3	2:B:75:ILE:CG1	4	1.81
(1,33)	1:A:55:SER:HB3	2:B:75:ILE:CG2	4	1.81
(1,33)	1:A:55:SER:HB3	2:B:75:ILE:H	4	1.81
(1,33)	1:A:55:SER:HB3	2:B:75:ILE:HA	4	1.81

*Continued on next page...*

*Continued from previous page...*

Key	Atom-1	Atom-2	Model ID	Violation (Å)
(1,33)	1:A:55:SER:HB3	2:B:75:ILE:HB	4	1.81
(1,33)	1:A:55:SER:HB3	2:B:75:ILE:HD11	4	1.81
(1,33)	1:A:55:SER:HB3	2:B:75:ILE:HD12	4	1.81
(1,33)	1:A:55:SER:HB3	2:B:75:ILE:HD13	4	1.81
(1,33)	1:A:55:SER:HB3	2:B:75:ILE:HG12	4	1.81
(1,33)	1:A:55:SER:HB3	2:B:75:ILE:HG13	4	1.81
(1,33)	1:A:55:SER:HB3	2:B:75:ILE:HG21	4	1.81
(1,33)	1:A:55:SER:HB3	2:B:75:ILE:HG22	4	1.81
(1,33)	1:A:55:SER:HB3	2:B:75:ILE:HG23	4	1.81
(1,33)	1:A:55:SER:HB3	2:B:75:ILE:N	4	1.81
(1,33)	1:A:55:SER:HB3	2:B:75:ILE:O	4	1.81
(1,33)	1:A:55:SER:HB3	2:B:77:ALA:C	4	1.81
(1,33)	1:A:55:SER:HB3	2:B:77:ALA:CA	4	1.81
(1,33)	1:A:55:SER:HB3	2:B:77:ALA:CB	4	1.81
(1,33)	1:A:55:SER:HB3	2:B:77:ALA:H	4	1.81
(1,33)	1:A:55:SER:HB3	2:B:77:ALA:HA	4	1.81
(1,33)	1:A:55:SER:HB3	2:B:77:ALA:HB1	4	1.81
(1,33)	1:A:55:SER:HB3	2:B:77:ALA:HB2	4	1.81
(1,33)	1:A:55:SER:HB3	2:B:77:ALA:HB3	4	1.81
(1,33)	1:A:55:SER:HB3	2:B:77:ALA:N	4	1.81
(1,33)	1:A:55:SER:HB3	2:B:77:ALA:O	4	1.81
(1,33)	1:A:55:SER:HB3	2:B:78:GLY:C	4	1.81
(1,33)	1:A:55:SER:HB3	2:B:78:GLY:CA	4	1.81
(1,33)	1:A:55:SER:HB3	2:B:78:GLY:H	4	1.81
(1,33)	1:A:55:SER:HB3	2:B:78:GLY:HA2	4	1.81
(1,33)	1:A:55:SER:HB3	2:B:78:GLY:HA3	4	1.81
(1,33)	1:A:55:SER:HB3	2:B:78:GLY:N	4	1.81
(1,33)	1:A:55:SER:HB3	2:B:78:GLY:O	4	1.81
(1,33)	1:A:55:SER:HB3	2:B:79:LYS:C	4	1.81
(1,33)	1:A:55:SER:HB3	2:B:79:LYS:CA	4	1.81
(1,33)	1:A:55:SER:HB3	2:B:79:LYS:CB	4	1.81
(1,33)	1:A:55:SER:HB3	2:B:79:LYS:CD	4	1.81
(1,33)	1:A:55:SER:HB3	2:B:79:LYS:CE	4	1.81
(1,33)	1:A:55:SER:HB3	2:B:79:LYS:CG	4	1.81
(1,33)	1:A:55:SER:HB3	2:B:79:LYS:H	4	1.81
(1,33)	1:A:55:SER:HB3	2:B:79:LYS:HA	4	1.81
(1,33)	1:A:55:SER:HB3	2:B:79:LYS:HB2	4	1.81
(1,33)	1:A:55:SER:HB3	2:B:79:LYS:HB3	4	1.81
(1,33)	1:A:55:SER:HB3	2:B:79:LYS:HD2	4	1.81
(1,33)	1:A:55:SER:HB3	2:B:79:LYS:HD3	4	1.81
(1,33)	1:A:55:SER:HB3	2:B:79:LYS:HE2	4	1.81
(1,33)	1:A:55:SER:HB3	2:B:79:LYS:HE3	4	1.81

*Continued on next page...*

*Continued from previous page...*

Key	Atom-1	Atom-2	Model ID	Violation (Å)
(1,33)	1:A:55:SER:HB3	2:B:79:LYS:HG2	4	1.81
(1,33)	1:A:55:SER:HB3	2:B:79:LYS:HG3	4	1.81
(1,33)	1:A:55:SER:HB3	2:B:79:LYS:HZ1	4	1.81
(1,33)	1:A:55:SER:HB3	2:B:79:LYS:HZ2	4	1.81
(1,33)	1:A:55:SER:HB3	2:B:79:LYS:HZ3	4	1.81
(1,33)	1:A:55:SER:HB3	2:B:79:LYS:N	4	1.81
(1,33)	1:A:55:SER:HB3	2:B:79:LYS:NZ	4	1.81
(1,33)	1:A:55:SER:HB3	2:B:79:LYS:O	4	1.81
(1,33)	1:A:55:SER:HB3	2:B:80:ILE:C	4	1.81
(1,33)	1:A:55:SER:HB3	2:B:80:ILE:CA	4	1.81
(1,33)	1:A:55:SER:HB3	2:B:80:ILE:CB	4	1.81
(1,33)	1:A:55:SER:HB3	2:B:80:ILE:CD1	4	1.81
(1,33)	1:A:55:SER:HB3	2:B:80:ILE:CG1	4	1.81
(1,33)	1:A:55:SER:HB3	2:B:80:ILE:CG2	4	1.81
(1,33)	1:A:55:SER:HB3	2:B:80:ILE:H	4	1.81
(1,33)	1:A:55:SER:HB3	2:B:80:ILE:HA	4	1.81
(1,33)	1:A:55:SER:HB3	2:B:80:ILE:HB	4	1.81
(1,33)	1:A:55:SER:HB3	2:B:80:ILE:HD11	4	1.81
(1,33)	1:A:55:SER:HB3	2:B:80:ILE:HD12	4	1.81
(1,33)	1:A:55:SER:HB3	2:B:80:ILE:HD13	4	1.81
(1,33)	1:A:55:SER:HB3	2:B:80:ILE:HG12	4	1.81
(1,33)	1:A:55:SER:HB3	2:B:80:ILE:HG13	4	1.81
(1,33)	1:A:55:SER:HB3	2:B:80:ILE:HG21	4	1.81
(1,33)	1:A:55:SER:HB3	2:B:80:ILE:HG22	4	1.81
(1,33)	1:A:55:SER:HB3	2:B:80:ILE:HG23	4	1.81
(1,33)	1:A:55:SER:HB3	2:B:80:ILE:N	4	1.81
(1,33)	1:A:55:SER:HB3	2:B:80:ILE:O	4	1.81
(1,33)	1:A:55:SER:HB3	2:B:84:GLN:C	4	1.81
(1,33)	1:A:55:SER:HB3	2:B:84:GLN:CA	4	1.81
(1,33)	1:A:55:SER:HB3	2:B:84:GLN:CB	4	1.81
(1,33)	1:A:55:SER:HB3	2:B:84:GLN:CD	4	1.81
(1,33)	1:A:55:SER:HB3	2:B:84:GLN:CG	4	1.81
(1,33)	1:A:55:SER:HB3	2:B:84:GLN:H	4	1.81
(1,33)	1:A:55:SER:HB3	2:B:84:GLN:HA	4	1.81
(1,33)	1:A:55:SER:HB3	2:B:84:GLN:HB2	4	1.81
(1,33)	1:A:55:SER:HB3	2:B:84:GLN:HB3	4	1.81
(1,33)	1:A:55:SER:HB3	2:B:84:GLN:HE21	4	1.81
(1,33)	1:A:55:SER:HB3	2:B:84:GLN:HE22	4	1.81
(1,33)	1:A:55:SER:HB3	2:B:84:GLN:HG2	4	1.81
(1,33)	1:A:55:SER:HB3	2:B:84:GLN:HG3	4	1.81
(1,33)	1:A:55:SER:HB3	2:B:84:GLN:N	4	1.81
(1,33)	1:A:55:SER:HB3	2:B:84:GLN:NE2	4	1.81

*Continued on next page...*

*Continued from previous page...*

Key	Atom-1	Atom-2	Model ID	Violation (Å)
(1,33)	1:A:55:SER:HB3	2:B:84:GLN:O	4	1.81
(1,33)	1:A:55:SER:HB3	2:B:84:GLN:OE1	4	1.81
(1,33)	1:A:55:SER:HB3	2:B:97:THR:C	4	1.81
(1,33)	1:A:55:SER:HB3	2:B:97:THR:CA	4	1.81
(1,33)	1:A:55:SER:HB3	2:B:97:THR:CB	4	1.81
(1,33)	1:A:55:SER:HB3	2:B:97:THR:CG2	4	1.81
(1,33)	1:A:55:SER:HB3	2:B:97:THR:H	4	1.81
(1,33)	1:A:55:SER:HB3	2:B:97:THR:HA	4	1.81
(1,33)	1:A:55:SER:HB3	2:B:97:THR:HB	4	1.81
(1,33)	1:A:55:SER:HB3	2:B:97:THR:HG1	4	1.81
(1,33)	1:A:55:SER:HB3	2:B:97:THR:HG21	4	1.81
(1,33)	1:A:55:SER:HB3	2:B:97:THR:HG22	4	1.81
(1,33)	1:A:55:SER:HB3	2:B:97:THR:HG23	4	1.81
(1,33)	1:A:55:SER:HB3	2:B:97:THR:N	4	1.81
(1,33)	1:A:55:SER:HB3	2:B:97:THR:O	4	1.81
(1,33)	1:A:55:SER:HB3	2:B:97:THR:OG1	4	1.81
(1,33)	1:A:55:SER:HB3	2:B:99:HIS:C	4	1.81
(1,33)	1:A:55:SER:HB3	2:B:99:HIS:CA	4	1.81
(1,33)	1:A:55:SER:HB3	2:B:99:HIS:CB	4	1.81
(1,33)	1:A:55:SER:HB3	2:B:99:HIS:CD2	4	1.81
(1,33)	1:A:55:SER:HB3	2:B:99:HIS:CE1	4	1.81
(1,33)	1:A:55:SER:HB3	2:B:99:HIS:CG	4	1.81
(1,33)	1:A:55:SER:HB3	2:B:99:HIS:H	4	1.81
(1,33)	1:A:55:SER:HB3	2:B:99:HIS:HA	4	1.81
(1,33)	1:A:55:SER:HB3	2:B:99:HIS:HB2	4	1.81
(1,33)	1:A:55:SER:HB3	2:B:99:HIS:HB3	4	1.81
(1,33)	1:A:55:SER:HB3	2:B:99:HIS:HD1	4	1.81
(1,33)	1:A:55:SER:HB3	2:B:99:HIS:HD2	4	1.81
(1,33)	1:A:55:SER:HB3	2:B:99:HIS:HE1	4	1.81
(1,33)	1:A:55:SER:HB3	2:B:99:HIS:HE2	4	1.81
(1,33)	1:A:55:SER:HB3	2:B:99:HIS:N	4	1.81
(1,33)	1:A:55:SER:HB3	2:B:99:HIS:ND1	4	1.81
(1,33)	1:A:55:SER:HB3	2:B:99:HIS:NE2	4	1.81
(1,33)	1:A:55:SER:HB3	2:B:99:HIS:O	4	1.81
(1,33)	1:A:55:SER:HB3	2:B:101:VAL:C	4	1.81
(1,33)	1:A:55:SER:HB3	2:B:101:VAL:CA	4	1.81
(1,33)	1:A:55:SER:HB3	2:B:101:VAL:CB	4	1.81
(1,33)	1:A:55:SER:HB3	2:B:101:VAL:CG1	4	1.81
(1,33)	1:A:55:SER:HB3	2:B:101:VAL:CG2	4	1.81
(1,33)	1:A:55:SER:HB3	2:B:101:VAL:H	4	1.81
(1,33)	1:A:55:SER:HB3	2:B:101:VAL:HA	4	1.81
(1,33)	1:A:55:SER:HB3	2:B:101:VAL:HB	4	1.81

*Continued on next page...*



*Continued from previous page...*

Key	Atom-1	Atom-2	Model ID	Violation (Å)
(1,33)	1:A:55:SER:HB3	2:B:101:VAL:HG11	4	1.81
(1,33)	1:A:55:SER:HB3	2:B:101:VAL:HG12	4	1.81
(1,33)	1:A:55:SER:HB3	2:B:101:VAL:HG13	4	1.81
(1,33)	1:A:55:SER:HB3	2:B:101:VAL:HG21	4	1.81
(1,33)	1:A:55:SER:HB3	2:B:101:VAL:HG22	4	1.81
(1,33)	1:A:55:SER:HB3	2:B:101:VAL:HG23	4	1.81
(1,33)	1:A:55:SER:HB3	2:B:101:VAL:N	4	1.81
(1,33)	1:A:55:SER:HB3	2:B:101:VAL:O	4	1.81
(1,33)	1:A:55:SER:HG	2:B:75:ILE:C	4	1.81
(1,33)	1:A:55:SER:HG	2:B:75:ILE:CA	4	1.81
(1,33)	1:A:55:SER:HG	2:B:75:ILE:CB	4	1.81
(1,33)	1:A:55:SER:HG	2:B:75:ILE:CD1	4	1.81
(1,33)	1:A:55:SER:HG	2:B:75:ILE:CG1	4	1.81
(1,33)	1:A:55:SER:HG	2:B:75:ILE:CG2	4	1.81
(1,33)	1:A:55:SER:HG	2:B:75:ILE:H	4	1.81
(1,33)	1:A:55:SER:HG	2:B:75:ILE:HA	4	1.81
(1,33)	1:A:55:SER:HG	2:B:75:ILE:HB	4	1.81
(1,33)	1:A:55:SER:HG	2:B:75:ILE:HD11	4	1.81
(1,33)	1:A:55:SER:HG	2:B:75:ILE:HD12	4	1.81
(1,33)	1:A:55:SER:HG	2:B:75:ILE:HD13	4	1.81
(1,33)	1:A:55:SER:HG	2:B:75:ILE:HG12	4	1.81
(1,33)	1:A:55:SER:HG	2:B:75:ILE:HG13	4	1.81
(1,33)	1:A:55:SER:HG	2:B:75:ILE:HG21	4	1.81
(1,33)	1:A:55:SER:HG	2:B:75:ILE:HG22	4	1.81
(1,33)	1:A:55:SER:HG	2:B:75:ILE:HG23	4	1.81
(1,33)	1:A:55:SER:HG	2:B:75:ILE:N	4	1.81
(1,33)	1:A:55:SER:HG	2:B:75:ILE:O	4	1.81
(1,33)	1:A:55:SER:HG	2:B:77:ALA:C	4	1.81
(1,33)	1:A:55:SER:HG	2:B:77:ALA:CA	4	1.81
(1,33)	1:A:55:SER:HG	2:B:77:ALA:CB	4	1.81
(1,33)	1:A:55:SER:HG	2:B:77:ALA:H	4	1.81
(1,33)	1:A:55:SER:HG	2:B:77:ALA:HA	4	1.81
(1,33)	1:A:55:SER:HG	2:B:77:ALA:HB1	4	1.81
(1,33)	1:A:55:SER:HG	2:B:77:ALA:HB2	4	1.81
(1,33)	1:A:55:SER:HG	2:B:77:ALA:HB3	4	1.81
(1,33)	1:A:55:SER:HG	2:B:77:ALA:N	4	1.81
(1,33)	1:A:55:SER:HG	2:B:77:ALA:O	4	1.81
(1,33)	1:A:55:SER:HG	2:B:78:GLY:C	4	1.81
(1,33)	1:A:55:SER:HG	2:B:78:GLY:CA	4	1.81
(1,33)	1:A:55:SER:HG	2:B:78:GLY:H	4	1.81
(1,33)	1:A:55:SER:HG	2:B:78:GLY:HA2	4	1.81
(1,33)	1:A:55:SER:HG	2:B:78:GLY:HA3	4	1.81

*Continued on next page...*

*Continued from previous page...*

Key	Atom-1	Atom-2	Model ID	Violation (Å)
(1,33)	1:A:55:SER:HG	2:B:78:GLY:N	4	1.81
(1,33)	1:A:55:SER:HG	2:B:78:GLY:O	4	1.81
(1,33)	1:A:55:SER:HG	2:B:79:LYS:C	4	1.81
(1,33)	1:A:55:SER:HG	2:B:79:LYS:CA	4	1.81
(1,33)	1:A:55:SER:HG	2:B:79:LYS:CB	4	1.81
(1,33)	1:A:55:SER:HG	2:B:79:LYS:CD	4	1.81
(1,33)	1:A:55:SER:HG	2:B:79:LYS:CE	4	1.81
(1,33)	1:A:55:SER:HG	2:B:79:LYS:CG	4	1.81
(1,33)	1:A:55:SER:HG	2:B:79:LYS:H	4	1.81
(1,33)	1:A:55:SER:HG	2:B:79:LYS:HA	4	1.81
(1,33)	1:A:55:SER:HG	2:B:79:LYS:HB2	4	1.81
(1,33)	1:A:55:SER:HG	2:B:79:LYS:HB3	4	1.81
(1,33)	1:A:55:SER:HG	2:B:79:LYS:HD2	4	1.81
(1,33)	1:A:55:SER:HG	2:B:79:LYS:HD3	4	1.81
(1,33)	1:A:55:SER:HG	2:B:79:LYS:HE2	4	1.81
(1,33)	1:A:55:SER:HG	2:B:79:LYS:HE3	4	1.81
(1,33)	1:A:55:SER:HG	2:B:79:LYS:HG2	4	1.81
(1,33)	1:A:55:SER:HG	2:B:79:LYS:HG3	4	1.81
(1,33)	1:A:55:SER:HG	2:B:79:LYS:HZ1	4	1.81
(1,33)	1:A:55:SER:HG	2:B:79:LYS:HZ2	4	1.81
(1,33)	1:A:55:SER:HG	2:B:79:LYS:HZ3	4	1.81
(1,33)	1:A:55:SER:HG	2:B:79:LYS:N	4	1.81
(1,33)	1:A:55:SER:HG	2:B:79:LYS:NZ	4	1.81
(1,33)	1:A:55:SER:HG	2:B:79:LYS:O	4	1.81
(1,33)	1:A:55:SER:HG	2:B:80:ILE:C	4	1.81
(1,33)	1:A:55:SER:HG	2:B:80:ILE:CA	4	1.81
(1,33)	1:A:55:SER:HG	2:B:80:ILE:CB	4	1.81
(1,33)	1:A:55:SER:HG	2:B:80:ILE:CD1	4	1.81
(1,33)	1:A:55:SER:HG	2:B:80:ILE:CG1	4	1.81
(1,33)	1:A:55:SER:HG	2:B:80:ILE:CG2	4	1.81
(1,33)	1:A:55:SER:HG	2:B:80:ILE:H	4	1.81
(1,33)	1:A:55:SER:HG	2:B:80:ILE:HA	4	1.81
(1,33)	1:A:55:SER:HG	2:B:80:ILE:HB	4	1.81
(1,33)	1:A:55:SER:HG	2:B:80:ILE:HD11	4	1.81
(1,33)	1:A:55:SER:HG	2:B:80:ILE:HD12	4	1.81
(1,33)	1:A:55:SER:HG	2:B:80:ILE:HD13	4	1.81
(1,33)	1:A:55:SER:HG	2:B:80:ILE:HG12	4	1.81
(1,33)	1:A:55:SER:HG	2:B:80:ILE:HG13	4	1.81
(1,33)	1:A:55:SER:HG	2:B:80:ILE:HG21	4	1.81
(1,33)	1:A:55:SER:HG	2:B:80:ILE:HG22	4	1.81
(1,33)	1:A:55:SER:HG	2:B:80:ILE:HG23	4	1.81
(1,33)	1:A:55:SER:HG	2:B:80:ILE:N	4	1.81

*Continued on next page...*

*Continued from previous page...*

Key	Atom-1	Atom-2	Model ID	Violation (Å)
(1,33)	1:A:55:SER:HG	2:B:80:ILE:O	4	1.81
(1,33)	1:A:55:SER:HG	2:B:84:GLN:C	4	1.81
(1,33)	1:A:55:SER:HG	2:B:84:GLN:CA	4	1.81
(1,33)	1:A:55:SER:HG	2:B:84:GLN:CB	4	1.81
(1,33)	1:A:55:SER:HG	2:B:84:GLN:CD	4	1.81
(1,33)	1:A:55:SER:HG	2:B:84:GLN:CG	4	1.81
(1,33)	1:A:55:SER:HG	2:B:84:GLN:H	4	1.81
(1,33)	1:A:55:SER:HG	2:B:84:GLN:HA	4	1.81
(1,33)	1:A:55:SER:HG	2:B:84:GLN:HB2	4	1.81
(1,33)	1:A:55:SER:HG	2:B:84:GLN:HB3	4	1.81
(1,33)	1:A:55:SER:HG	2:B:84:GLN:HE21	4	1.81
(1,33)	1:A:55:SER:HG	2:B:84:GLN:HE22	4	1.81
(1,33)	1:A:55:SER:HG	2:B:84:GLN:HG2	4	1.81
(1,33)	1:A:55:SER:HG	2:B:84:GLN:HG3	4	1.81
(1,33)	1:A:55:SER:HG	2:B:84:GLN:N	4	1.81
(1,33)	1:A:55:SER:HG	2:B:84:GLN:NE2	4	1.81
(1,33)	1:A:55:SER:HG	2:B:84:GLN:O	4	1.81
(1,33)	1:A:55:SER:HG	2:B:84:GLN:OE1	4	1.81
(1,33)	1:A:55:SER:HG	2:B:97:THR:C	4	1.81
(1,33)	1:A:55:SER:HG	2:B:97:THR:CA	4	1.81
(1,33)	1:A:55:SER:HG	2:B:97:THR:CB	4	1.81
(1,33)	1:A:55:SER:HG	2:B:97:THR:CG2	4	1.81
(1,33)	1:A:55:SER:HG	2:B:97:THR:H	4	1.81
(1,33)	1:A:55:SER:HG	2:B:97:THR:HA	4	1.81
(1,33)	1:A:55:SER:HG	2:B:97:THR:HB	4	1.81
(1,33)	1:A:55:SER:HG	2:B:97:THR:HG1	4	1.81
(1,33)	1:A:55:SER:HG	2:B:97:THR:HG21	4	1.81
(1,33)	1:A:55:SER:HG	2:B:97:THR:HG22	4	1.81
(1,33)	1:A:55:SER:HG	2:B:97:THR:HG23	4	1.81
(1,33)	1:A:55:SER:HG	2:B:97:THR:N	4	1.81
(1,33)	1:A:55:SER:HG	2:B:97:THR:O	4	1.81
(1,33)	1:A:55:SER:HG	2:B:97:THR:OG1	4	1.81
(1,33)	1:A:55:SER:HG	2:B:99:HIS:C	4	1.81
(1,33)	1:A:55:SER:HG	2:B:99:HIS:CA	4	1.81
(1,33)	1:A:55:SER:HG	2:B:99:HIS:CB	4	1.81
(1,33)	1:A:55:SER:HG	2:B:99:HIS:CD2	4	1.81
(1,33)	1:A:55:SER:HG	2:B:99:HIS:CE1	4	1.81
(1,33)	1:A:55:SER:HG	2:B:99:HIS:CG	4	1.81
(1,33)	1:A:55:SER:HG	2:B:99:HIS:H	4	1.81
(1,33)	1:A:55:SER:HG	2:B:99:HIS:HA	4	1.81
(1,33)	1:A:55:SER:HG	2:B:99:HIS:HB2	4	1.81
(1,33)	1:A:55:SER:HG	2:B:99:HIS:HB3	4	1.81

*Continued on next page...*

*Continued from previous page...*

Key	Atom-1	Atom-2	Model ID	Violation (Å)
(1,33)	1:A:55:SER:HG	2:B:99:HIS:HD1	4	1.81
(1,33)	1:A:55:SER:HG	2:B:99:HIS:HD2	4	1.81
(1,33)	1:A:55:SER:HG	2:B:99:HIS:HE1	4	1.81
(1,33)	1:A:55:SER:HG	2:B:99:HIS:HE2	4	1.81
(1,33)	1:A:55:SER:HG	2:B:99:HIS:N	4	1.81
(1,33)	1:A:55:SER:HG	2:B:99:HIS:ND1	4	1.81
(1,33)	1:A:55:SER:HG	2:B:99:HIS:NE2	4	1.81
(1,33)	1:A:55:SER:HG	2:B:99:HIS:O	4	1.81
(1,33)	1:A:55:SER:HG	2:B:101:VAL:C	4	1.81
(1,33)	1:A:55:SER:HG	2:B:101:VAL:CA	4	1.81
(1,33)	1:A:55:SER:HG	2:B:101:VAL:CB	4	1.81
(1,33)	1:A:55:SER:HG	2:B:101:VAL:CG1	4	1.81
(1,33)	1:A:55:SER:HG	2:B:101:VAL:CG2	4	1.81
(1,33)	1:A:55:SER:HG	2:B:101:VAL:H	4	1.81
(1,33)	1:A:55:SER:HG	2:B:101:VAL:HA	4	1.81
(1,33)	1:A:55:SER:HG	2:B:101:VAL:HB	4	1.81
(1,33)	1:A:55:SER:HG	2:B:101:VAL:HG11	4	1.81
(1,33)	1:A:55:SER:HG	2:B:101:VAL:HG12	4	1.81
(1,33)	1:A:55:SER:HG	2:B:101:VAL:HG13	4	1.81
(1,33)	1:A:55:SER:HG	2:B:101:VAL:HG21	4	1.81
(1,33)	1:A:55:SER:HG	2:B:101:VAL:HG22	4	1.81
(1,33)	1:A:55:SER:HG	2:B:101:VAL:HG23	4	1.81
(1,33)	1:A:55:SER:HG	2:B:101:VAL:N	4	1.81
(1,33)	1:A:55:SER:HG	2:B:101:VAL:O	4	1.81
(1,33)	1:A:55:SER:N	2:B:75:ILE:C	4	1.81
(1,33)	1:A:55:SER:N	2:B:75:ILE:CA	4	1.81
(1,33)	1:A:55:SER:N	2:B:75:ILE:CB	4	1.81
(1,33)	1:A:55:SER:N	2:B:75:ILE:CD1	4	1.81
(1,33)	1:A:55:SER:N	2:B:75:ILE:CG1	4	1.81
(1,33)	1:A:55:SER:N	2:B:75:ILE:CG2	4	1.81
(1,33)	1:A:55:SER:N	2:B:75:ILE:H	4	1.81
(1,33)	1:A:55:SER:N	2:B:75:ILE:HA	4	1.81
(1,33)	1:A:55:SER:N	2:B:75:ILE:HB	4	1.81
(1,33)	1:A:55:SER:N	2:B:75:ILE:HD11	4	1.81
(1,33)	1:A:55:SER:N	2:B:75:ILE:HD12	4	1.81
(1,33)	1:A:55:SER:N	2:B:75:ILE:HD13	4	1.81
(1,33)	1:A:55:SER:N	2:B:75:ILE:HG12	4	1.81
(1,33)	1:A:55:SER:N	2:B:75:ILE:HG13	4	1.81
(1,33)	1:A:55:SER:N	2:B:75:ILE:HG21	4	1.81
(1,33)	1:A:55:SER:N	2:B:75:ILE:HG22	4	1.81
(1,33)	1:A:55:SER:N	2:B:75:ILE:HG23	4	1.81
(1,33)	1:A:55:SER:N	2:B:75:ILE:N	4	1.81

*Continued on next page...*

*Continued from previous page...*

Key	Atom-1	Atom-2	Model ID	Violation (Å)
(1,33)	1:A:55:SER:N	2:B:75:ILE:O	4	1.81
(1,33)	1:A:55:SER:N	2:B:77:ALA:C	4	1.81
(1,33)	1:A:55:SER:N	2:B:77:ALA:CA	4	1.81
(1,33)	1:A:55:SER:N	2:B:77:ALA:CB	4	1.81
(1,33)	1:A:55:SER:N	2:B:77:ALA:H	4	1.81
(1,33)	1:A:55:SER:N	2:B:77:ALA:HA	4	1.81
(1,33)	1:A:55:SER:N	2:B:77:ALA:HB1	4	1.81
(1,33)	1:A:55:SER:N	2:B:77:ALA:HB2	4	1.81
(1,33)	1:A:55:SER:N	2:B:77:ALA:HB3	4	1.81
(1,33)	1:A:55:SER:N	2:B:77:ALA:N	4	1.81
(1,33)	1:A:55:SER:N	2:B:77:ALA:O	4	1.81
(1,33)	1:A:55:SER:N	2:B:78:GLY:C	4	1.81
(1,33)	1:A:55:SER:N	2:B:78:GLY:CA	4	1.81
(1,33)	1:A:55:SER:N	2:B:78:GLY:H	4	1.81
(1,33)	1:A:55:SER:N	2:B:78:GLY:HA2	4	1.81
(1,33)	1:A:55:SER:N	2:B:78:GLY:HA3	4	1.81
(1,33)	1:A:55:SER:N	2:B:78:GLY:N	4	1.81
(1,33)	1:A:55:SER:N	2:B:78:GLY:O	4	1.81
(1,33)	1:A:55:SER:N	2:B:79:LYS:C	4	1.81
(1,33)	1:A:55:SER:N	2:B:79:LYS:CA	4	1.81
(1,33)	1:A:55:SER:N	2:B:79:LYS:CB	4	1.81
(1,33)	1:A:55:SER:N	2:B:79:LYS:CD	4	1.81
(1,33)	1:A:55:SER:N	2:B:79:LYS:CE	4	1.81
(1,33)	1:A:55:SER:N	2:B:79:LYS:CG	4	1.81
(1,33)	1:A:55:SER:N	2:B:79:LYS:H	4	1.81
(1,33)	1:A:55:SER:N	2:B:79:LYS:HA	4	1.81
(1,33)	1:A:55:SER:N	2:B:79:LYS:HB2	4	1.81
(1,33)	1:A:55:SER:N	2:B:79:LYS:HB3	4	1.81
(1,33)	1:A:55:SER:N	2:B:79:LYS:HD2	4	1.81
(1,33)	1:A:55:SER:N	2:B:79:LYS:HD3	4	1.81
(1,33)	1:A:55:SER:N	2:B:79:LYS:HE2	4	1.81
(1,33)	1:A:55:SER:N	2:B:79:LYS:HE3	4	1.81
(1,33)	1:A:55:SER:N	2:B:79:LYS:HG2	4	1.81
(1,33)	1:A:55:SER:N	2:B:79:LYS:HG3	4	1.81
(1,33)	1:A:55:SER:N	2:B:79:LYS:HZ1	4	1.81
(1,33)	1:A:55:SER:N	2:B:79:LYS:HZ2	4	1.81
(1,33)	1:A:55:SER:N	2:B:79:LYS:HZ3	4	1.81
(1,33)	1:A:55:SER:N	2:B:79:LYS:N	4	1.81
(1,33)	1:A:55:SER:N	2:B:79:LYS:NZ	4	1.81
(1,33)	1:A:55:SER:N	2:B:79:LYS:O	4	1.81
(1,33)	1:A:55:SER:N	2:B:80:ILE:C	4	1.81
(1,33)	1:A:55:SER:N	2:B:80:ILE:CA	4	1.81

*Continued on next page...*

*Continued from previous page...*

Key	Atom-1	Atom-2	Model ID	Violation (Å)
(1,33)	1:A:55:SER:N	2:B:80:ILE:CB	4	1.81
(1,33)	1:A:55:SER:N	2:B:80:ILE:CD1	4	1.81
(1,33)	1:A:55:SER:N	2:B:80:ILE:CG1	4	1.81
(1,33)	1:A:55:SER:N	2:B:80:ILE:CG2	4	1.81
(1,33)	1:A:55:SER:N	2:B:80:ILE:H	4	1.81
(1,33)	1:A:55:SER:N	2:B:80:ILE:HA	4	1.81
(1,33)	1:A:55:SER:N	2:B:80:ILE:HB	4	1.81
(1,33)	1:A:55:SER:N	2:B:80:ILE:HD11	4	1.81
(1,33)	1:A:55:SER:N	2:B:80:ILE:HD12	4	1.81
(1,33)	1:A:55:SER:N	2:B:80:ILE:HD13	4	1.81
(1,33)	1:A:55:SER:N	2:B:80:ILE:HG12	4	1.81
(1,33)	1:A:55:SER:N	2:B:80:ILE:HG13	4	1.81
(1,33)	1:A:55:SER:N	2:B:80:ILE:HG21	4	1.81
(1,33)	1:A:55:SER:N	2:B:80:ILE:HG22	4	1.81
(1,33)	1:A:55:SER:N	2:B:80:ILE:HG23	4	1.81
(1,33)	1:A:55:SER:N	2:B:80:ILE:N	4	1.81
(1,33)	1:A:55:SER:N	2:B:80:ILE:O	4	1.81
(1,33)	1:A:55:SER:N	2:B:84:GLN:C	4	1.81
(1,33)	1:A:55:SER:N	2:B:84:GLN:CA	4	1.81
(1,33)	1:A:55:SER:N	2:B:84:GLN:CB	4	1.81
(1,33)	1:A:55:SER:N	2:B:84:GLN:CD	4	1.81
(1,33)	1:A:55:SER:N	2:B:84:GLN:CG	4	1.81
(1,33)	1:A:55:SER:N	2:B:84:GLN:H	4	1.81
(1,33)	1:A:55:SER:N	2:B:84:GLN:HA	4	1.81
(1,33)	1:A:55:SER:N	2:B:84:GLN:HB2	4	1.81
(1,33)	1:A:55:SER:N	2:B:84:GLN:HB3	4	1.81
(1,33)	1:A:55:SER:N	2:B:84:GLN:HE21	4	1.81
(1,33)	1:A:55:SER:N	2:B:84:GLN:HE22	4	1.81
(1,33)	1:A:55:SER:N	2:B:84:GLN:HG2	4	1.81
(1,33)	1:A:55:SER:N	2:B:84:GLN:HG3	4	1.81
(1,33)	1:A:55:SER:N	2:B:84:GLN:N	4	1.81
(1,33)	1:A:55:SER:N	2:B:84:GLN:NE2	4	1.81
(1,33)	1:A:55:SER:N	2:B:84:GLN:O	4	1.81
(1,33)	1:A:55:SER:N	2:B:84:GLN:OE1	4	1.81
(1,33)	1:A:55:SER:N	2:B:97:THR:C	4	1.81
(1,33)	1:A:55:SER:N	2:B:97:THR:CA	4	1.81
(1,33)	1:A:55:SER:N	2:B:97:THR:CB	4	1.81
(1,33)	1:A:55:SER:N	2:B:97:THR:CG2	4	1.81
(1,33)	1:A:55:SER:N	2:B:97:THR:H	4	1.81
(1,33)	1:A:55:SER:N	2:B:97:THR:HA	4	1.81
(1,33)	1:A:55:SER:N	2:B:97:THR:HB	4	1.81
(1,33)	1:A:55:SER:N	2:B:97:THR:HG1	4	1.81

*Continued on next page...*

*Continued from previous page...*

Key	Atom-1	Atom-2	Model ID	Violation (Å)
(1,33)	1:A:55:SER:N	2:B:97:THR:HG21	4	1.81
(1,33)	1:A:55:SER:N	2:B:97:THR:HG22	4	1.81
(1,33)	1:A:55:SER:N	2:B:97:THR:HG23	4	1.81
(1,33)	1:A:55:SER:N	2:B:97:THR:N	4	1.81
(1,33)	1:A:55:SER:N	2:B:97:THR:O	4	1.81
(1,33)	1:A:55:SER:N	2:B:97:THR:OG1	4	1.81
(1,33)	1:A:55:SER:N	2:B:99:HIS:C	4	1.81
(1,33)	1:A:55:SER:N	2:B:99:HIS:CA	4	1.81
(1,33)	1:A:55:SER:N	2:B:99:HIS:CB	4	1.81
(1,33)	1:A:55:SER:N	2:B:99:HIS:CD2	4	1.81
(1,33)	1:A:55:SER:N	2:B:99:HIS:CE1	4	1.81
(1,33)	1:A:55:SER:N	2:B:99:HIS:CG	4	1.81
(1,33)	1:A:55:SER:N	2:B:99:HIS:H	4	1.81
(1,33)	1:A:55:SER:N	2:B:99:HIS:HA	4	1.81
(1,33)	1:A:55:SER:N	2:B:99:HIS:HB2	4	1.81
(1,33)	1:A:55:SER:N	2:B:99:HIS:HB3	4	1.81
(1,33)	1:A:55:SER:N	2:B:99:HIS:HD1	4	1.81
(1,33)	1:A:55:SER:N	2:B:99:HIS:HD2	4	1.81
(1,33)	1:A:55:SER:N	2:B:99:HIS:HE1	4	1.81
(1,33)	1:A:55:SER:N	2:B:99:HIS:HE2	4	1.81
(1,33)	1:A:55:SER:N	2:B:99:HIS:N	4	1.81
(1,33)	1:A:55:SER:N	2:B:99:HIS:ND1	4	1.81
(1,33)	1:A:55:SER:N	2:B:99:HIS:NE2	4	1.81
(1,33)	1:A:55:SER:N	2:B:99:HIS:O	4	1.81
(1,33)	1:A:55:SER:N	2:B:101:VAL:C	4	1.81
(1,33)	1:A:55:SER:N	2:B:101:VAL:CA	4	1.81
(1,33)	1:A:55:SER:N	2:B:101:VAL:CB	4	1.81
(1,33)	1:A:55:SER:N	2:B:101:VAL:CG1	4	1.81
(1,33)	1:A:55:SER:N	2:B:101:VAL:CG2	4	1.81
(1,33)	1:A:55:SER:N	2:B:101:VAL:H	4	1.81
(1,33)	1:A:55:SER:N	2:B:101:VAL:HA	4	1.81
(1,33)	1:A:55:SER:N	2:B:101:VAL:HB	4	1.81
(1,33)	1:A:55:SER:N	2:B:101:VAL:HG11	4	1.81
(1,33)	1:A:55:SER:N	2:B:101:VAL:HG12	4	1.81
(1,33)	1:A:55:SER:N	2:B:101:VAL:HG13	4	1.81
(1,33)	1:A:55:SER:N	2:B:101:VAL:HG21	4	1.81
(1,33)	1:A:55:SER:N	2:B:101:VAL:HG22	4	1.81
(1,33)	1:A:55:SER:N	2:B:101:VAL:HG23	4	1.81
(1,33)	1:A:55:SER:N	2:B:101:VAL:N	4	1.81
(1,33)	1:A:55:SER:N	2:B:101:VAL:O	4	1.81
(1,33)	1:A:55:SER:O	2:B:75:ILE:C	4	1.81
(1,33)	1:A:55:SER:O	2:B:75:ILE:CA	4	1.81

*Continued on next page...*

*Continued from previous page...*

Key	Atom-1	Atom-2	Model ID	Violation (Å)
(1,33)	1:A:55:SER:O	2:B:75:ILE:CB	4	1.81
(1,33)	1:A:55:SER:O	2:B:75:ILE:CD1	4	1.81
(1,33)	1:A:55:SER:O	2:B:75:ILE:CG1	4	1.81
(1,33)	1:A:55:SER:O	2:B:75:ILE:CG2	4	1.81
(1,33)	1:A:55:SER:O	2:B:75:ILE:H	4	1.81
(1,33)	1:A:55:SER:O	2:B:75:ILE:HA	4	1.81
(1,33)	1:A:55:SER:O	2:B:75:ILE:HB	4	1.81
(1,33)	1:A:55:SER:O	2:B:75:ILE:HD11	4	1.81
(1,33)	1:A:55:SER:O	2:B:75:ILE:HD12	4	1.81
(1,33)	1:A:55:SER:O	2:B:75:ILE:HD13	4	1.81
(1,33)	1:A:55:SER:O	2:B:75:ILE:HG12	4	1.81
(1,33)	1:A:55:SER:O	2:B:75:ILE:HG13	4	1.81
(1,33)	1:A:55:SER:O	2:B:75:ILE:HG21	4	1.81
(1,33)	1:A:55:SER:O	2:B:75:ILE:HG22	4	1.81
(1,33)	1:A:55:SER:O	2:B:75:ILE:HG23	4	1.81
(1,33)	1:A:55:SER:O	2:B:75:ILE:N	4	1.81
(1,33)	1:A:55:SER:O	2:B:75:ILE:O	4	1.81
(1,33)	1:A:55:SER:O	2:B:77:ALA:C	4	1.81
(1,33)	1:A:55:SER:O	2:B:77:ALA:CA	4	1.81
(1,33)	1:A:55:SER:O	2:B:77:ALA:CB	4	1.81
(1,33)	1:A:55:SER:O	2:B:77:ALA:H	4	1.81
(1,33)	1:A:55:SER:O	2:B:77:ALA:HA	4	1.81
(1,33)	1:A:55:SER:O	2:B:77:ALA:HB1	4	1.81
(1,33)	1:A:55:SER:O	2:B:77:ALA:HB2	4	1.81
(1,33)	1:A:55:SER:O	2:B:77:ALA:HB3	4	1.81
(1,33)	1:A:55:SER:O	2:B:77:ALA:N	4	1.81
(1,33)	1:A:55:SER:O	2:B:77:ALA:O	4	1.81
(1,33)	1:A:55:SER:O	2:B:78:GLY:C	4	1.81
(1,33)	1:A:55:SER:O	2:B:78:GLY:CA	4	1.81
(1,33)	1:A:55:SER:O	2:B:78:GLY:H	4	1.81
(1,33)	1:A:55:SER:O	2:B:78:GLY:HA2	4	1.81
(1,33)	1:A:55:SER:O	2:B:78:GLY:HA3	4	1.81
(1,33)	1:A:55:SER:O	2:B:78:GLY:N	4	1.81
(1,33)	1:A:55:SER:O	2:B:78:GLY:O	4	1.81
(1,33)	1:A:55:SER:O	2:B:79:LYS:C	4	1.81
(1,33)	1:A:55:SER:O	2:B:79:LYS:CA	4	1.81
(1,33)	1:A:55:SER:O	2:B:79:LYS:CB	4	1.81
(1,33)	1:A:55:SER:O	2:B:79:LYS:CD	4	1.81
(1,33)	1:A:55:SER:O	2:B:79:LYS:CE	4	1.81
(1,33)	1:A:55:SER:O	2:B:79:LYS:CG	4	1.81
(1,33)	1:A:55:SER:O	2:B:79:LYS:H	4	1.81
(1,33)	1:A:55:SER:O	2:B:79:LYS:HA	4	1.81

*Continued on next page...*



*Continued from previous page...*

Key	Atom-1	Atom-2	Model ID	Violation (Å)
(1,33)	1:A:55:SER:O	2:B:79:LYS:HB2	4	1.81
(1,33)	1:A:55:SER:O	2:B:79:LYS:HB3	4	1.81
(1,33)	1:A:55:SER:O	2:B:79:LYS:HD2	4	1.81
(1,33)	1:A:55:SER:O	2:B:79:LYS:HD3	4	1.81
(1,33)	1:A:55:SER:O	2:B:79:LYS:HE2	4	1.81
(1,33)	1:A:55:SER:O	2:B:79:LYS:HE3	4	1.81
(1,33)	1:A:55:SER:O	2:B:79:LYS:HG2	4	1.81
(1,33)	1:A:55:SER:O	2:B:79:LYS:HG3	4	1.81
(1,33)	1:A:55:SER:O	2:B:79:LYS:HZ1	4	1.81
(1,33)	1:A:55:SER:O	2:B:79:LYS:HZ2	4	1.81
(1,33)	1:A:55:SER:O	2:B:79:LYS:HZ3	4	1.81
(1,33)	1:A:55:SER:O	2:B:79:LYS:N	4	1.81
(1,33)	1:A:55:SER:O	2:B:79:LYS:NZ	4	1.81
(1,33)	1:A:55:SER:O	2:B:79:LYS:O	4	1.81
(1,33)	1:A:55:SER:O	2:B:80:ILE:C	4	1.81
(1,33)	1:A:55:SER:O	2:B:80:ILE:CA	4	1.81
(1,33)	1:A:55:SER:O	2:B:80:ILE:CB	4	1.81
(1,33)	1:A:55:SER:O	2:B:80:ILE:CD1	4	1.81
(1,33)	1:A:55:SER:O	2:B:80:ILE:CG1	4	1.81
(1,33)	1:A:55:SER:O	2:B:80:ILE:CG2	4	1.81
(1,33)	1:A:55:SER:O	2:B:80:ILE:H	4	1.81
(1,33)	1:A:55:SER:O	2:B:80:ILE:HA	4	1.81
(1,33)	1:A:55:SER:O	2:B:80:ILE:HB	4	1.81
(1,33)	1:A:55:SER:O	2:B:80:ILE:HD11	4	1.81
(1,33)	1:A:55:SER:O	2:B:80:ILE:HD12	4	1.81
(1,33)	1:A:55:SER:O	2:B:80:ILE:HD13	4	1.81
(1,33)	1:A:55:SER:O	2:B:80:ILE:HG12	4	1.81
(1,33)	1:A:55:SER:O	2:B:80:ILE:HG13	4	1.81
(1,33)	1:A:55:SER:O	2:B:80:ILE:HG21	4	1.81
(1,33)	1:A:55:SER:O	2:B:80:ILE:HG22	4	1.81
(1,33)	1:A:55:SER:O	2:B:80:ILE:HG23	4	1.81
(1,33)	1:A:55:SER:O	2:B:80:ILE:N	4	1.81
(1,33)	1:A:55:SER:O	2:B:80:ILE:O	4	1.81
(1,33)	1:A:55:SER:O	2:B:84:GLN:C	4	1.81
(1,33)	1:A:55:SER:O	2:B:84:GLN:CA	4	1.81
(1,33)	1:A:55:SER:O	2:B:84:GLN:CB	4	1.81
(1,33)	1:A:55:SER:O	2:B:84:GLN:CD	4	1.81
(1,33)	1:A:55:SER:O	2:B:84:GLN:CG	4	1.81
(1,33)	1:A:55:SER:O	2:B:84:GLN:H	4	1.81
(1,33)	1:A:55:SER:O	2:B:84:GLN:HA	4	1.81
(1,33)	1:A:55:SER:O	2:B:84:GLN:HB2	4	1.81
(1,33)	1:A:55:SER:O	2:B:84:GLN:HB3	4	1.81

*Continued on next page...*

*Continued from previous page...*

Key	Atom-1	Atom-2	Model ID	Violation (Å)
(1,33)	1:A:55:SER:O	2:B:84:GLN:HE21	4	1.81
(1,33)	1:A:55:SER:O	2:B:84:GLN:HE22	4	1.81
(1,33)	1:A:55:SER:O	2:B:84:GLN:HG2	4	1.81
(1,33)	1:A:55:SER:O	2:B:84:GLN:HG3	4	1.81
(1,33)	1:A:55:SER:O	2:B:84:GLN:N	4	1.81
(1,33)	1:A:55:SER:O	2:B:84:GLN:NE2	4	1.81
(1,33)	1:A:55:SER:O	2:B:84:GLN:O	4	1.81
(1,33)	1:A:55:SER:O	2:B:84:GLN:OE1	4	1.81
(1,33)	1:A:55:SER:O	2:B:97:THR:C	4	1.81
(1,33)	1:A:55:SER:O	2:B:97:THR:CA	4	1.81
(1,33)	1:A:55:SER:O	2:B:97:THR:CB	4	1.81
(1,33)	1:A:55:SER:O	2:B:97:THR:CG2	4	1.81
(1,33)	1:A:55:SER:O	2:B:97:THR:H	4	1.81
(1,33)	1:A:55:SER:O	2:B:97:THR:HA	4	1.81
(1,33)	1:A:55:SER:O	2:B:97:THR:HB	4	1.81
(1,33)	1:A:55:SER:O	2:B:97:THR:HG1	4	1.81
(1,33)	1:A:55:SER:O	2:B:97:THR:HG21	4	1.81
(1,33)	1:A:55:SER:O	2:B:97:THR:HG22	4	1.81
(1,33)	1:A:55:SER:O	2:B:97:THR:HG23	4	1.81
(1,33)	1:A:55:SER:O	2:B:97:THR:N	4	1.81
(1,33)	1:A:55:SER:O	2:B:97:THR:O	4	1.81
(1,33)	1:A:55:SER:O	2:B:97:THR:OG1	4	1.81
(1,33)	1:A:55:SER:O	2:B:99:HIS:C	4	1.81
(1,33)	1:A:55:SER:O	2:B:99:HIS:CA	4	1.81
(1,33)	1:A:55:SER:O	2:B:99:HIS:CB	4	1.81
(1,33)	1:A:55:SER:O	2:B:99:HIS:CD2	4	1.81
(1,33)	1:A:55:SER:O	2:B:99:HIS:CE1	4	1.81
(1,33)	1:A:55:SER:O	2:B:99:HIS:CG	4	1.81
(1,33)	1:A:55:SER:O	2:B:99:HIS:H	4	1.81
(1,33)	1:A:55:SER:O	2:B:99:HIS:HA	4	1.81
(1,33)	1:A:55:SER:O	2:B:99:HIS:HB2	4	1.81
(1,33)	1:A:55:SER:O	2:B:99:HIS:HB3	4	1.81
(1,33)	1:A:55:SER:O	2:B:99:HIS:HD1	4	1.81
(1,33)	1:A:55:SER:O	2:B:99:HIS:HD2	4	1.81
(1,33)	1:A:55:SER:O	2:B:99:HIS:HE1	4	1.81
(1,33)	1:A:55:SER:O	2:B:99:HIS:HE2	4	1.81
(1,33)	1:A:55:SER:O	2:B:99:HIS:N	4	1.81
(1,33)	1:A:55:SER:O	2:B:99:HIS:ND1	4	1.81
(1,33)	1:A:55:SER:O	2:B:99:HIS:NE2	4	1.81
(1,33)	1:A:55:SER:O	2:B:99:HIS:O	4	1.81
(1,33)	1:A:55:SER:O	2:B:101:VAL:C	4	1.81
(1,33)	1:A:55:SER:O	2:B:101:VAL:CA	4	1.81

*Continued on next page...*

*Continued from previous page...*

Key	Atom-1	Atom-2	Model ID	Violation (Å)
(1,33)	1:A:55:SER:O	2:B:101:VAL:CB	4	1.81
(1,33)	1:A:55:SER:O	2:B:101:VAL:CG1	4	1.81
(1,33)	1:A:55:SER:O	2:B:101:VAL:CG2	4	1.81
(1,33)	1:A:55:SER:O	2:B:101:VAL:H	4	1.81
(1,33)	1:A:55:SER:O	2:B:101:VAL:HA	4	1.81
(1,33)	1:A:55:SER:O	2:B:101:VAL:HB	4	1.81
(1,33)	1:A:55:SER:O	2:B:101:VAL:HG11	4	1.81
(1,33)	1:A:55:SER:O	2:B:101:VAL:HG12	4	1.81
(1,33)	1:A:55:SER:O	2:B:101:VAL:HG13	4	1.81
(1,33)	1:A:55:SER:O	2:B:101:VAL:HG21	4	1.81
(1,33)	1:A:55:SER:O	2:B:101:VAL:HG22	4	1.81
(1,33)	1:A:55:SER:O	2:B:101:VAL:HG23	4	1.81
(1,33)	1:A:55:SER:O	2:B:101:VAL:N	4	1.81
(1,33)	1:A:55:SER:O	2:B:101:VAL:O	4	1.81
(1,33)	1:A:55:SER:OG	2:B:75:ILE:C	4	1.81
(1,33)	1:A:55:SER:OG	2:B:75:ILE:CA	4	1.81
(1,33)	1:A:55:SER:OG	2:B:75:ILE:CB	4	1.81
(1,33)	1:A:55:SER:OG	2:B:75:ILE:CD1	4	1.81
(1,33)	1:A:55:SER:OG	2:B:75:ILE:CG1	4	1.81
(1,33)	1:A:55:SER:OG	2:B:75:ILE:CG2	4	1.81
(1,33)	1:A:55:SER:OG	2:B:75:ILE:H	4	1.81
(1,33)	1:A:55:SER:OG	2:B:75:ILE:HA	4	1.81
(1,33)	1:A:55:SER:OG	2:B:75:ILE:HB	4	1.81
(1,33)	1:A:55:SER:OG	2:B:75:ILE:HD11	4	1.81
(1,33)	1:A:55:SER:OG	2:B:75:ILE:HD12	4	1.81
(1,33)	1:A:55:SER:OG	2:B:75:ILE:HD13	4	1.81
(1,33)	1:A:55:SER:OG	2:B:75:ILE:HG12	4	1.81
(1,33)	1:A:55:SER:OG	2:B:75:ILE:HG13	4	1.81
(1,33)	1:A:55:SER:OG	2:B:75:ILE:HG21	4	1.81
(1,33)	1:A:55:SER:OG	2:B:75:ILE:HG22	4	1.81
(1,33)	1:A:55:SER:OG	2:B:75:ILE:HG23	4	1.81
(1,33)	1:A:55:SER:OG	2:B:75:ILE:N	4	1.81
(1,33)	1:A:55:SER:OG	2:B:75:ILE:O	4	1.81
(1,33)	1:A:55:SER:OG	2:B:77:ALA:C	4	1.81
(1,33)	1:A:55:SER:OG	2:B:77:ALA:CA	4	1.81
(1,33)	1:A:55:SER:OG	2:B:77:ALA:CB	4	1.81
(1,33)	1:A:55:SER:OG	2:B:77:ALA:H	4	1.81
(1,33)	1:A:55:SER:OG	2:B:77:ALA:HA	4	1.81
(1,33)	1:A:55:SER:OG	2:B:77:ALA:HB1	4	1.81
(1,33)	1:A:55:SER:OG	2:B:77:ALA:HB2	4	1.81
(1,33)	1:A:55:SER:OG	2:B:77:ALA:HB3	4	1.81
(1,33)	1:A:55:SER:OG	2:B:77:ALA:N	4	1.81

*Continued on next page...*

*Continued from previous page...*

Key	Atom-1	Atom-2	Model ID	Violation (Å)
(1,33)	1:A:55:SER:OG	2:B:77:ALA:O	4	1.81
(1,33)	1:A:55:SER:OG	2:B:78:GLY:C	4	1.81
(1,33)	1:A:55:SER:OG	2:B:78:GLY:CA	4	1.81
(1,33)	1:A:55:SER:OG	2:B:78:GLY:H	4	1.81
(1,33)	1:A:55:SER:OG	2:B:78:GLY:HA2	4	1.81
(1,33)	1:A:55:SER:OG	2:B:78:GLY:HA3	4	1.81
(1,33)	1:A:55:SER:OG	2:B:78:GLY:N	4	1.81
(1,33)	1:A:55:SER:OG	2:B:78:GLY:O	4	1.81
(1,33)	1:A:55:SER:OG	2:B:79:LYS:C	4	1.81
(1,33)	1:A:55:SER:OG	2:B:79:LYS:CA	4	1.81
(1,33)	1:A:55:SER:OG	2:B:79:LYS:CB	4	1.81
(1,33)	1:A:55:SER:OG	2:B:79:LYS:CD	4	1.81
(1,33)	1:A:55:SER:OG	2:B:79:LYS:CE	4	1.81
(1,33)	1:A:55:SER:OG	2:B:79:LYS:CG	4	1.81
(1,33)	1:A:55:SER:OG	2:B:79:LYS:H	4	1.81
(1,33)	1:A:55:SER:OG	2:B:79:LYS:HA	4	1.81
(1,33)	1:A:55:SER:OG	2:B:79:LYS:HB2	4	1.81
(1,33)	1:A:55:SER:OG	2:B:79:LYS:HB3	4	1.81
(1,33)	1:A:55:SER:OG	2:B:79:LYS:HD2	4	1.81
(1,33)	1:A:55:SER:OG	2:B:79:LYS:HD3	4	1.81
(1,33)	1:A:55:SER:OG	2:B:79:LYS:HE2	4	1.81
(1,33)	1:A:55:SER:OG	2:B:79:LYS:HE3	4	1.81
(1,33)	1:A:55:SER:OG	2:B:79:LYS:HG2	4	1.81
(1,33)	1:A:55:SER:OG	2:B:79:LYS:HG3	4	1.81
(1,33)	1:A:55:SER:OG	2:B:79:LYS:HZ1	4	1.81
(1,33)	1:A:55:SER:OG	2:B:79:LYS:HZ2	4	1.81
(1,33)	1:A:55:SER:OG	2:B:79:LYS:HZ3	4	1.81
(1,33)	1:A:55:SER:OG	2:B:79:LYS:N	4	1.81
(1,33)	1:A:55:SER:OG	2:B:79:LYS:NZ	4	1.81
(1,33)	1:A:55:SER:OG	2:B:79:LYS:O	4	1.81
(1,33)	1:A:55:SER:OG	2:B:80:ILE:C	4	1.81
(1,33)	1:A:55:SER:OG	2:B:80:ILE:CA	4	1.81
(1,33)	1:A:55:SER:OG	2:B:80:ILE:CB	4	1.81
(1,33)	1:A:55:SER:OG	2:B:80:ILE:CD1	4	1.81
(1,33)	1:A:55:SER:OG	2:B:80:ILE:CG1	4	1.81
(1,33)	1:A:55:SER:OG	2:B:80:ILE:CG2	4	1.81
(1,33)	1:A:55:SER:OG	2:B:80:ILE:H	4	1.81
(1,33)	1:A:55:SER:OG	2:B:80:ILE:HA	4	1.81
(1,33)	1:A:55:SER:OG	2:B:80:ILE:HB	4	1.81
(1,33)	1:A:55:SER:OG	2:B:80:ILE:HD11	4	1.81
(1,33)	1:A:55:SER:OG	2:B:80:ILE:HD12	4	1.81
(1,33)	1:A:55:SER:OG	2:B:80:ILE:HD13	4	1.81

*Continued on next page...*

*Continued from previous page...*

Key	Atom-1	Atom-2	Model ID	Violation (Å)
(1,33)	1:A:55:SER:OG	2:B:80:ILE:HG12	4	1.81
(1,33)	1:A:55:SER:OG	2:B:80:ILE:HG13	4	1.81
(1,33)	1:A:55:SER:OG	2:B:80:ILE:HG21	4	1.81
(1,33)	1:A:55:SER:OG	2:B:80:ILE:HG22	4	1.81
(1,33)	1:A:55:SER:OG	2:B:80:ILE:HG23	4	1.81
(1,33)	1:A:55:SER:OG	2:B:80:ILE:N	4	1.81
(1,33)	1:A:55:SER:OG	2:B:80:ILE:O	4	1.81
(1,33)	1:A:55:SER:OG	2:B:84:GLN:C	4	1.81
(1,33)	1:A:55:SER:OG	2:B:84:GLN:CA	4	1.81
(1,33)	1:A:55:SER:OG	2:B:84:GLN:CB	4	1.81
(1,33)	1:A:55:SER:OG	2:B:84:GLN:CD	4	1.81
(1,33)	1:A:55:SER:OG	2:B:84:GLN:CG	4	1.81
(1,33)	1:A:55:SER:OG	2:B:84:GLN:H	4	1.81
(1,33)	1:A:55:SER:OG	2:B:84:GLN:HA	4	1.81
(1,33)	1:A:55:SER:OG	2:B:84:GLN:HB2	4	1.81
(1,33)	1:A:55:SER:OG	2:B:84:GLN:HB3	4	1.81
(1,33)	1:A:55:SER:OG	2:B:84:GLN:HE21	4	1.81
(1,33)	1:A:55:SER:OG	2:B:84:GLN:HE22	4	1.81
(1,33)	1:A:55:SER:OG	2:B:84:GLN:HG2	4	1.81
(1,33)	1:A:55:SER:OG	2:B:84:GLN:HG3	4	1.81
(1,33)	1:A:55:SER:OG	2:B:84:GLN:N	4	1.81
(1,33)	1:A:55:SER:OG	2:B:84:GLN:NE2	4	1.81
(1,33)	1:A:55:SER:OG	2:B:84:GLN:O	4	1.81
(1,33)	1:A:55:SER:OG	2:B:84:GLN:OE1	4	1.81
(1,33)	1:A:55:SER:OG	2:B:97:THR:C	4	1.81
(1,33)	1:A:55:SER:OG	2:B:97:THR:CA	4	1.81
(1,33)	1:A:55:SER:OG	2:B:97:THR:CB	4	1.81
(1,33)	1:A:55:SER:OG	2:B:97:THR:CG2	4	1.81
(1,33)	1:A:55:SER:OG	2:B:97:THR:H	4	1.81
(1,33)	1:A:55:SER:OG	2:B:97:THR:HA	4	1.81
(1,33)	1:A:55:SER:OG	2:B:97:THR:HB	4	1.81
(1,33)	1:A:55:SER:OG	2:B:97:THR:HG1	4	1.81
(1,33)	1:A:55:SER:OG	2:B:97:THR:HG21	4	1.81
(1,33)	1:A:55:SER:OG	2:B:97:THR:HG22	4	1.81
(1,33)	1:A:55:SER:OG	2:B:97:THR:HG23	4	1.81
(1,33)	1:A:55:SER:OG	2:B:97:THR:N	4	1.81
(1,33)	1:A:55:SER:OG	2:B:97:THR:O	4	1.81
(1,33)	1:A:55:SER:OG	2:B:97:THR:OG1	4	1.81
(1,33)	1:A:55:SER:OG	2:B:99:HIS:C	4	1.81
(1,33)	1:A:55:SER:OG	2:B:99:HIS:CA	4	1.81
(1,33)	1:A:55:SER:OG	2:B:99:HIS:CB	4	1.81
(1,33)	1:A:55:SER:OG	2:B:99:HIS:CD2	4	1.81

*Continued on next page...*

*Continued from previous page...*

Key	Atom-1	Atom-2	Model ID	Violation (Å)
(1,33)	1:A:55:SER:OG	2:B:99:HIS:CE1	4	1.81
(1,33)	1:A:55:SER:OG	2:B:99:HIS:CG	4	1.81
(1,33)	1:A:55:SER:OG	2:B:99:HIS:H	4	1.81
(1,33)	1:A:55:SER:OG	2:B:99:HIS:HA	4	1.81
(1,33)	1:A:55:SER:OG	2:B:99:HIS:HB2	4	1.81
(1,33)	1:A:55:SER:OG	2:B:99:HIS:HB3	4	1.81
(1,33)	1:A:55:SER:OG	2:B:99:HIS:HD1	4	1.81
(1,33)	1:A:55:SER:OG	2:B:99:HIS:HD2	4	1.81
(1,33)	1:A:55:SER:OG	2:B:99:HIS:HE1	4	1.81
(1,33)	1:A:55:SER:OG	2:B:99:HIS:HE2	4	1.81
(1,33)	1:A:55:SER:OG	2:B:99:HIS:N	4	1.81
(1,33)	1:A:55:SER:OG	2:B:99:HIS:ND1	4	1.81
(1,33)	1:A:55:SER:OG	2:B:99:HIS:NE2	4	1.81
(1,33)	1:A:55:SER:OG	2:B:99:HIS:O	4	1.81
(1,33)	1:A:55:SER:OG	2:B:101:VAL:C	4	1.81
(1,33)	1:A:55:SER:OG	2:B:101:VAL:CA	4	1.81
(1,33)	1:A:55:SER:OG	2:B:101:VAL:CB	4	1.81
(1,33)	1:A:55:SER:OG	2:B:101:VAL:CG1	4	1.81
(1,33)	1:A:55:SER:OG	2:B:101:VAL:CG2	4	1.81
(1,33)	1:A:55:SER:OG	2:B:101:VAL:H	4	1.81
(1,33)	1:A:55:SER:OG	2:B:101:VAL:HA	4	1.81
(1,33)	1:A:55:SER:OG	2:B:101:VAL:HB	4	1.81
(1,33)	1:A:55:SER:OG	2:B:101:VAL:HG11	4	1.81
(1,33)	1:A:55:SER:OG	2:B:101:VAL:HG12	4	1.81
(1,33)	1:A:55:SER:OG	2:B:101:VAL:HG13	4	1.81
(1,33)	1:A:55:SER:OG	2:B:101:VAL:HG21	4	1.81
(1,33)	1:A:55:SER:OG	2:B:101:VAL:HG22	4	1.81
(1,33)	1:A:55:SER:OG	2:B:101:VAL:HG23	4	1.81
(1,33)	1:A:55:SER:OG	2:B:101:VAL:N	4	1.81
(1,33)	1:A:55:SER:OG	2:B:101:VAL:O	4	1.81
(1,33)	1:A:55:SER:C	2:B:75:ILE:C	8	1.81
(1,33)	1:A:55:SER:C	2:B:75:ILE:CA	8	1.81
(1,33)	1:A:55:SER:C	2:B:75:ILE:CB	8	1.81
(1,33)	1:A:55:SER:C	2:B:75:ILE:CD1	8	1.81
(1,33)	1:A:55:SER:C	2:B:75:ILE:CG1	8	1.81
(1,33)	1:A:55:SER:C	2:B:75:ILE:CG2	8	1.81
(1,33)	1:A:55:SER:C	2:B:75:ILE:H	8	1.81
(1,33)	1:A:55:SER:C	2:B:75:ILE:HA	8	1.81
(1,33)	1:A:55:SER:C	2:B:75:ILE:HB	8	1.81
(1,33)	1:A:55:SER:C	2:B:75:ILE:HD11	8	1.81
(1,33)	1:A:55:SER:C	2:B:75:ILE:HD12	8	1.81
(1,33)	1:A:55:SER:C	2:B:75:ILE:HD13	8	1.81

*Continued on next page...*

*Continued from previous page...*

Key	Atom-1	Atom-2	Model ID	Violation (Å)
(1,33)	1:A:55:SER:C	2:B:75:ILE:HG12	8	1.81
(1,33)	1:A:55:SER:C	2:B:75:ILE:HG13	8	1.81
(1,33)	1:A:55:SER:C	2:B:75:ILE:HG21	8	1.81
(1,33)	1:A:55:SER:C	2:B:75:ILE:HG22	8	1.81
(1,33)	1:A:55:SER:C	2:B:75:ILE:HG23	8	1.81
(1,33)	1:A:55:SER:C	2:B:75:ILE:N	8	1.81
(1,33)	1:A:55:SER:C	2:B:75:ILE:O	8	1.81
(1,33)	1:A:55:SER:C	2:B:77:ALA:C	8	1.81
(1,33)	1:A:55:SER:C	2:B:77:ALA:CA	8	1.81
(1,33)	1:A:55:SER:C	2:B:77:ALA:CB	8	1.81
(1,33)	1:A:55:SER:C	2:B:77:ALA:H	8	1.81
(1,33)	1:A:55:SER:C	2:B:77:ALA:HA	8	1.81
(1,33)	1:A:55:SER:C	2:B:77:ALA:HB1	8	1.81
(1,33)	1:A:55:SER:C	2:B:77:ALA:HB2	8	1.81
(1,33)	1:A:55:SER:C	2:B:77:ALA:HB3	8	1.81
(1,33)	1:A:55:SER:C	2:B:77:ALA:N	8	1.81
(1,33)	1:A:55:SER:C	2:B:77:ALA:O	8	1.81
(1,33)	1:A:55:SER:C	2:B:78:GLY:C	8	1.81
(1,33)	1:A:55:SER:C	2:B:78:GLY:CA	8	1.81
(1,33)	1:A:55:SER:C	2:B:78:GLY:H	8	1.81
(1,33)	1:A:55:SER:C	2:B:78:GLY:HA2	8	1.81
(1,33)	1:A:55:SER:C	2:B:78:GLY:HA3	8	1.81
(1,33)	1:A:55:SER:C	2:B:78:GLY:N	8	1.81
(1,33)	1:A:55:SER:C	2:B:78:GLY:O	8	1.81
(1,33)	1:A:55:SER:C	2:B:79:LYS:C	8	1.81
(1,33)	1:A:55:SER:C	2:B:79:LYS:CA	8	1.81
(1,33)	1:A:55:SER:C	2:B:79:LYS:CB	8	1.81
(1,33)	1:A:55:SER:C	2:B:79:LYS:CD	8	1.81
(1,33)	1:A:55:SER:C	2:B:79:LYS:CE	8	1.81
(1,33)	1:A:55:SER:C	2:B:79:LYS:CG	8	1.81
(1,33)	1:A:55:SER:C	2:B:79:LYS:H	8	1.81
(1,33)	1:A:55:SER:C	2:B:79:LYS:HA	8	1.81
(1,33)	1:A:55:SER:C	2:B:79:LYS:HB2	8	1.81
(1,33)	1:A:55:SER:C	2:B:79:LYS:HB3	8	1.81
(1,33)	1:A:55:SER:C	2:B:79:LYS:HD2	8	1.81
(1,33)	1:A:55:SER:C	2:B:79:LYS:HD3	8	1.81
(1,33)	1:A:55:SER:C	2:B:79:LYS:HE2	8	1.81
(1,33)	1:A:55:SER:C	2:B:79:LYS:HE3	8	1.81
(1,33)	1:A:55:SER:C	2:B:79:LYS:HG2	8	1.81
(1,33)	1:A:55:SER:C	2:B:79:LYS:HG3	8	1.81
(1,33)	1:A:55:SER:C	2:B:79:LYS:HZ1	8	1.81
(1,33)	1:A:55:SER:C	2:B:79:LYS:HZ2	8	1.81

*Continued on next page...*

*Continued from previous page...*

Key	Atom-1	Atom-2	Model ID	Violation (Å)
(1,33)	1:A:55:SER:C	2:B:79:LYS:HZ3	8	1.81
(1,33)	1:A:55:SER:C	2:B:79:LYS:N	8	1.81
(1,33)	1:A:55:SER:C	2:B:79:LYS:NZ	8	1.81
(1,33)	1:A:55:SER:C	2:B:79:LYS:O	8	1.81
(1,33)	1:A:55:SER:C	2:B:80:ILE:C	8	1.81
(1,33)	1:A:55:SER:C	2:B:80:ILE:CA	8	1.81
(1,33)	1:A:55:SER:C	2:B:80:ILE:CB	8	1.81
(1,33)	1:A:55:SER:C	2:B:80:ILE:CD1	8	1.81
(1,33)	1:A:55:SER:C	2:B:80:ILE:CG1	8	1.81
(1,33)	1:A:55:SER:C	2:B:80:ILE:CG2	8	1.81
(1,33)	1:A:55:SER:C	2:B:80:ILE:H	8	1.81
(1,33)	1:A:55:SER:C	2:B:80:ILE:HA	8	1.81
(1,33)	1:A:55:SER:C	2:B:80:ILE:HB	8	1.81
(1,33)	1:A:55:SER:C	2:B:80:ILE:HD11	8	1.81
(1,33)	1:A:55:SER:C	2:B:80:ILE:HD12	8	1.81
(1,33)	1:A:55:SER:C	2:B:80:ILE:HD13	8	1.81
(1,33)	1:A:55:SER:C	2:B:80:ILE:HG12	8	1.81
(1,33)	1:A:55:SER:C	2:B:80:ILE:HG13	8	1.81
(1,33)	1:A:55:SER:C	2:B:80:ILE:HG21	8	1.81
(1,33)	1:A:55:SER:C	2:B:80:ILE:HG22	8	1.81
(1,33)	1:A:55:SER:C	2:B:80:ILE:HG23	8	1.81
(1,33)	1:A:55:SER:C	2:B:80:ILE:N	8	1.81
(1,33)	1:A:55:SER:C	2:B:80:ILE:O	8	1.81
(1,33)	1:A:55:SER:C	2:B:84:GLN:C	8	1.81
(1,33)	1:A:55:SER:C	2:B:84:GLN:CA	8	1.81
(1,33)	1:A:55:SER:C	2:B:84:GLN:CB	8	1.81
(1,33)	1:A:55:SER:C	2:B:84:GLN:CD	8	1.81
(1,33)	1:A:55:SER:C	2:B:84:GLN:CG	8	1.81
(1,33)	1:A:55:SER:C	2:B:84:GLN:H	8	1.81
(1,33)	1:A:55:SER:C	2:B:84:GLN:HA	8	1.81
(1,33)	1:A:55:SER:C	2:B:84:GLN:HB2	8	1.81
(1,33)	1:A:55:SER:C	2:B:84:GLN:HB3	8	1.81
(1,33)	1:A:55:SER:C	2:B:84:GLN:HE21	8	1.81
(1,33)	1:A:55:SER:C	2:B:84:GLN:HE22	8	1.81
(1,33)	1:A:55:SER:C	2:B:84:GLN:HG2	8	1.81
(1,33)	1:A:55:SER:C	2:B:84:GLN:HG3	8	1.81
(1,33)	1:A:55:SER:C	2:B:84:GLN:N	8	1.81
(1,33)	1:A:55:SER:C	2:B:84:GLN:NE2	8	1.81
(1,33)	1:A:55:SER:C	2:B:84:GLN:O	8	1.81
(1,33)	1:A:55:SER:C	2:B:84:GLN:OE1	8	1.81
(1,33)	1:A:55:SER:C	2:B:97:THR:C	8	1.81
(1,33)	1:A:55:SER:C	2:B:97:THR:CA	8	1.81

*Continued on next page...*



*Continued from previous page...*

Key	Atom-1	Atom-2	Model ID	Violation (Å)
(1,33)	1:A:55:SER:C	2:B:97:THR:CB	8	1.81
(1,33)	1:A:55:SER:C	2:B:97:THR:CG2	8	1.81
(1,33)	1:A:55:SER:C	2:B:97:THR:H	8	1.81
(1,33)	1:A:55:SER:C	2:B:97:THR:HA	8	1.81
(1,33)	1:A:55:SER:C	2:B:97:THR:HB	8	1.81
(1,33)	1:A:55:SER:C	2:B:97:THR:HG1	8	1.81
(1,33)	1:A:55:SER:C	2:B:97:THR:HG21	8	1.81
(1,33)	1:A:55:SER:C	2:B:97:THR:HG22	8	1.81
(1,33)	1:A:55:SER:C	2:B:97:THR:HG23	8	1.81
(1,33)	1:A:55:SER:C	2:B:97:THR:N	8	1.81
(1,33)	1:A:55:SER:C	2:B:97:THR:O	8	1.81
(1,33)	1:A:55:SER:C	2:B:97:THR:OG1	8	1.81
(1,33)	1:A:55:SER:C	2:B:99:HIS:C	8	1.81
(1,33)	1:A:55:SER:C	2:B:99:HIS:CA	8	1.81
(1,33)	1:A:55:SER:C	2:B:99:HIS:CB	8	1.81
(1,33)	1:A:55:SER:C	2:B:99:HIS:CD2	8	1.81
(1,33)	1:A:55:SER:C	2:B:99:HIS:CE1	8	1.81
(1,33)	1:A:55:SER:C	2:B:99:HIS:CG	8	1.81
(1,33)	1:A:55:SER:C	2:B:99:HIS:H	8	1.81
(1,33)	1:A:55:SER:C	2:B:99:HIS:HA	8	1.81
(1,33)	1:A:55:SER:C	2:B:99:HIS:HB2	8	1.81
(1,33)	1:A:55:SER:C	2:B:99:HIS:HB3	8	1.81
(1,33)	1:A:55:SER:C	2:B:99:HIS:HD1	8	1.81
(1,33)	1:A:55:SER:C	2:B:99:HIS:HD2	8	1.81
(1,33)	1:A:55:SER:C	2:B:99:HIS:HE1	8	1.81
(1,33)	1:A:55:SER:C	2:B:99:HIS:HE2	8	1.81
(1,33)	1:A:55:SER:C	2:B:99:HIS:N	8	1.81
(1,33)	1:A:55:SER:C	2:B:99:HIS:ND1	8	1.81
(1,33)	1:A:55:SER:C	2:B:99:HIS:NE2	8	1.81
(1,33)	1:A:55:SER:C	2:B:99:HIS:O	8	1.81
(1,33)	1:A:55:SER:C	2:B:101:VAL:C	8	1.81
(1,33)	1:A:55:SER:C	2:B:101:VAL:CA	8	1.81
(1,33)	1:A:55:SER:C	2:B:101:VAL:CB	8	1.81
(1,33)	1:A:55:SER:C	2:B:101:VAL:CG1	8	1.81
(1,33)	1:A:55:SER:C	2:B:101:VAL:CG2	8	1.81
(1,33)	1:A:55:SER:C	2:B:101:VAL:H	8	1.81
(1,33)	1:A:55:SER:C	2:B:101:VAL:HA	8	1.81
(1,33)	1:A:55:SER:C	2:B:101:VAL:HB	8	1.81
(1,33)	1:A:55:SER:C	2:B:101:VAL:HG11	8	1.81
(1,33)	1:A:55:SER:C	2:B:101:VAL:HG12	8	1.81
(1,33)	1:A:55:SER:C	2:B:101:VAL:HG13	8	1.81
(1,33)	1:A:55:SER:C	2:B:101:VAL:HG21	8	1.81

*Continued on next page...*

*Continued from previous page...*

Key	Atom-1	Atom-2	Model ID	Violation (Å)
(1,33)	1:A:55:SER:C	2:B:101:VAL:HG22	8	1.81
(1,33)	1:A:55:SER:C	2:B:101:VAL:HG23	8	1.81
(1,33)	1:A:55:SER:C	2:B:101:VAL:N	8	1.81
(1,33)	1:A:55:SER:C	2:B:101:VAL:O	8	1.81
(1,33)	1:A:55:SER:CA	2:B:75:ILE:C	8	1.81
(1,33)	1:A:55:SER:CA	2:B:75:ILE:CA	8	1.81
(1,33)	1:A:55:SER:CA	2:B:75:ILE:CB	8	1.81
(1,33)	1:A:55:SER:CA	2:B:75:ILE:CD1	8	1.81
(1,33)	1:A:55:SER:CA	2:B:75:ILE:CG1	8	1.81
(1,33)	1:A:55:SER:CA	2:B:75:ILE:CG2	8	1.81
(1,33)	1:A:55:SER:CA	2:B:75:ILE:H	8	1.81
(1,33)	1:A:55:SER:CA	2:B:75:ILE:HA	8	1.81
(1,33)	1:A:55:SER:CA	2:B:75:ILE:HB	8	1.81
(1,33)	1:A:55:SER:CA	2:B:75:ILE:HD11	8	1.81
(1,33)	1:A:55:SER:CA	2:B:75:ILE:HD12	8	1.81
(1,33)	1:A:55:SER:CA	2:B:75:ILE:HD13	8	1.81
(1,33)	1:A:55:SER:CA	2:B:75:ILE:HG12	8	1.81
(1,33)	1:A:55:SER:CA	2:B:75:ILE:HG13	8	1.81
(1,33)	1:A:55:SER:CA	2:B:75:ILE:HG21	8	1.81
(1,33)	1:A:55:SER:CA	2:B:75:ILE:HG22	8	1.81
(1,33)	1:A:55:SER:CA	2:B:75:ILE:HG23	8	1.81
(1,33)	1:A:55:SER:CA	2:B:75:ILE:N	8	1.81
(1,33)	1:A:55:SER:CA	2:B:75:ILE:O	8	1.81
(1,33)	1:A:55:SER:CA	2:B:77:ALA:C	8	1.81
(1,33)	1:A:55:SER:CA	2:B:77:ALA:CA	8	1.81
(1,33)	1:A:55:SER:CA	2:B:77:ALA:CB	8	1.81
(1,33)	1:A:55:SER:CA	2:B:77:ALA:H	8	1.81
(1,33)	1:A:55:SER:CA	2:B:77:ALA:HA	8	1.81
(1,33)	1:A:55:SER:CA	2:B:77:ALA:HB1	8	1.81
(1,33)	1:A:55:SER:CA	2:B:77:ALA:HB2	8	1.81
(1,33)	1:A:55:SER:CA	2:B:77:ALA:HB3	8	1.81
(1,33)	1:A:55:SER:CA	2:B:77:ALA:N	8	1.81
(1,33)	1:A:55:SER:CA	2:B:77:ALA:O	8	1.81
(1,33)	1:A:55:SER:CA	2:B:78:GLY:C	8	1.81
(1,33)	1:A:55:SER:CA	2:B:78:GLY:CA	8	1.81
(1,33)	1:A:55:SER:CA	2:B:78:GLY:H	8	1.81
(1,33)	1:A:55:SER:CA	2:B:78:GLY:HA2	8	1.81
(1,33)	1:A:55:SER:CA	2:B:78:GLY:HA3	8	1.81
(1,33)	1:A:55:SER:CA	2:B:78:GLY:N	8	1.81
(1,33)	1:A:55:SER:CA	2:B:78:GLY:O	8	1.81
(1,33)	1:A:55:SER:CA	2:B:79:LYS:C	8	1.81
(1,33)	1:A:55:SER:CA	2:B:79:LYS:CA	8	1.81

*Continued on next page...*

*Continued from previous page...*

Key	Atom-1	Atom-2	Model ID	Violation (Å)
(1,33)	1:A:55:SER:CA	2:B:79:LYS:CB	8	1.81
(1,33)	1:A:55:SER:CA	2:B:79:LYS:CD	8	1.81
(1,33)	1:A:55:SER:CA	2:B:79:LYS:CE	8	1.81
(1,33)	1:A:55:SER:CA	2:B:79:LYS:CG	8	1.81
(1,33)	1:A:55:SER:CA	2:B:79:LYS:H	8	1.81
(1,33)	1:A:55:SER:CA	2:B:79:LYS:HA	8	1.81
(1,33)	1:A:55:SER:CA	2:B:79:LYS:HB2	8	1.81
(1,33)	1:A:55:SER:CA	2:B:79:LYS:HB3	8	1.81
(1,33)	1:A:55:SER:CA	2:B:79:LYS:HD2	8	1.81
(1,33)	1:A:55:SER:CA	2:B:79:LYS:HD3	8	1.81
(1,33)	1:A:55:SER:CA	2:B:79:LYS:HE2	8	1.81
(1,33)	1:A:55:SER:CA	2:B:79:LYS:HE3	8	1.81
(1,33)	1:A:55:SER:CA	2:B:79:LYS:HG2	8	1.81
(1,33)	1:A:55:SER:CA	2:B:79:LYS:HG3	8	1.81
(1,33)	1:A:55:SER:CA	2:B:79:LYS:HZ1	8	1.81
(1,33)	1:A:55:SER:CA	2:B:79:LYS:HZ2	8	1.81
(1,33)	1:A:55:SER:CA	2:B:79:LYS:HZ3	8	1.81
(1,33)	1:A:55:SER:CA	2:B:79:LYS:N	8	1.81
(1,33)	1:A:55:SER:CA	2:B:79:LYS:NZ	8	1.81
(1,33)	1:A:55:SER:CA	2:B:79:LYS:O	8	1.81
(1,33)	1:A:55:SER:CA	2:B:80:ILE:C	8	1.81
(1,33)	1:A:55:SER:CA	2:B:80:ILE:CA	8	1.81
(1,33)	1:A:55:SER:CA	2:B:80:ILE:CB	8	1.81
(1,33)	1:A:55:SER:CA	2:B:80:ILE:CD1	8	1.81
(1,33)	1:A:55:SER:CA	2:B:80:ILE:CG1	8	1.81
(1,33)	1:A:55:SER:CA	2:B:80:ILE:CG2	8	1.81
(1,33)	1:A:55:SER:CA	2:B:80:ILE:H	8	1.81
(1,33)	1:A:55:SER:CA	2:B:80:ILE:HA	8	1.81
(1,33)	1:A:55:SER:CA	2:B:80:ILE:HB	8	1.81
(1,33)	1:A:55:SER:CA	2:B:80:ILE:HD11	8	1.81
(1,33)	1:A:55:SER:CA	2:B:80:ILE:HD12	8	1.81
(1,33)	1:A:55:SER:CA	2:B:80:ILE:HD13	8	1.81
(1,33)	1:A:55:SER:CA	2:B:80:ILE:HG12	8	1.81
(1,33)	1:A:55:SER:CA	2:B:80:ILE:HG13	8	1.81
(1,33)	1:A:55:SER:CA	2:B:80:ILE:HG21	8	1.81
(1,33)	1:A:55:SER:CA	2:B:80:ILE:HG22	8	1.81
(1,33)	1:A:55:SER:CA	2:B:80:ILE:HG23	8	1.81
(1,33)	1:A:55:SER:CA	2:B:80:ILE:N	8	1.81
(1,33)	1:A:55:SER:CA	2:B:80:ILE:O	8	1.81
(1,33)	1:A:55:SER:CA	2:B:84:GLN:C	8	1.81
(1,33)	1:A:55:SER:CA	2:B:84:GLN:CA	8	1.81
(1,33)	1:A:55:SER:CA	2:B:84:GLN:CB	8	1.81

*Continued on next page...*

*Continued from previous page...*

Key	Atom-1	Atom-2	Model ID	Violation (Å)
(1,33)	1:A:55:SER:CA	2:B:84:GLN:CD	8	1.81
(1,33)	1:A:55:SER:CA	2:B:84:GLN:CG	8	1.81
(1,33)	1:A:55:SER:CA	2:B:84:GLN:H	8	1.81
(1,33)	1:A:55:SER:CA	2:B:84:GLN:HA	8	1.81
(1,33)	1:A:55:SER:CA	2:B:84:GLN:HB2	8	1.81
(1,33)	1:A:55:SER:CA	2:B:84:GLN:HB3	8	1.81
(1,33)	1:A:55:SER:CA	2:B:84:GLN:HE21	8	1.81
(1,33)	1:A:55:SER:CA	2:B:84:GLN:HE22	8	1.81
(1,33)	1:A:55:SER:CA	2:B:84:GLN:HG2	8	1.81
(1,33)	1:A:55:SER:CA	2:B:84:GLN:HG3	8	1.81
(1,33)	1:A:55:SER:CA	2:B:84:GLN:N	8	1.81
(1,33)	1:A:55:SER:CA	2:B:84:GLN:NE2	8	1.81
(1,33)	1:A:55:SER:CA	2:B:84:GLN:O	8	1.81
(1,33)	1:A:55:SER:CA	2:B:84:GLN:OE1	8	1.81
(1,33)	1:A:55:SER:CA	2:B:97:THR:C	8	1.81
(1,33)	1:A:55:SER:CA	2:B:97:THR:CA	8	1.81
(1,33)	1:A:55:SER:CA	2:B:97:THR:CB	8	1.81
(1,33)	1:A:55:SER:CA	2:B:97:THR:CG2	8	1.81
(1,33)	1:A:55:SER:CA	2:B:97:THR:H	8	1.81
(1,33)	1:A:55:SER:CA	2:B:97:THR:HA	8	1.81
(1,33)	1:A:55:SER:CA	2:B:97:THR:HB	8	1.81
(1,33)	1:A:55:SER:CA	2:B:97:THR:HG1	8	1.81
(1,33)	1:A:55:SER:CA	2:B:97:THR:HG21	8	1.81
(1,33)	1:A:55:SER:CA	2:B:97:THR:HG22	8	1.81
(1,33)	1:A:55:SER:CA	2:B:97:THR:HG23	8	1.81
(1,33)	1:A:55:SER:CA	2:B:97:THR:N	8	1.81
(1,33)	1:A:55:SER:CA	2:B:97:THR:O	8	1.81
(1,33)	1:A:55:SER:CA	2:B:97:THR:OG1	8	1.81
(1,33)	1:A:55:SER:CA	2:B:99:HIS:C	8	1.81
(1,33)	1:A:55:SER:CA	2:B:99:HIS:CA	8	1.81
(1,33)	1:A:55:SER:CA	2:B:99:HIS:CB	8	1.81
(1,33)	1:A:55:SER:CA	2:B:99:HIS:CD2	8	1.81
(1,33)	1:A:55:SER:CA	2:B:99:HIS:CE1	8	1.81
(1,33)	1:A:55:SER:CA	2:B:99:HIS:CG	8	1.81
(1,33)	1:A:55:SER:CA	2:B:99:HIS:H	8	1.81
(1,33)	1:A:55:SER:CA	2:B:99:HIS:HA	8	1.81
(1,33)	1:A:55:SER:CA	2:B:99:HIS:HB2	8	1.81
(1,33)	1:A:55:SER:CA	2:B:99:HIS:HB3	8	1.81
(1,33)	1:A:55:SER:CA	2:B:99:HIS:HD1	8	1.81
(1,33)	1:A:55:SER:CA	2:B:99:HIS:HD2	8	1.81
(1,33)	1:A:55:SER:CA	2:B:99:HIS:HE1	8	1.81
(1,33)	1:A:55:SER:CA	2:B:99:HIS:HE2	8	1.81

*Continued on next page...*

*Continued from previous page...*

Key	Atom-1	Atom-2	Model ID	Violation (Å)
(1,33)	1:A:55:SER:CA	2:B:99:HIS:N	8	1.81
(1,33)	1:A:55:SER:CA	2:B:99:HIS:ND1	8	1.81
(1,33)	1:A:55:SER:CA	2:B:99:HIS:NE2	8	1.81
(1,33)	1:A:55:SER:CA	2:B:99:HIS:O	8	1.81
(1,33)	1:A:55:SER:CA	2:B:101:VAL:C	8	1.81
(1,33)	1:A:55:SER:CA	2:B:101:VAL:CA	8	1.81
(1,33)	1:A:55:SER:CA	2:B:101:VAL:CB	8	1.81
(1,33)	1:A:55:SER:CA	2:B:101:VAL:CG1	8	1.81
(1,33)	1:A:55:SER:CA	2:B:101:VAL:CG2	8	1.81
(1,33)	1:A:55:SER:CA	2:B:101:VAL:H	8	1.81
(1,33)	1:A:55:SER:CA	2:B:101:VAL:HA	8	1.81
(1,33)	1:A:55:SER:CA	2:B:101:VAL:HB	8	1.81
(1,33)	1:A:55:SER:CA	2:B:101:VAL:HG11	8	1.81
(1,33)	1:A:55:SER:CA	2:B:101:VAL:HG12	8	1.81
(1,33)	1:A:55:SER:CA	2:B:101:VAL:HG13	8	1.81
(1,33)	1:A:55:SER:CA	2:B:101:VAL:HG21	8	1.81
(1,33)	1:A:55:SER:CA	2:B:101:VAL:HG22	8	1.81
(1,33)	1:A:55:SER:CA	2:B:101:VAL:HG23	8	1.81
(1,33)	1:A:55:SER:CA	2:B:101:VAL:N	8	1.81
(1,33)	1:A:55:SER:CA	2:B:101:VAL:O	8	1.81
(1,33)	1:A:55:SER:CB	2:B:75:ILE:C	8	1.81
(1,33)	1:A:55:SER:CB	2:B:75:ILE:CA	8	1.81
(1,33)	1:A:55:SER:CB	2:B:75:ILE:CB	8	1.81
(1,33)	1:A:55:SER:CB	2:B:75:ILE:CD1	8	1.81
(1,33)	1:A:55:SER:CB	2:B:75:ILE:CG1	8	1.81
(1,33)	1:A:55:SER:CB	2:B:75:ILE:CG2	8	1.81
(1,33)	1:A:55:SER:CB	2:B:75:ILE:H	8	1.81
(1,33)	1:A:55:SER:CB	2:B:75:ILE:HA	8	1.81
(1,33)	1:A:55:SER:CB	2:B:75:ILE:HB	8	1.81
(1,33)	1:A:55:SER:CB	2:B:75:ILE:HD11	8	1.81
(1,33)	1:A:55:SER:CB	2:B:75:ILE:HD12	8	1.81
(1,33)	1:A:55:SER:CB	2:B:75:ILE:HD13	8	1.81
(1,33)	1:A:55:SER:CB	2:B:75:ILE:HG12	8	1.81
(1,33)	1:A:55:SER:CB	2:B:75:ILE:HG13	8	1.81
(1,33)	1:A:55:SER:CB	2:B:75:ILE:HG21	8	1.81
(1,33)	1:A:55:SER:CB	2:B:75:ILE:HG22	8	1.81
(1,33)	1:A:55:SER:CB	2:B:75:ILE:HG23	8	1.81
(1,33)	1:A:55:SER:CB	2:B:75:ILE:N	8	1.81
(1,33)	1:A:55:SER:CB	2:B:75:ILE:O	8	1.81
(1,33)	1:A:55:SER:CB	2:B:77:ALA:C	8	1.81
(1,33)	1:A:55:SER:CB	2:B:77:ALA:CA	8	1.81
(1,33)	1:A:55:SER:CB	2:B:77:ALA:CB	8	1.81

*Continued on next page...*

*Continued from previous page...*

Key	Atom-1	Atom-2	Model ID	Violation (Å)
(1,33)	1:A:55:SER:CB	2:B:77:ALA:H	8	1.81
(1,33)	1:A:55:SER:CB	2:B:77:ALA:HA	8	1.81
(1,33)	1:A:55:SER:CB	2:B:77:ALA:HB1	8	1.81
(1,33)	1:A:55:SER:CB	2:B:77:ALA:HB2	8	1.81
(1,33)	1:A:55:SER:CB	2:B:77:ALA:HB3	8	1.81
(1,33)	1:A:55:SER:CB	2:B:77:ALA:N	8	1.81
(1,33)	1:A:55:SER:CB	2:B:77:ALA:O	8	1.81
(1,33)	1:A:55:SER:CB	2:B:78:GLY:C	8	1.81
(1,33)	1:A:55:SER:CB	2:B:78:GLY:CA	8	1.81
(1,33)	1:A:55:SER:CB	2:B:78:GLY:H	8	1.81
(1,33)	1:A:55:SER:CB	2:B:78:GLY:HA2	8	1.81
(1,33)	1:A:55:SER:CB	2:B:78:GLY:HA3	8	1.81
(1,33)	1:A:55:SER:CB	2:B:78:GLY:N	8	1.81
(1,33)	1:A:55:SER:CB	2:B:78:GLY:O	8	1.81
(1,33)	1:A:55:SER:CB	2:B:79:LYS:C	8	1.81
(1,33)	1:A:55:SER:CB	2:B:79:LYS:CA	8	1.81
(1,33)	1:A:55:SER:CB	2:B:79:LYS:CB	8	1.81
(1,33)	1:A:55:SER:CB	2:B:79:LYS:CD	8	1.81
(1,33)	1:A:55:SER:CB	2:B:79:LYS:CE	8	1.81
(1,33)	1:A:55:SER:CB	2:B:79:LYS:CG	8	1.81
(1,33)	1:A:55:SER:CB	2:B:79:LYS:H	8	1.81
(1,33)	1:A:55:SER:CB	2:B:79:LYS:HA	8	1.81
(1,33)	1:A:55:SER:CB	2:B:79:LYS:HB2	8	1.81
(1,33)	1:A:55:SER:CB	2:B:79:LYS:HB3	8	1.81
(1,33)	1:A:55:SER:CB	2:B:79:LYS:HD2	8	1.81
(1,33)	1:A:55:SER:CB	2:B:79:LYS:HD3	8	1.81
(1,33)	1:A:55:SER:CB	2:B:79:LYS:HE2	8	1.81
(1,33)	1:A:55:SER:CB	2:B:79:LYS:HE3	8	1.81
(1,33)	1:A:55:SER:CB	2:B:79:LYS:HG2	8	1.81
(1,33)	1:A:55:SER:CB	2:B:79:LYS:HG3	8	1.81
(1,33)	1:A:55:SER:CB	2:B:79:LYS:HZ1	8	1.81
(1,33)	1:A:55:SER:CB	2:B:79:LYS:HZ2	8	1.81
(1,33)	1:A:55:SER:CB	2:B:79:LYS:HZ3	8	1.81
(1,33)	1:A:55:SER:CB	2:B:79:LYS:N	8	1.81
(1,33)	1:A:55:SER:CB	2:B:79:LYS:NZ	8	1.81
(1,33)	1:A:55:SER:CB	2:B:79:LYS:O	8	1.81
(1,33)	1:A:55:SER:CB	2:B:80:ILE:C	8	1.81
(1,33)	1:A:55:SER:CB	2:B:80:ILE:CA	8	1.81
(1,33)	1:A:55:SER:CB	2:B:80:ILE:CB	8	1.81
(1,33)	1:A:55:SER:CB	2:B:80:ILE:CD1	8	1.81
(1,33)	1:A:55:SER:CB	2:B:80:ILE:CG1	8	1.81
(1,33)	1:A:55:SER:CB	2:B:80:ILE:CG2	8	1.81

*Continued on next page...*

*Continued from previous page...*

Key	Atom-1	Atom-2	Model ID	Violation (Å)
(1,33)	1:A:55:SER:CB	2:B:80:ILE:H	8	1.81
(1,33)	1:A:55:SER:CB	2:B:80:ILE:HA	8	1.81
(1,33)	1:A:55:SER:CB	2:B:80:ILE:HB	8	1.81
(1,33)	1:A:55:SER:CB	2:B:80:ILE:HD11	8	1.81
(1,33)	1:A:55:SER:CB	2:B:80:ILE:HD12	8	1.81
(1,33)	1:A:55:SER:CB	2:B:80:ILE:HD13	8	1.81
(1,33)	1:A:55:SER:CB	2:B:80:ILE:HG12	8	1.81
(1,33)	1:A:55:SER:CB	2:B:80:ILE:HG13	8	1.81
(1,33)	1:A:55:SER:CB	2:B:80:ILE:HG21	8	1.81
(1,33)	1:A:55:SER:CB	2:B:80:ILE:HG22	8	1.81
(1,33)	1:A:55:SER:CB	2:B:80:ILE:HG23	8	1.81
(1,33)	1:A:55:SER:CB	2:B:80:ILE:N	8	1.81
(1,33)	1:A:55:SER:CB	2:B:80:ILE:O	8	1.81
(1,33)	1:A:55:SER:CB	2:B:84:GLN:C	8	1.81
(1,33)	1:A:55:SER:CB	2:B:84:GLN:CA	8	1.81
(1,33)	1:A:55:SER:CB	2:B:84:GLN:CB	8	1.81
(1,33)	1:A:55:SER:CB	2:B:84:GLN:CD	8	1.81
(1,33)	1:A:55:SER:CB	2:B:84:GLN:CG	8	1.81
(1,33)	1:A:55:SER:CB	2:B:84:GLN:H	8	1.81
(1,33)	1:A:55:SER:CB	2:B:84:GLN:HA	8	1.81
(1,33)	1:A:55:SER:CB	2:B:84:GLN:HB2	8	1.81
(1,33)	1:A:55:SER:CB	2:B:84:GLN:HB3	8	1.81
(1,33)	1:A:55:SER:CB	2:B:84:GLN:HE21	8	1.81
(1,33)	1:A:55:SER:CB	2:B:84:GLN:HE22	8	1.81
(1,33)	1:A:55:SER:CB	2:B:84:GLN:HG2	8	1.81
(1,33)	1:A:55:SER:CB	2:B:84:GLN:HG3	8	1.81
(1,33)	1:A:55:SER:CB	2:B:84:GLN:N	8	1.81
(1,33)	1:A:55:SER:CB	2:B:84:GLN:NE2	8	1.81
(1,33)	1:A:55:SER:CB	2:B:84:GLN:O	8	1.81
(1,33)	1:A:55:SER:CB	2:B:84:GLN:OE1	8	1.81
(1,33)	1:A:55:SER:CB	2:B:97:THR:C	8	1.81
(1,33)	1:A:55:SER:CB	2:B:97:THR:CA	8	1.81
(1,33)	1:A:55:SER:CB	2:B:97:THR:CB	8	1.81
(1,33)	1:A:55:SER:CB	2:B:97:THR:CG2	8	1.81
(1,33)	1:A:55:SER:CB	2:B:97:THR:H	8	1.81
(1,33)	1:A:55:SER:CB	2:B:97:THR:HA	8	1.81
(1,33)	1:A:55:SER:CB	2:B:97:THR:HB	8	1.81
(1,33)	1:A:55:SER:CB	2:B:97:THR:HG1	8	1.81
(1,33)	1:A:55:SER:CB	2:B:97:THR:HG21	8	1.81
(1,33)	1:A:55:SER:CB	2:B:97:THR:HG22	8	1.81
(1,33)	1:A:55:SER:CB	2:B:97:THR:HG23	8	1.81
(1,33)	1:A:55:SER:CB	2:B:97:THR:N	8	1.81

*Continued on next page...*

*Continued from previous page...*

Key	Atom-1	Atom-2	Model ID	Violation (Å)
(1,33)	1:A:55:SER:CB	2:B:97:THR:O	8	1.81
(1,33)	1:A:55:SER:CB	2:B:97:THR:OG1	8	1.81
(1,33)	1:A:55:SER:CB	2:B:99:HIS:C	8	1.81
(1,33)	1:A:55:SER:CB	2:B:99:HIS:CA	8	1.81
(1,33)	1:A:55:SER:CB	2:B:99:HIS:CB	8	1.81
(1,33)	1:A:55:SER:CB	2:B:99:HIS:CD2	8	1.81
(1,33)	1:A:55:SER:CB	2:B:99:HIS:CE1	8	1.81
(1,33)	1:A:55:SER:CB	2:B:99:HIS:CG	8	1.81
(1,33)	1:A:55:SER:CB	2:B:99:HIS:H	8	1.81
(1,33)	1:A:55:SER:CB	2:B:99:HIS:HA	8	1.81
(1,33)	1:A:55:SER:CB	2:B:99:HIS:HB2	8	1.81
(1,33)	1:A:55:SER:CB	2:B:99:HIS:HB3	8	1.81
(1,33)	1:A:55:SER:CB	2:B:99:HIS:HD1	8	1.81
(1,33)	1:A:55:SER:CB	2:B:99:HIS:HD2	8	1.81
(1,33)	1:A:55:SER:CB	2:B:99:HIS:HE1	8	1.81
(1,33)	1:A:55:SER:CB	2:B:99:HIS:HE2	8	1.81
(1,33)	1:A:55:SER:CB	2:B:99:HIS:N	8	1.81
(1,33)	1:A:55:SER:CB	2:B:99:HIS:ND1	8	1.81
(1,33)	1:A:55:SER:CB	2:B:99:HIS:NE2	8	1.81
(1,33)	1:A:55:SER:CB	2:B:99:HIS:O	8	1.81
(1,33)	1:A:55:SER:CB	2:B:101:VAL:C	8	1.81
(1,33)	1:A:55:SER:CB	2:B:101:VAL:CA	8	1.81
(1,33)	1:A:55:SER:CB	2:B:101:VAL:CB	8	1.81
(1,33)	1:A:55:SER:CB	2:B:101:VAL:CG1	8	1.81
(1,33)	1:A:55:SER:CB	2:B:101:VAL:CG2	8	1.81
(1,33)	1:A:55:SER:CB	2:B:101:VAL:H	8	1.81
(1,33)	1:A:55:SER:CB	2:B:101:VAL:HA	8	1.81
(1,33)	1:A:55:SER:CB	2:B:101:VAL:HB	8	1.81
(1,33)	1:A:55:SER:CB	2:B:101:VAL:HG11	8	1.81
(1,33)	1:A:55:SER:CB	2:B:101:VAL:HG12	8	1.81
(1,33)	1:A:55:SER:CB	2:B:101:VAL:HG13	8	1.81
(1,33)	1:A:55:SER:CB	2:B:101:VAL:HG21	8	1.81
(1,33)	1:A:55:SER:CB	2:B:101:VAL:HG22	8	1.81
(1,33)	1:A:55:SER:CB	2:B:101:VAL:HG23	8	1.81
(1,33)	1:A:55:SER:CB	2:B:101:VAL:N	8	1.81
(1,33)	1:A:55:SER:CB	2:B:101:VAL:O	8	1.81
(1,33)	1:A:55:SER:H	2:B:75:ILE:C	8	1.81
(1,33)	1:A:55:SER:H	2:B:75:ILE:CA	8	1.81
(1,33)	1:A:55:SER:H	2:B:75:ILE:CB	8	1.81
(1,33)	1:A:55:SER:H	2:B:75:ILE:CD1	8	1.81
(1,33)	1:A:55:SER:H	2:B:75:ILE:CG1	8	1.81
(1,33)	1:A:55:SER:H	2:B:75:ILE:CG2	8	1.81

*Continued on next page...*



*Continued from previous page...*

Key	Atom-1	Atom-2	Model ID	Violation (Å)
(1,33)	1:A:55:SER:H	2:B:75:ILE:H	8	1.81
(1,33)	1:A:55:SER:H	2:B:75:ILE:HA	8	1.81
(1,33)	1:A:55:SER:H	2:B:75:ILE:HB	8	1.81
(1,33)	1:A:55:SER:H	2:B:75:ILE:HD11	8	1.81
(1,33)	1:A:55:SER:H	2:B:75:ILE:HD12	8	1.81
(1,33)	1:A:55:SER:H	2:B:75:ILE:HD13	8	1.81
(1,33)	1:A:55:SER:H	2:B:75:ILE:HG12	8	1.81
(1,33)	1:A:55:SER:H	2:B:75:ILE:HG13	8	1.81
(1,33)	1:A:55:SER:H	2:B:75:ILE:HG21	8	1.81
(1,33)	1:A:55:SER:H	2:B:75:ILE:HG22	8	1.81
(1,33)	1:A:55:SER:H	2:B:75:ILE:HG23	8	1.81
(1,33)	1:A:55:SER:H	2:B:75:ILE:N	8	1.81
(1,33)	1:A:55:SER:H	2:B:75:ILE:O	8	1.81
(1,33)	1:A:55:SER:H	2:B:77:ALA:C	8	1.81
(1,33)	1:A:55:SER:H	2:B:77:ALA:CA	8	1.81
(1,33)	1:A:55:SER:H	2:B:77:ALA:CB	8	1.81
(1,33)	1:A:55:SER:H	2:B:77:ALA:H	8	1.81
(1,33)	1:A:55:SER:H	2:B:77:ALA:HA	8	1.81
(1,33)	1:A:55:SER:H	2:B:77:ALA:HB1	8	1.81
(1,33)	1:A:55:SER:H	2:B:77:ALA:HB2	8	1.81
(1,33)	1:A:55:SER:H	2:B:77:ALA:HB3	8	1.81
(1,33)	1:A:55:SER:H	2:B:77:ALA:N	8	1.81
(1,33)	1:A:55:SER:H	2:B:77:ALA:O	8	1.81
(1,33)	1:A:55:SER:H	2:B:78:GLY:C	8	1.81
(1,33)	1:A:55:SER:H	2:B:78:GLY:CA	8	1.81
(1,33)	1:A:55:SER:H	2:B:78:GLY:H	8	1.81
(1,33)	1:A:55:SER:H	2:B:78:GLY:HA2	8	1.81
(1,33)	1:A:55:SER:H	2:B:78:GLY:HA3	8	1.81
(1,33)	1:A:55:SER:H	2:B:78:GLY:N	8	1.81
(1,33)	1:A:55:SER:H	2:B:78:GLY:O	8	1.81
(1,33)	1:A:55:SER:H	2:B:79:LYS:C	8	1.81
(1,33)	1:A:55:SER:H	2:B:79:LYS:CA	8	1.81
(1,33)	1:A:55:SER:H	2:B:79:LYS:CB	8	1.81
(1,33)	1:A:55:SER:H	2:B:79:LYS:CD	8	1.81
(1,33)	1:A:55:SER:H	2:B:79:LYS:CE	8	1.81
(1,33)	1:A:55:SER:H	2:B:79:LYS:CG	8	1.81
(1,33)	1:A:55:SER:H	2:B:79:LYS:H	8	1.81
(1,33)	1:A:55:SER:H	2:B:79:LYS:HA	8	1.81
(1,33)	1:A:55:SER:H	2:B:79:LYS:HB2	8	1.81
(1,33)	1:A:55:SER:H	2:B:79:LYS:HB3	8	1.81
(1,33)	1:A:55:SER:H	2:B:79:LYS:HD2	8	1.81
(1,33)	1:A:55:SER:H	2:B:79:LYS:HD3	8	1.81

*Continued on next page...*

*Continued from previous page...*

Key	Atom-1	Atom-2	Model ID	Violation (Å)
(1,33)	1:A:55:SER:H	2:B:79:LYS:HE2	8	1.81
(1,33)	1:A:55:SER:H	2:B:79:LYS:HE3	8	1.81
(1,33)	1:A:55:SER:H	2:B:79:LYS:HG2	8	1.81
(1,33)	1:A:55:SER:H	2:B:79:LYS:HG3	8	1.81
(1,33)	1:A:55:SER:H	2:B:79:LYS:HZ1	8	1.81
(1,33)	1:A:55:SER:H	2:B:79:LYS:HZ2	8	1.81
(1,33)	1:A:55:SER:H	2:B:79:LYS:HZ3	8	1.81
(1,33)	1:A:55:SER:H	2:B:79:LYS:N	8	1.81
(1,33)	1:A:55:SER:H	2:B:79:LYS:NZ	8	1.81
(1,33)	1:A:55:SER:H	2:B:79:LYS:O	8	1.81
(1,33)	1:A:55:SER:H	2:B:80:ILE:C	8	1.81
(1,33)	1:A:55:SER:H	2:B:80:ILE:CA	8	1.81
(1,33)	1:A:55:SER:H	2:B:80:ILE:CB	8	1.81
(1,33)	1:A:55:SER:H	2:B:80:ILE:CD1	8	1.81
(1,33)	1:A:55:SER:H	2:B:80:ILE:CG1	8	1.81
(1,33)	1:A:55:SER:H	2:B:80:ILE:CG2	8	1.81
(1,33)	1:A:55:SER:H	2:B:80:ILE:H	8	1.81
(1,33)	1:A:55:SER:H	2:B:80:ILE:HA	8	1.81
(1,33)	1:A:55:SER:H	2:B:80:ILE:HB	8	1.81
(1,33)	1:A:55:SER:H	2:B:80:ILE:HD11	8	1.81
(1,33)	1:A:55:SER:H	2:B:80:ILE:HD12	8	1.81
(1,33)	1:A:55:SER:H	2:B:80:ILE:HD13	8	1.81
(1,33)	1:A:55:SER:H	2:B:80:ILE:HG12	8	1.81
(1,33)	1:A:55:SER:H	2:B:80:ILE:HG13	8	1.81
(1,33)	1:A:55:SER:H	2:B:80:ILE:HG21	8	1.81
(1,33)	1:A:55:SER:H	2:B:80:ILE:HG22	8	1.81
(1,33)	1:A:55:SER:H	2:B:80:ILE:HG23	8	1.81
(1,33)	1:A:55:SER:H	2:B:80:ILE:N	8	1.81
(1,33)	1:A:55:SER:H	2:B:80:ILE:O	8	1.81
(1,33)	1:A:55:SER:H	2:B:84:GLN:C	8	1.81
(1,33)	1:A:55:SER:H	2:B:84:GLN:CA	8	1.81
(1,33)	1:A:55:SER:H	2:B:84:GLN:CB	8	1.81
(1,33)	1:A:55:SER:H	2:B:84:GLN:CD	8	1.81
(1,33)	1:A:55:SER:H	2:B:84:GLN:CG	8	1.81
(1,33)	1:A:55:SER:H	2:B:84:GLN:H	8	1.81
(1,33)	1:A:55:SER:H	2:B:84:GLN:HA	8	1.81
(1,33)	1:A:55:SER:H	2:B:84:GLN:HB2	8	1.81
(1,33)	1:A:55:SER:H	2:B:84:GLN:HB3	8	1.81
(1,33)	1:A:55:SER:H	2:B:84:GLN:HE21	8	1.81
(1,33)	1:A:55:SER:H	2:B:84:GLN:HE22	8	1.81
(1,33)	1:A:55:SER:H	2:B:84:GLN:HG2	8	1.81
(1,33)	1:A:55:SER:H	2:B:84:GLN:HG3	8	1.81

*Continued on next page...*

*Continued from previous page...*

Key	Atom-1	Atom-2	Model ID	Violation (Å)
(1,33)	1:A:55:SER:H	2:B:84:GLN:N	8	1.81
(1,33)	1:A:55:SER:H	2:B:84:GLN:NE2	8	1.81
(1,33)	1:A:55:SER:H	2:B:84:GLN:O	8	1.81
(1,33)	1:A:55:SER:H	2:B:84:GLN:OE1	8	1.81
(1,33)	1:A:55:SER:H	2:B:97:THR:C	8	1.81
(1,33)	1:A:55:SER:H	2:B:97:THR:CA	8	1.81
(1,33)	1:A:55:SER:H	2:B:97:THR:CB	8	1.81
(1,33)	1:A:55:SER:H	2:B:97:THR:CG2	8	1.81
(1,33)	1:A:55:SER:H	2:B:97:THR:H	8	1.81
(1,33)	1:A:55:SER:H	2:B:97:THR:HA	8	1.81
(1,33)	1:A:55:SER:H	2:B:97:THR:HB	8	1.81
(1,33)	1:A:55:SER:H	2:B:97:THR:HG1	8	1.81
(1,33)	1:A:55:SER:H	2:B:97:THR:HG21	8	1.81
(1,33)	1:A:55:SER:H	2:B:97:THR:HG22	8	1.81
(1,33)	1:A:55:SER:H	2:B:97:THR:HG23	8	1.81
(1,33)	1:A:55:SER:H	2:B:97:THR:N	8	1.81
(1,33)	1:A:55:SER:H	2:B:97:THR:O	8	1.81
(1,33)	1:A:55:SER:H	2:B:97:THR:OG1	8	1.81
(1,33)	1:A:55:SER:H	2:B:99:HIS:C	8	1.81
(1,33)	1:A:55:SER:H	2:B:99:HIS:CA	8	1.81
(1,33)	1:A:55:SER:H	2:B:99:HIS:CB	8	1.81
(1,33)	1:A:55:SER:H	2:B:99:HIS:CD2	8	1.81
(1,33)	1:A:55:SER:H	2:B:99:HIS:CE1	8	1.81
(1,33)	1:A:55:SER:H	2:B:99:HIS:CG	8	1.81
(1,33)	1:A:55:SER:H	2:B:99:HIS:H	8	1.81
(1,33)	1:A:55:SER:H	2:B:99:HIS:HA	8	1.81
(1,33)	1:A:55:SER:H	2:B:99:HIS:HB2	8	1.81
(1,33)	1:A:55:SER:H	2:B:99:HIS:HB3	8	1.81
(1,33)	1:A:55:SER:H	2:B:99:HIS:HD1	8	1.81
(1,33)	1:A:55:SER:H	2:B:99:HIS:HD2	8	1.81
(1,33)	1:A:55:SER:H	2:B:99:HIS:HE1	8	1.81
(1,33)	1:A:55:SER:H	2:B:99:HIS:HE2	8	1.81
(1,33)	1:A:55:SER:H	2:B:99:HIS:N	8	1.81
(1,33)	1:A:55:SER:H	2:B:99:HIS:ND1	8	1.81
(1,33)	1:A:55:SER:H	2:B:99:HIS:NE2	8	1.81
(1,33)	1:A:55:SER:H	2:B:99:HIS:O	8	1.81
(1,33)	1:A:55:SER:H	2:B:101:VAL:C	8	1.81
(1,33)	1:A:55:SER:H	2:B:101:VAL:CA	8	1.81
(1,33)	1:A:55:SER:H	2:B:101:VAL:CB	8	1.81
(1,33)	1:A:55:SER:H	2:B:101:VAL:CG1	8	1.81
(1,33)	1:A:55:SER:H	2:B:101:VAL:CG2	8	1.81
(1,33)	1:A:55:SER:H	2:B:101:VAL:H	8	1.81

*Continued on next page...*

*Continued from previous page...*

Key	Atom-1	Atom-2	Model ID	Violation (Å)
(1,33)	1:A:55:SER:H	2:B:101:VAL:HA	8	1.81
(1,33)	1:A:55:SER:H	2:B:101:VAL:HB	8	1.81
(1,33)	1:A:55:SER:H	2:B:101:VAL:HG11	8	1.81
(1,33)	1:A:55:SER:H	2:B:101:VAL:HG12	8	1.81
(1,33)	1:A:55:SER:H	2:B:101:VAL:HG13	8	1.81
(1,33)	1:A:55:SER:H	2:B:101:VAL:HG21	8	1.81
(1,33)	1:A:55:SER:H	2:B:101:VAL:HG22	8	1.81
(1,33)	1:A:55:SER:H	2:B:101:VAL:HG23	8	1.81
(1,33)	1:A:55:SER:H	2:B:101:VAL:N	8	1.81
(1,33)	1:A:55:SER:H	2:B:101:VAL:O	8	1.81
(1,33)	1:A:55:SER:HA	2:B:75:ILE:C	8	1.81
(1,33)	1:A:55:SER:HA	2:B:75:ILE:CA	8	1.81
(1,33)	1:A:55:SER:HA	2:B:75:ILE:CB	8	1.81
(1,33)	1:A:55:SER:HA	2:B:75:ILE:CD1	8	1.81
(1,33)	1:A:55:SER:HA	2:B:75:ILE:CG1	8	1.81
(1,33)	1:A:55:SER:HA	2:B:75:ILE:CG2	8	1.81
(1,33)	1:A:55:SER:HA	2:B:75:ILE:H	8	1.81
(1,33)	1:A:55:SER:HA	2:B:75:ILE:HA	8	1.81
(1,33)	1:A:55:SER:HA	2:B:75:ILE:HB	8	1.81
(1,33)	1:A:55:SER:HA	2:B:75:ILE:HD11	8	1.81
(1,33)	1:A:55:SER:HA	2:B:75:ILE:HD12	8	1.81
(1,33)	1:A:55:SER:HA	2:B:75:ILE:HD13	8	1.81
(1,33)	1:A:55:SER:HA	2:B:75:ILE:HG12	8	1.81
(1,33)	1:A:55:SER:HA	2:B:75:ILE:HG13	8	1.81
(1,33)	1:A:55:SER:HA	2:B:75:ILE:HG21	8	1.81
(1,33)	1:A:55:SER:HA	2:B:75:ILE:HG22	8	1.81
(1,33)	1:A:55:SER:HA	2:B:75:ILE:HG23	8	1.81
(1,33)	1:A:55:SER:HA	2:B:75:ILE:N	8	1.81
(1,33)	1:A:55:SER:HA	2:B:75:ILE:O	8	1.81
(1,33)	1:A:55:SER:HA	2:B:77:ALA:C	8	1.81
(1,33)	1:A:55:SER:HA	2:B:77:ALA:CA	8	1.81
(1,33)	1:A:55:SER:HA	2:B:77:ALA:CB	8	1.81
(1,33)	1:A:55:SER:HA	2:B:77:ALA:H	8	1.81
(1,33)	1:A:55:SER:HA	2:B:77:ALA:HA	8	1.81
(1,33)	1:A:55:SER:HA	2:B:77:ALA:HB1	8	1.81
(1,33)	1:A:55:SER:HA	2:B:77:ALA:HB2	8	1.81
(1,33)	1:A:55:SER:HA	2:B:77:ALA:HB3	8	1.81
(1,33)	1:A:55:SER:HA	2:B:77:ALA:N	8	1.81
(1,33)	1:A:55:SER:HA	2:B:77:ALA:O	8	1.81
(1,33)	1:A:55:SER:HA	2:B:78:GLY:C	8	1.81
(1,33)	1:A:55:SER:HA	2:B:78:GLY:CA	8	1.81
(1,33)	1:A:55:SER:HA	2:B:78:GLY:H	8	1.81

*Continued on next page...*

*Continued from previous page...*

Key	Atom-1	Atom-2	Model ID	Violation (Å)
(1,33)	1:A:55:SER:HA	2:B:78:GLY:HA2	8	1.81
(1,33)	1:A:55:SER:HA	2:B:78:GLY:HA3	8	1.81
(1,33)	1:A:55:SER:HA	2:B:78:GLY:N	8	1.81
(1,33)	1:A:55:SER:HA	2:B:78:GLY:O	8	1.81
(1,33)	1:A:55:SER:HA	2:B:79:LYS:C	8	1.81
(1,33)	1:A:55:SER:HA	2:B:79:LYS:CA	8	1.81
(1,33)	1:A:55:SER:HA	2:B:79:LYS:CB	8	1.81
(1,33)	1:A:55:SER:HA	2:B:79:LYS:CD	8	1.81
(1,33)	1:A:55:SER:HA	2:B:79:LYS:CE	8	1.81
(1,33)	1:A:55:SER:HA	2:B:79:LYS:CG	8	1.81
(1,33)	1:A:55:SER:HA	2:B:79:LYS:H	8	1.81
(1,33)	1:A:55:SER:HA	2:B:79:LYS:HA	8	1.81
(1,33)	1:A:55:SER:HA	2:B:79:LYS:HB2	8	1.81
(1,33)	1:A:55:SER:HA	2:B:79:LYS:HB3	8	1.81
(1,33)	1:A:55:SER:HA	2:B:79:LYS:HD2	8	1.81
(1,33)	1:A:55:SER:HA	2:B:79:LYS:HD3	8	1.81
(1,33)	1:A:55:SER:HA	2:B:79:LYS:HE2	8	1.81
(1,33)	1:A:55:SER:HA	2:B:79:LYS:HE3	8	1.81
(1,33)	1:A:55:SER:HA	2:B:79:LYS:HG2	8	1.81
(1,33)	1:A:55:SER:HA	2:B:79:LYS:HG3	8	1.81
(1,33)	1:A:55:SER:HA	2:B:79:LYS:HZ1	8	1.81
(1,33)	1:A:55:SER:HA	2:B:79:LYS:HZ2	8	1.81
(1,33)	1:A:55:SER:HA	2:B:79:LYS:HZ3	8	1.81
(1,33)	1:A:55:SER:HA	2:B:79:LYS:N	8	1.81
(1,33)	1:A:55:SER:HA	2:B:79:LYS:NZ	8	1.81
(1,33)	1:A:55:SER:HA	2:B:80:ILE:C	8	1.81
(1,33)	1:A:55:SER:HA	2:B:80:ILE:CA	8	1.81
(1,33)	1:A:55:SER:HA	2:B:80:ILE:CB	8	1.81
(1,33)	1:A:55:SER:HA	2:B:80:ILE:CD1	8	1.81
(1,33)	1:A:55:SER:HA	2:B:80:ILE:CG1	8	1.81
(1,33)	1:A:55:SER:HA	2:B:80:ILE:CG2	8	1.81
(1,33)	1:A:55:SER:HA	2:B:80:ILE:H	8	1.81
(1,33)	1:A:55:SER:HA	2:B:80:ILE:HA	8	1.81
(1,33)	1:A:55:SER:HA	2:B:80:ILE:HB	8	1.81
(1,33)	1:A:55:SER:HA	2:B:80:ILE:HD11	8	1.81
(1,33)	1:A:55:SER:HA	2:B:80:ILE:HD12	8	1.81
(1,33)	1:A:55:SER:HA	2:B:80:ILE:HD13	8	1.81
(1,33)	1:A:55:SER:HA	2:B:80:ILE:HG12	8	1.81
(1,33)	1:A:55:SER:HA	2:B:80:ILE:HG13	8	1.81
(1,33)	1:A:55:SER:HA	2:B:80:ILE:HG21	8	1.81
(1,33)	1:A:55:SER:HA	2:B:80:ILE:HG22	8	1.81

*Continued on next page...*

*Continued from previous page...*

Key	Atom-1	Atom-2	Model ID	Violation (Å)
(1,33)	1:A:55:SER:HA	2:B:80:ILE:HG23	8	1.81
(1,33)	1:A:55:SER:HA	2:B:80:ILE:N	8	1.81
(1,33)	1:A:55:SER:HA	2:B:80:ILE:O	8	1.81
(1,33)	1:A:55:SER:HA	2:B:84:GLN:C	8	1.81
(1,33)	1:A:55:SER:HA	2:B:84:GLN:CA	8	1.81
(1,33)	1:A:55:SER:HA	2:B:84:GLN:CB	8	1.81
(1,33)	1:A:55:SER:HA	2:B:84:GLN:CD	8	1.81
(1,33)	1:A:55:SER:HA	2:B:84:GLN:CG	8	1.81
(1,33)	1:A:55:SER:HA	2:B:84:GLN:H	8	1.81
(1,33)	1:A:55:SER:HA	2:B:84:GLN:HA	8	1.81
(1,33)	1:A:55:SER:HA	2:B:84:GLN:HB2	8	1.81
(1,33)	1:A:55:SER:HA	2:B:84:GLN:HB3	8	1.81
(1,33)	1:A:55:SER:HA	2:B:84:GLN:HE21	8	1.81
(1,33)	1:A:55:SER:HA	2:B:84:GLN:HE22	8	1.81
(1,33)	1:A:55:SER:HA	2:B:84:GLN:HG2	8	1.81
(1,33)	1:A:55:SER:HA	2:B:84:GLN:HG3	8	1.81
(1,33)	1:A:55:SER:HA	2:B:84:GLN:N	8	1.81
(1,33)	1:A:55:SER:HA	2:B:84:GLN:NE2	8	1.81
(1,33)	1:A:55:SER:HA	2:B:84:GLN:O	8	1.81
(1,33)	1:A:55:SER:HA	2:B:84:GLN:OE1	8	1.81
(1,33)	1:A:55:SER:HA	2:B:97:THR:C	8	1.81
(1,33)	1:A:55:SER:HA	2:B:97:THR:CA	8	1.81
(1,33)	1:A:55:SER:HA	2:B:97:THR:CB	8	1.81
(1,33)	1:A:55:SER:HA	2:B:97:THR:CG2	8	1.81
(1,33)	1:A:55:SER:HA	2:B:97:THR:H	8	1.81
(1,33)	1:A:55:SER:HA	2:B:97:THR:HA	8	1.81
(1,33)	1:A:55:SER:HA	2:B:97:THR:HB	8	1.81
(1,33)	1:A:55:SER:HA	2:B:97:THR:HG1	8	1.81
(1,33)	1:A:55:SER:HA	2:B:97:THR:HG21	8	1.81
(1,33)	1:A:55:SER:HA	2:B:97:THR:HG22	8	1.81
(1,33)	1:A:55:SER:HA	2:B:97:THR:HG23	8	1.81
(1,33)	1:A:55:SER:HA	2:B:97:THR:N	8	1.81
(1,33)	1:A:55:SER:HA	2:B:97:THR:O	8	1.81
(1,33)	1:A:55:SER:HA	2:B:97:THR:OG1	8	1.81
(1,33)	1:A:55:SER:HA	2:B:99:HIS:C	8	1.81
(1,33)	1:A:55:SER:HA	2:B:99:HIS:CA	8	1.81
(1,33)	1:A:55:SER:HA	2:B:99:HIS:CB	8	1.81
(1,33)	1:A:55:SER:HA	2:B:99:HIS:CD2	8	1.81
(1,33)	1:A:55:SER:HA	2:B:99:HIS:CE1	8	1.81
(1,33)	1:A:55:SER:HA	2:B:99:HIS:CG	8	1.81
(1,33)	1:A:55:SER:HA	2:B:99:HIS:H	8	1.81
(1,33)	1:A:55:SER:HA	2:B:99:HIS:HA	8	1.81

*Continued on next page...*

*Continued from previous page...*

Key	Atom-1	Atom-2	Model ID	Violation (Å)
(1,33)	1:A:55:SER:HA	2:B:99:HIS:HB2	8	1.81
(1,33)	1:A:55:SER:HA	2:B:99:HIS:HB3	8	1.81
(1,33)	1:A:55:SER:HA	2:B:99:HIS:HD1	8	1.81
(1,33)	1:A:55:SER:HA	2:B:99:HIS:HD2	8	1.81
(1,33)	1:A:55:SER:HA	2:B:99:HIS:HE1	8	1.81
(1,33)	1:A:55:SER:HA	2:B:99:HIS:HE2	8	1.81
(1,33)	1:A:55:SER:HA	2:B:99:HIS:N	8	1.81
(1,33)	1:A:55:SER:HA	2:B:99:HIS:ND1	8	1.81
(1,33)	1:A:55:SER:HA	2:B:99:HIS:NE2	8	1.81
(1,33)	1:A:55:SER:HA	2:B:99:HIS:O	8	1.81
(1,33)	1:A:55:SER:HA	2:B:101:VAL:C	8	1.81
(1,33)	1:A:55:SER:HA	2:B:101:VAL:CA	8	1.81
(1,33)	1:A:55:SER:HA	2:B:101:VAL:CB	8	1.81
(1,33)	1:A:55:SER:HA	2:B:101:VAL:CG1	8	1.81
(1,33)	1:A:55:SER:HA	2:B:101:VAL:CG2	8	1.81
(1,33)	1:A:55:SER:HA	2:B:101:VAL:H	8	1.81
(1,33)	1:A:55:SER:HA	2:B:101:VAL:HA	8	1.81
(1,33)	1:A:55:SER:HA	2:B:101:VAL:HB	8	1.81
(1,33)	1:A:55:SER:HA	2:B:101:VAL:HG11	8	1.81
(1,33)	1:A:55:SER:HA	2:B:101:VAL:HG12	8	1.81
(1,33)	1:A:55:SER:HA	2:B:101:VAL:HG13	8	1.81
(1,33)	1:A:55:SER:HA	2:B:101:VAL:HG21	8	1.81
(1,33)	1:A:55:SER:HA	2:B:101:VAL:HG22	8	1.81
(1,33)	1:A:55:SER:HA	2:B:101:VAL:HG23	8	1.81
(1,33)	1:A:55:SER:HA	2:B:101:VAL:N	8	1.81
(1,33)	1:A:55:SER:HA	2:B:101:VAL:O	8	1.81
(1,33)	1:A:55:SER:HB2	2:B:75:ILE:C	8	1.81
(1,33)	1:A:55:SER:HB2	2:B:75:ILE:CA	8	1.81
(1,33)	1:A:55:SER:HB2	2:B:75:ILE:CB	8	1.81
(1,33)	1:A:55:SER:HB2	2:B:75:ILE:CD1	8	1.81
(1,33)	1:A:55:SER:HB2	2:B:75:ILE:CG1	8	1.81
(1,33)	1:A:55:SER:HB2	2:B:75:ILE:CG2	8	1.81
(1,33)	1:A:55:SER:HB2	2:B:75:ILE:H	8	1.81
(1,33)	1:A:55:SER:HB2	2:B:75:ILE:HA	8	1.81
(1,33)	1:A:55:SER:HB2	2:B:75:ILE:HB	8	1.81
(1,33)	1:A:55:SER:HB2	2:B:75:ILE:HD11	8	1.81
(1,33)	1:A:55:SER:HB2	2:B:75:ILE:HD12	8	1.81
(1,33)	1:A:55:SER:HB2	2:B:75:ILE:HD13	8	1.81
(1,33)	1:A:55:SER:HB2	2:B:75:ILE:HG12	8	1.81
(1,33)	1:A:55:SER:HB2	2:B:75:ILE:HG13	8	1.81
(1,33)	1:A:55:SER:HB2	2:B:75:ILE:HG21	8	1.81
(1,33)	1:A:55:SER:HB2	2:B:75:ILE:HG22	8	1.81

*Continued on next page...*

*Continued from previous page...*

Key	Atom-1	Atom-2	Model ID	Violation (Å)
(1,33)	1:A:55:SER:HB2	2:B:75:ILE:HG23	8	1.81
(1,33)	1:A:55:SER:HB2	2:B:75:ILE:N	8	1.81
(1,33)	1:A:55:SER:HB2	2:B:75:ILE:O	8	1.81
(1,33)	1:A:55:SER:HB2	2:B:77:ALA:C	8	1.81
(1,33)	1:A:55:SER:HB2	2:B:77:ALA:CA	8	1.81
(1,33)	1:A:55:SER:HB2	2:B:77:ALA:CB	8	1.81
(1,33)	1:A:55:SER:HB2	2:B:77:ALA:H	8	1.81
(1,33)	1:A:55:SER:HB2	2:B:77:ALA:HA	8	1.81
(1,33)	1:A:55:SER:HB2	2:B:77:ALA:HB1	8	1.81
(1,33)	1:A:55:SER:HB2	2:B:77:ALA:HB2	8	1.81
(1,33)	1:A:55:SER:HB2	2:B:77:ALA:HB3	8	1.81
(1,33)	1:A:55:SER:HB2	2:B:77:ALA:N	8	1.81
(1,33)	1:A:55:SER:HB2	2:B:77:ALA:O	8	1.81
(1,33)	1:A:55:SER:HB2	2:B:78:GLY:C	8	1.81
(1,33)	1:A:55:SER:HB2	2:B:78:GLY:CA	8	1.81
(1,33)	1:A:55:SER:HB2	2:B:78:GLY:H	8	1.81
(1,33)	1:A:55:SER:HB2	2:B:78:GLY:HA2	8	1.81
(1,33)	1:A:55:SER:HB2	2:B:78:GLY:HA3	8	1.81
(1,33)	1:A:55:SER:HB2	2:B:78:GLY:N	8	1.81
(1,33)	1:A:55:SER:HB2	2:B:78:GLY:O	8	1.81
(1,33)	1:A:55:SER:HB2	2:B:79:LYS:C	8	1.81
(1,33)	1:A:55:SER:HB2	2:B:79:LYS:CA	8	1.81
(1,33)	1:A:55:SER:HB2	2:B:79:LYS:CB	8	1.81
(1,33)	1:A:55:SER:HB2	2:B:79:LYS:CD	8	1.81
(1,33)	1:A:55:SER:HB2	2:B:79:LYS:CE	8	1.81
(1,33)	1:A:55:SER:HB2	2:B:79:LYS:CG	8	1.81
(1,33)	1:A:55:SER:HB2	2:B:79:LYS:H	8	1.81
(1,33)	1:A:55:SER:HB2	2:B:79:LYS:HA	8	1.81
(1,33)	1:A:55:SER:HB2	2:B:79:LYS:HB2	8	1.81
(1,33)	1:A:55:SER:HB2	2:B:79:LYS:HB3	8	1.81
(1,33)	1:A:55:SER:HB2	2:B:79:LYS:HD2	8	1.81
(1,33)	1:A:55:SER:HB2	2:B:79:LYS:HD3	8	1.81
(1,33)	1:A:55:SER:HB2	2:B:79:LYS:HE2	8	1.81
(1,33)	1:A:55:SER:HB2	2:B:79:LYS:HE3	8	1.81
(1,33)	1:A:55:SER:HB2	2:B:79:LYS:HG2	8	1.81
(1,33)	1:A:55:SER:HB2	2:B:79:LYS:HG3	8	1.81
(1,33)	1:A:55:SER:HB2	2:B:79:LYS:HZ1	8	1.81
(1,33)	1:A:55:SER:HB2	2:B:79:LYS:HZ2	8	1.81
(1,33)	1:A:55:SER:HB2	2:B:79:LYS:HZ3	8	1.81
(1,33)	1:A:55:SER:HB2	2:B:79:LYS:N	8	1.81
(1,33)	1:A:55:SER:HB2	2:B:79:LYS:NZ	8	1.81
(1,33)	1:A:55:SER:HB2	2:B:79:LYS:O	8	1.81

*Continued on next page...*



*Continued from previous page...*

Key	Atom-1	Atom-2	Model ID	Violation (Å)
(1,33)	1:A:55:SER:HB2	2:B:80:ILE:C	8	1.81
(1,33)	1:A:55:SER:HB2	2:B:80:ILE:CA	8	1.81
(1,33)	1:A:55:SER:HB2	2:B:80:ILE:CB	8	1.81
(1,33)	1:A:55:SER:HB2	2:B:80:ILE:CD1	8	1.81
(1,33)	1:A:55:SER:HB2	2:B:80:ILE:CG1	8	1.81
(1,33)	1:A:55:SER:HB2	2:B:80:ILE:CG2	8	1.81
(1,33)	1:A:55:SER:HB2	2:B:80:ILE:H	8	1.81
(1,33)	1:A:55:SER:HB2	2:B:80:ILE:HA	8	1.81
(1,33)	1:A:55:SER:HB2	2:B:80:ILE:HB	8	1.81
(1,33)	1:A:55:SER:HB2	2:B:80:ILE:HD11	8	1.81
(1,33)	1:A:55:SER:HB2	2:B:80:ILE:HD12	8	1.81
(1,33)	1:A:55:SER:HB2	2:B:80:ILE:HD13	8	1.81
(1,33)	1:A:55:SER:HB2	2:B:80:ILE:HG12	8	1.81
(1,33)	1:A:55:SER:HB2	2:B:80:ILE:HG13	8	1.81
(1,33)	1:A:55:SER:HB2	2:B:80:ILE:HG21	8	1.81
(1,33)	1:A:55:SER:HB2	2:B:80:ILE:HG22	8	1.81
(1,33)	1:A:55:SER:HB2	2:B:80:ILE:HG23	8	1.81
(1,33)	1:A:55:SER:HB2	2:B:80:ILE:N	8	1.81
(1,33)	1:A:55:SER:HB2	2:B:80:ILE:O	8	1.81
(1,33)	1:A:55:SER:HB2	2:B:84:GLN:C	8	1.81
(1,33)	1:A:55:SER:HB2	2:B:84:GLN:CA	8	1.81
(1,33)	1:A:55:SER:HB2	2:B:84:GLN:CB	8	1.81
(1,33)	1:A:55:SER:HB2	2:B:84:GLN:CD	8	1.81
(1,33)	1:A:55:SER:HB2	2:B:84:GLN:CG	8	1.81
(1,33)	1:A:55:SER:HB2	2:B:84:GLN:H	8	1.81
(1,33)	1:A:55:SER:HB2	2:B:84:GLN:HA	8	1.81
(1,33)	1:A:55:SER:HB2	2:B:84:GLN:HB2	8	1.81
(1,33)	1:A:55:SER:HB2	2:B:84:GLN:HB3	8	1.81
(1,33)	1:A:55:SER:HB2	2:B:84:GLN:HE21	8	1.81
(1,33)	1:A:55:SER:HB2	2:B:84:GLN:HE22	8	1.81
(1,33)	1:A:55:SER:HB2	2:B:84:GLN:HG2	8	1.81
(1,33)	1:A:55:SER:HB2	2:B:84:GLN:HG3	8	1.81
(1,33)	1:A:55:SER:HB2	2:B:84:GLN:N	8	1.81
(1,33)	1:A:55:SER:HB2	2:B:84:GLN:NE2	8	1.81
(1,33)	1:A:55:SER:HB2	2:B:84:GLN:O	8	1.81
(1,33)	1:A:55:SER:HB2	2:B:84:GLN:OE1	8	1.81
(1,33)	1:A:55:SER:HB2	2:B:97:THR:C	8	1.81
(1,33)	1:A:55:SER:HB2	2:B:97:THR:CA	8	1.81
(1,33)	1:A:55:SER:HB2	2:B:97:THR:CB	8	1.81
(1,33)	1:A:55:SER:HB2	2:B:97:THR:CG2	8	1.81
(1,33)	1:A:55:SER:HB2	2:B:97:THR:H	8	1.81
(1,33)	1:A:55:SER:HB2	2:B:97:THR:HA	8	1.81

*Continued on next page...*

*Continued from previous page...*

Key	Atom-1	Atom-2	Model ID	Violation (Å)
(1,33)	1:A:55:SER:HB2	2:B:97:THR:HB	8	1.81
(1,33)	1:A:55:SER:HB2	2:B:97:THR:HG1	8	1.81
(1,33)	1:A:55:SER:HB2	2:B:97:THR:HG21	8	1.81
(1,33)	1:A:55:SER:HB2	2:B:97:THR:HG22	8	1.81
(1,33)	1:A:55:SER:HB2	2:B:97:THR:HG23	8	1.81
(1,33)	1:A:55:SER:HB2	2:B:97:THR:N	8	1.81
(1,33)	1:A:55:SER:HB2	2:B:97:THR:O	8	1.81
(1,33)	1:A:55:SER:HB2	2:B:97:THR:OG1	8	1.81
(1,33)	1:A:55:SER:HB2	2:B:99:HIS:C	8	1.81
(1,33)	1:A:55:SER:HB2	2:B:99:HIS:CA	8	1.81
(1,33)	1:A:55:SER:HB2	2:B:99:HIS:CB	8	1.81
(1,33)	1:A:55:SER:HB2	2:B:99:HIS:CD2	8	1.81
(1,33)	1:A:55:SER:HB2	2:B:99:HIS:CE1	8	1.81
(1,33)	1:A:55:SER:HB2	2:B:99:HIS:CG	8	1.81
(1,33)	1:A:55:SER:HB2	2:B:99:HIS:H	8	1.81
(1,33)	1:A:55:SER:HB2	2:B:99:HIS:HA	8	1.81
(1,33)	1:A:55:SER:HB2	2:B:99:HIS:HB2	8	1.81
(1,33)	1:A:55:SER:HB2	2:B:99:HIS:HB3	8	1.81
(1,33)	1:A:55:SER:HB2	2:B:99:HIS:HD1	8	1.81
(1,33)	1:A:55:SER:HB2	2:B:99:HIS:HD2	8	1.81
(1,33)	1:A:55:SER:HB2	2:B:99:HIS:HE1	8	1.81
(1,33)	1:A:55:SER:HB2	2:B:99:HIS:HE2	8	1.81
(1,33)	1:A:55:SER:HB2	2:B:99:HIS:N	8	1.81
(1,33)	1:A:55:SER:HB2	2:B:99:HIS:ND1	8	1.81
(1,33)	1:A:55:SER:HB2	2:B:99:HIS:NE2	8	1.81
(1,33)	1:A:55:SER:HB2	2:B:99:HIS:O	8	1.81
(1,33)	1:A:55:SER:HB2	2:B:101:VAL:C	8	1.81
(1,33)	1:A:55:SER:HB2	2:B:101:VAL:CA	8	1.81
(1,33)	1:A:55:SER:HB2	2:B:101:VAL:CB	8	1.81
(1,33)	1:A:55:SER:HB2	2:B:101:VAL:CG1	8	1.81
(1,33)	1:A:55:SER:HB2	2:B:101:VAL:CG2	8	1.81
(1,33)	1:A:55:SER:HB2	2:B:101:VAL:H	8	1.81
(1,33)	1:A:55:SER:HB2	2:B:101:VAL:HA	8	1.81
(1,33)	1:A:55:SER:HB2	2:B:101:VAL:HB	8	1.81
(1,33)	1:A:55:SER:HB2	2:B:101:VAL:HG11	8	1.81
(1,33)	1:A:55:SER:HB2	2:B:101:VAL:HG12	8	1.81
(1,33)	1:A:55:SER:HB2	2:B:101:VAL:HG13	8	1.81
(1,33)	1:A:55:SER:HB2	2:B:101:VAL:HG21	8	1.81
(1,33)	1:A:55:SER:HB2	2:B:101:VAL:HG22	8	1.81
(1,33)	1:A:55:SER:HB2	2:B:101:VAL:HG23	8	1.81
(1,33)	1:A:55:SER:HB2	2:B:101:VAL:N	8	1.81
(1,33)	1:A:55:SER:HB2	2:B:101:VAL:O	8	1.81

*Continued on next page...*

*Continued from previous page...*

Key	Atom-1	Atom-2	Model ID	Violation (Å)
(1,33)	1:A:55:SER:HB3	2:B:75:ILE:C	8	1.81
(1,33)	1:A:55:SER:HB3	2:B:75:ILE:CA	8	1.81
(1,33)	1:A:55:SER:HB3	2:B:75:ILE:CB	8	1.81
(1,33)	1:A:55:SER:HB3	2:B:75:ILE:CD1	8	1.81
(1,33)	1:A:55:SER:HB3	2:B:75:ILE:CG1	8	1.81
(1,33)	1:A:55:SER:HB3	2:B:75:ILE:CG2	8	1.81
(1,33)	1:A:55:SER:HB3	2:B:75:ILE:H	8	1.81
(1,33)	1:A:55:SER:HB3	2:B:75:ILE:HA	8	1.81
(1,33)	1:A:55:SER:HB3	2:B:75:ILE:HB	8	1.81
(1,33)	1:A:55:SER:HB3	2:B:75:ILE:HD11	8	1.81
(1,33)	1:A:55:SER:HB3	2:B:75:ILE:HD12	8	1.81
(1,33)	1:A:55:SER:HB3	2:B:75:ILE:HD13	8	1.81
(1,33)	1:A:55:SER:HB3	2:B:75:ILE:HG12	8	1.81
(1,33)	1:A:55:SER:HB3	2:B:75:ILE:HG13	8	1.81
(1,33)	1:A:55:SER:HB3	2:B:75:ILE:HG21	8	1.81
(1,33)	1:A:55:SER:HB3	2:B:75:ILE:HG22	8	1.81
(1,33)	1:A:55:SER:HB3	2:B:75:ILE:HG23	8	1.81
(1,33)	1:A:55:SER:HB3	2:B:75:ILE:N	8	1.81
(1,33)	1:A:55:SER:HB3	2:B:75:ILE:O	8	1.81
(1,33)	1:A:55:SER:HB3	2:B:77:ALA:C	8	1.81
(1,33)	1:A:55:SER:HB3	2:B:77:ALA:CA	8	1.81
(1,33)	1:A:55:SER:HB3	2:B:77:ALA:CB	8	1.81
(1,33)	1:A:55:SER:HB3	2:B:77:ALA:H	8	1.81
(1,33)	1:A:55:SER:HB3	2:B:77:ALA:HA	8	1.81
(1,33)	1:A:55:SER:HB3	2:B:77:ALA:HB1	8	1.81
(1,33)	1:A:55:SER:HB3	2:B:77:ALA:HB2	8	1.81
(1,33)	1:A:55:SER:HB3	2:B:77:ALA:HB3	8	1.81
(1,33)	1:A:55:SER:HB3	2:B:77:ALA:N	8	1.81
(1,33)	1:A:55:SER:HB3	2:B:77:ALA:O	8	1.81
(1,33)	1:A:55:SER:HB3	2:B:78:GLY:C	8	1.81
(1,33)	1:A:55:SER:HB3	2:B:78:GLY:CA	8	1.81
(1,33)	1:A:55:SER:HB3	2:B:78:GLY:H	8	1.81
(1,33)	1:A:55:SER:HB3	2:B:78:GLY:HA2	8	1.81
(1,33)	1:A:55:SER:HB3	2:B:78:GLY:HA3	8	1.81
(1,33)	1:A:55:SER:HB3	2:B:78:GLY:N	8	1.81
(1,33)	1:A:55:SER:HB3	2:B:78:GLY:O	8	1.81
(1,33)	1:A:55:SER:HB3	2:B:79:LYS:C	8	1.81
(1,33)	1:A:55:SER:HB3	2:B:79:LYS:CA	8	1.81
(1,33)	1:A:55:SER:HB3	2:B:79:LYS:CB	8	1.81
(1,33)	1:A:55:SER:HB3	2:B:79:LYS:CD	8	1.81
(1,33)	1:A:55:SER:HB3	2:B:79:LYS:CE	8	1.81
(1,33)	1:A:55:SER:HB3	2:B:79:LYS:CG	8	1.81

*Continued on next page...*

*Continued from previous page...*

Key	Atom-1	Atom-2	Model ID	Violation (Å)
(1,33)	1:A:55:SER:HB3	2:B:79:LYS:H	8	1.81
(1,33)	1:A:55:SER:HB3	2:B:79:LYS:HA	8	1.81
(1,33)	1:A:55:SER:HB3	2:B:79:LYS:HB2	8	1.81
(1,33)	1:A:55:SER:HB3	2:B:79:LYS:HB3	8	1.81
(1,33)	1:A:55:SER:HB3	2:B:79:LYS:HD2	8	1.81
(1,33)	1:A:55:SER:HB3	2:B:79:LYS:HD3	8	1.81
(1,33)	1:A:55:SER:HB3	2:B:79:LYS:HE2	8	1.81
(1,33)	1:A:55:SER:HB3	2:B:79:LYS:HE3	8	1.81
(1,33)	1:A:55:SER:HB3	2:B:79:LYS:HG2	8	1.81
(1,33)	1:A:55:SER:HB3	2:B:79:LYS:HG3	8	1.81
(1,33)	1:A:55:SER:HB3	2:B:79:LYS:HZ1	8	1.81
(1,33)	1:A:55:SER:HB3	2:B:79:LYS:HZ2	8	1.81
(1,33)	1:A:55:SER:HB3	2:B:79:LYS:HZ3	8	1.81
(1,33)	1:A:55:SER:HB3	2:B:79:LYS:N	8	1.81
(1,33)	1:A:55:SER:HB3	2:B:79:LYS:NZ	8	1.81
(1,33)	1:A:55:SER:HB3	2:B:79:LYS:O	8	1.81
(1,33)	1:A:55:SER:HB3	2:B:80:ILE:C	8	1.81
(1,33)	1:A:55:SER:HB3	2:B:80:ILE:CA	8	1.81
(1,33)	1:A:55:SER:HB3	2:B:80:ILE:CB	8	1.81
(1,33)	1:A:55:SER:HB3	2:B:80:ILE:CD1	8	1.81
(1,33)	1:A:55:SER:HB3	2:B:80:ILE:CG1	8	1.81
(1,33)	1:A:55:SER:HB3	2:B:80:ILE:CG2	8	1.81
(1,33)	1:A:55:SER:HB3	2:B:80:ILE:H	8	1.81
(1,33)	1:A:55:SER:HB3	2:B:80:ILE:HA	8	1.81
(1,33)	1:A:55:SER:HB3	2:B:80:ILE:HB	8	1.81
(1,33)	1:A:55:SER:HB3	2:B:80:ILE:HD11	8	1.81
(1,33)	1:A:55:SER:HB3	2:B:80:ILE:HD12	8	1.81
(1,33)	1:A:55:SER:HB3	2:B:80:ILE:HD13	8	1.81
(1,33)	1:A:55:SER:HB3	2:B:80:ILE:HG12	8	1.81
(1,33)	1:A:55:SER:HB3	2:B:80:ILE:HG13	8	1.81
(1,33)	1:A:55:SER:HB3	2:B:80:ILE:HG21	8	1.81
(1,33)	1:A:55:SER:HB3	2:B:80:ILE:HG22	8	1.81
(1,33)	1:A:55:SER:HB3	2:B:80:ILE:HG23	8	1.81
(1,33)	1:A:55:SER:HB3	2:B:80:ILE:N	8	1.81
(1,33)	1:A:55:SER:HB3	2:B:80:ILE:O	8	1.81
(1,33)	1:A:55:SER:HB3	2:B:84:GLN:C	8	1.81
(1,33)	1:A:55:SER:HB3	2:B:84:GLN:CA	8	1.81
(1,33)	1:A:55:SER:HB3	2:B:84:GLN:CB	8	1.81
(1,33)	1:A:55:SER:HB3	2:B:84:GLN:CD	8	1.81
(1,33)	1:A:55:SER:HB3	2:B:84:GLN:CG	8	1.81
(1,33)	1:A:55:SER:HB3	2:B:84:GLN:H	8	1.81
(1,33)	1:A:55:SER:HB3	2:B:84:GLN:HA	8	1.81

*Continued on next page...*

*Continued from previous page...*

Key	Atom-1	Atom-2	Model ID	Violation (Å)
(1,33)	1:A:55:SER:HB3	2:B:84:GLN:HB2	8	1.81
(1,33)	1:A:55:SER:HB3	2:B:84:GLN:HB3	8	1.81
(1,33)	1:A:55:SER:HB3	2:B:84:GLN:HE21	8	1.81
(1,33)	1:A:55:SER:HB3	2:B:84:GLN:HE22	8	1.81
(1,33)	1:A:55:SER:HB3	2:B:84:GLN:HG2	8	1.81
(1,33)	1:A:55:SER:HB3	2:B:84:GLN:HG3	8	1.81
(1,33)	1:A:55:SER:HB3	2:B:84:GLN:N	8	1.81
(1,33)	1:A:55:SER:HB3	2:B:84:GLN:NE2	8	1.81
(1,33)	1:A:55:SER:HB3	2:B:84:GLN:O	8	1.81
(1,33)	1:A:55:SER:HB3	2:B:84:GLN:OE1	8	1.81
(1,33)	1:A:55:SER:HB3	2:B:97:THR:C	8	1.81
(1,33)	1:A:55:SER:HB3	2:B:97:THR:CA	8	1.81
(1,33)	1:A:55:SER:HB3	2:B:97:THR:CB	8	1.81
(1,33)	1:A:55:SER:HB3	2:B:97:THR:CG2	8	1.81
(1,33)	1:A:55:SER:HB3	2:B:97:THR:H	8	1.81
(1,33)	1:A:55:SER:HB3	2:B:97:THR:HA	8	1.81
(1,33)	1:A:55:SER:HB3	2:B:97:THR:HB	8	1.81
(1,33)	1:A:55:SER:HB3	2:B:97:THR:HG1	8	1.81
(1,33)	1:A:55:SER:HB3	2:B:97:THR:HG21	8	1.81
(1,33)	1:A:55:SER:HB3	2:B:97:THR:HG22	8	1.81
(1,33)	1:A:55:SER:HB3	2:B:97:THR:HG23	8	1.81
(1,33)	1:A:55:SER:HB3	2:B:97:THR:N	8	1.81
(1,33)	1:A:55:SER:HB3	2:B:97:THR:O	8	1.81
(1,33)	1:A:55:SER:HB3	2:B:97:THR:OG1	8	1.81
(1,33)	1:A:55:SER:HB3	2:B:99:HIS:C	8	1.81
(1,33)	1:A:55:SER:HB3	2:B:99:HIS:CA	8	1.81
(1,33)	1:A:55:SER:HB3	2:B:99:HIS:CB	8	1.81
(1,33)	1:A:55:SER:HB3	2:B:99:HIS:CD2	8	1.81
(1,33)	1:A:55:SER:HB3	2:B:99:HIS:CE1	8	1.81
(1,33)	1:A:55:SER:HB3	2:B:99:HIS:CG	8	1.81
(1,33)	1:A:55:SER:HB3	2:B:99:HIS:H	8	1.81
(1,33)	1:A:55:SER:HB3	2:B:99:HIS:HA	8	1.81
(1,33)	1:A:55:SER:HB3	2:B:99:HIS:HB2	8	1.81
(1,33)	1:A:55:SER:HB3	2:B:99:HIS:HB3	8	1.81
(1,33)	1:A:55:SER:HB3	2:B:99:HIS:HD1	8	1.81
(1,33)	1:A:55:SER:HB3	2:B:99:HIS:HD2	8	1.81
(1,33)	1:A:55:SER:HB3	2:B:99:HIS:HE1	8	1.81
(1,33)	1:A:55:SER:HB3	2:B:99:HIS:HE2	8	1.81
(1,33)	1:A:55:SER:HB3	2:B:99:HIS:N	8	1.81
(1,33)	1:A:55:SER:HB3	2:B:99:HIS:ND1	8	1.81
(1,33)	1:A:55:SER:HB3	2:B:99:HIS:NE2	8	1.81
(1,33)	1:A:55:SER:HB3	2:B:99:HIS:O	8	1.81

*Continued on next page...*

*Continued from previous page...*

Key	Atom-1	Atom-2	Model ID	Violation (Å)
(1,33)	1:A:55:SER:HB3	2:B:101:VAL:C	8	1.81
(1,33)	1:A:55:SER:HB3	2:B:101:VAL:CA	8	1.81
(1,33)	1:A:55:SER:HB3	2:B:101:VAL:CB	8	1.81
(1,33)	1:A:55:SER:HB3	2:B:101:VAL:CG1	8	1.81
(1,33)	1:A:55:SER:HB3	2:B:101:VAL:CG2	8	1.81
(1,33)	1:A:55:SER:HB3	2:B:101:VAL:H	8	1.81
(1,33)	1:A:55:SER:HB3	2:B:101:VAL:HA	8	1.81
(1,33)	1:A:55:SER:HB3	2:B:101:VAL:HB	8	1.81
(1,33)	1:A:55:SER:HB3	2:B:101:VAL:HG11	8	1.81
(1,33)	1:A:55:SER:HB3	2:B:101:VAL:HG12	8	1.81
(1,33)	1:A:55:SER:HB3	2:B:101:VAL:HG13	8	1.81
(1,33)	1:A:55:SER:HB3	2:B:101:VAL:HG21	8	1.81
(1,33)	1:A:55:SER:HB3	2:B:101:VAL:HG22	8	1.81
(1,33)	1:A:55:SER:HB3	2:B:101:VAL:HG23	8	1.81
(1,33)	1:A:55:SER:HB3	2:B:101:VAL:N	8	1.81
(1,33)	1:A:55:SER:HB3	2:B:101:VAL:O	8	1.81
(1,33)	1:A:55:SER:HG	2:B:75:ILE:C	8	1.81
(1,33)	1:A:55:SER:HG	2:B:75:ILE:CA	8	1.81
(1,33)	1:A:55:SER:HG	2:B:75:ILE:CB	8	1.81
(1,33)	1:A:55:SER:HG	2:B:75:ILE:CD1	8	1.81
(1,33)	1:A:55:SER:HG	2:B:75:ILE:CG1	8	1.81
(1,33)	1:A:55:SER:HG	2:B:75:ILE:CG2	8	1.81
(1,33)	1:A:55:SER:HG	2:B:75:ILE:H	8	1.81
(1,33)	1:A:55:SER:HG	2:B:75:ILE:HA	8	1.81
(1,33)	1:A:55:SER:HG	2:B:75:ILE:HB	8	1.81
(1,33)	1:A:55:SER:HG	2:B:75:ILE:HD11	8	1.81
(1,33)	1:A:55:SER:HG	2:B:75:ILE:HD12	8	1.81
(1,33)	1:A:55:SER:HG	2:B:75:ILE:HD13	8	1.81
(1,33)	1:A:55:SER:HG	2:B:75:ILE:HG12	8	1.81
(1,33)	1:A:55:SER:HG	2:B:75:ILE:HG13	8	1.81
(1,33)	1:A:55:SER:HG	2:B:75:ILE:HG21	8	1.81
(1,33)	1:A:55:SER:HG	2:B:75:ILE:HG22	8	1.81
(1,33)	1:A:55:SER:HG	2:B:75:ILE:HG23	8	1.81
(1,33)	1:A:55:SER:HG	2:B:75:ILE:N	8	1.81
(1,33)	1:A:55:SER:HG	2:B:75:ILE:O	8	1.81
(1,33)	1:A:55:SER:HG	2:B:77:ALA:C	8	1.81
(1,33)	1:A:55:SER:HG	2:B:77:ALA:CA	8	1.81
(1,33)	1:A:55:SER:HG	2:B:77:ALA:CB	8	1.81
(1,33)	1:A:55:SER:HG	2:B:77:ALA:H	8	1.81
(1,33)	1:A:55:SER:HG	2:B:77:ALA:HA	8	1.81
(1,33)	1:A:55:SER:HG	2:B:77:ALA:HB1	8	1.81
(1,33)	1:A:55:SER:HG	2:B:77:ALA:HB2	8	1.81

*Continued on next page...*

*Continued from previous page...*

Key	Atom-1	Atom-2	Model ID	Violation (Å)
(1,33)	1:A:55:SER:HG	2:B:77:ALA:HB3	8	1.81
(1,33)	1:A:55:SER:HG	2:B:77:ALA:N	8	1.81
(1,33)	1:A:55:SER:HG	2:B:77:ALA:O	8	1.81
(1,33)	1:A:55:SER:HG	2:B:78:GLY:C	8	1.81
(1,33)	1:A:55:SER:HG	2:B:78:GLY:CA	8	1.81
(1,33)	1:A:55:SER:HG	2:B:78:GLY:H	8	1.81
(1,33)	1:A:55:SER:HG	2:B:78:GLY:HA2	8	1.81
(1,33)	1:A:55:SER:HG	2:B:78:GLY:HA3	8	1.81
(1,33)	1:A:55:SER:HG	2:B:78:GLY:N	8	1.81
(1,33)	1:A:55:SER:HG	2:B:78:GLY:O	8	1.81
(1,33)	1:A:55:SER:HG	2:B:79:LYS:C	8	1.81
(1,33)	1:A:55:SER:HG	2:B:79:LYS:CA	8	1.81
(1,33)	1:A:55:SER:HG	2:B:79:LYS:CB	8	1.81
(1,33)	1:A:55:SER:HG	2:B:79:LYS:CD	8	1.81
(1,33)	1:A:55:SER:HG	2:B:79:LYS:CE	8	1.81
(1,33)	1:A:55:SER:HG	2:B:79:LYS:CG	8	1.81
(1,33)	1:A:55:SER:HG	2:B:79:LYS:H	8	1.81
(1,33)	1:A:55:SER:HG	2:B:79:LYS:HA	8	1.81
(1,33)	1:A:55:SER:HG	2:B:79:LYS:HB2	8	1.81
(1,33)	1:A:55:SER:HG	2:B:79:LYS:HB3	8	1.81
(1,33)	1:A:55:SER:HG	2:B:79:LYS:HD2	8	1.81
(1,33)	1:A:55:SER:HG	2:B:79:LYS:HD3	8	1.81
(1,33)	1:A:55:SER:HG	2:B:79:LYS:HE2	8	1.81
(1,33)	1:A:55:SER:HG	2:B:79:LYS:HE3	8	1.81
(1,33)	1:A:55:SER:HG	2:B:79:LYS:HG2	8	1.81
(1,33)	1:A:55:SER:HG	2:B:79:LYS:HG3	8	1.81
(1,33)	1:A:55:SER:HG	2:B:79:LYS:HZ1	8	1.81
(1,33)	1:A:55:SER:HG	2:B:79:LYS:HZ2	8	1.81
(1,33)	1:A:55:SER:HG	2:B:79:LYS:HZ3	8	1.81
(1,33)	1:A:55:SER:HG	2:B:79:LYS:N	8	1.81
(1,33)	1:A:55:SER:HG	2:B:79:LYS:NZ	8	1.81
(1,33)	1:A:55:SER:HG	2:B:79:LYS:O	8	1.81
(1,33)	1:A:55:SER:HG	2:B:80:ILE:C	8	1.81
(1,33)	1:A:55:SER:HG	2:B:80:ILE:CA	8	1.81
(1,33)	1:A:55:SER:HG	2:B:80:ILE:CB	8	1.81
(1,33)	1:A:55:SER:HG	2:B:80:ILE:CD1	8	1.81
(1,33)	1:A:55:SER:HG	2:B:80:ILE:CG1	8	1.81
(1,33)	1:A:55:SER:HG	2:B:80:ILE:CG2	8	1.81
(1,33)	1:A:55:SER:HG	2:B:80:ILE:H	8	1.81
(1,33)	1:A:55:SER:HG	2:B:80:ILE:HA	8	1.81
(1,33)	1:A:55:SER:HG	2:B:80:ILE:HB	8	1.81
(1,33)	1:A:55:SER:HG	2:B:80:ILE:HD11	8	1.81

*Continued on next page...*

*Continued from previous page...*

Key	Atom-1	Atom-2	Model ID	Violation (Å)
(1,33)	1:A:55:SER:HG	2:B:80:ILE:HD12	8	1.81
(1,33)	1:A:55:SER:HG	2:B:80:ILE:HD13	8	1.81
(1,33)	1:A:55:SER:HG	2:B:80:ILE:HG12	8	1.81
(1,33)	1:A:55:SER:HG	2:B:80:ILE:HG13	8	1.81
(1,33)	1:A:55:SER:HG	2:B:80:ILE:HG21	8	1.81
(1,33)	1:A:55:SER:HG	2:B:80:ILE:HG22	8	1.81
(1,33)	1:A:55:SER:HG	2:B:80:ILE:HG23	8	1.81
(1,33)	1:A:55:SER:HG	2:B:80:ILE:N	8	1.81
(1,33)	1:A:55:SER:HG	2:B:80:ILE:O	8	1.81
(1,33)	1:A:55:SER:HG	2:B:84:GLN:C	8	1.81
(1,33)	1:A:55:SER:HG	2:B:84:GLN:CA	8	1.81
(1,33)	1:A:55:SER:HG	2:B:84:GLN:CB	8	1.81
(1,33)	1:A:55:SER:HG	2:B:84:GLN:CD	8	1.81
(1,33)	1:A:55:SER:HG	2:B:84:GLN:CG	8	1.81
(1,33)	1:A:55:SER:HG	2:B:84:GLN:H	8	1.81
(1,33)	1:A:55:SER:HG	2:B:84:GLN:HA	8	1.81
(1,33)	1:A:55:SER:HG	2:B:84:GLN:HB2	8	1.81
(1,33)	1:A:55:SER:HG	2:B:84:GLN:HB3	8	1.81
(1,33)	1:A:55:SER:HG	2:B:84:GLN:HE21	8	1.81
(1,33)	1:A:55:SER:HG	2:B:84:GLN:HE22	8	1.81
(1,33)	1:A:55:SER:HG	2:B:84:GLN:HG2	8	1.81
(1,33)	1:A:55:SER:HG	2:B:84:GLN:HG3	8	1.81
(1,33)	1:A:55:SER:HG	2:B:84:GLN:N	8	1.81
(1,33)	1:A:55:SER:HG	2:B:84:GLN:NE2	8	1.81
(1,33)	1:A:55:SER:HG	2:B:84:GLN:O	8	1.81
(1,33)	1:A:55:SER:HG	2:B:84:GLN:OE1	8	1.81
(1,33)	1:A:55:SER:HG	2:B:97:THR:C	8	1.81
(1,33)	1:A:55:SER:HG	2:B:97:THR:CA	8	1.81
(1,33)	1:A:55:SER:HG	2:B:97:THR:CB	8	1.81
(1,33)	1:A:55:SER:HG	2:B:97:THR:CG2	8	1.81
(1,33)	1:A:55:SER:HG	2:B:97:THR:H	8	1.81
(1,33)	1:A:55:SER:HG	2:B:97:THR:HA	8	1.81
(1,33)	1:A:55:SER:HG	2:B:97:THR:HB	8	1.81
(1,33)	1:A:55:SER:HG	2:B:97:THR:HG1	8	1.81
(1,33)	1:A:55:SER:HG	2:B:97:THR:HG21	8	1.81
(1,33)	1:A:55:SER:HG	2:B:97:THR:HG22	8	1.81
(1,33)	1:A:55:SER:HG	2:B:97:THR:HG23	8	1.81
(1,33)	1:A:55:SER:HG	2:B:97:THR:N	8	1.81
(1,33)	1:A:55:SER:HG	2:B:97:THR:O	8	1.81
(1,33)	1:A:55:SER:HG	2:B:97:THR:OG1	8	1.81
(1,33)	1:A:55:SER:HG	2:B:99:HIS:C	8	1.81
(1,33)	1:A:55:SER:HG	2:B:99:HIS:CA	8	1.81

*Continued on next page...*



*Continued from previous page...*

Key	Atom-1	Atom-2	Model ID	Violation (Å)
(1,33)	1:A:55:SER:HG	2:B:99:HIS:CB	8	1.81
(1,33)	1:A:55:SER:HG	2:B:99:HIS:CD2	8	1.81
(1,33)	1:A:55:SER:HG	2:B:99:HIS:CE1	8	1.81
(1,33)	1:A:55:SER:HG	2:B:99:HIS:CG	8	1.81
(1,33)	1:A:55:SER:HG	2:B:99:HIS:H	8	1.81
(1,33)	1:A:55:SER:HG	2:B:99:HIS:HA	8	1.81
(1,33)	1:A:55:SER:HG	2:B:99:HIS:HB2	8	1.81
(1,33)	1:A:55:SER:HG	2:B:99:HIS:HB3	8	1.81
(1,33)	1:A:55:SER:HG	2:B:99:HIS:HD1	8	1.81
(1,33)	1:A:55:SER:HG	2:B:99:HIS:HD2	8	1.81
(1,33)	1:A:55:SER:HG	2:B:99:HIS:HE1	8	1.81
(1,33)	1:A:55:SER:HG	2:B:99:HIS:HE2	8	1.81
(1,33)	1:A:55:SER:HG	2:B:99:HIS:N	8	1.81
(1,33)	1:A:55:SER:HG	2:B:99:HIS:ND1	8	1.81
(1,33)	1:A:55:SER:HG	2:B:99:HIS:NE2	8	1.81
(1,33)	1:A:55:SER:HG	2:B:99:HIS:O	8	1.81
(1,33)	1:A:55:SER:HG	2:B:101:VAL:C	8	1.81
(1,33)	1:A:55:SER:HG	2:B:101:VAL:CA	8	1.81
(1,33)	1:A:55:SER:HG	2:B:101:VAL:CB	8	1.81
(1,33)	1:A:55:SER:HG	2:B:101:VAL:CG1	8	1.81
(1,33)	1:A:55:SER:HG	2:B:101:VAL:CG2	8	1.81
(1,33)	1:A:55:SER:HG	2:B:101:VAL:H	8	1.81
(1,33)	1:A:55:SER:HG	2:B:101:VAL:HA	8	1.81
(1,33)	1:A:55:SER:HG	2:B:101:VAL:HB	8	1.81
(1,33)	1:A:55:SER:HG	2:B:101:VAL:HG11	8	1.81
(1,33)	1:A:55:SER:HG	2:B:101:VAL:HG12	8	1.81
(1,33)	1:A:55:SER:HG	2:B:101:VAL:HG13	8	1.81
(1,33)	1:A:55:SER:HG	2:B:101:VAL:HG21	8	1.81
(1,33)	1:A:55:SER:HG	2:B:101:VAL:HG22	8	1.81
(1,33)	1:A:55:SER:HG	2:B:101:VAL:HG23	8	1.81
(1,33)	1:A:55:SER:HG	2:B:101:VAL:N	8	1.81
(1,33)	1:A:55:SER:HG	2:B:101:VAL:O	8	1.81
(1,33)	1:A:55:SER:N	2:B:75:ILE:C	8	1.81
(1,33)	1:A:55:SER:N	2:B:75:ILE:CA	8	1.81
(1,33)	1:A:55:SER:N	2:B:75:ILE:CB	8	1.81
(1,33)	1:A:55:SER:N	2:B:75:ILE:CD1	8	1.81
(1,33)	1:A:55:SER:N	2:B:75:ILE:CG1	8	1.81
(1,33)	1:A:55:SER:N	2:B:75:ILE:CG2	8	1.81
(1,33)	1:A:55:SER:N	2:B:75:ILE:H	8	1.81
(1,33)	1:A:55:SER:N	2:B:75:ILE:HA	8	1.81
(1,33)	1:A:55:SER:N	2:B:75:ILE:HB	8	1.81
(1,33)	1:A:55:SER:N	2:B:75:ILE:HD11	8	1.81

*Continued on next page...*

*Continued from previous page...*

Key	Atom-1	Atom-2	Model ID	Violation (Å)
(1,33)	1:A:55:SER:N	2:B:75:ILE:HD12	8	1.81
(1,33)	1:A:55:SER:N	2:B:75:ILE:HD13	8	1.81
(1,33)	1:A:55:SER:N	2:B:75:ILE:HG12	8	1.81
(1,33)	1:A:55:SER:N	2:B:75:ILE:HG13	8	1.81
(1,33)	1:A:55:SER:N	2:B:75:ILE:HG21	8	1.81
(1,33)	1:A:55:SER:N	2:B:75:ILE:HG22	8	1.81
(1,33)	1:A:55:SER:N	2:B:75:ILE:HG23	8	1.81
(1,33)	1:A:55:SER:N	2:B:75:ILE:N	8	1.81
(1,33)	1:A:55:SER:N	2:B:75:ILE:O	8	1.81
(1,33)	1:A:55:SER:N	2:B:77:ALA:C	8	1.81
(1,33)	1:A:55:SER:N	2:B:77:ALA:CA	8	1.81
(1,33)	1:A:55:SER:N	2:B:77:ALA:CB	8	1.81
(1,33)	1:A:55:SER:N	2:B:77:ALA:H	8	1.81
(1,33)	1:A:55:SER:N	2:B:77:ALA:HA	8	1.81
(1,33)	1:A:55:SER:N	2:B:77:ALA:HB1	8	1.81
(1,33)	1:A:55:SER:N	2:B:77:ALA:HB2	8	1.81
(1,33)	1:A:55:SER:N	2:B:77:ALA:HB3	8	1.81
(1,33)	1:A:55:SER:N	2:B:77:ALA:N	8	1.81
(1,33)	1:A:55:SER:N	2:B:77:ALA:O	8	1.81
(1,33)	1:A:55:SER:N	2:B:78:GLY:C	8	1.81
(1,33)	1:A:55:SER:N	2:B:78:GLY:CA	8	1.81
(1,33)	1:A:55:SER:N	2:B:78:GLY:H	8	1.81
(1,33)	1:A:55:SER:N	2:B:78:GLY:HA2	8	1.81
(1,33)	1:A:55:SER:N	2:B:78:GLY:HA3	8	1.81
(1,33)	1:A:55:SER:N	2:B:78:GLY:N	8	1.81
(1,33)	1:A:55:SER:N	2:B:78:GLY:O	8	1.81
(1,33)	1:A:55:SER:N	2:B:79:LYS:C	8	1.81
(1,33)	1:A:55:SER:N	2:B:79:LYS:CA	8	1.81
(1,33)	1:A:55:SER:N	2:B:79:LYS:CB	8	1.81
(1,33)	1:A:55:SER:N	2:B:79:LYS:CD	8	1.81
(1,33)	1:A:55:SER:N	2:B:79:LYS:CE	8	1.81
(1,33)	1:A:55:SER:N	2:B:79:LYS:CG	8	1.81
(1,33)	1:A:55:SER:N	2:B:79:LYS:H	8	1.81
(1,33)	1:A:55:SER:N	2:B:79:LYS:HA	8	1.81
(1,33)	1:A:55:SER:N	2:B:79:LYS:HB2	8	1.81
(1,33)	1:A:55:SER:N	2:B:79:LYS:HB3	8	1.81
(1,33)	1:A:55:SER:N	2:B:79:LYS:HD2	8	1.81
(1,33)	1:A:55:SER:N	2:B:79:LYS:HD3	8	1.81
(1,33)	1:A:55:SER:N	2:B:79:LYS:HE2	8	1.81
(1,33)	1:A:55:SER:N	2:B:79:LYS:HE3	8	1.81
(1,33)	1:A:55:SER:N	2:B:79:LYS:HG2	8	1.81
(1,33)	1:A:55:SER:N	2:B:79:LYS:HG3	8	1.81

*Continued on next page...*

*Continued from previous page...*

Key	Atom-1	Atom-2	Model ID	Violation (Å)
(1,33)	1:A:55:SER:N	2:B:79:LYS:HZ1	8	1.81
(1,33)	1:A:55:SER:N	2:B:79:LYS:HZ2	8	1.81
(1,33)	1:A:55:SER:N	2:B:79:LYS:HZ3	8	1.81
(1,33)	1:A:55:SER:N	2:B:79:LYS:N	8	1.81
(1,33)	1:A:55:SER:N	2:B:79:LYS:NZ	8	1.81
(1,33)	1:A:55:SER:N	2:B:79:LYS:O	8	1.81
(1,33)	1:A:55:SER:N	2:B:80:ILE:C	8	1.81
(1,33)	1:A:55:SER:N	2:B:80:ILE:CA	8	1.81
(1,33)	1:A:55:SER:N	2:B:80:ILE:CB	8	1.81
(1,33)	1:A:55:SER:N	2:B:80:ILE:CD1	8	1.81
(1,33)	1:A:55:SER:N	2:B:80:ILE:CG1	8	1.81
(1,33)	1:A:55:SER:N	2:B:80:ILE:CG2	8	1.81
(1,33)	1:A:55:SER:N	2:B:80:ILE:H	8	1.81
(1,33)	1:A:55:SER:N	2:B:80:ILE:HA	8	1.81
(1,33)	1:A:55:SER:N	2:B:80:ILE:HB	8	1.81
(1,33)	1:A:55:SER:N	2:B:80:ILE:HD11	8	1.81
(1,33)	1:A:55:SER:N	2:B:80:ILE:HD12	8	1.81
(1,33)	1:A:55:SER:N	2:B:80:ILE:HD13	8	1.81
(1,33)	1:A:55:SER:N	2:B:80:ILE:HG12	8	1.81
(1,33)	1:A:55:SER:N	2:B:80:ILE:HG13	8	1.81
(1,33)	1:A:55:SER:N	2:B:80:ILE:HG21	8	1.81
(1,33)	1:A:55:SER:N	2:B:80:ILE:HG22	8	1.81
(1,33)	1:A:55:SER:N	2:B:80:ILE:HG23	8	1.81
(1,33)	1:A:55:SER:N	2:B:80:ILE:N	8	1.81
(1,33)	1:A:55:SER:N	2:B:80:ILE:O	8	1.81
(1,33)	1:A:55:SER:N	2:B:84:GLN:C	8	1.81
(1,33)	1:A:55:SER:N	2:B:84:GLN:CA	8	1.81
(1,33)	1:A:55:SER:N	2:B:84:GLN:CB	8	1.81
(1,33)	1:A:55:SER:N	2:B:84:GLN:CD	8	1.81
(1,33)	1:A:55:SER:N	2:B:84:GLN:CG	8	1.81
(1,33)	1:A:55:SER:N	2:B:84:GLN:H	8	1.81
(1,33)	1:A:55:SER:N	2:B:84:GLN:HA	8	1.81
(1,33)	1:A:55:SER:N	2:B:84:GLN:HB2	8	1.81
(1,33)	1:A:55:SER:N	2:B:84:GLN:HB3	8	1.81
(1,33)	1:A:55:SER:N	2:B:84:GLN:HE21	8	1.81
(1,33)	1:A:55:SER:N	2:B:84:GLN:HE22	8	1.81
(1,33)	1:A:55:SER:N	2:B:84:GLN:HG2	8	1.81
(1,33)	1:A:55:SER:N	2:B:84:GLN:HG3	8	1.81
(1,33)	1:A:55:SER:N	2:B:84:GLN:N	8	1.81
(1,33)	1:A:55:SER:N	2:B:84:GLN:NE2	8	1.81
(1,33)	1:A:55:SER:N	2:B:84:GLN:O	8	1.81
(1,33)	1:A:55:SER:N	2:B:84:GLN:OE1	8	1.81

*Continued on next page...*

*Continued from previous page...*

Key	Atom-1	Atom-2	Model ID	Violation (Å)
(1,33)	1:A:55:SER:N	2:B:97:THR:C	8	1.81
(1,33)	1:A:55:SER:N	2:B:97:THR:CA	8	1.81
(1,33)	1:A:55:SER:N	2:B:97:THR:CB	8	1.81
(1,33)	1:A:55:SER:N	2:B:97:THR:CG2	8	1.81
(1,33)	1:A:55:SER:N	2:B:97:THR:H	8	1.81
(1,33)	1:A:55:SER:N	2:B:97:THR:HA	8	1.81
(1,33)	1:A:55:SER:N	2:B:97:THR:HB	8	1.81
(1,33)	1:A:55:SER:N	2:B:97:THR:HG1	8	1.81
(1,33)	1:A:55:SER:N	2:B:97:THR:HG21	8	1.81
(1,33)	1:A:55:SER:N	2:B:97:THR:HG22	8	1.81
(1,33)	1:A:55:SER:N	2:B:97:THR:HG23	8	1.81
(1,33)	1:A:55:SER:N	2:B:97:THR:N	8	1.81
(1,33)	1:A:55:SER:N	2:B:97:THR:O	8	1.81
(1,33)	1:A:55:SER:N	2:B:97:THR:OG1	8	1.81
(1,33)	1:A:55:SER:N	2:B:99:HIS:C	8	1.81
(1,33)	1:A:55:SER:N	2:B:99:HIS:CA	8	1.81
(1,33)	1:A:55:SER:N	2:B:99:HIS:CB	8	1.81
(1,33)	1:A:55:SER:N	2:B:99:HIS:CD2	8	1.81
(1,33)	1:A:55:SER:N	2:B:99:HIS:CE1	8	1.81
(1,33)	1:A:55:SER:N	2:B:99:HIS:CG	8	1.81
(1,33)	1:A:55:SER:N	2:B:99:HIS:H	8	1.81
(1,33)	1:A:55:SER:N	2:B:99:HIS:HA	8	1.81
(1,33)	1:A:55:SER:N	2:B:99:HIS:HB2	8	1.81
(1,33)	1:A:55:SER:N	2:B:99:HIS:HB3	8	1.81
(1,33)	1:A:55:SER:N	2:B:99:HIS:HD1	8	1.81
(1,33)	1:A:55:SER:N	2:B:99:HIS:HD2	8	1.81
(1,33)	1:A:55:SER:N	2:B:99:HIS:HE1	8	1.81
(1,33)	1:A:55:SER:N	2:B:99:HIS:HE2	8	1.81
(1,33)	1:A:55:SER:N	2:B:99:HIS:N	8	1.81
(1,33)	1:A:55:SER:N	2:B:99:HIS:ND1	8	1.81
(1,33)	1:A:55:SER:N	2:B:99:HIS:NE2	8	1.81
(1,33)	1:A:55:SER:N	2:B:99:HIS:O	8	1.81
(1,33)	1:A:55:SER:N	2:B:101:VAL:C	8	1.81
(1,33)	1:A:55:SER:N	2:B:101:VAL:CA	8	1.81
(1,33)	1:A:55:SER:N	2:B:101:VAL:CB	8	1.81
(1,33)	1:A:55:SER:N	2:B:101:VAL:CG1	8	1.81
(1,33)	1:A:55:SER:N	2:B:101:VAL:CG2	8	1.81
(1,33)	1:A:55:SER:N	2:B:101:VAL:H	8	1.81
(1,33)	1:A:55:SER:N	2:B:101:VAL:HA	8	1.81
(1,33)	1:A:55:SER:N	2:B:101:VAL:HB	8	1.81
(1,33)	1:A:55:SER:N	2:B:101:VAL:HG11	8	1.81
(1,33)	1:A:55:SER:N	2:B:101:VAL:HG12	8	1.81

*Continued on next page...*

*Continued from previous page...*

Key	Atom-1	Atom-2	Model ID	Violation (Å)
(1,33)	1:A:55:SER:N	2:B:101:VAL:HG13	8	1.81
(1,33)	1:A:55:SER:N	2:B:101:VAL:HG21	8	1.81
(1,33)	1:A:55:SER:N	2:B:101:VAL:HG22	8	1.81
(1,33)	1:A:55:SER:N	2:B:101:VAL:HG23	8	1.81
(1,33)	1:A:55:SER:N	2:B:101:VAL:N	8	1.81
(1,33)	1:A:55:SER:N	2:B:101:VAL:O	8	1.81
(1,33)	1:A:55:SER:O	2:B:75:ILE:C	8	1.81
(1,33)	1:A:55:SER:O	2:B:75:ILE:CA	8	1.81
(1,33)	1:A:55:SER:O	2:B:75:ILE:CB	8	1.81
(1,33)	1:A:55:SER:O	2:B:75:ILE:CD1	8	1.81
(1,33)	1:A:55:SER:O	2:B:75:ILE:CG1	8	1.81
(1,33)	1:A:55:SER:O	2:B:75:ILE:CG2	8	1.81
(1,33)	1:A:55:SER:O	2:B:75:ILE:H	8	1.81
(1,33)	1:A:55:SER:O	2:B:75:ILE:HA	8	1.81
(1,33)	1:A:55:SER:O	2:B:75:ILE:HB	8	1.81
(1,33)	1:A:55:SER:O	2:B:75:ILE:HD11	8	1.81
(1,33)	1:A:55:SER:O	2:B:75:ILE:HD12	8	1.81
(1,33)	1:A:55:SER:O	2:B:75:ILE:HD13	8	1.81
(1,33)	1:A:55:SER:O	2:B:75:ILE:HG12	8	1.81
(1,33)	1:A:55:SER:O	2:B:75:ILE:HG13	8	1.81
(1,33)	1:A:55:SER:O	2:B:75:ILE:HG21	8	1.81
(1,33)	1:A:55:SER:O	2:B:75:ILE:HG22	8	1.81
(1,33)	1:A:55:SER:O	2:B:75:ILE:HG23	8	1.81
(1,33)	1:A:55:SER:O	2:B:75:ILE:N	8	1.81
(1,33)	1:A:55:SER:O	2:B:75:ILE:O	8	1.81
(1,33)	1:A:55:SER:O	2:B:77:ALA:C	8	1.81
(1,33)	1:A:55:SER:O	2:B:77:ALA:CA	8	1.81
(1,33)	1:A:55:SER:O	2:B:77:ALA:CB	8	1.81
(1,33)	1:A:55:SER:O	2:B:77:ALA:H	8	1.81
(1,33)	1:A:55:SER:O	2:B:77:ALA:HA	8	1.81
(1,33)	1:A:55:SER:O	2:B:77:ALA:HB1	8	1.81
(1,33)	1:A:55:SER:O	2:B:77:ALA:HB2	8	1.81
(1,33)	1:A:55:SER:O	2:B:77:ALA:HB3	8	1.81
(1,33)	1:A:55:SER:O	2:B:77:ALA:N	8	1.81
(1,33)	1:A:55:SER:O	2:B:77:ALA:O	8	1.81
(1,33)	1:A:55:SER:O	2:B:78:GLY:C	8	1.81
(1,33)	1:A:55:SER:O	2:B:78:GLY:CA	8	1.81
(1,33)	1:A:55:SER:O	2:B:78:GLY:H	8	1.81
(1,33)	1:A:55:SER:O	2:B:78:GLY:HA2	8	1.81
(1,33)	1:A:55:SER:O	2:B:78:GLY:HA3	8	1.81
(1,33)	1:A:55:SER:O	2:B:78:GLY:N	8	1.81
(1,33)	1:A:55:SER:O	2:B:78:GLY:O	8	1.81

*Continued on next page...*

*Continued from previous page...*

Key	Atom-1	Atom-2	Model ID	Violation (Å)
(1,33)	1:A:55:SER:O	2:B:79:LYS:C	8	1.81
(1,33)	1:A:55:SER:O	2:B:79:LYS:CA	8	1.81
(1,33)	1:A:55:SER:O	2:B:79:LYS:CB	8	1.81
(1,33)	1:A:55:SER:O	2:B:79:LYS:CD	8	1.81
(1,33)	1:A:55:SER:O	2:B:79:LYS:CE	8	1.81
(1,33)	1:A:55:SER:O	2:B:79:LYS:CG	8	1.81
(1,33)	1:A:55:SER:O	2:B:79:LYS:H	8	1.81
(1,33)	1:A:55:SER:O	2:B:79:LYS:HA	8	1.81
(1,33)	1:A:55:SER:O	2:B:79:LYS:HB2	8	1.81
(1,33)	1:A:55:SER:O	2:B:79:LYS:HB3	8	1.81
(1,33)	1:A:55:SER:O	2:B:79:LYS:HD2	8	1.81
(1,33)	1:A:55:SER:O	2:B:79:LYS:HD3	8	1.81
(1,33)	1:A:55:SER:O	2:B:79:LYS:HE2	8	1.81
(1,33)	1:A:55:SER:O	2:B:79:LYS:HE3	8	1.81
(1,33)	1:A:55:SER:O	2:B:79:LYS:HG2	8	1.81
(1,33)	1:A:55:SER:O	2:B:79:LYS:HG3	8	1.81
(1,33)	1:A:55:SER:O	2:B:79:LYS:HZ1	8	1.81
(1,33)	1:A:55:SER:O	2:B:79:LYS:HZ2	8	1.81
(1,33)	1:A:55:SER:O	2:B:79:LYS:HZ3	8	1.81
(1,33)	1:A:55:SER:O	2:B:79:LYS:N	8	1.81
(1,33)	1:A:55:SER:O	2:B:79:LYS:NZ	8	1.81
(1,33)	1:A:55:SER:O	2:B:79:LYS:O	8	1.81
(1,33)	1:A:55:SER:O	2:B:80:ILE:C	8	1.81
(1,33)	1:A:55:SER:O	2:B:80:ILE:CA	8	1.81
(1,33)	1:A:55:SER:O	2:B:80:ILE:CB	8	1.81
(1,33)	1:A:55:SER:O	2:B:80:ILE:CD1	8	1.81
(1,33)	1:A:55:SER:O	2:B:80:ILE:CG1	8	1.81
(1,33)	1:A:55:SER:O	2:B:80:ILE:CG2	8	1.81
(1,33)	1:A:55:SER:O	2:B:80:ILE:H	8	1.81
(1,33)	1:A:55:SER:O	2:B:80:ILE:HA	8	1.81
(1,33)	1:A:55:SER:O	2:B:80:ILE:HB	8	1.81
(1,33)	1:A:55:SER:O	2:B:80:ILE:HD11	8	1.81
(1,33)	1:A:55:SER:O	2:B:80:ILE:HD12	8	1.81
(1,33)	1:A:55:SER:O	2:B:80:ILE:HD13	8	1.81
(1,33)	1:A:55:SER:O	2:B:80:ILE:HG12	8	1.81
(1,33)	1:A:55:SER:O	2:B:80:ILE:HG13	8	1.81
(1,33)	1:A:55:SER:O	2:B:80:ILE:HG21	8	1.81
(1,33)	1:A:55:SER:O	2:B:80:ILE:HG22	8	1.81
(1,33)	1:A:55:SER:O	2:B:80:ILE:HG23	8	1.81
(1,33)	1:A:55:SER:O	2:B:80:ILE:N	8	1.81
(1,33)	1:A:55:SER:O	2:B:80:ILE:O	8	1.81
(1,33)	1:A:55:SER:O	2:B:84:GLN:C	8	1.81

*Continued on next page...*

*Continued from previous page...*

Key	Atom-1	Atom-2	Model ID	Violation (Å)
(1,33)	1:A:55:SER:O	2:B:84:GLN:CA	8	1.81
(1,33)	1:A:55:SER:O	2:B:84:GLN:CB	8	1.81
(1,33)	1:A:55:SER:O	2:B:84:GLN:CD	8	1.81
(1,33)	1:A:55:SER:O	2:B:84:GLN:CG	8	1.81
(1,33)	1:A:55:SER:O	2:B:84:GLN:H	8	1.81
(1,33)	1:A:55:SER:O	2:B:84:GLN:HA	8	1.81
(1,33)	1:A:55:SER:O	2:B:84:GLN:HB2	8	1.81
(1,33)	1:A:55:SER:O	2:B:84:GLN:HB3	8	1.81
(1,33)	1:A:55:SER:O	2:B:84:GLN:HE21	8	1.81
(1,33)	1:A:55:SER:O	2:B:84:GLN:HE22	8	1.81
(1,33)	1:A:55:SER:O	2:B:84:GLN:HG2	8	1.81
(1,33)	1:A:55:SER:O	2:B:84:GLN:HG3	8	1.81
(1,33)	1:A:55:SER:O	2:B:84:GLN:N	8	1.81
(1,33)	1:A:55:SER:O	2:B:84:GLN:NE2	8	1.81
(1,33)	1:A:55:SER:O	2:B:84:GLN:O	8	1.81
(1,33)	1:A:55:SER:O	2:B:84:GLN:OE1	8	1.81
(1,33)	1:A:55:SER:O	2:B:97:THR:C	8	1.81
(1,33)	1:A:55:SER:O	2:B:97:THR:CA	8	1.81
(1,33)	1:A:55:SER:O	2:B:97:THR:CB	8	1.81
(1,33)	1:A:55:SER:O	2:B:97:THR:CG2	8	1.81
(1,33)	1:A:55:SER:O	2:B:97:THR:H	8	1.81
(1,33)	1:A:55:SER:O	2:B:97:THR:HA	8	1.81
(1,33)	1:A:55:SER:O	2:B:97:THR:HB	8	1.81
(1,33)	1:A:55:SER:O	2:B:97:THR:HG1	8	1.81
(1,33)	1:A:55:SER:O	2:B:97:THR:HG21	8	1.81
(1,33)	1:A:55:SER:O	2:B:97:THR:HG22	8	1.81
(1,33)	1:A:55:SER:O	2:B:97:THR:HG23	8	1.81
(1,33)	1:A:55:SER:O	2:B:97:THR:N	8	1.81
(1,33)	1:A:55:SER:O	2:B:97:THR:O	8	1.81
(1,33)	1:A:55:SER:O	2:B:97:THR:OG1	8	1.81
(1,33)	1:A:55:SER:O	2:B:99:HIS:C	8	1.81
(1,33)	1:A:55:SER:O	2:B:99:HIS:CA	8	1.81
(1,33)	1:A:55:SER:O	2:B:99:HIS:CB	8	1.81
(1,33)	1:A:55:SER:O	2:B:99:HIS:CD2	8	1.81
(1,33)	1:A:55:SER:O	2:B:99:HIS:CE1	8	1.81
(1,33)	1:A:55:SER:O	2:B:99:HIS:CG	8	1.81
(1,33)	1:A:55:SER:O	2:B:99:HIS:H	8	1.81
(1,33)	1:A:55:SER:O	2:B:99:HIS:HA	8	1.81
(1,33)	1:A:55:SER:O	2:B:99:HIS:HB2	8	1.81
(1,33)	1:A:55:SER:O	2:B:99:HIS:HB3	8	1.81
(1,33)	1:A:55:SER:O	2:B:99:HIS:HD1	8	1.81
(1,33)	1:A:55:SER:O	2:B:99:HIS:HD2	8	1.81

*Continued on next page...*

*Continued from previous page...*

Key	Atom-1	Atom-2	Model ID	Violation (Å)
(1,33)	1:A:55:SER:O	2:B:99:HIS:HE1	8	1.81
(1,33)	1:A:55:SER:O	2:B:99:HIS:HE2	8	1.81
(1,33)	1:A:55:SER:O	2:B:99:HIS:N	8	1.81
(1,33)	1:A:55:SER:O	2:B:99:HIS:ND1	8	1.81
(1,33)	1:A:55:SER:O	2:B:99:HIS:NE2	8	1.81
(1,33)	1:A:55:SER:O	2:B:99:HIS:O	8	1.81
(1,33)	1:A:55:SER:O	2:B:101:VAL:C	8	1.81
(1,33)	1:A:55:SER:O	2:B:101:VAL:CA	8	1.81
(1,33)	1:A:55:SER:O	2:B:101:VAL:CB	8	1.81
(1,33)	1:A:55:SER:O	2:B:101:VAL:CG1	8	1.81
(1,33)	1:A:55:SER:O	2:B:101:VAL:CG2	8	1.81
(1,33)	1:A:55:SER:O	2:B:101:VAL:H	8	1.81
(1,33)	1:A:55:SER:O	2:B:101:VAL:HA	8	1.81
(1,33)	1:A:55:SER:O	2:B:101:VAL:HB	8	1.81
(1,33)	1:A:55:SER:O	2:B:101:VAL:HG11	8	1.81
(1,33)	1:A:55:SER:O	2:B:101:VAL:HG12	8	1.81
(1,33)	1:A:55:SER:O	2:B:101:VAL:HG13	8	1.81
(1,33)	1:A:55:SER:O	2:B:101:VAL:HG21	8	1.81
(1,33)	1:A:55:SER:O	2:B:101:VAL:HG22	8	1.81
(1,33)	1:A:55:SER:O	2:B:101:VAL:HG23	8	1.81
(1,33)	1:A:55:SER:O	2:B:101:VAL:N	8	1.81
(1,33)	1:A:55:SER:O	2:B:101:VAL:O	8	1.81
(1,33)	1:A:55:SER:OG	2:B:75:ILE:C	8	1.81
(1,33)	1:A:55:SER:OG	2:B:75:ILE:CA	8	1.81
(1,33)	1:A:55:SER:OG	2:B:75:ILE:CB	8	1.81
(1,33)	1:A:55:SER:OG	2:B:75:ILE:CD1	8	1.81
(1,33)	1:A:55:SER:OG	2:B:75:ILE:CG1	8	1.81
(1,33)	1:A:55:SER:OG	2:B:75:ILE:CG2	8	1.81
(1,33)	1:A:55:SER:OG	2:B:75:ILE:H	8	1.81
(1,33)	1:A:55:SER:OG	2:B:75:ILE:HA	8	1.81
(1,33)	1:A:55:SER:OG	2:B:75:ILE:HB	8	1.81
(1,33)	1:A:55:SER:OG	2:B:75:ILE:HD11	8	1.81
(1,33)	1:A:55:SER:OG	2:B:75:ILE:HD12	8	1.81
(1,33)	1:A:55:SER:OG	2:B:75:ILE:HD13	8	1.81
(1,33)	1:A:55:SER:OG	2:B:75:ILE:HG12	8	1.81
(1,33)	1:A:55:SER:OG	2:B:75:ILE:HG13	8	1.81
(1,33)	1:A:55:SER:OG	2:B:75:ILE:HG21	8	1.81
(1,33)	1:A:55:SER:OG	2:B:75:ILE:HG22	8	1.81
(1,33)	1:A:55:SER:OG	2:B:75:ILE:HG23	8	1.81
(1,33)	1:A:55:SER:OG	2:B:75:ILE:N	8	1.81
(1,33)	1:A:55:SER:OG	2:B:75:ILE:O	8	1.81
(1,33)	1:A:55:SER:OG	2:B:77:ALA:C	8	1.81

*Continued on next page...*



*Continued from previous page...*

Key	Atom-1	Atom-2	Model ID	Violation (Å)
(1,33)	1:A:55:SER:OG	2:B:77:ALA:CA	8	1.81
(1,33)	1:A:55:SER:OG	2:B:77:ALA:CB	8	1.81
(1,33)	1:A:55:SER:OG	2:B:77:ALA:H	8	1.81
(1,33)	1:A:55:SER:OG	2:B:77:ALA:HA	8	1.81
(1,33)	1:A:55:SER:OG	2:B:77:ALA:HB1	8	1.81
(1,33)	1:A:55:SER:OG	2:B:77:ALA:HB2	8	1.81
(1,33)	1:A:55:SER:OG	2:B:77:ALA:HB3	8	1.81
(1,33)	1:A:55:SER:OG	2:B:77:ALA:N	8	1.81
(1,33)	1:A:55:SER:OG	2:B:77:ALA:O	8	1.81
(1,33)	1:A:55:SER:OG	2:B:78:GLY:C	8	1.81
(1,33)	1:A:55:SER:OG	2:B:78:GLY:CA	8	1.81
(1,33)	1:A:55:SER:OG	2:B:78:GLY:H	8	1.81
(1,33)	1:A:55:SER:OG	2:B:78:GLY:HA2	8	1.81
(1,33)	1:A:55:SER:OG	2:B:78:GLY:HA3	8	1.81
(1,33)	1:A:55:SER:OG	2:B:78:GLY:N	8	1.81
(1,33)	1:A:55:SER:OG	2:B:78:GLY:O	8	1.81
(1,33)	1:A:55:SER:OG	2:B:79:LYS:C	8	1.81
(1,33)	1:A:55:SER:OG	2:B:79:LYS:CA	8	1.81
(1,33)	1:A:55:SER:OG	2:B:79:LYS:CB	8	1.81
(1,33)	1:A:55:SER:OG	2:B:79:LYS:CD	8	1.81
(1,33)	1:A:55:SER:OG	2:B:79:LYS:CE	8	1.81
(1,33)	1:A:55:SER:OG	2:B:79:LYS:CG	8	1.81
(1,33)	1:A:55:SER:OG	2:B:79:LYS:H	8	1.81
(1,33)	1:A:55:SER:OG	2:B:79:LYS:HA	8	1.81
(1,33)	1:A:55:SER:OG	2:B:79:LYS:HB2	8	1.81
(1,33)	1:A:55:SER:OG	2:B:79:LYS:HB3	8	1.81
(1,33)	1:A:55:SER:OG	2:B:79:LYS:HD2	8	1.81
(1,33)	1:A:55:SER:OG	2:B:79:LYS:HD3	8	1.81
(1,33)	1:A:55:SER:OG	2:B:79:LYS:HE2	8	1.81
(1,33)	1:A:55:SER:OG	2:B:79:LYS:HE3	8	1.81
(1,33)	1:A:55:SER:OG	2:B:79:LYS:HG2	8	1.81
(1,33)	1:A:55:SER:OG	2:B:79:LYS:HG3	8	1.81
(1,33)	1:A:55:SER:OG	2:B:79:LYS:HZ1	8	1.81
(1,33)	1:A:55:SER:OG	2:B:79:LYS:HZ2	8	1.81
(1,33)	1:A:55:SER:OG	2:B:79:LYS:HZ3	8	1.81
(1,33)	1:A:55:SER:OG	2:B:79:LYS:N	8	1.81
(1,33)	1:A:55:SER:OG	2:B:79:LYS:NZ	8	1.81
(1,33)	1:A:55:SER:OG	2:B:79:LYS:O	8	1.81
(1,33)	1:A:55:SER:OG	2:B:80:ILE:C	8	1.81
(1,33)	1:A:55:SER:OG	2:B:80:ILE:CA	8	1.81
(1,33)	1:A:55:SER:OG	2:B:80:ILE:CB	8	1.81
(1,33)	1:A:55:SER:OG	2:B:80:ILE:CD1	8	1.81

*Continued on next page...*

*Continued from previous page...*

Key	Atom-1	Atom-2	Model ID	Violation (Å)
(1,33)	1:A:55:SER:OG	2:B:80:ILE:CG1	8	1.81
(1,33)	1:A:55:SER:OG	2:B:80:ILE:CG2	8	1.81
(1,33)	1:A:55:SER:OG	2:B:80:ILE:H	8	1.81
(1,33)	1:A:55:SER:OG	2:B:80:ILE:HA	8	1.81
(1,33)	1:A:55:SER:OG	2:B:80:ILE:HB	8	1.81
(1,33)	1:A:55:SER:OG	2:B:80:ILE:HD11	8	1.81
(1,33)	1:A:55:SER:OG	2:B:80:ILE:HD12	8	1.81
(1,33)	1:A:55:SER:OG	2:B:80:ILE:HD13	8	1.81
(1,33)	1:A:55:SER:OG	2:B:80:ILE:HG12	8	1.81
(1,33)	1:A:55:SER:OG	2:B:80:ILE:HG13	8	1.81
(1,33)	1:A:55:SER:OG	2:B:80:ILE:HG21	8	1.81
(1,33)	1:A:55:SER:OG	2:B:80:ILE:HG22	8	1.81
(1,33)	1:A:55:SER:OG	2:B:80:ILE:HG23	8	1.81
(1,33)	1:A:55:SER:OG	2:B:80:ILE:N	8	1.81
(1,33)	1:A:55:SER:OG	2:B:80:ILE:O	8	1.81
(1,33)	1:A:55:SER:OG	2:B:84:GLN:C	8	1.81
(1,33)	1:A:55:SER:OG	2:B:84:GLN:CA	8	1.81
(1,33)	1:A:55:SER:OG	2:B:84:GLN:CB	8	1.81
(1,33)	1:A:55:SER:OG	2:B:84:GLN:CD	8	1.81
(1,33)	1:A:55:SER:OG	2:B:84:GLN:CG	8	1.81
(1,33)	1:A:55:SER:OG	2:B:84:GLN:H	8	1.81
(1,33)	1:A:55:SER:OG	2:B:84:GLN:HA	8	1.81
(1,33)	1:A:55:SER:OG	2:B:84:GLN:HB2	8	1.81
(1,33)	1:A:55:SER:OG	2:B:84:GLN:HB3	8	1.81
(1,33)	1:A:55:SER:OG	2:B:84:GLN:HE21	8	1.81
(1,33)	1:A:55:SER:OG	2:B:84:GLN:HE22	8	1.81
(1,33)	1:A:55:SER:OG	2:B:84:GLN:HG2	8	1.81
(1,33)	1:A:55:SER:OG	2:B:84:GLN:HG3	8	1.81
(1,33)	1:A:55:SER:OG	2:B:84:GLN:N	8	1.81
(1,33)	1:A:55:SER:OG	2:B:84:GLN:NE2	8	1.81
(1,33)	1:A:55:SER:OG	2:B:84:GLN:O	8	1.81
(1,33)	1:A:55:SER:OG	2:B:84:GLN:OE1	8	1.81
(1,33)	1:A:55:SER:OG	2:B:97:THR:C	8	1.81
(1,33)	1:A:55:SER:OG	2:B:97:THR:CA	8	1.81
(1,33)	1:A:55:SER:OG	2:B:97:THR:CB	8	1.81
(1,33)	1:A:55:SER:OG	2:B:97:THR:CG2	8	1.81
(1,33)	1:A:55:SER:OG	2:B:97:THR:H	8	1.81
(1,33)	1:A:55:SER:OG	2:B:97:THR:HA	8	1.81
(1,33)	1:A:55:SER:OG	2:B:97:THR:HB	8	1.81
(1,33)	1:A:55:SER:OG	2:B:97:THR:HG1	8	1.81
(1,33)	1:A:55:SER:OG	2:B:97:THR:HG21	8	1.81
(1,33)	1:A:55:SER:OG	2:B:97:THR:HG22	8	1.81

*Continued on next page...*

*Continued from previous page...*

Key	Atom-1	Atom-2	Model ID	Violation (Å)
(1,33)	1:A:55:SER:OG	2:B:97:THR:HG23	8	1.81
(1,33)	1:A:55:SER:OG	2:B:97:THR:N	8	1.81
(1,33)	1:A:55:SER:OG	2:B:97:THR:O	8	1.81
(1,33)	1:A:55:SER:OG	2:B:97:THR:OG1	8	1.81
(1,33)	1:A:55:SER:OG	2:B:99:HIS:C	8	1.81
(1,33)	1:A:55:SER:OG	2:B:99:HIS:CA	8	1.81
(1,33)	1:A:55:SER:OG	2:B:99:HIS:CB	8	1.81
(1,33)	1:A:55:SER:OG	2:B:99:HIS:CD2	8	1.81
(1,33)	1:A:55:SER:OG	2:B:99:HIS:CE1	8	1.81
(1,33)	1:A:55:SER:OG	2:B:99:HIS:CG	8	1.81
(1,33)	1:A:55:SER:OG	2:B:99:HIS:H	8	1.81
(1,33)	1:A:55:SER:OG	2:B:99:HIS:HA	8	1.81
(1,33)	1:A:55:SER:OG	2:B:99:HIS:HB2	8	1.81
(1,33)	1:A:55:SER:OG	2:B:99:HIS:HB3	8	1.81
(1,33)	1:A:55:SER:OG	2:B:99:HIS:HD1	8	1.81
(1,33)	1:A:55:SER:OG	2:B:99:HIS:HD2	8	1.81
(1,33)	1:A:55:SER:OG	2:B:99:HIS:HE1	8	1.81
(1,33)	1:A:55:SER:OG	2:B:99:HIS:HE2	8	1.81
(1,33)	1:A:55:SER:OG	2:B:99:HIS:N	8	1.81
(1,33)	1:A:55:SER:OG	2:B:99:HIS:ND1	8	1.81
(1,33)	1:A:55:SER:OG	2:B:99:HIS:NE2	8	1.81
(1,33)	1:A:55:SER:OG	2:B:99:HIS:O	8	1.81
(1,33)	1:A:55:SER:OG	2:B:101:VAL:C	8	1.81
(1,33)	1:A:55:SER:OG	2:B:101:VAL:CA	8	1.81
(1,33)	1:A:55:SER:OG	2:B:101:VAL:CB	8	1.81
(1,33)	1:A:55:SER:OG	2:B:101:VAL:CG1	8	1.81
(1,33)	1:A:55:SER:OG	2:B:101:VAL:CG2	8	1.81
(1,33)	1:A:55:SER:OG	2:B:101:VAL:H	8	1.81
(1,33)	1:A:55:SER:OG	2:B:101:VAL:HA	8	1.81
(1,33)	1:A:55:SER:OG	2:B:101:VAL:HB	8	1.81
(1,33)	1:A:55:SER:OG	2:B:101:VAL:HG11	8	1.81
(1,33)	1:A:55:SER:OG	2:B:101:VAL:HG12	8	1.81
(1,33)	1:A:55:SER:OG	2:B:101:VAL:HG13	8	1.81
(1,33)	1:A:55:SER:OG	2:B:101:VAL:HG21	8	1.81
(1,33)	1:A:55:SER:OG	2:B:101:VAL:HG22	8	1.81
(1,33)	1:A:55:SER:OG	2:B:101:VAL:HG23	8	1.81
(1,33)	1:A:55:SER:OG	2:B:101:VAL:N	8	1.81
(1,33)	1:A:55:SER:OG	2:B:101:VAL:O	8	1.81
(1,37)	1:A:104:ARG:C	2:B:75:ILE:C	1	1.8
(1,37)	1:A:104:ARG:C	2:B:75:ILE:CA	1	1.8
(1,37)	1:A:104:ARG:C	2:B:75:ILE:CB	1	1.8
(1,37)	1:A:104:ARG:C	2:B:75:ILE:CD1	1	1.8

*Continued on next page...*

*Continued from previous page...*

Key	Atom-1	Atom-2	Model ID	Violation (Å)
(1,37)	1:A:104:ARG:C	2:B:75:ILE:CG1	1	1.8
(1,37)	1:A:104:ARG:C	2:B:75:ILE:CG2	1	1.8
(1,37)	1:A:104:ARG:C	2:B:75:ILE:H	1	1.8
(1,37)	1:A:104:ARG:C	2:B:75:ILE:HA	1	1.8
(1,37)	1:A:104:ARG:C	2:B:75:ILE:HB	1	1.8
(1,37)	1:A:104:ARG:C	2:B:75:ILE:HD11	1	1.8
(1,37)	1:A:104:ARG:C	2:B:75:ILE:HD12	1	1.8
(1,37)	1:A:104:ARG:C	2:B:75:ILE:HD13	1	1.8
(1,37)	1:A:104:ARG:C	2:B:75:ILE:HG12	1	1.8
(1,37)	1:A:104:ARG:C	2:B:75:ILE:HG13	1	1.8
(1,37)	1:A:104:ARG:C	2:B:75:ILE:HG21	1	1.8
(1,37)	1:A:104:ARG:C	2:B:75:ILE:HG22	1	1.8
(1,37)	1:A:104:ARG:C	2:B:75:ILE:HG23	1	1.8
(1,37)	1:A:104:ARG:C	2:B:75:ILE:N	1	1.8
(1,37)	1:A:104:ARG:C	2:B:75:ILE:O	1	1.8
(1,37)	1:A:104:ARG:C	2:B:77:ALA:C	1	1.8
(1,37)	1:A:104:ARG:C	2:B:77:ALA:CA	1	1.8
(1,37)	1:A:104:ARG:C	2:B:77:ALA:CB	1	1.8
(1,37)	1:A:104:ARG:C	2:B:77:ALA:H	1	1.8
(1,37)	1:A:104:ARG:C	2:B:77:ALA:HA	1	1.8
(1,37)	1:A:104:ARG:C	2:B:77:ALA:HB1	1	1.8
(1,37)	1:A:104:ARG:C	2:B:77:ALA:HB2	1	1.8
(1,37)	1:A:104:ARG:C	2:B:77:ALA:HB3	1	1.8
(1,37)	1:A:104:ARG:C	2:B:77:ALA:N	1	1.8
(1,37)	1:A:104:ARG:C	2:B:77:ALA:O	1	1.8
(1,37)	1:A:104:ARG:C	2:B:78:GLY:C	1	1.8
(1,37)	1:A:104:ARG:C	2:B:78:GLY:CA	1	1.8
(1,37)	1:A:104:ARG:C	2:B:78:GLY:H	1	1.8
(1,37)	1:A:104:ARG:C	2:B:78:GLY:HA2	1	1.8
(1,37)	1:A:104:ARG:C	2:B:78:GLY:HA3	1	1.8
(1,37)	1:A:104:ARG:C	2:B:78:GLY:N	1	1.8
(1,37)	1:A:104:ARG:C	2:B:78:GLY:O	1	1.8
(1,37)	1:A:104:ARG:C	2:B:79:LYS:C	1	1.8
(1,37)	1:A:104:ARG:C	2:B:79:LYS:CA	1	1.8
(1,37)	1:A:104:ARG:C	2:B:79:LYS:CB	1	1.8
(1,37)	1:A:104:ARG:C	2:B:79:LYS:CD	1	1.8
(1,37)	1:A:104:ARG:C	2:B:79:LYS:CE	1	1.8
(1,37)	1:A:104:ARG:C	2:B:79:LYS:CG	1	1.8
(1,37)	1:A:104:ARG:C	2:B:79:LYS:H	1	1.8
(1,37)	1:A:104:ARG:C	2:B:79:LYS:HA	1	1.8
(1,37)	1:A:104:ARG:C	2:B:79:LYS:HB2	1	1.8
(1,37)	1:A:104:ARG:C	2:B:79:LYS:HB3	1	1.8

*Continued on next page...*

*Continued from previous page...*

Key	Atom-1	Atom-2	Model ID	Violation (Å)
(1,37)	1:A:104:ARG:C	2:B:79:LYS:HD2	1	1.8
(1,37)	1:A:104:ARG:C	2:B:79:LYS:HD3	1	1.8
(1,37)	1:A:104:ARG:C	2:B:79:LYS:HE2	1	1.8
(1,37)	1:A:104:ARG:C	2:B:79:LYS:HE3	1	1.8
(1,37)	1:A:104:ARG:C	2:B:79:LYS:HG2	1	1.8
(1,37)	1:A:104:ARG:C	2:B:79:LYS:HG3	1	1.8
(1,37)	1:A:104:ARG:C	2:B:79:LYS:HZ1	1	1.8
(1,37)	1:A:104:ARG:C	2:B:79:LYS:HZ2	1	1.8
(1,37)	1:A:104:ARG:C	2:B:79:LYS:HZ3	1	1.8
(1,37)	1:A:104:ARG:C	2:B:79:LYS:N	1	1.8
(1,37)	1:A:104:ARG:C	2:B:79:LYS:NZ	1	1.8
(1,37)	1:A:104:ARG:C	2:B:79:LYS:O	1	1.8
(1,37)	1:A:104:ARG:C	2:B:80:ILE:C	1	1.8
(1,37)	1:A:104:ARG:C	2:B:80:ILE:CA	1	1.8
(1,37)	1:A:104:ARG:C	2:B:80:ILE:CB	1	1.8
(1,37)	1:A:104:ARG:C	2:B:80:ILE:CD1	1	1.8
(1,37)	1:A:104:ARG:C	2:B:80:ILE:CG1	1	1.8
(1,37)	1:A:104:ARG:C	2:B:80:ILE:CG2	1	1.8
(1,37)	1:A:104:ARG:C	2:B:80:ILE:H	1	1.8
(1,37)	1:A:104:ARG:C	2:B:80:ILE:HA	1	1.8
(1,37)	1:A:104:ARG:C	2:B:80:ILE:HB	1	1.8
(1,37)	1:A:104:ARG:C	2:B:80:ILE:HD11	1	1.8
(1,37)	1:A:104:ARG:C	2:B:80:ILE:HD12	1	1.8
(1,37)	1:A:104:ARG:C	2:B:80:ILE:HD13	1	1.8
(1,37)	1:A:104:ARG:C	2:B:80:ILE:HG12	1	1.8
(1,37)	1:A:104:ARG:C	2:B:80:ILE:HG13	1	1.8
(1,37)	1:A:104:ARG:C	2:B:80:ILE:HG21	1	1.8
(1,37)	1:A:104:ARG:C	2:B:80:ILE:HG22	1	1.8
(1,37)	1:A:104:ARG:C	2:B:80:ILE:HG23	1	1.8
(1,37)	1:A:104:ARG:C	2:B:80:ILE:N	1	1.8
(1,37)	1:A:104:ARG:C	2:B:80:ILE:O	1	1.8
(1,37)	1:A:104:ARG:C	2:B:84:GLN:C	1	1.8
(1,37)	1:A:104:ARG:C	2:B:84:GLN:CA	1	1.8
(1,37)	1:A:104:ARG:C	2:B:84:GLN:CB	1	1.8
(1,37)	1:A:104:ARG:C	2:B:84:GLN:CD	1	1.8
(1,37)	1:A:104:ARG:C	2:B:84:GLN:CG	1	1.8
(1,37)	1:A:104:ARG:C	2:B:84:GLN:H	1	1.8
(1,37)	1:A:104:ARG:C	2:B:84:GLN:HA	1	1.8
(1,37)	1:A:104:ARG:C	2:B:84:GLN:HB2	1	1.8
(1,37)	1:A:104:ARG:C	2:B:84:GLN:HB3	1	1.8
(1,37)	1:A:104:ARG:C	2:B:84:GLN:HE21	1	1.8
(1,37)	1:A:104:ARG:C	2:B:84:GLN:HE22	1	1.8

*Continued on next page...*

*Continued from previous page...*

Key	Atom-1	Atom-2	Model ID	Violation (Å)
(1,37)	1:A:104:ARG:C	2:B:84:GLN:HG2	1	1.8
(1,37)	1:A:104:ARG:C	2:B:84:GLN:HG3	1	1.8
(1,37)	1:A:104:ARG:C	2:B:84:GLN:N	1	1.8
(1,37)	1:A:104:ARG:C	2:B:84:GLN:NE2	1	1.8
(1,37)	1:A:104:ARG:C	2:B:84:GLN:O	1	1.8
(1,37)	1:A:104:ARG:C	2:B:84:GLN:OE1	1	1.8
(1,37)	1:A:104:ARG:C	2:B:97:THR:C	1	1.8
(1,37)	1:A:104:ARG:C	2:B:97:THR:CA	1	1.8
(1,37)	1:A:104:ARG:C	2:B:97:THR:CB	1	1.8
(1,37)	1:A:104:ARG:C	2:B:97:THR:CG2	1	1.8
(1,37)	1:A:104:ARG:C	2:B:97:THR:H	1	1.8
(1,37)	1:A:104:ARG:C	2:B:97:THR:HA	1	1.8
(1,37)	1:A:104:ARG:C	2:B:97:THR:HB	1	1.8
(1,37)	1:A:104:ARG:C	2:B:97:THR:HG1	1	1.8
(1,37)	1:A:104:ARG:C	2:B:97:THR:HG21	1	1.8
(1,37)	1:A:104:ARG:C	2:B:97:THR:HG22	1	1.8
(1,37)	1:A:104:ARG:C	2:B:97:THR:HG23	1	1.8
(1,37)	1:A:104:ARG:C	2:B:97:THR:N	1	1.8
(1,37)	1:A:104:ARG:C	2:B:97:THR:O	1	1.8
(1,37)	1:A:104:ARG:C	2:B:97:THR:OG1	1	1.8
(1,37)	1:A:104:ARG:C	2:B:99:HIS:C	1	1.8
(1,37)	1:A:104:ARG:C	2:B:99:HIS:CA	1	1.8
(1,37)	1:A:104:ARG:C	2:B:99:HIS:CB	1	1.8
(1,37)	1:A:104:ARG:C	2:B:99:HIS:CD2	1	1.8
(1,37)	1:A:104:ARG:C	2:B:99:HIS:CE1	1	1.8
(1,37)	1:A:104:ARG:C	2:B:99:HIS:CG	1	1.8
(1,37)	1:A:104:ARG:C	2:B:99:HIS:H	1	1.8
(1,37)	1:A:104:ARG:C	2:B:99:HIS:HA	1	1.8
(1,37)	1:A:104:ARG:C	2:B:99:HIS:HB2	1	1.8
(1,37)	1:A:104:ARG:C	2:B:99:HIS:HB3	1	1.8
(1,37)	1:A:104:ARG:C	2:B:99:HIS:HD1	1	1.8
(1,37)	1:A:104:ARG:C	2:B:99:HIS:HD2	1	1.8
(1,37)	1:A:104:ARG:C	2:B:99:HIS:HE1	1	1.8
(1,37)	1:A:104:ARG:C	2:B:99:HIS:HE2	1	1.8
(1,37)	1:A:104:ARG:C	2:B:99:HIS:N	1	1.8
(1,37)	1:A:104:ARG:C	2:B:99:HIS:ND1	1	1.8
(1,37)	1:A:104:ARG:C	2:B:99:HIS:NE2	1	1.8
(1,37)	1:A:104:ARG:C	2:B:99:HIS:O	1	1.8
(1,37)	1:A:104:ARG:C	2:B:101:VAL:C	1	1.8
(1,37)	1:A:104:ARG:C	2:B:101:VAL:CA	1	1.8
(1,37)	1:A:104:ARG:C	2:B:101:VAL:CB	1	1.8
(1,37)	1:A:104:ARG:C	2:B:101:VAL:CG1	1	1.8

*Continued on next page...*

*Continued from previous page...*

Key	Atom-1	Atom-2	Model ID	Violation (Å)
(1,37)	1:A:104:ARG:C	2:B:101:VAL:CG2	1	1.8
(1,37)	1:A:104:ARG:C	2:B:101:VAL:H	1	1.8
(1,37)	1:A:104:ARG:C	2:B:101:VAL:HA	1	1.8
(1,37)	1:A:104:ARG:C	2:B:101:VAL:HB	1	1.8
(1,37)	1:A:104:ARG:C	2:B:101:VAL:HG11	1	1.8
(1,37)	1:A:104:ARG:C	2:B:101:VAL:HG12	1	1.8
(1,37)	1:A:104:ARG:C	2:B:101:VAL:HG13	1	1.8
(1,37)	1:A:104:ARG:C	2:B:101:VAL:HG21	1	1.8
(1,37)	1:A:104:ARG:C	2:B:101:VAL:HG22	1	1.8
(1,37)	1:A:104:ARG:C	2:B:101:VAL:HG23	1	1.8
(1,37)	1:A:104:ARG:C	2:B:101:VAL:N	1	1.8
(1,37)	1:A:104:ARG:C	2:B:101:VAL:O	1	1.8
(1,37)	1:A:104:ARG:CA	2:B:75:ILE:C	1	1.8
(1,37)	1:A:104:ARG:CA	2:B:75:ILE:CA	1	1.8
(1,37)	1:A:104:ARG:CA	2:B:75:ILE:CB	1	1.8
(1,37)	1:A:104:ARG:CA	2:B:75:ILE:CD1	1	1.8
(1,37)	1:A:104:ARG:CA	2:B:75:ILE:CG1	1	1.8
(1,37)	1:A:104:ARG:CA	2:B:75:ILE:CG2	1	1.8
(1,37)	1:A:104:ARG:CA	2:B:75:ILE:H	1	1.8
(1,37)	1:A:104:ARG:CA	2:B:75:ILE:HA	1	1.8
(1,37)	1:A:104:ARG:CA	2:B:75:ILE:HB	1	1.8
(1,37)	1:A:104:ARG:CA	2:B:75:ILE:HD11	1	1.8
(1,37)	1:A:104:ARG:CA	2:B:75:ILE:HD12	1	1.8
(1,37)	1:A:104:ARG:CA	2:B:75:ILE:HD13	1	1.8
(1,37)	1:A:104:ARG:CA	2:B:75:ILE:HG12	1	1.8
(1,37)	1:A:104:ARG:CA	2:B:75:ILE:HG13	1	1.8
(1,37)	1:A:104:ARG:CA	2:B:75:ILE:HG21	1	1.8
(1,37)	1:A:104:ARG:CA	2:B:75:ILE:HG22	1	1.8
(1,37)	1:A:104:ARG:CA	2:B:75:ILE:HG23	1	1.8
(1,37)	1:A:104:ARG:CA	2:B:75:ILE:N	1	1.8
(1,37)	1:A:104:ARG:CA	2:B:75:ILE:O	1	1.8
(1,37)	1:A:104:ARG:CA	2:B:77:ALA:C	1	1.8
(1,37)	1:A:104:ARG:CA	2:B:77:ALA:CA	1	1.8
(1,37)	1:A:104:ARG:CA	2:B:77:ALA:CB	1	1.8
(1,37)	1:A:104:ARG:CA	2:B:77:ALA:H	1	1.8
(1,37)	1:A:104:ARG:CA	2:B:77:ALA:HA	1	1.8
(1,37)	1:A:104:ARG:CA	2:B:77:ALA:HB1	1	1.8
(1,37)	1:A:104:ARG:CA	2:B:77:ALA:HB2	1	1.8
(1,37)	1:A:104:ARG:CA	2:B:77:ALA:HB3	1	1.8
(1,37)	1:A:104:ARG:CA	2:B:77:ALA:N	1	1.8
(1,37)	1:A:104:ARG:CA	2:B:77:ALA:O	1	1.8
(1,37)	1:A:104:ARG:CA	2:B:78:GLY:C	1	1.8

*Continued on next page...*

*Continued from previous page...*

Key	Atom-1	Atom-2	Model ID	Violation (Å)
(1,37)	1:A:104:ARG:CA	2:B:78:GLY:CA	1	1.8
(1,37)	1:A:104:ARG:CA	2:B:78:GLY:H	1	1.8
(1,37)	1:A:104:ARG:CA	2:B:78:GLY:HA2	1	1.8
(1,37)	1:A:104:ARG:CA	2:B:78:GLY:HA3	1	1.8
(1,37)	1:A:104:ARG:CA	2:B:78:GLY:N	1	1.8
(1,37)	1:A:104:ARG:CA	2:B:78:GLY:O	1	1.8
(1,37)	1:A:104:ARG:CA	2:B:79:LYS:C	1	1.8
(1,37)	1:A:104:ARG:CA	2:B:79:LYS:CA	1	1.8
(1,37)	1:A:104:ARG:CA	2:B:79:LYS:CB	1	1.8
(1,37)	1:A:104:ARG:CA	2:B:79:LYS:CD	1	1.8
(1,37)	1:A:104:ARG:CA	2:B:79:LYS:CE	1	1.8
(1,37)	1:A:104:ARG:CA	2:B:79:LYS:CG	1	1.8
(1,37)	1:A:104:ARG:CA	2:B:79:LYS:H	1	1.8
(1,37)	1:A:104:ARG:CA	2:B:79:LYS:HA	1	1.8
(1,37)	1:A:104:ARG:CA	2:B:79:LYS:HB2	1	1.8
(1,37)	1:A:104:ARG:CA	2:B:79:LYS:HB3	1	1.8
(1,37)	1:A:104:ARG:CA	2:B:79:LYS:HD2	1	1.8
(1,37)	1:A:104:ARG:CA	2:B:79:LYS:HD3	1	1.8
(1,37)	1:A:104:ARG:CA	2:B:79:LYS:HE2	1	1.8
(1,37)	1:A:104:ARG:CA	2:B:79:LYS:HE3	1	1.8
(1,37)	1:A:104:ARG:CA	2:B:79:LYS:HG2	1	1.8
(1,37)	1:A:104:ARG:CA	2:B:79:LYS:HG3	1	1.8
(1,37)	1:A:104:ARG:CA	2:B:79:LYS:HZ1	1	1.8
(1,37)	1:A:104:ARG:CA	2:B:79:LYS:HZ2	1	1.8
(1,37)	1:A:104:ARG:CA	2:B:79:LYS:HZ3	1	1.8
(1,37)	1:A:104:ARG:CA	2:B:79:LYS:N	1	1.8
(1,37)	1:A:104:ARG:CA	2:B:79:LYS:NZ	1	1.8
(1,37)	1:A:104:ARG:CA	2:B:79:LYS:O	1	1.8
(1,37)	1:A:104:ARG:CA	2:B:80:ILE:C	1	1.8
(1,37)	1:A:104:ARG:CA	2:B:80:ILE:CA	1	1.8
(1,37)	1:A:104:ARG:CA	2:B:80:ILE:CB	1	1.8
(1,37)	1:A:104:ARG:CA	2:B:80:ILE:CD1	1	1.8
(1,37)	1:A:104:ARG:CA	2:B:80:ILE:CG1	1	1.8
(1,37)	1:A:104:ARG:CA	2:B:80:ILE:CG2	1	1.8
(1,37)	1:A:104:ARG:CA	2:B:80:ILE:H	1	1.8
(1,37)	1:A:104:ARG:CA	2:B:80:ILE:HA	1	1.8
(1,37)	1:A:104:ARG:CA	2:B:80:ILE:HB	1	1.8
(1,37)	1:A:104:ARG:CA	2:B:80:ILE:HD11	1	1.8
(1,37)	1:A:104:ARG:CA	2:B:80:ILE:HD12	1	1.8
(1,37)	1:A:104:ARG:CA	2:B:80:ILE:HD13	1	1.8
(1,37)	1:A:104:ARG:CA	2:B:80:ILE:HG12	1	1.8
(1,37)	1:A:104:ARG:CA	2:B:80:ILE:HG13	1	1.8

*Continued on next page...*



*Continued from previous page...*

Key	Atom-1	Atom-2	Model ID	Violation (Å)
(1,37)	1:A:104:ARG:CA	2:B:80:ILE:HG21	1	1.8
(1,37)	1:A:104:ARG:CA	2:B:80:ILE:HG22	1	1.8
(1,37)	1:A:104:ARG:CA	2:B:80:ILE:HG23	1	1.8
(1,37)	1:A:104:ARG:CA	2:B:80:ILE:N	1	1.8
(1,37)	1:A:104:ARG:CA	2:B:80:ILE:O	1	1.8
(1,37)	1:A:104:ARG:CA	2:B:84:GLN:C	1	1.8
(1,37)	1:A:104:ARG:CA	2:B:84:GLN:CA	1	1.8
(1,37)	1:A:104:ARG:CA	2:B:84:GLN:CB	1	1.8
(1,37)	1:A:104:ARG:CA	2:B:84:GLN:CD	1	1.8
(1,37)	1:A:104:ARG:CA	2:B:84:GLN:CG	1	1.8
(1,37)	1:A:104:ARG:CA	2:B:84:GLN:H	1	1.8
(1,37)	1:A:104:ARG:CA	2:B:84:GLN:HA	1	1.8
(1,37)	1:A:104:ARG:CA	2:B:84:GLN:HB2	1	1.8
(1,37)	1:A:104:ARG:CA	2:B:84:GLN:HB3	1	1.8
(1,37)	1:A:104:ARG:CA	2:B:84:GLN:HE21	1	1.8
(1,37)	1:A:104:ARG:CA	2:B:84:GLN:HE22	1	1.8
(1,37)	1:A:104:ARG:CA	2:B:84:GLN:HG2	1	1.8
(1,37)	1:A:104:ARG:CA	2:B:84:GLN:HG3	1	1.8
(1,37)	1:A:104:ARG:CA	2:B:84:GLN:N	1	1.8
(1,37)	1:A:104:ARG:CA	2:B:84:GLN:NE2	1	1.8
(1,37)	1:A:104:ARG:CA	2:B:84:GLN:O	1	1.8
(1,37)	1:A:104:ARG:CA	2:B:84:GLN:OE1	1	1.8
(1,37)	1:A:104:ARG:CA	2:B:97:THR:C	1	1.8
(1,37)	1:A:104:ARG:CA	2:B:97:THR:CA	1	1.8
(1,37)	1:A:104:ARG:CA	2:B:97:THR:CB	1	1.8
(1,37)	1:A:104:ARG:CA	2:B:97:THR:CG2	1	1.8
(1,37)	1:A:104:ARG:CA	2:B:97:THR:H	1	1.8
(1,37)	1:A:104:ARG:CA	2:B:97:THR:HA	1	1.8
(1,37)	1:A:104:ARG:CA	2:B:97:THR:HB	1	1.8
(1,37)	1:A:104:ARG:CA	2:B:97:THR:HG1	1	1.8
(1,37)	1:A:104:ARG:CA	2:B:97:THR:HG21	1	1.8
(1,37)	1:A:104:ARG:CA	2:B:97:THR:HG22	1	1.8
(1,37)	1:A:104:ARG:CA	2:B:97:THR:HG23	1	1.8
(1,37)	1:A:104:ARG:CA	2:B:97:THR:N	1	1.8
(1,37)	1:A:104:ARG:CA	2:B:97:THR:O	1	1.8
(1,37)	1:A:104:ARG:CA	2:B:97:THR:OG1	1	1.8
(1,37)	1:A:104:ARG:CA	2:B:99:HIS:C	1	1.8
(1,37)	1:A:104:ARG:CA	2:B:99:HIS:CA	1	1.8
(1,37)	1:A:104:ARG:CA	2:B:99:HIS:CB	1	1.8
(1,37)	1:A:104:ARG:CA	2:B:99:HIS:CD2	1	1.8
(1,37)	1:A:104:ARG:CA	2:B:99:HIS:CE1	1	1.8
(1,37)	1:A:104:ARG:CA	2:B:99:HIS:CG	1	1.8

*Continued on next page...*

*Continued from previous page...*

Key	Atom-1	Atom-2	Model ID	Violation (Å)
(1,37)	1:A:104:ARG:CA	2:B:99:HIS:H	1	1.8
(1,37)	1:A:104:ARG:CA	2:B:99:HIS:HA	1	1.8
(1,37)	1:A:104:ARG:CA	2:B:99:HIS:HB2	1	1.8
(1,37)	1:A:104:ARG:CA	2:B:99:HIS:HB3	1	1.8
(1,37)	1:A:104:ARG:CA	2:B:99:HIS:HD1	1	1.8
(1,37)	1:A:104:ARG:CA	2:B:99:HIS:HD2	1	1.8
(1,37)	1:A:104:ARG:CA	2:B:99:HIS:HE1	1	1.8
(1,37)	1:A:104:ARG:CA	2:B:99:HIS:HE2	1	1.8
(1,37)	1:A:104:ARG:CA	2:B:99:HIS:N	1	1.8
(1,37)	1:A:104:ARG:CA	2:B:99:HIS:ND1	1	1.8
(1,37)	1:A:104:ARG:CA	2:B:99:HIS:NE2	1	1.8
(1,37)	1:A:104:ARG:CA	2:B:99:HIS:O	1	1.8
(1,37)	1:A:104:ARG:CA	2:B:101:VAL:C	1	1.8
(1,37)	1:A:104:ARG:CA	2:B:101:VAL:CA	1	1.8
(1,37)	1:A:104:ARG:CA	2:B:101:VAL:CB	1	1.8
(1,37)	1:A:104:ARG:CA	2:B:101:VAL:CG1	1	1.8
(1,37)	1:A:104:ARG:CA	2:B:101:VAL:CG2	1	1.8
(1,37)	1:A:104:ARG:CA	2:B:101:VAL:H	1	1.8
(1,37)	1:A:104:ARG:CA	2:B:101:VAL:HA	1	1.8
(1,37)	1:A:104:ARG:CA	2:B:101:VAL:HB	1	1.8
(1,37)	1:A:104:ARG:CA	2:B:101:VAL:HG11	1	1.8
(1,37)	1:A:104:ARG:CA	2:B:101:VAL:HG12	1	1.8
(1,37)	1:A:104:ARG:CA	2:B:101:VAL:HG13	1	1.8
(1,37)	1:A:104:ARG:CA	2:B:101:VAL:HG21	1	1.8
(1,37)	1:A:104:ARG:CA	2:B:101:VAL:HG22	1	1.8
(1,37)	1:A:104:ARG:CA	2:B:101:VAL:HG23	1	1.8
(1,37)	1:A:104:ARG:CA	2:B:101:VAL:N	1	1.8
(1,37)	1:A:104:ARG:CA	2:B:101:VAL:O	1	1.8
(1,37)	1:A:104:ARG:CB	2:B:75:ILE:C	1	1.8
(1,37)	1:A:104:ARG:CB	2:B:75:ILE:CA	1	1.8
(1,37)	1:A:104:ARG:CB	2:B:75:ILE:CB	1	1.8
(1,37)	1:A:104:ARG:CB	2:B:75:ILE:CD1	1	1.8
(1,37)	1:A:104:ARG:CB	2:B:75:ILE:CG1	1	1.8
(1,37)	1:A:104:ARG:CB	2:B:75:ILE:CG2	1	1.8
(1,37)	1:A:104:ARG:CB	2:B:75:ILE:H	1	1.8
(1,37)	1:A:104:ARG:CB	2:B:75:ILE:HA	1	1.8
(1,37)	1:A:104:ARG:CB	2:B:75:ILE:HB	1	1.8
(1,37)	1:A:104:ARG:CB	2:B:75:ILE:HD11	1	1.8
(1,37)	1:A:104:ARG:CB	2:B:75:ILE:HD12	1	1.8
(1,37)	1:A:104:ARG:CB	2:B:75:ILE:HD13	1	1.8
(1,37)	1:A:104:ARG:CB	2:B:75:ILE:HG12	1	1.8
(1,37)	1:A:104:ARG:CB	2:B:75:ILE:HG13	1	1.8

*Continued on next page...*

*Continued from previous page...*

Key	Atom-1	Atom-2	Model ID	Violation (Å)
(1,37)	1:A:104:ARG:CB	2:B:75:ILE:HG21	1	1.8
(1,37)	1:A:104:ARG:CB	2:B:75:ILE:HG22	1	1.8
(1,37)	1:A:104:ARG:CB	2:B:75:ILE:HG23	1	1.8
(1,37)	1:A:104:ARG:CB	2:B:75:ILE:N	1	1.8
(1,37)	1:A:104:ARG:CB	2:B:75:ILE:O	1	1.8
(1,37)	1:A:104:ARG:CB	2:B:77:ALA:C	1	1.8
(1,37)	1:A:104:ARG:CB	2:B:77:ALA:CA	1	1.8
(1,37)	1:A:104:ARG:CB	2:B:77:ALA:CB	1	1.8
(1,37)	1:A:104:ARG:CB	2:B:77:ALA:H	1	1.8
(1,37)	1:A:104:ARG:CB	2:B:77:ALA:HA	1	1.8
(1,37)	1:A:104:ARG:CB	2:B:77:ALA:HB1	1	1.8
(1,37)	1:A:104:ARG:CB	2:B:77:ALA:HB2	1	1.8
(1,37)	1:A:104:ARG:CB	2:B:77:ALA:HB3	1	1.8
(1,37)	1:A:104:ARG:CB	2:B:77:ALA:N	1	1.8
(1,37)	1:A:104:ARG:CB	2:B:77:ALA:O	1	1.8
(1,37)	1:A:104:ARG:CB	2:B:78:GLY:C	1	1.8
(1,37)	1:A:104:ARG:CB	2:B:78:GLY:CA	1	1.8
(1,37)	1:A:104:ARG:CB	2:B:78:GLY:H	1	1.8
(1,37)	1:A:104:ARG:CB	2:B:78:GLY:HA2	1	1.8
(1,37)	1:A:104:ARG:CB	2:B:78:GLY:HA3	1	1.8
(1,37)	1:A:104:ARG:CB	2:B:78:GLY:N	1	1.8
(1,37)	1:A:104:ARG:CB	2:B:78:GLY:O	1	1.8
(1,37)	1:A:104:ARG:CB	2:B:79:LYS:C	1	1.8
(1,37)	1:A:104:ARG:CB	2:B:79:LYS:CA	1	1.8
(1,37)	1:A:104:ARG:CB	2:B:79:LYS:CB	1	1.8
(1,37)	1:A:104:ARG:CB	2:B:79:LYS:CD	1	1.8
(1,37)	1:A:104:ARG:CB	2:B:79:LYS:CE	1	1.8
(1,37)	1:A:104:ARG:CB	2:B:79:LYS:CG	1	1.8
(1,37)	1:A:104:ARG:CB	2:B:79:LYS:H	1	1.8
(1,37)	1:A:104:ARG:CB	2:B:79:LYS:HA	1	1.8
(1,37)	1:A:104:ARG:CB	2:B:79:LYS:HB2	1	1.8
(1,37)	1:A:104:ARG:CB	2:B:79:LYS:HB3	1	1.8
(1,37)	1:A:104:ARG:CB	2:B:79:LYS:HD2	1	1.8
(1,37)	1:A:104:ARG:CB	2:B:79:LYS:HD3	1	1.8
(1,37)	1:A:104:ARG:CB	2:B:79:LYS:HE2	1	1.8
(1,37)	1:A:104:ARG:CB	2:B:79:LYS:HE3	1	1.8
(1,37)	1:A:104:ARG:CB	2:B:79:LYS:HG2	1	1.8
(1,37)	1:A:104:ARG:CB	2:B:79:LYS:HG3	1	1.8
(1,37)	1:A:104:ARG:CB	2:B:79:LYS:HZ1	1	1.8
(1,37)	1:A:104:ARG:CB	2:B:79:LYS:HZ2	1	1.8
(1,37)	1:A:104:ARG:CB	2:B:79:LYS:HZ3	1	1.8
(1,37)	1:A:104:ARG:CB	2:B:79:LYS:N	1	1.8

*Continued on next page...*

*Continued from previous page...*

Key	Atom-1	Atom-2	Model ID	Violation (Å)
(1,37)	1:A:104:ARG:CB	2:B:79:LYS:NZ	1	1.8
(1,37)	1:A:104:ARG:CB	2:B:79:LYS:O	1	1.8
(1,37)	1:A:104:ARG:CB	2:B:80:ILE:C	1	1.8
(1,37)	1:A:104:ARG:CB	2:B:80:ILE:CA	1	1.8
(1,37)	1:A:104:ARG:CB	2:B:80:ILE:CB	1	1.8
(1,37)	1:A:104:ARG:CB	2:B:80:ILE:CD1	1	1.8
(1,37)	1:A:104:ARG:CB	2:B:80:ILE:CG1	1	1.8
(1,37)	1:A:104:ARG:CB	2:B:80:ILE:CG2	1	1.8
(1,37)	1:A:104:ARG:CB	2:B:80:ILE:H	1	1.8
(1,37)	1:A:104:ARG:CB	2:B:80:ILE:HA	1	1.8
(1,37)	1:A:104:ARG:CB	2:B:80:ILE:HB	1	1.8
(1,37)	1:A:104:ARG:CB	2:B:80:ILE:HD11	1	1.8
(1,37)	1:A:104:ARG:CB	2:B:80:ILE:HD12	1	1.8
(1,37)	1:A:104:ARG:CB	2:B:80:ILE:HD13	1	1.8
(1,37)	1:A:104:ARG:CB	2:B:80:ILE:HG12	1	1.8
(1,37)	1:A:104:ARG:CB	2:B:80:ILE:HG13	1	1.8
(1,37)	1:A:104:ARG:CB	2:B:80:ILE:HG21	1	1.8
(1,37)	1:A:104:ARG:CB	2:B:80:ILE:HG22	1	1.8
(1,37)	1:A:104:ARG:CB	2:B:80:ILE:HG23	1	1.8
(1,37)	1:A:104:ARG:CB	2:B:80:ILE:N	1	1.8
(1,37)	1:A:104:ARG:CB	2:B:80:ILE:O	1	1.8
(1,37)	1:A:104:ARG:CB	2:B:84:GLN:C	1	1.8
(1,37)	1:A:104:ARG:CB	2:B:84:GLN:CA	1	1.8
(1,37)	1:A:104:ARG:CB	2:B:84:GLN:CB	1	1.8
(1,37)	1:A:104:ARG:CB	2:B:84:GLN:CD	1	1.8
(1,37)	1:A:104:ARG:CB	2:B:84:GLN:CG	1	1.8
(1,37)	1:A:104:ARG:CB	2:B:84:GLN:H	1	1.8
(1,37)	1:A:104:ARG:CB	2:B:84:GLN:HA	1	1.8
(1,37)	1:A:104:ARG:CB	2:B:84:GLN:HB2	1	1.8
(1,37)	1:A:104:ARG:CB	2:B:84:GLN:HB3	1	1.8
(1,37)	1:A:104:ARG:CB	2:B:84:GLN:HE21	1	1.8
(1,37)	1:A:104:ARG:CB	2:B:84:GLN:HE22	1	1.8
(1,37)	1:A:104:ARG:CB	2:B:84:GLN:HG2	1	1.8
(1,37)	1:A:104:ARG:CB	2:B:84:GLN:HG3	1	1.8
(1,37)	1:A:104:ARG:CB	2:B:84:GLN:N	1	1.8
(1,37)	1:A:104:ARG:CB	2:B:84:GLN:NE2	1	1.8
(1,37)	1:A:104:ARG:CB	2:B:84:GLN:O	1	1.8
(1,37)	1:A:104:ARG:CB	2:B:84:GLN:OE1	1	1.8
(1,37)	1:A:104:ARG:CB	2:B:97:THR:C	1	1.8
(1,37)	1:A:104:ARG:CB	2:B:97:THR:CA	1	1.8
(1,37)	1:A:104:ARG:CB	2:B:97:THR:CB	1	1.8
(1,37)	1:A:104:ARG:CB	2:B:97:THR:CG2	1	1.8

*Continued on next page...*

*Continued from previous page...*

Key	Atom-1	Atom-2	Model ID	Violation (Å)
(1,37)	1:A:104:ARG:CB	2:B:97:THR:H	1	1.8
(1,37)	1:A:104:ARG:CB	2:B:97:THR:HA	1	1.8
(1,37)	1:A:104:ARG:CB	2:B:97:THR:HB	1	1.8
(1,37)	1:A:104:ARG:CB	2:B:97:THR:HG1	1	1.8
(1,37)	1:A:104:ARG:CB	2:B:97:THR:HG21	1	1.8
(1,37)	1:A:104:ARG:CB	2:B:97:THR:HG22	1	1.8
(1,37)	1:A:104:ARG:CB	2:B:97:THR:HG23	1	1.8
(1,37)	1:A:104:ARG:CB	2:B:97:THR:N	1	1.8
(1,37)	1:A:104:ARG:CB	2:B:97:THR:O	1	1.8
(1,37)	1:A:104:ARG:CB	2:B:97:THR:OG1	1	1.8
(1,37)	1:A:104:ARG:CB	2:B:99:HIS:C	1	1.8
(1,37)	1:A:104:ARG:CB	2:B:99:HIS:CA	1	1.8
(1,37)	1:A:104:ARG:CB	2:B:99:HIS:CB	1	1.8
(1,37)	1:A:104:ARG:CB	2:B:99:HIS:CD2	1	1.8
(1,37)	1:A:104:ARG:CB	2:B:99:HIS:CE1	1	1.8
(1,37)	1:A:104:ARG:CB	2:B:99:HIS:CG	1	1.8
(1,37)	1:A:104:ARG:CB	2:B:99:HIS:H	1	1.8
(1,37)	1:A:104:ARG:CB	2:B:99:HIS:HA	1	1.8
(1,37)	1:A:104:ARG:CB	2:B:99:HIS:HB2	1	1.8
(1,37)	1:A:104:ARG:CB	2:B:99:HIS:HB3	1	1.8
(1,37)	1:A:104:ARG:CB	2:B:99:HIS:HD1	1	1.8
(1,37)	1:A:104:ARG:CB	2:B:99:HIS:HD2	1	1.8
(1,37)	1:A:104:ARG:CB	2:B:99:HIS:HE1	1	1.8
(1,37)	1:A:104:ARG:CB	2:B:99:HIS:HE2	1	1.8
(1,37)	1:A:104:ARG:CB	2:B:99:HIS:N	1	1.8
(1,37)	1:A:104:ARG:CB	2:B:99:HIS:ND1	1	1.8
(1,37)	1:A:104:ARG:CB	2:B:99:HIS:NE2	1	1.8
(1,37)	1:A:104:ARG:CB	2:B:99:HIS:O	1	1.8
(1,37)	1:A:104:ARG:CB	2:B:101:VAL:C	1	1.8
(1,37)	1:A:104:ARG:CB	2:B:101:VAL:CA	1	1.8
(1,37)	1:A:104:ARG:CB	2:B:101:VAL:CB	1	1.8
(1,37)	1:A:104:ARG:CB	2:B:101:VAL:CG1	1	1.8
(1,37)	1:A:104:ARG:CB	2:B:101:VAL:CG2	1	1.8
(1,37)	1:A:104:ARG:CB	2:B:101:VAL:H	1	1.8
(1,37)	1:A:104:ARG:CB	2:B:101:VAL:HA	1	1.8
(1,37)	1:A:104:ARG:CB	2:B:101:VAL:HB	1	1.8
(1,37)	1:A:104:ARG:CB	2:B:101:VAL:HG11	1	1.8
(1,37)	1:A:104:ARG:CB	2:B:101:VAL:HG12	1	1.8
(1,37)	1:A:104:ARG:CB	2:B:101:VAL:HG13	1	1.8
(1,37)	1:A:104:ARG:CB	2:B:101:VAL:HG21	1	1.8
(1,37)	1:A:104:ARG:CB	2:B:101:VAL:HG22	1	1.8
(1,37)	1:A:104:ARG:CB	2:B:101:VAL:HG23	1	1.8

*Continued on next page...*

*Continued from previous page...*

Key	Atom-1	Atom-2	Model ID	Violation (Å)
(1,37)	1:A:104:ARG:CB	2:B:101:VAL:N	1	1.8
(1,37)	1:A:104:ARG:CB	2:B:101:VAL:O	1	1.8
(1,37)	1:A:104:ARG:CD	2:B:75:ILE:C	1	1.8
(1,37)	1:A:104:ARG:CD	2:B:75:ILE:CA	1	1.8
(1,37)	1:A:104:ARG:CD	2:B:75:ILE:CB	1	1.8
(1,37)	1:A:104:ARG:CD	2:B:75:ILE:CD1	1	1.8
(1,37)	1:A:104:ARG:CD	2:B:75:ILE:CG1	1	1.8
(1,37)	1:A:104:ARG:CD	2:B:75:ILE:CG2	1	1.8
(1,37)	1:A:104:ARG:CD	2:B:75:ILE:H	1	1.8
(1,37)	1:A:104:ARG:CD	2:B:75:ILE:HA	1	1.8
(1,37)	1:A:104:ARG:CD	2:B:75:ILE:HB	1	1.8
(1,37)	1:A:104:ARG:CD	2:B:75:ILE:HD11	1	1.8
(1,37)	1:A:104:ARG:CD	2:B:75:ILE:HD12	1	1.8
(1,37)	1:A:104:ARG:CD	2:B:75:ILE:HD13	1	1.8
(1,37)	1:A:104:ARG:CD	2:B:75:ILE:HG12	1	1.8
(1,37)	1:A:104:ARG:CD	2:B:75:ILE:HG13	1	1.8
(1,37)	1:A:104:ARG:CD	2:B:75:ILE:HG21	1	1.8
(1,37)	1:A:104:ARG:CD	2:B:75:ILE:HG22	1	1.8
(1,37)	1:A:104:ARG:CD	2:B:75:ILE:HG23	1	1.8
(1,37)	1:A:104:ARG:CD	2:B:75:ILE:N	1	1.8
(1,37)	1:A:104:ARG:CD	2:B:75:ILE:O	1	1.8
(1,37)	1:A:104:ARG:CD	2:B:77:ALA:C	1	1.8
(1,37)	1:A:104:ARG:CD	2:B:77:ALA:CA	1	1.8
(1,37)	1:A:104:ARG:CD	2:B:77:ALA:CB	1	1.8
(1,37)	1:A:104:ARG:CD	2:B:77:ALA:H	1	1.8
(1,37)	1:A:104:ARG:CD	2:B:77:ALA:HA	1	1.8
(1,37)	1:A:104:ARG:CD	2:B:77:ALA:HB1	1	1.8
(1,37)	1:A:104:ARG:CD	2:B:77:ALA:HB2	1	1.8
(1,37)	1:A:104:ARG:CD	2:B:77:ALA:HB3	1	1.8
(1,37)	1:A:104:ARG:CD	2:B:77:ALA:N	1	1.8
(1,37)	1:A:104:ARG:CD	2:B:77:ALA:O	1	1.8
(1,37)	1:A:104:ARG:CD	2:B:78:GLY:C	1	1.8
(1,37)	1:A:104:ARG:CD	2:B:78:GLY:CA	1	1.8
(1,37)	1:A:104:ARG:CD	2:B:78:GLY:H	1	1.8
(1,37)	1:A:104:ARG:CD	2:B:78:GLY:HA2	1	1.8
(1,37)	1:A:104:ARG:CD	2:B:78:GLY:HA3	1	1.8
(1,37)	1:A:104:ARG:CD	2:B:78:GLY:N	1	1.8
(1,37)	1:A:104:ARG:CD	2:B:78:GLY:O	1	1.8
(1,37)	1:A:104:ARG:CD	2:B:79:LYS:C	1	1.8
(1,37)	1:A:104:ARG:CD	2:B:79:LYS:CA	1	1.8
(1,37)	1:A:104:ARG:CD	2:B:79:LYS:CB	1	1.8
(1,37)	1:A:104:ARG:CD	2:B:79:LYS:CD	1	1.8

*Continued on next page...*

*Continued from previous page...*

Key	Atom-1	Atom-2	Model ID	Violation (Å)
(1,37)	1:A:104:ARG:CD	2:B:79:LYS:CE	1	1.8
(1,37)	1:A:104:ARG:CD	2:B:79:LYS:CG	1	1.8
(1,37)	1:A:104:ARG:CD	2:B:79:LYS:H	1	1.8
(1,37)	1:A:104:ARG:CD	2:B:79:LYS:HA	1	1.8
(1,37)	1:A:104:ARG:CD	2:B:79:LYS:HB2	1	1.8
(1,37)	1:A:104:ARG:CD	2:B:79:LYS:HB3	1	1.8
(1,37)	1:A:104:ARG:CD	2:B:79:LYS:HD2	1	1.8
(1,37)	1:A:104:ARG:CD	2:B:79:LYS:HD3	1	1.8
(1,37)	1:A:104:ARG:CD	2:B:79:LYS:HE2	1	1.8
(1,37)	1:A:104:ARG:CD	2:B:79:LYS:HE3	1	1.8
(1,37)	1:A:104:ARG:CD	2:B:79:LYS:HG2	1	1.8
(1,37)	1:A:104:ARG:CD	2:B:79:LYS:HG3	1	1.8
(1,37)	1:A:104:ARG:CD	2:B:79:LYS:HZ1	1	1.8
(1,37)	1:A:104:ARG:CD	2:B:79:LYS:HZ2	1	1.8
(1,37)	1:A:104:ARG:CD	2:B:79:LYS:HZ3	1	1.8
(1,37)	1:A:104:ARG:CD	2:B:79:LYS:N	1	1.8
(1,37)	1:A:104:ARG:CD	2:B:79:LYS:NZ	1	1.8
(1,37)	1:A:104:ARG:CD	2:B:79:LYS:O	1	1.8
(1,37)	1:A:104:ARG:CD	2:B:80:ILE:C	1	1.8
(1,37)	1:A:104:ARG:CD	2:B:80:ILE:CA	1	1.8
(1,37)	1:A:104:ARG:CD	2:B:80:ILE:CB	1	1.8
(1,37)	1:A:104:ARG:CD	2:B:80:ILE:CD1	1	1.8
(1,37)	1:A:104:ARG:CD	2:B:80:ILE:CG1	1	1.8
(1,37)	1:A:104:ARG:CD	2:B:80:ILE:CG2	1	1.8
(1,37)	1:A:104:ARG:CD	2:B:80:ILE:H	1	1.8
(1,37)	1:A:104:ARG:CD	2:B:80:ILE:HA	1	1.8
(1,37)	1:A:104:ARG:CD	2:B:80:ILE:HB	1	1.8
(1,37)	1:A:104:ARG:CD	2:B:80:ILE:HD11	1	1.8
(1,37)	1:A:104:ARG:CD	2:B:80:ILE:HD12	1	1.8
(1,37)	1:A:104:ARG:CD	2:B:80:ILE:HD13	1	1.8
(1,37)	1:A:104:ARG:CD	2:B:80:ILE:HG12	1	1.8
(1,37)	1:A:104:ARG:CD	2:B:80:ILE:HG13	1	1.8
(1,37)	1:A:104:ARG:CD	2:B:80:ILE:HG21	1	1.8
(1,37)	1:A:104:ARG:CD	2:B:80:ILE:HG22	1	1.8
(1,37)	1:A:104:ARG:CD	2:B:80:ILE:HG23	1	1.8
(1,37)	1:A:104:ARG:CD	2:B:80:ILE:N	1	1.8
(1,37)	1:A:104:ARG:CD	2:B:80:ILE:O	1	1.8
(1,37)	1:A:104:ARG:CD	2:B:84:GLN:C	1	1.8
(1,37)	1:A:104:ARG:CD	2:B:84:GLN:CA	1	1.8
(1,37)	1:A:104:ARG:CD	2:B:84:GLN:CB	1	1.8
(1,37)	1:A:104:ARG:CD	2:B:84:GLN:CD	1	1.8
(1,37)	1:A:104:ARG:CD	2:B:84:GLN:CG	1	1.8

*Continued on next page...*

*Continued from previous page...*

Key	Atom-1	Atom-2	Model ID	Violation (Å)
(1,37)	1:A:104:ARG:CD	2:B:84:GLN:H	1	1.8
(1,37)	1:A:104:ARG:CD	2:B:84:GLN:HA	1	1.8
(1,37)	1:A:104:ARG:CD	2:B:84:GLN:HB2	1	1.8
(1,37)	1:A:104:ARG:CD	2:B:84:GLN:HB3	1	1.8
(1,37)	1:A:104:ARG:CD	2:B:84:GLN:HE21	1	1.8
(1,37)	1:A:104:ARG:CD	2:B:84:GLN:HE22	1	1.8
(1,37)	1:A:104:ARG:CD	2:B:84:GLN:HG2	1	1.8
(1,37)	1:A:104:ARG:CD	2:B:84:GLN:HG3	1	1.8
(1,37)	1:A:104:ARG:CD	2:B:84:GLN:N	1	1.8
(1,37)	1:A:104:ARG:CD	2:B:84:GLN:NE2	1	1.8
(1,37)	1:A:104:ARG:CD	2:B:84:GLN:O	1	1.8
(1,37)	1:A:104:ARG:CD	2:B:84:GLN:OE1	1	1.8
(1,37)	1:A:104:ARG:CD	2:B:97:THR:C	1	1.8
(1,37)	1:A:104:ARG:CD	2:B:97:THR:CA	1	1.8
(1,37)	1:A:104:ARG:CD	2:B:97:THR:CB	1	1.8
(1,37)	1:A:104:ARG:CD	2:B:97:THR:CG2	1	1.8
(1,37)	1:A:104:ARG:CD	2:B:97:THR:H	1	1.8
(1,37)	1:A:104:ARG:CD	2:B:97:THR:HA	1	1.8
(1,37)	1:A:104:ARG:CD	2:B:97:THR:HB	1	1.8
(1,37)	1:A:104:ARG:CD	2:B:97:THR:HG1	1	1.8
(1,37)	1:A:104:ARG:CD	2:B:97:THR:HG21	1	1.8
(1,37)	1:A:104:ARG:CD	2:B:97:THR:HG22	1	1.8
(1,37)	1:A:104:ARG:CD	2:B:97:THR:HG23	1	1.8
(1,37)	1:A:104:ARG:CD	2:B:97:THR:N	1	1.8
(1,37)	1:A:104:ARG:CD	2:B:97:THR:O	1	1.8
(1,37)	1:A:104:ARG:CD	2:B:97:THR:OG1	1	1.8
(1,37)	1:A:104:ARG:CD	2:B:99:HIS:C	1	1.8
(1,37)	1:A:104:ARG:CD	2:B:99:HIS:CA	1	1.8
(1,37)	1:A:104:ARG:CD	2:B:99:HIS:CB	1	1.8
(1,37)	1:A:104:ARG:CD	2:B:99:HIS:CD2	1	1.8
(1,37)	1:A:104:ARG:CD	2:B:99:HIS:CE1	1	1.8
(1,37)	1:A:104:ARG:CD	2:B:99:HIS:CG	1	1.8
(1,37)	1:A:104:ARG:CD	2:B:99:HIS:H	1	1.8
(1,37)	1:A:104:ARG:CD	2:B:99:HIS:HA	1	1.8
(1,37)	1:A:104:ARG:CD	2:B:99:HIS:HB2	1	1.8
(1,37)	1:A:104:ARG:CD	2:B:99:HIS:HB3	1	1.8
(1,37)	1:A:104:ARG:CD	2:B:99:HIS:HD1	1	1.8
(1,37)	1:A:104:ARG:CD	2:B:99:HIS:HD2	1	1.8
(1,37)	1:A:104:ARG:CD	2:B:99:HIS:HE1	1	1.8
(1,37)	1:A:104:ARG:CD	2:B:99:HIS:HE2	1	1.8
(1,37)	1:A:104:ARG:CD	2:B:99:HIS:N	1	1.8
(1,37)	1:A:104:ARG:CD	2:B:99:HIS:ND1	1	1.8

*Continued on next page...*



*Continued from previous page...*

Key	Atom-1	Atom-2	Model ID	Violation (Å)
(1,37)	1:A:104:ARG:CD	2:B:99:HIS:NE2	1	1.8
(1,37)	1:A:104:ARG:CD	2:B:99:HIS:O	1	1.8
(1,37)	1:A:104:ARG:CD	2:B:101:VAL:C	1	1.8
(1,37)	1:A:104:ARG:CD	2:B:101:VAL:CA	1	1.8
(1,37)	1:A:104:ARG:CD	2:B:101:VAL:CB	1	1.8
(1,37)	1:A:104:ARG:CD	2:B:101:VAL:CG1	1	1.8
(1,37)	1:A:104:ARG:CD	2:B:101:VAL:CG2	1	1.8
(1,37)	1:A:104:ARG:CD	2:B:101:VAL:H	1	1.8
(1,37)	1:A:104:ARG:CD	2:B:101:VAL:HA	1	1.8
(1,37)	1:A:104:ARG:CD	2:B:101:VAL:HB	1	1.8
(1,37)	1:A:104:ARG:CD	2:B:101:VAL:HG11	1	1.8
(1,37)	1:A:104:ARG:CD	2:B:101:VAL:HG12	1	1.8
(1,37)	1:A:104:ARG:CD	2:B:101:VAL:HG13	1	1.8
(1,37)	1:A:104:ARG:CD	2:B:101:VAL:HG21	1	1.8
(1,37)	1:A:104:ARG:CD	2:B:101:VAL:HG22	1	1.8
(1,37)	1:A:104:ARG:CD	2:B:101:VAL:HG23	1	1.8
(1,37)	1:A:104:ARG:CD	2:B:101:VAL:N	1	1.8
(1,37)	1:A:104:ARG:CD	2:B:101:VAL:O	1	1.8
(1,37)	1:A:104:ARG:CG	2:B:75:ILE:C	1	1.8
(1,37)	1:A:104:ARG:CG	2:B:75:ILE:CA	1	1.8
(1,37)	1:A:104:ARG:CG	2:B:75:ILE:CB	1	1.8
(1,37)	1:A:104:ARG:CG	2:B:75:ILE:CD1	1	1.8
(1,37)	1:A:104:ARG:CG	2:B:75:ILE:CG1	1	1.8
(1,37)	1:A:104:ARG:CG	2:B:75:ILE:CG2	1	1.8
(1,37)	1:A:104:ARG:CG	2:B:75:ILE:H	1	1.8
(1,37)	1:A:104:ARG:CG	2:B:75:ILE:HA	1	1.8
(1,37)	1:A:104:ARG:CG	2:B:75:ILE:HB	1	1.8
(1,37)	1:A:104:ARG:CG	2:B:75:ILE:HD11	1	1.8
(1,37)	1:A:104:ARG:CG	2:B:75:ILE:HD12	1	1.8
(1,37)	1:A:104:ARG:CG	2:B:75:ILE:HD13	1	1.8
(1,37)	1:A:104:ARG:CG	2:B:75:ILE:HG12	1	1.8
(1,37)	1:A:104:ARG:CG	2:B:75:ILE:HG13	1	1.8
(1,37)	1:A:104:ARG:CG	2:B:75:ILE:HG21	1	1.8
(1,37)	1:A:104:ARG:CG	2:B:75:ILE:HG22	1	1.8
(1,37)	1:A:104:ARG:CG	2:B:75:ILE:HG23	1	1.8
(1,37)	1:A:104:ARG:CG	2:B:75:ILE:N	1	1.8
(1,37)	1:A:104:ARG:CG	2:B:75:ILE:O	1	1.8
(1,37)	1:A:104:ARG:CG	2:B:77:ALA:C	1	1.8
(1,37)	1:A:104:ARG:CG	2:B:77:ALA:CA	1	1.8
(1,37)	1:A:104:ARG:CG	2:B:77:ALA:CB	1	1.8
(1,37)	1:A:104:ARG:CG	2:B:77:ALA:H	1	1.8
(1,37)	1:A:104:ARG:CG	2:B:77:ALA:HA	1	1.8

*Continued on next page...*

*Continued from previous page...*

Key	Atom-1	Atom-2	Model ID	Violation (Å)
(1,37)	1:A:104:ARG:CG	2:B:77:ALA:HB1	1	1.8
(1,37)	1:A:104:ARG:CG	2:B:77:ALA:HB2	1	1.8
(1,37)	1:A:104:ARG:CG	2:B:77:ALA:HB3	1	1.8
(1,37)	1:A:104:ARG:CG	2:B:77:ALA:N	1	1.8
(1,37)	1:A:104:ARG:CG	2:B:77:ALA:O	1	1.8
(1,37)	1:A:104:ARG:CG	2:B:78:GLY:C	1	1.8
(1,37)	1:A:104:ARG:CG	2:B:78:GLY:CA	1	1.8
(1,37)	1:A:104:ARG:CG	2:B:78:GLY:H	1	1.8
(1,37)	1:A:104:ARG:CG	2:B:78:GLY:HA2	1	1.8
(1,37)	1:A:104:ARG:CG	2:B:78:GLY:HA3	1	1.8
(1,37)	1:A:104:ARG:CG	2:B:78:GLY:N	1	1.8
(1,37)	1:A:104:ARG:CG	2:B:78:GLY:O	1	1.8
(1,37)	1:A:104:ARG:CG	2:B:79:LYS:C	1	1.8
(1,37)	1:A:104:ARG:CG	2:B:79:LYS:CA	1	1.8
(1,37)	1:A:104:ARG:CG	2:B:79:LYS:CB	1	1.8
(1,37)	1:A:104:ARG:CG	2:B:79:LYS:CD	1	1.8
(1,37)	1:A:104:ARG:CG	2:B:79:LYS:CE	1	1.8
(1,37)	1:A:104:ARG:CG	2:B:79:LYS:CG	1	1.8
(1,37)	1:A:104:ARG:CG	2:B:79:LYS:H	1	1.8
(1,37)	1:A:104:ARG:CG	2:B:79:LYS:HA	1	1.8
(1,37)	1:A:104:ARG:CG	2:B:79:LYS:HB2	1	1.8
(1,37)	1:A:104:ARG:CG	2:B:79:LYS:HB3	1	1.8
(1,37)	1:A:104:ARG:CG	2:B:79:LYS:HD2	1	1.8
(1,37)	1:A:104:ARG:CG	2:B:79:LYS:HD3	1	1.8
(1,37)	1:A:104:ARG:CG	2:B:79:LYS:HE2	1	1.8
(1,37)	1:A:104:ARG:CG	2:B:79:LYS:HE3	1	1.8
(1,37)	1:A:104:ARG:CG	2:B:79:LYS:HG2	1	1.8
(1,37)	1:A:104:ARG:CG	2:B:79:LYS:HG3	1	1.8
(1,37)	1:A:104:ARG:CG	2:B:79:LYS:HZ1	1	1.8
(1,37)	1:A:104:ARG:CG	2:B:79:LYS:HZ2	1	1.8
(1,37)	1:A:104:ARG:CG	2:B:79:LYS:HZ3	1	1.8
(1,37)	1:A:104:ARG:CG	2:B:79:LYS:N	1	1.8
(1,37)	1:A:104:ARG:CG	2:B:79:LYS:NZ	1	1.8
(1,37)	1:A:104:ARG:CG	2:B:79:LYS:O	1	1.8
(1,37)	1:A:104:ARG:CG	2:B:80:ILE:C	1	1.8
(1,37)	1:A:104:ARG:CG	2:B:80:ILE:CA	1	1.8
(1,37)	1:A:104:ARG:CG	2:B:80:ILE:CB	1	1.8
(1,37)	1:A:104:ARG:CG	2:B:80:ILE:CD1	1	1.8
(1,37)	1:A:104:ARG:CG	2:B:80:ILE:CG1	1	1.8
(1,37)	1:A:104:ARG:CG	2:B:80:ILE:CG2	1	1.8
(1,37)	1:A:104:ARG:CG	2:B:80:ILE:H	1	1.8
(1,37)	1:A:104:ARG:CG	2:B:80:ILE:HA	1	1.8

*Continued on next page...*

*Continued from previous page...*

Key	Atom-1	Atom-2	Model ID	Violation (Å)
(1,37)	1:A:104:ARG:CG	2:B:80:ILE:HB	1	1.8
(1,37)	1:A:104:ARG:CG	2:B:80:ILE:HD11	1	1.8
(1,37)	1:A:104:ARG:CG	2:B:80:ILE:HD12	1	1.8
(1,37)	1:A:104:ARG:CG	2:B:80:ILE:HD13	1	1.8
(1,37)	1:A:104:ARG:CG	2:B:80:ILE:HG12	1	1.8
(1,37)	1:A:104:ARG:CG	2:B:80:ILE:HG13	1	1.8
(1,37)	1:A:104:ARG:CG	2:B:80:ILE:HG21	1	1.8
(1,37)	1:A:104:ARG:CG	2:B:80:ILE:HG22	1	1.8
(1,37)	1:A:104:ARG:CG	2:B:80:ILE:HG23	1	1.8
(1,37)	1:A:104:ARG:CG	2:B:80:ILE:N	1	1.8
(1,37)	1:A:104:ARG:CG	2:B:80:ILE:O	1	1.8
(1,37)	1:A:104:ARG:CG	2:B:84:GLN:C	1	1.8
(1,37)	1:A:104:ARG:CG	2:B:84:GLN:CA	1	1.8
(1,37)	1:A:104:ARG:CG	2:B:84:GLN:CB	1	1.8
(1,37)	1:A:104:ARG:CG	2:B:84:GLN:CD	1	1.8
(1,37)	1:A:104:ARG:CG	2:B:84:GLN:CG	1	1.8
(1,37)	1:A:104:ARG:CG	2:B:84:GLN:H	1	1.8
(1,37)	1:A:104:ARG:CG	2:B:84:GLN:HA	1	1.8
(1,37)	1:A:104:ARG:CG	2:B:84:GLN:HB2	1	1.8
(1,37)	1:A:104:ARG:CG	2:B:84:GLN:HB3	1	1.8
(1,37)	1:A:104:ARG:CG	2:B:84:GLN:HE21	1	1.8
(1,37)	1:A:104:ARG:CG	2:B:84:GLN:HE22	1	1.8
(1,37)	1:A:104:ARG:CG	2:B:84:GLN:HG2	1	1.8
(1,37)	1:A:104:ARG:CG	2:B:84:GLN:HG3	1	1.8
(1,37)	1:A:104:ARG:CG	2:B:84:GLN:N	1	1.8
(1,37)	1:A:104:ARG:CG	2:B:84:GLN:NE2	1	1.8
(1,37)	1:A:104:ARG:CG	2:B:84:GLN:O	1	1.8
(1,37)	1:A:104:ARG:CG	2:B:84:GLN:OE1	1	1.8
(1,37)	1:A:104:ARG:CG	2:B:97:THR:C	1	1.8
(1,37)	1:A:104:ARG:CG	2:B:97:THR:CA	1	1.8
(1,37)	1:A:104:ARG:CG	2:B:97:THR:CB	1	1.8
(1,37)	1:A:104:ARG:CG	2:B:97:THR:CG2	1	1.8
(1,37)	1:A:104:ARG:CG	2:B:97:THR:H	1	1.8
(1,37)	1:A:104:ARG:CG	2:B:97:THR:HA	1	1.8
(1,37)	1:A:104:ARG:CG	2:B:97:THR:HB	1	1.8
(1,37)	1:A:104:ARG:CG	2:B:97:THR:HG1	1	1.8
(1,37)	1:A:104:ARG:CG	2:B:97:THR:HG21	1	1.8
(1,37)	1:A:104:ARG:CG	2:B:97:THR:HG22	1	1.8
(1,37)	1:A:104:ARG:CG	2:B:97:THR:HG23	1	1.8
(1,37)	1:A:104:ARG:CG	2:B:97:THR:N	1	1.8
(1,37)	1:A:104:ARG:CG	2:B:97:THR:O	1	1.8
(1,37)	1:A:104:ARG:CG	2:B:97:THR:OG1	1	1.8

*Continued on next page...*

*Continued from previous page...*

Key	Atom-1	Atom-2	Model ID	Violation (Å)
(1,37)	1:A:104:ARG:CG	2:B:99:HIS:C	1	1.8
(1,37)	1:A:104:ARG:CG	2:B:99:HIS:CA	1	1.8
(1,37)	1:A:104:ARG:CG	2:B:99:HIS:CB	1	1.8
(1,37)	1:A:104:ARG:CG	2:B:99:HIS:CD2	1	1.8
(1,37)	1:A:104:ARG:CG	2:B:99:HIS:CE1	1	1.8
(1,37)	1:A:104:ARG:CG	2:B:99:HIS:CG	1	1.8
(1,37)	1:A:104:ARG:CG	2:B:99:HIS:H	1	1.8
(1,37)	1:A:104:ARG:CG	2:B:99:HIS:HA	1	1.8
(1,37)	1:A:104:ARG:CG	2:B:99:HIS:HB2	1	1.8
(1,37)	1:A:104:ARG:CG	2:B:99:HIS:HB3	1	1.8
(1,37)	1:A:104:ARG:CG	2:B:99:HIS:HD1	1	1.8
(1,37)	1:A:104:ARG:CG	2:B:99:HIS:HD2	1	1.8
(1,37)	1:A:104:ARG:CG	2:B:99:HIS:HE1	1	1.8
(1,37)	1:A:104:ARG:CG	2:B:99:HIS:HE2	1	1.8
(1,37)	1:A:104:ARG:CG	2:B:99:HIS:N	1	1.8
(1,37)	1:A:104:ARG:CG	2:B:99:HIS:ND1	1	1.8
(1,37)	1:A:104:ARG:CG	2:B:99:HIS:NE2	1	1.8
(1,37)	1:A:104:ARG:CG	2:B:99:HIS:O	1	1.8
(1,37)	1:A:104:ARG:CG	2:B:101:VAL:C	1	1.8
(1,37)	1:A:104:ARG:CG	2:B:101:VAL:CA	1	1.8
(1,37)	1:A:104:ARG:CG	2:B:101:VAL:CB	1	1.8
(1,37)	1:A:104:ARG:CG	2:B:101:VAL:CG1	1	1.8
(1,37)	1:A:104:ARG:CG	2:B:101:VAL:CG2	1	1.8
(1,37)	1:A:104:ARG:CG	2:B:101:VAL:H	1	1.8
(1,37)	1:A:104:ARG:CG	2:B:101:VAL:HA	1	1.8
(1,37)	1:A:104:ARG:CG	2:B:101:VAL:HB	1	1.8
(1,37)	1:A:104:ARG:CG	2:B:101:VAL:HG11	1	1.8
(1,37)	1:A:104:ARG:CG	2:B:101:VAL:HG12	1	1.8
(1,37)	1:A:104:ARG:CG	2:B:101:VAL:HG13	1	1.8
(1,37)	1:A:104:ARG:CG	2:B:101:VAL:HG21	1	1.8
(1,37)	1:A:104:ARG:CG	2:B:101:VAL:HG22	1	1.8
(1,37)	1:A:104:ARG:CG	2:B:101:VAL:HG23	1	1.8
(1,37)	1:A:104:ARG:CG	2:B:101:VAL:N	1	1.8
(1,37)	1:A:104:ARG:CG	2:B:101:VAL:O	1	1.8
(1,37)	1:A:104:ARG:CZ	2:B:75:ILE:C	1	1.8
(1,37)	1:A:104:ARG:CZ	2:B:75:ILE:CA	1	1.8
(1,37)	1:A:104:ARG:CZ	2:B:75:ILE:CB	1	1.8
(1,37)	1:A:104:ARG:CZ	2:B:75:ILE:CD1	1	1.8
(1,37)	1:A:104:ARG:CZ	2:B:75:ILE:CG1	1	1.8
(1,37)	1:A:104:ARG:CZ	2:B:75:ILE:CG2	1	1.8
(1,37)	1:A:104:ARG:CZ	2:B:75:ILE:H	1	1.8
(1,37)	1:A:104:ARG:CZ	2:B:75:ILE:HA	1	1.8

*Continued on next page...*

*Continued from previous page...*

Key	Atom-1	Atom-2	Model ID	Violation (Å)
(1,37)	1:A:104:ARG:CZ	2:B:75:ILE:HB	1	1.8
(1,37)	1:A:104:ARG:CZ	2:B:75:ILE:HD11	1	1.8
(1,37)	1:A:104:ARG:CZ	2:B:75:ILE:HD12	1	1.8
(1,37)	1:A:104:ARG:CZ	2:B:75:ILE:HD13	1	1.8
(1,37)	1:A:104:ARG:CZ	2:B:75:ILE:HG12	1	1.8
(1,37)	1:A:104:ARG:CZ	2:B:75:ILE:HG13	1	1.8
(1,37)	1:A:104:ARG:CZ	2:B:75:ILE:HG21	1	1.8
(1,37)	1:A:104:ARG:CZ	2:B:75:ILE:HG22	1	1.8
(1,37)	1:A:104:ARG:CZ	2:B:75:ILE:HG23	1	1.8
(1,37)	1:A:104:ARG:CZ	2:B:75:ILE:N	1	1.8
(1,37)	1:A:104:ARG:CZ	2:B:75:ILE:O	1	1.8
(1,37)	1:A:104:ARG:CZ	2:B:77:ALA:C	1	1.8
(1,37)	1:A:104:ARG:CZ	2:B:77:ALA:CA	1	1.8
(1,37)	1:A:104:ARG:CZ	2:B:77:ALA:CB	1	1.8
(1,37)	1:A:104:ARG:CZ	2:B:77:ALA:H	1	1.8
(1,37)	1:A:104:ARG:CZ	2:B:77:ALA:HA	1	1.8
(1,37)	1:A:104:ARG:CZ	2:B:77:ALA:HB1	1	1.8
(1,37)	1:A:104:ARG:CZ	2:B:77:ALA:HB2	1	1.8
(1,37)	1:A:104:ARG:CZ	2:B:77:ALA:HB3	1	1.8
(1,37)	1:A:104:ARG:CZ	2:B:77:ALA:N	1	1.8
(1,37)	1:A:104:ARG:CZ	2:B:77:ALA:O	1	1.8
(1,37)	1:A:104:ARG:CZ	2:B:78:GLY:C	1	1.8
(1,37)	1:A:104:ARG:CZ	2:B:78:GLY:CA	1	1.8
(1,37)	1:A:104:ARG:CZ	2:B:78:GLY:H	1	1.8
(1,37)	1:A:104:ARG:CZ	2:B:78:GLY:HA2	1	1.8
(1,37)	1:A:104:ARG:CZ	2:B:78:GLY:HA3	1	1.8
(1,37)	1:A:104:ARG:CZ	2:B:78:GLY:N	1	1.8
(1,37)	1:A:104:ARG:CZ	2:B:78:GLY:O	1	1.8
(1,37)	1:A:104:ARG:CZ	2:B:79:LYS:C	1	1.8
(1,37)	1:A:104:ARG:CZ	2:B:79:LYS:CA	1	1.8
(1,37)	1:A:104:ARG:CZ	2:B:79:LYS:CB	1	1.8
(1,37)	1:A:104:ARG:CZ	2:B:79:LYS:CD	1	1.8
(1,37)	1:A:104:ARG:CZ	2:B:79:LYS:CE	1	1.8
(1,37)	1:A:104:ARG:CZ	2:B:79:LYS:CG	1	1.8
(1,37)	1:A:104:ARG:CZ	2:B:79:LYS:H	1	1.8
(1,37)	1:A:104:ARG:CZ	2:B:79:LYS:HA	1	1.8
(1,37)	1:A:104:ARG:CZ	2:B:79:LYS:HB2	1	1.8
(1,37)	1:A:104:ARG:CZ	2:B:79:LYS:HB3	1	1.8
(1,37)	1:A:104:ARG:CZ	2:B:79:LYS:HD2	1	1.8
(1,37)	1:A:104:ARG:CZ	2:B:79:LYS:HD3	1	1.8
(1,37)	1:A:104:ARG:CZ	2:B:79:LYS:HE2	1	1.8
(1,37)	1:A:104:ARG:CZ	2:B:79:LYS:HE3	1	1.8

*Continued on next page...*

*Continued from previous page...*

Key	Atom-1	Atom-2	Model ID	Violation (Å)
(1,37)	1:A:104:ARG:CZ	2:B:79:LYS:HG2	1	1.8
(1,37)	1:A:104:ARG:CZ	2:B:79:LYS:HG3	1	1.8
(1,37)	1:A:104:ARG:CZ	2:B:79:LYS:HZ1	1	1.8
(1,37)	1:A:104:ARG:CZ	2:B:79:LYS:HZ2	1	1.8
(1,37)	1:A:104:ARG:CZ	2:B:79:LYS:HZ3	1	1.8
(1,37)	1:A:104:ARG:CZ	2:B:79:LYS:N	1	1.8
(1,37)	1:A:104:ARG:CZ	2:B:79:LYS:NZ	1	1.8
(1,37)	1:A:104:ARG:CZ	2:B:79:LYS:O	1	1.8
(1,37)	1:A:104:ARG:CZ	2:B:80:ILE:C	1	1.8
(1,37)	1:A:104:ARG:CZ	2:B:80:ILE:CA	1	1.8
(1,37)	1:A:104:ARG:CZ	2:B:80:ILE:CB	1	1.8
(1,37)	1:A:104:ARG:CZ	2:B:80:ILE:CD1	1	1.8
(1,37)	1:A:104:ARG:CZ	2:B:80:ILE:CG1	1	1.8
(1,37)	1:A:104:ARG:CZ	2:B:80:ILE:CG2	1	1.8
(1,37)	1:A:104:ARG:CZ	2:B:80:ILE:H	1	1.8
(1,37)	1:A:104:ARG:CZ	2:B:80:ILE:HA	1	1.8
(1,37)	1:A:104:ARG:CZ	2:B:80:ILE:HB	1	1.8
(1,37)	1:A:104:ARG:CZ	2:B:80:ILE:HD11	1	1.8
(1,37)	1:A:104:ARG:CZ	2:B:80:ILE:HD12	1	1.8
(1,37)	1:A:104:ARG:CZ	2:B:80:ILE:HD13	1	1.8
(1,37)	1:A:104:ARG:CZ	2:B:80:ILE:HG12	1	1.8
(1,37)	1:A:104:ARG:CZ	2:B:80:ILE:HG13	1	1.8
(1,37)	1:A:104:ARG:CZ	2:B:80:ILE:HG21	1	1.8
(1,37)	1:A:104:ARG:CZ	2:B:80:ILE:HG22	1	1.8
(1,37)	1:A:104:ARG:CZ	2:B:80:ILE:HG23	1	1.8
(1,37)	1:A:104:ARG:CZ	2:B:80:ILE:N	1	1.8
(1,37)	1:A:104:ARG:CZ	2:B:80:ILE:O	1	1.8
(1,37)	1:A:104:ARG:CZ	2:B:84:GLN:C	1	1.8
(1,37)	1:A:104:ARG:CZ	2:B:84:GLN:CA	1	1.8
(1,37)	1:A:104:ARG:CZ	2:B:84:GLN:CB	1	1.8
(1,37)	1:A:104:ARG:CZ	2:B:84:GLN:CD	1	1.8
(1,37)	1:A:104:ARG:CZ	2:B:84:GLN:CG	1	1.8
(1,37)	1:A:104:ARG:CZ	2:B:84:GLN:H	1	1.8
(1,37)	1:A:104:ARG:CZ	2:B:84:GLN:HA	1	1.8
(1,37)	1:A:104:ARG:CZ	2:B:84:GLN:HB2	1	1.8
(1,37)	1:A:104:ARG:CZ	2:B:84:GLN:HB3	1	1.8
(1,37)	1:A:104:ARG:CZ	2:B:84:GLN:HE21	1	1.8
(1,37)	1:A:104:ARG:CZ	2:B:84:GLN:HE22	1	1.8
(1,37)	1:A:104:ARG:CZ	2:B:84:GLN:HG2	1	1.8
(1,37)	1:A:104:ARG:CZ	2:B:84:GLN:HG3	1	1.8
(1,37)	1:A:104:ARG:CZ	2:B:84:GLN:N	1	1.8
(1,37)	1:A:104:ARG:CZ	2:B:84:GLN:NE2	1	1.8

*Continued on next page...*

*Continued from previous page...*

Key	Atom-1	Atom-2	Model ID	Violation (Å)
(1,37)	1:A:104:ARG:CZ	2:B:84:GLN:O	1	1.8
(1,37)	1:A:104:ARG:CZ	2:B:84:GLN:OE1	1	1.8
(1,37)	1:A:104:ARG:CZ	2:B:97:THR:C	1	1.8
(1,37)	1:A:104:ARG:CZ	2:B:97:THR:CA	1	1.8
(1,37)	1:A:104:ARG:CZ	2:B:97:THR:CB	1	1.8
(1,37)	1:A:104:ARG:CZ	2:B:97:THR:CG2	1	1.8
(1,37)	1:A:104:ARG:CZ	2:B:97:THR:H	1	1.8
(1,37)	1:A:104:ARG:CZ	2:B:97:THR:HA	1	1.8
(1,37)	1:A:104:ARG:CZ	2:B:97:THR:HB	1	1.8
(1,37)	1:A:104:ARG:CZ	2:B:97:THR:HG1	1	1.8
(1,37)	1:A:104:ARG:CZ	2:B:97:THR:HG21	1	1.8
(1,37)	1:A:104:ARG:CZ	2:B:97:THR:HG22	1	1.8
(1,37)	1:A:104:ARG:CZ	2:B:97:THR:HG23	1	1.8
(1,37)	1:A:104:ARG:CZ	2:B:97:THR:N	1	1.8
(1,37)	1:A:104:ARG:CZ	2:B:97:THR:O	1	1.8
(1,37)	1:A:104:ARG:CZ	2:B:97:THR:OG1	1	1.8
(1,37)	1:A:104:ARG:CZ	2:B:99:HIS:C	1	1.8
(1,37)	1:A:104:ARG:CZ	2:B:99:HIS:CA	1	1.8
(1,37)	1:A:104:ARG:CZ	2:B:99:HIS:CB	1	1.8
(1,37)	1:A:104:ARG:CZ	2:B:99:HIS:CD2	1	1.8
(1,37)	1:A:104:ARG:CZ	2:B:99:HIS:CE1	1	1.8
(1,37)	1:A:104:ARG:CZ	2:B:99:HIS:CG	1	1.8
(1,37)	1:A:104:ARG:CZ	2:B:99:HIS:H	1	1.8
(1,37)	1:A:104:ARG:CZ	2:B:99:HIS:HA	1	1.8
(1,37)	1:A:104:ARG:CZ	2:B:99:HIS:HB2	1	1.8
(1,37)	1:A:104:ARG:CZ	2:B:99:HIS:HB3	1	1.8
(1,37)	1:A:104:ARG:CZ	2:B:99:HIS:HD1	1	1.8
(1,37)	1:A:104:ARG:CZ	2:B:99:HIS:HD2	1	1.8
(1,37)	1:A:104:ARG:CZ	2:B:99:HIS:HE1	1	1.8
(1,37)	1:A:104:ARG:CZ	2:B:99:HIS:HE2	1	1.8
(1,37)	1:A:104:ARG:CZ	2:B:99:HIS:N	1	1.8
(1,37)	1:A:104:ARG:CZ	2:B:99:HIS:ND1	1	1.8
(1,37)	1:A:104:ARG:CZ	2:B:99:HIS:NE2	1	1.8
(1,37)	1:A:104:ARG:CZ	2:B:99:HIS:O	1	1.8
(1,37)	1:A:104:ARG:CZ	2:B:101:VAL:C	1	1.8
(1,37)	1:A:104:ARG:CZ	2:B:101:VAL:CA	1	1.8
(1,37)	1:A:104:ARG:CZ	2:B:101:VAL:CB	1	1.8
(1,37)	1:A:104:ARG:CZ	2:B:101:VAL:CG1	1	1.8
(1,37)	1:A:104:ARG:CZ	2:B:101:VAL:CG2	1	1.8
(1,37)	1:A:104:ARG:CZ	2:B:101:VAL:H	1	1.8
(1,37)	1:A:104:ARG:CZ	2:B:101:VAL:HA	1	1.8
(1,37)	1:A:104:ARG:CZ	2:B:101:VAL:HB	1	1.8

*Continued on next page...*

*Continued from previous page...*

Key	Atom-1	Atom-2	Model ID	Violation (Å)
(1,37)	1:A:104:ARG:CZ	2:B:101:VAL:HG11	1	1.8
(1,37)	1:A:104:ARG:CZ	2:B:101:VAL:HG12	1	1.8
(1,37)	1:A:104:ARG:CZ	2:B:101:VAL:HG13	1	1.8
(1,37)	1:A:104:ARG:CZ	2:B:101:VAL:HG21	1	1.8
(1,37)	1:A:104:ARG:CZ	2:B:101:VAL:HG22	1	1.8
(1,37)	1:A:104:ARG:CZ	2:B:101:VAL:HG23	1	1.8
(1,37)	1:A:104:ARG:CZ	2:B:101:VAL:N	1	1.8
(1,37)	1:A:104:ARG:CZ	2:B:101:VAL:O	1	1.8
(1,37)	1:A:104:ARG:H	2:B:75:ILE:C	1	1.8
(1,37)	1:A:104:ARG:H	2:B:75:ILE:CA	1	1.8
(1,37)	1:A:104:ARG:H	2:B:75:ILE:CB	1	1.8
(1,37)	1:A:104:ARG:H	2:B:75:ILE:CD1	1	1.8
(1,37)	1:A:104:ARG:H	2:B:75:ILE:CG1	1	1.8
(1,37)	1:A:104:ARG:H	2:B:75:ILE:CG2	1	1.8
(1,37)	1:A:104:ARG:H	2:B:75:ILE:H	1	1.8
(1,37)	1:A:104:ARG:H	2:B:75:ILE:HA	1	1.8
(1,37)	1:A:104:ARG:H	2:B:75:ILE:HB	1	1.8
(1,37)	1:A:104:ARG:H	2:B:75:ILE:HD11	1	1.8
(1,37)	1:A:104:ARG:H	2:B:75:ILE:HD12	1	1.8
(1,37)	1:A:104:ARG:H	2:B:75:ILE:HD13	1	1.8
(1,37)	1:A:104:ARG:H	2:B:75:ILE:HG12	1	1.8
(1,37)	1:A:104:ARG:H	2:B:75:ILE:HG13	1	1.8
(1,37)	1:A:104:ARG:H	2:B:75:ILE:HG21	1	1.8
(1,37)	1:A:104:ARG:H	2:B:75:ILE:HG22	1	1.8
(1,37)	1:A:104:ARG:H	2:B:75:ILE:HG23	1	1.8
(1,37)	1:A:104:ARG:H	2:B:75:ILE:N	1	1.8
(1,37)	1:A:104:ARG:H	2:B:75:ILE:O	1	1.8
(1,37)	1:A:104:ARG:H	2:B:77:ALA:C	1	1.8
(1,37)	1:A:104:ARG:H	2:B:77:ALA:CA	1	1.8
(1,37)	1:A:104:ARG:H	2:B:77:ALA:CB	1	1.8
(1,37)	1:A:104:ARG:H	2:B:77:ALA:H	1	1.8
(1,37)	1:A:104:ARG:H	2:B:77:ALA:HA	1	1.8
(1,37)	1:A:104:ARG:H	2:B:77:ALA:HB1	1	1.8
(1,37)	1:A:104:ARG:H	2:B:77:ALA:HB2	1	1.8
(1,37)	1:A:104:ARG:H	2:B:77:ALA:HB3	1	1.8
(1,37)	1:A:104:ARG:H	2:B:77:ALA:N	1	1.8
(1,37)	1:A:104:ARG:H	2:B:77:ALA:O	1	1.8
(1,37)	1:A:104:ARG:H	2:B:78:GLY:C	1	1.8
(1,37)	1:A:104:ARG:H	2:B:78:GLY:CA	1	1.8
(1,37)	1:A:104:ARG:H	2:B:78:GLY:H	1	1.8
(1,37)	1:A:104:ARG:H	2:B:78:GLY:HA2	1	1.8
(1,37)	1:A:104:ARG:H	2:B:78:GLY:HA3	1	1.8

*Continued on next page...*



*Continued from previous page...*

Key	Atom-1	Atom-2	Model ID	Violation (Å)
(1,37)	1:A:104:ARG:H	2:B:78:GLY:N	1	1.8
(1,37)	1:A:104:ARG:H	2:B:78:GLY:O	1	1.8
(1,37)	1:A:104:ARG:H	2:B:79:LYS:C	1	1.8
(1,37)	1:A:104:ARG:H	2:B:79:LYS:CA	1	1.8
(1,37)	1:A:104:ARG:H	2:B:79:LYS:CB	1	1.8
(1,37)	1:A:104:ARG:H	2:B:79:LYS:CD	1	1.8
(1,37)	1:A:104:ARG:H	2:B:79:LYS:CE	1	1.8
(1,37)	1:A:104:ARG:H	2:B:79:LYS:CG	1	1.8
(1,37)	1:A:104:ARG:H	2:B:79:LYS:H	1	1.8
(1,37)	1:A:104:ARG:H	2:B:79:LYS:HA	1	1.8
(1,37)	1:A:104:ARG:H	2:B:79:LYS:HB2	1	1.8
(1,37)	1:A:104:ARG:H	2:B:79:LYS:HB3	1	1.8
(1,37)	1:A:104:ARG:H	2:B:79:LYS:HD2	1	1.8
(1,37)	1:A:104:ARG:H	2:B:79:LYS:HD3	1	1.8
(1,37)	1:A:104:ARG:H	2:B:79:LYS:HE2	1	1.8
(1,37)	1:A:104:ARG:H	2:B:79:LYS:HE3	1	1.8
(1,37)	1:A:104:ARG:H	2:B:79:LYS:HG2	1	1.8
(1,37)	1:A:104:ARG:H	2:B:79:LYS:HG3	1	1.8
(1,37)	1:A:104:ARG:H	2:B:79:LYS:HZ1	1	1.8
(1,37)	1:A:104:ARG:H	2:B:79:LYS:HZ2	1	1.8
(1,37)	1:A:104:ARG:H	2:B:79:LYS:HZ3	1	1.8
(1,37)	1:A:104:ARG:H	2:B:79:LYS:N	1	1.8
(1,37)	1:A:104:ARG:H	2:B:79:LYS:NZ	1	1.8
(1,37)	1:A:104:ARG:H	2:B:79:LYS:O	1	1.8
(1,37)	1:A:104:ARG:H	2:B:80:ILE:C	1	1.8
(1,37)	1:A:104:ARG:H	2:B:80:ILE:CA	1	1.8
(1,37)	1:A:104:ARG:H	2:B:80:ILE:CB	1	1.8
(1,37)	1:A:104:ARG:H	2:B:80:ILE:CD1	1	1.8
(1,37)	1:A:104:ARG:H	2:B:80:ILE:CG1	1	1.8
(1,37)	1:A:104:ARG:H	2:B:80:ILE:CG2	1	1.8
(1,37)	1:A:104:ARG:H	2:B:80:ILE:H	1	1.8
(1,37)	1:A:104:ARG:H	2:B:80:ILE:HA	1	1.8
(1,37)	1:A:104:ARG:H	2:B:80:ILE:HB	1	1.8
(1,37)	1:A:104:ARG:H	2:B:80:ILE:HD11	1	1.8
(1,37)	1:A:104:ARG:H	2:B:80:ILE:HD12	1	1.8
(1,37)	1:A:104:ARG:H	2:B:80:ILE:HD13	1	1.8
(1,37)	1:A:104:ARG:H	2:B:80:ILE:HG12	1	1.8
(1,37)	1:A:104:ARG:H	2:B:80:ILE:HG13	1	1.8
(1,37)	1:A:104:ARG:H	2:B:80:ILE:HG21	1	1.8
(1,37)	1:A:104:ARG:H	2:B:80:ILE:HG22	1	1.8
(1,37)	1:A:104:ARG:H	2:B:80:ILE:HG23	1	1.8
(1,37)	1:A:104:ARG:H	2:B:80:ILE:N	1	1.8

*Continued on next page...*

*Continued from previous page...*

Key	Atom-1	Atom-2	Model ID	Violation (Å)
(1,37)	1:A:104:ARG:H	2:B:80:ILE:O	1	1.8
(1,37)	1:A:104:ARG:H	2:B:84:GLN:C	1	1.8
(1,37)	1:A:104:ARG:H	2:B:84:GLN:CA	1	1.8
(1,37)	1:A:104:ARG:H	2:B:84:GLN:CB	1	1.8
(1,37)	1:A:104:ARG:H	2:B:84:GLN:CD	1	1.8
(1,37)	1:A:104:ARG:H	2:B:84:GLN:CG	1	1.8
(1,37)	1:A:104:ARG:H	2:B:84:GLN:H	1	1.8
(1,37)	1:A:104:ARG:H	2:B:84:GLN:HA	1	1.8
(1,37)	1:A:104:ARG:H	2:B:84:GLN:HB2	1	1.8
(1,37)	1:A:104:ARG:H	2:B:84:GLN:HB3	1	1.8
(1,37)	1:A:104:ARG:H	2:B:84:GLN:HE21	1	1.8
(1,37)	1:A:104:ARG:H	2:B:84:GLN:HE22	1	1.8
(1,37)	1:A:104:ARG:H	2:B:84:GLN:HG2	1	1.8
(1,37)	1:A:104:ARG:H	2:B:84:GLN:HG3	1	1.8
(1,37)	1:A:104:ARG:H	2:B:84:GLN:N	1	1.8
(1,37)	1:A:104:ARG:H	2:B:84:GLN:NE2	1	1.8
(1,37)	1:A:104:ARG:H	2:B:84:GLN:O	1	1.8
(1,37)	1:A:104:ARG:H	2:B:84:GLN:OE1	1	1.8
(1,37)	1:A:104:ARG:H	2:B:97:THR:C	1	1.8
(1,37)	1:A:104:ARG:H	2:B:97:THR:CA	1	1.8
(1,37)	1:A:104:ARG:H	2:B:97:THR:CB	1	1.8
(1,37)	1:A:104:ARG:H	2:B:97:THR:CG2	1	1.8
(1,37)	1:A:104:ARG:H	2:B:97:THR:H	1	1.8
(1,37)	1:A:104:ARG:H	2:B:97:THR:HA	1	1.8
(1,37)	1:A:104:ARG:H	2:B:97:THR:HB	1	1.8
(1,37)	1:A:104:ARG:H	2:B:97:THR:HG1	1	1.8
(1,37)	1:A:104:ARG:H	2:B:97:THR:HG21	1	1.8
(1,37)	1:A:104:ARG:H	2:B:97:THR:HG22	1	1.8
(1,37)	1:A:104:ARG:H	2:B:97:THR:HG23	1	1.8
(1,37)	1:A:104:ARG:H	2:B:97:THR:N	1	1.8
(1,37)	1:A:104:ARG:H	2:B:97:THR:O	1	1.8
(1,37)	1:A:104:ARG:H	2:B:97:THR:OG1	1	1.8
(1,37)	1:A:104:ARG:H	2:B:99:HIS:C	1	1.8
(1,37)	1:A:104:ARG:H	2:B:99:HIS:CA	1	1.8
(1,37)	1:A:104:ARG:H	2:B:99:HIS:CB	1	1.8
(1,37)	1:A:104:ARG:H	2:B:99:HIS:CD2	1	1.8
(1,37)	1:A:104:ARG:H	2:B:99:HIS:CE1	1	1.8
(1,37)	1:A:104:ARG:H	2:B:99:HIS:CG	1	1.8
(1,37)	1:A:104:ARG:H	2:B:99:HIS:H	1	1.8
(1,37)	1:A:104:ARG:H	2:B:99:HIS:HA	1	1.8
(1,37)	1:A:104:ARG:H	2:B:99:HIS:HB2	1	1.8
(1,37)	1:A:104:ARG:H	2:B:99:HIS:HB3	1	1.8

*Continued on next page...*

*Continued from previous page...*

Key	Atom-1	Atom-2	Model ID	Violation (Å)
(1,37)	1:A:104:ARG:H	2:B:99:HIS:HD1	1	1.8
(1,37)	1:A:104:ARG:H	2:B:99:HIS:HD2	1	1.8
(1,37)	1:A:104:ARG:H	2:B:99:HIS:HE1	1	1.8
(1,37)	1:A:104:ARG:H	2:B:99:HIS:HE2	1	1.8
(1,37)	1:A:104:ARG:H	2:B:99:HIS:N	1	1.8
(1,37)	1:A:104:ARG:H	2:B:99:HIS:ND1	1	1.8
(1,37)	1:A:104:ARG:H	2:B:99:HIS:NE2	1	1.8
(1,37)	1:A:104:ARG:H	2:B:99:HIS:O	1	1.8
(1,37)	1:A:104:ARG:H	2:B:101:VAL:C	1	1.8
(1,37)	1:A:104:ARG:H	2:B:101:VAL:CA	1	1.8
(1,37)	1:A:104:ARG:H	2:B:101:VAL:CB	1	1.8
(1,37)	1:A:104:ARG:H	2:B:101:VAL:CG1	1	1.8
(1,37)	1:A:104:ARG:H	2:B:101:VAL:CG2	1	1.8
(1,37)	1:A:104:ARG:H	2:B:101:VAL:H	1	1.8
(1,37)	1:A:104:ARG:H	2:B:101:VAL:HA	1	1.8
(1,37)	1:A:104:ARG:H	2:B:101:VAL:HB	1	1.8
(1,37)	1:A:104:ARG:H	2:B:101:VAL:HG11	1	1.8
(1,37)	1:A:104:ARG:H	2:B:101:VAL:HG12	1	1.8
(1,37)	1:A:104:ARG:H	2:B:101:VAL:HG13	1	1.8
(1,37)	1:A:104:ARG:H	2:B:101:VAL:HG21	1	1.8
(1,37)	1:A:104:ARG:H	2:B:101:VAL:HG22	1	1.8
(1,37)	1:A:104:ARG:H	2:B:101:VAL:HG23	1	1.8
(1,37)	1:A:104:ARG:H	2:B:101:VAL:N	1	1.8
(1,37)	1:A:104:ARG:H	2:B:101:VAL:O	1	1.8
(1,37)	1:A:104:ARG:HA	2:B:75:ILE:C	1	1.8
(1,37)	1:A:104:ARG:HA	2:B:75:ILE:CA	1	1.8
(1,37)	1:A:104:ARG:HA	2:B:75:ILE:CB	1	1.8
(1,37)	1:A:104:ARG:HA	2:B:75:ILE:CD1	1	1.8
(1,37)	1:A:104:ARG:HA	2:B:75:ILE:CG1	1	1.8
(1,37)	1:A:104:ARG:HA	2:B:75:ILE:CG2	1	1.8
(1,37)	1:A:104:ARG:HA	2:B:75:ILE:H	1	1.8
(1,37)	1:A:104:ARG:HA	2:B:75:ILE:HA	1	1.8
(1,37)	1:A:104:ARG:HA	2:B:75:ILE:HB	1	1.8
(1,37)	1:A:104:ARG:HA	2:B:75:ILE:HD11	1	1.8
(1,37)	1:A:104:ARG:HA	2:B:75:ILE:HD12	1	1.8
(1,37)	1:A:104:ARG:HA	2:B:75:ILE:HD13	1	1.8
(1,37)	1:A:104:ARG:HA	2:B:75:ILE:HG12	1	1.8
(1,37)	1:A:104:ARG:HA	2:B:75:ILE:HG13	1	1.8
(1,37)	1:A:104:ARG:HA	2:B:75:ILE:HG21	1	1.8
(1,37)	1:A:104:ARG:HA	2:B:75:ILE:HG22	1	1.8
(1,37)	1:A:104:ARG:HA	2:B:75:ILE:HG23	1	1.8
(1,37)	1:A:104:ARG:HA	2:B:75:ILE:N	1	1.8

*Continued on next page...*

*Continued from previous page...*

Key	Atom-1	Atom-2	Model ID	Violation (Å)
(1,37)	1:A:104:ARG:HA	2:B:75:ILE:O	1	1.8
(1,37)	1:A:104:ARG:HA	2:B:77:ALA:C	1	1.8
(1,37)	1:A:104:ARG:HA	2:B:77:ALA:CA	1	1.8
(1,37)	1:A:104:ARG:HA	2:B:77:ALA:CB	1	1.8
(1,37)	1:A:104:ARG:HA	2:B:77:ALA:H	1	1.8
(1,37)	1:A:104:ARG:HA	2:B:77:ALA:HA	1	1.8
(1,37)	1:A:104:ARG:HA	2:B:77:ALA:HB1	1	1.8
(1,37)	1:A:104:ARG:HA	2:B:77:ALA:HB2	1	1.8
(1,37)	1:A:104:ARG:HA	2:B:77:ALA:HB3	1	1.8
(1,37)	1:A:104:ARG:HA	2:B:77:ALA:N	1	1.8
(1,37)	1:A:104:ARG:HA	2:B:77:ALA:O	1	1.8
(1,37)	1:A:104:ARG:HA	2:B:78:GLY:C	1	1.8
(1,37)	1:A:104:ARG:HA	2:B:78:GLY:CA	1	1.8
(1,37)	1:A:104:ARG:HA	2:B:78:GLY:H	1	1.8
(1,37)	1:A:104:ARG:HA	2:B:78:GLY:HA2	1	1.8
(1,37)	1:A:104:ARG:HA	2:B:78:GLY:HA3	1	1.8
(1,37)	1:A:104:ARG:HA	2:B:78:GLY:N	1	1.8
(1,37)	1:A:104:ARG:HA	2:B:78:GLY:O	1	1.8
(1,37)	1:A:104:ARG:HA	2:B:79:LYS:C	1	1.8
(1,37)	1:A:104:ARG:HA	2:B:79:LYS:CA	1	1.8
(1,37)	1:A:104:ARG:HA	2:B:79:LYS:CB	1	1.8
(1,37)	1:A:104:ARG:HA	2:B:79:LYS:CD	1	1.8
(1,37)	1:A:104:ARG:HA	2:B:79:LYS:CE	1	1.8
(1,37)	1:A:104:ARG:HA	2:B:79:LYS:CG	1	1.8
(1,37)	1:A:104:ARG:HA	2:B:79:LYS:H	1	1.8
(1,37)	1:A:104:ARG:HA	2:B:79:LYS:HA	1	1.8
(1,37)	1:A:104:ARG:HA	2:B:79:LYS:HB2	1	1.8
(1,37)	1:A:104:ARG:HA	2:B:79:LYS:HB3	1	1.8
(1,37)	1:A:104:ARG:HA	2:B:79:LYS:HD2	1	1.8
(1,37)	1:A:104:ARG:HA	2:B:79:LYS:HD3	1	1.8
(1,37)	1:A:104:ARG:HA	2:B:79:LYS:HE2	1	1.8
(1,37)	1:A:104:ARG:HA	2:B:79:LYS:HE3	1	1.8
(1,37)	1:A:104:ARG:HA	2:B:79:LYS:HG2	1	1.8
(1,37)	1:A:104:ARG:HA	2:B:79:LYS:HG3	1	1.8
(1,37)	1:A:104:ARG:HA	2:B:79:LYS:HZ1	1	1.8
(1,37)	1:A:104:ARG:HA	2:B:79:LYS:HZ2	1	1.8
(1,37)	1:A:104:ARG:HA	2:B:79:LYS:HZ3	1	1.8
(1,37)	1:A:104:ARG:HA	2:B:79:LYS:N	1	1.8
(1,37)	1:A:104:ARG:HA	2:B:79:LYS:NZ	1	1.8
(1,37)	1:A:104:ARG:HA	2:B:79:LYS:O	1	1.8
(1,37)	1:A:104:ARG:HA	2:B:80:ILE:C	1	1.8
(1,37)	1:A:104:ARG:HA	2:B:80:ILE:CA	1	1.8

*Continued on next page...*

*Continued from previous page...*

Key	Atom-1	Atom-2	Model ID	Violation (Å)
(1,37)	1:A:104:ARG:HA	2:B:80:ILE:CB	1	1.8
(1,37)	1:A:104:ARG:HA	2:B:80:ILE:CD1	1	1.8
(1,37)	1:A:104:ARG:HA	2:B:80:ILE:CG1	1	1.8
(1,37)	1:A:104:ARG:HA	2:B:80:ILE:CG2	1	1.8
(1,37)	1:A:104:ARG:HA	2:B:80:ILE:H	1	1.8
(1,37)	1:A:104:ARG:HA	2:B:80:ILE:HA	1	1.8
(1,37)	1:A:104:ARG:HA	2:B:80:ILE:HB	1	1.8
(1,37)	1:A:104:ARG:HA	2:B:80:ILE:HD11	1	1.8
(1,37)	1:A:104:ARG:HA	2:B:80:ILE:HD12	1	1.8
(1,37)	1:A:104:ARG:HA	2:B:80:ILE:HD13	1	1.8
(1,37)	1:A:104:ARG:HA	2:B:80:ILE:HG12	1	1.8
(1,37)	1:A:104:ARG:HA	2:B:80:ILE:HG13	1	1.8
(1,37)	1:A:104:ARG:HA	2:B:80:ILE:HG21	1	1.8
(1,37)	1:A:104:ARG:HA	2:B:80:ILE:HG22	1	1.8
(1,37)	1:A:104:ARG:HA	2:B:80:ILE:HG23	1	1.8
(1,37)	1:A:104:ARG:HA	2:B:80:ILE:N	1	1.8
(1,37)	1:A:104:ARG:HA	2:B:80:ILE:O	1	1.8
(1,37)	1:A:104:ARG:HA	2:B:84:GLN:C	1	1.8
(1,37)	1:A:104:ARG:HA	2:B:84:GLN:CA	1	1.8
(1,37)	1:A:104:ARG:HA	2:B:84:GLN:CB	1	1.8
(1,37)	1:A:104:ARG:HA	2:B:84:GLN:CD	1	1.8
(1,37)	1:A:104:ARG:HA	2:B:84:GLN:CG	1	1.8
(1,37)	1:A:104:ARG:HA	2:B:84:GLN:H	1	1.8
(1,37)	1:A:104:ARG:HA	2:B:84:GLN:HA	1	1.8
(1,37)	1:A:104:ARG:HA	2:B:84:GLN:HB2	1	1.8
(1,37)	1:A:104:ARG:HA	2:B:84:GLN:HB3	1	1.8
(1,37)	1:A:104:ARG:HA	2:B:84:GLN:HE21	1	1.8
(1,37)	1:A:104:ARG:HA	2:B:84:GLN:HE22	1	1.8
(1,37)	1:A:104:ARG:HA	2:B:84:GLN:HG2	1	1.8
(1,37)	1:A:104:ARG:HA	2:B:84:GLN:HG3	1	1.8
(1,37)	1:A:104:ARG:HA	2:B:84:GLN:N	1	1.8
(1,37)	1:A:104:ARG:HA	2:B:84:GLN:NE2	1	1.8
(1,37)	1:A:104:ARG:HA	2:B:84:GLN:O	1	1.8
(1,37)	1:A:104:ARG:HA	2:B:84:GLN:OE1	1	1.8
(1,37)	1:A:104:ARG:HA	2:B:97:THR:C	1	1.8
(1,37)	1:A:104:ARG:HA	2:B:97:THR:CA	1	1.8
(1,37)	1:A:104:ARG:HA	2:B:97:THR:CB	1	1.8
(1,37)	1:A:104:ARG:HA	2:B:97:THR:CG2	1	1.8
(1,37)	1:A:104:ARG:HA	2:B:97:THR:H	1	1.8
(1,37)	1:A:104:ARG:HA	2:B:97:THR:HA	1	1.8
(1,37)	1:A:104:ARG:HA	2:B:97:THR:HB	1	1.8
(1,37)	1:A:104:ARG:HA	2:B:97:THR:HG1	1	1.8

*Continued on next page...*

*Continued from previous page...*

Key	Atom-1	Atom-2	Model ID	Violation (Å)
(1,37)	1:A:104:ARG:HA	2:B:97:THR:HG21	1	1.8
(1,37)	1:A:104:ARG:HA	2:B:97:THR:HG22	1	1.8
(1,37)	1:A:104:ARG:HA	2:B:97:THR:HG23	1	1.8
(1,37)	1:A:104:ARG:HA	2:B:97:THR:N	1	1.8
(1,37)	1:A:104:ARG:HA	2:B:97:THR:O	1	1.8
(1,37)	1:A:104:ARG:HA	2:B:97:THR:OG1	1	1.8
(1,37)	1:A:104:ARG:HA	2:B:99:HIS:C	1	1.8
(1,37)	1:A:104:ARG:HA	2:B:99:HIS:CA	1	1.8
(1,37)	1:A:104:ARG:HA	2:B:99:HIS:CB	1	1.8
(1,37)	1:A:104:ARG:HA	2:B:99:HIS:CD2	1	1.8
(1,37)	1:A:104:ARG:HA	2:B:99:HIS:CE1	1	1.8
(1,37)	1:A:104:ARG:HA	2:B:99:HIS:CG	1	1.8
(1,37)	1:A:104:ARG:HA	2:B:99:HIS:H	1	1.8
(1,37)	1:A:104:ARG:HA	2:B:99:HIS:HA	1	1.8
(1,37)	1:A:104:ARG:HA	2:B:99:HIS:HB2	1	1.8
(1,37)	1:A:104:ARG:HA	2:B:99:HIS:HB3	1	1.8
(1,37)	1:A:104:ARG:HA	2:B:99:HIS:HD1	1	1.8
(1,37)	1:A:104:ARG:HA	2:B:99:HIS:HD2	1	1.8
(1,37)	1:A:104:ARG:HA	2:B:99:HIS:HE1	1	1.8
(1,37)	1:A:104:ARG:HA	2:B:99:HIS:HE2	1	1.8
(1,37)	1:A:104:ARG:HA	2:B:99:HIS:N	1	1.8
(1,37)	1:A:104:ARG:HA	2:B:99:HIS:ND1	1	1.8
(1,37)	1:A:104:ARG:HA	2:B:99:HIS:NE2	1	1.8
(1,37)	1:A:104:ARG:HA	2:B:99:HIS:O	1	1.8
(1,37)	1:A:104:ARG:HA	2:B:101:VAL:C	1	1.8
(1,37)	1:A:104:ARG:HA	2:B:101:VAL:CA	1	1.8
(1,37)	1:A:104:ARG:HA	2:B:101:VAL:CB	1	1.8
(1,37)	1:A:104:ARG:HA	2:B:101:VAL:CG1	1	1.8
(1,37)	1:A:104:ARG:HA	2:B:101:VAL:CG2	1	1.8
(1,37)	1:A:104:ARG:HA	2:B:101:VAL:H	1	1.8
(1,37)	1:A:104:ARG:HA	2:B:101:VAL:HA	1	1.8
(1,37)	1:A:104:ARG:HA	2:B:101:VAL:HB	1	1.8
(1,37)	1:A:104:ARG:HA	2:B:101:VAL:HG11	1	1.8
(1,37)	1:A:104:ARG:HA	2:B:101:VAL:HG12	1	1.8
(1,37)	1:A:104:ARG:HA	2:B:101:VAL:HG13	1	1.8
(1,37)	1:A:104:ARG:HA	2:B:101:VAL:HG21	1	1.8
(1,37)	1:A:104:ARG:HA	2:B:101:VAL:HG22	1	1.8
(1,37)	1:A:104:ARG:HA	2:B:101:VAL:HG23	1	1.8
(1,37)	1:A:104:ARG:HA	2:B:101:VAL:N	1	1.8
(1,37)	1:A:104:ARG:HA	2:B:101:VAL:O	1	1.8
(1,37)	1:A:104:ARG:HB2	2:B:75:ILE:C	1	1.8
(1,37)	1:A:104:ARG:HB2	2:B:75:ILE:CA	1	1.8

*Continued on next page...*

*Continued from previous page...*

Key	Atom-1	Atom-2	Model ID	Violation (Å)
(1,37)	1:A:104:ARG:HB2	2:B:75:ILE:CB	1	1.8
(1,37)	1:A:104:ARG:HB2	2:B:75:ILE:CD1	1	1.8
(1,37)	1:A:104:ARG:HB2	2:B:75:ILE:CG1	1	1.8
(1,37)	1:A:104:ARG:HB2	2:B:75:ILE:CG2	1	1.8
(1,37)	1:A:104:ARG:HB2	2:B:75:ILE:H	1	1.8
(1,37)	1:A:104:ARG:HB2	2:B:75:ILE:HA	1	1.8
(1,37)	1:A:104:ARG:HB2	2:B:75:ILE:HB	1	1.8
(1,37)	1:A:104:ARG:HB2	2:B:75:ILE:HD11	1	1.8
(1,37)	1:A:104:ARG:HB2	2:B:75:ILE:HD12	1	1.8
(1,37)	1:A:104:ARG:HB2	2:B:75:ILE:HD13	1	1.8
(1,37)	1:A:104:ARG:HB2	2:B:75:ILE:HG12	1	1.8
(1,37)	1:A:104:ARG:HB2	2:B:75:ILE:HG13	1	1.8
(1,37)	1:A:104:ARG:HB2	2:B:75:ILE:HG21	1	1.8
(1,37)	1:A:104:ARG:HB2	2:B:75:ILE:HG22	1	1.8
(1,37)	1:A:104:ARG:HB2	2:B:75:ILE:HG23	1	1.8
(1,37)	1:A:104:ARG:HB2	2:B:75:ILE:N	1	1.8
(1,37)	1:A:104:ARG:HB2	2:B:75:ILE:O	1	1.8
(1,37)	1:A:104:ARG:HB2	2:B:77:ALA:C	1	1.8
(1,37)	1:A:104:ARG:HB2	2:B:77:ALA:CA	1	1.8
(1,37)	1:A:104:ARG:HB2	2:B:77:ALA:CB	1	1.8
(1,37)	1:A:104:ARG:HB2	2:B:77:ALA:H	1	1.8
(1,37)	1:A:104:ARG:HB2	2:B:77:ALA:HA	1	1.8
(1,37)	1:A:104:ARG:HB2	2:B:77:ALA:HB1	1	1.8
(1,37)	1:A:104:ARG:HB2	2:B:77:ALA:HB2	1	1.8
(1,37)	1:A:104:ARG:HB2	2:B:77:ALA:HB3	1	1.8
(1,37)	1:A:104:ARG:HB2	2:B:77:ALA:N	1	1.8
(1,37)	1:A:104:ARG:HB2	2:B:77:ALA:O	1	1.8
(1,37)	1:A:104:ARG:HB2	2:B:78:GLY:C	1	1.8
(1,37)	1:A:104:ARG:HB2	2:B:78:GLY:CA	1	1.8
(1,37)	1:A:104:ARG:HB2	2:B:78:GLY:H	1	1.8
(1,37)	1:A:104:ARG:HB2	2:B:78:GLY:HA2	1	1.8
(1,37)	1:A:104:ARG:HB2	2:B:78:GLY:HA3	1	1.8
(1,37)	1:A:104:ARG:HB2	2:B:78:GLY:N	1	1.8
(1,37)	1:A:104:ARG:HB2	2:B:78:GLY:O	1	1.8
(1,37)	1:A:104:ARG:HB2	2:B:79:LYS:C	1	1.8
(1,37)	1:A:104:ARG:HB2	2:B:79:LYS:CA	1	1.8
(1,37)	1:A:104:ARG:HB2	2:B:79:LYS:CB	1	1.8
(1,37)	1:A:104:ARG:HB2	2:B:79:LYS:CD	1	1.8
(1,37)	1:A:104:ARG:HB2	2:B:79:LYS:CE	1	1.8
(1,37)	1:A:104:ARG:HB2	2:B:79:LYS:CG	1	1.8
(1,37)	1:A:104:ARG:HB2	2:B:79:LYS:H	1	1.8
(1,37)	1:A:104:ARG:HB2	2:B:79:LYS:HA	1	1.8

*Continued on next page...*

*Continued from previous page...*

Key	Atom-1	Atom-2	Model ID	Violation (Å)
(1,37)	1:A:104:ARG:HB2	2:B:79:LYS:HB2	1	1.8
(1,37)	1:A:104:ARG:HB2	2:B:79:LYS:HB3	1	1.8
(1,37)	1:A:104:ARG:HB2	2:B:79:LYS:HD2	1	1.8
(1,37)	1:A:104:ARG:HB2	2:B:79:LYS:HD3	1	1.8
(1,37)	1:A:104:ARG:HB2	2:B:79:LYS:HE2	1	1.8
(1,37)	1:A:104:ARG:HB2	2:B:79:LYS:HE3	1	1.8
(1,37)	1:A:104:ARG:HB2	2:B:79:LYS:HG2	1	1.8
(1,37)	1:A:104:ARG:HB2	2:B:79:LYS:HG3	1	1.8
(1,37)	1:A:104:ARG:HB2	2:B:79:LYS:HZ1	1	1.8
(1,37)	1:A:104:ARG:HB2	2:B:79:LYS:HZ2	1	1.8
(1,37)	1:A:104:ARG:HB2	2:B:79:LYS:HZ3	1	1.8
(1,37)	1:A:104:ARG:HB2	2:B:79:LYS:N	1	1.8
(1,37)	1:A:104:ARG:HB2	2:B:79:LYS:NZ	1	1.8
(1,37)	1:A:104:ARG:HB2	2:B:79:LYS:O	1	1.8
(1,37)	1:A:104:ARG:HB2	2:B:80:ILE:C	1	1.8
(1,37)	1:A:104:ARG:HB2	2:B:80:ILE:CA	1	1.8
(1,37)	1:A:104:ARG:HB2	2:B:80:ILE:CB	1	1.8
(1,37)	1:A:104:ARG:HB2	2:B:80:ILE:CD1	1	1.8
(1,37)	1:A:104:ARG:HB2	2:B:80:ILE:CG1	1	1.8
(1,37)	1:A:104:ARG:HB2	2:B:80:ILE:CG2	1	1.8
(1,37)	1:A:104:ARG:HB2	2:B:80:ILE:H	1	1.8
(1,37)	1:A:104:ARG:HB2	2:B:80:ILE:HA	1	1.8
(1,37)	1:A:104:ARG:HB2	2:B:80:ILE:HB	1	1.8
(1,37)	1:A:104:ARG:HB2	2:B:80:ILE:HD11	1	1.8
(1,37)	1:A:104:ARG:HB2	2:B:80:ILE:HD12	1	1.8
(1,37)	1:A:104:ARG:HB2	2:B:80:ILE:HD13	1	1.8
(1,37)	1:A:104:ARG:HB2	2:B:80:ILE:HG12	1	1.8
(1,37)	1:A:104:ARG:HB2	2:B:80:ILE:HG13	1	1.8
(1,37)	1:A:104:ARG:HB2	2:B:80:ILE:HG21	1	1.8
(1,37)	1:A:104:ARG:HB2	2:B:80:ILE:HG22	1	1.8
(1,37)	1:A:104:ARG:HB2	2:B:80:ILE:HG23	1	1.8
(1,37)	1:A:104:ARG:HB2	2:B:80:ILE:N	1	1.8
(1,37)	1:A:104:ARG:HB2	2:B:80:ILE:O	1	1.8
(1,37)	1:A:104:ARG:HB2	2:B:84:GLN:C	1	1.8
(1,37)	1:A:104:ARG:HB2	2:B:84:GLN:CA	1	1.8
(1,37)	1:A:104:ARG:HB2	2:B:84:GLN:CB	1	1.8
(1,37)	1:A:104:ARG:HB2	2:B:84:GLN:CD	1	1.8
(1,37)	1:A:104:ARG:HB2	2:B:84:GLN:CG	1	1.8
(1,37)	1:A:104:ARG:HB2	2:B:84:GLN:H	1	1.8
(1,37)	1:A:104:ARG:HB2	2:B:84:GLN:HA	1	1.8
(1,37)	1:A:104:ARG:HB2	2:B:84:GLN:HB2	1	1.8
(1,37)	1:A:104:ARG:HB2	2:B:84:GLN:HB3	1	1.8

*Continued on next page...*



*Continued from previous page...*

Key	Atom-1	Atom-2	Model ID	Violation (Å)
(1,37)	1:A:104:ARG:HB2	2:B:84:GLN:HE21	1	1.8
(1,37)	1:A:104:ARG:HB2	2:B:84:GLN:HE22	1	1.8
(1,37)	1:A:104:ARG:HB2	2:B:84:GLN:HG2	1	1.8
(1,37)	1:A:104:ARG:HB2	2:B:84:GLN:HG3	1	1.8
(1,37)	1:A:104:ARG:HB2	2:B:84:GLN:N	1	1.8
(1,37)	1:A:104:ARG:HB2	2:B:84:GLN:NE2	1	1.8
(1,37)	1:A:104:ARG:HB2	2:B:84:GLN:O	1	1.8
(1,37)	1:A:104:ARG:HB2	2:B:84:GLN:OE1	1	1.8
(1,37)	1:A:104:ARG:HB2	2:B:97:THR:C	1	1.8
(1,37)	1:A:104:ARG:HB2	2:B:97:THR:CA	1	1.8
(1,37)	1:A:104:ARG:HB2	2:B:97:THR:CB	1	1.8
(1,37)	1:A:104:ARG:HB2	2:B:97:THR:CG2	1	1.8
(1,37)	1:A:104:ARG:HB2	2:B:97:THR:H	1	1.8
(1,37)	1:A:104:ARG:HB2	2:B:97:THR:HA	1	1.8
(1,37)	1:A:104:ARG:HB2	2:B:97:THR:HB	1	1.8
(1,37)	1:A:104:ARG:HB2	2:B:97:THR:HG1	1	1.8
(1,37)	1:A:104:ARG:HB2	2:B:97:THR:HG21	1	1.8
(1,37)	1:A:104:ARG:HB2	2:B:97:THR:HG22	1	1.8
(1,37)	1:A:104:ARG:HB2	2:B:97:THR:HG23	1	1.8
(1,37)	1:A:104:ARG:HB2	2:B:97:THR:N	1	1.8
(1,37)	1:A:104:ARG:HB2	2:B:97:THR:O	1	1.8
(1,37)	1:A:104:ARG:HB2	2:B:97:THR:OG1	1	1.8
(1,37)	1:A:104:ARG:HB2	2:B:99:HIS:C	1	1.8
(1,37)	1:A:104:ARG:HB2	2:B:99:HIS:CA	1	1.8
(1,37)	1:A:104:ARG:HB2	2:B:99:HIS:CB	1	1.8
(1,37)	1:A:104:ARG:HB2	2:B:99:HIS:CD2	1	1.8
(1,37)	1:A:104:ARG:HB2	2:B:99:HIS:CE1	1	1.8
(1,37)	1:A:104:ARG:HB2	2:B:99:HIS:CG	1	1.8
(1,37)	1:A:104:ARG:HB2	2:B:99:HIS:H	1	1.8
(1,37)	1:A:104:ARG:HB2	2:B:99:HIS:HA	1	1.8
(1,37)	1:A:104:ARG:HB2	2:B:99:HIS:HB2	1	1.8
(1,37)	1:A:104:ARG:HB2	2:B:99:HIS:HB3	1	1.8
(1,37)	1:A:104:ARG:HB2	2:B:99:HIS:HD1	1	1.8
(1,37)	1:A:104:ARG:HB2	2:B:99:HIS:HD2	1	1.8
(1,37)	1:A:104:ARG:HB2	2:B:99:HIS:HE1	1	1.8
(1,37)	1:A:104:ARG:HB2	2:B:99:HIS:HE2	1	1.8
(1,37)	1:A:104:ARG:HB2	2:B:99:HIS:N	1	1.8
(1,37)	1:A:104:ARG:HB2	2:B:99:HIS:ND1	1	1.8
(1,37)	1:A:104:ARG:HB2	2:B:99:HIS:NE2	1	1.8
(1,37)	1:A:104:ARG:HB2	2:B:99:HIS:O	1	1.8
(1,37)	1:A:104:ARG:HB2	2:B:101:VAL:C	1	1.8
(1,37)	1:A:104:ARG:HB2	2:B:101:VAL:CA	1	1.8

*Continued on next page...*

*Continued from previous page...*

Key	Atom-1	Atom-2	Model ID	Violation (Å)
(1,37)	1:A:104:ARG:HB2	2:B:101:VAL:CB	1	1.8
(1,37)	1:A:104:ARG:HB2	2:B:101:VAL:CG1	1	1.8
(1,37)	1:A:104:ARG:HB2	2:B:101:VAL:CG2	1	1.8
(1,37)	1:A:104:ARG:HB2	2:B:101:VAL:H	1	1.8
(1,37)	1:A:104:ARG:HB2	2:B:101:VAL:HA	1	1.8
(1,37)	1:A:104:ARG:HB2	2:B:101:VAL:HB	1	1.8
(1,37)	1:A:104:ARG:HB2	2:B:101:VAL:HG11	1	1.8
(1,37)	1:A:104:ARG:HB2	2:B:101:VAL:HG12	1	1.8
(1,37)	1:A:104:ARG:HB2	2:B:101:VAL:HG13	1	1.8
(1,37)	1:A:104:ARG:HB2	2:B:101:VAL:HG21	1	1.8
(1,37)	1:A:104:ARG:HB2	2:B:101:VAL:HG22	1	1.8
(1,37)	1:A:104:ARG:HB2	2:B:101:VAL:HG23	1	1.8
(1,37)	1:A:104:ARG:HB2	2:B:101:VAL:N	1	1.8
(1,37)	1:A:104:ARG:HB2	2:B:101:VAL:O	1	1.8
(1,37)	1:A:104:ARG:HB3	2:B:75:ILE:C	1	1.8
(1,37)	1:A:104:ARG:HB3	2:B:75:ILE:CA	1	1.8
(1,37)	1:A:104:ARG:HB3	2:B:75:ILE:CB	1	1.8
(1,37)	1:A:104:ARG:HB3	2:B:75:ILE:CD1	1	1.8
(1,37)	1:A:104:ARG:HB3	2:B:75:ILE:CG1	1	1.8
(1,37)	1:A:104:ARG:HB3	2:B:75:ILE:CG2	1	1.8
(1,37)	1:A:104:ARG:HB3	2:B:75:ILE:H	1	1.8
(1,37)	1:A:104:ARG:HB3	2:B:75:ILE:HA	1	1.8
(1,37)	1:A:104:ARG:HB3	2:B:75:ILE:HB	1	1.8
(1,37)	1:A:104:ARG:HB3	2:B:75:ILE:HD11	1	1.8
(1,37)	1:A:104:ARG:HB3	2:B:75:ILE:HD12	1	1.8
(1,37)	1:A:104:ARG:HB3	2:B:75:ILE:HD13	1	1.8
(1,37)	1:A:104:ARG:HB3	2:B:75:ILE:HG12	1	1.8
(1,37)	1:A:104:ARG:HB3	2:B:75:ILE:HG13	1	1.8
(1,37)	1:A:104:ARG:HB3	2:B:75:ILE:HG21	1	1.8
(1,37)	1:A:104:ARG:HB3	2:B:75:ILE:HG22	1	1.8
(1,37)	1:A:104:ARG:HB3	2:B:75:ILE:HG23	1	1.8
(1,37)	1:A:104:ARG:HB3	2:B:75:ILE:N	1	1.8
(1,37)	1:A:104:ARG:HB3	2:B:75:ILE:O	1	1.8
(1,37)	1:A:104:ARG:HB3	2:B:77:ALA:C	1	1.8
(1,37)	1:A:104:ARG:HB3	2:B:77:ALA:CA	1	1.8
(1,37)	1:A:104:ARG:HB3	2:B:77:ALA:CB	1	1.8
(1,37)	1:A:104:ARG:HB3	2:B:77:ALA:H	1	1.8
(1,37)	1:A:104:ARG:HB3	2:B:77:ALA:HA	1	1.8
(1,37)	1:A:104:ARG:HB3	2:B:77:ALA:HB1	1	1.8
(1,37)	1:A:104:ARG:HB3	2:B:77:ALA:HB2	1	1.8
(1,37)	1:A:104:ARG:HB3	2:B:77:ALA:HB3	1	1.8
(1,37)	1:A:104:ARG:HB3	2:B:77:ALA:N	1	1.8

*Continued on next page...*

*Continued from previous page...*

Key	Atom-1	Atom-2	Model ID	Violation (Å)
(1,37)	1:A:104:ARG:HB3	2:B:77:ALA:O	1	1.8
(1,37)	1:A:104:ARG:HB3	2:B:78:GLY:C	1	1.8
(1,37)	1:A:104:ARG:HB3	2:B:78:GLY:CA	1	1.8
(1,37)	1:A:104:ARG:HB3	2:B:78:GLY:H	1	1.8
(1,37)	1:A:104:ARG:HB3	2:B:78:GLY:HA2	1	1.8
(1,37)	1:A:104:ARG:HB3	2:B:78:GLY:HA3	1	1.8
(1,37)	1:A:104:ARG:HB3	2:B:78:GLY:N	1	1.8
(1,37)	1:A:104:ARG:HB3	2:B:78:GLY:O	1	1.8
(1,37)	1:A:104:ARG:HB3	2:B:79:LYS:C	1	1.8
(1,37)	1:A:104:ARG:HB3	2:B:79:LYS:CA	1	1.8
(1,37)	1:A:104:ARG:HB3	2:B:79:LYS:CB	1	1.8
(1,37)	1:A:104:ARG:HB3	2:B:79:LYS:CD	1	1.8
(1,37)	1:A:104:ARG:HB3	2:B:79:LYS:CE	1	1.8
(1,37)	1:A:104:ARG:HB3	2:B:79:LYS:CG	1	1.8
(1,37)	1:A:104:ARG:HB3	2:B:79:LYS:H	1	1.8
(1,37)	1:A:104:ARG:HB3	2:B:79:LYS:HA	1	1.8
(1,37)	1:A:104:ARG:HB3	2:B:79:LYS:HB2	1	1.8
(1,37)	1:A:104:ARG:HB3	2:B:79:LYS:HB3	1	1.8
(1,37)	1:A:104:ARG:HB3	2:B:79:LYS:HD2	1	1.8
(1,37)	1:A:104:ARG:HB3	2:B:79:LYS:HD3	1	1.8
(1,37)	1:A:104:ARG:HB3	2:B:79:LYS:HE2	1	1.8
(1,37)	1:A:104:ARG:HB3	2:B:79:LYS:HE3	1	1.8
(1,37)	1:A:104:ARG:HB3	2:B:79:LYS:HG2	1	1.8
(1,37)	1:A:104:ARG:HB3	2:B:79:LYS:HG3	1	1.8
(1,37)	1:A:104:ARG:HB3	2:B:79:LYS:HZ1	1	1.8
(1,37)	1:A:104:ARG:HB3	2:B:79:LYS:HZ2	1	1.8
(1,37)	1:A:104:ARG:HB3	2:B:79:LYS:HZ3	1	1.8
(1,37)	1:A:104:ARG:HB3	2:B:79:LYS:N	1	1.8
(1,37)	1:A:104:ARG:HB3	2:B:79:LYS:NZ	1	1.8
(1,37)	1:A:104:ARG:HB3	2:B:79:LYS:O	1	1.8
(1,37)	1:A:104:ARG:HB3	2:B:80:ILE:C	1	1.8
(1,37)	1:A:104:ARG:HB3	2:B:80:ILE:CA	1	1.8
(1,37)	1:A:104:ARG:HB3	2:B:80:ILE:CB	1	1.8
(1,37)	1:A:104:ARG:HB3	2:B:80:ILE:CD1	1	1.8
(1,37)	1:A:104:ARG:HB3	2:B:80:ILE:CG1	1	1.8
(1,37)	1:A:104:ARG:HB3	2:B:80:ILE:CG2	1	1.8
(1,37)	1:A:104:ARG:HB3	2:B:80:ILE:H	1	1.8
(1,37)	1:A:104:ARG:HB3	2:B:80:ILE:HA	1	1.8
(1,37)	1:A:104:ARG:HB3	2:B:80:ILE:HB	1	1.8
(1,37)	1:A:104:ARG:HB3	2:B:80:ILE:HD11	1	1.8
(1,37)	1:A:104:ARG:HB3	2:B:80:ILE:HD12	1	1.8
(1,37)	1:A:104:ARG:HB3	2:B:80:ILE:HD13	1	1.8

*Continued on next page...*

*Continued from previous page...*

Key	Atom-1	Atom-2	Model ID	Violation (Å)
(1,37)	1:A:104:ARG:HB3	2:B:80:ILE:HG12	1	1.8
(1,37)	1:A:104:ARG:HB3	2:B:80:ILE:HG13	1	1.8
(1,37)	1:A:104:ARG:HB3	2:B:80:ILE:HG21	1	1.8
(1,37)	1:A:104:ARG:HB3	2:B:80:ILE:HG22	1	1.8
(1,37)	1:A:104:ARG:HB3	2:B:80:ILE:HG23	1	1.8
(1,37)	1:A:104:ARG:HB3	2:B:80:ILE:N	1	1.8
(1,37)	1:A:104:ARG:HB3	2:B:80:ILE:O	1	1.8
(1,37)	1:A:104:ARG:HB3	2:B:84:GLN:C	1	1.8
(1,37)	1:A:104:ARG:HB3	2:B:84:GLN:CA	1	1.8
(1,37)	1:A:104:ARG:HB3	2:B:84:GLN:CB	1	1.8
(1,37)	1:A:104:ARG:HB3	2:B:84:GLN:CD	1	1.8
(1,37)	1:A:104:ARG:HB3	2:B:84:GLN:CG	1	1.8
(1,37)	1:A:104:ARG:HB3	2:B:84:GLN:H	1	1.8
(1,37)	1:A:104:ARG:HB3	2:B:84:GLN:HA	1	1.8
(1,37)	1:A:104:ARG:HB3	2:B:84:GLN:HB2	1	1.8
(1,37)	1:A:104:ARG:HB3	2:B:84:GLN:HB3	1	1.8
(1,37)	1:A:104:ARG:HB3	2:B:84:GLN:HE21	1	1.8
(1,37)	1:A:104:ARG:HB3	2:B:84:GLN:HE22	1	1.8
(1,37)	1:A:104:ARG:HB3	2:B:84:GLN:HG2	1	1.8
(1,37)	1:A:104:ARG:HB3	2:B:84:GLN:HG3	1	1.8
(1,37)	1:A:104:ARG:HB3	2:B:84:GLN:N	1	1.8
(1,37)	1:A:104:ARG:HB3	2:B:84:GLN:NE2	1	1.8
(1,37)	1:A:104:ARG:HB3	2:B:84:GLN:O	1	1.8
(1,37)	1:A:104:ARG:HB3	2:B:84:GLN:OE1	1	1.8
(1,37)	1:A:104:ARG:HB3	2:B:97:THR:C	1	1.8
(1,37)	1:A:104:ARG:HB3	2:B:97:THR:CA	1	1.8
(1,37)	1:A:104:ARG:HB3	2:B:97:THR:CB	1	1.8
(1,37)	1:A:104:ARG:HB3	2:B:97:THR:CG2	1	1.8
(1,37)	1:A:104:ARG:HB3	2:B:97:THR:H	1	1.8
(1,37)	1:A:104:ARG:HB3	2:B:97:THR:HA	1	1.8
(1,37)	1:A:104:ARG:HB3	2:B:97:THR:HB	1	1.8
(1,37)	1:A:104:ARG:HB3	2:B:97:THR:HG1	1	1.8
(1,37)	1:A:104:ARG:HB3	2:B:97:THR:HG21	1	1.8
(1,37)	1:A:104:ARG:HB3	2:B:97:THR:HG22	1	1.8
(1,37)	1:A:104:ARG:HB3	2:B:97:THR:HG23	1	1.8
(1,37)	1:A:104:ARG:HB3	2:B:97:THR:N	1	1.8
(1,37)	1:A:104:ARG:HB3	2:B:97:THR:O	1	1.8
(1,37)	1:A:104:ARG:HB3	2:B:97:THR:OG1	1	1.8
(1,37)	1:A:104:ARG:HB3	2:B:99:HIS:C	1	1.8
(1,37)	1:A:104:ARG:HB3	2:B:99:HIS:CA	1	1.8
(1,37)	1:A:104:ARG:HB3	2:B:99:HIS:CB	1	1.8
(1,37)	1:A:104:ARG:HB3	2:B:99:HIS:CD2	1	1.8

*Continued on next page...*

*Continued from previous page...*

Key	Atom-1	Atom-2	Model ID	Violation (Å)
(1,37)	1:A:104:ARG:HB3	2:B:99:HIS:CE1	1	1.8
(1,37)	1:A:104:ARG:HB3	2:B:99:HIS:CG	1	1.8
(1,37)	1:A:104:ARG:HB3	2:B:99:HIS:H	1	1.8
(1,37)	1:A:104:ARG:HB3	2:B:99:HIS:HA	1	1.8
(1,37)	1:A:104:ARG:HB3	2:B:99:HIS:HB2	1	1.8
(1,37)	1:A:104:ARG:HB3	2:B:99:HIS:HB3	1	1.8
(1,37)	1:A:104:ARG:HB3	2:B:99:HIS:HD1	1	1.8
(1,37)	1:A:104:ARG:HB3	2:B:99:HIS:HD2	1	1.8
(1,37)	1:A:104:ARG:HB3	2:B:99:HIS:HE1	1	1.8
(1,37)	1:A:104:ARG:HB3	2:B:99:HIS:HE2	1	1.8
(1,37)	1:A:104:ARG:HB3	2:B:99:HIS:N	1	1.8
(1,37)	1:A:104:ARG:HB3	2:B:99:HIS:ND1	1	1.8
(1,37)	1:A:104:ARG:HB3	2:B:99:HIS:NE2	1	1.8
(1,37)	1:A:104:ARG:HB3	2:B:99:HIS:O	1	1.8
(1,37)	1:A:104:ARG:HB3	2:B:101:VAL:C	1	1.8
(1,37)	1:A:104:ARG:HB3	2:B:101:VAL:CA	1	1.8
(1,37)	1:A:104:ARG:HB3	2:B:101:VAL:CB	1	1.8
(1,37)	1:A:104:ARG:HB3	2:B:101:VAL:CG1	1	1.8
(1,37)	1:A:104:ARG:HB3	2:B:101:VAL:CG2	1	1.8
(1,37)	1:A:104:ARG:HB3	2:B:101:VAL:H	1	1.8
(1,37)	1:A:104:ARG:HB3	2:B:101:VAL:HA	1	1.8
(1,37)	1:A:104:ARG:HB3	2:B:101:VAL:HB	1	1.8
(1,37)	1:A:104:ARG:HB3	2:B:101:VAL:HG11	1	1.8
(1,37)	1:A:104:ARG:HB3	2:B:101:VAL:HG12	1	1.8
(1,37)	1:A:104:ARG:HB3	2:B:101:VAL:HG13	1	1.8
(1,37)	1:A:104:ARG:HB3	2:B:101:VAL:HG21	1	1.8
(1,37)	1:A:104:ARG:HB3	2:B:101:VAL:HG22	1	1.8
(1,37)	1:A:104:ARG:HB3	2:B:101:VAL:HG23	1	1.8
(1,37)	1:A:104:ARG:HB3	2:B:101:VAL:N	1	1.8
(1,37)	1:A:104:ARG:HB3	2:B:101:VAL:O	1	1.8
(1,37)	1:A:104:ARG:HD2	2:B:75:ILE:C	1	1.8
(1,37)	1:A:104:ARG:HD2	2:B:75:ILE:CA	1	1.8
(1,37)	1:A:104:ARG:HD2	2:B:75:ILE:CB	1	1.8
(1,37)	1:A:104:ARG:HD2	2:B:75:ILE:CD1	1	1.8
(1,37)	1:A:104:ARG:HD2	2:B:75:ILE:CG1	1	1.8
(1,37)	1:A:104:ARG:HD2	2:B:75:ILE:CG2	1	1.8
(1,37)	1:A:104:ARG:HD2	2:B:75:ILE:H	1	1.8
(1,37)	1:A:104:ARG:HD2	2:B:75:ILE:HA	1	1.8
(1,37)	1:A:104:ARG:HD2	2:B:75:ILE:HB	1	1.8
(1,37)	1:A:104:ARG:HD2	2:B:75:ILE:HD11	1	1.8
(1,37)	1:A:104:ARG:HD2	2:B:75:ILE:HD12	1	1.8
(1,37)	1:A:104:ARG:HD2	2:B:75:ILE:HD13	1	1.8

*Continued on next page...*

*Continued from previous page...*

Key	Atom-1	Atom-2	Model ID	Violation (Å)
(1,37)	1:A:104:ARG:HD2	2:B:75:ILE:HG12	1	1.8
(1,37)	1:A:104:ARG:HD2	2:B:75:ILE:HG13	1	1.8
(1,37)	1:A:104:ARG:HD2	2:B:75:ILE:HG21	1	1.8
(1,37)	1:A:104:ARG:HD2	2:B:75:ILE:HG22	1	1.8
(1,37)	1:A:104:ARG:HD2	2:B:75:ILE:HG23	1	1.8
(1,37)	1:A:104:ARG:HD2	2:B:75:ILE:N	1	1.8
(1,37)	1:A:104:ARG:HD2	2:B:75:ILE:O	1	1.8
(1,37)	1:A:104:ARG:HD2	2:B:77:ALA:C	1	1.8
(1,37)	1:A:104:ARG:HD2	2:B:77:ALA:CA	1	1.8
(1,37)	1:A:104:ARG:HD2	2:B:77:ALA:CB	1	1.8
(1,37)	1:A:104:ARG:HD2	2:B:77:ALA:H	1	1.8
(1,37)	1:A:104:ARG:HD2	2:B:77:ALA:HA	1	1.8
(1,37)	1:A:104:ARG:HD2	2:B:77:ALA:HB1	1	1.8
(1,37)	1:A:104:ARG:HD2	2:B:77:ALA:HB2	1	1.8
(1,37)	1:A:104:ARG:HD2	2:B:77:ALA:HB3	1	1.8
(1,37)	1:A:104:ARG:HD2	2:B:77:ALA:N	1	1.8
(1,37)	1:A:104:ARG:HD2	2:B:77:ALA:O	1	1.8
(1,37)	1:A:104:ARG:HD2	2:B:78:GLY:C	1	1.8
(1,37)	1:A:104:ARG:HD2	2:B:78:GLY:CA	1	1.8
(1,37)	1:A:104:ARG:HD2	2:B:78:GLY:H	1	1.8
(1,37)	1:A:104:ARG:HD2	2:B:78:GLY:HA2	1	1.8
(1,37)	1:A:104:ARG:HD2	2:B:78:GLY:HA3	1	1.8
(1,37)	1:A:104:ARG:HD2	2:B:78:GLY:N	1	1.8
(1,37)	1:A:104:ARG:HD2	2:B:78:GLY:O	1	1.8
(1,37)	1:A:104:ARG:HD2	2:B:79:LYS:C	1	1.8
(1,37)	1:A:104:ARG:HD2	2:B:79:LYS:CA	1	1.8
(1,37)	1:A:104:ARG:HD2	2:B:79:LYS:CB	1	1.8
(1,37)	1:A:104:ARG:HD2	2:B:79:LYS:CD	1	1.8
(1,37)	1:A:104:ARG:HD2	2:B:79:LYS:CE	1	1.8
(1,37)	1:A:104:ARG:HD2	2:B:79:LYS:CG	1	1.8
(1,37)	1:A:104:ARG:HD2	2:B:79:LYS:H	1	1.8
(1,37)	1:A:104:ARG:HD2	2:B:79:LYS:HA	1	1.8
(1,37)	1:A:104:ARG:HD2	2:B:79:LYS:HB2	1	1.8
(1,37)	1:A:104:ARG:HD2	2:B:79:LYS:HB3	1	1.8
(1,37)	1:A:104:ARG:HD2	2:B:79:LYS:HD2	1	1.8
(1,37)	1:A:104:ARG:HD2	2:B:79:LYS:HD3	1	1.8
(1,37)	1:A:104:ARG:HD2	2:B:79:LYS:HE2	1	1.8
(1,37)	1:A:104:ARG:HD2	2:B:79:LYS:HE3	1	1.8
(1,37)	1:A:104:ARG:HD2	2:B:79:LYS:HG2	1	1.8
(1,37)	1:A:104:ARG:HD2	2:B:79:LYS:HG3	1	1.8
(1,37)	1:A:104:ARG:HD2	2:B:79:LYS:HZ1	1	1.8
(1,37)	1:A:104:ARG:HD2	2:B:79:LYS:HZ2	1	1.8

*Continued on next page...*

*Continued from previous page...*

Key	Atom-1	Atom-2	Model ID	Violation (Å)
(1,37)	1:A:104:ARG:HD2	2:B:79:LYS:HZ3	1	1.8
(1,37)	1:A:104:ARG:HD2	2:B:79:LYS:N	1	1.8
(1,37)	1:A:104:ARG:HD2	2:B:79:LYS:NZ	1	1.8
(1,37)	1:A:104:ARG:HD2	2:B:79:LYS:O	1	1.8
(1,37)	1:A:104:ARG:HD2	2:B:80:ILE:C	1	1.8
(1,37)	1:A:104:ARG:HD2	2:B:80:ILE:CA	1	1.8
(1,37)	1:A:104:ARG:HD2	2:B:80:ILE:CB	1	1.8
(1,37)	1:A:104:ARG:HD2	2:B:80:ILE:CD1	1	1.8
(1,37)	1:A:104:ARG:HD2	2:B:80:ILE:CG1	1	1.8
(1,37)	1:A:104:ARG:HD2	2:B:80:ILE:CG2	1	1.8
(1,37)	1:A:104:ARG:HD2	2:B:80:ILE:H	1	1.8
(1,37)	1:A:104:ARG:HD2	2:B:80:ILE:HA	1	1.8
(1,37)	1:A:104:ARG:HD2	2:B:80:ILE:HB	1	1.8
(1,37)	1:A:104:ARG:HD2	2:B:80:ILE:HD11	1	1.8
(1,37)	1:A:104:ARG:HD2	2:B:80:ILE:HD12	1	1.8
(1,37)	1:A:104:ARG:HD2	2:B:80:ILE:HD13	1	1.8
(1,37)	1:A:104:ARG:HD2	2:B:80:ILE:HG12	1	1.8
(1,37)	1:A:104:ARG:HD2	2:B:80:ILE:HG13	1	1.8
(1,37)	1:A:104:ARG:HD2	2:B:80:ILE:HG21	1	1.8
(1,37)	1:A:104:ARG:HD2	2:B:80:ILE:HG22	1	1.8
(1,37)	1:A:104:ARG:HD2	2:B:80:ILE:HG23	1	1.8
(1,37)	1:A:104:ARG:HD2	2:B:80:ILE:N	1	1.8
(1,37)	1:A:104:ARG:HD2	2:B:80:ILE:O	1	1.8
(1,37)	1:A:104:ARG:HD2	2:B:84:GLN:C	1	1.8
(1,37)	1:A:104:ARG:HD2	2:B:84:GLN:CA	1	1.8
(1,37)	1:A:104:ARG:HD2	2:B:84:GLN:CB	1	1.8
(1,37)	1:A:104:ARG:HD2	2:B:84:GLN:CD	1	1.8
(1,37)	1:A:104:ARG:HD2	2:B:84:GLN:CG	1	1.8
(1,37)	1:A:104:ARG:HD2	2:B:84:GLN:H	1	1.8
(1,37)	1:A:104:ARG:HD2	2:B:84:GLN:HA	1	1.8
(1,37)	1:A:104:ARG:HD2	2:B:84:GLN:HB2	1	1.8
(1,37)	1:A:104:ARG:HD2	2:B:84:GLN:HB3	1	1.8
(1,37)	1:A:104:ARG:HD2	2:B:84:GLN:HE21	1	1.8
(1,37)	1:A:104:ARG:HD2	2:B:84:GLN:HE22	1	1.8
(1,37)	1:A:104:ARG:HD2	2:B:84:GLN:HG2	1	1.8
(1,37)	1:A:104:ARG:HD2	2:B:84:GLN:HG3	1	1.8
(1,37)	1:A:104:ARG:HD2	2:B:84:GLN:N	1	1.8
(1,37)	1:A:104:ARG:HD2	2:B:84:GLN:NE2	1	1.8
(1,37)	1:A:104:ARG:HD2	2:B:84:GLN:O	1	1.8
(1,37)	1:A:104:ARG:HD2	2:B:84:GLN:OE1	1	1.8
(1,37)	1:A:104:ARG:HD2	2:B:97:THR:C	1	1.8
(1,37)	1:A:104:ARG:HD2	2:B:97:THR:CA	1	1.8

*Continued on next page...*

*Continued from previous page...*

Key	Atom-1	Atom-2	Model ID	Violation (Å)
(1,37)	1:A:104:ARG:HD2	2:B:97:THR:CB	1	1.8
(1,37)	1:A:104:ARG:HD2	2:B:97:THR:CG2	1	1.8
(1,37)	1:A:104:ARG:HD2	2:B:97:THR:H	1	1.8
(1,37)	1:A:104:ARG:HD2	2:B:97:THR:HA	1	1.8
(1,37)	1:A:104:ARG:HD2	2:B:97:THR:HB	1	1.8
(1,37)	1:A:104:ARG:HD2	2:B:97:THR:HG1	1	1.8
(1,37)	1:A:104:ARG:HD2	2:B:97:THR:HG21	1	1.8
(1,37)	1:A:104:ARG:HD2	2:B:97:THR:HG22	1	1.8
(1,37)	1:A:104:ARG:HD2	2:B:97:THR:HG23	1	1.8
(1,37)	1:A:104:ARG:HD2	2:B:97:THR:N	1	1.8
(1,37)	1:A:104:ARG:HD2	2:B:97:THR:O	1	1.8
(1,37)	1:A:104:ARG:HD2	2:B:97:THR:OG1	1	1.8
(1,37)	1:A:104:ARG:HD2	2:B:99:HIS:C	1	1.8
(1,37)	1:A:104:ARG:HD2	2:B:99:HIS:CA	1	1.8
(1,37)	1:A:104:ARG:HD2	2:B:99:HIS:CB	1	1.8
(1,37)	1:A:104:ARG:HD2	2:B:99:HIS:CD2	1	1.8
(1,37)	1:A:104:ARG:HD2	2:B:99:HIS:CE1	1	1.8
(1,37)	1:A:104:ARG:HD2	2:B:99:HIS:CG	1	1.8
(1,37)	1:A:104:ARG:HD2	2:B:99:HIS:H	1	1.8
(1,37)	1:A:104:ARG:HD2	2:B:99:HIS:HA	1	1.8
(1,37)	1:A:104:ARG:HD2	2:B:99:HIS:HB2	1	1.8
(1,37)	1:A:104:ARG:HD2	2:B:99:HIS:HB3	1	1.8
(1,37)	1:A:104:ARG:HD2	2:B:99:HIS:HD1	1	1.8
(1,37)	1:A:104:ARG:HD2	2:B:99:HIS:HD2	1	1.8
(1,37)	1:A:104:ARG:HD2	2:B:99:HIS:HE1	1	1.8
(1,37)	1:A:104:ARG:HD2	2:B:99:HIS:HE2	1	1.8
(1,37)	1:A:104:ARG:HD2	2:B:99:HIS:N	1	1.8
(1,37)	1:A:104:ARG:HD2	2:B:99:HIS:ND1	1	1.8
(1,37)	1:A:104:ARG:HD2	2:B:99:HIS:NE2	1	1.8
(1,37)	1:A:104:ARG:HD2	2:B:99:HIS:O	1	1.8
(1,37)	1:A:104:ARG:HD2	2:B:101:VAL:C	1	1.8
(1,37)	1:A:104:ARG:HD2	2:B:101:VAL:CA	1	1.8
(1,37)	1:A:104:ARG:HD2	2:B:101:VAL:CB	1	1.8
(1,37)	1:A:104:ARG:HD2	2:B:101:VAL:CG1	1	1.8
(1,37)	1:A:104:ARG:HD2	2:B:101:VAL:CG2	1	1.8
(1,37)	1:A:104:ARG:HD2	2:B:101:VAL:H	1	1.8
(1,37)	1:A:104:ARG:HD2	2:B:101:VAL:HA	1	1.8
(1,37)	1:A:104:ARG:HD2	2:B:101:VAL:HB	1	1.8
(1,37)	1:A:104:ARG:HD2	2:B:101:VAL:HG11	1	1.8
(1,37)	1:A:104:ARG:HD2	2:B:101:VAL:HG12	1	1.8
(1,37)	1:A:104:ARG:HD2	2:B:101:VAL:HG13	1	1.8
(1,37)	1:A:104:ARG:HD2	2:B:101:VAL:HG21	1	1.8

*Continued on next page...*



*Continued from previous page...*

Key	Atom-1	Atom-2	Model ID	Violation (Å)
(1,37)	1:A:104:ARG:HD2	2:B:101:VAL:HG22	1	1.8
(1,37)	1:A:104:ARG:HD2	2:B:101:VAL:HG23	1	1.8
(1,37)	1:A:104:ARG:HD2	2:B:101:VAL:N	1	1.8
(1,37)	1:A:104:ARG:HD2	2:B:101:VAL:O	1	1.8
(1,37)	1:A:104:ARG:HD3	2:B:75:ILE:C	1	1.8
(1,37)	1:A:104:ARG:HD3	2:B:75:ILE:CA	1	1.8
(1,37)	1:A:104:ARG:HD3	2:B:75:ILE:CB	1	1.8
(1,37)	1:A:104:ARG:HD3	2:B:75:ILE:CD1	1	1.8
(1,37)	1:A:104:ARG:HD3	2:B:75:ILE:CG1	1	1.8
(1,37)	1:A:104:ARG:HD3	2:B:75:ILE:CG2	1	1.8
(1,37)	1:A:104:ARG:HD3	2:B:75:ILE:H	1	1.8
(1,37)	1:A:104:ARG:HD3	2:B:75:ILE:HA	1	1.8
(1,37)	1:A:104:ARG:HD3	2:B:75:ILE:HB	1	1.8
(1,37)	1:A:104:ARG:HD3	2:B:75:ILE:HD11	1	1.8
(1,37)	1:A:104:ARG:HD3	2:B:75:ILE:HD12	1	1.8
(1,37)	1:A:104:ARG:HD3	2:B:75:ILE:HD13	1	1.8
(1,37)	1:A:104:ARG:HD3	2:B:75:ILE:HG12	1	1.8
(1,37)	1:A:104:ARG:HD3	2:B:75:ILE:HG13	1	1.8
(1,37)	1:A:104:ARG:HD3	2:B:75:ILE:HG21	1	1.8
(1,37)	1:A:104:ARG:HD3	2:B:75:ILE:HG22	1	1.8
(1,37)	1:A:104:ARG:HD3	2:B:75:ILE:HG23	1	1.8
(1,37)	1:A:104:ARG:HD3	2:B:75:ILE:N	1	1.8
(1,37)	1:A:104:ARG:HD3	2:B:75:ILE:O	1	1.8
(1,37)	1:A:104:ARG:HD3	2:B:77:ALA:C	1	1.8
(1,37)	1:A:104:ARG:HD3	2:B:77:ALA:CA	1	1.8
(1,37)	1:A:104:ARG:HD3	2:B:77:ALA:CB	1	1.8
(1,37)	1:A:104:ARG:HD3	2:B:77:ALA:H	1	1.8
(1,37)	1:A:104:ARG:HD3	2:B:77:ALA:HA	1	1.8
(1,37)	1:A:104:ARG:HD3	2:B:77:ALA:HB1	1	1.8
(1,37)	1:A:104:ARG:HD3	2:B:77:ALA:HB2	1	1.8
(1,37)	1:A:104:ARG:HD3	2:B:77:ALA:HB3	1	1.8
(1,37)	1:A:104:ARG:HD3	2:B:77:ALA:N	1	1.8
(1,37)	1:A:104:ARG:HD3	2:B:77:ALA:O	1	1.8
(1,37)	1:A:104:ARG:HD3	2:B:78:GLY:C	1	1.8
(1,37)	1:A:104:ARG:HD3	2:B:78:GLY:CA	1	1.8
(1,37)	1:A:104:ARG:HD3	2:B:78:GLY:H	1	1.8
(1,37)	1:A:104:ARG:HD3	2:B:78:GLY:HA2	1	1.8
(1,37)	1:A:104:ARG:HD3	2:B:78:GLY:HA3	1	1.8
(1,37)	1:A:104:ARG:HD3	2:B:78:GLY:N	1	1.8
(1,37)	1:A:104:ARG:HD3	2:B:78:GLY:O	1	1.8
(1,37)	1:A:104:ARG:HD3	2:B:79:LYS:C	1	1.8
(1,37)	1:A:104:ARG:HD3	2:B:79:LYS:CA	1	1.8

*Continued on next page...*

*Continued from previous page...*

Key	Atom-1	Atom-2	Model ID	Violation (Å)
(1,37)	1:A:104:ARG:HD3	2:B:79:LYS:CB	1	1.8
(1,37)	1:A:104:ARG:HD3	2:B:79:LYS:CD	1	1.8
(1,37)	1:A:104:ARG:HD3	2:B:79:LYS:CE	1	1.8
(1,37)	1:A:104:ARG:HD3	2:B:79:LYS:CG	1	1.8
(1,37)	1:A:104:ARG:HD3	2:B:79:LYS:H	1	1.8
(1,37)	1:A:104:ARG:HD3	2:B:79:LYS:HA	1	1.8
(1,37)	1:A:104:ARG:HD3	2:B:79:LYS:HB2	1	1.8
(1,37)	1:A:104:ARG:HD3	2:B:79:LYS:HB3	1	1.8
(1,37)	1:A:104:ARG:HD3	2:B:79:LYS:HD2	1	1.8
(1,37)	1:A:104:ARG:HD3	2:B:79:LYS:HD3	1	1.8
(1,37)	1:A:104:ARG:HD3	2:B:79:LYS:HE2	1	1.8
(1,37)	1:A:104:ARG:HD3	2:B:79:LYS:HE3	1	1.8
(1,37)	1:A:104:ARG:HD3	2:B:79:LYS:HG2	1	1.8
(1,37)	1:A:104:ARG:HD3	2:B:79:LYS:HG3	1	1.8
(1,37)	1:A:104:ARG:HD3	2:B:79:LYS:HZ1	1	1.8
(1,37)	1:A:104:ARG:HD3	2:B:79:LYS:HZ2	1	1.8
(1,37)	1:A:104:ARG:HD3	2:B:79:LYS:HZ3	1	1.8
(1,37)	1:A:104:ARG:HD3	2:B:79:LYS:N	1	1.8
(1,37)	1:A:104:ARG:HD3	2:B:79:LYS:NZ	1	1.8
(1,37)	1:A:104:ARG:HD3	2:B:79:LYS:O	1	1.8
(1,37)	1:A:104:ARG:HD3	2:B:80:ILE:C	1	1.8
(1,37)	1:A:104:ARG:HD3	2:B:80:ILE:CA	1	1.8
(1,37)	1:A:104:ARG:HD3	2:B:80:ILE:CB	1	1.8
(1,37)	1:A:104:ARG:HD3	2:B:80:ILE:CD1	1	1.8
(1,37)	1:A:104:ARG:HD3	2:B:80:ILE:CG1	1	1.8
(1,37)	1:A:104:ARG:HD3	2:B:80:ILE:CG2	1	1.8
(1,37)	1:A:104:ARG:HD3	2:B:80:ILE:H	1	1.8
(1,37)	1:A:104:ARG:HD3	2:B:80:ILE:HA	1	1.8
(1,37)	1:A:104:ARG:HD3	2:B:80:ILE:HB	1	1.8
(1,37)	1:A:104:ARG:HD3	2:B:80:ILE:HD11	1	1.8
(1,37)	1:A:104:ARG:HD3	2:B:80:ILE:HD12	1	1.8
(1,37)	1:A:104:ARG:HD3	2:B:80:ILE:HD13	1	1.8
(1,37)	1:A:104:ARG:HD3	2:B:80:ILE:HG12	1	1.8
(1,37)	1:A:104:ARG:HD3	2:B:80:ILE:HG13	1	1.8
(1,37)	1:A:104:ARG:HD3	2:B:80:ILE:HG21	1	1.8
(1,37)	1:A:104:ARG:HD3	2:B:80:ILE:HG22	1	1.8
(1,37)	1:A:104:ARG:HD3	2:B:80:ILE:HG23	1	1.8
(1,37)	1:A:104:ARG:HD3	2:B:80:ILE:N	1	1.8
(1,37)	1:A:104:ARG:HD3	2:B:80:ILE:O	1	1.8
(1,37)	1:A:104:ARG:HD3	2:B:84:GLN:C	1	1.8
(1,37)	1:A:104:ARG:HD3	2:B:84:GLN:CA	1	1.8
(1,37)	1:A:104:ARG:HD3	2:B:84:GLN:CB	1	1.8

*Continued on next page...*

*Continued from previous page...*

Key	Atom-1	Atom-2	Model ID	Violation (Å)
(1,37)	1:A:104:ARG:HD3	2:B:84:GLN:CD	1	1.8
(1,37)	1:A:104:ARG:HD3	2:B:84:GLN:CG	1	1.8
(1,37)	1:A:104:ARG:HD3	2:B:84:GLN:H	1	1.8
(1,37)	1:A:104:ARG:HD3	2:B:84:GLN:HA	1	1.8
(1,37)	1:A:104:ARG:HD3	2:B:84:GLN:HB2	1	1.8
(1,37)	1:A:104:ARG:HD3	2:B:84:GLN:HB3	1	1.8
(1,37)	1:A:104:ARG:HD3	2:B:84:GLN:HE21	1	1.8
(1,37)	1:A:104:ARG:HD3	2:B:84:GLN:HE22	1	1.8
(1,37)	1:A:104:ARG:HD3	2:B:84:GLN:HG2	1	1.8
(1,37)	1:A:104:ARG:HD3	2:B:84:GLN:HG3	1	1.8
(1,37)	1:A:104:ARG:HD3	2:B:84:GLN:N	1	1.8
(1,37)	1:A:104:ARG:HD3	2:B:84:GLN:NE2	1	1.8
(1,37)	1:A:104:ARG:HD3	2:B:84:GLN:O	1	1.8
(1,37)	1:A:104:ARG:HD3	2:B:84:GLN:OE1	1	1.8
(1,37)	1:A:104:ARG:HD3	2:B:97:THR:C	1	1.8
(1,37)	1:A:104:ARG:HD3	2:B:97:THR:CA	1	1.8
(1,37)	1:A:104:ARG:HD3	2:B:97:THR:CB	1	1.8
(1,37)	1:A:104:ARG:HD3	2:B:97:THR:CG2	1	1.8
(1,37)	1:A:104:ARG:HD3	2:B:97:THR:H	1	1.8
(1,37)	1:A:104:ARG:HD3	2:B:97:THR:HA	1	1.8
(1,37)	1:A:104:ARG:HD3	2:B:97:THR:HB	1	1.8
(1,37)	1:A:104:ARG:HD3	2:B:97:THR:HG1	1	1.8
(1,37)	1:A:104:ARG:HD3	2:B:97:THR:HG21	1	1.8
(1,37)	1:A:104:ARG:HD3	2:B:97:THR:HG22	1	1.8
(1,37)	1:A:104:ARG:HD3	2:B:97:THR:HG23	1	1.8
(1,37)	1:A:104:ARG:HD3	2:B:97:THR:N	1	1.8
(1,37)	1:A:104:ARG:HD3	2:B:97:THR:O	1	1.8
(1,37)	1:A:104:ARG:HD3	2:B:97:THR:OG1	1	1.8
(1,37)	1:A:104:ARG:HD3	2:B:99:HIS:C	1	1.8
(1,37)	1:A:104:ARG:HD3	2:B:99:HIS:CA	1	1.8
(1,37)	1:A:104:ARG:HD3	2:B:99:HIS:CB	1	1.8
(1,37)	1:A:104:ARG:HD3	2:B:99:HIS:CD2	1	1.8
(1,37)	1:A:104:ARG:HD3	2:B:99:HIS:CE1	1	1.8
(1,37)	1:A:104:ARG:HD3	2:B:99:HIS:CG	1	1.8
(1,37)	1:A:104:ARG:HD3	2:B:99:HIS:H	1	1.8
(1,37)	1:A:104:ARG:HD3	2:B:99:HIS:HA	1	1.8
(1,37)	1:A:104:ARG:HD3	2:B:99:HIS:HB2	1	1.8
(1,37)	1:A:104:ARG:HD3	2:B:99:HIS:HB3	1	1.8
(1,37)	1:A:104:ARG:HD3	2:B:99:HIS:HD1	1	1.8
(1,37)	1:A:104:ARG:HD3	2:B:99:HIS:HD2	1	1.8
(1,37)	1:A:104:ARG:HD3	2:B:99:HIS:HE1	1	1.8
(1,37)	1:A:104:ARG:HD3	2:B:99:HIS:HE2	1	1.8

*Continued on next page...*

*Continued from previous page...*

Key	Atom-1	Atom-2	Model ID	Violation (Å)
(1,37)	1:A:104:ARG:HD3	2:B:99:HIS:N	1	1.8
(1,37)	1:A:104:ARG:HD3	2:B:99:HIS:ND1	1	1.8
(1,37)	1:A:104:ARG:HD3	2:B:99:HIS:NE2	1	1.8
(1,37)	1:A:104:ARG:HD3	2:B:99:HIS:O	1	1.8
(1,37)	1:A:104:ARG:HD3	2:B:101:VAL:C	1	1.8
(1,37)	1:A:104:ARG:HD3	2:B:101:VAL:CA	1	1.8
(1,37)	1:A:104:ARG:HD3	2:B:101:VAL:CB	1	1.8
(1,37)	1:A:104:ARG:HD3	2:B:101:VAL:CG1	1	1.8
(1,37)	1:A:104:ARG:HD3	2:B:101:VAL:CG2	1	1.8
(1,37)	1:A:104:ARG:HD3	2:B:101:VAL:H	1	1.8
(1,37)	1:A:104:ARG:HD3	2:B:101:VAL:HA	1	1.8
(1,37)	1:A:104:ARG:HD3	2:B:101:VAL:HB	1	1.8
(1,37)	1:A:104:ARG:HD3	2:B:101:VAL:HG11	1	1.8
(1,37)	1:A:104:ARG:HD3	2:B:101:VAL:HG12	1	1.8
(1,37)	1:A:104:ARG:HD3	2:B:101:VAL:HG13	1	1.8
(1,37)	1:A:104:ARG:HD3	2:B:101:VAL:HG21	1	1.8
(1,37)	1:A:104:ARG:HD3	2:B:101:VAL:HG22	1	1.8
(1,37)	1:A:104:ARG:HD3	2:B:101:VAL:HG23	1	1.8
(1,37)	1:A:104:ARG:HD3	2:B:101:VAL:N	1	1.8
(1,37)	1:A:104:ARG:HD3	2:B:101:VAL:O	1	1.8
(1,37)	1:A:104:ARG:HE	2:B:75:ILE:C	1	1.8
(1,37)	1:A:104:ARG:HE	2:B:75:ILE:CA	1	1.8
(1,37)	1:A:104:ARG:HE	2:B:75:ILE:CB	1	1.8
(1,37)	1:A:104:ARG:HE	2:B:75:ILE:CD1	1	1.8
(1,37)	1:A:104:ARG:HE	2:B:75:ILE:CG1	1	1.8
(1,37)	1:A:104:ARG:HE	2:B:75:ILE:CG2	1	1.8
(1,37)	1:A:104:ARG:HE	2:B:75:ILE:H	1	1.8
(1,37)	1:A:104:ARG:HE	2:B:75:ILE:HA	1	1.8
(1,37)	1:A:104:ARG:HE	2:B:75:ILE:HB	1	1.8
(1,37)	1:A:104:ARG:HE	2:B:75:ILE:HD11	1	1.8
(1,37)	1:A:104:ARG:HE	2:B:75:ILE:HD12	1	1.8
(1,37)	1:A:104:ARG:HE	2:B:75:ILE:HD13	1	1.8
(1,37)	1:A:104:ARG:HE	2:B:75:ILE:HG12	1	1.8
(1,37)	1:A:104:ARG:HE	2:B:75:ILE:HG13	1	1.8
(1,37)	1:A:104:ARG:HE	2:B:75:ILE:HG21	1	1.8
(1,37)	1:A:104:ARG:HE	2:B:75:ILE:HG22	1	1.8
(1,37)	1:A:104:ARG:HE	2:B:75:ILE:HG23	1	1.8
(1,37)	1:A:104:ARG:HE	2:B:75:ILE:N	1	1.8
(1,37)	1:A:104:ARG:HE	2:B:75:ILE:O	1	1.8
(1,37)	1:A:104:ARG:HE	2:B:77:ALA:C	1	1.8
(1,37)	1:A:104:ARG:HE	2:B:77:ALA:CA	1	1.8
(1,37)	1:A:104:ARG:HE	2:B:77:ALA:CB	1	1.8

*Continued on next page...*

*Continued from previous page...*

Key	Atom-1	Atom-2	Model ID	Violation (Å)
(1,37)	1:A:104:ARG:HE	2:B:77:ALA:H	1	1.8
(1,37)	1:A:104:ARG:HE	2:B:77:ALA:HA	1	1.8
(1,37)	1:A:104:ARG:HE	2:B:77:ALA:HB1	1	1.8
(1,37)	1:A:104:ARG:HE	2:B:77:ALA:HB2	1	1.8
(1,37)	1:A:104:ARG:HE	2:B:77:ALA:HB3	1	1.8
(1,37)	1:A:104:ARG:HE	2:B:77:ALA:N	1	1.8
(1,37)	1:A:104:ARG:HE	2:B:77:ALA:O	1	1.8
(1,37)	1:A:104:ARG:HE	2:B:78:GLY:C	1	1.8
(1,37)	1:A:104:ARG:HE	2:B:78:GLY:CA	1	1.8
(1,37)	1:A:104:ARG:HE	2:B:78:GLY:H	1	1.8
(1,37)	1:A:104:ARG:HE	2:B:78:GLY:HA2	1	1.8
(1,37)	1:A:104:ARG:HE	2:B:78:GLY:HA3	1	1.8
(1,37)	1:A:104:ARG:HE	2:B:78:GLY:N	1	1.8
(1,37)	1:A:104:ARG:HE	2:B:78:GLY:O	1	1.8
(1,37)	1:A:104:ARG:HE	2:B:79:LYS:C	1	1.8
(1,37)	1:A:104:ARG:HE	2:B:79:LYS:CA	1	1.8
(1,37)	1:A:104:ARG:HE	2:B:79:LYS:CB	1	1.8
(1,37)	1:A:104:ARG:HE	2:B:79:LYS:CD	1	1.8
(1,37)	1:A:104:ARG:HE	2:B:79:LYS:CE	1	1.8
(1,37)	1:A:104:ARG:HE	2:B:79:LYS:CG	1	1.8
(1,37)	1:A:104:ARG:HE	2:B:79:LYS:H	1	1.8
(1,37)	1:A:104:ARG:HE	2:B:79:LYS:HA	1	1.8
(1,37)	1:A:104:ARG:HE	2:B:79:LYS:HB2	1	1.8
(1,37)	1:A:104:ARG:HE	2:B:79:LYS:HB3	1	1.8
(1,37)	1:A:104:ARG:HE	2:B:79:LYS:HD2	1	1.8
(1,37)	1:A:104:ARG:HE	2:B:79:LYS:HD3	1	1.8
(1,37)	1:A:104:ARG:HE	2:B:79:LYS:HE2	1	1.8
(1,37)	1:A:104:ARG:HE	2:B:79:LYS:HE3	1	1.8
(1,37)	1:A:104:ARG:HE	2:B:79:LYS:HG2	1	1.8
(1,37)	1:A:104:ARG:HE	2:B:79:LYS:HG3	1	1.8
(1,37)	1:A:104:ARG:HE	2:B:79:LYS:HZ1	1	1.8
(1,37)	1:A:104:ARG:HE	2:B:79:LYS:HZ2	1	1.8
(1,37)	1:A:104:ARG:HE	2:B:79:LYS:HZ3	1	1.8
(1,37)	1:A:104:ARG:HE	2:B:79:LYS:N	1	1.8
(1,37)	1:A:104:ARG:HE	2:B:79:LYS:NZ	1	1.8
(1,37)	1:A:104:ARG:HE	2:B:79:LYS:O	1	1.8
(1,37)	1:A:104:ARG:HE	2:B:80:ILE:C	1	1.8
(1,37)	1:A:104:ARG:HE	2:B:80:ILE:CA	1	1.8
(1,37)	1:A:104:ARG:HE	2:B:80:ILE:CB	1	1.8
(1,37)	1:A:104:ARG:HE	2:B:80:ILE:CD1	1	1.8
(1,37)	1:A:104:ARG:HE	2:B:80:ILE:CG1	1	1.8
(1,37)	1:A:104:ARG:HE	2:B:80:ILE:CG2	1	1.8

*Continued on next page...*

*Continued from previous page...*

Key	Atom-1	Atom-2	Model ID	Violation (Å)
(1,37)	1:A:104:ARG:HE	2:B:80:ILE:H	1	1.8
(1,37)	1:A:104:ARG:HE	2:B:80:ILE:HA	1	1.8
(1,37)	1:A:104:ARG:HE	2:B:80:ILE:HB	1	1.8
(1,37)	1:A:104:ARG:HE	2:B:80:ILE:HD11	1	1.8
(1,37)	1:A:104:ARG:HE	2:B:80:ILE:HD12	1	1.8
(1,37)	1:A:104:ARG:HE	2:B:80:ILE:HD13	1	1.8
(1,37)	1:A:104:ARG:HE	2:B:80:ILE:HG12	1	1.8
(1,37)	1:A:104:ARG:HE	2:B:80:ILE:HG13	1	1.8
(1,37)	1:A:104:ARG:HE	2:B:80:ILE:HG21	1	1.8
(1,37)	1:A:104:ARG:HE	2:B:80:ILE:HG22	1	1.8
(1,37)	1:A:104:ARG:HE	2:B:80:ILE:HG23	1	1.8
(1,37)	1:A:104:ARG:HE	2:B:80:ILE:N	1	1.8
(1,37)	1:A:104:ARG:HE	2:B:80:ILE:O	1	1.8
(1,37)	1:A:104:ARG:HE	2:B:84:GLN:C	1	1.8
(1,37)	1:A:104:ARG:HE	2:B:84:GLN:CA	1	1.8
(1,37)	1:A:104:ARG:HE	2:B:84:GLN:CB	1	1.8
(1,37)	1:A:104:ARG:HE	2:B:84:GLN:CD	1	1.8
(1,37)	1:A:104:ARG:HE	2:B:84:GLN:CG	1	1.8
(1,37)	1:A:104:ARG:HE	2:B:84:GLN:H	1	1.8
(1,37)	1:A:104:ARG:HE	2:B:84:GLN:HA	1	1.8
(1,37)	1:A:104:ARG:HE	2:B:84:GLN:HB2	1	1.8
(1,37)	1:A:104:ARG:HE	2:B:84:GLN:HB3	1	1.8
(1,37)	1:A:104:ARG:HE	2:B:84:GLN:HE21	1	1.8
(1,37)	1:A:104:ARG:HE	2:B:84:GLN:HE22	1	1.8
(1,37)	1:A:104:ARG:HE	2:B:84:GLN:HG2	1	1.8
(1,37)	1:A:104:ARG:HE	2:B:84:GLN:HG3	1	1.8
(1,37)	1:A:104:ARG:HE	2:B:84:GLN:N	1	1.8
(1,37)	1:A:104:ARG:HE	2:B:84:GLN:NE2	1	1.8
(1,37)	1:A:104:ARG:HE	2:B:84:GLN:O	1	1.8
(1,37)	1:A:104:ARG:HE	2:B:84:GLN:OE1	1	1.8
(1,37)	1:A:104:ARG:HE	2:B:97:THR:C	1	1.8
(1,37)	1:A:104:ARG:HE	2:B:97:THR:CA	1	1.8
(1,37)	1:A:104:ARG:HE	2:B:97:THR:CB	1	1.8
(1,37)	1:A:104:ARG:HE	2:B:97:THR:CG2	1	1.8
(1,37)	1:A:104:ARG:HE	2:B:97:THR:H	1	1.8
(1,37)	1:A:104:ARG:HE	2:B:97:THR:HA	1	1.8
(1,37)	1:A:104:ARG:HE	2:B:97:THR:HB	1	1.8
(1,37)	1:A:104:ARG:HE	2:B:97:THR:HG1	1	1.8
(1,37)	1:A:104:ARG:HE	2:B:97:THR:HG21	1	1.8
(1,37)	1:A:104:ARG:HE	2:B:97:THR:HG22	1	1.8
(1,37)	1:A:104:ARG:HE	2:B:97:THR:HG23	1	1.8
(1,37)	1:A:104:ARG:HE	2:B:97:THR:N	1	1.8

*Continued on next page...*

*Continued from previous page...*

Key	Atom-1	Atom-2	Model ID	Violation (Å)
(1,37)	1:A:104:ARG:HE	2:B:97:THR:O	1	1.8
(1,37)	1:A:104:ARG:HE	2:B:97:THR:OG1	1	1.8
(1,37)	1:A:104:ARG:HE	2:B:99:HIS:C	1	1.8
(1,37)	1:A:104:ARG:HE	2:B:99:HIS:CA	1	1.8
(1,37)	1:A:104:ARG:HE	2:B:99:HIS:CB	1	1.8
(1,37)	1:A:104:ARG:HE	2:B:99:HIS:CD2	1	1.8
(1,37)	1:A:104:ARG:HE	2:B:99:HIS:CE1	1	1.8
(1,37)	1:A:104:ARG:HE	2:B:99:HIS:CG	1	1.8
(1,37)	1:A:104:ARG:HE	2:B:99:HIS:H	1	1.8
(1,37)	1:A:104:ARG:HE	2:B:99:HIS:HA	1	1.8
(1,37)	1:A:104:ARG:HE	2:B:99:HIS:HB2	1	1.8
(1,37)	1:A:104:ARG:HE	2:B:99:HIS:HB3	1	1.8
(1,37)	1:A:104:ARG:HE	2:B:99:HIS:HD1	1	1.8
(1,37)	1:A:104:ARG:HE	2:B:99:HIS:HD2	1	1.8
(1,37)	1:A:104:ARG:HE	2:B:99:HIS:HE1	1	1.8
(1,37)	1:A:104:ARG:HE	2:B:99:HIS:HE2	1	1.8
(1,37)	1:A:104:ARG:HE	2:B:99:HIS:N	1	1.8
(1,37)	1:A:104:ARG:HE	2:B:99:HIS:ND1	1	1.8
(1,37)	1:A:104:ARG:HE	2:B:99:HIS:NE2	1	1.8
(1,37)	1:A:104:ARG:HE	2:B:99:HIS:O	1	1.8
(1,37)	1:A:104:ARG:HE	2:B:101:VAL:C	1	1.8
(1,37)	1:A:104:ARG:HE	2:B:101:VAL:CA	1	1.8
(1,37)	1:A:104:ARG:HE	2:B:101:VAL:CB	1	1.8
(1,37)	1:A:104:ARG:HE	2:B:101:VAL:CG1	1	1.8
(1,37)	1:A:104:ARG:HE	2:B:101:VAL:CG2	1	1.8
(1,37)	1:A:104:ARG:HE	2:B:101:VAL:H	1	1.8
(1,37)	1:A:104:ARG:HE	2:B:101:VAL:HA	1	1.8
(1,37)	1:A:104:ARG:HE	2:B:101:VAL:HB	1	1.8
(1,37)	1:A:104:ARG:HE	2:B:101:VAL:HG11	1	1.8
(1,37)	1:A:104:ARG:HE	2:B:101:VAL:HG12	1	1.8
(1,37)	1:A:104:ARG:HE	2:B:101:VAL:HG13	1	1.8
(1,37)	1:A:104:ARG:HE	2:B:101:VAL:HG21	1	1.8
(1,37)	1:A:104:ARG:HE	2:B:101:VAL:HG22	1	1.8
(1,37)	1:A:104:ARG:HE	2:B:101:VAL:HG23	1	1.8
(1,37)	1:A:104:ARG:HE	2:B:101:VAL:N	1	1.8
(1,37)	1:A:104:ARG:HE	2:B:101:VAL:O	1	1.8
(1,37)	1:A:104:ARG:HG2	2:B:75:ILE:C	1	1.8
(1,37)	1:A:104:ARG:HG2	2:B:75:ILE:CA	1	1.8
(1,37)	1:A:104:ARG:HG2	2:B:75:ILE:CB	1	1.8
(1,37)	1:A:104:ARG:HG2	2:B:75:ILE:CD1	1	1.8
(1,37)	1:A:104:ARG:HG2	2:B:75:ILE:CG1	1	1.8
(1,37)	1:A:104:ARG:HG2	2:B:75:ILE:CG2	1	1.8

*Continued on next page...*

*Continued from previous page...*

Key	Atom-1	Atom-2	Model ID	Violation (Å)
(1,37)	1:A:104:ARG:HG2	2:B:75:ILE:H	1	1.8
(1,37)	1:A:104:ARG:HG2	2:B:75:ILE:HA	1	1.8
(1,37)	1:A:104:ARG:HG2	2:B:75:ILE:HB	1	1.8
(1,37)	1:A:104:ARG:HG2	2:B:75:ILE:HD11	1	1.8
(1,37)	1:A:104:ARG:HG2	2:B:75:ILE:HD12	1	1.8
(1,37)	1:A:104:ARG:HG2	2:B:75:ILE:HD13	1	1.8
(1,37)	1:A:104:ARG:HG2	2:B:75:ILE:HG12	1	1.8
(1,37)	1:A:104:ARG:HG2	2:B:75:ILE:HG13	1	1.8
(1,37)	1:A:104:ARG:HG2	2:B:75:ILE:HG21	1	1.8
(1,37)	1:A:104:ARG:HG2	2:B:75:ILE:HG22	1	1.8
(1,37)	1:A:104:ARG:HG2	2:B:75:ILE:HG23	1	1.8
(1,37)	1:A:104:ARG:HG2	2:B:75:ILE:N	1	1.8
(1,37)	1:A:104:ARG:HG2	2:B:75:ILE:O	1	1.8
(1,37)	1:A:104:ARG:HG2	2:B:77:ALA:C	1	1.8
(1,37)	1:A:104:ARG:HG2	2:B:77:ALA:CA	1	1.8
(1,37)	1:A:104:ARG:HG2	2:B:77:ALA:CB	1	1.8
(1,37)	1:A:104:ARG:HG2	2:B:77:ALA:H	1	1.8
(1,37)	1:A:104:ARG:HG2	2:B:77:ALA:HA	1	1.8
(1,37)	1:A:104:ARG:HG2	2:B:77:ALA:HB1	1	1.8
(1,37)	1:A:104:ARG:HG2	2:B:77:ALA:HB2	1	1.8
(1,37)	1:A:104:ARG:HG2	2:B:77:ALA:HB3	1	1.8
(1,37)	1:A:104:ARG:HG2	2:B:77:ALA:N	1	1.8
(1,37)	1:A:104:ARG:HG2	2:B:77:ALA:O	1	1.8
(1,37)	1:A:104:ARG:HG2	2:B:78:GLY:C	1	1.8
(1,37)	1:A:104:ARG:HG2	2:B:78:GLY:CA	1	1.8
(1,37)	1:A:104:ARG:HG2	2:B:78:GLY:H	1	1.8
(1,37)	1:A:104:ARG:HG2	2:B:78:GLY:HA2	1	1.8
(1,37)	1:A:104:ARG:HG2	2:B:78:GLY:HA3	1	1.8
(1,37)	1:A:104:ARG:HG2	2:B:78:GLY:N	1	1.8
(1,37)	1:A:104:ARG:HG2	2:B:78:GLY:O	1	1.8
(1,37)	1:A:104:ARG:HG2	2:B:79:LYS:C	1	1.8
(1,37)	1:A:104:ARG:HG2	2:B:79:LYS:CA	1	1.8
(1,37)	1:A:104:ARG:HG2	2:B:79:LYS:CB	1	1.8
(1,37)	1:A:104:ARG:HG2	2:B:79:LYS:CD	1	1.8
(1,37)	1:A:104:ARG:HG2	2:B:79:LYS:CE	1	1.8
(1,37)	1:A:104:ARG:HG2	2:B:79:LYS:CG	1	1.8
(1,37)	1:A:104:ARG:HG2	2:B:79:LYS:H	1	1.8
(1,37)	1:A:104:ARG:HG2	2:B:79:LYS:HA	1	1.8
(1,37)	1:A:104:ARG:HG2	2:B:79:LYS:HB2	1	1.8
(1,37)	1:A:104:ARG:HG2	2:B:79:LYS:HB3	1	1.8
(1,37)	1:A:104:ARG:HG2	2:B:79:LYS:HD2	1	1.8
(1,37)	1:A:104:ARG:HG2	2:B:79:LYS:HD3	1	1.8

*Continued on next page...*



*Continued from previous page...*

Key	Atom-1	Atom-2	Model ID	Violation (Å)
(1,37)	1:A:104:ARG:HG2	2:B:79:LYS:HE2	1	1.8
(1,37)	1:A:104:ARG:HG2	2:B:79:LYS:HE3	1	1.8
(1,37)	1:A:104:ARG:HG2	2:B:79:LYS:HG2	1	1.8
(1,37)	1:A:104:ARG:HG2	2:B:79:LYS:HG3	1	1.8
(1,37)	1:A:104:ARG:HG2	2:B:79:LYS:HZ1	1	1.8
(1,37)	1:A:104:ARG:HG2	2:B:79:LYS:HZ2	1	1.8
(1,37)	1:A:104:ARG:HG2	2:B:79:LYS:HZ3	1	1.8
(1,37)	1:A:104:ARG:HG2	2:B:79:LYS:N	1	1.8
(1,37)	1:A:104:ARG:HG2	2:B:79:LYS:NZ	1	1.8
(1,37)	1:A:104:ARG:HG2	2:B:79:LYS:O	1	1.8
(1,37)	1:A:104:ARG:HG2	2:B:80:ILE:C	1	1.8
(1,37)	1:A:104:ARG:HG2	2:B:80:ILE:CA	1	1.8
(1,37)	1:A:104:ARG:HG2	2:B:80:ILE:CB	1	1.8
(1,37)	1:A:104:ARG:HG2	2:B:80:ILE:CD1	1	1.8
(1,37)	1:A:104:ARG:HG2	2:B:80:ILE:CG1	1	1.8
(1,37)	1:A:104:ARG:HG2	2:B:80:ILE:CG2	1	1.8
(1,37)	1:A:104:ARG:HG2	2:B:80:ILE:H	1	1.8
(1,37)	1:A:104:ARG:HG2	2:B:80:ILE:HA	1	1.8
(1,37)	1:A:104:ARG:HG2	2:B:80:ILE:HB	1	1.8
(1,37)	1:A:104:ARG:HG2	2:B:80:ILE:HD11	1	1.8
(1,37)	1:A:104:ARG:HG2	2:B:80:ILE:HD12	1	1.8
(1,37)	1:A:104:ARG:HG2	2:B:80:ILE:HD13	1	1.8
(1,37)	1:A:104:ARG:HG2	2:B:80:ILE:HG12	1	1.8
(1,37)	1:A:104:ARG:HG2	2:B:80:ILE:HG13	1	1.8
(1,37)	1:A:104:ARG:HG2	2:B:80:ILE:HG21	1	1.8
(1,37)	1:A:104:ARG:HG2	2:B:80:ILE:HG22	1	1.8
(1,37)	1:A:104:ARG:HG2	2:B:80:ILE:HG23	1	1.8
(1,37)	1:A:104:ARG:HG2	2:B:80:ILE:N	1	1.8
(1,37)	1:A:104:ARG:HG2	2:B:80:ILE:O	1	1.8
(1,37)	1:A:104:ARG:HG2	2:B:84:GLN:C	1	1.8
(1,37)	1:A:104:ARG:HG2	2:B:84:GLN:CA	1	1.8
(1,37)	1:A:104:ARG:HG2	2:B:84:GLN:CB	1	1.8
(1,37)	1:A:104:ARG:HG2	2:B:84:GLN:CD	1	1.8
(1,37)	1:A:104:ARG:HG2	2:B:84:GLN:CG	1	1.8
(1,37)	1:A:104:ARG:HG2	2:B:84:GLN:H	1	1.8
(1,37)	1:A:104:ARG:HG2	2:B:84:GLN:HA	1	1.8
(1,37)	1:A:104:ARG:HG2	2:B:84:GLN:HB2	1	1.8
(1,37)	1:A:104:ARG:HG2	2:B:84:GLN:HB3	1	1.8
(1,37)	1:A:104:ARG:HG2	2:B:84:GLN:HE21	1	1.8
(1,37)	1:A:104:ARG:HG2	2:B:84:GLN:HE22	1	1.8
(1,37)	1:A:104:ARG:HG2	2:B:84:GLN:HG2	1	1.8
(1,37)	1:A:104:ARG:HG2	2:B:84:GLN:HG3	1	1.8

*Continued on next page...*

*Continued from previous page...*

Key	Atom-1	Atom-2	Model ID	Violation (Å)
(1,37)	1:A:104:ARG:HG2	2:B:84:GLN:N	1	1.8
(1,37)	1:A:104:ARG:HG2	2:B:84:GLN:NE2	1	1.8
(1,37)	1:A:104:ARG:HG2	2:B:84:GLN:O	1	1.8
(1,37)	1:A:104:ARG:HG2	2:B:84:GLN:OE1	1	1.8
(1,37)	1:A:104:ARG:HG2	2:B:97:THR:C	1	1.8
(1,37)	1:A:104:ARG:HG2	2:B:97:THR:CA	1	1.8
(1,37)	1:A:104:ARG:HG2	2:B:97:THR:CB	1	1.8
(1,37)	1:A:104:ARG:HG2	2:B:97:THR:CG2	1	1.8
(1,37)	1:A:104:ARG:HG2	2:B:97:THR:H	1	1.8
(1,37)	1:A:104:ARG:HG2	2:B:97:THR:HA	1	1.8
(1,37)	1:A:104:ARG:HG2	2:B:97:THR:HB	1	1.8
(1,37)	1:A:104:ARG:HG2	2:B:97:THR:HG1	1	1.8
(1,37)	1:A:104:ARG:HG2	2:B:97:THR:HG21	1	1.8
(1,37)	1:A:104:ARG:HG2	2:B:97:THR:HG22	1	1.8
(1,37)	1:A:104:ARG:HG2	2:B:97:THR:HG23	1	1.8
(1,37)	1:A:104:ARG:HG2	2:B:97:THR:N	1	1.8
(1,37)	1:A:104:ARG:HG2	2:B:97:THR:O	1	1.8
(1,37)	1:A:104:ARG:HG2	2:B:97:THR:OG1	1	1.8
(1,37)	1:A:104:ARG:HG2	2:B:99:HIS:C	1	1.8
(1,37)	1:A:104:ARG:HG2	2:B:99:HIS:CA	1	1.8
(1,37)	1:A:104:ARG:HG2	2:B:99:HIS:CB	1	1.8
(1,37)	1:A:104:ARG:HG2	2:B:99:HIS:CD2	1	1.8
(1,37)	1:A:104:ARG:HG2	2:B:99:HIS:CE1	1	1.8
(1,37)	1:A:104:ARG:HG2	2:B:99:HIS:CG	1	1.8
(1,37)	1:A:104:ARG:HG2	2:B:99:HIS:H	1	1.8
(1,37)	1:A:104:ARG:HG2	2:B:99:HIS:HA	1	1.8
(1,37)	1:A:104:ARG:HG2	2:B:99:HIS:HB2	1	1.8
(1,37)	1:A:104:ARG:HG2	2:B:99:HIS:HB3	1	1.8
(1,37)	1:A:104:ARG:HG2	2:B:99:HIS:HD1	1	1.8
(1,37)	1:A:104:ARG:HG2	2:B:99:HIS:HD2	1	1.8
(1,37)	1:A:104:ARG:HG2	2:B:99:HIS:HE1	1	1.8
(1,37)	1:A:104:ARG:HG2	2:B:99:HIS:HE2	1	1.8
(1,37)	1:A:104:ARG:HG2	2:B:99:HIS:N	1	1.8
(1,37)	1:A:104:ARG:HG2	2:B:99:HIS:ND1	1	1.8
(1,37)	1:A:104:ARG:HG2	2:B:99:HIS:NE2	1	1.8
(1,37)	1:A:104:ARG:HG2	2:B:99:HIS:O	1	1.8
(1,37)	1:A:104:ARG:HG2	2:B:101:VAL:C	1	1.8
(1,37)	1:A:104:ARG:HG2	2:B:101:VAL:CA	1	1.8
(1,37)	1:A:104:ARG:HG2	2:B:101:VAL:CB	1	1.8
(1,37)	1:A:104:ARG:HG2	2:B:101:VAL:CG1	1	1.8
(1,37)	1:A:104:ARG:HG2	2:B:101:VAL:CG2	1	1.8
(1,37)	1:A:104:ARG:HG2	2:B:101:VAL:H	1	1.8

*Continued on next page...*

*Continued from previous page...*

Key	Atom-1	Atom-2	Model ID	Violation (Å)
(1,37)	1:A:104:ARG:HG2	2:B:101:VAL:HA	1	1.8
(1,37)	1:A:104:ARG:HG2	2:B:101:VAL:HB	1	1.8
(1,37)	1:A:104:ARG:HG2	2:B:101:VAL:HG11	1	1.8
(1,37)	1:A:104:ARG:HG2	2:B:101:VAL:HG12	1	1.8
(1,37)	1:A:104:ARG:HG2	2:B:101:VAL:HG13	1	1.8
(1,37)	1:A:104:ARG:HG2	2:B:101:VAL:HG21	1	1.8
(1,37)	1:A:104:ARG:HG2	2:B:101:VAL:HG22	1	1.8
(1,37)	1:A:104:ARG:HG2	2:B:101:VAL:HG23	1	1.8
(1,37)	1:A:104:ARG:HG2	2:B:101:VAL:N	1	1.8
(1,37)	1:A:104:ARG:HG2	2:B:101:VAL:O	1	1.8
(1,37)	1:A:104:ARG:HG3	2:B:75:ILE:C	1	1.8
(1,37)	1:A:104:ARG:HG3	2:B:75:ILE:CA	1	1.8
(1,37)	1:A:104:ARG:HG3	2:B:75:ILE:CB	1	1.8
(1,37)	1:A:104:ARG:HG3	2:B:75:ILE:CD1	1	1.8
(1,37)	1:A:104:ARG:HG3	2:B:75:ILE:CG1	1	1.8
(1,37)	1:A:104:ARG:HG3	2:B:75:ILE:CG2	1	1.8
(1,37)	1:A:104:ARG:HG3	2:B:75:ILE:H	1	1.8
(1,37)	1:A:104:ARG:HG3	2:B:75:ILE:HA	1	1.8
(1,37)	1:A:104:ARG:HG3	2:B:75:ILE:HB	1	1.8
(1,37)	1:A:104:ARG:HG3	2:B:75:ILE:HD11	1	1.8
(1,37)	1:A:104:ARG:HG3	2:B:75:ILE:HD12	1	1.8
(1,37)	1:A:104:ARG:HG3	2:B:75:ILE:HD13	1	1.8
(1,37)	1:A:104:ARG:HG3	2:B:75:ILE:HG12	1	1.8
(1,37)	1:A:104:ARG:HG3	2:B:75:ILE:HG13	1	1.8
(1,37)	1:A:104:ARG:HG3	2:B:75:ILE:HG21	1	1.8
(1,37)	1:A:104:ARG:HG3	2:B:75:ILE:HG22	1	1.8
(1,37)	1:A:104:ARG:HG3	2:B:75:ILE:HG23	1	1.8
(1,37)	1:A:104:ARG:HG3	2:B:75:ILE:N	1	1.8
(1,37)	1:A:104:ARG:HG3	2:B:75:ILE:O	1	1.8
(1,37)	1:A:104:ARG:HG3	2:B:77:ALA:C	1	1.8
(1,37)	1:A:104:ARG:HG3	2:B:77:ALA:CA	1	1.8
(1,37)	1:A:104:ARG:HG3	2:B:77:ALA:CB	1	1.8
(1,37)	1:A:104:ARG:HG3	2:B:77:ALA:H	1	1.8
(1,37)	1:A:104:ARG:HG3	2:B:77:ALA:HA	1	1.8
(1,37)	1:A:104:ARG:HG3	2:B:77:ALA:HB1	1	1.8
(1,37)	1:A:104:ARG:HG3	2:B:77:ALA:HB2	1	1.8
(1,37)	1:A:104:ARG:HG3	2:B:77:ALA:HB3	1	1.8
(1,37)	1:A:104:ARG:HG3	2:B:77:ALA:N	1	1.8
(1,37)	1:A:104:ARG:HG3	2:B:77:ALA:O	1	1.8
(1,37)	1:A:104:ARG:HG3	2:B:78:GLY:C	1	1.8
(1,37)	1:A:104:ARG:HG3	2:B:78:GLY:CA	1	1.8
(1,37)	1:A:104:ARG:HG3	2:B:78:GLY:H	1	1.8

*Continued on next page...*

*Continued from previous page...*

Key	Atom-1	Atom-2	Model ID	Violation (Å)
(1,37)	1:A:104:ARG:HG3	2:B:78:GLY:HA2	1	1.8
(1,37)	1:A:104:ARG:HG3	2:B:78:GLY:HA3	1	1.8
(1,37)	1:A:104:ARG:HG3	2:B:78:GLY:N	1	1.8
(1,37)	1:A:104:ARG:HG3	2:B:78:GLY:O	1	1.8
(1,37)	1:A:104:ARG:HG3	2:B:79:LYS:C	1	1.8
(1,37)	1:A:104:ARG:HG3	2:B:79:LYS:CA	1	1.8
(1,37)	1:A:104:ARG:HG3	2:B:79:LYS:CB	1	1.8
(1,37)	1:A:104:ARG:HG3	2:B:79:LYS:CD	1	1.8
(1,37)	1:A:104:ARG:HG3	2:B:79:LYS:CE	1	1.8
(1,37)	1:A:104:ARG:HG3	2:B:79:LYS:CG	1	1.8
(1,37)	1:A:104:ARG:HG3	2:B:79:LYS:H	1	1.8
(1,37)	1:A:104:ARG:HG3	2:B:79:LYS:HA	1	1.8
(1,37)	1:A:104:ARG:HG3	2:B:79:LYS:HB2	1	1.8
(1,37)	1:A:104:ARG:HG3	2:B:79:LYS:HB3	1	1.8
(1,37)	1:A:104:ARG:HG3	2:B:79:LYS:HD2	1	1.8
(1,37)	1:A:104:ARG:HG3	2:B:79:LYS:HD3	1	1.8
(1,37)	1:A:104:ARG:HG3	2:B:79:LYS:HE2	1	1.8
(1,37)	1:A:104:ARG:HG3	2:B:79:LYS:HE3	1	1.8
(1,37)	1:A:104:ARG:HG3	2:B:79:LYS:HG2	1	1.8
(1,37)	1:A:104:ARG:HG3	2:B:79:LYS:HG3	1	1.8
(1,37)	1:A:104:ARG:HG3	2:B:79:LYS:HZ1	1	1.8
(1,37)	1:A:104:ARG:HG3	2:B:79:LYS:HZ2	1	1.8
(1,37)	1:A:104:ARG:HG3	2:B:79:LYS:HZ3	1	1.8
(1,37)	1:A:104:ARG:HG3	2:B:79:LYS:N	1	1.8
(1,37)	1:A:104:ARG:HG3	2:B:79:LYS:NZ	1	1.8
(1,37)	1:A:104:ARG:HG3	2:B:79:LYS:O	1	1.8
(1,37)	1:A:104:ARG:HG3	2:B:80:ILE:C	1	1.8
(1,37)	1:A:104:ARG:HG3	2:B:80:ILE:CA	1	1.8
(1,37)	1:A:104:ARG:HG3	2:B:80:ILE:CB	1	1.8
(1,37)	1:A:104:ARG:HG3	2:B:80:ILE:CD1	1	1.8
(1,37)	1:A:104:ARG:HG3	2:B:80:ILE:CG1	1	1.8
(1,37)	1:A:104:ARG:HG3	2:B:80:ILE:CG2	1	1.8
(1,37)	1:A:104:ARG:HG3	2:B:80:ILE:H	1	1.8
(1,37)	1:A:104:ARG:HG3	2:B:80:ILE:HA	1	1.8
(1,37)	1:A:104:ARG:HG3	2:B:80:ILE:HB	1	1.8
(1,37)	1:A:104:ARG:HG3	2:B:80:ILE:HD11	1	1.8
(1,37)	1:A:104:ARG:HG3	2:B:80:ILE:HD12	1	1.8
(1,37)	1:A:104:ARG:HG3	2:B:80:ILE:HD13	1	1.8
(1,37)	1:A:104:ARG:HG3	2:B:80:ILE:HG12	1	1.8
(1,37)	1:A:104:ARG:HG3	2:B:80:ILE:HG13	1	1.8
(1,37)	1:A:104:ARG:HG3	2:B:80:ILE:HG21	1	1.8
(1,37)	1:A:104:ARG:HG3	2:B:80:ILE:HG22	1	1.8

*Continued on next page...*

*Continued from previous page...*

Key	Atom-1	Atom-2	Model ID	Violation (Å)
(1,37)	1:A:104:ARG:HG3	2:B:80:ILE:HG23	1	1.8
(1,37)	1:A:104:ARG:HG3	2:B:80:ILE:N	1	1.8
(1,37)	1:A:104:ARG:HG3	2:B:80:ILE:O	1	1.8
(1,37)	1:A:104:ARG:HG3	2:B:84:GLN:C	1	1.8
(1,37)	1:A:104:ARG:HG3	2:B:84:GLN:CA	1	1.8
(1,37)	1:A:104:ARG:HG3	2:B:84:GLN:CB	1	1.8
(1,37)	1:A:104:ARG:HG3	2:B:84:GLN:CD	1	1.8
(1,37)	1:A:104:ARG:HG3	2:B:84:GLN:CG	1	1.8
(1,37)	1:A:104:ARG:HG3	2:B:84:GLN:H	1	1.8
(1,37)	1:A:104:ARG:HG3	2:B:84:GLN:HA	1	1.8
(1,37)	1:A:104:ARG:HG3	2:B:84:GLN:HB2	1	1.8
(1,37)	1:A:104:ARG:HG3	2:B:84:GLN:HB3	1	1.8
(1,37)	1:A:104:ARG:HG3	2:B:84:GLN:HE21	1	1.8
(1,37)	1:A:104:ARG:HG3	2:B:84:GLN:HE22	1	1.8
(1,37)	1:A:104:ARG:HG3	2:B:84:GLN:HG2	1	1.8
(1,37)	1:A:104:ARG:HG3	2:B:84:GLN:HG3	1	1.8
(1,37)	1:A:104:ARG:HG3	2:B:84:GLN:N	1	1.8
(1,37)	1:A:104:ARG:HG3	2:B:84:GLN:NE2	1	1.8
(1,37)	1:A:104:ARG:HG3	2:B:84:GLN:O	1	1.8
(1,37)	1:A:104:ARG:HG3	2:B:84:GLN:OE1	1	1.8
(1,37)	1:A:104:ARG:HG3	2:B:97:THR:C	1	1.8
(1,37)	1:A:104:ARG:HG3	2:B:97:THR:CA	1	1.8
(1,37)	1:A:104:ARG:HG3	2:B:97:THR:CB	1	1.8
(1,37)	1:A:104:ARG:HG3	2:B:97:THR:CG2	1	1.8
(1,37)	1:A:104:ARG:HG3	2:B:97:THR:H	1	1.8
(1,37)	1:A:104:ARG:HG3	2:B:97:THR:HA	1	1.8
(1,37)	1:A:104:ARG:HG3	2:B:97:THR:HB	1	1.8
(1,37)	1:A:104:ARG:HG3	2:B:97:THR:HG1	1	1.8
(1,37)	1:A:104:ARG:HG3	2:B:97:THR:HG21	1	1.8
(1,37)	1:A:104:ARG:HG3	2:B:97:THR:HG22	1	1.8
(1,37)	1:A:104:ARG:HG3	2:B:97:THR:HG23	1	1.8
(1,37)	1:A:104:ARG:HG3	2:B:97:THR:N	1	1.8
(1,37)	1:A:104:ARG:HG3	2:B:97:THR:O	1	1.8
(1,37)	1:A:104:ARG:HG3	2:B:97:THR:OG1	1	1.8
(1,37)	1:A:104:ARG:HG3	2:B:99:HIS:C	1	1.8
(1,37)	1:A:104:ARG:HG3	2:B:99:HIS:CA	1	1.8
(1,37)	1:A:104:ARG:HG3	2:B:99:HIS:CB	1	1.8
(1,37)	1:A:104:ARG:HG3	2:B:99:HIS:CD2	1	1.8
(1,37)	1:A:104:ARG:HG3	2:B:99:HIS:CE1	1	1.8
(1,37)	1:A:104:ARG:HG3	2:B:99:HIS:CG	1	1.8
(1,37)	1:A:104:ARG:HG3	2:B:99:HIS:H	1	1.8
(1,37)	1:A:104:ARG:HG3	2:B:99:HIS:HA	1	1.8

*Continued on next page...*

*Continued from previous page...*

Key	Atom-1	Atom-2	Model ID	Violation (Å)
(1,37)	1:A:104:ARG:HG3	2:B:99:HIS:HB2	1	1.8
(1,37)	1:A:104:ARG:HG3	2:B:99:HIS:HB3	1	1.8
(1,37)	1:A:104:ARG:HG3	2:B:99:HIS:HD1	1	1.8
(1,37)	1:A:104:ARG:HG3	2:B:99:HIS:HD2	1	1.8
(1,37)	1:A:104:ARG:HG3	2:B:99:HIS:HE1	1	1.8
(1,37)	1:A:104:ARG:HG3	2:B:99:HIS:HE2	1	1.8
(1,37)	1:A:104:ARG:HG3	2:B:99:HIS:N	1	1.8
(1,37)	1:A:104:ARG:HG3	2:B:99:HIS:ND1	1	1.8
(1,37)	1:A:104:ARG:HG3	2:B:99:HIS:NE2	1	1.8
(1,37)	1:A:104:ARG:HG3	2:B:99:HIS:O	1	1.8
(1,37)	1:A:104:ARG:HG3	2:B:101:VAL:C	1	1.8
(1,37)	1:A:104:ARG:HG3	2:B:101:VAL:CA	1	1.8
(1,37)	1:A:104:ARG:HG3	2:B:101:VAL:CB	1	1.8
(1,37)	1:A:104:ARG:HG3	2:B:101:VAL:CG1	1	1.8
(1,37)	1:A:104:ARG:HG3	2:B:101:VAL:CG2	1	1.8
(1,37)	1:A:104:ARG:HG3	2:B:101:VAL:H	1	1.8
(1,37)	1:A:104:ARG:HG3	2:B:101:VAL:HA	1	1.8
(1,37)	1:A:104:ARG:HG3	2:B:101:VAL:HB	1	1.8
(1,37)	1:A:104:ARG:HG3	2:B:101:VAL:HG11	1	1.8
(1,37)	1:A:104:ARG:HG3	2:B:101:VAL:HG12	1	1.8
(1,37)	1:A:104:ARG:HG3	2:B:101:VAL:HG13	1	1.8
(1,37)	1:A:104:ARG:HG3	2:B:101:VAL:HG21	1	1.8
(1,37)	1:A:104:ARG:HG3	2:B:101:VAL:HG22	1	1.8
(1,37)	1:A:104:ARG:HG3	2:B:101:VAL:HG23	1	1.8
(1,37)	1:A:104:ARG:HG3	2:B:101:VAL:N	1	1.8
(1,37)	1:A:104:ARG:HG3	2:B:101:VAL:O	1	1.8
(1,37)	1:A:104:ARG:HH11	2:B:75:ILE:C	1	1.8
(1,37)	1:A:104:ARG:HH11	2:B:75:ILE:CA	1	1.8
(1,37)	1:A:104:ARG:HH11	2:B:75:ILE:CB	1	1.8
(1,37)	1:A:104:ARG:HH11	2:B:75:ILE:CD1	1	1.8
(1,37)	1:A:104:ARG:HH11	2:B:75:ILE:CG1	1	1.8
(1,37)	1:A:104:ARG:HH11	2:B:75:ILE:CG2	1	1.8
(1,37)	1:A:104:ARG:HH11	2:B:75:ILE:H	1	1.8
(1,37)	1:A:104:ARG:HH11	2:B:75:ILE:HA	1	1.8
(1,37)	1:A:104:ARG:HH11	2:B:75:ILE:HB	1	1.8
(1,37)	1:A:104:ARG:HH11	2:B:75:ILE:HD11	1	1.8
(1,37)	1:A:104:ARG:HH11	2:B:75:ILE:HD12	1	1.8
(1,37)	1:A:104:ARG:HH11	2:B:75:ILE:HD13	1	1.8
(1,37)	1:A:104:ARG:HH11	2:B:75:ILE:HG12	1	1.8
(1,37)	1:A:104:ARG:HH11	2:B:75:ILE:HG13	1	1.8
(1,37)	1:A:104:ARG:HH11	2:B:75:ILE:HG21	1	1.8
(1,37)	1:A:104:ARG:HH11	2:B:75:ILE:HG22	1	1.8

*Continued on next page...*

*Continued from previous page...*

Key	Atom-1	Atom-2	Model ID	Violation (Å)
(1,37)	1:A:104:ARG:HH11	2:B:75:ILE:HG23	1	1.8
(1,37)	1:A:104:ARG:HH11	2:B:75:ILE:N	1	1.8
(1,37)	1:A:104:ARG:HH11	2:B:75:ILE:O	1	1.8
(1,37)	1:A:104:ARG:HH11	2:B:77:ALA:C	1	1.8
(1,37)	1:A:104:ARG:HH11	2:B:77:ALA:CA	1	1.8
(1,37)	1:A:104:ARG:HH11	2:B:77:ALA:CB	1	1.8
(1,37)	1:A:104:ARG:HH11	2:B:77:ALA:H	1	1.8
(1,37)	1:A:104:ARG:HH11	2:B:77:ALA:HA	1	1.8
(1,37)	1:A:104:ARG:HH11	2:B:77:ALA:HB1	1	1.8
(1,37)	1:A:104:ARG:HH11	2:B:77:ALA:HB2	1	1.8
(1,37)	1:A:104:ARG:HH11	2:B:77:ALA:HB3	1	1.8
(1,37)	1:A:104:ARG:HH11	2:B:77:ALA:N	1	1.8
(1,37)	1:A:104:ARG:HH11	2:B:77:ALA:O	1	1.8
(1,37)	1:A:104:ARG:HH11	2:B:78:GLY:C	1	1.8
(1,37)	1:A:104:ARG:HH11	2:B:78:GLY:CA	1	1.8
(1,37)	1:A:104:ARG:HH11	2:B:78:GLY:H	1	1.8
(1,37)	1:A:104:ARG:HH11	2:B:78:GLY:HA2	1	1.8
(1,37)	1:A:104:ARG:HH11	2:B:78:GLY:HA3	1	1.8
(1,37)	1:A:104:ARG:HH11	2:B:78:GLY:N	1	1.8
(1,37)	1:A:104:ARG:HH11	2:B:78:GLY:O	1	1.8
(1,37)	1:A:104:ARG:HH11	2:B:79:LYS:C	1	1.8
(1,37)	1:A:104:ARG:HH11	2:B:79:LYS:CA	1	1.8
(1,37)	1:A:104:ARG:HH11	2:B:79:LYS:CB	1	1.8
(1,37)	1:A:104:ARG:HH11	2:B:79:LYS:CD	1	1.8
(1,37)	1:A:104:ARG:HH11	2:B:79:LYS:CE	1	1.8
(1,37)	1:A:104:ARG:HH11	2:B:79:LYS:CG	1	1.8
(1,37)	1:A:104:ARG:HH11	2:B:79:LYS:H	1	1.8
(1,37)	1:A:104:ARG:HH11	2:B:79:LYS:HA	1	1.8
(1,37)	1:A:104:ARG:HH11	2:B:79:LYS:HB2	1	1.8
(1,37)	1:A:104:ARG:HH11	2:B:79:LYS:HB3	1	1.8
(1,37)	1:A:104:ARG:HH11	2:B:79:LYS:HD2	1	1.8
(1,37)	1:A:104:ARG:HH11	2:B:79:LYS:HD3	1	1.8
(1,37)	1:A:104:ARG:HH11	2:B:79:LYS:HE2	1	1.8
(1,37)	1:A:104:ARG:HH11	2:B:79:LYS:HE3	1	1.8
(1,37)	1:A:104:ARG:HH11	2:B:79:LYS:HG2	1	1.8
(1,37)	1:A:104:ARG:HH11	2:B:79:LYS:HG3	1	1.8
(1,37)	1:A:104:ARG:HH11	2:B:79:LYS:HZ1	1	1.8
(1,37)	1:A:104:ARG:HH11	2:B:79:LYS:HZ2	1	1.8
(1,37)	1:A:104:ARG:HH11	2:B:79:LYS:HZ3	1	1.8
(1,37)	1:A:104:ARG:HH11	2:B:79:LYS:N	1	1.8
(1,37)	1:A:104:ARG:HH11	2:B:79:LYS:NZ	1	1.8
(1,37)	1:A:104:ARG:HH11	2:B:79:LYS:O	1	1.8

*Continued on next page...*

*Continued from previous page...*

Key	Atom-1	Atom-2	Model ID	Violation (Å)
(1,37)	1:A:104:ARG:HH11	2:B:80:ILE:C	1	1.8
(1,37)	1:A:104:ARG:HH11	2:B:80:ILE:CA	1	1.8
(1,37)	1:A:104:ARG:HH11	2:B:80:ILE:CB	1	1.8
(1,37)	1:A:104:ARG:HH11	2:B:80:ILE:CD1	1	1.8
(1,37)	1:A:104:ARG:HH11	2:B:80:ILE:CG1	1	1.8
(1,37)	1:A:104:ARG:HH11	2:B:80:ILE:CG2	1	1.8
(1,37)	1:A:104:ARG:HH11	2:B:80:ILE:H	1	1.8
(1,37)	1:A:104:ARG:HH11	2:B:80:ILE:HA	1	1.8
(1,37)	1:A:104:ARG:HH11	2:B:80:ILE:HB	1	1.8
(1,37)	1:A:104:ARG:HH11	2:B:80:ILE:HD11	1	1.8
(1,37)	1:A:104:ARG:HH11	2:B:80:ILE:HD12	1	1.8
(1,37)	1:A:104:ARG:HH11	2:B:80:ILE:HD13	1	1.8
(1,37)	1:A:104:ARG:HH11	2:B:80:ILE:HG12	1	1.8
(1,37)	1:A:104:ARG:HH11	2:B:80:ILE:HG13	1	1.8
(1,37)	1:A:104:ARG:HH11	2:B:80:ILE:HG21	1	1.8
(1,37)	1:A:104:ARG:HH11	2:B:80:ILE:HG22	1	1.8
(1,37)	1:A:104:ARG:HH11	2:B:80:ILE:HG23	1	1.8
(1,37)	1:A:104:ARG:HH11	2:B:80:ILE:N	1	1.8
(1,37)	1:A:104:ARG:HH11	2:B:80:ILE:O	1	1.8
(1,37)	1:A:104:ARG:HH11	2:B:84:GLN:C	1	1.8
(1,37)	1:A:104:ARG:HH11	2:B:84:GLN:CA	1	1.8
(1,37)	1:A:104:ARG:HH11	2:B:84:GLN:CB	1	1.8
(1,37)	1:A:104:ARG:HH11	2:B:84:GLN:CD	1	1.8
(1,37)	1:A:104:ARG:HH11	2:B:84:GLN:CG	1	1.8
(1,37)	1:A:104:ARG:HH11	2:B:84:GLN:H	1	1.8
(1,37)	1:A:104:ARG:HH11	2:B:84:GLN:HA	1	1.8
(1,37)	1:A:104:ARG:HH11	2:B:84:GLN:HB2	1	1.8
(1,37)	1:A:104:ARG:HH11	2:B:84:GLN:HB3	1	1.8
(1,37)	1:A:104:ARG:HH11	2:B:84:GLN:HE21	1	1.8
(1,37)	1:A:104:ARG:HH11	2:B:84:GLN:HE22	1	1.8
(1,37)	1:A:104:ARG:HH11	2:B:84:GLN:HG2	1	1.8
(1,37)	1:A:104:ARG:HH11	2:B:84:GLN:HG3	1	1.8
(1,37)	1:A:104:ARG:HH11	2:B:84:GLN:N	1	1.8
(1,37)	1:A:104:ARG:HH11	2:B:84:GLN:NE2	1	1.8
(1,37)	1:A:104:ARG:HH11	2:B:84:GLN:O	1	1.8
(1,37)	1:A:104:ARG:HH11	2:B:84:GLN:OE1	1	1.8
(1,37)	1:A:104:ARG:HH11	2:B:97:THR:C	1	1.8
(1,37)	1:A:104:ARG:HH11	2:B:97:THR:CA	1	1.8
(1,37)	1:A:104:ARG:HH11	2:B:97:THR:CB	1	1.8
(1,37)	1:A:104:ARG:HH11	2:B:97:THR:CG2	1	1.8
(1,37)	1:A:104:ARG:HH11	2:B:97:THR:H	1	1.8
(1,37)	1:A:104:ARG:HH11	2:B:97:THR:HA	1	1.8

*Continued on next page...*



*Continued from previous page...*

Key	Atom-1	Atom-2	Model ID	Violation (Å)
(1,37)	1:A:104:ARG:HH11	2:B:97:THR:HB	1	1.8
(1,37)	1:A:104:ARG:HH11	2:B:97:THR:HG1	1	1.8
(1,37)	1:A:104:ARG:HH11	2:B:97:THR:HG21	1	1.8
(1,37)	1:A:104:ARG:HH11	2:B:97:THR:HG22	1	1.8
(1,37)	1:A:104:ARG:HH11	2:B:97:THR:HG23	1	1.8
(1,37)	1:A:104:ARG:HH11	2:B:97:THR:N	1	1.8
(1,37)	1:A:104:ARG:HH11	2:B:97:THR:O	1	1.8
(1,37)	1:A:104:ARG:HH11	2:B:97:THR:OG1	1	1.8
(1,37)	1:A:104:ARG:HH11	2:B:99:HIS:C	1	1.8
(1,37)	1:A:104:ARG:HH11	2:B:99:HIS:CA	1	1.8
(1,37)	1:A:104:ARG:HH11	2:B:99:HIS:CB	1	1.8
(1,37)	1:A:104:ARG:HH11	2:B:99:HIS:CD2	1	1.8
(1,37)	1:A:104:ARG:HH11	2:B:99:HIS:CE1	1	1.8
(1,37)	1:A:104:ARG:HH11	2:B:99:HIS:CG	1	1.8
(1,37)	1:A:104:ARG:HH11	2:B:99:HIS:H	1	1.8
(1,37)	1:A:104:ARG:HH11	2:B:99:HIS:HA	1	1.8
(1,37)	1:A:104:ARG:HH11	2:B:99:HIS:HB2	1	1.8
(1,37)	1:A:104:ARG:HH11	2:B:99:HIS:HB3	1	1.8
(1,37)	1:A:104:ARG:HH11	2:B:99:HIS:HD1	1	1.8
(1,37)	1:A:104:ARG:HH11	2:B:99:HIS:HD2	1	1.8
(1,37)	1:A:104:ARG:HH11	2:B:99:HIS:HE1	1	1.8
(1,37)	1:A:104:ARG:HH11	2:B:99:HIS:HE2	1	1.8
(1,37)	1:A:104:ARG:HH11	2:B:99:HIS:N	1	1.8
(1,37)	1:A:104:ARG:HH11	2:B:99:HIS:ND1	1	1.8
(1,37)	1:A:104:ARG:HH11	2:B:99:HIS:NE2	1	1.8
(1,37)	1:A:104:ARG:HH11	2:B:99:HIS:O	1	1.8
(1,37)	1:A:104:ARG:HH11	2:B:101:VAL:C	1	1.8
(1,37)	1:A:104:ARG:HH11	2:B:101:VAL:CA	1	1.8
(1,37)	1:A:104:ARG:HH11	2:B:101:VAL:CB	1	1.8
(1,37)	1:A:104:ARG:HH11	2:B:101:VAL:CG1	1	1.8
(1,37)	1:A:104:ARG:HH11	2:B:101:VAL:CG2	1	1.8
(1,37)	1:A:104:ARG:HH11	2:B:101:VAL:H	1	1.8
(1,37)	1:A:104:ARG:HH11	2:B:101:VAL:HA	1	1.8
(1,37)	1:A:104:ARG:HH11	2:B:101:VAL:HB	1	1.8
(1,37)	1:A:104:ARG:HH11	2:B:101:VAL:HG11	1	1.8
(1,37)	1:A:104:ARG:HH11	2:B:101:VAL:HG12	1	1.8
(1,37)	1:A:104:ARG:HH11	2:B:101:VAL:HG13	1	1.8
(1,37)	1:A:104:ARG:HH11	2:B:101:VAL:HG21	1	1.8
(1,37)	1:A:104:ARG:HH11	2:B:101:VAL:HG22	1	1.8
(1,37)	1:A:104:ARG:HH11	2:B:101:VAL:HG23	1	1.8
(1,37)	1:A:104:ARG:HH11	2:B:101:VAL:N	1	1.8
(1,37)	1:A:104:ARG:HH11	2:B:101:VAL:O	1	1.8

*Continued on next page...*

*Continued from previous page...*

Key	Atom-1	Atom-2	Model ID	Violation (Å)
(1,37)	1:A:104:ARG:HH12	2:B:75:ILE:C	1	1.8
(1,37)	1:A:104:ARG:HH12	2:B:75:ILE:CA	1	1.8
(1,37)	1:A:104:ARG:HH12	2:B:75:ILE:CB	1	1.8
(1,37)	1:A:104:ARG:HH12	2:B:75:ILE:CD1	1	1.8
(1,37)	1:A:104:ARG:HH12	2:B:75:ILE:CG1	1	1.8
(1,37)	1:A:104:ARG:HH12	2:B:75:ILE:CG2	1	1.8
(1,37)	1:A:104:ARG:HH12	2:B:75:ILE:H	1	1.8
(1,37)	1:A:104:ARG:HH12	2:B:75:ILE:HA	1	1.8
(1,37)	1:A:104:ARG:HH12	2:B:75:ILE:HB	1	1.8
(1,37)	1:A:104:ARG:HH12	2:B:75:ILE:HD11	1	1.8
(1,37)	1:A:104:ARG:HH12	2:B:75:ILE:HD12	1	1.8
(1,37)	1:A:104:ARG:HH12	2:B:75:ILE:HD13	1	1.8
(1,37)	1:A:104:ARG:HH12	2:B:75:ILE:HG12	1	1.8
(1,37)	1:A:104:ARG:HH12	2:B:75:ILE:HG13	1	1.8
(1,37)	1:A:104:ARG:HH12	2:B:75:ILE:HG21	1	1.8
(1,37)	1:A:104:ARG:HH12	2:B:75:ILE:HG22	1	1.8
(1,37)	1:A:104:ARG:HH12	2:B:75:ILE:HG23	1	1.8
(1,37)	1:A:104:ARG:HH12	2:B:75:ILE:N	1	1.8
(1,37)	1:A:104:ARG:HH12	2:B:75:ILE:O	1	1.8
(1,37)	1:A:104:ARG:HH12	2:B:77:ALA:C	1	1.8
(1,37)	1:A:104:ARG:HH12	2:B:77:ALA:CA	1	1.8
(1,37)	1:A:104:ARG:HH12	2:B:77:ALA:CB	1	1.8
(1,37)	1:A:104:ARG:HH12	2:B:77:ALA:H	1	1.8
(1,37)	1:A:104:ARG:HH12	2:B:77:ALA:HA	1	1.8
(1,37)	1:A:104:ARG:HH12	2:B:77:ALA:HB1	1	1.8
(1,37)	1:A:104:ARG:HH12	2:B:77:ALA:HB2	1	1.8
(1,37)	1:A:104:ARG:HH12	2:B:77:ALA:HB3	1	1.8
(1,37)	1:A:104:ARG:HH12	2:B:77:ALA:N	1	1.8
(1,37)	1:A:104:ARG:HH12	2:B:77:ALA:O	1	1.8
(1,37)	1:A:104:ARG:HH12	2:B:78:GLY:C	1	1.8
(1,37)	1:A:104:ARG:HH12	2:B:78:GLY:CA	1	1.8
(1,37)	1:A:104:ARG:HH12	2:B:78:GLY:H	1	1.8
(1,37)	1:A:104:ARG:HH12	2:B:78:GLY:HA2	1	1.8
(1,37)	1:A:104:ARG:HH12	2:B:78:GLY:HA3	1	1.8
(1,37)	1:A:104:ARG:HH12	2:B:78:GLY:N	1	1.8
(1,37)	1:A:104:ARG:HH12	2:B:78:GLY:O	1	1.8
(1,37)	1:A:104:ARG:HH12	2:B:79:LYS:C	1	1.8
(1,37)	1:A:104:ARG:HH12	2:B:79:LYS:CA	1	1.8
(1,37)	1:A:104:ARG:HH12	2:B:79:LYS:CB	1	1.8
(1,37)	1:A:104:ARG:HH12	2:B:79:LYS:CD	1	1.8
(1,37)	1:A:104:ARG:HH12	2:B:79:LYS:CE	1	1.8
(1,37)	1:A:104:ARG:HH12	2:B:79:LYS:CG	1	1.8

*Continued on next page...*

*Continued from previous page...*

Key	Atom-1	Atom-2	Model ID	Violation (Å)
(1,37)	1:A:104:ARG:HH12	2:B:79:LYS:H	1	1.8
(1,37)	1:A:104:ARG:HH12	2:B:79:LYS:HA	1	1.8
(1,37)	1:A:104:ARG:HH12	2:B:79:LYS:HB2	1	1.8
(1,37)	1:A:104:ARG:HH12	2:B:79:LYS:HB3	1	1.8
(1,37)	1:A:104:ARG:HH12	2:B:79:LYS:HD2	1	1.8
(1,37)	1:A:104:ARG:HH12	2:B:79:LYS:HD3	1	1.8
(1,37)	1:A:104:ARG:HH12	2:B:79:LYS:HE2	1	1.8
(1,37)	1:A:104:ARG:HH12	2:B:79:LYS:HE3	1	1.8
(1,37)	1:A:104:ARG:HH12	2:B:79:LYS:HG2	1	1.8
(1,37)	1:A:104:ARG:HH12	2:B:79:LYS:HG3	1	1.8
(1,37)	1:A:104:ARG:HH12	2:B:79:LYS:HZ1	1	1.8
(1,37)	1:A:104:ARG:HH12	2:B:79:LYS:HZ2	1	1.8
(1,37)	1:A:104:ARG:HH12	2:B:79:LYS:HZ3	1	1.8
(1,37)	1:A:104:ARG:HH12	2:B:79:LYS:N	1	1.8
(1,37)	1:A:104:ARG:HH12	2:B:79:LYS:NZ	1	1.8
(1,37)	1:A:104:ARG:HH12	2:B:79:LYS:O	1	1.8
(1,37)	1:A:104:ARG:HH12	2:B:80:ILE:C	1	1.8
(1,37)	1:A:104:ARG:HH12	2:B:80:ILE:CA	1	1.8
(1,37)	1:A:104:ARG:HH12	2:B:80:ILE:CB	1	1.8
(1,37)	1:A:104:ARG:HH12	2:B:80:ILE:CD1	1	1.8
(1,37)	1:A:104:ARG:HH12	2:B:80:ILE:CG1	1	1.8
(1,37)	1:A:104:ARG:HH12	2:B:80:ILE:CG2	1	1.8
(1,37)	1:A:104:ARG:HH12	2:B:80:ILE:H	1	1.8
(1,37)	1:A:104:ARG:HH12	2:B:80:ILE:HA	1	1.8
(1,37)	1:A:104:ARG:HH12	2:B:80:ILE:HB	1	1.8
(1,37)	1:A:104:ARG:HH12	2:B:80:ILE:HD11	1	1.8
(1,37)	1:A:104:ARG:HH12	2:B:80:ILE:HD12	1	1.8
(1,37)	1:A:104:ARG:HH12	2:B:80:ILE:HD13	1	1.8
(1,37)	1:A:104:ARG:HH12	2:B:80:ILE:HG12	1	1.8
(1,37)	1:A:104:ARG:HH12	2:B:80:ILE:HG13	1	1.8
(1,37)	1:A:104:ARG:HH12	2:B:80:ILE:HG21	1	1.8
(1,37)	1:A:104:ARG:HH12	2:B:80:ILE:HG22	1	1.8
(1,37)	1:A:104:ARG:HH12	2:B:80:ILE:HG23	1	1.8
(1,37)	1:A:104:ARG:HH12	2:B:80:ILE:N	1	1.8
(1,37)	1:A:104:ARG:HH12	2:B:80:ILE:O	1	1.8
(1,37)	1:A:104:ARG:HH12	2:B:84:GLN:C	1	1.8
(1,37)	1:A:104:ARG:HH12	2:B:84:GLN:CA	1	1.8
(1,37)	1:A:104:ARG:HH12	2:B:84:GLN:CB	1	1.8
(1,37)	1:A:104:ARG:HH12	2:B:84:GLN:CD	1	1.8
(1,37)	1:A:104:ARG:HH12	2:B:84:GLN:CG	1	1.8
(1,37)	1:A:104:ARG:HH12	2:B:84:GLN:H	1	1.8
(1,37)	1:A:104:ARG:HH12	2:B:84:GLN:HA	1	1.8

*Continued on next page...*

*Continued from previous page...*

Key	Atom-1	Atom-2	Model ID	Violation (Å)
(1,37)	1:A:104:ARG:HH12	2:B:84:GLN:HB2	1	1.8
(1,37)	1:A:104:ARG:HH12	2:B:84:GLN:HB3	1	1.8
(1,37)	1:A:104:ARG:HH12	2:B:84:GLN:HE21	1	1.8
(1,37)	1:A:104:ARG:HH12	2:B:84:GLN:HE22	1	1.8
(1,37)	1:A:104:ARG:HH12	2:B:84:GLN:HG2	1	1.8
(1,37)	1:A:104:ARG:HH12	2:B:84:GLN:HG3	1	1.8
(1,37)	1:A:104:ARG:HH12	2:B:84:GLN:N	1	1.8
(1,37)	1:A:104:ARG:HH12	2:B:84:GLN:NE2	1	1.8
(1,37)	1:A:104:ARG:HH12	2:B:84:GLN:O	1	1.8
(1,37)	1:A:104:ARG:HH12	2:B:84:GLN:OE1	1	1.8
(1,37)	1:A:104:ARG:HH12	2:B:97:THR:C	1	1.8
(1,37)	1:A:104:ARG:HH12	2:B:97:THR:CA	1	1.8
(1,37)	1:A:104:ARG:HH12	2:B:97:THR:CB	1	1.8
(1,37)	1:A:104:ARG:HH12	2:B:97:THR:CG2	1	1.8
(1,37)	1:A:104:ARG:HH12	2:B:97:THR:H	1	1.8
(1,37)	1:A:104:ARG:HH12	2:B:97:THR:HA	1	1.8
(1,37)	1:A:104:ARG:HH12	2:B:97:THR:HB	1	1.8
(1,37)	1:A:104:ARG:HH12	2:B:97:THR:HG1	1	1.8
(1,37)	1:A:104:ARG:HH12	2:B:97:THR:HG21	1	1.8
(1,37)	1:A:104:ARG:HH12	2:B:97:THR:HG22	1	1.8
(1,37)	1:A:104:ARG:HH12	2:B:97:THR:HG23	1	1.8
(1,37)	1:A:104:ARG:HH12	2:B:97:THR:N	1	1.8
(1,37)	1:A:104:ARG:HH12	2:B:97:THR:O	1	1.8
(1,37)	1:A:104:ARG:HH12	2:B:97:THR:OG1	1	1.8
(1,37)	1:A:104:ARG:HH12	2:B:99:HIS:C	1	1.8
(1,37)	1:A:104:ARG:HH12	2:B:99:HIS:CA	1	1.8
(1,37)	1:A:104:ARG:HH12	2:B:99:HIS:CB	1	1.8
(1,37)	1:A:104:ARG:HH12	2:B:99:HIS:CD2	1	1.8
(1,37)	1:A:104:ARG:HH12	2:B:99:HIS:CE1	1	1.8
(1,37)	1:A:104:ARG:HH12	2:B:99:HIS:CG	1	1.8
(1,37)	1:A:104:ARG:HH12	2:B:99:HIS:H	1	1.8
(1,37)	1:A:104:ARG:HH12	2:B:99:HIS:HA	1	1.8
(1,37)	1:A:104:ARG:HH12	2:B:99:HIS:HB2	1	1.8
(1,37)	1:A:104:ARG:HH12	2:B:99:HIS:HB3	1	1.8
(1,37)	1:A:104:ARG:HH12	2:B:99:HIS:HD1	1	1.8
(1,37)	1:A:104:ARG:HH12	2:B:99:HIS:HD2	1	1.8
(1,37)	1:A:104:ARG:HH12	2:B:99:HIS:HE1	1	1.8
(1,37)	1:A:104:ARG:HH12	2:B:99:HIS:HE2	1	1.8
(1,37)	1:A:104:ARG:HH12	2:B:99:HIS:N	1	1.8
(1,37)	1:A:104:ARG:HH12	2:B:99:HIS:ND1	1	1.8
(1,37)	1:A:104:ARG:HH12	2:B:99:HIS:NE2	1	1.8
(1,37)	1:A:104:ARG:HH12	2:B:99:HIS:O	1	1.8

*Continued on next page...*

*Continued from previous page...*

Key	Atom-1	Atom-2	Model ID	Violation (Å)
(1,37)	1:A:104:ARG:HH12	2:B:101:VAL:C	1	1.8
(1,37)	1:A:104:ARG:HH12	2:B:101:VAL:CA	1	1.8
(1,37)	1:A:104:ARG:HH12	2:B:101:VAL:CB	1	1.8
(1,37)	1:A:104:ARG:HH12	2:B:101:VAL:CG1	1	1.8
(1,37)	1:A:104:ARG:HH12	2:B:101:VAL:CG2	1	1.8
(1,37)	1:A:104:ARG:HH12	2:B:101:VAL:H	1	1.8
(1,37)	1:A:104:ARG:HH12	2:B:101:VAL:HA	1	1.8
(1,37)	1:A:104:ARG:HH12	2:B:101:VAL:HB	1	1.8
(1,37)	1:A:104:ARG:HH12	2:B:101:VAL:HG11	1	1.8
(1,37)	1:A:104:ARG:HH12	2:B:101:VAL:HG12	1	1.8
(1,37)	1:A:104:ARG:HH12	2:B:101:VAL:HG13	1	1.8
(1,37)	1:A:104:ARG:HH12	2:B:101:VAL:HG21	1	1.8
(1,37)	1:A:104:ARG:HH12	2:B:101:VAL:HG22	1	1.8
(1,37)	1:A:104:ARG:HH12	2:B:101:VAL:HG23	1	1.8
(1,37)	1:A:104:ARG:HH12	2:B:101:VAL:N	1	1.8
(1,37)	1:A:104:ARG:HH12	2:B:101:VAL:O	1	1.8
(1,37)	1:A:104:ARG:HH21	2:B:75:ILE:C	1	1.8
(1,37)	1:A:104:ARG:HH21	2:B:75:ILE:CA	1	1.8
(1,37)	1:A:104:ARG:HH21	2:B:75:ILE:CB	1	1.8
(1,37)	1:A:104:ARG:HH21	2:B:75:ILE:CD1	1	1.8
(1,37)	1:A:104:ARG:HH21	2:B:75:ILE:CG1	1	1.8
(1,37)	1:A:104:ARG:HH21	2:B:75:ILE:CG2	1	1.8
(1,37)	1:A:104:ARG:HH21	2:B:75:ILE:H	1	1.8
(1,37)	1:A:104:ARG:HH21	2:B:75:ILE:HA	1	1.8
(1,37)	1:A:104:ARG:HH21	2:B:75:ILE:HB	1	1.8
(1,37)	1:A:104:ARG:HH21	2:B:75:ILE:HD11	1	1.8
(1,37)	1:A:104:ARG:HH21	2:B:75:ILE:HD12	1	1.8
(1,37)	1:A:104:ARG:HH21	2:B:75:ILE:HD13	1	1.8
(1,37)	1:A:104:ARG:HH21	2:B:75:ILE:HG12	1	1.8
(1,37)	1:A:104:ARG:HH21	2:B:75:ILE:HG13	1	1.8
(1,37)	1:A:104:ARG:HH21	2:B:75:ILE:HG21	1	1.8
(1,37)	1:A:104:ARG:HH21	2:B:75:ILE:HG22	1	1.8
(1,37)	1:A:104:ARG:HH21	2:B:75:ILE:HG23	1	1.8
(1,37)	1:A:104:ARG:HH21	2:B:75:ILE:N	1	1.8
(1,37)	1:A:104:ARG:HH21	2:B:75:ILE:O	1	1.8
(1,37)	1:A:104:ARG:HH21	2:B:77:ALA:C	1	1.8
(1,37)	1:A:104:ARG:HH21	2:B:77:ALA:CA	1	1.8
(1,37)	1:A:104:ARG:HH21	2:B:77:ALA:CB	1	1.8
(1,37)	1:A:104:ARG:HH21	2:B:77:ALA:H	1	1.8
(1,37)	1:A:104:ARG:HH21	2:B:77:ALA:HA	1	1.8
(1,37)	1:A:104:ARG:HH21	2:B:77:ALA:HB1	1	1.8
(1,37)	1:A:104:ARG:HH21	2:B:77:ALA:HB2	1	1.8

*Continued on next page...*

*Continued from previous page...*

Key	Atom-1	Atom-2	Model ID	Violation (Å)
(1,37)	1:A:104:ARG:HH21	2:B:77:ALA:HB3	1	1.8
(1,37)	1:A:104:ARG:HH21	2:B:77:ALA:N	1	1.8
(1,37)	1:A:104:ARG:HH21	2:B:77:ALA:O	1	1.8
(1,37)	1:A:104:ARG:HH21	2:B:78:GLY:C	1	1.8
(1,37)	1:A:104:ARG:HH21	2:B:78:GLY:CA	1	1.8
(1,37)	1:A:104:ARG:HH21	2:B:78:GLY:H	1	1.8
(1,37)	1:A:104:ARG:HH21	2:B:78:GLY:HA2	1	1.8
(1,37)	1:A:104:ARG:HH21	2:B:78:GLY:HA3	1	1.8
(1,37)	1:A:104:ARG:HH21	2:B:78:GLY:N	1	1.8
(1,37)	1:A:104:ARG:HH21	2:B:78:GLY:O	1	1.8
(1,37)	1:A:104:ARG:HH21	2:B:79:LYS:C	1	1.8
(1,37)	1:A:104:ARG:HH21	2:B:79:LYS:CA	1	1.8
(1,37)	1:A:104:ARG:HH21	2:B:79:LYS:CB	1	1.8
(1,37)	1:A:104:ARG:HH21	2:B:79:LYS:CD	1	1.8
(1,37)	1:A:104:ARG:HH21	2:B:79:LYS:CE	1	1.8
(1,37)	1:A:104:ARG:HH21	2:B:79:LYS:CG	1	1.8
(1,37)	1:A:104:ARG:HH21	2:B:79:LYS:H	1	1.8
(1,37)	1:A:104:ARG:HH21	2:B:79:LYS:HA	1	1.8
(1,37)	1:A:104:ARG:HH21	2:B:79:LYS:HB2	1	1.8
(1,37)	1:A:104:ARG:HH21	2:B:79:LYS:HB3	1	1.8
(1,37)	1:A:104:ARG:HH21	2:B:79:LYS:HD2	1	1.8
(1,37)	1:A:104:ARG:HH21	2:B:79:LYS:HD3	1	1.8
(1,37)	1:A:104:ARG:HH21	2:B:79:LYS:HE2	1	1.8
(1,37)	1:A:104:ARG:HH21	2:B:79:LYS:HE3	1	1.8
(1,37)	1:A:104:ARG:HH21	2:B:79:LYS:HG2	1	1.8
(1,37)	1:A:104:ARG:HH21	2:B:79:LYS:HG3	1	1.8
(1,37)	1:A:104:ARG:HH21	2:B:79:LYS:HZ1	1	1.8
(1,37)	1:A:104:ARG:HH21	2:B:79:LYS:HZ2	1	1.8
(1,37)	1:A:104:ARG:HH21	2:B:79:LYS:HZ3	1	1.8
(1,37)	1:A:104:ARG:HH21	2:B:79:LYS:N	1	1.8
(1,37)	1:A:104:ARG:HH21	2:B:79:LYS:NZ	1	1.8
(1,37)	1:A:104:ARG:HH21	2:B:79:LYS:O	1	1.8
(1,37)	1:A:104:ARG:HH21	2:B:80:ILE:C	1	1.8
(1,37)	1:A:104:ARG:HH21	2:B:80:ILE:CA	1	1.8
(1,37)	1:A:104:ARG:HH21	2:B:80:ILE:CB	1	1.8
(1,37)	1:A:104:ARG:HH21	2:B:80:ILE:CD1	1	1.8
(1,37)	1:A:104:ARG:HH21	2:B:80:ILE:CG1	1	1.8
(1,37)	1:A:104:ARG:HH21	2:B:80:ILE:CG2	1	1.8
(1,37)	1:A:104:ARG:HH21	2:B:80:ILE:H	1	1.8
(1,37)	1:A:104:ARG:HH21	2:B:80:ILE:HA	1	1.8
(1,37)	1:A:104:ARG:HH21	2:B:80:ILE:HB	1	1.8
(1,37)	1:A:104:ARG:HH21	2:B:80:ILE:HD11	1	1.8

*Continued on next page...*

*Continued from previous page...*

Key	Atom-1	Atom-2	Model ID	Violation (Å)
(1,37)	1:A:104:ARG:HH21	2:B:80:ILE:HD12	1	1.8
(1,37)	1:A:104:ARG:HH21	2:B:80:ILE:HD13	1	1.8
(1,37)	1:A:104:ARG:HH21	2:B:80:ILE:HG12	1	1.8
(1,37)	1:A:104:ARG:HH21	2:B:80:ILE:HG13	1	1.8
(1,37)	1:A:104:ARG:HH21	2:B:80:ILE:HG21	1	1.8
(1,37)	1:A:104:ARG:HH21	2:B:80:ILE:HG22	1	1.8
(1,37)	1:A:104:ARG:HH21	2:B:80:ILE:HG23	1	1.8
(1,37)	1:A:104:ARG:HH21	2:B:80:ILE:N	1	1.8
(1,37)	1:A:104:ARG:HH21	2:B:80:ILE:O	1	1.8
(1,37)	1:A:104:ARG:HH21	2:B:84:GLN:C	1	1.8
(1,37)	1:A:104:ARG:HH21	2:B:84:GLN:CA	1	1.8
(1,37)	1:A:104:ARG:HH21	2:B:84:GLN:CB	1	1.8
(1,37)	1:A:104:ARG:HH21	2:B:84:GLN:CD	1	1.8
(1,37)	1:A:104:ARG:HH21	2:B:84:GLN:CG	1	1.8
(1,37)	1:A:104:ARG:HH21	2:B:84:GLN:H	1	1.8
(1,37)	1:A:104:ARG:HH21	2:B:84:GLN:HA	1	1.8
(1,37)	1:A:104:ARG:HH21	2:B:84:GLN:HB2	1	1.8
(1,37)	1:A:104:ARG:HH21	2:B:84:GLN:HB3	1	1.8
(1,37)	1:A:104:ARG:HH21	2:B:84:GLN:HE21	1	1.8
(1,37)	1:A:104:ARG:HH21	2:B:84:GLN:HE22	1	1.8
(1,37)	1:A:104:ARG:HH21	2:B:84:GLN:HG2	1	1.8
(1,37)	1:A:104:ARG:HH21	2:B:84:GLN:HG3	1	1.8
(1,37)	1:A:104:ARG:HH21	2:B:84:GLN:N	1	1.8
(1,37)	1:A:104:ARG:HH21	2:B:84:GLN:NE2	1	1.8
(1,37)	1:A:104:ARG:HH21	2:B:84:GLN:O	1	1.8
(1,37)	1:A:104:ARG:HH21	2:B:84:GLN:OE1	1	1.8
(1,37)	1:A:104:ARG:HH21	2:B:97:THR:C	1	1.8
(1,37)	1:A:104:ARG:HH21	2:B:97:THR:CA	1	1.8
(1,37)	1:A:104:ARG:HH21	2:B:97:THR:CB	1	1.8
(1,37)	1:A:104:ARG:HH21	2:B:97:THR:CG2	1	1.8
(1,37)	1:A:104:ARG:HH21	2:B:97:THR:H	1	1.8
(1,37)	1:A:104:ARG:HH21	2:B:97:THR:HA	1	1.8
(1,37)	1:A:104:ARG:HH21	2:B:97:THR:HB	1	1.8
(1,37)	1:A:104:ARG:HH21	2:B:97:THR:HG1	1	1.8
(1,37)	1:A:104:ARG:HH21	2:B:97:THR:HG21	1	1.8
(1,37)	1:A:104:ARG:HH21	2:B:97:THR:HG22	1	1.8
(1,37)	1:A:104:ARG:HH21	2:B:97:THR:HG23	1	1.8
(1,37)	1:A:104:ARG:HH21	2:B:97:THR:N	1	1.8
(1,37)	1:A:104:ARG:HH21	2:B:97:THR:O	1	1.8
(1,37)	1:A:104:ARG:HH21	2:B:97:THR:OG1	1	1.8
(1,37)	1:A:104:ARG:HH21	2:B:99:HIS:C	1	1.8
(1,37)	1:A:104:ARG:HH21	2:B:99:HIS:CA	1	1.8

*Continued on next page...*

*Continued from previous page...*

Key	Atom-1	Atom-2	Model ID	Violation (Å)
(1,37)	1:A:104:ARG:HH21	2:B:99:HIS:CB	1	1.8
(1,37)	1:A:104:ARG:HH21	2:B:99:HIS:CD2	1	1.8
(1,37)	1:A:104:ARG:HH21	2:B:99:HIS:CE1	1	1.8
(1,37)	1:A:104:ARG:HH21	2:B:99:HIS:CG	1	1.8
(1,37)	1:A:104:ARG:HH21	2:B:99:HIS:H	1	1.8
(1,37)	1:A:104:ARG:HH21	2:B:99:HIS:HA	1	1.8
(1,37)	1:A:104:ARG:HH21	2:B:99:HIS:HB2	1	1.8
(1,37)	1:A:104:ARG:HH21	2:B:99:HIS:HB3	1	1.8
(1,37)	1:A:104:ARG:HH21	2:B:99:HIS:HD1	1	1.8
(1,37)	1:A:104:ARG:HH21	2:B:99:HIS:HD2	1	1.8
(1,37)	1:A:104:ARG:HH21	2:B:99:HIS:HE1	1	1.8
(1,37)	1:A:104:ARG:HH21	2:B:99:HIS:HE2	1	1.8
(1,37)	1:A:104:ARG:HH21	2:B:99:HIS:N	1	1.8
(1,37)	1:A:104:ARG:HH21	2:B:99:HIS:ND1	1	1.8
(1,37)	1:A:104:ARG:HH21	2:B:99:HIS:NE2	1	1.8
(1,37)	1:A:104:ARG:HH21	2:B:99:HIS:O	1	1.8
(1,37)	1:A:104:ARG:HH21	2:B:101:VAL:C	1	1.8
(1,37)	1:A:104:ARG:HH21	2:B:101:VAL:CA	1	1.8
(1,37)	1:A:104:ARG:HH21	2:B:101:VAL:CB	1	1.8
(1,37)	1:A:104:ARG:HH21	2:B:101:VAL:CG1	1	1.8
(1,37)	1:A:104:ARG:HH21	2:B:101:VAL:CG2	1	1.8
(1,37)	1:A:104:ARG:HH21	2:B:101:VAL:H	1	1.8
(1,37)	1:A:104:ARG:HH21	2:B:101:VAL:HA	1	1.8
(1,37)	1:A:104:ARG:HH21	2:B:101:VAL:HB	1	1.8
(1,37)	1:A:104:ARG:HH21	2:B:101:VAL:HG11	1	1.8
(1,37)	1:A:104:ARG:HH21	2:B:101:VAL:HG12	1	1.8
(1,37)	1:A:104:ARG:HH21	2:B:101:VAL:HG13	1	1.8
(1,37)	1:A:104:ARG:HH21	2:B:101:VAL:HG21	1	1.8
(1,37)	1:A:104:ARG:HH21	2:B:101:VAL:HG22	1	1.8
(1,37)	1:A:104:ARG:HH21	2:B:101:VAL:HG23	1	1.8
(1,37)	1:A:104:ARG:HH21	2:B:101:VAL:N	1	1.8
(1,37)	1:A:104:ARG:HH21	2:B:101:VAL:O	1	1.8
(1,37)	1:A:104:ARG:HH22	2:B:75:ILE:C	1	1.8
(1,37)	1:A:104:ARG:HH22	2:B:75:ILE:CA	1	1.8
(1,37)	1:A:104:ARG:HH22	2:B:75:ILE:CB	1	1.8
(1,37)	1:A:104:ARG:HH22	2:B:75:ILE:CD1	1	1.8
(1,37)	1:A:104:ARG:HH22	2:B:75:ILE:CG1	1	1.8
(1,37)	1:A:104:ARG:HH22	2:B:75:ILE:CG2	1	1.8
(1,37)	1:A:104:ARG:HH22	2:B:75:ILE:H	1	1.8
(1,37)	1:A:104:ARG:HH22	2:B:75:ILE:HA	1	1.8
(1,37)	1:A:104:ARG:HH22	2:B:75:ILE:HB	1	1.8
(1,37)	1:A:104:ARG:HH22	2:B:75:ILE:HD11	1	1.8

*Continued on next page...*



*Continued from previous page...*

Key	Atom-1	Atom-2	Model ID	Violation (Å)
(1,37)	1:A:104:ARG:HH22	2:B:75:ILE:HD12	1	1.8
(1,37)	1:A:104:ARG:HH22	2:B:75:ILE:HD13	1	1.8
(1,37)	1:A:104:ARG:HH22	2:B:75:ILE:HG12	1	1.8
(1,37)	1:A:104:ARG:HH22	2:B:75:ILE:HG13	1	1.8
(1,37)	1:A:104:ARG:HH22	2:B:75:ILE:HG21	1	1.8
(1,37)	1:A:104:ARG:HH22	2:B:75:ILE:HG22	1	1.8
(1,37)	1:A:104:ARG:HH22	2:B:75:ILE:HG23	1	1.8
(1,37)	1:A:104:ARG:HH22	2:B:75:ILE:N	1	1.8
(1,37)	1:A:104:ARG:HH22	2:B:75:ILE:O	1	1.8
(1,37)	1:A:104:ARG:HH22	2:B:77:ALA:C	1	1.8
(1,37)	1:A:104:ARG:HH22	2:B:77:ALA:CA	1	1.8
(1,37)	1:A:104:ARG:HH22	2:B:77:ALA:CB	1	1.8
(1,37)	1:A:104:ARG:HH22	2:B:77:ALA:H	1	1.8
(1,37)	1:A:104:ARG:HH22	2:B:77:ALA:HA	1	1.8
(1,37)	1:A:104:ARG:HH22	2:B:77:ALA:HB1	1	1.8
(1,37)	1:A:104:ARG:HH22	2:B:77:ALA:HB2	1	1.8
(1,37)	1:A:104:ARG:HH22	2:B:77:ALA:HB3	1	1.8
(1,37)	1:A:104:ARG:HH22	2:B:77:ALA:N	1	1.8
(1,37)	1:A:104:ARG:HH22	2:B:77:ALA:O	1	1.8
(1,37)	1:A:104:ARG:HH22	2:B:78:GLY:C	1	1.8
(1,37)	1:A:104:ARG:HH22	2:B:78:GLY:CA	1	1.8
(1,37)	1:A:104:ARG:HH22	2:B:78:GLY:H	1	1.8
(1,37)	1:A:104:ARG:HH22	2:B:78:GLY:HA2	1	1.8
(1,37)	1:A:104:ARG:HH22	2:B:78:GLY:HA3	1	1.8
(1,37)	1:A:104:ARG:HH22	2:B:78:GLY:N	1	1.8
(1,37)	1:A:104:ARG:HH22	2:B:78:GLY:O	1	1.8
(1,37)	1:A:104:ARG:HH22	2:B:79:LYS:C	1	1.8
(1,37)	1:A:104:ARG:HH22	2:B:79:LYS:CA	1	1.8
(1,37)	1:A:104:ARG:HH22	2:B:79:LYS:CB	1	1.8
(1,37)	1:A:104:ARG:HH22	2:B:79:LYS:CD	1	1.8
(1,37)	1:A:104:ARG:HH22	2:B:79:LYS:CE	1	1.8
(1,37)	1:A:104:ARG:HH22	2:B:79:LYS:CG	1	1.8
(1,37)	1:A:104:ARG:HH22	2:B:79:LYS:H	1	1.8
(1,37)	1:A:104:ARG:HH22	2:B:79:LYS:HA	1	1.8
(1,37)	1:A:104:ARG:HH22	2:B:79:LYS:HB2	1	1.8
(1,37)	1:A:104:ARG:HH22	2:B:79:LYS:HB3	1	1.8
(1,37)	1:A:104:ARG:HH22	2:B:79:LYS:HD2	1	1.8
(1,37)	1:A:104:ARG:HH22	2:B:79:LYS:HD3	1	1.8
(1,37)	1:A:104:ARG:HH22	2:B:79:LYS:HE2	1	1.8
(1,37)	1:A:104:ARG:HH22	2:B:79:LYS:HE3	1	1.8
(1,37)	1:A:104:ARG:HH22	2:B:79:LYS:HG2	1	1.8
(1,37)	1:A:104:ARG:HH22	2:B:79:LYS:HG3	1	1.8

*Continued on next page...*

*Continued from previous page...*

Key	Atom-1	Atom-2	Model ID	Violation (Å)
(1,37)	1:A:104:ARG:HH22	2:B:79:LYS:HZ1	1	1.8
(1,37)	1:A:104:ARG:HH22	2:B:79:LYS:HZ2	1	1.8
(1,37)	1:A:104:ARG:HH22	2:B:79:LYS:HZ3	1	1.8
(1,37)	1:A:104:ARG:HH22	2:B:79:LYS:N	1	1.8
(1,37)	1:A:104:ARG:HH22	2:B:79:LYS:NZ	1	1.8
(1,37)	1:A:104:ARG:HH22	2:B:79:LYS:O	1	1.8
(1,37)	1:A:104:ARG:HH22	2:B:80:ILE:C	1	1.8
(1,37)	1:A:104:ARG:HH22	2:B:80:ILE:CA	1	1.8
(1,37)	1:A:104:ARG:HH22	2:B:80:ILE:CB	1	1.8
(1,37)	1:A:104:ARG:HH22	2:B:80:ILE:CD1	1	1.8
(1,37)	1:A:104:ARG:HH22	2:B:80:ILE:CG1	1	1.8
(1,37)	1:A:104:ARG:HH22	2:B:80:ILE:CG2	1	1.8
(1,37)	1:A:104:ARG:HH22	2:B:80:ILE:H	1	1.8
(1,37)	1:A:104:ARG:HH22	2:B:80:ILE:HA	1	1.8
(1,37)	1:A:104:ARG:HH22	2:B:80:ILE:HB	1	1.8
(1,37)	1:A:104:ARG:HH22	2:B:80:ILE:HD11	1	1.8
(1,37)	1:A:104:ARG:HH22	2:B:80:ILE:HD12	1	1.8
(1,37)	1:A:104:ARG:HH22	2:B:80:ILE:HD13	1	1.8
(1,37)	1:A:104:ARG:HH22	2:B:80:ILE:HG12	1	1.8
(1,37)	1:A:104:ARG:HH22	2:B:80:ILE:HG13	1	1.8
(1,37)	1:A:104:ARG:HH22	2:B:80:ILE:HG21	1	1.8
(1,37)	1:A:104:ARG:HH22	2:B:80:ILE:HG22	1	1.8
(1,37)	1:A:104:ARG:HH22	2:B:80:ILE:HG23	1	1.8
(1,37)	1:A:104:ARG:HH22	2:B:80:ILE:N	1	1.8
(1,37)	1:A:104:ARG:HH22	2:B:80:ILE:O	1	1.8
(1,37)	1:A:104:ARG:HH22	2:B:84:GLN:C	1	1.8
(1,37)	1:A:104:ARG:HH22	2:B:84:GLN:CA	1	1.8
(1,37)	1:A:104:ARG:HH22	2:B:84:GLN:CB	1	1.8
(1,37)	1:A:104:ARG:HH22	2:B:84:GLN:CD	1	1.8
(1,37)	1:A:104:ARG:HH22	2:B:84:GLN:CG	1	1.8
(1,37)	1:A:104:ARG:HH22	2:B:84:GLN:H	1	1.8
(1,37)	1:A:104:ARG:HH22	2:B:84:GLN:HA	1	1.8
(1,37)	1:A:104:ARG:HH22	2:B:84:GLN:HB2	1	1.8
(1,37)	1:A:104:ARG:HH22	2:B:84:GLN:HB3	1	1.8
(1,37)	1:A:104:ARG:HH22	2:B:84:GLN:HE21	1	1.8
(1,37)	1:A:104:ARG:HH22	2:B:84:GLN:HE22	1	1.8
(1,37)	1:A:104:ARG:HH22	2:B:84:GLN:HG2	1	1.8
(1,37)	1:A:104:ARG:HH22	2:B:84:GLN:HG3	1	1.8
(1,37)	1:A:104:ARG:HH22	2:B:84:GLN:N	1	1.8
(1,37)	1:A:104:ARG:HH22	2:B:84:GLN:NE2	1	1.8
(1,37)	1:A:104:ARG:HH22	2:B:84:GLN:O	1	1.8
(1,37)	1:A:104:ARG:HH22	2:B:84:GLN:OE1	1	1.8

*Continued on next page...*

*Continued from previous page...*

Key	Atom-1	Atom-2	Model ID	Violation (Å)
(1,37)	1:A:104:ARG:HH22	2:B:97:THR:C	1	1.8
(1,37)	1:A:104:ARG:HH22	2:B:97:THR:CA	1	1.8
(1,37)	1:A:104:ARG:HH22	2:B:97:THR:CB	1	1.8
(1,37)	1:A:104:ARG:HH22	2:B:97:THR:CG2	1	1.8
(1,37)	1:A:104:ARG:HH22	2:B:97:THR:H	1	1.8
(1,37)	1:A:104:ARG:HH22	2:B:97:THR:HA	1	1.8
(1,37)	1:A:104:ARG:HH22	2:B:97:THR:HB	1	1.8
(1,37)	1:A:104:ARG:HH22	2:B:97:THR:HG1	1	1.8
(1,37)	1:A:104:ARG:HH22	2:B:97:THR:HG21	1	1.8
(1,37)	1:A:104:ARG:HH22	2:B:97:THR:HG22	1	1.8
(1,37)	1:A:104:ARG:HH22	2:B:97:THR:HG23	1	1.8
(1,37)	1:A:104:ARG:HH22	2:B:97:THR:N	1	1.8
(1,37)	1:A:104:ARG:HH22	2:B:97:THR:O	1	1.8
(1,37)	1:A:104:ARG:HH22	2:B:97:THR:OG1	1	1.8
(1,37)	1:A:104:ARG:HH22	2:B:99:HIS:C	1	1.8
(1,37)	1:A:104:ARG:HH22	2:B:99:HIS:CA	1	1.8
(1,37)	1:A:104:ARG:HH22	2:B:99:HIS:CB	1	1.8
(1,37)	1:A:104:ARG:HH22	2:B:99:HIS:CD2	1	1.8
(1,37)	1:A:104:ARG:HH22	2:B:99:HIS:CE1	1	1.8
(1,37)	1:A:104:ARG:HH22	2:B:99:HIS:CG	1	1.8
(1,37)	1:A:104:ARG:HH22	2:B:99:HIS:H	1	1.8
(1,37)	1:A:104:ARG:HH22	2:B:99:HIS:HA	1	1.8
(1,37)	1:A:104:ARG:HH22	2:B:99:HIS:HB2	1	1.8
(1,37)	1:A:104:ARG:HH22	2:B:99:HIS:HB3	1	1.8
(1,37)	1:A:104:ARG:HH22	2:B:99:HIS:HD1	1	1.8
(1,37)	1:A:104:ARG:HH22	2:B:99:HIS:HD2	1	1.8
(1,37)	1:A:104:ARG:HH22	2:B:99:HIS:HE1	1	1.8
(1,37)	1:A:104:ARG:HH22	2:B:99:HIS:HE2	1	1.8
(1,37)	1:A:104:ARG:HH22	2:B:99:HIS:N	1	1.8
(1,37)	1:A:104:ARG:HH22	2:B:99:HIS:ND1	1	1.8
(1,37)	1:A:104:ARG:HH22	2:B:99:HIS:NE2	1	1.8
(1,37)	1:A:104:ARG:HH22	2:B:99:HIS:O	1	1.8
(1,37)	1:A:104:ARG:HH22	2:B:101:VAL:C	1	1.8
(1,37)	1:A:104:ARG:HH22	2:B:101:VAL:CA	1	1.8
(1,37)	1:A:104:ARG:HH22	2:B:101:VAL:CB	1	1.8
(1,37)	1:A:104:ARG:HH22	2:B:101:VAL:CG1	1	1.8
(1,37)	1:A:104:ARG:HH22	2:B:101:VAL:CG2	1	1.8
(1,37)	1:A:104:ARG:HH22	2:B:101:VAL:H	1	1.8
(1,37)	1:A:104:ARG:HH22	2:B:101:VAL:HA	1	1.8
(1,37)	1:A:104:ARG:HH22	2:B:101:VAL:HB	1	1.8
(1,37)	1:A:104:ARG:HH22	2:B:101:VAL:HG11	1	1.8
(1,37)	1:A:104:ARG:HH22	2:B:101:VAL:HG12	1	1.8

*Continued on next page...*

*Continued from previous page...*

Key	Atom-1	Atom-2	Model ID	Violation (Å)
(1,37)	1:A:104:ARG:HH22	2:B:101:VAL:HG13	1	1.8
(1,37)	1:A:104:ARG:HH22	2:B:101:VAL:HG21	1	1.8
(1,37)	1:A:104:ARG:HH22	2:B:101:VAL:HG22	1	1.8
(1,37)	1:A:104:ARG:HH22	2:B:101:VAL:HG23	1	1.8
(1,37)	1:A:104:ARG:HH22	2:B:101:VAL:N	1	1.8
(1,37)	1:A:104:ARG:HH22	2:B:101:VAL:O	1	1.8
(1,37)	1:A:104:ARG:N	2:B:75:ILE:C	1	1.8
(1,37)	1:A:104:ARG:N	2:B:75:ILE:CA	1	1.8
(1,37)	1:A:104:ARG:N	2:B:75:ILE:CB	1	1.8
(1,37)	1:A:104:ARG:N	2:B:75:ILE:CD1	1	1.8
(1,37)	1:A:104:ARG:N	2:B:75:ILE:CG1	1	1.8
(1,37)	1:A:104:ARG:N	2:B:75:ILE:CG2	1	1.8
(1,37)	1:A:104:ARG:N	2:B:75:ILE:H	1	1.8
(1,37)	1:A:104:ARG:N	2:B:75:ILE:HA	1	1.8
(1,37)	1:A:104:ARG:N	2:B:75:ILE:HB	1	1.8
(1,37)	1:A:104:ARG:N	2:B:75:ILE:HD11	1	1.8
(1,37)	1:A:104:ARG:N	2:B:75:ILE:HD12	1	1.8
(1,37)	1:A:104:ARG:N	2:B:75:ILE:HD13	1	1.8
(1,37)	1:A:104:ARG:N	2:B:75:ILE:HG12	1	1.8
(1,37)	1:A:104:ARG:N	2:B:75:ILE:HG13	1	1.8
(1,37)	1:A:104:ARG:N	2:B:75:ILE:HG21	1	1.8
(1,37)	1:A:104:ARG:N	2:B:75:ILE:HG22	1	1.8
(1,37)	1:A:104:ARG:N	2:B:75:ILE:HG23	1	1.8
(1,37)	1:A:104:ARG:N	2:B:75:ILE:N	1	1.8
(1,37)	1:A:104:ARG:N	2:B:75:ILE:O	1	1.8
(1,37)	1:A:104:ARG:N	2:B:77:ALA:C	1	1.8
(1,37)	1:A:104:ARG:N	2:B:77:ALA:CA	1	1.8
(1,37)	1:A:104:ARG:N	2:B:77:ALA:CB	1	1.8
(1,37)	1:A:104:ARG:N	2:B:77:ALA:H	1	1.8
(1,37)	1:A:104:ARG:N	2:B:77:ALA:HA	1	1.8
(1,37)	1:A:104:ARG:N	2:B:77:ALA:HB1	1	1.8
(1,37)	1:A:104:ARG:N	2:B:77:ALA:HB2	1	1.8
(1,37)	1:A:104:ARG:N	2:B:77:ALA:HB3	1	1.8
(1,37)	1:A:104:ARG:N	2:B:77:ALA:N	1	1.8
(1,37)	1:A:104:ARG:N	2:B:77:ALA:O	1	1.8
(1,37)	1:A:104:ARG:N	2:B:78:GLY:C	1	1.8
(1,37)	1:A:104:ARG:N	2:B:78:GLY:CA	1	1.8
(1,37)	1:A:104:ARG:N	2:B:78:GLY:H	1	1.8
(1,37)	1:A:104:ARG:N	2:B:78:GLY:HA2	1	1.8
(1,37)	1:A:104:ARG:N	2:B:78:GLY:HA3	1	1.8
(1,37)	1:A:104:ARG:N	2:B:78:GLY:N	1	1.8
(1,37)	1:A:104:ARG:N	2:B:78:GLY:O	1	1.8

*Continued on next page...*

*Continued from previous page...*

Key	Atom-1	Atom-2	Model ID	Violation (Å)
(1,37)	1:A:104:ARG:N	2:B:79:LYS:C	1	1.8
(1,37)	1:A:104:ARG:N	2:B:79:LYS:CA	1	1.8
(1,37)	1:A:104:ARG:N	2:B:79:LYS:CB	1	1.8
(1,37)	1:A:104:ARG:N	2:B:79:LYS:CD	1	1.8
(1,37)	1:A:104:ARG:N	2:B:79:LYS:CE	1	1.8
(1,37)	1:A:104:ARG:N	2:B:79:LYS:CG	1	1.8
(1,37)	1:A:104:ARG:N	2:B:79:LYS:H	1	1.8
(1,37)	1:A:104:ARG:N	2:B:79:LYS:HA	1	1.8
(1,37)	1:A:104:ARG:N	2:B:79:LYS:HB2	1	1.8
(1,37)	1:A:104:ARG:N	2:B:79:LYS:HB3	1	1.8
(1,37)	1:A:104:ARG:N	2:B:79:LYS:HD2	1	1.8
(1,37)	1:A:104:ARG:N	2:B:79:LYS:HD3	1	1.8
(1,37)	1:A:104:ARG:N	2:B:79:LYS:HE2	1	1.8
(1,37)	1:A:104:ARG:N	2:B:79:LYS:HE3	1	1.8
(1,37)	1:A:104:ARG:N	2:B:79:LYS:HG2	1	1.8
(1,37)	1:A:104:ARG:N	2:B:79:LYS:HG3	1	1.8
(1,37)	1:A:104:ARG:N	2:B:79:LYS:HZ1	1	1.8
(1,37)	1:A:104:ARG:N	2:B:79:LYS:HZ2	1	1.8
(1,37)	1:A:104:ARG:N	2:B:79:LYS:HZ3	1	1.8
(1,37)	1:A:104:ARG:N	2:B:79:LYS:N	1	1.8
(1,37)	1:A:104:ARG:N	2:B:79:LYS:NZ	1	1.8
(1,37)	1:A:104:ARG:N	2:B:79:LYS:O	1	1.8
(1,37)	1:A:104:ARG:N	2:B:80:ILE:C	1	1.8
(1,37)	1:A:104:ARG:N	2:B:80:ILE:CA	1	1.8
(1,37)	1:A:104:ARG:N	2:B:80:ILE:CB	1	1.8
(1,37)	1:A:104:ARG:N	2:B:80:ILE:CD1	1	1.8
(1,37)	1:A:104:ARG:N	2:B:80:ILE:CG1	1	1.8
(1,37)	1:A:104:ARG:N	2:B:80:ILE:CG2	1	1.8
(1,37)	1:A:104:ARG:N	2:B:80:ILE:H	1	1.8
(1,37)	1:A:104:ARG:N	2:B:80:ILE:HA	1	1.8
(1,37)	1:A:104:ARG:N	2:B:80:ILE:HB	1	1.8
(1,37)	1:A:104:ARG:N	2:B:80:ILE:HD11	1	1.8
(1,37)	1:A:104:ARG:N	2:B:80:ILE:HD12	1	1.8
(1,37)	1:A:104:ARG:N	2:B:80:ILE:HD13	1	1.8
(1,37)	1:A:104:ARG:N	2:B:80:ILE:HG12	1	1.8
(1,37)	1:A:104:ARG:N	2:B:80:ILE:HG13	1	1.8
(1,37)	1:A:104:ARG:N	2:B:80:ILE:HG21	1	1.8
(1,37)	1:A:104:ARG:N	2:B:80:ILE:HG22	1	1.8
(1,37)	1:A:104:ARG:N	2:B:80:ILE:HG23	1	1.8
(1,37)	1:A:104:ARG:N	2:B:80:ILE:N	1	1.8
(1,37)	1:A:104:ARG:N	2:B:80:ILE:O	1	1.8
(1,37)	1:A:104:ARG:N	2:B:84:GLN:C	1	1.8

*Continued on next page...*

*Continued from previous page...*

Key	Atom-1	Atom-2	Model ID	Violation (Å)
(1,37)	1:A:104:ARG:N	2:B:84:GLN:CA	1	1.8
(1,37)	1:A:104:ARG:N	2:B:84:GLN:CB	1	1.8
(1,37)	1:A:104:ARG:N	2:B:84:GLN:CD	1	1.8
(1,37)	1:A:104:ARG:N	2:B:84:GLN:CG	1	1.8
(1,37)	1:A:104:ARG:N	2:B:84:GLN:H	1	1.8
(1,37)	1:A:104:ARG:N	2:B:84:GLN:HA	1	1.8
(1,37)	1:A:104:ARG:N	2:B:84:GLN:HB2	1	1.8
(1,37)	1:A:104:ARG:N	2:B:84:GLN:HB3	1	1.8
(1,37)	1:A:104:ARG:N	2:B:84:GLN:HE21	1	1.8
(1,37)	1:A:104:ARG:N	2:B:84:GLN:HE22	1	1.8
(1,37)	1:A:104:ARG:N	2:B:84:GLN:HG2	1	1.8
(1,37)	1:A:104:ARG:N	2:B:84:GLN:HG3	1	1.8
(1,37)	1:A:104:ARG:N	2:B:84:GLN:N	1	1.8
(1,37)	1:A:104:ARG:N	2:B:84:GLN:NE2	1	1.8
(1,37)	1:A:104:ARG:N	2:B:84:GLN:O	1	1.8
(1,37)	1:A:104:ARG:N	2:B:84:GLN:OE1	1	1.8
(1,37)	1:A:104:ARG:N	2:B:97:THR:C	1	1.8
(1,37)	1:A:104:ARG:N	2:B:97:THR:CA	1	1.8
(1,37)	1:A:104:ARG:N	2:B:97:THR:CB	1	1.8
(1,37)	1:A:104:ARG:N	2:B:97:THR:CG2	1	1.8
(1,37)	1:A:104:ARG:N	2:B:97:THR:H	1	1.8
(1,37)	1:A:104:ARG:N	2:B:97:THR:HA	1	1.8
(1,37)	1:A:104:ARG:N	2:B:97:THR:HB	1	1.8
(1,37)	1:A:104:ARG:N	2:B:97:THR:HG1	1	1.8
(1,37)	1:A:104:ARG:N	2:B:97:THR:HG21	1	1.8
(1,37)	1:A:104:ARG:N	2:B:97:THR:HG22	1	1.8
(1,37)	1:A:104:ARG:N	2:B:97:THR:HG23	1	1.8
(1,37)	1:A:104:ARG:N	2:B:97:THR:N	1	1.8
(1,37)	1:A:104:ARG:N	2:B:97:THR:O	1	1.8
(1,37)	1:A:104:ARG:N	2:B:97:THR:OG1	1	1.8
(1,37)	1:A:104:ARG:N	2:B:99:HIS:C	1	1.8
(1,37)	1:A:104:ARG:N	2:B:99:HIS:CA	1	1.8
(1,37)	1:A:104:ARG:N	2:B:99:HIS:CB	1	1.8
(1,37)	1:A:104:ARG:N	2:B:99:HIS:CD2	1	1.8
(1,37)	1:A:104:ARG:N	2:B:99:HIS:CE1	1	1.8
(1,37)	1:A:104:ARG:N	2:B:99:HIS:CG	1	1.8
(1,37)	1:A:104:ARG:N	2:B:99:HIS:H	1	1.8
(1,37)	1:A:104:ARG:N	2:B:99:HIS:HA	1	1.8
(1,37)	1:A:104:ARG:N	2:B:99:HIS:HB2	1	1.8
(1,37)	1:A:104:ARG:N	2:B:99:HIS:HB3	1	1.8
(1,37)	1:A:104:ARG:N	2:B:99:HIS:HD1	1	1.8
(1,37)	1:A:104:ARG:N	2:B:99:HIS:HD2	1	1.8

*Continued on next page...*

*Continued from previous page...*

Key	Atom-1	Atom-2	Model ID	Violation (Å)
(1,37)	1:A:104:ARG:N	2:B:99:HIS:HE1	1	1.8
(1,37)	1:A:104:ARG:N	2:B:99:HIS:HE2	1	1.8
(1,37)	1:A:104:ARG:N	2:B:99:HIS:N	1	1.8
(1,37)	1:A:104:ARG:N	2:B:99:HIS:ND1	1	1.8
(1,37)	1:A:104:ARG:N	2:B:99:HIS:NE2	1	1.8
(1,37)	1:A:104:ARG:N	2:B:99:HIS:O	1	1.8
(1,37)	1:A:104:ARG:N	2:B:101:VAL:C	1	1.8
(1,37)	1:A:104:ARG:N	2:B:101:VAL:CA	1	1.8
(1,37)	1:A:104:ARG:N	2:B:101:VAL:CB	1	1.8
(1,37)	1:A:104:ARG:N	2:B:101:VAL:CG1	1	1.8
(1,37)	1:A:104:ARG:N	2:B:101:VAL:CG2	1	1.8
(1,37)	1:A:104:ARG:N	2:B:101:VAL:H	1	1.8
(1,37)	1:A:104:ARG:N	2:B:101:VAL:HA	1	1.8
(1,37)	1:A:104:ARG:N	2:B:101:VAL:HB	1	1.8
(1,37)	1:A:104:ARG:N	2:B:101:VAL:HG11	1	1.8
(1,37)	1:A:104:ARG:N	2:B:101:VAL:HG12	1	1.8
(1,37)	1:A:104:ARG:N	2:B:101:VAL:HG13	1	1.8
(1,37)	1:A:104:ARG:N	2:B:101:VAL:HG21	1	1.8
(1,37)	1:A:104:ARG:N	2:B:101:VAL:HG22	1	1.8
(1,37)	1:A:104:ARG:N	2:B:101:VAL:HG23	1	1.8
(1,37)	1:A:104:ARG:N	2:B:101:VAL:N	1	1.8
(1,37)	1:A:104:ARG:N	2:B:101:VAL:O	1	1.8
(1,37)	1:A:104:ARG:NE	2:B:75:ILE:C	1	1.8
(1,37)	1:A:104:ARG:NE	2:B:75:ILE:CA	1	1.8
(1,37)	1:A:104:ARG:NE	2:B:75:ILE:CB	1	1.8
(1,37)	1:A:104:ARG:NE	2:B:75:ILE:CD1	1	1.8
(1,37)	1:A:104:ARG:NE	2:B:75:ILE:CG1	1	1.8
(1,37)	1:A:104:ARG:NE	2:B:75:ILE:CG2	1	1.8
(1,37)	1:A:104:ARG:NE	2:B:75:ILE:H	1	1.8
(1,37)	1:A:104:ARG:NE	2:B:75:ILE:HA	1	1.8
(1,37)	1:A:104:ARG:NE	2:B:75:ILE:HB	1	1.8
(1,37)	1:A:104:ARG:NE	2:B:75:ILE:HD11	1	1.8
(1,37)	1:A:104:ARG:NE	2:B:75:ILE:HD12	1	1.8
(1,37)	1:A:104:ARG:NE	2:B:75:ILE:HD13	1	1.8
(1,37)	1:A:104:ARG:NE	2:B:75:ILE:HG12	1	1.8
(1,37)	1:A:104:ARG:NE	2:B:75:ILE:HG13	1	1.8
(1,37)	1:A:104:ARG:NE	2:B:75:ILE:HG21	1	1.8
(1,37)	1:A:104:ARG:NE	2:B:75:ILE:HG22	1	1.8
(1,37)	1:A:104:ARG:NE	2:B:75:ILE:HG23	1	1.8
(1,37)	1:A:104:ARG:NE	2:B:75:ILE:N	1	1.8
(1,37)	1:A:104:ARG:NE	2:B:75:ILE:O	1	1.8
(1,37)	1:A:104:ARG:NE	2:B:77:ALA:C	1	1.8

*Continued on next page...*

Continued from previous page...

Key	Atom-1	Atom-2	Model ID	Violation (Å)
(1,37)	1:A:104:ARG:NE	2:B:77:ALA:CA	1	1.8
(1,37)	1:A:104:ARG:NE	2:B:77:ALA:CB	1	1.8
(1,37)	1:A:104:ARG:NE	2:B:77:ALA:H	1	1.8
(1,37)	1:A:104:ARG:NE	2:B:77:ALA:HA	1	1.8
(1,37)	1:A:104:ARG:NE	2:B:77:ALA:HB1	1	1.8
(1,37)	1:A:104:ARG:NE	2:B:77:ALA:HB2	1	1.8
(1,37)	1:A:104:ARG:NE	2:B:77:ALA:HB3	1	1.8
(1,37)	1:A:104:ARG:NE	2:B:77:ALA:N	1	1.8
(1,37)	1:A:104:ARG:NE	2:B:77:ALA:O	1	1.8
(1,37)	1:A:104:ARG:NE	2:B:78:GLY:C	1	1.8
(1,37)	1:A:104:ARG:NE	2:B:78:GLY:CA	1	1.8
(1,37)	1:A:104:ARG:NE	2:B:78:GLY:H	1	1.8
(1,37)	1:A:104:ARG:NE	2:B:78:GLY:HA2	1	1.8
(1,37)	1:A:104:ARG:NE	2:B:78:GLY:HA3	1	1.8
(1,37)	1:A:104:ARG:NE	2:B:78:GLY:N	1	1.8
(1,37)	1:A:104:ARG:NE	2:B:78:GLY:O	1	1.8
(1,37)	1:A:104:ARG:NE	2:B:79:LYS:C	1	1.8
(1,37)	1:A:104:ARG:NE	2:B:79:LYS:CA	1	1.8
(1,37)	1:A:104:ARG:NE	2:B:79:LYS:CB	1	1.8
(1,37)	1:A:104:ARG:NE	2:B:79:LYS:CD	1	1.8
(1,37)	1:A:104:ARG:NE	2:B:79:LYS:CE	1	1.8
(1,37)	1:A:104:ARG:NE	2:B:79:LYS:CG	1	1.8
(1,37)	1:A:104:ARG:NE	2:B:79:LYS:H	1	1.8
(1,37)	1:A:104:ARG:NE	2:B:79:LYS:HA	1	1.8
(1,37)	1:A:104:ARG:NE	2:B:79:LYS:HB2	1	1.8
(1,37)	1:A:104:ARG:NE	2:B:79:LYS:HB3	1	1.8
(1,37)	1:A:104:ARG:NE	2:B:79:LYS:HD2	1	1.8
(1,37)	1:A:104:ARG:NE	2:B:79:LYS:HD3	1	1.8
(1,37)	1:A:104:ARG:NE	2:B:79:LYS:HE2	1	1.8
(1,37)	1:A:104:ARG:NE	2:B:79:LYS:HE3	1	1.8
(1,37)	1:A:104:ARG:NE	2:B:79:LYS:HG2	1	1.8
(1,37)	1:A:104:ARG:NE	2:B:79:LYS:HG3	1	1.8
(1,37)	1:A:104:ARG:NE	2:B:79:LYS:HZ1	1	1.8
(1,37)	1:A:104:ARG:NE	2:B:79:LYS:HZ2	1	1.8
(1,37)	1:A:104:ARG:NE	2:B:79:LYS:HZ3	1	1.8
(1,37)	1:A:104:ARG:NE	2:B:79:LYS:N	1	1.8
(1,37)	1:A:104:ARG:NE	2:B:79:LYS:NZ	1	1.8
(1,37)	1:A:104:ARG:NE	2:B:79:LYS:O	1	1.8
(1,37)	1:A:104:ARG:NE	2:B:80:ILE:C	1	1.8
(1,37)	1:A:104:ARG:NE	2:B:80:ILE:CA	1	1.8
(1,37)	1:A:104:ARG:NE	2:B:80:ILE:CB	1	1.8
(1,37)	1:A:104:ARG:NE	2:B:80:ILE:CD1	1	1.8

Continued on next page...



*Continued from previous page...*

Key	Atom-1	Atom-2	Model ID	Violation (Å)
(1,37)	1:A:104:ARG:NE	2:B:80:ILE:CG1	1	1.8
(1,37)	1:A:104:ARG:NE	2:B:80:ILE:CG2	1	1.8
(1,37)	1:A:104:ARG:NE	2:B:80:ILE:H	1	1.8
(1,37)	1:A:104:ARG:NE	2:B:80:ILE:HA	1	1.8
(1,37)	1:A:104:ARG:NE	2:B:80:ILE:HB	1	1.8
(1,37)	1:A:104:ARG:NE	2:B:80:ILE:HD11	1	1.8
(1,37)	1:A:104:ARG:NE	2:B:80:ILE:HD12	1	1.8
(1,37)	1:A:104:ARG:NE	2:B:80:ILE:HD13	1	1.8
(1,37)	1:A:104:ARG:NE	2:B:80:ILE:HG12	1	1.8
(1,37)	1:A:104:ARG:NE	2:B:80:ILE:HG13	1	1.8
(1,37)	1:A:104:ARG:NE	2:B:80:ILE:HG21	1	1.8
(1,37)	1:A:104:ARG:NE	2:B:80:ILE:HG22	1	1.8
(1,37)	1:A:104:ARG:NE	2:B:80:ILE:HG23	1	1.8
(1,37)	1:A:104:ARG:NE	2:B:80:ILE:N	1	1.8
(1,37)	1:A:104:ARG:NE	2:B:80:ILE:O	1	1.8
(1,37)	1:A:104:ARG:NE	2:B:84:GLN:C	1	1.8
(1,37)	1:A:104:ARG:NE	2:B:84:GLN:CA	1	1.8
(1,37)	1:A:104:ARG:NE	2:B:84:GLN:CB	1	1.8
(1,37)	1:A:104:ARG:NE	2:B:84:GLN:CD	1	1.8
(1,37)	1:A:104:ARG:NE	2:B:84:GLN:CG	1	1.8
(1,37)	1:A:104:ARG:NE	2:B:84:GLN:H	1	1.8
(1,37)	1:A:104:ARG:NE	2:B:84:GLN:HA	1	1.8
(1,37)	1:A:104:ARG:NE	2:B:84:GLN:HB2	1	1.8
(1,37)	1:A:104:ARG:NE	2:B:84:GLN:HB3	1	1.8
(1,37)	1:A:104:ARG:NE	2:B:84:GLN:HE21	1	1.8
(1,37)	1:A:104:ARG:NE	2:B:84:GLN:HE22	1	1.8
(1,37)	1:A:104:ARG:NE	2:B:84:GLN:HG2	1	1.8
(1,37)	1:A:104:ARG:NE	2:B:84:GLN:HG3	1	1.8
(1,37)	1:A:104:ARG:NE	2:B:84:GLN:N	1	1.8
(1,37)	1:A:104:ARG:NE	2:B:84:GLN:NE2	1	1.8
(1,37)	1:A:104:ARG:NE	2:B:84:GLN:O	1	1.8
(1,37)	1:A:104:ARG:NE	2:B:84:GLN:OE1	1	1.8
(1,37)	1:A:104:ARG:NE	2:B:97:THR:C	1	1.8
(1,37)	1:A:104:ARG:NE	2:B:97:THR:CA	1	1.8
(1,37)	1:A:104:ARG:NE	2:B:97:THR:CB	1	1.8
(1,37)	1:A:104:ARG:NE	2:B:97:THR:CG2	1	1.8
(1,37)	1:A:104:ARG:NE	2:B:97:THR:H	1	1.8
(1,37)	1:A:104:ARG:NE	2:B:97:THR:HA	1	1.8
(1,37)	1:A:104:ARG:NE	2:B:97:THR:HB	1	1.8
(1,37)	1:A:104:ARG:NE	2:B:97:THR:HG1	1	1.8
(1,37)	1:A:104:ARG:NE	2:B:97:THR:HG21	1	1.8
(1,37)	1:A:104:ARG:NE	2:B:97:THR:HG22	1	1.8

*Continued on next page...*

*Continued from previous page...*

Key	Atom-1	Atom-2	Model ID	Violation (Å)
(1,37)	1:A:104:ARG:NE	2:B:97:THR:HG23	1	1.8
(1,37)	1:A:104:ARG:NE	2:B:97:THR:N	1	1.8
(1,37)	1:A:104:ARG:NE	2:B:97:THR:O	1	1.8
(1,37)	1:A:104:ARG:NE	2:B:97:THR:OG1	1	1.8
(1,37)	1:A:104:ARG:NE	2:B:99:HIS:C	1	1.8
(1,37)	1:A:104:ARG:NE	2:B:99:HIS:CA	1	1.8
(1,37)	1:A:104:ARG:NE	2:B:99:HIS:CB	1	1.8
(1,37)	1:A:104:ARG:NE	2:B:99:HIS:CD2	1	1.8
(1,37)	1:A:104:ARG:NE	2:B:99:HIS:CE1	1	1.8
(1,37)	1:A:104:ARG:NE	2:B:99:HIS:CG	1	1.8
(1,37)	1:A:104:ARG:NE	2:B:99:HIS:H	1	1.8
(1,37)	1:A:104:ARG:NE	2:B:99:HIS:HA	1	1.8
(1,37)	1:A:104:ARG:NE	2:B:99:HIS:HB2	1	1.8
(1,37)	1:A:104:ARG:NE	2:B:99:HIS:HB3	1	1.8
(1,37)	1:A:104:ARG:NE	2:B:99:HIS:HD1	1	1.8
(1,37)	1:A:104:ARG:NE	2:B:99:HIS:HD2	1	1.8
(1,37)	1:A:104:ARG:NE	2:B:99:HIS:HE1	1	1.8
(1,37)	1:A:104:ARG:NE	2:B:99:HIS:HE2	1	1.8
(1,37)	1:A:104:ARG:NE	2:B:99:HIS:N	1	1.8
(1,37)	1:A:104:ARG:NE	2:B:99:HIS:ND1	1	1.8
(1,37)	1:A:104:ARG:NE	2:B:99:HIS:NE2	1	1.8
(1,37)	1:A:104:ARG:NE	2:B:99:HIS:O	1	1.8
(1,37)	1:A:104:ARG:NE	2:B:101:VAL:C	1	1.8
(1,37)	1:A:104:ARG:NE	2:B:101:VAL:CA	1	1.8
(1,37)	1:A:104:ARG:NE	2:B:101:VAL:CB	1	1.8
(1,37)	1:A:104:ARG:NE	2:B:101:VAL:CG1	1	1.8
(1,37)	1:A:104:ARG:NE	2:B:101:VAL:CG2	1	1.8
(1,37)	1:A:104:ARG:NE	2:B:101:VAL:H	1	1.8
(1,37)	1:A:104:ARG:NE	2:B:101:VAL:HA	1	1.8
(1,37)	1:A:104:ARG:NE	2:B:101:VAL:HB	1	1.8
(1,37)	1:A:104:ARG:NE	2:B:101:VAL:HG11	1	1.8
(1,37)	1:A:104:ARG:NE	2:B:101:VAL:HG12	1	1.8
(1,37)	1:A:104:ARG:NE	2:B:101:VAL:HG13	1	1.8
(1,37)	1:A:104:ARG:NE	2:B:101:VAL:HG21	1	1.8
(1,37)	1:A:104:ARG:NE	2:B:101:VAL:HG22	1	1.8
(1,37)	1:A:104:ARG:NE	2:B:101:VAL:HG23	1	1.8
(1,37)	1:A:104:ARG:NE	2:B:101:VAL:N	1	1.8
(1,37)	1:A:104:ARG:NE	2:B:101:VAL:O	1	1.8
(1,37)	1:A:104:ARG:NH1	2:B:75:ILE:C	1	1.8
(1,37)	1:A:104:ARG:NH1	2:B:75:ILE:CA	1	1.8
(1,37)	1:A:104:ARG:NH1	2:B:75:ILE:CB	1	1.8
(1,37)	1:A:104:ARG:NH1	2:B:75:ILE:CD1	1	1.8

*Continued on next page...*

*Continued from previous page...*

Key	Atom-1	Atom-2	Model ID	Violation (Å)
(1,37)	1:A:104:ARG:NH1	2:B:75:ILE:CG1	1	1.8
(1,37)	1:A:104:ARG:NH1	2:B:75:ILE:CG2	1	1.8
(1,37)	1:A:104:ARG:NH1	2:B:75:ILE:H	1	1.8
(1,37)	1:A:104:ARG:NH1	2:B:75:ILE:HA	1	1.8
(1,37)	1:A:104:ARG:NH1	2:B:75:ILE:HB	1	1.8
(1,37)	1:A:104:ARG:NH1	2:B:75:ILE:HD11	1	1.8
(1,37)	1:A:104:ARG:NH1	2:B:75:ILE:HD12	1	1.8
(1,37)	1:A:104:ARG:NH1	2:B:75:ILE:HD13	1	1.8
(1,37)	1:A:104:ARG:NH1	2:B:75:ILE:HG12	1	1.8
(1,37)	1:A:104:ARG:NH1	2:B:75:ILE:HG13	1	1.8
(1,37)	1:A:104:ARG:NH1	2:B:75:ILE:HG21	1	1.8
(1,37)	1:A:104:ARG:NH1	2:B:75:ILE:HG22	1	1.8
(1,37)	1:A:104:ARG:NH1	2:B:75:ILE:HG23	1	1.8
(1,37)	1:A:104:ARG:NH1	2:B:75:ILE:N	1	1.8
(1,37)	1:A:104:ARG:NH1	2:B:75:ILE:O	1	1.8
(1,37)	1:A:104:ARG:NH1	2:B:77:ALA:C	1	1.8
(1,37)	1:A:104:ARG:NH1	2:B:77:ALA:CA	1	1.8
(1,37)	1:A:104:ARG:NH1	2:B:77:ALA:CB	1	1.8
(1,37)	1:A:104:ARG:NH1	2:B:77:ALA:H	1	1.8
(1,37)	1:A:104:ARG:NH1	2:B:77:ALA:HA	1	1.8
(1,37)	1:A:104:ARG:NH1	2:B:77:ALA:HB1	1	1.8
(1,37)	1:A:104:ARG:NH1	2:B:77:ALA:HB2	1	1.8
(1,37)	1:A:104:ARG:NH1	2:B:77:ALA:HB3	1	1.8
(1,37)	1:A:104:ARG:NH1	2:B:77:ALA:N	1	1.8
(1,37)	1:A:104:ARG:NH1	2:B:77:ALA:O	1	1.8
(1,37)	1:A:104:ARG:NH1	2:B:78:GLY:C	1	1.8
(1,37)	1:A:104:ARG:NH1	2:B:78:GLY:CA	1	1.8
(1,37)	1:A:104:ARG:NH1	2:B:78:GLY:H	1	1.8
(1,37)	1:A:104:ARG:NH1	2:B:78:GLY:HA2	1	1.8
(1,37)	1:A:104:ARG:NH1	2:B:78:GLY:HA3	1	1.8
(1,37)	1:A:104:ARG:NH1	2:B:78:GLY:N	1	1.8
(1,37)	1:A:104:ARG:NH1	2:B:78:GLY:O	1	1.8
(1,37)	1:A:104:ARG:NH1	2:B:79:LYS:C	1	1.8
(1,37)	1:A:104:ARG:NH1	2:B:79:LYS:CA	1	1.8
(1,37)	1:A:104:ARG:NH1	2:B:79:LYS:CB	1	1.8
(1,37)	1:A:104:ARG:NH1	2:B:79:LYS:CD	1	1.8
(1,37)	1:A:104:ARG:NH1	2:B:79:LYS:CE	1	1.8
(1,37)	1:A:104:ARG:NH1	2:B:79:LYS:CG	1	1.8
(1,37)	1:A:104:ARG:NH1	2:B:79:LYS:H	1	1.8
(1,37)	1:A:104:ARG:NH1	2:B:79:LYS:HA	1	1.8
(1,37)	1:A:104:ARG:NH1	2:B:79:LYS:HB2	1	1.8
(1,37)	1:A:104:ARG:NH1	2:B:79:LYS:HB3	1	1.8

*Continued on next page...*

*Continued from previous page...*

Key	Atom-1	Atom-2	Model ID	Violation (Å)
(1,37)	1:A:104:ARG:NH1	2:B:79:LYS:HD2	1	1.8
(1,37)	1:A:104:ARG:NH1	2:B:79:LYS:HD3	1	1.8
(1,37)	1:A:104:ARG:NH1	2:B:79:LYS:HE2	1	1.8
(1,37)	1:A:104:ARG:NH1	2:B:79:LYS:HE3	1	1.8
(1,37)	1:A:104:ARG:NH1	2:B:79:LYS:HG2	1	1.8
(1,37)	1:A:104:ARG:NH1	2:B:79:LYS:HG3	1	1.8
(1,37)	1:A:104:ARG:NH1	2:B:79:LYS:HZ1	1	1.8
(1,37)	1:A:104:ARG:NH1	2:B:79:LYS:HZ2	1	1.8
(1,37)	1:A:104:ARG:NH1	2:B:79:LYS:HZ3	1	1.8
(1,37)	1:A:104:ARG:NH1	2:B:79:LYS:N	1	1.8
(1,37)	1:A:104:ARG:NH1	2:B:79:LYS:NZ	1	1.8
(1,37)	1:A:104:ARG:NH1	2:B:79:LYS:O	1	1.8
(1,37)	1:A:104:ARG:NH1	2:B:80:ILE:C	1	1.8
(1,37)	1:A:104:ARG:NH1	2:B:80:ILE:CA	1	1.8
(1,37)	1:A:104:ARG:NH1	2:B:80:ILE:CB	1	1.8
(1,37)	1:A:104:ARG:NH1	2:B:80:ILE:CD1	1	1.8
(1,37)	1:A:104:ARG:NH1	2:B:80:ILE:CG1	1	1.8
(1,37)	1:A:104:ARG:NH1	2:B:80:ILE:CG2	1	1.8
(1,37)	1:A:104:ARG:NH1	2:B:80:ILE:H	1	1.8
(1,37)	1:A:104:ARG:NH1	2:B:80:ILE:HA	1	1.8
(1,37)	1:A:104:ARG:NH1	2:B:80:ILE:HB	1	1.8
(1,37)	1:A:104:ARG:NH1	2:B:80:ILE:HD11	1	1.8
(1,37)	1:A:104:ARG:NH1	2:B:80:ILE:HD12	1	1.8
(1,37)	1:A:104:ARG:NH1	2:B:80:ILE:HD13	1	1.8
(1,37)	1:A:104:ARG:NH1	2:B:80:ILE:HG12	1	1.8
(1,37)	1:A:104:ARG:NH1	2:B:80:ILE:HG13	1	1.8
(1,37)	1:A:104:ARG:NH1	2:B:80:ILE:HG21	1	1.8
(1,37)	1:A:104:ARG:NH1	2:B:80:ILE:HG22	1	1.8
(1,37)	1:A:104:ARG:NH1	2:B:80:ILE:HG23	1	1.8
(1,37)	1:A:104:ARG:NH1	2:B:80:ILE:N	1	1.8
(1,37)	1:A:104:ARG:NH1	2:B:80:ILE:O	1	1.8
(1,37)	1:A:104:ARG:NH1	2:B:84:GLN:C	1	1.8
(1,37)	1:A:104:ARG:NH1	2:B:84:GLN:CA	1	1.8
(1,37)	1:A:104:ARG:NH1	2:B:84:GLN:CB	1	1.8
(1,37)	1:A:104:ARG:NH1	2:B:84:GLN:CD	1	1.8
(1,37)	1:A:104:ARG:NH1	2:B:84:GLN:CG	1	1.8
(1,37)	1:A:104:ARG:NH1	2:B:84:GLN:H	1	1.8
(1,37)	1:A:104:ARG:NH1	2:B:84:GLN:HA	1	1.8
(1,37)	1:A:104:ARG:NH1	2:B:84:GLN:HB2	1	1.8
(1,37)	1:A:104:ARG:NH1	2:B:84:GLN:HB3	1	1.8
(1,37)	1:A:104:ARG:NH1	2:B:84:GLN:HE21	1	1.8
(1,37)	1:A:104:ARG:NH1	2:B:84:GLN:HE22	1	1.8

*Continued on next page...*

*Continued from previous page...*

Key	Atom-1	Atom-2	Model ID	Violation (Å)
(1,37)	1:A:104:ARG:NH1	2:B:84:GLN:HG2	1	1.8
(1,37)	1:A:104:ARG:NH1	2:B:84:GLN:HG3	1	1.8
(1,37)	1:A:104:ARG:NH1	2:B:84:GLN:N	1	1.8
(1,37)	1:A:104:ARG:NH1	2:B:84:GLN:NE2	1	1.8
(1,37)	1:A:104:ARG:NH1	2:B:84:GLN:O	1	1.8
(1,37)	1:A:104:ARG:NH1	2:B:84:GLN:OE1	1	1.8
(1,37)	1:A:104:ARG:NH1	2:B:97:THR:C	1	1.8
(1,37)	1:A:104:ARG:NH1	2:B:97:THR:CA	1	1.8
(1,37)	1:A:104:ARG:NH1	2:B:97:THR:CB	1	1.8
(1,37)	1:A:104:ARG:NH1	2:B:97:THR:CG2	1	1.8
(1,37)	1:A:104:ARG:NH1	2:B:97:THR:H	1	1.8
(1,37)	1:A:104:ARG:NH1	2:B:97:THR:HA	1	1.8
(1,37)	1:A:104:ARG:NH1	2:B:97:THR:HB	1	1.8
(1,37)	1:A:104:ARG:NH1	2:B:97:THR:HG1	1	1.8
(1,37)	1:A:104:ARG:NH1	2:B:97:THR:HG21	1	1.8
(1,37)	1:A:104:ARG:NH1	2:B:97:THR:HG22	1	1.8
(1,37)	1:A:104:ARG:NH1	2:B:97:THR:HG23	1	1.8
(1,37)	1:A:104:ARG:NH1	2:B:97:THR:N	1	1.8
(1,37)	1:A:104:ARG:NH1	2:B:97:THR:O	1	1.8
(1,37)	1:A:104:ARG:NH1	2:B:97:THR:OG1	1	1.8
(1,37)	1:A:104:ARG:NH1	2:B:99:HIS:C	1	1.8
(1,37)	1:A:104:ARG:NH1	2:B:99:HIS:CA	1	1.8
(1,37)	1:A:104:ARG:NH1	2:B:99:HIS:CB	1	1.8
(1,37)	1:A:104:ARG:NH1	2:B:99:HIS:CD2	1	1.8
(1,37)	1:A:104:ARG:NH1	2:B:99:HIS:CE1	1	1.8
(1,37)	1:A:104:ARG:NH1	2:B:99:HIS:CG	1	1.8
(1,37)	1:A:104:ARG:NH1	2:B:99:HIS:H	1	1.8
(1,37)	1:A:104:ARG:NH1	2:B:99:HIS:HA	1	1.8
(1,37)	1:A:104:ARG:NH1	2:B:99:HIS:HB2	1	1.8
(1,37)	1:A:104:ARG:NH1	2:B:99:HIS:HB3	1	1.8
(1,37)	1:A:104:ARG:NH1	2:B:99:HIS:HD1	1	1.8
(1,37)	1:A:104:ARG:NH1	2:B:99:HIS:HD2	1	1.8
(1,37)	1:A:104:ARG:NH1	2:B:99:HIS:HE1	1	1.8
(1,37)	1:A:104:ARG:NH1	2:B:99:HIS:HE2	1	1.8
(1,37)	1:A:104:ARG:NH1	2:B:99:HIS:N	1	1.8
(1,37)	1:A:104:ARG:NH1	2:B:99:HIS:ND1	1	1.8
(1,37)	1:A:104:ARG:NH1	2:B:99:HIS:NE2	1	1.8
(1,37)	1:A:104:ARG:NH1	2:B:99:HIS:O	1	1.8
(1,37)	1:A:104:ARG:NH1	2:B:101:VAL:C	1	1.8
(1,37)	1:A:104:ARG:NH1	2:B:101:VAL:CA	1	1.8
(1,37)	1:A:104:ARG:NH1	2:B:101:VAL:CB	1	1.8
(1,37)	1:A:104:ARG:NH1	2:B:101:VAL:CG1	1	1.8

*Continued on next page...*

*Continued from previous page...*

Key	Atom-1	Atom-2	Model ID	Violation (Å)
(1,37)	1:A:104:ARG:NH1	2:B:101:VAL:CG2	1	1.8
(1,37)	1:A:104:ARG:NH1	2:B:101:VAL:H	1	1.8
(1,37)	1:A:104:ARG:NH1	2:B:101:VAL:HA	1	1.8
(1,37)	1:A:104:ARG:NH1	2:B:101:VAL:HB	1	1.8
(1,37)	1:A:104:ARG:NH1	2:B:101:VAL:HG11	1	1.8
(1,37)	1:A:104:ARG:NH1	2:B:101:VAL:HG12	1	1.8
(1,37)	1:A:104:ARG:NH1	2:B:101:VAL:HG13	1	1.8
(1,37)	1:A:104:ARG:NH1	2:B:101:VAL:HG21	1	1.8
(1,37)	1:A:104:ARG:NH1	2:B:101:VAL:HG22	1	1.8
(1,37)	1:A:104:ARG:NH1	2:B:101:VAL:HG23	1	1.8
(1,37)	1:A:104:ARG:NH1	2:B:101:VAL:N	1	1.8
(1,37)	1:A:104:ARG:NH1	2:B:101:VAL:O	1	1.8
(1,37)	1:A:104:ARG:NH2	2:B:75:ILE:C	1	1.8
(1,37)	1:A:104:ARG:NH2	2:B:75:ILE:CA	1	1.8
(1,37)	1:A:104:ARG:NH2	2:B:75:ILE:CB	1	1.8
(1,37)	1:A:104:ARG:NH2	2:B:75:ILE:CD1	1	1.8
(1,37)	1:A:104:ARG:NH2	2:B:75:ILE:CG1	1	1.8
(1,37)	1:A:104:ARG:NH2	2:B:75:ILE:CG2	1	1.8
(1,37)	1:A:104:ARG:NH2	2:B:75:ILE:H	1	1.8
(1,37)	1:A:104:ARG:NH2	2:B:75:ILE:HA	1	1.8
(1,37)	1:A:104:ARG:NH2	2:B:75:ILE:HB	1	1.8
(1,37)	1:A:104:ARG:NH2	2:B:75:ILE:HD11	1	1.8
(1,37)	1:A:104:ARG:NH2	2:B:75:ILE:HD12	1	1.8
(1,37)	1:A:104:ARG:NH2	2:B:75:ILE:HD13	1	1.8
(1,37)	1:A:104:ARG:NH2	2:B:75:ILE:HG12	1	1.8
(1,37)	1:A:104:ARG:NH2	2:B:75:ILE:HG13	1	1.8
(1,37)	1:A:104:ARG:NH2	2:B:75:ILE:HG21	1	1.8
(1,37)	1:A:104:ARG:NH2	2:B:75:ILE:HG22	1	1.8
(1,37)	1:A:104:ARG:NH2	2:B:75:ILE:HG23	1	1.8
(1,37)	1:A:104:ARG:NH2	2:B:75:ILE:N	1	1.8
(1,37)	1:A:104:ARG:NH2	2:B:75:ILE:O	1	1.8
(1,37)	1:A:104:ARG:NH2	2:B:77:ALA:C	1	1.8
(1,37)	1:A:104:ARG:NH2	2:B:77:ALA:CA	1	1.8
(1,37)	1:A:104:ARG:NH2	2:B:77:ALA:CB	1	1.8
(1,37)	1:A:104:ARG:NH2	2:B:77:ALA:H	1	1.8
(1,37)	1:A:104:ARG:NH2	2:B:77:ALA:HA	1	1.8
(1,37)	1:A:104:ARG:NH2	2:B:77:ALA:HB1	1	1.8
(1,37)	1:A:104:ARG:NH2	2:B:77:ALA:HB2	1	1.8
(1,37)	1:A:104:ARG:NH2	2:B:77:ALA:HB3	1	1.8
(1,37)	1:A:104:ARG:NH2	2:B:77:ALA:N	1	1.8
(1,37)	1:A:104:ARG:NH2	2:B:77:ALA:O	1	1.8
(1,37)	1:A:104:ARG:NH2	2:B:78:GLY:C	1	1.8

*Continued on next page...*

*Continued from previous page...*

Key	Atom-1	Atom-2	Model ID	Violation (Å)
(1,37)	1:A:104:ARG:NH2	2:B:78:GLY:CA	1	1.8
(1,37)	1:A:104:ARG:NH2	2:B:78:GLY:H	1	1.8
(1,37)	1:A:104:ARG:NH2	2:B:78:GLY:HA2	1	1.8
(1,37)	1:A:104:ARG:NH2	2:B:78:GLY:HA3	1	1.8
(1,37)	1:A:104:ARG:NH2	2:B:78:GLY:N	1	1.8
(1,37)	1:A:104:ARG:NH2	2:B:78:GLY:O	1	1.8
(1,37)	1:A:104:ARG:NH2	2:B:79:LYS:C	1	1.8
(1,37)	1:A:104:ARG:NH2	2:B:79:LYS:CA	1	1.8
(1,37)	1:A:104:ARG:NH2	2:B:79:LYS:CB	1	1.8
(1,37)	1:A:104:ARG:NH2	2:B:79:LYS:CD	1	1.8
(1,37)	1:A:104:ARG:NH2	2:B:79:LYS:CE	1	1.8
(1,37)	1:A:104:ARG:NH2	2:B:79:LYS:CG	1	1.8
(1,37)	1:A:104:ARG:NH2	2:B:79:LYS:H	1	1.8
(1,37)	1:A:104:ARG:NH2	2:B:79:LYS:HA	1	1.8
(1,37)	1:A:104:ARG:NH2	2:B:79:LYS:HB2	1	1.8
(1,37)	1:A:104:ARG:NH2	2:B:79:LYS:HB3	1	1.8
(1,37)	1:A:104:ARG:NH2	2:B:79:LYS:HD2	1	1.8
(1,37)	1:A:104:ARG:NH2	2:B:79:LYS:HD3	1	1.8
(1,37)	1:A:104:ARG:NH2	2:B:79:LYS:HE2	1	1.8
(1,37)	1:A:104:ARG:NH2	2:B:79:LYS:HE3	1	1.8
(1,37)	1:A:104:ARG:NH2	2:B:79:LYS:HG2	1	1.8
(1,37)	1:A:104:ARG:NH2	2:B:79:LYS:HG3	1	1.8
(1,37)	1:A:104:ARG:NH2	2:B:79:LYS:HZ1	1	1.8
(1,37)	1:A:104:ARG:NH2	2:B:79:LYS:HZ2	1	1.8
(1,37)	1:A:104:ARG:NH2	2:B:79:LYS:HZ3	1	1.8
(1,37)	1:A:104:ARG:NH2	2:B:79:LYS:N	1	1.8
(1,37)	1:A:104:ARG:NH2	2:B:79:LYS:NZ	1	1.8
(1,37)	1:A:104:ARG:NH2	2:B:79:LYS:O	1	1.8
(1,37)	1:A:104:ARG:NH2	2:B:80:ILE:C	1	1.8
(1,37)	1:A:104:ARG:NH2	2:B:80:ILE:CA	1	1.8
(1,37)	1:A:104:ARG:NH2	2:B:80:ILE:CB	1	1.8
(1,37)	1:A:104:ARG:NH2	2:B:80:ILE:CD1	1	1.8
(1,37)	1:A:104:ARG:NH2	2:B:80:ILE:CG1	1	1.8
(1,37)	1:A:104:ARG:NH2	2:B:80:ILE:CG2	1	1.8
(1,37)	1:A:104:ARG:NH2	2:B:80:ILE:H	1	1.8
(1,37)	1:A:104:ARG:NH2	2:B:80:ILE:HA	1	1.8
(1,37)	1:A:104:ARG:NH2	2:B:80:ILE:HB	1	1.8
(1,37)	1:A:104:ARG:NH2	2:B:80:ILE:HD11	1	1.8
(1,37)	1:A:104:ARG:NH2	2:B:80:ILE:HD12	1	1.8
(1,37)	1:A:104:ARG:NH2	2:B:80:ILE:HD13	1	1.8
(1,37)	1:A:104:ARG:NH2	2:B:80:ILE:HG12	1	1.8
(1,37)	1:A:104:ARG:NH2	2:B:80:ILE:HG13	1	1.8

*Continued on next page...*

*Continued from previous page...*

Key	Atom-1	Atom-2	Model ID	Violation (Å)
(1,37)	1:A:104:ARG:NH2	2:B:80:ILE:HG21	1	1.8
(1,37)	1:A:104:ARG:NH2	2:B:80:ILE:HG22	1	1.8
(1,37)	1:A:104:ARG:NH2	2:B:80:ILE:HG23	1	1.8
(1,37)	1:A:104:ARG:NH2	2:B:80:ILE:N	1	1.8
(1,37)	1:A:104:ARG:NH2	2:B:80:ILE:O	1	1.8
(1,37)	1:A:104:ARG:NH2	2:B:84:GLN:C	1	1.8
(1,37)	1:A:104:ARG:NH2	2:B:84:GLN:CA	1	1.8
(1,37)	1:A:104:ARG:NH2	2:B:84:GLN:CB	1	1.8
(1,37)	1:A:104:ARG:NH2	2:B:84:GLN:CD	1	1.8
(1,37)	1:A:104:ARG:NH2	2:B:84:GLN:CG	1	1.8
(1,37)	1:A:104:ARG:NH2	2:B:84:GLN:H	1	1.8
(1,37)	1:A:104:ARG:NH2	2:B:84:GLN:HA	1	1.8
(1,37)	1:A:104:ARG:NH2	2:B:84:GLN:HB2	1	1.8
(1,37)	1:A:104:ARG:NH2	2:B:84:GLN:HB3	1	1.8
(1,37)	1:A:104:ARG:NH2	2:B:84:GLN:HE21	1	1.8
(1,37)	1:A:104:ARG:NH2	2:B:84:GLN:HE22	1	1.8
(1,37)	1:A:104:ARG:NH2	2:B:84:GLN:HG2	1	1.8
(1,37)	1:A:104:ARG:NH2	2:B:84:GLN:HG3	1	1.8
(1,37)	1:A:104:ARG:NH2	2:B:84:GLN:N	1	1.8
(1,37)	1:A:104:ARG:NH2	2:B:84:GLN:NE2	1	1.8
(1,37)	1:A:104:ARG:NH2	2:B:84:GLN:O	1	1.8
(1,37)	1:A:104:ARG:NH2	2:B:84:GLN:OE1	1	1.8
(1,37)	1:A:104:ARG:NH2	2:B:97:THR:C	1	1.8
(1,37)	1:A:104:ARG:NH2	2:B:97:THR:CA	1	1.8
(1,37)	1:A:104:ARG:NH2	2:B:97:THR:CB	1	1.8
(1,37)	1:A:104:ARG:NH2	2:B:97:THR:CG2	1	1.8
(1,37)	1:A:104:ARG:NH2	2:B:97:THR:H	1	1.8
(1,37)	1:A:104:ARG:NH2	2:B:97:THR:HA	1	1.8
(1,37)	1:A:104:ARG:NH2	2:B:97:THR:HB	1	1.8
(1,37)	1:A:104:ARG:NH2	2:B:97:THR:HG1	1	1.8
(1,37)	1:A:104:ARG:NH2	2:B:97:THR:HG21	1	1.8
(1,37)	1:A:104:ARG:NH2	2:B:97:THR:HG22	1	1.8
(1,37)	1:A:104:ARG:NH2	2:B:97:THR:HG23	1	1.8
(1,37)	1:A:104:ARG:NH2	2:B:97:THR:N	1	1.8
(1,37)	1:A:104:ARG:NH2	2:B:97:THR:O	1	1.8
(1,37)	1:A:104:ARG:NH2	2:B:97:THR:OG1	1	1.8
(1,37)	1:A:104:ARG:NH2	2:B:99:HIS:C	1	1.8
(1,37)	1:A:104:ARG:NH2	2:B:99:HIS:CA	1	1.8
(1,37)	1:A:104:ARG:NH2	2:B:99:HIS:CB	1	1.8
(1,37)	1:A:104:ARG:NH2	2:B:99:HIS:CD2	1	1.8
(1,37)	1:A:104:ARG:NH2	2:B:99:HIS:CE1	1	1.8
(1,37)	1:A:104:ARG:NH2	2:B:99:HIS:CG	1	1.8

*Continued on next page...*



*Continued from previous page...*

Key	Atom-1	Atom-2	Model ID	Violation (Å)
(1,37)	1:A:104:ARG:NH2	2:B:99:HIS:H	1	1.8
(1,37)	1:A:104:ARG:NH2	2:B:99:HIS:HA	1	1.8
(1,37)	1:A:104:ARG:NH2	2:B:99:HIS:HB2	1	1.8
(1,37)	1:A:104:ARG:NH2	2:B:99:HIS:HB3	1	1.8
(1,37)	1:A:104:ARG:NH2	2:B:99:HIS:HD1	1	1.8
(1,37)	1:A:104:ARG:NH2	2:B:99:HIS:HD2	1	1.8
(1,37)	1:A:104:ARG:NH2	2:B:99:HIS:HE1	1	1.8
(1,37)	1:A:104:ARG:NH2	2:B:99:HIS:HE2	1	1.8
(1,37)	1:A:104:ARG:NH2	2:B:99:HIS:N	1	1.8
(1,37)	1:A:104:ARG:NH2	2:B:99:HIS:ND1	1	1.8
(1,37)	1:A:104:ARG:NH2	2:B:99:HIS:NE2	1	1.8
(1,37)	1:A:104:ARG:NH2	2:B:99:HIS:O	1	1.8
(1,37)	1:A:104:ARG:NH2	2:B:101:VAL:C	1	1.8
(1,37)	1:A:104:ARG:NH2	2:B:101:VAL:CA	1	1.8
(1,37)	1:A:104:ARG:NH2	2:B:101:VAL:CB	1	1.8
(1,37)	1:A:104:ARG:NH2	2:B:101:VAL:CG1	1	1.8
(1,37)	1:A:104:ARG:NH2	2:B:101:VAL:CG2	1	1.8
(1,37)	1:A:104:ARG:NH2	2:B:101:VAL:H	1	1.8
(1,37)	1:A:104:ARG:NH2	2:B:101:VAL:HA	1	1.8
(1,37)	1:A:104:ARG:NH2	2:B:101:VAL:HB	1	1.8
(1,37)	1:A:104:ARG:NH2	2:B:101:VAL:HG11	1	1.8
(1,37)	1:A:104:ARG:NH2	2:B:101:VAL:HG12	1	1.8
(1,37)	1:A:104:ARG:NH2	2:B:101:VAL:HG13	1	1.8
(1,37)	1:A:104:ARG:NH2	2:B:101:VAL:HG21	1	1.8
(1,37)	1:A:104:ARG:NH2	2:B:101:VAL:HG22	1	1.8
(1,37)	1:A:104:ARG:NH2	2:B:101:VAL:HG23	1	1.8
(1,37)	1:A:104:ARG:NH2	2:B:101:VAL:N	1	1.8
(1,37)	1:A:104:ARG:NH2	2:B:101:VAL:O	1	1.8
(1,37)	1:A:104:ARG:O	2:B:75:ILE:C	1	1.8
(1,37)	1:A:104:ARG:O	2:B:75:ILE:CA	1	1.8
(1,37)	1:A:104:ARG:O	2:B:75:ILE:CB	1	1.8
(1,37)	1:A:104:ARG:O	2:B:75:ILE:CD1	1	1.8
(1,37)	1:A:104:ARG:O	2:B:75:ILE:CG1	1	1.8
(1,37)	1:A:104:ARG:O	2:B:75:ILE:CG2	1	1.8
(1,37)	1:A:104:ARG:O	2:B:75:ILE:H	1	1.8
(1,37)	1:A:104:ARG:O	2:B:75:ILE:HA	1	1.8
(1,37)	1:A:104:ARG:O	2:B:75:ILE:HB	1	1.8
(1,37)	1:A:104:ARG:O	2:B:75:ILE:HD11	1	1.8
(1,37)	1:A:104:ARG:O	2:B:75:ILE:HD12	1	1.8
(1,37)	1:A:104:ARG:O	2:B:75:ILE:HD13	1	1.8
(1,37)	1:A:104:ARG:O	2:B:75:ILE:HG12	1	1.8
(1,37)	1:A:104:ARG:O	2:B:75:ILE:HG13	1	1.8

*Continued on next page...*

*Continued from previous page...*

Key	Atom-1	Atom-2	Model ID	Violation (Å)
(1,37)	1:A:104:ARG:O	2:B:75:ILE:HG21	1	1.8
(1,37)	1:A:104:ARG:O	2:B:75:ILE:HG22	1	1.8
(1,37)	1:A:104:ARG:O	2:B:75:ILE:HG23	1	1.8
(1,37)	1:A:104:ARG:O	2:B:75:ILE:N	1	1.8
(1,37)	1:A:104:ARG:O	2:B:75:ILE:O	1	1.8
(1,37)	1:A:104:ARG:O	2:B:77:ALA:C	1	1.8
(1,37)	1:A:104:ARG:O	2:B:77:ALA:CA	1	1.8
(1,37)	1:A:104:ARG:O	2:B:77:ALA:CB	1	1.8
(1,37)	1:A:104:ARG:O	2:B:77:ALA:H	1	1.8
(1,37)	1:A:104:ARG:O	2:B:77:ALA:HA	1	1.8
(1,37)	1:A:104:ARG:O	2:B:77:ALA:HB1	1	1.8
(1,37)	1:A:104:ARG:O	2:B:77:ALA:HB2	1	1.8
(1,37)	1:A:104:ARG:O	2:B:77:ALA:HB3	1	1.8
(1,37)	1:A:104:ARG:O	2:B:77:ALA:N	1	1.8
(1,37)	1:A:104:ARG:O	2:B:77:ALA:O	1	1.8
(1,37)	1:A:104:ARG:O	2:B:78:GLY:C	1	1.8
(1,37)	1:A:104:ARG:O	2:B:78:GLY:CA	1	1.8
(1,37)	1:A:104:ARG:O	2:B:78:GLY:H	1	1.8
(1,37)	1:A:104:ARG:O	2:B:78:GLY:HA2	1	1.8
(1,37)	1:A:104:ARG:O	2:B:78:GLY:HA3	1	1.8
(1,37)	1:A:104:ARG:O	2:B:78:GLY:N	1	1.8
(1,37)	1:A:104:ARG:O	2:B:78:GLY:O	1	1.8
(1,37)	1:A:104:ARG:O	2:B:79:LYS:C	1	1.8
(1,37)	1:A:104:ARG:O	2:B:79:LYS:CA	1	1.8
(1,37)	1:A:104:ARG:O	2:B:79:LYS:CB	1	1.8
(1,37)	1:A:104:ARG:O	2:B:79:LYS:CD	1	1.8
(1,37)	1:A:104:ARG:O	2:B:79:LYS:CE	1	1.8
(1,37)	1:A:104:ARG:O	2:B:79:LYS:CG	1	1.8
(1,37)	1:A:104:ARG:O	2:B:79:LYS:H	1	1.8
(1,37)	1:A:104:ARG:O	2:B:79:LYS:HA	1	1.8
(1,37)	1:A:104:ARG:O	2:B:79:LYS:HB2	1	1.8
(1,37)	1:A:104:ARG:O	2:B:79:LYS:HB3	1	1.8
(1,37)	1:A:104:ARG:O	2:B:79:LYS:HD2	1	1.8
(1,37)	1:A:104:ARG:O	2:B:79:LYS:HD3	1	1.8
(1,37)	1:A:104:ARG:O	2:B:79:LYS:HE2	1	1.8
(1,37)	1:A:104:ARG:O	2:B:79:LYS:HE3	1	1.8
(1,37)	1:A:104:ARG:O	2:B:79:LYS:HG2	1	1.8
(1,37)	1:A:104:ARG:O	2:B:79:LYS:HG3	1	1.8
(1,37)	1:A:104:ARG:O	2:B:79:LYS:HZ1	1	1.8
(1,37)	1:A:104:ARG:O	2:B:79:LYS:HZ2	1	1.8
(1,37)	1:A:104:ARG:O	2:B:79:LYS:HZ3	1	1.8
(1,37)	1:A:104:ARG:O	2:B:79:LYS:N	1	1.8

*Continued on next page...*

*Continued from previous page...*

Key	Atom-1	Atom-2	Model ID	Violation (Å)
(1,37)	1:A:104:ARG:O	2:B:79:LYS:NZ	1	1.8
(1,37)	1:A:104:ARG:O	2:B:79:LYS:O	1	1.8
(1,37)	1:A:104:ARG:O	2:B:80:ILE:C	1	1.8
(1,37)	1:A:104:ARG:O	2:B:80:ILE:CA	1	1.8
(1,37)	1:A:104:ARG:O	2:B:80:ILE:CB	1	1.8
(1,37)	1:A:104:ARG:O	2:B:80:ILE:CD1	1	1.8
(1,37)	1:A:104:ARG:O	2:B:80:ILE:CG1	1	1.8
(1,37)	1:A:104:ARG:O	2:B:80:ILE:CG2	1	1.8
(1,37)	1:A:104:ARG:O	2:B:80:ILE:H	1	1.8
(1,37)	1:A:104:ARG:O	2:B:80:ILE:HA	1	1.8
(1,37)	1:A:104:ARG:O	2:B:80:ILE:HB	1	1.8
(1,37)	1:A:104:ARG:O	2:B:80:ILE:HD11	1	1.8
(1,37)	1:A:104:ARG:O	2:B:80:ILE:HD12	1	1.8
(1,37)	1:A:104:ARG:O	2:B:80:ILE:HD13	1	1.8
(1,37)	1:A:104:ARG:O	2:B:80:ILE:HG12	1	1.8
(1,37)	1:A:104:ARG:O	2:B:80:ILE:HG13	1	1.8
(1,37)	1:A:104:ARG:O	2:B:80:ILE:HG21	1	1.8
(1,37)	1:A:104:ARG:O	2:B:80:ILE:HG22	1	1.8
(1,37)	1:A:104:ARG:O	2:B:80:ILE:HG23	1	1.8
(1,37)	1:A:104:ARG:O	2:B:80:ILE:N	1	1.8
(1,37)	1:A:104:ARG:O	2:B:80:ILE:O	1	1.8
(1,37)	1:A:104:ARG:O	2:B:84:GLN:C	1	1.8
(1,37)	1:A:104:ARG:O	2:B:84:GLN:CA	1	1.8
(1,37)	1:A:104:ARG:O	2:B:84:GLN:CB	1	1.8
(1,37)	1:A:104:ARG:O	2:B:84:GLN:CD	1	1.8
(1,37)	1:A:104:ARG:O	2:B:84:GLN:CG	1	1.8
(1,37)	1:A:104:ARG:O	2:B:84:GLN:H	1	1.8
(1,37)	1:A:104:ARG:O	2:B:84:GLN:HA	1	1.8
(1,37)	1:A:104:ARG:O	2:B:84:GLN:HB2	1	1.8
(1,37)	1:A:104:ARG:O	2:B:84:GLN:HB3	1	1.8
(1,37)	1:A:104:ARG:O	2:B:84:GLN:HE21	1	1.8
(1,37)	1:A:104:ARG:O	2:B:84:GLN:HE22	1	1.8
(1,37)	1:A:104:ARG:O	2:B:84:GLN:HG2	1	1.8
(1,37)	1:A:104:ARG:O	2:B:84:GLN:HG3	1	1.8
(1,37)	1:A:104:ARG:O	2:B:84:GLN:N	1	1.8
(1,37)	1:A:104:ARG:O	2:B:84:GLN:NE2	1	1.8
(1,37)	1:A:104:ARG:O	2:B:84:GLN:O	1	1.8
(1,37)	1:A:104:ARG:O	2:B:84:GLN:OE1	1	1.8
(1,37)	1:A:104:ARG:O	2:B:97:THR:C	1	1.8
(1,37)	1:A:104:ARG:O	2:B:97:THR:CA	1	1.8
(1,37)	1:A:104:ARG:O	2:B:97:THR:CB	1	1.8
(1,37)	1:A:104:ARG:O	2:B:97:THR:CG2	1	1.8

*Continued on next page...*

*Continued from previous page...*

Key	Atom-1	Atom-2	Model ID	Violation (Å)
(1,37)	1:A:104:ARG:O	2:B:97:THR:H	1	1.8
(1,37)	1:A:104:ARG:O	2:B:97:THR:HA	1	1.8
(1,37)	1:A:104:ARG:O	2:B:97:THR:HB	1	1.8
(1,37)	1:A:104:ARG:O	2:B:97:THR:HG1	1	1.8
(1,37)	1:A:104:ARG:O	2:B:97:THR:HG21	1	1.8
(1,37)	1:A:104:ARG:O	2:B:97:THR:HG22	1	1.8
(1,37)	1:A:104:ARG:O	2:B:97:THR:HG23	1	1.8
(1,37)	1:A:104:ARG:O	2:B:97:THR:N	1	1.8
(1,37)	1:A:104:ARG:O	2:B:97:THR:O	1	1.8
(1,37)	1:A:104:ARG:O	2:B:97:THR:OG1	1	1.8
(1,37)	1:A:104:ARG:O	2:B:99:HIS:C	1	1.8
(1,37)	1:A:104:ARG:O	2:B:99:HIS:CA	1	1.8
(1,37)	1:A:104:ARG:O	2:B:99:HIS:CB	1	1.8
(1,37)	1:A:104:ARG:O	2:B:99:HIS:CD2	1	1.8
(1,37)	1:A:104:ARG:O	2:B:99:HIS:CE1	1	1.8
(1,37)	1:A:104:ARG:O	2:B:99:HIS:CG	1	1.8
(1,37)	1:A:104:ARG:O	2:B:99:HIS:H	1	1.8
(1,37)	1:A:104:ARG:O	2:B:99:HIS:HA	1	1.8
(1,37)	1:A:104:ARG:O	2:B:99:HIS:HB2	1	1.8
(1,37)	1:A:104:ARG:O	2:B:99:HIS:HB3	1	1.8
(1,37)	1:A:104:ARG:O	2:B:99:HIS:HD1	1	1.8
(1,37)	1:A:104:ARG:O	2:B:99:HIS:HD2	1	1.8
(1,37)	1:A:104:ARG:O	2:B:99:HIS:HE1	1	1.8
(1,37)	1:A:104:ARG:O	2:B:99:HIS:HE2	1	1.8
(1,37)	1:A:104:ARG:O	2:B:99:HIS:N	1	1.8
(1,37)	1:A:104:ARG:O	2:B:99:HIS:ND1	1	1.8
(1,37)	1:A:104:ARG:O	2:B:99:HIS:NE2	1	1.8
(1,37)	1:A:104:ARG:O	2:B:99:HIS:O	1	1.8
(1,37)	1:A:104:ARG:O	2:B:101:VAL:C	1	1.8
(1,37)	1:A:104:ARG:O	2:B:101:VAL:CA	1	1.8
(1,37)	1:A:104:ARG:O	2:B:101:VAL:CB	1	1.8
(1,37)	1:A:104:ARG:O	2:B:101:VAL:CG1	1	1.8
(1,37)	1:A:104:ARG:O	2:B:101:VAL:CG2	1	1.8
(1,37)	1:A:104:ARG:O	2:B:101:VAL:H	1	1.8
(1,37)	1:A:104:ARG:O	2:B:101:VAL:HA	1	1.8
(1,37)	1:A:104:ARG:O	2:B:101:VAL:HB	1	1.8
(1,37)	1:A:104:ARG:O	2:B:101:VAL:HG11	1	1.8
(1,37)	1:A:104:ARG:O	2:B:101:VAL:HG12	1	1.8
(1,37)	1:A:104:ARG:O	2:B:101:VAL:HG13	1	1.8
(1,37)	1:A:104:ARG:O	2:B:101:VAL:HG21	1	1.8
(1,37)	1:A:104:ARG:O	2:B:101:VAL:HG22	1	1.8
(1,37)	1:A:104:ARG:O	2:B:101:VAL:HG23	1	1.8

*Continued on next page...*

*Continued from previous page...*

Key	Atom-1	Atom-2	Model ID	Violation (Å)
(1,37)	1:A:104:ARG:O	2:B:101:VAL:N	1	1.8
(1,37)	1:A:104:ARG:O	2:B:101:VAL:O	1	1.8
(1,37)	1:A:104:ARG:C	2:B:75:ILE:C	13	1.78
(1,37)	1:A:104:ARG:C	2:B:75:ILE:CA	13	1.78
(1,37)	1:A:104:ARG:C	2:B:75:ILE:CB	13	1.78
(1,37)	1:A:104:ARG:C	2:B:75:ILE:CD1	13	1.78
(1,37)	1:A:104:ARG:C	2:B:75:ILE:CG1	13	1.78
(1,37)	1:A:104:ARG:C	2:B:75:ILE:CG2	13	1.78
(1,37)	1:A:104:ARG:C	2:B:75:ILE:H	13	1.78
(1,37)	1:A:104:ARG:C	2:B:75:ILE:HA	13	1.78
(1,37)	1:A:104:ARG:C	2:B:75:ILE:HB	13	1.78
(1,37)	1:A:104:ARG:C	2:B:75:ILE:HD11	13	1.78
(1,37)	1:A:104:ARG:C	2:B:75:ILE:HD12	13	1.78
(1,37)	1:A:104:ARG:C	2:B:75:ILE:HD13	13	1.78
(1,37)	1:A:104:ARG:C	2:B:75:ILE:HG12	13	1.78
(1,37)	1:A:104:ARG:C	2:B:75:ILE:HG13	13	1.78
(1,37)	1:A:104:ARG:C	2:B:75:ILE:HG21	13	1.78
(1,37)	1:A:104:ARG:C	2:B:75:ILE:HG22	13	1.78
(1,37)	1:A:104:ARG:C	2:B:75:ILE:HG23	13	1.78
(1,37)	1:A:104:ARG:C	2:B:75:ILE:N	13	1.78
(1,37)	1:A:104:ARG:C	2:B:75:ILE:O	13	1.78
(1,37)	1:A:104:ARG:C	2:B:77:ALA:C	13	1.78
(1,37)	1:A:104:ARG:C	2:B:77:ALA:CA	13	1.78
(1,37)	1:A:104:ARG:C	2:B:77:ALA:CB	13	1.78
(1,37)	1:A:104:ARG:C	2:B:77:ALA:H	13	1.78
(1,37)	1:A:104:ARG:C	2:B:77:ALA:HA	13	1.78
(1,37)	1:A:104:ARG:C	2:B:77:ALA:HB1	13	1.78
(1,37)	1:A:104:ARG:C	2:B:77:ALA:HB2	13	1.78
(1,37)	1:A:104:ARG:C	2:B:77:ALA:HB3	13	1.78
(1,37)	1:A:104:ARG:C	2:B:77:ALA:N	13	1.78
(1,37)	1:A:104:ARG:C	2:B:77:ALA:O	13	1.78
(1,37)	1:A:104:ARG:C	2:B:78:GLY:C	13	1.78
(1,37)	1:A:104:ARG:C	2:B:78:GLY:CA	13	1.78
(1,37)	1:A:104:ARG:C	2:B:78:GLY:H	13	1.78
(1,37)	1:A:104:ARG:C	2:B:78:GLY:HA2	13	1.78
(1,37)	1:A:104:ARG:C	2:B:78:GLY:HA3	13	1.78
(1,37)	1:A:104:ARG:C	2:B:78:GLY:N	13	1.78
(1,37)	1:A:104:ARG:C	2:B:78:GLY:O	13	1.78
(1,37)	1:A:104:ARG:C	2:B:79:LYS:C	13	1.78
(1,37)	1:A:104:ARG:C	2:B:79:LYS:CA	13	1.78
(1,37)	1:A:104:ARG:C	2:B:79:LYS:CB	13	1.78
(1,37)	1:A:104:ARG:C	2:B:79:LYS:CD	13	1.78

*Continued on next page...*

*Continued from previous page...*

Key	Atom-1	Atom-2	Model ID	Violation (Å)
(1,37)	1:A:104:ARG:C	2:B:79:LYS:CE	13	1.78
(1,37)	1:A:104:ARG:C	2:B:79:LYS:CG	13	1.78
(1,37)	1:A:104:ARG:C	2:B:79:LYS:H	13	1.78
(1,37)	1:A:104:ARG:C	2:B:79:LYS:HA	13	1.78
(1,37)	1:A:104:ARG:C	2:B:79:LYS:HB2	13	1.78
(1,37)	1:A:104:ARG:C	2:B:79:LYS:HB3	13	1.78
(1,37)	1:A:104:ARG:C	2:B:79:LYS:HD2	13	1.78
(1,37)	1:A:104:ARG:C	2:B:79:LYS:HD3	13	1.78
(1,37)	1:A:104:ARG:C	2:B:79:LYS:HE2	13	1.78
(1,37)	1:A:104:ARG:C	2:B:79:LYS:HE3	13	1.78
(1,37)	1:A:104:ARG:C	2:B:79:LYS:HG2	13	1.78
(1,37)	1:A:104:ARG:C	2:B:79:LYS:HG3	13	1.78
(1,37)	1:A:104:ARG:C	2:B:79:LYS:HZ1	13	1.78
(1,37)	1:A:104:ARG:C	2:B:79:LYS:HZ2	13	1.78
(1,37)	1:A:104:ARG:C	2:B:79:LYS:HZ3	13	1.78
(1,37)	1:A:104:ARG:C	2:B:79:LYS:N	13	1.78
(1,37)	1:A:104:ARG:C	2:B:79:LYS:NZ	13	1.78
(1,37)	1:A:104:ARG:C	2:B:79:LYS:O	13	1.78
(1,37)	1:A:104:ARG:C	2:B:80:ILE:C	13	1.78
(1,37)	1:A:104:ARG:C	2:B:80:ILE:CA	13	1.78
(1,37)	1:A:104:ARG:C	2:B:80:ILE:CB	13	1.78
(1,37)	1:A:104:ARG:C	2:B:80:ILE:CD1	13	1.78
(1,37)	1:A:104:ARG:C	2:B:80:ILE:CG1	13	1.78
(1,37)	1:A:104:ARG:C	2:B:80:ILE:CG2	13	1.78
(1,37)	1:A:104:ARG:C	2:B:80:ILE:H	13	1.78
(1,37)	1:A:104:ARG:C	2:B:80:ILE:HA	13	1.78
(1,37)	1:A:104:ARG:C	2:B:80:ILE:HB	13	1.78
(1,37)	1:A:104:ARG:C	2:B:80:ILE:HD11	13	1.78
(1,37)	1:A:104:ARG:C	2:B:80:ILE:HD12	13	1.78
(1,37)	1:A:104:ARG:C	2:B:80:ILE:HD13	13	1.78
(1,37)	1:A:104:ARG:C	2:B:80:ILE:HG12	13	1.78
(1,37)	1:A:104:ARG:C	2:B:80:ILE:HG13	13	1.78
(1,37)	1:A:104:ARG:C	2:B:80:ILE:HG21	13	1.78
(1,37)	1:A:104:ARG:C	2:B:80:ILE:HG22	13	1.78
(1,37)	1:A:104:ARG:C	2:B:80:ILE:HG23	13	1.78
(1,37)	1:A:104:ARG:C	2:B:80:ILE:N	13	1.78
(1,37)	1:A:104:ARG:C	2:B:80:ILE:O	13	1.78
(1,37)	1:A:104:ARG:C	2:B:84:GLN:C	13	1.78
(1,37)	1:A:104:ARG:C	2:B:84:GLN:CA	13	1.78
(1,37)	1:A:104:ARG:C	2:B:84:GLN:CB	13	1.78
(1,37)	1:A:104:ARG:C	2:B:84:GLN:CD	13	1.78
(1,37)	1:A:104:ARG:C	2:B:84:GLN:CG	13	1.78

*Continued on next page...*

*Continued from previous page...*

Key	Atom-1	Atom-2	Model ID	Violation (Å)
(1,37)	1:A:104:ARG:C	2:B:84:GLN:H	13	1.78
(1,37)	1:A:104:ARG:C	2:B:84:GLN:HA	13	1.78
(1,37)	1:A:104:ARG:C	2:B:84:GLN:HB2	13	1.78
(1,37)	1:A:104:ARG:C	2:B:84:GLN:HB3	13	1.78
(1,37)	1:A:104:ARG:C	2:B:84:GLN:HE21	13	1.78
(1,37)	1:A:104:ARG:C	2:B:84:GLN:HE22	13	1.78
(1,37)	1:A:104:ARG:C	2:B:84:GLN:HG2	13	1.78
(1,37)	1:A:104:ARG:C	2:B:84:GLN:HG3	13	1.78
(1,37)	1:A:104:ARG:C	2:B:84:GLN:N	13	1.78
(1,37)	1:A:104:ARG:C	2:B:84:GLN:NE2	13	1.78
(1,37)	1:A:104:ARG:C	2:B:84:GLN:O	13	1.78
(1,37)	1:A:104:ARG:C	2:B:84:GLN:OE1	13	1.78
(1,37)	1:A:104:ARG:C	2:B:97:THR:C	13	1.78
(1,37)	1:A:104:ARG:C	2:B:97:THR:CA	13	1.78
(1,37)	1:A:104:ARG:C	2:B:97:THR:CB	13	1.78
(1,37)	1:A:104:ARG:C	2:B:97:THR:CG2	13	1.78
(1,37)	1:A:104:ARG:C	2:B:97:THR:H	13	1.78
(1,37)	1:A:104:ARG:C	2:B:97:THR:HA	13	1.78
(1,37)	1:A:104:ARG:C	2:B:97:THR:HB	13	1.78
(1,37)	1:A:104:ARG:C	2:B:97:THR:HG1	13	1.78
(1,37)	1:A:104:ARG:C	2:B:97:THR:HG21	13	1.78
(1,37)	1:A:104:ARG:C	2:B:97:THR:HG22	13	1.78
(1,37)	1:A:104:ARG:C	2:B:97:THR:HG23	13	1.78
(1,37)	1:A:104:ARG:C	2:B:97:THR:N	13	1.78
(1,37)	1:A:104:ARG:C	2:B:97:THR:O	13	1.78
(1,37)	1:A:104:ARG:C	2:B:97:THR:OG1	13	1.78
(1,37)	1:A:104:ARG:C	2:B:99:HIS:C	13	1.78
(1,37)	1:A:104:ARG:C	2:B:99:HIS:CA	13	1.78
(1,37)	1:A:104:ARG:C	2:B:99:HIS:CB	13	1.78
(1,37)	1:A:104:ARG:C	2:B:99:HIS:CD2	13	1.78
(1,37)	1:A:104:ARG:C	2:B:99:HIS:CE1	13	1.78
(1,37)	1:A:104:ARG:C	2:B:99:HIS:CG	13	1.78
(1,37)	1:A:104:ARG:C	2:B:99:HIS:H	13	1.78
(1,37)	1:A:104:ARG:C	2:B:99:HIS:HA	13	1.78
(1,37)	1:A:104:ARG:C	2:B:99:HIS:HB2	13	1.78
(1,37)	1:A:104:ARG:C	2:B:99:HIS:HB3	13	1.78
(1,37)	1:A:104:ARG:C	2:B:99:HIS:HD1	13	1.78
(1,37)	1:A:104:ARG:C	2:B:99:HIS:HD2	13	1.78
(1,37)	1:A:104:ARG:C	2:B:99:HIS:HE1	13	1.78
(1,37)	1:A:104:ARG:C	2:B:99:HIS:HE2	13	1.78
(1,37)	1:A:104:ARG:C	2:B:99:HIS:N	13	1.78
(1,37)	1:A:104:ARG:C	2:B:99:HIS:ND1	13	1.78

*Continued on next page...*

*Continued from previous page...*

Key	Atom-1	Atom-2	Model ID	Violation (Å)
(1,37)	1:A:104:ARG:C	2:B:99:HIS:NE2	13	1.78
(1,37)	1:A:104:ARG:C	2:B:99:HIS:O	13	1.78
(1,37)	1:A:104:ARG:C	2:B:101:VAL:C	13	1.78
(1,37)	1:A:104:ARG:C	2:B:101:VAL:CA	13	1.78
(1,37)	1:A:104:ARG:C	2:B:101:VAL:CB	13	1.78
(1,37)	1:A:104:ARG:C	2:B:101:VAL:CG1	13	1.78
(1,37)	1:A:104:ARG:C	2:B:101:VAL:CG2	13	1.78
(1,37)	1:A:104:ARG:C	2:B:101:VAL:H	13	1.78
(1,37)	1:A:104:ARG:C	2:B:101:VAL:HA	13	1.78
(1,37)	1:A:104:ARG:C	2:B:101:VAL:HB	13	1.78
(1,37)	1:A:104:ARG:C	2:B:101:VAL:HG11	13	1.78
(1,37)	1:A:104:ARG:C	2:B:101:VAL:HG12	13	1.78
(1,37)	1:A:104:ARG:C	2:B:101:VAL:HG13	13	1.78
(1,37)	1:A:104:ARG:C	2:B:101:VAL:HG21	13	1.78
(1,37)	1:A:104:ARG:C	2:B:101:VAL:HG22	13	1.78
(1,37)	1:A:104:ARG:C	2:B:101:VAL:HG23	13	1.78
(1,37)	1:A:104:ARG:C	2:B:101:VAL:N	13	1.78
(1,37)	1:A:104:ARG:C	2:B:101:VAL:O	13	1.78
(1,37)	1:A:104:ARG:CA	2:B:75:ILE:C	13	1.78
(1,37)	1:A:104:ARG:CA	2:B:75:ILE:CA	13	1.78
(1,37)	1:A:104:ARG:CA	2:B:75:ILE:CB	13	1.78
(1,37)	1:A:104:ARG:CA	2:B:75:ILE:CD1	13	1.78
(1,37)	1:A:104:ARG:CA	2:B:75:ILE:CG1	13	1.78
(1,37)	1:A:104:ARG:CA	2:B:75:ILE:CG2	13	1.78
(1,37)	1:A:104:ARG:CA	2:B:75:ILE:H	13	1.78
(1,37)	1:A:104:ARG:CA	2:B:75:ILE:HA	13	1.78
(1,37)	1:A:104:ARG:CA	2:B:75:ILE:HB	13	1.78
(1,37)	1:A:104:ARG:CA	2:B:75:ILE:HD11	13	1.78
(1,37)	1:A:104:ARG:CA	2:B:75:ILE:HD12	13	1.78
(1,37)	1:A:104:ARG:CA	2:B:75:ILE:HD13	13	1.78
(1,37)	1:A:104:ARG:CA	2:B:75:ILE:HG12	13	1.78
(1,37)	1:A:104:ARG:CA	2:B:75:ILE:HG13	13	1.78
(1,37)	1:A:104:ARG:CA	2:B:75:ILE:HG21	13	1.78
(1,37)	1:A:104:ARG:CA	2:B:75:ILE:HG22	13	1.78
(1,37)	1:A:104:ARG:CA	2:B:75:ILE:HG23	13	1.78
(1,37)	1:A:104:ARG:CA	2:B:75:ILE:N	13	1.78
(1,37)	1:A:104:ARG:CA	2:B:75:ILE:O	13	1.78
(1,37)	1:A:104:ARG:CA	2:B:77:ALA:C	13	1.78
(1,37)	1:A:104:ARG:CA	2:B:77:ALA:CA	13	1.78
(1,37)	1:A:104:ARG:CA	2:B:77:ALA:CB	13	1.78
(1,37)	1:A:104:ARG:CA	2:B:77:ALA:H	13	1.78
(1,37)	1:A:104:ARG:CA	2:B:77:ALA:HA	13	1.78

*Continued on next page...*



*Continued from previous page...*

Key	Atom-1	Atom-2	Model ID	Violation (Å)
(1,37)	1:A:104:ARG:CA	2:B:77:ALA:HB1	13	1.78
(1,37)	1:A:104:ARG:CA	2:B:77:ALA:HB2	13	1.78
(1,37)	1:A:104:ARG:CA	2:B:77:ALA:HB3	13	1.78
(1,37)	1:A:104:ARG:CA	2:B:77:ALA:N	13	1.78
(1,37)	1:A:104:ARG:CA	2:B:77:ALA:O	13	1.78
(1,37)	1:A:104:ARG:CA	2:B:78:GLY:C	13	1.78
(1,37)	1:A:104:ARG:CA	2:B:78:GLY:CA	13	1.78
(1,37)	1:A:104:ARG:CA	2:B:78:GLY:H	13	1.78
(1,37)	1:A:104:ARG:CA	2:B:78:GLY:HA2	13	1.78
(1,37)	1:A:104:ARG:CA	2:B:78:GLY:HA3	13	1.78
(1,37)	1:A:104:ARG:CA	2:B:78:GLY:N	13	1.78
(1,37)	1:A:104:ARG:CA	2:B:78:GLY:O	13	1.78
(1,37)	1:A:104:ARG:CA	2:B:79:LYS:C	13	1.78
(1,37)	1:A:104:ARG:CA	2:B:79:LYS:CA	13	1.78
(1,37)	1:A:104:ARG:CA	2:B:79:LYS:CB	13	1.78
(1,37)	1:A:104:ARG:CA	2:B:79:LYS:CD	13	1.78
(1,37)	1:A:104:ARG:CA	2:B:79:LYS:CE	13	1.78
(1,37)	1:A:104:ARG:CA	2:B:79:LYS:CG	13	1.78
(1,37)	1:A:104:ARG:CA	2:B:79:LYS:H	13	1.78
(1,37)	1:A:104:ARG:CA	2:B:79:LYS:HA	13	1.78
(1,37)	1:A:104:ARG:CA	2:B:79:LYS:HB2	13	1.78
(1,37)	1:A:104:ARG:CA	2:B:79:LYS:HB3	13	1.78
(1,37)	1:A:104:ARG:CA	2:B:79:LYS:HD2	13	1.78
(1,37)	1:A:104:ARG:CA	2:B:79:LYS:HD3	13	1.78
(1,37)	1:A:104:ARG:CA	2:B:79:LYS:HE2	13	1.78
(1,37)	1:A:104:ARG:CA	2:B:79:LYS:HE3	13	1.78
(1,37)	1:A:104:ARG:CA	2:B:79:LYS:HG2	13	1.78
(1,37)	1:A:104:ARG:CA	2:B:79:LYS:HG3	13	1.78
(1,37)	1:A:104:ARG:CA	2:B:79:LYS:HZ1	13	1.78
(1,37)	1:A:104:ARG:CA	2:B:79:LYS:HZ2	13	1.78
(1,37)	1:A:104:ARG:CA	2:B:79:LYS:HZ3	13	1.78
(1,37)	1:A:104:ARG:CA	2:B:79:LYS:N	13	1.78
(1,37)	1:A:104:ARG:CA	2:B:79:LYS:NZ	13	1.78
(1,37)	1:A:104:ARG:CA	2:B:79:LYS:O	13	1.78
(1,37)	1:A:104:ARG:CA	2:B:80:ILE:C	13	1.78
(1,37)	1:A:104:ARG:CA	2:B:80:ILE:CA	13	1.78
(1,37)	1:A:104:ARG:CA	2:B:80:ILE:CB	13	1.78
(1,37)	1:A:104:ARG:CA	2:B:80:ILE:CD1	13	1.78
(1,37)	1:A:104:ARG:CA	2:B:80:ILE:CG1	13	1.78
(1,37)	1:A:104:ARG:CA	2:B:80:ILE:CG2	13	1.78
(1,37)	1:A:104:ARG:CA	2:B:80:ILE:H	13	1.78
(1,37)	1:A:104:ARG:CA	2:B:80:ILE:HA	13	1.78

*Continued on next page...*

*Continued from previous page...*

Key	Atom-1	Atom-2	Model ID	Violation (Å)
(1,37)	1:A:104:ARG:CA	2:B:80:ILE:HB	13	1.78
(1,37)	1:A:104:ARG:CA	2:B:80:ILE:HD11	13	1.78
(1,37)	1:A:104:ARG:CA	2:B:80:ILE:HD12	13	1.78
(1,37)	1:A:104:ARG:CA	2:B:80:ILE:HD13	13	1.78
(1,37)	1:A:104:ARG:CA	2:B:80:ILE:HG12	13	1.78
(1,37)	1:A:104:ARG:CA	2:B:80:ILE:HG13	13	1.78
(1,37)	1:A:104:ARG:CA	2:B:80:ILE:HG21	13	1.78
(1,37)	1:A:104:ARG:CA	2:B:80:ILE:HG22	13	1.78
(1,37)	1:A:104:ARG:CA	2:B:80:ILE:HG23	13	1.78
(1,37)	1:A:104:ARG:CA	2:B:80:ILE:N	13	1.78
(1,37)	1:A:104:ARG:CA	2:B:80:ILE:O	13	1.78
(1,37)	1:A:104:ARG:CA	2:B:84:GLN:C	13	1.78
(1,37)	1:A:104:ARG:CA	2:B:84:GLN:CA	13	1.78
(1,37)	1:A:104:ARG:CA	2:B:84:GLN:CB	13	1.78
(1,37)	1:A:104:ARG:CA	2:B:84:GLN:CD	13	1.78
(1,37)	1:A:104:ARG:CA	2:B:84:GLN:CG	13	1.78
(1,37)	1:A:104:ARG:CA	2:B:84:GLN:H	13	1.78
(1,37)	1:A:104:ARG:CA	2:B:84:GLN:HA	13	1.78
(1,37)	1:A:104:ARG:CA	2:B:84:GLN:HB2	13	1.78
(1,37)	1:A:104:ARG:CA	2:B:84:GLN:HB3	13	1.78
(1,37)	1:A:104:ARG:CA	2:B:84:GLN:HE21	13	1.78
(1,37)	1:A:104:ARG:CA	2:B:84:GLN:HE22	13	1.78
(1,37)	1:A:104:ARG:CA	2:B:84:GLN:HG2	13	1.78
(1,37)	1:A:104:ARG:CA	2:B:84:GLN:HG3	13	1.78
(1,37)	1:A:104:ARG:CA	2:B:84:GLN:N	13	1.78
(1,37)	1:A:104:ARG:CA	2:B:84:GLN:NE2	13	1.78
(1,37)	1:A:104:ARG:CA	2:B:84:GLN:O	13	1.78
(1,37)	1:A:104:ARG:CA	2:B:84:GLN:OE1	13	1.78
(1,37)	1:A:104:ARG:CA	2:B:97:THR:C	13	1.78
(1,37)	1:A:104:ARG:CA	2:B:97:THR:CA	13	1.78
(1,37)	1:A:104:ARG:CA	2:B:97:THR:CB	13	1.78
(1,37)	1:A:104:ARG:CA	2:B:97:THR:CG2	13	1.78
(1,37)	1:A:104:ARG:CA	2:B:97:THR:H	13	1.78
(1,37)	1:A:104:ARG:CA	2:B:97:THR:HA	13	1.78
(1,37)	1:A:104:ARG:CA	2:B:97:THR:HB	13	1.78
(1,37)	1:A:104:ARG:CA	2:B:97:THR:HG1	13	1.78
(1,37)	1:A:104:ARG:CA	2:B:97:THR:HG21	13	1.78
(1,37)	1:A:104:ARG:CA	2:B:97:THR:HG22	13	1.78
(1,37)	1:A:104:ARG:CA	2:B:97:THR:HG23	13	1.78
(1,37)	1:A:104:ARG:CA	2:B:97:THR:N	13	1.78
(1,37)	1:A:104:ARG:CA	2:B:97:THR:O	13	1.78
(1,37)	1:A:104:ARG:CA	2:B:97:THR:OG1	13	1.78

*Continued on next page...*

*Continued from previous page...*

Key	Atom-1	Atom-2	Model ID	Violation (Å)
(1,37)	1:A:104:ARG:CA	2:B:99:HIS:C	13	1.78
(1,37)	1:A:104:ARG:CA	2:B:99:HIS:CA	13	1.78
(1,37)	1:A:104:ARG:CA	2:B:99:HIS:CB	13	1.78
(1,37)	1:A:104:ARG:CA	2:B:99:HIS:CD2	13	1.78
(1,37)	1:A:104:ARG:CA	2:B:99:HIS:CE1	13	1.78
(1,37)	1:A:104:ARG:CA	2:B:99:HIS:CG	13	1.78
(1,37)	1:A:104:ARG:CA	2:B:99:HIS:H	13	1.78
(1,37)	1:A:104:ARG:CA	2:B:99:HIS:HA	13	1.78
(1,37)	1:A:104:ARG:CA	2:B:99:HIS:HB2	13	1.78
(1,37)	1:A:104:ARG:CA	2:B:99:HIS:HB3	13	1.78
(1,37)	1:A:104:ARG:CA	2:B:99:HIS:HD1	13	1.78
(1,37)	1:A:104:ARG:CA	2:B:99:HIS:HD2	13	1.78
(1,37)	1:A:104:ARG:CA	2:B:99:HIS:HE1	13	1.78
(1,37)	1:A:104:ARG:CA	2:B:99:HIS:HE2	13	1.78
(1,37)	1:A:104:ARG:CA	2:B:99:HIS:N	13	1.78
(1,37)	1:A:104:ARG:CA	2:B:99:HIS:ND1	13	1.78
(1,37)	1:A:104:ARG:CA	2:B:99:HIS:NE2	13	1.78
(1,37)	1:A:104:ARG:CA	2:B:99:HIS:O	13	1.78
(1,37)	1:A:104:ARG:CA	2:B:101:VAL:C	13	1.78
(1,37)	1:A:104:ARG:CA	2:B:101:VAL:CA	13	1.78
(1,37)	1:A:104:ARG:CA	2:B:101:VAL:CB	13	1.78
(1,37)	1:A:104:ARG:CA	2:B:101:VAL:CG1	13	1.78
(1,37)	1:A:104:ARG:CA	2:B:101:VAL:CG2	13	1.78
(1,37)	1:A:104:ARG:CA	2:B:101:VAL:H	13	1.78
(1,37)	1:A:104:ARG:CA	2:B:101:VAL:HA	13	1.78
(1,37)	1:A:104:ARG:CA	2:B:101:VAL:HB	13	1.78
(1,37)	1:A:104:ARG:CA	2:B:101:VAL:HG11	13	1.78
(1,37)	1:A:104:ARG:CA	2:B:101:VAL:HG12	13	1.78
(1,37)	1:A:104:ARG:CA	2:B:101:VAL:HG13	13	1.78
(1,37)	1:A:104:ARG:CA	2:B:101:VAL:HG21	13	1.78
(1,37)	1:A:104:ARG:CA	2:B:101:VAL:HG22	13	1.78
(1,37)	1:A:104:ARG:CA	2:B:101:VAL:HG23	13	1.78
(1,37)	1:A:104:ARG:CA	2:B:101:VAL:N	13	1.78
(1,37)	1:A:104:ARG:CA	2:B:101:VAL:O	13	1.78
(1,37)	1:A:104:ARG:CB	2:B:75:ILE:C	13	1.78
(1,37)	1:A:104:ARG:CB	2:B:75:ILE:CA	13	1.78
(1,37)	1:A:104:ARG:CB	2:B:75:ILE:CB	13	1.78
(1,37)	1:A:104:ARG:CB	2:B:75:ILE:CD1	13	1.78
(1,37)	1:A:104:ARG:CB	2:B:75:ILE:CG1	13	1.78
(1,37)	1:A:104:ARG:CB	2:B:75:ILE:CG2	13	1.78
(1,37)	1:A:104:ARG:CB	2:B:75:ILE:H	13	1.78
(1,37)	1:A:104:ARG:CB	2:B:75:ILE:HA	13	1.78

*Continued on next page...*

*Continued from previous page...*

Key	Atom-1	Atom-2	Model ID	Violation (Å)
(1,37)	1:A:104:ARG:CB	2:B:75:ILE:HB	13	1.78
(1,37)	1:A:104:ARG:CB	2:B:75:ILE:HD11	13	1.78
(1,37)	1:A:104:ARG:CB	2:B:75:ILE:HD12	13	1.78
(1,37)	1:A:104:ARG:CB	2:B:75:ILE:HD13	13	1.78
(1,37)	1:A:104:ARG:CB	2:B:75:ILE:HG12	13	1.78
(1,37)	1:A:104:ARG:CB	2:B:75:ILE:HG13	13	1.78
(1,37)	1:A:104:ARG:CB	2:B:75:ILE:HG21	13	1.78
(1,37)	1:A:104:ARG:CB	2:B:75:ILE:HG22	13	1.78
(1,37)	1:A:104:ARG:CB	2:B:75:ILE:HG23	13	1.78
(1,37)	1:A:104:ARG:CB	2:B:75:ILE:N	13	1.78
(1,37)	1:A:104:ARG:CB	2:B:75:ILE:O	13	1.78
(1,37)	1:A:104:ARG:CB	2:B:77:ALA:C	13	1.78
(1,37)	1:A:104:ARG:CB	2:B:77:ALA:CA	13	1.78
(1,37)	1:A:104:ARG:CB	2:B:77:ALA:CB	13	1.78
(1,37)	1:A:104:ARG:CB	2:B:77:ALA:H	13	1.78
(1,37)	1:A:104:ARG:CB	2:B:77:ALA:HA	13	1.78
(1,37)	1:A:104:ARG:CB	2:B:77:ALA:HB1	13	1.78
(1,37)	1:A:104:ARG:CB	2:B:77:ALA:HB2	13	1.78
(1,37)	1:A:104:ARG:CB	2:B:77:ALA:HB3	13	1.78
(1,37)	1:A:104:ARG:CB	2:B:77:ALA:N	13	1.78
(1,37)	1:A:104:ARG:CB	2:B:77:ALA:O	13	1.78
(1,37)	1:A:104:ARG:CB	2:B:78:GLY:C	13	1.78
(1,37)	1:A:104:ARG:CB	2:B:78:GLY:CA	13	1.78
(1,37)	1:A:104:ARG:CB	2:B:78:GLY:H	13	1.78
(1,37)	1:A:104:ARG:CB	2:B:78:GLY:HA2	13	1.78
(1,37)	1:A:104:ARG:CB	2:B:78:GLY:HA3	13	1.78
(1,37)	1:A:104:ARG:CB	2:B:78:GLY:N	13	1.78
(1,37)	1:A:104:ARG:CB	2:B:78:GLY:O	13	1.78
(1,37)	1:A:104:ARG:CB	2:B:79:LYS:C	13	1.78
(1,37)	1:A:104:ARG:CB	2:B:79:LYS:CA	13	1.78
(1,37)	1:A:104:ARG:CB	2:B:79:LYS:CB	13	1.78
(1,37)	1:A:104:ARG:CB	2:B:79:LYS:CD	13	1.78
(1,37)	1:A:104:ARG:CB	2:B:79:LYS:CE	13	1.78
(1,37)	1:A:104:ARG:CB	2:B:79:LYS:CG	13	1.78
(1,37)	1:A:104:ARG:CB	2:B:79:LYS:H	13	1.78
(1,37)	1:A:104:ARG:CB	2:B:79:LYS:HA	13	1.78
(1,37)	1:A:104:ARG:CB	2:B:79:LYS:HB2	13	1.78
(1,37)	1:A:104:ARG:CB	2:B:79:LYS:HB3	13	1.78
(1,37)	1:A:104:ARG:CB	2:B:79:LYS:HD2	13	1.78
(1,37)	1:A:104:ARG:CB	2:B:79:LYS:HD3	13	1.78
(1,37)	1:A:104:ARG:CB	2:B:79:LYS:HE2	13	1.78
(1,37)	1:A:104:ARG:CB	2:B:79:LYS:HE3	13	1.78

*Continued on next page...*

*Continued from previous page...*

Key	Atom-1	Atom-2	Model ID	Violation (Å)
(1,37)	1:A:104:ARG:CB	2:B:79:LYS:HG2	13	1.78
(1,37)	1:A:104:ARG:CB	2:B:79:LYS:HG3	13	1.78
(1,37)	1:A:104:ARG:CB	2:B:79:LYS:HZ1	13	1.78
(1,37)	1:A:104:ARG:CB	2:B:79:LYS:HZ2	13	1.78
(1,37)	1:A:104:ARG:CB	2:B:79:LYS:HZ3	13	1.78
(1,37)	1:A:104:ARG:CB	2:B:79:LYS:N	13	1.78
(1,37)	1:A:104:ARG:CB	2:B:79:LYS:NZ	13	1.78
(1,37)	1:A:104:ARG:CB	2:B:79:LYS:O	13	1.78
(1,37)	1:A:104:ARG:CB	2:B:80:ILE:C	13	1.78
(1,37)	1:A:104:ARG:CB	2:B:80:ILE:CA	13	1.78
(1,37)	1:A:104:ARG:CB	2:B:80:ILE:CB	13	1.78
(1,37)	1:A:104:ARG:CB	2:B:80:ILE:CD1	13	1.78
(1,37)	1:A:104:ARG:CB	2:B:80:ILE:CG1	13	1.78
(1,37)	1:A:104:ARG:CB	2:B:80:ILE:CG2	13	1.78
(1,37)	1:A:104:ARG:CB	2:B:80:ILE:H	13	1.78
(1,37)	1:A:104:ARG:CB	2:B:80:ILE:HA	13	1.78
(1,37)	1:A:104:ARG:CB	2:B:80:ILE:HB	13	1.78
(1,37)	1:A:104:ARG:CB	2:B:80:ILE:HD11	13	1.78
(1,37)	1:A:104:ARG:CB	2:B:80:ILE:HD12	13	1.78
(1,37)	1:A:104:ARG:CB	2:B:80:ILE:HD13	13	1.78
(1,37)	1:A:104:ARG:CB	2:B:80:ILE:HG12	13	1.78
(1,37)	1:A:104:ARG:CB	2:B:80:ILE:HG13	13	1.78
(1,37)	1:A:104:ARG:CB	2:B:80:ILE:HG21	13	1.78
(1,37)	1:A:104:ARG:CB	2:B:80:ILE:HG22	13	1.78
(1,37)	1:A:104:ARG:CB	2:B:80:ILE:HG23	13	1.78
(1,37)	1:A:104:ARG:CB	2:B:80:ILE:N	13	1.78
(1,37)	1:A:104:ARG:CB	2:B:80:ILE:O	13	1.78
(1,37)	1:A:104:ARG:CB	2:B:84:GLN:C	13	1.78
(1,37)	1:A:104:ARG:CB	2:B:84:GLN:CA	13	1.78
(1,37)	1:A:104:ARG:CB	2:B:84:GLN:CB	13	1.78
(1,37)	1:A:104:ARG:CB	2:B:84:GLN:CD	13	1.78
(1,37)	1:A:104:ARG:CB	2:B:84:GLN:CG	13	1.78
(1,37)	1:A:104:ARG:CB	2:B:84:GLN:H	13	1.78
(1,37)	1:A:104:ARG:CB	2:B:84:GLN:HA	13	1.78
(1,37)	1:A:104:ARG:CB	2:B:84:GLN:HB2	13	1.78
(1,37)	1:A:104:ARG:CB	2:B:84:GLN:HB3	13	1.78
(1,37)	1:A:104:ARG:CB	2:B:84:GLN:HE21	13	1.78
(1,37)	1:A:104:ARG:CB	2:B:84:GLN:HE22	13	1.78
(1,37)	1:A:104:ARG:CB	2:B:84:GLN:HG2	13	1.78
(1,37)	1:A:104:ARG:CB	2:B:84:GLN:HG3	13	1.78
(1,37)	1:A:104:ARG:CB	2:B:84:GLN:N	13	1.78
(1,37)	1:A:104:ARG:CB	2:B:84:GLN:NE2	13	1.78

*Continued on next page...*

*Continued from previous page...*

Key	Atom-1	Atom-2	Model ID	Violation (Å)
(1,37)	1:A:104:ARG:CB	2:B:84:GLN:O	13	1.78
(1,37)	1:A:104:ARG:CB	2:B:84:GLN:OE1	13	1.78
(1,37)	1:A:104:ARG:CB	2:B:97:THR:C	13	1.78
(1,37)	1:A:104:ARG:CB	2:B:97:THR:CA	13	1.78
(1,37)	1:A:104:ARG:CB	2:B:97:THR:CB	13	1.78
(1,37)	1:A:104:ARG:CB	2:B:97:THR:CG2	13	1.78
(1,37)	1:A:104:ARG:CB	2:B:97:THR:H	13	1.78
(1,37)	1:A:104:ARG:CB	2:B:97:THR:HA	13	1.78
(1,37)	1:A:104:ARG:CB	2:B:97:THR:HB	13	1.78
(1,37)	1:A:104:ARG:CB	2:B:97:THR:HG1	13	1.78
(1,37)	1:A:104:ARG:CB	2:B:97:THR:HG21	13	1.78
(1,37)	1:A:104:ARG:CB	2:B:97:THR:HG22	13	1.78
(1,37)	1:A:104:ARG:CB	2:B:97:THR:HG23	13	1.78
(1,37)	1:A:104:ARG:CB	2:B:97:THR:N	13	1.78
(1,37)	1:A:104:ARG:CB	2:B:97:THR:O	13	1.78
(1,37)	1:A:104:ARG:CB	2:B:97:THR:OG1	13	1.78
(1,37)	1:A:104:ARG:CB	2:B:99:HIS:C	13	1.78
(1,37)	1:A:104:ARG:CB	2:B:99:HIS:CA	13	1.78
(1,37)	1:A:104:ARG:CB	2:B:99:HIS:CB	13	1.78
(1,37)	1:A:104:ARG:CB	2:B:99:HIS:CD2	13	1.78
(1,37)	1:A:104:ARG:CB	2:B:99:HIS:CE1	13	1.78
(1,37)	1:A:104:ARG:CB	2:B:99:HIS:CG	13	1.78
(1,37)	1:A:104:ARG:CB	2:B:99:HIS:H	13	1.78
(1,37)	1:A:104:ARG:CB	2:B:99:HIS:HA	13	1.78
(1,37)	1:A:104:ARG:CB	2:B:99:HIS:HB2	13	1.78
(1,37)	1:A:104:ARG:CB	2:B:99:HIS:HB3	13	1.78
(1,37)	1:A:104:ARG:CB	2:B:99:HIS:HD1	13	1.78
(1,37)	1:A:104:ARG:CB	2:B:99:HIS:HD2	13	1.78
(1,37)	1:A:104:ARG:CB	2:B:99:HIS:HE1	13	1.78
(1,37)	1:A:104:ARG:CB	2:B:99:HIS:HE2	13	1.78
(1,37)	1:A:104:ARG:CB	2:B:99:HIS:N	13	1.78
(1,37)	1:A:104:ARG:CB	2:B:99:HIS:ND1	13	1.78
(1,37)	1:A:104:ARG:CB	2:B:99:HIS:NE2	13	1.78
(1,37)	1:A:104:ARG:CB	2:B:99:HIS:O	13	1.78
(1,37)	1:A:104:ARG:CB	2:B:101:VAL:C	13	1.78
(1,37)	1:A:104:ARG:CB	2:B:101:VAL:CA	13	1.78
(1,37)	1:A:104:ARG:CB	2:B:101:VAL:CB	13	1.78
(1,37)	1:A:104:ARG:CB	2:B:101:VAL:CG1	13	1.78
(1,37)	1:A:104:ARG:CB	2:B:101:VAL:CG2	13	1.78
(1,37)	1:A:104:ARG:CB	2:B:101:VAL:H	13	1.78
(1,37)	1:A:104:ARG:CB	2:B:101:VAL:HA	13	1.78
(1,37)	1:A:104:ARG:CB	2:B:101:VAL:HB	13	1.78

*Continued on next page...*

*Continued from previous page...*

Key	Atom-1	Atom-2	Model ID	Violation (Å)
(1,37)	1:A:104:ARG:CB	2:B:101:VAL:HG11	13	1.78
(1,37)	1:A:104:ARG:CB	2:B:101:VAL:HG12	13	1.78
(1,37)	1:A:104:ARG:CB	2:B:101:VAL:HG13	13	1.78
(1,37)	1:A:104:ARG:CB	2:B:101:VAL:HG21	13	1.78
(1,37)	1:A:104:ARG:CB	2:B:101:VAL:HG22	13	1.78
(1,37)	1:A:104:ARG:CB	2:B:101:VAL:HG23	13	1.78
(1,37)	1:A:104:ARG:CB	2:B:101:VAL:N	13	1.78
(1,37)	1:A:104:ARG:CB	2:B:101:VAL:O	13	1.78
(1,37)	1:A:104:ARG:CD	2:B:75:ILE:C	13	1.78
(1,37)	1:A:104:ARG:CD	2:B:75:ILE:CA	13	1.78
(1,37)	1:A:104:ARG:CD	2:B:75:ILE:CB	13	1.78
(1,37)	1:A:104:ARG:CD	2:B:75:ILE:CD1	13	1.78
(1,37)	1:A:104:ARG:CD	2:B:75:ILE:CG1	13	1.78
(1,37)	1:A:104:ARG:CD	2:B:75:ILE:CG2	13	1.78
(1,37)	1:A:104:ARG:CD	2:B:75:ILE:H	13	1.78
(1,37)	1:A:104:ARG:CD	2:B:75:ILE:HA	13	1.78
(1,37)	1:A:104:ARG:CD	2:B:75:ILE:HB	13	1.78
(1,37)	1:A:104:ARG:CD	2:B:75:ILE:HD11	13	1.78
(1,37)	1:A:104:ARG:CD	2:B:75:ILE:HD12	13	1.78
(1,37)	1:A:104:ARG:CD	2:B:75:ILE:HD13	13	1.78
(1,37)	1:A:104:ARG:CD	2:B:75:ILE:HG12	13	1.78
(1,37)	1:A:104:ARG:CD	2:B:75:ILE:HG13	13	1.78
(1,37)	1:A:104:ARG:CD	2:B:75:ILE:HG21	13	1.78
(1,37)	1:A:104:ARG:CD	2:B:75:ILE:HG22	13	1.78
(1,37)	1:A:104:ARG:CD	2:B:75:ILE:HG23	13	1.78
(1,37)	1:A:104:ARG:CD	2:B:75:ILE:N	13	1.78
(1,37)	1:A:104:ARG:CD	2:B:75:ILE:O	13	1.78
(1,37)	1:A:104:ARG:CD	2:B:77:ALA:C	13	1.78
(1,37)	1:A:104:ARG:CD	2:B:77:ALA:CA	13	1.78
(1,37)	1:A:104:ARG:CD	2:B:77:ALA:CB	13	1.78
(1,37)	1:A:104:ARG:CD	2:B:77:ALA:H	13	1.78
(1,37)	1:A:104:ARG:CD	2:B:77:ALA:HA	13	1.78
(1,37)	1:A:104:ARG:CD	2:B:77:ALA:HB1	13	1.78
(1,37)	1:A:104:ARG:CD	2:B:77:ALA:HB2	13	1.78
(1,37)	1:A:104:ARG:CD	2:B:77:ALA:HB3	13	1.78
(1,37)	1:A:104:ARG:CD	2:B:77:ALA:N	13	1.78
(1,37)	1:A:104:ARG:CD	2:B:77:ALA:O	13	1.78
(1,37)	1:A:104:ARG:CD	2:B:78:GLY:C	13	1.78
(1,37)	1:A:104:ARG:CD	2:B:78:GLY:CA	13	1.78
(1,37)	1:A:104:ARG:CD	2:B:78:GLY:H	13	1.78
(1,37)	1:A:104:ARG:CD	2:B:78:GLY:HA2	13	1.78
(1,37)	1:A:104:ARG:CD	2:B:78:GLY:HA3	13	1.78

*Continued on next page...*

*Continued from previous page...*

Key	Atom-1	Atom-2	Model ID	Violation (Å)
(1,37)	1:A:104:ARG:CD	2:B:78:GLY:N	13	1.78
(1,37)	1:A:104:ARG:CD	2:B:78:GLY:O	13	1.78
(1,37)	1:A:104:ARG:CD	2:B:79:LYS:C	13	1.78
(1,37)	1:A:104:ARG:CD	2:B:79:LYS:CA	13	1.78
(1,37)	1:A:104:ARG:CD	2:B:79:LYS:CB	13	1.78
(1,37)	1:A:104:ARG:CD	2:B:79:LYS:CD	13	1.78
(1,37)	1:A:104:ARG:CD	2:B:79:LYS:CE	13	1.78
(1,37)	1:A:104:ARG:CD	2:B:79:LYS:CG	13	1.78
(1,37)	1:A:104:ARG:CD	2:B:79:LYS:H	13	1.78
(1,37)	1:A:104:ARG:CD	2:B:79:LYS:HA	13	1.78
(1,37)	1:A:104:ARG:CD	2:B:79:LYS:HB2	13	1.78
(1,37)	1:A:104:ARG:CD	2:B:79:LYS:HB3	13	1.78
(1,37)	1:A:104:ARG:CD	2:B:79:LYS:HD2	13	1.78
(1,37)	1:A:104:ARG:CD	2:B:79:LYS:HD3	13	1.78
(1,37)	1:A:104:ARG:CD	2:B:79:LYS:HE2	13	1.78
(1,37)	1:A:104:ARG:CD	2:B:79:LYS:HE3	13	1.78
(1,37)	1:A:104:ARG:CD	2:B:79:LYS:HG2	13	1.78
(1,37)	1:A:104:ARG:CD	2:B:79:LYS:HG3	13	1.78
(1,37)	1:A:104:ARG:CD	2:B:79:LYS:HZ1	13	1.78
(1,37)	1:A:104:ARG:CD	2:B:79:LYS:HZ2	13	1.78
(1,37)	1:A:104:ARG:CD	2:B:79:LYS:HZ3	13	1.78
(1,37)	1:A:104:ARG:CD	2:B:79:LYS:N	13	1.78
(1,37)	1:A:104:ARG:CD	2:B:79:LYS:NZ	13	1.78
(1,37)	1:A:104:ARG:CD	2:B:79:LYS:O	13	1.78
(1,37)	1:A:104:ARG:CD	2:B:80:ILE:C	13	1.78
(1,37)	1:A:104:ARG:CD	2:B:80:ILE:CA	13	1.78
(1,37)	1:A:104:ARG:CD	2:B:80:ILE:CB	13	1.78
(1,37)	1:A:104:ARG:CD	2:B:80:ILE:CD1	13	1.78
(1,37)	1:A:104:ARG:CD	2:B:80:ILE:CG1	13	1.78
(1,37)	1:A:104:ARG:CD	2:B:80:ILE:CG2	13	1.78
(1,37)	1:A:104:ARG:CD	2:B:80:ILE:H	13	1.78
(1,37)	1:A:104:ARG:CD	2:B:80:ILE:HA	13	1.78
(1,37)	1:A:104:ARG:CD	2:B:80:ILE:HB	13	1.78
(1,37)	1:A:104:ARG:CD	2:B:80:ILE:HD11	13	1.78
(1,37)	1:A:104:ARG:CD	2:B:80:ILE:HD12	13	1.78
(1,37)	1:A:104:ARG:CD	2:B:80:ILE:HD13	13	1.78
(1,37)	1:A:104:ARG:CD	2:B:80:ILE:HG12	13	1.78
(1,37)	1:A:104:ARG:CD	2:B:80:ILE:HG13	13	1.78
(1,37)	1:A:104:ARG:CD	2:B:80:ILE:HG21	13	1.78
(1,37)	1:A:104:ARG:CD	2:B:80:ILE:HG22	13	1.78
(1,37)	1:A:104:ARG:CD	2:B:80:ILE:HG23	13	1.78
(1,37)	1:A:104:ARG:CD	2:B:80:ILE:N	13	1.78

*Continued on next page...*



*Continued from previous page...*

Key	Atom-1	Atom-2	Model ID	Violation (Å)
(1,37)	1:A:104:ARG:CD	2:B:80:ILE:O	13	1.78
(1,37)	1:A:104:ARG:CD	2:B:84:GLN:C	13	1.78
(1,37)	1:A:104:ARG:CD	2:B:84:GLN:CA	13	1.78
(1,37)	1:A:104:ARG:CD	2:B:84:GLN:CB	13	1.78
(1,37)	1:A:104:ARG:CD	2:B:84:GLN:CD	13	1.78
(1,37)	1:A:104:ARG:CD	2:B:84:GLN:CG	13	1.78
(1,37)	1:A:104:ARG:CD	2:B:84:GLN:H	13	1.78
(1,37)	1:A:104:ARG:CD	2:B:84:GLN:HA	13	1.78
(1,37)	1:A:104:ARG:CD	2:B:84:GLN:HB2	13	1.78
(1,37)	1:A:104:ARG:CD	2:B:84:GLN:HB3	13	1.78
(1,37)	1:A:104:ARG:CD	2:B:84:GLN:HE21	13	1.78
(1,37)	1:A:104:ARG:CD	2:B:84:GLN:HE22	13	1.78
(1,37)	1:A:104:ARG:CD	2:B:84:GLN:HG2	13	1.78
(1,37)	1:A:104:ARG:CD	2:B:84:GLN:HG3	13	1.78
(1,37)	1:A:104:ARG:CD	2:B:84:GLN:N	13	1.78
(1,37)	1:A:104:ARG:CD	2:B:84:GLN:NE2	13	1.78
(1,37)	1:A:104:ARG:CD	2:B:84:GLN:O	13	1.78
(1,37)	1:A:104:ARG:CD	2:B:84:GLN:OE1	13	1.78
(1,37)	1:A:104:ARG:CD	2:B:97:THR:C	13	1.78
(1,37)	1:A:104:ARG:CD	2:B:97:THR:CA	13	1.78
(1,37)	1:A:104:ARG:CD	2:B:97:THR:CB	13	1.78
(1,37)	1:A:104:ARG:CD	2:B:97:THR:CG2	13	1.78
(1,37)	1:A:104:ARG:CD	2:B:97:THR:H	13	1.78
(1,37)	1:A:104:ARG:CD	2:B:97:THR:HA	13	1.78
(1,37)	1:A:104:ARG:CD	2:B:97:THR:HB	13	1.78
(1,37)	1:A:104:ARG:CD	2:B:97:THR:HG1	13	1.78
(1,37)	1:A:104:ARG:CD	2:B:97:THR:HG21	13	1.78
(1,37)	1:A:104:ARG:CD	2:B:97:THR:HG22	13	1.78
(1,37)	1:A:104:ARG:CD	2:B:97:THR:HG23	13	1.78
(1,37)	1:A:104:ARG:CD	2:B:97:THR:N	13	1.78
(1,37)	1:A:104:ARG:CD	2:B:97:THR:O	13	1.78
(1,37)	1:A:104:ARG:CD	2:B:97:THR:OG1	13	1.78
(1,37)	1:A:104:ARG:CD	2:B:99:HIS:C	13	1.78
(1,37)	1:A:104:ARG:CD	2:B:99:HIS:CA	13	1.78
(1,37)	1:A:104:ARG:CD	2:B:99:HIS:CB	13	1.78
(1,37)	1:A:104:ARG:CD	2:B:99:HIS:CD2	13	1.78
(1,37)	1:A:104:ARG:CD	2:B:99:HIS:CE1	13	1.78
(1,37)	1:A:104:ARG:CD	2:B:99:HIS:CG	13	1.78
(1,37)	1:A:104:ARG:CD	2:B:99:HIS:H	13	1.78
(1,37)	1:A:104:ARG:CD	2:B:99:HIS:HA	13	1.78
(1,37)	1:A:104:ARG:CD	2:B:99:HIS:HB2	13	1.78
(1,37)	1:A:104:ARG:CD	2:B:99:HIS:HB3	13	1.78

*Continued on next page...*

*Continued from previous page...*

Key	Atom-1	Atom-2	Model ID	Violation (Å)
(1,37)	1:A:104:ARG:CD	2:B:99:HIS:HD1	13	1.78
(1,37)	1:A:104:ARG:CD	2:B:99:HIS:HD2	13	1.78
(1,37)	1:A:104:ARG:CD	2:B:99:HIS:HE1	13	1.78
(1,37)	1:A:104:ARG:CD	2:B:99:HIS:HE2	13	1.78
(1,37)	1:A:104:ARG:CD	2:B:99:HIS:N	13	1.78
(1,37)	1:A:104:ARG:CD	2:B:99:HIS:ND1	13	1.78
(1,37)	1:A:104:ARG:CD	2:B:99:HIS:NE2	13	1.78
(1,37)	1:A:104:ARG:CD	2:B:99:HIS:O	13	1.78
(1,37)	1:A:104:ARG:CD	2:B:101:VAL:C	13	1.78
(1,37)	1:A:104:ARG:CD	2:B:101:VAL:CA	13	1.78
(1,37)	1:A:104:ARG:CD	2:B:101:VAL:CB	13	1.78
(1,37)	1:A:104:ARG:CD	2:B:101:VAL:CG1	13	1.78
(1,37)	1:A:104:ARG:CD	2:B:101:VAL:CG2	13	1.78
(1,37)	1:A:104:ARG:CD	2:B:101:VAL:H	13	1.78
(1,37)	1:A:104:ARG:CD	2:B:101:VAL:HA	13	1.78
(1,37)	1:A:104:ARG:CD	2:B:101:VAL:HB	13	1.78
(1,37)	1:A:104:ARG:CD	2:B:101:VAL:HG11	13	1.78
(1,37)	1:A:104:ARG:CD	2:B:101:VAL:HG12	13	1.78
(1,37)	1:A:104:ARG:CD	2:B:101:VAL:HG13	13	1.78
(1,37)	1:A:104:ARG:CD	2:B:101:VAL:HG21	13	1.78
(1,37)	1:A:104:ARG:CD	2:B:101:VAL:HG22	13	1.78
(1,37)	1:A:104:ARG:CD	2:B:101:VAL:HG23	13	1.78
(1,37)	1:A:104:ARG:CD	2:B:101:VAL:N	13	1.78
(1,37)	1:A:104:ARG:CD	2:B:101:VAL:O	13	1.78
(1,37)	1:A:104:ARG:CG	2:B:75:ILE:C	13	1.78
(1,37)	1:A:104:ARG:CG	2:B:75:ILE:CA	13	1.78
(1,37)	1:A:104:ARG:CG	2:B:75:ILE:CB	13	1.78
(1,37)	1:A:104:ARG:CG	2:B:75:ILE:CD1	13	1.78
(1,37)	1:A:104:ARG:CG	2:B:75:ILE:CG1	13	1.78
(1,37)	1:A:104:ARG:CG	2:B:75:ILE:CG2	13	1.78
(1,37)	1:A:104:ARG:CG	2:B:75:ILE:H	13	1.78
(1,37)	1:A:104:ARG:CG	2:B:75:ILE:HA	13	1.78
(1,37)	1:A:104:ARG:CG	2:B:75:ILE:HB	13	1.78
(1,37)	1:A:104:ARG:CG	2:B:75:ILE:HD11	13	1.78
(1,37)	1:A:104:ARG:CG	2:B:75:ILE:HD12	13	1.78
(1,37)	1:A:104:ARG:CG	2:B:75:ILE:HD13	13	1.78
(1,37)	1:A:104:ARG:CG	2:B:75:ILE:HG12	13	1.78
(1,37)	1:A:104:ARG:CG	2:B:75:ILE:HG13	13	1.78
(1,37)	1:A:104:ARG:CG	2:B:75:ILE:HG21	13	1.78
(1,37)	1:A:104:ARG:CG	2:B:75:ILE:HG22	13	1.78
(1,37)	1:A:104:ARG:CG	2:B:75:ILE:HG23	13	1.78
(1,37)	1:A:104:ARG:CG	2:B:75:ILE:N	13	1.78

*Continued on next page...*

*Continued from previous page...*

Key	Atom-1	Atom-2	Model ID	Violation (Å)
(1,37)	1:A:104:ARG:CG	2:B:75:ILE:O	13	1.78
(1,37)	1:A:104:ARG:CG	2:B:77:ALA:C	13	1.78
(1,37)	1:A:104:ARG:CG	2:B:77:ALA:CA	13	1.78
(1,37)	1:A:104:ARG:CG	2:B:77:ALA:CB	13	1.78
(1,37)	1:A:104:ARG:CG	2:B:77:ALA:H	13	1.78
(1,37)	1:A:104:ARG:CG	2:B:77:ALA:HA	13	1.78
(1,37)	1:A:104:ARG:CG	2:B:77:ALA:HB1	13	1.78
(1,37)	1:A:104:ARG:CG	2:B:77:ALA:HB2	13	1.78
(1,37)	1:A:104:ARG:CG	2:B:77:ALA:HB3	13	1.78
(1,37)	1:A:104:ARG:CG	2:B:77:ALA:N	13	1.78
(1,37)	1:A:104:ARG:CG	2:B:77:ALA:O	13	1.78
(1,37)	1:A:104:ARG:CG	2:B:78:GLY:C	13	1.78
(1,37)	1:A:104:ARG:CG	2:B:78:GLY:CA	13	1.78
(1,37)	1:A:104:ARG:CG	2:B:78:GLY:H	13	1.78
(1,37)	1:A:104:ARG:CG	2:B:78:GLY:HA2	13	1.78
(1,37)	1:A:104:ARG:CG	2:B:78:GLY:HA3	13	1.78
(1,37)	1:A:104:ARG:CG	2:B:78:GLY:N	13	1.78
(1,37)	1:A:104:ARG:CG	2:B:78:GLY:O	13	1.78
(1,37)	1:A:104:ARG:CG	2:B:79:LYS:C	13	1.78
(1,37)	1:A:104:ARG:CG	2:B:79:LYS:CA	13	1.78
(1,37)	1:A:104:ARG:CG	2:B:79:LYS:CB	13	1.78
(1,37)	1:A:104:ARG:CG	2:B:79:LYS:CD	13	1.78
(1,37)	1:A:104:ARG:CG	2:B:79:LYS:CE	13	1.78
(1,37)	1:A:104:ARG:CG	2:B:79:LYS:CG	13	1.78
(1,37)	1:A:104:ARG:CG	2:B:79:LYS:H	13	1.78
(1,37)	1:A:104:ARG:CG	2:B:79:LYS:HA	13	1.78
(1,37)	1:A:104:ARG:CG	2:B:79:LYS:HB2	13	1.78
(1,37)	1:A:104:ARG:CG	2:B:79:LYS:HB3	13	1.78
(1,37)	1:A:104:ARG:CG	2:B:79:LYS:HD2	13	1.78
(1,37)	1:A:104:ARG:CG	2:B:79:LYS:HD3	13	1.78
(1,37)	1:A:104:ARG:CG	2:B:79:LYS:HE2	13	1.78
(1,37)	1:A:104:ARG:CG	2:B:79:LYS:HE3	13	1.78
(1,37)	1:A:104:ARG:CG	2:B:79:LYS:HG2	13	1.78
(1,37)	1:A:104:ARG:CG	2:B:79:LYS:HG3	13	1.78
(1,37)	1:A:104:ARG:CG	2:B:79:LYS:HZ1	13	1.78
(1,37)	1:A:104:ARG:CG	2:B:79:LYS:HZ2	13	1.78
(1,37)	1:A:104:ARG:CG	2:B:79:LYS:HZ3	13	1.78
(1,37)	1:A:104:ARG:CG	2:B:79:LYS:N	13	1.78
(1,37)	1:A:104:ARG:CG	2:B:79:LYS:NZ	13	1.78
(1,37)	1:A:104:ARG:CG	2:B:79:LYS:O	13	1.78
(1,37)	1:A:104:ARG:CG	2:B:80:ILE:C	13	1.78
(1,37)	1:A:104:ARG:CG	2:B:80:ILE:CA	13	1.78

*Continued on next page...*

*Continued from previous page...*

Key	Atom-1	Atom-2	Model ID	Violation (Å)
(1,37)	1:A:104:ARG:CG	2:B:80:ILE:CB	13	1.78
(1,37)	1:A:104:ARG:CG	2:B:80:ILE:CD1	13	1.78
(1,37)	1:A:104:ARG:CG	2:B:80:ILE:CG1	13	1.78
(1,37)	1:A:104:ARG:CG	2:B:80:ILE:CG2	13	1.78
(1,37)	1:A:104:ARG:CG	2:B:80:ILE:H	13	1.78
(1,37)	1:A:104:ARG:CG	2:B:80:ILE:HA	13	1.78
(1,37)	1:A:104:ARG:CG	2:B:80:ILE:HB	13	1.78
(1,37)	1:A:104:ARG:CG	2:B:80:ILE:HD11	13	1.78
(1,37)	1:A:104:ARG:CG	2:B:80:ILE:HD12	13	1.78
(1,37)	1:A:104:ARG:CG	2:B:80:ILE:HD13	13	1.78
(1,37)	1:A:104:ARG:CG	2:B:80:ILE:HG12	13	1.78
(1,37)	1:A:104:ARG:CG	2:B:80:ILE:HG13	13	1.78
(1,37)	1:A:104:ARG:CG	2:B:80:ILE:HG21	13	1.78
(1,37)	1:A:104:ARG:CG	2:B:80:ILE:HG22	13	1.78
(1,37)	1:A:104:ARG:CG	2:B:80:ILE:HG23	13	1.78
(1,37)	1:A:104:ARG:CG	2:B:80:ILE:N	13	1.78
(1,37)	1:A:104:ARG:CG	2:B:80:ILE:O	13	1.78
(1,37)	1:A:104:ARG:CG	2:B:84:GLN:C	13	1.78
(1,37)	1:A:104:ARG:CG	2:B:84:GLN:CA	13	1.78
(1,37)	1:A:104:ARG:CG	2:B:84:GLN:CB	13	1.78
(1,37)	1:A:104:ARG:CG	2:B:84:GLN:CD	13	1.78
(1,37)	1:A:104:ARG:CG	2:B:84:GLN:CG	13	1.78
(1,37)	1:A:104:ARG:CG	2:B:84:GLN:H	13	1.78
(1,37)	1:A:104:ARG:CG	2:B:84:GLN:HA	13	1.78
(1,37)	1:A:104:ARG:CG	2:B:84:GLN:HB2	13	1.78
(1,37)	1:A:104:ARG:CG	2:B:84:GLN:HB3	13	1.78
(1,37)	1:A:104:ARG:CG	2:B:84:GLN:HE21	13	1.78
(1,37)	1:A:104:ARG:CG	2:B:84:GLN:HE22	13	1.78
(1,37)	1:A:104:ARG:CG	2:B:84:GLN:HG2	13	1.78
(1,37)	1:A:104:ARG:CG	2:B:84:GLN:HG3	13	1.78
(1,37)	1:A:104:ARG:CG	2:B:84:GLN:N	13	1.78
(1,37)	1:A:104:ARG:CG	2:B:84:GLN:NE2	13	1.78
(1,37)	1:A:104:ARG:CG	2:B:84:GLN:O	13	1.78
(1,37)	1:A:104:ARG:CG	2:B:84:GLN:OE1	13	1.78
(1,37)	1:A:104:ARG:CG	2:B:97:THR:C	13	1.78
(1,37)	1:A:104:ARG:CG	2:B:97:THR:CA	13	1.78
(1,37)	1:A:104:ARG:CG	2:B:97:THR:CB	13	1.78
(1,37)	1:A:104:ARG:CG	2:B:97:THR:CG2	13	1.78
(1,37)	1:A:104:ARG:CG	2:B:97:THR:H	13	1.78
(1,37)	1:A:104:ARG:CG	2:B:97:THR:HA	13	1.78
(1,37)	1:A:104:ARG:CG	2:B:97:THR:HB	13	1.78
(1,37)	1:A:104:ARG:CG	2:B:97:THR:HG1	13	1.78

*Continued on next page...*

*Continued from previous page...*

Key	Atom-1	Atom-2	Model ID	Violation (Å)
(1,37)	1:A:104:ARG:CG	2:B:97:THR:HG21	13	1.78
(1,37)	1:A:104:ARG:CG	2:B:97:THR:HG22	13	1.78
(1,37)	1:A:104:ARG:CG	2:B:97:THR:HG23	13	1.78
(1,37)	1:A:104:ARG:CG	2:B:97:THR:N	13	1.78
(1,37)	1:A:104:ARG:CG	2:B:97:THR:O	13	1.78
(1,37)	1:A:104:ARG:CG	2:B:97:THR:OG1	13	1.78
(1,37)	1:A:104:ARG:CG	2:B:99:HIS:C	13	1.78
(1,37)	1:A:104:ARG:CG	2:B:99:HIS:CA	13	1.78
(1,37)	1:A:104:ARG:CG	2:B:99:HIS:CB	13	1.78
(1,37)	1:A:104:ARG:CG	2:B:99:HIS:CD2	13	1.78
(1,37)	1:A:104:ARG:CG	2:B:99:HIS:CE1	13	1.78
(1,37)	1:A:104:ARG:CG	2:B:99:HIS:CG	13	1.78
(1,37)	1:A:104:ARG:CG	2:B:99:HIS:H	13	1.78
(1,37)	1:A:104:ARG:CG	2:B:99:HIS:HA	13	1.78
(1,37)	1:A:104:ARG:CG	2:B:99:HIS:HB2	13	1.78
(1,37)	1:A:104:ARG:CG	2:B:99:HIS:HB3	13	1.78
(1,37)	1:A:104:ARG:CG	2:B:99:HIS:HD1	13	1.78
(1,37)	1:A:104:ARG:CG	2:B:99:HIS:HD2	13	1.78
(1,37)	1:A:104:ARG:CG	2:B:99:HIS:HE1	13	1.78
(1,37)	1:A:104:ARG:CG	2:B:99:HIS:HE2	13	1.78
(1,37)	1:A:104:ARG:CG	2:B:99:HIS:N	13	1.78
(1,37)	1:A:104:ARG:CG	2:B:99:HIS:ND1	13	1.78
(1,37)	1:A:104:ARG:CG	2:B:99:HIS:NE2	13	1.78
(1,37)	1:A:104:ARG:CG	2:B:99:HIS:O	13	1.78
(1,37)	1:A:104:ARG:CG	2:B:101:VAL:C	13	1.78
(1,37)	1:A:104:ARG:CG	2:B:101:VAL:CA	13	1.78
(1,37)	1:A:104:ARG:CG	2:B:101:VAL:CB	13	1.78
(1,37)	1:A:104:ARG:CG	2:B:101:VAL:CG1	13	1.78
(1,37)	1:A:104:ARG:CG	2:B:101:VAL:CG2	13	1.78
(1,37)	1:A:104:ARG:CG	2:B:101:VAL:H	13	1.78
(1,37)	1:A:104:ARG:CG	2:B:101:VAL:HA	13	1.78
(1,37)	1:A:104:ARG:CG	2:B:101:VAL:HB	13	1.78
(1,37)	1:A:104:ARG:CG	2:B:101:VAL:HG11	13	1.78
(1,37)	1:A:104:ARG:CG	2:B:101:VAL:HG12	13	1.78
(1,37)	1:A:104:ARG:CG	2:B:101:VAL:HG13	13	1.78
(1,37)	1:A:104:ARG:CG	2:B:101:VAL:HG21	13	1.78
(1,37)	1:A:104:ARG:CG	2:B:101:VAL:HG22	13	1.78
(1,37)	1:A:104:ARG:CG	2:B:101:VAL:HG23	13	1.78
(1,37)	1:A:104:ARG:CG	2:B:101:VAL:N	13	1.78
(1,37)	1:A:104:ARG:CG	2:B:101:VAL:O	13	1.78
(1,37)	1:A:104:ARG:CZ	2:B:75:ILE:C	13	1.78
(1,37)	1:A:104:ARG:CZ	2:B:75:ILE:CA	13	1.78

*Continued on next page...*

*Continued from previous page...*

Key	Atom-1	Atom-2	Model ID	Violation (Å)
(1,37)	1:A:104:ARG:CZ	2:B:75:ILE:CB	13	1.78
(1,37)	1:A:104:ARG:CZ	2:B:75:ILE:CD1	13	1.78
(1,37)	1:A:104:ARG:CZ	2:B:75:ILE:CG1	13	1.78
(1,37)	1:A:104:ARG:CZ	2:B:75:ILE:CG2	13	1.78
(1,37)	1:A:104:ARG:CZ	2:B:75:ILE:H	13	1.78
(1,37)	1:A:104:ARG:CZ	2:B:75:ILE:HA	13	1.78
(1,37)	1:A:104:ARG:CZ	2:B:75:ILE:HB	13	1.78
(1,37)	1:A:104:ARG:CZ	2:B:75:ILE:HD11	13	1.78
(1,37)	1:A:104:ARG:CZ	2:B:75:ILE:HD12	13	1.78
(1,37)	1:A:104:ARG:CZ	2:B:75:ILE:HD13	13	1.78
(1,37)	1:A:104:ARG:CZ	2:B:75:ILE:HG12	13	1.78
(1,37)	1:A:104:ARG:CZ	2:B:75:ILE:HG13	13	1.78
(1,37)	1:A:104:ARG:CZ	2:B:75:ILE:HG21	13	1.78
(1,37)	1:A:104:ARG:CZ	2:B:75:ILE:HG22	13	1.78
(1,37)	1:A:104:ARG:CZ	2:B:75:ILE:HG23	13	1.78
(1,37)	1:A:104:ARG:CZ	2:B:75:ILE:N	13	1.78
(1,37)	1:A:104:ARG:CZ	2:B:75:ILE:O	13	1.78
(1,37)	1:A:104:ARG:CZ	2:B:77:ALA:C	13	1.78
(1,37)	1:A:104:ARG:CZ	2:B:77:ALA:CA	13	1.78
(1,37)	1:A:104:ARG:CZ	2:B:77:ALA:CB	13	1.78
(1,37)	1:A:104:ARG:CZ	2:B:77:ALA:H	13	1.78
(1,37)	1:A:104:ARG:CZ	2:B:77:ALA:HA	13	1.78
(1,37)	1:A:104:ARG:CZ	2:B:77:ALA:HB1	13	1.78
(1,37)	1:A:104:ARG:CZ	2:B:77:ALA:HB2	13	1.78
(1,37)	1:A:104:ARG:CZ	2:B:77:ALA:HB3	13	1.78
(1,37)	1:A:104:ARG:CZ	2:B:77:ALA:N	13	1.78
(1,37)	1:A:104:ARG:CZ	2:B:77:ALA:O	13	1.78
(1,37)	1:A:104:ARG:CZ	2:B:78:GLY:C	13	1.78
(1,37)	1:A:104:ARG:CZ	2:B:78:GLY:CA	13	1.78
(1,37)	1:A:104:ARG:CZ	2:B:78:GLY:H	13	1.78
(1,37)	1:A:104:ARG:CZ	2:B:78:GLY:HA2	13	1.78
(1,37)	1:A:104:ARG:CZ	2:B:78:GLY:HA3	13	1.78
(1,37)	1:A:104:ARG:CZ	2:B:78:GLY:N	13	1.78
(1,37)	1:A:104:ARG:CZ	2:B:78:GLY:O	13	1.78
(1,37)	1:A:104:ARG:CZ	2:B:79:LYS:C	13	1.78
(1,37)	1:A:104:ARG:CZ	2:B:79:LYS:CA	13	1.78
(1,37)	1:A:104:ARG:CZ	2:B:79:LYS:CB	13	1.78
(1,37)	1:A:104:ARG:CZ	2:B:79:LYS:CD	13	1.78
(1,37)	1:A:104:ARG:CZ	2:B:79:LYS:CE	13	1.78
(1,37)	1:A:104:ARG:CZ	2:B:79:LYS:CG	13	1.78
(1,37)	1:A:104:ARG:CZ	2:B:79:LYS:H	13	1.78
(1,37)	1:A:104:ARG:CZ	2:B:79:LYS:HA	13	1.78

*Continued on next page...*

*Continued from previous page...*

Key	Atom-1	Atom-2	Model ID	Violation (Å)
(1,37)	1:A:104:ARG:CZ	2:B:79:LYS:HB2	13	1.78
(1,37)	1:A:104:ARG:CZ	2:B:79:LYS:HB3	13	1.78
(1,37)	1:A:104:ARG:CZ	2:B:79:LYS:HD2	13	1.78
(1,37)	1:A:104:ARG:CZ	2:B:79:LYS:HD3	13	1.78
(1,37)	1:A:104:ARG:CZ	2:B:79:LYS:HE2	13	1.78
(1,37)	1:A:104:ARG:CZ	2:B:79:LYS:HE3	13	1.78
(1,37)	1:A:104:ARG:CZ	2:B:79:LYS:HG2	13	1.78
(1,37)	1:A:104:ARG:CZ	2:B:79:LYS:HG3	13	1.78
(1,37)	1:A:104:ARG:CZ	2:B:79:LYS:HZ1	13	1.78
(1,37)	1:A:104:ARG:CZ	2:B:79:LYS:HZ2	13	1.78
(1,37)	1:A:104:ARG:CZ	2:B:79:LYS:HZ3	13	1.78
(1,37)	1:A:104:ARG:CZ	2:B:79:LYS:N	13	1.78
(1,37)	1:A:104:ARG:CZ	2:B:79:LYS:NZ	13	1.78
(1,37)	1:A:104:ARG:CZ	2:B:79:LYS:O	13	1.78
(1,37)	1:A:104:ARG:CZ	2:B:80:ILE:C	13	1.78
(1,37)	1:A:104:ARG:CZ	2:B:80:ILE:CA	13	1.78
(1,37)	1:A:104:ARG:CZ	2:B:80:ILE:CB	13	1.78
(1,37)	1:A:104:ARG:CZ	2:B:80:ILE:CD1	13	1.78
(1,37)	1:A:104:ARG:CZ	2:B:80:ILE:CG1	13	1.78
(1,37)	1:A:104:ARG:CZ	2:B:80:ILE:CG2	13	1.78
(1,37)	1:A:104:ARG:CZ	2:B:80:ILE:H	13	1.78
(1,37)	1:A:104:ARG:CZ	2:B:80:ILE:HA	13	1.78
(1,37)	1:A:104:ARG:CZ	2:B:80:ILE:HB	13	1.78
(1,37)	1:A:104:ARG:CZ	2:B:80:ILE:HD11	13	1.78
(1,37)	1:A:104:ARG:CZ	2:B:80:ILE:HD12	13	1.78
(1,37)	1:A:104:ARG:CZ	2:B:80:ILE:HD13	13	1.78
(1,37)	1:A:104:ARG:CZ	2:B:80:ILE:HG12	13	1.78
(1,37)	1:A:104:ARG:CZ	2:B:80:ILE:HG13	13	1.78
(1,37)	1:A:104:ARG:CZ	2:B:80:ILE:HG21	13	1.78
(1,37)	1:A:104:ARG:CZ	2:B:80:ILE:HG22	13	1.78
(1,37)	1:A:104:ARG:CZ	2:B:80:ILE:HG23	13	1.78
(1,37)	1:A:104:ARG:CZ	2:B:80:ILE:N	13	1.78
(1,37)	1:A:104:ARG:CZ	2:B:80:ILE:O	13	1.78
(1,37)	1:A:104:ARG:CZ	2:B:84:GLN:C	13	1.78
(1,37)	1:A:104:ARG:CZ	2:B:84:GLN:CA	13	1.78
(1,37)	1:A:104:ARG:CZ	2:B:84:GLN:CB	13	1.78
(1,37)	1:A:104:ARG:CZ	2:B:84:GLN:CD	13	1.78
(1,37)	1:A:104:ARG:CZ	2:B:84:GLN:CG	13	1.78
(1,37)	1:A:104:ARG:CZ	2:B:84:GLN:H	13	1.78
(1,37)	1:A:104:ARG:CZ	2:B:84:GLN:HA	13	1.78
(1,37)	1:A:104:ARG:CZ	2:B:84:GLN:HB2	13	1.78
(1,37)	1:A:104:ARG:CZ	2:B:84:GLN:HB3	13	1.78

*Continued on next page...*

*Continued from previous page...*

Key	Atom-1	Atom-2	Model ID	Violation (Å)
(1,37)	1:A:104:ARG:CZ	2:B:84:GLN:HE21	13	1.78
(1,37)	1:A:104:ARG:CZ	2:B:84:GLN:HE22	13	1.78
(1,37)	1:A:104:ARG:CZ	2:B:84:GLN:HG2	13	1.78
(1,37)	1:A:104:ARG:CZ	2:B:84:GLN:HG3	13	1.78
(1,37)	1:A:104:ARG:CZ	2:B:84:GLN:N	13	1.78
(1,37)	1:A:104:ARG:CZ	2:B:84:GLN:NE2	13	1.78
(1,37)	1:A:104:ARG:CZ	2:B:84:GLN:O	13	1.78
(1,37)	1:A:104:ARG:CZ	2:B:84:GLN:OE1	13	1.78
(1,37)	1:A:104:ARG:CZ	2:B:97:THR:C	13	1.78
(1,37)	1:A:104:ARG:CZ	2:B:97:THR:CA	13	1.78
(1,37)	1:A:104:ARG:CZ	2:B:97:THR:CB	13	1.78
(1,37)	1:A:104:ARG:CZ	2:B:97:THR:CG2	13	1.78
(1,37)	1:A:104:ARG:CZ	2:B:97:THR:H	13	1.78
(1,37)	1:A:104:ARG:CZ	2:B:97:THR:HA	13	1.78
(1,37)	1:A:104:ARG:CZ	2:B:97:THR:HB	13	1.78
(1,37)	1:A:104:ARG:CZ	2:B:97:THR:HG1	13	1.78
(1,37)	1:A:104:ARG:CZ	2:B:97:THR:HG21	13	1.78
(1,37)	1:A:104:ARG:CZ	2:B:97:THR:HG22	13	1.78
(1,37)	1:A:104:ARG:CZ	2:B:97:THR:HG23	13	1.78
(1,37)	1:A:104:ARG:CZ	2:B:97:THR:N	13	1.78
(1,37)	1:A:104:ARG:CZ	2:B:97:THR:O	13	1.78
(1,37)	1:A:104:ARG:CZ	2:B:97:THR:OG1	13	1.78
(1,37)	1:A:104:ARG:CZ	2:B:99:HIS:C	13	1.78
(1,37)	1:A:104:ARG:CZ	2:B:99:HIS:CA	13	1.78
(1,37)	1:A:104:ARG:CZ	2:B:99:HIS:CB	13	1.78
(1,37)	1:A:104:ARG:CZ	2:B:99:HIS:CD2	13	1.78
(1,37)	1:A:104:ARG:CZ	2:B:99:HIS:CE1	13	1.78
(1,37)	1:A:104:ARG:CZ	2:B:99:HIS:CG	13	1.78
(1,37)	1:A:104:ARG:CZ	2:B:99:HIS:H	13	1.78
(1,37)	1:A:104:ARG:CZ	2:B:99:HIS:HA	13	1.78
(1,37)	1:A:104:ARG:CZ	2:B:99:HIS:HB2	13	1.78
(1,37)	1:A:104:ARG:CZ	2:B:99:HIS:HB3	13	1.78
(1,37)	1:A:104:ARG:CZ	2:B:99:HIS:HD1	13	1.78
(1,37)	1:A:104:ARG:CZ	2:B:99:HIS:HD2	13	1.78
(1,37)	1:A:104:ARG:CZ	2:B:99:HIS:HE1	13	1.78
(1,37)	1:A:104:ARG:CZ	2:B:99:HIS:HE2	13	1.78
(1,37)	1:A:104:ARG:CZ	2:B:99:HIS:N	13	1.78
(1,37)	1:A:104:ARG:CZ	2:B:99:HIS:ND1	13	1.78
(1,37)	1:A:104:ARG:CZ	2:B:99:HIS:NE2	13	1.78
(1,37)	1:A:104:ARG:CZ	2:B:99:HIS:O	13	1.78
(1,37)	1:A:104:ARG:CZ	2:B:101:VAL:C	13	1.78
(1,37)	1:A:104:ARG:CZ	2:B:101:VAL:CA	13	1.78

*Continued on next page...*



*Continued from previous page...*

Key	Atom-1	Atom-2	Model ID	Violation (Å)
(1,37)	1:A:104:ARG:CZ	2:B:101:VAL:CB	13	1.78
(1,37)	1:A:104:ARG:CZ	2:B:101:VAL:CG1	13	1.78
(1,37)	1:A:104:ARG:CZ	2:B:101:VAL:CG2	13	1.78
(1,37)	1:A:104:ARG:CZ	2:B:101:VAL:H	13	1.78
(1,37)	1:A:104:ARG:CZ	2:B:101:VAL:HA	13	1.78
(1,37)	1:A:104:ARG:CZ	2:B:101:VAL:HB	13	1.78
(1,37)	1:A:104:ARG:CZ	2:B:101:VAL:HG11	13	1.78
(1,37)	1:A:104:ARG:CZ	2:B:101:VAL:HG12	13	1.78
(1,37)	1:A:104:ARG:CZ	2:B:101:VAL:HG13	13	1.78
(1,37)	1:A:104:ARG:CZ	2:B:101:VAL:HG21	13	1.78
(1,37)	1:A:104:ARG:CZ	2:B:101:VAL:HG22	13	1.78
(1,37)	1:A:104:ARG:CZ	2:B:101:VAL:HG23	13	1.78
(1,37)	1:A:104:ARG:CZ	2:B:101:VAL:N	13	1.78
(1,37)	1:A:104:ARG:CZ	2:B:101:VAL:O	13	1.78
(1,37)	1:A:104:ARG:H	2:B:75:ILE:C	13	1.78
(1,37)	1:A:104:ARG:H	2:B:75:ILE:CA	13	1.78
(1,37)	1:A:104:ARG:H	2:B:75:ILE:CB	13	1.78
(1,37)	1:A:104:ARG:H	2:B:75:ILE:CD1	13	1.78
(1,37)	1:A:104:ARG:H	2:B:75:ILE:CG1	13	1.78
(1,37)	1:A:104:ARG:H	2:B:75:ILE:CG2	13	1.78
(1,37)	1:A:104:ARG:H	2:B:75:ILE:H	13	1.78
(1,37)	1:A:104:ARG:H	2:B:75:ILE:HA	13	1.78
(1,37)	1:A:104:ARG:H	2:B:75:ILE:HB	13	1.78
(1,37)	1:A:104:ARG:H	2:B:75:ILE:HD11	13	1.78
(1,37)	1:A:104:ARG:H	2:B:75:ILE:HD12	13	1.78
(1,37)	1:A:104:ARG:H	2:B:75:ILE:HD13	13	1.78
(1,37)	1:A:104:ARG:H	2:B:75:ILE:HG12	13	1.78
(1,37)	1:A:104:ARG:H	2:B:75:ILE:HG13	13	1.78
(1,37)	1:A:104:ARG:H	2:B:75:ILE:HG21	13	1.78
(1,37)	1:A:104:ARG:H	2:B:75:ILE:HG22	13	1.78
(1,37)	1:A:104:ARG:H	2:B:75:ILE:HG23	13	1.78
(1,37)	1:A:104:ARG:H	2:B:75:ILE:N	13	1.78
(1,37)	1:A:104:ARG:H	2:B:75:ILE:O	13	1.78
(1,37)	1:A:104:ARG:H	2:B:77:ALA:C	13	1.78
(1,37)	1:A:104:ARG:H	2:B:77:ALA:CA	13	1.78
(1,37)	1:A:104:ARG:H	2:B:77:ALA:CB	13	1.78
(1,37)	1:A:104:ARG:H	2:B:77:ALA:H	13	1.78
(1,37)	1:A:104:ARG:H	2:B:77:ALA:HA	13	1.78
(1,37)	1:A:104:ARG:H	2:B:77:ALA:HB1	13	1.78
(1,37)	1:A:104:ARG:H	2:B:77:ALA:HB2	13	1.78
(1,37)	1:A:104:ARG:H	2:B:77:ALA:HB3	13	1.78
(1,37)	1:A:104:ARG:H	2:B:77:ALA:N	13	1.78

*Continued on next page...*

*Continued from previous page...*

Key	Atom-1	Atom-2	Model ID	Violation (Å)
(1,37)	1:A:104:ARG:H	2:B:77:ALA:O	13	1.78
(1,37)	1:A:104:ARG:H	2:B:78:GLY:C	13	1.78
(1,37)	1:A:104:ARG:H	2:B:78:GLY:CA	13	1.78
(1,37)	1:A:104:ARG:H	2:B:78:GLY:H	13	1.78
(1,37)	1:A:104:ARG:H	2:B:78:GLY:HA2	13	1.78
(1,37)	1:A:104:ARG:H	2:B:78:GLY:HA3	13	1.78
(1,37)	1:A:104:ARG:H	2:B:78:GLY:N	13	1.78
(1,37)	1:A:104:ARG:H	2:B:78:GLY:O	13	1.78
(1,37)	1:A:104:ARG:H	2:B:79:LYS:C	13	1.78
(1,37)	1:A:104:ARG:H	2:B:79:LYS:CA	13	1.78
(1,37)	1:A:104:ARG:H	2:B:79:LYS:CB	13	1.78
(1,37)	1:A:104:ARG:H	2:B:79:LYS:CD	13	1.78
(1,37)	1:A:104:ARG:H	2:B:79:LYS:CE	13	1.78
(1,37)	1:A:104:ARG:H	2:B:79:LYS:CG	13	1.78
(1,37)	1:A:104:ARG:H	2:B:79:LYS:H	13	1.78
(1,37)	1:A:104:ARG:H	2:B:79:LYS:HA	13	1.78
(1,37)	1:A:104:ARG:H	2:B:79:LYS:HB2	13	1.78
(1,37)	1:A:104:ARG:H	2:B:79:LYS:HB3	13	1.78
(1,37)	1:A:104:ARG:H	2:B:79:LYS:HD2	13	1.78
(1,37)	1:A:104:ARG:H	2:B:79:LYS:HD3	13	1.78
(1,37)	1:A:104:ARG:H	2:B:79:LYS:HE2	13	1.78
(1,37)	1:A:104:ARG:H	2:B:79:LYS:HE3	13	1.78
(1,37)	1:A:104:ARG:H	2:B:79:LYS:HG2	13	1.78
(1,37)	1:A:104:ARG:H	2:B:79:LYS:HG3	13	1.78
(1,37)	1:A:104:ARG:H	2:B:79:LYS:HZ1	13	1.78
(1,37)	1:A:104:ARG:H	2:B:79:LYS:HZ2	13	1.78
(1,37)	1:A:104:ARG:H	2:B:79:LYS:HZ3	13	1.78
(1,37)	1:A:104:ARG:H	2:B:79:LYS:N	13	1.78
(1,37)	1:A:104:ARG:H	2:B:79:LYS:NZ	13	1.78
(1,37)	1:A:104:ARG:H	2:B:79:LYS:O	13	1.78
(1,37)	1:A:104:ARG:H	2:B:80:ILE:C	13	1.78
(1,37)	1:A:104:ARG:H	2:B:80:ILE:CA	13	1.78
(1,37)	1:A:104:ARG:H	2:B:80:ILE:CB	13	1.78
(1,37)	1:A:104:ARG:H	2:B:80:ILE:CD1	13	1.78
(1,37)	1:A:104:ARG:H	2:B:80:ILE:CG1	13	1.78
(1,37)	1:A:104:ARG:H	2:B:80:ILE:CG2	13	1.78
(1,37)	1:A:104:ARG:H	2:B:80:ILE:H	13	1.78
(1,37)	1:A:104:ARG:H	2:B:80:ILE:HA	13	1.78
(1,37)	1:A:104:ARG:H	2:B:80:ILE:HB	13	1.78
(1,37)	1:A:104:ARG:H	2:B:80:ILE:HD11	13	1.78
(1,37)	1:A:104:ARG:H	2:B:80:ILE:HD12	13	1.78
(1,37)	1:A:104:ARG:H	2:B:80:ILE:HD13	13	1.78

*Continued on next page...*

*Continued from previous page...*

Key	Atom-1	Atom-2	Model ID	Violation (Å)
(1,37)	1:A:104:ARG:H	2:B:80:ILE:HG12	13	1.78
(1,37)	1:A:104:ARG:H	2:B:80:ILE:HG13	13	1.78
(1,37)	1:A:104:ARG:H	2:B:80:ILE:HG21	13	1.78
(1,37)	1:A:104:ARG:H	2:B:80:ILE:HG22	13	1.78
(1,37)	1:A:104:ARG:H	2:B:80:ILE:HG23	13	1.78
(1,37)	1:A:104:ARG:H	2:B:80:ILE:N	13	1.78
(1,37)	1:A:104:ARG:H	2:B:80:ILE:O	13	1.78
(1,37)	1:A:104:ARG:H	2:B:84:GLN:C	13	1.78
(1,37)	1:A:104:ARG:H	2:B:84:GLN:CA	13	1.78
(1,37)	1:A:104:ARG:H	2:B:84:GLN:CB	13	1.78
(1,37)	1:A:104:ARG:H	2:B:84:GLN:CD	13	1.78
(1,37)	1:A:104:ARG:H	2:B:84:GLN:CG	13	1.78
(1,37)	1:A:104:ARG:H	2:B:84:GLN:H	13	1.78
(1,37)	1:A:104:ARG:H	2:B:84:GLN:HA	13	1.78
(1,37)	1:A:104:ARG:H	2:B:84:GLN:HB2	13	1.78
(1,37)	1:A:104:ARG:H	2:B:84:GLN:HB3	13	1.78
(1,37)	1:A:104:ARG:H	2:B:84:GLN:HE21	13	1.78
(1,37)	1:A:104:ARG:H	2:B:84:GLN:HE22	13	1.78
(1,37)	1:A:104:ARG:H	2:B:84:GLN:HG2	13	1.78
(1,37)	1:A:104:ARG:H	2:B:84:GLN:HG3	13	1.78
(1,37)	1:A:104:ARG:H	2:B:84:GLN:N	13	1.78
(1,37)	1:A:104:ARG:H	2:B:84:GLN:NE2	13	1.78
(1,37)	1:A:104:ARG:H	2:B:84:GLN:O	13	1.78
(1,37)	1:A:104:ARG:H	2:B:84:GLN:OE1	13	1.78
(1,37)	1:A:104:ARG:H	2:B:97:THR:C	13	1.78
(1,37)	1:A:104:ARG:H	2:B:97:THR:CA	13	1.78
(1,37)	1:A:104:ARG:H	2:B:97:THR:CB	13	1.78
(1,37)	1:A:104:ARG:H	2:B:97:THR:CG2	13	1.78
(1,37)	1:A:104:ARG:H	2:B:97:THR:H	13	1.78
(1,37)	1:A:104:ARG:H	2:B:97:THR:HA	13	1.78
(1,37)	1:A:104:ARG:H	2:B:97:THR:HB	13	1.78
(1,37)	1:A:104:ARG:H	2:B:97:THR:HG1	13	1.78
(1,37)	1:A:104:ARG:H	2:B:97:THR:HG21	13	1.78
(1,37)	1:A:104:ARG:H	2:B:97:THR:HG22	13	1.78
(1,37)	1:A:104:ARG:H	2:B:97:THR:HG23	13	1.78
(1,37)	1:A:104:ARG:H	2:B:97:THR:N	13	1.78
(1,37)	1:A:104:ARG:H	2:B:97:THR:O	13	1.78
(1,37)	1:A:104:ARG:H	2:B:97:THR:OG1	13	1.78
(1,37)	1:A:104:ARG:H	2:B:99:HIS:C	13	1.78
(1,37)	1:A:104:ARG:H	2:B:99:HIS:CA	13	1.78
(1,37)	1:A:104:ARG:H	2:B:99:HIS:CB	13	1.78
(1,37)	1:A:104:ARG:H	2:B:99:HIS:CD2	13	1.78

*Continued on next page...*

*Continued from previous page...*

Key	Atom-1	Atom-2	Model ID	Violation (Å)
(1,37)	1:A:104:ARG:H	2:B:99:HIS:CE1	13	1.78
(1,37)	1:A:104:ARG:H	2:B:99:HIS:CG	13	1.78
(1,37)	1:A:104:ARG:H	2:B:99:HIS:H	13	1.78
(1,37)	1:A:104:ARG:H	2:B:99:HIS:HA	13	1.78
(1,37)	1:A:104:ARG:H	2:B:99:HIS:HB2	13	1.78
(1,37)	1:A:104:ARG:H	2:B:99:HIS:HB3	13	1.78
(1,37)	1:A:104:ARG:H	2:B:99:HIS:HD1	13	1.78
(1,37)	1:A:104:ARG:H	2:B:99:HIS:HD2	13	1.78
(1,37)	1:A:104:ARG:H	2:B:99:HIS:HE1	13	1.78
(1,37)	1:A:104:ARG:H	2:B:99:HIS:HE2	13	1.78
(1,37)	1:A:104:ARG:H	2:B:99:HIS:N	13	1.78
(1,37)	1:A:104:ARG:H	2:B:99:HIS:ND1	13	1.78
(1,37)	1:A:104:ARG:H	2:B:99:HIS:NE2	13	1.78
(1,37)	1:A:104:ARG:H	2:B:99:HIS:O	13	1.78
(1,37)	1:A:104:ARG:H	2:B:101:VAL:C	13	1.78
(1,37)	1:A:104:ARG:H	2:B:101:VAL:CA	13	1.78
(1,37)	1:A:104:ARG:H	2:B:101:VAL:CB	13	1.78
(1,37)	1:A:104:ARG:H	2:B:101:VAL:CG1	13	1.78
(1,37)	1:A:104:ARG:H	2:B:101:VAL:CG2	13	1.78
(1,37)	1:A:104:ARG:H	2:B:101:VAL:H	13	1.78
(1,37)	1:A:104:ARG:H	2:B:101:VAL:HA	13	1.78
(1,37)	1:A:104:ARG:H	2:B:101:VAL:HB	13	1.78
(1,37)	1:A:104:ARG:H	2:B:101:VAL:HG11	13	1.78
(1,37)	1:A:104:ARG:H	2:B:101:VAL:HG12	13	1.78
(1,37)	1:A:104:ARG:H	2:B:101:VAL:HG13	13	1.78
(1,37)	1:A:104:ARG:H	2:B:101:VAL:HG21	13	1.78
(1,37)	1:A:104:ARG:H	2:B:101:VAL:HG22	13	1.78
(1,37)	1:A:104:ARG:H	2:B:101:VAL:HG23	13	1.78
(1,37)	1:A:104:ARG:H	2:B:101:VAL:N	13	1.78
(1,37)	1:A:104:ARG:H	2:B:101:VAL:O	13	1.78
(1,37)	1:A:104:ARG:HA	2:B:75:ILE:C	13	1.78
(1,37)	1:A:104:ARG:HA	2:B:75:ILE:CA	13	1.78
(1,37)	1:A:104:ARG:HA	2:B:75:ILE:CB	13	1.78
(1,37)	1:A:104:ARG:HA	2:B:75:ILE:CD1	13	1.78
(1,37)	1:A:104:ARG:HA	2:B:75:ILE:CG1	13	1.78
(1,37)	1:A:104:ARG:HA	2:B:75:ILE:CG2	13	1.78
(1,37)	1:A:104:ARG:HA	2:B:75:ILE:H	13	1.78
(1,37)	1:A:104:ARG:HA	2:B:75:ILE:HA	13	1.78
(1,37)	1:A:104:ARG:HA	2:B:75:ILE:HB	13	1.78
(1,37)	1:A:104:ARG:HA	2:B:75:ILE:HD11	13	1.78
(1,37)	1:A:104:ARG:HA	2:B:75:ILE:HD12	13	1.78
(1,37)	1:A:104:ARG:HA	2:B:75:ILE:HD13	13	1.78

*Continued on next page...*

*Continued from previous page...*

Key	Atom-1	Atom-2	Model ID	Violation (Å)
(1,37)	1:A:104:ARG:HA	2:B:75:ILE:HG12	13	1.78
(1,37)	1:A:104:ARG:HA	2:B:75:ILE:HG13	13	1.78
(1,37)	1:A:104:ARG:HA	2:B:75:ILE:HG21	13	1.78
(1,37)	1:A:104:ARG:HA	2:B:75:ILE:HG22	13	1.78
(1,37)	1:A:104:ARG:HA	2:B:75:ILE:HG23	13	1.78
(1,37)	1:A:104:ARG:HA	2:B:75:ILE:N	13	1.78
(1,37)	1:A:104:ARG:HA	2:B:75:ILE:O	13	1.78
(1,37)	1:A:104:ARG:HA	2:B:77:ALA:C	13	1.78
(1,37)	1:A:104:ARG:HA	2:B:77:ALA:CA	13	1.78
(1,37)	1:A:104:ARG:HA	2:B:77:ALA:CB	13	1.78
(1,37)	1:A:104:ARG:HA	2:B:77:ALA:H	13	1.78
(1,37)	1:A:104:ARG:HA	2:B:77:ALA:HA	13	1.78
(1,37)	1:A:104:ARG:HA	2:B:77:ALA:HB1	13	1.78
(1,37)	1:A:104:ARG:HA	2:B:77:ALA:HB2	13	1.78
(1,37)	1:A:104:ARG:HA	2:B:77:ALA:HB3	13	1.78
(1,37)	1:A:104:ARG:HA	2:B:77:ALA:N	13	1.78
(1,37)	1:A:104:ARG:HA	2:B:77:ALA:O	13	1.78
(1,37)	1:A:104:ARG:HA	2:B:78:GLY:C	13	1.78
(1,37)	1:A:104:ARG:HA	2:B:78:GLY:CA	13	1.78
(1,37)	1:A:104:ARG:HA	2:B:78:GLY:H	13	1.78
(1,37)	1:A:104:ARG:HA	2:B:78:GLY:HA2	13	1.78
(1,37)	1:A:104:ARG:HA	2:B:78:GLY:HA3	13	1.78
(1,37)	1:A:104:ARG:HA	2:B:78:GLY:N	13	1.78
(1,37)	1:A:104:ARG:HA	2:B:78:GLY:O	13	1.78
(1,37)	1:A:104:ARG:HA	2:B:79:LYS:C	13	1.78
(1,37)	1:A:104:ARG:HA	2:B:79:LYS:CA	13	1.78
(1,37)	1:A:104:ARG:HA	2:B:79:LYS:CB	13	1.78
(1,37)	1:A:104:ARG:HA	2:B:79:LYS:CD	13	1.78
(1,37)	1:A:104:ARG:HA	2:B:79:LYS:CE	13	1.78
(1,37)	1:A:104:ARG:HA	2:B:79:LYS:CG	13	1.78
(1,37)	1:A:104:ARG:HA	2:B:79:LYS:H	13	1.78
(1,37)	1:A:104:ARG:HA	2:B:79:LYS:HA	13	1.78
(1,37)	1:A:104:ARG:HA	2:B:79:LYS:HB2	13	1.78
(1,37)	1:A:104:ARG:HA	2:B:79:LYS:HB3	13	1.78
(1,37)	1:A:104:ARG:HA	2:B:79:LYS:HD2	13	1.78
(1,37)	1:A:104:ARG:HA	2:B:79:LYS:HD3	13	1.78
(1,37)	1:A:104:ARG:HA	2:B:79:LYS:HE2	13	1.78
(1,37)	1:A:104:ARG:HA	2:B:79:LYS:HE3	13	1.78
(1,37)	1:A:104:ARG:HA	2:B:79:LYS:HG2	13	1.78
(1,37)	1:A:104:ARG:HA	2:B:79:LYS:HG3	13	1.78
(1,37)	1:A:104:ARG:HA	2:B:79:LYS:HZ1	13	1.78
(1,37)	1:A:104:ARG:HA	2:B:79:LYS:HZ2	13	1.78

*Continued on next page...*

*Continued from previous page...*

Key	Atom-1	Atom-2	Model ID	Violation (Å)
(1,37)	1:A:104:ARG:HA	2:B:79:LYS:HZ3	13	1.78
(1,37)	1:A:104:ARG:HA	2:B:79:LYS:N	13	1.78
(1,37)	1:A:104:ARG:HA	2:B:79:LYS:NZ	13	1.78
(1,37)	1:A:104:ARG:HA	2:B:79:LYS:O	13	1.78
(1,37)	1:A:104:ARG:HA	2:B:80:ILE:C	13	1.78
(1,37)	1:A:104:ARG:HA	2:B:80:ILE:CA	13	1.78
(1,37)	1:A:104:ARG:HA	2:B:80:ILE:CB	13	1.78
(1,37)	1:A:104:ARG:HA	2:B:80:ILE:CD1	13	1.78
(1,37)	1:A:104:ARG:HA	2:B:80:ILE:CG1	13	1.78
(1,37)	1:A:104:ARG:HA	2:B:80:ILE:CG2	13	1.78
(1,37)	1:A:104:ARG:HA	2:B:80:ILE:H	13	1.78
(1,37)	1:A:104:ARG:HA	2:B:80:ILE:HA	13	1.78
(1,37)	1:A:104:ARG:HA	2:B:80:ILE:HB	13	1.78
(1,37)	1:A:104:ARG:HA	2:B:80:ILE:HD11	13	1.78
(1,37)	1:A:104:ARG:HA	2:B:80:ILE:HD12	13	1.78
(1,37)	1:A:104:ARG:HA	2:B:80:ILE:HD13	13	1.78
(1,37)	1:A:104:ARG:HA	2:B:80:ILE:HG12	13	1.78
(1,37)	1:A:104:ARG:HA	2:B:80:ILE:HG13	13	1.78
(1,37)	1:A:104:ARG:HA	2:B:80:ILE:HG21	13	1.78
(1,37)	1:A:104:ARG:HA	2:B:80:ILE:HG22	13	1.78
(1,37)	1:A:104:ARG:HA	2:B:80:ILE:HG23	13	1.78
(1,37)	1:A:104:ARG:HA	2:B:80:ILE:N	13	1.78
(1,37)	1:A:104:ARG:HA	2:B:80:ILE:O	13	1.78
(1,37)	1:A:104:ARG:HA	2:B:84:GLN:C	13	1.78
(1,37)	1:A:104:ARG:HA	2:B:84:GLN:CA	13	1.78
(1,37)	1:A:104:ARG:HA	2:B:84:GLN:CB	13	1.78
(1,37)	1:A:104:ARG:HA	2:B:84:GLN:CD	13	1.78
(1,37)	1:A:104:ARG:HA	2:B:84:GLN:CG	13	1.78
(1,37)	1:A:104:ARG:HA	2:B:84:GLN:H	13	1.78
(1,37)	1:A:104:ARG:HA	2:B:84:GLN:HA	13	1.78
(1,37)	1:A:104:ARG:HA	2:B:84:GLN:HB2	13	1.78
(1,37)	1:A:104:ARG:HA	2:B:84:GLN:HB3	13	1.78
(1,37)	1:A:104:ARG:HA	2:B:84:GLN:HE21	13	1.78
(1,37)	1:A:104:ARG:HA	2:B:84:GLN:HE22	13	1.78
(1,37)	1:A:104:ARG:HA	2:B:84:GLN:HG2	13	1.78
(1,37)	1:A:104:ARG:HA	2:B:84:GLN:HG3	13	1.78
(1,37)	1:A:104:ARG:HA	2:B:84:GLN:N	13	1.78
(1,37)	1:A:104:ARG:HA	2:B:84:GLN:NE2	13	1.78
(1,37)	1:A:104:ARG:HA	2:B:84:GLN:O	13	1.78
(1,37)	1:A:104:ARG:HA	2:B:84:GLN:OE1	13	1.78
(1,37)	1:A:104:ARG:HA	2:B:97:THR:C	13	1.78
(1,37)	1:A:104:ARG:HA	2:B:97:THR:CA	13	1.78

*Continued on next page...*

*Continued from previous page...*

Key	Atom-1	Atom-2	Model ID	Violation (Å)
(1,37)	1:A:104:ARG:HA	2:B:97:THR:CB	13	1.78
(1,37)	1:A:104:ARG:HA	2:B:97:THR:CG2	13	1.78
(1,37)	1:A:104:ARG:HA	2:B:97:THR:H	13	1.78
(1,37)	1:A:104:ARG:HA	2:B:97:THR:HA	13	1.78
(1,37)	1:A:104:ARG:HA	2:B:97:THR:HB	13	1.78
(1,37)	1:A:104:ARG:HA	2:B:97:THR:HG1	13	1.78
(1,37)	1:A:104:ARG:HA	2:B:97:THR:HG21	13	1.78
(1,37)	1:A:104:ARG:HA	2:B:97:THR:HG22	13	1.78
(1,37)	1:A:104:ARG:HA	2:B:97:THR:HG23	13	1.78
(1,37)	1:A:104:ARG:HA	2:B:97:THR:N	13	1.78
(1,37)	1:A:104:ARG:HA	2:B:97:THR:O	13	1.78
(1,37)	1:A:104:ARG:HA	2:B:97:THR:OG1	13	1.78
(1,37)	1:A:104:ARG:HA	2:B:99:HIS:C	13	1.78
(1,37)	1:A:104:ARG:HA	2:B:99:HIS:CA	13	1.78
(1,37)	1:A:104:ARG:HA	2:B:99:HIS:CB	13	1.78
(1,37)	1:A:104:ARG:HA	2:B:99:HIS:CD2	13	1.78
(1,37)	1:A:104:ARG:HA	2:B:99:HIS:CE1	13	1.78
(1,37)	1:A:104:ARG:HA	2:B:99:HIS:CG	13	1.78
(1,37)	1:A:104:ARG:HA	2:B:99:HIS:H	13	1.78
(1,37)	1:A:104:ARG:HA	2:B:99:HIS:HA	13	1.78
(1,37)	1:A:104:ARG:HA	2:B:99:HIS:HB2	13	1.78
(1,37)	1:A:104:ARG:HA	2:B:99:HIS:HB3	13	1.78
(1,37)	1:A:104:ARG:HA	2:B:99:HIS:HD1	13	1.78
(1,37)	1:A:104:ARG:HA	2:B:99:HIS:HD2	13	1.78
(1,37)	1:A:104:ARG:HA	2:B:99:HIS:HE1	13	1.78
(1,37)	1:A:104:ARG:HA	2:B:99:HIS:HE2	13	1.78
(1,37)	1:A:104:ARG:HA	2:B:99:HIS:N	13	1.78
(1,37)	1:A:104:ARG:HA	2:B:99:HIS:ND1	13	1.78
(1,37)	1:A:104:ARG:HA	2:B:99:HIS:NE2	13	1.78
(1,37)	1:A:104:ARG:HA	2:B:99:HIS:O	13	1.78
(1,37)	1:A:104:ARG:HA	2:B:101:VAL:C	13	1.78
(1,37)	1:A:104:ARG:HA	2:B:101:VAL:CA	13	1.78
(1,37)	1:A:104:ARG:HA	2:B:101:VAL:CB	13	1.78
(1,37)	1:A:104:ARG:HA	2:B:101:VAL:CG1	13	1.78
(1,37)	1:A:104:ARG:HA	2:B:101:VAL:CG2	13	1.78
(1,37)	1:A:104:ARG:HA	2:B:101:VAL:H	13	1.78
(1,37)	1:A:104:ARG:HA	2:B:101:VAL:HA	13	1.78
(1,37)	1:A:104:ARG:HA	2:B:101:VAL:HB	13	1.78
(1,37)	1:A:104:ARG:HA	2:B:101:VAL:HG11	13	1.78
(1,37)	1:A:104:ARG:HA	2:B:101:VAL:HG12	13	1.78
(1,37)	1:A:104:ARG:HA	2:B:101:VAL:HG13	13	1.78
(1,37)	1:A:104:ARG:HA	2:B:101:VAL:HG21	13	1.78

*Continued on next page...*

*Continued from previous page...*

Key	Atom-1	Atom-2	Model ID	Violation (Å)
(1,37)	1:A:104:ARG:HA	2:B:101:VAL:HG22	13	1.78
(1,37)	1:A:104:ARG:HA	2:B:101:VAL:HG23	13	1.78
(1,37)	1:A:104:ARG:HA	2:B:101:VAL:N	13	1.78
(1,37)	1:A:104:ARG:HA	2:B:101:VAL:O	13	1.78
(1,37)	1:A:104:ARG:HB2	2:B:75:ILE:C	13	1.78
(1,37)	1:A:104:ARG:HB2	2:B:75:ILE:CA	13	1.78
(1,37)	1:A:104:ARG:HB2	2:B:75:ILE:CB	13	1.78
(1,37)	1:A:104:ARG:HB2	2:B:75:ILE:CD1	13	1.78
(1,37)	1:A:104:ARG:HB2	2:B:75:ILE:CG1	13	1.78
(1,37)	1:A:104:ARG:HB2	2:B:75:ILE:CG2	13	1.78
(1,37)	1:A:104:ARG:HB2	2:B:75:ILE:H	13	1.78
(1,37)	1:A:104:ARG:HB2	2:B:75:ILE:HA	13	1.78
(1,37)	1:A:104:ARG:HB2	2:B:75:ILE:HB	13	1.78
(1,37)	1:A:104:ARG:HB2	2:B:75:ILE:HD11	13	1.78
(1,37)	1:A:104:ARG:HB2	2:B:75:ILE:HD12	13	1.78
(1,37)	1:A:104:ARG:HB2	2:B:75:ILE:HD13	13	1.78
(1,37)	1:A:104:ARG:HB2	2:B:75:ILE:HG12	13	1.78
(1,37)	1:A:104:ARG:HB2	2:B:75:ILE:HG13	13	1.78
(1,37)	1:A:104:ARG:HB2	2:B:75:ILE:HG21	13	1.78
(1,37)	1:A:104:ARG:HB2	2:B:75:ILE:HG22	13	1.78
(1,37)	1:A:104:ARG:HB2	2:B:75:ILE:HG23	13	1.78
(1,37)	1:A:104:ARG:HB2	2:B:75:ILE:N	13	1.78
(1,37)	1:A:104:ARG:HB2	2:B:75:ILE:O	13	1.78
(1,37)	1:A:104:ARG:HB2	2:B:77:ALA:C	13	1.78
(1,37)	1:A:104:ARG:HB2	2:B:77:ALA:CA	13	1.78
(1,37)	1:A:104:ARG:HB2	2:B:77:ALA:CB	13	1.78
(1,37)	1:A:104:ARG:HB2	2:B:77:ALA:H	13	1.78
(1,37)	1:A:104:ARG:HB2	2:B:77:ALA:HA	13	1.78
(1,37)	1:A:104:ARG:HB2	2:B:77:ALA:HB1	13	1.78
(1,37)	1:A:104:ARG:HB2	2:B:77:ALA:HB2	13	1.78
(1,37)	1:A:104:ARG:HB2	2:B:77:ALA:HB3	13	1.78
(1,37)	1:A:104:ARG:HB2	2:B:77:ALA:N	13	1.78
(1,37)	1:A:104:ARG:HB2	2:B:77:ALA:O	13	1.78
(1,37)	1:A:104:ARG:HB2	2:B:78:GLY:C	13	1.78
(1,37)	1:A:104:ARG:HB2	2:B:78:GLY:CA	13	1.78
(1,37)	1:A:104:ARG:HB2	2:B:78:GLY:H	13	1.78
(1,37)	1:A:104:ARG:HB2	2:B:78:GLY:HA2	13	1.78
(1,37)	1:A:104:ARG:HB2	2:B:78:GLY:HA3	13	1.78
(1,37)	1:A:104:ARG:HB2	2:B:78:GLY:N	13	1.78
(1,37)	1:A:104:ARG:HB2	2:B:78:GLY:O	13	1.78
(1,37)	1:A:104:ARG:HB2	2:B:79:LYS:C	13	1.78
(1,37)	1:A:104:ARG:HB2	2:B:79:LYS:CA	13	1.78

*Continued on next page...*



*Continued from previous page...*

Key	Atom-1	Atom-2	Model ID	Violation (Å)
(1,37)	1:A:104:ARG:HB2	2:B:79:LYS:CB	13	1.78
(1,37)	1:A:104:ARG:HB2	2:B:79:LYS:CD	13	1.78
(1,37)	1:A:104:ARG:HB2	2:B:79:LYS:CE	13	1.78
(1,37)	1:A:104:ARG:HB2	2:B:79:LYS:CG	13	1.78
(1,37)	1:A:104:ARG:HB2	2:B:79:LYS:H	13	1.78
(1,37)	1:A:104:ARG:HB2	2:B:79:LYS:HA	13	1.78
(1,37)	1:A:104:ARG:HB2	2:B:79:LYS:HB2	13	1.78
(1,37)	1:A:104:ARG:HB2	2:B:79:LYS:HB3	13	1.78
(1,37)	1:A:104:ARG:HB2	2:B:79:LYS:HD2	13	1.78
(1,37)	1:A:104:ARG:HB2	2:B:79:LYS:HD3	13	1.78
(1,37)	1:A:104:ARG:HB2	2:B:79:LYS:HE2	13	1.78
(1,37)	1:A:104:ARG:HB2	2:B:79:LYS:HE3	13	1.78
(1,37)	1:A:104:ARG:HB2	2:B:79:LYS:HG2	13	1.78
(1,37)	1:A:104:ARG:HB2	2:B:79:LYS:HG3	13	1.78
(1,37)	1:A:104:ARG:HB2	2:B:79:LYS:HZ1	13	1.78
(1,37)	1:A:104:ARG:HB2	2:B:79:LYS:HZ2	13	1.78
(1,37)	1:A:104:ARG:HB2	2:B:79:LYS:HZ3	13	1.78
(1,37)	1:A:104:ARG:HB2	2:B:79:LYS:N	13	1.78
(1,37)	1:A:104:ARG:HB2	2:B:79:LYS:NZ	13	1.78
(1,37)	1:A:104:ARG:HB2	2:B:79:LYS:O	13	1.78
(1,37)	1:A:104:ARG:HB2	2:B:80:ILE:C	13	1.78
(1,37)	1:A:104:ARG:HB2	2:B:80:ILE:CA	13	1.78
(1,37)	1:A:104:ARG:HB2	2:B:80:ILE:CB	13	1.78
(1,37)	1:A:104:ARG:HB2	2:B:80:ILE:CD1	13	1.78
(1,37)	1:A:104:ARG:HB2	2:B:80:ILE:CG1	13	1.78
(1,37)	1:A:104:ARG:HB2	2:B:80:ILE:CG2	13	1.78
(1,37)	1:A:104:ARG:HB2	2:B:80:ILE:H	13	1.78
(1,37)	1:A:104:ARG:HB2	2:B:80:ILE:HA	13	1.78
(1,37)	1:A:104:ARG:HB2	2:B:80:ILE:HB	13	1.78
(1,37)	1:A:104:ARG:HB2	2:B:80:ILE:HD11	13	1.78
(1,37)	1:A:104:ARG:HB2	2:B:80:ILE:HD12	13	1.78
(1,37)	1:A:104:ARG:HB2	2:B:80:ILE:HD13	13	1.78
(1,37)	1:A:104:ARG:HB2	2:B:80:ILE:HG12	13	1.78
(1,37)	1:A:104:ARG:HB2	2:B:80:ILE:HG13	13	1.78
(1,37)	1:A:104:ARG:HB2	2:B:80:ILE:HG21	13	1.78
(1,37)	1:A:104:ARG:HB2	2:B:80:ILE:HG22	13	1.78
(1,37)	1:A:104:ARG:HB2	2:B:80:ILE:HG23	13	1.78
(1,37)	1:A:104:ARG:HB2	2:B:80:ILE:N	13	1.78
(1,37)	1:A:104:ARG:HB2	2:B:80:ILE:O	13	1.78
(1,37)	1:A:104:ARG:HB2	2:B:84:GLN:C	13	1.78
(1,37)	1:A:104:ARG:HB2	2:B:84:GLN:CA	13	1.78
(1,37)	1:A:104:ARG:HB2	2:B:84:GLN:CB	13	1.78

*Continued on next page...*

*Continued from previous page...*

Key	Atom-1	Atom-2	Model ID	Violation (Å)
(1,37)	1:A:104:ARG:HB2	2:B:84:GLN:CD	13	1.78
(1,37)	1:A:104:ARG:HB2	2:B:84:GLN:CG	13	1.78
(1,37)	1:A:104:ARG:HB2	2:B:84:GLN:H	13	1.78
(1,37)	1:A:104:ARG:HB2	2:B:84:GLN:HA	13	1.78
(1,37)	1:A:104:ARG:HB2	2:B:84:GLN:HB2	13	1.78
(1,37)	1:A:104:ARG:HB2	2:B:84:GLN:HB3	13	1.78
(1,37)	1:A:104:ARG:HB2	2:B:84:GLN:HE21	13	1.78
(1,37)	1:A:104:ARG:HB2	2:B:84:GLN:HE22	13	1.78
(1,37)	1:A:104:ARG:HB2	2:B:84:GLN:HG2	13	1.78
(1,37)	1:A:104:ARG:HB2	2:B:84:GLN:HG3	13	1.78
(1,37)	1:A:104:ARG:HB2	2:B:84:GLN:N	13	1.78
(1,37)	1:A:104:ARG:HB2	2:B:84:GLN:NE2	13	1.78
(1,37)	1:A:104:ARG:HB2	2:B:84:GLN:O	13	1.78
(1,37)	1:A:104:ARG:HB2	2:B:84:GLN:OE1	13	1.78
(1,37)	1:A:104:ARG:HB2	2:B:97:THR:C	13	1.78
(1,37)	1:A:104:ARG:HB2	2:B:97:THR:CA	13	1.78
(1,37)	1:A:104:ARG:HB2	2:B:97:THR:CB	13	1.78
(1,37)	1:A:104:ARG:HB2	2:B:97:THR:CG2	13	1.78
(1,37)	1:A:104:ARG:HB2	2:B:97:THR:H	13	1.78
(1,37)	1:A:104:ARG:HB2	2:B:97:THR:HA	13	1.78
(1,37)	1:A:104:ARG:HB2	2:B:97:THR:HB	13	1.78
(1,37)	1:A:104:ARG:HB2	2:B:97:THR:HG1	13	1.78
(1,37)	1:A:104:ARG:HB2	2:B:97:THR:HG21	13	1.78
(1,37)	1:A:104:ARG:HB2	2:B:97:THR:HG22	13	1.78
(1,37)	1:A:104:ARG:HB2	2:B:97:THR:HG23	13	1.78
(1,37)	1:A:104:ARG:HB2	2:B:97:THR:N	13	1.78
(1,37)	1:A:104:ARG:HB2	2:B:97:THR:O	13	1.78
(1,37)	1:A:104:ARG:HB2	2:B:97:THR:OG1	13	1.78
(1,37)	1:A:104:ARG:HB2	2:B:99:HIS:C	13	1.78
(1,37)	1:A:104:ARG:HB2	2:B:99:HIS:CA	13	1.78
(1,37)	1:A:104:ARG:HB2	2:B:99:HIS:CB	13	1.78
(1,37)	1:A:104:ARG:HB2	2:B:99:HIS:CD2	13	1.78
(1,37)	1:A:104:ARG:HB2	2:B:99:HIS:CE1	13	1.78
(1,37)	1:A:104:ARG:HB2	2:B:99:HIS:CG	13	1.78
(1,37)	1:A:104:ARG:HB2	2:B:99:HIS:H	13	1.78
(1,37)	1:A:104:ARG:HB2	2:B:99:HIS:HA	13	1.78
(1,37)	1:A:104:ARG:HB2	2:B:99:HIS:HB2	13	1.78
(1,37)	1:A:104:ARG:HB2	2:B:99:HIS:HB3	13	1.78
(1,37)	1:A:104:ARG:HB2	2:B:99:HIS:HD1	13	1.78
(1,37)	1:A:104:ARG:HB2	2:B:99:HIS:HD2	13	1.78
(1,37)	1:A:104:ARG:HB2	2:B:99:HIS:HE1	13	1.78
(1,37)	1:A:104:ARG:HB2	2:B:99:HIS:HE2	13	1.78

*Continued on next page...*

*Continued from previous page...*

Key	Atom-1	Atom-2	Model ID	Violation (Å)
(1,37)	1:A:104:ARG:HB2	2:B:99:HIS:N	13	1.78
(1,37)	1:A:104:ARG:HB2	2:B:99:HIS:ND1	13	1.78
(1,37)	1:A:104:ARG:HB2	2:B:99:HIS:NE2	13	1.78
(1,37)	1:A:104:ARG:HB2	2:B:99:HIS:O	13	1.78
(1,37)	1:A:104:ARG:HB2	2:B:101:VAL:C	13	1.78
(1,37)	1:A:104:ARG:HB2	2:B:101:VAL:CA	13	1.78
(1,37)	1:A:104:ARG:HB2	2:B:101:VAL:CB	13	1.78
(1,37)	1:A:104:ARG:HB2	2:B:101:VAL:CG1	13	1.78
(1,37)	1:A:104:ARG:HB2	2:B:101:VAL:CG2	13	1.78
(1,37)	1:A:104:ARG:HB2	2:B:101:VAL:H	13	1.78
(1,37)	1:A:104:ARG:HB2	2:B:101:VAL:HA	13	1.78
(1,37)	1:A:104:ARG:HB2	2:B:101:VAL:HB	13	1.78
(1,37)	1:A:104:ARG:HB2	2:B:101:VAL:HG11	13	1.78
(1,37)	1:A:104:ARG:HB2	2:B:101:VAL:HG12	13	1.78
(1,37)	1:A:104:ARG:HB2	2:B:101:VAL:HG13	13	1.78
(1,37)	1:A:104:ARG:HB2	2:B:101:VAL:HG21	13	1.78
(1,37)	1:A:104:ARG:HB2	2:B:101:VAL:HG22	13	1.78
(1,37)	1:A:104:ARG:HB2	2:B:101:VAL:HG23	13	1.78
(1,37)	1:A:104:ARG:HB2	2:B:101:VAL:N	13	1.78
(1,37)	1:A:104:ARG:HB2	2:B:101:VAL:O	13	1.78
(1,37)	1:A:104:ARG:HB3	2:B:75:ILE:C	13	1.78
(1,37)	1:A:104:ARG:HB3	2:B:75:ILE:CA	13	1.78
(1,37)	1:A:104:ARG:HB3	2:B:75:ILE:CB	13	1.78
(1,37)	1:A:104:ARG:HB3	2:B:75:ILE:CD1	13	1.78
(1,37)	1:A:104:ARG:HB3	2:B:75:ILE:CG1	13	1.78
(1,37)	1:A:104:ARG:HB3	2:B:75:ILE:CG2	13	1.78
(1,37)	1:A:104:ARG:HB3	2:B:75:ILE:H	13	1.78
(1,37)	1:A:104:ARG:HB3	2:B:75:ILE:HA	13	1.78
(1,37)	1:A:104:ARG:HB3	2:B:75:ILE:HB	13	1.78
(1,37)	1:A:104:ARG:HB3	2:B:75:ILE:HD11	13	1.78
(1,37)	1:A:104:ARG:HB3	2:B:75:ILE:HD12	13	1.78
(1,37)	1:A:104:ARG:HB3	2:B:75:ILE:HD13	13	1.78
(1,37)	1:A:104:ARG:HB3	2:B:75:ILE:HG12	13	1.78
(1,37)	1:A:104:ARG:HB3	2:B:75:ILE:HG13	13	1.78
(1,37)	1:A:104:ARG:HB3	2:B:75:ILE:HG21	13	1.78
(1,37)	1:A:104:ARG:HB3	2:B:75:ILE:HG22	13	1.78
(1,37)	1:A:104:ARG:HB3	2:B:75:ILE:HG23	13	1.78
(1,37)	1:A:104:ARG:HB3	2:B:75:ILE:N	13	1.78
(1,37)	1:A:104:ARG:HB3	2:B:75:ILE:O	13	1.78
(1,37)	1:A:104:ARG:HB3	2:B:77:ALA:C	13	1.78
(1,37)	1:A:104:ARG:HB3	2:B:77:ALA:CA	13	1.78
(1,37)	1:A:104:ARG:HB3	2:B:77:ALA:CB	13	1.78

*Continued on next page...*

*Continued from previous page...*

Key	Atom-1	Atom-2	Model ID	Violation (Å)
(1,37)	1:A:104:ARG:HB3	2:B:77:ALA:H	13	1.78
(1,37)	1:A:104:ARG:HB3	2:B:77:ALA:HA	13	1.78
(1,37)	1:A:104:ARG:HB3	2:B:77:ALA:HB1	13	1.78
(1,37)	1:A:104:ARG:HB3	2:B:77:ALA:HB2	13	1.78
(1,37)	1:A:104:ARG:HB3	2:B:77:ALA:HB3	13	1.78
(1,37)	1:A:104:ARG:HB3	2:B:77:ALA:N	13	1.78
(1,37)	1:A:104:ARG:HB3	2:B:77:ALA:O	13	1.78
(1,37)	1:A:104:ARG:HB3	2:B:78:GLY:C	13	1.78
(1,37)	1:A:104:ARG:HB3	2:B:78:GLY:CA	13	1.78
(1,37)	1:A:104:ARG:HB3	2:B:78:GLY:H	13	1.78
(1,37)	1:A:104:ARG:HB3	2:B:78:GLY:HA2	13	1.78
(1,37)	1:A:104:ARG:HB3	2:B:78:GLY:HA3	13	1.78
(1,37)	1:A:104:ARG:HB3	2:B:78:GLY:N	13	1.78
(1,37)	1:A:104:ARG:HB3	2:B:78:GLY:O	13	1.78
(1,37)	1:A:104:ARG:HB3	2:B:79:LYS:C	13	1.78
(1,37)	1:A:104:ARG:HB3	2:B:79:LYS:CA	13	1.78
(1,37)	1:A:104:ARG:HB3	2:B:79:LYS:CB	13	1.78
(1,37)	1:A:104:ARG:HB3	2:B:79:LYS:CD	13	1.78
(1,37)	1:A:104:ARG:HB3	2:B:79:LYS:CE	13	1.78
(1,37)	1:A:104:ARG:HB3	2:B:79:LYS:CG	13	1.78
(1,37)	1:A:104:ARG:HB3	2:B:79:LYS:H	13	1.78
(1,37)	1:A:104:ARG:HB3	2:B:79:LYS:HA	13	1.78
(1,37)	1:A:104:ARG:HB3	2:B:79:LYS:HB2	13	1.78
(1,37)	1:A:104:ARG:HB3	2:B:79:LYS:HB3	13	1.78
(1,37)	1:A:104:ARG:HB3	2:B:79:LYS:HD2	13	1.78
(1,37)	1:A:104:ARG:HB3	2:B:79:LYS:HD3	13	1.78
(1,37)	1:A:104:ARG:HB3	2:B:79:LYS:HE2	13	1.78
(1,37)	1:A:104:ARG:HB3	2:B:79:LYS:HE3	13	1.78
(1,37)	1:A:104:ARG:HB3	2:B:79:LYS:HG2	13	1.78
(1,37)	1:A:104:ARG:HB3	2:B:79:LYS:HG3	13	1.78
(1,37)	1:A:104:ARG:HB3	2:B:79:LYS:HZ1	13	1.78
(1,37)	1:A:104:ARG:HB3	2:B:79:LYS:HZ2	13	1.78
(1,37)	1:A:104:ARG:HB3	2:B:79:LYS:HZ3	13	1.78
(1,37)	1:A:104:ARG:HB3	2:B:79:LYS:N	13	1.78
(1,37)	1:A:104:ARG:HB3	2:B:79:LYS:NZ	13	1.78
(1,37)	1:A:104:ARG:HB3	2:B:79:LYS:O	13	1.78
(1,37)	1:A:104:ARG:HB3	2:B:80:ILE:C	13	1.78
(1,37)	1:A:104:ARG:HB3	2:B:80:ILE:CA	13	1.78
(1,37)	1:A:104:ARG:HB3	2:B:80:ILE:CB	13	1.78
(1,37)	1:A:104:ARG:HB3	2:B:80:ILE:CD1	13	1.78
(1,37)	1:A:104:ARG:HB3	2:B:80:ILE:CG1	13	1.78
(1,37)	1:A:104:ARG:HB3	2:B:80:ILE:CG2	13	1.78

*Continued on next page...*

*Continued from previous page...*

Key	Atom-1	Atom-2	Model ID	Violation (Å)
(1,37)	1:A:104:ARG:HB3	2:B:80:ILE:H	13	1.78
(1,37)	1:A:104:ARG:HB3	2:B:80:ILE:HA	13	1.78
(1,37)	1:A:104:ARG:HB3	2:B:80:ILE:HB	13	1.78
(1,37)	1:A:104:ARG:HB3	2:B:80:ILE:HD11	13	1.78
(1,37)	1:A:104:ARG:HB3	2:B:80:ILE:HD12	13	1.78
(1,37)	1:A:104:ARG:HB3	2:B:80:ILE:HD13	13	1.78
(1,37)	1:A:104:ARG:HB3	2:B:80:ILE:HG12	13	1.78
(1,37)	1:A:104:ARG:HB3	2:B:80:ILE:HG13	13	1.78
(1,37)	1:A:104:ARG:HB3	2:B:80:ILE:HG21	13	1.78
(1,37)	1:A:104:ARG:HB3	2:B:80:ILE:HG22	13	1.78
(1,37)	1:A:104:ARG:HB3	2:B:80:ILE:HG23	13	1.78
(1,37)	1:A:104:ARG:HB3	2:B:80:ILE:N	13	1.78
(1,37)	1:A:104:ARG:HB3	2:B:80:ILE:O	13	1.78
(1,37)	1:A:104:ARG:HB3	2:B:84:GLN:C	13	1.78
(1,37)	1:A:104:ARG:HB3	2:B:84:GLN:CA	13	1.78
(1,37)	1:A:104:ARG:HB3	2:B:84:GLN:CB	13	1.78
(1,37)	1:A:104:ARG:HB3	2:B:84:GLN:CD	13	1.78
(1,37)	1:A:104:ARG:HB3	2:B:84:GLN:CG	13	1.78
(1,37)	1:A:104:ARG:HB3	2:B:84:GLN:H	13	1.78
(1,37)	1:A:104:ARG:HB3	2:B:84:GLN:HA	13	1.78
(1,37)	1:A:104:ARG:HB3	2:B:84:GLN:HB2	13	1.78
(1,37)	1:A:104:ARG:HB3	2:B:84:GLN:HB3	13	1.78
(1,37)	1:A:104:ARG:HB3	2:B:84:GLN:HE21	13	1.78
(1,37)	1:A:104:ARG:HB3	2:B:84:GLN:HE22	13	1.78
(1,37)	1:A:104:ARG:HB3	2:B:84:GLN:HG2	13	1.78
(1,37)	1:A:104:ARG:HB3	2:B:84:GLN:HG3	13	1.78
(1,37)	1:A:104:ARG:HB3	2:B:84:GLN:N	13	1.78
(1,37)	1:A:104:ARG:HB3	2:B:84:GLN:NE2	13	1.78
(1,37)	1:A:104:ARG:HB3	2:B:84:GLN:O	13	1.78
(1,37)	1:A:104:ARG:HB3	2:B:84:GLN:OE1	13	1.78
(1,37)	1:A:104:ARG:HB3	2:B:97:THR:C	13	1.78
(1,37)	1:A:104:ARG:HB3	2:B:97:THR:CA	13	1.78
(1,37)	1:A:104:ARG:HB3	2:B:97:THR:CB	13	1.78
(1,37)	1:A:104:ARG:HB3	2:B:97:THR:CG2	13	1.78
(1,37)	1:A:104:ARG:HB3	2:B:97:THR:H	13	1.78
(1,37)	1:A:104:ARG:HB3	2:B:97:THR:HA	13	1.78
(1,37)	1:A:104:ARG:HB3	2:B:97:THR:HB	13	1.78
(1,37)	1:A:104:ARG:HB3	2:B:97:THR:HG1	13	1.78
(1,37)	1:A:104:ARG:HB3	2:B:97:THR:HG21	13	1.78
(1,37)	1:A:104:ARG:HB3	2:B:97:THR:HG22	13	1.78
(1,37)	1:A:104:ARG:HB3	2:B:97:THR:HG23	13	1.78
(1,37)	1:A:104:ARG:HB3	2:B:97:THR:N	13	1.78

*Continued on next page...*

*Continued from previous page...*

Key	Atom-1	Atom-2	Model ID	Violation (Å)
(1,37)	1:A:104:ARG:HB3	2:B:97:THR:O	13	1.78
(1,37)	1:A:104:ARG:HB3	2:B:97:THR:OG1	13	1.78
(1,37)	1:A:104:ARG:HB3	2:B:99:HIS:C	13	1.78
(1,37)	1:A:104:ARG:HB3	2:B:99:HIS:CA	13	1.78
(1,37)	1:A:104:ARG:HB3	2:B:99:HIS:CB	13	1.78
(1,37)	1:A:104:ARG:HB3	2:B:99:HIS:CD2	13	1.78
(1,37)	1:A:104:ARG:HB3	2:B:99:HIS:CE1	13	1.78
(1,37)	1:A:104:ARG:HB3	2:B:99:HIS:CG	13	1.78
(1,37)	1:A:104:ARG:HB3	2:B:99:HIS:H	13	1.78
(1,37)	1:A:104:ARG:HB3	2:B:99:HIS:HA	13	1.78
(1,37)	1:A:104:ARG:HB3	2:B:99:HIS:HB2	13	1.78
(1,37)	1:A:104:ARG:HB3	2:B:99:HIS:HB3	13	1.78
(1,37)	1:A:104:ARG:HB3	2:B:99:HIS:HD1	13	1.78
(1,37)	1:A:104:ARG:HB3	2:B:99:HIS:HD2	13	1.78
(1,37)	1:A:104:ARG:HB3	2:B:99:HIS:HE1	13	1.78
(1,37)	1:A:104:ARG:HB3	2:B:99:HIS:HE2	13	1.78
(1,37)	1:A:104:ARG:HB3	2:B:99:HIS:N	13	1.78
(1,37)	1:A:104:ARG:HB3	2:B:99:HIS:ND1	13	1.78
(1,37)	1:A:104:ARG:HB3	2:B:99:HIS:NE2	13	1.78
(1,37)	1:A:104:ARG:HB3	2:B:99:HIS:O	13	1.78
(1,37)	1:A:104:ARG:HB3	2:B:101:VAL:C	13	1.78
(1,37)	1:A:104:ARG:HB3	2:B:101:VAL:CA	13	1.78
(1,37)	1:A:104:ARG:HB3	2:B:101:VAL:CB	13	1.78
(1,37)	1:A:104:ARG:HB3	2:B:101:VAL:CG1	13	1.78
(1,37)	1:A:104:ARG:HB3	2:B:101:VAL:CG2	13	1.78
(1,37)	1:A:104:ARG:HB3	2:B:101:VAL:H	13	1.78
(1,37)	1:A:104:ARG:HB3	2:B:101:VAL:HA	13	1.78
(1,37)	1:A:104:ARG:HB3	2:B:101:VAL:HB	13	1.78
(1,37)	1:A:104:ARG:HB3	2:B:101:VAL:HG11	13	1.78
(1,37)	1:A:104:ARG:HB3	2:B:101:VAL:HG12	13	1.78
(1,37)	1:A:104:ARG:HB3	2:B:101:VAL:HG13	13	1.78
(1,37)	1:A:104:ARG:HB3	2:B:101:VAL:HG21	13	1.78
(1,37)	1:A:104:ARG:HB3	2:B:101:VAL:HG22	13	1.78
(1,37)	1:A:104:ARG:HB3	2:B:101:VAL:HG23	13	1.78
(1,37)	1:A:104:ARG:HB3	2:B:101:VAL:N	13	1.78
(1,37)	1:A:104:ARG:HB3	2:B:101:VAL:O	13	1.78
(1,37)	1:A:104:ARG:HD2	2:B:75:ILE:C	13	1.78
(1,37)	1:A:104:ARG:HD2	2:B:75:ILE:CA	13	1.78
(1,37)	1:A:104:ARG:HD2	2:B:75:ILE:CB	13	1.78
(1,37)	1:A:104:ARG:HD2	2:B:75:ILE:CD1	13	1.78
(1,37)	1:A:104:ARG:HD2	2:B:75:ILE:CG1	13	1.78
(1,37)	1:A:104:ARG:HD2	2:B:75:ILE:CG2	13	1.78

*Continued on next page...*

*Continued from previous page...*

Key	Atom-1	Atom-2	Model ID	Violation (Å)
(1,37)	1:A:104:ARG:HD2	2:B:75:ILE:H	13	1.78
(1,37)	1:A:104:ARG:HD2	2:B:75:ILE:HA	13	1.78
(1,37)	1:A:104:ARG:HD2	2:B:75:ILE:HB	13	1.78
(1,37)	1:A:104:ARG:HD2	2:B:75:ILE:HD11	13	1.78
(1,37)	1:A:104:ARG:HD2	2:B:75:ILE:HD12	13	1.78
(1,37)	1:A:104:ARG:HD2	2:B:75:ILE:HD13	13	1.78
(1,37)	1:A:104:ARG:HD2	2:B:75:ILE:HG12	13	1.78
(1,37)	1:A:104:ARG:HD2	2:B:75:ILE:HG13	13	1.78
(1,37)	1:A:104:ARG:HD2	2:B:75:ILE:HG21	13	1.78
(1,37)	1:A:104:ARG:HD2	2:B:75:ILE:HG22	13	1.78
(1,37)	1:A:104:ARG:HD2	2:B:75:ILE:HG23	13	1.78
(1,37)	1:A:104:ARG:HD2	2:B:75:ILE:N	13	1.78
(1,37)	1:A:104:ARG:HD2	2:B:75:ILE:O	13	1.78
(1,37)	1:A:104:ARG:HD2	2:B:77:ALA:C	13	1.78
(1,37)	1:A:104:ARG:HD2	2:B:77:ALA:CA	13	1.78
(1,37)	1:A:104:ARG:HD2	2:B:77:ALA:CB	13	1.78
(1,37)	1:A:104:ARG:HD2	2:B:77:ALA:H	13	1.78
(1,37)	1:A:104:ARG:HD2	2:B:77:ALA:HA	13	1.78
(1,37)	1:A:104:ARG:HD2	2:B:77:ALA:HB1	13	1.78
(1,37)	1:A:104:ARG:HD2	2:B:77:ALA:HB2	13	1.78
(1,37)	1:A:104:ARG:HD2	2:B:77:ALA:HB3	13	1.78
(1,37)	1:A:104:ARG:HD2	2:B:77:ALA:N	13	1.78
(1,37)	1:A:104:ARG:HD2	2:B:77:ALA:O	13	1.78
(1,37)	1:A:104:ARG:HD2	2:B:78:GLY:C	13	1.78
(1,37)	1:A:104:ARG:HD2	2:B:78:GLY:CA	13	1.78
(1,37)	1:A:104:ARG:HD2	2:B:78:GLY:H	13	1.78
(1,37)	1:A:104:ARG:HD2	2:B:78:GLY:HA2	13	1.78
(1,37)	1:A:104:ARG:HD2	2:B:78:GLY:HA3	13	1.78
(1,37)	1:A:104:ARG:HD2	2:B:78:GLY:N	13	1.78
(1,37)	1:A:104:ARG:HD2	2:B:78:GLY:O	13	1.78
(1,37)	1:A:104:ARG:HD2	2:B:79:LYS:C	13	1.78
(1,37)	1:A:104:ARG:HD2	2:B:79:LYS:CA	13	1.78
(1,37)	1:A:104:ARG:HD2	2:B:79:LYS:CB	13	1.78
(1,37)	1:A:104:ARG:HD2	2:B:79:LYS:CD	13	1.78
(1,37)	1:A:104:ARG:HD2	2:B:79:LYS:CE	13	1.78
(1,37)	1:A:104:ARG:HD2	2:B:79:LYS:CG	13	1.78
(1,37)	1:A:104:ARG:HD2	2:B:79:LYS:H	13	1.78
(1,37)	1:A:104:ARG:HD2	2:B:79:LYS:HA	13	1.78
(1,37)	1:A:104:ARG:HD2	2:B:79:LYS:HB2	13	1.78
(1,37)	1:A:104:ARG:HD2	2:B:79:LYS:HB3	13	1.78
(1,37)	1:A:104:ARG:HD2	2:B:79:LYS:HD2	13	1.78
(1,37)	1:A:104:ARG:HD2	2:B:79:LYS:HD3	13	1.78

*Continued on next page...*

*Continued from previous page...*

Key	Atom-1	Atom-2	Model ID	Violation (Å)
(1,37)	1:A:104:ARG:HD2	2:B:79:LYS:HE2	13	1.78
(1,37)	1:A:104:ARG:HD2	2:B:79:LYS:HE3	13	1.78
(1,37)	1:A:104:ARG:HD2	2:B:79:LYS:HG2	13	1.78
(1,37)	1:A:104:ARG:HD2	2:B:79:LYS:HG3	13	1.78
(1,37)	1:A:104:ARG:HD2	2:B:79:LYS:HZ1	13	1.78
(1,37)	1:A:104:ARG:HD2	2:B:79:LYS:HZ2	13	1.78
(1,37)	1:A:104:ARG:HD2	2:B:79:LYS:HZ3	13	1.78
(1,37)	1:A:104:ARG:HD2	2:B:79:LYS:N	13	1.78
(1,37)	1:A:104:ARG:HD2	2:B:79:LYS:NZ	13	1.78
(1,37)	1:A:104:ARG:HD2	2:B:79:LYS:O	13	1.78
(1,37)	1:A:104:ARG:HD2	2:B:80:ILE:C	13	1.78
(1,37)	1:A:104:ARG:HD2	2:B:80:ILE:CA	13	1.78
(1,37)	1:A:104:ARG:HD2	2:B:80:ILE:CB	13	1.78
(1,37)	1:A:104:ARG:HD2	2:B:80:ILE:CD1	13	1.78
(1,37)	1:A:104:ARG:HD2	2:B:80:ILE:CG1	13	1.78
(1,37)	1:A:104:ARG:HD2	2:B:80:ILE:CG2	13	1.78
(1,37)	1:A:104:ARG:HD2	2:B:80:ILE:H	13	1.78
(1,37)	1:A:104:ARG:HD2	2:B:80:ILE:HA	13	1.78
(1,37)	1:A:104:ARG:HD2	2:B:80:ILE:HB	13	1.78
(1,37)	1:A:104:ARG:HD2	2:B:80:ILE:HD11	13	1.78
(1,37)	1:A:104:ARG:HD2	2:B:80:ILE:HD12	13	1.78
(1,37)	1:A:104:ARG:HD2	2:B:80:ILE:HD13	13	1.78
(1,37)	1:A:104:ARG:HD2	2:B:80:ILE:HG12	13	1.78
(1,37)	1:A:104:ARG:HD2	2:B:80:ILE:HG13	13	1.78
(1,37)	1:A:104:ARG:HD2	2:B:80:ILE:HG21	13	1.78
(1,37)	1:A:104:ARG:HD2	2:B:80:ILE:HG22	13	1.78
(1,37)	1:A:104:ARG:HD2	2:B:80:ILE:HG23	13	1.78
(1,37)	1:A:104:ARG:HD2	2:B:80:ILE:N	13	1.78
(1,37)	1:A:104:ARG:HD2	2:B:80:ILE:O	13	1.78
(1,37)	1:A:104:ARG:HD2	2:B:84:GLN:C	13	1.78
(1,37)	1:A:104:ARG:HD2	2:B:84:GLN:CA	13	1.78
(1,37)	1:A:104:ARG:HD2	2:B:84:GLN:CB	13	1.78
(1,37)	1:A:104:ARG:HD2	2:B:84:GLN:CD	13	1.78
(1,37)	1:A:104:ARG:HD2	2:B:84:GLN:CG	13	1.78
(1,37)	1:A:104:ARG:HD2	2:B:84:GLN:H	13	1.78
(1,37)	1:A:104:ARG:HD2	2:B:84:GLN:HA	13	1.78
(1,37)	1:A:104:ARG:HD2	2:B:84:GLN:HB2	13	1.78
(1,37)	1:A:104:ARG:HD2	2:B:84:GLN:HB3	13	1.78
(1,37)	1:A:104:ARG:HD2	2:B:84:GLN:HE21	13	1.78
(1,37)	1:A:104:ARG:HD2	2:B:84:GLN:HE22	13	1.78
(1,37)	1:A:104:ARG:HD2	2:B:84:GLN:HG2	13	1.78
(1,37)	1:A:104:ARG:HD2	2:B:84:GLN:HG3	13	1.78

*Continued on next page...*



*Continued from previous page...*

Key	Atom-1	Atom-2	Model ID	Violation (Å)
(1,37)	1:A:104:ARG:HD2	2:B:84:GLN:N	13	1.78
(1,37)	1:A:104:ARG:HD2	2:B:84:GLN:NE2	13	1.78
(1,37)	1:A:104:ARG:HD2	2:B:84:GLN:O	13	1.78
(1,37)	1:A:104:ARG:HD2	2:B:84:GLN:OE1	13	1.78
(1,37)	1:A:104:ARG:HD2	2:B:97:THR:C	13	1.78
(1,37)	1:A:104:ARG:HD2	2:B:97:THR:CA	13	1.78
(1,37)	1:A:104:ARG:HD2	2:B:97:THR:CB	13	1.78
(1,37)	1:A:104:ARG:HD2	2:B:97:THR:CG2	13	1.78
(1,37)	1:A:104:ARG:HD2	2:B:97:THR:H	13	1.78
(1,37)	1:A:104:ARG:HD2	2:B:97:THR:HA	13	1.78
(1,37)	1:A:104:ARG:HD2	2:B:97:THR:HB	13	1.78
(1,37)	1:A:104:ARG:HD2	2:B:97:THR:HG1	13	1.78
(1,37)	1:A:104:ARG:HD2	2:B:97:THR:HG21	13	1.78
(1,37)	1:A:104:ARG:HD2	2:B:97:THR:HG22	13	1.78
(1,37)	1:A:104:ARG:HD2	2:B:97:THR:HG23	13	1.78
(1,37)	1:A:104:ARG:HD2	2:B:97:THR:N	13	1.78
(1,37)	1:A:104:ARG:HD2	2:B:97:THR:O	13	1.78
(1,37)	1:A:104:ARG:HD2	2:B:97:THR:OG1	13	1.78
(1,37)	1:A:104:ARG:HD2	2:B:99:HIS:C	13	1.78
(1,37)	1:A:104:ARG:HD2	2:B:99:HIS:CA	13	1.78
(1,37)	1:A:104:ARG:HD2	2:B:99:HIS:CB	13	1.78
(1,37)	1:A:104:ARG:HD2	2:B:99:HIS:CD2	13	1.78
(1,37)	1:A:104:ARG:HD2	2:B:99:HIS:CE1	13	1.78
(1,37)	1:A:104:ARG:HD2	2:B:99:HIS:CG	13	1.78
(1,37)	1:A:104:ARG:HD2	2:B:99:HIS:H	13	1.78
(1,37)	1:A:104:ARG:HD2	2:B:99:HIS:HA	13	1.78
(1,37)	1:A:104:ARG:HD2	2:B:99:HIS:HB2	13	1.78
(1,37)	1:A:104:ARG:HD2	2:B:99:HIS:HB3	13	1.78
(1,37)	1:A:104:ARG:HD2	2:B:99:HIS:HD1	13	1.78
(1,37)	1:A:104:ARG:HD2	2:B:99:HIS:HD2	13	1.78
(1,37)	1:A:104:ARG:HD2	2:B:99:HIS:HE1	13	1.78
(1,37)	1:A:104:ARG:HD2	2:B:99:HIS:HE2	13	1.78
(1,37)	1:A:104:ARG:HD2	2:B:99:HIS:N	13	1.78
(1,37)	1:A:104:ARG:HD2	2:B:99:HIS:ND1	13	1.78
(1,37)	1:A:104:ARG:HD2	2:B:99:HIS:NE2	13	1.78
(1,37)	1:A:104:ARG:HD2	2:B:99:HIS:O	13	1.78
(1,37)	1:A:104:ARG:HD2	2:B:101:VAL:C	13	1.78
(1,37)	1:A:104:ARG:HD2	2:B:101:VAL:CA	13	1.78
(1,37)	1:A:104:ARG:HD2	2:B:101:VAL:CB	13	1.78
(1,37)	1:A:104:ARG:HD2	2:B:101:VAL:CG1	13	1.78
(1,37)	1:A:104:ARG:HD2	2:B:101:VAL:CG2	13	1.78
(1,37)	1:A:104:ARG:HD2	2:B:101:VAL:H	13	1.78

*Continued on next page...*

*Continued from previous page...*

Key	Atom-1	Atom-2	Model ID	Violation (Å)
(1,37)	1:A:104:ARG:HD2	2:B:101:VAL:HA	13	1.78
(1,37)	1:A:104:ARG:HD2	2:B:101:VAL:HB	13	1.78
(1,37)	1:A:104:ARG:HD2	2:B:101:VAL:HG11	13	1.78
(1,37)	1:A:104:ARG:HD2	2:B:101:VAL:HG12	13	1.78
(1,37)	1:A:104:ARG:HD2	2:B:101:VAL:HG13	13	1.78
(1,37)	1:A:104:ARG:HD2	2:B:101:VAL:HG21	13	1.78
(1,37)	1:A:104:ARG:HD2	2:B:101:VAL:HG22	13	1.78
(1,37)	1:A:104:ARG:HD2	2:B:101:VAL:HG23	13	1.78
(1,37)	1:A:104:ARG:HD2	2:B:101:VAL:N	13	1.78
(1,37)	1:A:104:ARG:HD2	2:B:101:VAL:O	13	1.78
(1,37)	1:A:104:ARG:HD3	2:B:75:ILE:C	13	1.78
(1,37)	1:A:104:ARG:HD3	2:B:75:ILE:CA	13	1.78
(1,37)	1:A:104:ARG:HD3	2:B:75:ILE:CB	13	1.78
(1,37)	1:A:104:ARG:HD3	2:B:75:ILE:CD1	13	1.78
(1,37)	1:A:104:ARG:HD3	2:B:75:ILE:CG1	13	1.78
(1,37)	1:A:104:ARG:HD3	2:B:75:ILE:CG2	13	1.78
(1,37)	1:A:104:ARG:HD3	2:B:75:ILE:H	13	1.78
(1,37)	1:A:104:ARG:HD3	2:B:75:ILE:HA	13	1.78
(1,37)	1:A:104:ARG:HD3	2:B:75:ILE:HB	13	1.78
(1,37)	1:A:104:ARG:HD3	2:B:75:ILE:HD11	13	1.78
(1,37)	1:A:104:ARG:HD3	2:B:75:ILE:HD12	13	1.78
(1,37)	1:A:104:ARG:HD3	2:B:75:ILE:HD13	13	1.78
(1,37)	1:A:104:ARG:HD3	2:B:75:ILE:HG12	13	1.78
(1,37)	1:A:104:ARG:HD3	2:B:75:ILE:HG13	13	1.78
(1,37)	1:A:104:ARG:HD3	2:B:75:ILE:HG21	13	1.78
(1,37)	1:A:104:ARG:HD3	2:B:75:ILE:HG22	13	1.78
(1,37)	1:A:104:ARG:HD3	2:B:75:ILE:HG23	13	1.78
(1,37)	1:A:104:ARG:HD3	2:B:75:ILE:N	13	1.78
(1,37)	1:A:104:ARG:HD3	2:B:75:ILE:O	13	1.78
(1,37)	1:A:104:ARG:HD3	2:B:77:ALA:C	13	1.78
(1,37)	1:A:104:ARG:HD3	2:B:77:ALA:CA	13	1.78
(1,37)	1:A:104:ARG:HD3	2:B:77:ALA:CB	13	1.78
(1,37)	1:A:104:ARG:HD3	2:B:77:ALA:H	13	1.78
(1,37)	1:A:104:ARG:HD3	2:B:77:ALA:HA	13	1.78
(1,37)	1:A:104:ARG:HD3	2:B:77:ALA:HB1	13	1.78
(1,37)	1:A:104:ARG:HD3	2:B:77:ALA:HB2	13	1.78
(1,37)	1:A:104:ARG:HD3	2:B:77:ALA:HB3	13	1.78
(1,37)	1:A:104:ARG:HD3	2:B:77:ALA:N	13	1.78
(1,37)	1:A:104:ARG:HD3	2:B:77:ALA:O	13	1.78
(1,37)	1:A:104:ARG:HD3	2:B:78:GLY:C	13	1.78
(1,37)	1:A:104:ARG:HD3	2:B:78:GLY:CA	13	1.78
(1,37)	1:A:104:ARG:HD3	2:B:78:GLY:H	13	1.78

*Continued on next page...*

*Continued from previous page...*

Key	Atom-1	Atom-2	Model ID	Violation (Å)
(1,37)	1:A:104:ARG:HD3	2:B:78:GLY:HA2	13	1.78
(1,37)	1:A:104:ARG:HD3	2:B:78:GLY:HA3	13	1.78
(1,37)	1:A:104:ARG:HD3	2:B:78:GLY:N	13	1.78
(1,37)	1:A:104:ARG:HD3	2:B:78:GLY:O	13	1.78
(1,37)	1:A:104:ARG:HD3	2:B:79:LYS:C	13	1.78
(1,37)	1:A:104:ARG:HD3	2:B:79:LYS:CA	13	1.78
(1,37)	1:A:104:ARG:HD3	2:B:79:LYS:CB	13	1.78
(1,37)	1:A:104:ARG:HD3	2:B:79:LYS:CD	13	1.78
(1,37)	1:A:104:ARG:HD3	2:B:79:LYS:CE	13	1.78
(1,37)	1:A:104:ARG:HD3	2:B:79:LYS:CG	13	1.78
(1,37)	1:A:104:ARG:HD3	2:B:79:LYS:H	13	1.78
(1,37)	1:A:104:ARG:HD3	2:B:79:LYS:HA	13	1.78
(1,37)	1:A:104:ARG:HD3	2:B:79:LYS:HB2	13	1.78
(1,37)	1:A:104:ARG:HD3	2:B:79:LYS:HB3	13	1.78
(1,37)	1:A:104:ARG:HD3	2:B:79:LYS:HD2	13	1.78
(1,37)	1:A:104:ARG:HD3	2:B:79:LYS:HD3	13	1.78
(1,37)	1:A:104:ARG:HD3	2:B:79:LYS:HE2	13	1.78
(1,37)	1:A:104:ARG:HD3	2:B:79:LYS:HE3	13	1.78
(1,37)	1:A:104:ARG:HD3	2:B:79:LYS:HG2	13	1.78
(1,37)	1:A:104:ARG:HD3	2:B:79:LYS:HG3	13	1.78
(1,37)	1:A:104:ARG:HD3	2:B:79:LYS:HZ1	13	1.78
(1,37)	1:A:104:ARG:HD3	2:B:79:LYS:HZ2	13	1.78
(1,37)	1:A:104:ARG:HD3	2:B:79:LYS:HZ3	13	1.78
(1,37)	1:A:104:ARG:HD3	2:B:79:LYS:N	13	1.78
(1,37)	1:A:104:ARG:HD3	2:B:79:LYS:NZ	13	1.78
(1,37)	1:A:104:ARG:HD3	2:B:79:LYS:O	13	1.78
(1,37)	1:A:104:ARG:HD3	2:B:80:ILE:C	13	1.78
(1,37)	1:A:104:ARG:HD3	2:B:80:ILE:CA	13	1.78
(1,37)	1:A:104:ARG:HD3	2:B:80:ILE:CB	13	1.78
(1,37)	1:A:104:ARG:HD3	2:B:80:ILE:CD1	13	1.78
(1,37)	1:A:104:ARG:HD3	2:B:80:ILE:CG1	13	1.78
(1,37)	1:A:104:ARG:HD3	2:B:80:ILE:CG2	13	1.78
(1,37)	1:A:104:ARG:HD3	2:B:80:ILE:H	13	1.78
(1,37)	1:A:104:ARG:HD3	2:B:80:ILE:HA	13	1.78
(1,37)	1:A:104:ARG:HD3	2:B:80:ILE:HB	13	1.78
(1,37)	1:A:104:ARG:HD3	2:B:80:ILE:HD11	13	1.78
(1,37)	1:A:104:ARG:HD3	2:B:80:ILE:HD12	13	1.78
(1,37)	1:A:104:ARG:HD3	2:B:80:ILE:HD13	13	1.78
(1,37)	1:A:104:ARG:HD3	2:B:80:ILE:HG12	13	1.78
(1,37)	1:A:104:ARG:HD3	2:B:80:ILE:HG13	13	1.78
(1,37)	1:A:104:ARG:HD3	2:B:80:ILE:HG21	13	1.78
(1,37)	1:A:104:ARG:HD3	2:B:80:ILE:HG22	13	1.78

*Continued on next page...*

*Continued from previous page...*

Key	Atom-1	Atom-2	Model ID	Violation (Å)
(1,37)	1:A:104:ARG:HD3	2:B:80:ILE:HG23	13	1.78
(1,37)	1:A:104:ARG:HD3	2:B:80:ILE:N	13	1.78
(1,37)	1:A:104:ARG:HD3	2:B:80:ILE:O	13	1.78
(1,37)	1:A:104:ARG:HD3	2:B:84:GLN:C	13	1.78
(1,37)	1:A:104:ARG:HD3	2:B:84:GLN:CA	13	1.78
(1,37)	1:A:104:ARG:HD3	2:B:84:GLN:CB	13	1.78
(1,37)	1:A:104:ARG:HD3	2:B:84:GLN:CD	13	1.78
(1,37)	1:A:104:ARG:HD3	2:B:84:GLN:CG	13	1.78
(1,37)	1:A:104:ARG:HD3	2:B:84:GLN:H	13	1.78
(1,37)	1:A:104:ARG:HD3	2:B:84:GLN:HA	13	1.78
(1,37)	1:A:104:ARG:HD3	2:B:84:GLN:HB2	13	1.78
(1,37)	1:A:104:ARG:HD3	2:B:84:GLN:HB3	13	1.78
(1,37)	1:A:104:ARG:HD3	2:B:84:GLN:HE21	13	1.78
(1,37)	1:A:104:ARG:HD3	2:B:84:GLN:HE22	13	1.78
(1,37)	1:A:104:ARG:HD3	2:B:84:GLN:HG2	13	1.78
(1,37)	1:A:104:ARG:HD3	2:B:84:GLN:HG3	13	1.78
(1,37)	1:A:104:ARG:HD3	2:B:84:GLN:N	13	1.78
(1,37)	1:A:104:ARG:HD3	2:B:84:GLN:NE2	13	1.78
(1,37)	1:A:104:ARG:HD3	2:B:84:GLN:O	13	1.78
(1,37)	1:A:104:ARG:HD3	2:B:84:GLN:OE1	13	1.78
(1,37)	1:A:104:ARG:HD3	2:B:97:THR:C	13	1.78
(1,37)	1:A:104:ARG:HD3	2:B:97:THR:CA	13	1.78
(1,37)	1:A:104:ARG:HD3	2:B:97:THR:CB	13	1.78
(1,37)	1:A:104:ARG:HD3	2:B:97:THR:CG2	13	1.78
(1,37)	1:A:104:ARG:HD3	2:B:97:THR:H	13	1.78
(1,37)	1:A:104:ARG:HD3	2:B:97:THR:HA	13	1.78
(1,37)	1:A:104:ARG:HD3	2:B:97:THR:HB	13	1.78
(1,37)	1:A:104:ARG:HD3	2:B:97:THR:HG1	13	1.78
(1,37)	1:A:104:ARG:HD3	2:B:97:THR:HG21	13	1.78
(1,37)	1:A:104:ARG:HD3	2:B:97:THR:HG22	13	1.78
(1,37)	1:A:104:ARG:HD3	2:B:97:THR:HG23	13	1.78
(1,37)	1:A:104:ARG:HD3	2:B:97:THR:N	13	1.78
(1,37)	1:A:104:ARG:HD3	2:B:97:THR:O	13	1.78
(1,37)	1:A:104:ARG:HD3	2:B:97:THR:OG1	13	1.78
(1,37)	1:A:104:ARG:HD3	2:B:99:HIS:C	13	1.78
(1,37)	1:A:104:ARG:HD3	2:B:99:HIS:CA	13	1.78
(1,37)	1:A:104:ARG:HD3	2:B:99:HIS:CB	13	1.78
(1,37)	1:A:104:ARG:HD3	2:B:99:HIS:CD2	13	1.78
(1,37)	1:A:104:ARG:HD3	2:B:99:HIS:CE1	13	1.78
(1,37)	1:A:104:ARG:HD3	2:B:99:HIS:CG	13	1.78
(1,37)	1:A:104:ARG:HD3	2:B:99:HIS:H	13	1.78
(1,37)	1:A:104:ARG:HD3	2:B:99:HIS:HA	13	1.78

*Continued on next page...*

*Continued from previous page...*

Key	Atom-1	Atom-2	Model ID	Violation (Å)
(1,37)	1:A:104:ARG:HD3	2:B:99:HIS:HB2	13	1.78
(1,37)	1:A:104:ARG:HD3	2:B:99:HIS:HB3	13	1.78
(1,37)	1:A:104:ARG:HD3	2:B:99:HIS:HD1	13	1.78
(1,37)	1:A:104:ARG:HD3	2:B:99:HIS:HD2	13	1.78
(1,37)	1:A:104:ARG:HD3	2:B:99:HIS:HE1	13	1.78
(1,37)	1:A:104:ARG:HD3	2:B:99:HIS:HE2	13	1.78
(1,37)	1:A:104:ARG:HD3	2:B:99:HIS:N	13	1.78
(1,37)	1:A:104:ARG:HD3	2:B:99:HIS:ND1	13	1.78
(1,37)	1:A:104:ARG:HD3	2:B:99:HIS:NE2	13	1.78
(1,37)	1:A:104:ARG:HD3	2:B:99:HIS:O	13	1.78
(1,37)	1:A:104:ARG:HD3	2:B:101:VAL:C	13	1.78
(1,37)	1:A:104:ARG:HD3	2:B:101:VAL:CA	13	1.78
(1,37)	1:A:104:ARG:HD3	2:B:101:VAL:CB	13	1.78
(1,37)	1:A:104:ARG:HD3	2:B:101:VAL:CG1	13	1.78
(1,37)	1:A:104:ARG:HD3	2:B:101:VAL:CG2	13	1.78
(1,37)	1:A:104:ARG:HD3	2:B:101:VAL:H	13	1.78
(1,37)	1:A:104:ARG:HD3	2:B:101:VAL:HA	13	1.78
(1,37)	1:A:104:ARG:HD3	2:B:101:VAL:HB	13	1.78
(1,37)	1:A:104:ARG:HD3	2:B:101:VAL:HG11	13	1.78
(1,37)	1:A:104:ARG:HD3	2:B:101:VAL:HG12	13	1.78
(1,37)	1:A:104:ARG:HD3	2:B:101:VAL:HG13	13	1.78
(1,37)	1:A:104:ARG:HD3	2:B:101:VAL:HG21	13	1.78
(1,37)	1:A:104:ARG:HD3	2:B:101:VAL:HG22	13	1.78
(1,37)	1:A:104:ARG:HD3	2:B:101:VAL:HG23	13	1.78
(1,37)	1:A:104:ARG:HD3	2:B:101:VAL:N	13	1.78
(1,37)	1:A:104:ARG:HD3	2:B:101:VAL:O	13	1.78
(1,37)	1:A:104:ARG:HE	2:B:75:ILE:C	13	1.78
(1,37)	1:A:104:ARG:HE	2:B:75:ILE:CA	13	1.78
(1,37)	1:A:104:ARG:HE	2:B:75:ILE:CB	13	1.78
(1,37)	1:A:104:ARG:HE	2:B:75:ILE:CD1	13	1.78
(1,37)	1:A:104:ARG:HE	2:B:75:ILE:CG1	13	1.78
(1,37)	1:A:104:ARG:HE	2:B:75:ILE:CG2	13	1.78
(1,37)	1:A:104:ARG:HE	2:B:75:ILE:H	13	1.78
(1,37)	1:A:104:ARG:HE	2:B:75:ILE:HA	13	1.78
(1,37)	1:A:104:ARG:HE	2:B:75:ILE:HB	13	1.78
(1,37)	1:A:104:ARG:HE	2:B:75:ILE:HD11	13	1.78
(1,37)	1:A:104:ARG:HE	2:B:75:ILE:HD12	13	1.78
(1,37)	1:A:104:ARG:HE	2:B:75:ILE:HD13	13	1.78
(1,37)	1:A:104:ARG:HE	2:B:75:ILE:HG12	13	1.78
(1,37)	1:A:104:ARG:HE	2:B:75:ILE:HG13	13	1.78
(1,37)	1:A:104:ARG:HE	2:B:75:ILE:HG21	13	1.78
(1,37)	1:A:104:ARG:HE	2:B:75:ILE:HG22	13	1.78

*Continued on next page...*

*Continued from previous page...*

Key	Atom-1	Atom-2	Model ID	Violation (Å)
(1,37)	1:A:104:ARG:HE	2:B:75:ILE:HG23	13	1.78
(1,37)	1:A:104:ARG:HE	2:B:75:ILE:N	13	1.78
(1,37)	1:A:104:ARG:HE	2:B:75:ILE:O	13	1.78
(1,37)	1:A:104:ARG:HE	2:B:77:ALA:C	13	1.78
(1,37)	1:A:104:ARG:HE	2:B:77:ALA:CA	13	1.78
(1,37)	1:A:104:ARG:HE	2:B:77:ALA:CB	13	1.78
(1,37)	1:A:104:ARG:HE	2:B:77:ALA:H	13	1.78
(1,37)	1:A:104:ARG:HE	2:B:77:ALA:HA	13	1.78
(1,37)	1:A:104:ARG:HE	2:B:77:ALA:HB1	13	1.78
(1,37)	1:A:104:ARG:HE	2:B:77:ALA:HB2	13	1.78
(1,37)	1:A:104:ARG:HE	2:B:77:ALA:HB3	13	1.78
(1,37)	1:A:104:ARG:HE	2:B:77:ALA:N	13	1.78
(1,37)	1:A:104:ARG:HE	2:B:77:ALA:O	13	1.78
(1,37)	1:A:104:ARG:HE	2:B:78:GLY:C	13	1.78
(1,37)	1:A:104:ARG:HE	2:B:78:GLY:CA	13	1.78
(1,37)	1:A:104:ARG:HE	2:B:78:GLY:H	13	1.78
(1,37)	1:A:104:ARG:HE	2:B:78:GLY:HA2	13	1.78
(1,37)	1:A:104:ARG:HE	2:B:78:GLY:HA3	13	1.78
(1,37)	1:A:104:ARG:HE	2:B:78:GLY:N	13	1.78
(1,37)	1:A:104:ARG:HE	2:B:78:GLY:O	13	1.78
(1,37)	1:A:104:ARG:HE	2:B:79:LYS:C	13	1.78
(1,37)	1:A:104:ARG:HE	2:B:79:LYS:CA	13	1.78
(1,37)	1:A:104:ARG:HE	2:B:79:LYS:CB	13	1.78
(1,37)	1:A:104:ARG:HE	2:B:79:LYS:CD	13	1.78
(1,37)	1:A:104:ARG:HE	2:B:79:LYS:CE	13	1.78
(1,37)	1:A:104:ARG:HE	2:B:79:LYS:CG	13	1.78
(1,37)	1:A:104:ARG:HE	2:B:79:LYS:H	13	1.78
(1,37)	1:A:104:ARG:HE	2:B:79:LYS:HA	13	1.78
(1,37)	1:A:104:ARG:HE	2:B:79:LYS:HB2	13	1.78
(1,37)	1:A:104:ARG:HE	2:B:79:LYS:HB3	13	1.78
(1,37)	1:A:104:ARG:HE	2:B:79:LYS:HD2	13	1.78
(1,37)	1:A:104:ARG:HE	2:B:79:LYS:HD3	13	1.78
(1,37)	1:A:104:ARG:HE	2:B:79:LYS:HE2	13	1.78
(1,37)	1:A:104:ARG:HE	2:B:79:LYS:HE3	13	1.78
(1,37)	1:A:104:ARG:HE	2:B:79:LYS:HG2	13	1.78
(1,37)	1:A:104:ARG:HE	2:B:79:LYS:HG3	13	1.78
(1,37)	1:A:104:ARG:HE	2:B:79:LYS:HZ1	13	1.78
(1,37)	1:A:104:ARG:HE	2:B:79:LYS:HZ2	13	1.78
(1,37)	1:A:104:ARG:HE	2:B:79:LYS:HZ3	13	1.78
(1,37)	1:A:104:ARG:HE	2:B:79:LYS:N	13	1.78
(1,37)	1:A:104:ARG:HE	2:B:79:LYS:NZ	13	1.78
(1,37)	1:A:104:ARG:HE	2:B:79:LYS:O	13	1.78

*Continued on next page...*

*Continued from previous page...*

Key	Atom-1	Atom-2	Model ID	Violation (Å)
(1,37)	1:A:104:ARG:HE	2:B:80:ILE:C	13	1.78
(1,37)	1:A:104:ARG:HE	2:B:80:ILE:CA	13	1.78
(1,37)	1:A:104:ARG:HE	2:B:80:ILE:CB	13	1.78
(1,37)	1:A:104:ARG:HE	2:B:80:ILE:CD1	13	1.78
(1,37)	1:A:104:ARG:HE	2:B:80:ILE:CG1	13	1.78
(1,37)	1:A:104:ARG:HE	2:B:80:ILE:CG2	13	1.78
(1,37)	1:A:104:ARG:HE	2:B:80:ILE:H	13	1.78
(1,37)	1:A:104:ARG:HE	2:B:80:ILE:HA	13	1.78
(1,37)	1:A:104:ARG:HE	2:B:80:ILE:HB	13	1.78
(1,37)	1:A:104:ARG:HE	2:B:80:ILE:HD11	13	1.78
(1,37)	1:A:104:ARG:HE	2:B:80:ILE:HD12	13	1.78
(1,37)	1:A:104:ARG:HE	2:B:80:ILE:HD13	13	1.78
(1,37)	1:A:104:ARG:HE	2:B:80:ILE:HG12	13	1.78
(1,37)	1:A:104:ARG:HE	2:B:80:ILE:HG13	13	1.78
(1,37)	1:A:104:ARG:HE	2:B:80:ILE:HG21	13	1.78
(1,37)	1:A:104:ARG:HE	2:B:80:ILE:HG22	13	1.78
(1,37)	1:A:104:ARG:HE	2:B:80:ILE:HG23	13	1.78
(1,37)	1:A:104:ARG:HE	2:B:80:ILE:N	13	1.78
(1,37)	1:A:104:ARG:HE	2:B:80:ILE:O	13	1.78
(1,37)	1:A:104:ARG:HE	2:B:84:GLN:C	13	1.78
(1,37)	1:A:104:ARG:HE	2:B:84:GLN:CA	13	1.78
(1,37)	1:A:104:ARG:HE	2:B:84:GLN:CB	13	1.78
(1,37)	1:A:104:ARG:HE	2:B:84:GLN:CD	13	1.78
(1,37)	1:A:104:ARG:HE	2:B:84:GLN:CG	13	1.78
(1,37)	1:A:104:ARG:HE	2:B:84:GLN:H	13	1.78
(1,37)	1:A:104:ARG:HE	2:B:84:GLN:HA	13	1.78
(1,37)	1:A:104:ARG:HE	2:B:84:GLN:HB2	13	1.78
(1,37)	1:A:104:ARG:HE	2:B:84:GLN:HB3	13	1.78
(1,37)	1:A:104:ARG:HE	2:B:84:GLN:HE21	13	1.78
(1,37)	1:A:104:ARG:HE	2:B:84:GLN:HE22	13	1.78
(1,37)	1:A:104:ARG:HE	2:B:84:GLN:HG2	13	1.78
(1,37)	1:A:104:ARG:HE	2:B:84:GLN:HG3	13	1.78
(1,37)	1:A:104:ARG:HE	2:B:84:GLN:N	13	1.78
(1,37)	1:A:104:ARG:HE	2:B:84:GLN:NE2	13	1.78
(1,37)	1:A:104:ARG:HE	2:B:84:GLN:O	13	1.78
(1,37)	1:A:104:ARG:HE	2:B:84:GLN:OE1	13	1.78
(1,37)	1:A:104:ARG:HE	2:B:97:THR:C	13	1.78
(1,37)	1:A:104:ARG:HE	2:B:97:THR:CA	13	1.78
(1,37)	1:A:104:ARG:HE	2:B:97:THR:CB	13	1.78
(1,37)	1:A:104:ARG:HE	2:B:97:THR:CG2	13	1.78
(1,37)	1:A:104:ARG:HE	2:B:97:THR:H	13	1.78
(1,37)	1:A:104:ARG:HE	2:B:97:THR:HA	13	1.78

*Continued on next page...*

*Continued from previous page...*

Key	Atom-1	Atom-2	Model ID	Violation (Å)
(1,37)	1:A:104:ARG:HE	2:B:97:THR:HB	13	1.78
(1,37)	1:A:104:ARG:HE	2:B:97:THR:HG1	13	1.78
(1,37)	1:A:104:ARG:HE	2:B:97:THR:HG21	13	1.78
(1,37)	1:A:104:ARG:HE	2:B:97:THR:HG22	13	1.78
(1,37)	1:A:104:ARG:HE	2:B:97:THR:HG23	13	1.78
(1,37)	1:A:104:ARG:HE	2:B:97:THR:N	13	1.78
(1,37)	1:A:104:ARG:HE	2:B:97:THR:O	13	1.78
(1,37)	1:A:104:ARG:HE	2:B:97:THR:OG1	13	1.78
(1,37)	1:A:104:ARG:HE	2:B:99:HIS:C	13	1.78
(1,37)	1:A:104:ARG:HE	2:B:99:HIS:CA	13	1.78
(1,37)	1:A:104:ARG:HE	2:B:99:HIS:CB	13	1.78
(1,37)	1:A:104:ARG:HE	2:B:99:HIS:CD2	13	1.78
(1,37)	1:A:104:ARG:HE	2:B:99:HIS:CE1	13	1.78
(1,37)	1:A:104:ARG:HE	2:B:99:HIS:CG	13	1.78
(1,37)	1:A:104:ARG:HE	2:B:99:HIS:H	13	1.78
(1,37)	1:A:104:ARG:HE	2:B:99:HIS:HA	13	1.78
(1,37)	1:A:104:ARG:HE	2:B:99:HIS:HB2	13	1.78
(1,37)	1:A:104:ARG:HE	2:B:99:HIS:HB3	13	1.78
(1,37)	1:A:104:ARG:HE	2:B:99:HIS:HD1	13	1.78
(1,37)	1:A:104:ARG:HE	2:B:99:HIS:HD2	13	1.78
(1,37)	1:A:104:ARG:HE	2:B:99:HIS:HE1	13	1.78
(1,37)	1:A:104:ARG:HE	2:B:99:HIS:HE2	13	1.78
(1,37)	1:A:104:ARG:HE	2:B:99:HIS:N	13	1.78
(1,37)	1:A:104:ARG:HE	2:B:99:HIS:ND1	13	1.78
(1,37)	1:A:104:ARG:HE	2:B:99:HIS:NE2	13	1.78
(1,37)	1:A:104:ARG:HE	2:B:99:HIS:O	13	1.78
(1,37)	1:A:104:ARG:HE	2:B:101:VAL:C	13	1.78
(1,37)	1:A:104:ARG:HE	2:B:101:VAL:CA	13	1.78
(1,37)	1:A:104:ARG:HE	2:B:101:VAL:CB	13	1.78
(1,37)	1:A:104:ARG:HE	2:B:101:VAL:CG1	13	1.78
(1,37)	1:A:104:ARG:HE	2:B:101:VAL:CG2	13	1.78
(1,37)	1:A:104:ARG:HE	2:B:101:VAL:H	13	1.78
(1,37)	1:A:104:ARG:HE	2:B:101:VAL:HA	13	1.78
(1,37)	1:A:104:ARG:HE	2:B:101:VAL:HB	13	1.78
(1,37)	1:A:104:ARG:HE	2:B:101:VAL:HG11	13	1.78
(1,37)	1:A:104:ARG:HE	2:B:101:VAL:HG12	13	1.78
(1,37)	1:A:104:ARG:HE	2:B:101:VAL:HG13	13	1.78
(1,37)	1:A:104:ARG:HE	2:B:101:VAL:HG21	13	1.78
(1,37)	1:A:104:ARG:HE	2:B:101:VAL:HG22	13	1.78
(1,37)	1:A:104:ARG:HE	2:B:101:VAL:HG23	13	1.78
(1,37)	1:A:104:ARG:HE	2:B:101:VAL:N	13	1.78
(1,37)	1:A:104:ARG:HE	2:B:101:VAL:O	13	1.78

*Continued on next page...*



*Continued from previous page...*

Key	Atom-1	Atom-2	Model ID	Violation (Å)
(1,37)	1:A:104:ARG:HG2	2:B:75:ILE:C	13	1.78
(1,37)	1:A:104:ARG:HG2	2:B:75:ILE:CA	13	1.78
(1,37)	1:A:104:ARG:HG2	2:B:75:ILE:CB	13	1.78
(1,37)	1:A:104:ARG:HG2	2:B:75:ILE:CD1	13	1.78
(1,37)	1:A:104:ARG:HG2	2:B:75:ILE:CG1	13	1.78
(1,37)	1:A:104:ARG:HG2	2:B:75:ILE:CG2	13	1.78
(1,37)	1:A:104:ARG:HG2	2:B:75:ILE:H	13	1.78
(1,37)	1:A:104:ARG:HG2	2:B:75:ILE:HA	13	1.78
(1,37)	1:A:104:ARG:HG2	2:B:75:ILE:HB	13	1.78
(1,37)	1:A:104:ARG:HG2	2:B:75:ILE:HD11	13	1.78
(1,37)	1:A:104:ARG:HG2	2:B:75:ILE:HD12	13	1.78
(1,37)	1:A:104:ARG:HG2	2:B:75:ILE:HD13	13	1.78
(1,37)	1:A:104:ARG:HG2	2:B:75:ILE:HG12	13	1.78
(1,37)	1:A:104:ARG:HG2	2:B:75:ILE:HG13	13	1.78
(1,37)	1:A:104:ARG:HG2	2:B:75:ILE:HG21	13	1.78
(1,37)	1:A:104:ARG:HG2	2:B:75:ILE:HG22	13	1.78
(1,37)	1:A:104:ARG:HG2	2:B:75:ILE:HG23	13	1.78
(1,37)	1:A:104:ARG:HG2	2:B:75:ILE:N	13	1.78
(1,37)	1:A:104:ARG:HG2	2:B:75:ILE:O	13	1.78
(1,37)	1:A:104:ARG:HG2	2:B:77:ALA:C	13	1.78
(1,37)	1:A:104:ARG:HG2	2:B:77:ALA:CA	13	1.78
(1,37)	1:A:104:ARG:HG2	2:B:77:ALA:CB	13	1.78
(1,37)	1:A:104:ARG:HG2	2:B:77:ALA:H	13	1.78
(1,37)	1:A:104:ARG:HG2	2:B:77:ALA:HA	13	1.78
(1,37)	1:A:104:ARG:HG2	2:B:77:ALA:HB1	13	1.78
(1,37)	1:A:104:ARG:HG2	2:B:77:ALA:HB2	13	1.78
(1,37)	1:A:104:ARG:HG2	2:B:77:ALA:HB3	13	1.78
(1,37)	1:A:104:ARG:HG2	2:B:77:ALA:N	13	1.78
(1,37)	1:A:104:ARG:HG2	2:B:77:ALA:O	13	1.78
(1,37)	1:A:104:ARG:HG2	2:B:78:GLY:C	13	1.78
(1,37)	1:A:104:ARG:HG2	2:B:78:GLY:CA	13	1.78
(1,37)	1:A:104:ARG:HG2	2:B:78:GLY:H	13	1.78
(1,37)	1:A:104:ARG:HG2	2:B:78:GLY:HA2	13	1.78
(1,37)	1:A:104:ARG:HG2	2:B:78:GLY:HA3	13	1.78
(1,37)	1:A:104:ARG:HG2	2:B:78:GLY:N	13	1.78
(1,37)	1:A:104:ARG:HG2	2:B:78:GLY:O	13	1.78
(1,37)	1:A:104:ARG:HG2	2:B:79:LYS:C	13	1.78
(1,37)	1:A:104:ARG:HG2	2:B:79:LYS:CA	13	1.78
(1,37)	1:A:104:ARG:HG2	2:B:79:LYS:CB	13	1.78
(1,37)	1:A:104:ARG:HG2	2:B:79:LYS:CD	13	1.78
(1,37)	1:A:104:ARG:HG2	2:B:79:LYS:CE	13	1.78
(1,37)	1:A:104:ARG:HG2	2:B:79:LYS:CG	13	1.78

*Continued on next page...*

*Continued from previous page...*

Key	Atom-1	Atom-2	Model ID	Violation (Å)
(1,37)	1:A:104:ARG:HG2	2:B:79:LYS:H	13	1.78
(1,37)	1:A:104:ARG:HG2	2:B:79:LYS:HA	13	1.78
(1,37)	1:A:104:ARG:HG2	2:B:79:LYS:HB2	13	1.78
(1,37)	1:A:104:ARG:HG2	2:B:79:LYS:HB3	13	1.78
(1,37)	1:A:104:ARG:HG2	2:B:79:LYS:HD2	13	1.78
(1,37)	1:A:104:ARG:HG2	2:B:79:LYS:HD3	13	1.78
(1,37)	1:A:104:ARG:HG2	2:B:79:LYS:HE2	13	1.78
(1,37)	1:A:104:ARG:HG2	2:B:79:LYS:HE3	13	1.78
(1,37)	1:A:104:ARG:HG2	2:B:79:LYS:HG2	13	1.78
(1,37)	1:A:104:ARG:HG2	2:B:79:LYS:HG3	13	1.78
(1,37)	1:A:104:ARG:HG2	2:B:79:LYS:HZ1	13	1.78
(1,37)	1:A:104:ARG:HG2	2:B:79:LYS:HZ2	13	1.78
(1,37)	1:A:104:ARG:HG2	2:B:79:LYS:HZ3	13	1.78
(1,37)	1:A:104:ARG:HG2	2:B:79:LYS:N	13	1.78
(1,37)	1:A:104:ARG:HG2	2:B:79:LYS:NZ	13	1.78
(1,37)	1:A:104:ARG:HG2	2:B:79:LYS:O	13	1.78
(1,37)	1:A:104:ARG:HG2	2:B:80:ILE:C	13	1.78
(1,37)	1:A:104:ARG:HG2	2:B:80:ILE:CA	13	1.78
(1,37)	1:A:104:ARG:HG2	2:B:80:ILE:CB	13	1.78
(1,37)	1:A:104:ARG:HG2	2:B:80:ILE:CD1	13	1.78
(1,37)	1:A:104:ARG:HG2	2:B:80:ILE:CG1	13	1.78
(1,37)	1:A:104:ARG:HG2	2:B:80:ILE:CG2	13	1.78
(1,37)	1:A:104:ARG:HG2	2:B:80:ILE:H	13	1.78
(1,37)	1:A:104:ARG:HG2	2:B:80:ILE:HA	13	1.78
(1,37)	1:A:104:ARG:HG2	2:B:80:ILE:HB	13	1.78
(1,37)	1:A:104:ARG:HG2	2:B:80:ILE:HD11	13	1.78
(1,37)	1:A:104:ARG:HG2	2:B:80:ILE:HD12	13	1.78
(1,37)	1:A:104:ARG:HG2	2:B:80:ILE:HD13	13	1.78
(1,37)	1:A:104:ARG:HG2	2:B:80:ILE:HG12	13	1.78
(1,37)	1:A:104:ARG:HG2	2:B:80:ILE:HG13	13	1.78
(1,37)	1:A:104:ARG:HG2	2:B:80:ILE:HG21	13	1.78
(1,37)	1:A:104:ARG:HG2	2:B:80:ILE:HG22	13	1.78
(1,37)	1:A:104:ARG:HG2	2:B:80:ILE:HG23	13	1.78
(1,37)	1:A:104:ARG:HG2	2:B:80:ILE:N	13	1.78
(1,37)	1:A:104:ARG:HG2	2:B:80:ILE:O	13	1.78
(1,37)	1:A:104:ARG:HG2	2:B:84:GLN:C	13	1.78
(1,37)	1:A:104:ARG:HG2	2:B:84:GLN:CA	13	1.78
(1,37)	1:A:104:ARG:HG2	2:B:84:GLN:CB	13	1.78
(1,37)	1:A:104:ARG:HG2	2:B:84:GLN:CD	13	1.78
(1,37)	1:A:104:ARG:HG2	2:B:84:GLN:CG	13	1.78
(1,37)	1:A:104:ARG:HG2	2:B:84:GLN:H	13	1.78
(1,37)	1:A:104:ARG:HG2	2:B:84:GLN:HA	13	1.78

*Continued on next page...*

*Continued from previous page...*

Key	Atom-1	Atom-2	Model ID	Violation (Å)
(1,37)	1:A:104:ARG:HG2	2:B:84:GLN:HB2	13	1.78
(1,37)	1:A:104:ARG:HG2	2:B:84:GLN:HB3	13	1.78
(1,37)	1:A:104:ARG:HG2	2:B:84:GLN:HE21	13	1.78
(1,37)	1:A:104:ARG:HG2	2:B:84:GLN:HE22	13	1.78
(1,37)	1:A:104:ARG:HG2	2:B:84:GLN:HG2	13	1.78
(1,37)	1:A:104:ARG:HG2	2:B:84:GLN:HG3	13	1.78
(1,37)	1:A:104:ARG:HG2	2:B:84:GLN:N	13	1.78
(1,37)	1:A:104:ARG:HG2	2:B:84:GLN:NE2	13	1.78
(1,37)	1:A:104:ARG:HG2	2:B:84:GLN:O	13	1.78
(1,37)	1:A:104:ARG:HG2	2:B:84:GLN:OE1	13	1.78
(1,37)	1:A:104:ARG:HG2	2:B:97:THR:C	13	1.78
(1,37)	1:A:104:ARG:HG2	2:B:97:THR:CA	13	1.78
(1,37)	1:A:104:ARG:HG2	2:B:97:THR:CB	13	1.78
(1,37)	1:A:104:ARG:HG2	2:B:97:THR:CG2	13	1.78
(1,37)	1:A:104:ARG:HG2	2:B:97:THR:H	13	1.78
(1,37)	1:A:104:ARG:HG2	2:B:97:THR:HA	13	1.78
(1,37)	1:A:104:ARG:HG2	2:B:97:THR:HB	13	1.78
(1,37)	1:A:104:ARG:HG2	2:B:97:THR:HG1	13	1.78
(1,37)	1:A:104:ARG:HG2	2:B:97:THR:HG21	13	1.78
(1,37)	1:A:104:ARG:HG2	2:B:97:THR:HG22	13	1.78
(1,37)	1:A:104:ARG:HG2	2:B:97:THR:HG23	13	1.78
(1,37)	1:A:104:ARG:HG2	2:B:97:THR:N	13	1.78
(1,37)	1:A:104:ARG:HG2	2:B:97:THR:O	13	1.78
(1,37)	1:A:104:ARG:HG2	2:B:97:THR:OG1	13	1.78
(1,37)	1:A:104:ARG:HG2	2:B:99:HIS:C	13	1.78
(1,37)	1:A:104:ARG:HG2	2:B:99:HIS:CA	13	1.78
(1,37)	1:A:104:ARG:HG2	2:B:99:HIS:CB	13	1.78
(1,37)	1:A:104:ARG:HG2	2:B:99:HIS:CD2	13	1.78
(1,37)	1:A:104:ARG:HG2	2:B:99:HIS:CE1	13	1.78
(1,37)	1:A:104:ARG:HG2	2:B:99:HIS:CG	13	1.78
(1,37)	1:A:104:ARG:HG2	2:B:99:HIS:H	13	1.78
(1,37)	1:A:104:ARG:HG2	2:B:99:HIS:HA	13	1.78
(1,37)	1:A:104:ARG:HG2	2:B:99:HIS:HB2	13	1.78
(1,37)	1:A:104:ARG:HG2	2:B:99:HIS:HB3	13	1.78
(1,37)	1:A:104:ARG:HG2	2:B:99:HIS:HD1	13	1.78
(1,37)	1:A:104:ARG:HG2	2:B:99:HIS:HD2	13	1.78
(1,37)	1:A:104:ARG:HG2	2:B:99:HIS:HE1	13	1.78
(1,37)	1:A:104:ARG:HG2	2:B:99:HIS:HE2	13	1.78
(1,37)	1:A:104:ARG:HG2	2:B:99:HIS:N	13	1.78
(1,37)	1:A:104:ARG:HG2	2:B:99:HIS:ND1	13	1.78
(1,37)	1:A:104:ARG:HG2	2:B:99:HIS:NE2	13	1.78
(1,37)	1:A:104:ARG:HG2	2:B:99:HIS:O	13	1.78

*Continued on next page...*

*Continued from previous page...*

Key	Atom-1	Atom-2	Model ID	Violation (Å)
(1,37)	1:A:104:ARG:HG2	2:B:101:VAL:C	13	1.78
(1,37)	1:A:104:ARG:HG2	2:B:101:VAL:CA	13	1.78
(1,37)	1:A:104:ARG:HG2	2:B:101:VAL:CB	13	1.78
(1,37)	1:A:104:ARG:HG2	2:B:101:VAL:CG1	13	1.78
(1,37)	1:A:104:ARG:HG2	2:B:101:VAL:CG2	13	1.78
(1,37)	1:A:104:ARG:HG2	2:B:101:VAL:H	13	1.78
(1,37)	1:A:104:ARG:HG2	2:B:101:VAL:HA	13	1.78
(1,37)	1:A:104:ARG:HG2	2:B:101:VAL:HB	13	1.78
(1,37)	1:A:104:ARG:HG2	2:B:101:VAL:HG11	13	1.78
(1,37)	1:A:104:ARG:HG2	2:B:101:VAL:HG12	13	1.78
(1,37)	1:A:104:ARG:HG2	2:B:101:VAL:HG13	13	1.78
(1,37)	1:A:104:ARG:HG2	2:B:101:VAL:HG21	13	1.78
(1,37)	1:A:104:ARG:HG2	2:B:101:VAL:HG22	13	1.78
(1,37)	1:A:104:ARG:HG2	2:B:101:VAL:HG23	13	1.78
(1,37)	1:A:104:ARG:HG2	2:B:101:VAL:N	13	1.78
(1,37)	1:A:104:ARG:HG2	2:B:101:VAL:O	13	1.78
(1,37)	1:A:104:ARG:HG3	2:B:75:ILE:C	13	1.78
(1,37)	1:A:104:ARG:HG3	2:B:75:ILE:CA	13	1.78
(1,37)	1:A:104:ARG:HG3	2:B:75:ILE:CB	13	1.78
(1,37)	1:A:104:ARG:HG3	2:B:75:ILE:CD1	13	1.78
(1,37)	1:A:104:ARG:HG3	2:B:75:ILE:CG1	13	1.78
(1,37)	1:A:104:ARG:HG3	2:B:75:ILE:CG2	13	1.78
(1,37)	1:A:104:ARG:HG3	2:B:75:ILE:H	13	1.78
(1,37)	1:A:104:ARG:HG3	2:B:75:ILE:HA	13	1.78
(1,37)	1:A:104:ARG:HG3	2:B:75:ILE:HB	13	1.78
(1,37)	1:A:104:ARG:HG3	2:B:75:ILE:HD11	13	1.78
(1,37)	1:A:104:ARG:HG3	2:B:75:ILE:HD12	13	1.78
(1,37)	1:A:104:ARG:HG3	2:B:75:ILE:HD13	13	1.78
(1,37)	1:A:104:ARG:HG3	2:B:75:ILE:HG12	13	1.78
(1,37)	1:A:104:ARG:HG3	2:B:75:ILE:HG13	13	1.78
(1,37)	1:A:104:ARG:HG3	2:B:75:ILE:HG21	13	1.78
(1,37)	1:A:104:ARG:HG3	2:B:75:ILE:HG22	13	1.78
(1,37)	1:A:104:ARG:HG3	2:B:75:ILE:HG23	13	1.78
(1,37)	1:A:104:ARG:HG3	2:B:75:ILE:N	13	1.78
(1,37)	1:A:104:ARG:HG3	2:B:75:ILE:O	13	1.78
(1,37)	1:A:104:ARG:HG3	2:B:77:ALA:C	13	1.78
(1,37)	1:A:104:ARG:HG3	2:B:77:ALA:CA	13	1.78
(1,37)	1:A:104:ARG:HG3	2:B:77:ALA:CB	13	1.78
(1,37)	1:A:104:ARG:HG3	2:B:77:ALA:H	13	1.78
(1,37)	1:A:104:ARG:HG3	2:B:77:ALA:HA	13	1.78
(1,37)	1:A:104:ARG:HG3	2:B:77:ALA:HB1	13	1.78
(1,37)	1:A:104:ARG:HG3	2:B:77:ALA:HB2	13	1.78

*Continued on next page...*

*Continued from previous page...*

Key	Atom-1	Atom-2	Model ID	Violation (Å)
(1,37)	1:A:104:ARG:HG3	2:B:77:ALA:HB3	13	1.78
(1,37)	1:A:104:ARG:HG3	2:B:77:ALA:N	13	1.78
(1,37)	1:A:104:ARG:HG3	2:B:77:ALA:O	13	1.78
(1,37)	1:A:104:ARG:HG3	2:B:78:GLY:C	13	1.78
(1,37)	1:A:104:ARG:HG3	2:B:78:GLY:CA	13	1.78
(1,37)	1:A:104:ARG:HG3	2:B:78:GLY:H	13	1.78
(1,37)	1:A:104:ARG:HG3	2:B:78:GLY:HA2	13	1.78
(1,37)	1:A:104:ARG:HG3	2:B:78:GLY:HA3	13	1.78
(1,37)	1:A:104:ARG:HG3	2:B:78:GLY:N	13	1.78
(1,37)	1:A:104:ARG:HG3	2:B:78:GLY:O	13	1.78
(1,37)	1:A:104:ARG:HG3	2:B:79:LYS:C	13	1.78
(1,37)	1:A:104:ARG:HG3	2:B:79:LYS:CA	13	1.78
(1,37)	1:A:104:ARG:HG3	2:B:79:LYS:CB	13	1.78
(1,37)	1:A:104:ARG:HG3	2:B:79:LYS:CD	13	1.78
(1,37)	1:A:104:ARG:HG3	2:B:79:LYS:CE	13	1.78
(1,37)	1:A:104:ARG:HG3	2:B:79:LYS:CG	13	1.78
(1,37)	1:A:104:ARG:HG3	2:B:79:LYS:H	13	1.78
(1,37)	1:A:104:ARG:HG3	2:B:79:LYS:HA	13	1.78
(1,37)	1:A:104:ARG:HG3	2:B:79:LYS:HB2	13	1.78
(1,37)	1:A:104:ARG:HG3	2:B:79:LYS:HB3	13	1.78
(1,37)	1:A:104:ARG:HG3	2:B:79:LYS:HD2	13	1.78
(1,37)	1:A:104:ARG:HG3	2:B:79:LYS:HD3	13	1.78
(1,37)	1:A:104:ARG:HG3	2:B:79:LYS:HE2	13	1.78
(1,37)	1:A:104:ARG:HG3	2:B:79:LYS:HE3	13	1.78
(1,37)	1:A:104:ARG:HG3	2:B:79:LYS:HG2	13	1.78
(1,37)	1:A:104:ARG:HG3	2:B:79:LYS:HG3	13	1.78
(1,37)	1:A:104:ARG:HG3	2:B:79:LYS:HZ1	13	1.78
(1,37)	1:A:104:ARG:HG3	2:B:79:LYS:HZ2	13	1.78
(1,37)	1:A:104:ARG:HG3	2:B:79:LYS:HZ3	13	1.78
(1,37)	1:A:104:ARG:HG3	2:B:79:LYS:N	13	1.78
(1,37)	1:A:104:ARG:HG3	2:B:79:LYS:NZ	13	1.78
(1,37)	1:A:104:ARG:HG3	2:B:79:LYS:O	13	1.78
(1,37)	1:A:104:ARG:HG3	2:B:80:ILE:C	13	1.78
(1,37)	1:A:104:ARG:HG3	2:B:80:ILE:CA	13	1.78
(1,37)	1:A:104:ARG:HG3	2:B:80:ILE:CB	13	1.78
(1,37)	1:A:104:ARG:HG3	2:B:80:ILE:CD1	13	1.78
(1,37)	1:A:104:ARG:HG3	2:B:80:ILE:CG1	13	1.78
(1,37)	1:A:104:ARG:HG3	2:B:80:ILE:CG2	13	1.78
(1,37)	1:A:104:ARG:HG3	2:B:80:ILE:H	13	1.78
(1,37)	1:A:104:ARG:HG3	2:B:80:ILE:HA	13	1.78
(1,37)	1:A:104:ARG:HG3	2:B:80:ILE:HB	13	1.78
(1,37)	1:A:104:ARG:HG3	2:B:80:ILE:HD11	13	1.78

*Continued on next page...*

*Continued from previous page...*

Key	Atom-1	Atom-2	Model ID	Violation (Å)
(1,37)	1:A:104:ARG:HG3	2:B:80:ILE:HD12	13	1.78
(1,37)	1:A:104:ARG:HG3	2:B:80:ILE:HD13	13	1.78
(1,37)	1:A:104:ARG:HG3	2:B:80:ILE:HG12	13	1.78
(1,37)	1:A:104:ARG:HG3	2:B:80:ILE:HG13	13	1.78
(1,37)	1:A:104:ARG:HG3	2:B:80:ILE:HG21	13	1.78
(1,37)	1:A:104:ARG:HG3	2:B:80:ILE:HG22	13	1.78
(1,37)	1:A:104:ARG:HG3	2:B:80:ILE:HG23	13	1.78
(1,37)	1:A:104:ARG:HG3	2:B:80:ILE:N	13	1.78
(1,37)	1:A:104:ARG:HG3	2:B:80:ILE:O	13	1.78
(1,37)	1:A:104:ARG:HG3	2:B:84:GLN:C	13	1.78
(1,37)	1:A:104:ARG:HG3	2:B:84:GLN:CA	13	1.78
(1,37)	1:A:104:ARG:HG3	2:B:84:GLN:CB	13	1.78
(1,37)	1:A:104:ARG:HG3	2:B:84:GLN:CD	13	1.78
(1,37)	1:A:104:ARG:HG3	2:B:84:GLN:CG	13	1.78
(1,37)	1:A:104:ARG:HG3	2:B:84:GLN:H	13	1.78
(1,37)	1:A:104:ARG:HG3	2:B:84:GLN:HA	13	1.78
(1,37)	1:A:104:ARG:HG3	2:B:84:GLN:HB2	13	1.78
(1,37)	1:A:104:ARG:HG3	2:B:84:GLN:HB3	13	1.78
(1,37)	1:A:104:ARG:HG3	2:B:84:GLN:HE21	13	1.78
(1,37)	1:A:104:ARG:HG3	2:B:84:GLN:HE22	13	1.78
(1,37)	1:A:104:ARG:HG3	2:B:84:GLN:HG2	13	1.78
(1,37)	1:A:104:ARG:HG3	2:B:84:GLN:HG3	13	1.78
(1,37)	1:A:104:ARG:HG3	2:B:84:GLN:N	13	1.78
(1,37)	1:A:104:ARG:HG3	2:B:84:GLN:NE2	13	1.78
(1,37)	1:A:104:ARG:HG3	2:B:84:GLN:O	13	1.78
(1,37)	1:A:104:ARG:HG3	2:B:84:GLN:OE1	13	1.78
(1,37)	1:A:104:ARG:HG3	2:B:97:THR:C	13	1.78
(1,37)	1:A:104:ARG:HG3	2:B:97:THR:CA	13	1.78
(1,37)	1:A:104:ARG:HG3	2:B:97:THR:CB	13	1.78
(1,37)	1:A:104:ARG:HG3	2:B:97:THR:CG2	13	1.78
(1,37)	1:A:104:ARG:HG3	2:B:97:THR:H	13	1.78
(1,37)	1:A:104:ARG:HG3	2:B:97:THR:HA	13	1.78
(1,37)	1:A:104:ARG:HG3	2:B:97:THR:HB	13	1.78
(1,37)	1:A:104:ARG:HG3	2:B:97:THR:HG1	13	1.78
(1,37)	1:A:104:ARG:HG3	2:B:97:THR:HG21	13	1.78
(1,37)	1:A:104:ARG:HG3	2:B:97:THR:HG22	13	1.78
(1,37)	1:A:104:ARG:HG3	2:B:97:THR:HG23	13	1.78
(1,37)	1:A:104:ARG:HG3	2:B:97:THR:N	13	1.78
(1,37)	1:A:104:ARG:HG3	2:B:97:THR:O	13	1.78
(1,37)	1:A:104:ARG:HG3	2:B:97:THR:OG1	13	1.78
(1,37)	1:A:104:ARG:HG3	2:B:99:HIS:C	13	1.78
(1,37)	1:A:104:ARG:HG3	2:B:99:HIS:CA	13	1.78

*Continued on next page...*

*Continued from previous page...*

Key	Atom-1	Atom-2	Model ID	Violation (Å)
(1,37)	1:A:104:ARG:HG3	2:B:99:HIS:CB	13	1.78
(1,37)	1:A:104:ARG:HG3	2:B:99:HIS:CD2	13	1.78
(1,37)	1:A:104:ARG:HG3	2:B:99:HIS:CE1	13	1.78
(1,37)	1:A:104:ARG:HG3	2:B:99:HIS:CG	13	1.78
(1,37)	1:A:104:ARG:HG3	2:B:99:HIS:H	13	1.78
(1,37)	1:A:104:ARG:HG3	2:B:99:HIS:HA	13	1.78
(1,37)	1:A:104:ARG:HG3	2:B:99:HIS:HB2	13	1.78
(1,37)	1:A:104:ARG:HG3	2:B:99:HIS:HB3	13	1.78
(1,37)	1:A:104:ARG:HG3	2:B:99:HIS:HD1	13	1.78
(1,37)	1:A:104:ARG:HG3	2:B:99:HIS:HD2	13	1.78
(1,37)	1:A:104:ARG:HG3	2:B:99:HIS:HE1	13	1.78
(1,37)	1:A:104:ARG:HG3	2:B:99:HIS:HE2	13	1.78
(1,37)	1:A:104:ARG:HG3	2:B:99:HIS:N	13	1.78
(1,37)	1:A:104:ARG:HG3	2:B:99:HIS:ND1	13	1.78
(1,37)	1:A:104:ARG:HG3	2:B:99:HIS:NE2	13	1.78
(1,37)	1:A:104:ARG:HG3	2:B:99:HIS:O	13	1.78
(1,37)	1:A:104:ARG:HG3	2:B:101:VAL:C	13	1.78
(1,37)	1:A:104:ARG:HG3	2:B:101:VAL:CA	13	1.78
(1,37)	1:A:104:ARG:HG3	2:B:101:VAL:CB	13	1.78
(1,37)	1:A:104:ARG:HG3	2:B:101:VAL:CG1	13	1.78
(1,37)	1:A:104:ARG:HG3	2:B:101:VAL:CG2	13	1.78
(1,37)	1:A:104:ARG:HG3	2:B:101:VAL:H	13	1.78
(1,37)	1:A:104:ARG:HG3	2:B:101:VAL:HA	13	1.78
(1,37)	1:A:104:ARG:HG3	2:B:101:VAL:HB	13	1.78
(1,37)	1:A:104:ARG:HG3	2:B:101:VAL:HG11	13	1.78
(1,37)	1:A:104:ARG:HG3	2:B:101:VAL:HG12	13	1.78
(1,37)	1:A:104:ARG:HG3	2:B:101:VAL:HG13	13	1.78
(1,37)	1:A:104:ARG:HG3	2:B:101:VAL:HG21	13	1.78
(1,37)	1:A:104:ARG:HG3	2:B:101:VAL:HG22	13	1.78
(1,37)	1:A:104:ARG:HG3	2:B:101:VAL:HG23	13	1.78
(1,37)	1:A:104:ARG:HG3	2:B:101:VAL:N	13	1.78
(1,37)	1:A:104:ARG:HG3	2:B:101:VAL:O	13	1.78
(1,37)	1:A:104:ARG:HH11	2:B:75:ILE:C	13	1.78
(1,37)	1:A:104:ARG:HH11	2:B:75:ILE:CA	13	1.78
(1,37)	1:A:104:ARG:HH11	2:B:75:ILE:CB	13	1.78
(1,37)	1:A:104:ARG:HH11	2:B:75:ILE:CD1	13	1.78
(1,37)	1:A:104:ARG:HH11	2:B:75:ILE:CG1	13	1.78
(1,37)	1:A:104:ARG:HH11	2:B:75:ILE:CG2	13	1.78
(1,37)	1:A:104:ARG:HH11	2:B:75:ILE:H	13	1.78
(1,37)	1:A:104:ARG:HH11	2:B:75:ILE:HA	13	1.78
(1,37)	1:A:104:ARG:HH11	2:B:75:ILE:HB	13	1.78
(1,37)	1:A:104:ARG:HH11	2:B:75:ILE:HD11	13	1.78

*Continued on next page...*

*Continued from previous page...*

Key	Atom-1	Atom-2	Model ID	Violation (Å)
(1,37)	1:A:104:ARG:HH11	2:B:75:ILE:HD12	13	1.78
(1,37)	1:A:104:ARG:HH11	2:B:75:ILE:HD13	13	1.78
(1,37)	1:A:104:ARG:HH11	2:B:75:ILE:HG12	13	1.78
(1,37)	1:A:104:ARG:HH11	2:B:75:ILE:HG13	13	1.78
(1,37)	1:A:104:ARG:HH11	2:B:75:ILE:HG21	13	1.78
(1,37)	1:A:104:ARG:HH11	2:B:75:ILE:HG22	13	1.78
(1,37)	1:A:104:ARG:HH11	2:B:75:ILE:HG23	13	1.78
(1,37)	1:A:104:ARG:HH11	2:B:75:ILE:N	13	1.78
(1,37)	1:A:104:ARG:HH11	2:B:75:ILE:O	13	1.78
(1,37)	1:A:104:ARG:HH11	2:B:77:ALA:C	13	1.78
(1,37)	1:A:104:ARG:HH11	2:B:77:ALA:CA	13	1.78
(1,37)	1:A:104:ARG:HH11	2:B:77:ALA:CB	13	1.78
(1,37)	1:A:104:ARG:HH11	2:B:77:ALA:H	13	1.78
(1,37)	1:A:104:ARG:HH11	2:B:77:ALA:HA	13	1.78
(1,37)	1:A:104:ARG:HH11	2:B:77:ALA:HB1	13	1.78
(1,37)	1:A:104:ARG:HH11	2:B:77:ALA:HB2	13	1.78
(1,37)	1:A:104:ARG:HH11	2:B:77:ALA:HB3	13	1.78
(1,37)	1:A:104:ARG:HH11	2:B:77:ALA:N	13	1.78
(1,37)	1:A:104:ARG:HH11	2:B:77:ALA:O	13	1.78
(1,37)	1:A:104:ARG:HH11	2:B:78:GLY:C	13	1.78
(1,37)	1:A:104:ARG:HH11	2:B:78:GLY:CA	13	1.78
(1,37)	1:A:104:ARG:HH11	2:B:78:GLY:H	13	1.78
(1,37)	1:A:104:ARG:HH11	2:B:78:GLY:HA2	13	1.78
(1,37)	1:A:104:ARG:HH11	2:B:78:GLY:HA3	13	1.78
(1,37)	1:A:104:ARG:HH11	2:B:78:GLY:N	13	1.78
(1,37)	1:A:104:ARG:HH11	2:B:78:GLY:O	13	1.78
(1,37)	1:A:104:ARG:HH11	2:B:79:LYS:C	13	1.78
(1,37)	1:A:104:ARG:HH11	2:B:79:LYS:CA	13	1.78
(1,37)	1:A:104:ARG:HH11	2:B:79:LYS:CB	13	1.78
(1,37)	1:A:104:ARG:HH11	2:B:79:LYS:CD	13	1.78
(1,37)	1:A:104:ARG:HH11	2:B:79:LYS:CE	13	1.78
(1,37)	1:A:104:ARG:HH11	2:B:79:LYS:CG	13	1.78
(1,37)	1:A:104:ARG:HH11	2:B:79:LYS:H	13	1.78
(1,37)	1:A:104:ARG:HH11	2:B:79:LYS:HA	13	1.78
(1,37)	1:A:104:ARG:HH11	2:B:79:LYS:HB2	13	1.78
(1,37)	1:A:104:ARG:HH11	2:B:79:LYS:HB3	13	1.78
(1,37)	1:A:104:ARG:HH11	2:B:79:LYS:HD2	13	1.78
(1,37)	1:A:104:ARG:HH11	2:B:79:LYS:HD3	13	1.78
(1,37)	1:A:104:ARG:HH11	2:B:79:LYS:HE2	13	1.78
(1,37)	1:A:104:ARG:HH11	2:B:79:LYS:HE3	13	1.78
(1,37)	1:A:104:ARG:HH11	2:B:79:LYS:HG2	13	1.78
(1,37)	1:A:104:ARG:HH11	2:B:79:LYS:HG3	13	1.78

*Continued on next page...*



*Continued from previous page...*

Key	Atom-1	Atom-2	Model ID	Violation (Å)
(1,37)	1:A:104:ARG:HH11	2:B:79:LYS:HZ1	13	1.78
(1,37)	1:A:104:ARG:HH11	2:B:79:LYS:HZ2	13	1.78
(1,37)	1:A:104:ARG:HH11	2:B:79:LYS:HZ3	13	1.78
(1,37)	1:A:104:ARG:HH11	2:B:79:LYS:N	13	1.78
(1,37)	1:A:104:ARG:HH11	2:B:79:LYS:NZ	13	1.78
(1,37)	1:A:104:ARG:HH11	2:B:79:LYS:O	13	1.78
(1,37)	1:A:104:ARG:HH11	2:B:80:ILE:C	13	1.78
(1,37)	1:A:104:ARG:HH11	2:B:80:ILE:CA	13	1.78
(1,37)	1:A:104:ARG:HH11	2:B:80:ILE:CB	13	1.78
(1,37)	1:A:104:ARG:HH11	2:B:80:ILE:CD1	13	1.78
(1,37)	1:A:104:ARG:HH11	2:B:80:ILE:CG1	13	1.78
(1,37)	1:A:104:ARG:HH11	2:B:80:ILE:CG2	13	1.78
(1,37)	1:A:104:ARG:HH11	2:B:80:ILE:H	13	1.78
(1,37)	1:A:104:ARG:HH11	2:B:80:ILE:HA	13	1.78
(1,37)	1:A:104:ARG:HH11	2:B:80:ILE:HB	13	1.78
(1,37)	1:A:104:ARG:HH11	2:B:80:ILE:HD11	13	1.78
(1,37)	1:A:104:ARG:HH11	2:B:80:ILE:HD12	13	1.78
(1,37)	1:A:104:ARG:HH11	2:B:80:ILE:HD13	13	1.78
(1,37)	1:A:104:ARG:HH11	2:B:80:ILE:HG12	13	1.78
(1,37)	1:A:104:ARG:HH11	2:B:80:ILE:HG13	13	1.78
(1,37)	1:A:104:ARG:HH11	2:B:80:ILE:HG21	13	1.78
(1,37)	1:A:104:ARG:HH11	2:B:80:ILE:HG22	13	1.78
(1,37)	1:A:104:ARG:HH11	2:B:80:ILE:HG23	13	1.78
(1,37)	1:A:104:ARG:HH11	2:B:80:ILE:N	13	1.78
(1,37)	1:A:104:ARG:HH11	2:B:80:ILE:O	13	1.78
(1,37)	1:A:104:ARG:HH11	2:B:84:GLN:C	13	1.78
(1,37)	1:A:104:ARG:HH11	2:B:84:GLN:CA	13	1.78
(1,37)	1:A:104:ARG:HH11	2:B:84:GLN:CB	13	1.78
(1,37)	1:A:104:ARG:HH11	2:B:84:GLN:CD	13	1.78
(1,37)	1:A:104:ARG:HH11	2:B:84:GLN:CG	13	1.78
(1,37)	1:A:104:ARG:HH11	2:B:84:GLN:H	13	1.78
(1,37)	1:A:104:ARG:HH11	2:B:84:GLN:HA	13	1.78
(1,37)	1:A:104:ARG:HH11	2:B:84:GLN:HB2	13	1.78
(1,37)	1:A:104:ARG:HH11	2:B:84:GLN:HB3	13	1.78
(1,37)	1:A:104:ARG:HH11	2:B:84:GLN:HE21	13	1.78
(1,37)	1:A:104:ARG:HH11	2:B:84:GLN:HE22	13	1.78
(1,37)	1:A:104:ARG:HH11	2:B:84:GLN:HG2	13	1.78
(1,37)	1:A:104:ARG:HH11	2:B:84:GLN:HG3	13	1.78
(1,37)	1:A:104:ARG:HH11	2:B:84:GLN:N	13	1.78
(1,37)	1:A:104:ARG:HH11	2:B:84:GLN:NE2	13	1.78
(1,37)	1:A:104:ARG:HH11	2:B:84:GLN:O	13	1.78
(1,37)	1:A:104:ARG:HH11	2:B:84:GLN:OE1	13	1.78

*Continued on next page...*

*Continued from previous page...*

Key	Atom-1	Atom-2	Model ID	Violation (Å)
(1,37)	1:A:104:ARG:HH11	2:B:97:THR:C	13	1.78
(1,37)	1:A:104:ARG:HH11	2:B:97:THR:CA	13	1.78
(1,37)	1:A:104:ARG:HH11	2:B:97:THR:CB	13	1.78
(1,37)	1:A:104:ARG:HH11	2:B:97:THR:CG2	13	1.78
(1,37)	1:A:104:ARG:HH11	2:B:97:THR:H	13	1.78
(1,37)	1:A:104:ARG:HH11	2:B:97:THR:HA	13	1.78
(1,37)	1:A:104:ARG:HH11	2:B:97:THR:HB	13	1.78
(1,37)	1:A:104:ARG:HH11	2:B:97:THR:HG1	13	1.78
(1,37)	1:A:104:ARG:HH11	2:B:97:THR:HG21	13	1.78
(1,37)	1:A:104:ARG:HH11	2:B:97:THR:HG22	13	1.78
(1,37)	1:A:104:ARG:HH11	2:B:97:THR:HG23	13	1.78
(1,37)	1:A:104:ARG:HH11	2:B:97:THR:N	13	1.78
(1,37)	1:A:104:ARG:HH11	2:B:97:THR:O	13	1.78
(1,37)	1:A:104:ARG:HH11	2:B:97:THR:OG1	13	1.78
(1,37)	1:A:104:ARG:HH11	2:B:99:HIS:C	13	1.78
(1,37)	1:A:104:ARG:HH11	2:B:99:HIS:CA	13	1.78
(1,37)	1:A:104:ARG:HH11	2:B:99:HIS:CB	13	1.78
(1,37)	1:A:104:ARG:HH11	2:B:99:HIS:CD2	13	1.78
(1,37)	1:A:104:ARG:HH11	2:B:99:HIS:CE1	13	1.78
(1,37)	1:A:104:ARG:HH11	2:B:99:HIS:CG	13	1.78
(1,37)	1:A:104:ARG:HH11	2:B:99:HIS:H	13	1.78
(1,37)	1:A:104:ARG:HH11	2:B:99:HIS:HA	13	1.78
(1,37)	1:A:104:ARG:HH11	2:B:99:HIS:HB2	13	1.78
(1,37)	1:A:104:ARG:HH11	2:B:99:HIS:HB3	13	1.78
(1,37)	1:A:104:ARG:HH11	2:B:99:HIS:HD1	13	1.78
(1,37)	1:A:104:ARG:HH11	2:B:99:HIS:HD2	13	1.78
(1,37)	1:A:104:ARG:HH11	2:B:99:HIS:HE1	13	1.78
(1,37)	1:A:104:ARG:HH11	2:B:99:HIS:HE2	13	1.78
(1,37)	1:A:104:ARG:HH11	2:B:99:HIS:N	13	1.78
(1,37)	1:A:104:ARG:HH11	2:B:99:HIS:ND1	13	1.78
(1,37)	1:A:104:ARG:HH11	2:B:99:HIS:NE2	13	1.78
(1,37)	1:A:104:ARG:HH11	2:B:99:HIS:O	13	1.78
(1,37)	1:A:104:ARG:HH11	2:B:101:VAL:C	13	1.78
(1,37)	1:A:104:ARG:HH11	2:B:101:VAL:CA	13	1.78
(1,37)	1:A:104:ARG:HH11	2:B:101:VAL:CB	13	1.78
(1,37)	1:A:104:ARG:HH11	2:B:101:VAL:CG1	13	1.78
(1,37)	1:A:104:ARG:HH11	2:B:101:VAL:CG2	13	1.78
(1,37)	1:A:104:ARG:HH11	2:B:101:VAL:H	13	1.78
(1,37)	1:A:104:ARG:HH11	2:B:101:VAL:HA	13	1.78
(1,37)	1:A:104:ARG:HH11	2:B:101:VAL:HB	13	1.78
(1,37)	1:A:104:ARG:HH11	2:B:101:VAL:HG11	13	1.78
(1,37)	1:A:104:ARG:HH11	2:B:101:VAL:HG12	13	1.78

*Continued on next page...*

*Continued from previous page...*

Key	Atom-1	Atom-2	Model ID	Violation (Å)
(1,37)	1:A:104:ARG:HH11	2:B:101:VAL:HG13	13	1.78
(1,37)	1:A:104:ARG:HH11	2:B:101:VAL:HG21	13	1.78
(1,37)	1:A:104:ARG:HH11	2:B:101:VAL:HG22	13	1.78
(1,37)	1:A:104:ARG:HH11	2:B:101:VAL:HG23	13	1.78
(1,37)	1:A:104:ARG:HH11	2:B:101:VAL:N	13	1.78
(1,37)	1:A:104:ARG:HH11	2:B:101:VAL:O	13	1.78
(1,37)	1:A:104:ARG:HH12	2:B:75:ILE:C	13	1.78
(1,37)	1:A:104:ARG:HH12	2:B:75:ILE:CA	13	1.78
(1,37)	1:A:104:ARG:HH12	2:B:75:ILE:CB	13	1.78
(1,37)	1:A:104:ARG:HH12	2:B:75:ILE:CD1	13	1.78
(1,37)	1:A:104:ARG:HH12	2:B:75:ILE:CG1	13	1.78
(1,37)	1:A:104:ARG:HH12	2:B:75:ILE:CG2	13	1.78
(1,37)	1:A:104:ARG:HH12	2:B:75:ILE:H	13	1.78
(1,37)	1:A:104:ARG:HH12	2:B:75:ILE:HA	13	1.78
(1,37)	1:A:104:ARG:HH12	2:B:75:ILE:HB	13	1.78
(1,37)	1:A:104:ARG:HH12	2:B:75:ILE:HD11	13	1.78
(1,37)	1:A:104:ARG:HH12	2:B:75:ILE:HD12	13	1.78
(1,37)	1:A:104:ARG:HH12	2:B:75:ILE:HD13	13	1.78
(1,37)	1:A:104:ARG:HH12	2:B:75:ILE:HG12	13	1.78
(1,37)	1:A:104:ARG:HH12	2:B:75:ILE:HG13	13	1.78
(1,37)	1:A:104:ARG:HH12	2:B:75:ILE:HG21	13	1.78
(1,37)	1:A:104:ARG:HH12	2:B:75:ILE:HG22	13	1.78
(1,37)	1:A:104:ARG:HH12	2:B:75:ILE:HG23	13	1.78
(1,37)	1:A:104:ARG:HH12	2:B:75:ILE:N	13	1.78
(1,37)	1:A:104:ARG:HH12	2:B:75:ILE:O	13	1.78
(1,37)	1:A:104:ARG:HH12	2:B:77:ALA:C	13	1.78
(1,37)	1:A:104:ARG:HH12	2:B:77:ALA:CA	13	1.78
(1,37)	1:A:104:ARG:HH12	2:B:77:ALA:CB	13	1.78
(1,37)	1:A:104:ARG:HH12	2:B:77:ALA:H	13	1.78
(1,37)	1:A:104:ARG:HH12	2:B:77:ALA:HA	13	1.78
(1,37)	1:A:104:ARG:HH12	2:B:77:ALA:HB1	13	1.78
(1,37)	1:A:104:ARG:HH12	2:B:77:ALA:HB2	13	1.78
(1,37)	1:A:104:ARG:HH12	2:B:77:ALA:HB3	13	1.78
(1,37)	1:A:104:ARG:HH12	2:B:77:ALA:N	13	1.78
(1,37)	1:A:104:ARG:HH12	2:B:77:ALA:O	13	1.78
(1,37)	1:A:104:ARG:HH12	2:B:78:GLY:C	13	1.78
(1,37)	1:A:104:ARG:HH12	2:B:78:GLY:CA	13	1.78
(1,37)	1:A:104:ARG:HH12	2:B:78:GLY:H	13	1.78
(1,37)	1:A:104:ARG:HH12	2:B:78:GLY:HA2	13	1.78
(1,37)	1:A:104:ARG:HH12	2:B:78:GLY:HA3	13	1.78
(1,37)	1:A:104:ARG:HH12	2:B:78:GLY:N	13	1.78
(1,37)	1:A:104:ARG:HH12	2:B:78:GLY:O	13	1.78

*Continued on next page...*

*Continued from previous page...*

Key	Atom-1	Atom-2	Model ID	Violation (Å)
(1,37)	1:A:104:ARG:HH12	2:B:79:LYS:C	13	1.78
(1,37)	1:A:104:ARG:HH12	2:B:79:LYS:CA	13	1.78
(1,37)	1:A:104:ARG:HH12	2:B:79:LYS:CB	13	1.78
(1,37)	1:A:104:ARG:HH12	2:B:79:LYS:CD	13	1.78
(1,37)	1:A:104:ARG:HH12	2:B:79:LYS:CE	13	1.78
(1,37)	1:A:104:ARG:HH12	2:B:79:LYS:CG	13	1.78
(1,37)	1:A:104:ARG:HH12	2:B:79:LYS:H	13	1.78
(1,37)	1:A:104:ARG:HH12	2:B:79:LYS:HA	13	1.78
(1,37)	1:A:104:ARG:HH12	2:B:79:LYS:HB2	13	1.78
(1,37)	1:A:104:ARG:HH12	2:B:79:LYS:HB3	13	1.78
(1,37)	1:A:104:ARG:HH12	2:B:79:LYS:HD2	13	1.78
(1,37)	1:A:104:ARG:HH12	2:B:79:LYS:HD3	13	1.78
(1,37)	1:A:104:ARG:HH12	2:B:79:LYS:HE2	13	1.78
(1,37)	1:A:104:ARG:HH12	2:B:79:LYS:HE3	13	1.78
(1,37)	1:A:104:ARG:HH12	2:B:79:LYS:HG2	13	1.78
(1,37)	1:A:104:ARG:HH12	2:B:79:LYS:HG3	13	1.78
(1,37)	1:A:104:ARG:HH12	2:B:79:LYS:HZ1	13	1.78
(1,37)	1:A:104:ARG:HH12	2:B:79:LYS:HZ2	13	1.78
(1,37)	1:A:104:ARG:HH12	2:B:79:LYS:HZ3	13	1.78
(1,37)	1:A:104:ARG:HH12	2:B:79:LYS:N	13	1.78
(1,37)	1:A:104:ARG:HH12	2:B:79:LYS:NZ	13	1.78
(1,37)	1:A:104:ARG:HH12	2:B:79:LYS:O	13	1.78
(1,37)	1:A:104:ARG:HH12	2:B:80:ILE:C	13	1.78
(1,37)	1:A:104:ARG:HH12	2:B:80:ILE:CA	13	1.78
(1,37)	1:A:104:ARG:HH12	2:B:80:ILE:CB	13	1.78
(1,37)	1:A:104:ARG:HH12	2:B:80:ILE:CD1	13	1.78
(1,37)	1:A:104:ARG:HH12	2:B:80:ILE:CG1	13	1.78
(1,37)	1:A:104:ARG:HH12	2:B:80:ILE:CG2	13	1.78
(1,37)	1:A:104:ARG:HH12	2:B:80:ILE:H	13	1.78
(1,37)	1:A:104:ARG:HH12	2:B:80:ILE:HA	13	1.78
(1,37)	1:A:104:ARG:HH12	2:B:80:ILE:HB	13	1.78
(1,37)	1:A:104:ARG:HH12	2:B:80:ILE:HD11	13	1.78
(1,37)	1:A:104:ARG:HH12	2:B:80:ILE:HD12	13	1.78
(1,37)	1:A:104:ARG:HH12	2:B:80:ILE:HD13	13	1.78
(1,37)	1:A:104:ARG:HH12	2:B:80:ILE:HG12	13	1.78
(1,37)	1:A:104:ARG:HH12	2:B:80:ILE:HG13	13	1.78
(1,37)	1:A:104:ARG:HH12	2:B:80:ILE:HG21	13	1.78
(1,37)	1:A:104:ARG:HH12	2:B:80:ILE:HG22	13	1.78
(1,37)	1:A:104:ARG:HH12	2:B:80:ILE:HG23	13	1.78
(1,37)	1:A:104:ARG:HH12	2:B:80:ILE:N	13	1.78
(1,37)	1:A:104:ARG:HH12	2:B:80:ILE:O	13	1.78
(1,37)	1:A:104:ARG:HH12	2:B:84:GLN:C	13	1.78

*Continued on next page...*

*Continued from previous page...*

Key	Atom-1	Atom-2	Model ID	Violation (Å)
(1,37)	1:A:104:ARG:HH12	2:B:84:GLN:CA	13	1.78
(1,37)	1:A:104:ARG:HH12	2:B:84:GLN:CB	13	1.78
(1,37)	1:A:104:ARG:HH12	2:B:84:GLN:CD	13	1.78
(1,37)	1:A:104:ARG:HH12	2:B:84:GLN:CG	13	1.78
(1,37)	1:A:104:ARG:HH12	2:B:84:GLN:H	13	1.78
(1,37)	1:A:104:ARG:HH12	2:B:84:GLN:HA	13	1.78
(1,37)	1:A:104:ARG:HH12	2:B:84:GLN:HB2	13	1.78
(1,37)	1:A:104:ARG:HH12	2:B:84:GLN:HB3	13	1.78
(1,37)	1:A:104:ARG:HH12	2:B:84:GLN:HE21	13	1.78
(1,37)	1:A:104:ARG:HH12	2:B:84:GLN:HE22	13	1.78
(1,37)	1:A:104:ARG:HH12	2:B:84:GLN:HG2	13	1.78
(1,37)	1:A:104:ARG:HH12	2:B:84:GLN:HG3	13	1.78
(1,37)	1:A:104:ARG:HH12	2:B:84:GLN:N	13	1.78
(1,37)	1:A:104:ARG:HH12	2:B:84:GLN:NE2	13	1.78
(1,37)	1:A:104:ARG:HH12	2:B:84:GLN:O	13	1.78
(1,37)	1:A:104:ARG:HH12	2:B:84:GLN:OE1	13	1.78
(1,37)	1:A:104:ARG:HH12	2:B:97:THR:C	13	1.78
(1,37)	1:A:104:ARG:HH12	2:B:97:THR:CA	13	1.78
(1,37)	1:A:104:ARG:HH12	2:B:97:THR:CB	13	1.78
(1,37)	1:A:104:ARG:HH12	2:B:97:THR:CG2	13	1.78
(1,37)	1:A:104:ARG:HH12	2:B:97:THR:H	13	1.78
(1,37)	1:A:104:ARG:HH12	2:B:97:THR:HA	13	1.78
(1,37)	1:A:104:ARG:HH12	2:B:97:THR:HB	13	1.78
(1,37)	1:A:104:ARG:HH12	2:B:97:THR:HG1	13	1.78
(1,37)	1:A:104:ARG:HH12	2:B:97:THR:HG21	13	1.78
(1,37)	1:A:104:ARG:HH12	2:B:97:THR:HG22	13	1.78
(1,37)	1:A:104:ARG:HH12	2:B:97:THR:HG23	13	1.78
(1,37)	1:A:104:ARG:HH12	2:B:97:THR:N	13	1.78
(1,37)	1:A:104:ARG:HH12	2:B:97:THR:O	13	1.78
(1,37)	1:A:104:ARG:HH12	2:B:97:THR:OG1	13	1.78
(1,37)	1:A:104:ARG:HH12	2:B:99:HIS:C	13	1.78
(1,37)	1:A:104:ARG:HH12	2:B:99:HIS:CA	13	1.78
(1,37)	1:A:104:ARG:HH12	2:B:99:HIS:CB	13	1.78
(1,37)	1:A:104:ARG:HH12	2:B:99:HIS:CD2	13	1.78
(1,37)	1:A:104:ARG:HH12	2:B:99:HIS:CE1	13	1.78
(1,37)	1:A:104:ARG:HH12	2:B:99:HIS:CG	13	1.78
(1,37)	1:A:104:ARG:HH12	2:B:99:HIS:H	13	1.78
(1,37)	1:A:104:ARG:HH12	2:B:99:HIS:HA	13	1.78
(1,37)	1:A:104:ARG:HH12	2:B:99:HIS:HB2	13	1.78
(1,37)	1:A:104:ARG:HH12	2:B:99:HIS:HB3	13	1.78
(1,37)	1:A:104:ARG:HH12	2:B:99:HIS:HD1	13	1.78
(1,37)	1:A:104:ARG:HH12	2:B:99:HIS:HD2	13	1.78

*Continued on next page...*

*Continued from previous page...*

Key	Atom-1	Atom-2	Model ID	Violation (Å)
(1,37)	1:A:104:ARG:HH12	2:B:99:HIS:HE1	13	1.78
(1,37)	1:A:104:ARG:HH12	2:B:99:HIS:HE2	13	1.78
(1,37)	1:A:104:ARG:HH12	2:B:99:HIS:N	13	1.78
(1,37)	1:A:104:ARG:HH12	2:B:99:HIS:ND1	13	1.78
(1,37)	1:A:104:ARG:HH12	2:B:99:HIS:NE2	13	1.78
(1,37)	1:A:104:ARG:HH12	2:B:99:HIS:O	13	1.78
(1,37)	1:A:104:ARG:HH12	2:B:101:VAL:C	13	1.78
(1,37)	1:A:104:ARG:HH12	2:B:101:VAL:CA	13	1.78
(1,37)	1:A:104:ARG:HH12	2:B:101:VAL:CB	13	1.78
(1,37)	1:A:104:ARG:HH12	2:B:101:VAL:CG1	13	1.78
(1,37)	1:A:104:ARG:HH12	2:B:101:VAL:CG2	13	1.78
(1,37)	1:A:104:ARG:HH12	2:B:101:VAL:H	13	1.78
(1,37)	1:A:104:ARG:HH12	2:B:101:VAL:HA	13	1.78
(1,37)	1:A:104:ARG:HH12	2:B:101:VAL:HB	13	1.78
(1,37)	1:A:104:ARG:HH12	2:B:101:VAL:HG11	13	1.78
(1,37)	1:A:104:ARG:HH12	2:B:101:VAL:HG12	13	1.78
(1,37)	1:A:104:ARG:HH12	2:B:101:VAL:HG13	13	1.78
(1,37)	1:A:104:ARG:HH12	2:B:101:VAL:HG21	13	1.78
(1,37)	1:A:104:ARG:HH12	2:B:101:VAL:HG22	13	1.78
(1,37)	1:A:104:ARG:HH12	2:B:101:VAL:HG23	13	1.78
(1,37)	1:A:104:ARG:HH12	2:B:101:VAL:N	13	1.78
(1,37)	1:A:104:ARG:HH12	2:B:101:VAL:O	13	1.78
(1,37)	1:A:104:ARG:HH21	2:B:75:ILE:C	13	1.78
(1,37)	1:A:104:ARG:HH21	2:B:75:ILE:CA	13	1.78
(1,37)	1:A:104:ARG:HH21	2:B:75:ILE:CB	13	1.78
(1,37)	1:A:104:ARG:HH21	2:B:75:ILE:CD1	13	1.78
(1,37)	1:A:104:ARG:HH21	2:B:75:ILE:CG1	13	1.78
(1,37)	1:A:104:ARG:HH21	2:B:75:ILE:CG2	13	1.78
(1,37)	1:A:104:ARG:HH21	2:B:75:ILE:H	13	1.78
(1,37)	1:A:104:ARG:HH21	2:B:75:ILE:HA	13	1.78
(1,37)	1:A:104:ARG:HH21	2:B:75:ILE:HB	13	1.78
(1,37)	1:A:104:ARG:HH21	2:B:75:ILE:HD11	13	1.78
(1,37)	1:A:104:ARG:HH21	2:B:75:ILE:HD12	13	1.78
(1,37)	1:A:104:ARG:HH21	2:B:75:ILE:HD13	13	1.78
(1,37)	1:A:104:ARG:HH21	2:B:75:ILE:HG12	13	1.78
(1,37)	1:A:104:ARG:HH21	2:B:75:ILE:HG13	13	1.78
(1,37)	1:A:104:ARG:HH21	2:B:75:ILE:HG21	13	1.78
(1,37)	1:A:104:ARG:HH21	2:B:75:ILE:HG22	13	1.78
(1,37)	1:A:104:ARG:HH21	2:B:75:ILE:HG23	13	1.78
(1,37)	1:A:104:ARG:HH21	2:B:75:ILE:N	13	1.78
(1,37)	1:A:104:ARG:HH21	2:B:75:ILE:O	13	1.78
(1,37)	1:A:104:ARG:HH21	2:B:77:ALA:C	13	1.78

*Continued on next page...*

*Continued from previous page...*

Key	Atom-1	Atom-2	Model ID	Violation (Å)
(1,37)	1:A:104:ARG:HH21	2:B:77:ALA:CA	13	1.78
(1,37)	1:A:104:ARG:HH21	2:B:77:ALA:CB	13	1.78
(1,37)	1:A:104:ARG:HH21	2:B:77:ALA:H	13	1.78
(1,37)	1:A:104:ARG:HH21	2:B:77:ALA:HA	13	1.78
(1,37)	1:A:104:ARG:HH21	2:B:77:ALA:HB1	13	1.78
(1,37)	1:A:104:ARG:HH21	2:B:77:ALA:HB2	13	1.78
(1,37)	1:A:104:ARG:HH21	2:B:77:ALA:HB3	13	1.78
(1,37)	1:A:104:ARG:HH21	2:B:77:ALA:N	13	1.78
(1,37)	1:A:104:ARG:HH21	2:B:77:ALA:O	13	1.78
(1,37)	1:A:104:ARG:HH21	2:B:78:GLY:C	13	1.78
(1,37)	1:A:104:ARG:HH21	2:B:78:GLY:CA	13	1.78
(1,37)	1:A:104:ARG:HH21	2:B:78:GLY:H	13	1.78
(1,37)	1:A:104:ARG:HH21	2:B:78:GLY:HA2	13	1.78
(1,37)	1:A:104:ARG:HH21	2:B:78:GLY:HA3	13	1.78
(1,37)	1:A:104:ARG:HH21	2:B:78:GLY:N	13	1.78
(1,37)	1:A:104:ARG:HH21	2:B:78:GLY:O	13	1.78
(1,37)	1:A:104:ARG:HH21	2:B:79:LYS:C	13	1.78
(1,37)	1:A:104:ARG:HH21	2:B:79:LYS:CA	13	1.78
(1,37)	1:A:104:ARG:HH21	2:B:79:LYS:CB	13	1.78
(1,37)	1:A:104:ARG:HH21	2:B:79:LYS:CD	13	1.78
(1,37)	1:A:104:ARG:HH21	2:B:79:LYS:CE	13	1.78
(1,37)	1:A:104:ARG:HH21	2:B:79:LYS:CG	13	1.78
(1,37)	1:A:104:ARG:HH21	2:B:79:LYS:H	13	1.78
(1,37)	1:A:104:ARG:HH21	2:B:79:LYS:HA	13	1.78
(1,37)	1:A:104:ARG:HH21	2:B:79:LYS:HB2	13	1.78
(1,37)	1:A:104:ARG:HH21	2:B:79:LYS:HB3	13	1.78
(1,37)	1:A:104:ARG:HH21	2:B:79:LYS:HD2	13	1.78
(1,37)	1:A:104:ARG:HH21	2:B:79:LYS:HD3	13	1.78
(1,37)	1:A:104:ARG:HH21	2:B:79:LYS:HE2	13	1.78
(1,37)	1:A:104:ARG:HH21	2:B:79:LYS:HE3	13	1.78
(1,37)	1:A:104:ARG:HH21	2:B:79:LYS:HG2	13	1.78
(1,37)	1:A:104:ARG:HH21	2:B:79:LYS:HG3	13	1.78
(1,37)	1:A:104:ARG:HH21	2:B:79:LYS:HZ1	13	1.78
(1,37)	1:A:104:ARG:HH21	2:B:79:LYS:HZ2	13	1.78
(1,37)	1:A:104:ARG:HH21	2:B:79:LYS:HZ3	13	1.78
(1,37)	1:A:104:ARG:HH21	2:B:79:LYS:N	13	1.78
(1,37)	1:A:104:ARG:HH21	2:B:79:LYS:NZ	13	1.78
(1,37)	1:A:104:ARG:HH21	2:B:79:LYS:O	13	1.78
(1,37)	1:A:104:ARG:HH21	2:B:80:ILE:C	13	1.78
(1,37)	1:A:104:ARG:HH21	2:B:80:ILE:CA	13	1.78
(1,37)	1:A:104:ARG:HH21	2:B:80:ILE:CB	13	1.78
(1,37)	1:A:104:ARG:HH21	2:B:80:ILE:CD1	13	1.78

*Continued on next page...*

*Continued from previous page...*

Key	Atom-1	Atom-2	Model ID	Violation (Å)
(1,37)	1:A:104:ARG:HH21	2:B:80:ILE:CG1	13	1.78
(1,37)	1:A:104:ARG:HH21	2:B:80:ILE:CG2	13	1.78
(1,37)	1:A:104:ARG:HH21	2:B:80:ILE:H	13	1.78
(1,37)	1:A:104:ARG:HH21	2:B:80:ILE:HA	13	1.78
(1,37)	1:A:104:ARG:HH21	2:B:80:ILE:HB	13	1.78
(1,37)	1:A:104:ARG:HH21	2:B:80:ILE:HD11	13	1.78
(1,37)	1:A:104:ARG:HH21	2:B:80:ILE:HD12	13	1.78
(1,37)	1:A:104:ARG:HH21	2:B:80:ILE:HD13	13	1.78
(1,37)	1:A:104:ARG:HH21	2:B:80:ILE:HG12	13	1.78
(1,37)	1:A:104:ARG:HH21	2:B:80:ILE:HG13	13	1.78
(1,37)	1:A:104:ARG:HH21	2:B:80:ILE:HG21	13	1.78
(1,37)	1:A:104:ARG:HH21	2:B:80:ILE:HG22	13	1.78
(1,37)	1:A:104:ARG:HH21	2:B:80:ILE:HG23	13	1.78
(1,37)	1:A:104:ARG:HH21	2:B:80:ILE:N	13	1.78
(1,37)	1:A:104:ARG:HH21	2:B:80:ILE:O	13	1.78
(1,37)	1:A:104:ARG:HH21	2:B:84:GLN:C	13	1.78
(1,37)	1:A:104:ARG:HH21	2:B:84:GLN:CA	13	1.78
(1,37)	1:A:104:ARG:HH21	2:B:84:GLN:CB	13	1.78
(1,37)	1:A:104:ARG:HH21	2:B:84:GLN:CD	13	1.78
(1,37)	1:A:104:ARG:HH21	2:B:84:GLN:CG	13	1.78
(1,37)	1:A:104:ARG:HH21	2:B:84:GLN:H	13	1.78
(1,37)	1:A:104:ARG:HH21	2:B:84:GLN:HA	13	1.78
(1,37)	1:A:104:ARG:HH21	2:B:84:GLN:HB2	13	1.78
(1,37)	1:A:104:ARG:HH21	2:B:84:GLN:HB3	13	1.78
(1,37)	1:A:104:ARG:HH21	2:B:84:GLN:HE21	13	1.78
(1,37)	1:A:104:ARG:HH21	2:B:84:GLN:HE22	13	1.78
(1,37)	1:A:104:ARG:HH21	2:B:84:GLN:HG2	13	1.78
(1,37)	1:A:104:ARG:HH21	2:B:84:GLN:HG3	13	1.78
(1,37)	1:A:104:ARG:HH21	2:B:84:GLN:N	13	1.78
(1,37)	1:A:104:ARG:HH21	2:B:84:GLN:NE2	13	1.78
(1,37)	1:A:104:ARG:HH21	2:B:84:GLN:O	13	1.78
(1,37)	1:A:104:ARG:HH21	2:B:84:GLN:OE1	13	1.78
(1,37)	1:A:104:ARG:HH21	2:B:97:THR:C	13	1.78
(1,37)	1:A:104:ARG:HH21	2:B:97:THR:CA	13	1.78
(1,37)	1:A:104:ARG:HH21	2:B:97:THR:CB	13	1.78
(1,37)	1:A:104:ARG:HH21	2:B:97:THR:CG2	13	1.78
(1,37)	1:A:104:ARG:HH21	2:B:97:THR:H	13	1.78
(1,37)	1:A:104:ARG:HH21	2:B:97:THR:HA	13	1.78
(1,37)	1:A:104:ARG:HH21	2:B:97:THR:HB	13	1.78
(1,37)	1:A:104:ARG:HH21	2:B:97:THR:HG1	13	1.78
(1,37)	1:A:104:ARG:HH21	2:B:97:THR:HG21	13	1.78
(1,37)	1:A:104:ARG:HH21	2:B:97:THR:HG22	13	1.78

*Continued on next page...*



*Continued from previous page...*

Key	Atom-1	Atom-2	Model ID	Violation (Å)
(1,37)	1:A:104:ARG:HH21	2:B:97:THR:HG23	13	1.78
(1,37)	1:A:104:ARG:HH21	2:B:97:THR:N	13	1.78
(1,37)	1:A:104:ARG:HH21	2:B:97:THR:O	13	1.78
(1,37)	1:A:104:ARG:HH21	2:B:97:THR:OG1	13	1.78
(1,37)	1:A:104:ARG:HH21	2:B:99:HIS:C	13	1.78
(1,37)	1:A:104:ARG:HH21	2:B:99:HIS:CA	13	1.78
(1,37)	1:A:104:ARG:HH21	2:B:99:HIS:CB	13	1.78
(1,37)	1:A:104:ARG:HH21	2:B:99:HIS:CD2	13	1.78
(1,37)	1:A:104:ARG:HH21	2:B:99:HIS:CE1	13	1.78
(1,37)	1:A:104:ARG:HH21	2:B:99:HIS:CG	13	1.78
(1,37)	1:A:104:ARG:HH21	2:B:99:HIS:H	13	1.78
(1,37)	1:A:104:ARG:HH21	2:B:99:HIS:HA	13	1.78
(1,37)	1:A:104:ARG:HH21	2:B:99:HIS:HB2	13	1.78
(1,37)	1:A:104:ARG:HH21	2:B:99:HIS:HB3	13	1.78
(1,37)	1:A:104:ARG:HH21	2:B:99:HIS:HD1	13	1.78
(1,37)	1:A:104:ARG:HH21	2:B:99:HIS:HD2	13	1.78
(1,37)	1:A:104:ARG:HH21	2:B:99:HIS:HE1	13	1.78
(1,37)	1:A:104:ARG:HH21	2:B:99:HIS:HE2	13	1.78
(1,37)	1:A:104:ARG:HH21	2:B:99:HIS:N	13	1.78
(1,37)	1:A:104:ARG:HH21	2:B:99:HIS:ND1	13	1.78
(1,37)	1:A:104:ARG:HH21	2:B:99:HIS:NE2	13	1.78
(1,37)	1:A:104:ARG:HH21	2:B:99:HIS:O	13	1.78
(1,37)	1:A:104:ARG:HH21	2:B:101:VAL:C	13	1.78
(1,37)	1:A:104:ARG:HH21	2:B:101:VAL:CA	13	1.78
(1,37)	1:A:104:ARG:HH21	2:B:101:VAL:CB	13	1.78
(1,37)	1:A:104:ARG:HH21	2:B:101:VAL:CG1	13	1.78
(1,37)	1:A:104:ARG:HH21	2:B:101:VAL:CG2	13	1.78
(1,37)	1:A:104:ARG:HH21	2:B:101:VAL:H	13	1.78
(1,37)	1:A:104:ARG:HH21	2:B:101:VAL:HA	13	1.78
(1,37)	1:A:104:ARG:HH21	2:B:101:VAL:HB	13	1.78
(1,37)	1:A:104:ARG:HH21	2:B:101:VAL:HG11	13	1.78
(1,37)	1:A:104:ARG:HH21	2:B:101:VAL:HG12	13	1.78
(1,37)	1:A:104:ARG:HH21	2:B:101:VAL:HG13	13	1.78
(1,37)	1:A:104:ARG:HH21	2:B:101:VAL:HG21	13	1.78
(1,37)	1:A:104:ARG:HH21	2:B:101:VAL:HG22	13	1.78
(1,37)	1:A:104:ARG:HH21	2:B:101:VAL:HG23	13	1.78
(1,37)	1:A:104:ARG:HH21	2:B:101:VAL:N	13	1.78
(1,37)	1:A:104:ARG:HH21	2:B:101:VAL:O	13	1.78
(1,37)	1:A:104:ARG:HH22	2:B:75:ILE:C	13	1.78
(1,37)	1:A:104:ARG:HH22	2:B:75:ILE:CA	13	1.78
(1,37)	1:A:104:ARG:HH22	2:B:75:ILE:CB	13	1.78
(1,37)	1:A:104:ARG:HH22	2:B:75:ILE:CD1	13	1.78

*Continued on next page...*

*Continued from previous page...*

Key	Atom-1	Atom-2	Model ID	Violation (Å)
(1,37)	1:A:104:ARG:HH22	2:B:75:ILE:CG1	13	1.78
(1,37)	1:A:104:ARG:HH22	2:B:75:ILE:CG2	13	1.78
(1,37)	1:A:104:ARG:HH22	2:B:75:ILE:H	13	1.78
(1,37)	1:A:104:ARG:HH22	2:B:75:ILE:HA	13	1.78
(1,37)	1:A:104:ARG:HH22	2:B:75:ILE:HB	13	1.78
(1,37)	1:A:104:ARG:HH22	2:B:75:ILE:HD11	13	1.78
(1,37)	1:A:104:ARG:HH22	2:B:75:ILE:HD12	13	1.78
(1,37)	1:A:104:ARG:HH22	2:B:75:ILE:HD13	13	1.78
(1,37)	1:A:104:ARG:HH22	2:B:75:ILE:HG12	13	1.78
(1,37)	1:A:104:ARG:HH22	2:B:75:ILE:HG13	13	1.78
(1,37)	1:A:104:ARG:HH22	2:B:75:ILE:HG21	13	1.78
(1,37)	1:A:104:ARG:HH22	2:B:75:ILE:HG22	13	1.78
(1,37)	1:A:104:ARG:HH22	2:B:75:ILE:HG23	13	1.78
(1,37)	1:A:104:ARG:HH22	2:B:75:ILE:N	13	1.78
(1,37)	1:A:104:ARG:HH22	2:B:75:ILE:O	13	1.78
(1,37)	1:A:104:ARG:HH22	2:B:77:ALA:C	13	1.78
(1,37)	1:A:104:ARG:HH22	2:B:77:ALA:CA	13	1.78
(1,37)	1:A:104:ARG:HH22	2:B:77:ALA:CB	13	1.78
(1,37)	1:A:104:ARG:HH22	2:B:77:ALA:H	13	1.78
(1,37)	1:A:104:ARG:HH22	2:B:77:ALA:HA	13	1.78
(1,37)	1:A:104:ARG:HH22	2:B:77:ALA:HB1	13	1.78
(1,37)	1:A:104:ARG:HH22	2:B:77:ALA:HB2	13	1.78
(1,37)	1:A:104:ARG:HH22	2:B:77:ALA:HB3	13	1.78
(1,37)	1:A:104:ARG:HH22	2:B:77:ALA:N	13	1.78
(1,37)	1:A:104:ARG:HH22	2:B:77:ALA:O	13	1.78
(1,37)	1:A:104:ARG:HH22	2:B:78:GLY:C	13	1.78
(1,37)	1:A:104:ARG:HH22	2:B:78:GLY:CA	13	1.78
(1,37)	1:A:104:ARG:HH22	2:B:78:GLY:H	13	1.78
(1,37)	1:A:104:ARG:HH22	2:B:78:GLY:HA2	13	1.78
(1,37)	1:A:104:ARG:HH22	2:B:78:GLY:HA3	13	1.78
(1,37)	1:A:104:ARG:HH22	2:B:78:GLY:N	13	1.78
(1,37)	1:A:104:ARG:HH22	2:B:78:GLY:O	13	1.78
(1,37)	1:A:104:ARG:HH22	2:B:79:LYS:C	13	1.78
(1,37)	1:A:104:ARG:HH22	2:B:79:LYS:CA	13	1.78
(1,37)	1:A:104:ARG:HH22	2:B:79:LYS:CB	13	1.78
(1,37)	1:A:104:ARG:HH22	2:B:79:LYS:CD	13	1.78
(1,37)	1:A:104:ARG:HH22	2:B:79:LYS:CE	13	1.78
(1,37)	1:A:104:ARG:HH22	2:B:79:LYS:CG	13	1.78
(1,37)	1:A:104:ARG:HH22	2:B:79:LYS:H	13	1.78
(1,37)	1:A:104:ARG:HH22	2:B:79:LYS:HA	13	1.78
(1,37)	1:A:104:ARG:HH22	2:B:79:LYS:HB2	13	1.78
(1,37)	1:A:104:ARG:HH22	2:B:79:LYS:HB3	13	1.78

*Continued on next page...*

*Continued from previous page...*

Key	Atom-1	Atom-2	Model ID	Violation (Å)
(1,37)	1:A:104:ARG:HH22	2:B:79:LYS:HD2	13	1.78
(1,37)	1:A:104:ARG:HH22	2:B:79:LYS:HD3	13	1.78
(1,37)	1:A:104:ARG:HH22	2:B:79:LYS:HE2	13	1.78
(1,37)	1:A:104:ARG:HH22	2:B:79:LYS:HE3	13	1.78
(1,37)	1:A:104:ARG:HH22	2:B:79:LYS:HG2	13	1.78
(1,37)	1:A:104:ARG:HH22	2:B:79:LYS:HG3	13	1.78
(1,37)	1:A:104:ARG:HH22	2:B:79:LYS:HZ1	13	1.78
(1,37)	1:A:104:ARG:HH22	2:B:79:LYS:HZ2	13	1.78
(1,37)	1:A:104:ARG:HH22	2:B:79:LYS:HZ3	13	1.78
(1,37)	1:A:104:ARG:HH22	2:B:79:LYS:N	13	1.78
(1,37)	1:A:104:ARG:HH22	2:B:79:LYS:NZ	13	1.78
(1,37)	1:A:104:ARG:HH22	2:B:79:LYS:O	13	1.78
(1,37)	1:A:104:ARG:HH22	2:B:80:ILE:C	13	1.78
(1,37)	1:A:104:ARG:HH22	2:B:80:ILE:CA	13	1.78
(1,37)	1:A:104:ARG:HH22	2:B:80:ILE:CB	13	1.78
(1,37)	1:A:104:ARG:HH22	2:B:80:ILE:CD1	13	1.78
(1,37)	1:A:104:ARG:HH22	2:B:80:ILE:CG1	13	1.78
(1,37)	1:A:104:ARG:HH22	2:B:80:ILE:CG2	13	1.78
(1,37)	1:A:104:ARG:HH22	2:B:80:ILE:H	13	1.78
(1,37)	1:A:104:ARG:HH22	2:B:80:ILE:HA	13	1.78
(1,37)	1:A:104:ARG:HH22	2:B:80:ILE:HB	13	1.78
(1,37)	1:A:104:ARG:HH22	2:B:80:ILE:HD11	13	1.78
(1,37)	1:A:104:ARG:HH22	2:B:80:ILE:HD12	13	1.78
(1,37)	1:A:104:ARG:HH22	2:B:80:ILE:HD13	13	1.78
(1,37)	1:A:104:ARG:HH22	2:B:80:ILE:HG12	13	1.78
(1,37)	1:A:104:ARG:HH22	2:B:80:ILE:HG13	13	1.78
(1,37)	1:A:104:ARG:HH22	2:B:80:ILE:HG21	13	1.78
(1,37)	1:A:104:ARG:HH22	2:B:80:ILE:HG22	13	1.78
(1,37)	1:A:104:ARG:HH22	2:B:80:ILE:HG23	13	1.78
(1,37)	1:A:104:ARG:HH22	2:B:80:ILE:N	13	1.78
(1,37)	1:A:104:ARG:HH22	2:B:80:ILE:O	13	1.78
(1,37)	1:A:104:ARG:HH22	2:B:84:GLN:C	13	1.78
(1,37)	1:A:104:ARG:HH22	2:B:84:GLN:CA	13	1.78
(1,37)	1:A:104:ARG:HH22	2:B:84:GLN:CB	13	1.78
(1,37)	1:A:104:ARG:HH22	2:B:84:GLN:CD	13	1.78
(1,37)	1:A:104:ARG:HH22	2:B:84:GLN:CG	13	1.78
(1,37)	1:A:104:ARG:HH22	2:B:84:GLN:H	13	1.78
(1,37)	1:A:104:ARG:HH22	2:B:84:GLN:HA	13	1.78
(1,37)	1:A:104:ARG:HH22	2:B:84:GLN:HB2	13	1.78
(1,37)	1:A:104:ARG:HH22	2:B:84:GLN:HB3	13	1.78
(1,37)	1:A:104:ARG:HH22	2:B:84:GLN:HE21	13	1.78
(1,37)	1:A:104:ARG:HH22	2:B:84:GLN:HE22	13	1.78

*Continued on next page...*

*Continued from previous page...*

Key	Atom-1	Atom-2	Model ID	Violation (Å)
(1,37)	1:A:104:ARG:HH22	2:B:84:GLN:HG2	13	1.78
(1,37)	1:A:104:ARG:HH22	2:B:84:GLN:HG3	13	1.78
(1,37)	1:A:104:ARG:HH22	2:B:84:GLN:N	13	1.78
(1,37)	1:A:104:ARG:HH22	2:B:84:GLN:NE2	13	1.78
(1,37)	1:A:104:ARG:HH22	2:B:84:GLN:O	13	1.78
(1,37)	1:A:104:ARG:HH22	2:B:84:GLN:OE1	13	1.78
(1,37)	1:A:104:ARG:HH22	2:B:97:THR:C	13	1.78
(1,37)	1:A:104:ARG:HH22	2:B:97:THR:CA	13	1.78
(1,37)	1:A:104:ARG:HH22	2:B:97:THR:CB	13	1.78
(1,37)	1:A:104:ARG:HH22	2:B:97:THR:CG2	13	1.78
(1,37)	1:A:104:ARG:HH22	2:B:97:THR:H	13	1.78
(1,37)	1:A:104:ARG:HH22	2:B:97:THR:HA	13	1.78
(1,37)	1:A:104:ARG:HH22	2:B:97:THR:HB	13	1.78
(1,37)	1:A:104:ARG:HH22	2:B:97:THR:HG1	13	1.78
(1,37)	1:A:104:ARG:HH22	2:B:97:THR:HG21	13	1.78
(1,37)	1:A:104:ARG:HH22	2:B:97:THR:HG22	13	1.78
(1,37)	1:A:104:ARG:HH22	2:B:97:THR:HG23	13	1.78
(1,37)	1:A:104:ARG:HH22	2:B:97:THR:N	13	1.78
(1,37)	1:A:104:ARG:HH22	2:B:97:THR:O	13	1.78
(1,37)	1:A:104:ARG:HH22	2:B:97:THR:OG1	13	1.78
(1,37)	1:A:104:ARG:HH22	2:B:99:HIS:C	13	1.78
(1,37)	1:A:104:ARG:HH22	2:B:99:HIS:CA	13	1.78
(1,37)	1:A:104:ARG:HH22	2:B:99:HIS:CB	13	1.78
(1,37)	1:A:104:ARG:HH22	2:B:99:HIS:CD2	13	1.78
(1,37)	1:A:104:ARG:HH22	2:B:99:HIS:CE1	13	1.78
(1,37)	1:A:104:ARG:HH22	2:B:99:HIS:CG	13	1.78
(1,37)	1:A:104:ARG:HH22	2:B:99:HIS:H	13	1.78
(1,37)	1:A:104:ARG:HH22	2:B:99:HIS:HA	13	1.78
(1,37)	1:A:104:ARG:HH22	2:B:99:HIS:HB2	13	1.78
(1,37)	1:A:104:ARG:HH22	2:B:99:HIS:HB3	13	1.78
(1,37)	1:A:104:ARG:HH22	2:B:99:HIS:HD1	13	1.78
(1,37)	1:A:104:ARG:HH22	2:B:99:HIS:HD2	13	1.78
(1,37)	1:A:104:ARG:HH22	2:B:99:HIS:HE1	13	1.78
(1,37)	1:A:104:ARG:HH22	2:B:99:HIS:HE2	13	1.78
(1,37)	1:A:104:ARG:HH22	2:B:99:HIS:N	13	1.78
(1,37)	1:A:104:ARG:HH22	2:B:99:HIS:ND1	13	1.78
(1,37)	1:A:104:ARG:HH22	2:B:99:HIS:NE2	13	1.78
(1,37)	1:A:104:ARG:HH22	2:B:99:HIS:O	13	1.78
(1,37)	1:A:104:ARG:HH22	2:B:101:VAL:C	13	1.78
(1,37)	1:A:104:ARG:HH22	2:B:101:VAL:CA	13	1.78
(1,37)	1:A:104:ARG:HH22	2:B:101:VAL:CB	13	1.78
(1,37)	1:A:104:ARG:HH22	2:B:101:VAL:CG1	13	1.78

*Continued on next page...*

*Continued from previous page...*

Key	Atom-1	Atom-2	Model ID	Violation (Å)
(1,37)	1:A:104:ARG:HH22	2:B:101:VAL:CG2	13	1.78
(1,37)	1:A:104:ARG:HH22	2:B:101:VAL:H	13	1.78
(1,37)	1:A:104:ARG:HH22	2:B:101:VAL:HA	13	1.78
(1,37)	1:A:104:ARG:HH22	2:B:101:VAL:HB	13	1.78
(1,37)	1:A:104:ARG:HH22	2:B:101:VAL:HG11	13	1.78
(1,37)	1:A:104:ARG:HH22	2:B:101:VAL:HG12	13	1.78
(1,37)	1:A:104:ARG:HH22	2:B:101:VAL:HG13	13	1.78
(1,37)	1:A:104:ARG:HH22	2:B:101:VAL:HG21	13	1.78
(1,37)	1:A:104:ARG:HH22	2:B:101:VAL:HG22	13	1.78
(1,37)	1:A:104:ARG:HH22	2:B:101:VAL:HG23	13	1.78
(1,37)	1:A:104:ARG:HH22	2:B:101:VAL:N	13	1.78
(1,37)	1:A:104:ARG:HH22	2:B:101:VAL:O	13	1.78
(1,37)	1:A:104:ARG:N	2:B:75:ILE:C	13	1.78
(1,37)	1:A:104:ARG:N	2:B:75:ILE:CA	13	1.78
(1,37)	1:A:104:ARG:N	2:B:75:ILE:CB	13	1.78
(1,37)	1:A:104:ARG:N	2:B:75:ILE:CD1	13	1.78
(1,37)	1:A:104:ARG:N	2:B:75:ILE:CG1	13	1.78
(1,37)	1:A:104:ARG:N	2:B:75:ILE:CG2	13	1.78
(1,37)	1:A:104:ARG:N	2:B:75:ILE:H	13	1.78
(1,37)	1:A:104:ARG:N	2:B:75:ILE:HA	13	1.78
(1,37)	1:A:104:ARG:N	2:B:75:ILE:HB	13	1.78
(1,37)	1:A:104:ARG:N	2:B:75:ILE:HD11	13	1.78
(1,37)	1:A:104:ARG:N	2:B:75:ILE:HD12	13	1.78
(1,37)	1:A:104:ARG:N	2:B:75:ILE:HD13	13	1.78
(1,37)	1:A:104:ARG:N	2:B:75:ILE:HG12	13	1.78
(1,37)	1:A:104:ARG:N	2:B:75:ILE:HG13	13	1.78
(1,37)	1:A:104:ARG:N	2:B:75:ILE:HG21	13	1.78
(1,37)	1:A:104:ARG:N	2:B:75:ILE:HG22	13	1.78
(1,37)	1:A:104:ARG:N	2:B:75:ILE:HG23	13	1.78
(1,37)	1:A:104:ARG:N	2:B:75:ILE:N	13	1.78
(1,37)	1:A:104:ARG:N	2:B:75:ILE:O	13	1.78
(1,37)	1:A:104:ARG:N	2:B:77:ALA:C	13	1.78
(1,37)	1:A:104:ARG:N	2:B:77:ALA:CA	13	1.78
(1,37)	1:A:104:ARG:N	2:B:77:ALA:CB	13	1.78
(1,37)	1:A:104:ARG:N	2:B:77:ALA:H	13	1.78
(1,37)	1:A:104:ARG:N	2:B:77:ALA:HA	13	1.78
(1,37)	1:A:104:ARG:N	2:B:77:ALA:HB1	13	1.78
(1,37)	1:A:104:ARG:N	2:B:77:ALA:HB2	13	1.78
(1,37)	1:A:104:ARG:N	2:B:77:ALA:HB3	13	1.78
(1,37)	1:A:104:ARG:N	2:B:77:ALA:N	13	1.78
(1,37)	1:A:104:ARG:N	2:B:77:ALA:O	13	1.78
(1,37)	1:A:104:ARG:N	2:B:78:GLY:C	13	1.78

*Continued on next page...*

*Continued from previous page...*

Key	Atom-1	Atom-2	Model ID	Violation (Å)
(1,37)	1:A:104:ARG:N	2:B:78:GLY:CA	13	1.78
(1,37)	1:A:104:ARG:N	2:B:78:GLY:H	13	1.78
(1,37)	1:A:104:ARG:N	2:B:78:GLY:HA2	13	1.78
(1,37)	1:A:104:ARG:N	2:B:78:GLY:HA3	13	1.78
(1,37)	1:A:104:ARG:N	2:B:78:GLY:N	13	1.78
(1,37)	1:A:104:ARG:N	2:B:78:GLY:O	13	1.78
(1,37)	1:A:104:ARG:N	2:B:79:LYS:C	13	1.78
(1,37)	1:A:104:ARG:N	2:B:79:LYS:CA	13	1.78
(1,37)	1:A:104:ARG:N	2:B:79:LYS:CB	13	1.78
(1,37)	1:A:104:ARG:N	2:B:79:LYS:CD	13	1.78
(1,37)	1:A:104:ARG:N	2:B:79:LYS:CE	13	1.78
(1,37)	1:A:104:ARG:N	2:B:79:LYS:CG	13	1.78
(1,37)	1:A:104:ARG:N	2:B:79:LYS:H	13	1.78
(1,37)	1:A:104:ARG:N	2:B:79:LYS:HA	13	1.78
(1,37)	1:A:104:ARG:N	2:B:79:LYS:HB2	13	1.78
(1,37)	1:A:104:ARG:N	2:B:79:LYS:HB3	13	1.78
(1,37)	1:A:104:ARG:N	2:B:79:LYS:HD2	13	1.78
(1,37)	1:A:104:ARG:N	2:B:79:LYS:HD3	13	1.78
(1,37)	1:A:104:ARG:N	2:B:79:LYS:HE2	13	1.78
(1,37)	1:A:104:ARG:N	2:B:79:LYS:HE3	13	1.78
(1,37)	1:A:104:ARG:N	2:B:79:LYS:HG2	13	1.78
(1,37)	1:A:104:ARG:N	2:B:79:LYS:HG3	13	1.78
(1,37)	1:A:104:ARG:N	2:B:79:LYS:HZ1	13	1.78
(1,37)	1:A:104:ARG:N	2:B:79:LYS:HZ2	13	1.78
(1,37)	1:A:104:ARG:N	2:B:79:LYS:HZ3	13	1.78
(1,37)	1:A:104:ARG:N	2:B:79:LYS:N	13	1.78
(1,37)	1:A:104:ARG:N	2:B:79:LYS:NZ	13	1.78
(1,37)	1:A:104:ARG:N	2:B:79:LYS:O	13	1.78
(1,37)	1:A:104:ARG:N	2:B:80:ILE:C	13	1.78
(1,37)	1:A:104:ARG:N	2:B:80:ILE:CA	13	1.78
(1,37)	1:A:104:ARG:N	2:B:80:ILE:CB	13	1.78
(1,37)	1:A:104:ARG:N	2:B:80:ILE:CD1	13	1.78
(1,37)	1:A:104:ARG:N	2:B:80:ILE:CG1	13	1.78
(1,37)	1:A:104:ARG:N	2:B:80:ILE:CG2	13	1.78
(1,37)	1:A:104:ARG:N	2:B:80:ILE:H	13	1.78
(1,37)	1:A:104:ARG:N	2:B:80:ILE:HA	13	1.78
(1,37)	1:A:104:ARG:N	2:B:80:ILE:HB	13	1.78
(1,37)	1:A:104:ARG:N	2:B:80:ILE:HD11	13	1.78
(1,37)	1:A:104:ARG:N	2:B:80:ILE:HD12	13	1.78
(1,37)	1:A:104:ARG:N	2:B:80:ILE:HD13	13	1.78
(1,37)	1:A:104:ARG:N	2:B:80:ILE:HG12	13	1.78
(1,37)	1:A:104:ARG:N	2:B:80:ILE:HG13	13	1.78

*Continued on next page...*

*Continued from previous page...*

Key	Atom-1	Atom-2	Model ID	Violation (Å)
(1,37)	1:A:104:ARG:N	2:B:80:ILE:HG21	13	1.78
(1,37)	1:A:104:ARG:N	2:B:80:ILE:HG22	13	1.78
(1,37)	1:A:104:ARG:N	2:B:80:ILE:HG23	13	1.78
(1,37)	1:A:104:ARG:N	2:B:80:ILE:N	13	1.78
(1,37)	1:A:104:ARG:N	2:B:80:ILE:O	13	1.78
(1,37)	1:A:104:ARG:N	2:B:84:GLN:C	13	1.78
(1,37)	1:A:104:ARG:N	2:B:84:GLN:CA	13	1.78
(1,37)	1:A:104:ARG:N	2:B:84:GLN:CB	13	1.78
(1,37)	1:A:104:ARG:N	2:B:84:GLN:CD	13	1.78
(1,37)	1:A:104:ARG:N	2:B:84:GLN:CG	13	1.78
(1,37)	1:A:104:ARG:N	2:B:84:GLN:H	13	1.78
(1,37)	1:A:104:ARG:N	2:B:84:GLN:HA	13	1.78
(1,37)	1:A:104:ARG:N	2:B:84:GLN:HB2	13	1.78
(1,37)	1:A:104:ARG:N	2:B:84:GLN:HB3	13	1.78
(1,37)	1:A:104:ARG:N	2:B:84:GLN:HE21	13	1.78
(1,37)	1:A:104:ARG:N	2:B:84:GLN:HE22	13	1.78
(1,37)	1:A:104:ARG:N	2:B:84:GLN:HG2	13	1.78
(1,37)	1:A:104:ARG:N	2:B:84:GLN:HG3	13	1.78
(1,37)	1:A:104:ARG:N	2:B:84:GLN:N	13	1.78
(1,37)	1:A:104:ARG:N	2:B:84:GLN:NE2	13	1.78
(1,37)	1:A:104:ARG:N	2:B:84:GLN:O	13	1.78
(1,37)	1:A:104:ARG:N	2:B:84:GLN:OE1	13	1.78
(1,37)	1:A:104:ARG:N	2:B:97:THR:C	13	1.78
(1,37)	1:A:104:ARG:N	2:B:97:THR:CA	13	1.78
(1,37)	1:A:104:ARG:N	2:B:97:THR:CB	13	1.78
(1,37)	1:A:104:ARG:N	2:B:97:THR:CG2	13	1.78
(1,37)	1:A:104:ARG:N	2:B:97:THR:H	13	1.78
(1,37)	1:A:104:ARG:N	2:B:97:THR:HA	13	1.78
(1,37)	1:A:104:ARG:N	2:B:97:THR:HB	13	1.78
(1,37)	1:A:104:ARG:N	2:B:97:THR:HG1	13	1.78
(1,37)	1:A:104:ARG:N	2:B:97:THR:HG21	13	1.78
(1,37)	1:A:104:ARG:N	2:B:97:THR:HG22	13	1.78
(1,37)	1:A:104:ARG:N	2:B:97:THR:HG23	13	1.78
(1,37)	1:A:104:ARG:N	2:B:97:THR:N	13	1.78
(1,37)	1:A:104:ARG:N	2:B:97:THR:O	13	1.78
(1,37)	1:A:104:ARG:N	2:B:97:THR:OG1	13	1.78
(1,37)	1:A:104:ARG:N	2:B:99:HIS:C	13	1.78
(1,37)	1:A:104:ARG:N	2:B:99:HIS:CA	13	1.78
(1,37)	1:A:104:ARG:N	2:B:99:HIS:CB	13	1.78
(1,37)	1:A:104:ARG:N	2:B:99:HIS:CD2	13	1.78
(1,37)	1:A:104:ARG:N	2:B:99:HIS:CE1	13	1.78
(1,37)	1:A:104:ARG:N	2:B:99:HIS:CG	13	1.78

*Continued on next page...*

*Continued from previous page...*

Key	Atom-1	Atom-2	Model ID	Violation (Å)
(1,37)	1:A:104:ARG:N	2:B:99:HIS:H	13	1.78
(1,37)	1:A:104:ARG:N	2:B:99:HIS:HA	13	1.78
(1,37)	1:A:104:ARG:N	2:B:99:HIS:HB2	13	1.78
(1,37)	1:A:104:ARG:N	2:B:99:HIS:HB3	13	1.78
(1,37)	1:A:104:ARG:N	2:B:99:HIS:HD1	13	1.78
(1,37)	1:A:104:ARG:N	2:B:99:HIS:HD2	13	1.78
(1,37)	1:A:104:ARG:N	2:B:99:HIS:HE1	13	1.78
(1,37)	1:A:104:ARG:N	2:B:99:HIS:HE2	13	1.78
(1,37)	1:A:104:ARG:N	2:B:99:HIS:N	13	1.78
(1,37)	1:A:104:ARG:N	2:B:99:HIS:ND1	13	1.78
(1,37)	1:A:104:ARG:N	2:B:99:HIS:NE2	13	1.78
(1,37)	1:A:104:ARG:N	2:B:99:HIS:O	13	1.78
(1,37)	1:A:104:ARG:N	2:B:101:VAL:C	13	1.78
(1,37)	1:A:104:ARG:N	2:B:101:VAL:CA	13	1.78
(1,37)	1:A:104:ARG:N	2:B:101:VAL:CB	13	1.78
(1,37)	1:A:104:ARG:N	2:B:101:VAL:CG1	13	1.78
(1,37)	1:A:104:ARG:N	2:B:101:VAL:CG2	13	1.78
(1,37)	1:A:104:ARG:N	2:B:101:VAL:H	13	1.78
(1,37)	1:A:104:ARG:N	2:B:101:VAL:HA	13	1.78
(1,37)	1:A:104:ARG:N	2:B:101:VAL:HB	13	1.78
(1,37)	1:A:104:ARG:N	2:B:101:VAL:HG11	13	1.78
(1,37)	1:A:104:ARG:N	2:B:101:VAL:HG12	13	1.78
(1,37)	1:A:104:ARG:N	2:B:101:VAL:HG13	13	1.78
(1,37)	1:A:104:ARG:N	2:B:101:VAL:HG21	13	1.78
(1,37)	1:A:104:ARG:N	2:B:101:VAL:HG22	13	1.78
(1,37)	1:A:104:ARG:N	2:B:101:VAL:HG23	13	1.78
(1,37)	1:A:104:ARG:N	2:B:101:VAL:N	13	1.78
(1,37)	1:A:104:ARG:N	2:B:101:VAL:O	13	1.78
(1,37)	1:A:104:ARG:NE	2:B:75:ILE:C	13	1.78
(1,37)	1:A:104:ARG:NE	2:B:75:ILE:CA	13	1.78
(1,37)	1:A:104:ARG:NE	2:B:75:ILE:CB	13	1.78
(1,37)	1:A:104:ARG:NE	2:B:75:ILE:CD1	13	1.78
(1,37)	1:A:104:ARG:NE	2:B:75:ILE:CG1	13	1.78
(1,37)	1:A:104:ARG:NE	2:B:75:ILE:CG2	13	1.78
(1,37)	1:A:104:ARG:NE	2:B:75:ILE:H	13	1.78
(1,37)	1:A:104:ARG:NE	2:B:75:ILE:HA	13	1.78
(1,37)	1:A:104:ARG:NE	2:B:75:ILE:HB	13	1.78
(1,37)	1:A:104:ARG:NE	2:B:75:ILE:HD11	13	1.78
(1,37)	1:A:104:ARG:NE	2:B:75:ILE:HD12	13	1.78
(1,37)	1:A:104:ARG:NE	2:B:75:ILE:HD13	13	1.78
(1,37)	1:A:104:ARG:NE	2:B:75:ILE:HG12	13	1.78
(1,37)	1:A:104:ARG:NE	2:B:75:ILE:HG13	13	1.78

*Continued on next page...*



Continued from previous page...

Key	Atom-1	Atom-2	Model ID	Violation (Å)
(1,37)	1:A:104:ARG:NE	2:B:75:ILE:HG21	13	1.78
(1,37)	1:A:104:ARG:NE	2:B:75:ILE:HG22	13	1.78
(1,37)	1:A:104:ARG:NE	2:B:75:ILE:HG23	13	1.78
(1,37)	1:A:104:ARG:NE	2:B:75:ILE:N	13	1.78
(1,37)	1:A:104:ARG:NE	2:B:75:ILE:O	13	1.78
(1,37)	1:A:104:ARG:NE	2:B:77:ALA:C	13	1.78
(1,37)	1:A:104:ARG:NE	2:B:77:ALA:CA	13	1.78
(1,37)	1:A:104:ARG:NE	2:B:77:ALA:CB	13	1.78
(1,37)	1:A:104:ARG:NE	2:B:77:ALA:H	13	1.78
(1,37)	1:A:104:ARG:NE	2:B:77:ALA:HA	13	1.78
(1,37)	1:A:104:ARG:NE	2:B:77:ALA:HB1	13	1.78
(1,37)	1:A:104:ARG:NE	2:B:77:ALA:HB2	13	1.78
(1,37)	1:A:104:ARG:NE	2:B:77:ALA:HB3	13	1.78
(1,37)	1:A:104:ARG:NE	2:B:77:ALA:N	13	1.78
(1,37)	1:A:104:ARG:NE	2:B:77:ALA:O	13	1.78
(1,37)	1:A:104:ARG:NE	2:B:78:GLY:C	13	1.78
(1,37)	1:A:104:ARG:NE	2:B:78:GLY:CA	13	1.78
(1,37)	1:A:104:ARG:NE	2:B:78:GLY:H	13	1.78
(1,37)	1:A:104:ARG:NE	2:B:78:GLY:HA2	13	1.78
(1,37)	1:A:104:ARG:NE	2:B:78:GLY:HA3	13	1.78
(1,37)	1:A:104:ARG:NE	2:B:78:GLY:N	13	1.78
(1,37)	1:A:104:ARG:NE	2:B:78:GLY:O	13	1.78
(1,37)	1:A:104:ARG:NE	2:B:79:LYS:C	13	1.78
(1,37)	1:A:104:ARG:NE	2:B:79:LYS:CA	13	1.78
(1,37)	1:A:104:ARG:NE	2:B:79:LYS:CB	13	1.78
(1,37)	1:A:104:ARG:NE	2:B:79:LYS:CD	13	1.78
(1,37)	1:A:104:ARG:NE	2:B:79:LYS:CE	13	1.78
(1,37)	1:A:104:ARG:NE	2:B:79:LYS:CG	13	1.78
(1,37)	1:A:104:ARG:NE	2:B:79:LYS:H	13	1.78
(1,37)	1:A:104:ARG:NE	2:B:79:LYS:HA	13	1.78
(1,37)	1:A:104:ARG:NE	2:B:79:LYS:HB2	13	1.78
(1,37)	1:A:104:ARG:NE	2:B:79:LYS:HB3	13	1.78
(1,37)	1:A:104:ARG:NE	2:B:79:LYS:HD2	13	1.78
(1,37)	1:A:104:ARG:NE	2:B:79:LYS:HD3	13	1.78
(1,37)	1:A:104:ARG:NE	2:B:79:LYS:HE2	13	1.78
(1,37)	1:A:104:ARG:NE	2:B:79:LYS:HE3	13	1.78
(1,37)	1:A:104:ARG:NE	2:B:79:LYS:HG2	13	1.78
(1,37)	1:A:104:ARG:NE	2:B:79:LYS:HG3	13	1.78
(1,37)	1:A:104:ARG:NE	2:B:79:LYS:HZ1	13	1.78
(1,37)	1:A:104:ARG:NE	2:B:79:LYS:HZ2	13	1.78
(1,37)	1:A:104:ARG:NE	2:B:79:LYS:HZ3	13	1.78
(1,37)	1:A:104:ARG:NE	2:B:79:LYS:N	13	1.78

Continued on next page...

*Continued from previous page...*

Key	Atom-1	Atom-2	Model ID	Violation (Å)
(1,37)	1:A:104:ARG:NE	2:B:79:LYS:NZ	13	1.78
(1,37)	1:A:104:ARG:NE	2:B:79:LYS:O	13	1.78
(1,37)	1:A:104:ARG:NE	2:B:80:ILE:C	13	1.78
(1,37)	1:A:104:ARG:NE	2:B:80:ILE:CA	13	1.78
(1,37)	1:A:104:ARG:NE	2:B:80:ILE:CB	13	1.78
(1,37)	1:A:104:ARG:NE	2:B:80:ILE:CD1	13	1.78
(1,37)	1:A:104:ARG:NE	2:B:80:ILE:CG1	13	1.78
(1,37)	1:A:104:ARG:NE	2:B:80:ILE:CG2	13	1.78
(1,37)	1:A:104:ARG:NE	2:B:80:ILE:H	13	1.78
(1,37)	1:A:104:ARG:NE	2:B:80:ILE:HA	13	1.78
(1,37)	1:A:104:ARG:NE	2:B:80:ILE:HB	13	1.78
(1,37)	1:A:104:ARG:NE	2:B:80:ILE:HD11	13	1.78
(1,37)	1:A:104:ARG:NE	2:B:80:ILE:HD12	13	1.78
(1,37)	1:A:104:ARG:NE	2:B:80:ILE:HD13	13	1.78
(1,37)	1:A:104:ARG:NE	2:B:80:ILE:HG12	13	1.78
(1,37)	1:A:104:ARG:NE	2:B:80:ILE:HG13	13	1.78
(1,37)	1:A:104:ARG:NE	2:B:80:ILE:HG21	13	1.78
(1,37)	1:A:104:ARG:NE	2:B:80:ILE:HG22	13	1.78
(1,37)	1:A:104:ARG:NE	2:B:80:ILE:HG23	13	1.78
(1,37)	1:A:104:ARG:NE	2:B:80:ILE:N	13	1.78
(1,37)	1:A:104:ARG:NE	2:B:80:ILE:O	13	1.78
(1,37)	1:A:104:ARG:NE	2:B:84:GLN:C	13	1.78
(1,37)	1:A:104:ARG:NE	2:B:84:GLN:CA	13	1.78
(1,37)	1:A:104:ARG:NE	2:B:84:GLN:CB	13	1.78
(1,37)	1:A:104:ARG:NE	2:B:84:GLN:CD	13	1.78
(1,37)	1:A:104:ARG:NE	2:B:84:GLN:CG	13	1.78
(1,37)	1:A:104:ARG:NE	2:B:84:GLN:H	13	1.78
(1,37)	1:A:104:ARG:NE	2:B:84:GLN:HA	13	1.78
(1,37)	1:A:104:ARG:NE	2:B:84:GLN:HB2	13	1.78
(1,37)	1:A:104:ARG:NE	2:B:84:GLN:HB3	13	1.78
(1,37)	1:A:104:ARG:NE	2:B:84:GLN:HE21	13	1.78
(1,37)	1:A:104:ARG:NE	2:B:84:GLN:HE22	13	1.78
(1,37)	1:A:104:ARG:NE	2:B:84:GLN:HG2	13	1.78
(1,37)	1:A:104:ARG:NE	2:B:84:GLN:HG3	13	1.78
(1,37)	1:A:104:ARG:NE	2:B:84:GLN:N	13	1.78
(1,37)	1:A:104:ARG:NE	2:B:84:GLN:NE2	13	1.78
(1,37)	1:A:104:ARG:NE	2:B:84:GLN:O	13	1.78
(1,37)	1:A:104:ARG:NE	2:B:84:GLN:OE1	13	1.78
(1,37)	1:A:104:ARG:NE	2:B:97:THR:C	13	1.78
(1,37)	1:A:104:ARG:NE	2:B:97:THR:CA	13	1.78
(1,37)	1:A:104:ARG:NE	2:B:97:THR:CB	13	1.78
(1,37)	1:A:104:ARG:NE	2:B:97:THR:CG2	13	1.78

*Continued on next page...*

*Continued from previous page...*

Key	Atom-1	Atom-2	Model ID	Violation (Å)
(1,37)	1:A:104:ARG:NE	2:B:97:THR:H	13	1.78
(1,37)	1:A:104:ARG:NE	2:B:97:THR:HA	13	1.78
(1,37)	1:A:104:ARG:NE	2:B:97:THR:HB	13	1.78
(1,37)	1:A:104:ARG:NE	2:B:97:THR:HG1	13	1.78
(1,37)	1:A:104:ARG:NE	2:B:97:THR:HG21	13	1.78
(1,37)	1:A:104:ARG:NE	2:B:97:THR:HG22	13	1.78
(1,37)	1:A:104:ARG:NE	2:B:97:THR:HG23	13	1.78
(1,37)	1:A:104:ARG:NE	2:B:97:THR:N	13	1.78
(1,37)	1:A:104:ARG:NE	2:B:97:THR:O	13	1.78
(1,37)	1:A:104:ARG:NE	2:B:97:THR:OG1	13	1.78
(1,37)	1:A:104:ARG:NE	2:B:99:HIS:C	13	1.78
(1,37)	1:A:104:ARG:NE	2:B:99:HIS:CA	13	1.78
(1,37)	1:A:104:ARG:NE	2:B:99:HIS:CB	13	1.78
(1,37)	1:A:104:ARG:NE	2:B:99:HIS:CD2	13	1.78
(1,37)	1:A:104:ARG:NE	2:B:99:HIS:CE1	13	1.78
(1,37)	1:A:104:ARG:NE	2:B:99:HIS:CG	13	1.78
(1,37)	1:A:104:ARG:NE	2:B:99:HIS:H	13	1.78
(1,37)	1:A:104:ARG:NE	2:B:99:HIS:HA	13	1.78
(1,37)	1:A:104:ARG:NE	2:B:99:HIS:HB2	13	1.78
(1,37)	1:A:104:ARG:NE	2:B:99:HIS:HB3	13	1.78
(1,37)	1:A:104:ARG:NE	2:B:99:HIS:HD1	13	1.78
(1,37)	1:A:104:ARG:NE	2:B:99:HIS:HD2	13	1.78
(1,37)	1:A:104:ARG:NE	2:B:99:HIS:HE1	13	1.78
(1,37)	1:A:104:ARG:NE	2:B:99:HIS:HE2	13	1.78
(1,37)	1:A:104:ARG:NE	2:B:99:HIS:N	13	1.78
(1,37)	1:A:104:ARG:NE	2:B:99:HIS:ND1	13	1.78
(1,37)	1:A:104:ARG:NE	2:B:99:HIS:NE2	13	1.78
(1,37)	1:A:104:ARG:NE	2:B:99:HIS:O	13	1.78
(1,37)	1:A:104:ARG:NE	2:B:101:VAL:C	13	1.78
(1,37)	1:A:104:ARG:NE	2:B:101:VAL:CA	13	1.78
(1,37)	1:A:104:ARG:NE	2:B:101:VAL:CB	13	1.78
(1,37)	1:A:104:ARG:NE	2:B:101:VAL:CG1	13	1.78
(1,37)	1:A:104:ARG:NE	2:B:101:VAL:CG2	13	1.78
(1,37)	1:A:104:ARG:NE	2:B:101:VAL:H	13	1.78
(1,37)	1:A:104:ARG:NE	2:B:101:VAL:HA	13	1.78
(1,37)	1:A:104:ARG:NE	2:B:101:VAL:HB	13	1.78
(1,37)	1:A:104:ARG:NE	2:B:101:VAL:HG11	13	1.78
(1,37)	1:A:104:ARG:NE	2:B:101:VAL:HG12	13	1.78
(1,37)	1:A:104:ARG:NE	2:B:101:VAL:HG13	13	1.78
(1,37)	1:A:104:ARG:NE	2:B:101:VAL:HG21	13	1.78
(1,37)	1:A:104:ARG:NE	2:B:101:VAL:HG22	13	1.78
(1,37)	1:A:104:ARG:NE	2:B:101:VAL:HG23	13	1.78

*Continued on next page...*

*Continued from previous page...*

Key	Atom-1	Atom-2	Model ID	Violation (Å)
(1,37)	1:A:104:ARG:NE	2:B:101:VAL:N	13	1.78
(1,37)	1:A:104:ARG:NE	2:B:101:VAL:O	13	1.78
(1,37)	1:A:104:ARG:NH1	2:B:75:ILE:C	13	1.78
(1,37)	1:A:104:ARG:NH1	2:B:75:ILE:CA	13	1.78
(1,37)	1:A:104:ARG:NH1	2:B:75:ILE:CB	13	1.78
(1,37)	1:A:104:ARG:NH1	2:B:75:ILE:CD1	13	1.78
(1,37)	1:A:104:ARG:NH1	2:B:75:ILE:CG1	13	1.78
(1,37)	1:A:104:ARG:NH1	2:B:75:ILE:CG2	13	1.78
(1,37)	1:A:104:ARG:NH1	2:B:75:ILE:H	13	1.78
(1,37)	1:A:104:ARG:NH1	2:B:75:ILE:HA	13	1.78
(1,37)	1:A:104:ARG:NH1	2:B:75:ILE:HB	13	1.78
(1,37)	1:A:104:ARG:NH1	2:B:75:ILE:HD11	13	1.78
(1,37)	1:A:104:ARG:NH1	2:B:75:ILE:HD12	13	1.78
(1,37)	1:A:104:ARG:NH1	2:B:75:ILE:HD13	13	1.78
(1,37)	1:A:104:ARG:NH1	2:B:75:ILE:HG12	13	1.78
(1,37)	1:A:104:ARG:NH1	2:B:75:ILE:HG13	13	1.78
(1,37)	1:A:104:ARG:NH1	2:B:75:ILE:HG21	13	1.78
(1,37)	1:A:104:ARG:NH1	2:B:75:ILE:HG22	13	1.78
(1,37)	1:A:104:ARG:NH1	2:B:75:ILE:HG23	13	1.78
(1,37)	1:A:104:ARG:NH1	2:B:75:ILE:N	13	1.78
(1,37)	1:A:104:ARG:NH1	2:B:75:ILE:O	13	1.78
(1,37)	1:A:104:ARG:NH1	2:B:77:ALA:C	13	1.78
(1,37)	1:A:104:ARG:NH1	2:B:77:ALA:CA	13	1.78
(1,37)	1:A:104:ARG:NH1	2:B:77:ALA:CB	13	1.78
(1,37)	1:A:104:ARG:NH1	2:B:77:ALA:H	13	1.78
(1,37)	1:A:104:ARG:NH1	2:B:77:ALA:HA	13	1.78
(1,37)	1:A:104:ARG:NH1	2:B:77:ALA:HB1	13	1.78
(1,37)	1:A:104:ARG:NH1	2:B:77:ALA:HB2	13	1.78
(1,37)	1:A:104:ARG:NH1	2:B:77:ALA:HB3	13	1.78
(1,37)	1:A:104:ARG:NH1	2:B:77:ALA:N	13	1.78
(1,37)	1:A:104:ARG:NH1	2:B:77:ALA:O	13	1.78
(1,37)	1:A:104:ARG:NH1	2:B:78:GLY:C	13	1.78
(1,37)	1:A:104:ARG:NH1	2:B:78:GLY:CA	13	1.78
(1,37)	1:A:104:ARG:NH1	2:B:78:GLY:H	13	1.78
(1,37)	1:A:104:ARG:NH1	2:B:78:GLY:HA2	13	1.78
(1,37)	1:A:104:ARG:NH1	2:B:78:GLY:HA3	13	1.78
(1,37)	1:A:104:ARG:NH1	2:B:78:GLY:N	13	1.78
(1,37)	1:A:104:ARG:NH1	2:B:78:GLY:O	13	1.78
(1,37)	1:A:104:ARG:NH1	2:B:79:LYS:C	13	1.78
(1,37)	1:A:104:ARG:NH1	2:B:79:LYS:CA	13	1.78
(1,37)	1:A:104:ARG:NH1	2:B:79:LYS:CB	13	1.78
(1,37)	1:A:104:ARG:NH1	2:B:79:LYS:CD	13	1.78

*Continued on next page...*

*Continued from previous page...*

Key	Atom-1	Atom-2	Model ID	Violation (Å)
(1,37)	1:A:104:ARG:NH1	2:B:79:LYS:CE	13	1.78
(1,37)	1:A:104:ARG:NH1	2:B:79:LYS:CG	13	1.78
(1,37)	1:A:104:ARG:NH1	2:B:79:LYS:H	13	1.78
(1,37)	1:A:104:ARG:NH1	2:B:79:LYS:HA	13	1.78
(1,37)	1:A:104:ARG:NH1	2:B:79:LYS:HB2	13	1.78
(1,37)	1:A:104:ARG:NH1	2:B:79:LYS:HB3	13	1.78
(1,37)	1:A:104:ARG:NH1	2:B:79:LYS:HD2	13	1.78
(1,37)	1:A:104:ARG:NH1	2:B:79:LYS:HD3	13	1.78
(1,37)	1:A:104:ARG:NH1	2:B:79:LYS:HE2	13	1.78
(1,37)	1:A:104:ARG:NH1	2:B:79:LYS:HE3	13	1.78
(1,37)	1:A:104:ARG:NH1	2:B:79:LYS:HG2	13	1.78
(1,37)	1:A:104:ARG:NH1	2:B:79:LYS:HG3	13	1.78
(1,37)	1:A:104:ARG:NH1	2:B:79:LYS:HZ1	13	1.78
(1,37)	1:A:104:ARG:NH1	2:B:79:LYS:HZ2	13	1.78
(1,37)	1:A:104:ARG:NH1	2:B:79:LYS:HZ3	13	1.78
(1,37)	1:A:104:ARG:NH1	2:B:79:LYS:N	13	1.78
(1,37)	1:A:104:ARG:NH1	2:B:79:LYS:NZ	13	1.78
(1,37)	1:A:104:ARG:NH1	2:B:79:LYS:O	13	1.78
(1,37)	1:A:104:ARG:NH1	2:B:80:ILE:C	13	1.78
(1,37)	1:A:104:ARG:NH1	2:B:80:ILE:CA	13	1.78
(1,37)	1:A:104:ARG:NH1	2:B:80:ILE:CB	13	1.78
(1,37)	1:A:104:ARG:NH1	2:B:80:ILE:CD1	13	1.78
(1,37)	1:A:104:ARG:NH1	2:B:80:ILE:CG1	13	1.78
(1,37)	1:A:104:ARG:NH1	2:B:80:ILE:CG2	13	1.78
(1,37)	1:A:104:ARG:NH1	2:B:80:ILE:H	13	1.78
(1,37)	1:A:104:ARG:NH1	2:B:80:ILE:HA	13	1.78
(1,37)	1:A:104:ARG:NH1	2:B:80:ILE:HB	13	1.78
(1,37)	1:A:104:ARG:NH1	2:B:80:ILE:HD11	13	1.78
(1,37)	1:A:104:ARG:NH1	2:B:80:ILE:HD12	13	1.78
(1,37)	1:A:104:ARG:NH1	2:B:80:ILE:HD13	13	1.78
(1,37)	1:A:104:ARG:NH1	2:B:80:ILE:HG12	13	1.78
(1,37)	1:A:104:ARG:NH1	2:B:80:ILE:HG13	13	1.78
(1,37)	1:A:104:ARG:NH1	2:B:80:ILE:HG21	13	1.78
(1,37)	1:A:104:ARG:NH1	2:B:80:ILE:HG22	13	1.78
(1,37)	1:A:104:ARG:NH1	2:B:80:ILE:HG23	13	1.78
(1,37)	1:A:104:ARG:NH1	2:B:80:ILE:N	13	1.78
(1,37)	1:A:104:ARG:NH1	2:B:80:ILE:O	13	1.78
(1,37)	1:A:104:ARG:NH1	2:B:84:GLN:C	13	1.78
(1,37)	1:A:104:ARG:NH1	2:B:84:GLN:CA	13	1.78
(1,37)	1:A:104:ARG:NH1	2:B:84:GLN:CB	13	1.78
(1,37)	1:A:104:ARG:NH1	2:B:84:GLN:CD	13	1.78
(1,37)	1:A:104:ARG:NH1	2:B:84:GLN:CG	13	1.78

*Continued on next page...*

*Continued from previous page...*

Key	Atom-1	Atom-2	Model ID	Violation (Å)
(1,37)	1:A:104:ARG:NH1	2:B:84:GLN:H	13	1.78
(1,37)	1:A:104:ARG:NH1	2:B:84:GLN:HA	13	1.78
(1,37)	1:A:104:ARG:NH1	2:B:84:GLN:HB2	13	1.78
(1,37)	1:A:104:ARG:NH1	2:B:84:GLN:HB3	13	1.78
(1,37)	1:A:104:ARG:NH1	2:B:84:GLN:HE21	13	1.78
(1,37)	1:A:104:ARG:NH1	2:B:84:GLN:HE22	13	1.78
(1,37)	1:A:104:ARG:NH1	2:B:84:GLN:HG2	13	1.78
(1,37)	1:A:104:ARG:NH1	2:B:84:GLN:HG3	13	1.78
(1,37)	1:A:104:ARG:NH1	2:B:84:GLN:N	13	1.78
(1,37)	1:A:104:ARG:NH1	2:B:84:GLN:NE2	13	1.78
(1,37)	1:A:104:ARG:NH1	2:B:84:GLN:O	13	1.78
(1,37)	1:A:104:ARG:NH1	2:B:84:GLN:OE1	13	1.78
(1,37)	1:A:104:ARG:NH1	2:B:97:THR:C	13	1.78
(1,37)	1:A:104:ARG:NH1	2:B:97:THR:CA	13	1.78
(1,37)	1:A:104:ARG:NH1	2:B:97:THR:CB	13	1.78
(1,37)	1:A:104:ARG:NH1	2:B:97:THR:CG2	13	1.78
(1,37)	1:A:104:ARG:NH1	2:B:97:THR:H	13	1.78
(1,37)	1:A:104:ARG:NH1	2:B:97:THR:HA	13	1.78
(1,37)	1:A:104:ARG:NH1	2:B:97:THR:HB	13	1.78
(1,37)	1:A:104:ARG:NH1	2:B:97:THR:HG1	13	1.78
(1,37)	1:A:104:ARG:NH1	2:B:97:THR:HG21	13	1.78
(1,37)	1:A:104:ARG:NH1	2:B:97:THR:HG22	13	1.78
(1,37)	1:A:104:ARG:NH1	2:B:97:THR:HG23	13	1.78
(1,37)	1:A:104:ARG:NH1	2:B:97:THR:N	13	1.78
(1,37)	1:A:104:ARG:NH1	2:B:97:THR:O	13	1.78
(1,37)	1:A:104:ARG:NH1	2:B:97:THR:OG1	13	1.78
(1,37)	1:A:104:ARG:NH1	2:B:99:HIS:C	13	1.78
(1,37)	1:A:104:ARG:NH1	2:B:99:HIS:CA	13	1.78
(1,37)	1:A:104:ARG:NH1	2:B:99:HIS:CB	13	1.78
(1,37)	1:A:104:ARG:NH1	2:B:99:HIS:CD2	13	1.78
(1,37)	1:A:104:ARG:NH1	2:B:99:HIS:CE1	13	1.78
(1,37)	1:A:104:ARG:NH1	2:B:99:HIS:CG	13	1.78
(1,37)	1:A:104:ARG:NH1	2:B:99:HIS:H	13	1.78
(1,37)	1:A:104:ARG:NH1	2:B:99:HIS:HA	13	1.78
(1,37)	1:A:104:ARG:NH1	2:B:99:HIS:HB2	13	1.78
(1,37)	1:A:104:ARG:NH1	2:B:99:HIS:HB3	13	1.78
(1,37)	1:A:104:ARG:NH1	2:B:99:HIS:HD1	13	1.78
(1,37)	1:A:104:ARG:NH1	2:B:99:HIS:HD2	13	1.78
(1,37)	1:A:104:ARG:NH1	2:B:99:HIS:HE1	13	1.78
(1,37)	1:A:104:ARG:NH1	2:B:99:HIS:HE2	13	1.78
(1,37)	1:A:104:ARG:NH1	2:B:99:HIS:N	13	1.78
(1,37)	1:A:104:ARG:NH1	2:B:99:HIS:ND1	13	1.78

*Continued on next page...*

*Continued from previous page...*

Key	Atom-1	Atom-2	Model ID	Violation (Å)
(1,37)	1:A:104:ARG:NH1	2:B:99:HIS:NE2	13	1.78
(1,37)	1:A:104:ARG:NH1	2:B:99:HIS:O	13	1.78
(1,37)	1:A:104:ARG:NH1	2:B:101:VAL:C	13	1.78
(1,37)	1:A:104:ARG:NH1	2:B:101:VAL:CA	13	1.78
(1,37)	1:A:104:ARG:NH1	2:B:101:VAL:CB	13	1.78
(1,37)	1:A:104:ARG:NH1	2:B:101:VAL:CG1	13	1.78
(1,37)	1:A:104:ARG:NH1	2:B:101:VAL:CG2	13	1.78
(1,37)	1:A:104:ARG:NH1	2:B:101:VAL:H	13	1.78
(1,37)	1:A:104:ARG:NH1	2:B:101:VAL:HA	13	1.78
(1,37)	1:A:104:ARG:NH1	2:B:101:VAL:HB	13	1.78
(1,37)	1:A:104:ARG:NH1	2:B:101:VAL:HG11	13	1.78
(1,37)	1:A:104:ARG:NH1	2:B:101:VAL:HG12	13	1.78
(1,37)	1:A:104:ARG:NH1	2:B:101:VAL:HG13	13	1.78
(1,37)	1:A:104:ARG:NH1	2:B:101:VAL:HG21	13	1.78
(1,37)	1:A:104:ARG:NH1	2:B:101:VAL:HG22	13	1.78
(1,37)	1:A:104:ARG:NH1	2:B:101:VAL:HG23	13	1.78
(1,37)	1:A:104:ARG:NH1	2:B:101:VAL:N	13	1.78
(1,37)	1:A:104:ARG:NH1	2:B:101:VAL:O	13	1.78
(1,37)	1:A:104:ARG:NH2	2:B:75:ILE:C	13	1.78
(1,37)	1:A:104:ARG:NH2	2:B:75:ILE:CA	13	1.78
(1,37)	1:A:104:ARG:NH2	2:B:75:ILE:CB	13	1.78
(1,37)	1:A:104:ARG:NH2	2:B:75:ILE:CD1	13	1.78
(1,37)	1:A:104:ARG:NH2	2:B:75:ILE:CG1	13	1.78
(1,37)	1:A:104:ARG:NH2	2:B:75:ILE:CG2	13	1.78
(1,37)	1:A:104:ARG:NH2	2:B:75:ILE:H	13	1.78
(1,37)	1:A:104:ARG:NH2	2:B:75:ILE:HA	13	1.78
(1,37)	1:A:104:ARG:NH2	2:B:75:ILE:HB	13	1.78
(1,37)	1:A:104:ARG:NH2	2:B:75:ILE:HD11	13	1.78
(1,37)	1:A:104:ARG:NH2	2:B:75:ILE:HD12	13	1.78
(1,37)	1:A:104:ARG:NH2	2:B:75:ILE:HD13	13	1.78
(1,37)	1:A:104:ARG:NH2	2:B:75:ILE:HG12	13	1.78
(1,37)	1:A:104:ARG:NH2	2:B:75:ILE:HG13	13	1.78
(1,37)	1:A:104:ARG:NH2	2:B:75:ILE:HG21	13	1.78
(1,37)	1:A:104:ARG:NH2	2:B:75:ILE:HG22	13	1.78
(1,37)	1:A:104:ARG:NH2	2:B:75:ILE:HG23	13	1.78
(1,37)	1:A:104:ARG:NH2	2:B:75:ILE:N	13	1.78
(1,37)	1:A:104:ARG:NH2	2:B:75:ILE:O	13	1.78
(1,37)	1:A:104:ARG:NH2	2:B:77:ALA:C	13	1.78
(1,37)	1:A:104:ARG:NH2	2:B:77:ALA:CA	13	1.78
(1,37)	1:A:104:ARG:NH2	2:B:77:ALA:CB	13	1.78
(1,37)	1:A:104:ARG:NH2	2:B:77:ALA:H	13	1.78
(1,37)	1:A:104:ARG:NH2	2:B:77:ALA:HA	13	1.78

*Continued on next page...*

*Continued from previous page...*

Key	Atom-1	Atom-2	Model ID	Violation (Å)
(1,37)	1:A:104:ARG:NH2	2:B:77:ALA:HB1	13	1.78
(1,37)	1:A:104:ARG:NH2	2:B:77:ALA:HB2	13	1.78
(1,37)	1:A:104:ARG:NH2	2:B:77:ALA:HB3	13	1.78
(1,37)	1:A:104:ARG:NH2	2:B:77:ALA:N	13	1.78
(1,37)	1:A:104:ARG:NH2	2:B:77:ALA:O	13	1.78
(1,37)	1:A:104:ARG:NH2	2:B:78:GLY:C	13	1.78
(1,37)	1:A:104:ARG:NH2	2:B:78:GLY:CA	13	1.78
(1,37)	1:A:104:ARG:NH2	2:B:78:GLY:H	13	1.78
(1,37)	1:A:104:ARG:NH2	2:B:78:GLY:HA2	13	1.78
(1,37)	1:A:104:ARG:NH2	2:B:78:GLY:HA3	13	1.78
(1,37)	1:A:104:ARG:NH2	2:B:78:GLY:N	13	1.78
(1,37)	1:A:104:ARG:NH2	2:B:78:GLY:O	13	1.78
(1,37)	1:A:104:ARG:NH2	2:B:79:LYS:C	13	1.78
(1,37)	1:A:104:ARG:NH2	2:B:79:LYS:CA	13	1.78
(1,37)	1:A:104:ARG:NH2	2:B:79:LYS:CB	13	1.78
(1,37)	1:A:104:ARG:NH2	2:B:79:LYS:CD	13	1.78
(1,37)	1:A:104:ARG:NH2	2:B:79:LYS:CE	13	1.78
(1,37)	1:A:104:ARG:NH2	2:B:79:LYS:CG	13	1.78
(1,37)	1:A:104:ARG:NH2	2:B:79:LYS:H	13	1.78
(1,37)	1:A:104:ARG:NH2	2:B:79:LYS:HA	13	1.78
(1,37)	1:A:104:ARG:NH2	2:B:79:LYS:HB2	13	1.78
(1,37)	1:A:104:ARG:NH2	2:B:79:LYS:HB3	13	1.78
(1,37)	1:A:104:ARG:NH2	2:B:79:LYS:HD2	13	1.78
(1,37)	1:A:104:ARG:NH2	2:B:79:LYS:HD3	13	1.78
(1,37)	1:A:104:ARG:NH2	2:B:79:LYS:HE2	13	1.78
(1,37)	1:A:104:ARG:NH2	2:B:79:LYS:HE3	13	1.78
(1,37)	1:A:104:ARG:NH2	2:B:79:LYS:HG2	13	1.78
(1,37)	1:A:104:ARG:NH2	2:B:79:LYS:HG3	13	1.78
(1,37)	1:A:104:ARG:NH2	2:B:79:LYS:HZ1	13	1.78
(1,37)	1:A:104:ARG:NH2	2:B:79:LYS:HZ2	13	1.78
(1,37)	1:A:104:ARG:NH2	2:B:79:LYS:HZ3	13	1.78
(1,37)	1:A:104:ARG:NH2	2:B:79:LYS:N	13	1.78
(1,37)	1:A:104:ARG:NH2	2:B:79:LYS:NZ	13	1.78
(1,37)	1:A:104:ARG:NH2	2:B:79:LYS:O	13	1.78
(1,37)	1:A:104:ARG:NH2	2:B:80:ILE:C	13	1.78
(1,37)	1:A:104:ARG:NH2	2:B:80:ILE:CA	13	1.78
(1,37)	1:A:104:ARG:NH2	2:B:80:ILE:CB	13	1.78
(1,37)	1:A:104:ARG:NH2	2:B:80:ILE:CD1	13	1.78
(1,37)	1:A:104:ARG:NH2	2:B:80:ILE:CG1	13	1.78
(1,37)	1:A:104:ARG:NH2	2:B:80:ILE:CG2	13	1.78
(1,37)	1:A:104:ARG:NH2	2:B:80:ILE:H	13	1.78
(1,37)	1:A:104:ARG:NH2	2:B:80:ILE:HA	13	1.78

*Continued on next page...*



*Continued from previous page...*

Key	Atom-1	Atom-2	Model ID	Violation (Å)
(1,37)	1:A:104:ARG:NH2	2:B:80:ILE:HB	13	1.78
(1,37)	1:A:104:ARG:NH2	2:B:80:ILE:HD11	13	1.78
(1,37)	1:A:104:ARG:NH2	2:B:80:ILE:HD12	13	1.78
(1,37)	1:A:104:ARG:NH2	2:B:80:ILE:HD13	13	1.78
(1,37)	1:A:104:ARG:NH2	2:B:80:ILE:HG12	13	1.78
(1,37)	1:A:104:ARG:NH2	2:B:80:ILE:HG13	13	1.78
(1,37)	1:A:104:ARG:NH2	2:B:80:ILE:HG21	13	1.78
(1,37)	1:A:104:ARG:NH2	2:B:80:ILE:HG22	13	1.78
(1,37)	1:A:104:ARG:NH2	2:B:80:ILE:HG23	13	1.78
(1,37)	1:A:104:ARG:NH2	2:B:80:ILE:N	13	1.78
(1,37)	1:A:104:ARG:NH2	2:B:80:ILE:O	13	1.78
(1,37)	1:A:104:ARG:NH2	2:B:84:GLN:C	13	1.78
(1,37)	1:A:104:ARG:NH2	2:B:84:GLN:CA	13	1.78
(1,37)	1:A:104:ARG:NH2	2:B:84:GLN:CB	13	1.78
(1,37)	1:A:104:ARG:NH2	2:B:84:GLN:CD	13	1.78
(1,37)	1:A:104:ARG:NH2	2:B:84:GLN:CG	13	1.78
(1,37)	1:A:104:ARG:NH2	2:B:84:GLN:H	13	1.78
(1,37)	1:A:104:ARG:NH2	2:B:84:GLN:HA	13	1.78
(1,37)	1:A:104:ARG:NH2	2:B:84:GLN:HB2	13	1.78
(1,37)	1:A:104:ARG:NH2	2:B:84:GLN:HB3	13	1.78
(1,37)	1:A:104:ARG:NH2	2:B:84:GLN:HE21	13	1.78
(1,37)	1:A:104:ARG:NH2	2:B:84:GLN:HE22	13	1.78
(1,37)	1:A:104:ARG:NH2	2:B:84:GLN:HG2	13	1.78
(1,37)	1:A:104:ARG:NH2	2:B:84:GLN:HG3	13	1.78
(1,37)	1:A:104:ARG:NH2	2:B:84:GLN:N	13	1.78
(1,37)	1:A:104:ARG:NH2	2:B:84:GLN:NE2	13	1.78
(1,37)	1:A:104:ARG:NH2	2:B:84:GLN:O	13	1.78
(1,37)	1:A:104:ARG:NH2	2:B:84:GLN:OE1	13	1.78
(1,37)	1:A:104:ARG:NH2	2:B:97:THR:C	13	1.78
(1,37)	1:A:104:ARG:NH2	2:B:97:THR:CA	13	1.78
(1,37)	1:A:104:ARG:NH2	2:B:97:THR:CB	13	1.78
(1,37)	1:A:104:ARG:NH2	2:B:97:THR:CG2	13	1.78
(1,37)	1:A:104:ARG:NH2	2:B:97:THR:H	13	1.78
(1,37)	1:A:104:ARG:NH2	2:B:97:THR:HA	13	1.78
(1,37)	1:A:104:ARG:NH2	2:B:97:THR:HB	13	1.78
(1,37)	1:A:104:ARG:NH2	2:B:97:THR:HG1	13	1.78
(1,37)	1:A:104:ARG:NH2	2:B:97:THR:HG21	13	1.78
(1,37)	1:A:104:ARG:NH2	2:B:97:THR:HG22	13	1.78
(1,37)	1:A:104:ARG:NH2	2:B:97:THR:HG23	13	1.78
(1,37)	1:A:104:ARG:NH2	2:B:97:THR:N	13	1.78
(1,37)	1:A:104:ARG:NH2	2:B:97:THR:O	13	1.78
(1,37)	1:A:104:ARG:NH2	2:B:97:THR:OG1	13	1.78

*Continued on next page...*

*Continued from previous page...*

Key	Atom-1	Atom-2	Model ID	Violation (Å)
(1,37)	1:A:104:ARG:NH2	2:B:99:HIS:C	13	1.78
(1,37)	1:A:104:ARG:NH2	2:B:99:HIS:CA	13	1.78
(1,37)	1:A:104:ARG:NH2	2:B:99:HIS:CB	13	1.78
(1,37)	1:A:104:ARG:NH2	2:B:99:HIS:CD2	13	1.78
(1,37)	1:A:104:ARG:NH2	2:B:99:HIS:CE1	13	1.78
(1,37)	1:A:104:ARG:NH2	2:B:99:HIS:CG	13	1.78
(1,37)	1:A:104:ARG:NH2	2:B:99:HIS:H	13	1.78
(1,37)	1:A:104:ARG:NH2	2:B:99:HIS:HA	13	1.78
(1,37)	1:A:104:ARG:NH2	2:B:99:HIS:HB2	13	1.78
(1,37)	1:A:104:ARG:NH2	2:B:99:HIS:HB3	13	1.78
(1,37)	1:A:104:ARG:NH2	2:B:99:HIS:HD1	13	1.78
(1,37)	1:A:104:ARG:NH2	2:B:99:HIS:HD2	13	1.78
(1,37)	1:A:104:ARG:NH2	2:B:99:HIS:HE1	13	1.78
(1,37)	1:A:104:ARG:NH2	2:B:99:HIS:HE2	13	1.78
(1,37)	1:A:104:ARG:NH2	2:B:99:HIS:N	13	1.78
(1,37)	1:A:104:ARG:NH2	2:B:99:HIS:ND1	13	1.78
(1,37)	1:A:104:ARG:NH2	2:B:99:HIS:NE2	13	1.78
(1,37)	1:A:104:ARG:NH2	2:B:99:HIS:O	13	1.78
(1,37)	1:A:104:ARG:NH2	2:B:101:VAL:C	13	1.78
(1,37)	1:A:104:ARG:NH2	2:B:101:VAL:CA	13	1.78
(1,37)	1:A:104:ARG:NH2	2:B:101:VAL:CB	13	1.78
(1,37)	1:A:104:ARG:NH2	2:B:101:VAL:CG1	13	1.78
(1,37)	1:A:104:ARG:NH2	2:B:101:VAL:CG2	13	1.78
(1,37)	1:A:104:ARG:NH2	2:B:101:VAL:H	13	1.78
(1,37)	1:A:104:ARG:NH2	2:B:101:VAL:HA	13	1.78
(1,37)	1:A:104:ARG:NH2	2:B:101:VAL:HB	13	1.78
(1,37)	1:A:104:ARG:NH2	2:B:101:VAL:HG11	13	1.78
(1,37)	1:A:104:ARG:NH2	2:B:101:VAL:HG12	13	1.78
(1,37)	1:A:104:ARG:NH2	2:B:101:VAL:HG13	13	1.78
(1,37)	1:A:104:ARG:NH2	2:B:101:VAL:HG21	13	1.78
(1,37)	1:A:104:ARG:NH2	2:B:101:VAL:HG22	13	1.78
(1,37)	1:A:104:ARG:NH2	2:B:101:VAL:HG23	13	1.78
(1,37)	1:A:104:ARG:NH2	2:B:101:VAL:N	13	1.78
(1,37)	1:A:104:ARG:NH2	2:B:101:VAL:O	13	1.78
(1,37)	1:A:104:ARG:O	2:B:75:ILE:C	13	1.78
(1,37)	1:A:104:ARG:O	2:B:75:ILE:CA	13	1.78
(1,37)	1:A:104:ARG:O	2:B:75:ILE:CB	13	1.78
(1,37)	1:A:104:ARG:O	2:B:75:ILE:CD1	13	1.78
(1,37)	1:A:104:ARG:O	2:B:75:ILE:CG1	13	1.78
(1,37)	1:A:104:ARG:O	2:B:75:ILE:CG2	13	1.78
(1,37)	1:A:104:ARG:O	2:B:75:ILE:H	13	1.78
(1,37)	1:A:104:ARG:O	2:B:75:ILE:HA	13	1.78

*Continued on next page...*

*Continued from previous page...*

Key	Atom-1	Atom-2	Model ID	Violation (Å)
(1,37)	1:A:104:ARG:O	2:B:75:ILE:HB	13	1.78
(1,37)	1:A:104:ARG:O	2:B:75:ILE:HD11	13	1.78
(1,37)	1:A:104:ARG:O	2:B:75:ILE:HD12	13	1.78
(1,37)	1:A:104:ARG:O	2:B:75:ILE:HD13	13	1.78
(1,37)	1:A:104:ARG:O	2:B:75:ILE:HG12	13	1.78
(1,37)	1:A:104:ARG:O	2:B:75:ILE:HG13	13	1.78
(1,37)	1:A:104:ARG:O	2:B:75:ILE:HG21	13	1.78
(1,37)	1:A:104:ARG:O	2:B:75:ILE:HG22	13	1.78
(1,37)	1:A:104:ARG:O	2:B:75:ILE:HG23	13	1.78
(1,37)	1:A:104:ARG:O	2:B:75:ILE:N	13	1.78
(1,37)	1:A:104:ARG:O	2:B:75:ILE:O	13	1.78
(1,37)	1:A:104:ARG:O	2:B:77:ALA:C	13	1.78
(1,37)	1:A:104:ARG:O	2:B:77:ALA:CA	13	1.78
(1,37)	1:A:104:ARG:O	2:B:77:ALA:CB	13	1.78
(1,37)	1:A:104:ARG:O	2:B:77:ALA:H	13	1.78
(1,37)	1:A:104:ARG:O	2:B:77:ALA:HA	13	1.78
(1,37)	1:A:104:ARG:O	2:B:77:ALA:HB1	13	1.78
(1,37)	1:A:104:ARG:O	2:B:77:ALA:HB2	13	1.78
(1,37)	1:A:104:ARG:O	2:B:77:ALA:HB3	13	1.78
(1,37)	1:A:104:ARG:O	2:B:77:ALA:N	13	1.78
(1,37)	1:A:104:ARG:O	2:B:77:ALA:O	13	1.78
(1,37)	1:A:104:ARG:O	2:B:78:GLY:C	13	1.78
(1,37)	1:A:104:ARG:O	2:B:78:GLY:CA	13	1.78
(1,37)	1:A:104:ARG:O	2:B:78:GLY:H	13	1.78
(1,37)	1:A:104:ARG:O	2:B:78:GLY:HA2	13	1.78
(1,37)	1:A:104:ARG:O	2:B:78:GLY:HA3	13	1.78
(1,37)	1:A:104:ARG:O	2:B:78:GLY:N	13	1.78
(1,37)	1:A:104:ARG:O	2:B:78:GLY:O	13	1.78
(1,37)	1:A:104:ARG:O	2:B:79:LYS:C	13	1.78
(1,37)	1:A:104:ARG:O	2:B:79:LYS:CA	13	1.78
(1,37)	1:A:104:ARG:O	2:B:79:LYS:CB	13	1.78
(1,37)	1:A:104:ARG:O	2:B:79:LYS:CD	13	1.78
(1,37)	1:A:104:ARG:O	2:B:79:LYS:CE	13	1.78
(1,37)	1:A:104:ARG:O	2:B:79:LYS:CG	13	1.78
(1,37)	1:A:104:ARG:O	2:B:79:LYS:H	13	1.78
(1,37)	1:A:104:ARG:O	2:B:79:LYS:HA	13	1.78
(1,37)	1:A:104:ARG:O	2:B:79:LYS:HB2	13	1.78
(1,37)	1:A:104:ARG:O	2:B:79:LYS:HB3	13	1.78
(1,37)	1:A:104:ARG:O	2:B:79:LYS:HD2	13	1.78
(1,37)	1:A:104:ARG:O	2:B:79:LYS:HD3	13	1.78
(1,37)	1:A:104:ARG:O	2:B:79:LYS:HE2	13	1.78
(1,37)	1:A:104:ARG:O	2:B:79:LYS:HE3	13	1.78

*Continued on next page...*

*Continued from previous page...*

Key	Atom-1	Atom-2	Model ID	Violation (Å)
(1,37)	1:A:104:ARG:O	2:B:79:LYS:HG2	13	1.78
(1,37)	1:A:104:ARG:O	2:B:79:LYS:HG3	13	1.78
(1,37)	1:A:104:ARG:O	2:B:79:LYS:HZ1	13	1.78
(1,37)	1:A:104:ARG:O	2:B:79:LYS:HZ2	13	1.78
(1,37)	1:A:104:ARG:O	2:B:79:LYS:HZ3	13	1.78
(1,37)	1:A:104:ARG:O	2:B:79:LYS:N	13	1.78
(1,37)	1:A:104:ARG:O	2:B:79:LYS:NZ	13	1.78
(1,37)	1:A:104:ARG:O	2:B:79:LYS:O	13	1.78
(1,37)	1:A:104:ARG:O	2:B:80:ILE:C	13	1.78
(1,37)	1:A:104:ARG:O	2:B:80:ILE:CA	13	1.78
(1,37)	1:A:104:ARG:O	2:B:80:ILE:CB	13	1.78
(1,37)	1:A:104:ARG:O	2:B:80:ILE:CD1	13	1.78
(1,37)	1:A:104:ARG:O	2:B:80:ILE:CG1	13	1.78
(1,37)	1:A:104:ARG:O	2:B:80:ILE:CG2	13	1.78
(1,37)	1:A:104:ARG:O	2:B:80:ILE:H	13	1.78
(1,37)	1:A:104:ARG:O	2:B:80:ILE:HA	13	1.78
(1,37)	1:A:104:ARG:O	2:B:80:ILE:HB	13	1.78
(1,37)	1:A:104:ARG:O	2:B:80:ILE:HD11	13	1.78
(1,37)	1:A:104:ARG:O	2:B:80:ILE:HD12	13	1.78
(1,37)	1:A:104:ARG:O	2:B:80:ILE:HD13	13	1.78
(1,37)	1:A:104:ARG:O	2:B:80:ILE:HG12	13	1.78
(1,37)	1:A:104:ARG:O	2:B:80:ILE:HG13	13	1.78
(1,37)	1:A:104:ARG:O	2:B:80:ILE:HG21	13	1.78
(1,37)	1:A:104:ARG:O	2:B:80:ILE:HG22	13	1.78
(1,37)	1:A:104:ARG:O	2:B:80:ILE:HG23	13	1.78
(1,37)	1:A:104:ARG:O	2:B:80:ILE:N	13	1.78
(1,37)	1:A:104:ARG:O	2:B:80:ILE:O	13	1.78
(1,37)	1:A:104:ARG:O	2:B:84:GLN:C	13	1.78
(1,37)	1:A:104:ARG:O	2:B:84:GLN:CA	13	1.78
(1,37)	1:A:104:ARG:O	2:B:84:GLN:CB	13	1.78
(1,37)	1:A:104:ARG:O	2:B:84:GLN:CD	13	1.78
(1,37)	1:A:104:ARG:O	2:B:84:GLN:CG	13	1.78
(1,37)	1:A:104:ARG:O	2:B:84:GLN:H	13	1.78
(1,37)	1:A:104:ARG:O	2:B:84:GLN:HA	13	1.78
(1,37)	1:A:104:ARG:O	2:B:84:GLN:HB2	13	1.78
(1,37)	1:A:104:ARG:O	2:B:84:GLN:HB3	13	1.78
(1,37)	1:A:104:ARG:O	2:B:84:GLN:HE21	13	1.78
(1,37)	1:A:104:ARG:O	2:B:84:GLN:HE22	13	1.78
(1,37)	1:A:104:ARG:O	2:B:84:GLN:HG2	13	1.78
(1,37)	1:A:104:ARG:O	2:B:84:GLN:HG3	13	1.78
(1,37)	1:A:104:ARG:O	2:B:84:GLN:N	13	1.78
(1,37)	1:A:104:ARG:O	2:B:84:GLN:NE2	13	1.78

*Continued on next page...*

*Continued from previous page...*

Key	Atom-1	Atom-2	Model ID	Violation (Å)
(1,37)	1:A:104:ARG:O	2:B:84:GLN:O	13	1.78
(1,37)	1:A:104:ARG:O	2:B:84:GLN:OE1	13	1.78
(1,37)	1:A:104:ARG:O	2:B:97:THR:C	13	1.78
(1,37)	1:A:104:ARG:O	2:B:97:THR:CA	13	1.78
(1,37)	1:A:104:ARG:O	2:B:97:THR:CB	13	1.78
(1,37)	1:A:104:ARG:O	2:B:97:THR:CG2	13	1.78
(1,37)	1:A:104:ARG:O	2:B:97:THR:H	13	1.78
(1,37)	1:A:104:ARG:O	2:B:97:THR:HA	13	1.78
(1,37)	1:A:104:ARG:O	2:B:97:THR:HB	13	1.78
(1,37)	1:A:104:ARG:O	2:B:97:THR:HG1	13	1.78
(1,37)	1:A:104:ARG:O	2:B:97:THR:HG21	13	1.78
(1,37)	1:A:104:ARG:O	2:B:97:THR:HG22	13	1.78
(1,37)	1:A:104:ARG:O	2:B:97:THR:HG23	13	1.78
(1,37)	1:A:104:ARG:O	2:B:97:THR:N	13	1.78
(1,37)	1:A:104:ARG:O	2:B:97:THR:O	13	1.78
(1,37)	1:A:104:ARG:O	2:B:97:THR:OG1	13	1.78
(1,37)	1:A:104:ARG:O	2:B:99:HIS:C	13	1.78
(1,37)	1:A:104:ARG:O	2:B:99:HIS:CA	13	1.78
(1,37)	1:A:104:ARG:O	2:B:99:HIS:CB	13	1.78
(1,37)	1:A:104:ARG:O	2:B:99:HIS:CD2	13	1.78
(1,37)	1:A:104:ARG:O	2:B:99:HIS:CE1	13	1.78
(1,37)	1:A:104:ARG:O	2:B:99:HIS:CG	13	1.78
(1,37)	1:A:104:ARG:O	2:B:99:HIS:H	13	1.78
(1,37)	1:A:104:ARG:O	2:B:99:HIS:HA	13	1.78
(1,37)	1:A:104:ARG:O	2:B:99:HIS:HB2	13	1.78
(1,37)	1:A:104:ARG:O	2:B:99:HIS:HB3	13	1.78
(1,37)	1:A:104:ARG:O	2:B:99:HIS:HD1	13	1.78
(1,37)	1:A:104:ARG:O	2:B:99:HIS:HD2	13	1.78
(1,37)	1:A:104:ARG:O	2:B:99:HIS:HE1	13	1.78
(1,37)	1:A:104:ARG:O	2:B:99:HIS:HE2	13	1.78
(1,37)	1:A:104:ARG:O	2:B:99:HIS:N	13	1.78
(1,37)	1:A:104:ARG:O	2:B:99:HIS:ND1	13	1.78
(1,37)	1:A:104:ARG:O	2:B:99:HIS:NE2	13	1.78
(1,37)	1:A:104:ARG:O	2:B:99:HIS:O	13	1.78
(1,37)	1:A:104:ARG:O	2:B:101:VAL:C	13	1.78
(1,37)	1:A:104:ARG:O	2:B:101:VAL:CA	13	1.78
(1,37)	1:A:104:ARG:O	2:B:101:VAL:CB	13	1.78
(1,37)	1:A:104:ARG:O	2:B:101:VAL:CG1	13	1.78
(1,37)	1:A:104:ARG:O	2:B:101:VAL:CG2	13	1.78
(1,37)	1:A:104:ARG:O	2:B:101:VAL:H	13	1.78
(1,37)	1:A:104:ARG:O	2:B:101:VAL:HA	13	1.78
(1,37)	1:A:104:ARG:O	2:B:101:VAL:HB	13	1.78

*Continued on next page...*

*Continued from previous page...*

Key	Atom-1	Atom-2	Model ID	Violation (Å)
(1,37)	1:A:104:ARG:O	2:B:101:VAL:HG11	13	1.78
(1,37)	1:A:104:ARG:O	2:B:101:VAL:HG12	13	1.78
(1,37)	1:A:104:ARG:O	2:B:101:VAL:HG13	13	1.78
(1,37)	1:A:104:ARG:O	2:B:101:VAL:HG21	13	1.78
(1,37)	1:A:104:ARG:O	2:B:101:VAL:HG22	13	1.78
(1,37)	1:A:104:ARG:O	2:B:101:VAL:HG23	13	1.78
(1,37)	1:A:104:ARG:O	2:B:101:VAL:N	13	1.78
(1,37)	1:A:104:ARG:O	2:B:101:VAL:O	13	1.78
(1,37)	1:A:104:ARG:C	2:B:75:ILE:C	8	1.77
(1,37)	1:A:104:ARG:C	2:B:75:ILE:CA	8	1.77
(1,37)	1:A:104:ARG:C	2:B:75:ILE:CB	8	1.77
(1,37)	1:A:104:ARG:C	2:B:75:ILE:CD1	8	1.77
(1,37)	1:A:104:ARG:C	2:B:75:ILE:CG1	8	1.77
(1,37)	1:A:104:ARG:C	2:B:75:ILE:CG2	8	1.77
(1,37)	1:A:104:ARG:C	2:B:75:ILE:H	8	1.77
(1,37)	1:A:104:ARG:C	2:B:75:ILE:HA	8	1.77
(1,37)	1:A:104:ARG:C	2:B:75:ILE:HB	8	1.77
(1,37)	1:A:104:ARG:C	2:B:75:ILE:HD11	8	1.77
(1,37)	1:A:104:ARG:C	2:B:75:ILE:HD12	8	1.77
(1,37)	1:A:104:ARG:C	2:B:75:ILE:HD13	8	1.77
(1,37)	1:A:104:ARG:C	2:B:75:ILE:HG12	8	1.77
(1,37)	1:A:104:ARG:C	2:B:75:ILE:HG13	8	1.77
(1,37)	1:A:104:ARG:C	2:B:75:ILE:HG21	8	1.77
(1,37)	1:A:104:ARG:C	2:B:75:ILE:HG22	8	1.77
(1,37)	1:A:104:ARG:C	2:B:75:ILE:HG23	8	1.77
(1,37)	1:A:104:ARG:C	2:B:75:ILE:N	8	1.77
(1,37)	1:A:104:ARG:C	2:B:75:ILE:O	8	1.77
(1,37)	1:A:104:ARG:C	2:B:77:ALA:C	8	1.77
(1,37)	1:A:104:ARG:C	2:B:77:ALA:CA	8	1.77
(1,37)	1:A:104:ARG:C	2:B:77:ALA:CB	8	1.77
(1,37)	1:A:104:ARG:C	2:B:77:ALA:H	8	1.77
(1,37)	1:A:104:ARG:C	2:B:77:ALA:HA	8	1.77
(1,37)	1:A:104:ARG:C	2:B:77:ALA:HB1	8	1.77
(1,37)	1:A:104:ARG:C	2:B:77:ALA:HB2	8	1.77
(1,37)	1:A:104:ARG:C	2:B:77:ALA:HB3	8	1.77
(1,37)	1:A:104:ARG:C	2:B:77:ALA:N	8	1.77
(1,37)	1:A:104:ARG:C	2:B:77:ALA:O	8	1.77
(1,37)	1:A:104:ARG:C	2:B:78:GLY:C	8	1.77
(1,37)	1:A:104:ARG:C	2:B:78:GLY:CA	8	1.77
(1,37)	1:A:104:ARG:C	2:B:78:GLY:H	8	1.77
(1,37)	1:A:104:ARG:C	2:B:78:GLY:HA2	8	1.77
(1,37)	1:A:104:ARG:C	2:B:78:GLY:HA3	8	1.77

*Continued on next page...*

Continued from previous page...

Key	Atom-1	Atom-2	Model ID	Violation (Å)
(1,37)	1:A:104:ARG:C	2:B:78:GLY:N	8	1.77
(1,37)	1:A:104:ARG:C	2:B:78:GLY:O	8	1.77
(1,37)	1:A:104:ARG:C	2:B:79:LYS:C	8	1.77
(1,37)	1:A:104:ARG:C	2:B:79:LYS:CA	8	1.77
(1,37)	1:A:104:ARG:C	2:B:79:LYS:CB	8	1.77
(1,37)	1:A:104:ARG:C	2:B:79:LYS:CD	8	1.77
(1,37)	1:A:104:ARG:C	2:B:79:LYS:CE	8	1.77
(1,37)	1:A:104:ARG:C	2:B:79:LYS:CG	8	1.77
(1,37)	1:A:104:ARG:C	2:B:79:LYS:H	8	1.77
(1,37)	1:A:104:ARG:C	2:B:79:LYS:HA	8	1.77
(1,37)	1:A:104:ARG:C	2:B:79:LYS:HB2	8	1.77
(1,37)	1:A:104:ARG:C	2:B:79:LYS:HB3	8	1.77
(1,37)	1:A:104:ARG:C	2:B:79:LYS:HD2	8	1.77
(1,37)	1:A:104:ARG:C	2:B:79:LYS:HD3	8	1.77
(1,37)	1:A:104:ARG:C	2:B:79:LYS:HE2	8	1.77
(1,37)	1:A:104:ARG:C	2:B:79:LYS:HE3	8	1.77
(1,37)	1:A:104:ARG:C	2:B:79:LYS:HG2	8	1.77
(1,37)	1:A:104:ARG:C	2:B:79:LYS:HG3	8	1.77
(1,37)	1:A:104:ARG:C	2:B:79:LYS:HZ1	8	1.77
(1,37)	1:A:104:ARG:C	2:B:79:LYS:HZ2	8	1.77
(1,37)	1:A:104:ARG:C	2:B:79:LYS:HZ3	8	1.77
(1,37)	1:A:104:ARG:C	2:B:79:LYS:N	8	1.77
(1,37)	1:A:104:ARG:C	2:B:79:LYS:NZ	8	1.77
(1,37)	1:A:104:ARG:C	2:B:79:LYS:O	8	1.77
(1,37)	1:A:104:ARG:C	2:B:80:ILE:C	8	1.77
(1,37)	1:A:104:ARG:C	2:B:80:ILE:CA	8	1.77
(1,37)	1:A:104:ARG:C	2:B:80:ILE:CB	8	1.77
(1,37)	1:A:104:ARG:C	2:B:80:ILE:CD1	8	1.77
(1,37)	1:A:104:ARG:C	2:B:80:ILE:CG1	8	1.77
(1,37)	1:A:104:ARG:C	2:B:80:ILE:CG2	8	1.77
(1,37)	1:A:104:ARG:C	2:B:80:ILE:H	8	1.77
(1,37)	1:A:104:ARG:C	2:B:80:ILE:HA	8	1.77
(1,37)	1:A:104:ARG:C	2:B:80:ILE:HB	8	1.77
(1,37)	1:A:104:ARG:C	2:B:80:ILE:HD11	8	1.77
(1,37)	1:A:104:ARG:C	2:B:80:ILE:HD12	8	1.77
(1,37)	1:A:104:ARG:C	2:B:80:ILE:HD13	8	1.77
(1,37)	1:A:104:ARG:C	2:B:80:ILE:HG12	8	1.77
(1,37)	1:A:104:ARG:C	2:B:80:ILE:HG13	8	1.77
(1,37)	1:A:104:ARG:C	2:B:80:ILE:HG21	8	1.77
(1,37)	1:A:104:ARG:C	2:B:80:ILE:HG22	8	1.77
(1,37)	1:A:104:ARG:C	2:B:80:ILE:HG23	8	1.77
(1,37)	1:A:104:ARG:C	2:B:80:ILE:N	8	1.77

Continued on next page...

*Continued from previous page...*

Key	Atom-1	Atom-2	Model ID	Violation (Å)
(1,37)	1:A:104:ARG:C	2:B:80:ILE:O	8	1.77
(1,37)	1:A:104:ARG:C	2:B:84:GLN:C	8	1.77
(1,37)	1:A:104:ARG:C	2:B:84:GLN:CA	8	1.77
(1,37)	1:A:104:ARG:C	2:B:84:GLN:CB	8	1.77
(1,37)	1:A:104:ARG:C	2:B:84:GLN:CD	8	1.77
(1,37)	1:A:104:ARG:C	2:B:84:GLN:CG	8	1.77
(1,37)	1:A:104:ARG:C	2:B:84:GLN:H	8	1.77
(1,37)	1:A:104:ARG:C	2:B:84:GLN:HA	8	1.77
(1,37)	1:A:104:ARG:C	2:B:84:GLN:HB2	8	1.77
(1,37)	1:A:104:ARG:C	2:B:84:GLN:HB3	8	1.77
(1,37)	1:A:104:ARG:C	2:B:84:GLN:HE21	8	1.77
(1,37)	1:A:104:ARG:C	2:B:84:GLN:HE22	8	1.77
(1,37)	1:A:104:ARG:C	2:B:84:GLN:HG2	8	1.77
(1,37)	1:A:104:ARG:C	2:B:84:GLN:HG3	8	1.77
(1,37)	1:A:104:ARG:C	2:B:84:GLN:N	8	1.77
(1,37)	1:A:104:ARG:C	2:B:84:GLN:NE2	8	1.77
(1,37)	1:A:104:ARG:C	2:B:84:GLN:O	8	1.77
(1,37)	1:A:104:ARG:C	2:B:84:GLN:OE1	8	1.77
(1,37)	1:A:104:ARG:C	2:B:97:THR:C	8	1.77
(1,37)	1:A:104:ARG:C	2:B:97:THR:CA	8	1.77
(1,37)	1:A:104:ARG:C	2:B:97:THR:CB	8	1.77
(1,37)	1:A:104:ARG:C	2:B:97:THR:CG2	8	1.77
(1,37)	1:A:104:ARG:C	2:B:97:THR:H	8	1.77
(1,37)	1:A:104:ARG:C	2:B:97:THR:HA	8	1.77
(1,37)	1:A:104:ARG:C	2:B:97:THR:HB	8	1.77
(1,37)	1:A:104:ARG:C	2:B:97:THR:HG1	8	1.77
(1,37)	1:A:104:ARG:C	2:B:97:THR:HG21	8	1.77
(1,37)	1:A:104:ARG:C	2:B:97:THR:HG22	8	1.77
(1,37)	1:A:104:ARG:C	2:B:97:THR:HG23	8	1.77
(1,37)	1:A:104:ARG:C	2:B:97:THR:N	8	1.77
(1,37)	1:A:104:ARG:C	2:B:97:THR:O	8	1.77
(1,37)	1:A:104:ARG:C	2:B:97:THR:OG1	8	1.77
(1,37)	1:A:104:ARG:C	2:B:99:HIS:C	8	1.77
(1,37)	1:A:104:ARG:C	2:B:99:HIS:CA	8	1.77
(1,37)	1:A:104:ARG:C	2:B:99:HIS:CB	8	1.77
(1,37)	1:A:104:ARG:C	2:B:99:HIS:CD2	8	1.77
(1,37)	1:A:104:ARG:C	2:B:99:HIS:CE1	8	1.77
(1,37)	1:A:104:ARG:C	2:B:99:HIS:CG	8	1.77
(1,37)	1:A:104:ARG:C	2:B:99:HIS:H	8	1.77
(1,37)	1:A:104:ARG:C	2:B:99:HIS:HA	8	1.77
(1,37)	1:A:104:ARG:C	2:B:99:HIS:HB2	8	1.77
(1,37)	1:A:104:ARG:C	2:B:99:HIS:HB3	8	1.77

*Continued on next page...*



*Continued from previous page...*

Key	Atom-1	Atom-2	Model ID	Violation (Å)
(1,37)	1:A:104:ARG:C	2:B:99:HIS:HD1	8	1.77
(1,37)	1:A:104:ARG:C	2:B:99:HIS:HD2	8	1.77
(1,37)	1:A:104:ARG:C	2:B:99:HIS:HE1	8	1.77
(1,37)	1:A:104:ARG:C	2:B:99:HIS:HE2	8	1.77
(1,37)	1:A:104:ARG:C	2:B:99:HIS:N	8	1.77
(1,37)	1:A:104:ARG:C	2:B:99:HIS:ND1	8	1.77
(1,37)	1:A:104:ARG:C	2:B:99:HIS:NE2	8	1.77
(1,37)	1:A:104:ARG:C	2:B:99:HIS:O	8	1.77
(1,37)	1:A:104:ARG:C	2:B:101:VAL:C	8	1.77
(1,37)	1:A:104:ARG:C	2:B:101:VAL:CA	8	1.77
(1,37)	1:A:104:ARG:C	2:B:101:VAL:CB	8	1.77
(1,37)	1:A:104:ARG:C	2:B:101:VAL:CG1	8	1.77
(1,37)	1:A:104:ARG:C	2:B:101:VAL:CG2	8	1.77
(1,37)	1:A:104:ARG:C	2:B:101:VAL:H	8	1.77
(1,37)	1:A:104:ARG:C	2:B:101:VAL:HA	8	1.77
(1,37)	1:A:104:ARG:C	2:B:101:VAL:HB	8	1.77
(1,37)	1:A:104:ARG:C	2:B:101:VAL:HG11	8	1.77
(1,37)	1:A:104:ARG:C	2:B:101:VAL:HG12	8	1.77
(1,37)	1:A:104:ARG:C	2:B:101:VAL:HG13	8	1.77
(1,37)	1:A:104:ARG:C	2:B:101:VAL:HG21	8	1.77
(1,37)	1:A:104:ARG:C	2:B:101:VAL:HG22	8	1.77
(1,37)	1:A:104:ARG:C	2:B:101:VAL:HG23	8	1.77
(1,37)	1:A:104:ARG:C	2:B:101:VAL:N	8	1.77
(1,37)	1:A:104:ARG:C	2:B:101:VAL:O	8	1.77
(1,37)	1:A:104:ARG:CA	2:B:75:ILE:C	8	1.77
(1,37)	1:A:104:ARG:CA	2:B:75:ILE:CA	8	1.77
(1,37)	1:A:104:ARG:CA	2:B:75:ILE:CB	8	1.77
(1,37)	1:A:104:ARG:CA	2:B:75:ILE:CD1	8	1.77
(1,37)	1:A:104:ARG:CA	2:B:75:ILE:CG1	8	1.77
(1,37)	1:A:104:ARG:CA	2:B:75:ILE:CG2	8	1.77
(1,37)	1:A:104:ARG:CA	2:B:75:ILE:H	8	1.77
(1,37)	1:A:104:ARG:CA	2:B:75:ILE:HA	8	1.77
(1,37)	1:A:104:ARG:CA	2:B:75:ILE:HB	8	1.77
(1,37)	1:A:104:ARG:CA	2:B:75:ILE:HD11	8	1.77
(1,37)	1:A:104:ARG:CA	2:B:75:ILE:HD12	8	1.77
(1,37)	1:A:104:ARG:CA	2:B:75:ILE:HD13	8	1.77
(1,37)	1:A:104:ARG:CA	2:B:75:ILE:HG12	8	1.77
(1,37)	1:A:104:ARG:CA	2:B:75:ILE:HG13	8	1.77
(1,37)	1:A:104:ARG:CA	2:B:75:ILE:HG21	8	1.77
(1,37)	1:A:104:ARG:CA	2:B:75:ILE:HG22	8	1.77
(1,37)	1:A:104:ARG:CA	2:B:75:ILE:HG23	8	1.77
(1,37)	1:A:104:ARG:CA	2:B:75:ILE:N	8	1.77

*Continued on next page...*

*Continued from previous page...*

Key	Atom-1	Atom-2	Model ID	Violation (Å)
(1,37)	1:A:104:ARG:CA	2:B:75:ILE:O	8	1.77
(1,37)	1:A:104:ARG:CA	2:B:77:ALA:C	8	1.77
(1,37)	1:A:104:ARG:CA	2:B:77:ALA:CA	8	1.77
(1,37)	1:A:104:ARG:CA	2:B:77:ALA:CB	8	1.77
(1,37)	1:A:104:ARG:CA	2:B:77:ALA:H	8	1.77
(1,37)	1:A:104:ARG:CA	2:B:77:ALA:HA	8	1.77
(1,37)	1:A:104:ARG:CA	2:B:77:ALA:HB1	8	1.77
(1,37)	1:A:104:ARG:CA	2:B:77:ALA:HB2	8	1.77
(1,37)	1:A:104:ARG:CA	2:B:77:ALA:HB3	8	1.77
(1,37)	1:A:104:ARG:CA	2:B:77:ALA:N	8	1.77
(1,37)	1:A:104:ARG:CA	2:B:77:ALA:O	8	1.77
(1,37)	1:A:104:ARG:CA	2:B:78:GLY:C	8	1.77
(1,37)	1:A:104:ARG:CA	2:B:78:GLY:CA	8	1.77
(1,37)	1:A:104:ARG:CA	2:B:78:GLY:H	8	1.77
(1,37)	1:A:104:ARG:CA	2:B:78:GLY:HA2	8	1.77
(1,37)	1:A:104:ARG:CA	2:B:78:GLY:HA3	8	1.77
(1,37)	1:A:104:ARG:CA	2:B:78:GLY:N	8	1.77
(1,37)	1:A:104:ARG:CA	2:B:78:GLY:O	8	1.77
(1,37)	1:A:104:ARG:CA	2:B:79:LYS:C	8	1.77
(1,37)	1:A:104:ARG:CA	2:B:79:LYS:CA	8	1.77
(1,37)	1:A:104:ARG:CA	2:B:79:LYS:CB	8	1.77
(1,37)	1:A:104:ARG:CA	2:B:79:LYS:CD	8	1.77
(1,37)	1:A:104:ARG:CA	2:B:79:LYS:CE	8	1.77
(1,37)	1:A:104:ARG:CA	2:B:79:LYS:CG	8	1.77
(1,37)	1:A:104:ARG:CA	2:B:79:LYS:H	8	1.77
(1,37)	1:A:104:ARG:CA	2:B:79:LYS:HA	8	1.77
(1,37)	1:A:104:ARG:CA	2:B:79:LYS:HB2	8	1.77
(1,37)	1:A:104:ARG:CA	2:B:79:LYS:HB3	8	1.77
(1,37)	1:A:104:ARG:CA	2:B:79:LYS:HD2	8	1.77
(1,37)	1:A:104:ARG:CA	2:B:79:LYS:HD3	8	1.77
(1,37)	1:A:104:ARG:CA	2:B:79:LYS:HE2	8	1.77
(1,37)	1:A:104:ARG:CA	2:B:79:LYS:HE3	8	1.77
(1,37)	1:A:104:ARG:CA	2:B:79:LYS:HG2	8	1.77
(1,37)	1:A:104:ARG:CA	2:B:79:LYS:HG3	8	1.77
(1,37)	1:A:104:ARG:CA	2:B:79:LYS:HZ1	8	1.77
(1,37)	1:A:104:ARG:CA	2:B:79:LYS:HZ2	8	1.77
(1,37)	1:A:104:ARG:CA	2:B:79:LYS:HZ3	8	1.77
(1,37)	1:A:104:ARG:CA	2:B:79:LYS:N	8	1.77
(1,37)	1:A:104:ARG:CA	2:B:79:LYS:NZ	8	1.77
(1,37)	1:A:104:ARG:CA	2:B:79:LYS:O	8	1.77
(1,37)	1:A:104:ARG:CA	2:B:80:ILE:C	8	1.77
(1,37)	1:A:104:ARG:CA	2:B:80:ILE:CA	8	1.77

*Continued on next page...*

*Continued from previous page...*

Key	Atom-1	Atom-2	Model ID	Violation (Å)
(1,37)	1:A:104:ARG:CA	2:B:80:ILE:CB	8	1.77
(1,37)	1:A:104:ARG:CA	2:B:80:ILE:CD1	8	1.77
(1,37)	1:A:104:ARG:CA	2:B:80:ILE:CG1	8	1.77
(1,37)	1:A:104:ARG:CA	2:B:80:ILE:CG2	8	1.77
(1,37)	1:A:104:ARG:CA	2:B:80:ILE:H	8	1.77
(1,37)	1:A:104:ARG:CA	2:B:80:ILE:HA	8	1.77
(1,37)	1:A:104:ARG:CA	2:B:80:ILE:HB	8	1.77
(1,37)	1:A:104:ARG:CA	2:B:80:ILE:HD11	8	1.77
(1,37)	1:A:104:ARG:CA	2:B:80:ILE:HD12	8	1.77
(1,37)	1:A:104:ARG:CA	2:B:80:ILE:HD13	8	1.77
(1,37)	1:A:104:ARG:CA	2:B:80:ILE:HG12	8	1.77
(1,37)	1:A:104:ARG:CA	2:B:80:ILE:HG13	8	1.77
(1,37)	1:A:104:ARG:CA	2:B:80:ILE:HG21	8	1.77
(1,37)	1:A:104:ARG:CA	2:B:80:ILE:HG22	8	1.77
(1,37)	1:A:104:ARG:CA	2:B:80:ILE:HG23	8	1.77
(1,37)	1:A:104:ARG:CA	2:B:80:ILE:N	8	1.77
(1,37)	1:A:104:ARG:CA	2:B:80:ILE:O	8	1.77
(1,37)	1:A:104:ARG:CA	2:B:84:GLN:C	8	1.77
(1,37)	1:A:104:ARG:CA	2:B:84:GLN:CA	8	1.77
(1,37)	1:A:104:ARG:CA	2:B:84:GLN:CB	8	1.77
(1,37)	1:A:104:ARG:CA	2:B:84:GLN:CD	8	1.77
(1,37)	1:A:104:ARG:CA	2:B:84:GLN:CG	8	1.77
(1,37)	1:A:104:ARG:CA	2:B:84:GLN:H	8	1.77
(1,37)	1:A:104:ARG:CA	2:B:84:GLN:HA	8	1.77
(1,37)	1:A:104:ARG:CA	2:B:84:GLN:HB2	8	1.77
(1,37)	1:A:104:ARG:CA	2:B:84:GLN:HB3	8	1.77
(1,37)	1:A:104:ARG:CA	2:B:84:GLN:HE21	8	1.77
(1,37)	1:A:104:ARG:CA	2:B:84:GLN:HE22	8	1.77
(1,37)	1:A:104:ARG:CA	2:B:84:GLN:HG2	8	1.77
(1,37)	1:A:104:ARG:CA	2:B:84:GLN:HG3	8	1.77
(1,37)	1:A:104:ARG:CA	2:B:84:GLN:N	8	1.77
(1,37)	1:A:104:ARG:CA	2:B:84:GLN:NE2	8	1.77
(1,37)	1:A:104:ARG:CA	2:B:84:GLN:O	8	1.77
(1,37)	1:A:104:ARG:CA	2:B:84:GLN:OE1	8	1.77
(1,37)	1:A:104:ARG:CA	2:B:97:THR:C	8	1.77
(1,37)	1:A:104:ARG:CA	2:B:97:THR:CA	8	1.77
(1,37)	1:A:104:ARG:CA	2:B:97:THR:CB	8	1.77
(1,37)	1:A:104:ARG:CA	2:B:97:THR:CG2	8	1.77
(1,37)	1:A:104:ARG:CA	2:B:97:THR:H	8	1.77
(1,37)	1:A:104:ARG:CA	2:B:97:THR:HA	8	1.77
(1,37)	1:A:104:ARG:CA	2:B:97:THR:HB	8	1.77
(1,37)	1:A:104:ARG:CA	2:B:97:THR:HG1	8	1.77

*Continued on next page...*

*Continued from previous page...*

Key	Atom-1	Atom-2	Model ID	Violation (Å)
(1,37)	1:A:104:ARG:CA	2:B:97:THR:HG21	8	1.77
(1,37)	1:A:104:ARG:CA	2:B:97:THR:HG22	8	1.77
(1,37)	1:A:104:ARG:CA	2:B:97:THR:HG23	8	1.77
(1,37)	1:A:104:ARG:CA	2:B:97:THR:N	8	1.77
(1,37)	1:A:104:ARG:CA	2:B:97:THR:O	8	1.77
(1,37)	1:A:104:ARG:CA	2:B:97:THR:OG1	8	1.77
(1,37)	1:A:104:ARG:CA	2:B:99:HIS:C	8	1.77
(1,37)	1:A:104:ARG:CA	2:B:99:HIS:CA	8	1.77
(1,37)	1:A:104:ARG:CA	2:B:99:HIS:CB	8	1.77
(1,37)	1:A:104:ARG:CA	2:B:99:HIS:CD2	8	1.77
(1,37)	1:A:104:ARG:CA	2:B:99:HIS:CE1	8	1.77
(1,37)	1:A:104:ARG:CA	2:B:99:HIS:CG	8	1.77
(1,37)	1:A:104:ARG:CA	2:B:99:HIS:H	8	1.77
(1,37)	1:A:104:ARG:CA	2:B:99:HIS:HA	8	1.77
(1,37)	1:A:104:ARG:CA	2:B:99:HIS:HB2	8	1.77
(1,37)	1:A:104:ARG:CA	2:B:99:HIS:HB3	8	1.77
(1,37)	1:A:104:ARG:CA	2:B:99:HIS:HD1	8	1.77
(1,37)	1:A:104:ARG:CA	2:B:99:HIS:HD2	8	1.77
(1,37)	1:A:104:ARG:CA	2:B:99:HIS:HE1	8	1.77
(1,37)	1:A:104:ARG:CA	2:B:99:HIS:HE2	8	1.77
(1,37)	1:A:104:ARG:CA	2:B:99:HIS:N	8	1.77
(1,37)	1:A:104:ARG:CA	2:B:99:HIS:ND1	8	1.77
(1,37)	1:A:104:ARG:CA	2:B:99:HIS:NE2	8	1.77
(1,37)	1:A:104:ARG:CA	2:B:99:HIS:O	8	1.77
(1,37)	1:A:104:ARG:CA	2:B:101:VAL:C	8	1.77
(1,37)	1:A:104:ARG:CA	2:B:101:VAL:CA	8	1.77
(1,37)	1:A:104:ARG:CA	2:B:101:VAL:CB	8	1.77
(1,37)	1:A:104:ARG:CA	2:B:101:VAL:CG1	8	1.77
(1,37)	1:A:104:ARG:CA	2:B:101:VAL:CG2	8	1.77
(1,37)	1:A:104:ARG:CA	2:B:101:VAL:H	8	1.77
(1,37)	1:A:104:ARG:CA	2:B:101:VAL:HA	8	1.77
(1,37)	1:A:104:ARG:CA	2:B:101:VAL:HB	8	1.77
(1,37)	1:A:104:ARG:CA	2:B:101:VAL:HG11	8	1.77
(1,37)	1:A:104:ARG:CA	2:B:101:VAL:HG12	8	1.77
(1,37)	1:A:104:ARG:CA	2:B:101:VAL:HG13	8	1.77
(1,37)	1:A:104:ARG:CA	2:B:101:VAL:HG21	8	1.77
(1,37)	1:A:104:ARG:CA	2:B:101:VAL:HG22	8	1.77
(1,37)	1:A:104:ARG:CA	2:B:101:VAL:HG23	8	1.77
(1,37)	1:A:104:ARG:CA	2:B:101:VAL:N	8	1.77
(1,37)	1:A:104:ARG:CA	2:B:101:VAL:O	8	1.77
(1,37)	1:A:104:ARG:CB	2:B:75:ILE:C	8	1.77
(1,37)	1:A:104:ARG:CB	2:B:75:ILE:CA	8	1.77

*Continued on next page...*

*Continued from previous page...*

Key	Atom-1	Atom-2	Model ID	Violation (Å)
(1,37)	1:A:104:ARG:CB	2:B:75:ILE:CB	8	1.77
(1,37)	1:A:104:ARG:CB	2:B:75:ILE:CD1	8	1.77
(1,37)	1:A:104:ARG:CB	2:B:75:ILE:CG1	8	1.77
(1,37)	1:A:104:ARG:CB	2:B:75:ILE:CG2	8	1.77
(1,37)	1:A:104:ARG:CB	2:B:75:ILE:H	8	1.77
(1,37)	1:A:104:ARG:CB	2:B:75:ILE:HA	8	1.77
(1,37)	1:A:104:ARG:CB	2:B:75:ILE:HB	8	1.77
(1,37)	1:A:104:ARG:CB	2:B:75:ILE:HD11	8	1.77
(1,37)	1:A:104:ARG:CB	2:B:75:ILE:HD12	8	1.77
(1,37)	1:A:104:ARG:CB	2:B:75:ILE:HD13	8	1.77
(1,37)	1:A:104:ARG:CB	2:B:75:ILE:HG12	8	1.77
(1,37)	1:A:104:ARG:CB	2:B:75:ILE:HG13	8	1.77
(1,37)	1:A:104:ARG:CB	2:B:75:ILE:HG21	8	1.77
(1,37)	1:A:104:ARG:CB	2:B:75:ILE:HG22	8	1.77
(1,37)	1:A:104:ARG:CB	2:B:75:ILE:HG23	8	1.77
(1,37)	1:A:104:ARG:CB	2:B:75:ILE:N	8	1.77
(1,37)	1:A:104:ARG:CB	2:B:75:ILE:O	8	1.77
(1,37)	1:A:104:ARG:CB	2:B:77:ALA:C	8	1.77
(1,37)	1:A:104:ARG:CB	2:B:77:ALA:CA	8	1.77
(1,37)	1:A:104:ARG:CB	2:B:77:ALA:CB	8	1.77
(1,37)	1:A:104:ARG:CB	2:B:77:ALA:H	8	1.77
(1,37)	1:A:104:ARG:CB	2:B:77:ALA:HA	8	1.77
(1,37)	1:A:104:ARG:CB	2:B:77:ALA:HB1	8	1.77
(1,37)	1:A:104:ARG:CB	2:B:77:ALA:HB2	8	1.77
(1,37)	1:A:104:ARG:CB	2:B:77:ALA:HB3	8	1.77
(1,37)	1:A:104:ARG:CB	2:B:77:ALA:N	8	1.77
(1,37)	1:A:104:ARG:CB	2:B:77:ALA:O	8	1.77
(1,37)	1:A:104:ARG:CB	2:B:78:GLY:C	8	1.77
(1,37)	1:A:104:ARG:CB	2:B:78:GLY:CA	8	1.77
(1,37)	1:A:104:ARG:CB	2:B:78:GLY:H	8	1.77
(1,37)	1:A:104:ARG:CB	2:B:78:GLY:HA2	8	1.77
(1,37)	1:A:104:ARG:CB	2:B:78:GLY:HA3	8	1.77
(1,37)	1:A:104:ARG:CB	2:B:78:GLY:N	8	1.77
(1,37)	1:A:104:ARG:CB	2:B:78:GLY:O	8	1.77
(1,37)	1:A:104:ARG:CB	2:B:79:LYS:C	8	1.77
(1,37)	1:A:104:ARG:CB	2:B:79:LYS:CA	8	1.77
(1,37)	1:A:104:ARG:CB	2:B:79:LYS:CB	8	1.77
(1,37)	1:A:104:ARG:CB	2:B:79:LYS:CD	8	1.77
(1,37)	1:A:104:ARG:CB	2:B:79:LYS:CE	8	1.77
(1,37)	1:A:104:ARG:CB	2:B:79:LYS:CG	8	1.77
(1,37)	1:A:104:ARG:CB	2:B:79:LYS:H	8	1.77
(1,37)	1:A:104:ARG:CB	2:B:79:LYS:HA	8	1.77

*Continued on next page...*

*Continued from previous page...*

Key	Atom-1	Atom-2	Model ID	Violation (Å)
(1,37)	1:A:104:ARG:CB	2:B:79:LYS:HB2	8	1.77
(1,37)	1:A:104:ARG:CB	2:B:79:LYS:HB3	8	1.77
(1,37)	1:A:104:ARG:CB	2:B:79:LYS:HD2	8	1.77
(1,37)	1:A:104:ARG:CB	2:B:79:LYS:HD3	8	1.77
(1,37)	1:A:104:ARG:CB	2:B:79:LYS:HE2	8	1.77
(1,37)	1:A:104:ARG:CB	2:B:79:LYS:HE3	8	1.77
(1,37)	1:A:104:ARG:CB	2:B:79:LYS:HG2	8	1.77
(1,37)	1:A:104:ARG:CB	2:B:79:LYS:HG3	8	1.77
(1,37)	1:A:104:ARG:CB	2:B:79:LYS:HZ1	8	1.77
(1,37)	1:A:104:ARG:CB	2:B:79:LYS:HZ2	8	1.77
(1,37)	1:A:104:ARG:CB	2:B:79:LYS:HZ3	8	1.77
(1,37)	1:A:104:ARG:CB	2:B:79:LYS:N	8	1.77
(1,37)	1:A:104:ARG:CB	2:B:79:LYS:NZ	8	1.77
(1,37)	1:A:104:ARG:CB	2:B:79:LYS:O	8	1.77
(1,37)	1:A:104:ARG:CB	2:B:80:ILE:C	8	1.77
(1,37)	1:A:104:ARG:CB	2:B:80:ILE:CA	8	1.77
(1,37)	1:A:104:ARG:CB	2:B:80:ILE:CB	8	1.77
(1,37)	1:A:104:ARG:CB	2:B:80:ILE:CD1	8	1.77
(1,37)	1:A:104:ARG:CB	2:B:80:ILE:CG1	8	1.77
(1,37)	1:A:104:ARG:CB	2:B:80:ILE:CG2	8	1.77
(1,37)	1:A:104:ARG:CB	2:B:80:ILE:H	8	1.77
(1,37)	1:A:104:ARG:CB	2:B:80:ILE:HA	8	1.77
(1,37)	1:A:104:ARG:CB	2:B:80:ILE:HB	8	1.77
(1,37)	1:A:104:ARG:CB	2:B:80:ILE:HD11	8	1.77
(1,37)	1:A:104:ARG:CB	2:B:80:ILE:HD12	8	1.77
(1,37)	1:A:104:ARG:CB	2:B:80:ILE:HD13	8	1.77
(1,37)	1:A:104:ARG:CB	2:B:80:ILE:HG12	8	1.77
(1,37)	1:A:104:ARG:CB	2:B:80:ILE:HG13	8	1.77
(1,37)	1:A:104:ARG:CB	2:B:80:ILE:HG21	8	1.77
(1,37)	1:A:104:ARG:CB	2:B:80:ILE:HG22	8	1.77
(1,37)	1:A:104:ARG:CB	2:B:80:ILE:HG23	8	1.77
(1,37)	1:A:104:ARG:CB	2:B:80:ILE:N	8	1.77
(1,37)	1:A:104:ARG:CB	2:B:80:ILE:O	8	1.77
(1,37)	1:A:104:ARG:CB	2:B:84:GLN:C	8	1.77
(1,37)	1:A:104:ARG:CB	2:B:84:GLN:CA	8	1.77
(1,37)	1:A:104:ARG:CB	2:B:84:GLN:CB	8	1.77
(1,37)	1:A:104:ARG:CB	2:B:84:GLN:CD	8	1.77
(1,37)	1:A:104:ARG:CB	2:B:84:GLN:CG	8	1.77
(1,37)	1:A:104:ARG:CB	2:B:84:GLN:H	8	1.77
(1,37)	1:A:104:ARG:CB	2:B:84:GLN:HA	8	1.77
(1,37)	1:A:104:ARG:CB	2:B:84:GLN:HB2	8	1.77
(1,37)	1:A:104:ARG:CB	2:B:84:GLN:HB3	8	1.77

*Continued on next page...*

*Continued from previous page...*

Key	Atom-1	Atom-2	Model ID	Violation (Å)
(1,37)	1:A:104:ARG:CB	2:B:84:GLN:HE21	8	1.77
(1,37)	1:A:104:ARG:CB	2:B:84:GLN:HE22	8	1.77
(1,37)	1:A:104:ARG:CB	2:B:84:GLN:HG2	8	1.77
(1,37)	1:A:104:ARG:CB	2:B:84:GLN:HG3	8	1.77
(1,37)	1:A:104:ARG:CB	2:B:84:GLN:N	8	1.77
(1,37)	1:A:104:ARG:CB	2:B:84:GLN:NE2	8	1.77
(1,37)	1:A:104:ARG:CB	2:B:84:GLN:O	8	1.77
(1,37)	1:A:104:ARG:CB	2:B:84:GLN:OE1	8	1.77
(1,37)	1:A:104:ARG:CB	2:B:97:THR:C	8	1.77
(1,37)	1:A:104:ARG:CB	2:B:97:THR:CA	8	1.77
(1,37)	1:A:104:ARG:CB	2:B:97:THR:CB	8	1.77
(1,37)	1:A:104:ARG:CB	2:B:97:THR:CG2	8	1.77
(1,37)	1:A:104:ARG:CB	2:B:97:THR:H	8	1.77
(1,37)	1:A:104:ARG:CB	2:B:97:THR:HA	8	1.77
(1,37)	1:A:104:ARG:CB	2:B:97:THR:HB	8	1.77
(1,37)	1:A:104:ARG:CB	2:B:97:THR:HG1	8	1.77
(1,37)	1:A:104:ARG:CB	2:B:97:THR:HG21	8	1.77
(1,37)	1:A:104:ARG:CB	2:B:97:THR:HG22	8	1.77
(1,37)	1:A:104:ARG:CB	2:B:97:THR:HG23	8	1.77
(1,37)	1:A:104:ARG:CB	2:B:97:THR:N	8	1.77
(1,37)	1:A:104:ARG:CB	2:B:97:THR:O	8	1.77
(1,37)	1:A:104:ARG:CB	2:B:97:THR:OG1	8	1.77
(1,37)	1:A:104:ARG:CB	2:B:99:HIS:C	8	1.77
(1,37)	1:A:104:ARG:CB	2:B:99:HIS:CA	8	1.77
(1,37)	1:A:104:ARG:CB	2:B:99:HIS:CB	8	1.77
(1,37)	1:A:104:ARG:CB	2:B:99:HIS:CD2	8	1.77
(1,37)	1:A:104:ARG:CB	2:B:99:HIS:CE1	8	1.77
(1,37)	1:A:104:ARG:CB	2:B:99:HIS:CG	8	1.77
(1,37)	1:A:104:ARG:CB	2:B:99:HIS:H	8	1.77
(1,37)	1:A:104:ARG:CB	2:B:99:HIS:HA	8	1.77
(1,37)	1:A:104:ARG:CB	2:B:99:HIS:HB2	8	1.77
(1,37)	1:A:104:ARG:CB	2:B:99:HIS:HB3	8	1.77
(1,37)	1:A:104:ARG:CB	2:B:99:HIS:HD1	8	1.77
(1,37)	1:A:104:ARG:CB	2:B:99:HIS:HD2	8	1.77
(1,37)	1:A:104:ARG:CB	2:B:99:HIS:HE1	8	1.77
(1,37)	1:A:104:ARG:CB	2:B:99:HIS:HE2	8	1.77
(1,37)	1:A:104:ARG:CB	2:B:99:HIS:N	8	1.77
(1,37)	1:A:104:ARG:CB	2:B:99:HIS:ND1	8	1.77
(1,37)	1:A:104:ARG:CB	2:B:99:HIS:NE2	8	1.77
(1,37)	1:A:104:ARG:CB	2:B:99:HIS:O	8	1.77
(1,37)	1:A:104:ARG:CB	2:B:101:VAL:C	8	1.77
(1,37)	1:A:104:ARG:CB	2:B:101:VAL:CA	8	1.77

*Continued on next page...*

*Continued from previous page...*

Key	Atom-1	Atom-2	Model ID	Violation (Å)
(1,37)	1:A:104:ARG:CB	2:B:101:VAL:CB	8	1.77
(1,37)	1:A:104:ARG:CB	2:B:101:VAL:CG1	8	1.77
(1,37)	1:A:104:ARG:CB	2:B:101:VAL:CG2	8	1.77
(1,37)	1:A:104:ARG:CB	2:B:101:VAL:H	8	1.77
(1,37)	1:A:104:ARG:CB	2:B:101:VAL:HA	8	1.77
(1,37)	1:A:104:ARG:CB	2:B:101:VAL:HB	8	1.77
(1,37)	1:A:104:ARG:CB	2:B:101:VAL:HG11	8	1.77
(1,37)	1:A:104:ARG:CB	2:B:101:VAL:HG12	8	1.77
(1,37)	1:A:104:ARG:CB	2:B:101:VAL:HG13	8	1.77
(1,37)	1:A:104:ARG:CB	2:B:101:VAL:HG21	8	1.77
(1,37)	1:A:104:ARG:CB	2:B:101:VAL:HG22	8	1.77
(1,37)	1:A:104:ARG:CB	2:B:101:VAL:HG23	8	1.77
(1,37)	1:A:104:ARG:CB	2:B:101:VAL:N	8	1.77
(1,37)	1:A:104:ARG:CB	2:B:101:VAL:O	8	1.77
(1,37)	1:A:104:ARG:CD	2:B:75:ILE:C	8	1.77
(1,37)	1:A:104:ARG:CD	2:B:75:ILE:CA	8	1.77
(1,37)	1:A:104:ARG:CD	2:B:75:ILE:CB	8	1.77
(1,37)	1:A:104:ARG:CD	2:B:75:ILE:CD1	8	1.77
(1,37)	1:A:104:ARG:CD	2:B:75:ILE:CG1	8	1.77
(1,37)	1:A:104:ARG:CD	2:B:75:ILE:CG2	8	1.77
(1,37)	1:A:104:ARG:CD	2:B:75:ILE:H	8	1.77
(1,37)	1:A:104:ARG:CD	2:B:75:ILE:HA	8	1.77
(1,37)	1:A:104:ARG:CD	2:B:75:ILE:HB	8	1.77
(1,37)	1:A:104:ARG:CD	2:B:75:ILE:HD11	8	1.77
(1,37)	1:A:104:ARG:CD	2:B:75:ILE:HD12	8	1.77
(1,37)	1:A:104:ARG:CD	2:B:75:ILE:HD13	8	1.77
(1,37)	1:A:104:ARG:CD	2:B:75:ILE:HG12	8	1.77
(1,37)	1:A:104:ARG:CD	2:B:75:ILE:HG13	8	1.77
(1,37)	1:A:104:ARG:CD	2:B:75:ILE:HG21	8	1.77
(1,37)	1:A:104:ARG:CD	2:B:75:ILE:HG22	8	1.77
(1,37)	1:A:104:ARG:CD	2:B:75:ILE:HG23	8	1.77
(1,37)	1:A:104:ARG:CD	2:B:75:ILE:N	8	1.77
(1,37)	1:A:104:ARG:CD	2:B:75:ILE:O	8	1.77
(1,37)	1:A:104:ARG:CD	2:B:77:ALA:C	8	1.77
(1,37)	1:A:104:ARG:CD	2:B:77:ALA:CA	8	1.77
(1,37)	1:A:104:ARG:CD	2:B:77:ALA:CB	8	1.77
(1,37)	1:A:104:ARG:CD	2:B:77:ALA:H	8	1.77
(1,37)	1:A:104:ARG:CD	2:B:77:ALA:HA	8	1.77
(1,37)	1:A:104:ARG:CD	2:B:77:ALA:HB1	8	1.77
(1,37)	1:A:104:ARG:CD	2:B:77:ALA:HB2	8	1.77
(1,37)	1:A:104:ARG:CD	2:B:77:ALA:HB3	8	1.77
(1,37)	1:A:104:ARG:CD	2:B:77:ALA:N	8	1.77

*Continued on next page...*



*Continued from previous page...*

Key	Atom-1	Atom-2	Model ID	Violation (Å)
(1,37)	1:A:104:ARG:CD	2:B:77:ALA:O	8	1.77
(1,37)	1:A:104:ARG:CD	2:B:78:GLY:C	8	1.77
(1,37)	1:A:104:ARG:CD	2:B:78:GLY:CA	8	1.77
(1,37)	1:A:104:ARG:CD	2:B:78:GLY:H	8	1.77
(1,37)	1:A:104:ARG:CD	2:B:78:GLY:HA2	8	1.77
(1,37)	1:A:104:ARG:CD	2:B:78:GLY:HA3	8	1.77
(1,37)	1:A:104:ARG:CD	2:B:78:GLY:N	8	1.77
(1,37)	1:A:104:ARG:CD	2:B:78:GLY:O	8	1.77
(1,37)	1:A:104:ARG:CD	2:B:79:LYS:C	8	1.77
(1,37)	1:A:104:ARG:CD	2:B:79:LYS:CA	8	1.77
(1,37)	1:A:104:ARG:CD	2:B:79:LYS:CB	8	1.77
(1,37)	1:A:104:ARG:CD	2:B:79:LYS:CD	8	1.77
(1,37)	1:A:104:ARG:CD	2:B:79:LYS:CE	8	1.77
(1,37)	1:A:104:ARG:CD	2:B:79:LYS:CG	8	1.77
(1,37)	1:A:104:ARG:CD	2:B:79:LYS:H	8	1.77
(1,37)	1:A:104:ARG:CD	2:B:79:LYS:HA	8	1.77
(1,37)	1:A:104:ARG:CD	2:B:79:LYS:HB2	8	1.77
(1,37)	1:A:104:ARG:CD	2:B:79:LYS:HB3	8	1.77
(1,37)	1:A:104:ARG:CD	2:B:79:LYS:HD2	8	1.77
(1,37)	1:A:104:ARG:CD	2:B:79:LYS:HD3	8	1.77
(1,37)	1:A:104:ARG:CD	2:B:79:LYS:HE2	8	1.77
(1,37)	1:A:104:ARG:CD	2:B:79:LYS:HE3	8	1.77
(1,37)	1:A:104:ARG:CD	2:B:79:LYS:HG2	8	1.77
(1,37)	1:A:104:ARG:CD	2:B:79:LYS:HG3	8	1.77
(1,37)	1:A:104:ARG:CD	2:B:79:LYS:HZ1	8	1.77
(1,37)	1:A:104:ARG:CD	2:B:79:LYS:HZ2	8	1.77
(1,37)	1:A:104:ARG:CD	2:B:79:LYS:HZ3	8	1.77
(1,37)	1:A:104:ARG:CD	2:B:79:LYS:N	8	1.77
(1,37)	1:A:104:ARG:CD	2:B:79:LYS:NZ	8	1.77
(1,37)	1:A:104:ARG:CD	2:B:79:LYS:O	8	1.77
(1,37)	1:A:104:ARG:CD	2:B:80:ILE:C	8	1.77
(1,37)	1:A:104:ARG:CD	2:B:80:ILE:CA	8	1.77
(1,37)	1:A:104:ARG:CD	2:B:80:ILE:CB	8	1.77
(1,37)	1:A:104:ARG:CD	2:B:80:ILE:CD1	8	1.77
(1,37)	1:A:104:ARG:CD	2:B:80:ILE:CG1	8	1.77
(1,37)	1:A:104:ARG:CD	2:B:80:ILE:CG2	8	1.77
(1,37)	1:A:104:ARG:CD	2:B:80:ILE:H	8	1.77
(1,37)	1:A:104:ARG:CD	2:B:80:ILE:HA	8	1.77
(1,37)	1:A:104:ARG:CD	2:B:80:ILE:HB	8	1.77
(1,37)	1:A:104:ARG:CD	2:B:80:ILE:HD11	8	1.77
(1,37)	1:A:104:ARG:CD	2:B:80:ILE:HD12	8	1.77
(1,37)	1:A:104:ARG:CD	2:B:80:ILE:HD13	8	1.77

*Continued on next page...*

*Continued from previous page...*

Key	Atom-1	Atom-2	Model ID	Violation (Å)
(1,37)	1:A:104:ARG:CD	2:B:80:ILE:HG12	8	1.77
(1,37)	1:A:104:ARG:CD	2:B:80:ILE:HG13	8	1.77
(1,37)	1:A:104:ARG:CD	2:B:80:ILE:HG21	8	1.77
(1,37)	1:A:104:ARG:CD	2:B:80:ILE:HG22	8	1.77
(1,37)	1:A:104:ARG:CD	2:B:80:ILE:HG23	8	1.77
(1,37)	1:A:104:ARG:CD	2:B:80:ILE:N	8	1.77
(1,37)	1:A:104:ARG:CD	2:B:80:ILE:O	8	1.77
(1,37)	1:A:104:ARG:CD	2:B:84:GLN:C	8	1.77
(1,37)	1:A:104:ARG:CD	2:B:84:GLN:CA	8	1.77
(1,37)	1:A:104:ARG:CD	2:B:84:GLN:CB	8	1.77
(1,37)	1:A:104:ARG:CD	2:B:84:GLN:CD	8	1.77
(1,37)	1:A:104:ARG:CD	2:B:84:GLN:CG	8	1.77
(1,37)	1:A:104:ARG:CD	2:B:84:GLN:H	8	1.77
(1,37)	1:A:104:ARG:CD	2:B:84:GLN:HA	8	1.77
(1,37)	1:A:104:ARG:CD	2:B:84:GLN:HB2	8	1.77
(1,37)	1:A:104:ARG:CD	2:B:84:GLN:HB3	8	1.77
(1,37)	1:A:104:ARG:CD	2:B:84:GLN:HE21	8	1.77
(1,37)	1:A:104:ARG:CD	2:B:84:GLN:HE22	8	1.77
(1,37)	1:A:104:ARG:CD	2:B:84:GLN:HG2	8	1.77
(1,37)	1:A:104:ARG:CD	2:B:84:GLN:HG3	8	1.77
(1,37)	1:A:104:ARG:CD	2:B:84:GLN:N	8	1.77
(1,37)	1:A:104:ARG:CD	2:B:84:GLN:NE2	8	1.77
(1,37)	1:A:104:ARG:CD	2:B:84:GLN:O	8	1.77
(1,37)	1:A:104:ARG:CD	2:B:84:GLN:OE1	8	1.77
(1,37)	1:A:104:ARG:CD	2:B:97:THR:C	8	1.77
(1,37)	1:A:104:ARG:CD	2:B:97:THR:CA	8	1.77
(1,37)	1:A:104:ARG:CD	2:B:97:THR:CB	8	1.77
(1,37)	1:A:104:ARG:CD	2:B:97:THR:CG2	8	1.77
(1,37)	1:A:104:ARG:CD	2:B:97:THR:H	8	1.77
(1,37)	1:A:104:ARG:CD	2:B:97:THR:HA	8	1.77
(1,37)	1:A:104:ARG:CD	2:B:97:THR:HB	8	1.77
(1,37)	1:A:104:ARG:CD	2:B:97:THR:HG1	8	1.77
(1,37)	1:A:104:ARG:CD	2:B:97:THR:HG21	8	1.77
(1,37)	1:A:104:ARG:CD	2:B:97:THR:HG22	8	1.77
(1,37)	1:A:104:ARG:CD	2:B:97:THR:HG23	8	1.77
(1,37)	1:A:104:ARG:CD	2:B:97:THR:N	8	1.77
(1,37)	1:A:104:ARG:CD	2:B:97:THR:O	8	1.77
(1,37)	1:A:104:ARG:CD	2:B:97:THR:OG1	8	1.77
(1,37)	1:A:104:ARG:CD	2:B:99:HIS:C	8	1.77
(1,37)	1:A:104:ARG:CD	2:B:99:HIS:CA	8	1.77
(1,37)	1:A:104:ARG:CD	2:B:99:HIS:CB	8	1.77
(1,37)	1:A:104:ARG:CD	2:B:99:HIS:CD2	8	1.77

*Continued on next page...*

*Continued from previous page...*

Key	Atom-1	Atom-2	Model ID	Violation (Å)
(1,37)	1:A:104:ARG:CD	2:B:99:HIS:CE1	8	1.77
(1,37)	1:A:104:ARG:CD	2:B:99:HIS:CG	8	1.77
(1,37)	1:A:104:ARG:CD	2:B:99:HIS:H	8	1.77
(1,37)	1:A:104:ARG:CD	2:B:99:HIS:HA	8	1.77
(1,37)	1:A:104:ARG:CD	2:B:99:HIS:HB2	8	1.77
(1,37)	1:A:104:ARG:CD	2:B:99:HIS:HB3	8	1.77
(1,37)	1:A:104:ARG:CD	2:B:99:HIS:HD1	8	1.77
(1,37)	1:A:104:ARG:CD	2:B:99:HIS:HD2	8	1.77
(1,37)	1:A:104:ARG:CD	2:B:99:HIS:HE1	8	1.77
(1,37)	1:A:104:ARG:CD	2:B:99:HIS:HE2	8	1.77
(1,37)	1:A:104:ARG:CD	2:B:99:HIS:N	8	1.77
(1,37)	1:A:104:ARG:CD	2:B:99:HIS:ND1	8	1.77
(1,37)	1:A:104:ARG:CD	2:B:99:HIS:NE2	8	1.77
(1,37)	1:A:104:ARG:CD	2:B:99:HIS:O	8	1.77
(1,37)	1:A:104:ARG:CD	2:B:101:VAL:C	8	1.77
(1,37)	1:A:104:ARG:CD	2:B:101:VAL:CA	8	1.77
(1,37)	1:A:104:ARG:CD	2:B:101:VAL:CB	8	1.77
(1,37)	1:A:104:ARG:CD	2:B:101:VAL:CG1	8	1.77
(1,37)	1:A:104:ARG:CD	2:B:101:VAL:CG2	8	1.77
(1,37)	1:A:104:ARG:CD	2:B:101:VAL:H	8	1.77
(1,37)	1:A:104:ARG:CD	2:B:101:VAL:HA	8	1.77
(1,37)	1:A:104:ARG:CD	2:B:101:VAL:HB	8	1.77
(1,37)	1:A:104:ARG:CD	2:B:101:VAL:HG11	8	1.77
(1,37)	1:A:104:ARG:CD	2:B:101:VAL:HG12	8	1.77
(1,37)	1:A:104:ARG:CD	2:B:101:VAL:HG13	8	1.77
(1,37)	1:A:104:ARG:CD	2:B:101:VAL:HG21	8	1.77
(1,37)	1:A:104:ARG:CD	2:B:101:VAL:HG22	8	1.77
(1,37)	1:A:104:ARG:CD	2:B:101:VAL:HG23	8	1.77
(1,37)	1:A:104:ARG:CD	2:B:101:VAL:N	8	1.77
(1,37)	1:A:104:ARG:CD	2:B:101:VAL:O	8	1.77
(1,37)	1:A:104:ARG:CG	2:B:75:ILE:C	8	1.77
(1,37)	1:A:104:ARG:CG	2:B:75:ILE:CA	8	1.77
(1,37)	1:A:104:ARG:CG	2:B:75:ILE:CB	8	1.77
(1,37)	1:A:104:ARG:CG	2:B:75:ILE:CD1	8	1.77
(1,37)	1:A:104:ARG:CG	2:B:75:ILE:CG1	8	1.77
(1,37)	1:A:104:ARG:CG	2:B:75:ILE:CG2	8	1.77
(1,37)	1:A:104:ARG:CG	2:B:75:ILE:H	8	1.77
(1,37)	1:A:104:ARG:CG	2:B:75:ILE:HA	8	1.77
(1,37)	1:A:104:ARG:CG	2:B:75:ILE:HB	8	1.77
(1,37)	1:A:104:ARG:CG	2:B:75:ILE:HD11	8	1.77
(1,37)	1:A:104:ARG:CG	2:B:75:ILE:HD12	8	1.77
(1,37)	1:A:104:ARG:CG	2:B:75:ILE:HD13	8	1.77

*Continued on next page...*

*Continued from previous page...*

Key	Atom-1	Atom-2	Model ID	Violation (Å)
(1,37)	1:A:104:ARG:CG	2:B:75:ILE:HG12	8	1.77
(1,37)	1:A:104:ARG:CG	2:B:75:ILE:HG13	8	1.77
(1,37)	1:A:104:ARG:CG	2:B:75:ILE:HG21	8	1.77
(1,37)	1:A:104:ARG:CG	2:B:75:ILE:HG22	8	1.77
(1,37)	1:A:104:ARG:CG	2:B:75:ILE:HG23	8	1.77
(1,37)	1:A:104:ARG:CG	2:B:75:ILE:N	8	1.77
(1,37)	1:A:104:ARG:CG	2:B:75:ILE:O	8	1.77
(1,37)	1:A:104:ARG:CG	2:B:77:ALA:C	8	1.77
(1,37)	1:A:104:ARG:CG	2:B:77:ALA:CA	8	1.77
(1,37)	1:A:104:ARG:CG	2:B:77:ALA:CB	8	1.77
(1,37)	1:A:104:ARG:CG	2:B:77:ALA:H	8	1.77
(1,37)	1:A:104:ARG:CG	2:B:77:ALA:HA	8	1.77
(1,37)	1:A:104:ARG:CG	2:B:77:ALA:HB1	8	1.77
(1,37)	1:A:104:ARG:CG	2:B:77:ALA:HB2	8	1.77
(1,37)	1:A:104:ARG:CG	2:B:77:ALA:HB3	8	1.77
(1,37)	1:A:104:ARG:CG	2:B:77:ALA:N	8	1.77
(1,37)	1:A:104:ARG:CG	2:B:77:ALA:O	8	1.77
(1,37)	1:A:104:ARG:CG	2:B:78:GLY:C	8	1.77
(1,37)	1:A:104:ARG:CG	2:B:78:GLY:CA	8	1.77
(1,37)	1:A:104:ARG:CG	2:B:78:GLY:H	8	1.77
(1,37)	1:A:104:ARG:CG	2:B:78:GLY:HA2	8	1.77
(1,37)	1:A:104:ARG:CG	2:B:78:GLY:HA3	8	1.77
(1,37)	1:A:104:ARG:CG	2:B:78:GLY:N	8	1.77
(1,37)	1:A:104:ARG:CG	2:B:78:GLY:O	8	1.77
(1,37)	1:A:104:ARG:CG	2:B:79:LYS:C	8	1.77
(1,37)	1:A:104:ARG:CG	2:B:79:LYS:CA	8	1.77
(1,37)	1:A:104:ARG:CG	2:B:79:LYS:CB	8	1.77
(1,37)	1:A:104:ARG:CG	2:B:79:LYS:CD	8	1.77
(1,37)	1:A:104:ARG:CG	2:B:79:LYS:CE	8	1.77
(1,37)	1:A:104:ARG:CG	2:B:79:LYS:CG	8	1.77
(1,37)	1:A:104:ARG:CG	2:B:79:LYS:H	8	1.77
(1,37)	1:A:104:ARG:CG	2:B:79:LYS:HA	8	1.77
(1,37)	1:A:104:ARG:CG	2:B:79:LYS:HB2	8	1.77
(1,37)	1:A:104:ARG:CG	2:B:79:LYS:HB3	8	1.77
(1,37)	1:A:104:ARG:CG	2:B:79:LYS:HD2	8	1.77
(1,37)	1:A:104:ARG:CG	2:B:79:LYS:HD3	8	1.77
(1,37)	1:A:104:ARG:CG	2:B:79:LYS:HE2	8	1.77
(1,37)	1:A:104:ARG:CG	2:B:79:LYS:HE3	8	1.77
(1,37)	1:A:104:ARG:CG	2:B:79:LYS:HG2	8	1.77
(1,37)	1:A:104:ARG:CG	2:B:79:LYS:HG3	8	1.77
(1,37)	1:A:104:ARG:CG	2:B:79:LYS:HZ1	8	1.77
(1,37)	1:A:104:ARG:CG	2:B:79:LYS:HZ2	8	1.77

*Continued on next page...*

*Continued from previous page...*

Key	Atom-1	Atom-2	Model ID	Violation (Å)
(1,37)	1:A:104:ARG:CG	2:B:79:LYS:HZ3	8	1.77
(1,37)	1:A:104:ARG:CG	2:B:79:LYS:N	8	1.77
(1,37)	1:A:104:ARG:CG	2:B:79:LYS:NZ	8	1.77
(1,37)	1:A:104:ARG:CG	2:B:79:LYS:O	8	1.77
(1,37)	1:A:104:ARG:CG	2:B:80:ILE:C	8	1.77
(1,37)	1:A:104:ARG:CG	2:B:80:ILE:CA	8	1.77
(1,37)	1:A:104:ARG:CG	2:B:80:ILE:CB	8	1.77
(1,37)	1:A:104:ARG:CG	2:B:80:ILE:CD1	8	1.77
(1,37)	1:A:104:ARG:CG	2:B:80:ILE:CG1	8	1.77
(1,37)	1:A:104:ARG:CG	2:B:80:ILE:CG2	8	1.77
(1,37)	1:A:104:ARG:CG	2:B:80:ILE:H	8	1.77
(1,37)	1:A:104:ARG:CG	2:B:80:ILE:HA	8	1.77
(1,37)	1:A:104:ARG:CG	2:B:80:ILE:HB	8	1.77
(1,37)	1:A:104:ARG:CG	2:B:80:ILE:HD11	8	1.77
(1,37)	1:A:104:ARG:CG	2:B:80:ILE:HD12	8	1.77
(1,37)	1:A:104:ARG:CG	2:B:80:ILE:HD13	8	1.77
(1,37)	1:A:104:ARG:CG	2:B:80:ILE:HG12	8	1.77
(1,37)	1:A:104:ARG:CG	2:B:80:ILE:HG13	8	1.77
(1,37)	1:A:104:ARG:CG	2:B:80:ILE:HG21	8	1.77
(1,37)	1:A:104:ARG:CG	2:B:80:ILE:HG22	8	1.77
(1,37)	1:A:104:ARG:CG	2:B:80:ILE:HG23	8	1.77
(1,37)	1:A:104:ARG:CG	2:B:80:ILE:N	8	1.77
(1,37)	1:A:104:ARG:CG	2:B:80:ILE:O	8	1.77
(1,37)	1:A:104:ARG:CG	2:B:84:GLN:C	8	1.77
(1,37)	1:A:104:ARG:CG	2:B:84:GLN:CA	8	1.77
(1,37)	1:A:104:ARG:CG	2:B:84:GLN:CB	8	1.77
(1,37)	1:A:104:ARG:CG	2:B:84:GLN:CD	8	1.77
(1,37)	1:A:104:ARG:CG	2:B:84:GLN:CG	8	1.77
(1,37)	1:A:104:ARG:CG	2:B:84:GLN:H	8	1.77
(1,37)	1:A:104:ARG:CG	2:B:84:GLN:HA	8	1.77
(1,37)	1:A:104:ARG:CG	2:B:84:GLN:HB2	8	1.77
(1,37)	1:A:104:ARG:CG	2:B:84:GLN:HB3	8	1.77
(1,37)	1:A:104:ARG:CG	2:B:84:GLN:HE21	8	1.77
(1,37)	1:A:104:ARG:CG	2:B:84:GLN:HE22	8	1.77
(1,37)	1:A:104:ARG:CG	2:B:84:GLN:HG2	8	1.77
(1,37)	1:A:104:ARG:CG	2:B:84:GLN:HG3	8	1.77
(1,37)	1:A:104:ARG:CG	2:B:84:GLN:N	8	1.77
(1,37)	1:A:104:ARG:CG	2:B:84:GLN:NE2	8	1.77
(1,37)	1:A:104:ARG:CG	2:B:84:GLN:O	8	1.77
(1,37)	1:A:104:ARG:CG	2:B:84:GLN:OE1	8	1.77
(1,37)	1:A:104:ARG:CG	2:B:97:THR:C	8	1.77
(1,37)	1:A:104:ARG:CG	2:B:97:THR:CA	8	1.77

*Continued on next page...*

*Continued from previous page...*

Key	Atom-1	Atom-2	Model ID	Violation (Å)
(1,37)	1:A:104:ARG:CG	2:B:97:THR:CB	8	1.77
(1,37)	1:A:104:ARG:CG	2:B:97:THR:CG2	8	1.77
(1,37)	1:A:104:ARG:CG	2:B:97:THR:H	8	1.77
(1,37)	1:A:104:ARG:CG	2:B:97:THR:HA	8	1.77
(1,37)	1:A:104:ARG:CG	2:B:97:THR:HB	8	1.77
(1,37)	1:A:104:ARG:CG	2:B:97:THR:HG1	8	1.77
(1,37)	1:A:104:ARG:CG	2:B:97:THR:HG21	8	1.77
(1,37)	1:A:104:ARG:CG	2:B:97:THR:HG22	8	1.77
(1,37)	1:A:104:ARG:CG	2:B:97:THR:HG23	8	1.77
(1,37)	1:A:104:ARG:CG	2:B:97:THR:N	8	1.77
(1,37)	1:A:104:ARG:CG	2:B:97:THR:O	8	1.77
(1,37)	1:A:104:ARG:CG	2:B:97:THR:OG1	8	1.77
(1,37)	1:A:104:ARG:CG	2:B:99:HIS:C	8	1.77
(1,37)	1:A:104:ARG:CG	2:B:99:HIS:CA	8	1.77
(1,37)	1:A:104:ARG:CG	2:B:99:HIS:CB	8	1.77
(1,37)	1:A:104:ARG:CG	2:B:99:HIS:CD2	8	1.77
(1,37)	1:A:104:ARG:CG	2:B:99:HIS:CE1	8	1.77
(1,37)	1:A:104:ARG:CG	2:B:99:HIS:CG	8	1.77
(1,37)	1:A:104:ARG:CG	2:B:99:HIS:H	8	1.77
(1,37)	1:A:104:ARG:CG	2:B:99:HIS:HA	8	1.77
(1,37)	1:A:104:ARG:CG	2:B:99:HIS:HB2	8	1.77
(1,37)	1:A:104:ARG:CG	2:B:99:HIS:HB3	8	1.77
(1,37)	1:A:104:ARG:CG	2:B:99:HIS:HD1	8	1.77
(1,37)	1:A:104:ARG:CG	2:B:99:HIS:HD2	8	1.77
(1,37)	1:A:104:ARG:CG	2:B:99:HIS:HE1	8	1.77
(1,37)	1:A:104:ARG:CG	2:B:99:HIS:HE2	8	1.77
(1,37)	1:A:104:ARG:CG	2:B:99:HIS:N	8	1.77
(1,37)	1:A:104:ARG:CG	2:B:99:HIS:ND1	8	1.77
(1,37)	1:A:104:ARG:CG	2:B:99:HIS:NE2	8	1.77
(1,37)	1:A:104:ARG:CG	2:B:99:HIS:O	8	1.77
(1,37)	1:A:104:ARG:CG	2:B:101:VAL:C	8	1.77
(1,37)	1:A:104:ARG:CG	2:B:101:VAL:CA	8	1.77
(1,37)	1:A:104:ARG:CG	2:B:101:VAL:CB	8	1.77
(1,37)	1:A:104:ARG:CG	2:B:101:VAL:CG1	8	1.77
(1,37)	1:A:104:ARG:CG	2:B:101:VAL:CG2	8	1.77
(1,37)	1:A:104:ARG:CG	2:B:101:VAL:H	8	1.77
(1,37)	1:A:104:ARG:CG	2:B:101:VAL:HA	8	1.77
(1,37)	1:A:104:ARG:CG	2:B:101:VAL:HB	8	1.77
(1,37)	1:A:104:ARG:CG	2:B:101:VAL:HG11	8	1.77
(1,37)	1:A:104:ARG:CG	2:B:101:VAL:HG12	8	1.77
(1,37)	1:A:104:ARG:CG	2:B:101:VAL:HG13	8	1.77
(1,37)	1:A:104:ARG:CG	2:B:101:VAL:HG21	8	1.77

*Continued on next page...*

*Continued from previous page...*

Key	Atom-1	Atom-2	Model ID	Violation (Å)
(1,37)	1:A:104:ARG:CG	2:B:101:VAL:HG22	8	1.77
(1,37)	1:A:104:ARG:CG	2:B:101:VAL:HG23	8	1.77
(1,37)	1:A:104:ARG:CG	2:B:101:VAL:N	8	1.77
(1,37)	1:A:104:ARG:CG	2:B:101:VAL:O	8	1.77
(1,37)	1:A:104:ARG:CZ	2:B:75:ILE:C	8	1.77
(1,37)	1:A:104:ARG:CZ	2:B:75:ILE:CA	8	1.77
(1,37)	1:A:104:ARG:CZ	2:B:75:ILE:CB	8	1.77
(1,37)	1:A:104:ARG:CZ	2:B:75:ILE:CD1	8	1.77
(1,37)	1:A:104:ARG:CZ	2:B:75:ILE:CG1	8	1.77
(1,37)	1:A:104:ARG:CZ	2:B:75:ILE:CG2	8	1.77
(1,37)	1:A:104:ARG:CZ	2:B:75:ILE:H	8	1.77
(1,37)	1:A:104:ARG:CZ	2:B:75:ILE:HA	8	1.77
(1,37)	1:A:104:ARG:CZ	2:B:75:ILE:HB	8	1.77
(1,37)	1:A:104:ARG:CZ	2:B:75:ILE:HD11	8	1.77
(1,37)	1:A:104:ARG:CZ	2:B:75:ILE:HD12	8	1.77
(1,37)	1:A:104:ARG:CZ	2:B:75:ILE:HD13	8	1.77
(1,37)	1:A:104:ARG:CZ	2:B:75:ILE:HG12	8	1.77
(1,37)	1:A:104:ARG:CZ	2:B:75:ILE:HG13	8	1.77
(1,37)	1:A:104:ARG:CZ	2:B:75:ILE:HG21	8	1.77
(1,37)	1:A:104:ARG:CZ	2:B:75:ILE:HG22	8	1.77
(1,37)	1:A:104:ARG:CZ	2:B:75:ILE:HG23	8	1.77
(1,37)	1:A:104:ARG:CZ	2:B:75:ILE:N	8	1.77
(1,37)	1:A:104:ARG:CZ	2:B:75:ILE:O	8	1.77
(1,37)	1:A:104:ARG:CZ	2:B:77:ALA:C	8	1.77
(1,37)	1:A:104:ARG:CZ	2:B:77:ALA:CA	8	1.77
(1,37)	1:A:104:ARG:CZ	2:B:77:ALA:CB	8	1.77
(1,37)	1:A:104:ARG:CZ	2:B:77:ALA:H	8	1.77
(1,37)	1:A:104:ARG:CZ	2:B:77:ALA:HA	8	1.77
(1,37)	1:A:104:ARG:CZ	2:B:77:ALA:HB1	8	1.77
(1,37)	1:A:104:ARG:CZ	2:B:77:ALA:HB2	8	1.77
(1,37)	1:A:104:ARG:CZ	2:B:77:ALA:HB3	8	1.77
(1,37)	1:A:104:ARG:CZ	2:B:77:ALA:N	8	1.77
(1,37)	1:A:104:ARG:CZ	2:B:77:ALA:O	8	1.77
(1,37)	1:A:104:ARG:CZ	2:B:78:GLY:C	8	1.77
(1,37)	1:A:104:ARG:CZ	2:B:78:GLY:CA	8	1.77
(1,37)	1:A:104:ARG:CZ	2:B:78:GLY:H	8	1.77
(1,37)	1:A:104:ARG:CZ	2:B:78:GLY:HA2	8	1.77
(1,37)	1:A:104:ARG:CZ	2:B:78:GLY:HA3	8	1.77
(1,37)	1:A:104:ARG:CZ	2:B:78:GLY:N	8	1.77
(1,37)	1:A:104:ARG:CZ	2:B:78:GLY:O	8	1.77
(1,37)	1:A:104:ARG:CZ	2:B:79:LYS:C	8	1.77
(1,37)	1:A:104:ARG:CZ	2:B:79:LYS:CA	8	1.77

*Continued on next page...*

*Continued from previous page...*

Key	Atom-1	Atom-2	Model ID	Violation (Å)
(1,37)	1:A:104:ARG:CZ	2:B:79:LYS:CB	8	1.77
(1,37)	1:A:104:ARG:CZ	2:B:79:LYS:CD	8	1.77
(1,37)	1:A:104:ARG:CZ	2:B:79:LYS:CE	8	1.77
(1,37)	1:A:104:ARG:CZ	2:B:79:LYS:CG	8	1.77
(1,37)	1:A:104:ARG:CZ	2:B:79:LYS:H	8	1.77
(1,37)	1:A:104:ARG:CZ	2:B:79:LYS:HA	8	1.77
(1,37)	1:A:104:ARG:CZ	2:B:79:LYS:HB2	8	1.77
(1,37)	1:A:104:ARG:CZ	2:B:79:LYS:HB3	8	1.77
(1,37)	1:A:104:ARG:CZ	2:B:79:LYS:HD2	8	1.77
(1,37)	1:A:104:ARG:CZ	2:B:79:LYS:HD3	8	1.77
(1,37)	1:A:104:ARG:CZ	2:B:79:LYS:HE2	8	1.77
(1,37)	1:A:104:ARG:CZ	2:B:79:LYS:HE3	8	1.77
(1,37)	1:A:104:ARG:CZ	2:B:79:LYS:HG2	8	1.77
(1,37)	1:A:104:ARG:CZ	2:B:79:LYS:HG3	8	1.77
(1,37)	1:A:104:ARG:CZ	2:B:79:LYS:HZ1	8	1.77
(1,37)	1:A:104:ARG:CZ	2:B:79:LYS:HZ2	8	1.77
(1,37)	1:A:104:ARG:CZ	2:B:79:LYS:HZ3	8	1.77
(1,37)	1:A:104:ARG:CZ	2:B:79:LYS:N	8	1.77
(1,37)	1:A:104:ARG:CZ	2:B:79:LYS:NZ	8	1.77
(1,37)	1:A:104:ARG:CZ	2:B:79:LYS:O	8	1.77
(1,37)	1:A:104:ARG:CZ	2:B:80:ILE:C	8	1.77
(1,37)	1:A:104:ARG:CZ	2:B:80:ILE:CA	8	1.77
(1,37)	1:A:104:ARG:CZ	2:B:80:ILE:CB	8	1.77
(1,37)	1:A:104:ARG:CZ	2:B:80:ILE:CD1	8	1.77
(1,37)	1:A:104:ARG:CZ	2:B:80:ILE:CG1	8	1.77
(1,37)	1:A:104:ARG:CZ	2:B:80:ILE:CG2	8	1.77
(1,37)	1:A:104:ARG:CZ	2:B:80:ILE:H	8	1.77
(1,37)	1:A:104:ARG:CZ	2:B:80:ILE:HA	8	1.77
(1,37)	1:A:104:ARG:CZ	2:B:80:ILE:HB	8	1.77
(1,37)	1:A:104:ARG:CZ	2:B:80:ILE:HD11	8	1.77
(1,37)	1:A:104:ARG:CZ	2:B:80:ILE:HD12	8	1.77
(1,37)	1:A:104:ARG:CZ	2:B:80:ILE:HD13	8	1.77
(1,37)	1:A:104:ARG:CZ	2:B:80:ILE:HG12	8	1.77
(1,37)	1:A:104:ARG:CZ	2:B:80:ILE:HG13	8	1.77
(1,37)	1:A:104:ARG:CZ	2:B:80:ILE:HG21	8	1.77
(1,37)	1:A:104:ARG:CZ	2:B:80:ILE:HG22	8	1.77
(1,37)	1:A:104:ARG:CZ	2:B:80:ILE:HG23	8	1.77
(1,37)	1:A:104:ARG:CZ	2:B:80:ILE:N	8	1.77
(1,37)	1:A:104:ARG:CZ	2:B:80:ILE:O	8	1.77
(1,37)	1:A:104:ARG:CZ	2:B:84:GLN:C	8	1.77
(1,37)	1:A:104:ARG:CZ	2:B:84:GLN:CA	8	1.77
(1,37)	1:A:104:ARG:CZ	2:B:84:GLN:CB	8	1.77

*Continued on next page...*



Continued from previous page...

Key	Atom-1	Atom-2	Model ID	Violation (Å)
(1,37)	1:A:104:ARG:CZ	2:B:84:GLN:CD	8	1.77
(1,37)	1:A:104:ARG:CZ	2:B:84:GLN:CG	8	1.77
(1,37)	1:A:104:ARG:CZ	2:B:84:GLN:H	8	1.77
(1,37)	1:A:104:ARG:CZ	2:B:84:GLN:HA	8	1.77
(1,37)	1:A:104:ARG:CZ	2:B:84:GLN:HB2	8	1.77
(1,37)	1:A:104:ARG:CZ	2:B:84:GLN:HB3	8	1.77
(1,37)	1:A:104:ARG:CZ	2:B:84:GLN:HE21	8	1.77
(1,37)	1:A:104:ARG:CZ	2:B:84:GLN:HE22	8	1.77
(1,37)	1:A:104:ARG:CZ	2:B:84:GLN:HG2	8	1.77
(1,37)	1:A:104:ARG:CZ	2:B:84:GLN:HG3	8	1.77
(1,37)	1:A:104:ARG:CZ	2:B:84:GLN:N	8	1.77
(1,37)	1:A:104:ARG:CZ	2:B:84:GLN:NE2	8	1.77
(1,37)	1:A:104:ARG:CZ	2:B:84:GLN:O	8	1.77
(1,37)	1:A:104:ARG:CZ	2:B:84:GLN:OE1	8	1.77
(1,37)	1:A:104:ARG:CZ	2:B:97:THR:C	8	1.77
(1,37)	1:A:104:ARG:CZ	2:B:97:THR:CA	8	1.77
(1,37)	1:A:104:ARG:CZ	2:B:97:THR:CB	8	1.77
(1,37)	1:A:104:ARG:CZ	2:B:97:THR:CG2	8	1.77
(1,37)	1:A:104:ARG:CZ	2:B:97:THR:H	8	1.77
(1,37)	1:A:104:ARG:CZ	2:B:97:THR:HA	8	1.77
(1,37)	1:A:104:ARG:CZ	2:B:97:THR:HB	8	1.77
(1,37)	1:A:104:ARG:CZ	2:B:97:THR:HG1	8	1.77
(1,37)	1:A:104:ARG:CZ	2:B:97:THR:HG21	8	1.77
(1,37)	1:A:104:ARG:CZ	2:B:97:THR:HG22	8	1.77
(1,37)	1:A:104:ARG:CZ	2:B:97:THR:HG23	8	1.77
(1,37)	1:A:104:ARG:CZ	2:B:97:THR:N	8	1.77
(1,37)	1:A:104:ARG:CZ	2:B:97:THR:O	8	1.77
(1,37)	1:A:104:ARG:CZ	2:B:97:THR:OG1	8	1.77
(1,37)	1:A:104:ARG:CZ	2:B:99:HIS:C	8	1.77
(1,37)	1:A:104:ARG:CZ	2:B:99:HIS:CA	8	1.77
(1,37)	1:A:104:ARG:CZ	2:B:99:HIS:CB	8	1.77
(1,37)	1:A:104:ARG:CZ	2:B:99:HIS:CD2	8	1.77
(1,37)	1:A:104:ARG:CZ	2:B:99:HIS:CE1	8	1.77
(1,37)	1:A:104:ARG:CZ	2:B:99:HIS:CG	8	1.77
(1,37)	1:A:104:ARG:CZ	2:B:99:HIS:H	8	1.77
(1,37)	1:A:104:ARG:CZ	2:B:99:HIS:HA	8	1.77
(1,37)	1:A:104:ARG:CZ	2:B:99:HIS:HB2	8	1.77
(1,37)	1:A:104:ARG:CZ	2:B:99:HIS:HB3	8	1.77
(1,37)	1:A:104:ARG:CZ	2:B:99:HIS:HD1	8	1.77
(1,37)	1:A:104:ARG:CZ	2:B:99:HIS:HD2	8	1.77
(1,37)	1:A:104:ARG:CZ	2:B:99:HIS:HE1	8	1.77
(1,37)	1:A:104:ARG:CZ	2:B:99:HIS:HE2	8	1.77

Continued on next page...

*Continued from previous page...*

Key	Atom-1	Atom-2	Model ID	Violation (Å)
(1,37)	1:A:104:ARG:CZ	2:B:99:HIS:N	8	1.77
(1,37)	1:A:104:ARG:CZ	2:B:99:HIS:ND1	8	1.77
(1,37)	1:A:104:ARG:CZ	2:B:99:HIS:NE2	8	1.77
(1,37)	1:A:104:ARG:CZ	2:B:99:HIS:O	8	1.77
(1,37)	1:A:104:ARG:CZ	2:B:101:VAL:C	8	1.77
(1,37)	1:A:104:ARG:CZ	2:B:101:VAL:CA	8	1.77
(1,37)	1:A:104:ARG:CZ	2:B:101:VAL:CB	8	1.77
(1,37)	1:A:104:ARG:CZ	2:B:101:VAL:CG1	8	1.77
(1,37)	1:A:104:ARG:CZ	2:B:101:VAL:CG2	8	1.77
(1,37)	1:A:104:ARG:CZ	2:B:101:VAL:H	8	1.77
(1,37)	1:A:104:ARG:CZ	2:B:101:VAL:HA	8	1.77
(1,37)	1:A:104:ARG:CZ	2:B:101:VAL:HB	8	1.77
(1,37)	1:A:104:ARG:CZ	2:B:101:VAL:HG11	8	1.77
(1,37)	1:A:104:ARG:CZ	2:B:101:VAL:HG12	8	1.77
(1,37)	1:A:104:ARG:CZ	2:B:101:VAL:HG13	8	1.77
(1,37)	1:A:104:ARG:CZ	2:B:101:VAL:HG21	8	1.77
(1,37)	1:A:104:ARG:CZ	2:B:101:VAL:HG22	8	1.77
(1,37)	1:A:104:ARG:CZ	2:B:101:VAL:HG23	8	1.77
(1,37)	1:A:104:ARG:CZ	2:B:101:VAL:N	8	1.77
(1,37)	1:A:104:ARG:CZ	2:B:101:VAL:O	8	1.77
(1,37)	1:A:104:ARG:H	2:B:75:ILE:C	8	1.77
(1,37)	1:A:104:ARG:H	2:B:75:ILE:CA	8	1.77
(1,37)	1:A:104:ARG:H	2:B:75:ILE:CB	8	1.77
(1,37)	1:A:104:ARG:H	2:B:75:ILE:CD1	8	1.77
(1,37)	1:A:104:ARG:H	2:B:75:ILE:CG1	8	1.77
(1,37)	1:A:104:ARG:H	2:B:75:ILE:CG2	8	1.77
(1,37)	1:A:104:ARG:H	2:B:75:ILE:H	8	1.77
(1,37)	1:A:104:ARG:H	2:B:75:ILE:HA	8	1.77
(1,37)	1:A:104:ARG:H	2:B:75:ILE:HB	8	1.77
(1,37)	1:A:104:ARG:H	2:B:75:ILE:HD11	8	1.77
(1,37)	1:A:104:ARG:H	2:B:75:ILE:HD12	8	1.77
(1,37)	1:A:104:ARG:H	2:B:75:ILE:HD13	8	1.77
(1,37)	1:A:104:ARG:H	2:B:75:ILE:HG12	8	1.77
(1,37)	1:A:104:ARG:H	2:B:75:ILE:HG13	8	1.77
(1,37)	1:A:104:ARG:H	2:B:75:ILE:HG21	8	1.77
(1,37)	1:A:104:ARG:H	2:B:75:ILE:HG22	8	1.77
(1,37)	1:A:104:ARG:H	2:B:75:ILE:HG23	8	1.77
(1,37)	1:A:104:ARG:H	2:B:75:ILE:N	8	1.77
(1,37)	1:A:104:ARG:H	2:B:75:ILE:O	8	1.77
(1,37)	1:A:104:ARG:H	2:B:77:ALA:C	8	1.77
(1,37)	1:A:104:ARG:H	2:B:77:ALA:CA	8	1.77
(1,37)	1:A:104:ARG:H	2:B:77:ALA:CB	8	1.77

*Continued on next page...*

*Continued from previous page...*

Key	Atom-1	Atom-2	Model ID	Violation (Å)
(1,37)	1:A:104:ARG:H	2:B:77:ALA:H	8	1.77
(1,37)	1:A:104:ARG:H	2:B:77:ALA:HA	8	1.77
(1,37)	1:A:104:ARG:H	2:B:77:ALA:HB1	8	1.77
(1,37)	1:A:104:ARG:H	2:B:77:ALA:HB2	8	1.77
(1,37)	1:A:104:ARG:H	2:B:77:ALA:HB3	8	1.77
(1,37)	1:A:104:ARG:H	2:B:77:ALA:N	8	1.77
(1,37)	1:A:104:ARG:H	2:B:77:ALA:O	8	1.77
(1,37)	1:A:104:ARG:H	2:B:78:GLY:C	8	1.77
(1,37)	1:A:104:ARG:H	2:B:78:GLY:CA	8	1.77
(1,37)	1:A:104:ARG:H	2:B:78:GLY:H	8	1.77
(1,37)	1:A:104:ARG:H	2:B:78:GLY:HA2	8	1.77
(1,37)	1:A:104:ARG:H	2:B:78:GLY:HA3	8	1.77
(1,37)	1:A:104:ARG:H	2:B:78:GLY:N	8	1.77
(1,37)	1:A:104:ARG:H	2:B:78:GLY:O	8	1.77
(1,37)	1:A:104:ARG:H	2:B:79:LYS:C	8	1.77
(1,37)	1:A:104:ARG:H	2:B:79:LYS:CA	8	1.77
(1,37)	1:A:104:ARG:H	2:B:79:LYS:CB	8	1.77
(1,37)	1:A:104:ARG:H	2:B:79:LYS:CD	8	1.77
(1,37)	1:A:104:ARG:H	2:B:79:LYS:CE	8	1.77
(1,37)	1:A:104:ARG:H	2:B:79:LYS:CG	8	1.77
(1,37)	1:A:104:ARG:H	2:B:79:LYS:H	8	1.77
(1,37)	1:A:104:ARG:H	2:B:79:LYS:HA	8	1.77
(1,37)	1:A:104:ARG:H	2:B:79:LYS:HB2	8	1.77
(1,37)	1:A:104:ARG:H	2:B:79:LYS:HB3	8	1.77
(1,37)	1:A:104:ARG:H	2:B:79:LYS:HD2	8	1.77
(1,37)	1:A:104:ARG:H	2:B:79:LYS:HD3	8	1.77
(1,37)	1:A:104:ARG:H	2:B:79:LYS:HE2	8	1.77
(1,37)	1:A:104:ARG:H	2:B:79:LYS:HE3	8	1.77
(1,37)	1:A:104:ARG:H	2:B:79:LYS:HG2	8	1.77
(1,37)	1:A:104:ARG:H	2:B:79:LYS:HG3	8	1.77
(1,37)	1:A:104:ARG:H	2:B:79:LYS:HZ1	8	1.77
(1,37)	1:A:104:ARG:H	2:B:79:LYS:HZ2	8	1.77
(1,37)	1:A:104:ARG:H	2:B:79:LYS:HZ3	8	1.77
(1,37)	1:A:104:ARG:H	2:B:79:LYS:N	8	1.77
(1,37)	1:A:104:ARG:H	2:B:79:LYS:NZ	8	1.77
(1,37)	1:A:104:ARG:H	2:B:79:LYS:O	8	1.77
(1,37)	1:A:104:ARG:H	2:B:80:ILE:C	8	1.77
(1,37)	1:A:104:ARG:H	2:B:80:ILE:CA	8	1.77
(1,37)	1:A:104:ARG:H	2:B:80:ILE:CB	8	1.77
(1,37)	1:A:104:ARG:H	2:B:80:ILE:CD1	8	1.77
(1,37)	1:A:104:ARG:H	2:B:80:ILE:CG1	8	1.77
(1,37)	1:A:104:ARG:H	2:B:80:ILE:CG2	8	1.77

*Continued on next page...*

*Continued from previous page...*

Key	Atom-1	Atom-2	Model ID	Violation (Å)
(1,37)	1:A:104:ARG:H	2:B:80:ILE:H	8	1.77
(1,37)	1:A:104:ARG:H	2:B:80:ILE:HA	8	1.77
(1,37)	1:A:104:ARG:H	2:B:80:ILE:HB	8	1.77
(1,37)	1:A:104:ARG:H	2:B:80:ILE:HD11	8	1.77
(1,37)	1:A:104:ARG:H	2:B:80:ILE:HD12	8	1.77
(1,37)	1:A:104:ARG:H	2:B:80:ILE:HD13	8	1.77
(1,37)	1:A:104:ARG:H	2:B:80:ILE:HG12	8	1.77
(1,37)	1:A:104:ARG:H	2:B:80:ILE:HG13	8	1.77
(1,37)	1:A:104:ARG:H	2:B:80:ILE:HG21	8	1.77
(1,37)	1:A:104:ARG:H	2:B:80:ILE:HG22	8	1.77
(1,37)	1:A:104:ARG:H	2:B:80:ILE:HG23	8	1.77
(1,37)	1:A:104:ARG:H	2:B:80:ILE:N	8	1.77
(1,37)	1:A:104:ARG:H	2:B:80:ILE:O	8	1.77
(1,37)	1:A:104:ARG:H	2:B:84:GLN:C	8	1.77
(1,37)	1:A:104:ARG:H	2:B:84:GLN:CA	8	1.77
(1,37)	1:A:104:ARG:H	2:B:84:GLN:CB	8	1.77
(1,37)	1:A:104:ARG:H	2:B:84:GLN:CD	8	1.77
(1,37)	1:A:104:ARG:H	2:B:84:GLN:CG	8	1.77
(1,37)	1:A:104:ARG:H	2:B:84:GLN:H	8	1.77
(1,37)	1:A:104:ARG:H	2:B:84:GLN:HA	8	1.77
(1,37)	1:A:104:ARG:H	2:B:84:GLN:HB2	8	1.77
(1,37)	1:A:104:ARG:H	2:B:84:GLN:HB3	8	1.77
(1,37)	1:A:104:ARG:H	2:B:84:GLN:HE21	8	1.77
(1,37)	1:A:104:ARG:H	2:B:84:GLN:HE22	8	1.77
(1,37)	1:A:104:ARG:H	2:B:84:GLN:HG2	8	1.77
(1,37)	1:A:104:ARG:H	2:B:84:GLN:HG3	8	1.77
(1,37)	1:A:104:ARG:H	2:B:84:GLN:N	8	1.77
(1,37)	1:A:104:ARG:H	2:B:84:GLN:NE2	8	1.77
(1,37)	1:A:104:ARG:H	2:B:84:GLN:O	8	1.77
(1,37)	1:A:104:ARG:H	2:B:84:GLN:OE1	8	1.77
(1,37)	1:A:104:ARG:H	2:B:97:THR:C	8	1.77
(1,37)	1:A:104:ARG:H	2:B:97:THR:CA	8	1.77
(1,37)	1:A:104:ARG:H	2:B:97:THR:CB	8	1.77
(1,37)	1:A:104:ARG:H	2:B:97:THR:CG2	8	1.77
(1,37)	1:A:104:ARG:H	2:B:97:THR:H	8	1.77
(1,37)	1:A:104:ARG:H	2:B:97:THR:HA	8	1.77
(1,37)	1:A:104:ARG:H	2:B:97:THR:HB	8	1.77
(1,37)	1:A:104:ARG:H	2:B:97:THR:HG1	8	1.77
(1,37)	1:A:104:ARG:H	2:B:97:THR:HG21	8	1.77
(1,37)	1:A:104:ARG:H	2:B:97:THR:HG22	8	1.77
(1,37)	1:A:104:ARG:H	2:B:97:THR:HG23	8	1.77
(1,37)	1:A:104:ARG:H	2:B:97:THR:N	8	1.77

*Continued on next page...*

*Continued from previous page...*

Key	Atom-1	Atom-2	Model ID	Violation (Å)
(1,37)	1:A:104:ARG:H	2:B:97:THR:O	8	1.77
(1,37)	1:A:104:ARG:H	2:B:97:THR:OG1	8	1.77
(1,37)	1:A:104:ARG:H	2:B:99:HIS:C	8	1.77
(1,37)	1:A:104:ARG:H	2:B:99:HIS:CA	8	1.77
(1,37)	1:A:104:ARG:H	2:B:99:HIS:CB	8	1.77
(1,37)	1:A:104:ARG:H	2:B:99:HIS:CD2	8	1.77
(1,37)	1:A:104:ARG:H	2:B:99:HIS:CE1	8	1.77
(1,37)	1:A:104:ARG:H	2:B:99:HIS:CG	8	1.77
(1,37)	1:A:104:ARG:H	2:B:99:HIS:H	8	1.77
(1,37)	1:A:104:ARG:H	2:B:99:HIS:HA	8	1.77
(1,37)	1:A:104:ARG:H	2:B:99:HIS:HB2	8	1.77
(1,37)	1:A:104:ARG:H	2:B:99:HIS:HB3	8	1.77
(1,37)	1:A:104:ARG:H	2:B:99:HIS:HD1	8	1.77
(1,37)	1:A:104:ARG:H	2:B:99:HIS:HD2	8	1.77
(1,37)	1:A:104:ARG:H	2:B:99:HIS:HE1	8	1.77
(1,37)	1:A:104:ARG:H	2:B:99:HIS:HE2	8	1.77
(1,37)	1:A:104:ARG:H	2:B:99:HIS:N	8	1.77
(1,37)	1:A:104:ARG:H	2:B:99:HIS:ND1	8	1.77
(1,37)	1:A:104:ARG:H	2:B:99:HIS:NE2	8	1.77
(1,37)	1:A:104:ARG:H	2:B:99:HIS:O	8	1.77
(1,37)	1:A:104:ARG:H	2:B:101:VAL:C	8	1.77
(1,37)	1:A:104:ARG:H	2:B:101:VAL:CA	8	1.77
(1,37)	1:A:104:ARG:H	2:B:101:VAL:CB	8	1.77
(1,37)	1:A:104:ARG:H	2:B:101:VAL:CG1	8	1.77
(1,37)	1:A:104:ARG:H	2:B:101:VAL:CG2	8	1.77
(1,37)	1:A:104:ARG:H	2:B:101:VAL:H	8	1.77
(1,37)	1:A:104:ARG:H	2:B:101:VAL:HA	8	1.77
(1,37)	1:A:104:ARG:H	2:B:101:VAL:HB	8	1.77
(1,37)	1:A:104:ARG:H	2:B:101:VAL:HG11	8	1.77
(1,37)	1:A:104:ARG:H	2:B:101:VAL:HG12	8	1.77
(1,37)	1:A:104:ARG:H	2:B:101:VAL:HG13	8	1.77
(1,37)	1:A:104:ARG:H	2:B:101:VAL:HG21	8	1.77
(1,37)	1:A:104:ARG:H	2:B:101:VAL:HG22	8	1.77
(1,37)	1:A:104:ARG:H	2:B:101:VAL:HG23	8	1.77
(1,37)	1:A:104:ARG:H	2:B:101:VAL:N	8	1.77
(1,37)	1:A:104:ARG:H	2:B:101:VAL:O	8	1.77
(1,37)	1:A:104:ARG:HA	2:B:75:ILE:C	8	1.77
(1,37)	1:A:104:ARG:HA	2:B:75:ILE:CA	8	1.77
(1,37)	1:A:104:ARG:HA	2:B:75:ILE:CB	8	1.77
(1,37)	1:A:104:ARG:HA	2:B:75:ILE:CD1	8	1.77
(1,37)	1:A:104:ARG:HA	2:B:75:ILE:CG1	8	1.77
(1,37)	1:A:104:ARG:HA	2:B:75:ILE:CG2	8	1.77

*Continued on next page...*

*Continued from previous page...*

Key	Atom-1	Atom-2	Model ID	Violation (Å)
(1,37)	1:A:104:ARG:HA	2:B:75:ILE:H	8	1.77
(1,37)	1:A:104:ARG:HA	2:B:75:ILE:HA	8	1.77
(1,37)	1:A:104:ARG:HA	2:B:75:ILE:HB	8	1.77
(1,37)	1:A:104:ARG:HA	2:B:75:ILE:HD11	8	1.77
(1,37)	1:A:104:ARG:HA	2:B:75:ILE:HD12	8	1.77
(1,37)	1:A:104:ARG:HA	2:B:75:ILE:HD13	8	1.77
(1,37)	1:A:104:ARG:HA	2:B:75:ILE:HG12	8	1.77
(1,37)	1:A:104:ARG:HA	2:B:75:ILE:HG13	8	1.77
(1,37)	1:A:104:ARG:HA	2:B:75:ILE:HG21	8	1.77
(1,37)	1:A:104:ARG:HA	2:B:75:ILE:HG22	8	1.77
(1,37)	1:A:104:ARG:HA	2:B:75:ILE:HG23	8	1.77
(1,37)	1:A:104:ARG:HA	2:B:75:ILE:N	8	1.77
(1,37)	1:A:104:ARG:HA	2:B:75:ILE:O	8	1.77
(1,37)	1:A:104:ARG:HA	2:B:77:ALA:C	8	1.77
(1,37)	1:A:104:ARG:HA	2:B:77:ALA:CA	8	1.77
(1,37)	1:A:104:ARG:HA	2:B:77:ALA:CB	8	1.77
(1,37)	1:A:104:ARG:HA	2:B:77:ALA:H	8	1.77
(1,37)	1:A:104:ARG:HA	2:B:77:ALA:HA	8	1.77
(1,37)	1:A:104:ARG:HA	2:B:77:ALA:HB1	8	1.77
(1,37)	1:A:104:ARG:HA	2:B:77:ALA:HB2	8	1.77
(1,37)	1:A:104:ARG:HA	2:B:77:ALA:HB3	8	1.77
(1,37)	1:A:104:ARG:HA	2:B:77:ALA:N	8	1.77
(1,37)	1:A:104:ARG:HA	2:B:77:ALA:O	8	1.77
(1,37)	1:A:104:ARG:HA	2:B:78:GLY:C	8	1.77
(1,37)	1:A:104:ARG:HA	2:B:78:GLY:CA	8	1.77
(1,37)	1:A:104:ARG:HA	2:B:78:GLY:H	8	1.77
(1,37)	1:A:104:ARG:HA	2:B:78:GLY:HA2	8	1.77
(1,37)	1:A:104:ARG:HA	2:B:78:GLY:HA3	8	1.77
(1,37)	1:A:104:ARG:HA	2:B:78:GLY:N	8	1.77
(1,37)	1:A:104:ARG:HA	2:B:78:GLY:O	8	1.77
(1,37)	1:A:104:ARG:HA	2:B:79:LYS:C	8	1.77
(1,37)	1:A:104:ARG:HA	2:B:79:LYS:CA	8	1.77
(1,37)	1:A:104:ARG:HA	2:B:79:LYS:CB	8	1.77
(1,37)	1:A:104:ARG:HA	2:B:79:LYS:CD	8	1.77
(1,37)	1:A:104:ARG:HA	2:B:79:LYS:CE	8	1.77
(1,37)	1:A:104:ARG:HA	2:B:79:LYS:CG	8	1.77
(1,37)	1:A:104:ARG:HA	2:B:79:LYS:H	8	1.77
(1,37)	1:A:104:ARG:HA	2:B:79:LYS:HA	8	1.77
(1,37)	1:A:104:ARG:HA	2:B:79:LYS:HB2	8	1.77
(1,37)	1:A:104:ARG:HA	2:B:79:LYS:HB3	8	1.77
(1,37)	1:A:104:ARG:HA	2:B:79:LYS:HD2	8	1.77
(1,37)	1:A:104:ARG:HA	2:B:79:LYS:HD3	8	1.77

*Continued on next page...*

*Continued from previous page...*

Key	Atom-1	Atom-2	Model ID	Violation (Å)
(1,37)	1:A:104:ARG:HA	2:B:79:LYS:HE2	8	1.77
(1,37)	1:A:104:ARG:HA	2:B:79:LYS:HE3	8	1.77
(1,37)	1:A:104:ARG:HA	2:B:79:LYS:HG2	8	1.77
(1,37)	1:A:104:ARG:HA	2:B:79:LYS:HG3	8	1.77
(1,37)	1:A:104:ARG:HA	2:B:79:LYS:HZ1	8	1.77
(1,37)	1:A:104:ARG:HA	2:B:79:LYS:HZ2	8	1.77
(1,37)	1:A:104:ARG:HA	2:B:79:LYS:HZ3	8	1.77
(1,37)	1:A:104:ARG:HA	2:B:79:LYS:N	8	1.77
(1,37)	1:A:104:ARG:HA	2:B:79:LYS:NZ	8	1.77
(1,37)	1:A:104:ARG:HA	2:B:79:LYS:O	8	1.77
(1,37)	1:A:104:ARG:HA	2:B:80:ILE:C	8	1.77
(1,37)	1:A:104:ARG:HA	2:B:80:ILE:CA	8	1.77
(1,37)	1:A:104:ARG:HA	2:B:80:ILE:CB	8	1.77
(1,37)	1:A:104:ARG:HA	2:B:80:ILE:CD1	8	1.77
(1,37)	1:A:104:ARG:HA	2:B:80:ILE:CG1	8	1.77
(1,37)	1:A:104:ARG:HA	2:B:80:ILE:CG2	8	1.77
(1,37)	1:A:104:ARG:HA	2:B:80:ILE:H	8	1.77
(1,37)	1:A:104:ARG:HA	2:B:80:ILE:HA	8	1.77
(1,37)	1:A:104:ARG:HA	2:B:80:ILE:HB	8	1.77
(1,37)	1:A:104:ARG:HA	2:B:80:ILE:HD11	8	1.77
(1,37)	1:A:104:ARG:HA	2:B:80:ILE:HD12	8	1.77
(1,37)	1:A:104:ARG:HA	2:B:80:ILE:HD13	8	1.77
(1,37)	1:A:104:ARG:HA	2:B:80:ILE:HG12	8	1.77
(1,37)	1:A:104:ARG:HA	2:B:80:ILE:HG13	8	1.77
(1,37)	1:A:104:ARG:HA	2:B:80:ILE:HG21	8	1.77
(1,37)	1:A:104:ARG:HA	2:B:80:ILE:HG22	8	1.77
(1,37)	1:A:104:ARG:HA	2:B:80:ILE:HG23	8	1.77
(1,37)	1:A:104:ARG:HA	2:B:80:ILE:N	8	1.77
(1,37)	1:A:104:ARG:HA	2:B:80:ILE:O	8	1.77
(1,37)	1:A:104:ARG:HA	2:B:84:GLN:C	8	1.77
(1,37)	1:A:104:ARG:HA	2:B:84:GLN:CA	8	1.77
(1,37)	1:A:104:ARG:HA	2:B:84:GLN:CB	8	1.77
(1,37)	1:A:104:ARG:HA	2:B:84:GLN:CD	8	1.77
(1,37)	1:A:104:ARG:HA	2:B:84:GLN:CG	8	1.77
(1,37)	1:A:104:ARG:HA	2:B:84:GLN:H	8	1.77
(1,37)	1:A:104:ARG:HA	2:B:84:GLN:HA	8	1.77
(1,37)	1:A:104:ARG:HA	2:B:84:GLN:HB2	8	1.77
(1,37)	1:A:104:ARG:HA	2:B:84:GLN:HB3	8	1.77
(1,37)	1:A:104:ARG:HA	2:B:84:GLN:HE21	8	1.77
(1,37)	1:A:104:ARG:HA	2:B:84:GLN:HE22	8	1.77
(1,37)	1:A:104:ARG:HA	2:B:84:GLN:HG2	8	1.77
(1,37)	1:A:104:ARG:HA	2:B:84:GLN:HG3	8	1.77

*Continued on next page...*

*Continued from previous page...*

Key	Atom-1	Atom-2	Model ID	Violation (Å)
(1,37)	1:A:104:ARG:HA	2:B:84:GLN:N	8	1.77
(1,37)	1:A:104:ARG:HA	2:B:84:GLN:NE2	8	1.77
(1,37)	1:A:104:ARG:HA	2:B:84:GLN:O	8	1.77
(1,37)	1:A:104:ARG:HA	2:B:84:GLN:OE1	8	1.77
(1,37)	1:A:104:ARG:HA	2:B:97:THR:C	8	1.77
(1,37)	1:A:104:ARG:HA	2:B:97:THR:CA	8	1.77
(1,37)	1:A:104:ARG:HA	2:B:97:THR:CB	8	1.77
(1,37)	1:A:104:ARG:HA	2:B:97:THR:CG2	8	1.77
(1,37)	1:A:104:ARG:HA	2:B:97:THR:H	8	1.77
(1,37)	1:A:104:ARG:HA	2:B:97:THR:HA	8	1.77
(1,37)	1:A:104:ARG:HA	2:B:97:THR:HB	8	1.77
(1,37)	1:A:104:ARG:HA	2:B:97:THR:HG1	8	1.77
(1,37)	1:A:104:ARG:HA	2:B:97:THR:HG21	8	1.77
(1,37)	1:A:104:ARG:HA	2:B:97:THR:HG22	8	1.77
(1,37)	1:A:104:ARG:HA	2:B:97:THR:HG23	8	1.77
(1,37)	1:A:104:ARG:HA	2:B:97:THR:N	8	1.77
(1,37)	1:A:104:ARG:HA	2:B:97:THR:O	8	1.77
(1,37)	1:A:104:ARG:HA	2:B:97:THR:OG1	8	1.77
(1,37)	1:A:104:ARG:HA	2:B:99:HIS:C	8	1.77
(1,37)	1:A:104:ARG:HA	2:B:99:HIS:CA	8	1.77
(1,37)	1:A:104:ARG:HA	2:B:99:HIS:CB	8	1.77
(1,37)	1:A:104:ARG:HA	2:B:99:HIS:CD2	8	1.77
(1,37)	1:A:104:ARG:HA	2:B:99:HIS:CE1	8	1.77
(1,37)	1:A:104:ARG:HA	2:B:99:HIS:CG	8	1.77
(1,37)	1:A:104:ARG:HA	2:B:99:HIS:H	8	1.77
(1,37)	1:A:104:ARG:HA	2:B:99:HIS:HA	8	1.77
(1,37)	1:A:104:ARG:HA	2:B:99:HIS:HB2	8	1.77
(1,37)	1:A:104:ARG:HA	2:B:99:HIS:HB3	8	1.77
(1,37)	1:A:104:ARG:HA	2:B:99:HIS:HD1	8	1.77
(1,37)	1:A:104:ARG:HA	2:B:99:HIS:HD2	8	1.77
(1,37)	1:A:104:ARG:HA	2:B:99:HIS:HE1	8	1.77
(1,37)	1:A:104:ARG:HA	2:B:99:HIS:HE2	8	1.77
(1,37)	1:A:104:ARG:HA	2:B:99:HIS:N	8	1.77
(1,37)	1:A:104:ARG:HA	2:B:99:HIS:ND1	8	1.77
(1,37)	1:A:104:ARG:HA	2:B:99:HIS:NE2	8	1.77
(1,37)	1:A:104:ARG:HA	2:B:99:HIS:O	8	1.77
(1,37)	1:A:104:ARG:HA	2:B:101:VAL:C	8	1.77
(1,37)	1:A:104:ARG:HA	2:B:101:VAL:CA	8	1.77
(1,37)	1:A:104:ARG:HA	2:B:101:VAL:CB	8	1.77
(1,37)	1:A:104:ARG:HA	2:B:101:VAL:CG1	8	1.77
(1,37)	1:A:104:ARG:HA	2:B:101:VAL:CG2	8	1.77
(1,37)	1:A:104:ARG:HA	2:B:101:VAL:H	8	1.77

*Continued on next page...*



*Continued from previous page...*

Key	Atom-1	Atom-2	Model ID	Violation (Å)
(1,37)	1:A:104:ARG:HA	2:B:101:VAL:HA	8	1.77
(1,37)	1:A:104:ARG:HA	2:B:101:VAL:HB	8	1.77
(1,37)	1:A:104:ARG:HA	2:B:101:VAL:HG11	8	1.77
(1,37)	1:A:104:ARG:HA	2:B:101:VAL:HG12	8	1.77
(1,37)	1:A:104:ARG:HA	2:B:101:VAL:HG13	8	1.77
(1,37)	1:A:104:ARG:HA	2:B:101:VAL:HG21	8	1.77
(1,37)	1:A:104:ARG:HA	2:B:101:VAL:HG22	8	1.77
(1,37)	1:A:104:ARG:HA	2:B:101:VAL:HG23	8	1.77
(1,37)	1:A:104:ARG:HA	2:B:101:VAL:N	8	1.77
(1,37)	1:A:104:ARG:HA	2:B:101:VAL:O	8	1.77
(1,37)	1:A:104:ARG:HB2	2:B:75:ILE:C	8	1.77
(1,37)	1:A:104:ARG:HB2	2:B:75:ILE:CA	8	1.77
(1,37)	1:A:104:ARG:HB2	2:B:75:ILE:CB	8	1.77
(1,37)	1:A:104:ARG:HB2	2:B:75:ILE:CD1	8	1.77
(1,37)	1:A:104:ARG:HB2	2:B:75:ILE:CG1	8	1.77
(1,37)	1:A:104:ARG:HB2	2:B:75:ILE:CG2	8	1.77
(1,37)	1:A:104:ARG:HB2	2:B:75:ILE:H	8	1.77
(1,37)	1:A:104:ARG:HB2	2:B:75:ILE:HA	8	1.77
(1,37)	1:A:104:ARG:HB2	2:B:75:ILE:HB	8	1.77
(1,37)	1:A:104:ARG:HB2	2:B:75:ILE:HD11	8	1.77
(1,37)	1:A:104:ARG:HB2	2:B:75:ILE:HD12	8	1.77
(1,37)	1:A:104:ARG:HB2	2:B:75:ILE:HD13	8	1.77
(1,37)	1:A:104:ARG:HB2	2:B:75:ILE:HG12	8	1.77
(1,37)	1:A:104:ARG:HB2	2:B:75:ILE:HG13	8	1.77
(1,37)	1:A:104:ARG:HB2	2:B:75:ILE:HG21	8	1.77
(1,37)	1:A:104:ARG:HB2	2:B:75:ILE:HG22	8	1.77
(1,37)	1:A:104:ARG:HB2	2:B:75:ILE:HG23	8	1.77
(1,37)	1:A:104:ARG:HB2	2:B:75:ILE:N	8	1.77
(1,37)	1:A:104:ARG:HB2	2:B:75:ILE:O	8	1.77
(1,37)	1:A:104:ARG:HB2	2:B:77:ALA:C	8	1.77
(1,37)	1:A:104:ARG:HB2	2:B:77:ALA:CA	8	1.77
(1,37)	1:A:104:ARG:HB2	2:B:77:ALA:CB	8	1.77
(1,37)	1:A:104:ARG:HB2	2:B:77:ALA:H	8	1.77
(1,37)	1:A:104:ARG:HB2	2:B:77:ALA:HA	8	1.77
(1,37)	1:A:104:ARG:HB2	2:B:77:ALA:HB1	8	1.77
(1,37)	1:A:104:ARG:HB2	2:B:77:ALA:HB2	8	1.77
(1,37)	1:A:104:ARG:HB2	2:B:77:ALA:HB3	8	1.77
(1,37)	1:A:104:ARG:HB2	2:B:77:ALA:N	8	1.77
(1,37)	1:A:104:ARG:HB2	2:B:77:ALA:O	8	1.77
(1,37)	1:A:104:ARG:HB2	2:B:78:GLY:C	8	1.77
(1,37)	1:A:104:ARG:HB2	2:B:78:GLY:CA	8	1.77
(1,37)	1:A:104:ARG:HB2	2:B:78:GLY:H	8	1.77

*Continued on next page...*

*Continued from previous page...*

Key	Atom-1	Atom-2	Model ID	Violation (Å)
(1,37)	1:A:104:ARG:HB2	2:B:78:GLY:HA2	8	1.77
(1,37)	1:A:104:ARG:HB2	2:B:78:GLY:HA3	8	1.77
(1,37)	1:A:104:ARG:HB2	2:B:78:GLY:N	8	1.77
(1,37)	1:A:104:ARG:HB2	2:B:78:GLY:O	8	1.77
(1,37)	1:A:104:ARG:HB2	2:B:79:LYS:C	8	1.77
(1,37)	1:A:104:ARG:HB2	2:B:79:LYS:CA	8	1.77
(1,37)	1:A:104:ARG:HB2	2:B:79:LYS:CB	8	1.77
(1,37)	1:A:104:ARG:HB2	2:B:79:LYS:CD	8	1.77
(1,37)	1:A:104:ARG:HB2	2:B:79:LYS:CE	8	1.77
(1,37)	1:A:104:ARG:HB2	2:B:79:LYS:CG	8	1.77
(1,37)	1:A:104:ARG:HB2	2:B:79:LYS:H	8	1.77
(1,37)	1:A:104:ARG:HB2	2:B:79:LYS:HA	8	1.77
(1,37)	1:A:104:ARG:HB2	2:B:79:LYS:HB2	8	1.77
(1,37)	1:A:104:ARG:HB2	2:B:79:LYS:HB3	8	1.77
(1,37)	1:A:104:ARG:HB2	2:B:79:LYS:HD2	8	1.77
(1,37)	1:A:104:ARG:HB2	2:B:79:LYS:HD3	8	1.77
(1,37)	1:A:104:ARG:HB2	2:B:79:LYS:HE2	8	1.77
(1,37)	1:A:104:ARG:HB2	2:B:79:LYS:HE3	8	1.77
(1,37)	1:A:104:ARG:HB2	2:B:79:LYS:HG2	8	1.77
(1,37)	1:A:104:ARG:HB2	2:B:79:LYS:HG3	8	1.77
(1,37)	1:A:104:ARG:HB2	2:B:79:LYS:HZ1	8	1.77
(1,37)	1:A:104:ARG:HB2	2:B:79:LYS:HZ2	8	1.77
(1,37)	1:A:104:ARG:HB2	2:B:79:LYS:HZ3	8	1.77
(1,37)	1:A:104:ARG:HB2	2:B:79:LYS:N	8	1.77
(1,37)	1:A:104:ARG:HB2	2:B:79:LYS:NZ	8	1.77
(1,37)	1:A:104:ARG:HB2	2:B:79:LYS:O	8	1.77
(1,37)	1:A:104:ARG:HB2	2:B:80:ILE:C	8	1.77
(1,37)	1:A:104:ARG:HB2	2:B:80:ILE:CA	8	1.77
(1,37)	1:A:104:ARG:HB2	2:B:80:ILE:CB	8	1.77
(1,37)	1:A:104:ARG:HB2	2:B:80:ILE:CD1	8	1.77
(1,37)	1:A:104:ARG:HB2	2:B:80:ILE:CG1	8	1.77
(1,37)	1:A:104:ARG:HB2	2:B:80:ILE:CG2	8	1.77
(1,37)	1:A:104:ARG:HB2	2:B:80:ILE:H	8	1.77
(1,37)	1:A:104:ARG:HB2	2:B:80:ILE:HA	8	1.77
(1,37)	1:A:104:ARG:HB2	2:B:80:ILE:HB	8	1.77
(1,37)	1:A:104:ARG:HB2	2:B:80:ILE:HD11	8	1.77
(1,37)	1:A:104:ARG:HB2	2:B:80:ILE:HD12	8	1.77
(1,37)	1:A:104:ARG:HB2	2:B:80:ILE:HD13	8	1.77
(1,37)	1:A:104:ARG:HB2	2:B:80:ILE:HG12	8	1.77
(1,37)	1:A:104:ARG:HB2	2:B:80:ILE:HG13	8	1.77
(1,37)	1:A:104:ARG:HB2	2:B:80:ILE:HG21	8	1.77
(1,37)	1:A:104:ARG:HB2	2:B:80:ILE:HG22	8	1.77

*Continued on next page...*

*Continued from previous page...*

Key	Atom-1	Atom-2	Model ID	Violation (Å)
(1,37)	1:A:104:ARG:HB2	2:B:80:ILE:HG23	8	1.77
(1,37)	1:A:104:ARG:HB2	2:B:80:ILE:N	8	1.77
(1,37)	1:A:104:ARG:HB2	2:B:80:ILE:O	8	1.77
(1,37)	1:A:104:ARG:HB2	2:B:84:GLN:C	8	1.77
(1,37)	1:A:104:ARG:HB2	2:B:84:GLN:CA	8	1.77
(1,37)	1:A:104:ARG:HB2	2:B:84:GLN:CB	8	1.77
(1,37)	1:A:104:ARG:HB2	2:B:84:GLN:CD	8	1.77
(1,37)	1:A:104:ARG:HB2	2:B:84:GLN:CG	8	1.77
(1,37)	1:A:104:ARG:HB2	2:B:84:GLN:H	8	1.77
(1,37)	1:A:104:ARG:HB2	2:B:84:GLN:HA	8	1.77
(1,37)	1:A:104:ARG:HB2	2:B:84:GLN:HB2	8	1.77
(1,37)	1:A:104:ARG:HB2	2:B:84:GLN:HB3	8	1.77
(1,37)	1:A:104:ARG:HB2	2:B:84:GLN:HE21	8	1.77
(1,37)	1:A:104:ARG:HB2	2:B:84:GLN:HE22	8	1.77
(1,37)	1:A:104:ARG:HB2	2:B:84:GLN:HG2	8	1.77
(1,37)	1:A:104:ARG:HB2	2:B:84:GLN:HG3	8	1.77
(1,37)	1:A:104:ARG:HB2	2:B:84:GLN:N	8	1.77
(1,37)	1:A:104:ARG:HB2	2:B:84:GLN:NE2	8	1.77
(1,37)	1:A:104:ARG:HB2	2:B:84:GLN:O	8	1.77
(1,37)	1:A:104:ARG:HB2	2:B:84:GLN:OE1	8	1.77
(1,37)	1:A:104:ARG:HB2	2:B:97:THR:C	8	1.77
(1,37)	1:A:104:ARG:HB2	2:B:97:THR:CA	8	1.77
(1,37)	1:A:104:ARG:HB2	2:B:97:THR:CB	8	1.77
(1,37)	1:A:104:ARG:HB2	2:B:97:THR:CG2	8	1.77
(1,37)	1:A:104:ARG:HB2	2:B:97:THR:H	8	1.77
(1,37)	1:A:104:ARG:HB2	2:B:97:THR:HA	8	1.77
(1,37)	1:A:104:ARG:HB2	2:B:97:THR:HB	8	1.77
(1,37)	1:A:104:ARG:HB2	2:B:97:THR:HG1	8	1.77
(1,37)	1:A:104:ARG:HB2	2:B:97:THR:HG21	8	1.77
(1,37)	1:A:104:ARG:HB2	2:B:97:THR:HG22	8	1.77
(1,37)	1:A:104:ARG:HB2	2:B:97:THR:HG23	8	1.77
(1,37)	1:A:104:ARG:HB2	2:B:97:THR:N	8	1.77
(1,37)	1:A:104:ARG:HB2	2:B:97:THR:O	8	1.77
(1,37)	1:A:104:ARG:HB2	2:B:97:THR:OG1	8	1.77
(1,37)	1:A:104:ARG:HB2	2:B:99:HIS:C	8	1.77
(1,37)	1:A:104:ARG:HB2	2:B:99:HIS:CA	8	1.77
(1,37)	1:A:104:ARG:HB2	2:B:99:HIS:CB	8	1.77
(1,37)	1:A:104:ARG:HB2	2:B:99:HIS:CD2	8	1.77
(1,37)	1:A:104:ARG:HB2	2:B:99:HIS:CE1	8	1.77
(1,37)	1:A:104:ARG:HB2	2:B:99:HIS:CG	8	1.77
(1,37)	1:A:104:ARG:HB2	2:B:99:HIS:H	8	1.77
(1,37)	1:A:104:ARG:HB2	2:B:99:HIS:HA	8	1.77

*Continued on next page...*

*Continued from previous page...*

Key	Atom-1	Atom-2	Model ID	Violation (Å)
(1,37)	1:A:104:ARG:HB2	2:B:99:HIS:HB2	8	1.77
(1,37)	1:A:104:ARG:HB2	2:B:99:HIS:HB3	8	1.77
(1,37)	1:A:104:ARG:HB2	2:B:99:HIS:HD1	8	1.77
(1,37)	1:A:104:ARG:HB2	2:B:99:HIS:HD2	8	1.77
(1,37)	1:A:104:ARG:HB2	2:B:99:HIS:HE1	8	1.77
(1,37)	1:A:104:ARG:HB2	2:B:99:HIS:HE2	8	1.77
(1,37)	1:A:104:ARG:HB2	2:B:99:HIS:N	8	1.77
(1,37)	1:A:104:ARG:HB2	2:B:99:HIS:ND1	8	1.77
(1,37)	1:A:104:ARG:HB2	2:B:99:HIS:NE2	8	1.77
(1,37)	1:A:104:ARG:HB2	2:B:99:HIS:O	8	1.77
(1,37)	1:A:104:ARG:HB2	2:B:101:VAL:C	8	1.77
(1,37)	1:A:104:ARG:HB2	2:B:101:VAL:CA	8	1.77
(1,37)	1:A:104:ARG:HB2	2:B:101:VAL:CB	8	1.77
(1,37)	1:A:104:ARG:HB2	2:B:101:VAL:CG1	8	1.77
(1,37)	1:A:104:ARG:HB2	2:B:101:VAL:CG2	8	1.77
(1,37)	1:A:104:ARG:HB2	2:B:101:VAL:H	8	1.77
(1,37)	1:A:104:ARG:HB2	2:B:101:VAL:HA	8	1.77
(1,37)	1:A:104:ARG:HB2	2:B:101:VAL:HB	8	1.77
(1,37)	1:A:104:ARG:HB2	2:B:101:VAL:HG11	8	1.77
(1,37)	1:A:104:ARG:HB2	2:B:101:VAL:HG12	8	1.77
(1,37)	1:A:104:ARG:HB2	2:B:101:VAL:HG13	8	1.77
(1,37)	1:A:104:ARG:HB2	2:B:101:VAL:HG21	8	1.77
(1,37)	1:A:104:ARG:HB2	2:B:101:VAL:HG22	8	1.77
(1,37)	1:A:104:ARG:HB2	2:B:101:VAL:HG23	8	1.77
(1,37)	1:A:104:ARG:HB2	2:B:101:VAL:N	8	1.77
(1,37)	1:A:104:ARG:HB2	2:B:101:VAL:O	8	1.77
(1,37)	1:A:104:ARG:HB3	2:B:75:ILE:C	8	1.77
(1,37)	1:A:104:ARG:HB3	2:B:75:ILE:CA	8	1.77
(1,37)	1:A:104:ARG:HB3	2:B:75:ILE:CB	8	1.77
(1,37)	1:A:104:ARG:HB3	2:B:75:ILE:CD1	8	1.77
(1,37)	1:A:104:ARG:HB3	2:B:75:ILE:CG1	8	1.77
(1,37)	1:A:104:ARG:HB3	2:B:75:ILE:CG2	8	1.77
(1,37)	1:A:104:ARG:HB3	2:B:75:ILE:H	8	1.77
(1,37)	1:A:104:ARG:HB3	2:B:75:ILE:HA	8	1.77
(1,37)	1:A:104:ARG:HB3	2:B:75:ILE:HB	8	1.77
(1,37)	1:A:104:ARG:HB3	2:B:75:ILE:HD11	8	1.77
(1,37)	1:A:104:ARG:HB3	2:B:75:ILE:HD12	8	1.77
(1,37)	1:A:104:ARG:HB3	2:B:75:ILE:HD13	8	1.77
(1,37)	1:A:104:ARG:HB3	2:B:75:ILE:HG12	8	1.77
(1,37)	1:A:104:ARG:HB3	2:B:75:ILE:HG13	8	1.77
(1,37)	1:A:104:ARG:HB3	2:B:75:ILE:HG21	8	1.77
(1,37)	1:A:104:ARG:HB3	2:B:75:ILE:HG22	8	1.77

*Continued on next page...*

*Continued from previous page...*

Key	Atom-1	Atom-2	Model ID	Violation (Å)
(1,37)	1:A:104:ARG:HB3	2:B:75:ILE:HG23	8	1.77
(1,37)	1:A:104:ARG:HB3	2:B:75:ILE:N	8	1.77
(1,37)	1:A:104:ARG:HB3	2:B:75:ILE:O	8	1.77
(1,37)	1:A:104:ARG:HB3	2:B:77:ALA:C	8	1.77
(1,37)	1:A:104:ARG:HB3	2:B:77:ALA:CA	8	1.77
(1,37)	1:A:104:ARG:HB3	2:B:77:ALA:CB	8	1.77
(1,37)	1:A:104:ARG:HB3	2:B:77:ALA:H	8	1.77
(1,37)	1:A:104:ARG:HB3	2:B:77:ALA:HA	8	1.77
(1,37)	1:A:104:ARG:HB3	2:B:77:ALA:HB1	8	1.77
(1,37)	1:A:104:ARG:HB3	2:B:77:ALA:HB2	8	1.77
(1,37)	1:A:104:ARG:HB3	2:B:77:ALA:HB3	8	1.77
(1,37)	1:A:104:ARG:HB3	2:B:77:ALA:N	8	1.77
(1,37)	1:A:104:ARG:HB3	2:B:77:ALA:O	8	1.77
(1,37)	1:A:104:ARG:HB3	2:B:78:GLY:C	8	1.77
(1,37)	1:A:104:ARG:HB3	2:B:78:GLY:CA	8	1.77
(1,37)	1:A:104:ARG:HB3	2:B:78:GLY:H	8	1.77
(1,37)	1:A:104:ARG:HB3	2:B:78:GLY:HA2	8	1.77
(1,37)	1:A:104:ARG:HB3	2:B:78:GLY:HA3	8	1.77
(1,37)	1:A:104:ARG:HB3	2:B:78:GLY:N	8	1.77
(1,37)	1:A:104:ARG:HB3	2:B:78:GLY:O	8	1.77
(1,37)	1:A:104:ARG:HB3	2:B:79:LYS:C	8	1.77
(1,37)	1:A:104:ARG:HB3	2:B:79:LYS:CA	8	1.77
(1,37)	1:A:104:ARG:HB3	2:B:79:LYS:CB	8	1.77
(1,37)	1:A:104:ARG:HB3	2:B:79:LYS:CD	8	1.77
(1,37)	1:A:104:ARG:HB3	2:B:79:LYS:CE	8	1.77
(1,37)	1:A:104:ARG:HB3	2:B:79:LYS:CG	8	1.77
(1,37)	1:A:104:ARG:HB3	2:B:79:LYS:H	8	1.77
(1,37)	1:A:104:ARG:HB3	2:B:79:LYS:HA	8	1.77
(1,37)	1:A:104:ARG:HB3	2:B:79:LYS:HB2	8	1.77
(1,37)	1:A:104:ARG:HB3	2:B:79:LYS:HB3	8	1.77
(1,37)	1:A:104:ARG:HB3	2:B:79:LYS:HD2	8	1.77
(1,37)	1:A:104:ARG:HB3	2:B:79:LYS:HD3	8	1.77
(1,37)	1:A:104:ARG:HB3	2:B:79:LYS:HE2	8	1.77
(1,37)	1:A:104:ARG:HB3	2:B:79:LYS:HE3	8	1.77
(1,37)	1:A:104:ARG:HB3	2:B:79:LYS:HG2	8	1.77
(1,37)	1:A:104:ARG:HB3	2:B:79:LYS:HG3	8	1.77
(1,37)	1:A:104:ARG:HB3	2:B:79:LYS:HZ1	8	1.77
(1,37)	1:A:104:ARG:HB3	2:B:79:LYS:HZ2	8	1.77
(1,37)	1:A:104:ARG:HB3	2:B:79:LYS:HZ3	8	1.77
(1,37)	1:A:104:ARG:HB3	2:B:79:LYS:N	8	1.77
(1,37)	1:A:104:ARG:HB3	2:B:79:LYS:NZ	8	1.77
(1,37)	1:A:104:ARG:HB3	2:B:79:LYS:O	8	1.77

*Continued on next page...*

*Continued from previous page...*

Key	Atom-1	Atom-2	Model ID	Violation (Å)
(1,37)	1:A:104:ARG:HB3	2:B:80:ILE:C	8	1.77
(1,37)	1:A:104:ARG:HB3	2:B:80:ILE:CA	8	1.77
(1,37)	1:A:104:ARG:HB3	2:B:80:ILE:CB	8	1.77
(1,37)	1:A:104:ARG:HB3	2:B:80:ILE:CD1	8	1.77
(1,37)	1:A:104:ARG:HB3	2:B:80:ILE:CG1	8	1.77
(1,37)	1:A:104:ARG:HB3	2:B:80:ILE:CG2	8	1.77
(1,37)	1:A:104:ARG:HB3	2:B:80:ILE:H	8	1.77
(1,37)	1:A:104:ARG:HB3	2:B:80:ILE:HA	8	1.77
(1,37)	1:A:104:ARG:HB3	2:B:80:ILE:HB	8	1.77
(1,37)	1:A:104:ARG:HB3	2:B:80:ILE:HD11	8	1.77
(1,37)	1:A:104:ARG:HB3	2:B:80:ILE:HD12	8	1.77
(1,37)	1:A:104:ARG:HB3	2:B:80:ILE:HD13	8	1.77
(1,37)	1:A:104:ARG:HB3	2:B:80:ILE:HG12	8	1.77
(1,37)	1:A:104:ARG:HB3	2:B:80:ILE:HG13	8	1.77
(1,37)	1:A:104:ARG:HB3	2:B:80:ILE:HG21	8	1.77
(1,37)	1:A:104:ARG:HB3	2:B:80:ILE:HG22	8	1.77
(1,37)	1:A:104:ARG:HB3	2:B:80:ILE:HG23	8	1.77
(1,37)	1:A:104:ARG:HB3	2:B:80:ILE:N	8	1.77
(1,37)	1:A:104:ARG:HB3	2:B:80:ILE:O	8	1.77
(1,37)	1:A:104:ARG:HB3	2:B:84:GLN:C	8	1.77
(1,37)	1:A:104:ARG:HB3	2:B:84:GLN:CA	8	1.77
(1,37)	1:A:104:ARG:HB3	2:B:84:GLN:CB	8	1.77
(1,37)	1:A:104:ARG:HB3	2:B:84:GLN:CD	8	1.77
(1,37)	1:A:104:ARG:HB3	2:B:84:GLN:CG	8	1.77
(1,37)	1:A:104:ARG:HB3	2:B:84:GLN:H	8	1.77
(1,37)	1:A:104:ARG:HB3	2:B:84:GLN:HA	8	1.77
(1,37)	1:A:104:ARG:HB3	2:B:84:GLN:HB2	8	1.77
(1,37)	1:A:104:ARG:HB3	2:B:84:GLN:HB3	8	1.77
(1,37)	1:A:104:ARG:HB3	2:B:84:GLN:HE21	8	1.77
(1,37)	1:A:104:ARG:HB3	2:B:84:GLN:HE22	8	1.77
(1,37)	1:A:104:ARG:HB3	2:B:84:GLN:HG2	8	1.77
(1,37)	1:A:104:ARG:HB3	2:B:84:GLN:HG3	8	1.77
(1,37)	1:A:104:ARG:HB3	2:B:84:GLN:N	8	1.77
(1,37)	1:A:104:ARG:HB3	2:B:84:GLN:NE2	8	1.77
(1,37)	1:A:104:ARG:HB3	2:B:84:GLN:O	8	1.77
(1,37)	1:A:104:ARG:HB3	2:B:84:GLN:OE1	8	1.77
(1,37)	1:A:104:ARG:HB3	2:B:97:THR:C	8	1.77
(1,37)	1:A:104:ARG:HB3	2:B:97:THR:CA	8	1.77
(1,37)	1:A:104:ARG:HB3	2:B:97:THR:CB	8	1.77
(1,37)	1:A:104:ARG:HB3	2:B:97:THR:CG2	8	1.77
(1,37)	1:A:104:ARG:HB3	2:B:97:THR:H	8	1.77
(1,37)	1:A:104:ARG:HB3	2:B:97:THR:HA	8	1.77

*Continued on next page...*

*Continued from previous page...*

Key	Atom-1	Atom-2	Model ID	Violation (Å)
(1,37)	1:A:104:ARG:HB3	2:B:97:THR:HB	8	1.77
(1,37)	1:A:104:ARG:HB3	2:B:97:THR:HG1	8	1.77
(1,37)	1:A:104:ARG:HB3	2:B:97:THR:HG21	8	1.77
(1,37)	1:A:104:ARG:HB3	2:B:97:THR:HG22	8	1.77
(1,37)	1:A:104:ARG:HB3	2:B:97:THR:HG23	8	1.77
(1,37)	1:A:104:ARG:HB3	2:B:97:THR:N	8	1.77
(1,37)	1:A:104:ARG:HB3	2:B:97:THR:O	8	1.77
(1,37)	1:A:104:ARG:HB3	2:B:97:THR:OG1	8	1.77
(1,37)	1:A:104:ARG:HB3	2:B:99:HIS:C	8	1.77
(1,37)	1:A:104:ARG:HB3	2:B:99:HIS:CA	8	1.77
(1,37)	1:A:104:ARG:HB3	2:B:99:HIS:CB	8	1.77
(1,37)	1:A:104:ARG:HB3	2:B:99:HIS:CD2	8	1.77
(1,37)	1:A:104:ARG:HB3	2:B:99:HIS:CE1	8	1.77
(1,37)	1:A:104:ARG:HB3	2:B:99:HIS:CG	8	1.77
(1,37)	1:A:104:ARG:HB3	2:B:99:HIS:H	8	1.77
(1,37)	1:A:104:ARG:HB3	2:B:99:HIS:HA	8	1.77
(1,37)	1:A:104:ARG:HB3	2:B:99:HIS:HB2	8	1.77
(1,37)	1:A:104:ARG:HB3	2:B:99:HIS:HB3	8	1.77
(1,37)	1:A:104:ARG:HB3	2:B:99:HIS:HD1	8	1.77
(1,37)	1:A:104:ARG:HB3	2:B:99:HIS:HD2	8	1.77
(1,37)	1:A:104:ARG:HB3	2:B:99:HIS:HE1	8	1.77
(1,37)	1:A:104:ARG:HB3	2:B:99:HIS:HE2	8	1.77
(1,37)	1:A:104:ARG:HB3	2:B:99:HIS:N	8	1.77
(1,37)	1:A:104:ARG:HB3	2:B:99:HIS:ND1	8	1.77
(1,37)	1:A:104:ARG:HB3	2:B:99:HIS:NE2	8	1.77
(1,37)	1:A:104:ARG:HB3	2:B:99:HIS:O	8	1.77
(1,37)	1:A:104:ARG:HB3	2:B:101:VAL:C	8	1.77
(1,37)	1:A:104:ARG:HB3	2:B:101:VAL:CA	8	1.77
(1,37)	1:A:104:ARG:HB3	2:B:101:VAL:CB	8	1.77
(1,37)	1:A:104:ARG:HB3	2:B:101:VAL:CG1	8	1.77
(1,37)	1:A:104:ARG:HB3	2:B:101:VAL:CG2	8	1.77
(1,37)	1:A:104:ARG:HB3	2:B:101:VAL:H	8	1.77
(1,37)	1:A:104:ARG:HB3	2:B:101:VAL:HA	8	1.77
(1,37)	1:A:104:ARG:HB3	2:B:101:VAL:HB	8	1.77
(1,37)	1:A:104:ARG:HB3	2:B:101:VAL:HG11	8	1.77
(1,37)	1:A:104:ARG:HB3	2:B:101:VAL:HG12	8	1.77
(1,37)	1:A:104:ARG:HB3	2:B:101:VAL:HG13	8	1.77
(1,37)	1:A:104:ARG:HB3	2:B:101:VAL:HG21	8	1.77
(1,37)	1:A:104:ARG:HB3	2:B:101:VAL:HG22	8	1.77
(1,37)	1:A:104:ARG:HB3	2:B:101:VAL:HG23	8	1.77
(1,37)	1:A:104:ARG:HB3	2:B:101:VAL:N	8	1.77
(1,37)	1:A:104:ARG:HB3	2:B:101:VAL:O	8	1.77

*Continued on next page...*

*Continued from previous page...*

Key	Atom-1	Atom-2	Model ID	Violation (Å)
(1,37)	1:A:104:ARG:HD2	2:B:75:ILE:C	8	1.77
(1,37)	1:A:104:ARG:HD2	2:B:75:ILE:CA	8	1.77
(1,37)	1:A:104:ARG:HD2	2:B:75:ILE:CB	8	1.77
(1,37)	1:A:104:ARG:HD2	2:B:75:ILE:CD1	8	1.77
(1,37)	1:A:104:ARG:HD2	2:B:75:ILE:CG1	8	1.77
(1,37)	1:A:104:ARG:HD2	2:B:75:ILE:CG2	8	1.77
(1,37)	1:A:104:ARG:HD2	2:B:75:ILE:H	8	1.77
(1,37)	1:A:104:ARG:HD2	2:B:75:ILE:HA	8	1.77
(1,37)	1:A:104:ARG:HD2	2:B:75:ILE:HB	8	1.77
(1,37)	1:A:104:ARG:HD2	2:B:75:ILE:HD11	8	1.77
(1,37)	1:A:104:ARG:HD2	2:B:75:ILE:HD12	8	1.77
(1,37)	1:A:104:ARG:HD2	2:B:75:ILE:HD13	8	1.77
(1,37)	1:A:104:ARG:HD2	2:B:75:ILE:HG12	8	1.77
(1,37)	1:A:104:ARG:HD2	2:B:75:ILE:HG13	8	1.77
(1,37)	1:A:104:ARG:HD2	2:B:75:ILE:HG21	8	1.77
(1,37)	1:A:104:ARG:HD2	2:B:75:ILE:HG22	8	1.77
(1,37)	1:A:104:ARG:HD2	2:B:75:ILE:HG23	8	1.77
(1,37)	1:A:104:ARG:HD2	2:B:75:ILE:N	8	1.77
(1,37)	1:A:104:ARG:HD2	2:B:75:ILE:O	8	1.77
(1,37)	1:A:104:ARG:HD2	2:B:77:ALA:C	8	1.77
(1,37)	1:A:104:ARG:HD2	2:B:77:ALA:CA	8	1.77
(1,37)	1:A:104:ARG:HD2	2:B:77:ALA:CB	8	1.77
(1,37)	1:A:104:ARG:HD2	2:B:77:ALA:H	8	1.77
(1,37)	1:A:104:ARG:HD2	2:B:77:ALA:HA	8	1.77
(1,37)	1:A:104:ARG:HD2	2:B:77:ALA:HB1	8	1.77
(1,37)	1:A:104:ARG:HD2	2:B:77:ALA:HB2	8	1.77
(1,37)	1:A:104:ARG:HD2	2:B:77:ALA:HB3	8	1.77
(1,37)	1:A:104:ARG:HD2	2:B:77:ALA:N	8	1.77
(1,37)	1:A:104:ARG:HD2	2:B:77:ALA:O	8	1.77
(1,37)	1:A:104:ARG:HD2	2:B:78:GLY:C	8	1.77
(1,37)	1:A:104:ARG:HD2	2:B:78:GLY:CA	8	1.77
(1,37)	1:A:104:ARG:HD2	2:B:78:GLY:H	8	1.77
(1,37)	1:A:104:ARG:HD2	2:B:78:GLY:HA2	8	1.77
(1,37)	1:A:104:ARG:HD2	2:B:78:GLY:HA3	8	1.77
(1,37)	1:A:104:ARG:HD2	2:B:78:GLY:N	8	1.77
(1,37)	1:A:104:ARG:HD2	2:B:78:GLY:O	8	1.77
(1,37)	1:A:104:ARG:HD2	2:B:79:LYS:C	8	1.77
(1,37)	1:A:104:ARG:HD2	2:B:79:LYS:CA	8	1.77
(1,37)	1:A:104:ARG:HD2	2:B:79:LYS:CB	8	1.77
(1,37)	1:A:104:ARG:HD2	2:B:79:LYS:CD	8	1.77
(1,37)	1:A:104:ARG:HD2	2:B:79:LYS:CE	8	1.77
(1,37)	1:A:104:ARG:HD2	2:B:79:LYS:CG	8	1.77

*Continued on next page...*



*Continued from previous page...*

Key	Atom-1	Atom-2	Model ID	Violation (Å)
(1,37)	1:A:104:ARG:HD2	2:B:79:LYS:H	8	1.77
(1,37)	1:A:104:ARG:HD2	2:B:79:LYS:HA	8	1.77
(1,37)	1:A:104:ARG:HD2	2:B:79:LYS:HB2	8	1.77
(1,37)	1:A:104:ARG:HD2	2:B:79:LYS:HB3	8	1.77
(1,37)	1:A:104:ARG:HD2	2:B:79:LYS:HD2	8	1.77
(1,37)	1:A:104:ARG:HD2	2:B:79:LYS:HD3	8	1.77
(1,37)	1:A:104:ARG:HD2	2:B:79:LYS:HE2	8	1.77
(1,37)	1:A:104:ARG:HD2	2:B:79:LYS:HE3	8	1.77
(1,37)	1:A:104:ARG:HD2	2:B:79:LYS:HG2	8	1.77
(1,37)	1:A:104:ARG:HD2	2:B:79:LYS:HG3	8	1.77
(1,37)	1:A:104:ARG:HD2	2:B:79:LYS:HZ1	8	1.77
(1,37)	1:A:104:ARG:HD2	2:B:79:LYS:HZ2	8	1.77
(1,37)	1:A:104:ARG:HD2	2:B:79:LYS:HZ3	8	1.77
(1,37)	1:A:104:ARG:HD2	2:B:79:LYS:N	8	1.77
(1,37)	1:A:104:ARG:HD2	2:B:79:LYS:NZ	8	1.77
(1,37)	1:A:104:ARG:HD2	2:B:79:LYS:O	8	1.77
(1,37)	1:A:104:ARG:HD2	2:B:80:ILE:C	8	1.77
(1,37)	1:A:104:ARG:HD2	2:B:80:ILE:CA	8	1.77
(1,37)	1:A:104:ARG:HD2	2:B:80:ILE:CB	8	1.77
(1,37)	1:A:104:ARG:HD2	2:B:80:ILE:CD1	8	1.77
(1,37)	1:A:104:ARG:HD2	2:B:80:ILE:CG1	8	1.77
(1,37)	1:A:104:ARG:HD2	2:B:80:ILE:CG2	8	1.77
(1,37)	1:A:104:ARG:HD2	2:B:80:ILE:H	8	1.77
(1,37)	1:A:104:ARG:HD2	2:B:80:ILE:HA	8	1.77
(1,37)	1:A:104:ARG:HD2	2:B:80:ILE:HB	8	1.77
(1,37)	1:A:104:ARG:HD2	2:B:80:ILE:HD11	8	1.77
(1,37)	1:A:104:ARG:HD2	2:B:80:ILE:HD12	8	1.77
(1,37)	1:A:104:ARG:HD2	2:B:80:ILE:HD13	8	1.77
(1,37)	1:A:104:ARG:HD2	2:B:80:ILE:HG12	8	1.77
(1,37)	1:A:104:ARG:HD2	2:B:80:ILE:HG13	8	1.77
(1,37)	1:A:104:ARG:HD2	2:B:80:ILE:HG21	8	1.77
(1,37)	1:A:104:ARG:HD2	2:B:80:ILE:HG22	8	1.77
(1,37)	1:A:104:ARG:HD2	2:B:80:ILE:HG23	8	1.77
(1,37)	1:A:104:ARG:HD2	2:B:80:ILE:N	8	1.77
(1,37)	1:A:104:ARG:HD2	2:B:80:ILE:O	8	1.77
(1,37)	1:A:104:ARG:HD2	2:B:84:GLN:C	8	1.77
(1,37)	1:A:104:ARG:HD2	2:B:84:GLN:CA	8	1.77
(1,37)	1:A:104:ARG:HD2	2:B:84:GLN:CB	8	1.77
(1,37)	1:A:104:ARG:HD2	2:B:84:GLN:CD	8	1.77
(1,37)	1:A:104:ARG:HD2	2:B:84:GLN:CG	8	1.77
(1,37)	1:A:104:ARG:HD2	2:B:84:GLN:H	8	1.77
(1,37)	1:A:104:ARG:HD2	2:B:84:GLN:HA	8	1.77

*Continued on next page...*

*Continued from previous page...*

Key	Atom-1	Atom-2	Model ID	Violation (Å)
(1,37)	1:A:104:ARG:HD2	2:B:84:GLN:HB2	8	1.77
(1,37)	1:A:104:ARG:HD2	2:B:84:GLN:HB3	8	1.77
(1,37)	1:A:104:ARG:HD2	2:B:84:GLN:HE21	8	1.77
(1,37)	1:A:104:ARG:HD2	2:B:84:GLN:HE22	8	1.77
(1,37)	1:A:104:ARG:HD2	2:B:84:GLN:HG2	8	1.77
(1,37)	1:A:104:ARG:HD2	2:B:84:GLN:HG3	8	1.77
(1,37)	1:A:104:ARG:HD2	2:B:84:GLN:N	8	1.77
(1,37)	1:A:104:ARG:HD2	2:B:84:GLN:NE2	8	1.77
(1,37)	1:A:104:ARG:HD2	2:B:84:GLN:O	8	1.77
(1,37)	1:A:104:ARG:HD2	2:B:84:GLN:OE1	8	1.77
(1,37)	1:A:104:ARG:HD2	2:B:97:THR:C	8	1.77
(1,37)	1:A:104:ARG:HD2	2:B:97:THR:CA	8	1.77
(1,37)	1:A:104:ARG:HD2	2:B:97:THR:CB	8	1.77
(1,37)	1:A:104:ARG:HD2	2:B:97:THR:CG2	8	1.77
(1,37)	1:A:104:ARG:HD2	2:B:97:THR:H	8	1.77
(1,37)	1:A:104:ARG:HD2	2:B:97:THR:HA	8	1.77
(1,37)	1:A:104:ARG:HD2	2:B:97:THR:HB	8	1.77
(1,37)	1:A:104:ARG:HD2	2:B:97:THR:HG1	8	1.77
(1,37)	1:A:104:ARG:HD2	2:B:97:THR:HG21	8	1.77
(1,37)	1:A:104:ARG:HD2	2:B:97:THR:HG22	8	1.77
(1,37)	1:A:104:ARG:HD2	2:B:97:THR:HG23	8	1.77
(1,37)	1:A:104:ARG:HD2	2:B:97:THR:N	8	1.77
(1,37)	1:A:104:ARG:HD2	2:B:97:THR:O	8	1.77
(1,37)	1:A:104:ARG:HD2	2:B:97:THR:OG1	8	1.77
(1,37)	1:A:104:ARG:HD2	2:B:99:HIS:C	8	1.77
(1,37)	1:A:104:ARG:HD2	2:B:99:HIS:CA	8	1.77
(1,37)	1:A:104:ARG:HD2	2:B:99:HIS:CB	8	1.77
(1,37)	1:A:104:ARG:HD2	2:B:99:HIS:CD2	8	1.77
(1,37)	1:A:104:ARG:HD2	2:B:99:HIS:CE1	8	1.77
(1,37)	1:A:104:ARG:HD2	2:B:99:HIS:CG	8	1.77
(1,37)	1:A:104:ARG:HD2	2:B:99:HIS:H	8	1.77
(1,37)	1:A:104:ARG:HD2	2:B:99:HIS:HA	8	1.77
(1,37)	1:A:104:ARG:HD2	2:B:99:HIS:HB2	8	1.77
(1,37)	1:A:104:ARG:HD2	2:B:99:HIS:HB3	8	1.77
(1,37)	1:A:104:ARG:HD2	2:B:99:HIS:HD1	8	1.77
(1,37)	1:A:104:ARG:HD2	2:B:99:HIS:HD2	8	1.77
(1,37)	1:A:104:ARG:HD2	2:B:99:HIS:HE1	8	1.77
(1,37)	1:A:104:ARG:HD2	2:B:99:HIS:HE2	8	1.77
(1,37)	1:A:104:ARG:HD2	2:B:99:HIS:N	8	1.77
(1,37)	1:A:104:ARG:HD2	2:B:99:HIS:ND1	8	1.77
(1,37)	1:A:104:ARG:HD2	2:B:99:HIS:NE2	8	1.77
(1,37)	1:A:104:ARG:HD2	2:B:99:HIS:O	8	1.77

*Continued on next page...*

*Continued from previous page...*

Key	Atom-1	Atom-2	Model ID	Violation (Å)
(1,37)	1:A:104:ARG:HD2	2:B:101:VAL:C	8	1.77
(1,37)	1:A:104:ARG:HD2	2:B:101:VAL:CA	8	1.77
(1,37)	1:A:104:ARG:HD2	2:B:101:VAL:CB	8	1.77
(1,37)	1:A:104:ARG:HD2	2:B:101:VAL:CG1	8	1.77
(1,37)	1:A:104:ARG:HD2	2:B:101:VAL:CG2	8	1.77
(1,37)	1:A:104:ARG:HD2	2:B:101:VAL:H	8	1.77
(1,37)	1:A:104:ARG:HD2	2:B:101:VAL:HA	8	1.77
(1,37)	1:A:104:ARG:HD2	2:B:101:VAL:HB	8	1.77
(1,37)	1:A:104:ARG:HD2	2:B:101:VAL:HG11	8	1.77
(1,37)	1:A:104:ARG:HD2	2:B:101:VAL:HG12	8	1.77
(1,37)	1:A:104:ARG:HD2	2:B:101:VAL:HG13	8	1.77
(1,37)	1:A:104:ARG:HD2	2:B:101:VAL:HG21	8	1.77
(1,37)	1:A:104:ARG:HD2	2:B:101:VAL:HG22	8	1.77
(1,37)	1:A:104:ARG:HD2	2:B:101:VAL:HG23	8	1.77
(1,37)	1:A:104:ARG:HD2	2:B:101:VAL:N	8	1.77
(1,37)	1:A:104:ARG:HD2	2:B:101:VAL:O	8	1.77
(1,37)	1:A:104:ARG:HD3	2:B:75:ILE:C	8	1.77
(1,37)	1:A:104:ARG:HD3	2:B:75:ILE:CA	8	1.77
(1,37)	1:A:104:ARG:HD3	2:B:75:ILE:CB	8	1.77
(1,37)	1:A:104:ARG:HD3	2:B:75:ILE:CD1	8	1.77
(1,37)	1:A:104:ARG:HD3	2:B:75:ILE:CG1	8	1.77
(1,37)	1:A:104:ARG:HD3	2:B:75:ILE:CG2	8	1.77
(1,37)	1:A:104:ARG:HD3	2:B:75:ILE:H	8	1.77
(1,37)	1:A:104:ARG:HD3	2:B:75:ILE:HA	8	1.77
(1,37)	1:A:104:ARG:HD3	2:B:75:ILE:HB	8	1.77
(1,37)	1:A:104:ARG:HD3	2:B:75:ILE:HD11	8	1.77
(1,37)	1:A:104:ARG:HD3	2:B:75:ILE:HD12	8	1.77
(1,37)	1:A:104:ARG:HD3	2:B:75:ILE:HD13	8	1.77
(1,37)	1:A:104:ARG:HD3	2:B:75:ILE:HG12	8	1.77
(1,37)	1:A:104:ARG:HD3	2:B:75:ILE:HG13	8	1.77
(1,37)	1:A:104:ARG:HD3	2:B:75:ILE:HG21	8	1.77
(1,37)	1:A:104:ARG:HD3	2:B:75:ILE:HG22	8	1.77
(1,37)	1:A:104:ARG:HD3	2:B:75:ILE:HG23	8	1.77
(1,37)	1:A:104:ARG:HD3	2:B:75:ILE:N	8	1.77
(1,37)	1:A:104:ARG:HD3	2:B:75:ILE:O	8	1.77
(1,37)	1:A:104:ARG:HD3	2:B:77:ALA:C	8	1.77
(1,37)	1:A:104:ARG:HD3	2:B:77:ALA:CA	8	1.77
(1,37)	1:A:104:ARG:HD3	2:B:77:ALA:CB	8	1.77
(1,37)	1:A:104:ARG:HD3	2:B:77:ALA:H	8	1.77
(1,37)	1:A:104:ARG:HD3	2:B:77:ALA:HA	8	1.77
(1,37)	1:A:104:ARG:HD3	2:B:77:ALA:HB1	8	1.77
(1,37)	1:A:104:ARG:HD3	2:B:77:ALA:HB2	8	1.77

*Continued on next page...*

*Continued from previous page...*

Key	Atom-1	Atom-2	Model ID	Violation (Å)
(1,37)	1:A:104:ARG:HD3	2:B:77:ALA:HB3	8	1.77
(1,37)	1:A:104:ARG:HD3	2:B:77:ALA:N	8	1.77
(1,37)	1:A:104:ARG:HD3	2:B:77:ALA:O	8	1.77
(1,37)	1:A:104:ARG:HD3	2:B:78:GLY:C	8	1.77
(1,37)	1:A:104:ARG:HD3	2:B:78:GLY:CA	8	1.77
(1,37)	1:A:104:ARG:HD3	2:B:78:GLY:H	8	1.77
(1,37)	1:A:104:ARG:HD3	2:B:78:GLY:HA2	8	1.77
(1,37)	1:A:104:ARG:HD3	2:B:78:GLY:HA3	8	1.77
(1,37)	1:A:104:ARG:HD3	2:B:78:GLY:N	8	1.77
(1,37)	1:A:104:ARG:HD3	2:B:78:GLY:O	8	1.77
(1,37)	1:A:104:ARG:HD3	2:B:79:LYS:C	8	1.77
(1,37)	1:A:104:ARG:HD3	2:B:79:LYS:CA	8	1.77
(1,37)	1:A:104:ARG:HD3	2:B:79:LYS:CB	8	1.77
(1,37)	1:A:104:ARG:HD3	2:B:79:LYS:CD	8	1.77
(1,37)	1:A:104:ARG:HD3	2:B:79:LYS:CE	8	1.77
(1,37)	1:A:104:ARG:HD3	2:B:79:LYS:CG	8	1.77
(1,37)	1:A:104:ARG:HD3	2:B:79:LYS:H	8	1.77
(1,37)	1:A:104:ARG:HD3	2:B:79:LYS:HA	8	1.77
(1,37)	1:A:104:ARG:HD3	2:B:79:LYS:HB2	8	1.77
(1,37)	1:A:104:ARG:HD3	2:B:79:LYS:HB3	8	1.77
(1,37)	1:A:104:ARG:HD3	2:B:79:LYS:HD2	8	1.77
(1,37)	1:A:104:ARG:HD3	2:B:79:LYS:HD3	8	1.77
(1,37)	1:A:104:ARG:HD3	2:B:79:LYS:HE2	8	1.77
(1,37)	1:A:104:ARG:HD3	2:B:79:LYS:HE3	8	1.77
(1,37)	1:A:104:ARG:HD3	2:B:79:LYS:HG2	8	1.77
(1,37)	1:A:104:ARG:HD3	2:B:79:LYS:HG3	8	1.77
(1,37)	1:A:104:ARG:HD3	2:B:79:LYS:HZ1	8	1.77
(1,37)	1:A:104:ARG:HD3	2:B:79:LYS:HZ2	8	1.77
(1,37)	1:A:104:ARG:HD3	2:B:79:LYS:HZ3	8	1.77
(1,37)	1:A:104:ARG:HD3	2:B:79:LYS:N	8	1.77
(1,37)	1:A:104:ARG:HD3	2:B:79:LYS:NZ	8	1.77
(1,37)	1:A:104:ARG:HD3	2:B:79:LYS:O	8	1.77
(1,37)	1:A:104:ARG:HD3	2:B:80:ILE:C	8	1.77
(1,37)	1:A:104:ARG:HD3	2:B:80:ILE:CA	8	1.77
(1,37)	1:A:104:ARG:HD3	2:B:80:ILE:CB	8	1.77
(1,37)	1:A:104:ARG:HD3	2:B:80:ILE:CD1	8	1.77
(1,37)	1:A:104:ARG:HD3	2:B:80:ILE:CG1	8	1.77
(1,37)	1:A:104:ARG:HD3	2:B:80:ILE:CG2	8	1.77
(1,37)	1:A:104:ARG:HD3	2:B:80:ILE:H	8	1.77
(1,37)	1:A:104:ARG:HD3	2:B:80:ILE:HA	8	1.77
(1,37)	1:A:104:ARG:HD3	2:B:80:ILE:HB	8	1.77
(1,37)	1:A:104:ARG:HD3	2:B:80:ILE:HD11	8	1.77

*Continued on next page...*

*Continued from previous page...*

Key	Atom-1	Atom-2	Model ID	Violation (Å)
(1,37)	1:A:104:ARG:HD3	2:B:80:ILE:HD12	8	1.77
(1,37)	1:A:104:ARG:HD3	2:B:80:ILE:HD13	8	1.77
(1,37)	1:A:104:ARG:HD3	2:B:80:ILE:HG12	8	1.77
(1,37)	1:A:104:ARG:HD3	2:B:80:ILE:HG13	8	1.77
(1,37)	1:A:104:ARG:HD3	2:B:80:ILE:HG21	8	1.77
(1,37)	1:A:104:ARG:HD3	2:B:80:ILE:HG22	8	1.77
(1,37)	1:A:104:ARG:HD3	2:B:80:ILE:HG23	8	1.77
(1,37)	1:A:104:ARG:HD3	2:B:80:ILE:N	8	1.77
(1,37)	1:A:104:ARG:HD3	2:B:80:ILE:O	8	1.77
(1,37)	1:A:104:ARG:HD3	2:B:84:GLN:C	8	1.77
(1,37)	1:A:104:ARG:HD3	2:B:84:GLN:CA	8	1.77
(1,37)	1:A:104:ARG:HD3	2:B:84:GLN:CB	8	1.77
(1,37)	1:A:104:ARG:HD3	2:B:84:GLN:CD	8	1.77
(1,37)	1:A:104:ARG:HD3	2:B:84:GLN:CG	8	1.77
(1,37)	1:A:104:ARG:HD3	2:B:84:GLN:H	8	1.77
(1,37)	1:A:104:ARG:HD3	2:B:84:GLN:HA	8	1.77
(1,37)	1:A:104:ARG:HD3	2:B:84:GLN:HB2	8	1.77
(1,37)	1:A:104:ARG:HD3	2:B:84:GLN:HB3	8	1.77
(1,37)	1:A:104:ARG:HD3	2:B:84:GLN:HE21	8	1.77
(1,37)	1:A:104:ARG:HD3	2:B:84:GLN:HE22	8	1.77
(1,37)	1:A:104:ARG:HD3	2:B:84:GLN:HG2	8	1.77
(1,37)	1:A:104:ARG:HD3	2:B:84:GLN:HG3	8	1.77
(1,37)	1:A:104:ARG:HD3	2:B:84:GLN:N	8	1.77
(1,37)	1:A:104:ARG:HD3	2:B:84:GLN:NE2	8	1.77
(1,37)	1:A:104:ARG:HD3	2:B:84:GLN:O	8	1.77
(1,37)	1:A:104:ARG:HD3	2:B:84:GLN:OE1	8	1.77
(1,37)	1:A:104:ARG:HD3	2:B:97:THR:C	8	1.77
(1,37)	1:A:104:ARG:HD3	2:B:97:THR:CA	8	1.77
(1,37)	1:A:104:ARG:HD3	2:B:97:THR:CB	8	1.77
(1,37)	1:A:104:ARG:HD3	2:B:97:THR:CG2	8	1.77
(1,37)	1:A:104:ARG:HD3	2:B:97:THR:H	8	1.77
(1,37)	1:A:104:ARG:HD3	2:B:97:THR:HA	8	1.77
(1,37)	1:A:104:ARG:HD3	2:B:97:THR:HB	8	1.77
(1,37)	1:A:104:ARG:HD3	2:B:97:THR:HG1	8	1.77
(1,37)	1:A:104:ARG:HD3	2:B:97:THR:HG21	8	1.77
(1,37)	1:A:104:ARG:HD3	2:B:97:THR:HG22	8	1.77
(1,37)	1:A:104:ARG:HD3	2:B:97:THR:HG23	8	1.77
(1,37)	1:A:104:ARG:HD3	2:B:97:THR:N	8	1.77
(1,37)	1:A:104:ARG:HD3	2:B:97:THR:O	8	1.77
(1,37)	1:A:104:ARG:HD3	2:B:97:THR:OG1	8	1.77
(1,37)	1:A:104:ARG:HD3	2:B:99:HIS:C	8	1.77
(1,37)	1:A:104:ARG:HD3	2:B:99:HIS:CA	8	1.77

*Continued on next page...*

*Continued from previous page...*

Key	Atom-1	Atom-2	Model ID	Violation (Å)
(1,37)	1:A:104:ARG:HD3	2:B:99:HIS:CB	8	1.77
(1,37)	1:A:104:ARG:HD3	2:B:99:HIS:CD2	8	1.77
(1,37)	1:A:104:ARG:HD3	2:B:99:HIS:CE1	8	1.77
(1,37)	1:A:104:ARG:HD3	2:B:99:HIS:CG	8	1.77
(1,37)	1:A:104:ARG:HD3	2:B:99:HIS:H	8	1.77
(1,37)	1:A:104:ARG:HD3	2:B:99:HIS:HA	8	1.77
(1,37)	1:A:104:ARG:HD3	2:B:99:HIS:HB2	8	1.77
(1,37)	1:A:104:ARG:HD3	2:B:99:HIS:HB3	8	1.77
(1,37)	1:A:104:ARG:HD3	2:B:99:HIS:HD1	8	1.77
(1,37)	1:A:104:ARG:HD3	2:B:99:HIS:HD2	8	1.77
(1,37)	1:A:104:ARG:HD3	2:B:99:HIS:HE1	8	1.77
(1,37)	1:A:104:ARG:HD3	2:B:99:HIS:HE2	8	1.77
(1,37)	1:A:104:ARG:HD3	2:B:99:HIS:N	8	1.77
(1,37)	1:A:104:ARG:HD3	2:B:99:HIS:ND1	8	1.77
(1,37)	1:A:104:ARG:HD3	2:B:99:HIS:NE2	8	1.77
(1,37)	1:A:104:ARG:HD3	2:B:99:HIS:O	8	1.77
(1,37)	1:A:104:ARG:HD3	2:B:101:VAL:C	8	1.77
(1,37)	1:A:104:ARG:HD3	2:B:101:VAL:CA	8	1.77
(1,37)	1:A:104:ARG:HD3	2:B:101:VAL:CB	8	1.77
(1,37)	1:A:104:ARG:HD3	2:B:101:VAL:CG1	8	1.77
(1,37)	1:A:104:ARG:HD3	2:B:101:VAL:CG2	8	1.77
(1,37)	1:A:104:ARG:HD3	2:B:101:VAL:H	8	1.77
(1,37)	1:A:104:ARG:HD3	2:B:101:VAL:HA	8	1.77
(1,37)	1:A:104:ARG:HD3	2:B:101:VAL:HB	8	1.77
(1,37)	1:A:104:ARG:HD3	2:B:101:VAL:HG11	8	1.77
(1,37)	1:A:104:ARG:HD3	2:B:101:VAL:HG12	8	1.77
(1,37)	1:A:104:ARG:HD3	2:B:101:VAL:HG13	8	1.77
(1,37)	1:A:104:ARG:HD3	2:B:101:VAL:HG21	8	1.77
(1,37)	1:A:104:ARG:HD3	2:B:101:VAL:HG22	8	1.77
(1,37)	1:A:104:ARG:HD3	2:B:101:VAL:HG23	8	1.77
(1,37)	1:A:104:ARG:HD3	2:B:101:VAL:N	8	1.77
(1,37)	1:A:104:ARG:HD3	2:B:101:VAL:O	8	1.77
(1,37)	1:A:104:ARG:HE	2:B:75:ILE:C	8	1.77
(1,37)	1:A:104:ARG:HE	2:B:75:ILE:CA	8	1.77
(1,37)	1:A:104:ARG:HE	2:B:75:ILE:CB	8	1.77
(1,37)	1:A:104:ARG:HE	2:B:75:ILE:CD1	8	1.77
(1,37)	1:A:104:ARG:HE	2:B:75:ILE:CG1	8	1.77
(1,37)	1:A:104:ARG:HE	2:B:75:ILE:CG2	8	1.77
(1,37)	1:A:104:ARG:HE	2:B:75:ILE:H	8	1.77
(1,37)	1:A:104:ARG:HE	2:B:75:ILE:HA	8	1.77
(1,37)	1:A:104:ARG:HE	2:B:75:ILE:HB	8	1.77
(1,37)	1:A:104:ARG:HE	2:B:75:ILE:HD11	8	1.77

*Continued on next page...*

*Continued from previous page...*

Key	Atom-1	Atom-2	Model ID	Violation (Å)
(1,37)	1:A:104:ARG:HE	2:B:75:ILE:HD12	8	1.77
(1,37)	1:A:104:ARG:HE	2:B:75:ILE:HD13	8	1.77
(1,37)	1:A:104:ARG:HE	2:B:75:ILE:HG12	8	1.77
(1,37)	1:A:104:ARG:HE	2:B:75:ILE:HG13	8	1.77
(1,37)	1:A:104:ARG:HE	2:B:75:ILE:HG21	8	1.77
(1,37)	1:A:104:ARG:HE	2:B:75:ILE:HG22	8	1.77
(1,37)	1:A:104:ARG:HE	2:B:75:ILE:HG23	8	1.77
(1,37)	1:A:104:ARG:HE	2:B:75:ILE:N	8	1.77
(1,37)	1:A:104:ARG:HE	2:B:75:ILE:O	8	1.77
(1,37)	1:A:104:ARG:HE	2:B:77:ALA:C	8	1.77
(1,37)	1:A:104:ARG:HE	2:B:77:ALA:CA	8	1.77
(1,37)	1:A:104:ARG:HE	2:B:77:ALA:CB	8	1.77
(1,37)	1:A:104:ARG:HE	2:B:77:ALA:H	8	1.77
(1,37)	1:A:104:ARG:HE	2:B:77:ALA:HA	8	1.77
(1,37)	1:A:104:ARG:HE	2:B:77:ALA:HB1	8	1.77
(1,37)	1:A:104:ARG:HE	2:B:77:ALA:HB2	8	1.77
(1,37)	1:A:104:ARG:HE	2:B:77:ALA:HB3	8	1.77
(1,37)	1:A:104:ARG:HE	2:B:77:ALA:N	8	1.77
(1,37)	1:A:104:ARG:HE	2:B:77:ALA:O	8	1.77
(1,37)	1:A:104:ARG:HE	2:B:78:GLY:C	8	1.77
(1,37)	1:A:104:ARG:HE	2:B:78:GLY:CA	8	1.77
(1,37)	1:A:104:ARG:HE	2:B:78:GLY:H	8	1.77
(1,37)	1:A:104:ARG:HE	2:B:78:GLY:HA2	8	1.77
(1,37)	1:A:104:ARG:HE	2:B:78:GLY:HA3	8	1.77
(1,37)	1:A:104:ARG:HE	2:B:78:GLY:N	8	1.77
(1,37)	1:A:104:ARG:HE	2:B:78:GLY:O	8	1.77
(1,37)	1:A:104:ARG:HE	2:B:79:LYS:C	8	1.77
(1,37)	1:A:104:ARG:HE	2:B:79:LYS:CA	8	1.77
(1,37)	1:A:104:ARG:HE	2:B:79:LYS:CB	8	1.77
(1,37)	1:A:104:ARG:HE	2:B:79:LYS:CD	8	1.77
(1,37)	1:A:104:ARG:HE	2:B:79:LYS:CE	8	1.77
(1,37)	1:A:104:ARG:HE	2:B:79:LYS:CG	8	1.77
(1,37)	1:A:104:ARG:HE	2:B:79:LYS:H	8	1.77
(1,37)	1:A:104:ARG:HE	2:B:79:LYS:HA	8	1.77
(1,37)	1:A:104:ARG:HE	2:B:79:LYS:HB2	8	1.77
(1,37)	1:A:104:ARG:HE	2:B:79:LYS:HB3	8	1.77
(1,37)	1:A:104:ARG:HE	2:B:79:LYS:HD2	8	1.77
(1,37)	1:A:104:ARG:HE	2:B:79:LYS:HD3	8	1.77
(1,37)	1:A:104:ARG:HE	2:B:79:LYS:HE2	8	1.77
(1,37)	1:A:104:ARG:HE	2:B:79:LYS:HE3	8	1.77
(1,37)	1:A:104:ARG:HE	2:B:79:LYS:HG2	8	1.77
(1,37)	1:A:104:ARG:HE	2:B:79:LYS:HG3	8	1.77

*Continued on next page...*

*Continued from previous page...*

Key	Atom-1	Atom-2	Model ID	Violation (Å)
(1,37)	1:A:104:ARG:HE	2:B:79:LYS:HZ1	8	1.77
(1,37)	1:A:104:ARG:HE	2:B:79:LYS:HZ2	8	1.77
(1,37)	1:A:104:ARG:HE	2:B:79:LYS:HZ3	8	1.77
(1,37)	1:A:104:ARG:HE	2:B:79:LYS:N	8	1.77
(1,37)	1:A:104:ARG:HE	2:B:79:LYS:NZ	8	1.77
(1,37)	1:A:104:ARG:HE	2:B:79:LYS:O	8	1.77
(1,37)	1:A:104:ARG:HE	2:B:80:ILE:C	8	1.77
(1,37)	1:A:104:ARG:HE	2:B:80:ILE:CA	8	1.77
(1,37)	1:A:104:ARG:HE	2:B:80:ILE:CB	8	1.77
(1,37)	1:A:104:ARG:HE	2:B:80:ILE:CD1	8	1.77
(1,37)	1:A:104:ARG:HE	2:B:80:ILE:CG1	8	1.77
(1,37)	1:A:104:ARG:HE	2:B:80:ILE:CG2	8	1.77
(1,37)	1:A:104:ARG:HE	2:B:80:ILE:H	8	1.77
(1,37)	1:A:104:ARG:HE	2:B:80:ILE:HA	8	1.77
(1,37)	1:A:104:ARG:HE	2:B:80:ILE:HB	8	1.77
(1,37)	1:A:104:ARG:HE	2:B:80:ILE:HD11	8	1.77
(1,37)	1:A:104:ARG:HE	2:B:80:ILE:HD12	8	1.77
(1,37)	1:A:104:ARG:HE	2:B:80:ILE:HD13	8	1.77
(1,37)	1:A:104:ARG:HE	2:B:80:ILE:HG12	8	1.77
(1,37)	1:A:104:ARG:HE	2:B:80:ILE:HG13	8	1.77
(1,37)	1:A:104:ARG:HE	2:B:80:ILE:HG21	8	1.77
(1,37)	1:A:104:ARG:HE	2:B:80:ILE:HG22	8	1.77
(1,37)	1:A:104:ARG:HE	2:B:80:ILE:HG23	8	1.77
(1,37)	1:A:104:ARG:HE	2:B:80:ILE:N	8	1.77
(1,37)	1:A:104:ARG:HE	2:B:80:ILE:O	8	1.77
(1,37)	1:A:104:ARG:HE	2:B:84:GLN:C	8	1.77
(1,37)	1:A:104:ARG:HE	2:B:84:GLN:CA	8	1.77
(1,37)	1:A:104:ARG:HE	2:B:84:GLN:CB	8	1.77
(1,37)	1:A:104:ARG:HE	2:B:84:GLN:CD	8	1.77
(1,37)	1:A:104:ARG:HE	2:B:84:GLN:CG	8	1.77
(1,37)	1:A:104:ARG:HE	2:B:84:GLN:H	8	1.77
(1,37)	1:A:104:ARG:HE	2:B:84:GLN:HA	8	1.77
(1,37)	1:A:104:ARG:HE	2:B:84:GLN:HB2	8	1.77
(1,37)	1:A:104:ARG:HE	2:B:84:GLN:HB3	8	1.77
(1,37)	1:A:104:ARG:HE	2:B:84:GLN:HE21	8	1.77
(1,37)	1:A:104:ARG:HE	2:B:84:GLN:HE22	8	1.77
(1,37)	1:A:104:ARG:HE	2:B:84:GLN:HG2	8	1.77
(1,37)	1:A:104:ARG:HE	2:B:84:GLN:HG3	8	1.77
(1,37)	1:A:104:ARG:HE	2:B:84:GLN:N	8	1.77
(1,37)	1:A:104:ARG:HE	2:B:84:GLN:NE2	8	1.77
(1,37)	1:A:104:ARG:HE	2:B:84:GLN:O	8	1.77
(1,37)	1:A:104:ARG:HE	2:B:84:GLN:OE1	8	1.77

*Continued on next page...*



*Continued from previous page...*

Key	Atom-1	Atom-2	Model ID	Violation (Å)
(1,37)	1:A:104:ARG:HE	2:B:97:THR:C	8	1.77
(1,37)	1:A:104:ARG:HE	2:B:97:THR:CA	8	1.77
(1,37)	1:A:104:ARG:HE	2:B:97:THR:CB	8	1.77
(1,37)	1:A:104:ARG:HE	2:B:97:THR:CG2	8	1.77
(1,37)	1:A:104:ARG:HE	2:B:97:THR:H	8	1.77
(1,37)	1:A:104:ARG:HE	2:B:97:THR:HA	8	1.77
(1,37)	1:A:104:ARG:HE	2:B:97:THR:HB	8	1.77
(1,37)	1:A:104:ARG:HE	2:B:97:THR:HG1	8	1.77
(1,37)	1:A:104:ARG:HE	2:B:97:THR:HG21	8	1.77
(1,37)	1:A:104:ARG:HE	2:B:97:THR:HG22	8	1.77
(1,37)	1:A:104:ARG:HE	2:B:97:THR:HG23	8	1.77
(1,37)	1:A:104:ARG:HE	2:B:97:THR:N	8	1.77
(1,37)	1:A:104:ARG:HE	2:B:97:THR:O	8	1.77
(1,37)	1:A:104:ARG:HE	2:B:97:THR:OG1	8	1.77
(1,37)	1:A:104:ARG:HE	2:B:99:HIS:C	8	1.77
(1,37)	1:A:104:ARG:HE	2:B:99:HIS:CA	8	1.77
(1,37)	1:A:104:ARG:HE	2:B:99:HIS:CB	8	1.77
(1,37)	1:A:104:ARG:HE	2:B:99:HIS:CD2	8	1.77
(1,37)	1:A:104:ARG:HE	2:B:99:HIS:CE1	8	1.77
(1,37)	1:A:104:ARG:HE	2:B:99:HIS:CG	8	1.77
(1,37)	1:A:104:ARG:HE	2:B:99:HIS:H	8	1.77
(1,37)	1:A:104:ARG:HE	2:B:99:HIS:HA	8	1.77
(1,37)	1:A:104:ARG:HE	2:B:99:HIS:HB2	8	1.77
(1,37)	1:A:104:ARG:HE	2:B:99:HIS:HB3	8	1.77
(1,37)	1:A:104:ARG:HE	2:B:99:HIS:HD1	8	1.77
(1,37)	1:A:104:ARG:HE	2:B:99:HIS:HD2	8	1.77
(1,37)	1:A:104:ARG:HE	2:B:99:HIS:HE1	8	1.77
(1,37)	1:A:104:ARG:HE	2:B:99:HIS:HE2	8	1.77
(1,37)	1:A:104:ARG:HE	2:B:99:HIS:N	8	1.77
(1,37)	1:A:104:ARG:HE	2:B:99:HIS:ND1	8	1.77
(1,37)	1:A:104:ARG:HE	2:B:99:HIS:NE2	8	1.77
(1,37)	1:A:104:ARG:HE	2:B:99:HIS:O	8	1.77
(1,37)	1:A:104:ARG:HE	2:B:101:VAL:C	8	1.77
(1,37)	1:A:104:ARG:HE	2:B:101:VAL:CA	8	1.77
(1,37)	1:A:104:ARG:HE	2:B:101:VAL:CB	8	1.77
(1,37)	1:A:104:ARG:HE	2:B:101:VAL:CG1	8	1.77
(1,37)	1:A:104:ARG:HE	2:B:101:VAL:CG2	8	1.77
(1,37)	1:A:104:ARG:HE	2:B:101:VAL:H	8	1.77
(1,37)	1:A:104:ARG:HE	2:B:101:VAL:HA	8	1.77
(1,37)	1:A:104:ARG:HE	2:B:101:VAL:HB	8	1.77
(1,37)	1:A:104:ARG:HE	2:B:101:VAL:HG11	8	1.77
(1,37)	1:A:104:ARG:HE	2:B:101:VAL:HG12	8	1.77

*Continued on next page...*

*Continued from previous page...*

Key	Atom-1	Atom-2	Model ID	Violation (Å)
(1,37)	1:A:104:ARG:HE	2:B:101:VAL:HG13	8	1.77
(1,37)	1:A:104:ARG:HE	2:B:101:VAL:HG21	8	1.77
(1,37)	1:A:104:ARG:HE	2:B:101:VAL:HG22	8	1.77
(1,37)	1:A:104:ARG:HE	2:B:101:VAL:HG23	8	1.77
(1,37)	1:A:104:ARG:HE	2:B:101:VAL:N	8	1.77
(1,37)	1:A:104:ARG:HE	2:B:101:VAL:O	8	1.77
(1,37)	1:A:104:ARG:HG2	2:B:75:ILE:C	8	1.77
(1,37)	1:A:104:ARG:HG2	2:B:75:ILE:CA	8	1.77
(1,37)	1:A:104:ARG:HG2	2:B:75:ILE:CB	8	1.77
(1,37)	1:A:104:ARG:HG2	2:B:75:ILE:CD1	8	1.77
(1,37)	1:A:104:ARG:HG2	2:B:75:ILE:CG1	8	1.77
(1,37)	1:A:104:ARG:HG2	2:B:75:ILE:CG2	8	1.77
(1,37)	1:A:104:ARG:HG2	2:B:75:ILE:H	8	1.77
(1,37)	1:A:104:ARG:HG2	2:B:75:ILE:HA	8	1.77
(1,37)	1:A:104:ARG:HG2	2:B:75:ILE:HB	8	1.77
(1,37)	1:A:104:ARG:HG2	2:B:75:ILE:HD11	8	1.77
(1,37)	1:A:104:ARG:HG2	2:B:75:ILE:HD12	8	1.77
(1,37)	1:A:104:ARG:HG2	2:B:75:ILE:HD13	8	1.77
(1,37)	1:A:104:ARG:HG2	2:B:75:ILE:HG12	8	1.77
(1,37)	1:A:104:ARG:HG2	2:B:75:ILE:HG13	8	1.77
(1,37)	1:A:104:ARG:HG2	2:B:75:ILE:HG21	8	1.77
(1,37)	1:A:104:ARG:HG2	2:B:75:ILE:HG22	8	1.77
(1,37)	1:A:104:ARG:HG2	2:B:75:ILE:HG23	8	1.77
(1,37)	1:A:104:ARG:HG2	2:B:75:ILE:N	8	1.77
(1,37)	1:A:104:ARG:HG2	2:B:75:ILE:O	8	1.77
(1,37)	1:A:104:ARG:HG2	2:B:77:ALA:C	8	1.77
(1,37)	1:A:104:ARG:HG2	2:B:77:ALA:CA	8	1.77
(1,37)	1:A:104:ARG:HG2	2:B:77:ALA:CB	8	1.77
(1,37)	1:A:104:ARG:HG2	2:B:77:ALA:H	8	1.77
(1,37)	1:A:104:ARG:HG2	2:B:77:ALA:HA	8	1.77
(1,37)	1:A:104:ARG:HG2	2:B:77:ALA:HB1	8	1.77
(1,37)	1:A:104:ARG:HG2	2:B:77:ALA:HB2	8	1.77
(1,37)	1:A:104:ARG:HG2	2:B:77:ALA:HB3	8	1.77
(1,37)	1:A:104:ARG:HG2	2:B:77:ALA:N	8	1.77
(1,37)	1:A:104:ARG:HG2	2:B:77:ALA:O	8	1.77
(1,37)	1:A:104:ARG:HG2	2:B:78:GLY:C	8	1.77
(1,37)	1:A:104:ARG:HG2	2:B:78:GLY:CA	8	1.77
(1,37)	1:A:104:ARG:HG2	2:B:78:GLY:H	8	1.77
(1,37)	1:A:104:ARG:HG2	2:B:78:GLY:HA2	8	1.77
(1,37)	1:A:104:ARG:HG2	2:B:78:GLY:HA3	8	1.77
(1,37)	1:A:104:ARG:HG2	2:B:78:GLY:N	8	1.77
(1,37)	1:A:104:ARG:HG2	2:B:78:GLY:O	8	1.77

*Continued on next page...*

*Continued from previous page...*

Key	Atom-1	Atom-2	Model ID	Violation (Å)
(1,37)	1:A:104:ARG:HG2	2:B:79:LYS:C	8	1.77
(1,37)	1:A:104:ARG:HG2	2:B:79:LYS:CA	8	1.77
(1,37)	1:A:104:ARG:HG2	2:B:79:LYS:CB	8	1.77
(1,37)	1:A:104:ARG:HG2	2:B:79:LYS:CD	8	1.77
(1,37)	1:A:104:ARG:HG2	2:B:79:LYS:CE	8	1.77
(1,37)	1:A:104:ARG:HG2	2:B:79:LYS:CG	8	1.77
(1,37)	1:A:104:ARG:HG2	2:B:79:LYS:H	8	1.77
(1,37)	1:A:104:ARG:HG2	2:B:79:LYS:HA	8	1.77
(1,37)	1:A:104:ARG:HG2	2:B:79:LYS:HB2	8	1.77
(1,37)	1:A:104:ARG:HG2	2:B:79:LYS:HB3	8	1.77
(1,37)	1:A:104:ARG:HG2	2:B:79:LYS:HD2	8	1.77
(1,37)	1:A:104:ARG:HG2	2:B:79:LYS:HD3	8	1.77
(1,37)	1:A:104:ARG:HG2	2:B:79:LYS:HE2	8	1.77
(1,37)	1:A:104:ARG:HG2	2:B:79:LYS:HE3	8	1.77
(1,37)	1:A:104:ARG:HG2	2:B:79:LYS:HG2	8	1.77
(1,37)	1:A:104:ARG:HG2	2:B:79:LYS:HG3	8	1.77
(1,37)	1:A:104:ARG:HG2	2:B:79:LYS:HZ1	8	1.77
(1,37)	1:A:104:ARG:HG2	2:B:79:LYS:HZ2	8	1.77
(1,37)	1:A:104:ARG:HG2	2:B:79:LYS:HZ3	8	1.77
(1,37)	1:A:104:ARG:HG2	2:B:79:LYS:N	8	1.77
(1,37)	1:A:104:ARG:HG2	2:B:79:LYS:NZ	8	1.77
(1,37)	1:A:104:ARG:HG2	2:B:79:LYS:O	8	1.77
(1,37)	1:A:104:ARG:HG2	2:B:80:ILE:C	8	1.77
(1,37)	1:A:104:ARG:HG2	2:B:80:ILE:CA	8	1.77
(1,37)	1:A:104:ARG:HG2	2:B:80:ILE:CB	8	1.77
(1,37)	1:A:104:ARG:HG2	2:B:80:ILE:CD1	8	1.77
(1,37)	1:A:104:ARG:HG2	2:B:80:ILE:CG1	8	1.77
(1,37)	1:A:104:ARG:HG2	2:B:80:ILE:CG2	8	1.77
(1,37)	1:A:104:ARG:HG2	2:B:80:ILE:H	8	1.77
(1,37)	1:A:104:ARG:HG2	2:B:80:ILE:HA	8	1.77
(1,37)	1:A:104:ARG:HG2	2:B:80:ILE:HB	8	1.77
(1,37)	1:A:104:ARG:HG2	2:B:80:ILE:HD11	8	1.77
(1,37)	1:A:104:ARG:HG2	2:B:80:ILE:HD12	8	1.77
(1,37)	1:A:104:ARG:HG2	2:B:80:ILE:HD13	8	1.77
(1,37)	1:A:104:ARG:HG2	2:B:80:ILE:HG12	8	1.77
(1,37)	1:A:104:ARG:HG2	2:B:80:ILE:HG13	8	1.77
(1,37)	1:A:104:ARG:HG2	2:B:80:ILE:HG21	8	1.77
(1,37)	1:A:104:ARG:HG2	2:B:80:ILE:HG22	8	1.77
(1,37)	1:A:104:ARG:HG2	2:B:80:ILE:HG23	8	1.77
(1,37)	1:A:104:ARG:HG2	2:B:80:ILE:N	8	1.77
(1,37)	1:A:104:ARG:HG2	2:B:80:ILE:O	8	1.77
(1,37)	1:A:104:ARG:HG2	2:B:84:GLN:C	8	1.77

*Continued on next page...*

*Continued from previous page...*

Key	Atom-1	Atom-2	Model ID	Violation (Å)
(1,37)	1:A:104:ARG:HG2	2:B:84:GLN:CA	8	1.77
(1,37)	1:A:104:ARG:HG2	2:B:84:GLN:CB	8	1.77
(1,37)	1:A:104:ARG:HG2	2:B:84:GLN:CD	8	1.77
(1,37)	1:A:104:ARG:HG2	2:B:84:GLN:CG	8	1.77
(1,37)	1:A:104:ARG:HG2	2:B:84:GLN:H	8	1.77
(1,37)	1:A:104:ARG:HG2	2:B:84:GLN:HA	8	1.77
(1,37)	1:A:104:ARG:HG2	2:B:84:GLN:HB2	8	1.77
(1,37)	1:A:104:ARG:HG2	2:B:84:GLN:HB3	8	1.77
(1,37)	1:A:104:ARG:HG2	2:B:84:GLN:HE21	8	1.77
(1,37)	1:A:104:ARG:HG2	2:B:84:GLN:HE22	8	1.77
(1,37)	1:A:104:ARG:HG2	2:B:84:GLN:HG2	8	1.77
(1,37)	1:A:104:ARG:HG2	2:B:84:GLN:HG3	8	1.77
(1,37)	1:A:104:ARG:HG2	2:B:84:GLN:N	8	1.77
(1,37)	1:A:104:ARG:HG2	2:B:84:GLN:NE2	8	1.77
(1,37)	1:A:104:ARG:HG2	2:B:84:GLN:O	8	1.77
(1,37)	1:A:104:ARG:HG2	2:B:84:GLN:OE1	8	1.77
(1,37)	1:A:104:ARG:HG2	2:B:97:THR:C	8	1.77
(1,37)	1:A:104:ARG:HG2	2:B:97:THR:CA	8	1.77
(1,37)	1:A:104:ARG:HG2	2:B:97:THR:CB	8	1.77
(1,37)	1:A:104:ARG:HG2	2:B:97:THR:CG2	8	1.77
(1,37)	1:A:104:ARG:HG2	2:B:97:THR:H	8	1.77
(1,37)	1:A:104:ARG:HG2	2:B:97:THR:HA	8	1.77
(1,37)	1:A:104:ARG:HG2	2:B:97:THR:HB	8	1.77
(1,37)	1:A:104:ARG:HG2	2:B:97:THR:HG1	8	1.77
(1,37)	1:A:104:ARG:HG2	2:B:97:THR:HG21	8	1.77
(1,37)	1:A:104:ARG:HG2	2:B:97:THR:HG22	8	1.77
(1,37)	1:A:104:ARG:HG2	2:B:97:THR:HG23	8	1.77
(1,37)	1:A:104:ARG:HG2	2:B:97:THR:N	8	1.77
(1,37)	1:A:104:ARG:HG2	2:B:97:THR:O	8	1.77
(1,37)	1:A:104:ARG:HG2	2:B:97:THR:OG1	8	1.77
(1,37)	1:A:104:ARG:HG2	2:B:99:HIS:C	8	1.77
(1,37)	1:A:104:ARG:HG2	2:B:99:HIS:CA	8	1.77
(1,37)	1:A:104:ARG:HG2	2:B:99:HIS:CB	8	1.77
(1,37)	1:A:104:ARG:HG2	2:B:99:HIS:CD2	8	1.77
(1,37)	1:A:104:ARG:HG2	2:B:99:HIS:CE1	8	1.77
(1,37)	1:A:104:ARG:HG2	2:B:99:HIS:CG	8	1.77
(1,37)	1:A:104:ARG:HG2	2:B:99:HIS:H	8	1.77
(1,37)	1:A:104:ARG:HG2	2:B:99:HIS:HA	8	1.77
(1,37)	1:A:104:ARG:HG2	2:B:99:HIS:HB2	8	1.77
(1,37)	1:A:104:ARG:HG2	2:B:99:HIS:HB3	8	1.77
(1,37)	1:A:104:ARG:HG2	2:B:99:HIS:HD1	8	1.77
(1,37)	1:A:104:ARG:HG2	2:B:99:HIS:HD2	8	1.77

*Continued on next page...*

*Continued from previous page...*

Key	Atom-1	Atom-2	Model ID	Violation (Å)
(1,37)	1:A:104:ARG:HG2	2:B:99:HIS:HE1	8	1.77
(1,37)	1:A:104:ARG:HG2	2:B:99:HIS:HE2	8	1.77
(1,37)	1:A:104:ARG:HG2	2:B:99:HIS:N	8	1.77
(1,37)	1:A:104:ARG:HG2	2:B:99:HIS:ND1	8	1.77
(1,37)	1:A:104:ARG:HG2	2:B:99:HIS:NE2	8	1.77
(1,37)	1:A:104:ARG:HG2	2:B:99:HIS:O	8	1.77
(1,37)	1:A:104:ARG:HG2	2:B:101:VAL:C	8	1.77
(1,37)	1:A:104:ARG:HG2	2:B:101:VAL:CA	8	1.77
(1,37)	1:A:104:ARG:HG2	2:B:101:VAL:CB	8	1.77
(1,37)	1:A:104:ARG:HG2	2:B:101:VAL:CG1	8	1.77
(1,37)	1:A:104:ARG:HG2	2:B:101:VAL:CG2	8	1.77
(1,37)	1:A:104:ARG:HG2	2:B:101:VAL:H	8	1.77
(1,37)	1:A:104:ARG:HG2	2:B:101:VAL:HA	8	1.77
(1,37)	1:A:104:ARG:HG2	2:B:101:VAL:HB	8	1.77
(1,37)	1:A:104:ARG:HG2	2:B:101:VAL:HG11	8	1.77
(1,37)	1:A:104:ARG:HG2	2:B:101:VAL:HG12	8	1.77
(1,37)	1:A:104:ARG:HG2	2:B:101:VAL:HG13	8	1.77
(1,37)	1:A:104:ARG:HG2	2:B:101:VAL:HG21	8	1.77
(1,37)	1:A:104:ARG:HG2	2:B:101:VAL:HG22	8	1.77
(1,37)	1:A:104:ARG:HG2	2:B:101:VAL:HG23	8	1.77
(1,37)	1:A:104:ARG:HG2	2:B:101:VAL:N	8	1.77
(1,37)	1:A:104:ARG:HG2	2:B:101:VAL:O	8	1.77
(1,37)	1:A:104:ARG:HG3	2:B:75:ILE:C	8	1.77
(1,37)	1:A:104:ARG:HG3	2:B:75:ILE:CA	8	1.77
(1,37)	1:A:104:ARG:HG3	2:B:75:ILE:CB	8	1.77
(1,37)	1:A:104:ARG:HG3	2:B:75:ILE:CD1	8	1.77
(1,37)	1:A:104:ARG:HG3	2:B:75:ILE:CG1	8	1.77
(1,37)	1:A:104:ARG:HG3	2:B:75:ILE:CG2	8	1.77
(1,37)	1:A:104:ARG:HG3	2:B:75:ILE:H	8	1.77
(1,37)	1:A:104:ARG:HG3	2:B:75:ILE:HA	8	1.77
(1,37)	1:A:104:ARG:HG3	2:B:75:ILE:HB	8	1.77
(1,37)	1:A:104:ARG:HG3	2:B:75:ILE:HD11	8	1.77
(1,37)	1:A:104:ARG:HG3	2:B:75:ILE:HD12	8	1.77
(1,37)	1:A:104:ARG:HG3	2:B:75:ILE:HD13	8	1.77
(1,37)	1:A:104:ARG:HG3	2:B:75:ILE:HG12	8	1.77
(1,37)	1:A:104:ARG:HG3	2:B:75:ILE:HG13	8	1.77
(1,37)	1:A:104:ARG:HG3	2:B:75:ILE:HG21	8	1.77
(1,37)	1:A:104:ARG:HG3	2:B:75:ILE:HG22	8	1.77
(1,37)	1:A:104:ARG:HG3	2:B:75:ILE:HG23	8	1.77
(1,37)	1:A:104:ARG:HG3	2:B:75:ILE:N	8	1.77
(1,37)	1:A:104:ARG:HG3	2:B:75:ILE:O	8	1.77
(1,37)	1:A:104:ARG:HG3	2:B:77:ALA:C	8	1.77

*Continued on next page...*

*Continued from previous page...*

Key	Atom-1	Atom-2	Model ID	Violation (Å)
(1,37)	1:A:104:ARG:HG3	2:B:77:ALA:CA	8	1.77
(1,37)	1:A:104:ARG:HG3	2:B:77:ALA:CB	8	1.77
(1,37)	1:A:104:ARG:HG3	2:B:77:ALA:H	8	1.77
(1,37)	1:A:104:ARG:HG3	2:B:77:ALA:HA	8	1.77
(1,37)	1:A:104:ARG:HG3	2:B:77:ALA:HB1	8	1.77
(1,37)	1:A:104:ARG:HG3	2:B:77:ALA:HB2	8	1.77
(1,37)	1:A:104:ARG:HG3	2:B:77:ALA:HB3	8	1.77
(1,37)	1:A:104:ARG:HG3	2:B:77:ALA:N	8	1.77
(1,37)	1:A:104:ARG:HG3	2:B:77:ALA:O	8	1.77
(1,37)	1:A:104:ARG:HG3	2:B:78:GLY:C	8	1.77
(1,37)	1:A:104:ARG:HG3	2:B:78:GLY:CA	8	1.77
(1,37)	1:A:104:ARG:HG3	2:B:78:GLY:H	8	1.77
(1,37)	1:A:104:ARG:HG3	2:B:78:GLY:HA2	8	1.77
(1,37)	1:A:104:ARG:HG3	2:B:78:GLY:HA3	8	1.77
(1,37)	1:A:104:ARG:HG3	2:B:78:GLY:N	8	1.77
(1,37)	1:A:104:ARG:HG3	2:B:78:GLY:O	8	1.77
(1,37)	1:A:104:ARG:HG3	2:B:79:LYS:C	8	1.77
(1,37)	1:A:104:ARG:HG3	2:B:79:LYS:CA	8	1.77
(1,37)	1:A:104:ARG:HG3	2:B:79:LYS:CB	8	1.77
(1,37)	1:A:104:ARG:HG3	2:B:79:LYS:CD	8	1.77
(1,37)	1:A:104:ARG:HG3	2:B:79:LYS:CE	8	1.77
(1,37)	1:A:104:ARG:HG3	2:B:79:LYS:CG	8	1.77
(1,37)	1:A:104:ARG:HG3	2:B:79:LYS:H	8	1.77
(1,37)	1:A:104:ARG:HG3	2:B:79:LYS:HA	8	1.77
(1,37)	1:A:104:ARG:HG3	2:B:79:LYS:HB2	8	1.77
(1,37)	1:A:104:ARG:HG3	2:B:79:LYS:HB3	8	1.77
(1,37)	1:A:104:ARG:HG3	2:B:79:LYS:HD2	8	1.77
(1,37)	1:A:104:ARG:HG3	2:B:79:LYS:HD3	8	1.77
(1,37)	1:A:104:ARG:HG3	2:B:79:LYS:HE2	8	1.77
(1,37)	1:A:104:ARG:HG3	2:B:79:LYS:HE3	8	1.77
(1,37)	1:A:104:ARG:HG3	2:B:79:LYS:HG2	8	1.77
(1,37)	1:A:104:ARG:HG3	2:B:79:LYS:HG3	8	1.77
(1,37)	1:A:104:ARG:HG3	2:B:79:LYS:HZ1	8	1.77
(1,37)	1:A:104:ARG:HG3	2:B:79:LYS:HZ2	8	1.77
(1,37)	1:A:104:ARG:HG3	2:B:79:LYS:HZ3	8	1.77
(1,37)	1:A:104:ARG:HG3	2:B:79:LYS:N	8	1.77
(1,37)	1:A:104:ARG:HG3	2:B:79:LYS:NZ	8	1.77
(1,37)	1:A:104:ARG:HG3	2:B:79:LYS:O	8	1.77
(1,37)	1:A:104:ARG:HG3	2:B:80:ILE:C	8	1.77
(1,37)	1:A:104:ARG:HG3	2:B:80:ILE:CA	8	1.77
(1,37)	1:A:104:ARG:HG3	2:B:80:ILE:CB	8	1.77
(1,37)	1:A:104:ARG:HG3	2:B:80:ILE:CD1	8	1.77

*Continued on next page...*

*Continued from previous page...*

Key	Atom-1	Atom-2	Model ID	Violation (Å)
(1,37)	1:A:104:ARG:HG3	2:B:80:ILE:CG1	8	1.77
(1,37)	1:A:104:ARG:HG3	2:B:80:ILE:CG2	8	1.77
(1,37)	1:A:104:ARG:HG3	2:B:80:ILE:H	8	1.77
(1,37)	1:A:104:ARG:HG3	2:B:80:ILE:HA	8	1.77
(1,37)	1:A:104:ARG:HG3	2:B:80:ILE:HB	8	1.77
(1,37)	1:A:104:ARG:HG3	2:B:80:ILE:HD11	8	1.77
(1,37)	1:A:104:ARG:HG3	2:B:80:ILE:HD12	8	1.77
(1,37)	1:A:104:ARG:HG3	2:B:80:ILE:HD13	8	1.77
(1,37)	1:A:104:ARG:HG3	2:B:80:ILE:HG12	8	1.77
(1,37)	1:A:104:ARG:HG3	2:B:80:ILE:HG13	8	1.77
(1,37)	1:A:104:ARG:HG3	2:B:80:ILE:HG21	8	1.77
(1,37)	1:A:104:ARG:HG3	2:B:80:ILE:HG22	8	1.77
(1,37)	1:A:104:ARG:HG3	2:B:80:ILE:HG23	8	1.77
(1,37)	1:A:104:ARG:HG3	2:B:80:ILE:N	8	1.77
(1,37)	1:A:104:ARG:HG3	2:B:80:ILE:O	8	1.77
(1,37)	1:A:104:ARG:HG3	2:B:84:GLN:C	8	1.77
(1,37)	1:A:104:ARG:HG3	2:B:84:GLN:CA	8	1.77
(1,37)	1:A:104:ARG:HG3	2:B:84:GLN:CB	8	1.77
(1,37)	1:A:104:ARG:HG3	2:B:84:GLN:CD	8	1.77
(1,37)	1:A:104:ARG:HG3	2:B:84:GLN:CG	8	1.77
(1,37)	1:A:104:ARG:HG3	2:B:84:GLN:H	8	1.77
(1,37)	1:A:104:ARG:HG3	2:B:84:GLN:HA	8	1.77
(1,37)	1:A:104:ARG:HG3	2:B:84:GLN:HB2	8	1.77
(1,37)	1:A:104:ARG:HG3	2:B:84:GLN:HB3	8	1.77
(1,37)	1:A:104:ARG:HG3	2:B:84:GLN:HE21	8	1.77
(1,37)	1:A:104:ARG:HG3	2:B:84:GLN:HE22	8	1.77
(1,37)	1:A:104:ARG:HG3	2:B:84:GLN:HG2	8	1.77
(1,37)	1:A:104:ARG:HG3	2:B:84:GLN:HG3	8	1.77
(1,37)	1:A:104:ARG:HG3	2:B:84:GLN:N	8	1.77
(1,37)	1:A:104:ARG:HG3	2:B:84:GLN:NE2	8	1.77
(1,37)	1:A:104:ARG:HG3	2:B:84:GLN:O	8	1.77
(1,37)	1:A:104:ARG:HG3	2:B:84:GLN:OE1	8	1.77
(1,37)	1:A:104:ARG:HG3	2:B:97:THR:C	8	1.77
(1,37)	1:A:104:ARG:HG3	2:B:97:THR:CA	8	1.77
(1,37)	1:A:104:ARG:HG3	2:B:97:THR:CB	8	1.77
(1,37)	1:A:104:ARG:HG3	2:B:97:THR:CG2	8	1.77
(1,37)	1:A:104:ARG:HG3	2:B:97:THR:H	8	1.77
(1,37)	1:A:104:ARG:HG3	2:B:97:THR:HA	8	1.77
(1,37)	1:A:104:ARG:HG3	2:B:97:THR:HB	8	1.77
(1,37)	1:A:104:ARG:HG3	2:B:97:THR:HG1	8	1.77
(1,37)	1:A:104:ARG:HG3	2:B:97:THR:HG21	8	1.77
(1,37)	1:A:104:ARG:HG3	2:B:97:THR:HG22	8	1.77

*Continued on next page...*

*Continued from previous page...*

Key	Atom-1	Atom-2	Model ID	Violation (Å)
(1,37)	1:A:104:ARG:HG3	2:B:97:THR:HG23	8	1.77
(1,37)	1:A:104:ARG:HG3	2:B:97:THR:N	8	1.77
(1,37)	1:A:104:ARG:HG3	2:B:97:THR:O	8	1.77
(1,37)	1:A:104:ARG:HG3	2:B:97:THR:OG1	8	1.77
(1,37)	1:A:104:ARG:HG3	2:B:99:HIS:C	8	1.77
(1,37)	1:A:104:ARG:HG3	2:B:99:HIS:CA	8	1.77
(1,37)	1:A:104:ARG:HG3	2:B:99:HIS:CB	8	1.77
(1,37)	1:A:104:ARG:HG3	2:B:99:HIS:CD2	8	1.77
(1,37)	1:A:104:ARG:HG3	2:B:99:HIS:CE1	8	1.77
(1,37)	1:A:104:ARG:HG3	2:B:99:HIS:CG	8	1.77
(1,37)	1:A:104:ARG:HG3	2:B:99:HIS:H	8	1.77
(1,37)	1:A:104:ARG:HG3	2:B:99:HIS:HA	8	1.77
(1,37)	1:A:104:ARG:HG3	2:B:99:HIS:HB2	8	1.77
(1,37)	1:A:104:ARG:HG3	2:B:99:HIS:HB3	8	1.77
(1,37)	1:A:104:ARG:HG3	2:B:99:HIS:HD1	8	1.77
(1,37)	1:A:104:ARG:HG3	2:B:99:HIS:HD2	8	1.77
(1,37)	1:A:104:ARG:HG3	2:B:99:HIS:HE1	8	1.77
(1,37)	1:A:104:ARG:HG3	2:B:99:HIS:HE2	8	1.77
(1,37)	1:A:104:ARG:HG3	2:B:99:HIS:N	8	1.77
(1,37)	1:A:104:ARG:HG3	2:B:99:HIS:ND1	8	1.77
(1,37)	1:A:104:ARG:HG3	2:B:99:HIS:NE2	8	1.77
(1,37)	1:A:104:ARG:HG3	2:B:99:HIS:O	8	1.77
(1,37)	1:A:104:ARG:HG3	2:B:101:VAL:C	8	1.77
(1,37)	1:A:104:ARG:HG3	2:B:101:VAL:CA	8	1.77
(1,37)	1:A:104:ARG:HG3	2:B:101:VAL:CB	8	1.77
(1,37)	1:A:104:ARG:HG3	2:B:101:VAL:CG1	8	1.77
(1,37)	1:A:104:ARG:HG3	2:B:101:VAL:CG2	8	1.77
(1,37)	1:A:104:ARG:HG3	2:B:101:VAL:H	8	1.77
(1,37)	1:A:104:ARG:HG3	2:B:101:VAL:HA	8	1.77
(1,37)	1:A:104:ARG:HG3	2:B:101:VAL:HB	8	1.77
(1,37)	1:A:104:ARG:HG3	2:B:101:VAL:HG11	8	1.77
(1,37)	1:A:104:ARG:HG3	2:B:101:VAL:HG12	8	1.77
(1,37)	1:A:104:ARG:HG3	2:B:101:VAL:HG13	8	1.77
(1,37)	1:A:104:ARG:HG3	2:B:101:VAL:HG21	8	1.77
(1,37)	1:A:104:ARG:HG3	2:B:101:VAL:HG22	8	1.77
(1,37)	1:A:104:ARG:HG3	2:B:101:VAL:HG23	8	1.77
(1,37)	1:A:104:ARG:HG3	2:B:101:VAL:N	8	1.77
(1,37)	1:A:104:ARG:HG3	2:B:101:VAL:O	8	1.77
(1,37)	1:A:104:ARG:HH11	2:B:75:ILE:C	8	1.77
(1,37)	1:A:104:ARG:HH11	2:B:75:ILE:CA	8	1.77
(1,37)	1:A:104:ARG:HH11	2:B:75:ILE:CB	8	1.77
(1,37)	1:A:104:ARG:HH11	2:B:75:ILE:CD1	8	1.77

*Continued on next page...*



*Continued from previous page...*

Key	Atom-1	Atom-2	Model ID	Violation (Å)
(1,37)	1:A:104:ARG:HH11	2:B:75:ILE:CG1	8	1.77
(1,37)	1:A:104:ARG:HH11	2:B:75:ILE:CG2	8	1.77
(1,37)	1:A:104:ARG:HH11	2:B:75:ILE:H	8	1.77
(1,37)	1:A:104:ARG:HH11	2:B:75:ILE:HA	8	1.77
(1,37)	1:A:104:ARG:HH11	2:B:75:ILE:HB	8	1.77
(1,37)	1:A:104:ARG:HH11	2:B:75:ILE:HD11	8	1.77
(1,37)	1:A:104:ARG:HH11	2:B:75:ILE:HD12	8	1.77
(1,37)	1:A:104:ARG:HH11	2:B:75:ILE:HD13	8	1.77
(1,37)	1:A:104:ARG:HH11	2:B:75:ILE:HG12	8	1.77
(1,37)	1:A:104:ARG:HH11	2:B:75:ILE:HG13	8	1.77
(1,37)	1:A:104:ARG:HH11	2:B:75:ILE:HG21	8	1.77
(1,37)	1:A:104:ARG:HH11	2:B:75:ILE:HG22	8	1.77
(1,37)	1:A:104:ARG:HH11	2:B:75:ILE:HG23	8	1.77
(1,37)	1:A:104:ARG:HH11	2:B:75:ILE:N	8	1.77
(1,37)	1:A:104:ARG:HH11	2:B:75:ILE:O	8	1.77
(1,37)	1:A:104:ARG:HH11	2:B:77:ALA:C	8	1.77
(1,37)	1:A:104:ARG:HH11	2:B:77:ALA:CA	8	1.77
(1,37)	1:A:104:ARG:HH11	2:B:77:ALA:CB	8	1.77
(1,37)	1:A:104:ARG:HH11	2:B:77:ALA:H	8	1.77
(1,37)	1:A:104:ARG:HH11	2:B:77:ALA:HA	8	1.77
(1,37)	1:A:104:ARG:HH11	2:B:77:ALA:HB1	8	1.77
(1,37)	1:A:104:ARG:HH11	2:B:77:ALA:HB2	8	1.77
(1,37)	1:A:104:ARG:HH11	2:B:77:ALA:HB3	8	1.77
(1,37)	1:A:104:ARG:HH11	2:B:77:ALA:N	8	1.77
(1,37)	1:A:104:ARG:HH11	2:B:77:ALA:O	8	1.77
(1,37)	1:A:104:ARG:HH11	2:B:78:GLY:C	8	1.77
(1,37)	1:A:104:ARG:HH11	2:B:78:GLY:CA	8	1.77
(1,37)	1:A:104:ARG:HH11	2:B:78:GLY:H	8	1.77
(1,37)	1:A:104:ARG:HH11	2:B:78:GLY:HA2	8	1.77
(1,37)	1:A:104:ARG:HH11	2:B:78:GLY:HA3	8	1.77
(1,37)	1:A:104:ARG:HH11	2:B:78:GLY:N	8	1.77
(1,37)	1:A:104:ARG:HH11	2:B:78:GLY:O	8	1.77
(1,37)	1:A:104:ARG:HH11	2:B:79:LYS:C	8	1.77
(1,37)	1:A:104:ARG:HH11	2:B:79:LYS:CA	8	1.77
(1,37)	1:A:104:ARG:HH11	2:B:79:LYS:CB	8	1.77
(1,37)	1:A:104:ARG:HH11	2:B:79:LYS:CD	8	1.77
(1,37)	1:A:104:ARG:HH11	2:B:79:LYS:CE	8	1.77
(1,37)	1:A:104:ARG:HH11	2:B:79:LYS:CG	8	1.77
(1,37)	1:A:104:ARG:HH11	2:B:79:LYS:H	8	1.77
(1,37)	1:A:104:ARG:HH11	2:B:79:LYS:HA	8	1.77
(1,37)	1:A:104:ARG:HH11	2:B:79:LYS:HB2	8	1.77
(1,37)	1:A:104:ARG:HH11	2:B:79:LYS:HB3	8	1.77

*Continued on next page...*

*Continued from previous page...*

Key	Atom-1	Atom-2	Model ID	Violation (Å)
(1,37)	1:A:104:ARG:HH11	2:B:79:LYS:HD2	8	1.77
(1,37)	1:A:104:ARG:HH11	2:B:79:LYS:HD3	8	1.77
(1,37)	1:A:104:ARG:HH11	2:B:79:LYS:HE2	8	1.77
(1,37)	1:A:104:ARG:HH11	2:B:79:LYS:HE3	8	1.77
(1,37)	1:A:104:ARG:HH11	2:B:79:LYS:HG2	8	1.77
(1,37)	1:A:104:ARG:HH11	2:B:79:LYS:HG3	8	1.77
(1,37)	1:A:104:ARG:HH11	2:B:79:LYS:HZ1	8	1.77
(1,37)	1:A:104:ARG:HH11	2:B:79:LYS:HZ2	8	1.77
(1,37)	1:A:104:ARG:HH11	2:B:79:LYS:HZ3	8	1.77
(1,37)	1:A:104:ARG:HH11	2:B:79:LYS:N	8	1.77
(1,37)	1:A:104:ARG:HH11	2:B:79:LYS:NZ	8	1.77
(1,37)	1:A:104:ARG:HH11	2:B:79:LYS:O	8	1.77
(1,37)	1:A:104:ARG:HH11	2:B:80:ILE:C	8	1.77
(1,37)	1:A:104:ARG:HH11	2:B:80:ILE:CA	8	1.77
(1,37)	1:A:104:ARG:HH11	2:B:80:ILE:CB	8	1.77
(1,37)	1:A:104:ARG:HH11	2:B:80:ILE:CD1	8	1.77
(1,37)	1:A:104:ARG:HH11	2:B:80:ILE:CG1	8	1.77
(1,37)	1:A:104:ARG:HH11	2:B:80:ILE:CG2	8	1.77
(1,37)	1:A:104:ARG:HH11	2:B:80:ILE:H	8	1.77
(1,37)	1:A:104:ARG:HH11	2:B:80:ILE:HA	8	1.77
(1,37)	1:A:104:ARG:HH11	2:B:80:ILE:HB	8	1.77
(1,37)	1:A:104:ARG:HH11	2:B:80:ILE:HD11	8	1.77
(1,37)	1:A:104:ARG:HH11	2:B:80:ILE:HD12	8	1.77
(1,37)	1:A:104:ARG:HH11	2:B:80:ILE:HD13	8	1.77
(1,37)	1:A:104:ARG:HH11	2:B:80:ILE:HG12	8	1.77
(1,37)	1:A:104:ARG:HH11	2:B:80:ILE:HG13	8	1.77
(1,37)	1:A:104:ARG:HH11	2:B:80:ILE:HG21	8	1.77
(1,37)	1:A:104:ARG:HH11	2:B:80:ILE:HG22	8	1.77
(1,37)	1:A:104:ARG:HH11	2:B:80:ILE:HG23	8	1.77
(1,37)	1:A:104:ARG:HH11	2:B:80:ILE:N	8	1.77
(1,37)	1:A:104:ARG:HH11	2:B:80:ILE:O	8	1.77
(1,37)	1:A:104:ARG:HH11	2:B:84:GLN:C	8	1.77
(1,37)	1:A:104:ARG:HH11	2:B:84:GLN:CA	8	1.77
(1,37)	1:A:104:ARG:HH11	2:B:84:GLN:CB	8	1.77
(1,37)	1:A:104:ARG:HH11	2:B:84:GLN:CD	8	1.77
(1,37)	1:A:104:ARG:HH11	2:B:84:GLN:CG	8	1.77
(1,37)	1:A:104:ARG:HH11	2:B:84:GLN:H	8	1.77
(1,37)	1:A:104:ARG:HH11	2:B:84:GLN:HA	8	1.77
(1,37)	1:A:104:ARG:HH11	2:B:84:GLN:HB2	8	1.77
(1,37)	1:A:104:ARG:HH11	2:B:84:GLN:HB3	8	1.77
(1,37)	1:A:104:ARG:HH11	2:B:84:GLN:HE21	8	1.77
(1,37)	1:A:104:ARG:HH11	2:B:84:GLN:HE22	8	1.77

*Continued on next page...*

*Continued from previous page...*

Key	Atom-1	Atom-2	Model ID	Violation (Å)
(1,37)	1:A:104:ARG:HH11	2:B:84:GLN:HG2	8	1.77
(1,37)	1:A:104:ARG:HH11	2:B:84:GLN:HG3	8	1.77
(1,37)	1:A:104:ARG:HH11	2:B:84:GLN:N	8	1.77
(1,37)	1:A:104:ARG:HH11	2:B:84:GLN:NE2	8	1.77
(1,37)	1:A:104:ARG:HH11	2:B:84:GLN:O	8	1.77
(1,37)	1:A:104:ARG:HH11	2:B:84:GLN:OE1	8	1.77
(1,37)	1:A:104:ARG:HH11	2:B:97:THR:C	8	1.77
(1,37)	1:A:104:ARG:HH11	2:B:97:THR:CA	8	1.77
(1,37)	1:A:104:ARG:HH11	2:B:97:THR:CB	8	1.77
(1,37)	1:A:104:ARG:HH11	2:B:97:THR:CG2	8	1.77
(1,37)	1:A:104:ARG:HH11	2:B:97:THR:H	8	1.77
(1,37)	1:A:104:ARG:HH11	2:B:97:THR:HA	8	1.77
(1,37)	1:A:104:ARG:HH11	2:B:97:THR:HB	8	1.77
(1,37)	1:A:104:ARG:HH11	2:B:97:THR:HG1	8	1.77
(1,37)	1:A:104:ARG:HH11	2:B:97:THR:HG21	8	1.77
(1,37)	1:A:104:ARG:HH11	2:B:97:THR:HG22	8	1.77
(1,37)	1:A:104:ARG:HH11	2:B:97:THR:HG23	8	1.77
(1,37)	1:A:104:ARG:HH11	2:B:97:THR:N	8	1.77
(1,37)	1:A:104:ARG:HH11	2:B:97:THR:O	8	1.77
(1,37)	1:A:104:ARG:HH11	2:B:97:THR:OG1	8	1.77
(1,37)	1:A:104:ARG:HH11	2:B:99:HIS:C	8	1.77
(1,37)	1:A:104:ARG:HH11	2:B:99:HIS:CA	8	1.77
(1,37)	1:A:104:ARG:HH11	2:B:99:HIS:CB	8	1.77
(1,37)	1:A:104:ARG:HH11	2:B:99:HIS:CD2	8	1.77
(1,37)	1:A:104:ARG:HH11	2:B:99:HIS:CE1	8	1.77
(1,37)	1:A:104:ARG:HH11	2:B:99:HIS:CG	8	1.77
(1,37)	1:A:104:ARG:HH11	2:B:99:HIS:H	8	1.77
(1,37)	1:A:104:ARG:HH11	2:B:99:HIS:HA	8	1.77
(1,37)	1:A:104:ARG:HH11	2:B:99:HIS:HB2	8	1.77
(1,37)	1:A:104:ARG:HH11	2:B:99:HIS:HB3	8	1.77
(1,37)	1:A:104:ARG:HH11	2:B:99:HIS:HD1	8	1.77
(1,37)	1:A:104:ARG:HH11	2:B:99:HIS:HD2	8	1.77
(1,37)	1:A:104:ARG:HH11	2:B:99:HIS:HE1	8	1.77
(1,37)	1:A:104:ARG:HH11	2:B:99:HIS:HE2	8	1.77
(1,37)	1:A:104:ARG:HH11	2:B:99:HIS:N	8	1.77
(1,37)	1:A:104:ARG:HH11	2:B:99:HIS:ND1	8	1.77
(1,37)	1:A:104:ARG:HH11	2:B:99:HIS:NE2	8	1.77
(1,37)	1:A:104:ARG:HH11	2:B:99:HIS:O	8	1.77
(1,37)	1:A:104:ARG:HH11	2:B:101:VAL:C	8	1.77
(1,37)	1:A:104:ARG:HH11	2:B:101:VAL:CA	8	1.77
(1,37)	1:A:104:ARG:HH11	2:B:101:VAL:CB	8	1.77
(1,37)	1:A:104:ARG:HH11	2:B:101:VAL:CG1	8	1.77

*Continued on next page...*

*Continued from previous page...*

Key	Atom-1	Atom-2	Model ID	Violation (Å)
(1,37)	1:A:104:ARG:HH11	2:B:101:VAL:CG2	8	1.77
(1,37)	1:A:104:ARG:HH11	2:B:101:VAL:H	8	1.77
(1,37)	1:A:104:ARG:HH11	2:B:101:VAL:HA	8	1.77
(1,37)	1:A:104:ARG:HH11	2:B:101:VAL:HB	8	1.77
(1,37)	1:A:104:ARG:HH11	2:B:101:VAL:HG11	8	1.77
(1,37)	1:A:104:ARG:HH11	2:B:101:VAL:HG12	8	1.77
(1,37)	1:A:104:ARG:HH11	2:B:101:VAL:HG13	8	1.77
(1,37)	1:A:104:ARG:HH11	2:B:101:VAL:HG21	8	1.77
(1,37)	1:A:104:ARG:HH11	2:B:101:VAL:HG22	8	1.77
(1,37)	1:A:104:ARG:HH11	2:B:101:VAL:HG23	8	1.77
(1,37)	1:A:104:ARG:HH11	2:B:101:VAL:N	8	1.77
(1,37)	1:A:104:ARG:HH11	2:B:101:VAL:O	8	1.77
(1,37)	1:A:104:ARG:HH12	2:B:75:ILE:C	8	1.77
(1,37)	1:A:104:ARG:HH12	2:B:75:ILE:CA	8	1.77
(1,37)	1:A:104:ARG:HH12	2:B:75:ILE:CB	8	1.77
(1,37)	1:A:104:ARG:HH12	2:B:75:ILE:CD1	8	1.77
(1,37)	1:A:104:ARG:HH12	2:B:75:ILE:CG1	8	1.77
(1,37)	1:A:104:ARG:HH12	2:B:75:ILE:CG2	8	1.77
(1,37)	1:A:104:ARG:HH12	2:B:75:ILE:H	8	1.77
(1,37)	1:A:104:ARG:HH12	2:B:75:ILE:HA	8	1.77
(1,37)	1:A:104:ARG:HH12	2:B:75:ILE:HB	8	1.77
(1,37)	1:A:104:ARG:HH12	2:B:75:ILE:HD11	8	1.77
(1,37)	1:A:104:ARG:HH12	2:B:75:ILE:HD12	8	1.77
(1,37)	1:A:104:ARG:HH12	2:B:75:ILE:HD13	8	1.77
(1,37)	1:A:104:ARG:HH12	2:B:75:ILE:HG12	8	1.77
(1,37)	1:A:104:ARG:HH12	2:B:75:ILE:HG13	8	1.77
(1,37)	1:A:104:ARG:HH12	2:B:75:ILE:HG21	8	1.77
(1,37)	1:A:104:ARG:HH12	2:B:75:ILE:HG22	8	1.77
(1,37)	1:A:104:ARG:HH12	2:B:75:ILE:HG23	8	1.77
(1,37)	1:A:104:ARG:HH12	2:B:75:ILE:N	8	1.77
(1,37)	1:A:104:ARG:HH12	2:B:75:ILE:O	8	1.77
(1,37)	1:A:104:ARG:HH12	2:B:77:ALA:C	8	1.77
(1,37)	1:A:104:ARG:HH12	2:B:77:ALA:CA	8	1.77
(1,37)	1:A:104:ARG:HH12	2:B:77:ALA:CB	8	1.77
(1,37)	1:A:104:ARG:HH12	2:B:77:ALA:H	8	1.77
(1,37)	1:A:104:ARG:HH12	2:B:77:ALA:HA	8	1.77
(1,37)	1:A:104:ARG:HH12	2:B:77:ALA:HB1	8	1.77
(1,37)	1:A:104:ARG:HH12	2:B:77:ALA:HB2	8	1.77
(1,37)	1:A:104:ARG:HH12	2:B:77:ALA:HB3	8	1.77
(1,37)	1:A:104:ARG:HH12	2:B:77:ALA:N	8	1.77
(1,37)	1:A:104:ARG:HH12	2:B:77:ALA:O	8	1.77
(1,37)	1:A:104:ARG:HH12	2:B:78:GLY:C	8	1.77

*Continued on next page...*

*Continued from previous page...*

Key	Atom-1	Atom-2	Model ID	Violation (Å)
(1,37)	1:A:104:ARG:HH12	2:B:78:GLY:CA	8	1.77
(1,37)	1:A:104:ARG:HH12	2:B:78:GLY:H	8	1.77
(1,37)	1:A:104:ARG:HH12	2:B:78:GLY:HA2	8	1.77
(1,37)	1:A:104:ARG:HH12	2:B:78:GLY:HA3	8	1.77
(1,37)	1:A:104:ARG:HH12	2:B:78:GLY:N	8	1.77
(1,37)	1:A:104:ARG:HH12	2:B:78:GLY:O	8	1.77
(1,37)	1:A:104:ARG:HH12	2:B:79:LYS:C	8	1.77
(1,37)	1:A:104:ARG:HH12	2:B:79:LYS:CA	8	1.77
(1,37)	1:A:104:ARG:HH12	2:B:79:LYS:CB	8	1.77
(1,37)	1:A:104:ARG:HH12	2:B:79:LYS:CD	8	1.77
(1,37)	1:A:104:ARG:HH12	2:B:79:LYS:CE	8	1.77
(1,37)	1:A:104:ARG:HH12	2:B:79:LYS:CG	8	1.77
(1,37)	1:A:104:ARG:HH12	2:B:79:LYS:H	8	1.77
(1,37)	1:A:104:ARG:HH12	2:B:79:LYS:HA	8	1.77
(1,37)	1:A:104:ARG:HH12	2:B:79:LYS:HB2	8	1.77
(1,37)	1:A:104:ARG:HH12	2:B:79:LYS:HB3	8	1.77
(1,37)	1:A:104:ARG:HH12	2:B:79:LYS:HD2	8	1.77
(1,37)	1:A:104:ARG:HH12	2:B:79:LYS:HD3	8	1.77
(1,37)	1:A:104:ARG:HH12	2:B:79:LYS:HE2	8	1.77
(1,37)	1:A:104:ARG:HH12	2:B:79:LYS:HE3	8	1.77
(1,37)	1:A:104:ARG:HH12	2:B:79:LYS:HG2	8	1.77
(1,37)	1:A:104:ARG:HH12	2:B:79:LYS:HG3	8	1.77
(1,37)	1:A:104:ARG:HH12	2:B:79:LYS:HZ1	8	1.77
(1,37)	1:A:104:ARG:HH12	2:B:79:LYS:HZ2	8	1.77
(1,37)	1:A:104:ARG:HH12	2:B:79:LYS:HZ3	8	1.77
(1,37)	1:A:104:ARG:HH12	2:B:79:LYS:N	8	1.77
(1,37)	1:A:104:ARG:HH12	2:B:79:LYS:NZ	8	1.77
(1,37)	1:A:104:ARG:HH12	2:B:79:LYS:O	8	1.77
(1,37)	1:A:104:ARG:HH12	2:B:80:ILE:C	8	1.77
(1,37)	1:A:104:ARG:HH12	2:B:80:ILE:CA	8	1.77
(1,37)	1:A:104:ARG:HH12	2:B:80:ILE:CB	8	1.77
(1,37)	1:A:104:ARG:HH12	2:B:80:ILE:CD1	8	1.77
(1,37)	1:A:104:ARG:HH12	2:B:80:ILE:CG1	8	1.77
(1,37)	1:A:104:ARG:HH12	2:B:80:ILE:CG2	8	1.77
(1,37)	1:A:104:ARG:HH12	2:B:80:ILE:H	8	1.77
(1,37)	1:A:104:ARG:HH12	2:B:80:ILE:HA	8	1.77
(1,37)	1:A:104:ARG:HH12	2:B:80:ILE:HB	8	1.77
(1,37)	1:A:104:ARG:HH12	2:B:80:ILE:HD11	8	1.77
(1,37)	1:A:104:ARG:HH12	2:B:80:ILE:HD12	8	1.77
(1,37)	1:A:104:ARG:HH12	2:B:80:ILE:HD13	8	1.77
(1,37)	1:A:104:ARG:HH12	2:B:80:ILE:HG12	8	1.77
(1,37)	1:A:104:ARG:HH12	2:B:80:ILE:HG13	8	1.77

*Continued on next page...*

*Continued from previous page...*

Key	Atom-1	Atom-2	Model ID	Violation (Å)
(1,37)	1:A:104:ARG:HH12	2:B:80:ILE:HG21	8	1.77
(1,37)	1:A:104:ARG:HH12	2:B:80:ILE:HG22	8	1.77
(1,37)	1:A:104:ARG:HH12	2:B:80:ILE:HG23	8	1.77
(1,37)	1:A:104:ARG:HH12	2:B:80:ILE:N	8	1.77
(1,37)	1:A:104:ARG:HH12	2:B:80:ILE:O	8	1.77
(1,37)	1:A:104:ARG:HH12	2:B:84:GLN:C	8	1.77
(1,37)	1:A:104:ARG:HH12	2:B:84:GLN:CA	8	1.77
(1,37)	1:A:104:ARG:HH12	2:B:84:GLN:CB	8	1.77
(1,37)	1:A:104:ARG:HH12	2:B:84:GLN:CD	8	1.77
(1,37)	1:A:104:ARG:HH12	2:B:84:GLN:CG	8	1.77
(1,37)	1:A:104:ARG:HH12	2:B:84:GLN:H	8	1.77
(1,37)	1:A:104:ARG:HH12	2:B:84:GLN:HA	8	1.77
(1,37)	1:A:104:ARG:HH12	2:B:84:GLN:HB2	8	1.77
(1,37)	1:A:104:ARG:HH12	2:B:84:GLN:HB3	8	1.77
(1,37)	1:A:104:ARG:HH12	2:B:84:GLN:HE21	8	1.77
(1,37)	1:A:104:ARG:HH12	2:B:84:GLN:HE22	8	1.77
(1,37)	1:A:104:ARG:HH12	2:B:84:GLN:HG2	8	1.77
(1,37)	1:A:104:ARG:HH12	2:B:84:GLN:HG3	8	1.77
(1,37)	1:A:104:ARG:HH12	2:B:84:GLN:N	8	1.77
(1,37)	1:A:104:ARG:HH12	2:B:84:GLN:NE2	8	1.77
(1,37)	1:A:104:ARG:HH12	2:B:84:GLN:O	8	1.77
(1,37)	1:A:104:ARG:HH12	2:B:84:GLN:OE1	8	1.77
(1,37)	1:A:104:ARG:HH12	2:B:97:THR:C	8	1.77
(1,37)	1:A:104:ARG:HH12	2:B:97:THR:CA	8	1.77
(1,37)	1:A:104:ARG:HH12	2:B:97:THR:CB	8	1.77
(1,37)	1:A:104:ARG:HH12	2:B:97:THR:CG2	8	1.77
(1,37)	1:A:104:ARG:HH12	2:B:97:THR:H	8	1.77
(1,37)	1:A:104:ARG:HH12	2:B:97:THR:HA	8	1.77
(1,37)	1:A:104:ARG:HH12	2:B:97:THR:HB	8	1.77
(1,37)	1:A:104:ARG:HH12	2:B:97:THR:HG1	8	1.77
(1,37)	1:A:104:ARG:HH12	2:B:97:THR:HG21	8	1.77
(1,37)	1:A:104:ARG:HH12	2:B:97:THR:HG22	8	1.77
(1,37)	1:A:104:ARG:HH12	2:B:97:THR:HG23	8	1.77
(1,37)	1:A:104:ARG:HH12	2:B:97:THR:N	8	1.77
(1,37)	1:A:104:ARG:HH12	2:B:97:THR:O	8	1.77
(1,37)	1:A:104:ARG:HH12	2:B:97:THR:OG1	8	1.77
(1,37)	1:A:104:ARG:HH12	2:B:99:HIS:C	8	1.77
(1,37)	1:A:104:ARG:HH12	2:B:99:HIS:CA	8	1.77
(1,37)	1:A:104:ARG:HH12	2:B:99:HIS:CB	8	1.77
(1,37)	1:A:104:ARG:HH12	2:B:99:HIS:CD2	8	1.77
(1,37)	1:A:104:ARG:HH12	2:B:99:HIS:CE1	8	1.77
(1,37)	1:A:104:ARG:HH12	2:B:99:HIS:CG	8	1.77

*Continued on next page...*

*Continued from previous page...*

Key	Atom-1	Atom-2	Model ID	Violation (Å)
(1,37)	1:A:104:ARG:HH12	2:B:99:HIS:H	8	1.77
(1,37)	1:A:104:ARG:HH12	2:B:99:HIS:HA	8	1.77
(1,37)	1:A:104:ARG:HH12	2:B:99:HIS:HB2	8	1.77
(1,37)	1:A:104:ARG:HH12	2:B:99:HIS:HB3	8	1.77
(1,37)	1:A:104:ARG:HH12	2:B:99:HIS:HD1	8	1.77
(1,37)	1:A:104:ARG:HH12	2:B:99:HIS:HD2	8	1.77
(1,37)	1:A:104:ARG:HH12	2:B:99:HIS:HE1	8	1.77
(1,37)	1:A:104:ARG:HH12	2:B:99:HIS:HE2	8	1.77
(1,37)	1:A:104:ARG:HH12	2:B:99:HIS:N	8	1.77
(1,37)	1:A:104:ARG:HH12	2:B:99:HIS:ND1	8	1.77
(1,37)	1:A:104:ARG:HH12	2:B:99:HIS:NE2	8	1.77
(1,37)	1:A:104:ARG:HH12	2:B:99:HIS:O	8	1.77
(1,37)	1:A:104:ARG:HH12	2:B:101:VAL:C	8	1.77
(1,37)	1:A:104:ARG:HH12	2:B:101:VAL:CA	8	1.77
(1,37)	1:A:104:ARG:HH12	2:B:101:VAL:CB	8	1.77
(1,37)	1:A:104:ARG:HH12	2:B:101:VAL:CG1	8	1.77
(1,37)	1:A:104:ARG:HH12	2:B:101:VAL:CG2	8	1.77
(1,37)	1:A:104:ARG:HH12	2:B:101:VAL:H	8	1.77
(1,37)	1:A:104:ARG:HH12	2:B:101:VAL:HA	8	1.77
(1,37)	1:A:104:ARG:HH12	2:B:101:VAL:HB	8	1.77
(1,37)	1:A:104:ARG:HH12	2:B:101:VAL:HG11	8	1.77
(1,37)	1:A:104:ARG:HH12	2:B:101:VAL:HG12	8	1.77
(1,37)	1:A:104:ARG:HH12	2:B:101:VAL:HG13	8	1.77
(1,37)	1:A:104:ARG:HH12	2:B:101:VAL:HG21	8	1.77
(1,37)	1:A:104:ARG:HH12	2:B:101:VAL:HG22	8	1.77
(1,37)	1:A:104:ARG:HH12	2:B:101:VAL:HG23	8	1.77
(1,37)	1:A:104:ARG:HH12	2:B:101:VAL:N	8	1.77
(1,37)	1:A:104:ARG:HH12	2:B:101:VAL:O	8	1.77
(1,37)	1:A:104:ARG:HH21	2:B:75:ILE:C	8	1.77
(1,37)	1:A:104:ARG:HH21	2:B:75:ILE:CA	8	1.77
(1,37)	1:A:104:ARG:HH21	2:B:75:ILE:CB	8	1.77
(1,37)	1:A:104:ARG:HH21	2:B:75:ILE:CD1	8	1.77
(1,37)	1:A:104:ARG:HH21	2:B:75:ILE:CG1	8	1.77
(1,37)	1:A:104:ARG:HH21	2:B:75:ILE:CG2	8	1.77
(1,37)	1:A:104:ARG:HH21	2:B:75:ILE:H	8	1.77
(1,37)	1:A:104:ARG:HH21	2:B:75:ILE:HA	8	1.77
(1,37)	1:A:104:ARG:HH21	2:B:75:ILE:HB	8	1.77
(1,37)	1:A:104:ARG:HH21	2:B:75:ILE:HD11	8	1.77
(1,37)	1:A:104:ARG:HH21	2:B:75:ILE:HD12	8	1.77
(1,37)	1:A:104:ARG:HH21	2:B:75:ILE:HD13	8	1.77
(1,37)	1:A:104:ARG:HH21	2:B:75:ILE:HG12	8	1.77
(1,37)	1:A:104:ARG:HH21	2:B:75:ILE:HG13	8	1.77

*Continued on next page...*

*Continued from previous page...*

Key	Atom-1	Atom-2	Model ID	Violation (Å)
(1,37)	1:A:104:ARG:HH21	2:B:75:ILE:HG21	8	1.77
(1,37)	1:A:104:ARG:HH21	2:B:75:ILE:HG22	8	1.77
(1,37)	1:A:104:ARG:HH21	2:B:75:ILE:HG23	8	1.77
(1,37)	1:A:104:ARG:HH21	2:B:75:ILE:N	8	1.77
(1,37)	1:A:104:ARG:HH21	2:B:75:ILE:O	8	1.77
(1,37)	1:A:104:ARG:HH21	2:B:77:ALA:C	8	1.77
(1,37)	1:A:104:ARG:HH21	2:B:77:ALA:CA	8	1.77
(1,37)	1:A:104:ARG:HH21	2:B:77:ALA:CB	8	1.77
(1,37)	1:A:104:ARG:HH21	2:B:77:ALA:H	8	1.77
(1,37)	1:A:104:ARG:HH21	2:B:77:ALA:HA	8	1.77
(1,37)	1:A:104:ARG:HH21	2:B:77:ALA:HB1	8	1.77
(1,37)	1:A:104:ARG:HH21	2:B:77:ALA:HB2	8	1.77
(1,37)	1:A:104:ARG:HH21	2:B:77:ALA:HB3	8	1.77
(1,37)	1:A:104:ARG:HH21	2:B:77:ALA:N	8	1.77
(1,37)	1:A:104:ARG:HH21	2:B:77:ALA:O	8	1.77
(1,37)	1:A:104:ARG:HH21	2:B:78:GLY:C	8	1.77
(1,37)	1:A:104:ARG:HH21	2:B:78:GLY:CA	8	1.77
(1,37)	1:A:104:ARG:HH21	2:B:78:GLY:H	8	1.77
(1,37)	1:A:104:ARG:HH21	2:B:78:GLY:HA2	8	1.77
(1,37)	1:A:104:ARG:HH21	2:B:78:GLY:HA3	8	1.77
(1,37)	1:A:104:ARG:HH21	2:B:78:GLY:N	8	1.77
(1,37)	1:A:104:ARG:HH21	2:B:78:GLY:O	8	1.77
(1,37)	1:A:104:ARG:HH21	2:B:79:LYS:C	8	1.77
(1,37)	1:A:104:ARG:HH21	2:B:79:LYS:CA	8	1.77
(1,37)	1:A:104:ARG:HH21	2:B:79:LYS:CB	8	1.77
(1,37)	1:A:104:ARG:HH21	2:B:79:LYS:CD	8	1.77
(1,37)	1:A:104:ARG:HH21	2:B:79:LYS:CE	8	1.77
(1,37)	1:A:104:ARG:HH21	2:B:79:LYS:CG	8	1.77
(1,37)	1:A:104:ARG:HH21	2:B:79:LYS:H	8	1.77
(1,37)	1:A:104:ARG:HH21	2:B:79:LYS:HA	8	1.77
(1,37)	1:A:104:ARG:HH21	2:B:79:LYS:HB2	8	1.77
(1,37)	1:A:104:ARG:HH21	2:B:79:LYS:HB3	8	1.77
(1,37)	1:A:104:ARG:HH21	2:B:79:LYS:HD2	8	1.77
(1,37)	1:A:104:ARG:HH21	2:B:79:LYS:HD3	8	1.77
(1,37)	1:A:104:ARG:HH21	2:B:79:LYS:HE2	8	1.77
(1,37)	1:A:104:ARG:HH21	2:B:79:LYS:HE3	8	1.77
(1,37)	1:A:104:ARG:HH21	2:B:79:LYS:HG2	8	1.77
(1,37)	1:A:104:ARG:HH21	2:B:79:LYS:HG3	8	1.77
(1,37)	1:A:104:ARG:HH21	2:B:79:LYS:HZ1	8	1.77
(1,37)	1:A:104:ARG:HH21	2:B:79:LYS:HZ2	8	1.77
(1,37)	1:A:104:ARG:HH21	2:B:79:LYS:HZ3	8	1.77
(1,37)	1:A:104:ARG:HH21	2:B:79:LYS:N	8	1.77

*Continued on next page...*



*Continued from previous page...*

Key	Atom-1	Atom-2	Model ID	Violation (Å)
(1,37)	1:A:104:ARG:HH21	2:B:79:LYS:NZ	8	1.77
(1,37)	1:A:104:ARG:HH21	2:B:79:LYS:O	8	1.77
(1,37)	1:A:104:ARG:HH21	2:B:80:ILE:C	8	1.77
(1,37)	1:A:104:ARG:HH21	2:B:80:ILE:CA	8	1.77
(1,37)	1:A:104:ARG:HH21	2:B:80:ILE:CB	8	1.77
(1,37)	1:A:104:ARG:HH21	2:B:80:ILE:CD1	8	1.77
(1,37)	1:A:104:ARG:HH21	2:B:80:ILE:CG1	8	1.77
(1,37)	1:A:104:ARG:HH21	2:B:80:ILE:CG2	8	1.77
(1,37)	1:A:104:ARG:HH21	2:B:80:ILE:H	8	1.77
(1,37)	1:A:104:ARG:HH21	2:B:80:ILE:HA	8	1.77
(1,37)	1:A:104:ARG:HH21	2:B:80:ILE:HB	8	1.77
(1,37)	1:A:104:ARG:HH21	2:B:80:ILE:HD11	8	1.77
(1,37)	1:A:104:ARG:HH21	2:B:80:ILE:HD12	8	1.77
(1,37)	1:A:104:ARG:HH21	2:B:80:ILE:HD13	8	1.77
(1,37)	1:A:104:ARG:HH21	2:B:80:ILE:HG12	8	1.77
(1,37)	1:A:104:ARG:HH21	2:B:80:ILE:HG13	8	1.77
(1,37)	1:A:104:ARG:HH21	2:B:80:ILE:HG21	8	1.77
(1,37)	1:A:104:ARG:HH21	2:B:80:ILE:HG22	8	1.77
(1,37)	1:A:104:ARG:HH21	2:B:80:ILE:HG23	8	1.77
(1,37)	1:A:104:ARG:HH21	2:B:80:ILE:N	8	1.77
(1,37)	1:A:104:ARG:HH21	2:B:80:ILE:O	8	1.77
(1,37)	1:A:104:ARG:HH21	2:B:84:GLN:C	8	1.77
(1,37)	1:A:104:ARG:HH21	2:B:84:GLN:CA	8	1.77
(1,37)	1:A:104:ARG:HH21	2:B:84:GLN:CB	8	1.77
(1,37)	1:A:104:ARG:HH21	2:B:84:GLN:CD	8	1.77
(1,37)	1:A:104:ARG:HH21	2:B:84:GLN:CG	8	1.77
(1,37)	1:A:104:ARG:HH21	2:B:84:GLN:H	8	1.77
(1,37)	1:A:104:ARG:HH21	2:B:84:GLN:HA	8	1.77
(1,37)	1:A:104:ARG:HH21	2:B:84:GLN:HB2	8	1.77
(1,37)	1:A:104:ARG:HH21	2:B:84:GLN:HB3	8	1.77
(1,37)	1:A:104:ARG:HH21	2:B:84:GLN:HE21	8	1.77
(1,37)	1:A:104:ARG:HH21	2:B:84:GLN:HE22	8	1.77
(1,37)	1:A:104:ARG:HH21	2:B:84:GLN:HG2	8	1.77
(1,37)	1:A:104:ARG:HH21	2:B:84:GLN:HG3	8	1.77
(1,37)	1:A:104:ARG:HH21	2:B:84:GLN:N	8	1.77
(1,37)	1:A:104:ARG:HH21	2:B:84:GLN:NE2	8	1.77
(1,37)	1:A:104:ARG:HH21	2:B:84:GLN:O	8	1.77
(1,37)	1:A:104:ARG:HH21	2:B:84:GLN:OE1	8	1.77
(1,37)	1:A:104:ARG:HH21	2:B:97:THR:C	8	1.77
(1,37)	1:A:104:ARG:HH21	2:B:97:THR:CA	8	1.77
(1,37)	1:A:104:ARG:HH21	2:B:97:THR:CB	8	1.77
(1,37)	1:A:104:ARG:HH21	2:B:97:THR:CG2	8	1.77

*Continued on next page...*

*Continued from previous page...*

Key	Atom-1	Atom-2	Model ID	Violation (Å)
(1,37)	1:A:104:ARG:HH21	2:B:97:THR:H	8	1.77
(1,37)	1:A:104:ARG:HH21	2:B:97:THR:HA	8	1.77
(1,37)	1:A:104:ARG:HH21	2:B:97:THR:HB	8	1.77
(1,37)	1:A:104:ARG:HH21	2:B:97:THR:HG1	8	1.77
(1,37)	1:A:104:ARG:HH21	2:B:97:THR:HG21	8	1.77
(1,37)	1:A:104:ARG:HH21	2:B:97:THR:HG22	8	1.77
(1,37)	1:A:104:ARG:HH21	2:B:97:THR:HG23	8	1.77
(1,37)	1:A:104:ARG:HH21	2:B:97:THR:N	8	1.77
(1,37)	1:A:104:ARG:HH21	2:B:97:THR:O	8	1.77
(1,37)	1:A:104:ARG:HH21	2:B:97:THR:OG1	8	1.77
(1,37)	1:A:104:ARG:HH21	2:B:99:HIS:C	8	1.77
(1,37)	1:A:104:ARG:HH21	2:B:99:HIS:CA	8	1.77
(1,37)	1:A:104:ARG:HH21	2:B:99:HIS:CB	8	1.77
(1,37)	1:A:104:ARG:HH21	2:B:99:HIS:CD2	8	1.77
(1,37)	1:A:104:ARG:HH21	2:B:99:HIS:CE1	8	1.77
(1,37)	1:A:104:ARG:HH21	2:B:99:HIS:CG	8	1.77
(1,37)	1:A:104:ARG:HH21	2:B:99:HIS:H	8	1.77
(1,37)	1:A:104:ARG:HH21	2:B:99:HIS:HA	8	1.77
(1,37)	1:A:104:ARG:HH21	2:B:99:HIS:HB2	8	1.77
(1,37)	1:A:104:ARG:HH21	2:B:99:HIS:HB3	8	1.77
(1,37)	1:A:104:ARG:HH21	2:B:99:HIS:HD1	8	1.77
(1,37)	1:A:104:ARG:HH21	2:B:99:HIS:HD2	8	1.77
(1,37)	1:A:104:ARG:HH21	2:B:99:HIS:HE1	8	1.77
(1,37)	1:A:104:ARG:HH21	2:B:99:HIS:HE2	8	1.77
(1,37)	1:A:104:ARG:HH21	2:B:99:HIS:N	8	1.77
(1,37)	1:A:104:ARG:HH21	2:B:99:HIS:ND1	8	1.77
(1,37)	1:A:104:ARG:HH21	2:B:99:HIS:NE2	8	1.77
(1,37)	1:A:104:ARG:HH21	2:B:99:HIS:O	8	1.77
(1,37)	1:A:104:ARG:HH21	2:B:101:VAL:C	8	1.77
(1,37)	1:A:104:ARG:HH21	2:B:101:VAL:CA	8	1.77
(1,37)	1:A:104:ARG:HH21	2:B:101:VAL:CB	8	1.77
(1,37)	1:A:104:ARG:HH21	2:B:101:VAL:CG1	8	1.77
(1,37)	1:A:104:ARG:HH21	2:B:101:VAL:CG2	8	1.77
(1,37)	1:A:104:ARG:HH21	2:B:101:VAL:H	8	1.77
(1,37)	1:A:104:ARG:HH21	2:B:101:VAL:HA	8	1.77
(1,37)	1:A:104:ARG:HH21	2:B:101:VAL:HB	8	1.77
(1,37)	1:A:104:ARG:HH21	2:B:101:VAL:HG11	8	1.77
(1,37)	1:A:104:ARG:HH21	2:B:101:VAL:HG12	8	1.77
(1,37)	1:A:104:ARG:HH21	2:B:101:VAL:HG13	8	1.77
(1,37)	1:A:104:ARG:HH21	2:B:101:VAL:HG21	8	1.77
(1,37)	1:A:104:ARG:HH21	2:B:101:VAL:HG22	8	1.77
(1,37)	1:A:104:ARG:HH21	2:B:101:VAL:HG23	8	1.77

*Continued on next page...*

*Continued from previous page...*

Key	Atom-1	Atom-2	Model ID	Violation (Å)
(1,37)	1:A:104:ARG:HH21	2:B:101:VAL:N	8	1.77
(1,37)	1:A:104:ARG:HH21	2:B:101:VAL:O	8	1.77
(1,37)	1:A:104:ARG:HH22	2:B:75:ILE:C	8	1.77
(1,37)	1:A:104:ARG:HH22	2:B:75:ILE:CA	8	1.77
(1,37)	1:A:104:ARG:HH22	2:B:75:ILE:CB	8	1.77
(1,37)	1:A:104:ARG:HH22	2:B:75:ILE:CD1	8	1.77
(1,37)	1:A:104:ARG:HH22	2:B:75:ILE:CG1	8	1.77
(1,37)	1:A:104:ARG:HH22	2:B:75:ILE:CG2	8	1.77
(1,37)	1:A:104:ARG:HH22	2:B:75:ILE:H	8	1.77
(1,37)	1:A:104:ARG:HH22	2:B:75:ILE:HA	8	1.77
(1,37)	1:A:104:ARG:HH22	2:B:75:ILE:HB	8	1.77
(1,37)	1:A:104:ARG:HH22	2:B:75:ILE:HD11	8	1.77
(1,37)	1:A:104:ARG:HH22	2:B:75:ILE:HD12	8	1.77
(1,37)	1:A:104:ARG:HH22	2:B:75:ILE:HD13	8	1.77
(1,37)	1:A:104:ARG:HH22	2:B:75:ILE:HG12	8	1.77
(1,37)	1:A:104:ARG:HH22	2:B:75:ILE:HG13	8	1.77
(1,37)	1:A:104:ARG:HH22	2:B:75:ILE:HG21	8	1.77
(1,37)	1:A:104:ARG:HH22	2:B:75:ILE:HG22	8	1.77
(1,37)	1:A:104:ARG:HH22	2:B:75:ILE:HG23	8	1.77
(1,37)	1:A:104:ARG:HH22	2:B:75:ILE:N	8	1.77
(1,37)	1:A:104:ARG:HH22	2:B:75:ILE:O	8	1.77
(1,37)	1:A:104:ARG:HH22	2:B:77:ALA:C	8	1.77
(1,37)	1:A:104:ARG:HH22	2:B:77:ALA:CA	8	1.77
(1,37)	1:A:104:ARG:HH22	2:B:77:ALA:CB	8	1.77
(1,37)	1:A:104:ARG:HH22	2:B:77:ALA:H	8	1.77
(1,37)	1:A:104:ARG:HH22	2:B:77:ALA:HA	8	1.77
(1,37)	1:A:104:ARG:HH22	2:B:77:ALA:HB1	8	1.77
(1,37)	1:A:104:ARG:HH22	2:B:77:ALA:HB2	8	1.77
(1,37)	1:A:104:ARG:HH22	2:B:77:ALA:HB3	8	1.77
(1,37)	1:A:104:ARG:HH22	2:B:77:ALA:N	8	1.77
(1,37)	1:A:104:ARG:HH22	2:B:77:ALA:O	8	1.77
(1,37)	1:A:104:ARG:HH22	2:B:78:GLY:C	8	1.77
(1,37)	1:A:104:ARG:HH22	2:B:78:GLY:CA	8	1.77
(1,37)	1:A:104:ARG:HH22	2:B:78:GLY:H	8	1.77
(1,37)	1:A:104:ARG:HH22	2:B:78:GLY:HA2	8	1.77
(1,37)	1:A:104:ARG:HH22	2:B:78:GLY:HA3	8	1.77
(1,37)	1:A:104:ARG:HH22	2:B:78:GLY:N	8	1.77
(1,37)	1:A:104:ARG:HH22	2:B:78:GLY:O	8	1.77
(1,37)	1:A:104:ARG:HH22	2:B:79:LYS:C	8	1.77
(1,37)	1:A:104:ARG:HH22	2:B:79:LYS:CA	8	1.77
(1,37)	1:A:104:ARG:HH22	2:B:79:LYS:CB	8	1.77
(1,37)	1:A:104:ARG:HH22	2:B:79:LYS:CD	8	1.77

*Continued on next page...*

*Continued from previous page...*

Key	Atom-1	Atom-2	Model ID	Violation (Å)
(1,37)	1:A:104:ARG:HH22	2:B:79:LYS:CE	8	1.77
(1,37)	1:A:104:ARG:HH22	2:B:79:LYS:CG	8	1.77
(1,37)	1:A:104:ARG:HH22	2:B:79:LYS:H	8	1.77
(1,37)	1:A:104:ARG:HH22	2:B:79:LYS:HA	8	1.77
(1,37)	1:A:104:ARG:HH22	2:B:79:LYS:HB2	8	1.77
(1,37)	1:A:104:ARG:HH22	2:B:79:LYS:HB3	8	1.77
(1,37)	1:A:104:ARG:HH22	2:B:79:LYS:HD2	8	1.77
(1,37)	1:A:104:ARG:HH22	2:B:79:LYS:HD3	8	1.77
(1,37)	1:A:104:ARG:HH22	2:B:79:LYS:HE2	8	1.77
(1,37)	1:A:104:ARG:HH22	2:B:79:LYS:HE3	8	1.77
(1,37)	1:A:104:ARG:HH22	2:B:79:LYS:HG2	8	1.77
(1,37)	1:A:104:ARG:HH22	2:B:79:LYS:HG3	8	1.77
(1,37)	1:A:104:ARG:HH22	2:B:79:LYS:HZ1	8	1.77
(1,37)	1:A:104:ARG:HH22	2:B:79:LYS:HZ2	8	1.77
(1,37)	1:A:104:ARG:HH22	2:B:79:LYS:HZ3	8	1.77
(1,37)	1:A:104:ARG:HH22	2:B:79:LYS:N	8	1.77
(1,37)	1:A:104:ARG:HH22	2:B:79:LYS:NZ	8	1.77
(1,37)	1:A:104:ARG:HH22	2:B:79:LYS:O	8	1.77
(1,37)	1:A:104:ARG:HH22	2:B:80:ILE:C	8	1.77
(1,37)	1:A:104:ARG:HH22	2:B:80:ILE:CA	8	1.77
(1,37)	1:A:104:ARG:HH22	2:B:80:ILE:CB	8	1.77
(1,37)	1:A:104:ARG:HH22	2:B:80:ILE:CD1	8	1.77
(1,37)	1:A:104:ARG:HH22	2:B:80:ILE:CG1	8	1.77
(1,37)	1:A:104:ARG:HH22	2:B:80:ILE:CG2	8	1.77
(1,37)	1:A:104:ARG:HH22	2:B:80:ILE:H	8	1.77
(1,37)	1:A:104:ARG:HH22	2:B:80:ILE:HA	8	1.77
(1,37)	1:A:104:ARG:HH22	2:B:80:ILE:HB	8	1.77
(1,37)	1:A:104:ARG:HH22	2:B:80:ILE:HD11	8	1.77
(1,37)	1:A:104:ARG:HH22	2:B:80:ILE:HD12	8	1.77
(1,37)	1:A:104:ARG:HH22	2:B:80:ILE:HD13	8	1.77
(1,37)	1:A:104:ARG:HH22	2:B:80:ILE:HG12	8	1.77
(1,37)	1:A:104:ARG:HH22	2:B:80:ILE:HG13	8	1.77
(1,37)	1:A:104:ARG:HH22	2:B:80:ILE:HG21	8	1.77
(1,37)	1:A:104:ARG:HH22	2:B:80:ILE:HG22	8	1.77
(1,37)	1:A:104:ARG:HH22	2:B:80:ILE:HG23	8	1.77
(1,37)	1:A:104:ARG:HH22	2:B:80:ILE:N	8	1.77
(1,37)	1:A:104:ARG:HH22	2:B:80:ILE:O	8	1.77
(1,37)	1:A:104:ARG:HH22	2:B:84:GLN:C	8	1.77
(1,37)	1:A:104:ARG:HH22	2:B:84:GLN:CA	8	1.77
(1,37)	1:A:104:ARG:HH22	2:B:84:GLN:CB	8	1.77
(1,37)	1:A:104:ARG:HH22	2:B:84:GLN:CD	8	1.77
(1,37)	1:A:104:ARG:HH22	2:B:84:GLN:CG	8	1.77

*Continued on next page...*

*Continued from previous page...*

Key	Atom-1	Atom-2	Model ID	Violation (Å)
(1,37)	1:A:104:ARG:HH22	2:B:84:GLN:H	8	1.77
(1,37)	1:A:104:ARG:HH22	2:B:84:GLN:HA	8	1.77
(1,37)	1:A:104:ARG:HH22	2:B:84:GLN:HB2	8	1.77
(1,37)	1:A:104:ARG:HH22	2:B:84:GLN:HB3	8	1.77
(1,37)	1:A:104:ARG:HH22	2:B:84:GLN:HE21	8	1.77
(1,37)	1:A:104:ARG:HH22	2:B:84:GLN:HE22	8	1.77
(1,37)	1:A:104:ARG:HH22	2:B:84:GLN:HG2	8	1.77
(1,37)	1:A:104:ARG:HH22	2:B:84:GLN:HG3	8	1.77
(1,37)	1:A:104:ARG:HH22	2:B:84:GLN:N	8	1.77
(1,37)	1:A:104:ARG:HH22	2:B:84:GLN:NE2	8	1.77
(1,37)	1:A:104:ARG:HH22	2:B:84:GLN:O	8	1.77
(1,37)	1:A:104:ARG:HH22	2:B:84:GLN:OE1	8	1.77
(1,37)	1:A:104:ARG:HH22	2:B:97:THR:C	8	1.77
(1,37)	1:A:104:ARG:HH22	2:B:97:THR:CA	8	1.77
(1,37)	1:A:104:ARG:HH22	2:B:97:THR:CB	8	1.77
(1,37)	1:A:104:ARG:HH22	2:B:97:THR:CG2	8	1.77
(1,37)	1:A:104:ARG:HH22	2:B:97:THR:H	8	1.77
(1,37)	1:A:104:ARG:HH22	2:B:97:THR:HA	8	1.77
(1,37)	1:A:104:ARG:HH22	2:B:97:THR:HB	8	1.77
(1,37)	1:A:104:ARG:HH22	2:B:97:THR:HG1	8	1.77
(1,37)	1:A:104:ARG:HH22	2:B:97:THR:HG21	8	1.77
(1,37)	1:A:104:ARG:HH22	2:B:97:THR:HG22	8	1.77
(1,37)	1:A:104:ARG:HH22	2:B:97:THR:HG23	8	1.77
(1,37)	1:A:104:ARG:HH22	2:B:97:THR:N	8	1.77
(1,37)	1:A:104:ARG:HH22	2:B:97:THR:O	8	1.77
(1,37)	1:A:104:ARG:HH22	2:B:97:THR:OG1	8	1.77
(1,37)	1:A:104:ARG:HH22	2:B:99:HIS:C	8	1.77
(1,37)	1:A:104:ARG:HH22	2:B:99:HIS:CA	8	1.77
(1,37)	1:A:104:ARG:HH22	2:B:99:HIS:CB	8	1.77
(1,37)	1:A:104:ARG:HH22	2:B:99:HIS:CD2	8	1.77
(1,37)	1:A:104:ARG:HH22	2:B:99:HIS:CE1	8	1.77
(1,37)	1:A:104:ARG:HH22	2:B:99:HIS:CG	8	1.77
(1,37)	1:A:104:ARG:HH22	2:B:99:HIS:H	8	1.77
(1,37)	1:A:104:ARG:HH22	2:B:99:HIS:HA	8	1.77
(1,37)	1:A:104:ARG:HH22	2:B:99:HIS:HB2	8	1.77
(1,37)	1:A:104:ARG:HH22	2:B:99:HIS:HB3	8	1.77
(1,37)	1:A:104:ARG:HH22	2:B:99:HIS:HD1	8	1.77
(1,37)	1:A:104:ARG:HH22	2:B:99:HIS:HD2	8	1.77
(1,37)	1:A:104:ARG:HH22	2:B:99:HIS:HE1	8	1.77
(1,37)	1:A:104:ARG:HH22	2:B:99:HIS:HE2	8	1.77
(1,37)	1:A:104:ARG:HH22	2:B:99:HIS:N	8	1.77
(1,37)	1:A:104:ARG:HH22	2:B:99:HIS:ND1	8	1.77

*Continued on next page...*

*Continued from previous page...*

Key	Atom-1	Atom-2	Model ID	Violation (Å)
(1,37)	1:A:104:ARG:HH22	2:B:99:HIS:NE2	8	1.77
(1,37)	1:A:104:ARG:HH22	2:B:99:HIS:O	8	1.77
(1,37)	1:A:104:ARG:HH22	2:B:101:VAL:C	8	1.77
(1,37)	1:A:104:ARG:HH22	2:B:101:VAL:CA	8	1.77
(1,37)	1:A:104:ARG:HH22	2:B:101:VAL:CB	8	1.77
(1,37)	1:A:104:ARG:HH22	2:B:101:VAL:CG1	8	1.77
(1,37)	1:A:104:ARG:HH22	2:B:101:VAL:CG2	8	1.77
(1,37)	1:A:104:ARG:HH22	2:B:101:VAL:H	8	1.77
(1,37)	1:A:104:ARG:HH22	2:B:101:VAL:HA	8	1.77
(1,37)	1:A:104:ARG:HH22	2:B:101:VAL:HB	8	1.77
(1,37)	1:A:104:ARG:HH22	2:B:101:VAL:HG11	8	1.77
(1,37)	1:A:104:ARG:HH22	2:B:101:VAL:HG12	8	1.77
(1,37)	1:A:104:ARG:HH22	2:B:101:VAL:HG13	8	1.77
(1,37)	1:A:104:ARG:HH22	2:B:101:VAL:HG21	8	1.77
(1,37)	1:A:104:ARG:HH22	2:B:101:VAL:HG22	8	1.77
(1,37)	1:A:104:ARG:HH22	2:B:101:VAL:HG23	8	1.77
(1,37)	1:A:104:ARG:HH22	2:B:101:VAL:N	8	1.77
(1,37)	1:A:104:ARG:HH22	2:B:101:VAL:O	8	1.77
(1,37)	1:A:104:ARG:N	2:B:75:ILE:C	8	1.77
(1,37)	1:A:104:ARG:N	2:B:75:ILE:CA	8	1.77
(1,37)	1:A:104:ARG:N	2:B:75:ILE:CB	8	1.77
(1,37)	1:A:104:ARG:N	2:B:75:ILE:CD1	8	1.77
(1,37)	1:A:104:ARG:N	2:B:75:ILE:CG1	8	1.77
(1,37)	1:A:104:ARG:N	2:B:75:ILE:CG2	8	1.77
(1,37)	1:A:104:ARG:N	2:B:75:ILE:H	8	1.77
(1,37)	1:A:104:ARG:N	2:B:75:ILE:HA	8	1.77
(1,37)	1:A:104:ARG:N	2:B:75:ILE:HB	8	1.77
(1,37)	1:A:104:ARG:N	2:B:75:ILE:HD11	8	1.77
(1,37)	1:A:104:ARG:N	2:B:75:ILE:HD12	8	1.77
(1,37)	1:A:104:ARG:N	2:B:75:ILE:HD13	8	1.77
(1,37)	1:A:104:ARG:N	2:B:75:ILE:HG12	8	1.77
(1,37)	1:A:104:ARG:N	2:B:75:ILE:HG13	8	1.77
(1,37)	1:A:104:ARG:N	2:B:75:ILE:HG21	8	1.77
(1,37)	1:A:104:ARG:N	2:B:75:ILE:HG22	8	1.77
(1,37)	1:A:104:ARG:N	2:B:75:ILE:HG23	8	1.77
(1,37)	1:A:104:ARG:N	2:B:75:ILE:N	8	1.77
(1,37)	1:A:104:ARG:N	2:B:75:ILE:O	8	1.77
(1,37)	1:A:104:ARG:N	2:B:77:ALA:C	8	1.77
(1,37)	1:A:104:ARG:N	2:B:77:ALA:CA	8	1.77
(1,37)	1:A:104:ARG:N	2:B:77:ALA:CB	8	1.77
(1,37)	1:A:104:ARG:N	2:B:77:ALA:H	8	1.77
(1,37)	1:A:104:ARG:N	2:B:77:ALA:HA	8	1.77

*Continued on next page...*

*Continued from previous page...*

Key	Atom-1	Atom-2	Model ID	Violation (Å)
(1,37)	1:A:104:ARG:N	2:B:77:ALA:HB1	8	1.77
(1,37)	1:A:104:ARG:N	2:B:77:ALA:HB2	8	1.77
(1,37)	1:A:104:ARG:N	2:B:77:ALA:HB3	8	1.77
(1,37)	1:A:104:ARG:N	2:B:77:ALA:N	8	1.77
(1,37)	1:A:104:ARG:N	2:B:77:ALA:O	8	1.77
(1,37)	1:A:104:ARG:N	2:B:78:GLY:C	8	1.77
(1,37)	1:A:104:ARG:N	2:B:78:GLY:CA	8	1.77
(1,37)	1:A:104:ARG:N	2:B:78:GLY:H	8	1.77
(1,37)	1:A:104:ARG:N	2:B:78:GLY:HA2	8	1.77
(1,37)	1:A:104:ARG:N	2:B:78:GLY:HA3	8	1.77
(1,37)	1:A:104:ARG:N	2:B:78:GLY:N	8	1.77
(1,37)	1:A:104:ARG:N	2:B:78:GLY:O	8	1.77
(1,37)	1:A:104:ARG:N	2:B:79:LYS:C	8	1.77
(1,37)	1:A:104:ARG:N	2:B:79:LYS:CA	8	1.77
(1,37)	1:A:104:ARG:N	2:B:79:LYS:CB	8	1.77
(1,37)	1:A:104:ARG:N	2:B:79:LYS:CD	8	1.77
(1,37)	1:A:104:ARG:N	2:B:79:LYS:CE	8	1.77
(1,37)	1:A:104:ARG:N	2:B:79:LYS:CG	8	1.77
(1,37)	1:A:104:ARG:N	2:B:79:LYS:H	8	1.77
(1,37)	1:A:104:ARG:N	2:B:79:LYS:HA	8	1.77
(1,37)	1:A:104:ARG:N	2:B:79:LYS:HB2	8	1.77
(1,37)	1:A:104:ARG:N	2:B:79:LYS:HB3	8	1.77
(1,37)	1:A:104:ARG:N	2:B:79:LYS:HD2	8	1.77
(1,37)	1:A:104:ARG:N	2:B:79:LYS:HD3	8	1.77
(1,37)	1:A:104:ARG:N	2:B:79:LYS:HE2	8	1.77
(1,37)	1:A:104:ARG:N	2:B:79:LYS:HE3	8	1.77
(1,37)	1:A:104:ARG:N	2:B:79:LYS:HG2	8	1.77
(1,37)	1:A:104:ARG:N	2:B:79:LYS:HG3	8	1.77
(1,37)	1:A:104:ARG:N	2:B:79:LYS:HZ1	8	1.77
(1,37)	1:A:104:ARG:N	2:B:79:LYS:HZ2	8	1.77
(1,37)	1:A:104:ARG:N	2:B:79:LYS:HZ3	8	1.77
(1,37)	1:A:104:ARG:N	2:B:79:LYS:N	8	1.77
(1,37)	1:A:104:ARG:N	2:B:79:LYS:NZ	8	1.77
(1,37)	1:A:104:ARG:N	2:B:79:LYS:O	8	1.77
(1,37)	1:A:104:ARG:N	2:B:80:ILE:C	8	1.77
(1,37)	1:A:104:ARG:N	2:B:80:ILE:CA	8	1.77
(1,37)	1:A:104:ARG:N	2:B:80:ILE:CB	8	1.77
(1,37)	1:A:104:ARG:N	2:B:80:ILE:CD1	8	1.77
(1,37)	1:A:104:ARG:N	2:B:80:ILE:CG1	8	1.77
(1,37)	1:A:104:ARG:N	2:B:80:ILE:CG2	8	1.77
(1,37)	1:A:104:ARG:N	2:B:80:ILE:H	8	1.77
(1,37)	1:A:104:ARG:N	2:B:80:ILE:HA	8	1.77

*Continued on next page...*

*Continued from previous page...*

Key	Atom-1	Atom-2	Model ID	Violation (Å)
(1,37)	1:A:104:ARG:N	2:B:80:ILE:HB	8	1.77
(1,37)	1:A:104:ARG:N	2:B:80:ILE:HD11	8	1.77
(1,37)	1:A:104:ARG:N	2:B:80:ILE:HD12	8	1.77
(1,37)	1:A:104:ARG:N	2:B:80:ILE:HD13	8	1.77
(1,37)	1:A:104:ARG:N	2:B:80:ILE:HG12	8	1.77
(1,37)	1:A:104:ARG:N	2:B:80:ILE:HG13	8	1.77
(1,37)	1:A:104:ARG:N	2:B:80:ILE:HG21	8	1.77
(1,37)	1:A:104:ARG:N	2:B:80:ILE:HG22	8	1.77
(1,37)	1:A:104:ARG:N	2:B:80:ILE:HG23	8	1.77
(1,37)	1:A:104:ARG:N	2:B:80:ILE:N	8	1.77
(1,37)	1:A:104:ARG:N	2:B:80:ILE:O	8	1.77
(1,37)	1:A:104:ARG:N	2:B:84:GLN:C	8	1.77
(1,37)	1:A:104:ARG:N	2:B:84:GLN:CA	8	1.77
(1,37)	1:A:104:ARG:N	2:B:84:GLN:CB	8	1.77
(1,37)	1:A:104:ARG:N	2:B:84:GLN:CD	8	1.77
(1,37)	1:A:104:ARG:N	2:B:84:GLN:CG	8	1.77
(1,37)	1:A:104:ARG:N	2:B:84:GLN:H	8	1.77
(1,37)	1:A:104:ARG:N	2:B:84:GLN:HA	8	1.77
(1,37)	1:A:104:ARG:N	2:B:84:GLN:HB2	8	1.77
(1,37)	1:A:104:ARG:N	2:B:84:GLN:HB3	8	1.77
(1,37)	1:A:104:ARG:N	2:B:84:GLN:HE21	8	1.77
(1,37)	1:A:104:ARG:N	2:B:84:GLN:HE22	8	1.77
(1,37)	1:A:104:ARG:N	2:B:84:GLN:HG2	8	1.77
(1,37)	1:A:104:ARG:N	2:B:84:GLN:HG3	8	1.77
(1,37)	1:A:104:ARG:N	2:B:84:GLN:N	8	1.77
(1,37)	1:A:104:ARG:N	2:B:84:GLN:NE2	8	1.77
(1,37)	1:A:104:ARG:N	2:B:84:GLN:O	8	1.77
(1,37)	1:A:104:ARG:N	2:B:84:GLN:OE1	8	1.77
(1,37)	1:A:104:ARG:N	2:B:97:THR:C	8	1.77
(1,37)	1:A:104:ARG:N	2:B:97:THR:CA	8	1.77
(1,37)	1:A:104:ARG:N	2:B:97:THR:CB	8	1.77
(1,37)	1:A:104:ARG:N	2:B:97:THR:CG2	8	1.77
(1,37)	1:A:104:ARG:N	2:B:97:THR:H	8	1.77
(1,37)	1:A:104:ARG:N	2:B:97:THR:HA	8	1.77
(1,37)	1:A:104:ARG:N	2:B:97:THR:HB	8	1.77
(1,37)	1:A:104:ARG:N	2:B:97:THR:HG1	8	1.77
(1,37)	1:A:104:ARG:N	2:B:97:THR:HG21	8	1.77
(1,37)	1:A:104:ARG:N	2:B:97:THR:HG22	8	1.77
(1,37)	1:A:104:ARG:N	2:B:97:THR:HG23	8	1.77
(1,37)	1:A:104:ARG:N	2:B:97:THR:N	8	1.77
(1,37)	1:A:104:ARG:N	2:B:97:THR:O	8	1.77
(1,37)	1:A:104:ARG:N	2:B:97:THR:OG1	8	1.77

*Continued on next page...*



*Continued from previous page...*

Key	Atom-1	Atom-2	Model ID	Violation (Å)
(1,37)	1:A:104:ARG:N	2:B:99:HIS:C	8	1.77
(1,37)	1:A:104:ARG:N	2:B:99:HIS:CA	8	1.77
(1,37)	1:A:104:ARG:N	2:B:99:HIS:CB	8	1.77
(1,37)	1:A:104:ARG:N	2:B:99:HIS:CD2	8	1.77
(1,37)	1:A:104:ARG:N	2:B:99:HIS:CE1	8	1.77
(1,37)	1:A:104:ARG:N	2:B:99:HIS:CG	8	1.77
(1,37)	1:A:104:ARG:N	2:B:99:HIS:H	8	1.77
(1,37)	1:A:104:ARG:N	2:B:99:HIS:HA	8	1.77
(1,37)	1:A:104:ARG:N	2:B:99:HIS:HB2	8	1.77
(1,37)	1:A:104:ARG:N	2:B:99:HIS:HB3	8	1.77
(1,37)	1:A:104:ARG:N	2:B:99:HIS:HD1	8	1.77
(1,37)	1:A:104:ARG:N	2:B:99:HIS:HD2	8	1.77
(1,37)	1:A:104:ARG:N	2:B:99:HIS:HE1	8	1.77
(1,37)	1:A:104:ARG:N	2:B:99:HIS:HE2	8	1.77
(1,37)	1:A:104:ARG:N	2:B:99:HIS:N	8	1.77
(1,37)	1:A:104:ARG:N	2:B:99:HIS:ND1	8	1.77
(1,37)	1:A:104:ARG:N	2:B:99:HIS:NE2	8	1.77
(1,37)	1:A:104:ARG:N	2:B:99:HIS:O	8	1.77
(1,37)	1:A:104:ARG:N	2:B:101:VAL:C	8	1.77
(1,37)	1:A:104:ARG:N	2:B:101:VAL:CA	8	1.77
(1,37)	1:A:104:ARG:N	2:B:101:VAL:CB	8	1.77
(1,37)	1:A:104:ARG:N	2:B:101:VAL:CG1	8	1.77
(1,37)	1:A:104:ARG:N	2:B:101:VAL:CG2	8	1.77
(1,37)	1:A:104:ARG:N	2:B:101:VAL:H	8	1.77
(1,37)	1:A:104:ARG:N	2:B:101:VAL:HA	8	1.77
(1,37)	1:A:104:ARG:N	2:B:101:VAL:HB	8	1.77
(1,37)	1:A:104:ARG:N	2:B:101:VAL:HG11	8	1.77
(1,37)	1:A:104:ARG:N	2:B:101:VAL:HG12	8	1.77
(1,37)	1:A:104:ARG:N	2:B:101:VAL:HG13	8	1.77
(1,37)	1:A:104:ARG:N	2:B:101:VAL:HG21	8	1.77
(1,37)	1:A:104:ARG:N	2:B:101:VAL:HG22	8	1.77
(1,37)	1:A:104:ARG:N	2:B:101:VAL:HG23	8	1.77
(1,37)	1:A:104:ARG:N	2:B:101:VAL:N	8	1.77
(1,37)	1:A:104:ARG:N	2:B:101:VAL:O	8	1.77
(1,37)	1:A:104:ARG:NE	2:B:75:ILE:C	8	1.77
(1,37)	1:A:104:ARG:NE	2:B:75:ILE:CA	8	1.77
(1,37)	1:A:104:ARG:NE	2:B:75:ILE:CB	8	1.77
(1,37)	1:A:104:ARG:NE	2:B:75:ILE:CD1	8	1.77
(1,37)	1:A:104:ARG:NE	2:B:75:ILE:CG1	8	1.77
(1,37)	1:A:104:ARG:NE	2:B:75:ILE:CG2	8	1.77
(1,37)	1:A:104:ARG:NE	2:B:75:ILE:H	8	1.77
(1,37)	1:A:104:ARG:NE	2:B:75:ILE:HA	8	1.77

*Continued on next page...*

*Continued from previous page...*

Key	Atom-1	Atom-2	Model ID	Violation (Å)
(1,37)	1:A:104:ARG:NE	2:B:75:ILE:HB	8	1.77
(1,37)	1:A:104:ARG:NE	2:B:75:ILE:HD11	8	1.77
(1,37)	1:A:104:ARG:NE	2:B:75:ILE:HD12	8	1.77
(1,37)	1:A:104:ARG:NE	2:B:75:ILE:HD13	8	1.77
(1,37)	1:A:104:ARG:NE	2:B:75:ILE:HG12	8	1.77
(1,37)	1:A:104:ARG:NE	2:B:75:ILE:HG13	8	1.77
(1,37)	1:A:104:ARG:NE	2:B:75:ILE:HG21	8	1.77
(1,37)	1:A:104:ARG:NE	2:B:75:ILE:HG22	8	1.77
(1,37)	1:A:104:ARG:NE	2:B:75:ILE:HG23	8	1.77
(1,37)	1:A:104:ARG:NE	2:B:75:ILE:N	8	1.77
(1,37)	1:A:104:ARG:NE	2:B:75:ILE:O	8	1.77
(1,37)	1:A:104:ARG:NE	2:B:77:ALA:C	8	1.77
(1,37)	1:A:104:ARG:NE	2:B:77:ALA:CA	8	1.77
(1,37)	1:A:104:ARG:NE	2:B:77:ALA:CB	8	1.77
(1,37)	1:A:104:ARG:NE	2:B:77:ALA:H	8	1.77
(1,37)	1:A:104:ARG:NE	2:B:77:ALA:HA	8	1.77
(1,37)	1:A:104:ARG:NE	2:B:77:ALA:HB1	8	1.77
(1,37)	1:A:104:ARG:NE	2:B:77:ALA:HB2	8	1.77
(1,37)	1:A:104:ARG:NE	2:B:77:ALA:HB3	8	1.77
(1,37)	1:A:104:ARG:NE	2:B:77:ALA:N	8	1.77
(1,37)	1:A:104:ARG:NE	2:B:77:ALA:O	8	1.77
(1,37)	1:A:104:ARG:NE	2:B:78:GLY:C	8	1.77
(1,37)	1:A:104:ARG:NE	2:B:78:GLY:CA	8	1.77
(1,37)	1:A:104:ARG:NE	2:B:78:GLY:H	8	1.77
(1,37)	1:A:104:ARG:NE	2:B:78:GLY:HA2	8	1.77
(1,37)	1:A:104:ARG:NE	2:B:78:GLY:HA3	8	1.77
(1,37)	1:A:104:ARG:NE	2:B:78:GLY:N	8	1.77
(1,37)	1:A:104:ARG:NE	2:B:78:GLY:O	8	1.77
(1,37)	1:A:104:ARG:NE	2:B:79:LYS:C	8	1.77
(1,37)	1:A:104:ARG:NE	2:B:79:LYS:CA	8	1.77
(1,37)	1:A:104:ARG:NE	2:B:79:LYS:CB	8	1.77
(1,37)	1:A:104:ARG:NE	2:B:79:LYS:CD	8	1.77
(1,37)	1:A:104:ARG:NE	2:B:79:LYS:CE	8	1.77
(1,37)	1:A:104:ARG:NE	2:B:79:LYS:CG	8	1.77
(1,37)	1:A:104:ARG:NE	2:B:79:LYS:H	8	1.77
(1,37)	1:A:104:ARG:NE	2:B:79:LYS:HA	8	1.77
(1,37)	1:A:104:ARG:NE	2:B:79:LYS:HB2	8	1.77
(1,37)	1:A:104:ARG:NE	2:B:79:LYS:HB3	8	1.77
(1,37)	1:A:104:ARG:NE	2:B:79:LYS:HD2	8	1.77
(1,37)	1:A:104:ARG:NE	2:B:79:LYS:HD3	8	1.77
(1,37)	1:A:104:ARG:NE	2:B:79:LYS:HE2	8	1.77
(1,37)	1:A:104:ARG:NE	2:B:79:LYS:HE3	8	1.77

*Continued on next page...*

*Continued from previous page...*

Key	Atom-1	Atom-2	Model ID	Violation (Å)
(1,37)	1:A:104:ARG:NE	2:B:79:LYS:HG2	8	1.77
(1,37)	1:A:104:ARG:NE	2:B:79:LYS:HG3	8	1.77
(1,37)	1:A:104:ARG:NE	2:B:79:LYS:HZ1	8	1.77
(1,37)	1:A:104:ARG:NE	2:B:79:LYS:HZ2	8	1.77
(1,37)	1:A:104:ARG:NE	2:B:79:LYS:HZ3	8	1.77
(1,37)	1:A:104:ARG:NE	2:B:79:LYS:N	8	1.77
(1,37)	1:A:104:ARG:NE	2:B:79:LYS:NZ	8	1.77
(1,37)	1:A:104:ARG:NE	2:B:79:LYS:O	8	1.77
(1,37)	1:A:104:ARG:NE	2:B:80:ILE:C	8	1.77
(1,37)	1:A:104:ARG:NE	2:B:80:ILE:CA	8	1.77
(1,37)	1:A:104:ARG:NE	2:B:80:ILE:CB	8	1.77
(1,37)	1:A:104:ARG:NE	2:B:80:ILE:CD1	8	1.77
(1,37)	1:A:104:ARG:NE	2:B:80:ILE:CG1	8	1.77
(1,37)	1:A:104:ARG:NE	2:B:80:ILE:CG2	8	1.77
(1,37)	1:A:104:ARG:NE	2:B:80:ILE:H	8	1.77
(1,37)	1:A:104:ARG:NE	2:B:80:ILE:HA	8	1.77
(1,37)	1:A:104:ARG:NE	2:B:80:ILE:HB	8	1.77
(1,37)	1:A:104:ARG:NE	2:B:80:ILE:HD11	8	1.77
(1,37)	1:A:104:ARG:NE	2:B:80:ILE:HD12	8	1.77
(1,37)	1:A:104:ARG:NE	2:B:80:ILE:HD13	8	1.77
(1,37)	1:A:104:ARG:NE	2:B:80:ILE:HG12	8	1.77
(1,37)	1:A:104:ARG:NE	2:B:80:ILE:HG13	8	1.77
(1,37)	1:A:104:ARG:NE	2:B:80:ILE:HG21	8	1.77
(1,37)	1:A:104:ARG:NE	2:B:80:ILE:HG22	8	1.77
(1,37)	1:A:104:ARG:NE	2:B:80:ILE:HG23	8	1.77
(1,37)	1:A:104:ARG:NE	2:B:80:ILE:N	8	1.77
(1,37)	1:A:104:ARG:NE	2:B:80:ILE:O	8	1.77
(1,37)	1:A:104:ARG:NE	2:B:84:GLN:C	8	1.77
(1,37)	1:A:104:ARG:NE	2:B:84:GLN:CA	8	1.77
(1,37)	1:A:104:ARG:NE	2:B:84:GLN:CB	8	1.77
(1,37)	1:A:104:ARG:NE	2:B:84:GLN:CD	8	1.77
(1,37)	1:A:104:ARG:NE	2:B:84:GLN:CG	8	1.77
(1,37)	1:A:104:ARG:NE	2:B:84:GLN:H	8	1.77
(1,37)	1:A:104:ARG:NE	2:B:84:GLN:HA	8	1.77
(1,37)	1:A:104:ARG:NE	2:B:84:GLN:HB2	8	1.77
(1,37)	1:A:104:ARG:NE	2:B:84:GLN:HB3	8	1.77
(1,37)	1:A:104:ARG:NE	2:B:84:GLN:HE21	8	1.77
(1,37)	1:A:104:ARG:NE	2:B:84:GLN:HE22	8	1.77
(1,37)	1:A:104:ARG:NE	2:B:84:GLN:HG2	8	1.77
(1,37)	1:A:104:ARG:NE	2:B:84:GLN:HG3	8	1.77
(1,37)	1:A:104:ARG:NE	2:B:84:GLN:N	8	1.77
(1,37)	1:A:104:ARG:NE	2:B:84:GLN:NE2	8	1.77

*Continued on next page...*

*Continued from previous page...*

Key	Atom-1	Atom-2	Model ID	Violation (Å)
(1,37)	1:A:104:ARG:NE	2:B:84:GLN:O	8	1.77
(1,37)	1:A:104:ARG:NE	2:B:84:GLN:OE1	8	1.77
(1,37)	1:A:104:ARG:NE	2:B:97:THR:C	8	1.77
(1,37)	1:A:104:ARG:NE	2:B:97:THR:CA	8	1.77
(1,37)	1:A:104:ARG:NE	2:B:97:THR:CB	8	1.77
(1,37)	1:A:104:ARG:NE	2:B:97:THR:CG2	8	1.77
(1,37)	1:A:104:ARG:NE	2:B:97:THR:H	8	1.77
(1,37)	1:A:104:ARG:NE	2:B:97:THR:HA	8	1.77
(1,37)	1:A:104:ARG:NE	2:B:97:THR:HB	8	1.77
(1,37)	1:A:104:ARG:NE	2:B:97:THR:HG1	8	1.77
(1,37)	1:A:104:ARG:NE	2:B:97:THR:HG21	8	1.77
(1,37)	1:A:104:ARG:NE	2:B:97:THR:HG22	8	1.77
(1,37)	1:A:104:ARG:NE	2:B:97:THR:HG23	8	1.77
(1,37)	1:A:104:ARG:NE	2:B:97:THR:N	8	1.77
(1,37)	1:A:104:ARG:NE	2:B:97:THR:O	8	1.77
(1,37)	1:A:104:ARG:NE	2:B:97:THR:OG1	8	1.77
(1,37)	1:A:104:ARG:NE	2:B:99:HIS:C	8	1.77
(1,37)	1:A:104:ARG:NE	2:B:99:HIS:CA	8	1.77
(1,37)	1:A:104:ARG:NE	2:B:99:HIS:CB	8	1.77
(1,37)	1:A:104:ARG:NE	2:B:99:HIS:CD2	8	1.77
(1,37)	1:A:104:ARG:NE	2:B:99:HIS:CE1	8	1.77
(1,37)	1:A:104:ARG:NE	2:B:99:HIS:CG	8	1.77
(1,37)	1:A:104:ARG:NE	2:B:99:HIS:H	8	1.77
(1,37)	1:A:104:ARG:NE	2:B:99:HIS:HA	8	1.77
(1,37)	1:A:104:ARG:NE	2:B:99:HIS:HB2	8	1.77
(1,37)	1:A:104:ARG:NE	2:B:99:HIS:HB3	8	1.77
(1,37)	1:A:104:ARG:NE	2:B:99:HIS:HD1	8	1.77
(1,37)	1:A:104:ARG:NE	2:B:99:HIS:HD2	8	1.77
(1,37)	1:A:104:ARG:NE	2:B:99:HIS:HE1	8	1.77
(1,37)	1:A:104:ARG:NE	2:B:99:HIS:HE2	8	1.77
(1,37)	1:A:104:ARG:NE	2:B:99:HIS:N	8	1.77
(1,37)	1:A:104:ARG:NE	2:B:99:HIS:ND1	8	1.77
(1,37)	1:A:104:ARG:NE	2:B:99:HIS:NE2	8	1.77
(1,37)	1:A:104:ARG:NE	2:B:99:HIS:O	8	1.77
(1,37)	1:A:104:ARG:NE	2:B:101:VAL:C	8	1.77
(1,37)	1:A:104:ARG:NE	2:B:101:VAL:CA	8	1.77
(1,37)	1:A:104:ARG:NE	2:B:101:VAL:CB	8	1.77
(1,37)	1:A:104:ARG:NE	2:B:101:VAL:CG1	8	1.77
(1,37)	1:A:104:ARG:NE	2:B:101:VAL:CG2	8	1.77
(1,37)	1:A:104:ARG:NE	2:B:101:VAL:H	8	1.77
(1,37)	1:A:104:ARG:NE	2:B:101:VAL:HA	8	1.77
(1,37)	1:A:104:ARG:NE	2:B:101:VAL:HB	8	1.77

*Continued on next page...*

*Continued from previous page...*

Key	Atom-1	Atom-2	Model ID	Violation (Å)
(1,37)	1:A:104:ARG:NE	2:B:101:VAL:HG11	8	1.77
(1,37)	1:A:104:ARG:NE	2:B:101:VAL:HG12	8	1.77
(1,37)	1:A:104:ARG:NE	2:B:101:VAL:HG13	8	1.77
(1,37)	1:A:104:ARG:NE	2:B:101:VAL:HG21	8	1.77
(1,37)	1:A:104:ARG:NE	2:B:101:VAL:HG22	8	1.77
(1,37)	1:A:104:ARG:NE	2:B:101:VAL:HG23	8	1.77
(1,37)	1:A:104:ARG:NE	2:B:101:VAL:N	8	1.77
(1,37)	1:A:104:ARG:NE	2:B:101:VAL:O	8	1.77
(1,37)	1:A:104:ARG:NH1	2:B:75:ILE:C	8	1.77
(1,37)	1:A:104:ARG:NH1	2:B:75:ILE:CA	8	1.77
(1,37)	1:A:104:ARG:NH1	2:B:75:ILE:CB	8	1.77
(1,37)	1:A:104:ARG:NH1	2:B:75:ILE:CD1	8	1.77
(1,37)	1:A:104:ARG:NH1	2:B:75:ILE:CG1	8	1.77
(1,37)	1:A:104:ARG:NH1	2:B:75:ILE:CG2	8	1.77
(1,37)	1:A:104:ARG:NH1	2:B:75:ILE:H	8	1.77
(1,37)	1:A:104:ARG:NH1	2:B:75:ILE:HA	8	1.77
(1,37)	1:A:104:ARG:NH1	2:B:75:ILE:HB	8	1.77
(1,37)	1:A:104:ARG:NH1	2:B:75:ILE:HD11	8	1.77
(1,37)	1:A:104:ARG:NH1	2:B:75:ILE:HD12	8	1.77
(1,37)	1:A:104:ARG:NH1	2:B:75:ILE:HD13	8	1.77
(1,37)	1:A:104:ARG:NH1	2:B:75:ILE:HG12	8	1.77
(1,37)	1:A:104:ARG:NH1	2:B:75:ILE:HG13	8	1.77
(1,37)	1:A:104:ARG:NH1	2:B:75:ILE:HG21	8	1.77
(1,37)	1:A:104:ARG:NH1	2:B:75:ILE:HG22	8	1.77
(1,37)	1:A:104:ARG:NH1	2:B:75:ILE:HG23	8	1.77
(1,37)	1:A:104:ARG:NH1	2:B:75:ILE:N	8	1.77
(1,37)	1:A:104:ARG:NH1	2:B:75:ILE:O	8	1.77
(1,37)	1:A:104:ARG:NH1	2:B:77:ALA:C	8	1.77
(1,37)	1:A:104:ARG:NH1	2:B:77:ALA:CA	8	1.77
(1,37)	1:A:104:ARG:NH1	2:B:77:ALA:CB	8	1.77
(1,37)	1:A:104:ARG:NH1	2:B:77:ALA:H	8	1.77
(1,37)	1:A:104:ARG:NH1	2:B:77:ALA:HA	8	1.77
(1,37)	1:A:104:ARG:NH1	2:B:77:ALA:HB1	8	1.77
(1,37)	1:A:104:ARG:NH1	2:B:77:ALA:HB2	8	1.77
(1,37)	1:A:104:ARG:NH1	2:B:77:ALA:HB3	8	1.77
(1,37)	1:A:104:ARG:NH1	2:B:77:ALA:N	8	1.77
(1,37)	1:A:104:ARG:NH1	2:B:77:ALA:O	8	1.77
(1,37)	1:A:104:ARG:NH1	2:B:78:GLY:C	8	1.77
(1,37)	1:A:104:ARG:NH1	2:B:78:GLY:CA	8	1.77
(1,37)	1:A:104:ARG:NH1	2:B:78:GLY:H	8	1.77
(1,37)	1:A:104:ARG:NH1	2:B:78:GLY:HA2	8	1.77
(1,37)	1:A:104:ARG:NH1	2:B:78:GLY:HA3	8	1.77

*Continued on next page...*

*Continued from previous page...*

Key	Atom-1	Atom-2	Model ID	Violation (Å)
(1,37)	1:A:104:ARG:NH1	2:B:78:GLY:N	8	1.77
(1,37)	1:A:104:ARG:NH1	2:B:78:GLY:O	8	1.77
(1,37)	1:A:104:ARG:NH1	2:B:79:LYS:C	8	1.77
(1,37)	1:A:104:ARG:NH1	2:B:79:LYS:CA	8	1.77
(1,37)	1:A:104:ARG:NH1	2:B:79:LYS:CB	8	1.77
(1,37)	1:A:104:ARG:NH1	2:B:79:LYS:CD	8	1.77
(1,37)	1:A:104:ARG:NH1	2:B:79:LYS:CE	8	1.77
(1,37)	1:A:104:ARG:NH1	2:B:79:LYS:CG	8	1.77
(1,37)	1:A:104:ARG:NH1	2:B:79:LYS:H	8	1.77
(1,37)	1:A:104:ARG:NH1	2:B:79:LYS:HA	8	1.77
(1,37)	1:A:104:ARG:NH1	2:B:79:LYS:HB2	8	1.77
(1,37)	1:A:104:ARG:NH1	2:B:79:LYS:HB3	8	1.77
(1,37)	1:A:104:ARG:NH1	2:B:79:LYS:HD2	8	1.77
(1,37)	1:A:104:ARG:NH1	2:B:79:LYS:HD3	8	1.77
(1,37)	1:A:104:ARG:NH1	2:B:79:LYS:HE2	8	1.77
(1,37)	1:A:104:ARG:NH1	2:B:79:LYS:HE3	8	1.77
(1,37)	1:A:104:ARG:NH1	2:B:79:LYS:HG2	8	1.77
(1,37)	1:A:104:ARG:NH1	2:B:79:LYS:HG3	8	1.77
(1,37)	1:A:104:ARG:NH1	2:B:79:LYS:HZ1	8	1.77
(1,37)	1:A:104:ARG:NH1	2:B:79:LYS:HZ2	8	1.77
(1,37)	1:A:104:ARG:NH1	2:B:79:LYS:HZ3	8	1.77
(1,37)	1:A:104:ARG:NH1	2:B:79:LYS:N	8	1.77
(1,37)	1:A:104:ARG:NH1	2:B:79:LYS:NZ	8	1.77
(1,37)	1:A:104:ARG:NH1	2:B:79:LYS:O	8	1.77
(1,37)	1:A:104:ARG:NH1	2:B:80:ILE:C	8	1.77
(1,37)	1:A:104:ARG:NH1	2:B:80:ILE:CA	8	1.77
(1,37)	1:A:104:ARG:NH1	2:B:80:ILE:CB	8	1.77
(1,37)	1:A:104:ARG:NH1	2:B:80:ILE:CD1	8	1.77
(1,37)	1:A:104:ARG:NH1	2:B:80:ILE:CG1	8	1.77
(1,37)	1:A:104:ARG:NH1	2:B:80:ILE:CG2	8	1.77
(1,37)	1:A:104:ARG:NH1	2:B:80:ILE:H	8	1.77
(1,37)	1:A:104:ARG:NH1	2:B:80:ILE:HA	8	1.77
(1,37)	1:A:104:ARG:NH1	2:B:80:ILE:HB	8	1.77
(1,37)	1:A:104:ARG:NH1	2:B:80:ILE:HD11	8	1.77
(1,37)	1:A:104:ARG:NH1	2:B:80:ILE:HD12	8	1.77
(1,37)	1:A:104:ARG:NH1	2:B:80:ILE:HD13	8	1.77
(1,37)	1:A:104:ARG:NH1	2:B:80:ILE:HG12	8	1.77
(1,37)	1:A:104:ARG:NH1	2:B:80:ILE:HG13	8	1.77
(1,37)	1:A:104:ARG:NH1	2:B:80:ILE:HG21	8	1.77
(1,37)	1:A:104:ARG:NH1	2:B:80:ILE:HG22	8	1.77
(1,37)	1:A:104:ARG:NH1	2:B:80:ILE:HG23	8	1.77
(1,37)	1:A:104:ARG:NH1	2:B:80:ILE:N	8	1.77

*Continued on next page...*

*Continued from previous page...*

Key	Atom-1	Atom-2	Model ID	Violation (Å)
(1,37)	1:A:104:ARG:NH1	2:B:80:ILE:O	8	1.77
(1,37)	1:A:104:ARG:NH1	2:B:84:GLN:C	8	1.77
(1,37)	1:A:104:ARG:NH1	2:B:84:GLN:CA	8	1.77
(1,37)	1:A:104:ARG:NH1	2:B:84:GLN:CB	8	1.77
(1,37)	1:A:104:ARG:NH1	2:B:84:GLN:CD	8	1.77
(1,37)	1:A:104:ARG:NH1	2:B:84:GLN:CG	8	1.77
(1,37)	1:A:104:ARG:NH1	2:B:84:GLN:H	8	1.77
(1,37)	1:A:104:ARG:NH1	2:B:84:GLN:HA	8	1.77
(1,37)	1:A:104:ARG:NH1	2:B:84:GLN:HB2	8	1.77
(1,37)	1:A:104:ARG:NH1	2:B:84:GLN:HB3	8	1.77
(1,37)	1:A:104:ARG:NH1	2:B:84:GLN:HE21	8	1.77
(1,37)	1:A:104:ARG:NH1	2:B:84:GLN:HE22	8	1.77
(1,37)	1:A:104:ARG:NH1	2:B:84:GLN:HG2	8	1.77
(1,37)	1:A:104:ARG:NH1	2:B:84:GLN:HG3	8	1.77
(1,37)	1:A:104:ARG:NH1	2:B:84:GLN:N	8	1.77
(1,37)	1:A:104:ARG:NH1	2:B:84:GLN:NE2	8	1.77
(1,37)	1:A:104:ARG:NH1	2:B:84:GLN:O	8	1.77
(1,37)	1:A:104:ARG:NH1	2:B:84:GLN:OE1	8	1.77
(1,37)	1:A:104:ARG:NH1	2:B:97:THR:C	8	1.77
(1,37)	1:A:104:ARG:NH1	2:B:97:THR:CA	8	1.77
(1,37)	1:A:104:ARG:NH1	2:B:97:THR:CB	8	1.77
(1,37)	1:A:104:ARG:NH1	2:B:97:THR:CG2	8	1.77
(1,37)	1:A:104:ARG:NH1	2:B:97:THR:H	8	1.77
(1,37)	1:A:104:ARG:NH1	2:B:97:THR:HA	8	1.77
(1,37)	1:A:104:ARG:NH1	2:B:97:THR:HB	8	1.77
(1,37)	1:A:104:ARG:NH1	2:B:97:THR:HG1	8	1.77
(1,37)	1:A:104:ARG:NH1	2:B:97:THR:HG21	8	1.77
(1,37)	1:A:104:ARG:NH1	2:B:97:THR:HG22	8	1.77
(1,37)	1:A:104:ARG:NH1	2:B:97:THR:HG23	8	1.77
(1,37)	1:A:104:ARG:NH1	2:B:97:THR:N	8	1.77
(1,37)	1:A:104:ARG:NH1	2:B:97:THR:O	8	1.77
(1,37)	1:A:104:ARG:NH1	2:B:97:THR:OG1	8	1.77
(1,37)	1:A:104:ARG:NH1	2:B:99:HIS:C	8	1.77
(1,37)	1:A:104:ARG:NH1	2:B:99:HIS:CA	8	1.77
(1,37)	1:A:104:ARG:NH1	2:B:99:HIS:CB	8	1.77
(1,37)	1:A:104:ARG:NH1	2:B:99:HIS:CD2	8	1.77
(1,37)	1:A:104:ARG:NH1	2:B:99:HIS:CE1	8	1.77
(1,37)	1:A:104:ARG:NH1	2:B:99:HIS:CG	8	1.77
(1,37)	1:A:104:ARG:NH1	2:B:99:HIS:H	8	1.77
(1,37)	1:A:104:ARG:NH1	2:B:99:HIS:HA	8	1.77
(1,37)	1:A:104:ARG:NH1	2:B:99:HIS:HB2	8	1.77
(1,37)	1:A:104:ARG:NH1	2:B:99:HIS:HB3	8	1.77

*Continued on next page...*

*Continued from previous page...*

Key	Atom-1	Atom-2	Model ID	Violation (Å)
(1,37)	1:A:104:ARG:NH1	2:B:99:HIS:HD1	8	1.77
(1,37)	1:A:104:ARG:NH1	2:B:99:HIS:HD2	8	1.77
(1,37)	1:A:104:ARG:NH1	2:B:99:HIS:HE1	8	1.77
(1,37)	1:A:104:ARG:NH1	2:B:99:HIS:HE2	8	1.77
(1,37)	1:A:104:ARG:NH1	2:B:99:HIS:N	8	1.77
(1,37)	1:A:104:ARG:NH1	2:B:99:HIS:ND1	8	1.77
(1,37)	1:A:104:ARG:NH1	2:B:99:HIS:NE2	8	1.77
(1,37)	1:A:104:ARG:NH1	2:B:99:HIS:O	8	1.77
(1,37)	1:A:104:ARG:NH1	2:B:101:VAL:C	8	1.77
(1,37)	1:A:104:ARG:NH1	2:B:101:VAL:CA	8	1.77
(1,37)	1:A:104:ARG:NH1	2:B:101:VAL:CB	8	1.77
(1,37)	1:A:104:ARG:NH1	2:B:101:VAL:CG1	8	1.77
(1,37)	1:A:104:ARG:NH1	2:B:101:VAL:CG2	8	1.77
(1,37)	1:A:104:ARG:NH1	2:B:101:VAL:H	8	1.77
(1,37)	1:A:104:ARG:NH1	2:B:101:VAL:HA	8	1.77
(1,37)	1:A:104:ARG:NH1	2:B:101:VAL:HB	8	1.77
(1,37)	1:A:104:ARG:NH1	2:B:101:VAL:HG11	8	1.77
(1,37)	1:A:104:ARG:NH1	2:B:101:VAL:HG12	8	1.77
(1,37)	1:A:104:ARG:NH1	2:B:101:VAL:HG13	8	1.77
(1,37)	1:A:104:ARG:NH1	2:B:101:VAL:HG21	8	1.77
(1,37)	1:A:104:ARG:NH1	2:B:101:VAL:HG22	8	1.77
(1,37)	1:A:104:ARG:NH1	2:B:101:VAL:HG23	8	1.77
(1,37)	1:A:104:ARG:NH1	2:B:101:VAL:N	8	1.77
(1,37)	1:A:104:ARG:NH1	2:B:101:VAL:O	8	1.77
(1,37)	1:A:104:ARG:NH2	2:B:75:ILE:C	8	1.77
(1,37)	1:A:104:ARG:NH2	2:B:75:ILE:CA	8	1.77
(1,37)	1:A:104:ARG:NH2	2:B:75:ILE:CB	8	1.77
(1,37)	1:A:104:ARG:NH2	2:B:75:ILE:CD1	8	1.77
(1,37)	1:A:104:ARG:NH2	2:B:75:ILE:CG1	8	1.77
(1,37)	1:A:104:ARG:NH2	2:B:75:ILE:CG2	8	1.77
(1,37)	1:A:104:ARG:NH2	2:B:75:ILE:H	8	1.77
(1,37)	1:A:104:ARG:NH2	2:B:75:ILE:HA	8	1.77
(1,37)	1:A:104:ARG:NH2	2:B:75:ILE:HB	8	1.77
(1,37)	1:A:104:ARG:NH2	2:B:75:ILE:HD11	8	1.77
(1,37)	1:A:104:ARG:NH2	2:B:75:ILE:HD12	8	1.77
(1,37)	1:A:104:ARG:NH2	2:B:75:ILE:HD13	8	1.77
(1,37)	1:A:104:ARG:NH2	2:B:75:ILE:HG12	8	1.77
(1,37)	1:A:104:ARG:NH2	2:B:75:ILE:HG13	8	1.77
(1,37)	1:A:104:ARG:NH2	2:B:75:ILE:HG21	8	1.77
(1,37)	1:A:104:ARG:NH2	2:B:75:ILE:HG22	8	1.77
(1,37)	1:A:104:ARG:NH2	2:B:75:ILE:HG23	8	1.77
(1,37)	1:A:104:ARG:NH2	2:B:75:ILE:N	8	1.77

*Continued on next page...*



*Continued from previous page...*

Key	Atom-1	Atom-2	Model ID	Violation (Å)
(1,37)	1:A:104:ARG:NH2	2:B:75:ILE:O	8	1.77
(1,37)	1:A:104:ARG:NH2	2:B:77:ALA:C	8	1.77
(1,37)	1:A:104:ARG:NH2	2:B:77:ALA:CA	8	1.77
(1,37)	1:A:104:ARG:NH2	2:B:77:ALA:CB	8	1.77
(1,37)	1:A:104:ARG:NH2	2:B:77:ALA:H	8	1.77
(1,37)	1:A:104:ARG:NH2	2:B:77:ALA:HA	8	1.77
(1,37)	1:A:104:ARG:NH2	2:B:77:ALA:HB1	8	1.77
(1,37)	1:A:104:ARG:NH2	2:B:77:ALA:HB2	8	1.77
(1,37)	1:A:104:ARG:NH2	2:B:77:ALA:HB3	8	1.77
(1,37)	1:A:104:ARG:NH2	2:B:77:ALA:N	8	1.77
(1,37)	1:A:104:ARG:NH2	2:B:77:ALA:O	8	1.77
(1,37)	1:A:104:ARG:NH2	2:B:78:GLY:C	8	1.77
(1,37)	1:A:104:ARG:NH2	2:B:78:GLY:CA	8	1.77
(1,37)	1:A:104:ARG:NH2	2:B:78:GLY:H	8	1.77
(1,37)	1:A:104:ARG:NH2	2:B:78:GLY:HA2	8	1.77
(1,37)	1:A:104:ARG:NH2	2:B:78:GLY:HA3	8	1.77
(1,37)	1:A:104:ARG:NH2	2:B:78:GLY:N	8	1.77
(1,37)	1:A:104:ARG:NH2	2:B:78:GLY:O	8	1.77
(1,37)	1:A:104:ARG:NH2	2:B:79:LYS:C	8	1.77
(1,37)	1:A:104:ARG:NH2	2:B:79:LYS:CA	8	1.77
(1,37)	1:A:104:ARG:NH2	2:B:79:LYS:CB	8	1.77
(1,37)	1:A:104:ARG:NH2	2:B:79:LYS:CD	8	1.77
(1,37)	1:A:104:ARG:NH2	2:B:79:LYS:CE	8	1.77
(1,37)	1:A:104:ARG:NH2	2:B:79:LYS:CG	8	1.77
(1,37)	1:A:104:ARG:NH2	2:B:79:LYS:H	8	1.77
(1,37)	1:A:104:ARG:NH2	2:B:79:LYS:HA	8	1.77
(1,37)	1:A:104:ARG:NH2	2:B:79:LYS:HB2	8	1.77
(1,37)	1:A:104:ARG:NH2	2:B:79:LYS:HB3	8	1.77
(1,37)	1:A:104:ARG:NH2	2:B:79:LYS:HD2	8	1.77
(1,37)	1:A:104:ARG:NH2	2:B:79:LYS:HD3	8	1.77
(1,37)	1:A:104:ARG:NH2	2:B:79:LYS:HE2	8	1.77
(1,37)	1:A:104:ARG:NH2	2:B:79:LYS:HE3	8	1.77
(1,37)	1:A:104:ARG:NH2	2:B:79:LYS:HG2	8	1.77
(1,37)	1:A:104:ARG:NH2	2:B:79:LYS:HG3	8	1.77
(1,37)	1:A:104:ARG:NH2	2:B:79:LYS:HZ1	8	1.77
(1,37)	1:A:104:ARG:NH2	2:B:79:LYS:HZ2	8	1.77
(1,37)	1:A:104:ARG:NH2	2:B:79:LYS:HZ3	8	1.77
(1,37)	1:A:104:ARG:NH2	2:B:79:LYS:N	8	1.77
(1,37)	1:A:104:ARG:NH2	2:B:79:LYS:NZ	8	1.77
(1,37)	1:A:104:ARG:NH2	2:B:79:LYS:O	8	1.77
(1,37)	1:A:104:ARG:NH2	2:B:80:ILE:C	8	1.77
(1,37)	1:A:104:ARG:NH2	2:B:80:ILE:CA	8	1.77

*Continued on next page...*

*Continued from previous page...*

Key	Atom-1	Atom-2	Model ID	Violation (Å)
(1,37)	1:A:104:ARG:NH2	2:B:80:ILE:CB	8	1.77
(1,37)	1:A:104:ARG:NH2	2:B:80:ILE:CD1	8	1.77
(1,37)	1:A:104:ARG:NH2	2:B:80:ILE:CG1	8	1.77
(1,37)	1:A:104:ARG:NH2	2:B:80:ILE:CG2	8	1.77
(1,37)	1:A:104:ARG:NH2	2:B:80:ILE:H	8	1.77
(1,37)	1:A:104:ARG:NH2	2:B:80:ILE:HA	8	1.77
(1,37)	1:A:104:ARG:NH2	2:B:80:ILE:HB	8	1.77
(1,37)	1:A:104:ARG:NH2	2:B:80:ILE:HD11	8	1.77
(1,37)	1:A:104:ARG:NH2	2:B:80:ILE:HD12	8	1.77
(1,37)	1:A:104:ARG:NH2	2:B:80:ILE:HD13	8	1.77
(1,37)	1:A:104:ARG:NH2	2:B:80:ILE:HG12	8	1.77
(1,37)	1:A:104:ARG:NH2	2:B:80:ILE:HG13	8	1.77
(1,37)	1:A:104:ARG:NH2	2:B:80:ILE:HG21	8	1.77
(1,37)	1:A:104:ARG:NH2	2:B:80:ILE:HG22	8	1.77
(1,37)	1:A:104:ARG:NH2	2:B:80:ILE:HG23	8	1.77
(1,37)	1:A:104:ARG:NH2	2:B:80:ILE:N	8	1.77
(1,37)	1:A:104:ARG:NH2	2:B:80:ILE:O	8	1.77
(1,37)	1:A:104:ARG:NH2	2:B:84:GLN:C	8	1.77
(1,37)	1:A:104:ARG:NH2	2:B:84:GLN:CA	8	1.77
(1,37)	1:A:104:ARG:NH2	2:B:84:GLN:CB	8	1.77
(1,37)	1:A:104:ARG:NH2	2:B:84:GLN:CD	8	1.77
(1,37)	1:A:104:ARG:NH2	2:B:84:GLN:CG	8	1.77
(1,37)	1:A:104:ARG:NH2	2:B:84:GLN:H	8	1.77
(1,37)	1:A:104:ARG:NH2	2:B:84:GLN:HA	8	1.77
(1,37)	1:A:104:ARG:NH2	2:B:84:GLN:HB2	8	1.77
(1,37)	1:A:104:ARG:NH2	2:B:84:GLN:HB3	8	1.77
(1,37)	1:A:104:ARG:NH2	2:B:84:GLN:HE21	8	1.77
(1,37)	1:A:104:ARG:NH2	2:B:84:GLN:HE22	8	1.77
(1,37)	1:A:104:ARG:NH2	2:B:84:GLN:HG2	8	1.77
(1,37)	1:A:104:ARG:NH2	2:B:84:GLN:HG3	8	1.77
(1,37)	1:A:104:ARG:NH2	2:B:84:GLN:N	8	1.77
(1,37)	1:A:104:ARG:NH2	2:B:84:GLN:NE2	8	1.77
(1,37)	1:A:104:ARG:NH2	2:B:84:GLN:O	8	1.77
(1,37)	1:A:104:ARG:NH2	2:B:84:GLN:OE1	8	1.77
(1,37)	1:A:104:ARG:NH2	2:B:97:THR:C	8	1.77
(1,37)	1:A:104:ARG:NH2	2:B:97:THR:CA	8	1.77
(1,37)	1:A:104:ARG:NH2	2:B:97:THR:CB	8	1.77
(1,37)	1:A:104:ARG:NH2	2:B:97:THR:CG2	8	1.77
(1,37)	1:A:104:ARG:NH2	2:B:97:THR:H	8	1.77
(1,37)	1:A:104:ARG:NH2	2:B:97:THR:HA	8	1.77
(1,37)	1:A:104:ARG:NH2	2:B:97:THR:HB	8	1.77
(1,37)	1:A:104:ARG:NH2	2:B:97:THR:HG1	8	1.77

*Continued on next page...*

*Continued from previous page...*

Key	Atom-1	Atom-2	Model ID	Violation (Å)
(1,37)	1:A:104:ARG:NH2	2:B:97:THR:HG21	8	1.77
(1,37)	1:A:104:ARG:NH2	2:B:97:THR:HG22	8	1.77
(1,37)	1:A:104:ARG:NH2	2:B:97:THR:HG23	8	1.77
(1,37)	1:A:104:ARG:NH2	2:B:97:THR:N	8	1.77
(1,37)	1:A:104:ARG:NH2	2:B:97:THR:O	8	1.77
(1,37)	1:A:104:ARG:NH2	2:B:97:THR:OG1	8	1.77
(1,37)	1:A:104:ARG:NH2	2:B:99:HIS:C	8	1.77
(1,37)	1:A:104:ARG:NH2	2:B:99:HIS:CA	8	1.77
(1,37)	1:A:104:ARG:NH2	2:B:99:HIS:CB	8	1.77
(1,37)	1:A:104:ARG:NH2	2:B:99:HIS:CD2	8	1.77
(1,37)	1:A:104:ARG:NH2	2:B:99:HIS:CE1	8	1.77
(1,37)	1:A:104:ARG:NH2	2:B:99:HIS:CG	8	1.77
(1,37)	1:A:104:ARG:NH2	2:B:99:HIS:H	8	1.77
(1,37)	1:A:104:ARG:NH2	2:B:99:HIS:HA	8	1.77
(1,37)	1:A:104:ARG:NH2	2:B:99:HIS:HB2	8	1.77
(1,37)	1:A:104:ARG:NH2	2:B:99:HIS:HB3	8	1.77
(1,37)	1:A:104:ARG:NH2	2:B:99:HIS:HD1	8	1.77
(1,37)	1:A:104:ARG:NH2	2:B:99:HIS:HD2	8	1.77
(1,37)	1:A:104:ARG:NH2	2:B:99:HIS:HE1	8	1.77
(1,37)	1:A:104:ARG:NH2	2:B:99:HIS:HE2	8	1.77
(1,37)	1:A:104:ARG:NH2	2:B:99:HIS:N	8	1.77
(1,37)	1:A:104:ARG:NH2	2:B:99:HIS:ND1	8	1.77
(1,37)	1:A:104:ARG:NH2	2:B:99:HIS:NE2	8	1.77
(1,37)	1:A:104:ARG:NH2	2:B:99:HIS:O	8	1.77
(1,37)	1:A:104:ARG:NH2	2:B:101:VAL:C	8	1.77
(1,37)	1:A:104:ARG:NH2	2:B:101:VAL:CA	8	1.77
(1,37)	1:A:104:ARG:NH2	2:B:101:VAL:CB	8	1.77
(1,37)	1:A:104:ARG:NH2	2:B:101:VAL:CG1	8	1.77
(1,37)	1:A:104:ARG:NH2	2:B:101:VAL:CG2	8	1.77
(1,37)	1:A:104:ARG:NH2	2:B:101:VAL:H	8	1.77
(1,37)	1:A:104:ARG:NH2	2:B:101:VAL:HA	8	1.77
(1,37)	1:A:104:ARG:NH2	2:B:101:VAL:HB	8	1.77
(1,37)	1:A:104:ARG:NH2	2:B:101:VAL:HG11	8	1.77
(1,37)	1:A:104:ARG:NH2	2:B:101:VAL:HG12	8	1.77
(1,37)	1:A:104:ARG:NH2	2:B:101:VAL:HG13	8	1.77
(1,37)	1:A:104:ARG:NH2	2:B:101:VAL:HG21	8	1.77
(1,37)	1:A:104:ARG:NH2	2:B:101:VAL:HG22	8	1.77
(1,37)	1:A:104:ARG:NH2	2:B:101:VAL:HG23	8	1.77
(1,37)	1:A:104:ARG:NH2	2:B:101:VAL:N	8	1.77
(1,37)	1:A:104:ARG:NH2	2:B:101:VAL:O	8	1.77
(1,37)	1:A:104:ARG:O	2:B:75:ILE:C	8	1.77
(1,37)	1:A:104:ARG:O	2:B:75:ILE:CA	8	1.77

*Continued on next page...*

*Continued from previous page...*

Key	Atom-1	Atom-2	Model ID	Violation (Å)
(1,37)	1:A:104:ARG:O	2:B:75:ILE:CB	8	1.77
(1,37)	1:A:104:ARG:O	2:B:75:ILE:CD1	8	1.77
(1,37)	1:A:104:ARG:O	2:B:75:ILE:CG1	8	1.77
(1,37)	1:A:104:ARG:O	2:B:75:ILE:CG2	8	1.77
(1,37)	1:A:104:ARG:O	2:B:75:ILE:H	8	1.77
(1,37)	1:A:104:ARG:O	2:B:75:ILE:HA	8	1.77
(1,37)	1:A:104:ARG:O	2:B:75:ILE:HB	8	1.77
(1,37)	1:A:104:ARG:O	2:B:75:ILE:HD11	8	1.77
(1,37)	1:A:104:ARG:O	2:B:75:ILE:HD12	8	1.77
(1,37)	1:A:104:ARG:O	2:B:75:ILE:HD13	8	1.77
(1,37)	1:A:104:ARG:O	2:B:75:ILE:HG12	8	1.77
(1,37)	1:A:104:ARG:O	2:B:75:ILE:HG13	8	1.77
(1,37)	1:A:104:ARG:O	2:B:75:ILE:HG21	8	1.77
(1,37)	1:A:104:ARG:O	2:B:75:ILE:HG22	8	1.77
(1,37)	1:A:104:ARG:O	2:B:75:ILE:HG23	8	1.77
(1,37)	1:A:104:ARG:O	2:B:75:ILE:N	8	1.77
(1,37)	1:A:104:ARG:O	2:B:75:ILE:O	8	1.77
(1,37)	1:A:104:ARG:O	2:B:77:ALA:C	8	1.77
(1,37)	1:A:104:ARG:O	2:B:77:ALA:CA	8	1.77
(1,37)	1:A:104:ARG:O	2:B:77:ALA:CB	8	1.77
(1,37)	1:A:104:ARG:O	2:B:77:ALA:H	8	1.77
(1,37)	1:A:104:ARG:O	2:B:77:ALA:HA	8	1.77
(1,37)	1:A:104:ARG:O	2:B:77:ALA:HB1	8	1.77
(1,37)	1:A:104:ARG:O	2:B:77:ALA:HB2	8	1.77
(1,37)	1:A:104:ARG:O	2:B:77:ALA:HB3	8	1.77
(1,37)	1:A:104:ARG:O	2:B:77:ALA:N	8	1.77
(1,37)	1:A:104:ARG:O	2:B:77:ALA:O	8	1.77
(1,37)	1:A:104:ARG:O	2:B:78:GLY:C	8	1.77
(1,37)	1:A:104:ARG:O	2:B:78:GLY:CA	8	1.77
(1,37)	1:A:104:ARG:O	2:B:78:GLY:H	8	1.77
(1,37)	1:A:104:ARG:O	2:B:78:GLY:HA2	8	1.77
(1,37)	1:A:104:ARG:O	2:B:78:GLY:HA3	8	1.77
(1,37)	1:A:104:ARG:O	2:B:78:GLY:N	8	1.77
(1,37)	1:A:104:ARG:O	2:B:78:GLY:O	8	1.77
(1,37)	1:A:104:ARG:O	2:B:79:LYS:C	8	1.77
(1,37)	1:A:104:ARG:O	2:B:79:LYS:CA	8	1.77
(1,37)	1:A:104:ARG:O	2:B:79:LYS:CB	8	1.77
(1,37)	1:A:104:ARG:O	2:B:79:LYS:CD	8	1.77
(1,37)	1:A:104:ARG:O	2:B:79:LYS:CE	8	1.77
(1,37)	1:A:104:ARG:O	2:B:79:LYS:CG	8	1.77
(1,37)	1:A:104:ARG:O	2:B:79:LYS:H	8	1.77
(1,37)	1:A:104:ARG:O	2:B:79:LYS:HA	8	1.77

*Continued on next page...*

*Continued from previous page...*

Key	Atom-1	Atom-2	Model ID	Violation (Å)
(1,37)	1:A:104:ARG:O	2:B:79:LYS:HB2	8	1.77
(1,37)	1:A:104:ARG:O	2:B:79:LYS:HB3	8	1.77
(1,37)	1:A:104:ARG:O	2:B:79:LYS:HD2	8	1.77
(1,37)	1:A:104:ARG:O	2:B:79:LYS:HD3	8	1.77
(1,37)	1:A:104:ARG:O	2:B:79:LYS:HE2	8	1.77
(1,37)	1:A:104:ARG:O	2:B:79:LYS:HE3	8	1.77
(1,37)	1:A:104:ARG:O	2:B:79:LYS:HG2	8	1.77
(1,37)	1:A:104:ARG:O	2:B:79:LYS:HG3	8	1.77
(1,37)	1:A:104:ARG:O	2:B:79:LYS:HZ1	8	1.77
(1,37)	1:A:104:ARG:O	2:B:79:LYS:HZ2	8	1.77
(1,37)	1:A:104:ARG:O	2:B:79:LYS:HZ3	8	1.77
(1,37)	1:A:104:ARG:O	2:B:79:LYS:N	8	1.77
(1,37)	1:A:104:ARG:O	2:B:79:LYS:NZ	8	1.77
(1,37)	1:A:104:ARG:O	2:B:79:LYS:O	8	1.77
(1,37)	1:A:104:ARG:O	2:B:80:ILE:C	8	1.77
(1,37)	1:A:104:ARG:O	2:B:80:ILE:CA	8	1.77
(1,37)	1:A:104:ARG:O	2:B:80:ILE:CB	8	1.77
(1,37)	1:A:104:ARG:O	2:B:80:ILE:CD1	8	1.77
(1,37)	1:A:104:ARG:O	2:B:80:ILE:CG1	8	1.77
(1,37)	1:A:104:ARG:O	2:B:80:ILE:CG2	8	1.77
(1,37)	1:A:104:ARG:O	2:B:80:ILE:H	8	1.77
(1,37)	1:A:104:ARG:O	2:B:80:ILE:HA	8	1.77
(1,37)	1:A:104:ARG:O	2:B:80:ILE:HB	8	1.77
(1,37)	1:A:104:ARG:O	2:B:80:ILE:HD11	8	1.77
(1,37)	1:A:104:ARG:O	2:B:80:ILE:HD12	8	1.77
(1,37)	1:A:104:ARG:O	2:B:80:ILE:HD13	8	1.77
(1,37)	1:A:104:ARG:O	2:B:80:ILE:HG12	8	1.77
(1,37)	1:A:104:ARG:O	2:B:80:ILE:HG13	8	1.77
(1,37)	1:A:104:ARG:O	2:B:80:ILE:HG21	8	1.77
(1,37)	1:A:104:ARG:O	2:B:80:ILE:HG22	8	1.77
(1,37)	1:A:104:ARG:O	2:B:80:ILE:HG23	8	1.77
(1,37)	1:A:104:ARG:O	2:B:80:ILE:N	8	1.77
(1,37)	1:A:104:ARG:O	2:B:80:ILE:O	8	1.77
(1,37)	1:A:104:ARG:O	2:B:84:GLN:C	8	1.77
(1,37)	1:A:104:ARG:O	2:B:84:GLN:CA	8	1.77
(1,37)	1:A:104:ARG:O	2:B:84:GLN:CB	8	1.77
(1,37)	1:A:104:ARG:O	2:B:84:GLN:CD	8	1.77
(1,37)	1:A:104:ARG:O	2:B:84:GLN:CG	8	1.77
(1,37)	1:A:104:ARG:O	2:B:84:GLN:H	8	1.77
(1,37)	1:A:104:ARG:O	2:B:84:GLN:HA	8	1.77
(1,37)	1:A:104:ARG:O	2:B:84:GLN:HB2	8	1.77
(1,37)	1:A:104:ARG:O	2:B:84:GLN:HB3	8	1.77

*Continued on next page...*

*Continued from previous page...*

Key	Atom-1	Atom-2	Model ID	Violation (Å)
(1,37)	1:A:104:ARG:O	2:B:84:GLN:HE21	8	1.77
(1,37)	1:A:104:ARG:O	2:B:84:GLN:HE22	8	1.77
(1,37)	1:A:104:ARG:O	2:B:84:GLN:HG2	8	1.77
(1,37)	1:A:104:ARG:O	2:B:84:GLN:HG3	8	1.77
(1,37)	1:A:104:ARG:O	2:B:84:GLN:N	8	1.77
(1,37)	1:A:104:ARG:O	2:B:84:GLN:NE2	8	1.77
(1,37)	1:A:104:ARG:O	2:B:84:GLN:O	8	1.77
(1,37)	1:A:104:ARG:O	2:B:84:GLN:OE1	8	1.77
(1,37)	1:A:104:ARG:O	2:B:97:THR:C	8	1.77
(1,37)	1:A:104:ARG:O	2:B:97:THR:CA	8	1.77
(1,37)	1:A:104:ARG:O	2:B:97:THR:CB	8	1.77
(1,37)	1:A:104:ARG:O	2:B:97:THR:CG2	8	1.77
(1,37)	1:A:104:ARG:O	2:B:97:THR:H	8	1.77
(1,37)	1:A:104:ARG:O	2:B:97:THR:HA	8	1.77
(1,37)	1:A:104:ARG:O	2:B:97:THR:HB	8	1.77
(1,37)	1:A:104:ARG:O	2:B:97:THR:HG1	8	1.77
(1,37)	1:A:104:ARG:O	2:B:97:THR:HG21	8	1.77
(1,37)	1:A:104:ARG:O	2:B:97:THR:HG22	8	1.77
(1,37)	1:A:104:ARG:O	2:B:97:THR:HG23	8	1.77
(1,37)	1:A:104:ARG:O	2:B:97:THR:N	8	1.77
(1,37)	1:A:104:ARG:O	2:B:97:THR:O	8	1.77
(1,37)	1:A:104:ARG:O	2:B:97:THR:OG1	8	1.77
(1,37)	1:A:104:ARG:O	2:B:99:HIS:C	8	1.77
(1,37)	1:A:104:ARG:O	2:B:99:HIS:CA	8	1.77
(1,37)	1:A:104:ARG:O	2:B:99:HIS:CB	8	1.77
(1,37)	1:A:104:ARG:O	2:B:99:HIS:CD2	8	1.77
(1,37)	1:A:104:ARG:O	2:B:99:HIS:CE1	8	1.77
(1,37)	1:A:104:ARG:O	2:B:99:HIS:CG	8	1.77
(1,37)	1:A:104:ARG:O	2:B:99:HIS:H	8	1.77
(1,37)	1:A:104:ARG:O	2:B:99:HIS:HA	8	1.77
(1,37)	1:A:104:ARG:O	2:B:99:HIS:HB2	8	1.77
(1,37)	1:A:104:ARG:O	2:B:99:HIS:HB3	8	1.77
(1,37)	1:A:104:ARG:O	2:B:99:HIS:HD1	8	1.77
(1,37)	1:A:104:ARG:O	2:B:99:HIS:HD2	8	1.77
(1,37)	1:A:104:ARG:O	2:B:99:HIS:HE1	8	1.77
(1,37)	1:A:104:ARG:O	2:B:99:HIS:HE2	8	1.77
(1,37)	1:A:104:ARG:O	2:B:99:HIS:N	8	1.77
(1,37)	1:A:104:ARG:O	2:B:99:HIS:ND1	8	1.77
(1,37)	1:A:104:ARG:O	2:B:99:HIS:NE2	8	1.77
(1,37)	1:A:104:ARG:O	2:B:99:HIS:O	8	1.77
(1,37)	1:A:104:ARG:O	2:B:101:VAL:C	8	1.77
(1,37)	1:A:104:ARG:O	2:B:101:VAL:CA	8	1.77

*Continued on next page...*

*Continued from previous page...*

Key	Atom-1	Atom-2	Model ID	Violation (Å)
(1,37)	1:A:104:ARG:O	2:B:101:VAL:CB	8	1.77
(1,37)	1:A:104:ARG:O	2:B:101:VAL:CG1	8	1.77
(1,37)	1:A:104:ARG:O	2:B:101:VAL:CG2	8	1.77
(1,37)	1:A:104:ARG:O	2:B:101:VAL:H	8	1.77
(1,37)	1:A:104:ARG:O	2:B:101:VAL:HA	8	1.77
(1,37)	1:A:104:ARG:O	2:B:101:VAL:HB	8	1.77
(1,37)	1:A:104:ARG:O	2:B:101:VAL:HG11	8	1.77
(1,37)	1:A:104:ARG:O	2:B:101:VAL:HG12	8	1.77
(1,37)	1:A:104:ARG:O	2:B:101:VAL:HG13	8	1.77
(1,37)	1:A:104:ARG:O	2:B:101:VAL:HG21	8	1.77
(1,37)	1:A:104:ARG:O	2:B:101:VAL:HG22	8	1.77
(1,37)	1:A:104:ARG:O	2:B:101:VAL:HG23	8	1.77
(1,37)	1:A:104:ARG:O	2:B:101:VAL:N	8	1.77
(1,37)	1:A:104:ARG:O	2:B:101:VAL:O	8	1.77
(1,33)	1:A:55:SER:C	2:B:75:ILE:C	2	1.77
(1,33)	1:A:55:SER:C	2:B:75:ILE:CA	2	1.77
(1,33)	1:A:55:SER:C	2:B:75:ILE:CB	2	1.77
(1,33)	1:A:55:SER:C	2:B:75:ILE:CD1	2	1.77
(1,33)	1:A:55:SER:C	2:B:75:ILE:CG1	2	1.77
(1,33)	1:A:55:SER:C	2:B:75:ILE:CG2	2	1.77
(1,33)	1:A:55:SER:C	2:B:75:ILE:H	2	1.77
(1,33)	1:A:55:SER:C	2:B:75:ILE:HA	2	1.77
(1,33)	1:A:55:SER:C	2:B:75:ILE:HB	2	1.77
(1,33)	1:A:55:SER:C	2:B:75:ILE:HD11	2	1.77
(1,33)	1:A:55:SER:C	2:B:75:ILE:HD12	2	1.77
(1,33)	1:A:55:SER:C	2:B:75:ILE:HD13	2	1.77
(1,33)	1:A:55:SER:C	2:B:75:ILE:HG12	2	1.77
(1,33)	1:A:55:SER:C	2:B:75:ILE:HG13	2	1.77
(1,33)	1:A:55:SER:C	2:B:75:ILE:HG21	2	1.77
(1,33)	1:A:55:SER:C	2:B:75:ILE:HG22	2	1.77
(1,33)	1:A:55:SER:C	2:B:75:ILE:HG23	2	1.77
(1,33)	1:A:55:SER:C	2:B:75:ILE:N	2	1.77
(1,33)	1:A:55:SER:C	2:B:75:ILE:O	2	1.77
(1,33)	1:A:55:SER:C	2:B:77:ALA:C	2	1.77
(1,33)	1:A:55:SER:C	2:B:77:ALA:CA	2	1.77
(1,33)	1:A:55:SER:C	2:B:77:ALA:CB	2	1.77
(1,33)	1:A:55:SER:C	2:B:77:ALA:H	2	1.77
(1,33)	1:A:55:SER:C	2:B:77:ALA:HA	2	1.77
(1,33)	1:A:55:SER:C	2:B:77:ALA:HB1	2	1.77
(1,33)	1:A:55:SER:C	2:B:77:ALA:HB2	2	1.77
(1,33)	1:A:55:SER:C	2:B:77:ALA:HB3	2	1.77
(1,33)	1:A:55:SER:C	2:B:77:ALA:N	2	1.77

*Continued on next page...*

*Continued from previous page...*

Key	Atom-1	Atom-2	Model ID	Violation (Å)
(1,33)	1:A:55:SER:C	2:B:77:ALA:O	2	1.77
(1,33)	1:A:55:SER:C	2:B:78:GLY:C	2	1.77
(1,33)	1:A:55:SER:C	2:B:78:GLY:CA	2	1.77
(1,33)	1:A:55:SER:C	2:B:78:GLY:H	2	1.77
(1,33)	1:A:55:SER:C	2:B:78:GLY:HA2	2	1.77
(1,33)	1:A:55:SER:C	2:B:78:GLY:HA3	2	1.77
(1,33)	1:A:55:SER:C	2:B:78:GLY:N	2	1.77
(1,33)	1:A:55:SER:C	2:B:78:GLY:O	2	1.77
(1,33)	1:A:55:SER:C	2:B:79:LYS:C	2	1.77
(1,33)	1:A:55:SER:C	2:B:79:LYS:CA	2	1.77
(1,33)	1:A:55:SER:C	2:B:79:LYS:CB	2	1.77
(1,33)	1:A:55:SER:C	2:B:79:LYS:CD	2	1.77
(1,33)	1:A:55:SER:C	2:B:79:LYS:CE	2	1.77
(1,33)	1:A:55:SER:C	2:B:79:LYS:CG	2	1.77
(1,33)	1:A:55:SER:C	2:B:79:LYS:H	2	1.77
(1,33)	1:A:55:SER:C	2:B:79:LYS:HA	2	1.77
(1,33)	1:A:55:SER:C	2:B:79:LYS:HB2	2	1.77
(1,33)	1:A:55:SER:C	2:B:79:LYS:HB3	2	1.77
(1,33)	1:A:55:SER:C	2:B:79:LYS:HD2	2	1.77
(1,33)	1:A:55:SER:C	2:B:79:LYS:HD3	2	1.77
(1,33)	1:A:55:SER:C	2:B:79:LYS:HE2	2	1.77
(1,33)	1:A:55:SER:C	2:B:79:LYS:HE3	2	1.77
(1,33)	1:A:55:SER:C	2:B:79:LYS:HG2	2	1.77
(1,33)	1:A:55:SER:C	2:B:79:LYS:HG3	2	1.77
(1,33)	1:A:55:SER:C	2:B:79:LYS:HZ1	2	1.77
(1,33)	1:A:55:SER:C	2:B:79:LYS:HZ2	2	1.77
(1,33)	1:A:55:SER:C	2:B:79:LYS:HZ3	2	1.77
(1,33)	1:A:55:SER:C	2:B:79:LYS:N	2	1.77
(1,33)	1:A:55:SER:C	2:B:79:LYS:NZ	2	1.77
(1,33)	1:A:55:SER:C	2:B:79:LYS:O	2	1.77
(1,33)	1:A:55:SER:C	2:B:80:ILE:C	2	1.77
(1,33)	1:A:55:SER:C	2:B:80:ILE:CA	2	1.77
(1,33)	1:A:55:SER:C	2:B:80:ILE:CB	2	1.77
(1,33)	1:A:55:SER:C	2:B:80:ILE:CD1	2	1.77
(1,33)	1:A:55:SER:C	2:B:80:ILE:CG1	2	1.77
(1,33)	1:A:55:SER:C	2:B:80:ILE:CG2	2	1.77
(1,33)	1:A:55:SER:C	2:B:80:ILE:H	2	1.77
(1,33)	1:A:55:SER:C	2:B:80:ILE:HA	2	1.77
(1,33)	1:A:55:SER:C	2:B:80:ILE:HB	2	1.77
(1,33)	1:A:55:SER:C	2:B:80:ILE:HD11	2	1.77
(1,33)	1:A:55:SER:C	2:B:80:ILE:HD12	2	1.77
(1,33)	1:A:55:SER:C	2:B:80:ILE:HD13	2	1.77

*Continued on next page...*



*Continued from previous page...*

Key	Atom-1	Atom-2	Model ID	Violation (Å)
(1,33)	1:A:55:SER:C	2:B:80:ILE:HG12	2	1.77
(1,33)	1:A:55:SER:C	2:B:80:ILE:HG13	2	1.77
(1,33)	1:A:55:SER:C	2:B:80:ILE:HG21	2	1.77
(1,33)	1:A:55:SER:C	2:B:80:ILE:HG22	2	1.77
(1,33)	1:A:55:SER:C	2:B:80:ILE:HG23	2	1.77
(1,33)	1:A:55:SER:C	2:B:80:ILE:N	2	1.77
(1,33)	1:A:55:SER:C	2:B:80:ILE:O	2	1.77
(1,33)	1:A:55:SER:C	2:B:84:GLN:C	2	1.77
(1,33)	1:A:55:SER:C	2:B:84:GLN:CA	2	1.77
(1,33)	1:A:55:SER:C	2:B:84:GLN:CB	2	1.77
(1,33)	1:A:55:SER:C	2:B:84:GLN:CD	2	1.77
(1,33)	1:A:55:SER:C	2:B:84:GLN:CG	2	1.77
(1,33)	1:A:55:SER:C	2:B:84:GLN:H	2	1.77
(1,33)	1:A:55:SER:C	2:B:84:GLN:HA	2	1.77
(1,33)	1:A:55:SER:C	2:B:84:GLN:HB2	2	1.77
(1,33)	1:A:55:SER:C	2:B:84:GLN:HB3	2	1.77
(1,33)	1:A:55:SER:C	2:B:84:GLN:HE21	2	1.77
(1,33)	1:A:55:SER:C	2:B:84:GLN:HE22	2	1.77
(1,33)	1:A:55:SER:C	2:B:84:GLN:HG2	2	1.77
(1,33)	1:A:55:SER:C	2:B:84:GLN:HG3	2	1.77
(1,33)	1:A:55:SER:C	2:B:84:GLN:N	2	1.77
(1,33)	1:A:55:SER:C	2:B:84:GLN:NE2	2	1.77
(1,33)	1:A:55:SER:C	2:B:84:GLN:O	2	1.77
(1,33)	1:A:55:SER:C	2:B:84:GLN:OE1	2	1.77
(1,33)	1:A:55:SER:C	2:B:97:THR:C	2	1.77
(1,33)	1:A:55:SER:C	2:B:97:THR:CA	2	1.77
(1,33)	1:A:55:SER:C	2:B:97:THR:CB	2	1.77
(1,33)	1:A:55:SER:C	2:B:97:THR:CG2	2	1.77
(1,33)	1:A:55:SER:C	2:B:97:THR:H	2	1.77
(1,33)	1:A:55:SER:C	2:B:97:THR:HA	2	1.77
(1,33)	1:A:55:SER:C	2:B:97:THR:HB	2	1.77
(1,33)	1:A:55:SER:C	2:B:97:THR:HG1	2	1.77
(1,33)	1:A:55:SER:C	2:B:97:THR:HG21	2	1.77
(1,33)	1:A:55:SER:C	2:B:97:THR:HG22	2	1.77
(1,33)	1:A:55:SER:C	2:B:97:THR:HG23	2	1.77
(1,33)	1:A:55:SER:C	2:B:97:THR:N	2	1.77
(1,33)	1:A:55:SER:C	2:B:97:THR:O	2	1.77
(1,33)	1:A:55:SER:C	2:B:97:THR:OG1	2	1.77
(1,33)	1:A:55:SER:C	2:B:99:HIS:C	2	1.77
(1,33)	1:A:55:SER:C	2:B:99:HIS:CA	2	1.77
(1,33)	1:A:55:SER:C	2:B:99:HIS:CB	2	1.77
(1,33)	1:A:55:SER:C	2:B:99:HIS:CD2	2	1.77

*Continued on next page...*

*Continued from previous page...*

Key	Atom-1	Atom-2	Model ID	Violation (Å)
(1,33)	1:A:55:SER:C	2:B:99:HIS:CE1	2	1.77
(1,33)	1:A:55:SER:C	2:B:99:HIS:CG	2	1.77
(1,33)	1:A:55:SER:C	2:B:99:HIS:H	2	1.77
(1,33)	1:A:55:SER:C	2:B:99:HIS:HA	2	1.77
(1,33)	1:A:55:SER:C	2:B:99:HIS:HB2	2	1.77
(1,33)	1:A:55:SER:C	2:B:99:HIS:HB3	2	1.77
(1,33)	1:A:55:SER:C	2:B:99:HIS:HD1	2	1.77
(1,33)	1:A:55:SER:C	2:B:99:HIS:HD2	2	1.77
(1,33)	1:A:55:SER:C	2:B:99:HIS:HE1	2	1.77
(1,33)	1:A:55:SER:C	2:B:99:HIS:HE2	2	1.77
(1,33)	1:A:55:SER:C	2:B:99:HIS:N	2	1.77
(1,33)	1:A:55:SER:C	2:B:99:HIS:ND1	2	1.77
(1,33)	1:A:55:SER:C	2:B:99:HIS:NE2	2	1.77
(1,33)	1:A:55:SER:C	2:B:99:HIS:O	2	1.77
(1,33)	1:A:55:SER:C	2:B:101:VAL:C	2	1.77
(1,33)	1:A:55:SER:C	2:B:101:VAL:CA	2	1.77
(1,33)	1:A:55:SER:C	2:B:101:VAL:CB	2	1.77
(1,33)	1:A:55:SER:C	2:B:101:VAL:CG1	2	1.77
(1,33)	1:A:55:SER:C	2:B:101:VAL:CG2	2	1.77
(1,33)	1:A:55:SER:C	2:B:101:VAL:H	2	1.77
(1,33)	1:A:55:SER:C	2:B:101:VAL:HA	2	1.77
(1,33)	1:A:55:SER:C	2:B:101:VAL:HB	2	1.77
(1,33)	1:A:55:SER:C	2:B:101:VAL:HG11	2	1.77
(1,33)	1:A:55:SER:C	2:B:101:VAL:HG12	2	1.77
(1,33)	1:A:55:SER:C	2:B:101:VAL:HG13	2	1.77
(1,33)	1:A:55:SER:C	2:B:101:VAL:HG21	2	1.77
(1,33)	1:A:55:SER:C	2:B:101:VAL:HG22	2	1.77
(1,33)	1:A:55:SER:C	2:B:101:VAL:HG23	2	1.77
(1,33)	1:A:55:SER:C	2:B:101:VAL:N	2	1.77
(1,33)	1:A:55:SER:C	2:B:101:VAL:O	2	1.77
(1,33)	1:A:55:SER:CA	2:B:75:ILE:C	2	1.77
(1,33)	1:A:55:SER:CA	2:B:75:ILE:CA	2	1.77
(1,33)	1:A:55:SER:CA	2:B:75:ILE:CB	2	1.77
(1,33)	1:A:55:SER:CA	2:B:75:ILE:CD1	2	1.77
(1,33)	1:A:55:SER:CA	2:B:75:ILE:CG1	2	1.77
(1,33)	1:A:55:SER:CA	2:B:75:ILE:CG2	2	1.77
(1,33)	1:A:55:SER:CA	2:B:75:ILE:H	2	1.77
(1,33)	1:A:55:SER:CA	2:B:75:ILE:HA	2	1.77
(1,33)	1:A:55:SER:CA	2:B:75:ILE:HB	2	1.77
(1,33)	1:A:55:SER:CA	2:B:75:ILE:HD11	2	1.77
(1,33)	1:A:55:SER:CA	2:B:75:ILE:HD12	2	1.77
(1,33)	1:A:55:SER:CA	2:B:75:ILE:HD13	2	1.77

*Continued on next page...*

*Continued from previous page...*

Key	Atom-1	Atom-2	Model ID	Violation (Å)
(1,33)	1:A:55:SER:CA	2:B:75:ILE:HG12	2	1.77
(1,33)	1:A:55:SER:CA	2:B:75:ILE:HG13	2	1.77
(1,33)	1:A:55:SER:CA	2:B:75:ILE:HG21	2	1.77
(1,33)	1:A:55:SER:CA	2:B:75:ILE:HG22	2	1.77
(1,33)	1:A:55:SER:CA	2:B:75:ILE:HG23	2	1.77
(1,33)	1:A:55:SER:CA	2:B:75:ILE:N	2	1.77
(1,33)	1:A:55:SER:CA	2:B:75:ILE:O	2	1.77
(1,33)	1:A:55:SER:CA	2:B:77:ALA:C	2	1.77
(1,33)	1:A:55:SER:CA	2:B:77:ALA:CA	2	1.77
(1,33)	1:A:55:SER:CA	2:B:77:ALA:CB	2	1.77
(1,33)	1:A:55:SER:CA	2:B:77:ALA:H	2	1.77
(1,33)	1:A:55:SER:CA	2:B:77:ALA:HA	2	1.77
(1,33)	1:A:55:SER:CA	2:B:77:ALA:HB1	2	1.77
(1,33)	1:A:55:SER:CA	2:B:77:ALA:HB2	2	1.77
(1,33)	1:A:55:SER:CA	2:B:77:ALA:HB3	2	1.77
(1,33)	1:A:55:SER:CA	2:B:77:ALA:N	2	1.77
(1,33)	1:A:55:SER:CA	2:B:77:ALA:O	2	1.77
(1,33)	1:A:55:SER:CA	2:B:78:GLY:C	2	1.77
(1,33)	1:A:55:SER:CA	2:B:78:GLY:CA	2	1.77
(1,33)	1:A:55:SER:CA	2:B:78:GLY:H	2	1.77
(1,33)	1:A:55:SER:CA	2:B:78:GLY:HA2	2	1.77
(1,33)	1:A:55:SER:CA	2:B:78:GLY:HA3	2	1.77
(1,33)	1:A:55:SER:CA	2:B:78:GLY:N	2	1.77
(1,33)	1:A:55:SER:CA	2:B:78:GLY:O	2	1.77
(1,33)	1:A:55:SER:CA	2:B:79:LYS:C	2	1.77
(1,33)	1:A:55:SER:CA	2:B:79:LYS:CA	2	1.77
(1,33)	1:A:55:SER:CA	2:B:79:LYS:CB	2	1.77
(1,33)	1:A:55:SER:CA	2:B:79:LYS:CD	2	1.77
(1,33)	1:A:55:SER:CA	2:B:79:LYS:CE	2	1.77
(1,33)	1:A:55:SER:CA	2:B:79:LYS:CG	2	1.77
(1,33)	1:A:55:SER:CA	2:B:79:LYS:H	2	1.77
(1,33)	1:A:55:SER:CA	2:B:79:LYS:HA	2	1.77
(1,33)	1:A:55:SER:CA	2:B:79:LYS:HB2	2	1.77
(1,33)	1:A:55:SER:CA	2:B:79:LYS:HB3	2	1.77
(1,33)	1:A:55:SER:CA	2:B:79:LYS:HD2	2	1.77
(1,33)	1:A:55:SER:CA	2:B:79:LYS:HD3	2	1.77
(1,33)	1:A:55:SER:CA	2:B:79:LYS:HE2	2	1.77
(1,33)	1:A:55:SER:CA	2:B:79:LYS:HE3	2	1.77
(1,33)	1:A:55:SER:CA	2:B:79:LYS:HG2	2	1.77
(1,33)	1:A:55:SER:CA	2:B:79:LYS:HG3	2	1.77
(1,33)	1:A:55:SER:CA	2:B:79:LYS:HZ1	2	1.77
(1,33)	1:A:55:SER:CA	2:B:79:LYS:HZ2	2	1.77

*Continued on next page...*

*Continued from previous page...*

Key	Atom-1	Atom-2	Model ID	Violation (Å)
(1,33)	1:A:55:SER:CA	2:B:79:LYS:HZ3	2	1.77
(1,33)	1:A:55:SER:CA	2:B:79:LYS:N	2	1.77
(1,33)	1:A:55:SER:CA	2:B:79:LYS:NZ	2	1.77
(1,33)	1:A:55:SER:CA	2:B:79:LYS:O	2	1.77
(1,33)	1:A:55:SER:CA	2:B:80:ILE:C	2	1.77
(1,33)	1:A:55:SER:CA	2:B:80:ILE:CA	2	1.77
(1,33)	1:A:55:SER:CA	2:B:80:ILE:CB	2	1.77
(1,33)	1:A:55:SER:CA	2:B:80:ILE:CD1	2	1.77
(1,33)	1:A:55:SER:CA	2:B:80:ILE:CG1	2	1.77
(1,33)	1:A:55:SER:CA	2:B:80:ILE:CG2	2	1.77
(1,33)	1:A:55:SER:CA	2:B:80:ILE:H	2	1.77
(1,33)	1:A:55:SER:CA	2:B:80:ILE:HA	2	1.77
(1,33)	1:A:55:SER:CA	2:B:80:ILE:HB	2	1.77
(1,33)	1:A:55:SER:CA	2:B:80:ILE:HD11	2	1.77
(1,33)	1:A:55:SER:CA	2:B:80:ILE:HD12	2	1.77
(1,33)	1:A:55:SER:CA	2:B:80:ILE:HD13	2	1.77
(1,33)	1:A:55:SER:CA	2:B:80:ILE:HG12	2	1.77
(1,33)	1:A:55:SER:CA	2:B:80:ILE:HG13	2	1.77
(1,33)	1:A:55:SER:CA	2:B:80:ILE:HG21	2	1.77
(1,33)	1:A:55:SER:CA	2:B:80:ILE:HG22	2	1.77
(1,33)	1:A:55:SER:CA	2:B:80:ILE:HG23	2	1.77
(1,33)	1:A:55:SER:CA	2:B:80:ILE:N	2	1.77
(1,33)	1:A:55:SER:CA	2:B:80:ILE:O	2	1.77
(1,33)	1:A:55:SER:CA	2:B:84:GLN:C	2	1.77
(1,33)	1:A:55:SER:CA	2:B:84:GLN:CA	2	1.77
(1,33)	1:A:55:SER:CA	2:B:84:GLN:CB	2	1.77
(1,33)	1:A:55:SER:CA	2:B:84:GLN:CD	2	1.77
(1,33)	1:A:55:SER:CA	2:B:84:GLN:CG	2	1.77
(1,33)	1:A:55:SER:CA	2:B:84:GLN:H	2	1.77
(1,33)	1:A:55:SER:CA	2:B:84:GLN:HA	2	1.77
(1,33)	1:A:55:SER:CA	2:B:84:GLN:HB2	2	1.77
(1,33)	1:A:55:SER:CA	2:B:84:GLN:HB3	2	1.77
(1,33)	1:A:55:SER:CA	2:B:84:GLN:HE21	2	1.77
(1,33)	1:A:55:SER:CA	2:B:84:GLN:HE22	2	1.77
(1,33)	1:A:55:SER:CA	2:B:84:GLN:HG2	2	1.77
(1,33)	1:A:55:SER:CA	2:B:84:GLN:HG3	2	1.77
(1,33)	1:A:55:SER:CA	2:B:84:GLN:N	2	1.77
(1,33)	1:A:55:SER:CA	2:B:84:GLN:NE2	2	1.77
(1,33)	1:A:55:SER:CA	2:B:84:GLN:O	2	1.77
(1,33)	1:A:55:SER:CA	2:B:84:GLN:OE1	2	1.77
(1,33)	1:A:55:SER:CA	2:B:97:THR:C	2	1.77
(1,33)	1:A:55:SER:CA	2:B:97:THR:CA	2	1.77

*Continued on next page...*

*Continued from previous page...*

Key	Atom-1	Atom-2	Model ID	Violation (Å)
(1,33)	1:A:55:SER:CA	2:B:97:THR:CB	2	1.77
(1,33)	1:A:55:SER:CA	2:B:97:THR:CG2	2	1.77
(1,33)	1:A:55:SER:CA	2:B:97:THR:H	2	1.77
(1,33)	1:A:55:SER:CA	2:B:97:THR:HA	2	1.77
(1,33)	1:A:55:SER:CA	2:B:97:THR:HB	2	1.77
(1,33)	1:A:55:SER:CA	2:B:97:THR:HG1	2	1.77
(1,33)	1:A:55:SER:CA	2:B:97:THR:HG21	2	1.77
(1,33)	1:A:55:SER:CA	2:B:97:THR:HG22	2	1.77
(1,33)	1:A:55:SER:CA	2:B:97:THR:HG23	2	1.77
(1,33)	1:A:55:SER:CA	2:B:97:THR:N	2	1.77
(1,33)	1:A:55:SER:CA	2:B:97:THR:O	2	1.77
(1,33)	1:A:55:SER:CA	2:B:97:THR:OG1	2	1.77
(1,33)	1:A:55:SER:CA	2:B:99:HIS:C	2	1.77
(1,33)	1:A:55:SER:CA	2:B:99:HIS:CA	2	1.77
(1,33)	1:A:55:SER:CA	2:B:99:HIS:CB	2	1.77
(1,33)	1:A:55:SER:CA	2:B:99:HIS:CD2	2	1.77
(1,33)	1:A:55:SER:CA	2:B:99:HIS:CE1	2	1.77
(1,33)	1:A:55:SER:CA	2:B:99:HIS:CG	2	1.77
(1,33)	1:A:55:SER:CA	2:B:99:HIS:H	2	1.77
(1,33)	1:A:55:SER:CA	2:B:99:HIS:HA	2	1.77
(1,33)	1:A:55:SER:CA	2:B:99:HIS:HB2	2	1.77
(1,33)	1:A:55:SER:CA	2:B:99:HIS:HB3	2	1.77
(1,33)	1:A:55:SER:CA	2:B:99:HIS:HD1	2	1.77
(1,33)	1:A:55:SER:CA	2:B:99:HIS:HD2	2	1.77
(1,33)	1:A:55:SER:CA	2:B:99:HIS:HE1	2	1.77
(1,33)	1:A:55:SER:CA	2:B:99:HIS:HE2	2	1.77
(1,33)	1:A:55:SER:CA	2:B:99:HIS:N	2	1.77
(1,33)	1:A:55:SER:CA	2:B:99:HIS:ND1	2	1.77
(1,33)	1:A:55:SER:CA	2:B:99:HIS:NE2	2	1.77
(1,33)	1:A:55:SER:CA	2:B:99:HIS:O	2	1.77
(1,33)	1:A:55:SER:CA	2:B:101:VAL:C	2	1.77
(1,33)	1:A:55:SER:CA	2:B:101:VAL:CA	2	1.77
(1,33)	1:A:55:SER:CA	2:B:101:VAL:CB	2	1.77
(1,33)	1:A:55:SER:CA	2:B:101:VAL:CG1	2	1.77
(1,33)	1:A:55:SER:CA	2:B:101:VAL:CG2	2	1.77
(1,33)	1:A:55:SER:CA	2:B:101:VAL:H	2	1.77
(1,33)	1:A:55:SER:CA	2:B:101:VAL:HA	2	1.77
(1,33)	1:A:55:SER:CA	2:B:101:VAL:HB	2	1.77
(1,33)	1:A:55:SER:CA	2:B:101:VAL:HG11	2	1.77
(1,33)	1:A:55:SER:CA	2:B:101:VAL:HG12	2	1.77
(1,33)	1:A:55:SER:CA	2:B:101:VAL:HG13	2	1.77
(1,33)	1:A:55:SER:CA	2:B:101:VAL:HG21	2	1.77

*Continued on next page...*

*Continued from previous page...*

Key	Atom-1	Atom-2	Model ID	Violation (Å)
(1,33)	1:A:55:SER:CA	2:B:101:VAL:HG22	2	1.77
(1,33)	1:A:55:SER:CA	2:B:101:VAL:HG23	2	1.77
(1,33)	1:A:55:SER:CA	2:B:101:VAL:N	2	1.77
(1,33)	1:A:55:SER:CA	2:B:101:VAL:O	2	1.77
(1,33)	1:A:55:SER:CB	2:B:75:ILE:C	2	1.77
(1,33)	1:A:55:SER:CB	2:B:75:ILE:CA	2	1.77
(1,33)	1:A:55:SER:CB	2:B:75:ILE:CB	2	1.77
(1,33)	1:A:55:SER:CB	2:B:75:ILE:CD1	2	1.77
(1,33)	1:A:55:SER:CB	2:B:75:ILE:CG1	2	1.77
(1,33)	1:A:55:SER:CB	2:B:75:ILE:CG2	2	1.77
(1,33)	1:A:55:SER:CB	2:B:75:ILE:H	2	1.77
(1,33)	1:A:55:SER:CB	2:B:75:ILE:HA	2	1.77
(1,33)	1:A:55:SER:CB	2:B:75:ILE:HB	2	1.77
(1,33)	1:A:55:SER:CB	2:B:75:ILE:HD11	2	1.77
(1,33)	1:A:55:SER:CB	2:B:75:ILE:HD12	2	1.77
(1,33)	1:A:55:SER:CB	2:B:75:ILE:HD13	2	1.77
(1,33)	1:A:55:SER:CB	2:B:75:ILE:HG12	2	1.77
(1,33)	1:A:55:SER:CB	2:B:75:ILE:HG13	2	1.77
(1,33)	1:A:55:SER:CB	2:B:75:ILE:HG21	2	1.77
(1,33)	1:A:55:SER:CB	2:B:75:ILE:HG22	2	1.77
(1,33)	1:A:55:SER:CB	2:B:75:ILE:HG23	2	1.77
(1,33)	1:A:55:SER:CB	2:B:75:ILE:N	2	1.77
(1,33)	1:A:55:SER:CB	2:B:75:ILE:O	2	1.77
(1,33)	1:A:55:SER:CB	2:B:77:ALA:C	2	1.77
(1,33)	1:A:55:SER:CB	2:B:77:ALA:CA	2	1.77
(1,33)	1:A:55:SER:CB	2:B:77:ALA:CB	2	1.77
(1,33)	1:A:55:SER:CB	2:B:77:ALA:H	2	1.77
(1,33)	1:A:55:SER:CB	2:B:77:ALA:HA	2	1.77
(1,33)	1:A:55:SER:CB	2:B:77:ALA:HB1	2	1.77
(1,33)	1:A:55:SER:CB	2:B:77:ALA:HB2	2	1.77
(1,33)	1:A:55:SER:CB	2:B:77:ALA:HB3	2	1.77
(1,33)	1:A:55:SER:CB	2:B:77:ALA:N	2	1.77
(1,33)	1:A:55:SER:CB	2:B:77:ALA:O	2	1.77
(1,33)	1:A:55:SER:CB	2:B:78:GLY:C	2	1.77
(1,33)	1:A:55:SER:CB	2:B:78:GLY:CA	2	1.77
(1,33)	1:A:55:SER:CB	2:B:78:GLY:H	2	1.77
(1,33)	1:A:55:SER:CB	2:B:78:GLY:HA2	2	1.77
(1,33)	1:A:55:SER:CB	2:B:78:GLY:HA3	2	1.77
(1,33)	1:A:55:SER:CB	2:B:78:GLY:N	2	1.77
(1,33)	1:A:55:SER:CB	2:B:78:GLY:O	2	1.77
(1,33)	1:A:55:SER:CB	2:B:79:LYS:C	2	1.77
(1,33)	1:A:55:SER:CB	2:B:79:LYS:CA	2	1.77

*Continued on next page...*

*Continued from previous page...*

Key	Atom-1	Atom-2	Model ID	Violation (Å)
(1,33)	1:A:55:SER:CB	2:B:79:LYS:CB	2	1.77
(1,33)	1:A:55:SER:CB	2:B:79:LYS:CD	2	1.77
(1,33)	1:A:55:SER:CB	2:B:79:LYS:CE	2	1.77
(1,33)	1:A:55:SER:CB	2:B:79:LYS:CG	2	1.77
(1,33)	1:A:55:SER:CB	2:B:79:LYS:H	2	1.77
(1,33)	1:A:55:SER:CB	2:B:79:LYS:HA	2	1.77
(1,33)	1:A:55:SER:CB	2:B:79:LYS:HB2	2	1.77
(1,33)	1:A:55:SER:CB	2:B:79:LYS:HB3	2	1.77
(1,33)	1:A:55:SER:CB	2:B:79:LYS:HD2	2	1.77
(1,33)	1:A:55:SER:CB	2:B:79:LYS:HD3	2	1.77
(1,33)	1:A:55:SER:CB	2:B:79:LYS:HE2	2	1.77
(1,33)	1:A:55:SER:CB	2:B:79:LYS:HE3	2	1.77
(1,33)	1:A:55:SER:CB	2:B:79:LYS:HG2	2	1.77
(1,33)	1:A:55:SER:CB	2:B:79:LYS:HG3	2	1.77
(1,33)	1:A:55:SER:CB	2:B:79:LYS:HZ1	2	1.77
(1,33)	1:A:55:SER:CB	2:B:79:LYS:HZ2	2	1.77
(1,33)	1:A:55:SER:CB	2:B:79:LYS:HZ3	2	1.77
(1,33)	1:A:55:SER:CB	2:B:79:LYS:N	2	1.77
(1,33)	1:A:55:SER:CB	2:B:79:LYS:NZ	2	1.77
(1,33)	1:A:55:SER:CB	2:B:79:LYS:O	2	1.77
(1,33)	1:A:55:SER:CB	2:B:80:ILE:C	2	1.77
(1,33)	1:A:55:SER:CB	2:B:80:ILE:CA	2	1.77
(1,33)	1:A:55:SER:CB	2:B:80:ILE:CB	2	1.77
(1,33)	1:A:55:SER:CB	2:B:80:ILE:CD1	2	1.77
(1,33)	1:A:55:SER:CB	2:B:80:ILE:CG1	2	1.77
(1,33)	1:A:55:SER:CB	2:B:80:ILE:CG2	2	1.77
(1,33)	1:A:55:SER:CB	2:B:80:ILE:H	2	1.77
(1,33)	1:A:55:SER:CB	2:B:80:ILE:HA	2	1.77
(1,33)	1:A:55:SER:CB	2:B:80:ILE:HB	2	1.77
(1,33)	1:A:55:SER:CB	2:B:80:ILE:HD11	2	1.77
(1,33)	1:A:55:SER:CB	2:B:80:ILE:HD12	2	1.77
(1,33)	1:A:55:SER:CB	2:B:80:ILE:HD13	2	1.77
(1,33)	1:A:55:SER:CB	2:B:80:ILE:HG12	2	1.77
(1,33)	1:A:55:SER:CB	2:B:80:ILE:HG13	2	1.77
(1,33)	1:A:55:SER:CB	2:B:80:ILE:HG21	2	1.77
(1,33)	1:A:55:SER:CB	2:B:80:ILE:HG22	2	1.77
(1,33)	1:A:55:SER:CB	2:B:80:ILE:HG23	2	1.77
(1,33)	1:A:55:SER:CB	2:B:80:ILE:N	2	1.77
(1,33)	1:A:55:SER:CB	2:B:80:ILE:O	2	1.77
(1,33)	1:A:55:SER:CB	2:B:84:GLN:C	2	1.77
(1,33)	1:A:55:SER:CB	2:B:84:GLN:CA	2	1.77
(1,33)	1:A:55:SER:CB	2:B:84:GLN:CB	2	1.77

*Continued on next page...*

*Continued from previous page...*

Key	Atom-1	Atom-2	Model ID	Violation (Å)
(1,33)	1:A:55:SER:CB	2:B:84:GLN:CD	2	1.77
(1,33)	1:A:55:SER:CB	2:B:84:GLN:CG	2	1.77
(1,33)	1:A:55:SER:CB	2:B:84:GLN:H	2	1.77
(1,33)	1:A:55:SER:CB	2:B:84:GLN:HA	2	1.77
(1,33)	1:A:55:SER:CB	2:B:84:GLN:HB2	2	1.77
(1,33)	1:A:55:SER:CB	2:B:84:GLN:HB3	2	1.77
(1,33)	1:A:55:SER:CB	2:B:84:GLN:HE21	2	1.77
(1,33)	1:A:55:SER:CB	2:B:84:GLN:HE22	2	1.77
(1,33)	1:A:55:SER:CB	2:B:84:GLN:HG2	2	1.77
(1,33)	1:A:55:SER:CB	2:B:84:GLN:HG3	2	1.77
(1,33)	1:A:55:SER:CB	2:B:84:GLN:N	2	1.77
(1,33)	1:A:55:SER:CB	2:B:84:GLN:NE2	2	1.77
(1,33)	1:A:55:SER:CB	2:B:84:GLN:O	2	1.77
(1,33)	1:A:55:SER:CB	2:B:84:GLN:OE1	2	1.77
(1,33)	1:A:55:SER:CB	2:B:97:THR:C	2	1.77
(1,33)	1:A:55:SER:CB	2:B:97:THR:CA	2	1.77
(1,33)	1:A:55:SER:CB	2:B:97:THR:CB	2	1.77
(1,33)	1:A:55:SER:CB	2:B:97:THR:CG2	2	1.77
(1,33)	1:A:55:SER:CB	2:B:97:THR:H	2	1.77
(1,33)	1:A:55:SER:CB	2:B:97:THR:HA	2	1.77
(1,33)	1:A:55:SER:CB	2:B:97:THR:HB	2	1.77
(1,33)	1:A:55:SER:CB	2:B:97:THR:HG1	2	1.77
(1,33)	1:A:55:SER:CB	2:B:97:THR:HG21	2	1.77
(1,33)	1:A:55:SER:CB	2:B:97:THR:HG22	2	1.77
(1,33)	1:A:55:SER:CB	2:B:97:THR:HG23	2	1.77
(1,33)	1:A:55:SER:CB	2:B:97:THR:N	2	1.77
(1,33)	1:A:55:SER:CB	2:B:97:THR:O	2	1.77
(1,33)	1:A:55:SER:CB	2:B:97:THR:OG1	2	1.77
(1,33)	1:A:55:SER:CB	2:B:99:HIS:C	2	1.77
(1,33)	1:A:55:SER:CB	2:B:99:HIS:CA	2	1.77
(1,33)	1:A:55:SER:CB	2:B:99:HIS:CB	2	1.77
(1,33)	1:A:55:SER:CB	2:B:99:HIS:CD2	2	1.77
(1,33)	1:A:55:SER:CB	2:B:99:HIS:CE1	2	1.77
(1,33)	1:A:55:SER:CB	2:B:99:HIS:CG	2	1.77
(1,33)	1:A:55:SER:CB	2:B:99:HIS:H	2	1.77
(1,33)	1:A:55:SER:CB	2:B:99:HIS:HA	2	1.77
(1,33)	1:A:55:SER:CB	2:B:99:HIS:HB2	2	1.77
(1,33)	1:A:55:SER:CB	2:B:99:HIS:HB3	2	1.77
(1,33)	1:A:55:SER:CB	2:B:99:HIS:HD1	2	1.77
(1,33)	1:A:55:SER:CB	2:B:99:HIS:HD2	2	1.77
(1,33)	1:A:55:SER:CB	2:B:99:HIS:HE1	2	1.77
(1,33)	1:A:55:SER:CB	2:B:99:HIS:HE2	2	1.77

*Continued on next page...*



*Continued from previous page...*

Key	Atom-1	Atom-2	Model ID	Violation (Å)
(1,33)	1:A:55:SER:CB	2:B:99:HIS:N	2	1.77
(1,33)	1:A:55:SER:CB	2:B:99:HIS:ND1	2	1.77
(1,33)	1:A:55:SER:CB	2:B:99:HIS:NE2	2	1.77
(1,33)	1:A:55:SER:CB	2:B:99:HIS:O	2	1.77
(1,33)	1:A:55:SER:CB	2:B:101:VAL:C	2	1.77
(1,33)	1:A:55:SER:CB	2:B:101:VAL:CA	2	1.77
(1,33)	1:A:55:SER:CB	2:B:101:VAL:CB	2	1.77
(1,33)	1:A:55:SER:CB	2:B:101:VAL:CG1	2	1.77
(1,33)	1:A:55:SER:CB	2:B:101:VAL:CG2	2	1.77
(1,33)	1:A:55:SER:CB	2:B:101:VAL:H	2	1.77
(1,33)	1:A:55:SER:CB	2:B:101:VAL:HA	2	1.77
(1,33)	1:A:55:SER:CB	2:B:101:VAL:HB	2	1.77
(1,33)	1:A:55:SER:CB	2:B:101:VAL:HG11	2	1.77
(1,33)	1:A:55:SER:CB	2:B:101:VAL:HG12	2	1.77
(1,33)	1:A:55:SER:CB	2:B:101:VAL:HG13	2	1.77
(1,33)	1:A:55:SER:CB	2:B:101:VAL:HG21	2	1.77
(1,33)	1:A:55:SER:CB	2:B:101:VAL:HG22	2	1.77
(1,33)	1:A:55:SER:CB	2:B:101:VAL:HG23	2	1.77
(1,33)	1:A:55:SER:CB	2:B:101:VAL:N	2	1.77
(1,33)	1:A:55:SER:CB	2:B:101:VAL:O	2	1.77
(1,33)	1:A:55:SER:H	2:B:75:ILE:C	2	1.77
(1,33)	1:A:55:SER:H	2:B:75:ILE:CA	2	1.77
(1,33)	1:A:55:SER:H	2:B:75:ILE:CB	2	1.77
(1,33)	1:A:55:SER:H	2:B:75:ILE:CD1	2	1.77
(1,33)	1:A:55:SER:H	2:B:75:ILE:CG1	2	1.77
(1,33)	1:A:55:SER:H	2:B:75:ILE:CG2	2	1.77
(1,33)	1:A:55:SER:H	2:B:75:ILE:H	2	1.77
(1,33)	1:A:55:SER:H	2:B:75:ILE:HA	2	1.77
(1,33)	1:A:55:SER:H	2:B:75:ILE:HB	2	1.77
(1,33)	1:A:55:SER:H	2:B:75:ILE:HD11	2	1.77
(1,33)	1:A:55:SER:H	2:B:75:ILE:HD12	2	1.77
(1,33)	1:A:55:SER:H	2:B:75:ILE:HD13	2	1.77
(1,33)	1:A:55:SER:H	2:B:75:ILE:HG12	2	1.77
(1,33)	1:A:55:SER:H	2:B:75:ILE:HG13	2	1.77
(1,33)	1:A:55:SER:H	2:B:75:ILE:HG21	2	1.77
(1,33)	1:A:55:SER:H	2:B:75:ILE:HG22	2	1.77
(1,33)	1:A:55:SER:H	2:B:75:ILE:HG23	2	1.77
(1,33)	1:A:55:SER:H	2:B:75:ILE:N	2	1.77
(1,33)	1:A:55:SER:H	2:B:75:ILE:O	2	1.77
(1,33)	1:A:55:SER:H	2:B:77:ALA:C	2	1.77
(1,33)	1:A:55:SER:H	2:B:77:ALA:CA	2	1.77
(1,33)	1:A:55:SER:H	2:B:77:ALA:CB	2	1.77

*Continued on next page...*

*Continued from previous page...*

Key	Atom-1	Atom-2	Model ID	Violation (Å)
(1,33)	1:A:55:SER:H	2:B:77:ALA:H	2	1.77
(1,33)	1:A:55:SER:H	2:B:77:ALA:HA	2	1.77
(1,33)	1:A:55:SER:H	2:B:77:ALA:HB1	2	1.77
(1,33)	1:A:55:SER:H	2:B:77:ALA:HB2	2	1.77
(1,33)	1:A:55:SER:H	2:B:77:ALA:HB3	2	1.77
(1,33)	1:A:55:SER:H	2:B:77:ALA:N	2	1.77
(1,33)	1:A:55:SER:H	2:B:77:ALA:O	2	1.77
(1,33)	1:A:55:SER:H	2:B:78:GLY:C	2	1.77
(1,33)	1:A:55:SER:H	2:B:78:GLY:CA	2	1.77
(1,33)	1:A:55:SER:H	2:B:78:GLY:H	2	1.77
(1,33)	1:A:55:SER:H	2:B:78:GLY:HA2	2	1.77
(1,33)	1:A:55:SER:H	2:B:78:GLY:HA3	2	1.77
(1,33)	1:A:55:SER:H	2:B:78:GLY:N	2	1.77
(1,33)	1:A:55:SER:H	2:B:78:GLY:O	2	1.77
(1,33)	1:A:55:SER:H	2:B:79:LYS:C	2	1.77
(1,33)	1:A:55:SER:H	2:B:79:LYS:CA	2	1.77
(1,33)	1:A:55:SER:H	2:B:79:LYS:CB	2	1.77
(1,33)	1:A:55:SER:H	2:B:79:LYS:CD	2	1.77
(1,33)	1:A:55:SER:H	2:B:79:LYS:CE	2	1.77
(1,33)	1:A:55:SER:H	2:B:79:LYS:CG	2	1.77
(1,33)	1:A:55:SER:H	2:B:79:LYS:H	2	1.77
(1,33)	1:A:55:SER:H	2:B:79:LYS:HA	2	1.77
(1,33)	1:A:55:SER:H	2:B:79:LYS:HB2	2	1.77
(1,33)	1:A:55:SER:H	2:B:79:LYS:HB3	2	1.77
(1,33)	1:A:55:SER:H	2:B:79:LYS:HD2	2	1.77
(1,33)	1:A:55:SER:H	2:B:79:LYS:HD3	2	1.77
(1,33)	1:A:55:SER:H	2:B:79:LYS:HE2	2	1.77
(1,33)	1:A:55:SER:H	2:B:79:LYS:HE3	2	1.77
(1,33)	1:A:55:SER:H	2:B:79:LYS:HG2	2	1.77
(1,33)	1:A:55:SER:H	2:B:79:LYS:HG3	2	1.77
(1,33)	1:A:55:SER:H	2:B:79:LYS:HZ1	2	1.77
(1,33)	1:A:55:SER:H	2:B:79:LYS:HZ2	2	1.77
(1,33)	1:A:55:SER:H	2:B:79:LYS:HZ3	2	1.77
(1,33)	1:A:55:SER:H	2:B:79:LYS:N	2	1.77
(1,33)	1:A:55:SER:H	2:B:79:LYS:NZ	2	1.77
(1,33)	1:A:55:SER:H	2:B:79:LYS:O	2	1.77
(1,33)	1:A:55:SER:H	2:B:80:ILE:C	2	1.77
(1,33)	1:A:55:SER:H	2:B:80:ILE:CA	2	1.77
(1,33)	1:A:55:SER:H	2:B:80:ILE:CB	2	1.77
(1,33)	1:A:55:SER:H	2:B:80:ILE:CD1	2	1.77
(1,33)	1:A:55:SER:H	2:B:80:ILE:CG1	2	1.77
(1,33)	1:A:55:SER:H	2:B:80:ILE:CG2	2	1.77

*Continued on next page...*

*Continued from previous page...*

Key	Atom-1	Atom-2	Model ID	Violation (Å)
(1,33)	1:A:55:SER:H	2:B:80:ILE:H	2	1.77
(1,33)	1:A:55:SER:H	2:B:80:ILE:HA	2	1.77
(1,33)	1:A:55:SER:H	2:B:80:ILE:HB	2	1.77
(1,33)	1:A:55:SER:H	2:B:80:ILE:HD11	2	1.77
(1,33)	1:A:55:SER:H	2:B:80:ILE:HD12	2	1.77
(1,33)	1:A:55:SER:H	2:B:80:ILE:HD13	2	1.77
(1,33)	1:A:55:SER:H	2:B:80:ILE:HG12	2	1.77
(1,33)	1:A:55:SER:H	2:B:80:ILE:HG13	2	1.77
(1,33)	1:A:55:SER:H	2:B:80:ILE:HG21	2	1.77
(1,33)	1:A:55:SER:H	2:B:80:ILE:HG22	2	1.77
(1,33)	1:A:55:SER:H	2:B:80:ILE:HG23	2	1.77
(1,33)	1:A:55:SER:H	2:B:80:ILE:N	2	1.77
(1,33)	1:A:55:SER:H	2:B:80:ILE:O	2	1.77
(1,33)	1:A:55:SER:H	2:B:84:GLN:C	2	1.77
(1,33)	1:A:55:SER:H	2:B:84:GLN:CA	2	1.77
(1,33)	1:A:55:SER:H	2:B:84:GLN:CB	2	1.77
(1,33)	1:A:55:SER:H	2:B:84:GLN:CD	2	1.77
(1,33)	1:A:55:SER:H	2:B:84:GLN:CG	2	1.77
(1,33)	1:A:55:SER:H	2:B:84:GLN:H	2	1.77
(1,33)	1:A:55:SER:H	2:B:84:GLN:HA	2	1.77
(1,33)	1:A:55:SER:H	2:B:84:GLN:HB2	2	1.77
(1,33)	1:A:55:SER:H	2:B:84:GLN:HB3	2	1.77
(1,33)	1:A:55:SER:H	2:B:84:GLN:HE21	2	1.77
(1,33)	1:A:55:SER:H	2:B:84:GLN:HE22	2	1.77
(1,33)	1:A:55:SER:H	2:B:84:GLN:HG2	2	1.77
(1,33)	1:A:55:SER:H	2:B:84:GLN:HG3	2	1.77
(1,33)	1:A:55:SER:H	2:B:84:GLN:N	2	1.77
(1,33)	1:A:55:SER:H	2:B:84:GLN:NE2	2	1.77
(1,33)	1:A:55:SER:H	2:B:84:GLN:O	2	1.77
(1,33)	1:A:55:SER:H	2:B:84:GLN:OE1	2	1.77
(1,33)	1:A:55:SER:H	2:B:97:THR:C	2	1.77
(1,33)	1:A:55:SER:H	2:B:97:THR:CA	2	1.77
(1,33)	1:A:55:SER:H	2:B:97:THR:CB	2	1.77
(1,33)	1:A:55:SER:H	2:B:97:THR:CG2	2	1.77
(1,33)	1:A:55:SER:H	2:B:97:THR:H	2	1.77
(1,33)	1:A:55:SER:H	2:B:97:THR:HA	2	1.77
(1,33)	1:A:55:SER:H	2:B:97:THR:HB	2	1.77
(1,33)	1:A:55:SER:H	2:B:97:THR:HG1	2	1.77
(1,33)	1:A:55:SER:H	2:B:97:THR:HG21	2	1.77
(1,33)	1:A:55:SER:H	2:B:97:THR:HG22	2	1.77
(1,33)	1:A:55:SER:H	2:B:97:THR:HG23	2	1.77
(1,33)	1:A:55:SER:H	2:B:97:THR:N	2	1.77

*Continued on next page...*

*Continued from previous page...*

Key	Atom-1	Atom-2	Model ID	Violation (Å)
(1,33)	1:A:55:SER:H	2:B:97:THR:O	2	1.77
(1,33)	1:A:55:SER:H	2:B:97:THR:OG1	2	1.77
(1,33)	1:A:55:SER:H	2:B:99:HIS:C	2	1.77
(1,33)	1:A:55:SER:H	2:B:99:HIS:CA	2	1.77
(1,33)	1:A:55:SER:H	2:B:99:HIS:CB	2	1.77
(1,33)	1:A:55:SER:H	2:B:99:HIS:CD2	2	1.77
(1,33)	1:A:55:SER:H	2:B:99:HIS:CE1	2	1.77
(1,33)	1:A:55:SER:H	2:B:99:HIS:CG	2	1.77
(1,33)	1:A:55:SER:H	2:B:99:HIS:H	2	1.77
(1,33)	1:A:55:SER:H	2:B:99:HIS:HA	2	1.77
(1,33)	1:A:55:SER:H	2:B:99:HIS:HB2	2	1.77
(1,33)	1:A:55:SER:H	2:B:99:HIS:HB3	2	1.77
(1,33)	1:A:55:SER:H	2:B:99:HIS:HD1	2	1.77
(1,33)	1:A:55:SER:H	2:B:99:HIS:HD2	2	1.77
(1,33)	1:A:55:SER:H	2:B:99:HIS:HE1	2	1.77
(1,33)	1:A:55:SER:H	2:B:99:HIS:HE2	2	1.77
(1,33)	1:A:55:SER:H	2:B:99:HIS:N	2	1.77
(1,33)	1:A:55:SER:H	2:B:99:HIS:ND1	2	1.77
(1,33)	1:A:55:SER:H	2:B:99:HIS:NE2	2	1.77
(1,33)	1:A:55:SER:H	2:B:99:HIS:O	2	1.77
(1,33)	1:A:55:SER:H	2:B:101:VAL:C	2	1.77
(1,33)	1:A:55:SER:H	2:B:101:VAL:CA	2	1.77
(1,33)	1:A:55:SER:H	2:B:101:VAL:CB	2	1.77
(1,33)	1:A:55:SER:H	2:B:101:VAL:CG1	2	1.77
(1,33)	1:A:55:SER:H	2:B:101:VAL:CG2	2	1.77
(1,33)	1:A:55:SER:H	2:B:101:VAL:H	2	1.77
(1,33)	1:A:55:SER:H	2:B:101:VAL:HA	2	1.77
(1,33)	1:A:55:SER:H	2:B:101:VAL:HB	2	1.77
(1,33)	1:A:55:SER:H	2:B:101:VAL:HG11	2	1.77
(1,33)	1:A:55:SER:H	2:B:101:VAL:HG12	2	1.77
(1,33)	1:A:55:SER:H	2:B:101:VAL:HG13	2	1.77
(1,33)	1:A:55:SER:H	2:B:101:VAL:HG21	2	1.77
(1,33)	1:A:55:SER:H	2:B:101:VAL:HG22	2	1.77
(1,33)	1:A:55:SER:H	2:B:101:VAL:HG23	2	1.77
(1,33)	1:A:55:SER:H	2:B:101:VAL:N	2	1.77
(1,33)	1:A:55:SER:H	2:B:101:VAL:O	2	1.77
(1,33)	1:A:55:SER:HA	2:B:75:ILE:C	2	1.77
(1,33)	1:A:55:SER:HA	2:B:75:ILE:CA	2	1.77
(1,33)	1:A:55:SER:HA	2:B:75:ILE:CB	2	1.77
(1,33)	1:A:55:SER:HA	2:B:75:ILE:CD1	2	1.77
(1,33)	1:A:55:SER:HA	2:B:75:ILE:CG1	2	1.77
(1,33)	1:A:55:SER:HA	2:B:75:ILE:CG2	2	1.77

*Continued on next page...*

*Continued from previous page...*

Key	Atom-1	Atom-2	Model ID	Violation (Å)
(1,33)	1:A:55:SER:HA	2:B:75:ILE:H	2	1.77
(1,33)	1:A:55:SER:HA	2:B:75:ILE:HA	2	1.77
(1,33)	1:A:55:SER:HA	2:B:75:ILE:HB	2	1.77
(1,33)	1:A:55:SER:HA	2:B:75:ILE:HD11	2	1.77
(1,33)	1:A:55:SER:HA	2:B:75:ILE:HD12	2	1.77
(1,33)	1:A:55:SER:HA	2:B:75:ILE:HD13	2	1.77
(1,33)	1:A:55:SER:HA	2:B:75:ILE:HG12	2	1.77
(1,33)	1:A:55:SER:HA	2:B:75:ILE:HG13	2	1.77
(1,33)	1:A:55:SER:HA	2:B:75:ILE:HG21	2	1.77
(1,33)	1:A:55:SER:HA	2:B:75:ILE:HG22	2	1.77
(1,33)	1:A:55:SER:HA	2:B:75:ILE:HG23	2	1.77
(1,33)	1:A:55:SER:HA	2:B:75:ILE:N	2	1.77
(1,33)	1:A:55:SER:HA	2:B:75:ILE:O	2	1.77
(1,33)	1:A:55:SER:HA	2:B:77:ALA:C	2	1.77
(1,33)	1:A:55:SER:HA	2:B:77:ALA:CA	2	1.77
(1,33)	1:A:55:SER:HA	2:B:77:ALA:CB	2	1.77
(1,33)	1:A:55:SER:HA	2:B:77:ALA:H	2	1.77
(1,33)	1:A:55:SER:HA	2:B:77:ALA:HA	2	1.77
(1,33)	1:A:55:SER:HA	2:B:77:ALA:HB1	2	1.77
(1,33)	1:A:55:SER:HA	2:B:77:ALA:HB2	2	1.77
(1,33)	1:A:55:SER:HA	2:B:77:ALA:HB3	2	1.77
(1,33)	1:A:55:SER:HA	2:B:77:ALA:N	2	1.77
(1,33)	1:A:55:SER:HA	2:B:77:ALA:O	2	1.77
(1,33)	1:A:55:SER:HA	2:B:78:GLY:C	2	1.77
(1,33)	1:A:55:SER:HA	2:B:78:GLY:CA	2	1.77
(1,33)	1:A:55:SER:HA	2:B:78:GLY:H	2	1.77
(1,33)	1:A:55:SER:HA	2:B:78:GLY:HA2	2	1.77
(1,33)	1:A:55:SER:HA	2:B:78:GLY:HA3	2	1.77
(1,33)	1:A:55:SER:HA	2:B:78:GLY:N	2	1.77
(1,33)	1:A:55:SER:HA	2:B:78:GLY:O	2	1.77
(1,33)	1:A:55:SER:HA	2:B:79:LYS:C	2	1.77
(1,33)	1:A:55:SER:HA	2:B:79:LYS:CA	2	1.77
(1,33)	1:A:55:SER:HA	2:B:79:LYS:CB	2	1.77
(1,33)	1:A:55:SER:HA	2:B:79:LYS:CD	2	1.77
(1,33)	1:A:55:SER:HA	2:B:79:LYS:CE	2	1.77
(1,33)	1:A:55:SER:HA	2:B:79:LYS:CG	2	1.77
(1,33)	1:A:55:SER:HA	2:B:79:LYS:H	2	1.77
(1,33)	1:A:55:SER:HA	2:B:79:LYS:HA	2	1.77
(1,33)	1:A:55:SER:HA	2:B:79:LYS:HB2	2	1.77
(1,33)	1:A:55:SER:HA	2:B:79:LYS:HB3	2	1.77
(1,33)	1:A:55:SER:HA	2:B:79:LYS:HD2	2	1.77
(1,33)	1:A:55:SER:HA	2:B:79:LYS:HD3	2	1.77

*Continued on next page...*

*Continued from previous page...*

Key	Atom-1	Atom-2	Model ID	Violation (Å)
(1,33)	1:A:55:SER:HA	2:B:79:LYS:HE2	2	1.77
(1,33)	1:A:55:SER:HA	2:B:79:LYS:HE3	2	1.77
(1,33)	1:A:55:SER:HA	2:B:79:LYS:HG2	2	1.77
(1,33)	1:A:55:SER:HA	2:B:79:LYS:HG3	2	1.77
(1,33)	1:A:55:SER:HA	2:B:79:LYS:HZ1	2	1.77
(1,33)	1:A:55:SER:HA	2:B:79:LYS:HZ2	2	1.77
(1,33)	1:A:55:SER:HA	2:B:79:LYS:HZ3	2	1.77
(1,33)	1:A:55:SER:HA	2:B:79:LYS:N	2	1.77
(1,33)	1:A:55:SER:HA	2:B:79:LYS:NZ	2	1.77
(1,33)	1:A:55:SER:HA	2:B:79:LYS:O	2	1.77
(1,33)	1:A:55:SER:HA	2:B:80:ILE:C	2	1.77
(1,33)	1:A:55:SER:HA	2:B:80:ILE:CA	2	1.77
(1,33)	1:A:55:SER:HA	2:B:80:ILE:CB	2	1.77
(1,33)	1:A:55:SER:HA	2:B:80:ILE:CD1	2	1.77
(1,33)	1:A:55:SER:HA	2:B:80:ILE:CG1	2	1.77
(1,33)	1:A:55:SER:HA	2:B:80:ILE:CG2	2	1.77
(1,33)	1:A:55:SER:HA	2:B:80:ILE:H	2	1.77
(1,33)	1:A:55:SER:HA	2:B:80:ILE:HA	2	1.77
(1,33)	1:A:55:SER:HA	2:B:80:ILE:HB	2	1.77
(1,33)	1:A:55:SER:HA	2:B:80:ILE:HD11	2	1.77
(1,33)	1:A:55:SER:HA	2:B:80:ILE:HD12	2	1.77
(1,33)	1:A:55:SER:HA	2:B:80:ILE:HD13	2	1.77
(1,33)	1:A:55:SER:HA	2:B:80:ILE:HG12	2	1.77
(1,33)	1:A:55:SER:HA	2:B:80:ILE:HG13	2	1.77
(1,33)	1:A:55:SER:HA	2:B:80:ILE:HG21	2	1.77
(1,33)	1:A:55:SER:HA	2:B:80:ILE:HG22	2	1.77
(1,33)	1:A:55:SER:HA	2:B:80:ILE:HG23	2	1.77
(1,33)	1:A:55:SER:HA	2:B:80:ILE:N	2	1.77
(1,33)	1:A:55:SER:HA	2:B:80:ILE:O	2	1.77
(1,33)	1:A:55:SER:HA	2:B:84:GLN:C	2	1.77
(1,33)	1:A:55:SER:HA	2:B:84:GLN:CA	2	1.77
(1,33)	1:A:55:SER:HA	2:B:84:GLN:CB	2	1.77
(1,33)	1:A:55:SER:HA	2:B:84:GLN:CD	2	1.77
(1,33)	1:A:55:SER:HA	2:B:84:GLN:CG	2	1.77
(1,33)	1:A:55:SER:HA	2:B:84:GLN:H	2	1.77
(1,33)	1:A:55:SER:HA	2:B:84:GLN:HA	2	1.77
(1,33)	1:A:55:SER:HA	2:B:84:GLN:HB2	2	1.77
(1,33)	1:A:55:SER:HA	2:B:84:GLN:HB3	2	1.77
(1,33)	1:A:55:SER:HA	2:B:84:GLN:HE21	2	1.77
(1,33)	1:A:55:SER:HA	2:B:84:GLN:HE22	2	1.77
(1,33)	1:A:55:SER:HA	2:B:84:GLN:HG2	2	1.77
(1,33)	1:A:55:SER:HA	2:B:84:GLN:HG3	2	1.77

*Continued on next page...*

*Continued from previous page...*

Key	Atom-1	Atom-2	Model ID	Violation (Å)
(1,33)	1:A:55:SER:HA	2:B:84:GLN:N	2	1.77
(1,33)	1:A:55:SER:HA	2:B:84:GLN:NE2	2	1.77
(1,33)	1:A:55:SER:HA	2:B:84:GLN:O	2	1.77
(1,33)	1:A:55:SER:HA	2:B:84:GLN:OE1	2	1.77
(1,33)	1:A:55:SER:HA	2:B:97:THR:C	2	1.77
(1,33)	1:A:55:SER:HA	2:B:97:THR:CA	2	1.77
(1,33)	1:A:55:SER:HA	2:B:97:THR:CB	2	1.77
(1,33)	1:A:55:SER:HA	2:B:97:THR:CG2	2	1.77
(1,33)	1:A:55:SER:HA	2:B:97:THR:H	2	1.77
(1,33)	1:A:55:SER:HA	2:B:97:THR:HA	2	1.77
(1,33)	1:A:55:SER:HA	2:B:97:THR:HB	2	1.77
(1,33)	1:A:55:SER:HA	2:B:97:THR:HG1	2	1.77
(1,33)	1:A:55:SER:HA	2:B:97:THR:HG21	2	1.77
(1,33)	1:A:55:SER:HA	2:B:97:THR:HG22	2	1.77
(1,33)	1:A:55:SER:HA	2:B:97:THR:HG23	2	1.77
(1,33)	1:A:55:SER:HA	2:B:97:THR:N	2	1.77
(1,33)	1:A:55:SER:HA	2:B:97:THR:O	2	1.77
(1,33)	1:A:55:SER:HA	2:B:97:THR:OG1	2	1.77
(1,33)	1:A:55:SER:HA	2:B:99:HIS:C	2	1.77
(1,33)	1:A:55:SER:HA	2:B:99:HIS:CA	2	1.77
(1,33)	1:A:55:SER:HA	2:B:99:HIS:CB	2	1.77
(1,33)	1:A:55:SER:HA	2:B:99:HIS:CD2	2	1.77
(1,33)	1:A:55:SER:HA	2:B:99:HIS:CE1	2	1.77
(1,33)	1:A:55:SER:HA	2:B:99:HIS:CG	2	1.77
(1,33)	1:A:55:SER:HA	2:B:99:HIS:H	2	1.77
(1,33)	1:A:55:SER:HA	2:B:99:HIS:HA	2	1.77
(1,33)	1:A:55:SER:HA	2:B:99:HIS:HB2	2	1.77
(1,33)	1:A:55:SER:HA	2:B:99:HIS:HB3	2	1.77
(1,33)	1:A:55:SER:HA	2:B:99:HIS:HD1	2	1.77
(1,33)	1:A:55:SER:HA	2:B:99:HIS:HD2	2	1.77
(1,33)	1:A:55:SER:HA	2:B:99:HIS:HE1	2	1.77
(1,33)	1:A:55:SER:HA	2:B:99:HIS:HE2	2	1.77
(1,33)	1:A:55:SER:HA	2:B:99:HIS:N	2	1.77
(1,33)	1:A:55:SER:HA	2:B:99:HIS:ND1	2	1.77
(1,33)	1:A:55:SER:HA	2:B:99:HIS:NE2	2	1.77
(1,33)	1:A:55:SER:HA	2:B:99:HIS:O	2	1.77
(1,33)	1:A:55:SER:HA	2:B:101:VAL:C	2	1.77
(1,33)	1:A:55:SER:HA	2:B:101:VAL:CA	2	1.77
(1,33)	1:A:55:SER:HA	2:B:101:VAL:CB	2	1.77
(1,33)	1:A:55:SER:HA	2:B:101:VAL:CG1	2	1.77
(1,33)	1:A:55:SER:HA	2:B:101:VAL:CG2	2	1.77
(1,33)	1:A:55:SER:HA	2:B:101:VAL:H	2	1.77

*Continued on next page...*

*Continued from previous page...*

Key	Atom-1	Atom-2	Model ID	Violation (Å)
(1,33)	1:A:55:SER:HA	2:B:101:VAL:HA	2	1.77
(1,33)	1:A:55:SER:HA	2:B:101:VAL:HB	2	1.77
(1,33)	1:A:55:SER:HA	2:B:101:VAL:HG11	2	1.77
(1,33)	1:A:55:SER:HA	2:B:101:VAL:HG12	2	1.77
(1,33)	1:A:55:SER:HA	2:B:101:VAL:HG13	2	1.77
(1,33)	1:A:55:SER:HA	2:B:101:VAL:HG21	2	1.77
(1,33)	1:A:55:SER:HA	2:B:101:VAL:HG22	2	1.77
(1,33)	1:A:55:SER:HA	2:B:101:VAL:HG23	2	1.77
(1,33)	1:A:55:SER:HA	2:B:101:VAL:N	2	1.77
(1,33)	1:A:55:SER:HA	2:B:101:VAL:O	2	1.77
(1,33)	1:A:55:SER:HB2	2:B:75:ILE:C	2	1.77
(1,33)	1:A:55:SER:HB2	2:B:75:ILE:CA	2	1.77
(1,33)	1:A:55:SER:HB2	2:B:75:ILE:CB	2	1.77
(1,33)	1:A:55:SER:HB2	2:B:75:ILE:CD1	2	1.77
(1,33)	1:A:55:SER:HB2	2:B:75:ILE:CG1	2	1.77
(1,33)	1:A:55:SER:HB2	2:B:75:ILE:CG2	2	1.77
(1,33)	1:A:55:SER:HB2	2:B:75:ILE:H	2	1.77
(1,33)	1:A:55:SER:HB2	2:B:75:ILE:HA	2	1.77
(1,33)	1:A:55:SER:HB2	2:B:75:ILE:HB	2	1.77
(1,33)	1:A:55:SER:HB2	2:B:75:ILE:HD11	2	1.77
(1,33)	1:A:55:SER:HB2	2:B:75:ILE:HD12	2	1.77
(1,33)	1:A:55:SER:HB2	2:B:75:ILE:HD13	2	1.77
(1,33)	1:A:55:SER:HB2	2:B:75:ILE:HG12	2	1.77
(1,33)	1:A:55:SER:HB2	2:B:75:ILE:HG13	2	1.77
(1,33)	1:A:55:SER:HB2	2:B:75:ILE:HG21	2	1.77
(1,33)	1:A:55:SER:HB2	2:B:75:ILE:HG22	2	1.77
(1,33)	1:A:55:SER:HB2	2:B:75:ILE:HG23	2	1.77
(1,33)	1:A:55:SER:HB2	2:B:75:ILE:N	2	1.77
(1,33)	1:A:55:SER:HB2	2:B:75:ILE:O	2	1.77
(1,33)	1:A:55:SER:HB2	2:B:77:ALA:C	2	1.77
(1,33)	1:A:55:SER:HB2	2:B:77:ALA:CA	2	1.77
(1,33)	1:A:55:SER:HB2	2:B:77:ALA:CB	2	1.77
(1,33)	1:A:55:SER:HB2	2:B:77:ALA:H	2	1.77
(1,33)	1:A:55:SER:HB2	2:B:77:ALA:HA	2	1.77
(1,33)	1:A:55:SER:HB2	2:B:77:ALA:HB1	2	1.77
(1,33)	1:A:55:SER:HB2	2:B:77:ALA:HB2	2	1.77
(1,33)	1:A:55:SER:HB2	2:B:77:ALA:HB3	2	1.77
(1,33)	1:A:55:SER:HB2	2:B:77:ALA:N	2	1.77
(1,33)	1:A:55:SER:HB2	2:B:77:ALA:O	2	1.77
(1,33)	1:A:55:SER:HB2	2:B:78:GLY:C	2	1.77
(1,33)	1:A:55:SER:HB2	2:B:78:GLY:CA	2	1.77
(1,33)	1:A:55:SER:HB2	2:B:78:GLY:H	2	1.77

*Continued on next page...*



*Continued from previous page...*

Key	Atom-1	Atom-2	Model ID	Violation (Å)
(1,33)	1:A:55:SER:HB2	2:B:78:GLY:HA2	2	1.77
(1,33)	1:A:55:SER:HB2	2:B:78:GLY:HA3	2	1.77
(1,33)	1:A:55:SER:HB2	2:B:78:GLY:N	2	1.77
(1,33)	1:A:55:SER:HB2	2:B:78:GLY:O	2	1.77
(1,33)	1:A:55:SER:HB2	2:B:79:LYS:C	2	1.77
(1,33)	1:A:55:SER:HB2	2:B:79:LYS:CA	2	1.77
(1,33)	1:A:55:SER:HB2	2:B:79:LYS:CB	2	1.77
(1,33)	1:A:55:SER:HB2	2:B:79:LYS:CD	2	1.77
(1,33)	1:A:55:SER:HB2	2:B:79:LYS:CE	2	1.77
(1,33)	1:A:55:SER:HB2	2:B:79:LYS:CG	2	1.77
(1,33)	1:A:55:SER:HB2	2:B:79:LYS:H	2	1.77
(1,33)	1:A:55:SER:HB2	2:B:79:LYS:HA	2	1.77
(1,33)	1:A:55:SER:HB2	2:B:79:LYS:HB2	2	1.77
(1,33)	1:A:55:SER:HB2	2:B:79:LYS:HB3	2	1.77
(1,33)	1:A:55:SER:HB2	2:B:79:LYS:HD2	2	1.77
(1,33)	1:A:55:SER:HB2	2:B:79:LYS:HD3	2	1.77
(1,33)	1:A:55:SER:HB2	2:B:79:LYS:HE2	2	1.77
(1,33)	1:A:55:SER:HB2	2:B:79:LYS:HE3	2	1.77
(1,33)	1:A:55:SER:HB2	2:B:79:LYS:HG2	2	1.77
(1,33)	1:A:55:SER:HB2	2:B:79:LYS:HG3	2	1.77
(1,33)	1:A:55:SER:HB2	2:B:79:LYS:HZ1	2	1.77
(1,33)	1:A:55:SER:HB2	2:B:79:LYS:HZ2	2	1.77
(1,33)	1:A:55:SER:HB2	2:B:79:LYS:HZ3	2	1.77
(1,33)	1:A:55:SER:HB2	2:B:79:LYS:N	2	1.77
(1,33)	1:A:55:SER:HB2	2:B:79:LYS:NZ	2	1.77
(1,33)	1:A:55:SER:HB2	2:B:80:ILE:C	2	1.77
(1,33)	1:A:55:SER:HB2	2:B:80:ILE:CA	2	1.77
(1,33)	1:A:55:SER:HB2	2:B:80:ILE:CB	2	1.77
(1,33)	1:A:55:SER:HB2	2:B:80:ILE:CD1	2	1.77
(1,33)	1:A:55:SER:HB2	2:B:80:ILE:CG1	2	1.77
(1,33)	1:A:55:SER:HB2	2:B:80:ILE:CG2	2	1.77
(1,33)	1:A:55:SER:HB2	2:B:80:ILE:H	2	1.77
(1,33)	1:A:55:SER:HB2	2:B:80:ILE:HA	2	1.77
(1,33)	1:A:55:SER:HB2	2:B:80:ILE:HB	2	1.77
(1,33)	1:A:55:SER:HB2	2:B:80:ILE:HD11	2	1.77
(1,33)	1:A:55:SER:HB2	2:B:80:ILE:HD12	2	1.77
(1,33)	1:A:55:SER:HB2	2:B:80:ILE:HD13	2	1.77
(1,33)	1:A:55:SER:HB2	2:B:80:ILE:HG12	2	1.77
(1,33)	1:A:55:SER:HB2	2:B:80:ILE:HG13	2	1.77
(1,33)	1:A:55:SER:HB2	2:B:80:ILE:HG21	2	1.77
(1,33)	1:A:55:SER:HB2	2:B:80:ILE:HG22	2	1.77

*Continued on next page...*

*Continued from previous page...*

Key	Atom-1	Atom-2	Model ID	Violation (Å)
(1,33)	1:A:55:SER:HB2	2:B:80:ILE:HG23	2	1.77
(1,33)	1:A:55:SER:HB2	2:B:80:ILE:N	2	1.77
(1,33)	1:A:55:SER:HB2	2:B:80:ILE:O	2	1.77
(1,33)	1:A:55:SER:HB2	2:B:84:GLN:C	2	1.77
(1,33)	1:A:55:SER:HB2	2:B:84:GLN:CA	2	1.77
(1,33)	1:A:55:SER:HB2	2:B:84:GLN:CB	2	1.77
(1,33)	1:A:55:SER:HB2	2:B:84:GLN:CD	2	1.77
(1,33)	1:A:55:SER:HB2	2:B:84:GLN:CG	2	1.77
(1,33)	1:A:55:SER:HB2	2:B:84:GLN:H	2	1.77
(1,33)	1:A:55:SER:HB2	2:B:84:GLN:HA	2	1.77
(1,33)	1:A:55:SER:HB2	2:B:84:GLN:HB2	2	1.77
(1,33)	1:A:55:SER:HB2	2:B:84:GLN:HB3	2	1.77
(1,33)	1:A:55:SER:HB2	2:B:84:GLN:HE21	2	1.77
(1,33)	1:A:55:SER:HB2	2:B:84:GLN:HE22	2	1.77
(1,33)	1:A:55:SER:HB2	2:B:84:GLN:HG2	2	1.77
(1,33)	1:A:55:SER:HB2	2:B:84:GLN:HG3	2	1.77
(1,33)	1:A:55:SER:HB2	2:B:84:GLN:N	2	1.77
(1,33)	1:A:55:SER:HB2	2:B:84:GLN:NE2	2	1.77
(1,33)	1:A:55:SER:HB2	2:B:84:GLN:O	2	1.77
(1,33)	1:A:55:SER:HB2	2:B:84:GLN:OE1	2	1.77
(1,33)	1:A:55:SER:HB2	2:B:97:THR:C	2	1.77
(1,33)	1:A:55:SER:HB2	2:B:97:THR:CA	2	1.77
(1,33)	1:A:55:SER:HB2	2:B:97:THR:CB	2	1.77
(1,33)	1:A:55:SER:HB2	2:B:97:THR:CG2	2	1.77
(1,33)	1:A:55:SER:HB2	2:B:97:THR:H	2	1.77
(1,33)	1:A:55:SER:HB2	2:B:97:THR:HA	2	1.77
(1,33)	1:A:55:SER:HB2	2:B:97:THR:HB	2	1.77
(1,33)	1:A:55:SER:HB2	2:B:97:THR:HG1	2	1.77
(1,33)	1:A:55:SER:HB2	2:B:97:THR:HG21	2	1.77
(1,33)	1:A:55:SER:HB2	2:B:97:THR:HG22	2	1.77
(1,33)	1:A:55:SER:HB2	2:B:97:THR:HG23	2	1.77
(1,33)	1:A:55:SER:HB2	2:B:97:THR:N	2	1.77
(1,33)	1:A:55:SER:HB2	2:B:97:THR:O	2	1.77
(1,33)	1:A:55:SER:HB2	2:B:97:THR:OG1	2	1.77
(1,33)	1:A:55:SER:HB2	2:B:99:HIS:C	2	1.77
(1,33)	1:A:55:SER:HB2	2:B:99:HIS:CA	2	1.77
(1,33)	1:A:55:SER:HB2	2:B:99:HIS:CB	2	1.77
(1,33)	1:A:55:SER:HB2	2:B:99:HIS:CD2	2	1.77
(1,33)	1:A:55:SER:HB2	2:B:99:HIS:CE1	2	1.77
(1,33)	1:A:55:SER:HB2	2:B:99:HIS:CG	2	1.77
(1,33)	1:A:55:SER:HB2	2:B:99:HIS:H	2	1.77
(1,33)	1:A:55:SER:HB2	2:B:99:HIS:HA	2	1.77

*Continued on next page...*

*Continued from previous page...*

Key	Atom-1	Atom-2	Model ID	Violation (Å)
(1,33)	1:A:55:SER:HB2	2:B:99:HIS:HB2	2	1.77
(1,33)	1:A:55:SER:HB2	2:B:99:HIS:HB3	2	1.77
(1,33)	1:A:55:SER:HB2	2:B:99:HIS:HD1	2	1.77
(1,33)	1:A:55:SER:HB2	2:B:99:HIS:HD2	2	1.77
(1,33)	1:A:55:SER:HB2	2:B:99:HIS:HE1	2	1.77
(1,33)	1:A:55:SER:HB2	2:B:99:HIS:HE2	2	1.77
(1,33)	1:A:55:SER:HB2	2:B:99:HIS:N	2	1.77
(1,33)	1:A:55:SER:HB2	2:B:99:HIS:ND1	2	1.77
(1,33)	1:A:55:SER:HB2	2:B:99:HIS:NE2	2	1.77
(1,33)	1:A:55:SER:HB2	2:B:99:HIS:O	2	1.77
(1,33)	1:A:55:SER:HB2	2:B:101:VAL:C	2	1.77
(1,33)	1:A:55:SER:HB2	2:B:101:VAL:CA	2	1.77
(1,33)	1:A:55:SER:HB2	2:B:101:VAL:CB	2	1.77
(1,33)	1:A:55:SER:HB2	2:B:101:VAL:CG1	2	1.77
(1,33)	1:A:55:SER:HB2	2:B:101:VAL:CG2	2	1.77
(1,33)	1:A:55:SER:HB2	2:B:101:VAL:H	2	1.77
(1,33)	1:A:55:SER:HB2	2:B:101:VAL:HA	2	1.77
(1,33)	1:A:55:SER:HB2	2:B:101:VAL:HB	2	1.77
(1,33)	1:A:55:SER:HB2	2:B:101:VAL:HG11	2	1.77
(1,33)	1:A:55:SER:HB2	2:B:101:VAL:HG12	2	1.77
(1,33)	1:A:55:SER:HB2	2:B:101:VAL:HG13	2	1.77
(1,33)	1:A:55:SER:HB2	2:B:101:VAL:HG21	2	1.77
(1,33)	1:A:55:SER:HB2	2:B:101:VAL:HG22	2	1.77
(1,33)	1:A:55:SER:HB2	2:B:101:VAL:HG23	2	1.77
(1,33)	1:A:55:SER:HB2	2:B:101:VAL:N	2	1.77
(1,33)	1:A:55:SER:HB2	2:B:101:VAL:O	2	1.77
(1,33)	1:A:55:SER:HB3	2:B:75:ILE:C	2	1.77
(1,33)	1:A:55:SER:HB3	2:B:75:ILE:CA	2	1.77
(1,33)	1:A:55:SER:HB3	2:B:75:ILE:CB	2	1.77
(1,33)	1:A:55:SER:HB3	2:B:75:ILE:CD1	2	1.77
(1,33)	1:A:55:SER:HB3	2:B:75:ILE:CG1	2	1.77
(1,33)	1:A:55:SER:HB3	2:B:75:ILE:CG2	2	1.77
(1,33)	1:A:55:SER:HB3	2:B:75:ILE:H	2	1.77
(1,33)	1:A:55:SER:HB3	2:B:75:ILE:HA	2	1.77
(1,33)	1:A:55:SER:HB3	2:B:75:ILE:HB	2	1.77
(1,33)	1:A:55:SER:HB3	2:B:75:ILE:HD11	2	1.77
(1,33)	1:A:55:SER:HB3	2:B:75:ILE:HD12	2	1.77
(1,33)	1:A:55:SER:HB3	2:B:75:ILE:HD13	2	1.77
(1,33)	1:A:55:SER:HB3	2:B:75:ILE:HG12	2	1.77
(1,33)	1:A:55:SER:HB3	2:B:75:ILE:HG13	2	1.77
(1,33)	1:A:55:SER:HB3	2:B:75:ILE:HG21	2	1.77
(1,33)	1:A:55:SER:HB3	2:B:75:ILE:HG22	2	1.77

*Continued on next page...*

*Continued from previous page...*

Key	Atom-1	Atom-2	Model ID	Violation (Å)
(1,33)	1:A:55:SER:HB3	2:B:75:ILE:HG23	2	1.77
(1,33)	1:A:55:SER:HB3	2:B:75:ILE:N	2	1.77
(1,33)	1:A:55:SER:HB3	2:B:75:ILE:O	2	1.77
(1,33)	1:A:55:SER:HB3	2:B:77:ALA:C	2	1.77
(1,33)	1:A:55:SER:HB3	2:B:77:ALA:CA	2	1.77
(1,33)	1:A:55:SER:HB3	2:B:77:ALA:CB	2	1.77
(1,33)	1:A:55:SER:HB3	2:B:77:ALA:H	2	1.77
(1,33)	1:A:55:SER:HB3	2:B:77:ALA:HA	2	1.77
(1,33)	1:A:55:SER:HB3	2:B:77:ALA:HB1	2	1.77
(1,33)	1:A:55:SER:HB3	2:B:77:ALA:HB2	2	1.77
(1,33)	1:A:55:SER:HB3	2:B:77:ALA:HB3	2	1.77
(1,33)	1:A:55:SER:HB3	2:B:77:ALA:N	2	1.77
(1,33)	1:A:55:SER:HB3	2:B:77:ALA:O	2	1.77
(1,33)	1:A:55:SER:HB3	2:B:78:GLY:C	2	1.77
(1,33)	1:A:55:SER:HB3	2:B:78:GLY:CA	2	1.77
(1,33)	1:A:55:SER:HB3	2:B:78:GLY:H	2	1.77
(1,33)	1:A:55:SER:HB3	2:B:78:GLY:HA2	2	1.77
(1,33)	1:A:55:SER:HB3	2:B:78:GLY:HA3	2	1.77
(1,33)	1:A:55:SER:HB3	2:B:78:GLY:N	2	1.77
(1,33)	1:A:55:SER:HB3	2:B:78:GLY:O	2	1.77
(1,33)	1:A:55:SER:HB3	2:B:79:LYS:C	2	1.77
(1,33)	1:A:55:SER:HB3	2:B:79:LYS:CA	2	1.77
(1,33)	1:A:55:SER:HB3	2:B:79:LYS:CB	2	1.77
(1,33)	1:A:55:SER:HB3	2:B:79:LYS:CD	2	1.77
(1,33)	1:A:55:SER:HB3	2:B:79:LYS:CE	2	1.77
(1,33)	1:A:55:SER:HB3	2:B:79:LYS:CG	2	1.77
(1,33)	1:A:55:SER:HB3	2:B:79:LYS:H	2	1.77
(1,33)	1:A:55:SER:HB3	2:B:79:LYS:HA	2	1.77
(1,33)	1:A:55:SER:HB3	2:B:79:LYS:HB2	2	1.77
(1,33)	1:A:55:SER:HB3	2:B:79:LYS:HB3	2	1.77
(1,33)	1:A:55:SER:HB3	2:B:79:LYS:HD2	2	1.77
(1,33)	1:A:55:SER:HB3	2:B:79:LYS:HD3	2	1.77
(1,33)	1:A:55:SER:HB3	2:B:79:LYS:HE2	2	1.77
(1,33)	1:A:55:SER:HB3	2:B:79:LYS:HE3	2	1.77
(1,33)	1:A:55:SER:HB3	2:B:79:LYS:HG2	2	1.77
(1,33)	1:A:55:SER:HB3	2:B:79:LYS:HG3	2	1.77
(1,33)	1:A:55:SER:HB3	2:B:79:LYS:HZ1	2	1.77
(1,33)	1:A:55:SER:HB3	2:B:79:LYS:HZ2	2	1.77
(1,33)	1:A:55:SER:HB3	2:B:79:LYS:HZ3	2	1.77
(1,33)	1:A:55:SER:HB3	2:B:79:LYS:N	2	1.77
(1,33)	1:A:55:SER:HB3	2:B:79:LYS:NZ	2	1.77
(1,33)	1:A:55:SER:HB3	2:B:79:LYS:O	2	1.77

*Continued on next page...*

*Continued from previous page...*

Key	Atom-1	Atom-2	Model ID	Violation (Å)
(1,33)	1:A:55:SER:HB3	2:B:80:ILE:C	2	1.77
(1,33)	1:A:55:SER:HB3	2:B:80:ILE:CA	2	1.77
(1,33)	1:A:55:SER:HB3	2:B:80:ILE:CB	2	1.77
(1,33)	1:A:55:SER:HB3	2:B:80:ILE:CD1	2	1.77
(1,33)	1:A:55:SER:HB3	2:B:80:ILE:CG1	2	1.77
(1,33)	1:A:55:SER:HB3	2:B:80:ILE:CG2	2	1.77
(1,33)	1:A:55:SER:HB3	2:B:80:ILE:H	2	1.77
(1,33)	1:A:55:SER:HB3	2:B:80:ILE:HA	2	1.77
(1,33)	1:A:55:SER:HB3	2:B:80:ILE:HB	2	1.77
(1,33)	1:A:55:SER:HB3	2:B:80:ILE:HD11	2	1.77
(1,33)	1:A:55:SER:HB3	2:B:80:ILE:HD12	2	1.77
(1,33)	1:A:55:SER:HB3	2:B:80:ILE:HD13	2	1.77
(1,33)	1:A:55:SER:HB3	2:B:80:ILE:HG12	2	1.77
(1,33)	1:A:55:SER:HB3	2:B:80:ILE:HG13	2	1.77
(1,33)	1:A:55:SER:HB3	2:B:80:ILE:HG21	2	1.77
(1,33)	1:A:55:SER:HB3	2:B:80:ILE:HG22	2	1.77
(1,33)	1:A:55:SER:HB3	2:B:80:ILE:HG23	2	1.77
(1,33)	1:A:55:SER:HB3	2:B:80:ILE:N	2	1.77
(1,33)	1:A:55:SER:HB3	2:B:80:ILE:O	2	1.77
(1,33)	1:A:55:SER:HB3	2:B:84:GLN:C	2	1.77
(1,33)	1:A:55:SER:HB3	2:B:84:GLN:CA	2	1.77
(1,33)	1:A:55:SER:HB3	2:B:84:GLN:CB	2	1.77
(1,33)	1:A:55:SER:HB3	2:B:84:GLN:CD	2	1.77
(1,33)	1:A:55:SER:HB3	2:B:84:GLN:CG	2	1.77
(1,33)	1:A:55:SER:HB3	2:B:84:GLN:H	2	1.77
(1,33)	1:A:55:SER:HB3	2:B:84:GLN:HA	2	1.77
(1,33)	1:A:55:SER:HB3	2:B:84:GLN:HB2	2	1.77
(1,33)	1:A:55:SER:HB3	2:B:84:GLN:HB3	2	1.77
(1,33)	1:A:55:SER:HB3	2:B:84:GLN:HE21	2	1.77
(1,33)	1:A:55:SER:HB3	2:B:84:GLN:HE22	2	1.77
(1,33)	1:A:55:SER:HB3	2:B:84:GLN:HG2	2	1.77
(1,33)	1:A:55:SER:HB3	2:B:84:GLN:HG3	2	1.77
(1,33)	1:A:55:SER:HB3	2:B:84:GLN:N	2	1.77
(1,33)	1:A:55:SER:HB3	2:B:84:GLN:NE2	2	1.77
(1,33)	1:A:55:SER:HB3	2:B:84:GLN:O	2	1.77
(1,33)	1:A:55:SER:HB3	2:B:84:GLN:OE1	2	1.77
(1,33)	1:A:55:SER:HB3	2:B:97:THR:C	2	1.77
(1,33)	1:A:55:SER:HB3	2:B:97:THR:CA	2	1.77
(1,33)	1:A:55:SER:HB3	2:B:97:THR:CB	2	1.77
(1,33)	1:A:55:SER:HB3	2:B:97:THR:CG2	2	1.77
(1,33)	1:A:55:SER:HB3	2:B:97:THR:H	2	1.77
(1,33)	1:A:55:SER:HB3	2:B:97:THR:HA	2	1.77

*Continued on next page...*

*Continued from previous page...*

Key	Atom-1	Atom-2	Model ID	Violation (Å)
(1,33)	1:A:55:SER:HB3	2:B:97:THR:HB	2	1.77
(1,33)	1:A:55:SER:HB3	2:B:97:THR:HG1	2	1.77
(1,33)	1:A:55:SER:HB3	2:B:97:THR:HG21	2	1.77
(1,33)	1:A:55:SER:HB3	2:B:97:THR:HG22	2	1.77
(1,33)	1:A:55:SER:HB3	2:B:97:THR:HG23	2	1.77
(1,33)	1:A:55:SER:HB3	2:B:97:THR:N	2	1.77
(1,33)	1:A:55:SER:HB3	2:B:97:THR:O	2	1.77
(1,33)	1:A:55:SER:HB3	2:B:97:THR:OG1	2	1.77
(1,33)	1:A:55:SER:HB3	2:B:99:HIS:C	2	1.77
(1,33)	1:A:55:SER:HB3	2:B:99:HIS:CA	2	1.77
(1,33)	1:A:55:SER:HB3	2:B:99:HIS:CB	2	1.77
(1,33)	1:A:55:SER:HB3	2:B:99:HIS:CD2	2	1.77
(1,33)	1:A:55:SER:HB3	2:B:99:HIS:CE1	2	1.77
(1,33)	1:A:55:SER:HB3	2:B:99:HIS:CG	2	1.77
(1,33)	1:A:55:SER:HB3	2:B:99:HIS:H	2	1.77
(1,33)	1:A:55:SER:HB3	2:B:99:HIS:HA	2	1.77
(1,33)	1:A:55:SER:HB3	2:B:99:HIS:HB2	2	1.77
(1,33)	1:A:55:SER:HB3	2:B:99:HIS:HB3	2	1.77
(1,33)	1:A:55:SER:HB3	2:B:99:HIS:HD1	2	1.77
(1,33)	1:A:55:SER:HB3	2:B:99:HIS:HD2	2	1.77
(1,33)	1:A:55:SER:HB3	2:B:99:HIS:HE1	2	1.77
(1,33)	1:A:55:SER:HB3	2:B:99:HIS:HE2	2	1.77
(1,33)	1:A:55:SER:HB3	2:B:99:HIS:N	2	1.77
(1,33)	1:A:55:SER:HB3	2:B:99:HIS:ND1	2	1.77
(1,33)	1:A:55:SER:HB3	2:B:99:HIS:NE2	2	1.77
(1,33)	1:A:55:SER:HB3	2:B:99:HIS:O	2	1.77
(1,33)	1:A:55:SER:HB3	2:B:101:VAL:C	2	1.77
(1,33)	1:A:55:SER:HB3	2:B:101:VAL:CA	2	1.77
(1,33)	1:A:55:SER:HB3	2:B:101:VAL:CB	2	1.77
(1,33)	1:A:55:SER:HB3	2:B:101:VAL:CG1	2	1.77
(1,33)	1:A:55:SER:HB3	2:B:101:VAL:CG2	2	1.77
(1,33)	1:A:55:SER:HB3	2:B:101:VAL:H	2	1.77
(1,33)	1:A:55:SER:HB3	2:B:101:VAL:HA	2	1.77
(1,33)	1:A:55:SER:HB3	2:B:101:VAL:HB	2	1.77
(1,33)	1:A:55:SER:HB3	2:B:101:VAL:HG11	2	1.77
(1,33)	1:A:55:SER:HB3	2:B:101:VAL:HG12	2	1.77
(1,33)	1:A:55:SER:HB3	2:B:101:VAL:HG13	2	1.77
(1,33)	1:A:55:SER:HB3	2:B:101:VAL:HG21	2	1.77
(1,33)	1:A:55:SER:HB3	2:B:101:VAL:HG22	2	1.77
(1,33)	1:A:55:SER:HB3	2:B:101:VAL:HG23	2	1.77
(1,33)	1:A:55:SER:HB3	2:B:101:VAL:N	2	1.77
(1,33)	1:A:55:SER:HB3	2:B:101:VAL:O	2	1.77

*Continued on next page...*

*Continued from previous page...*

Key	Atom-1	Atom-2	Model ID	Violation (Å)
(1,33)	1:A:55:SER:HG	2:B:75:ILE:C	2	1.77
(1,33)	1:A:55:SER:HG	2:B:75:ILE:CA	2	1.77
(1,33)	1:A:55:SER:HG	2:B:75:ILE:CB	2	1.77
(1,33)	1:A:55:SER:HG	2:B:75:ILE:CD1	2	1.77
(1,33)	1:A:55:SER:HG	2:B:75:ILE:CG1	2	1.77
(1,33)	1:A:55:SER:HG	2:B:75:ILE:CG2	2	1.77
(1,33)	1:A:55:SER:HG	2:B:75:ILE:H	2	1.77
(1,33)	1:A:55:SER:HG	2:B:75:ILE:HA	2	1.77
(1,33)	1:A:55:SER:HG	2:B:75:ILE:HB	2	1.77
(1,33)	1:A:55:SER:HG	2:B:75:ILE:HD11	2	1.77
(1,33)	1:A:55:SER:HG	2:B:75:ILE:HD12	2	1.77
(1,33)	1:A:55:SER:HG	2:B:75:ILE:HD13	2	1.77
(1,33)	1:A:55:SER:HG	2:B:75:ILE:HG12	2	1.77
(1,33)	1:A:55:SER:HG	2:B:75:ILE:HG13	2	1.77
(1,33)	1:A:55:SER:HG	2:B:75:ILE:HG21	2	1.77
(1,33)	1:A:55:SER:HG	2:B:75:ILE:HG22	2	1.77
(1,33)	1:A:55:SER:HG	2:B:75:ILE:HG23	2	1.77
(1,33)	1:A:55:SER:HG	2:B:75:ILE:N	2	1.77
(1,33)	1:A:55:SER:HG	2:B:75:ILE:O	2	1.77
(1,33)	1:A:55:SER:HG	2:B:77:ALA:C	2	1.77
(1,33)	1:A:55:SER:HG	2:B:77:ALA:CA	2	1.77
(1,33)	1:A:55:SER:HG	2:B:77:ALA:CB	2	1.77
(1,33)	1:A:55:SER:HG	2:B:77:ALA:H	2	1.77
(1,33)	1:A:55:SER:HG	2:B:77:ALA:HA	2	1.77
(1,33)	1:A:55:SER:HG	2:B:77:ALA:HB1	2	1.77
(1,33)	1:A:55:SER:HG	2:B:77:ALA:HB2	2	1.77
(1,33)	1:A:55:SER:HG	2:B:77:ALA:HB3	2	1.77
(1,33)	1:A:55:SER:HG	2:B:77:ALA:N	2	1.77
(1,33)	1:A:55:SER:HG	2:B:77:ALA:O	2	1.77
(1,33)	1:A:55:SER:HG	2:B:78:GLY:C	2	1.77
(1,33)	1:A:55:SER:HG	2:B:78:GLY:CA	2	1.77
(1,33)	1:A:55:SER:HG	2:B:78:GLY:H	2	1.77
(1,33)	1:A:55:SER:HG	2:B:78:GLY:HA2	2	1.77
(1,33)	1:A:55:SER:HG	2:B:78:GLY:HA3	2	1.77
(1,33)	1:A:55:SER:HG	2:B:78:GLY:N	2	1.77
(1,33)	1:A:55:SER:HG	2:B:78:GLY:O	2	1.77
(1,33)	1:A:55:SER:HG	2:B:79:LYS:C	2	1.77
(1,33)	1:A:55:SER:HG	2:B:79:LYS:CA	2	1.77
(1,33)	1:A:55:SER:HG	2:B:79:LYS:CB	2	1.77
(1,33)	1:A:55:SER:HG	2:B:79:LYS:CD	2	1.77
(1,33)	1:A:55:SER:HG	2:B:79:LYS:CE	2	1.77
(1,33)	1:A:55:SER:HG	2:B:79:LYS:CG	2	1.77

*Continued on next page...*

*Continued from previous page...*

Key	Atom-1	Atom-2	Model ID	Violation (Å)
(1,33)	1:A:55:SER:HG	2:B:79:LYS:H	2	1.77
(1,33)	1:A:55:SER:HG	2:B:79:LYS:HA	2	1.77
(1,33)	1:A:55:SER:HG	2:B:79:LYS:HB2	2	1.77
(1,33)	1:A:55:SER:HG	2:B:79:LYS:HB3	2	1.77
(1,33)	1:A:55:SER:HG	2:B:79:LYS:HD2	2	1.77
(1,33)	1:A:55:SER:HG	2:B:79:LYS:HD3	2	1.77
(1,33)	1:A:55:SER:HG	2:B:79:LYS:HE2	2	1.77
(1,33)	1:A:55:SER:HG	2:B:79:LYS:HE3	2	1.77
(1,33)	1:A:55:SER:HG	2:B:79:LYS:HG2	2	1.77
(1,33)	1:A:55:SER:HG	2:B:79:LYS:HG3	2	1.77
(1,33)	1:A:55:SER:HG	2:B:79:LYS:HZ1	2	1.77
(1,33)	1:A:55:SER:HG	2:B:79:LYS:HZ2	2	1.77
(1,33)	1:A:55:SER:HG	2:B:79:LYS:HZ3	2	1.77
(1,33)	1:A:55:SER:HG	2:B:79:LYS:N	2	1.77
(1,33)	1:A:55:SER:HG	2:B:79:LYS:NZ	2	1.77
(1,33)	1:A:55:SER:HG	2:B:79:LYS:O	2	1.77
(1,33)	1:A:55:SER:HG	2:B:80:ILE:C	2	1.77
(1,33)	1:A:55:SER:HG	2:B:80:ILE:CA	2	1.77
(1,33)	1:A:55:SER:HG	2:B:80:ILE:CB	2	1.77
(1,33)	1:A:55:SER:HG	2:B:80:ILE:CD1	2	1.77
(1,33)	1:A:55:SER:HG	2:B:80:ILE:CG1	2	1.77
(1,33)	1:A:55:SER:HG	2:B:80:ILE:CG2	2	1.77
(1,33)	1:A:55:SER:HG	2:B:80:ILE:H	2	1.77
(1,33)	1:A:55:SER:HG	2:B:80:ILE:HA	2	1.77
(1,33)	1:A:55:SER:HG	2:B:80:ILE:HB	2	1.77
(1,33)	1:A:55:SER:HG	2:B:80:ILE:HD11	2	1.77
(1,33)	1:A:55:SER:HG	2:B:80:ILE:HD12	2	1.77
(1,33)	1:A:55:SER:HG	2:B:80:ILE:HD13	2	1.77
(1,33)	1:A:55:SER:HG	2:B:80:ILE:HG12	2	1.77
(1,33)	1:A:55:SER:HG	2:B:80:ILE:HG13	2	1.77
(1,33)	1:A:55:SER:HG	2:B:80:ILE:HG21	2	1.77
(1,33)	1:A:55:SER:HG	2:B:80:ILE:HG22	2	1.77
(1,33)	1:A:55:SER:HG	2:B:80:ILE:HG23	2	1.77
(1,33)	1:A:55:SER:HG	2:B:80:ILE:N	2	1.77
(1,33)	1:A:55:SER:HG	2:B:80:ILE:O	2	1.77
(1,33)	1:A:55:SER:HG	2:B:84:GLN:C	2	1.77
(1,33)	1:A:55:SER:HG	2:B:84:GLN:CA	2	1.77
(1,33)	1:A:55:SER:HG	2:B:84:GLN:CB	2	1.77
(1,33)	1:A:55:SER:HG	2:B:84:GLN:CD	2	1.77
(1,33)	1:A:55:SER:HG	2:B:84:GLN:CG	2	1.77
(1,33)	1:A:55:SER:HG	2:B:84:GLN:H	2	1.77
(1,33)	1:A:55:SER:HG	2:B:84:GLN:HA	2	1.77

*Continued on next page...*



*Continued from previous page...*

Key	Atom-1	Atom-2	Model ID	Violation (Å)
(1,33)	1:A:55:SER:HG	2:B:84:GLN:HB2	2	1.77
(1,33)	1:A:55:SER:HG	2:B:84:GLN:HB3	2	1.77
(1,33)	1:A:55:SER:HG	2:B:84:GLN:HE21	2	1.77
(1,33)	1:A:55:SER:HG	2:B:84:GLN:HE22	2	1.77
(1,33)	1:A:55:SER:HG	2:B:84:GLN:HG2	2	1.77
(1,33)	1:A:55:SER:HG	2:B:84:GLN:HG3	2	1.77
(1,33)	1:A:55:SER:HG	2:B:84:GLN:N	2	1.77
(1,33)	1:A:55:SER:HG	2:B:84:GLN:NE2	2	1.77
(1,33)	1:A:55:SER:HG	2:B:84:GLN:O	2	1.77
(1,33)	1:A:55:SER:HG	2:B:84:GLN:OE1	2	1.77
(1,33)	1:A:55:SER:HG	2:B:97:THR:C	2	1.77
(1,33)	1:A:55:SER:HG	2:B:97:THR:CA	2	1.77
(1,33)	1:A:55:SER:HG	2:B:97:THR:CB	2	1.77
(1,33)	1:A:55:SER:HG	2:B:97:THR:CG2	2	1.77
(1,33)	1:A:55:SER:HG	2:B:97:THR:H	2	1.77
(1,33)	1:A:55:SER:HG	2:B:97:THR:HA	2	1.77
(1,33)	1:A:55:SER:HG	2:B:97:THR:HB	2	1.77
(1,33)	1:A:55:SER:HG	2:B:97:THR:HG1	2	1.77
(1,33)	1:A:55:SER:HG	2:B:97:THR:HG21	2	1.77
(1,33)	1:A:55:SER:HG	2:B:97:THR:HG22	2	1.77
(1,33)	1:A:55:SER:HG	2:B:97:THR:HG23	2	1.77
(1,33)	1:A:55:SER:HG	2:B:97:THR:N	2	1.77
(1,33)	1:A:55:SER:HG	2:B:97:THR:O	2	1.77
(1,33)	1:A:55:SER:HG	2:B:97:THR:OG1	2	1.77
(1,33)	1:A:55:SER:HG	2:B:99:HIS:C	2	1.77
(1,33)	1:A:55:SER:HG	2:B:99:HIS:CA	2	1.77
(1,33)	1:A:55:SER:HG	2:B:99:HIS:CB	2	1.77
(1,33)	1:A:55:SER:HG	2:B:99:HIS:CD2	2	1.77
(1,33)	1:A:55:SER:HG	2:B:99:HIS:CE1	2	1.77
(1,33)	1:A:55:SER:HG	2:B:99:HIS:CG	2	1.77
(1,33)	1:A:55:SER:HG	2:B:99:HIS:H	2	1.77
(1,33)	1:A:55:SER:HG	2:B:99:HIS:HA	2	1.77
(1,33)	1:A:55:SER:HG	2:B:99:HIS:HB2	2	1.77
(1,33)	1:A:55:SER:HG	2:B:99:HIS:HB3	2	1.77
(1,33)	1:A:55:SER:HG	2:B:99:HIS:HD1	2	1.77
(1,33)	1:A:55:SER:HG	2:B:99:HIS:HD2	2	1.77
(1,33)	1:A:55:SER:HG	2:B:99:HIS:HE1	2	1.77
(1,33)	1:A:55:SER:HG	2:B:99:HIS:HE2	2	1.77
(1,33)	1:A:55:SER:HG	2:B:99:HIS:N	2	1.77
(1,33)	1:A:55:SER:HG	2:B:99:HIS:ND1	2	1.77
(1,33)	1:A:55:SER:HG	2:B:99:HIS:NE2	2	1.77
(1,33)	1:A:55:SER:HG	2:B:99:HIS:O	2	1.77

*Continued on next page...*

*Continued from previous page...*

Key	Atom-1	Atom-2	Model ID	Violation (Å)
(1,33)	1:A:55:SER:HG	2:B:101:VAL:C	2	1.77
(1,33)	1:A:55:SER:HG	2:B:101:VAL:CA	2	1.77
(1,33)	1:A:55:SER:HG	2:B:101:VAL:CB	2	1.77
(1,33)	1:A:55:SER:HG	2:B:101:VAL:CG1	2	1.77
(1,33)	1:A:55:SER:HG	2:B:101:VAL:CG2	2	1.77
(1,33)	1:A:55:SER:HG	2:B:101:VAL:H	2	1.77
(1,33)	1:A:55:SER:HG	2:B:101:VAL:HA	2	1.77
(1,33)	1:A:55:SER:HG	2:B:101:VAL:HB	2	1.77
(1,33)	1:A:55:SER:HG	2:B:101:VAL:HG11	2	1.77
(1,33)	1:A:55:SER:HG	2:B:101:VAL:HG12	2	1.77
(1,33)	1:A:55:SER:HG	2:B:101:VAL:HG13	2	1.77
(1,33)	1:A:55:SER:HG	2:B:101:VAL:HG21	2	1.77
(1,33)	1:A:55:SER:HG	2:B:101:VAL:HG22	2	1.77
(1,33)	1:A:55:SER:HG	2:B:101:VAL:HG23	2	1.77
(1,33)	1:A:55:SER:HG	2:B:101:VAL:N	2	1.77
(1,33)	1:A:55:SER:HG	2:B:101:VAL:O	2	1.77
(1,33)	1:A:55:SER:N	2:B:75:ILE:C	2	1.77
(1,33)	1:A:55:SER:N	2:B:75:ILE:CA	2	1.77
(1,33)	1:A:55:SER:N	2:B:75:ILE:CB	2	1.77
(1,33)	1:A:55:SER:N	2:B:75:ILE:CD1	2	1.77
(1,33)	1:A:55:SER:N	2:B:75:ILE:CG1	2	1.77
(1,33)	1:A:55:SER:N	2:B:75:ILE:CG2	2	1.77
(1,33)	1:A:55:SER:N	2:B:75:ILE:H	2	1.77
(1,33)	1:A:55:SER:N	2:B:75:ILE:HA	2	1.77
(1,33)	1:A:55:SER:N	2:B:75:ILE:HB	2	1.77
(1,33)	1:A:55:SER:N	2:B:75:ILE:HD11	2	1.77
(1,33)	1:A:55:SER:N	2:B:75:ILE:HD12	2	1.77
(1,33)	1:A:55:SER:N	2:B:75:ILE:HD13	2	1.77
(1,33)	1:A:55:SER:N	2:B:75:ILE:HG12	2	1.77
(1,33)	1:A:55:SER:N	2:B:75:ILE:HG13	2	1.77
(1,33)	1:A:55:SER:N	2:B:75:ILE:HG21	2	1.77
(1,33)	1:A:55:SER:N	2:B:75:ILE:HG22	2	1.77
(1,33)	1:A:55:SER:N	2:B:75:ILE:HG23	2	1.77
(1,33)	1:A:55:SER:N	2:B:75:ILE:N	2	1.77
(1,33)	1:A:55:SER:N	2:B:75:ILE:O	2	1.77
(1,33)	1:A:55:SER:N	2:B:77:ALA:C	2	1.77
(1,33)	1:A:55:SER:N	2:B:77:ALA:CA	2	1.77
(1,33)	1:A:55:SER:N	2:B:77:ALA:CB	2	1.77
(1,33)	1:A:55:SER:N	2:B:77:ALA:H	2	1.77
(1,33)	1:A:55:SER:N	2:B:77:ALA:HA	2	1.77
(1,33)	1:A:55:SER:N	2:B:77:ALA:HB1	2	1.77
(1,33)	1:A:55:SER:N	2:B:77:ALA:HB2	2	1.77

*Continued on next page...*

*Continued from previous page...*

Key	Atom-1	Atom-2	Model ID	Violation (Å)
(1,33)	1:A:55:SER:N	2:B:77:ALA:HB3	2	1.77
(1,33)	1:A:55:SER:N	2:B:77:ALA:N	2	1.77
(1,33)	1:A:55:SER:N	2:B:77:ALA:O	2	1.77
(1,33)	1:A:55:SER:N	2:B:78:GLY:C	2	1.77
(1,33)	1:A:55:SER:N	2:B:78:GLY:CA	2	1.77
(1,33)	1:A:55:SER:N	2:B:78:GLY:H	2	1.77
(1,33)	1:A:55:SER:N	2:B:78:GLY:HA2	2	1.77
(1,33)	1:A:55:SER:N	2:B:78:GLY:HA3	2	1.77
(1,33)	1:A:55:SER:N	2:B:78:GLY:N	2	1.77
(1,33)	1:A:55:SER:N	2:B:78:GLY:O	2	1.77
(1,33)	1:A:55:SER:N	2:B:79:LYS:C	2	1.77
(1,33)	1:A:55:SER:N	2:B:79:LYS:CA	2	1.77
(1,33)	1:A:55:SER:N	2:B:79:LYS:CB	2	1.77
(1,33)	1:A:55:SER:N	2:B:79:LYS:CD	2	1.77
(1,33)	1:A:55:SER:N	2:B:79:LYS:CE	2	1.77
(1,33)	1:A:55:SER:N	2:B:79:LYS:CG	2	1.77
(1,33)	1:A:55:SER:N	2:B:79:LYS:H	2	1.77
(1,33)	1:A:55:SER:N	2:B:79:LYS:HA	2	1.77
(1,33)	1:A:55:SER:N	2:B:79:LYS:HB2	2	1.77
(1,33)	1:A:55:SER:N	2:B:79:LYS:HB3	2	1.77
(1,33)	1:A:55:SER:N	2:B:79:LYS:HD2	2	1.77
(1,33)	1:A:55:SER:N	2:B:79:LYS:HD3	2	1.77
(1,33)	1:A:55:SER:N	2:B:79:LYS:HE2	2	1.77
(1,33)	1:A:55:SER:N	2:B:79:LYS:HE3	2	1.77
(1,33)	1:A:55:SER:N	2:B:79:LYS:HG2	2	1.77
(1,33)	1:A:55:SER:N	2:B:79:LYS:HG3	2	1.77
(1,33)	1:A:55:SER:N	2:B:79:LYS:HZ1	2	1.77
(1,33)	1:A:55:SER:N	2:B:79:LYS:HZ2	2	1.77
(1,33)	1:A:55:SER:N	2:B:79:LYS:HZ3	2	1.77
(1,33)	1:A:55:SER:N	2:B:79:LYS:N	2	1.77
(1,33)	1:A:55:SER:N	2:B:79:LYS:NZ	2	1.77
(1,33)	1:A:55:SER:N	2:B:79:LYS:O	2	1.77
(1,33)	1:A:55:SER:N	2:B:80:ILE:C	2	1.77
(1,33)	1:A:55:SER:N	2:B:80:ILE:CA	2	1.77
(1,33)	1:A:55:SER:N	2:B:80:ILE:CB	2	1.77
(1,33)	1:A:55:SER:N	2:B:80:ILE:CD1	2	1.77
(1,33)	1:A:55:SER:N	2:B:80:ILE:CG1	2	1.77
(1,33)	1:A:55:SER:N	2:B:80:ILE:CG2	2	1.77
(1,33)	1:A:55:SER:N	2:B:80:ILE:H	2	1.77
(1,33)	1:A:55:SER:N	2:B:80:ILE:HA	2	1.77
(1,33)	1:A:55:SER:N	2:B:80:ILE:HB	2	1.77
(1,33)	1:A:55:SER:N	2:B:80:ILE:HD11	2	1.77

*Continued on next page...*

*Continued from previous page...*

Key	Atom-1	Atom-2	Model ID	Violation (Å)
(1,33)	1:A:55:SER:N	2:B:80:ILE:HD12	2	1.77
(1,33)	1:A:55:SER:N	2:B:80:ILE:HD13	2	1.77
(1,33)	1:A:55:SER:N	2:B:80:ILE:HG12	2	1.77
(1,33)	1:A:55:SER:N	2:B:80:ILE:HG13	2	1.77
(1,33)	1:A:55:SER:N	2:B:80:ILE:HG21	2	1.77
(1,33)	1:A:55:SER:N	2:B:80:ILE:HG22	2	1.77
(1,33)	1:A:55:SER:N	2:B:80:ILE:HG23	2	1.77
(1,33)	1:A:55:SER:N	2:B:80:ILE:N	2	1.77
(1,33)	1:A:55:SER:N	2:B:80:ILE:O	2	1.77
(1,33)	1:A:55:SER:N	2:B:84:GLN:C	2	1.77
(1,33)	1:A:55:SER:N	2:B:84:GLN:CA	2	1.77
(1,33)	1:A:55:SER:N	2:B:84:GLN:CB	2	1.77
(1,33)	1:A:55:SER:N	2:B:84:GLN:CD	2	1.77
(1,33)	1:A:55:SER:N	2:B:84:GLN:CG	2	1.77
(1,33)	1:A:55:SER:N	2:B:84:GLN:H	2	1.77
(1,33)	1:A:55:SER:N	2:B:84:GLN:HA	2	1.77
(1,33)	1:A:55:SER:N	2:B:84:GLN:HB2	2	1.77
(1,33)	1:A:55:SER:N	2:B:84:GLN:HB3	2	1.77
(1,33)	1:A:55:SER:N	2:B:84:GLN:HE21	2	1.77
(1,33)	1:A:55:SER:N	2:B:84:GLN:HE22	2	1.77
(1,33)	1:A:55:SER:N	2:B:84:GLN:HG2	2	1.77
(1,33)	1:A:55:SER:N	2:B:84:GLN:HG3	2	1.77
(1,33)	1:A:55:SER:N	2:B:84:GLN:N	2	1.77
(1,33)	1:A:55:SER:N	2:B:84:GLN:NE2	2	1.77
(1,33)	1:A:55:SER:N	2:B:84:GLN:O	2	1.77
(1,33)	1:A:55:SER:N	2:B:84:GLN:OE1	2	1.77
(1,33)	1:A:55:SER:N	2:B:97:THR:C	2	1.77
(1,33)	1:A:55:SER:N	2:B:97:THR:CA	2	1.77
(1,33)	1:A:55:SER:N	2:B:97:THR:CB	2	1.77
(1,33)	1:A:55:SER:N	2:B:97:THR:CG2	2	1.77
(1,33)	1:A:55:SER:N	2:B:97:THR:H	2	1.77
(1,33)	1:A:55:SER:N	2:B:97:THR:HA	2	1.77
(1,33)	1:A:55:SER:N	2:B:97:THR:HB	2	1.77
(1,33)	1:A:55:SER:N	2:B:97:THR:HG1	2	1.77
(1,33)	1:A:55:SER:N	2:B:97:THR:HG21	2	1.77
(1,33)	1:A:55:SER:N	2:B:97:THR:HG22	2	1.77
(1,33)	1:A:55:SER:N	2:B:97:THR:HG23	2	1.77
(1,33)	1:A:55:SER:N	2:B:97:THR:N	2	1.77
(1,33)	1:A:55:SER:N	2:B:97:THR:O	2	1.77
(1,33)	1:A:55:SER:N	2:B:97:THR:OG1	2	1.77
(1,33)	1:A:55:SER:N	2:B:99:HIS:C	2	1.77
(1,33)	1:A:55:SER:N	2:B:99:HIS:CA	2	1.77

*Continued on next page...*

*Continued from previous page...*

Key	Atom-1	Atom-2	Model ID	Violation (Å)
(1,33)	1:A:55:SER:N	2:B:99:HIS:CB	2	1.77
(1,33)	1:A:55:SER:N	2:B:99:HIS:CD2	2	1.77
(1,33)	1:A:55:SER:N	2:B:99:HIS:CE1	2	1.77
(1,33)	1:A:55:SER:N	2:B:99:HIS:CG	2	1.77
(1,33)	1:A:55:SER:N	2:B:99:HIS:H	2	1.77
(1,33)	1:A:55:SER:N	2:B:99:HIS:HA	2	1.77
(1,33)	1:A:55:SER:N	2:B:99:HIS:HB2	2	1.77
(1,33)	1:A:55:SER:N	2:B:99:HIS:HB3	2	1.77
(1,33)	1:A:55:SER:N	2:B:99:HIS:HD1	2	1.77
(1,33)	1:A:55:SER:N	2:B:99:HIS:HD2	2	1.77
(1,33)	1:A:55:SER:N	2:B:99:HIS:HE1	2	1.77
(1,33)	1:A:55:SER:N	2:B:99:HIS:HE2	2	1.77
(1,33)	1:A:55:SER:N	2:B:99:HIS:N	2	1.77
(1,33)	1:A:55:SER:N	2:B:99:HIS:ND1	2	1.77
(1,33)	1:A:55:SER:N	2:B:99:HIS:NE2	2	1.77
(1,33)	1:A:55:SER:N	2:B:99:HIS:O	2	1.77
(1,33)	1:A:55:SER:N	2:B:101:VAL:C	2	1.77
(1,33)	1:A:55:SER:N	2:B:101:VAL:CA	2	1.77
(1,33)	1:A:55:SER:N	2:B:101:VAL:CB	2	1.77
(1,33)	1:A:55:SER:N	2:B:101:VAL:CG1	2	1.77
(1,33)	1:A:55:SER:N	2:B:101:VAL:CG2	2	1.77
(1,33)	1:A:55:SER:N	2:B:101:VAL:H	2	1.77
(1,33)	1:A:55:SER:N	2:B:101:VAL:HA	2	1.77
(1,33)	1:A:55:SER:N	2:B:101:VAL:HB	2	1.77
(1,33)	1:A:55:SER:N	2:B:101:VAL:HG11	2	1.77
(1,33)	1:A:55:SER:N	2:B:101:VAL:HG12	2	1.77
(1,33)	1:A:55:SER:N	2:B:101:VAL:HG13	2	1.77
(1,33)	1:A:55:SER:N	2:B:101:VAL:HG21	2	1.77
(1,33)	1:A:55:SER:N	2:B:101:VAL:HG22	2	1.77
(1,33)	1:A:55:SER:N	2:B:101:VAL:HG23	2	1.77
(1,33)	1:A:55:SER:N	2:B:101:VAL:N	2	1.77
(1,33)	1:A:55:SER:N	2:B:101:VAL:O	2	1.77
(1,33)	1:A:55:SER:O	2:B:75:ILE:C	2	1.77
(1,33)	1:A:55:SER:O	2:B:75:ILE:CA	2	1.77
(1,33)	1:A:55:SER:O	2:B:75:ILE:CB	2	1.77
(1,33)	1:A:55:SER:O	2:B:75:ILE:CD1	2	1.77
(1,33)	1:A:55:SER:O	2:B:75:ILE:CG1	2	1.77
(1,33)	1:A:55:SER:O	2:B:75:ILE:CG2	2	1.77
(1,33)	1:A:55:SER:O	2:B:75:ILE:H	2	1.77
(1,33)	1:A:55:SER:O	2:B:75:ILE:HA	2	1.77
(1,33)	1:A:55:SER:O	2:B:75:ILE:HB	2	1.77
(1,33)	1:A:55:SER:O	2:B:75:ILE:HD11	2	1.77

*Continued on next page...*

*Continued from previous page...*

Key	Atom-1	Atom-2	Model ID	Violation (Å)
(1,33)	1:A:55:SER:O	2:B:75:ILE:HD12	2	1.77
(1,33)	1:A:55:SER:O	2:B:75:ILE:HD13	2	1.77
(1,33)	1:A:55:SER:O	2:B:75:ILE:HG12	2	1.77
(1,33)	1:A:55:SER:O	2:B:75:ILE:HG13	2	1.77
(1,33)	1:A:55:SER:O	2:B:75:ILE:HG21	2	1.77
(1,33)	1:A:55:SER:O	2:B:75:ILE:HG22	2	1.77
(1,33)	1:A:55:SER:O	2:B:75:ILE:HG23	2	1.77
(1,33)	1:A:55:SER:O	2:B:75:ILE:N	2	1.77
(1,33)	1:A:55:SER:O	2:B:75:ILE:O	2	1.77
(1,33)	1:A:55:SER:O	2:B:77:ALA:C	2	1.77
(1,33)	1:A:55:SER:O	2:B:77:ALA:CA	2	1.77
(1,33)	1:A:55:SER:O	2:B:77:ALA:CB	2	1.77
(1,33)	1:A:55:SER:O	2:B:77:ALA:H	2	1.77
(1,33)	1:A:55:SER:O	2:B:77:ALA:HA	2	1.77
(1,33)	1:A:55:SER:O	2:B:77:ALA:HB1	2	1.77
(1,33)	1:A:55:SER:O	2:B:77:ALA:HB2	2	1.77
(1,33)	1:A:55:SER:O	2:B:77:ALA:HB3	2	1.77
(1,33)	1:A:55:SER:O	2:B:77:ALA:N	2	1.77
(1,33)	1:A:55:SER:O	2:B:77:ALA:O	2	1.77
(1,33)	1:A:55:SER:O	2:B:78:GLY:C	2	1.77
(1,33)	1:A:55:SER:O	2:B:78:GLY:CA	2	1.77
(1,33)	1:A:55:SER:O	2:B:78:GLY:H	2	1.77
(1,33)	1:A:55:SER:O	2:B:78:GLY:HA2	2	1.77
(1,33)	1:A:55:SER:O	2:B:78:GLY:HA3	2	1.77
(1,33)	1:A:55:SER:O	2:B:78:GLY:N	2	1.77
(1,33)	1:A:55:SER:O	2:B:78:GLY:O	2	1.77
(1,33)	1:A:55:SER:O	2:B:79:LYS:C	2	1.77
(1,33)	1:A:55:SER:O	2:B:79:LYS:CA	2	1.77
(1,33)	1:A:55:SER:O	2:B:79:LYS:CB	2	1.77
(1,33)	1:A:55:SER:O	2:B:79:LYS:CD	2	1.77
(1,33)	1:A:55:SER:O	2:B:79:LYS:CE	2	1.77
(1,33)	1:A:55:SER:O	2:B:79:LYS:CG	2	1.77
(1,33)	1:A:55:SER:O	2:B:79:LYS:H	2	1.77
(1,33)	1:A:55:SER:O	2:B:79:LYS:HA	2	1.77
(1,33)	1:A:55:SER:O	2:B:79:LYS:HB2	2	1.77
(1,33)	1:A:55:SER:O	2:B:79:LYS:HB3	2	1.77
(1,33)	1:A:55:SER:O	2:B:79:LYS:HD2	2	1.77
(1,33)	1:A:55:SER:O	2:B:79:LYS:HD3	2	1.77
(1,33)	1:A:55:SER:O	2:B:79:LYS:HE2	2	1.77
(1,33)	1:A:55:SER:O	2:B:79:LYS:HE3	2	1.77
(1,33)	1:A:55:SER:O	2:B:79:LYS:HG2	2	1.77
(1,33)	1:A:55:SER:O	2:B:79:LYS:HG3	2	1.77

*Continued on next page...*

*Continued from previous page...*

Key	Atom-1	Atom-2	Model ID	Violation (Å)
(1,33)	1:A:55:SER:O	2:B:79:LYS:HZ1	2	1.77
(1,33)	1:A:55:SER:O	2:B:79:LYS:HZ2	2	1.77
(1,33)	1:A:55:SER:O	2:B:79:LYS:HZ3	2	1.77
(1,33)	1:A:55:SER:O	2:B:79:LYS:N	2	1.77
(1,33)	1:A:55:SER:O	2:B:79:LYS:NZ	2	1.77
(1,33)	1:A:55:SER:O	2:B:79:LYS:O	2	1.77
(1,33)	1:A:55:SER:O	2:B:80:ILE:C	2	1.77
(1,33)	1:A:55:SER:O	2:B:80:ILE:CA	2	1.77
(1,33)	1:A:55:SER:O	2:B:80:ILE:CB	2	1.77
(1,33)	1:A:55:SER:O	2:B:80:ILE:CD1	2	1.77
(1,33)	1:A:55:SER:O	2:B:80:ILE:CG1	2	1.77
(1,33)	1:A:55:SER:O	2:B:80:ILE:CG2	2	1.77
(1,33)	1:A:55:SER:O	2:B:80:ILE:H	2	1.77
(1,33)	1:A:55:SER:O	2:B:80:ILE:HA	2	1.77
(1,33)	1:A:55:SER:O	2:B:80:ILE:HB	2	1.77
(1,33)	1:A:55:SER:O	2:B:80:ILE:HD11	2	1.77
(1,33)	1:A:55:SER:O	2:B:80:ILE:HD12	2	1.77
(1,33)	1:A:55:SER:O	2:B:80:ILE:HD13	2	1.77
(1,33)	1:A:55:SER:O	2:B:80:ILE:HG12	2	1.77
(1,33)	1:A:55:SER:O	2:B:80:ILE:HG13	2	1.77
(1,33)	1:A:55:SER:O	2:B:80:ILE:HG21	2	1.77
(1,33)	1:A:55:SER:O	2:B:80:ILE:HG22	2	1.77
(1,33)	1:A:55:SER:O	2:B:80:ILE:HG23	2	1.77
(1,33)	1:A:55:SER:O	2:B:80:ILE:N	2	1.77
(1,33)	1:A:55:SER:O	2:B:80:ILE:O	2	1.77
(1,33)	1:A:55:SER:O	2:B:84:GLN:C	2	1.77
(1,33)	1:A:55:SER:O	2:B:84:GLN:CA	2	1.77
(1,33)	1:A:55:SER:O	2:B:84:GLN:CB	2	1.77
(1,33)	1:A:55:SER:O	2:B:84:GLN:CD	2	1.77
(1,33)	1:A:55:SER:O	2:B:84:GLN:CG	2	1.77
(1,33)	1:A:55:SER:O	2:B:84:GLN:H	2	1.77
(1,33)	1:A:55:SER:O	2:B:84:GLN:HA	2	1.77
(1,33)	1:A:55:SER:O	2:B:84:GLN:HB2	2	1.77
(1,33)	1:A:55:SER:O	2:B:84:GLN:HB3	2	1.77
(1,33)	1:A:55:SER:O	2:B:84:GLN:HE21	2	1.77
(1,33)	1:A:55:SER:O	2:B:84:GLN:HE22	2	1.77
(1,33)	1:A:55:SER:O	2:B:84:GLN:HG2	2	1.77
(1,33)	1:A:55:SER:O	2:B:84:GLN:HG3	2	1.77
(1,33)	1:A:55:SER:O	2:B:84:GLN:N	2	1.77
(1,33)	1:A:55:SER:O	2:B:84:GLN:NE2	2	1.77
(1,33)	1:A:55:SER:O	2:B:84:GLN:O	2	1.77
(1,33)	1:A:55:SER:O	2:B:84:GLN:OE1	2	1.77

*Continued on next page...*

*Continued from previous page...*

Key	Atom-1	Atom-2	Model ID	Violation (Å)
(1,33)	1:A:55:SER:O	2:B:97:THR:C	2	1.77
(1,33)	1:A:55:SER:O	2:B:97:THR:CA	2	1.77
(1,33)	1:A:55:SER:O	2:B:97:THR:CB	2	1.77
(1,33)	1:A:55:SER:O	2:B:97:THR:CG2	2	1.77
(1,33)	1:A:55:SER:O	2:B:97:THR:H	2	1.77
(1,33)	1:A:55:SER:O	2:B:97:THR:HA	2	1.77
(1,33)	1:A:55:SER:O	2:B:97:THR:HB	2	1.77
(1,33)	1:A:55:SER:O	2:B:97:THR:HG1	2	1.77
(1,33)	1:A:55:SER:O	2:B:97:THR:HG21	2	1.77
(1,33)	1:A:55:SER:O	2:B:97:THR:HG22	2	1.77
(1,33)	1:A:55:SER:O	2:B:97:THR:HG23	2	1.77
(1,33)	1:A:55:SER:O	2:B:97:THR:N	2	1.77
(1,33)	1:A:55:SER:O	2:B:97:THR:O	2	1.77
(1,33)	1:A:55:SER:O	2:B:97:THR:OG1	2	1.77
(1,33)	1:A:55:SER:O	2:B:99:HIS:C	2	1.77
(1,33)	1:A:55:SER:O	2:B:99:HIS:CA	2	1.77
(1,33)	1:A:55:SER:O	2:B:99:HIS:CB	2	1.77
(1,33)	1:A:55:SER:O	2:B:99:HIS:CD2	2	1.77
(1,33)	1:A:55:SER:O	2:B:99:HIS:CE1	2	1.77
(1,33)	1:A:55:SER:O	2:B:99:HIS:CG	2	1.77
(1,33)	1:A:55:SER:O	2:B:99:HIS:H	2	1.77
(1,33)	1:A:55:SER:O	2:B:99:HIS:HA	2	1.77
(1,33)	1:A:55:SER:O	2:B:99:HIS:HB2	2	1.77
(1,33)	1:A:55:SER:O	2:B:99:HIS:HB3	2	1.77
(1,33)	1:A:55:SER:O	2:B:99:HIS:HD1	2	1.77
(1,33)	1:A:55:SER:O	2:B:99:HIS:HD2	2	1.77
(1,33)	1:A:55:SER:O	2:B:99:HIS:HE1	2	1.77
(1,33)	1:A:55:SER:O	2:B:99:HIS:HE2	2	1.77
(1,33)	1:A:55:SER:O	2:B:99:HIS:N	2	1.77
(1,33)	1:A:55:SER:O	2:B:99:HIS:ND1	2	1.77
(1,33)	1:A:55:SER:O	2:B:99:HIS:NE2	2	1.77
(1,33)	1:A:55:SER:O	2:B:99:HIS:O	2	1.77
(1,33)	1:A:55:SER:O	2:B:101:VAL:C	2	1.77
(1,33)	1:A:55:SER:O	2:B:101:VAL:CA	2	1.77
(1,33)	1:A:55:SER:O	2:B:101:VAL:CB	2	1.77
(1,33)	1:A:55:SER:O	2:B:101:VAL:CG1	2	1.77
(1,33)	1:A:55:SER:O	2:B:101:VAL:CG2	2	1.77
(1,33)	1:A:55:SER:O	2:B:101:VAL:H	2	1.77
(1,33)	1:A:55:SER:O	2:B:101:VAL:HA	2	1.77
(1,33)	1:A:55:SER:O	2:B:101:VAL:HB	2	1.77
(1,33)	1:A:55:SER:O	2:B:101:VAL:HG11	2	1.77
(1,33)	1:A:55:SER:O	2:B:101:VAL:HG12	2	1.77

*Continued on next page...*



*Continued from previous page...*

Key	Atom-1	Atom-2	Model ID	Violation (Å)
(1,33)	1:A:55:SER:O	2:B:101:VAL:HG13	2	1.77
(1,33)	1:A:55:SER:O	2:B:101:VAL:HG21	2	1.77
(1,33)	1:A:55:SER:O	2:B:101:VAL:HG22	2	1.77
(1,33)	1:A:55:SER:O	2:B:101:VAL:HG23	2	1.77
(1,33)	1:A:55:SER:O	2:B:101:VAL:N	2	1.77
(1,33)	1:A:55:SER:O	2:B:101:VAL:O	2	1.77
(1,33)	1:A:55:SER:OG	2:B:75:ILE:C	2	1.77
(1,33)	1:A:55:SER:OG	2:B:75:ILE:CA	2	1.77
(1,33)	1:A:55:SER:OG	2:B:75:ILE:CB	2	1.77
(1,33)	1:A:55:SER:OG	2:B:75:ILE:CD1	2	1.77
(1,33)	1:A:55:SER:OG	2:B:75:ILE:CG1	2	1.77
(1,33)	1:A:55:SER:OG	2:B:75:ILE:CG2	2	1.77
(1,33)	1:A:55:SER:OG	2:B:75:ILE:H	2	1.77
(1,33)	1:A:55:SER:OG	2:B:75:ILE:HA	2	1.77
(1,33)	1:A:55:SER:OG	2:B:75:ILE:HB	2	1.77
(1,33)	1:A:55:SER:OG	2:B:75:ILE:HD11	2	1.77
(1,33)	1:A:55:SER:OG	2:B:75:ILE:HD12	2	1.77
(1,33)	1:A:55:SER:OG	2:B:75:ILE:HD13	2	1.77
(1,33)	1:A:55:SER:OG	2:B:75:ILE:HG12	2	1.77
(1,33)	1:A:55:SER:OG	2:B:75:ILE:HG13	2	1.77
(1,33)	1:A:55:SER:OG	2:B:75:ILE:HG21	2	1.77
(1,33)	1:A:55:SER:OG	2:B:75:ILE:HG22	2	1.77
(1,33)	1:A:55:SER:OG	2:B:75:ILE:HG23	2	1.77
(1,33)	1:A:55:SER:OG	2:B:75:ILE:N	2	1.77
(1,33)	1:A:55:SER:OG	2:B:75:ILE:O	2	1.77
(1,33)	1:A:55:SER:OG	2:B:77:ALA:C	2	1.77
(1,33)	1:A:55:SER:OG	2:B:77:ALA:CA	2	1.77
(1,33)	1:A:55:SER:OG	2:B:77:ALA:CB	2	1.77
(1,33)	1:A:55:SER:OG	2:B:77:ALA:H	2	1.77
(1,33)	1:A:55:SER:OG	2:B:77:ALA:HA	2	1.77
(1,33)	1:A:55:SER:OG	2:B:77:ALA:HB1	2	1.77
(1,33)	1:A:55:SER:OG	2:B:77:ALA:HB2	2	1.77
(1,33)	1:A:55:SER:OG	2:B:77:ALA:HB3	2	1.77
(1,33)	1:A:55:SER:OG	2:B:77:ALA:N	2	1.77
(1,33)	1:A:55:SER:OG	2:B:77:ALA:O	2	1.77
(1,33)	1:A:55:SER:OG	2:B:78:GLY:C	2	1.77
(1,33)	1:A:55:SER:OG	2:B:78:GLY:CA	2	1.77
(1,33)	1:A:55:SER:OG	2:B:78:GLY:H	2	1.77
(1,33)	1:A:55:SER:OG	2:B:78:GLY:HA2	2	1.77
(1,33)	1:A:55:SER:OG	2:B:78:GLY:HA3	2	1.77
(1,33)	1:A:55:SER:OG	2:B:78:GLY:N	2	1.77
(1,33)	1:A:55:SER:OG	2:B:78:GLY:O	2	1.77

*Continued on next page...*

*Continued from previous page...*

Key	Atom-1	Atom-2	Model ID	Violation (Å)
(1,33)	1:A:55:SER:OG	2:B:79:LYS:C	2	1.77
(1,33)	1:A:55:SER:OG	2:B:79:LYS:CA	2	1.77
(1,33)	1:A:55:SER:OG	2:B:79:LYS:CB	2	1.77
(1,33)	1:A:55:SER:OG	2:B:79:LYS:CD	2	1.77
(1,33)	1:A:55:SER:OG	2:B:79:LYS:CE	2	1.77
(1,33)	1:A:55:SER:OG	2:B:79:LYS:CG	2	1.77
(1,33)	1:A:55:SER:OG	2:B:79:LYS:H	2	1.77
(1,33)	1:A:55:SER:OG	2:B:79:LYS:HA	2	1.77
(1,33)	1:A:55:SER:OG	2:B:79:LYS:HB2	2	1.77
(1,33)	1:A:55:SER:OG	2:B:79:LYS:HB3	2	1.77
(1,33)	1:A:55:SER:OG	2:B:79:LYS:HD2	2	1.77
(1,33)	1:A:55:SER:OG	2:B:79:LYS:HD3	2	1.77
(1,33)	1:A:55:SER:OG	2:B:79:LYS:HE2	2	1.77
(1,33)	1:A:55:SER:OG	2:B:79:LYS:HE3	2	1.77
(1,33)	1:A:55:SER:OG	2:B:79:LYS:HG2	2	1.77
(1,33)	1:A:55:SER:OG	2:B:79:LYS:HG3	2	1.77
(1,33)	1:A:55:SER:OG	2:B:79:LYS:HZ1	2	1.77
(1,33)	1:A:55:SER:OG	2:B:79:LYS:HZ2	2	1.77
(1,33)	1:A:55:SER:OG	2:B:79:LYS:HZ3	2	1.77
(1,33)	1:A:55:SER:OG	2:B:79:LYS:N	2	1.77
(1,33)	1:A:55:SER:OG	2:B:79:LYS:NZ	2	1.77
(1,33)	1:A:55:SER:OG	2:B:79:LYS:O	2	1.77
(1,33)	1:A:55:SER:OG	2:B:80:ILE:C	2	1.77
(1,33)	1:A:55:SER:OG	2:B:80:ILE:CA	2	1.77
(1,33)	1:A:55:SER:OG	2:B:80:ILE:CB	2	1.77
(1,33)	1:A:55:SER:OG	2:B:80:ILE:CD1	2	1.77
(1,33)	1:A:55:SER:OG	2:B:80:ILE:CG1	2	1.77
(1,33)	1:A:55:SER:OG	2:B:80:ILE:CG2	2	1.77
(1,33)	1:A:55:SER:OG	2:B:80:ILE:H	2	1.77
(1,33)	1:A:55:SER:OG	2:B:80:ILE:HA	2	1.77
(1,33)	1:A:55:SER:OG	2:B:80:ILE:HB	2	1.77
(1,33)	1:A:55:SER:OG	2:B:80:ILE:HD11	2	1.77
(1,33)	1:A:55:SER:OG	2:B:80:ILE:HD12	2	1.77
(1,33)	1:A:55:SER:OG	2:B:80:ILE:HD13	2	1.77
(1,33)	1:A:55:SER:OG	2:B:80:ILE:HG12	2	1.77
(1,33)	1:A:55:SER:OG	2:B:80:ILE:HG13	2	1.77
(1,33)	1:A:55:SER:OG	2:B:80:ILE:HG21	2	1.77
(1,33)	1:A:55:SER:OG	2:B:80:ILE:HG22	2	1.77
(1,33)	1:A:55:SER:OG	2:B:80:ILE:HG23	2	1.77
(1,33)	1:A:55:SER:OG	2:B:80:ILE:N	2	1.77
(1,33)	1:A:55:SER:OG	2:B:80:ILE:O	2	1.77
(1,33)	1:A:55:SER:OG	2:B:84:GLN:C	2	1.77

*Continued on next page...*

*Continued from previous page...*

Key	Atom-1	Atom-2	Model ID	Violation (Å)
(1,33)	1:A:55:SER:OG	2:B:84:GLN:CA	2	1.77
(1,33)	1:A:55:SER:OG	2:B:84:GLN:CB	2	1.77
(1,33)	1:A:55:SER:OG	2:B:84:GLN:CD	2	1.77
(1,33)	1:A:55:SER:OG	2:B:84:GLN:CG	2	1.77
(1,33)	1:A:55:SER:OG	2:B:84:GLN:H	2	1.77
(1,33)	1:A:55:SER:OG	2:B:84:GLN:HA	2	1.77
(1,33)	1:A:55:SER:OG	2:B:84:GLN:HB2	2	1.77
(1,33)	1:A:55:SER:OG	2:B:84:GLN:HB3	2	1.77
(1,33)	1:A:55:SER:OG	2:B:84:GLN:HE21	2	1.77
(1,33)	1:A:55:SER:OG	2:B:84:GLN:HE22	2	1.77
(1,33)	1:A:55:SER:OG	2:B:84:GLN:HG2	2	1.77
(1,33)	1:A:55:SER:OG	2:B:84:GLN:HG3	2	1.77
(1,33)	1:A:55:SER:OG	2:B:84:GLN:N	2	1.77
(1,33)	1:A:55:SER:OG	2:B:84:GLN:NE2	2	1.77
(1,33)	1:A:55:SER:OG	2:B:84:GLN:O	2	1.77
(1,33)	1:A:55:SER:OG	2:B:84:GLN:OE1	2	1.77
(1,33)	1:A:55:SER:OG	2:B:97:THR:C	2	1.77
(1,33)	1:A:55:SER:OG	2:B:97:THR:CA	2	1.77
(1,33)	1:A:55:SER:OG	2:B:97:THR:CB	2	1.77
(1,33)	1:A:55:SER:OG	2:B:97:THR:CG2	2	1.77
(1,33)	1:A:55:SER:OG	2:B:97:THR:H	2	1.77
(1,33)	1:A:55:SER:OG	2:B:97:THR:HA	2	1.77
(1,33)	1:A:55:SER:OG	2:B:97:THR:HB	2	1.77
(1,33)	1:A:55:SER:OG	2:B:97:THR:HG1	2	1.77
(1,33)	1:A:55:SER:OG	2:B:97:THR:HG21	2	1.77
(1,33)	1:A:55:SER:OG	2:B:97:THR:HG22	2	1.77
(1,33)	1:A:55:SER:OG	2:B:97:THR:HG23	2	1.77
(1,33)	1:A:55:SER:OG	2:B:97:THR:N	2	1.77
(1,33)	1:A:55:SER:OG	2:B:97:THR:O	2	1.77
(1,33)	1:A:55:SER:OG	2:B:97:THR:OG1	2	1.77
(1,33)	1:A:55:SER:OG	2:B:99:HIS:C	2	1.77
(1,33)	1:A:55:SER:OG	2:B:99:HIS:CA	2	1.77
(1,33)	1:A:55:SER:OG	2:B:99:HIS:CB	2	1.77
(1,33)	1:A:55:SER:OG	2:B:99:HIS:CD2	2	1.77
(1,33)	1:A:55:SER:OG	2:B:99:HIS:CE1	2	1.77
(1,33)	1:A:55:SER:OG	2:B:99:HIS:CG	2	1.77
(1,33)	1:A:55:SER:OG	2:B:99:HIS:H	2	1.77
(1,33)	1:A:55:SER:OG	2:B:99:HIS:HA	2	1.77
(1,33)	1:A:55:SER:OG	2:B:99:HIS:HB2	2	1.77
(1,33)	1:A:55:SER:OG	2:B:99:HIS:HB3	2	1.77
(1,33)	1:A:55:SER:OG	2:B:99:HIS:HD1	2	1.77
(1,33)	1:A:55:SER:OG	2:B:99:HIS:HD2	2	1.77

*Continued on next page...*

*Continued from previous page...*

Key	Atom-1	Atom-2	Model ID	Violation (Å)
(1,33)	1:A:55:SER:OG	2:B:99:HIS:HE1	2	1.77
(1,33)	1:A:55:SER:OG	2:B:99:HIS:HE2	2	1.77
(1,33)	1:A:55:SER:OG	2:B:99:HIS:N	2	1.77
(1,33)	1:A:55:SER:OG	2:B:99:HIS:ND1	2	1.77
(1,33)	1:A:55:SER:OG	2:B:99:HIS:NE2	2	1.77
(1,33)	1:A:55:SER:OG	2:B:99:HIS:O	2	1.77
(1,33)	1:A:55:SER:OG	2:B:101:VAL:C	2	1.77
(1,33)	1:A:55:SER:OG	2:B:101:VAL:CA	2	1.77
(1,33)	1:A:55:SER:OG	2:B:101:VAL:CB	2	1.77
(1,33)	1:A:55:SER:OG	2:B:101:VAL:CG1	2	1.77
(1,33)	1:A:55:SER:OG	2:B:101:VAL:CG2	2	1.77
(1,33)	1:A:55:SER:OG	2:B:101:VAL:H	2	1.77
(1,33)	1:A:55:SER:OG	2:B:101:VAL:HA	2	1.77
(1,33)	1:A:55:SER:OG	2:B:101:VAL:HB	2	1.77
(1,33)	1:A:55:SER:OG	2:B:101:VAL:HG11	2	1.77
(1,33)	1:A:55:SER:OG	2:B:101:VAL:HG12	2	1.77
(1,33)	1:A:55:SER:OG	2:B:101:VAL:HG13	2	1.77
(1,33)	1:A:55:SER:OG	2:B:101:VAL:HG21	2	1.77
(1,33)	1:A:55:SER:OG	2:B:101:VAL:HG22	2	1.77
(1,33)	1:A:55:SER:OG	2:B:101:VAL:HG23	2	1.77
(1,33)	1:A:55:SER:OG	2:B:101:VAL:N	2	1.77
(1,33)	1:A:55:SER:OG	2:B:101:VAL:O	2	1.77
(1,37)	1:A:104:ARG:C	2:B:75:ILE:C	10	1.76
(1,37)	1:A:104:ARG:C	2:B:75:ILE:CA	10	1.76
(1,37)	1:A:104:ARG:C	2:B:75:ILE:CB	10	1.76
(1,37)	1:A:104:ARG:C	2:B:75:ILE:CD1	10	1.76
(1,37)	1:A:104:ARG:C	2:B:75:ILE:CG1	10	1.76
(1,37)	1:A:104:ARG:C	2:B:75:ILE:CG2	10	1.76
(1,37)	1:A:104:ARG:C	2:B:75:ILE:H	10	1.76
(1,37)	1:A:104:ARG:C	2:B:75:ILE:HA	10	1.76
(1,37)	1:A:104:ARG:C	2:B:75:ILE:HB	10	1.76
(1,37)	1:A:104:ARG:C	2:B:75:ILE:HD11	10	1.76
(1,37)	1:A:104:ARG:C	2:B:75:ILE:HD12	10	1.76
(1,37)	1:A:104:ARG:C	2:B:75:ILE:HD13	10	1.76
(1,37)	1:A:104:ARG:C	2:B:75:ILE:HG12	10	1.76
(1,37)	1:A:104:ARG:C	2:B:75:ILE:HG13	10	1.76
(1,37)	1:A:104:ARG:C	2:B:75:ILE:HG21	10	1.76
(1,37)	1:A:104:ARG:C	2:B:75:ILE:HG22	10	1.76
(1,37)	1:A:104:ARG:C	2:B:75:ILE:HG23	10	1.76
(1,37)	1:A:104:ARG:C	2:B:75:ILE:N	10	1.76
(1,37)	1:A:104:ARG:C	2:B:75:ILE:O	10	1.76
(1,37)	1:A:104:ARG:C	2:B:77:ALA:C	10	1.76

*Continued on next page...*

*Continued from previous page...*

Key	Atom-1	Atom-2	Model ID	Violation (Å)
(1,37)	1:A:104:ARG:C	2:B:77:ALA:CA	10	1.76
(1,37)	1:A:104:ARG:C	2:B:77:ALA:CB	10	1.76
(1,37)	1:A:104:ARG:C	2:B:77:ALA:H	10	1.76
(1,37)	1:A:104:ARG:C	2:B:77:ALA:HA	10	1.76
(1,37)	1:A:104:ARG:C	2:B:77:ALA:HB1	10	1.76
(1,37)	1:A:104:ARG:C	2:B:77:ALA:HB2	10	1.76
(1,37)	1:A:104:ARG:C	2:B:77:ALA:HB3	10	1.76
(1,37)	1:A:104:ARG:C	2:B:77:ALA:N	10	1.76
(1,37)	1:A:104:ARG:C	2:B:77:ALA:O	10	1.76
(1,37)	1:A:104:ARG:C	2:B:78:GLY:C	10	1.76
(1,37)	1:A:104:ARG:C	2:B:78:GLY:CA	10	1.76
(1,37)	1:A:104:ARG:C	2:B:78:GLY:H	10	1.76
(1,37)	1:A:104:ARG:C	2:B:78:GLY:HA2	10	1.76
(1,37)	1:A:104:ARG:C	2:B:78:GLY:HA3	10	1.76
(1,37)	1:A:104:ARG:C	2:B:78:GLY:N	10	1.76
(1,37)	1:A:104:ARG:C	2:B:78:GLY:O	10	1.76
(1,37)	1:A:104:ARG:C	2:B:79:LYS:C	10	1.76
(1,37)	1:A:104:ARG:C	2:B:79:LYS:CA	10	1.76
(1,37)	1:A:104:ARG:C	2:B:79:LYS:CB	10	1.76
(1,37)	1:A:104:ARG:C	2:B:79:LYS:CD	10	1.76
(1,37)	1:A:104:ARG:C	2:B:79:LYS:CE	10	1.76
(1,37)	1:A:104:ARG:C	2:B:79:LYS:CG	10	1.76
(1,37)	1:A:104:ARG:C	2:B:79:LYS:H	10	1.76
(1,37)	1:A:104:ARG:C	2:B:79:LYS:HA	10	1.76
(1,37)	1:A:104:ARG:C	2:B:79:LYS:HB2	10	1.76
(1,37)	1:A:104:ARG:C	2:B:79:LYS:HB3	10	1.76
(1,37)	1:A:104:ARG:C	2:B:79:LYS:HD2	10	1.76
(1,37)	1:A:104:ARG:C	2:B:79:LYS:HD3	10	1.76
(1,37)	1:A:104:ARG:C	2:B:79:LYS:HE2	10	1.76
(1,37)	1:A:104:ARG:C	2:B:79:LYS:HE3	10	1.76
(1,37)	1:A:104:ARG:C	2:B:79:LYS:HG2	10	1.76
(1,37)	1:A:104:ARG:C	2:B:79:LYS:HG3	10	1.76
(1,37)	1:A:104:ARG:C	2:B:79:LYS:HZ1	10	1.76
(1,37)	1:A:104:ARG:C	2:B:79:LYS:HZ2	10	1.76
(1,37)	1:A:104:ARG:C	2:B:79:LYS:HZ3	10	1.76
(1,37)	1:A:104:ARG:C	2:B:79:LYS:N	10	1.76
(1,37)	1:A:104:ARG:C	2:B:79:LYS:NZ	10	1.76
(1,37)	1:A:104:ARG:C	2:B:79:LYS:O	10	1.76
(1,37)	1:A:104:ARG:C	2:B:80:ILE:C	10	1.76
(1,37)	1:A:104:ARG:C	2:B:80:ILE:CA	10	1.76
(1,37)	1:A:104:ARG:C	2:B:80:ILE:CB	10	1.76
(1,37)	1:A:104:ARG:C	2:B:80:ILE:CD1	10	1.76

*Continued on next page...*

*Continued from previous page...*

Key	Atom-1	Atom-2	Model ID	Violation (Å)
(1,37)	1:A:104:ARG:C	2:B:80:ILE:CG1	10	1.76
(1,37)	1:A:104:ARG:C	2:B:80:ILE:CG2	10	1.76
(1,37)	1:A:104:ARG:C	2:B:80:ILE:H	10	1.76
(1,37)	1:A:104:ARG:C	2:B:80:ILE:HA	10	1.76
(1,37)	1:A:104:ARG:C	2:B:80:ILE:HB	10	1.76
(1,37)	1:A:104:ARG:C	2:B:80:ILE:HD11	10	1.76
(1,37)	1:A:104:ARG:C	2:B:80:ILE:HD12	10	1.76
(1,37)	1:A:104:ARG:C	2:B:80:ILE:HD13	10	1.76
(1,37)	1:A:104:ARG:C	2:B:80:ILE:HG12	10	1.76
(1,37)	1:A:104:ARG:C	2:B:80:ILE:HG13	10	1.76
(1,37)	1:A:104:ARG:C	2:B:80:ILE:HG21	10	1.76
(1,37)	1:A:104:ARG:C	2:B:80:ILE:HG22	10	1.76
(1,37)	1:A:104:ARG:C	2:B:80:ILE:HG23	10	1.76
(1,37)	1:A:104:ARG:C	2:B:80:ILE:N	10	1.76
(1,37)	1:A:104:ARG:C	2:B:80:ILE:O	10	1.76
(1,37)	1:A:104:ARG:C	2:B:84:GLN:C	10	1.76
(1,37)	1:A:104:ARG:C	2:B:84:GLN:CA	10	1.76
(1,37)	1:A:104:ARG:C	2:B:84:GLN:CB	10	1.76
(1,37)	1:A:104:ARG:C	2:B:84:GLN:CD	10	1.76
(1,37)	1:A:104:ARG:C	2:B:84:GLN:CG	10	1.76
(1,37)	1:A:104:ARG:C	2:B:84:GLN:H	10	1.76
(1,37)	1:A:104:ARG:C	2:B:84:GLN:HA	10	1.76
(1,37)	1:A:104:ARG:C	2:B:84:GLN:HB2	10	1.76
(1,37)	1:A:104:ARG:C	2:B:84:GLN:HB3	10	1.76
(1,37)	1:A:104:ARG:C	2:B:84:GLN:HE21	10	1.76
(1,37)	1:A:104:ARG:C	2:B:84:GLN:HE22	10	1.76
(1,37)	1:A:104:ARG:C	2:B:84:GLN:HG2	10	1.76
(1,37)	1:A:104:ARG:C	2:B:84:GLN:HG3	10	1.76
(1,37)	1:A:104:ARG:C	2:B:84:GLN:N	10	1.76
(1,37)	1:A:104:ARG:C	2:B:84:GLN:NE2	10	1.76
(1,37)	1:A:104:ARG:C	2:B:84:GLN:O	10	1.76
(1,37)	1:A:104:ARG:C	2:B:84:GLN:OE1	10	1.76
(1,37)	1:A:104:ARG:C	2:B:97:THR:C	10	1.76
(1,37)	1:A:104:ARG:C	2:B:97:THR:CA	10	1.76
(1,37)	1:A:104:ARG:C	2:B:97:THR:CB	10	1.76
(1,37)	1:A:104:ARG:C	2:B:97:THR:CG2	10	1.76
(1,37)	1:A:104:ARG:C	2:B:97:THR:H	10	1.76
(1,37)	1:A:104:ARG:C	2:B:97:THR:HA	10	1.76
(1,37)	1:A:104:ARG:C	2:B:97:THR:HB	10	1.76
(1,37)	1:A:104:ARG:C	2:B:97:THR:HG1	10	1.76
(1,37)	1:A:104:ARG:C	2:B:97:THR:HG21	10	1.76
(1,37)	1:A:104:ARG:C	2:B:97:THR:HG22	10	1.76

*Continued on next page...*

*Continued from previous page...*

Key	Atom-1	Atom-2	Model ID	Violation (Å)
(1,37)	1:A:104:ARG:C	2:B:97:THR:HG23	10	1.76
(1,37)	1:A:104:ARG:C	2:B:97:THR:N	10	1.76
(1,37)	1:A:104:ARG:C	2:B:97:THR:O	10	1.76
(1,37)	1:A:104:ARG:C	2:B:97:THR:OG1	10	1.76
(1,37)	1:A:104:ARG:C	2:B:99:HIS:C	10	1.76
(1,37)	1:A:104:ARG:C	2:B:99:HIS:CA	10	1.76
(1,37)	1:A:104:ARG:C	2:B:99:HIS:CB	10	1.76
(1,37)	1:A:104:ARG:C	2:B:99:HIS:CD2	10	1.76
(1,37)	1:A:104:ARG:C	2:B:99:HIS:CE1	10	1.76
(1,37)	1:A:104:ARG:C	2:B:99:HIS:CG	10	1.76
(1,37)	1:A:104:ARG:C	2:B:99:HIS:H	10	1.76
(1,37)	1:A:104:ARG:C	2:B:99:HIS:HA	10	1.76
(1,37)	1:A:104:ARG:C	2:B:99:HIS:HB2	10	1.76
(1,37)	1:A:104:ARG:C	2:B:99:HIS:HB3	10	1.76
(1,37)	1:A:104:ARG:C	2:B:99:HIS:HD1	10	1.76
(1,37)	1:A:104:ARG:C	2:B:99:HIS:HD2	10	1.76
(1,37)	1:A:104:ARG:C	2:B:99:HIS:HE1	10	1.76
(1,37)	1:A:104:ARG:C	2:B:99:HIS:HE2	10	1.76
(1,37)	1:A:104:ARG:C	2:B:99:HIS:N	10	1.76
(1,37)	1:A:104:ARG:C	2:B:99:HIS:ND1	10	1.76
(1,37)	1:A:104:ARG:C	2:B:99:HIS:NE2	10	1.76
(1,37)	1:A:104:ARG:C	2:B:99:HIS:O	10	1.76
(1,37)	1:A:104:ARG:C	2:B:101:VAL:C	10	1.76
(1,37)	1:A:104:ARG:C	2:B:101:VAL:CA	10	1.76
(1,37)	1:A:104:ARG:C	2:B:101:VAL:CB	10	1.76
(1,37)	1:A:104:ARG:C	2:B:101:VAL:CG1	10	1.76
(1,37)	1:A:104:ARG:C	2:B:101:VAL:CG2	10	1.76
(1,37)	1:A:104:ARG:C	2:B:101:VAL:H	10	1.76
(1,37)	1:A:104:ARG:C	2:B:101:VAL:HA	10	1.76
(1,37)	1:A:104:ARG:C	2:B:101:VAL:HB	10	1.76
(1,37)	1:A:104:ARG:C	2:B:101:VAL:HG11	10	1.76
(1,37)	1:A:104:ARG:C	2:B:101:VAL:HG12	10	1.76
(1,37)	1:A:104:ARG:C	2:B:101:VAL:HG13	10	1.76
(1,37)	1:A:104:ARG:C	2:B:101:VAL:HG21	10	1.76
(1,37)	1:A:104:ARG:C	2:B:101:VAL:HG22	10	1.76
(1,37)	1:A:104:ARG:C	2:B:101:VAL:HG23	10	1.76
(1,37)	1:A:104:ARG:C	2:B:101:VAL:N	10	1.76
(1,37)	1:A:104:ARG:C	2:B:101:VAL:O	10	1.76
(1,37)	1:A:104:ARG:CA	2:B:75:ILE:C	10	1.76
(1,37)	1:A:104:ARG:CA	2:B:75:ILE:CA	10	1.76
(1,37)	1:A:104:ARG:CA	2:B:75:ILE:CB	10	1.76
(1,37)	1:A:104:ARG:CA	2:B:75:ILE:CD1	10	1.76

*Continued on next page...*

*Continued from previous page...*

Key	Atom-1	Atom-2	Model ID	Violation (Å)
(1,37)	1:A:104:ARG:CA	2:B:75:ILE:CG1	10	1.76
(1,37)	1:A:104:ARG:CA	2:B:75:ILE:CG2	10	1.76
(1,37)	1:A:104:ARG:CA	2:B:75:ILE:H	10	1.76
(1,37)	1:A:104:ARG:CA	2:B:75:ILE:HA	10	1.76
(1,37)	1:A:104:ARG:CA	2:B:75:ILE:HB	10	1.76
(1,37)	1:A:104:ARG:CA	2:B:75:ILE:HD11	10	1.76
(1,37)	1:A:104:ARG:CA	2:B:75:ILE:HD12	10	1.76
(1,37)	1:A:104:ARG:CA	2:B:75:ILE:HD13	10	1.76
(1,37)	1:A:104:ARG:CA	2:B:75:ILE:HG12	10	1.76
(1,37)	1:A:104:ARG:CA	2:B:75:ILE:HG13	10	1.76
(1,37)	1:A:104:ARG:CA	2:B:75:ILE:HG21	10	1.76
(1,37)	1:A:104:ARG:CA	2:B:75:ILE:HG22	10	1.76
(1,37)	1:A:104:ARG:CA	2:B:75:ILE:HG23	10	1.76
(1,37)	1:A:104:ARG:CA	2:B:75:ILE:N	10	1.76
(1,37)	1:A:104:ARG:CA	2:B:75:ILE:O	10	1.76
(1,37)	1:A:104:ARG:CA	2:B:77:ALA:C	10	1.76
(1,37)	1:A:104:ARG:CA	2:B:77:ALA:CA	10	1.76
(1,37)	1:A:104:ARG:CA	2:B:77:ALA:CB	10	1.76
(1,37)	1:A:104:ARG:CA	2:B:77:ALA:H	10	1.76
(1,37)	1:A:104:ARG:CA	2:B:77:ALA:HA	10	1.76
(1,37)	1:A:104:ARG:CA	2:B:77:ALA:HB1	10	1.76
(1,37)	1:A:104:ARG:CA	2:B:77:ALA:HB2	10	1.76
(1,37)	1:A:104:ARG:CA	2:B:77:ALA:HB3	10	1.76
(1,37)	1:A:104:ARG:CA	2:B:77:ALA:N	10	1.76
(1,37)	1:A:104:ARG:CA	2:B:77:ALA:O	10	1.76
(1,37)	1:A:104:ARG:CA	2:B:78:GLY:C	10	1.76
(1,37)	1:A:104:ARG:CA	2:B:78:GLY:CA	10	1.76
(1,37)	1:A:104:ARG:CA	2:B:78:GLY:H	10	1.76
(1,37)	1:A:104:ARG:CA	2:B:78:GLY:HA2	10	1.76
(1,37)	1:A:104:ARG:CA	2:B:78:GLY:HA3	10	1.76
(1,37)	1:A:104:ARG:CA	2:B:78:GLY:N	10	1.76
(1,37)	1:A:104:ARG:CA	2:B:78:GLY:O	10	1.76
(1,37)	1:A:104:ARG:CA	2:B:79:LYS:C	10	1.76
(1,37)	1:A:104:ARG:CA	2:B:79:LYS:CA	10	1.76
(1,37)	1:A:104:ARG:CA	2:B:79:LYS:CB	10	1.76
(1,37)	1:A:104:ARG:CA	2:B:79:LYS:CD	10	1.76
(1,37)	1:A:104:ARG:CA	2:B:79:LYS:CE	10	1.76
(1,37)	1:A:104:ARG:CA	2:B:79:LYS:CG	10	1.76
(1,37)	1:A:104:ARG:CA	2:B:79:LYS:H	10	1.76
(1,37)	1:A:104:ARG:CA	2:B:79:LYS:HA	10	1.76
(1,37)	1:A:104:ARG:CA	2:B:79:LYS:HB2	10	1.76
(1,37)	1:A:104:ARG:CA	2:B:79:LYS:HB3	10	1.76

*Continued on next page...*



*Continued from previous page...*

Key	Atom-1	Atom-2	Model ID	Violation (Å)
(1,37)	1:A:104:ARG:CA	2:B:79:LYS:HD2	10	1.76
(1,37)	1:A:104:ARG:CA	2:B:79:LYS:HD3	10	1.76
(1,37)	1:A:104:ARG:CA	2:B:79:LYS:HE2	10	1.76
(1,37)	1:A:104:ARG:CA	2:B:79:LYS:HE3	10	1.76
(1,37)	1:A:104:ARG:CA	2:B:79:LYS:HG2	10	1.76
(1,37)	1:A:104:ARG:CA	2:B:79:LYS:HG3	10	1.76
(1,37)	1:A:104:ARG:CA	2:B:79:LYS:HZ1	10	1.76
(1,37)	1:A:104:ARG:CA	2:B:79:LYS:HZ2	10	1.76
(1,37)	1:A:104:ARG:CA	2:B:79:LYS:HZ3	10	1.76
(1,37)	1:A:104:ARG:CA	2:B:79:LYS:N	10	1.76
(1,37)	1:A:104:ARG:CA	2:B:79:LYS:NZ	10	1.76
(1,37)	1:A:104:ARG:CA	2:B:79:LYS:O	10	1.76
(1,37)	1:A:104:ARG:CA	2:B:80:ILE:C	10	1.76
(1,37)	1:A:104:ARG:CA	2:B:80:ILE:CA	10	1.76
(1,37)	1:A:104:ARG:CA	2:B:80:ILE:CB	10	1.76
(1,37)	1:A:104:ARG:CA	2:B:80:ILE:CD1	10	1.76
(1,37)	1:A:104:ARG:CA	2:B:80:ILE:CG1	10	1.76
(1,37)	1:A:104:ARG:CA	2:B:80:ILE:CG2	10	1.76
(1,37)	1:A:104:ARG:CA	2:B:80:ILE:H	10	1.76
(1,37)	1:A:104:ARG:CA	2:B:80:ILE:HA	10	1.76
(1,37)	1:A:104:ARG:CA	2:B:80:ILE:HB	10	1.76
(1,37)	1:A:104:ARG:CA	2:B:80:ILE:HD11	10	1.76
(1,37)	1:A:104:ARG:CA	2:B:80:ILE:HD12	10	1.76
(1,37)	1:A:104:ARG:CA	2:B:80:ILE:HD13	10	1.76
(1,37)	1:A:104:ARG:CA	2:B:80:ILE:HG12	10	1.76
(1,37)	1:A:104:ARG:CA	2:B:80:ILE:HG13	10	1.76
(1,37)	1:A:104:ARG:CA	2:B:80:ILE:HG21	10	1.76
(1,37)	1:A:104:ARG:CA	2:B:80:ILE:HG22	10	1.76
(1,37)	1:A:104:ARG:CA	2:B:80:ILE:HG23	10	1.76
(1,37)	1:A:104:ARG:CA	2:B:80:ILE:N	10	1.76
(1,37)	1:A:104:ARG:CA	2:B:80:ILE:O	10	1.76
(1,37)	1:A:104:ARG:CA	2:B:84:GLN:C	10	1.76
(1,37)	1:A:104:ARG:CA	2:B:84:GLN:CA	10	1.76
(1,37)	1:A:104:ARG:CA	2:B:84:GLN:CB	10	1.76
(1,37)	1:A:104:ARG:CA	2:B:84:GLN:CD	10	1.76
(1,37)	1:A:104:ARG:CA	2:B:84:GLN:CG	10	1.76
(1,37)	1:A:104:ARG:CA	2:B:84:GLN:H	10	1.76
(1,37)	1:A:104:ARG:CA	2:B:84:GLN:HA	10	1.76
(1,37)	1:A:104:ARG:CA	2:B:84:GLN:HB2	10	1.76
(1,37)	1:A:104:ARG:CA	2:B:84:GLN:HB3	10	1.76
(1,37)	1:A:104:ARG:CA	2:B:84:GLN:HE21	10	1.76
(1,37)	1:A:104:ARG:CA	2:B:84:GLN:HE22	10	1.76

*Continued on next page...*

*Continued from previous page...*

Key	Atom-1	Atom-2	Model ID	Violation (Å)
(1,37)	1:A:104:ARG:CA	2:B:84:GLN:HG2	10	1.76
(1,37)	1:A:104:ARG:CA	2:B:84:GLN:HG3	10	1.76
(1,37)	1:A:104:ARG:CA	2:B:84:GLN:N	10	1.76
(1,37)	1:A:104:ARG:CA	2:B:84:GLN:NE2	10	1.76
(1,37)	1:A:104:ARG:CA	2:B:84:GLN:O	10	1.76
(1,37)	1:A:104:ARG:CA	2:B:84:GLN:OE1	10	1.76
(1,37)	1:A:104:ARG:CA	2:B:97:THR:C	10	1.76
(1,37)	1:A:104:ARG:CA	2:B:97:THR:CA	10	1.76
(1,37)	1:A:104:ARG:CA	2:B:97:THR:CB	10	1.76
(1,37)	1:A:104:ARG:CA	2:B:97:THR:CG2	10	1.76
(1,37)	1:A:104:ARG:CA	2:B:97:THR:H	10	1.76
(1,37)	1:A:104:ARG:CA	2:B:97:THR:HA	10	1.76
(1,37)	1:A:104:ARG:CA	2:B:97:THR:HB	10	1.76
(1,37)	1:A:104:ARG:CA	2:B:97:THR:HG1	10	1.76
(1,37)	1:A:104:ARG:CA	2:B:97:THR:HG21	10	1.76
(1,37)	1:A:104:ARG:CA	2:B:97:THR:HG22	10	1.76
(1,37)	1:A:104:ARG:CA	2:B:97:THR:HG23	10	1.76
(1,37)	1:A:104:ARG:CA	2:B:97:THR:N	10	1.76
(1,37)	1:A:104:ARG:CA	2:B:97:THR:O	10	1.76
(1,37)	1:A:104:ARG:CA	2:B:97:THR:OG1	10	1.76
(1,37)	1:A:104:ARG:CA	2:B:99:HIS:C	10	1.76
(1,37)	1:A:104:ARG:CA	2:B:99:HIS:CA	10	1.76
(1,37)	1:A:104:ARG:CA	2:B:99:HIS:CB	10	1.76
(1,37)	1:A:104:ARG:CA	2:B:99:HIS:CD2	10	1.76
(1,37)	1:A:104:ARG:CA	2:B:99:HIS:CE1	10	1.76
(1,37)	1:A:104:ARG:CA	2:B:99:HIS:CG	10	1.76
(1,37)	1:A:104:ARG:CA	2:B:99:HIS:H	10	1.76
(1,37)	1:A:104:ARG:CA	2:B:99:HIS:HA	10	1.76
(1,37)	1:A:104:ARG:CA	2:B:99:HIS:HB2	10	1.76
(1,37)	1:A:104:ARG:CA	2:B:99:HIS:HB3	10	1.76
(1,37)	1:A:104:ARG:CA	2:B:99:HIS:HD1	10	1.76
(1,37)	1:A:104:ARG:CA	2:B:99:HIS:HD2	10	1.76
(1,37)	1:A:104:ARG:CA	2:B:99:HIS:HE1	10	1.76
(1,37)	1:A:104:ARG:CA	2:B:99:HIS:HE2	10	1.76
(1,37)	1:A:104:ARG:CA	2:B:99:HIS:N	10	1.76
(1,37)	1:A:104:ARG:CA	2:B:99:HIS:ND1	10	1.76
(1,37)	1:A:104:ARG:CA	2:B:99:HIS:NE2	10	1.76
(1,37)	1:A:104:ARG:CA	2:B:99:HIS:O	10	1.76
(1,37)	1:A:104:ARG:CA	2:B:101:VAL:C	10	1.76
(1,37)	1:A:104:ARG:CA	2:B:101:VAL:CA	10	1.76
(1,37)	1:A:104:ARG:CA	2:B:101:VAL:CB	10	1.76
(1,37)	1:A:104:ARG:CA	2:B:101:VAL:CG1	10	1.76

*Continued on next page...*

*Continued from previous page...*

Key	Atom-1	Atom-2	Model ID	Violation (Å)
(1,37)	1:A:104:ARG:CA	2:B:101:VAL:CG2	10	1.76
(1,37)	1:A:104:ARG:CA	2:B:101:VAL:H	10	1.76
(1,37)	1:A:104:ARG:CA	2:B:101:VAL:HA	10	1.76
(1,37)	1:A:104:ARG:CA	2:B:101:VAL:HB	10	1.76
(1,37)	1:A:104:ARG:CA	2:B:101:VAL:HG11	10	1.76
(1,37)	1:A:104:ARG:CA	2:B:101:VAL:HG12	10	1.76
(1,37)	1:A:104:ARG:CA	2:B:101:VAL:HG13	10	1.76
(1,37)	1:A:104:ARG:CA	2:B:101:VAL:HG21	10	1.76
(1,37)	1:A:104:ARG:CA	2:B:101:VAL:HG22	10	1.76
(1,37)	1:A:104:ARG:CA	2:B:101:VAL:HG23	10	1.76
(1,37)	1:A:104:ARG:CA	2:B:101:VAL:N	10	1.76
(1,37)	1:A:104:ARG:CA	2:B:101:VAL:O	10	1.76
(1,37)	1:A:104:ARG:CB	2:B:75:ILE:C	10	1.76
(1,37)	1:A:104:ARG:CB	2:B:75:ILE:CA	10	1.76
(1,37)	1:A:104:ARG:CB	2:B:75:ILE:CB	10	1.76
(1,37)	1:A:104:ARG:CB	2:B:75:ILE:CD1	10	1.76
(1,37)	1:A:104:ARG:CB	2:B:75:ILE:CG1	10	1.76
(1,37)	1:A:104:ARG:CB	2:B:75:ILE:CG2	10	1.76
(1,37)	1:A:104:ARG:CB	2:B:75:ILE:H	10	1.76
(1,37)	1:A:104:ARG:CB	2:B:75:ILE:HA	10	1.76
(1,37)	1:A:104:ARG:CB	2:B:75:ILE:HB	10	1.76
(1,37)	1:A:104:ARG:CB	2:B:75:ILE:HD11	10	1.76
(1,37)	1:A:104:ARG:CB	2:B:75:ILE:HD12	10	1.76
(1,37)	1:A:104:ARG:CB	2:B:75:ILE:HD13	10	1.76
(1,37)	1:A:104:ARG:CB	2:B:75:ILE:HG12	10	1.76
(1,37)	1:A:104:ARG:CB	2:B:75:ILE:HG13	10	1.76
(1,37)	1:A:104:ARG:CB	2:B:75:ILE:HG21	10	1.76
(1,37)	1:A:104:ARG:CB	2:B:75:ILE:HG22	10	1.76
(1,37)	1:A:104:ARG:CB	2:B:75:ILE:HG23	10	1.76
(1,37)	1:A:104:ARG:CB	2:B:75:ILE:N	10	1.76
(1,37)	1:A:104:ARG:CB	2:B:75:ILE:O	10	1.76
(1,37)	1:A:104:ARG:CB	2:B:77:ALA:C	10	1.76
(1,37)	1:A:104:ARG:CB	2:B:77:ALA:CA	10	1.76
(1,37)	1:A:104:ARG:CB	2:B:77:ALA:CB	10	1.76
(1,37)	1:A:104:ARG:CB	2:B:77:ALA:H	10	1.76
(1,37)	1:A:104:ARG:CB	2:B:77:ALA:HA	10	1.76
(1,37)	1:A:104:ARG:CB	2:B:77:ALA:HB1	10	1.76
(1,37)	1:A:104:ARG:CB	2:B:77:ALA:HB2	10	1.76
(1,37)	1:A:104:ARG:CB	2:B:77:ALA:HB3	10	1.76
(1,37)	1:A:104:ARG:CB	2:B:77:ALA:N	10	1.76
(1,37)	1:A:104:ARG:CB	2:B:77:ALA:O	10	1.76
(1,37)	1:A:104:ARG:CB	2:B:78:GLY:C	10	1.76

*Continued on next page...*

Continued from previous page...

Key	Atom-1	Atom-2	Model ID	Violation (Å)
(1,37)	1:A:104:ARG:CB	2:B:78:GLY:CA	10	1.76
(1,37)	1:A:104:ARG:CB	2:B:78:GLY:H	10	1.76
(1,37)	1:A:104:ARG:CB	2:B:78:GLY:HA2	10	1.76
(1,37)	1:A:104:ARG:CB	2:B:78:GLY:HA3	10	1.76
(1,37)	1:A:104:ARG:CB	2:B:78:GLY:N	10	1.76
(1,37)	1:A:104:ARG:CB	2:B:78:GLY:O	10	1.76
(1,37)	1:A:104:ARG:CB	2:B:79:LYS:C	10	1.76
(1,37)	1:A:104:ARG:CB	2:B:79:LYS:CA	10	1.76
(1,37)	1:A:104:ARG:CB	2:B:79:LYS:CB	10	1.76
(1,37)	1:A:104:ARG:CB	2:B:79:LYS:CD	10	1.76
(1,37)	1:A:104:ARG:CB	2:B:79:LYS:CE	10	1.76
(1,37)	1:A:104:ARG:CB	2:B:79:LYS:CG	10	1.76
(1,37)	1:A:104:ARG:CB	2:B:79:LYS:H	10	1.76
(1,37)	1:A:104:ARG:CB	2:B:79:LYS:HA	10	1.76
(1,37)	1:A:104:ARG:CB	2:B:79:LYS:HB2	10	1.76
(1,37)	1:A:104:ARG:CB	2:B:79:LYS:HB3	10	1.76
(1,37)	1:A:104:ARG:CB	2:B:79:LYS:HD2	10	1.76
(1,37)	1:A:104:ARG:CB	2:B:79:LYS:HD3	10	1.76
(1,37)	1:A:104:ARG:CB	2:B:79:LYS:HE2	10	1.76
(1,37)	1:A:104:ARG:CB	2:B:79:LYS:HE3	10	1.76
(1,37)	1:A:104:ARG:CB	2:B:79:LYS:HG2	10	1.76
(1,37)	1:A:104:ARG:CB	2:B:79:LYS:HG3	10	1.76
(1,37)	1:A:104:ARG:CB	2:B:79:LYS:HZ1	10	1.76
(1,37)	1:A:104:ARG:CB	2:B:79:LYS:HZ2	10	1.76
(1,37)	1:A:104:ARG:CB	2:B:79:LYS:HZ3	10	1.76
(1,37)	1:A:104:ARG:CB	2:B:79:LYS:N	10	1.76
(1,37)	1:A:104:ARG:CB	2:B:79:LYS:NZ	10	1.76
(1,37)	1:A:104:ARG:CB	2:B:79:LYS:O	10	1.76
(1,37)	1:A:104:ARG:CB	2:B:80:ILE:C	10	1.76
(1,37)	1:A:104:ARG:CB	2:B:80:ILE:CA	10	1.76
(1,37)	1:A:104:ARG:CB	2:B:80:ILE:CB	10	1.76
(1,37)	1:A:104:ARG:CB	2:B:80:ILE:CD1	10	1.76
(1,37)	1:A:104:ARG:CB	2:B:80:ILE:CG1	10	1.76
(1,37)	1:A:104:ARG:CB	2:B:80:ILE:CG2	10	1.76
(1,37)	1:A:104:ARG:CB	2:B:80:ILE:H	10	1.76
(1,37)	1:A:104:ARG:CB	2:B:80:ILE:HA	10	1.76
(1,37)	1:A:104:ARG:CB	2:B:80:ILE:HB	10	1.76
(1,37)	1:A:104:ARG:CB	2:B:80:ILE:HD11	10	1.76
(1,37)	1:A:104:ARG:CB	2:B:80:ILE:HD12	10	1.76
(1,37)	1:A:104:ARG:CB	2:B:80:ILE:HD13	10	1.76
(1,37)	1:A:104:ARG:CB	2:B:80:ILE:HG12	10	1.76
(1,37)	1:A:104:ARG:CB	2:B:80:ILE:HG13	10	1.76

Continued on next page...

Continued from previous page...

Key	Atom-1	Atom-2	Model ID	Violation (Å)
(1,37)	1:A:104:ARG:CB	2:B:80:ILE:HG21	10	1.76
(1,37)	1:A:104:ARG:CB	2:B:80:ILE:HG22	10	1.76
(1,37)	1:A:104:ARG:CB	2:B:80:ILE:HG23	10	1.76
(1,37)	1:A:104:ARG:CB	2:B:80:ILE:N	10	1.76
(1,37)	1:A:104:ARG:CB	2:B:80:ILE:O	10	1.76
(1,37)	1:A:104:ARG:CB	2:B:84:GLN:C	10	1.76
(1,37)	1:A:104:ARG:CB	2:B:84:GLN:CA	10	1.76
(1,37)	1:A:104:ARG:CB	2:B:84:GLN:CB	10	1.76
(1,37)	1:A:104:ARG:CB	2:B:84:GLN:CD	10	1.76
(1,37)	1:A:104:ARG:CB	2:B:84:GLN:CG	10	1.76
(1,37)	1:A:104:ARG:CB	2:B:84:GLN:H	10	1.76
(1,37)	1:A:104:ARG:CB	2:B:84:GLN:HA	10	1.76
(1,37)	1:A:104:ARG:CB	2:B:84:GLN:HB2	10	1.76
(1,37)	1:A:104:ARG:CB	2:B:84:GLN:HB3	10	1.76
(1,37)	1:A:104:ARG:CB	2:B:84:GLN:HE21	10	1.76
(1,37)	1:A:104:ARG:CB	2:B:84:GLN:HE22	10	1.76
(1,37)	1:A:104:ARG:CB	2:B:84:GLN:HG2	10	1.76
(1,37)	1:A:104:ARG:CB	2:B:84:GLN:HG3	10	1.76
(1,37)	1:A:104:ARG:CB	2:B:84:GLN:N	10	1.76
(1,37)	1:A:104:ARG:CB	2:B:84:GLN:NE2	10	1.76
(1,37)	1:A:104:ARG:CB	2:B:84:GLN:O	10	1.76
(1,37)	1:A:104:ARG:CB	2:B:84:GLN:OE1	10	1.76
(1,37)	1:A:104:ARG:CB	2:B:97:THR:C	10	1.76
(1,37)	1:A:104:ARG:CB	2:B:97:THR:CA	10	1.76
(1,37)	1:A:104:ARG:CB	2:B:97:THR:CB	10	1.76
(1,37)	1:A:104:ARG:CB	2:B:97:THR:CG2	10	1.76
(1,37)	1:A:104:ARG:CB	2:B:97:THR:H	10	1.76
(1,37)	1:A:104:ARG:CB	2:B:97:THR:HA	10	1.76
(1,37)	1:A:104:ARG:CB	2:B:97:THR:HB	10	1.76
(1,37)	1:A:104:ARG:CB	2:B:97:THR:HG1	10	1.76
(1,37)	1:A:104:ARG:CB	2:B:97:THR:HG21	10	1.76
(1,37)	1:A:104:ARG:CB	2:B:97:THR:HG22	10	1.76
(1,37)	1:A:104:ARG:CB	2:B:97:THR:HG23	10	1.76
(1,37)	1:A:104:ARG:CB	2:B:97:THR:N	10	1.76
(1,37)	1:A:104:ARG:CB	2:B:97:THR:O	10	1.76
(1,37)	1:A:104:ARG:CB	2:B:97:THR:OG1	10	1.76
(1,37)	1:A:104:ARG:CB	2:B:99:HIS:C	10	1.76
(1,37)	1:A:104:ARG:CB	2:B:99:HIS:CA	10	1.76
(1,37)	1:A:104:ARG:CB	2:B:99:HIS:CB	10	1.76
(1,37)	1:A:104:ARG:CB	2:B:99:HIS:CD2	10	1.76
(1,37)	1:A:104:ARG:CB	2:B:99:HIS:CE1	10	1.76
(1,37)	1:A:104:ARG:CB	2:B:99:HIS:CG	10	1.76

Continued on next page...

*Continued from previous page...*

Key	Atom-1	Atom-2	Model ID	Violation (Å)
(1,37)	1:A:104:ARG:CB	2:B:99:HIS:H	10	1.76
(1,37)	1:A:104:ARG:CB	2:B:99:HIS:HA	10	1.76
(1,37)	1:A:104:ARG:CB	2:B:99:HIS:HB2	10	1.76
(1,37)	1:A:104:ARG:CB	2:B:99:HIS:HB3	10	1.76
(1,37)	1:A:104:ARG:CB	2:B:99:HIS:HD1	10	1.76
(1,37)	1:A:104:ARG:CB	2:B:99:HIS:HD2	10	1.76
(1,37)	1:A:104:ARG:CB	2:B:99:HIS:HE1	10	1.76
(1,37)	1:A:104:ARG:CB	2:B:99:HIS:HE2	10	1.76
(1,37)	1:A:104:ARG:CB	2:B:99:HIS:N	10	1.76
(1,37)	1:A:104:ARG:CB	2:B:99:HIS:ND1	10	1.76
(1,37)	1:A:104:ARG:CB	2:B:99:HIS:NE2	10	1.76
(1,37)	1:A:104:ARG:CB	2:B:99:HIS:O	10	1.76
(1,37)	1:A:104:ARG:CB	2:B:101:VAL:C	10	1.76
(1,37)	1:A:104:ARG:CB	2:B:101:VAL:CA	10	1.76
(1,37)	1:A:104:ARG:CB	2:B:101:VAL:CB	10	1.76
(1,37)	1:A:104:ARG:CB	2:B:101:VAL:CG1	10	1.76
(1,37)	1:A:104:ARG:CB	2:B:101:VAL:CG2	10	1.76
(1,37)	1:A:104:ARG:CB	2:B:101:VAL:H	10	1.76
(1,37)	1:A:104:ARG:CB	2:B:101:VAL:HA	10	1.76
(1,37)	1:A:104:ARG:CB	2:B:101:VAL:HB	10	1.76
(1,37)	1:A:104:ARG:CB	2:B:101:VAL:HG11	10	1.76
(1,37)	1:A:104:ARG:CB	2:B:101:VAL:HG12	10	1.76
(1,37)	1:A:104:ARG:CB	2:B:101:VAL:HG13	10	1.76
(1,37)	1:A:104:ARG:CB	2:B:101:VAL:HG21	10	1.76
(1,37)	1:A:104:ARG:CB	2:B:101:VAL:HG22	10	1.76
(1,37)	1:A:104:ARG:CB	2:B:101:VAL:HG23	10	1.76
(1,37)	1:A:104:ARG:CB	2:B:101:VAL:N	10	1.76
(1,37)	1:A:104:ARG:CB	2:B:101:VAL:O	10	1.76
(1,37)	1:A:104:ARG:CD	2:B:75:ILE:C	10	1.76
(1,37)	1:A:104:ARG:CD	2:B:75:ILE:CA	10	1.76
(1,37)	1:A:104:ARG:CD	2:B:75:ILE:CB	10	1.76
(1,37)	1:A:104:ARG:CD	2:B:75:ILE:CD1	10	1.76
(1,37)	1:A:104:ARG:CD	2:B:75:ILE:CG1	10	1.76
(1,37)	1:A:104:ARG:CD	2:B:75:ILE:CG2	10	1.76
(1,37)	1:A:104:ARG:CD	2:B:75:ILE:H	10	1.76
(1,37)	1:A:104:ARG:CD	2:B:75:ILE:HA	10	1.76
(1,37)	1:A:104:ARG:CD	2:B:75:ILE:HB	10	1.76
(1,37)	1:A:104:ARG:CD	2:B:75:ILE:HD11	10	1.76
(1,37)	1:A:104:ARG:CD	2:B:75:ILE:HD12	10	1.76
(1,37)	1:A:104:ARG:CD	2:B:75:ILE:HD13	10	1.76
(1,37)	1:A:104:ARG:CD	2:B:75:ILE:HG12	10	1.76
(1,37)	1:A:104:ARG:CD	2:B:75:ILE:HG13	10	1.76

*Continued on next page...*

*Continued from previous page...*

Key	Atom-1	Atom-2	Model ID	Violation (Å)
(1,37)	1:A:104:ARG:CD	2:B:75:ILE:HG21	10	1.76
(1,37)	1:A:104:ARG:CD	2:B:75:ILE:HG22	10	1.76
(1,37)	1:A:104:ARG:CD	2:B:75:ILE:HG23	10	1.76
(1,37)	1:A:104:ARG:CD	2:B:75:ILE:N	10	1.76
(1,37)	1:A:104:ARG:CD	2:B:75:ILE:O	10	1.76
(1,37)	1:A:104:ARG:CD	2:B:77:ALA:C	10	1.76
(1,37)	1:A:104:ARG:CD	2:B:77:ALA:CA	10	1.76
(1,37)	1:A:104:ARG:CD	2:B:77:ALA:CB	10	1.76
(1,37)	1:A:104:ARG:CD	2:B:77:ALA:H	10	1.76
(1,37)	1:A:104:ARG:CD	2:B:77:ALA:HA	10	1.76
(1,37)	1:A:104:ARG:CD	2:B:77:ALA:HB1	10	1.76
(1,37)	1:A:104:ARG:CD	2:B:77:ALA:HB2	10	1.76
(1,37)	1:A:104:ARG:CD	2:B:77:ALA:HB3	10	1.76
(1,37)	1:A:104:ARG:CD	2:B:77:ALA:N	10	1.76
(1,37)	1:A:104:ARG:CD	2:B:77:ALA:O	10	1.76
(1,37)	1:A:104:ARG:CD	2:B:78:GLY:C	10	1.76
(1,37)	1:A:104:ARG:CD	2:B:78:GLY:CA	10	1.76
(1,37)	1:A:104:ARG:CD	2:B:78:GLY:H	10	1.76
(1,37)	1:A:104:ARG:CD	2:B:78:GLY:HA2	10	1.76
(1,37)	1:A:104:ARG:CD	2:B:78:GLY:HA3	10	1.76
(1,37)	1:A:104:ARG:CD	2:B:78:GLY:N	10	1.76
(1,37)	1:A:104:ARG:CD	2:B:78:GLY:O	10	1.76
(1,37)	1:A:104:ARG:CD	2:B:79:LYS:C	10	1.76
(1,37)	1:A:104:ARG:CD	2:B:79:LYS:CA	10	1.76
(1,37)	1:A:104:ARG:CD	2:B:79:LYS:CB	10	1.76
(1,37)	1:A:104:ARG:CD	2:B:79:LYS:CD	10	1.76
(1,37)	1:A:104:ARG:CD	2:B:79:LYS:CE	10	1.76
(1,37)	1:A:104:ARG:CD	2:B:79:LYS:CG	10	1.76
(1,37)	1:A:104:ARG:CD	2:B:79:LYS:H	10	1.76
(1,37)	1:A:104:ARG:CD	2:B:79:LYS:HA	10	1.76
(1,37)	1:A:104:ARG:CD	2:B:79:LYS:HB2	10	1.76
(1,37)	1:A:104:ARG:CD	2:B:79:LYS:HB3	10	1.76
(1,37)	1:A:104:ARG:CD	2:B:79:LYS:HD2	10	1.76
(1,37)	1:A:104:ARG:CD	2:B:79:LYS:HD3	10	1.76
(1,37)	1:A:104:ARG:CD	2:B:79:LYS:HE2	10	1.76
(1,37)	1:A:104:ARG:CD	2:B:79:LYS:HE3	10	1.76
(1,37)	1:A:104:ARG:CD	2:B:79:LYS:HG2	10	1.76
(1,37)	1:A:104:ARG:CD	2:B:79:LYS:HG3	10	1.76
(1,37)	1:A:104:ARG:CD	2:B:79:LYS:HZ1	10	1.76
(1,37)	1:A:104:ARG:CD	2:B:79:LYS:HZ2	10	1.76
(1,37)	1:A:104:ARG:CD	2:B:79:LYS:HZ3	10	1.76
(1,37)	1:A:104:ARG:CD	2:B:79:LYS:N	10	1.76

*Continued on next page...*

*Continued from previous page...*

Key	Atom-1	Atom-2	Model ID	Violation (Å)
(1,37)	1:A:104:ARG:CD	2:B:79:LYS:NZ	10	1.76
(1,37)	1:A:104:ARG:CD	2:B:79:LYS:O	10	1.76
(1,37)	1:A:104:ARG:CD	2:B:80:ILE:C	10	1.76
(1,37)	1:A:104:ARG:CD	2:B:80:ILE:CA	10	1.76
(1,37)	1:A:104:ARG:CD	2:B:80:ILE:CB	10	1.76
(1,37)	1:A:104:ARG:CD	2:B:80:ILE:CD1	10	1.76
(1,37)	1:A:104:ARG:CD	2:B:80:ILE:CG1	10	1.76
(1,37)	1:A:104:ARG:CD	2:B:80:ILE:CG2	10	1.76
(1,37)	1:A:104:ARG:CD	2:B:80:ILE:H	10	1.76
(1,37)	1:A:104:ARG:CD	2:B:80:ILE:HA	10	1.76
(1,37)	1:A:104:ARG:CD	2:B:80:ILE:HB	10	1.76
(1,37)	1:A:104:ARG:CD	2:B:80:ILE:HD11	10	1.76
(1,37)	1:A:104:ARG:CD	2:B:80:ILE:HD12	10	1.76
(1,37)	1:A:104:ARG:CD	2:B:80:ILE:HD13	10	1.76
(1,37)	1:A:104:ARG:CD	2:B:80:ILE:HG12	10	1.76
(1,37)	1:A:104:ARG:CD	2:B:80:ILE:HG13	10	1.76
(1,37)	1:A:104:ARG:CD	2:B:80:ILE:HG21	10	1.76
(1,37)	1:A:104:ARG:CD	2:B:80:ILE:HG22	10	1.76
(1,37)	1:A:104:ARG:CD	2:B:80:ILE:HG23	10	1.76
(1,37)	1:A:104:ARG:CD	2:B:80:ILE:N	10	1.76
(1,37)	1:A:104:ARG:CD	2:B:80:ILE:O	10	1.76
(1,37)	1:A:104:ARG:CD	2:B:84:GLN:C	10	1.76
(1,37)	1:A:104:ARG:CD	2:B:84:GLN:CA	10	1.76
(1,37)	1:A:104:ARG:CD	2:B:84:GLN:CB	10	1.76
(1,37)	1:A:104:ARG:CD	2:B:84:GLN:CD	10	1.76
(1,37)	1:A:104:ARG:CD	2:B:84:GLN:CG	10	1.76
(1,37)	1:A:104:ARG:CD	2:B:84:GLN:H	10	1.76
(1,37)	1:A:104:ARG:CD	2:B:84:GLN:HA	10	1.76
(1,37)	1:A:104:ARG:CD	2:B:84:GLN:HB2	10	1.76
(1,37)	1:A:104:ARG:CD	2:B:84:GLN:HB3	10	1.76
(1,37)	1:A:104:ARG:CD	2:B:84:GLN:HE21	10	1.76
(1,37)	1:A:104:ARG:CD	2:B:84:GLN:HE22	10	1.76
(1,37)	1:A:104:ARG:CD	2:B:84:GLN:HG2	10	1.76
(1,37)	1:A:104:ARG:CD	2:B:84:GLN:HG3	10	1.76
(1,37)	1:A:104:ARG:CD	2:B:84:GLN:N	10	1.76
(1,37)	1:A:104:ARG:CD	2:B:84:GLN:NE2	10	1.76
(1,37)	1:A:104:ARG:CD	2:B:84:GLN:O	10	1.76
(1,37)	1:A:104:ARG:CD	2:B:84:GLN:OE1	10	1.76
(1,37)	1:A:104:ARG:CD	2:B:97:THR:C	10	1.76
(1,37)	1:A:104:ARG:CD	2:B:97:THR:CA	10	1.76
(1,37)	1:A:104:ARG:CD	2:B:97:THR:CB	10	1.76
(1,37)	1:A:104:ARG:CD	2:B:97:THR:CG2	10	1.76

*Continued on next page...*



*Continued from previous page...*

Key	Atom-1	Atom-2	Model ID	Violation (Å)
(1,37)	1:A:104:ARG:CD	2:B:97:THR:H	10	1.76
(1,37)	1:A:104:ARG:CD	2:B:97:THR:HA	10	1.76
(1,37)	1:A:104:ARG:CD	2:B:97:THR:HB	10	1.76
(1,37)	1:A:104:ARG:CD	2:B:97:THR:HG1	10	1.76
(1,37)	1:A:104:ARG:CD	2:B:97:THR:HG21	10	1.76
(1,37)	1:A:104:ARG:CD	2:B:97:THR:HG22	10	1.76
(1,37)	1:A:104:ARG:CD	2:B:97:THR:HG23	10	1.76
(1,37)	1:A:104:ARG:CD	2:B:97:THR:N	10	1.76
(1,37)	1:A:104:ARG:CD	2:B:97:THR:O	10	1.76
(1,37)	1:A:104:ARG:CD	2:B:97:THR:OG1	10	1.76
(1,37)	1:A:104:ARG:CD	2:B:99:HIS:C	10	1.76
(1,37)	1:A:104:ARG:CD	2:B:99:HIS:CA	10	1.76
(1,37)	1:A:104:ARG:CD	2:B:99:HIS:CB	10	1.76
(1,37)	1:A:104:ARG:CD	2:B:99:HIS:CD2	10	1.76
(1,37)	1:A:104:ARG:CD	2:B:99:HIS:CE1	10	1.76
(1,37)	1:A:104:ARG:CD	2:B:99:HIS:CG	10	1.76
(1,37)	1:A:104:ARG:CD	2:B:99:HIS:H	10	1.76
(1,37)	1:A:104:ARG:CD	2:B:99:HIS:HA	10	1.76
(1,37)	1:A:104:ARG:CD	2:B:99:HIS:HB2	10	1.76
(1,37)	1:A:104:ARG:CD	2:B:99:HIS:HB3	10	1.76
(1,37)	1:A:104:ARG:CD	2:B:99:HIS:HD1	10	1.76
(1,37)	1:A:104:ARG:CD	2:B:99:HIS:HD2	10	1.76
(1,37)	1:A:104:ARG:CD	2:B:99:HIS:HE1	10	1.76
(1,37)	1:A:104:ARG:CD	2:B:99:HIS:HE2	10	1.76
(1,37)	1:A:104:ARG:CD	2:B:99:HIS:N	10	1.76
(1,37)	1:A:104:ARG:CD	2:B:99:HIS:ND1	10	1.76
(1,37)	1:A:104:ARG:CD	2:B:99:HIS:NE2	10	1.76
(1,37)	1:A:104:ARG:CD	2:B:99:HIS:O	10	1.76
(1,37)	1:A:104:ARG:CD	2:B:101:VAL:C	10	1.76
(1,37)	1:A:104:ARG:CD	2:B:101:VAL:CA	10	1.76
(1,37)	1:A:104:ARG:CD	2:B:101:VAL:CB	10	1.76
(1,37)	1:A:104:ARG:CD	2:B:101:VAL:CG1	10	1.76
(1,37)	1:A:104:ARG:CD	2:B:101:VAL:CG2	10	1.76
(1,37)	1:A:104:ARG:CD	2:B:101:VAL:H	10	1.76
(1,37)	1:A:104:ARG:CD	2:B:101:VAL:HA	10	1.76
(1,37)	1:A:104:ARG:CD	2:B:101:VAL:HB	10	1.76
(1,37)	1:A:104:ARG:CD	2:B:101:VAL:HG11	10	1.76
(1,37)	1:A:104:ARG:CD	2:B:101:VAL:HG12	10	1.76
(1,37)	1:A:104:ARG:CD	2:B:101:VAL:HG13	10	1.76
(1,37)	1:A:104:ARG:CD	2:B:101:VAL:HG21	10	1.76
(1,37)	1:A:104:ARG:CD	2:B:101:VAL:HG22	10	1.76
(1,37)	1:A:104:ARG:CD	2:B:101:VAL:HG23	10	1.76

*Continued on next page...*

*Continued from previous page...*

Key	Atom-1	Atom-2	Model ID	Violation (Å)
(1,37)	1:A:104:ARG:CD	2:B:101:VAL:N	10	1.76
(1,37)	1:A:104:ARG:CD	2:B:101:VAL:O	10	1.76
(1,37)	1:A:104:ARG:CG	2:B:75:ILE:C	10	1.76
(1,37)	1:A:104:ARG:CG	2:B:75:ILE:CA	10	1.76
(1,37)	1:A:104:ARG:CG	2:B:75:ILE:CB	10	1.76
(1,37)	1:A:104:ARG:CG	2:B:75:ILE:CD1	10	1.76
(1,37)	1:A:104:ARG:CG	2:B:75:ILE:CG1	10	1.76
(1,37)	1:A:104:ARG:CG	2:B:75:ILE:CG2	10	1.76
(1,37)	1:A:104:ARG:CG	2:B:75:ILE:H	10	1.76
(1,37)	1:A:104:ARG:CG	2:B:75:ILE:HA	10	1.76
(1,37)	1:A:104:ARG:CG	2:B:75:ILE:HB	10	1.76
(1,37)	1:A:104:ARG:CG	2:B:75:ILE:HD11	10	1.76
(1,37)	1:A:104:ARG:CG	2:B:75:ILE:HD12	10	1.76
(1,37)	1:A:104:ARG:CG	2:B:75:ILE:HD13	10	1.76
(1,37)	1:A:104:ARG:CG	2:B:75:ILE:HG12	10	1.76
(1,37)	1:A:104:ARG:CG	2:B:75:ILE:HG13	10	1.76
(1,37)	1:A:104:ARG:CG	2:B:75:ILE:HG21	10	1.76
(1,37)	1:A:104:ARG:CG	2:B:75:ILE:HG22	10	1.76
(1,37)	1:A:104:ARG:CG	2:B:75:ILE:HG23	10	1.76
(1,37)	1:A:104:ARG:CG	2:B:75:ILE:N	10	1.76
(1,37)	1:A:104:ARG:CG	2:B:75:ILE:O	10	1.76
(1,37)	1:A:104:ARG:CG	2:B:77:ALA:C	10	1.76
(1,37)	1:A:104:ARG:CG	2:B:77:ALA:CA	10	1.76
(1,37)	1:A:104:ARG:CG	2:B:77:ALA:CB	10	1.76
(1,37)	1:A:104:ARG:CG	2:B:77:ALA:H	10	1.76
(1,37)	1:A:104:ARG:CG	2:B:77:ALA:HA	10	1.76
(1,37)	1:A:104:ARG:CG	2:B:77:ALA:HB1	10	1.76
(1,37)	1:A:104:ARG:CG	2:B:77:ALA:HB2	10	1.76
(1,37)	1:A:104:ARG:CG	2:B:77:ALA:HB3	10	1.76
(1,37)	1:A:104:ARG:CG	2:B:77:ALA:N	10	1.76
(1,37)	1:A:104:ARG:CG	2:B:77:ALA:O	10	1.76
(1,37)	1:A:104:ARG:CG	2:B:78:GLY:C	10	1.76
(1,37)	1:A:104:ARG:CG	2:B:78:GLY:CA	10	1.76
(1,37)	1:A:104:ARG:CG	2:B:78:GLY:H	10	1.76
(1,37)	1:A:104:ARG:CG	2:B:78:GLY:HA2	10	1.76
(1,37)	1:A:104:ARG:CG	2:B:78:GLY:HA3	10	1.76
(1,37)	1:A:104:ARG:CG	2:B:78:GLY:N	10	1.76
(1,37)	1:A:104:ARG:CG	2:B:78:GLY:O	10	1.76
(1,37)	1:A:104:ARG:CG	2:B:79:LYS:C	10	1.76
(1,37)	1:A:104:ARG:CG	2:B:79:LYS:CA	10	1.76
(1,37)	1:A:104:ARG:CG	2:B:79:LYS:CB	10	1.76
(1,37)	1:A:104:ARG:CG	2:B:79:LYS:CD	10	1.76

*Continued on next page...*

*Continued from previous page...*

Key	Atom-1	Atom-2	Model ID	Violation (Å)
(1,37)	1:A:104:ARG:CG	2:B:79:LYS:CE	10	1.76
(1,37)	1:A:104:ARG:CG	2:B:79:LYS:CG	10	1.76
(1,37)	1:A:104:ARG:CG	2:B:79:LYS:H	10	1.76
(1,37)	1:A:104:ARG:CG	2:B:79:LYS:HA	10	1.76
(1,37)	1:A:104:ARG:CG	2:B:79:LYS:HB2	10	1.76
(1,37)	1:A:104:ARG:CG	2:B:79:LYS:HB3	10	1.76
(1,37)	1:A:104:ARG:CG	2:B:79:LYS:HD2	10	1.76
(1,37)	1:A:104:ARG:CG	2:B:79:LYS:HD3	10	1.76
(1,37)	1:A:104:ARG:CG	2:B:79:LYS:HE2	10	1.76
(1,37)	1:A:104:ARG:CG	2:B:79:LYS:HE3	10	1.76
(1,37)	1:A:104:ARG:CG	2:B:79:LYS:HG2	10	1.76
(1,37)	1:A:104:ARG:CG	2:B:79:LYS:HG3	10	1.76
(1,37)	1:A:104:ARG:CG	2:B:79:LYS:HZ1	10	1.76
(1,37)	1:A:104:ARG:CG	2:B:79:LYS:HZ2	10	1.76
(1,37)	1:A:104:ARG:CG	2:B:79:LYS:HZ3	10	1.76
(1,37)	1:A:104:ARG:CG	2:B:79:LYS:N	10	1.76
(1,37)	1:A:104:ARG:CG	2:B:79:LYS:NZ	10	1.76
(1,37)	1:A:104:ARG:CG	2:B:79:LYS:O	10	1.76
(1,37)	1:A:104:ARG:CG	2:B:80:ILE:C	10	1.76
(1,37)	1:A:104:ARG:CG	2:B:80:ILE:CA	10	1.76
(1,37)	1:A:104:ARG:CG	2:B:80:ILE:CB	10	1.76
(1,37)	1:A:104:ARG:CG	2:B:80:ILE:CD1	10	1.76
(1,37)	1:A:104:ARG:CG	2:B:80:ILE:CG1	10	1.76
(1,37)	1:A:104:ARG:CG	2:B:80:ILE:CG2	10	1.76
(1,37)	1:A:104:ARG:CG	2:B:80:ILE:H	10	1.76
(1,37)	1:A:104:ARG:CG	2:B:80:ILE:HA	10	1.76
(1,37)	1:A:104:ARG:CG	2:B:80:ILE:HB	10	1.76
(1,37)	1:A:104:ARG:CG	2:B:80:ILE:HD11	10	1.76
(1,37)	1:A:104:ARG:CG	2:B:80:ILE:HD12	10	1.76
(1,37)	1:A:104:ARG:CG	2:B:80:ILE:HD13	10	1.76
(1,37)	1:A:104:ARG:CG	2:B:80:ILE:HG12	10	1.76
(1,37)	1:A:104:ARG:CG	2:B:80:ILE:HG13	10	1.76
(1,37)	1:A:104:ARG:CG	2:B:80:ILE:HG21	10	1.76
(1,37)	1:A:104:ARG:CG	2:B:80:ILE:HG22	10	1.76
(1,37)	1:A:104:ARG:CG	2:B:80:ILE:HG23	10	1.76
(1,37)	1:A:104:ARG:CG	2:B:80:ILE:N	10	1.76
(1,37)	1:A:104:ARG:CG	2:B:80:ILE:O	10	1.76
(1,37)	1:A:104:ARG:CG	2:B:84:GLN:C	10	1.76
(1,37)	1:A:104:ARG:CG	2:B:84:GLN:CA	10	1.76
(1,37)	1:A:104:ARG:CG	2:B:84:GLN:CB	10	1.76
(1,37)	1:A:104:ARG:CG	2:B:84:GLN:CD	10	1.76
(1,37)	1:A:104:ARG:CG	2:B:84:GLN:CG	10	1.76

*Continued on next page...*

*Continued from previous page...*

Key	Atom-1	Atom-2	Model ID	Violation (Å)
(1,37)	1:A:104:ARG:CG	2:B:84:GLN:H	10	1.76
(1,37)	1:A:104:ARG:CG	2:B:84:GLN:HA	10	1.76
(1,37)	1:A:104:ARG:CG	2:B:84:GLN:HB2	10	1.76
(1,37)	1:A:104:ARG:CG	2:B:84:GLN:HB3	10	1.76
(1,37)	1:A:104:ARG:CG	2:B:84:GLN:HE21	10	1.76
(1,37)	1:A:104:ARG:CG	2:B:84:GLN:HE22	10	1.76
(1,37)	1:A:104:ARG:CG	2:B:84:GLN:HG2	10	1.76
(1,37)	1:A:104:ARG:CG	2:B:84:GLN:HG3	10	1.76
(1,37)	1:A:104:ARG:CG	2:B:84:GLN:N	10	1.76
(1,37)	1:A:104:ARG:CG	2:B:84:GLN:NE2	10	1.76
(1,37)	1:A:104:ARG:CG	2:B:84:GLN:O	10	1.76
(1,37)	1:A:104:ARG:CG	2:B:84:GLN:OE1	10	1.76
(1,37)	1:A:104:ARG:CG	2:B:97:THR:C	10	1.76
(1,37)	1:A:104:ARG:CG	2:B:97:THR:CA	10	1.76
(1,37)	1:A:104:ARG:CG	2:B:97:THR:CB	10	1.76
(1,37)	1:A:104:ARG:CG	2:B:97:THR:CG2	10	1.76
(1,37)	1:A:104:ARG:CG	2:B:97:THR:H	10	1.76
(1,37)	1:A:104:ARG:CG	2:B:97:THR:HA	10	1.76
(1,37)	1:A:104:ARG:CG	2:B:97:THR:HB	10	1.76
(1,37)	1:A:104:ARG:CG	2:B:97:THR:HG1	10	1.76
(1,37)	1:A:104:ARG:CG	2:B:97:THR:HG21	10	1.76
(1,37)	1:A:104:ARG:CG	2:B:97:THR:HG22	10	1.76
(1,37)	1:A:104:ARG:CG	2:B:97:THR:HG23	10	1.76
(1,37)	1:A:104:ARG:CG	2:B:97:THR:N	10	1.76
(1,37)	1:A:104:ARG:CG	2:B:97:THR:O	10	1.76
(1,37)	1:A:104:ARG:CG	2:B:97:THR:OG1	10	1.76
(1,37)	1:A:104:ARG:CG	2:B:99:HIS:C	10	1.76
(1,37)	1:A:104:ARG:CG	2:B:99:HIS:CA	10	1.76
(1,37)	1:A:104:ARG:CG	2:B:99:HIS:CB	10	1.76
(1,37)	1:A:104:ARG:CG	2:B:99:HIS:CD2	10	1.76
(1,37)	1:A:104:ARG:CG	2:B:99:HIS:CE1	10	1.76
(1,37)	1:A:104:ARG:CG	2:B:99:HIS:CG	10	1.76
(1,37)	1:A:104:ARG:CG	2:B:99:HIS:H	10	1.76
(1,37)	1:A:104:ARG:CG	2:B:99:HIS:HA	10	1.76
(1,37)	1:A:104:ARG:CG	2:B:99:HIS:HB2	10	1.76
(1,37)	1:A:104:ARG:CG	2:B:99:HIS:HB3	10	1.76
(1,37)	1:A:104:ARG:CG	2:B:99:HIS:HD1	10	1.76
(1,37)	1:A:104:ARG:CG	2:B:99:HIS:HD2	10	1.76
(1,37)	1:A:104:ARG:CG	2:B:99:HIS:HE1	10	1.76
(1,37)	1:A:104:ARG:CG	2:B:99:HIS:HE2	10	1.76
(1,37)	1:A:104:ARG:CG	2:B:99:HIS:N	10	1.76
(1,37)	1:A:104:ARG:CG	2:B:99:HIS:ND1	10	1.76

*Continued on next page...*

*Continued from previous page...*

Key	Atom-1	Atom-2	Model ID	Violation (Å)
(1,37)	1:A:104:ARG:CG	2:B:99:HIS:NE2	10	1.76
(1,37)	1:A:104:ARG:CG	2:B:99:HIS:O	10	1.76
(1,37)	1:A:104:ARG:CG	2:B:101:VAL:C	10	1.76
(1,37)	1:A:104:ARG:CG	2:B:101:VAL:CA	10	1.76
(1,37)	1:A:104:ARG:CG	2:B:101:VAL:CB	10	1.76
(1,37)	1:A:104:ARG:CG	2:B:101:VAL:CG1	10	1.76
(1,37)	1:A:104:ARG:CG	2:B:101:VAL:CG2	10	1.76
(1,37)	1:A:104:ARG:CG	2:B:101:VAL:H	10	1.76
(1,37)	1:A:104:ARG:CG	2:B:101:VAL:HA	10	1.76
(1,37)	1:A:104:ARG:CG	2:B:101:VAL:HB	10	1.76
(1,37)	1:A:104:ARG:CG	2:B:101:VAL:HG11	10	1.76
(1,37)	1:A:104:ARG:CG	2:B:101:VAL:HG12	10	1.76
(1,37)	1:A:104:ARG:CG	2:B:101:VAL:HG13	10	1.76
(1,37)	1:A:104:ARG:CG	2:B:101:VAL:HG21	10	1.76
(1,37)	1:A:104:ARG:CG	2:B:101:VAL:HG22	10	1.76
(1,37)	1:A:104:ARG:CG	2:B:101:VAL:HG23	10	1.76
(1,37)	1:A:104:ARG:CG	2:B:101:VAL:N	10	1.76
(1,37)	1:A:104:ARG:CG	2:B:101:VAL:O	10	1.76
(1,37)	1:A:104:ARG:CZ	2:B:75:ILE:C	10	1.76
(1,37)	1:A:104:ARG:CZ	2:B:75:ILE:CA	10	1.76
(1,37)	1:A:104:ARG:CZ	2:B:75:ILE:CB	10	1.76
(1,37)	1:A:104:ARG:CZ	2:B:75:ILE:CD1	10	1.76
(1,37)	1:A:104:ARG:CZ	2:B:75:ILE:CG1	10	1.76
(1,37)	1:A:104:ARG:CZ	2:B:75:ILE:CG2	10	1.76
(1,37)	1:A:104:ARG:CZ	2:B:75:ILE:H	10	1.76
(1,37)	1:A:104:ARG:CZ	2:B:75:ILE:HA	10	1.76
(1,37)	1:A:104:ARG:CZ	2:B:75:ILE:HB	10	1.76
(1,37)	1:A:104:ARG:CZ	2:B:75:ILE:HD11	10	1.76
(1,37)	1:A:104:ARG:CZ	2:B:75:ILE:HD12	10	1.76
(1,37)	1:A:104:ARG:CZ	2:B:75:ILE:HD13	10	1.76
(1,37)	1:A:104:ARG:CZ	2:B:75:ILE:HG12	10	1.76
(1,37)	1:A:104:ARG:CZ	2:B:75:ILE:HG13	10	1.76
(1,37)	1:A:104:ARG:CZ	2:B:75:ILE:HG21	10	1.76
(1,37)	1:A:104:ARG:CZ	2:B:75:ILE:HG22	10	1.76
(1,37)	1:A:104:ARG:CZ	2:B:75:ILE:HG23	10	1.76
(1,37)	1:A:104:ARG:CZ	2:B:75:ILE:N	10	1.76
(1,37)	1:A:104:ARG:CZ	2:B:75:ILE:O	10	1.76
(1,37)	1:A:104:ARG:CZ	2:B:77:ALA:C	10	1.76
(1,37)	1:A:104:ARG:CZ	2:B:77:ALA:CA	10	1.76
(1,37)	1:A:104:ARG:CZ	2:B:77:ALA:CB	10	1.76
(1,37)	1:A:104:ARG:CZ	2:B:77:ALA:H	10	1.76
(1,37)	1:A:104:ARG:CZ	2:B:77:ALA:HA	10	1.76

*Continued on next page...*

*Continued from previous page...*

Key	Atom-1	Atom-2	Model ID	Violation (Å)
(1,37)	1:A:104:ARG:CZ	2:B:77:ALA:HB1	10	1.76
(1,37)	1:A:104:ARG:CZ	2:B:77:ALA:HB2	10	1.76
(1,37)	1:A:104:ARG:CZ	2:B:77:ALA:HB3	10	1.76
(1,37)	1:A:104:ARG:CZ	2:B:77:ALA:N	10	1.76
(1,37)	1:A:104:ARG:CZ	2:B:77:ALA:O	10	1.76
(1,37)	1:A:104:ARG:CZ	2:B:78:GLY:C	10	1.76
(1,37)	1:A:104:ARG:CZ	2:B:78:GLY:CA	10	1.76
(1,37)	1:A:104:ARG:CZ	2:B:78:GLY:H	10	1.76
(1,37)	1:A:104:ARG:CZ	2:B:78:GLY:HA2	10	1.76
(1,37)	1:A:104:ARG:CZ	2:B:78:GLY:HA3	10	1.76
(1,37)	1:A:104:ARG:CZ	2:B:78:GLY:N	10	1.76
(1,37)	1:A:104:ARG:CZ	2:B:78:GLY:O	10	1.76
(1,37)	1:A:104:ARG:CZ	2:B:79:LYS:C	10	1.76
(1,37)	1:A:104:ARG:CZ	2:B:79:LYS:CA	10	1.76
(1,37)	1:A:104:ARG:CZ	2:B:79:LYS:CB	10	1.76
(1,37)	1:A:104:ARG:CZ	2:B:79:LYS:CD	10	1.76
(1,37)	1:A:104:ARG:CZ	2:B:79:LYS:CE	10	1.76
(1,37)	1:A:104:ARG:CZ	2:B:79:LYS:CG	10	1.76
(1,37)	1:A:104:ARG:CZ	2:B:79:LYS:H	10	1.76
(1,37)	1:A:104:ARG:CZ	2:B:79:LYS:HA	10	1.76
(1,37)	1:A:104:ARG:CZ	2:B:79:LYS:HB2	10	1.76
(1,37)	1:A:104:ARG:CZ	2:B:79:LYS:HB3	10	1.76
(1,37)	1:A:104:ARG:CZ	2:B:79:LYS:HD2	10	1.76
(1,37)	1:A:104:ARG:CZ	2:B:79:LYS:HD3	10	1.76
(1,37)	1:A:104:ARG:CZ	2:B:79:LYS:HE2	10	1.76
(1,37)	1:A:104:ARG:CZ	2:B:79:LYS:HE3	10	1.76
(1,37)	1:A:104:ARG:CZ	2:B:79:LYS:HG2	10	1.76
(1,37)	1:A:104:ARG:CZ	2:B:79:LYS:HG3	10	1.76
(1,37)	1:A:104:ARG:CZ	2:B:79:LYS:HZ1	10	1.76
(1,37)	1:A:104:ARG:CZ	2:B:79:LYS:HZ2	10	1.76
(1,37)	1:A:104:ARG:CZ	2:B:79:LYS:HZ3	10	1.76
(1,37)	1:A:104:ARG:CZ	2:B:79:LYS:N	10	1.76
(1,37)	1:A:104:ARG:CZ	2:B:79:LYS:NZ	10	1.76
(1,37)	1:A:104:ARG:CZ	2:B:79:LYS:O	10	1.76
(1,37)	1:A:104:ARG:CZ	2:B:80:ILE:C	10	1.76
(1,37)	1:A:104:ARG:CZ	2:B:80:ILE:CA	10	1.76
(1,37)	1:A:104:ARG:CZ	2:B:80:ILE:CB	10	1.76
(1,37)	1:A:104:ARG:CZ	2:B:80:ILE:CD1	10	1.76
(1,37)	1:A:104:ARG:CZ	2:B:80:ILE:CG1	10	1.76
(1,37)	1:A:104:ARG:CZ	2:B:80:ILE:CG2	10	1.76
(1,37)	1:A:104:ARG:CZ	2:B:80:ILE:H	10	1.76
(1,37)	1:A:104:ARG:CZ	2:B:80:ILE:HA	10	1.76

*Continued on next page...*

*Continued from previous page...*

Key	Atom-1	Atom-2	Model ID	Violation (Å)
(1,37)	1:A:104:ARG:CZ	2:B:80:ILE:HB	10	1.76
(1,37)	1:A:104:ARG:CZ	2:B:80:ILE:HD11	10	1.76
(1,37)	1:A:104:ARG:CZ	2:B:80:ILE:HD12	10	1.76
(1,37)	1:A:104:ARG:CZ	2:B:80:ILE:HD13	10	1.76
(1,37)	1:A:104:ARG:CZ	2:B:80:ILE:HG12	10	1.76
(1,37)	1:A:104:ARG:CZ	2:B:80:ILE:HG13	10	1.76
(1,37)	1:A:104:ARG:CZ	2:B:80:ILE:HG21	10	1.76
(1,37)	1:A:104:ARG:CZ	2:B:80:ILE:HG22	10	1.76
(1,37)	1:A:104:ARG:CZ	2:B:80:ILE:HG23	10	1.76
(1,37)	1:A:104:ARG:CZ	2:B:80:ILE:N	10	1.76
(1,37)	1:A:104:ARG:CZ	2:B:80:ILE:O	10	1.76
(1,37)	1:A:104:ARG:CZ	2:B:84:GLN:C	10	1.76
(1,37)	1:A:104:ARG:CZ	2:B:84:GLN:CA	10	1.76
(1,37)	1:A:104:ARG:CZ	2:B:84:GLN:CB	10	1.76
(1,37)	1:A:104:ARG:CZ	2:B:84:GLN:CD	10	1.76
(1,37)	1:A:104:ARG:CZ	2:B:84:GLN:CG	10	1.76
(1,37)	1:A:104:ARG:CZ	2:B:84:GLN:H	10	1.76
(1,37)	1:A:104:ARG:CZ	2:B:84:GLN:HA	10	1.76
(1,37)	1:A:104:ARG:CZ	2:B:84:GLN:HB2	10	1.76
(1,37)	1:A:104:ARG:CZ	2:B:84:GLN:HB3	10	1.76
(1,37)	1:A:104:ARG:CZ	2:B:84:GLN:HE21	10	1.76
(1,37)	1:A:104:ARG:CZ	2:B:84:GLN:HE22	10	1.76
(1,37)	1:A:104:ARG:CZ	2:B:84:GLN:HG2	10	1.76
(1,37)	1:A:104:ARG:CZ	2:B:84:GLN:HG3	10	1.76
(1,37)	1:A:104:ARG:CZ	2:B:84:GLN:N	10	1.76
(1,37)	1:A:104:ARG:CZ	2:B:84:GLN:NE2	10	1.76
(1,37)	1:A:104:ARG:CZ	2:B:84:GLN:O	10	1.76
(1,37)	1:A:104:ARG:CZ	2:B:84:GLN:OE1	10	1.76
(1,37)	1:A:104:ARG:CZ	2:B:97:THR:C	10	1.76
(1,37)	1:A:104:ARG:CZ	2:B:97:THR:CA	10	1.76
(1,37)	1:A:104:ARG:CZ	2:B:97:THR:CB	10	1.76
(1,37)	1:A:104:ARG:CZ	2:B:97:THR:CG2	10	1.76
(1,37)	1:A:104:ARG:CZ	2:B:97:THR:H	10	1.76
(1,37)	1:A:104:ARG:CZ	2:B:97:THR:HA	10	1.76
(1,37)	1:A:104:ARG:CZ	2:B:97:THR:HB	10	1.76
(1,37)	1:A:104:ARG:CZ	2:B:97:THR:HG1	10	1.76
(1,37)	1:A:104:ARG:CZ	2:B:97:THR:HG21	10	1.76
(1,37)	1:A:104:ARG:CZ	2:B:97:THR:HG22	10	1.76
(1,37)	1:A:104:ARG:CZ	2:B:97:THR:HG23	10	1.76
(1,37)	1:A:104:ARG:CZ	2:B:97:THR:N	10	1.76
(1,37)	1:A:104:ARG:CZ	2:B:97:THR:O	10	1.76
(1,37)	1:A:104:ARG:CZ	2:B:97:THR:OG1	10	1.76

*Continued on next page...*

*Continued from previous page...*

Key	Atom-1	Atom-2	Model ID	Violation (Å)
(1,37)	1:A:104:ARG:CZ	2:B:99:HIS:C	10	1.76
(1,37)	1:A:104:ARG:CZ	2:B:99:HIS:CA	10	1.76
(1,37)	1:A:104:ARG:CZ	2:B:99:HIS:CB	10	1.76
(1,37)	1:A:104:ARG:CZ	2:B:99:HIS:CD2	10	1.76
(1,37)	1:A:104:ARG:CZ	2:B:99:HIS:CE1	10	1.76
(1,37)	1:A:104:ARG:CZ	2:B:99:HIS:CG	10	1.76
(1,37)	1:A:104:ARG:CZ	2:B:99:HIS:H	10	1.76
(1,37)	1:A:104:ARG:CZ	2:B:99:HIS:HA	10	1.76
(1,37)	1:A:104:ARG:CZ	2:B:99:HIS:HB2	10	1.76
(1,37)	1:A:104:ARG:CZ	2:B:99:HIS:HB3	10	1.76
(1,37)	1:A:104:ARG:CZ	2:B:99:HIS:HD1	10	1.76
(1,37)	1:A:104:ARG:CZ	2:B:99:HIS:HD2	10	1.76
(1,37)	1:A:104:ARG:CZ	2:B:99:HIS:HE1	10	1.76
(1,37)	1:A:104:ARG:CZ	2:B:99:HIS:HE2	10	1.76
(1,37)	1:A:104:ARG:CZ	2:B:99:HIS:N	10	1.76
(1,37)	1:A:104:ARG:CZ	2:B:99:HIS:ND1	10	1.76
(1,37)	1:A:104:ARG:CZ	2:B:99:HIS:NE2	10	1.76
(1,37)	1:A:104:ARG:CZ	2:B:99:HIS:O	10	1.76
(1,37)	1:A:104:ARG:CZ	2:B:101:VAL:C	10	1.76
(1,37)	1:A:104:ARG:CZ	2:B:101:VAL:CA	10	1.76
(1,37)	1:A:104:ARG:CZ	2:B:101:VAL:CB	10	1.76
(1,37)	1:A:104:ARG:CZ	2:B:101:VAL:CG1	10	1.76
(1,37)	1:A:104:ARG:CZ	2:B:101:VAL:CG2	10	1.76
(1,37)	1:A:104:ARG:CZ	2:B:101:VAL:H	10	1.76
(1,37)	1:A:104:ARG:CZ	2:B:101:VAL:HA	10	1.76
(1,37)	1:A:104:ARG:CZ	2:B:101:VAL:HB	10	1.76
(1,37)	1:A:104:ARG:CZ	2:B:101:VAL:HG11	10	1.76
(1,37)	1:A:104:ARG:CZ	2:B:101:VAL:HG12	10	1.76
(1,37)	1:A:104:ARG:CZ	2:B:101:VAL:HG13	10	1.76
(1,37)	1:A:104:ARG:CZ	2:B:101:VAL:HG21	10	1.76
(1,37)	1:A:104:ARG:CZ	2:B:101:VAL:HG22	10	1.76
(1,37)	1:A:104:ARG:CZ	2:B:101:VAL:HG23	10	1.76
(1,37)	1:A:104:ARG:CZ	2:B:101:VAL:N	10	1.76
(1,37)	1:A:104:ARG:CZ	2:B:101:VAL:O	10	1.76
(1,37)	1:A:104:ARG:H	2:B:75:ILE:C	10	1.76
(1,37)	1:A:104:ARG:H	2:B:75:ILE:CA	10	1.76
(1,37)	1:A:104:ARG:H	2:B:75:ILE:CB	10	1.76
(1,37)	1:A:104:ARG:H	2:B:75:ILE:CD1	10	1.76
(1,37)	1:A:104:ARG:H	2:B:75:ILE:CG1	10	1.76
(1,37)	1:A:104:ARG:H	2:B:75:ILE:CG2	10	1.76
(1,37)	1:A:104:ARG:H	2:B:75:ILE:H	10	1.76
(1,37)	1:A:104:ARG:H	2:B:75:ILE:HA	10	1.76

*Continued on next page...*



*Continued from previous page...*

Key	Atom-1	Atom-2	Model ID	Violation (Å)
(1,37)	1:A:104:ARG:H	2:B:75:ILE:HB	10	1.76
(1,37)	1:A:104:ARG:H	2:B:75:ILE:HD11	10	1.76
(1,37)	1:A:104:ARG:H	2:B:75:ILE:HD12	10	1.76
(1,37)	1:A:104:ARG:H	2:B:75:ILE:HD13	10	1.76
(1,37)	1:A:104:ARG:H	2:B:75:ILE:HG12	10	1.76
(1,37)	1:A:104:ARG:H	2:B:75:ILE:HG13	10	1.76
(1,37)	1:A:104:ARG:H	2:B:75:ILE:HG21	10	1.76
(1,37)	1:A:104:ARG:H	2:B:75:ILE:HG22	10	1.76
(1,37)	1:A:104:ARG:H	2:B:75:ILE:HG23	10	1.76
(1,37)	1:A:104:ARG:H	2:B:75:ILE:N	10	1.76
(1,37)	1:A:104:ARG:H	2:B:75:ILE:O	10	1.76
(1,37)	1:A:104:ARG:H	2:B:77:ALA:C	10	1.76
(1,37)	1:A:104:ARG:H	2:B:77:ALA:CA	10	1.76
(1,37)	1:A:104:ARG:H	2:B:77:ALA:CB	10	1.76
(1,37)	1:A:104:ARG:H	2:B:77:ALA:H	10	1.76
(1,37)	1:A:104:ARG:H	2:B:77:ALA:HA	10	1.76
(1,37)	1:A:104:ARG:H	2:B:77:ALA:HB1	10	1.76
(1,37)	1:A:104:ARG:H	2:B:77:ALA:HB2	10	1.76
(1,37)	1:A:104:ARG:H	2:B:77:ALA:HB3	10	1.76
(1,37)	1:A:104:ARG:H	2:B:77:ALA:N	10	1.76
(1,37)	1:A:104:ARG:H	2:B:77:ALA:O	10	1.76
(1,37)	1:A:104:ARG:H	2:B:78:GLY:C	10	1.76
(1,37)	1:A:104:ARG:H	2:B:78:GLY:CA	10	1.76
(1,37)	1:A:104:ARG:H	2:B:78:GLY:H	10	1.76
(1,37)	1:A:104:ARG:H	2:B:78:GLY:HA2	10	1.76
(1,37)	1:A:104:ARG:H	2:B:78:GLY:HA3	10	1.76
(1,37)	1:A:104:ARG:H	2:B:78:GLY:N	10	1.76
(1,37)	1:A:104:ARG:H	2:B:78:GLY:O	10	1.76
(1,37)	1:A:104:ARG:H	2:B:79:LYS:C	10	1.76
(1,37)	1:A:104:ARG:H	2:B:79:LYS:CA	10	1.76
(1,37)	1:A:104:ARG:H	2:B:79:LYS:CB	10	1.76
(1,37)	1:A:104:ARG:H	2:B:79:LYS:CD	10	1.76
(1,37)	1:A:104:ARG:H	2:B:79:LYS:CE	10	1.76
(1,37)	1:A:104:ARG:H	2:B:79:LYS:CG	10	1.76
(1,37)	1:A:104:ARG:H	2:B:79:LYS:H	10	1.76
(1,37)	1:A:104:ARG:H	2:B:79:LYS:HA	10	1.76
(1,37)	1:A:104:ARG:H	2:B:79:LYS:HB2	10	1.76
(1,37)	1:A:104:ARG:H	2:B:79:LYS:HB3	10	1.76
(1,37)	1:A:104:ARG:H	2:B:79:LYS:HD2	10	1.76
(1,37)	1:A:104:ARG:H	2:B:79:LYS:HD3	10	1.76
(1,37)	1:A:104:ARG:H	2:B:79:LYS:HE2	10	1.76
(1,37)	1:A:104:ARG:H	2:B:79:LYS:HE3	10	1.76

*Continued on next page...*

*Continued from previous page...*

Key	Atom-1	Atom-2	Model ID	Violation (Å)
(1,37)	1:A:104:ARG:H	2:B:79:LYS:HG2	10	1.76
(1,37)	1:A:104:ARG:H	2:B:79:LYS:HG3	10	1.76
(1,37)	1:A:104:ARG:H	2:B:79:LYS:HZ1	10	1.76
(1,37)	1:A:104:ARG:H	2:B:79:LYS:HZ2	10	1.76
(1,37)	1:A:104:ARG:H	2:B:79:LYS:HZ3	10	1.76
(1,37)	1:A:104:ARG:H	2:B:79:LYS:N	10	1.76
(1,37)	1:A:104:ARG:H	2:B:79:LYS:NZ	10	1.76
(1,37)	1:A:104:ARG:H	2:B:79:LYS:O	10	1.76
(1,37)	1:A:104:ARG:H	2:B:80:ILE:C	10	1.76
(1,37)	1:A:104:ARG:H	2:B:80:ILE:CA	10	1.76
(1,37)	1:A:104:ARG:H	2:B:80:ILE:CB	10	1.76
(1,37)	1:A:104:ARG:H	2:B:80:ILE:CD1	10	1.76
(1,37)	1:A:104:ARG:H	2:B:80:ILE:CG1	10	1.76
(1,37)	1:A:104:ARG:H	2:B:80:ILE:CG2	10	1.76
(1,37)	1:A:104:ARG:H	2:B:80:ILE:H	10	1.76
(1,37)	1:A:104:ARG:H	2:B:80:ILE:HA	10	1.76
(1,37)	1:A:104:ARG:H	2:B:80:ILE:HB	10	1.76
(1,37)	1:A:104:ARG:H	2:B:80:ILE:HD11	10	1.76
(1,37)	1:A:104:ARG:H	2:B:80:ILE:HD12	10	1.76
(1,37)	1:A:104:ARG:H	2:B:80:ILE:HD13	10	1.76
(1,37)	1:A:104:ARG:H	2:B:80:ILE:HG12	10	1.76
(1,37)	1:A:104:ARG:H	2:B:80:ILE:HG13	10	1.76
(1,37)	1:A:104:ARG:H	2:B:80:ILE:HG21	10	1.76
(1,37)	1:A:104:ARG:H	2:B:80:ILE:HG22	10	1.76
(1,37)	1:A:104:ARG:H	2:B:80:ILE:HG23	10	1.76
(1,37)	1:A:104:ARG:H	2:B:80:ILE:N	10	1.76
(1,37)	1:A:104:ARG:H	2:B:80:ILE:O	10	1.76
(1,37)	1:A:104:ARG:H	2:B:84:GLN:C	10	1.76
(1,37)	1:A:104:ARG:H	2:B:84:GLN:CA	10	1.76
(1,37)	1:A:104:ARG:H	2:B:84:GLN:CB	10	1.76
(1,37)	1:A:104:ARG:H	2:B:84:GLN:CD	10	1.76
(1,37)	1:A:104:ARG:H	2:B:84:GLN:CG	10	1.76
(1,37)	1:A:104:ARG:H	2:B:84:GLN:H	10	1.76
(1,37)	1:A:104:ARG:H	2:B:84:GLN:HA	10	1.76
(1,37)	1:A:104:ARG:H	2:B:84:GLN:HB2	10	1.76
(1,37)	1:A:104:ARG:H	2:B:84:GLN:HB3	10	1.76
(1,37)	1:A:104:ARG:H	2:B:84:GLN:HE21	10	1.76
(1,37)	1:A:104:ARG:H	2:B:84:GLN:HE22	10	1.76
(1,37)	1:A:104:ARG:H	2:B:84:GLN:HG2	10	1.76
(1,37)	1:A:104:ARG:H	2:B:84:GLN:HG3	10	1.76
(1,37)	1:A:104:ARG:H	2:B:84:GLN:N	10	1.76
(1,37)	1:A:104:ARG:H	2:B:84:GLN:NE2	10	1.76

*Continued on next page...*

*Continued from previous page...*

Key	Atom-1	Atom-2	Model ID	Violation (Å)
(1,37)	1:A:104:ARG:H	2:B:84:GLN:O	10	1.76
(1,37)	1:A:104:ARG:H	2:B:84:GLN:OE1	10	1.76
(1,37)	1:A:104:ARG:H	2:B:97:THR:C	10	1.76
(1,37)	1:A:104:ARG:H	2:B:97:THR:CA	10	1.76
(1,37)	1:A:104:ARG:H	2:B:97:THR:CB	10	1.76
(1,37)	1:A:104:ARG:H	2:B:97:THR:CG2	10	1.76
(1,37)	1:A:104:ARG:H	2:B:97:THR:H	10	1.76
(1,37)	1:A:104:ARG:H	2:B:97:THR:HA	10	1.76
(1,37)	1:A:104:ARG:H	2:B:97:THR:HB	10	1.76
(1,37)	1:A:104:ARG:H	2:B:97:THR:HG1	10	1.76
(1,37)	1:A:104:ARG:H	2:B:97:THR:HG21	10	1.76
(1,37)	1:A:104:ARG:H	2:B:97:THR:HG22	10	1.76
(1,37)	1:A:104:ARG:H	2:B:97:THR:HG23	10	1.76
(1,37)	1:A:104:ARG:H	2:B:97:THR:N	10	1.76
(1,37)	1:A:104:ARG:H	2:B:97:THR:O	10	1.76
(1,37)	1:A:104:ARG:H	2:B:97:THR:OG1	10	1.76
(1,37)	1:A:104:ARG:H	2:B:99:HIS:C	10	1.76
(1,37)	1:A:104:ARG:H	2:B:99:HIS:CA	10	1.76
(1,37)	1:A:104:ARG:H	2:B:99:HIS:CB	10	1.76
(1,37)	1:A:104:ARG:H	2:B:99:HIS:CD2	10	1.76
(1,37)	1:A:104:ARG:H	2:B:99:HIS:CE1	10	1.76
(1,37)	1:A:104:ARG:H	2:B:99:HIS:CG	10	1.76
(1,37)	1:A:104:ARG:H	2:B:99:HIS:H	10	1.76
(1,37)	1:A:104:ARG:H	2:B:99:HIS:HA	10	1.76
(1,37)	1:A:104:ARG:H	2:B:99:HIS:HB2	10	1.76
(1,37)	1:A:104:ARG:H	2:B:99:HIS:HB3	10	1.76
(1,37)	1:A:104:ARG:H	2:B:99:HIS:HD1	10	1.76
(1,37)	1:A:104:ARG:H	2:B:99:HIS:HD2	10	1.76
(1,37)	1:A:104:ARG:H	2:B:99:HIS:HE1	10	1.76
(1,37)	1:A:104:ARG:H	2:B:99:HIS:HE2	10	1.76
(1,37)	1:A:104:ARG:H	2:B:99:HIS:N	10	1.76
(1,37)	1:A:104:ARG:H	2:B:99:HIS:ND1	10	1.76
(1,37)	1:A:104:ARG:H	2:B:99:HIS:NE2	10	1.76
(1,37)	1:A:104:ARG:H	2:B:99:HIS:O	10	1.76
(1,37)	1:A:104:ARG:H	2:B:101:VAL:C	10	1.76
(1,37)	1:A:104:ARG:H	2:B:101:VAL:CA	10	1.76
(1,37)	1:A:104:ARG:H	2:B:101:VAL:CB	10	1.76
(1,37)	1:A:104:ARG:H	2:B:101:VAL:CG1	10	1.76
(1,37)	1:A:104:ARG:H	2:B:101:VAL:CG2	10	1.76
(1,37)	1:A:104:ARG:H	2:B:101:VAL:H	10	1.76
(1,37)	1:A:104:ARG:H	2:B:101:VAL:HA	10	1.76
(1,37)	1:A:104:ARG:H	2:B:101:VAL:HB	10	1.76

*Continued on next page...*

*Continued from previous page...*

Key	Atom-1	Atom-2	Model ID	Violation (Å)
(1,37)	1:A:104:ARG:H	2:B:101:VAL:HG11	10	1.76
(1,37)	1:A:104:ARG:H	2:B:101:VAL:HG12	10	1.76
(1,37)	1:A:104:ARG:H	2:B:101:VAL:HG13	10	1.76
(1,37)	1:A:104:ARG:H	2:B:101:VAL:HG21	10	1.76
(1,37)	1:A:104:ARG:H	2:B:101:VAL:HG22	10	1.76
(1,37)	1:A:104:ARG:H	2:B:101:VAL:HG23	10	1.76
(1,37)	1:A:104:ARG:H	2:B:101:VAL:N	10	1.76
(1,37)	1:A:104:ARG:H	2:B:101:VAL:O	10	1.76
(1,37)	1:A:104:ARG:HA	2:B:75:ILE:C	10	1.76
(1,37)	1:A:104:ARG:HA	2:B:75:ILE:CA	10	1.76
(1,37)	1:A:104:ARG:HA	2:B:75:ILE:CB	10	1.76
(1,37)	1:A:104:ARG:HA	2:B:75:ILE:CD1	10	1.76
(1,37)	1:A:104:ARG:HA	2:B:75:ILE:CG1	10	1.76
(1,37)	1:A:104:ARG:HA	2:B:75:ILE:CG2	10	1.76
(1,37)	1:A:104:ARG:HA	2:B:75:ILE:H	10	1.76
(1,37)	1:A:104:ARG:HA	2:B:75:ILE:HA	10	1.76
(1,37)	1:A:104:ARG:HA	2:B:75:ILE:HB	10	1.76
(1,37)	1:A:104:ARG:HA	2:B:75:ILE:HD11	10	1.76
(1,37)	1:A:104:ARG:HA	2:B:75:ILE:HD12	10	1.76
(1,37)	1:A:104:ARG:HA	2:B:75:ILE:HD13	10	1.76
(1,37)	1:A:104:ARG:HA	2:B:75:ILE:HG12	10	1.76
(1,37)	1:A:104:ARG:HA	2:B:75:ILE:HG13	10	1.76
(1,37)	1:A:104:ARG:HA	2:B:75:ILE:HG21	10	1.76
(1,37)	1:A:104:ARG:HA	2:B:75:ILE:HG22	10	1.76
(1,37)	1:A:104:ARG:HA	2:B:75:ILE:HG23	10	1.76
(1,37)	1:A:104:ARG:HA	2:B:75:ILE:N	10	1.76
(1,37)	1:A:104:ARG:HA	2:B:75:ILE:O	10	1.76
(1,37)	1:A:104:ARG:HA	2:B:77:ALA:C	10	1.76
(1,37)	1:A:104:ARG:HA	2:B:77:ALA:CA	10	1.76
(1,37)	1:A:104:ARG:HA	2:B:77:ALA:CB	10	1.76
(1,37)	1:A:104:ARG:HA	2:B:77:ALA:H	10	1.76
(1,37)	1:A:104:ARG:HA	2:B:77:ALA:HA	10	1.76
(1,37)	1:A:104:ARG:HA	2:B:77:ALA:HB1	10	1.76
(1,37)	1:A:104:ARG:HA	2:B:77:ALA:HB2	10	1.76
(1,37)	1:A:104:ARG:HA	2:B:77:ALA:HB3	10	1.76
(1,37)	1:A:104:ARG:HA	2:B:77:ALA:N	10	1.76
(1,37)	1:A:104:ARG:HA	2:B:77:ALA:O	10	1.76
(1,37)	1:A:104:ARG:HA	2:B:78:GLY:C	10	1.76
(1,37)	1:A:104:ARG:HA	2:B:78:GLY:CA	10	1.76
(1,37)	1:A:104:ARG:HA	2:B:78:GLY:H	10	1.76
(1,37)	1:A:104:ARG:HA	2:B:78:GLY:HA2	10	1.76
(1,37)	1:A:104:ARG:HA	2:B:78:GLY:HA3	10	1.76

*Continued on next page...*

*Continued from previous page...*

Key	Atom-1	Atom-2	Model ID	Violation (Å)
(1,37)	1:A:104:ARG:HA	2:B:78:GLY:N	10	1.76
(1,37)	1:A:104:ARG:HA	2:B:78:GLY:O	10	1.76
(1,37)	1:A:104:ARG:HA	2:B:79:LYS:C	10	1.76
(1,37)	1:A:104:ARG:HA	2:B:79:LYS:CA	10	1.76
(1,37)	1:A:104:ARG:HA	2:B:79:LYS:CB	10	1.76
(1,37)	1:A:104:ARG:HA	2:B:79:LYS:CD	10	1.76
(1,37)	1:A:104:ARG:HA	2:B:79:LYS:CE	10	1.76
(1,37)	1:A:104:ARG:HA	2:B:79:LYS:CG	10	1.76
(1,37)	1:A:104:ARG:HA	2:B:79:LYS:H	10	1.76
(1,37)	1:A:104:ARG:HA	2:B:79:LYS:HA	10	1.76
(1,37)	1:A:104:ARG:HA	2:B:79:LYS:HB2	10	1.76
(1,37)	1:A:104:ARG:HA	2:B:79:LYS:HB3	10	1.76
(1,37)	1:A:104:ARG:HA	2:B:79:LYS:HD2	10	1.76
(1,37)	1:A:104:ARG:HA	2:B:79:LYS:HD3	10	1.76
(1,37)	1:A:104:ARG:HA	2:B:79:LYS:HE2	10	1.76
(1,37)	1:A:104:ARG:HA	2:B:79:LYS:HE3	10	1.76
(1,37)	1:A:104:ARG:HA	2:B:79:LYS:HG2	10	1.76
(1,37)	1:A:104:ARG:HA	2:B:79:LYS:HG3	10	1.76
(1,37)	1:A:104:ARG:HA	2:B:79:LYS:HZ1	10	1.76
(1,37)	1:A:104:ARG:HA	2:B:79:LYS:HZ2	10	1.76
(1,37)	1:A:104:ARG:HA	2:B:79:LYS:HZ3	10	1.76
(1,37)	1:A:104:ARG:HA	2:B:79:LYS:N	10	1.76
(1,37)	1:A:104:ARG:HA	2:B:79:LYS:NZ	10	1.76
(1,37)	1:A:104:ARG:HA	2:B:79:LYS:O	10	1.76
(1,37)	1:A:104:ARG:HA	2:B:80:ILE:C	10	1.76
(1,37)	1:A:104:ARG:HA	2:B:80:ILE:CA	10	1.76
(1,37)	1:A:104:ARG:HA	2:B:80:ILE:CB	10	1.76
(1,37)	1:A:104:ARG:HA	2:B:80:ILE:CD1	10	1.76
(1,37)	1:A:104:ARG:HA	2:B:80:ILE:CG1	10	1.76
(1,37)	1:A:104:ARG:HA	2:B:80:ILE:CG2	10	1.76
(1,37)	1:A:104:ARG:HA	2:B:80:ILE:H	10	1.76
(1,37)	1:A:104:ARG:HA	2:B:80:ILE:HA	10	1.76
(1,37)	1:A:104:ARG:HA	2:B:80:ILE:HB	10	1.76
(1,37)	1:A:104:ARG:HA	2:B:80:ILE:HD11	10	1.76
(1,37)	1:A:104:ARG:HA	2:B:80:ILE:HD12	10	1.76
(1,37)	1:A:104:ARG:HA	2:B:80:ILE:HD13	10	1.76
(1,37)	1:A:104:ARG:HA	2:B:80:ILE:HG12	10	1.76
(1,37)	1:A:104:ARG:HA	2:B:80:ILE:HG13	10	1.76
(1,37)	1:A:104:ARG:HA	2:B:80:ILE:HG21	10	1.76
(1,37)	1:A:104:ARG:HA	2:B:80:ILE:HG22	10	1.76
(1,37)	1:A:104:ARG:HA	2:B:80:ILE:HG23	10	1.76
(1,37)	1:A:104:ARG:HA	2:B:80:ILE:N	10	1.76

*Continued on next page...*

*Continued from previous page...*

Key	Atom-1	Atom-2	Model ID	Violation (Å)
(1,37)	1:A:104:ARG:HA	2:B:80:ILE:O	10	1.76
(1,37)	1:A:104:ARG:HA	2:B:84:GLN:C	10	1.76
(1,37)	1:A:104:ARG:HA	2:B:84:GLN:CA	10	1.76
(1,37)	1:A:104:ARG:HA	2:B:84:GLN:CB	10	1.76
(1,37)	1:A:104:ARG:HA	2:B:84:GLN:CD	10	1.76
(1,37)	1:A:104:ARG:HA	2:B:84:GLN:CG	10	1.76
(1,37)	1:A:104:ARG:HA	2:B:84:GLN:H	10	1.76
(1,37)	1:A:104:ARG:HA	2:B:84:GLN:HA	10	1.76
(1,37)	1:A:104:ARG:HA	2:B:84:GLN:HB2	10	1.76
(1,37)	1:A:104:ARG:HA	2:B:84:GLN:HB3	10	1.76
(1,37)	1:A:104:ARG:HA	2:B:84:GLN:HE21	10	1.76
(1,37)	1:A:104:ARG:HA	2:B:84:GLN:HE22	10	1.76
(1,37)	1:A:104:ARG:HA	2:B:84:GLN:HG2	10	1.76
(1,37)	1:A:104:ARG:HA	2:B:84:GLN:HG3	10	1.76
(1,37)	1:A:104:ARG:HA	2:B:84:GLN:N	10	1.76
(1,37)	1:A:104:ARG:HA	2:B:84:GLN:NE2	10	1.76
(1,37)	1:A:104:ARG:HA	2:B:84:GLN:O	10	1.76
(1,37)	1:A:104:ARG:HA	2:B:84:GLN:OE1	10	1.76
(1,37)	1:A:104:ARG:HA	2:B:97:THR:C	10	1.76
(1,37)	1:A:104:ARG:HA	2:B:97:THR:CA	10	1.76
(1,37)	1:A:104:ARG:HA	2:B:97:THR:CB	10	1.76
(1,37)	1:A:104:ARG:HA	2:B:97:THR:CG2	10	1.76
(1,37)	1:A:104:ARG:HA	2:B:97:THR:H	10	1.76
(1,37)	1:A:104:ARG:HA	2:B:97:THR:HA	10	1.76
(1,37)	1:A:104:ARG:HA	2:B:97:THR:HB	10	1.76
(1,37)	1:A:104:ARG:HA	2:B:97:THR:HG1	10	1.76
(1,37)	1:A:104:ARG:HA	2:B:97:THR:HG21	10	1.76
(1,37)	1:A:104:ARG:HA	2:B:97:THR:HG22	10	1.76
(1,37)	1:A:104:ARG:HA	2:B:97:THR:HG23	10	1.76
(1,37)	1:A:104:ARG:HA	2:B:97:THR:N	10	1.76
(1,37)	1:A:104:ARG:HA	2:B:97:THR:O	10	1.76
(1,37)	1:A:104:ARG:HA	2:B:97:THR:OG1	10	1.76
(1,37)	1:A:104:ARG:HA	2:B:99:HIS:C	10	1.76
(1,37)	1:A:104:ARG:HA	2:B:99:HIS:CA	10	1.76
(1,37)	1:A:104:ARG:HA	2:B:99:HIS:CB	10	1.76
(1,37)	1:A:104:ARG:HA	2:B:99:HIS:CD2	10	1.76
(1,37)	1:A:104:ARG:HA	2:B:99:HIS:CE1	10	1.76
(1,37)	1:A:104:ARG:HA	2:B:99:HIS:CG	10	1.76
(1,37)	1:A:104:ARG:HA	2:B:99:HIS:H	10	1.76
(1,37)	1:A:104:ARG:HA	2:B:99:HIS:HA	10	1.76
(1,37)	1:A:104:ARG:HA	2:B:99:HIS:HB2	10	1.76
(1,37)	1:A:104:ARG:HA	2:B:99:HIS:HB3	10	1.76

*Continued on next page...*

*Continued from previous page...*

Key	Atom-1	Atom-2	Model ID	Violation (Å)
(1,37)	1:A:104:ARG:HA	2:B:99:HIS:HD1	10	1.76
(1,37)	1:A:104:ARG:HA	2:B:99:HIS:HD2	10	1.76
(1,37)	1:A:104:ARG:HA	2:B:99:HIS:HE1	10	1.76
(1,37)	1:A:104:ARG:HA	2:B:99:HIS:HE2	10	1.76
(1,37)	1:A:104:ARG:HA	2:B:99:HIS:N	10	1.76
(1,37)	1:A:104:ARG:HA	2:B:99:HIS:ND1	10	1.76
(1,37)	1:A:104:ARG:HA	2:B:99:HIS:NE2	10	1.76
(1,37)	1:A:104:ARG:HA	2:B:99:HIS:O	10	1.76
(1,37)	1:A:104:ARG:HA	2:B:101:VAL:C	10	1.76
(1,37)	1:A:104:ARG:HA	2:B:101:VAL:CA	10	1.76
(1,37)	1:A:104:ARG:HA	2:B:101:VAL:CB	10	1.76
(1,37)	1:A:104:ARG:HA	2:B:101:VAL:CG1	10	1.76
(1,37)	1:A:104:ARG:HA	2:B:101:VAL:CG2	10	1.76
(1,37)	1:A:104:ARG:HA	2:B:101:VAL:H	10	1.76
(1,37)	1:A:104:ARG:HA	2:B:101:VAL:HA	10	1.76
(1,37)	1:A:104:ARG:HA	2:B:101:VAL:HB	10	1.76
(1,37)	1:A:104:ARG:HA	2:B:101:VAL:HG11	10	1.76
(1,37)	1:A:104:ARG:HA	2:B:101:VAL:HG12	10	1.76
(1,37)	1:A:104:ARG:HA	2:B:101:VAL:HG13	10	1.76
(1,37)	1:A:104:ARG:HA	2:B:101:VAL:HG21	10	1.76
(1,37)	1:A:104:ARG:HA	2:B:101:VAL:HG22	10	1.76
(1,37)	1:A:104:ARG:HA	2:B:101:VAL:HG23	10	1.76
(1,37)	1:A:104:ARG:HA	2:B:101:VAL:N	10	1.76
(1,37)	1:A:104:ARG:HA	2:B:101:VAL:O	10	1.76
(1,37)	1:A:104:ARG:HB2	2:B:75:ILE:C	10	1.76
(1,37)	1:A:104:ARG:HB2	2:B:75:ILE:CA	10	1.76
(1,37)	1:A:104:ARG:HB2	2:B:75:ILE:CB	10	1.76
(1,37)	1:A:104:ARG:HB2	2:B:75:ILE:CD1	10	1.76
(1,37)	1:A:104:ARG:HB2	2:B:75:ILE:CG1	10	1.76
(1,37)	1:A:104:ARG:HB2	2:B:75:ILE:CG2	10	1.76
(1,37)	1:A:104:ARG:HB2	2:B:75:ILE:H	10	1.76
(1,37)	1:A:104:ARG:HB2	2:B:75:ILE:HA	10	1.76
(1,37)	1:A:104:ARG:HB2	2:B:75:ILE:HB	10	1.76
(1,37)	1:A:104:ARG:HB2	2:B:75:ILE:HD11	10	1.76
(1,37)	1:A:104:ARG:HB2	2:B:75:ILE:HD12	10	1.76
(1,37)	1:A:104:ARG:HB2	2:B:75:ILE:HD13	10	1.76
(1,37)	1:A:104:ARG:HB2	2:B:75:ILE:HG12	10	1.76
(1,37)	1:A:104:ARG:HB2	2:B:75:ILE:HG13	10	1.76
(1,37)	1:A:104:ARG:HB2	2:B:75:ILE:HG21	10	1.76
(1,37)	1:A:104:ARG:HB2	2:B:75:ILE:HG22	10	1.76
(1,37)	1:A:104:ARG:HB2	2:B:75:ILE:HG23	10	1.76
(1,37)	1:A:104:ARG:HB2	2:B:75:ILE:N	10	1.76

*Continued on next page...*

*Continued from previous page...*

Key	Atom-1	Atom-2	Model ID	Violation (Å)
(1,37)	1:A:104:ARG:HB2	2:B:75:ILE:O	10	1.76
(1,37)	1:A:104:ARG:HB2	2:B:77:ALA:C	10	1.76
(1,37)	1:A:104:ARG:HB2	2:B:77:ALA:CA	10	1.76
(1,37)	1:A:104:ARG:HB2	2:B:77:ALA:CB	10	1.76
(1,37)	1:A:104:ARG:HB2	2:B:77:ALA:H	10	1.76
(1,37)	1:A:104:ARG:HB2	2:B:77:ALA:HA	10	1.76
(1,37)	1:A:104:ARG:HB2	2:B:77:ALA:HB1	10	1.76
(1,37)	1:A:104:ARG:HB2	2:B:77:ALA:HB2	10	1.76
(1,37)	1:A:104:ARG:HB2	2:B:77:ALA:HB3	10	1.76
(1,37)	1:A:104:ARG:HB2	2:B:77:ALA:N	10	1.76
(1,37)	1:A:104:ARG:HB2	2:B:77:ALA:O	10	1.76
(1,37)	1:A:104:ARG:HB2	2:B:78:GLY:C	10	1.76
(1,37)	1:A:104:ARG:HB2	2:B:78:GLY:CA	10	1.76
(1,37)	1:A:104:ARG:HB2	2:B:78:GLY:H	10	1.76
(1,37)	1:A:104:ARG:HB2	2:B:78:GLY:HA2	10	1.76
(1,37)	1:A:104:ARG:HB2	2:B:78:GLY:HA3	10	1.76
(1,37)	1:A:104:ARG:HB2	2:B:78:GLY:N	10	1.76
(1,37)	1:A:104:ARG:HB2	2:B:78:GLY:O	10	1.76
(1,37)	1:A:104:ARG:HB2	2:B:79:LYS:C	10	1.76
(1,37)	1:A:104:ARG:HB2	2:B:79:LYS:CA	10	1.76
(1,37)	1:A:104:ARG:HB2	2:B:79:LYS:CB	10	1.76
(1,37)	1:A:104:ARG:HB2	2:B:79:LYS:CD	10	1.76
(1,37)	1:A:104:ARG:HB2	2:B:79:LYS:CE	10	1.76
(1,37)	1:A:104:ARG:HB2	2:B:79:LYS:CG	10	1.76
(1,37)	1:A:104:ARG:HB2	2:B:79:LYS:H	10	1.76
(1,37)	1:A:104:ARG:HB2	2:B:79:LYS:HA	10	1.76
(1,37)	1:A:104:ARG:HB2	2:B:79:LYS:HB2	10	1.76
(1,37)	1:A:104:ARG:HB2	2:B:79:LYS:HB3	10	1.76
(1,37)	1:A:104:ARG:HB2	2:B:79:LYS:HD2	10	1.76
(1,37)	1:A:104:ARG:HB2	2:B:79:LYS:HD3	10	1.76
(1,37)	1:A:104:ARG:HB2	2:B:79:LYS:HE2	10	1.76
(1,37)	1:A:104:ARG:HB2	2:B:79:LYS:HE3	10	1.76
(1,37)	1:A:104:ARG:HB2	2:B:79:LYS:HG2	10	1.76
(1,37)	1:A:104:ARG:HB2	2:B:79:LYS:HG3	10	1.76
(1,37)	1:A:104:ARG:HB2	2:B:79:LYS:HZ1	10	1.76
(1,37)	1:A:104:ARG:HB2	2:B:79:LYS:HZ2	10	1.76
(1,37)	1:A:104:ARG:HB2	2:B:79:LYS:HZ3	10	1.76
(1,37)	1:A:104:ARG:HB2	2:B:79:LYS:N	10	1.76
(1,37)	1:A:104:ARG:HB2	2:B:79:LYS:NZ	10	1.76
(1,37)	1:A:104:ARG:HB2	2:B:79:LYS:O	10	1.76
(1,37)	1:A:104:ARG:HB2	2:B:80:ILE:C	10	1.76
(1,37)	1:A:104:ARG:HB2	2:B:80:ILE:CA	10	1.76

*Continued on next page...*



*Continued from previous page...*

Key	Atom-1	Atom-2	Model ID	Violation (Å)
(1,37)	1:A:104:ARG:HB2	2:B:80:ILE:CB	10	1.76
(1,37)	1:A:104:ARG:HB2	2:B:80:ILE:CD1	10	1.76
(1,37)	1:A:104:ARG:HB2	2:B:80:ILE:CG1	10	1.76
(1,37)	1:A:104:ARG:HB2	2:B:80:ILE:CG2	10	1.76
(1,37)	1:A:104:ARG:HB2	2:B:80:ILE:H	10	1.76
(1,37)	1:A:104:ARG:HB2	2:B:80:ILE:HA	10	1.76
(1,37)	1:A:104:ARG:HB2	2:B:80:ILE:HB	10	1.76
(1,37)	1:A:104:ARG:HB2	2:B:80:ILE:HD11	10	1.76
(1,37)	1:A:104:ARG:HB2	2:B:80:ILE:HD12	10	1.76
(1,37)	1:A:104:ARG:HB2	2:B:80:ILE:HD13	10	1.76
(1,37)	1:A:104:ARG:HB2	2:B:80:ILE:HG12	10	1.76
(1,37)	1:A:104:ARG:HB2	2:B:80:ILE:HG13	10	1.76
(1,37)	1:A:104:ARG:HB2	2:B:80:ILE:HG21	10	1.76
(1,37)	1:A:104:ARG:HB2	2:B:80:ILE:HG22	10	1.76
(1,37)	1:A:104:ARG:HB2	2:B:80:ILE:HG23	10	1.76
(1,37)	1:A:104:ARG:HB2	2:B:80:ILE:N	10	1.76
(1,37)	1:A:104:ARG:HB2	2:B:80:ILE:O	10	1.76
(1,37)	1:A:104:ARG:HB2	2:B:84:GLN:C	10	1.76
(1,37)	1:A:104:ARG:HB2	2:B:84:GLN:CA	10	1.76
(1,37)	1:A:104:ARG:HB2	2:B:84:GLN:CB	10	1.76
(1,37)	1:A:104:ARG:HB2	2:B:84:GLN:CD	10	1.76
(1,37)	1:A:104:ARG:HB2	2:B:84:GLN:CG	10	1.76
(1,37)	1:A:104:ARG:HB2	2:B:84:GLN:H	10	1.76
(1,37)	1:A:104:ARG:HB2	2:B:84:GLN:HA	10	1.76
(1,37)	1:A:104:ARG:HB2	2:B:84:GLN:HB2	10	1.76
(1,37)	1:A:104:ARG:HB2	2:B:84:GLN:HB3	10	1.76
(1,37)	1:A:104:ARG:HB2	2:B:84:GLN:HE21	10	1.76
(1,37)	1:A:104:ARG:HB2	2:B:84:GLN:HE22	10	1.76
(1,37)	1:A:104:ARG:HB2	2:B:84:GLN:HG2	10	1.76
(1,37)	1:A:104:ARG:HB2	2:B:84:GLN:HG3	10	1.76
(1,37)	1:A:104:ARG:HB2	2:B:84:GLN:N	10	1.76
(1,37)	1:A:104:ARG:HB2	2:B:84:GLN:NE2	10	1.76
(1,37)	1:A:104:ARG:HB2	2:B:84:GLN:O	10	1.76
(1,37)	1:A:104:ARG:HB2	2:B:84:GLN:OE1	10	1.76
(1,37)	1:A:104:ARG:HB2	2:B:97:THR:C	10	1.76
(1,37)	1:A:104:ARG:HB2	2:B:97:THR:CA	10	1.76
(1,37)	1:A:104:ARG:HB2	2:B:97:THR:CB	10	1.76
(1,37)	1:A:104:ARG:HB2	2:B:97:THR:CG2	10	1.76
(1,37)	1:A:104:ARG:HB2	2:B:97:THR:H	10	1.76
(1,37)	1:A:104:ARG:HB2	2:B:97:THR:HA	10	1.76
(1,37)	1:A:104:ARG:HB2	2:B:97:THR:HB	10	1.76
(1,37)	1:A:104:ARG:HB2	2:B:97:THR:HG1	10	1.76

*Continued on next page...*

*Continued from previous page...*

Key	Atom-1	Atom-2	Model ID	Violation (Å)
(1,37)	1:A:104:ARG:HB2	2:B:97:THR:HG21	10	1.76
(1,37)	1:A:104:ARG:HB2	2:B:97:THR:HG22	10	1.76
(1,37)	1:A:104:ARG:HB2	2:B:97:THR:HG23	10	1.76
(1,37)	1:A:104:ARG:HB2	2:B:97:THR:N	10	1.76
(1,37)	1:A:104:ARG:HB2	2:B:97:THR:O	10	1.76
(1,37)	1:A:104:ARG:HB2	2:B:97:THR:OG1	10	1.76
(1,37)	1:A:104:ARG:HB2	2:B:99:HIS:C	10	1.76
(1,37)	1:A:104:ARG:HB2	2:B:99:HIS:CA	10	1.76
(1,37)	1:A:104:ARG:HB2	2:B:99:HIS:CB	10	1.76
(1,37)	1:A:104:ARG:HB2	2:B:99:HIS:CD2	10	1.76
(1,37)	1:A:104:ARG:HB2	2:B:99:HIS:CE1	10	1.76
(1,37)	1:A:104:ARG:HB2	2:B:99:HIS:CG	10	1.76
(1,37)	1:A:104:ARG:HB2	2:B:99:HIS:H	10	1.76
(1,37)	1:A:104:ARG:HB2	2:B:99:HIS:HA	10	1.76
(1,37)	1:A:104:ARG:HB2	2:B:99:HIS:HB2	10	1.76
(1,37)	1:A:104:ARG:HB2	2:B:99:HIS:HB3	10	1.76
(1,37)	1:A:104:ARG:HB2	2:B:99:HIS:HD1	10	1.76
(1,37)	1:A:104:ARG:HB2	2:B:99:HIS:HD2	10	1.76
(1,37)	1:A:104:ARG:HB2	2:B:99:HIS:HE1	10	1.76
(1,37)	1:A:104:ARG:HB2	2:B:99:HIS:HE2	10	1.76
(1,37)	1:A:104:ARG:HB2	2:B:99:HIS:N	10	1.76
(1,37)	1:A:104:ARG:HB2	2:B:99:HIS:ND1	10	1.76
(1,37)	1:A:104:ARG:HB2	2:B:99:HIS:NE2	10	1.76
(1,37)	1:A:104:ARG:HB2	2:B:99:HIS:O	10	1.76
(1,37)	1:A:104:ARG:HB2	2:B:101:VAL:C	10	1.76
(1,37)	1:A:104:ARG:HB2	2:B:101:VAL:CA	10	1.76
(1,37)	1:A:104:ARG:HB2	2:B:101:VAL:CB	10	1.76
(1,37)	1:A:104:ARG:HB2	2:B:101:VAL:CG1	10	1.76
(1,37)	1:A:104:ARG:HB2	2:B:101:VAL:CG2	10	1.76
(1,37)	1:A:104:ARG:HB2	2:B:101:VAL:H	10	1.76
(1,37)	1:A:104:ARG:HB2	2:B:101:VAL:HA	10	1.76
(1,37)	1:A:104:ARG:HB2	2:B:101:VAL:HB	10	1.76
(1,37)	1:A:104:ARG:HB2	2:B:101:VAL:HG11	10	1.76
(1,37)	1:A:104:ARG:HB2	2:B:101:VAL:HG12	10	1.76
(1,37)	1:A:104:ARG:HB2	2:B:101:VAL:HG13	10	1.76
(1,37)	1:A:104:ARG:HB2	2:B:101:VAL:HG21	10	1.76
(1,37)	1:A:104:ARG:HB2	2:B:101:VAL:HG22	10	1.76
(1,37)	1:A:104:ARG:HB2	2:B:101:VAL:HG23	10	1.76
(1,37)	1:A:104:ARG:HB2	2:B:101:VAL:N	10	1.76
(1,37)	1:A:104:ARG:HB2	2:B:101:VAL:O	10	1.76
(1,37)	1:A:104:ARG:HB3	2:B:75:ILE:C	10	1.76
(1,37)	1:A:104:ARG:HB3	2:B:75:ILE:CA	10	1.76

*Continued on next page...*

*Continued from previous page...*

Key	Atom-1	Atom-2	Model ID	Violation (Å)
(1,37)	1:A:104:ARG:HB3	2:B:75:ILE:CB	10	1.76
(1,37)	1:A:104:ARG:HB3	2:B:75:ILE:CD1	10	1.76
(1,37)	1:A:104:ARG:HB3	2:B:75:ILE:CG1	10	1.76
(1,37)	1:A:104:ARG:HB3	2:B:75:ILE:CG2	10	1.76
(1,37)	1:A:104:ARG:HB3	2:B:75:ILE:H	10	1.76
(1,37)	1:A:104:ARG:HB3	2:B:75:ILE:HA	10	1.76
(1,37)	1:A:104:ARG:HB3	2:B:75:ILE:HB	10	1.76
(1,37)	1:A:104:ARG:HB3	2:B:75:ILE:HD11	10	1.76
(1,37)	1:A:104:ARG:HB3	2:B:75:ILE:HD12	10	1.76
(1,37)	1:A:104:ARG:HB3	2:B:75:ILE:HD13	10	1.76
(1,37)	1:A:104:ARG:HB3	2:B:75:ILE:HG12	10	1.76
(1,37)	1:A:104:ARG:HB3	2:B:75:ILE:HG13	10	1.76
(1,37)	1:A:104:ARG:HB3	2:B:75:ILE:HG21	10	1.76
(1,37)	1:A:104:ARG:HB3	2:B:75:ILE:HG22	10	1.76
(1,37)	1:A:104:ARG:HB3	2:B:75:ILE:HG23	10	1.76
(1,37)	1:A:104:ARG:HB3	2:B:75:ILE:N	10	1.76
(1,37)	1:A:104:ARG:HB3	2:B:75:ILE:O	10	1.76
(1,37)	1:A:104:ARG:HB3	2:B:77:ALA:C	10	1.76
(1,37)	1:A:104:ARG:HB3	2:B:77:ALA:CA	10	1.76
(1,37)	1:A:104:ARG:HB3	2:B:77:ALA:CB	10	1.76
(1,37)	1:A:104:ARG:HB3	2:B:77:ALA:H	10	1.76
(1,37)	1:A:104:ARG:HB3	2:B:77:ALA:HA	10	1.76
(1,37)	1:A:104:ARG:HB3	2:B:77:ALA:HB1	10	1.76
(1,37)	1:A:104:ARG:HB3	2:B:77:ALA:HB2	10	1.76
(1,37)	1:A:104:ARG:HB3	2:B:77:ALA:HB3	10	1.76
(1,37)	1:A:104:ARG:HB3	2:B:77:ALA:N	10	1.76
(1,37)	1:A:104:ARG:HB3	2:B:77:ALA:O	10	1.76
(1,37)	1:A:104:ARG:HB3	2:B:78:GLY:C	10	1.76
(1,37)	1:A:104:ARG:HB3	2:B:78:GLY:CA	10	1.76
(1,37)	1:A:104:ARG:HB3	2:B:78:GLY:H	10	1.76
(1,37)	1:A:104:ARG:HB3	2:B:78:GLY:HA2	10	1.76
(1,37)	1:A:104:ARG:HB3	2:B:78:GLY:HA3	10	1.76
(1,37)	1:A:104:ARG:HB3	2:B:78:GLY:N	10	1.76
(1,37)	1:A:104:ARG:HB3	2:B:78:GLY:O	10	1.76
(1,37)	1:A:104:ARG:HB3	2:B:79:LYS:C	10	1.76
(1,37)	1:A:104:ARG:HB3	2:B:79:LYS:CA	10	1.76
(1,37)	1:A:104:ARG:HB3	2:B:79:LYS:CB	10	1.76
(1,37)	1:A:104:ARG:HB3	2:B:79:LYS:CD	10	1.76
(1,37)	1:A:104:ARG:HB3	2:B:79:LYS:CE	10	1.76
(1,37)	1:A:104:ARG:HB3	2:B:79:LYS:CG	10	1.76
(1,37)	1:A:104:ARG:HB3	2:B:79:LYS:H	10	1.76
(1,37)	1:A:104:ARG:HB3	2:B:79:LYS:HA	10	1.76

*Continued on next page...*

*Continued from previous page...*

Key	Atom-1	Atom-2	Model ID	Violation (Å)
(1,37)	1:A:104:ARG:HB3	2:B:79:LYS:HB2	10	1.76
(1,37)	1:A:104:ARG:HB3	2:B:79:LYS:HB3	10	1.76
(1,37)	1:A:104:ARG:HB3	2:B:79:LYS:HD2	10	1.76
(1,37)	1:A:104:ARG:HB3	2:B:79:LYS:HD3	10	1.76
(1,37)	1:A:104:ARG:HB3	2:B:79:LYS:HE2	10	1.76
(1,37)	1:A:104:ARG:HB3	2:B:79:LYS:HE3	10	1.76
(1,37)	1:A:104:ARG:HB3	2:B:79:LYS:HG2	10	1.76
(1,37)	1:A:104:ARG:HB3	2:B:79:LYS:HG3	10	1.76
(1,37)	1:A:104:ARG:HB3	2:B:79:LYS:HZ1	10	1.76
(1,37)	1:A:104:ARG:HB3	2:B:79:LYS:HZ2	10	1.76
(1,37)	1:A:104:ARG:HB3	2:B:79:LYS:HZ3	10	1.76
(1,37)	1:A:104:ARG:HB3	2:B:79:LYS:N	10	1.76
(1,37)	1:A:104:ARG:HB3	2:B:79:LYS:NZ	10	1.76
(1,37)	1:A:104:ARG:HB3	2:B:79:LYS:O	10	1.76
(1,37)	1:A:104:ARG:HB3	2:B:80:ILE:C	10	1.76
(1,37)	1:A:104:ARG:HB3	2:B:80:ILE:CA	10	1.76
(1,37)	1:A:104:ARG:HB3	2:B:80:ILE:CB	10	1.76
(1,37)	1:A:104:ARG:HB3	2:B:80:ILE:CD1	10	1.76
(1,37)	1:A:104:ARG:HB3	2:B:80:ILE:CG1	10	1.76
(1,37)	1:A:104:ARG:HB3	2:B:80:ILE:CG2	10	1.76
(1,37)	1:A:104:ARG:HB3	2:B:80:ILE:H	10	1.76
(1,37)	1:A:104:ARG:HB3	2:B:80:ILE:HA	10	1.76
(1,37)	1:A:104:ARG:HB3	2:B:80:ILE:HB	10	1.76
(1,37)	1:A:104:ARG:HB3	2:B:80:ILE:HD11	10	1.76
(1,37)	1:A:104:ARG:HB3	2:B:80:ILE:HD12	10	1.76
(1,37)	1:A:104:ARG:HB3	2:B:80:ILE:HD13	10	1.76
(1,37)	1:A:104:ARG:HB3	2:B:80:ILE:HG12	10	1.76
(1,37)	1:A:104:ARG:HB3	2:B:80:ILE:HG13	10	1.76
(1,37)	1:A:104:ARG:HB3	2:B:80:ILE:HG21	10	1.76
(1,37)	1:A:104:ARG:HB3	2:B:80:ILE:HG22	10	1.76
(1,37)	1:A:104:ARG:HB3	2:B:80:ILE:HG23	10	1.76
(1,37)	1:A:104:ARG:HB3	2:B:80:ILE:N	10	1.76
(1,37)	1:A:104:ARG:HB3	2:B:80:ILE:O	10	1.76
(1,37)	1:A:104:ARG:HB3	2:B:84:GLN:C	10	1.76
(1,37)	1:A:104:ARG:HB3	2:B:84:GLN:CA	10	1.76
(1,37)	1:A:104:ARG:HB3	2:B:84:GLN:CB	10	1.76
(1,37)	1:A:104:ARG:HB3	2:B:84:GLN:CD	10	1.76
(1,37)	1:A:104:ARG:HB3	2:B:84:GLN:CG	10	1.76
(1,37)	1:A:104:ARG:HB3	2:B:84:GLN:H	10	1.76
(1,37)	1:A:104:ARG:HB3	2:B:84:GLN:HA	10	1.76
(1,37)	1:A:104:ARG:HB3	2:B:84:GLN:HB2	10	1.76
(1,37)	1:A:104:ARG:HB3	2:B:84:GLN:HB3	10	1.76

*Continued on next page...*

*Continued from previous page...*

Key	Atom-1	Atom-2	Model ID	Violation (Å)
(1,37)	1:A:104:ARG:HB3	2:B:84:GLN:HE21	10	1.76
(1,37)	1:A:104:ARG:HB3	2:B:84:GLN:HE22	10	1.76
(1,37)	1:A:104:ARG:HB3	2:B:84:GLN:HG2	10	1.76
(1,37)	1:A:104:ARG:HB3	2:B:84:GLN:HG3	10	1.76
(1,37)	1:A:104:ARG:HB3	2:B:84:GLN:N	10	1.76
(1,37)	1:A:104:ARG:HB3	2:B:84:GLN:NE2	10	1.76
(1,37)	1:A:104:ARG:HB3	2:B:84:GLN:O	10	1.76
(1,37)	1:A:104:ARG:HB3	2:B:84:GLN:OE1	10	1.76
(1,37)	1:A:104:ARG:HB3	2:B:97:THR:C	10	1.76
(1,37)	1:A:104:ARG:HB3	2:B:97:THR:CA	10	1.76
(1,37)	1:A:104:ARG:HB3	2:B:97:THR:CB	10	1.76
(1,37)	1:A:104:ARG:HB3	2:B:97:THR:CG2	10	1.76
(1,37)	1:A:104:ARG:HB3	2:B:97:THR:H	10	1.76
(1,37)	1:A:104:ARG:HB3	2:B:97:THR:HA	10	1.76
(1,37)	1:A:104:ARG:HB3	2:B:97:THR:HB	10	1.76
(1,37)	1:A:104:ARG:HB3	2:B:97:THR:HG1	10	1.76
(1,37)	1:A:104:ARG:HB3	2:B:97:THR:HG21	10	1.76
(1,37)	1:A:104:ARG:HB3	2:B:97:THR:HG22	10	1.76
(1,37)	1:A:104:ARG:HB3	2:B:97:THR:HG23	10	1.76
(1,37)	1:A:104:ARG:HB3	2:B:97:THR:N	10	1.76
(1,37)	1:A:104:ARG:HB3	2:B:97:THR:O	10	1.76
(1,37)	1:A:104:ARG:HB3	2:B:97:THR:OG1	10	1.76
(1,37)	1:A:104:ARG:HB3	2:B:99:HIS:C	10	1.76
(1,37)	1:A:104:ARG:HB3	2:B:99:HIS:CA	10	1.76
(1,37)	1:A:104:ARG:HB3	2:B:99:HIS:CB	10	1.76
(1,37)	1:A:104:ARG:HB3	2:B:99:HIS:CD2	10	1.76
(1,37)	1:A:104:ARG:HB3	2:B:99:HIS:CE1	10	1.76
(1,37)	1:A:104:ARG:HB3	2:B:99:HIS:CG	10	1.76
(1,37)	1:A:104:ARG:HB3	2:B:99:HIS:H	10	1.76
(1,37)	1:A:104:ARG:HB3	2:B:99:HIS:HA	10	1.76
(1,37)	1:A:104:ARG:HB3	2:B:99:HIS:HB2	10	1.76
(1,37)	1:A:104:ARG:HB3	2:B:99:HIS:HB3	10	1.76
(1,37)	1:A:104:ARG:HB3	2:B:99:HIS:HD1	10	1.76
(1,37)	1:A:104:ARG:HB3	2:B:99:HIS:HD2	10	1.76
(1,37)	1:A:104:ARG:HB3	2:B:99:HIS:HE1	10	1.76
(1,37)	1:A:104:ARG:HB3	2:B:99:HIS:HE2	10	1.76
(1,37)	1:A:104:ARG:HB3	2:B:99:HIS:N	10	1.76
(1,37)	1:A:104:ARG:HB3	2:B:99:HIS:ND1	10	1.76
(1,37)	1:A:104:ARG:HB3	2:B:99:HIS:NE2	10	1.76
(1,37)	1:A:104:ARG:HB3	2:B:99:HIS:O	10	1.76
(1,37)	1:A:104:ARG:HB3	2:B:101:VAL:C	10	1.76
(1,37)	1:A:104:ARG:HB3	2:B:101:VAL:CA	10	1.76

*Continued on next page...*

*Continued from previous page...*

Key	Atom-1	Atom-2	Model ID	Violation (Å)
(1,37)	1:A:104:ARG:HB3	2:B:101:VAL:CB	10	1.76
(1,37)	1:A:104:ARG:HB3	2:B:101:VAL:CG1	10	1.76
(1,37)	1:A:104:ARG:HB3	2:B:101:VAL:CG2	10	1.76
(1,37)	1:A:104:ARG:HB3	2:B:101:VAL:H	10	1.76
(1,37)	1:A:104:ARG:HB3	2:B:101:VAL:HA	10	1.76
(1,37)	1:A:104:ARG:HB3	2:B:101:VAL:HB	10	1.76
(1,37)	1:A:104:ARG:HB3	2:B:101:VAL:HG11	10	1.76
(1,37)	1:A:104:ARG:HB3	2:B:101:VAL:HG12	10	1.76
(1,37)	1:A:104:ARG:HB3	2:B:101:VAL:HG13	10	1.76
(1,37)	1:A:104:ARG:HB3	2:B:101:VAL:HG21	10	1.76
(1,37)	1:A:104:ARG:HB3	2:B:101:VAL:HG22	10	1.76
(1,37)	1:A:104:ARG:HB3	2:B:101:VAL:HG23	10	1.76
(1,37)	1:A:104:ARG:HB3	2:B:101:VAL:N	10	1.76
(1,37)	1:A:104:ARG:HB3	2:B:101:VAL:O	10	1.76
(1,37)	1:A:104:ARG:HD2	2:B:75:ILE:C	10	1.76
(1,37)	1:A:104:ARG:HD2	2:B:75:ILE:CA	10	1.76
(1,37)	1:A:104:ARG:HD2	2:B:75:ILE:CB	10	1.76
(1,37)	1:A:104:ARG:HD2	2:B:75:ILE:CD1	10	1.76
(1,37)	1:A:104:ARG:HD2	2:B:75:ILE:CG1	10	1.76
(1,37)	1:A:104:ARG:HD2	2:B:75:ILE:CG2	10	1.76
(1,37)	1:A:104:ARG:HD2	2:B:75:ILE:H	10	1.76
(1,37)	1:A:104:ARG:HD2	2:B:75:ILE:HA	10	1.76
(1,37)	1:A:104:ARG:HD2	2:B:75:ILE:HB	10	1.76
(1,37)	1:A:104:ARG:HD2	2:B:75:ILE:HD11	10	1.76
(1,37)	1:A:104:ARG:HD2	2:B:75:ILE:HD12	10	1.76
(1,37)	1:A:104:ARG:HD2	2:B:75:ILE:HD13	10	1.76
(1,37)	1:A:104:ARG:HD2	2:B:75:ILE:HG12	10	1.76
(1,37)	1:A:104:ARG:HD2	2:B:75:ILE:HG13	10	1.76
(1,37)	1:A:104:ARG:HD2	2:B:75:ILE:HG21	10	1.76
(1,37)	1:A:104:ARG:HD2	2:B:75:ILE:HG22	10	1.76
(1,37)	1:A:104:ARG:HD2	2:B:75:ILE:HG23	10	1.76
(1,37)	1:A:104:ARG:HD2	2:B:75:ILE:N	10	1.76
(1,37)	1:A:104:ARG:HD2	2:B:75:ILE:O	10	1.76
(1,37)	1:A:104:ARG:HD2	2:B:77:ALA:C	10	1.76
(1,37)	1:A:104:ARG:HD2	2:B:77:ALA:CA	10	1.76
(1,37)	1:A:104:ARG:HD2	2:B:77:ALA:CB	10	1.76
(1,37)	1:A:104:ARG:HD2	2:B:77:ALA:H	10	1.76
(1,37)	1:A:104:ARG:HD2	2:B:77:ALA:HA	10	1.76
(1,37)	1:A:104:ARG:HD2	2:B:77:ALA:HB1	10	1.76
(1,37)	1:A:104:ARG:HD2	2:B:77:ALA:HB2	10	1.76
(1,37)	1:A:104:ARG:HD2	2:B:77:ALA:HB3	10	1.76
(1,37)	1:A:104:ARG:HD2	2:B:77:ALA:N	10	1.76

*Continued on next page...*

Continued from previous page...

Key	Atom-1	Atom-2	Model ID	Violation (Å)
(1,37)	1:A:104:ARG:HD2	2:B:77:ALA:O	10	1.76
(1,37)	1:A:104:ARG:HD2	2:B:78:GLY:C	10	1.76
(1,37)	1:A:104:ARG:HD2	2:B:78:GLY:CA	10	1.76
(1,37)	1:A:104:ARG:HD2	2:B:78:GLY:H	10	1.76
(1,37)	1:A:104:ARG:HD2	2:B:78:GLY:HA2	10	1.76
(1,37)	1:A:104:ARG:HD2	2:B:78:GLY:HA3	10	1.76
(1,37)	1:A:104:ARG:HD2	2:B:78:GLY:N	10	1.76
(1,37)	1:A:104:ARG:HD2	2:B:78:GLY:O	10	1.76
(1,37)	1:A:104:ARG:HD2	2:B:79:LYS:C	10	1.76
(1,37)	1:A:104:ARG:HD2	2:B:79:LYS:CA	10	1.76
(1,37)	1:A:104:ARG:HD2	2:B:79:LYS:CB	10	1.76
(1,37)	1:A:104:ARG:HD2	2:B:79:LYS:CD	10	1.76
(1,37)	1:A:104:ARG:HD2	2:B:79:LYS:CE	10	1.76
(1,37)	1:A:104:ARG:HD2	2:B:79:LYS:CG	10	1.76
(1,37)	1:A:104:ARG:HD2	2:B:79:LYS:H	10	1.76
(1,37)	1:A:104:ARG:HD2	2:B:79:LYS:HA	10	1.76
(1,37)	1:A:104:ARG:HD2	2:B:79:LYS:HB2	10	1.76
(1,37)	1:A:104:ARG:HD2	2:B:79:LYS:HB3	10	1.76
(1,37)	1:A:104:ARG:HD2	2:B:79:LYS:HD2	10	1.76
(1,37)	1:A:104:ARG:HD2	2:B:79:LYS:HD3	10	1.76
(1,37)	1:A:104:ARG:HD2	2:B:79:LYS:HE2	10	1.76
(1,37)	1:A:104:ARG:HD2	2:B:79:LYS:HE3	10	1.76
(1,37)	1:A:104:ARG:HD2	2:B:79:LYS:HG2	10	1.76
(1,37)	1:A:104:ARG:HD2	2:B:79:LYS:HG3	10	1.76
(1,37)	1:A:104:ARG:HD2	2:B:79:LYS:HZ1	10	1.76
(1,37)	1:A:104:ARG:HD2	2:B:79:LYS:HZ2	10	1.76
(1,37)	1:A:104:ARG:HD2	2:B:79:LYS:HZ3	10	1.76
(1,37)	1:A:104:ARG:HD2	2:B:79:LYS:N	10	1.76
(1,37)	1:A:104:ARG:HD2	2:B:79:LYS:NZ	10	1.76
(1,37)	1:A:104:ARG:HD2	2:B:79:LYS:O	10	1.76
(1,37)	1:A:104:ARG:HD2	2:B:80:ILE:C	10	1.76
(1,37)	1:A:104:ARG:HD2	2:B:80:ILE:CA	10	1.76
(1,37)	1:A:104:ARG:HD2	2:B:80:ILE:CB	10	1.76
(1,37)	1:A:104:ARG:HD2	2:B:80:ILE:CD1	10	1.76
(1,37)	1:A:104:ARG:HD2	2:B:80:ILE:CG1	10	1.76
(1,37)	1:A:104:ARG:HD2	2:B:80:ILE:CG2	10	1.76
(1,37)	1:A:104:ARG:HD2	2:B:80:ILE:H	10	1.76
(1,37)	1:A:104:ARG:HD2	2:B:80:ILE:HA	10	1.76
(1,37)	1:A:104:ARG:HD2	2:B:80:ILE:HB	10	1.76
(1,37)	1:A:104:ARG:HD2	2:B:80:ILE:HD11	10	1.76
(1,37)	1:A:104:ARG:HD2	2:B:80:ILE:HD12	10	1.76
(1,37)	1:A:104:ARG:HD2	2:B:80:ILE:HD13	10	1.76

Continued on next page...

*Continued from previous page...*

Key	Atom-1	Atom-2	Model ID	Violation (Å)
(1,37)	1:A:104:ARG:HD2	2:B:80:ILE:HG12	10	1.76
(1,37)	1:A:104:ARG:HD2	2:B:80:ILE:HG13	10	1.76
(1,37)	1:A:104:ARG:HD2	2:B:80:ILE:HG21	10	1.76
(1,37)	1:A:104:ARG:HD2	2:B:80:ILE:HG22	10	1.76
(1,37)	1:A:104:ARG:HD2	2:B:80:ILE:HG23	10	1.76
(1,37)	1:A:104:ARG:HD2	2:B:80:ILE:N	10	1.76
(1,37)	1:A:104:ARG:HD2	2:B:80:ILE:O	10	1.76
(1,37)	1:A:104:ARG:HD2	2:B:84:GLN:C	10	1.76
(1,37)	1:A:104:ARG:HD2	2:B:84:GLN:CA	10	1.76
(1,37)	1:A:104:ARG:HD2	2:B:84:GLN:CB	10	1.76
(1,37)	1:A:104:ARG:HD2	2:B:84:GLN:CD	10	1.76
(1,37)	1:A:104:ARG:HD2	2:B:84:GLN:CG	10	1.76
(1,37)	1:A:104:ARG:HD2	2:B:84:GLN:H	10	1.76
(1,37)	1:A:104:ARG:HD2	2:B:84:GLN:HA	10	1.76
(1,37)	1:A:104:ARG:HD2	2:B:84:GLN:HB2	10	1.76
(1,37)	1:A:104:ARG:HD2	2:B:84:GLN:HB3	10	1.76
(1,37)	1:A:104:ARG:HD2	2:B:84:GLN:HE21	10	1.76
(1,37)	1:A:104:ARG:HD2	2:B:84:GLN:HE22	10	1.76
(1,37)	1:A:104:ARG:HD2	2:B:84:GLN:HG2	10	1.76
(1,37)	1:A:104:ARG:HD2	2:B:84:GLN:HG3	10	1.76
(1,37)	1:A:104:ARG:HD2	2:B:84:GLN:N	10	1.76
(1,37)	1:A:104:ARG:HD2	2:B:84:GLN:NE2	10	1.76
(1,37)	1:A:104:ARG:HD2	2:B:84:GLN:O	10	1.76
(1,37)	1:A:104:ARG:HD2	2:B:84:GLN:OE1	10	1.76
(1,37)	1:A:104:ARG:HD2	2:B:97:THR:C	10	1.76
(1,37)	1:A:104:ARG:HD2	2:B:97:THR:CA	10	1.76
(1,37)	1:A:104:ARG:HD2	2:B:97:THR:CB	10	1.76
(1,37)	1:A:104:ARG:HD2	2:B:97:THR:CG2	10	1.76
(1,37)	1:A:104:ARG:HD2	2:B:97:THR:H	10	1.76
(1,37)	1:A:104:ARG:HD2	2:B:97:THR:HA	10	1.76
(1,37)	1:A:104:ARG:HD2	2:B:97:THR:HB	10	1.76
(1,37)	1:A:104:ARG:HD2	2:B:97:THR:HG1	10	1.76
(1,37)	1:A:104:ARG:HD2	2:B:97:THR:HG21	10	1.76
(1,37)	1:A:104:ARG:HD2	2:B:97:THR:HG22	10	1.76
(1,37)	1:A:104:ARG:HD2	2:B:97:THR:HG23	10	1.76
(1,37)	1:A:104:ARG:HD2	2:B:97:THR:N	10	1.76
(1,37)	1:A:104:ARG:HD2	2:B:97:THR:O	10	1.76
(1,37)	1:A:104:ARG:HD2	2:B:97:THR:OG1	10	1.76
(1,37)	1:A:104:ARG:HD2	2:B:99:HIS:C	10	1.76
(1,37)	1:A:104:ARG:HD2	2:B:99:HIS:CA	10	1.76
(1,37)	1:A:104:ARG:HD2	2:B:99:HIS:CB	10	1.76
(1,37)	1:A:104:ARG:HD2	2:B:99:HIS:CD2	10	1.76

*Continued on next page...*



*Continued from previous page...*

Key	Atom-1	Atom-2	Model ID	Violation (Å)
(1,37)	1:A:104:ARG:HD2	2:B:99:HIS:CE1	10	1.76
(1,37)	1:A:104:ARG:HD2	2:B:99:HIS:CG	10	1.76
(1,37)	1:A:104:ARG:HD2	2:B:99:HIS:H	10	1.76
(1,37)	1:A:104:ARG:HD2	2:B:99:HIS:HA	10	1.76
(1,37)	1:A:104:ARG:HD2	2:B:99:HIS:HB2	10	1.76
(1,37)	1:A:104:ARG:HD2	2:B:99:HIS:HB3	10	1.76
(1,37)	1:A:104:ARG:HD2	2:B:99:HIS:HD1	10	1.76
(1,37)	1:A:104:ARG:HD2	2:B:99:HIS:HD2	10	1.76
(1,37)	1:A:104:ARG:HD2	2:B:99:HIS:HE1	10	1.76
(1,37)	1:A:104:ARG:HD2	2:B:99:HIS:HE2	10	1.76
(1,37)	1:A:104:ARG:HD2	2:B:99:HIS:N	10	1.76
(1,37)	1:A:104:ARG:HD2	2:B:99:HIS:ND1	10	1.76
(1,37)	1:A:104:ARG:HD2	2:B:99:HIS:NE2	10	1.76
(1,37)	1:A:104:ARG:HD2	2:B:99:HIS:O	10	1.76
(1,37)	1:A:104:ARG:HD2	2:B:101:VAL:C	10	1.76
(1,37)	1:A:104:ARG:HD2	2:B:101:VAL:CA	10	1.76
(1,37)	1:A:104:ARG:HD2	2:B:101:VAL:CB	10	1.76
(1,37)	1:A:104:ARG:HD2	2:B:101:VAL:CG1	10	1.76
(1,37)	1:A:104:ARG:HD2	2:B:101:VAL:CG2	10	1.76
(1,37)	1:A:104:ARG:HD2	2:B:101:VAL:H	10	1.76
(1,37)	1:A:104:ARG:HD2	2:B:101:VAL:HA	10	1.76
(1,37)	1:A:104:ARG:HD2	2:B:101:VAL:HB	10	1.76
(1,37)	1:A:104:ARG:HD2	2:B:101:VAL:HG11	10	1.76
(1,37)	1:A:104:ARG:HD2	2:B:101:VAL:HG12	10	1.76
(1,37)	1:A:104:ARG:HD2	2:B:101:VAL:HG13	10	1.76
(1,37)	1:A:104:ARG:HD2	2:B:101:VAL:HG21	10	1.76
(1,37)	1:A:104:ARG:HD2	2:B:101:VAL:HG22	10	1.76
(1,37)	1:A:104:ARG:HD2	2:B:101:VAL:HG23	10	1.76
(1,37)	1:A:104:ARG:HD2	2:B:101:VAL:N	10	1.76
(1,37)	1:A:104:ARG:HD2	2:B:101:VAL:O	10	1.76
(1,37)	1:A:104:ARG:HD3	2:B:75:ILE:C	10	1.76
(1,37)	1:A:104:ARG:HD3	2:B:75:ILE:CA	10	1.76
(1,37)	1:A:104:ARG:HD3	2:B:75:ILE:CB	10	1.76
(1,37)	1:A:104:ARG:HD3	2:B:75:ILE:CD1	10	1.76
(1,37)	1:A:104:ARG:HD3	2:B:75:ILE:CG1	10	1.76
(1,37)	1:A:104:ARG:HD3	2:B:75:ILE:CG2	10	1.76
(1,37)	1:A:104:ARG:HD3	2:B:75:ILE:H	10	1.76
(1,37)	1:A:104:ARG:HD3	2:B:75:ILE:HA	10	1.76
(1,37)	1:A:104:ARG:HD3	2:B:75:ILE:HB	10	1.76
(1,37)	1:A:104:ARG:HD3	2:B:75:ILE:HD11	10	1.76
(1,37)	1:A:104:ARG:HD3	2:B:75:ILE:HD12	10	1.76
(1,37)	1:A:104:ARG:HD3	2:B:75:ILE:HD13	10	1.76

*Continued on next page...*

*Continued from previous page...*

Key	Atom-1	Atom-2	Model ID	Violation (Å)
(1,37)	1:A:104:ARG:HD3	2:B:75:ILE:HG12	10	1.76
(1,37)	1:A:104:ARG:HD3	2:B:75:ILE:HG13	10	1.76
(1,37)	1:A:104:ARG:HD3	2:B:75:ILE:HG21	10	1.76
(1,37)	1:A:104:ARG:HD3	2:B:75:ILE:HG22	10	1.76
(1,37)	1:A:104:ARG:HD3	2:B:75:ILE:HG23	10	1.76
(1,37)	1:A:104:ARG:HD3	2:B:75:ILE:N	10	1.76
(1,37)	1:A:104:ARG:HD3	2:B:75:ILE:O	10	1.76
(1,37)	1:A:104:ARG:HD3	2:B:77:ALA:C	10	1.76
(1,37)	1:A:104:ARG:HD3	2:B:77:ALA:CA	10	1.76
(1,37)	1:A:104:ARG:HD3	2:B:77:ALA:CB	10	1.76
(1,37)	1:A:104:ARG:HD3	2:B:77:ALA:H	10	1.76
(1,37)	1:A:104:ARG:HD3	2:B:77:ALA:HA	10	1.76
(1,37)	1:A:104:ARG:HD3	2:B:77:ALA:HB1	10	1.76
(1,37)	1:A:104:ARG:HD3	2:B:77:ALA:HB2	10	1.76
(1,37)	1:A:104:ARG:HD3	2:B:77:ALA:HB3	10	1.76
(1,37)	1:A:104:ARG:HD3	2:B:77:ALA:N	10	1.76
(1,37)	1:A:104:ARG:HD3	2:B:77:ALA:O	10	1.76
(1,37)	1:A:104:ARG:HD3	2:B:78:GLY:C	10	1.76
(1,37)	1:A:104:ARG:HD3	2:B:78:GLY:CA	10	1.76
(1,37)	1:A:104:ARG:HD3	2:B:78:GLY:H	10	1.76
(1,37)	1:A:104:ARG:HD3	2:B:78:GLY:HA2	10	1.76
(1,37)	1:A:104:ARG:HD3	2:B:78:GLY:HA3	10	1.76
(1,37)	1:A:104:ARG:HD3	2:B:78:GLY:N	10	1.76
(1,37)	1:A:104:ARG:HD3	2:B:78:GLY:O	10	1.76
(1,37)	1:A:104:ARG:HD3	2:B:79:LYS:C	10	1.76
(1,37)	1:A:104:ARG:HD3	2:B:79:LYS:CA	10	1.76
(1,37)	1:A:104:ARG:HD3	2:B:79:LYS:CB	10	1.76
(1,37)	1:A:104:ARG:HD3	2:B:79:LYS:CD	10	1.76
(1,37)	1:A:104:ARG:HD3	2:B:79:LYS:CE	10	1.76
(1,37)	1:A:104:ARG:HD3	2:B:79:LYS:CG	10	1.76
(1,37)	1:A:104:ARG:HD3	2:B:79:LYS:H	10	1.76
(1,37)	1:A:104:ARG:HD3	2:B:79:LYS:HA	10	1.76
(1,37)	1:A:104:ARG:HD3	2:B:79:LYS:HB2	10	1.76
(1,37)	1:A:104:ARG:HD3	2:B:79:LYS:HB3	10	1.76
(1,37)	1:A:104:ARG:HD3	2:B:79:LYS:HD2	10	1.76
(1,37)	1:A:104:ARG:HD3	2:B:79:LYS:HD3	10	1.76
(1,37)	1:A:104:ARG:HD3	2:B:79:LYS:HE2	10	1.76
(1,37)	1:A:104:ARG:HD3	2:B:79:LYS:HE3	10	1.76
(1,37)	1:A:104:ARG:HD3	2:B:79:LYS:HG2	10	1.76
(1,37)	1:A:104:ARG:HD3	2:B:79:LYS:HG3	10	1.76
(1,37)	1:A:104:ARG:HD3	2:B:79:LYS:HZ1	10	1.76
(1,37)	1:A:104:ARG:HD3	2:B:79:LYS:HZ2	10	1.76

*Continued on next page...*

*Continued from previous page...*

Key	Atom-1	Atom-2	Model ID	Violation (Å)
(1,37)	1:A:104:ARG:HD3	2:B:79:LYS:HZ3	10	1.76
(1,37)	1:A:104:ARG:HD3	2:B:79:LYS:N	10	1.76
(1,37)	1:A:104:ARG:HD3	2:B:79:LYS:NZ	10	1.76
(1,37)	1:A:104:ARG:HD3	2:B:79:LYS:O	10	1.76
(1,37)	1:A:104:ARG:HD3	2:B:80:ILE:C	10	1.76
(1,37)	1:A:104:ARG:HD3	2:B:80:ILE:CA	10	1.76
(1,37)	1:A:104:ARG:HD3	2:B:80:ILE:CB	10	1.76
(1,37)	1:A:104:ARG:HD3	2:B:80:ILE:CD1	10	1.76
(1,37)	1:A:104:ARG:HD3	2:B:80:ILE:CG1	10	1.76
(1,37)	1:A:104:ARG:HD3	2:B:80:ILE:CG2	10	1.76
(1,37)	1:A:104:ARG:HD3	2:B:80:ILE:H	10	1.76
(1,37)	1:A:104:ARG:HD3	2:B:80:ILE:HA	10	1.76
(1,37)	1:A:104:ARG:HD3	2:B:80:ILE:HB	10	1.76
(1,37)	1:A:104:ARG:HD3	2:B:80:ILE:HD11	10	1.76
(1,37)	1:A:104:ARG:HD3	2:B:80:ILE:HD12	10	1.76
(1,37)	1:A:104:ARG:HD3	2:B:80:ILE:HD13	10	1.76
(1,37)	1:A:104:ARG:HD3	2:B:80:ILE:HG12	10	1.76
(1,37)	1:A:104:ARG:HD3	2:B:80:ILE:HG13	10	1.76
(1,37)	1:A:104:ARG:HD3	2:B:80:ILE:HG21	10	1.76
(1,37)	1:A:104:ARG:HD3	2:B:80:ILE:HG22	10	1.76
(1,37)	1:A:104:ARG:HD3	2:B:80:ILE:HG23	10	1.76
(1,37)	1:A:104:ARG:HD3	2:B:80:ILE:N	10	1.76
(1,37)	1:A:104:ARG:HD3	2:B:80:ILE:O	10	1.76
(1,37)	1:A:104:ARG:HD3	2:B:84:GLN:C	10	1.76
(1,37)	1:A:104:ARG:HD3	2:B:84:GLN:CA	10	1.76
(1,37)	1:A:104:ARG:HD3	2:B:84:GLN:CB	10	1.76
(1,37)	1:A:104:ARG:HD3	2:B:84:GLN:CD	10	1.76
(1,37)	1:A:104:ARG:HD3	2:B:84:GLN:CG	10	1.76
(1,37)	1:A:104:ARG:HD3	2:B:84:GLN:H	10	1.76
(1,37)	1:A:104:ARG:HD3	2:B:84:GLN:HA	10	1.76
(1,37)	1:A:104:ARG:HD3	2:B:84:GLN:HB2	10	1.76
(1,37)	1:A:104:ARG:HD3	2:B:84:GLN:HB3	10	1.76
(1,37)	1:A:104:ARG:HD3	2:B:84:GLN:HE21	10	1.76
(1,37)	1:A:104:ARG:HD3	2:B:84:GLN:HE22	10	1.76
(1,37)	1:A:104:ARG:HD3	2:B:84:GLN:HG2	10	1.76
(1,37)	1:A:104:ARG:HD3	2:B:84:GLN:HG3	10	1.76
(1,37)	1:A:104:ARG:HD3	2:B:84:GLN:N	10	1.76
(1,37)	1:A:104:ARG:HD3	2:B:84:GLN:NE2	10	1.76
(1,37)	1:A:104:ARG:HD3	2:B:84:GLN:O	10	1.76
(1,37)	1:A:104:ARG:HD3	2:B:84:GLN:OE1	10	1.76
(1,37)	1:A:104:ARG:HD3	2:B:97:THR:C	10	1.76
(1,37)	1:A:104:ARG:HD3	2:B:97:THR:CA	10	1.76

*Continued on next page...*

*Continued from previous page...*

Key	Atom-1	Atom-2	Model ID	Violation (Å)
(1,37)	1:A:104:ARG:HD3	2:B:97:THR:CB	10	1.76
(1,37)	1:A:104:ARG:HD3	2:B:97:THR:CG2	10	1.76
(1,37)	1:A:104:ARG:HD3	2:B:97:THR:H	10	1.76
(1,37)	1:A:104:ARG:HD3	2:B:97:THR:HA	10	1.76
(1,37)	1:A:104:ARG:HD3	2:B:97:THR:HB	10	1.76
(1,37)	1:A:104:ARG:HD3	2:B:97:THR:HG1	10	1.76
(1,37)	1:A:104:ARG:HD3	2:B:97:THR:HG21	10	1.76
(1,37)	1:A:104:ARG:HD3	2:B:97:THR:HG22	10	1.76
(1,37)	1:A:104:ARG:HD3	2:B:97:THR:HG23	10	1.76
(1,37)	1:A:104:ARG:HD3	2:B:97:THR:N	10	1.76
(1,37)	1:A:104:ARG:HD3	2:B:97:THR:O	10	1.76
(1,37)	1:A:104:ARG:HD3	2:B:97:THR:OG1	10	1.76
(1,37)	1:A:104:ARG:HD3	2:B:99:HIS:C	10	1.76
(1,37)	1:A:104:ARG:HD3	2:B:99:HIS:CA	10	1.76
(1,37)	1:A:104:ARG:HD3	2:B:99:HIS:CB	10	1.76
(1,37)	1:A:104:ARG:HD3	2:B:99:HIS:CD2	10	1.76
(1,37)	1:A:104:ARG:HD3	2:B:99:HIS:CE1	10	1.76
(1,37)	1:A:104:ARG:HD3	2:B:99:HIS:CG	10	1.76
(1,37)	1:A:104:ARG:HD3	2:B:99:HIS:H	10	1.76
(1,37)	1:A:104:ARG:HD3	2:B:99:HIS:HA	10	1.76
(1,37)	1:A:104:ARG:HD3	2:B:99:HIS:HB2	10	1.76
(1,37)	1:A:104:ARG:HD3	2:B:99:HIS:HB3	10	1.76
(1,37)	1:A:104:ARG:HD3	2:B:99:HIS:HD1	10	1.76
(1,37)	1:A:104:ARG:HD3	2:B:99:HIS:HD2	10	1.76
(1,37)	1:A:104:ARG:HD3	2:B:99:HIS:HE1	10	1.76
(1,37)	1:A:104:ARG:HD3	2:B:99:HIS:HE2	10	1.76
(1,37)	1:A:104:ARG:HD3	2:B:99:HIS:N	10	1.76
(1,37)	1:A:104:ARG:HD3	2:B:99:HIS:ND1	10	1.76
(1,37)	1:A:104:ARG:HD3	2:B:99:HIS:NE2	10	1.76
(1,37)	1:A:104:ARG:HD3	2:B:99:HIS:O	10	1.76
(1,37)	1:A:104:ARG:HD3	2:B:101:VAL:C	10	1.76
(1,37)	1:A:104:ARG:HD3	2:B:101:VAL:CA	10	1.76
(1,37)	1:A:104:ARG:HD3	2:B:101:VAL:CB	10	1.76
(1,37)	1:A:104:ARG:HD3	2:B:101:VAL:CG1	10	1.76
(1,37)	1:A:104:ARG:HD3	2:B:101:VAL:CG2	10	1.76
(1,37)	1:A:104:ARG:HD3	2:B:101:VAL:H	10	1.76
(1,37)	1:A:104:ARG:HD3	2:B:101:VAL:HA	10	1.76
(1,37)	1:A:104:ARG:HD3	2:B:101:VAL:HB	10	1.76
(1,37)	1:A:104:ARG:HD3	2:B:101:VAL:HG11	10	1.76
(1,37)	1:A:104:ARG:HD3	2:B:101:VAL:HG12	10	1.76
(1,37)	1:A:104:ARG:HD3	2:B:101:VAL:HG13	10	1.76
(1,37)	1:A:104:ARG:HD3	2:B:101:VAL:HG21	10	1.76

*Continued on next page...*

*Continued from previous page...*

Key	Atom-1	Atom-2	Model ID	Violation (Å)
(1,37)	1:A:104:ARG:HD3	2:B:101:VAL:HG22	10	1.76
(1,37)	1:A:104:ARG:HD3	2:B:101:VAL:HG23	10	1.76
(1,37)	1:A:104:ARG:HD3	2:B:101:VAL:N	10	1.76
(1,37)	1:A:104:ARG:HD3	2:B:101:VAL:O	10	1.76
(1,37)	1:A:104:ARG:HE	2:B:75:ILE:C	10	1.76
(1,37)	1:A:104:ARG:HE	2:B:75:ILE:CA	10	1.76
(1,37)	1:A:104:ARG:HE	2:B:75:ILE:CB	10	1.76
(1,37)	1:A:104:ARG:HE	2:B:75:ILE:CD1	10	1.76
(1,37)	1:A:104:ARG:HE	2:B:75:ILE:CG1	10	1.76
(1,37)	1:A:104:ARG:HE	2:B:75:ILE:CG2	10	1.76
(1,37)	1:A:104:ARG:HE	2:B:75:ILE:H	10	1.76
(1,37)	1:A:104:ARG:HE	2:B:75:ILE:HA	10	1.76
(1,37)	1:A:104:ARG:HE	2:B:75:ILE:HB	10	1.76
(1,37)	1:A:104:ARG:HE	2:B:75:ILE:HD11	10	1.76
(1,37)	1:A:104:ARG:HE	2:B:75:ILE:HD12	10	1.76
(1,37)	1:A:104:ARG:HE	2:B:75:ILE:HD13	10	1.76
(1,37)	1:A:104:ARG:HE	2:B:75:ILE:HG12	10	1.76
(1,37)	1:A:104:ARG:HE	2:B:75:ILE:HG13	10	1.76
(1,37)	1:A:104:ARG:HE	2:B:75:ILE:HG21	10	1.76
(1,37)	1:A:104:ARG:HE	2:B:75:ILE:HG22	10	1.76
(1,37)	1:A:104:ARG:HE	2:B:75:ILE:HG23	10	1.76
(1,37)	1:A:104:ARG:HE	2:B:75:ILE:N	10	1.76
(1,37)	1:A:104:ARG:HE	2:B:75:ILE:O	10	1.76
(1,37)	1:A:104:ARG:HE	2:B:77:ALA:C	10	1.76
(1,37)	1:A:104:ARG:HE	2:B:77:ALA:CA	10	1.76
(1,37)	1:A:104:ARG:HE	2:B:77:ALA:CB	10	1.76
(1,37)	1:A:104:ARG:HE	2:B:77:ALA:H	10	1.76
(1,37)	1:A:104:ARG:HE	2:B:77:ALA:HA	10	1.76
(1,37)	1:A:104:ARG:HE	2:B:77:ALA:HB1	10	1.76
(1,37)	1:A:104:ARG:HE	2:B:77:ALA:HB2	10	1.76
(1,37)	1:A:104:ARG:HE	2:B:77:ALA:HB3	10	1.76
(1,37)	1:A:104:ARG:HE	2:B:77:ALA:N	10	1.76
(1,37)	1:A:104:ARG:HE	2:B:77:ALA:O	10	1.76
(1,37)	1:A:104:ARG:HE	2:B:78:GLY:C	10	1.76
(1,37)	1:A:104:ARG:HE	2:B:78:GLY:CA	10	1.76
(1,37)	1:A:104:ARG:HE	2:B:78:GLY:H	10	1.76
(1,37)	1:A:104:ARG:HE	2:B:78:GLY:HA2	10	1.76
(1,37)	1:A:104:ARG:HE	2:B:78:GLY:HA3	10	1.76
(1,37)	1:A:104:ARG:HE	2:B:78:GLY:N	10	1.76
(1,37)	1:A:104:ARG:HE	2:B:78:GLY:O	10	1.76
(1,37)	1:A:104:ARG:HE	2:B:79:LYS:C	10	1.76
(1,37)	1:A:104:ARG:HE	2:B:79:LYS:CA	10	1.76

*Continued on next page...*

*Continued from previous page...*

Key	Atom-1	Atom-2	Model ID	Violation (Å)
(1,37)	1:A:104:ARG:HE	2:B:79:LYS:CB	10	1.76
(1,37)	1:A:104:ARG:HE	2:B:79:LYS:CD	10	1.76
(1,37)	1:A:104:ARG:HE	2:B:79:LYS:CE	10	1.76
(1,37)	1:A:104:ARG:HE	2:B:79:LYS:CG	10	1.76
(1,37)	1:A:104:ARG:HE	2:B:79:LYS:H	10	1.76
(1,37)	1:A:104:ARG:HE	2:B:79:LYS:HA	10	1.76
(1,37)	1:A:104:ARG:HE	2:B:79:LYS:HB2	10	1.76
(1,37)	1:A:104:ARG:HE	2:B:79:LYS:HB3	10	1.76
(1,37)	1:A:104:ARG:HE	2:B:79:LYS:HD2	10	1.76
(1,37)	1:A:104:ARG:HE	2:B:79:LYS:HD3	10	1.76
(1,37)	1:A:104:ARG:HE	2:B:79:LYS:HE2	10	1.76
(1,37)	1:A:104:ARG:HE	2:B:79:LYS:HE3	10	1.76
(1,37)	1:A:104:ARG:HE	2:B:79:LYS:HG2	10	1.76
(1,37)	1:A:104:ARG:HE	2:B:79:LYS:HG3	10	1.76
(1,37)	1:A:104:ARG:HE	2:B:79:LYS:HZ1	10	1.76
(1,37)	1:A:104:ARG:HE	2:B:79:LYS:HZ2	10	1.76
(1,37)	1:A:104:ARG:HE	2:B:79:LYS:HZ3	10	1.76
(1,37)	1:A:104:ARG:HE	2:B:79:LYS:N	10	1.76
(1,37)	1:A:104:ARG:HE	2:B:79:LYS:NZ	10	1.76
(1,37)	1:A:104:ARG:HE	2:B:79:LYS:O	10	1.76
(1,37)	1:A:104:ARG:HE	2:B:80:ILE:C	10	1.76
(1,37)	1:A:104:ARG:HE	2:B:80:ILE:CA	10	1.76
(1,37)	1:A:104:ARG:HE	2:B:80:ILE:CB	10	1.76
(1,37)	1:A:104:ARG:HE	2:B:80:ILE:CD1	10	1.76
(1,37)	1:A:104:ARG:HE	2:B:80:ILE:CG1	10	1.76
(1,37)	1:A:104:ARG:HE	2:B:80:ILE:CG2	10	1.76
(1,37)	1:A:104:ARG:HE	2:B:80:ILE:H	10	1.76
(1,37)	1:A:104:ARG:HE	2:B:80:ILE:HA	10	1.76
(1,37)	1:A:104:ARG:HE	2:B:80:ILE:HB	10	1.76
(1,37)	1:A:104:ARG:HE	2:B:80:ILE:HD11	10	1.76
(1,37)	1:A:104:ARG:HE	2:B:80:ILE:HD12	10	1.76
(1,37)	1:A:104:ARG:HE	2:B:80:ILE:HD13	10	1.76
(1,37)	1:A:104:ARG:HE	2:B:80:ILE:HG12	10	1.76
(1,37)	1:A:104:ARG:HE	2:B:80:ILE:HG13	10	1.76
(1,37)	1:A:104:ARG:HE	2:B:80:ILE:HG21	10	1.76
(1,37)	1:A:104:ARG:HE	2:B:80:ILE:HG22	10	1.76
(1,37)	1:A:104:ARG:HE	2:B:80:ILE:HG23	10	1.76
(1,37)	1:A:104:ARG:HE	2:B:80:ILE:N	10	1.76
(1,37)	1:A:104:ARG:HE	2:B:80:ILE:O	10	1.76
(1,37)	1:A:104:ARG:HE	2:B:84:GLN:C	10	1.76
(1,37)	1:A:104:ARG:HE	2:B:84:GLN:CA	10	1.76
(1,37)	1:A:104:ARG:HE	2:B:84:GLN:CB	10	1.76

*Continued on next page...*

Continued from previous page...

Key	Atom-1	Atom-2	Model ID	Violation (Å)
(1,37)	1:A:104:ARG:HE	2:B:84:GLN:CD	10	1.76
(1,37)	1:A:104:ARG:HE	2:B:84:GLN:CG	10	1.76
(1,37)	1:A:104:ARG:HE	2:B:84:GLN:H	10	1.76
(1,37)	1:A:104:ARG:HE	2:B:84:GLN:HA	10	1.76
(1,37)	1:A:104:ARG:HE	2:B:84:GLN:HB2	10	1.76
(1,37)	1:A:104:ARG:HE	2:B:84:GLN:HB3	10	1.76
(1,37)	1:A:104:ARG:HE	2:B:84:GLN:HE21	10	1.76
(1,37)	1:A:104:ARG:HE	2:B:84:GLN:HE22	10	1.76
(1,37)	1:A:104:ARG:HE	2:B:84:GLN:HG2	10	1.76
(1,37)	1:A:104:ARG:HE	2:B:84:GLN:HG3	10	1.76
(1,37)	1:A:104:ARG:HE	2:B:84:GLN:N	10	1.76
(1,37)	1:A:104:ARG:HE	2:B:84:GLN:NE2	10	1.76
(1,37)	1:A:104:ARG:HE	2:B:84:GLN:O	10	1.76
(1,37)	1:A:104:ARG:HE	2:B:84:GLN:OE1	10	1.76
(1,37)	1:A:104:ARG:HE	2:B:97:THR:C	10	1.76
(1,37)	1:A:104:ARG:HE	2:B:97:THR:CA	10	1.76
(1,37)	1:A:104:ARG:HE	2:B:97:THR:CB	10	1.76
(1,37)	1:A:104:ARG:HE	2:B:97:THR:CG2	10	1.76
(1,37)	1:A:104:ARG:HE	2:B:97:THR:H	10	1.76
(1,37)	1:A:104:ARG:HE	2:B:97:THR:HA	10	1.76
(1,37)	1:A:104:ARG:HE	2:B:97:THR:HB	10	1.76
(1,37)	1:A:104:ARG:HE	2:B:97:THR:HG1	10	1.76
(1,37)	1:A:104:ARG:HE	2:B:97:THR:HG21	10	1.76
(1,37)	1:A:104:ARG:HE	2:B:97:THR:HG22	10	1.76
(1,37)	1:A:104:ARG:HE	2:B:97:THR:HG23	10	1.76
(1,37)	1:A:104:ARG:HE	2:B:97:THR:N	10	1.76
(1,37)	1:A:104:ARG:HE	2:B:97:THR:O	10	1.76
(1,37)	1:A:104:ARG:HE	2:B:97:THR:OG1	10	1.76
(1,37)	1:A:104:ARG:HE	2:B:99:HIS:C	10	1.76
(1,37)	1:A:104:ARG:HE	2:B:99:HIS:CA	10	1.76
(1,37)	1:A:104:ARG:HE	2:B:99:HIS:CB	10	1.76
(1,37)	1:A:104:ARG:HE	2:B:99:HIS:CD2	10	1.76
(1,37)	1:A:104:ARG:HE	2:B:99:HIS:CE1	10	1.76
(1,37)	1:A:104:ARG:HE	2:B:99:HIS:CG	10	1.76
(1,37)	1:A:104:ARG:HE	2:B:99:HIS:H	10	1.76
(1,37)	1:A:104:ARG:HE	2:B:99:HIS:HA	10	1.76
(1,37)	1:A:104:ARG:HE	2:B:99:HIS:HB2	10	1.76
(1,37)	1:A:104:ARG:HE	2:B:99:HIS:HB3	10	1.76
(1,37)	1:A:104:ARG:HE	2:B:99:HIS:HD1	10	1.76
(1,37)	1:A:104:ARG:HE	2:B:99:HIS:HD2	10	1.76
(1,37)	1:A:104:ARG:HE	2:B:99:HIS:HE1	10	1.76
(1,37)	1:A:104:ARG:HE	2:B:99:HIS:HE2	10	1.76

Continued on next page...

*Continued from previous page...*

Key	Atom-1	Atom-2	Model ID	Violation (Å)
(1,37)	1:A:104:ARG:HE	2:B:99:HIS:N	10	1.76
(1,37)	1:A:104:ARG:HE	2:B:99:HIS:ND1	10	1.76
(1,37)	1:A:104:ARG:HE	2:B:99:HIS:NE2	10	1.76
(1,37)	1:A:104:ARG:HE	2:B:99:HIS:O	10	1.76
(1,37)	1:A:104:ARG:HE	2:B:101:VAL:C	10	1.76
(1,37)	1:A:104:ARG:HE	2:B:101:VAL:CA	10	1.76
(1,37)	1:A:104:ARG:HE	2:B:101:VAL:CB	10	1.76
(1,37)	1:A:104:ARG:HE	2:B:101:VAL:CG1	10	1.76
(1,37)	1:A:104:ARG:HE	2:B:101:VAL:CG2	10	1.76
(1,37)	1:A:104:ARG:HE	2:B:101:VAL:H	10	1.76
(1,37)	1:A:104:ARG:HE	2:B:101:VAL:HA	10	1.76
(1,37)	1:A:104:ARG:HE	2:B:101:VAL:HB	10	1.76
(1,37)	1:A:104:ARG:HE	2:B:101:VAL:HG11	10	1.76
(1,37)	1:A:104:ARG:HE	2:B:101:VAL:HG12	10	1.76
(1,37)	1:A:104:ARG:HE	2:B:101:VAL:HG13	10	1.76
(1,37)	1:A:104:ARG:HE	2:B:101:VAL:HG21	10	1.76
(1,37)	1:A:104:ARG:HE	2:B:101:VAL:HG22	10	1.76
(1,37)	1:A:104:ARG:HE	2:B:101:VAL:HG23	10	1.76
(1,37)	1:A:104:ARG:HE	2:B:101:VAL:N	10	1.76
(1,37)	1:A:104:ARG:HE	2:B:101:VAL:O	10	1.76
(1,37)	1:A:104:ARG:HG2	2:B:75:ILE:C	10	1.76
(1,37)	1:A:104:ARG:HG2	2:B:75:ILE:CA	10	1.76
(1,37)	1:A:104:ARG:HG2	2:B:75:ILE:CB	10	1.76
(1,37)	1:A:104:ARG:HG2	2:B:75:ILE:CD1	10	1.76
(1,37)	1:A:104:ARG:HG2	2:B:75:ILE:CG1	10	1.76
(1,37)	1:A:104:ARG:HG2	2:B:75:ILE:CG2	10	1.76
(1,37)	1:A:104:ARG:HG2	2:B:75:ILE:H	10	1.76
(1,37)	1:A:104:ARG:HG2	2:B:75:ILE:HA	10	1.76
(1,37)	1:A:104:ARG:HG2	2:B:75:ILE:HB	10	1.76
(1,37)	1:A:104:ARG:HG2	2:B:75:ILE:HD11	10	1.76
(1,37)	1:A:104:ARG:HG2	2:B:75:ILE:HD12	10	1.76
(1,37)	1:A:104:ARG:HG2	2:B:75:ILE:HD13	10	1.76
(1,37)	1:A:104:ARG:HG2	2:B:75:ILE:HG12	10	1.76
(1,37)	1:A:104:ARG:HG2	2:B:75:ILE:HG13	10	1.76
(1,37)	1:A:104:ARG:HG2	2:B:75:ILE:HG21	10	1.76
(1,37)	1:A:104:ARG:HG2	2:B:75:ILE:HG22	10	1.76
(1,37)	1:A:104:ARG:HG2	2:B:75:ILE:HG23	10	1.76
(1,37)	1:A:104:ARG:HG2	2:B:75:ILE:N	10	1.76
(1,37)	1:A:104:ARG:HG2	2:B:75:ILE:O	10	1.76
(1,37)	1:A:104:ARG:HG2	2:B:77:ALA:C	10	1.76
(1,37)	1:A:104:ARG:HG2	2:B:77:ALA:CA	10	1.76
(1,37)	1:A:104:ARG:HG2	2:B:77:ALA:CB	10	1.76

*Continued on next page...*



*Continued from previous page...*

Key	Atom-1	Atom-2	Model ID	Violation (Å)
(1,37)	1:A:104:ARG:HG2	2:B:77:ALA:H	10	1.76
(1,37)	1:A:104:ARG:HG2	2:B:77:ALA:HA	10	1.76
(1,37)	1:A:104:ARG:HG2	2:B:77:ALA:HB1	10	1.76
(1,37)	1:A:104:ARG:HG2	2:B:77:ALA:HB2	10	1.76
(1,37)	1:A:104:ARG:HG2	2:B:77:ALA:HB3	10	1.76
(1,37)	1:A:104:ARG:HG2	2:B:77:ALA:N	10	1.76
(1,37)	1:A:104:ARG:HG2	2:B:77:ALA:O	10	1.76
(1,37)	1:A:104:ARG:HG2	2:B:78:GLY:C	10	1.76
(1,37)	1:A:104:ARG:HG2	2:B:78:GLY:CA	10	1.76
(1,37)	1:A:104:ARG:HG2	2:B:78:GLY:H	10	1.76
(1,37)	1:A:104:ARG:HG2	2:B:78:GLY:HA2	10	1.76
(1,37)	1:A:104:ARG:HG2	2:B:78:GLY:HA3	10	1.76
(1,37)	1:A:104:ARG:HG2	2:B:78:GLY:N	10	1.76
(1,37)	1:A:104:ARG:HG2	2:B:78:GLY:O	10	1.76
(1,37)	1:A:104:ARG:HG2	2:B:79:LYS:C	10	1.76
(1,37)	1:A:104:ARG:HG2	2:B:79:LYS:CA	10	1.76
(1,37)	1:A:104:ARG:HG2	2:B:79:LYS:CB	10	1.76
(1,37)	1:A:104:ARG:HG2	2:B:79:LYS:CD	10	1.76
(1,37)	1:A:104:ARG:HG2	2:B:79:LYS:CE	10	1.76
(1,37)	1:A:104:ARG:HG2	2:B:79:LYS:CG	10	1.76
(1,37)	1:A:104:ARG:HG2	2:B:79:LYS:H	10	1.76
(1,37)	1:A:104:ARG:HG2	2:B:79:LYS:HA	10	1.76
(1,37)	1:A:104:ARG:HG2	2:B:79:LYS:HB2	10	1.76
(1,37)	1:A:104:ARG:HG2	2:B:79:LYS:HB3	10	1.76
(1,37)	1:A:104:ARG:HG2	2:B:79:LYS:HD2	10	1.76
(1,37)	1:A:104:ARG:HG2	2:B:79:LYS:HD3	10	1.76
(1,37)	1:A:104:ARG:HG2	2:B:79:LYS:HE2	10	1.76
(1,37)	1:A:104:ARG:HG2	2:B:79:LYS:HE3	10	1.76
(1,37)	1:A:104:ARG:HG2	2:B:79:LYS:HG2	10	1.76
(1,37)	1:A:104:ARG:HG2	2:B:79:LYS:HG3	10	1.76
(1,37)	1:A:104:ARG:HG2	2:B:79:LYS:HZ1	10	1.76
(1,37)	1:A:104:ARG:HG2	2:B:79:LYS:HZ2	10	1.76
(1,37)	1:A:104:ARG:HG2	2:B:79:LYS:HZ3	10	1.76
(1,37)	1:A:104:ARG:HG2	2:B:79:LYS:N	10	1.76
(1,37)	1:A:104:ARG:HG2	2:B:79:LYS:NZ	10	1.76
(1,37)	1:A:104:ARG:HG2	2:B:79:LYS:O	10	1.76
(1,37)	1:A:104:ARG:HG2	2:B:80:ILE:C	10	1.76
(1,37)	1:A:104:ARG:HG2	2:B:80:ILE:CA	10	1.76
(1,37)	1:A:104:ARG:HG2	2:B:80:ILE:CB	10	1.76
(1,37)	1:A:104:ARG:HG2	2:B:80:ILE:CD1	10	1.76
(1,37)	1:A:104:ARG:HG2	2:B:80:ILE:CG1	10	1.76
(1,37)	1:A:104:ARG:HG2	2:B:80:ILE:CG2	10	1.76

*Continued on next page...*

*Continued from previous page...*

Key	Atom-1	Atom-2	Model ID	Violation (Å)
(1,37)	1:A:104:ARG:HG2	2:B:80:ILE:H	10	1.76
(1,37)	1:A:104:ARG:HG2	2:B:80:ILE:HA	10	1.76
(1,37)	1:A:104:ARG:HG2	2:B:80:ILE:HB	10	1.76
(1,37)	1:A:104:ARG:HG2	2:B:80:ILE:HD11	10	1.76
(1,37)	1:A:104:ARG:HG2	2:B:80:ILE:HD12	10	1.76
(1,37)	1:A:104:ARG:HG2	2:B:80:ILE:HD13	10	1.76
(1,37)	1:A:104:ARG:HG2	2:B:80:ILE:HG12	10	1.76
(1,37)	1:A:104:ARG:HG2	2:B:80:ILE:HG13	10	1.76
(1,37)	1:A:104:ARG:HG2	2:B:80:ILE:HG21	10	1.76
(1,37)	1:A:104:ARG:HG2	2:B:80:ILE:HG22	10	1.76
(1,37)	1:A:104:ARG:HG2	2:B:80:ILE:HG23	10	1.76
(1,37)	1:A:104:ARG:HG2	2:B:80:ILE:N	10	1.76
(1,37)	1:A:104:ARG:HG2	2:B:80:ILE:O	10	1.76
(1,37)	1:A:104:ARG:HG2	2:B:84:GLN:C	10	1.76
(1,37)	1:A:104:ARG:HG2	2:B:84:GLN:CA	10	1.76
(1,37)	1:A:104:ARG:HG2	2:B:84:GLN:CB	10	1.76
(1,37)	1:A:104:ARG:HG2	2:B:84:GLN:CD	10	1.76
(1,37)	1:A:104:ARG:HG2	2:B:84:GLN:CG	10	1.76
(1,37)	1:A:104:ARG:HG2	2:B:84:GLN:H	10	1.76
(1,37)	1:A:104:ARG:HG2	2:B:84:GLN:HA	10	1.76
(1,37)	1:A:104:ARG:HG2	2:B:84:GLN:HB2	10	1.76
(1,37)	1:A:104:ARG:HG2	2:B:84:GLN:HB3	10	1.76
(1,37)	1:A:104:ARG:HG2	2:B:84:GLN:HE21	10	1.76
(1,37)	1:A:104:ARG:HG2	2:B:84:GLN:HE22	10	1.76
(1,37)	1:A:104:ARG:HG2	2:B:84:GLN:HG2	10	1.76
(1,37)	1:A:104:ARG:HG2	2:B:84:GLN:HG3	10	1.76
(1,37)	1:A:104:ARG:HG2	2:B:84:GLN:N	10	1.76
(1,37)	1:A:104:ARG:HG2	2:B:84:GLN:NE2	10	1.76
(1,37)	1:A:104:ARG:HG2	2:B:84:GLN:O	10	1.76
(1,37)	1:A:104:ARG:HG2	2:B:84:GLN:OE1	10	1.76
(1,37)	1:A:104:ARG:HG2	2:B:97:THR:C	10	1.76
(1,37)	1:A:104:ARG:HG2	2:B:97:THR:CA	10	1.76
(1,37)	1:A:104:ARG:HG2	2:B:97:THR:CB	10	1.76
(1,37)	1:A:104:ARG:HG2	2:B:97:THR:CG2	10	1.76
(1,37)	1:A:104:ARG:HG2	2:B:97:THR:H	10	1.76
(1,37)	1:A:104:ARG:HG2	2:B:97:THR:HA	10	1.76
(1,37)	1:A:104:ARG:HG2	2:B:97:THR:HB	10	1.76
(1,37)	1:A:104:ARG:HG2	2:B:97:THR:HG1	10	1.76
(1,37)	1:A:104:ARG:HG2	2:B:97:THR:HG21	10	1.76
(1,37)	1:A:104:ARG:HG2	2:B:97:THR:HG22	10	1.76
(1,37)	1:A:104:ARG:HG2	2:B:97:THR:HG23	10	1.76
(1,37)	1:A:104:ARG:HG2	2:B:97:THR:N	10	1.76

*Continued on next page...*

*Continued from previous page...*

Key	Atom-1	Atom-2	Model ID	Violation (Å)
(1,37)	1:A:104:ARG:HG2	2:B:97:THR:O	10	1.76
(1,37)	1:A:104:ARG:HG2	2:B:97:THR:OG1	10	1.76
(1,37)	1:A:104:ARG:HG2	2:B:99:HIS:C	10	1.76
(1,37)	1:A:104:ARG:HG2	2:B:99:HIS:CA	10	1.76
(1,37)	1:A:104:ARG:HG2	2:B:99:HIS:CB	10	1.76
(1,37)	1:A:104:ARG:HG2	2:B:99:HIS:CD2	10	1.76
(1,37)	1:A:104:ARG:HG2	2:B:99:HIS:CE1	10	1.76
(1,37)	1:A:104:ARG:HG2	2:B:99:HIS:CG	10	1.76
(1,37)	1:A:104:ARG:HG2	2:B:99:HIS:H	10	1.76
(1,37)	1:A:104:ARG:HG2	2:B:99:HIS:HA	10	1.76
(1,37)	1:A:104:ARG:HG2	2:B:99:HIS:HB2	10	1.76
(1,37)	1:A:104:ARG:HG2	2:B:99:HIS:HB3	10	1.76
(1,37)	1:A:104:ARG:HG2	2:B:99:HIS:HD1	10	1.76
(1,37)	1:A:104:ARG:HG2	2:B:99:HIS:HD2	10	1.76
(1,37)	1:A:104:ARG:HG2	2:B:99:HIS:HE1	10	1.76
(1,37)	1:A:104:ARG:HG2	2:B:99:HIS:HE2	10	1.76
(1,37)	1:A:104:ARG:HG2	2:B:99:HIS:N	10	1.76
(1,37)	1:A:104:ARG:HG2	2:B:99:HIS:ND1	10	1.76
(1,37)	1:A:104:ARG:HG2	2:B:99:HIS:NE2	10	1.76
(1,37)	1:A:104:ARG:HG2	2:B:99:HIS:O	10	1.76
(1,37)	1:A:104:ARG:HG2	2:B:101:VAL:C	10	1.76
(1,37)	1:A:104:ARG:HG2	2:B:101:VAL:CA	10	1.76
(1,37)	1:A:104:ARG:HG2	2:B:101:VAL:CB	10	1.76
(1,37)	1:A:104:ARG:HG2	2:B:101:VAL:CG1	10	1.76
(1,37)	1:A:104:ARG:HG2	2:B:101:VAL:CG2	10	1.76
(1,37)	1:A:104:ARG:HG2	2:B:101:VAL:H	10	1.76
(1,37)	1:A:104:ARG:HG2	2:B:101:VAL:HA	10	1.76
(1,37)	1:A:104:ARG:HG2	2:B:101:VAL:HB	10	1.76
(1,37)	1:A:104:ARG:HG2	2:B:101:VAL:HG11	10	1.76
(1,37)	1:A:104:ARG:HG2	2:B:101:VAL:HG12	10	1.76
(1,37)	1:A:104:ARG:HG2	2:B:101:VAL:HG13	10	1.76
(1,37)	1:A:104:ARG:HG2	2:B:101:VAL:HG21	10	1.76
(1,37)	1:A:104:ARG:HG2	2:B:101:VAL:HG22	10	1.76
(1,37)	1:A:104:ARG:HG2	2:B:101:VAL:HG23	10	1.76
(1,37)	1:A:104:ARG:HG2	2:B:101:VAL:N	10	1.76
(1,37)	1:A:104:ARG:HG2	2:B:101:VAL:O	10	1.76
(1,37)	1:A:104:ARG:HG3	2:B:75:ILE:C	10	1.76
(1,37)	1:A:104:ARG:HG3	2:B:75:ILE:CA	10	1.76
(1,37)	1:A:104:ARG:HG3	2:B:75:ILE:CB	10	1.76
(1,37)	1:A:104:ARG:HG3	2:B:75:ILE:CD1	10	1.76
(1,37)	1:A:104:ARG:HG3	2:B:75:ILE:CG1	10	1.76
(1,37)	1:A:104:ARG:HG3	2:B:75:ILE:CG2	10	1.76

*Continued on next page...*

*Continued from previous page...*

Key	Atom-1	Atom-2	Model ID	Violation (Å)
(1,37)	1:A:104:ARG:HG3	2:B:75:ILE:H	10	1.76
(1,37)	1:A:104:ARG:HG3	2:B:75:ILE:HA	10	1.76
(1,37)	1:A:104:ARG:HG3	2:B:75:ILE:HB	10	1.76
(1,37)	1:A:104:ARG:HG3	2:B:75:ILE:HD11	10	1.76
(1,37)	1:A:104:ARG:HG3	2:B:75:ILE:HD12	10	1.76
(1,37)	1:A:104:ARG:HG3	2:B:75:ILE:HD13	10	1.76
(1,37)	1:A:104:ARG:HG3	2:B:75:ILE:HG12	10	1.76
(1,37)	1:A:104:ARG:HG3	2:B:75:ILE:HG13	10	1.76
(1,37)	1:A:104:ARG:HG3	2:B:75:ILE:HG21	10	1.76
(1,37)	1:A:104:ARG:HG3	2:B:75:ILE:HG22	10	1.76
(1,37)	1:A:104:ARG:HG3	2:B:75:ILE:HG23	10	1.76
(1,37)	1:A:104:ARG:HG3	2:B:75:ILE:N	10	1.76
(1,37)	1:A:104:ARG:HG3	2:B:75:ILE:O	10	1.76
(1,37)	1:A:104:ARG:HG3	2:B:77:ALA:C	10	1.76
(1,37)	1:A:104:ARG:HG3	2:B:77:ALA:CA	10	1.76
(1,37)	1:A:104:ARG:HG3	2:B:77:ALA:CB	10	1.76
(1,37)	1:A:104:ARG:HG3	2:B:77:ALA:H	10	1.76
(1,37)	1:A:104:ARG:HG3	2:B:77:ALA:HA	10	1.76
(1,37)	1:A:104:ARG:HG3	2:B:77:ALA:HB1	10	1.76
(1,37)	1:A:104:ARG:HG3	2:B:77:ALA:HB2	10	1.76
(1,37)	1:A:104:ARG:HG3	2:B:77:ALA:HB3	10	1.76
(1,37)	1:A:104:ARG:HG3	2:B:77:ALA:N	10	1.76
(1,37)	1:A:104:ARG:HG3	2:B:77:ALA:O	10	1.76
(1,37)	1:A:104:ARG:HG3	2:B:78:GLY:C	10	1.76
(1,37)	1:A:104:ARG:HG3	2:B:78:GLY:CA	10	1.76
(1,37)	1:A:104:ARG:HG3	2:B:78:GLY:H	10	1.76
(1,37)	1:A:104:ARG:HG3	2:B:78:GLY:HA2	10	1.76
(1,37)	1:A:104:ARG:HG3	2:B:78:GLY:HA3	10	1.76
(1,37)	1:A:104:ARG:HG3	2:B:78:GLY:N	10	1.76
(1,37)	1:A:104:ARG:HG3	2:B:78:GLY:O	10	1.76
(1,37)	1:A:104:ARG:HG3	2:B:79:LYS:C	10	1.76
(1,37)	1:A:104:ARG:HG3	2:B:79:LYS:CA	10	1.76
(1,37)	1:A:104:ARG:HG3	2:B:79:LYS:CB	10	1.76
(1,37)	1:A:104:ARG:HG3	2:B:79:LYS:CD	10	1.76
(1,37)	1:A:104:ARG:HG3	2:B:79:LYS:CE	10	1.76
(1,37)	1:A:104:ARG:HG3	2:B:79:LYS:CG	10	1.76
(1,37)	1:A:104:ARG:HG3	2:B:79:LYS:H	10	1.76
(1,37)	1:A:104:ARG:HG3	2:B:79:LYS:HA	10	1.76
(1,37)	1:A:104:ARG:HG3	2:B:79:LYS:HB2	10	1.76
(1,37)	1:A:104:ARG:HG3	2:B:79:LYS:HB3	10	1.76
(1,37)	1:A:104:ARG:HG3	2:B:79:LYS:HD2	10	1.76
(1,37)	1:A:104:ARG:HG3	2:B:79:LYS:HD3	10	1.76

*Continued on next page...*

*Continued from previous page...*

Key	Atom-1	Atom-2	Model ID	Violation (Å)
(1,37)	1:A:104:ARG:HG3	2:B:79:LYS:HE2	10	1.76
(1,37)	1:A:104:ARG:HG3	2:B:79:LYS:HE3	10	1.76
(1,37)	1:A:104:ARG:HG3	2:B:79:LYS:HG2	10	1.76
(1,37)	1:A:104:ARG:HG3	2:B:79:LYS:HG3	10	1.76
(1,37)	1:A:104:ARG:HG3	2:B:79:LYS:HZ1	10	1.76
(1,37)	1:A:104:ARG:HG3	2:B:79:LYS:HZ2	10	1.76
(1,37)	1:A:104:ARG:HG3	2:B:79:LYS:HZ3	10	1.76
(1,37)	1:A:104:ARG:HG3	2:B:79:LYS:N	10	1.76
(1,37)	1:A:104:ARG:HG3	2:B:79:LYS:NZ	10	1.76
(1,37)	1:A:104:ARG:HG3	2:B:79:LYS:O	10	1.76
(1,37)	1:A:104:ARG:HG3	2:B:80:ILE:C	10	1.76
(1,37)	1:A:104:ARG:HG3	2:B:80:ILE:CA	10	1.76
(1,37)	1:A:104:ARG:HG3	2:B:80:ILE:CB	10	1.76
(1,37)	1:A:104:ARG:HG3	2:B:80:ILE:CD1	10	1.76
(1,37)	1:A:104:ARG:HG3	2:B:80:ILE:CG1	10	1.76
(1,37)	1:A:104:ARG:HG3	2:B:80:ILE:CG2	10	1.76
(1,37)	1:A:104:ARG:HG3	2:B:80:ILE:H	10	1.76
(1,37)	1:A:104:ARG:HG3	2:B:80:ILE:HA	10	1.76
(1,37)	1:A:104:ARG:HG3	2:B:80:ILE:HB	10	1.76
(1,37)	1:A:104:ARG:HG3	2:B:80:ILE:HD11	10	1.76
(1,37)	1:A:104:ARG:HG3	2:B:80:ILE:HD12	10	1.76
(1,37)	1:A:104:ARG:HG3	2:B:80:ILE:HD13	10	1.76
(1,37)	1:A:104:ARG:HG3	2:B:80:ILE:HG12	10	1.76
(1,37)	1:A:104:ARG:HG3	2:B:80:ILE:HG13	10	1.76
(1,37)	1:A:104:ARG:HG3	2:B:80:ILE:HG21	10	1.76
(1,37)	1:A:104:ARG:HG3	2:B:80:ILE:HG22	10	1.76
(1,37)	1:A:104:ARG:HG3	2:B:80:ILE:HG23	10	1.76
(1,37)	1:A:104:ARG:HG3	2:B:80:ILE:N	10	1.76
(1,37)	1:A:104:ARG:HG3	2:B:80:ILE:O	10	1.76
(1,37)	1:A:104:ARG:HG3	2:B:84:GLN:C	10	1.76
(1,37)	1:A:104:ARG:HG3	2:B:84:GLN:CA	10	1.76
(1,37)	1:A:104:ARG:HG3	2:B:84:GLN:CB	10	1.76
(1,37)	1:A:104:ARG:HG3	2:B:84:GLN:CD	10	1.76
(1,37)	1:A:104:ARG:HG3	2:B:84:GLN:CG	10	1.76
(1,37)	1:A:104:ARG:HG3	2:B:84:GLN:H	10	1.76
(1,37)	1:A:104:ARG:HG3	2:B:84:GLN:HA	10	1.76
(1,37)	1:A:104:ARG:HG3	2:B:84:GLN:HB2	10	1.76
(1,37)	1:A:104:ARG:HG3	2:B:84:GLN:HB3	10	1.76
(1,37)	1:A:104:ARG:HG3	2:B:84:GLN:HE21	10	1.76
(1,37)	1:A:104:ARG:HG3	2:B:84:GLN:HE22	10	1.76
(1,37)	1:A:104:ARG:HG3	2:B:84:GLN:HG2	10	1.76
(1,37)	1:A:104:ARG:HG3	2:B:84:GLN:HG3	10	1.76

*Continued on next page...*

*Continued from previous page...*

Key	Atom-1	Atom-2	Model ID	Violation (Å)
(1,37)	1:A:104:ARG:HG3	2:B:84:GLN:N	10	1.76
(1,37)	1:A:104:ARG:HG3	2:B:84:GLN:NE2	10	1.76
(1,37)	1:A:104:ARG:HG3	2:B:84:GLN:O	10	1.76
(1,37)	1:A:104:ARG:HG3	2:B:84:GLN:OE1	10	1.76
(1,37)	1:A:104:ARG:HG3	2:B:97:THR:C	10	1.76
(1,37)	1:A:104:ARG:HG3	2:B:97:THR:CA	10	1.76
(1,37)	1:A:104:ARG:HG3	2:B:97:THR:CB	10	1.76
(1,37)	1:A:104:ARG:HG3	2:B:97:THR:CG2	10	1.76
(1,37)	1:A:104:ARG:HG3	2:B:97:THR:H	10	1.76
(1,37)	1:A:104:ARG:HG3	2:B:97:THR:HA	10	1.76
(1,37)	1:A:104:ARG:HG3	2:B:97:THR:HB	10	1.76
(1,37)	1:A:104:ARG:HG3	2:B:97:THR:HG1	10	1.76
(1,37)	1:A:104:ARG:HG3	2:B:97:THR:HG21	10	1.76
(1,37)	1:A:104:ARG:HG3	2:B:97:THR:HG22	10	1.76
(1,37)	1:A:104:ARG:HG3	2:B:97:THR:HG23	10	1.76
(1,37)	1:A:104:ARG:HG3	2:B:97:THR:N	10	1.76
(1,37)	1:A:104:ARG:HG3	2:B:97:THR:O	10	1.76
(1,37)	1:A:104:ARG:HG3	2:B:97:THR:OG1	10	1.76
(1,37)	1:A:104:ARG:HG3	2:B:99:HIS:C	10	1.76
(1,37)	1:A:104:ARG:HG3	2:B:99:HIS:CA	10	1.76
(1,37)	1:A:104:ARG:HG3	2:B:99:HIS:CB	10	1.76
(1,37)	1:A:104:ARG:HG3	2:B:99:HIS:CD2	10	1.76
(1,37)	1:A:104:ARG:HG3	2:B:99:HIS:CE1	10	1.76
(1,37)	1:A:104:ARG:HG3	2:B:99:HIS:CG	10	1.76
(1,37)	1:A:104:ARG:HG3	2:B:99:HIS:H	10	1.76
(1,37)	1:A:104:ARG:HG3	2:B:99:HIS:HA	10	1.76
(1,37)	1:A:104:ARG:HG3	2:B:99:HIS:HB2	10	1.76
(1,37)	1:A:104:ARG:HG3	2:B:99:HIS:HB3	10	1.76
(1,37)	1:A:104:ARG:HG3	2:B:99:HIS:HD1	10	1.76
(1,37)	1:A:104:ARG:HG3	2:B:99:HIS:HD2	10	1.76
(1,37)	1:A:104:ARG:HG3	2:B:99:HIS:HE1	10	1.76
(1,37)	1:A:104:ARG:HG3	2:B:99:HIS:HE2	10	1.76
(1,37)	1:A:104:ARG:HG3	2:B:99:HIS:N	10	1.76
(1,37)	1:A:104:ARG:HG3	2:B:99:HIS:ND1	10	1.76
(1,37)	1:A:104:ARG:HG3	2:B:99:HIS:NE2	10	1.76
(1,37)	1:A:104:ARG:HG3	2:B:99:HIS:O	10	1.76
(1,37)	1:A:104:ARG:HG3	2:B:101:VAL:C	10	1.76
(1,37)	1:A:104:ARG:HG3	2:B:101:VAL:CA	10	1.76
(1,37)	1:A:104:ARG:HG3	2:B:101:VAL:CB	10	1.76
(1,37)	1:A:104:ARG:HG3	2:B:101:VAL:CG1	10	1.76
(1,37)	1:A:104:ARG:HG3	2:B:101:VAL:CG2	10	1.76
(1,37)	1:A:104:ARG:HG3	2:B:101:VAL:H	10	1.76

*Continued on next page...*

*Continued from previous page...*

Key	Atom-1	Atom-2	Model ID	Violation (Å)
(1,37)	1:A:104:ARG:HG3	2:B:101:VAL:HA	10	1.76
(1,37)	1:A:104:ARG:HG3	2:B:101:VAL:HB	10	1.76
(1,37)	1:A:104:ARG:HG3	2:B:101:VAL:HG11	10	1.76
(1,37)	1:A:104:ARG:HG3	2:B:101:VAL:HG12	10	1.76
(1,37)	1:A:104:ARG:HG3	2:B:101:VAL:HG13	10	1.76
(1,37)	1:A:104:ARG:HG3	2:B:101:VAL:HG21	10	1.76
(1,37)	1:A:104:ARG:HG3	2:B:101:VAL:HG22	10	1.76
(1,37)	1:A:104:ARG:HG3	2:B:101:VAL:HG23	10	1.76
(1,37)	1:A:104:ARG:HG3	2:B:101:VAL:N	10	1.76
(1,37)	1:A:104:ARG:HG3	2:B:101:VAL:O	10	1.76
(1,37)	1:A:104:ARG:HH11	2:B:75:ILE:C	10	1.76
(1,37)	1:A:104:ARG:HH11	2:B:75:ILE:CA	10	1.76
(1,37)	1:A:104:ARG:HH11	2:B:75:ILE:CB	10	1.76
(1,37)	1:A:104:ARG:HH11	2:B:75:ILE:CD1	10	1.76
(1,37)	1:A:104:ARG:HH11	2:B:75:ILE:CG1	10	1.76
(1,37)	1:A:104:ARG:HH11	2:B:75:ILE:CG2	10	1.76
(1,37)	1:A:104:ARG:HH11	2:B:75:ILE:H	10	1.76
(1,37)	1:A:104:ARG:HH11	2:B:75:ILE:HA	10	1.76
(1,37)	1:A:104:ARG:HH11	2:B:75:ILE:HB	10	1.76
(1,37)	1:A:104:ARG:HH11	2:B:75:ILE:HD11	10	1.76
(1,37)	1:A:104:ARG:HH11	2:B:75:ILE:HD12	10	1.76
(1,37)	1:A:104:ARG:HH11	2:B:75:ILE:HD13	10	1.76
(1,37)	1:A:104:ARG:HH11	2:B:75:ILE:HG12	10	1.76
(1,37)	1:A:104:ARG:HH11	2:B:75:ILE:HG13	10	1.76
(1,37)	1:A:104:ARG:HH11	2:B:75:ILE:HG21	10	1.76
(1,37)	1:A:104:ARG:HH11	2:B:75:ILE:HG22	10	1.76
(1,37)	1:A:104:ARG:HH11	2:B:75:ILE:HG23	10	1.76
(1,37)	1:A:104:ARG:HH11	2:B:75:ILE:N	10	1.76
(1,37)	1:A:104:ARG:HH11	2:B:75:ILE:O	10	1.76
(1,37)	1:A:104:ARG:HH11	2:B:77:ALA:C	10	1.76
(1,37)	1:A:104:ARG:HH11	2:B:77:ALA:CA	10	1.76
(1,37)	1:A:104:ARG:HH11	2:B:77:ALA:CB	10	1.76
(1,37)	1:A:104:ARG:HH11	2:B:77:ALA:H	10	1.76
(1,37)	1:A:104:ARG:HH11	2:B:77:ALA:HA	10	1.76
(1,37)	1:A:104:ARG:HH11	2:B:77:ALA:HB1	10	1.76
(1,37)	1:A:104:ARG:HH11	2:B:77:ALA:HB2	10	1.76
(1,37)	1:A:104:ARG:HH11	2:B:77:ALA:HB3	10	1.76
(1,37)	1:A:104:ARG:HH11	2:B:77:ALA:N	10	1.76
(1,37)	1:A:104:ARG:HH11	2:B:77:ALA:O	10	1.76
(1,37)	1:A:104:ARG:HH11	2:B:78:GLY:C	10	1.76
(1,37)	1:A:104:ARG:HH11	2:B:78:GLY:CA	10	1.76
(1,37)	1:A:104:ARG:HH11	2:B:78:GLY:H	10	1.76

*Continued on next page...*

*Continued from previous page...*

Key	Atom-1	Atom-2	Model ID	Violation (Å)
(1,37)	1:A:104:ARG:HH11	2:B:78:GLY:HA2	10	1.76
(1,37)	1:A:104:ARG:HH11	2:B:78:GLY:HA3	10	1.76
(1,37)	1:A:104:ARG:HH11	2:B:78:GLY:N	10	1.76
(1,37)	1:A:104:ARG:HH11	2:B:78:GLY:O	10	1.76
(1,37)	1:A:104:ARG:HH11	2:B:79:LYS:C	10	1.76
(1,37)	1:A:104:ARG:HH11	2:B:79:LYS:CA	10	1.76
(1,37)	1:A:104:ARG:HH11	2:B:79:LYS:CB	10	1.76
(1,37)	1:A:104:ARG:HH11	2:B:79:LYS:CD	10	1.76
(1,37)	1:A:104:ARG:HH11	2:B:79:LYS:CE	10	1.76
(1,37)	1:A:104:ARG:HH11	2:B:79:LYS:CG	10	1.76
(1,37)	1:A:104:ARG:HH11	2:B:79:LYS:H	10	1.76
(1,37)	1:A:104:ARG:HH11	2:B:79:LYS:HA	10	1.76
(1,37)	1:A:104:ARG:HH11	2:B:79:LYS:HB2	10	1.76
(1,37)	1:A:104:ARG:HH11	2:B:79:LYS:HB3	10	1.76
(1,37)	1:A:104:ARG:HH11	2:B:79:LYS:HD2	10	1.76
(1,37)	1:A:104:ARG:HH11	2:B:79:LYS:HD3	10	1.76
(1,37)	1:A:104:ARG:HH11	2:B:79:LYS:HE2	10	1.76
(1,37)	1:A:104:ARG:HH11	2:B:79:LYS:HE3	10	1.76
(1,37)	1:A:104:ARG:HH11	2:B:79:LYS:HG2	10	1.76
(1,37)	1:A:104:ARG:HH11	2:B:79:LYS:HG3	10	1.76
(1,37)	1:A:104:ARG:HH11	2:B:79:LYS:HZ1	10	1.76
(1,37)	1:A:104:ARG:HH11	2:B:79:LYS:HZ2	10	1.76
(1,37)	1:A:104:ARG:HH11	2:B:79:LYS:HZ3	10	1.76
(1,37)	1:A:104:ARG:HH11	2:B:79:LYS:N	10	1.76
(1,37)	1:A:104:ARG:HH11	2:B:79:LYS:NZ	10	1.76
(1,37)	1:A:104:ARG:HH11	2:B:79:LYS:O	10	1.76
(1,37)	1:A:104:ARG:HH11	2:B:80:ILE:C	10	1.76
(1,37)	1:A:104:ARG:HH11	2:B:80:ILE:CA	10	1.76
(1,37)	1:A:104:ARG:HH11	2:B:80:ILE:CB	10	1.76
(1,37)	1:A:104:ARG:HH11	2:B:80:ILE:CD1	10	1.76
(1,37)	1:A:104:ARG:HH11	2:B:80:ILE:CG1	10	1.76
(1,37)	1:A:104:ARG:HH11	2:B:80:ILE:CG2	10	1.76
(1,37)	1:A:104:ARG:HH11	2:B:80:ILE:H	10	1.76
(1,37)	1:A:104:ARG:HH11	2:B:80:ILE:HA	10	1.76
(1,37)	1:A:104:ARG:HH11	2:B:80:ILE:HB	10	1.76
(1,37)	1:A:104:ARG:HH11	2:B:80:ILE:HD11	10	1.76
(1,37)	1:A:104:ARG:HH11	2:B:80:ILE:HD12	10	1.76
(1,37)	1:A:104:ARG:HH11	2:B:80:ILE:HD13	10	1.76
(1,37)	1:A:104:ARG:HH11	2:B:80:ILE:HG12	10	1.76
(1,37)	1:A:104:ARG:HH11	2:B:80:ILE:HG13	10	1.76
(1,37)	1:A:104:ARG:HH11	2:B:80:ILE:HG21	10	1.76
(1,37)	1:A:104:ARG:HH11	2:B:80:ILE:HG22	10	1.76

*Continued on next page...*



*Continued from previous page...*

Key	Atom-1	Atom-2	Model ID	Violation (Å)
(1,37)	1:A:104:ARG:HH11	2:B:80:ILE:HG23	10	1.76
(1,37)	1:A:104:ARG:HH11	2:B:80:ILE:N	10	1.76
(1,37)	1:A:104:ARG:HH11	2:B:80:ILE:O	10	1.76
(1,37)	1:A:104:ARG:HH11	2:B:84:GLN:C	10	1.76
(1,37)	1:A:104:ARG:HH11	2:B:84:GLN:CA	10	1.76
(1,37)	1:A:104:ARG:HH11	2:B:84:GLN:CB	10	1.76
(1,37)	1:A:104:ARG:HH11	2:B:84:GLN:CD	10	1.76
(1,37)	1:A:104:ARG:HH11	2:B:84:GLN:CG	10	1.76
(1,37)	1:A:104:ARG:HH11	2:B:84:GLN:H	10	1.76
(1,37)	1:A:104:ARG:HH11	2:B:84:GLN:HA	10	1.76
(1,37)	1:A:104:ARG:HH11	2:B:84:GLN:HB2	10	1.76
(1,37)	1:A:104:ARG:HH11	2:B:84:GLN:HB3	10	1.76
(1,37)	1:A:104:ARG:HH11	2:B:84:GLN:HE21	10	1.76
(1,37)	1:A:104:ARG:HH11	2:B:84:GLN:HE22	10	1.76
(1,37)	1:A:104:ARG:HH11	2:B:84:GLN:HG2	10	1.76
(1,37)	1:A:104:ARG:HH11	2:B:84:GLN:HG3	10	1.76
(1,37)	1:A:104:ARG:HH11	2:B:84:GLN:N	10	1.76
(1,37)	1:A:104:ARG:HH11	2:B:84:GLN:NE2	10	1.76
(1,37)	1:A:104:ARG:HH11	2:B:84:GLN:O	10	1.76
(1,37)	1:A:104:ARG:HH11	2:B:84:GLN:OE1	10	1.76
(1,37)	1:A:104:ARG:HH11	2:B:97:THR:C	10	1.76
(1,37)	1:A:104:ARG:HH11	2:B:97:THR:CA	10	1.76
(1,37)	1:A:104:ARG:HH11	2:B:97:THR:CB	10	1.76
(1,37)	1:A:104:ARG:HH11	2:B:97:THR:CG2	10	1.76
(1,37)	1:A:104:ARG:HH11	2:B:97:THR:H	10	1.76
(1,37)	1:A:104:ARG:HH11	2:B:97:THR:HA	10	1.76
(1,37)	1:A:104:ARG:HH11	2:B:97:THR:HB	10	1.76
(1,37)	1:A:104:ARG:HH11	2:B:97:THR:HG1	10	1.76
(1,37)	1:A:104:ARG:HH11	2:B:97:THR:HG21	10	1.76
(1,37)	1:A:104:ARG:HH11	2:B:97:THR:HG22	10	1.76
(1,37)	1:A:104:ARG:HH11	2:B:97:THR:HG23	10	1.76
(1,37)	1:A:104:ARG:HH11	2:B:97:THR:N	10	1.76
(1,37)	1:A:104:ARG:HH11	2:B:97:THR:O	10	1.76
(1,37)	1:A:104:ARG:HH11	2:B:97:THR:OG1	10	1.76
(1,37)	1:A:104:ARG:HH11	2:B:99:HIS:C	10	1.76
(1,37)	1:A:104:ARG:HH11	2:B:99:HIS:CA	10	1.76
(1,37)	1:A:104:ARG:HH11	2:B:99:HIS:CB	10	1.76
(1,37)	1:A:104:ARG:HH11	2:B:99:HIS:CD2	10	1.76
(1,37)	1:A:104:ARG:HH11	2:B:99:HIS:CE1	10	1.76
(1,37)	1:A:104:ARG:HH11	2:B:99:HIS:CG	10	1.76
(1,37)	1:A:104:ARG:HH11	2:B:99:HIS:H	10	1.76
(1,37)	1:A:104:ARG:HH11	2:B:99:HIS:HA	10	1.76

*Continued on next page...*

*Continued from previous page...*

Key	Atom-1	Atom-2	Model ID	Violation (Å)
(1,37)	1:A:104:ARG:HH11	2:B:99:HIS:HB2	10	1.76
(1,37)	1:A:104:ARG:HH11	2:B:99:HIS:HB3	10	1.76
(1,37)	1:A:104:ARG:HH11	2:B:99:HIS:HD1	10	1.76
(1,37)	1:A:104:ARG:HH11	2:B:99:HIS:HD2	10	1.76
(1,37)	1:A:104:ARG:HH11	2:B:99:HIS:HE1	10	1.76
(1,37)	1:A:104:ARG:HH11	2:B:99:HIS:HE2	10	1.76
(1,37)	1:A:104:ARG:HH11	2:B:99:HIS:N	10	1.76
(1,37)	1:A:104:ARG:HH11	2:B:99:HIS:ND1	10	1.76
(1,37)	1:A:104:ARG:HH11	2:B:99:HIS:NE2	10	1.76
(1,37)	1:A:104:ARG:HH11	2:B:99:HIS:O	10	1.76
(1,37)	1:A:104:ARG:HH11	2:B:101:VAL:C	10	1.76
(1,37)	1:A:104:ARG:HH11	2:B:101:VAL:CA	10	1.76
(1,37)	1:A:104:ARG:HH11	2:B:101:VAL:CB	10	1.76
(1,37)	1:A:104:ARG:HH11	2:B:101:VAL:CG1	10	1.76
(1,37)	1:A:104:ARG:HH11	2:B:101:VAL:CG2	10	1.76
(1,37)	1:A:104:ARG:HH11	2:B:101:VAL:H	10	1.76
(1,37)	1:A:104:ARG:HH11	2:B:101:VAL:HA	10	1.76
(1,37)	1:A:104:ARG:HH11	2:B:101:VAL:HB	10	1.76
(1,37)	1:A:104:ARG:HH11	2:B:101:VAL:HG11	10	1.76
(1,37)	1:A:104:ARG:HH11	2:B:101:VAL:HG12	10	1.76
(1,37)	1:A:104:ARG:HH11	2:B:101:VAL:HG13	10	1.76
(1,37)	1:A:104:ARG:HH11	2:B:101:VAL:HG21	10	1.76
(1,37)	1:A:104:ARG:HH11	2:B:101:VAL:HG22	10	1.76
(1,37)	1:A:104:ARG:HH11	2:B:101:VAL:HG23	10	1.76
(1,37)	1:A:104:ARG:HH11	2:B:101:VAL:N	10	1.76
(1,37)	1:A:104:ARG:HH11	2:B:101:VAL:O	10	1.76
(1,37)	1:A:104:ARG:HH12	2:B:75:ILE:C	10	1.76
(1,37)	1:A:104:ARG:HH12	2:B:75:ILE:CA	10	1.76
(1,37)	1:A:104:ARG:HH12	2:B:75:ILE:CB	10	1.76
(1,37)	1:A:104:ARG:HH12	2:B:75:ILE:CD1	10	1.76
(1,37)	1:A:104:ARG:HH12	2:B:75:ILE:CG1	10	1.76
(1,37)	1:A:104:ARG:HH12	2:B:75:ILE:CG2	10	1.76
(1,37)	1:A:104:ARG:HH12	2:B:75:ILE:H	10	1.76
(1,37)	1:A:104:ARG:HH12	2:B:75:ILE:HA	10	1.76
(1,37)	1:A:104:ARG:HH12	2:B:75:ILE:HB	10	1.76
(1,37)	1:A:104:ARG:HH12	2:B:75:ILE:HD11	10	1.76
(1,37)	1:A:104:ARG:HH12	2:B:75:ILE:HD12	10	1.76
(1,37)	1:A:104:ARG:HH12	2:B:75:ILE:HD13	10	1.76
(1,37)	1:A:104:ARG:HH12	2:B:75:ILE:HG12	10	1.76
(1,37)	1:A:104:ARG:HH12	2:B:75:ILE:HG13	10	1.76
(1,37)	1:A:104:ARG:HH12	2:B:75:ILE:HG21	10	1.76
(1,37)	1:A:104:ARG:HH12	2:B:75:ILE:HG22	10	1.76

*Continued on next page...*

*Continued from previous page...*

Key	Atom-1	Atom-2	Model ID	Violation (Å)
(1,37)	1:A:104:ARG:HH12	2:B:75:ILE:HG23	10	1.76
(1,37)	1:A:104:ARG:HH12	2:B:75:ILE:N	10	1.76
(1,37)	1:A:104:ARG:HH12	2:B:75:ILE:O	10	1.76
(1,37)	1:A:104:ARG:HH12	2:B:77:ALA:C	10	1.76
(1,37)	1:A:104:ARG:HH12	2:B:77:ALA:CA	10	1.76
(1,37)	1:A:104:ARG:HH12	2:B:77:ALA:CB	10	1.76
(1,37)	1:A:104:ARG:HH12	2:B:77:ALA:H	10	1.76
(1,37)	1:A:104:ARG:HH12	2:B:77:ALA:HA	10	1.76
(1,37)	1:A:104:ARG:HH12	2:B:77:ALA:HB1	10	1.76
(1,37)	1:A:104:ARG:HH12	2:B:77:ALA:HB2	10	1.76
(1,37)	1:A:104:ARG:HH12	2:B:77:ALA:HB3	10	1.76
(1,37)	1:A:104:ARG:HH12	2:B:77:ALA:N	10	1.76
(1,37)	1:A:104:ARG:HH12	2:B:77:ALA:O	10	1.76
(1,37)	1:A:104:ARG:HH12	2:B:78:GLY:C	10	1.76
(1,37)	1:A:104:ARG:HH12	2:B:78:GLY:CA	10	1.76
(1,37)	1:A:104:ARG:HH12	2:B:78:GLY:H	10	1.76
(1,37)	1:A:104:ARG:HH12	2:B:78:GLY:HA2	10	1.76
(1,37)	1:A:104:ARG:HH12	2:B:78:GLY:HA3	10	1.76
(1,37)	1:A:104:ARG:HH12	2:B:78:GLY:N	10	1.76
(1,37)	1:A:104:ARG:HH12	2:B:78:GLY:O	10	1.76
(1,37)	1:A:104:ARG:HH12	2:B:79:LYS:C	10	1.76
(1,37)	1:A:104:ARG:HH12	2:B:79:LYS:CA	10	1.76
(1,37)	1:A:104:ARG:HH12	2:B:79:LYS:CB	10	1.76
(1,37)	1:A:104:ARG:HH12	2:B:79:LYS:CD	10	1.76
(1,37)	1:A:104:ARG:HH12	2:B:79:LYS:CE	10	1.76
(1,37)	1:A:104:ARG:HH12	2:B:79:LYS:CG	10	1.76
(1,37)	1:A:104:ARG:HH12	2:B:79:LYS:H	10	1.76
(1,37)	1:A:104:ARG:HH12	2:B:79:LYS:HA	10	1.76
(1,37)	1:A:104:ARG:HH12	2:B:79:LYS:HB2	10	1.76
(1,37)	1:A:104:ARG:HH12	2:B:79:LYS:HB3	10	1.76
(1,37)	1:A:104:ARG:HH12	2:B:79:LYS:HD2	10	1.76
(1,37)	1:A:104:ARG:HH12	2:B:79:LYS:HD3	10	1.76
(1,37)	1:A:104:ARG:HH12	2:B:79:LYS:HE2	10	1.76
(1,37)	1:A:104:ARG:HH12	2:B:79:LYS:HE3	10	1.76
(1,37)	1:A:104:ARG:HH12	2:B:79:LYS:HG2	10	1.76
(1,37)	1:A:104:ARG:HH12	2:B:79:LYS:HG3	10	1.76
(1,37)	1:A:104:ARG:HH12	2:B:79:LYS:HZ1	10	1.76
(1,37)	1:A:104:ARG:HH12	2:B:79:LYS:HZ2	10	1.76
(1,37)	1:A:104:ARG:HH12	2:B:79:LYS:HZ3	10	1.76
(1,37)	1:A:104:ARG:HH12	2:B:79:LYS:N	10	1.76
(1,37)	1:A:104:ARG:HH12	2:B:79:LYS:NZ	10	1.76
(1,37)	1:A:104:ARG:HH12	2:B:79:LYS:O	10	1.76

*Continued on next page...*

*Continued from previous page...*

Key	Atom-1	Atom-2	Model ID	Violation (Å)
(1,37)	1:A:104:ARG:HH12	2:B:80:ILE:C	10	1.76
(1,37)	1:A:104:ARG:HH12	2:B:80:ILE:CA	10	1.76
(1,37)	1:A:104:ARG:HH12	2:B:80:ILE:CB	10	1.76
(1,37)	1:A:104:ARG:HH12	2:B:80:ILE:CD1	10	1.76
(1,37)	1:A:104:ARG:HH12	2:B:80:ILE:CG1	10	1.76
(1,37)	1:A:104:ARG:HH12	2:B:80:ILE:CG2	10	1.76
(1,37)	1:A:104:ARG:HH12	2:B:80:ILE:H	10	1.76
(1,37)	1:A:104:ARG:HH12	2:B:80:ILE:HA	10	1.76
(1,37)	1:A:104:ARG:HH12	2:B:80:ILE:HB	10	1.76
(1,37)	1:A:104:ARG:HH12	2:B:80:ILE:HD11	10	1.76
(1,37)	1:A:104:ARG:HH12	2:B:80:ILE:HD12	10	1.76
(1,37)	1:A:104:ARG:HH12	2:B:80:ILE:HD13	10	1.76
(1,37)	1:A:104:ARG:HH12	2:B:80:ILE:HG12	10	1.76
(1,37)	1:A:104:ARG:HH12	2:B:80:ILE:HG13	10	1.76
(1,37)	1:A:104:ARG:HH12	2:B:80:ILE:HG21	10	1.76
(1,37)	1:A:104:ARG:HH12	2:B:80:ILE:HG22	10	1.76
(1,37)	1:A:104:ARG:HH12	2:B:80:ILE:HG23	10	1.76
(1,37)	1:A:104:ARG:HH12	2:B:80:ILE:N	10	1.76
(1,37)	1:A:104:ARG:HH12	2:B:80:ILE:O	10	1.76
(1,37)	1:A:104:ARG:HH12	2:B:84:GLN:C	10	1.76
(1,37)	1:A:104:ARG:HH12	2:B:84:GLN:CA	10	1.76
(1,37)	1:A:104:ARG:HH12	2:B:84:GLN:CB	10	1.76
(1,37)	1:A:104:ARG:HH12	2:B:84:GLN:CD	10	1.76
(1,37)	1:A:104:ARG:HH12	2:B:84:GLN:CG	10	1.76
(1,37)	1:A:104:ARG:HH12	2:B:84:GLN:H	10	1.76
(1,37)	1:A:104:ARG:HH12	2:B:84:GLN:HA	10	1.76
(1,37)	1:A:104:ARG:HH12	2:B:84:GLN:HB2	10	1.76
(1,37)	1:A:104:ARG:HH12	2:B:84:GLN:HB3	10	1.76
(1,37)	1:A:104:ARG:HH12	2:B:84:GLN:HE21	10	1.76
(1,37)	1:A:104:ARG:HH12	2:B:84:GLN:HE22	10	1.76
(1,37)	1:A:104:ARG:HH12	2:B:84:GLN:HG2	10	1.76
(1,37)	1:A:104:ARG:HH12	2:B:84:GLN:HG3	10	1.76
(1,37)	1:A:104:ARG:HH12	2:B:84:GLN:N	10	1.76
(1,37)	1:A:104:ARG:HH12	2:B:84:GLN:NE2	10	1.76
(1,37)	1:A:104:ARG:HH12	2:B:84:GLN:O	10	1.76
(1,37)	1:A:104:ARG:HH12	2:B:84:GLN:OE1	10	1.76
(1,37)	1:A:104:ARG:HH12	2:B:97:THR:C	10	1.76
(1,37)	1:A:104:ARG:HH12	2:B:97:THR:CA	10	1.76
(1,37)	1:A:104:ARG:HH12	2:B:97:THR:CB	10	1.76
(1,37)	1:A:104:ARG:HH12	2:B:97:THR:CG2	10	1.76
(1,37)	1:A:104:ARG:HH12	2:B:97:THR:H	10	1.76
(1,37)	1:A:104:ARG:HH12	2:B:97:THR:HA	10	1.76

*Continued on next page...*

*Continued from previous page...*

Key	Atom-1	Atom-2	Model ID	Violation (Å)
(1,37)	1:A:104:ARG:HH12	2:B:97:THR:HB	10	1.76
(1,37)	1:A:104:ARG:HH12	2:B:97:THR:HG1	10	1.76
(1,37)	1:A:104:ARG:HH12	2:B:97:THR:HG21	10	1.76
(1,37)	1:A:104:ARG:HH12	2:B:97:THR:HG22	10	1.76
(1,37)	1:A:104:ARG:HH12	2:B:97:THR:HG23	10	1.76
(1,37)	1:A:104:ARG:HH12	2:B:97:THR:N	10	1.76
(1,37)	1:A:104:ARG:HH12	2:B:97:THR:O	10	1.76
(1,37)	1:A:104:ARG:HH12	2:B:97:THR:OG1	10	1.76
(1,37)	1:A:104:ARG:HH12	2:B:99:HIS:C	10	1.76
(1,37)	1:A:104:ARG:HH12	2:B:99:HIS:CA	10	1.76
(1,37)	1:A:104:ARG:HH12	2:B:99:HIS:CB	10	1.76
(1,37)	1:A:104:ARG:HH12	2:B:99:HIS:CD2	10	1.76
(1,37)	1:A:104:ARG:HH12	2:B:99:HIS:CE1	10	1.76
(1,37)	1:A:104:ARG:HH12	2:B:99:HIS:CG	10	1.76
(1,37)	1:A:104:ARG:HH12	2:B:99:HIS:H	10	1.76
(1,37)	1:A:104:ARG:HH12	2:B:99:HIS:HA	10	1.76
(1,37)	1:A:104:ARG:HH12	2:B:99:HIS:HB2	10	1.76
(1,37)	1:A:104:ARG:HH12	2:B:99:HIS:HB3	10	1.76
(1,37)	1:A:104:ARG:HH12	2:B:99:HIS:HD1	10	1.76
(1,37)	1:A:104:ARG:HH12	2:B:99:HIS:HD2	10	1.76
(1,37)	1:A:104:ARG:HH12	2:B:99:HIS:HE1	10	1.76
(1,37)	1:A:104:ARG:HH12	2:B:99:HIS:HE2	10	1.76
(1,37)	1:A:104:ARG:HH12	2:B:99:HIS:N	10	1.76
(1,37)	1:A:104:ARG:HH12	2:B:99:HIS:ND1	10	1.76
(1,37)	1:A:104:ARG:HH12	2:B:99:HIS:NE2	10	1.76
(1,37)	1:A:104:ARG:HH12	2:B:99:HIS:O	10	1.76
(1,37)	1:A:104:ARG:HH12	2:B:101:VAL:C	10	1.76
(1,37)	1:A:104:ARG:HH12	2:B:101:VAL:CA	10	1.76
(1,37)	1:A:104:ARG:HH12	2:B:101:VAL:CB	10	1.76
(1,37)	1:A:104:ARG:HH12	2:B:101:VAL:CG1	10	1.76
(1,37)	1:A:104:ARG:HH12	2:B:101:VAL:CG2	10	1.76
(1,37)	1:A:104:ARG:HH12	2:B:101:VAL:H	10	1.76
(1,37)	1:A:104:ARG:HH12	2:B:101:VAL:HA	10	1.76
(1,37)	1:A:104:ARG:HH12	2:B:101:VAL:HB	10	1.76
(1,37)	1:A:104:ARG:HH12	2:B:101:VAL:HG11	10	1.76
(1,37)	1:A:104:ARG:HH12	2:B:101:VAL:HG12	10	1.76
(1,37)	1:A:104:ARG:HH12	2:B:101:VAL:HG13	10	1.76
(1,37)	1:A:104:ARG:HH12	2:B:101:VAL:HG21	10	1.76
(1,37)	1:A:104:ARG:HH12	2:B:101:VAL:HG22	10	1.76
(1,37)	1:A:104:ARG:HH12	2:B:101:VAL:HG23	10	1.76
(1,37)	1:A:104:ARG:HH12	2:B:101:VAL:N	10	1.76
(1,37)	1:A:104:ARG:HH12	2:B:101:VAL:O	10	1.76

*Continued on next page...*

*Continued from previous page...*

Key	Atom-1	Atom-2	Model ID	Violation (Å)
(1,37)	1:A:104:ARG:HH21	2:B:75:ILE:C	10	1.76
(1,37)	1:A:104:ARG:HH21	2:B:75:ILE:CA	10	1.76
(1,37)	1:A:104:ARG:HH21	2:B:75:ILE:CB	10	1.76
(1,37)	1:A:104:ARG:HH21	2:B:75:ILE:CD1	10	1.76
(1,37)	1:A:104:ARG:HH21	2:B:75:ILE:CG1	10	1.76
(1,37)	1:A:104:ARG:HH21	2:B:75:ILE:CG2	10	1.76
(1,37)	1:A:104:ARG:HH21	2:B:75:ILE:H	10	1.76
(1,37)	1:A:104:ARG:HH21	2:B:75:ILE:HA	10	1.76
(1,37)	1:A:104:ARG:HH21	2:B:75:ILE:HB	10	1.76
(1,37)	1:A:104:ARG:HH21	2:B:75:ILE:HD11	10	1.76
(1,37)	1:A:104:ARG:HH21	2:B:75:ILE:HD12	10	1.76
(1,37)	1:A:104:ARG:HH21	2:B:75:ILE:HD13	10	1.76
(1,37)	1:A:104:ARG:HH21	2:B:75:ILE:HG12	10	1.76
(1,37)	1:A:104:ARG:HH21	2:B:75:ILE:HG13	10	1.76
(1,37)	1:A:104:ARG:HH21	2:B:75:ILE:HG21	10	1.76
(1,37)	1:A:104:ARG:HH21	2:B:75:ILE:HG22	10	1.76
(1,37)	1:A:104:ARG:HH21	2:B:75:ILE:HG23	10	1.76
(1,37)	1:A:104:ARG:HH21	2:B:75:ILE:N	10	1.76
(1,37)	1:A:104:ARG:HH21	2:B:75:ILE:O	10	1.76
(1,37)	1:A:104:ARG:HH21	2:B:77:ALA:C	10	1.76
(1,37)	1:A:104:ARG:HH21	2:B:77:ALA:CA	10	1.76
(1,37)	1:A:104:ARG:HH21	2:B:77:ALA:CB	10	1.76
(1,37)	1:A:104:ARG:HH21	2:B:77:ALA:H	10	1.76
(1,37)	1:A:104:ARG:HH21	2:B:77:ALA:HA	10	1.76
(1,37)	1:A:104:ARG:HH21	2:B:77:ALA:HB1	10	1.76
(1,37)	1:A:104:ARG:HH21	2:B:77:ALA:HB2	10	1.76
(1,37)	1:A:104:ARG:HH21	2:B:77:ALA:HB3	10	1.76
(1,37)	1:A:104:ARG:HH21	2:B:77:ALA:N	10	1.76
(1,37)	1:A:104:ARG:HH21	2:B:77:ALA:O	10	1.76
(1,37)	1:A:104:ARG:HH21	2:B:78:GLY:C	10	1.76
(1,37)	1:A:104:ARG:HH21	2:B:78:GLY:CA	10	1.76
(1,37)	1:A:104:ARG:HH21	2:B:78:GLY:H	10	1.76
(1,37)	1:A:104:ARG:HH21	2:B:78:GLY:HA2	10	1.76
(1,37)	1:A:104:ARG:HH21	2:B:78:GLY:HA3	10	1.76
(1,37)	1:A:104:ARG:HH21	2:B:78:GLY:N	10	1.76
(1,37)	1:A:104:ARG:HH21	2:B:78:GLY:O	10	1.76
(1,37)	1:A:104:ARG:HH21	2:B:79:LYS:C	10	1.76
(1,37)	1:A:104:ARG:HH21	2:B:79:LYS:CA	10	1.76
(1,37)	1:A:104:ARG:HH21	2:B:79:LYS:CB	10	1.76
(1,37)	1:A:104:ARG:HH21	2:B:79:LYS:CD	10	1.76
(1,37)	1:A:104:ARG:HH21	2:B:79:LYS:CE	10	1.76
(1,37)	1:A:104:ARG:HH21	2:B:79:LYS:CG	10	1.76

*Continued on next page...*

*Continued from previous page...*

Key	Atom-1	Atom-2	Model ID	Violation (Å)
(1,37)	1:A:104:ARG:HH21	2:B:79:LYS:H	10	1.76
(1,37)	1:A:104:ARG:HH21	2:B:79:LYS:HA	10	1.76
(1,37)	1:A:104:ARG:HH21	2:B:79:LYS:HB2	10	1.76
(1,37)	1:A:104:ARG:HH21	2:B:79:LYS:HB3	10	1.76
(1,37)	1:A:104:ARG:HH21	2:B:79:LYS:HD2	10	1.76
(1,37)	1:A:104:ARG:HH21	2:B:79:LYS:HD3	10	1.76
(1,37)	1:A:104:ARG:HH21	2:B:79:LYS:HE2	10	1.76
(1,37)	1:A:104:ARG:HH21	2:B:79:LYS:HE3	10	1.76
(1,37)	1:A:104:ARG:HH21	2:B:79:LYS:HG2	10	1.76
(1,37)	1:A:104:ARG:HH21	2:B:79:LYS:HG3	10	1.76
(1,37)	1:A:104:ARG:HH21	2:B:79:LYS:HZ1	10	1.76
(1,37)	1:A:104:ARG:HH21	2:B:79:LYS:HZ2	10	1.76
(1,37)	1:A:104:ARG:HH21	2:B:79:LYS:HZ3	10	1.76
(1,37)	1:A:104:ARG:HH21	2:B:79:LYS:N	10	1.76
(1,37)	1:A:104:ARG:HH21	2:B:79:LYS:NZ	10	1.76
(1,37)	1:A:104:ARG:HH21	2:B:79:LYS:O	10	1.76
(1,37)	1:A:104:ARG:HH21	2:B:80:ILE:C	10	1.76
(1,37)	1:A:104:ARG:HH21	2:B:80:ILE:CA	10	1.76
(1,37)	1:A:104:ARG:HH21	2:B:80:ILE:CB	10	1.76
(1,37)	1:A:104:ARG:HH21	2:B:80:ILE:CD1	10	1.76
(1,37)	1:A:104:ARG:HH21	2:B:80:ILE:CG1	10	1.76
(1,37)	1:A:104:ARG:HH21	2:B:80:ILE:CG2	10	1.76
(1,37)	1:A:104:ARG:HH21	2:B:80:ILE:H	10	1.76
(1,37)	1:A:104:ARG:HH21	2:B:80:ILE:HA	10	1.76
(1,37)	1:A:104:ARG:HH21	2:B:80:ILE:HB	10	1.76
(1,37)	1:A:104:ARG:HH21	2:B:80:ILE:HD11	10	1.76
(1,37)	1:A:104:ARG:HH21	2:B:80:ILE:HD12	10	1.76
(1,37)	1:A:104:ARG:HH21	2:B:80:ILE:HD13	10	1.76
(1,37)	1:A:104:ARG:HH21	2:B:80:ILE:HG12	10	1.76
(1,37)	1:A:104:ARG:HH21	2:B:80:ILE:HG13	10	1.76
(1,37)	1:A:104:ARG:HH21	2:B:80:ILE:HG21	10	1.76
(1,37)	1:A:104:ARG:HH21	2:B:80:ILE:HG22	10	1.76
(1,37)	1:A:104:ARG:HH21	2:B:80:ILE:HG23	10	1.76
(1,37)	1:A:104:ARG:HH21	2:B:80:ILE:N	10	1.76
(1,37)	1:A:104:ARG:HH21	2:B:80:ILE:O	10	1.76
(1,37)	1:A:104:ARG:HH21	2:B:84:GLN:C	10	1.76
(1,37)	1:A:104:ARG:HH21	2:B:84:GLN:CA	10	1.76
(1,37)	1:A:104:ARG:HH21	2:B:84:GLN:CB	10	1.76
(1,37)	1:A:104:ARG:HH21	2:B:84:GLN:CD	10	1.76
(1,37)	1:A:104:ARG:HH21	2:B:84:GLN:CG	10	1.76
(1,37)	1:A:104:ARG:HH21	2:B:84:GLN:H	10	1.76
(1,37)	1:A:104:ARG:HH21	2:B:84:GLN:HA	10	1.76

*Continued on next page...*

*Continued from previous page...*

Key	Atom-1	Atom-2	Model ID	Violation (Å)
(1,37)	1:A:104:ARG:HH21	2:B:84:GLN:HB2	10	1.76
(1,37)	1:A:104:ARG:HH21	2:B:84:GLN:HB3	10	1.76
(1,37)	1:A:104:ARG:HH21	2:B:84:GLN:HE21	10	1.76
(1,37)	1:A:104:ARG:HH21	2:B:84:GLN:HE22	10	1.76
(1,37)	1:A:104:ARG:HH21	2:B:84:GLN:HG2	10	1.76
(1,37)	1:A:104:ARG:HH21	2:B:84:GLN:HG3	10	1.76
(1,37)	1:A:104:ARG:HH21	2:B:84:GLN:N	10	1.76
(1,37)	1:A:104:ARG:HH21	2:B:84:GLN:NE2	10	1.76
(1,37)	1:A:104:ARG:HH21	2:B:84:GLN:O	10	1.76
(1,37)	1:A:104:ARG:HH21	2:B:84:GLN:OE1	10	1.76
(1,37)	1:A:104:ARG:HH21	2:B:97:THR:C	10	1.76
(1,37)	1:A:104:ARG:HH21	2:B:97:THR:CA	10	1.76
(1,37)	1:A:104:ARG:HH21	2:B:97:THR:CB	10	1.76
(1,37)	1:A:104:ARG:HH21	2:B:97:THR:CG2	10	1.76
(1,37)	1:A:104:ARG:HH21	2:B:97:THR:H	10	1.76
(1,37)	1:A:104:ARG:HH21	2:B:97:THR:HA	10	1.76
(1,37)	1:A:104:ARG:HH21	2:B:97:THR:HB	10	1.76
(1,37)	1:A:104:ARG:HH21	2:B:97:THR:HG1	10	1.76
(1,37)	1:A:104:ARG:HH21	2:B:97:THR:HG21	10	1.76
(1,37)	1:A:104:ARG:HH21	2:B:97:THR:HG22	10	1.76
(1,37)	1:A:104:ARG:HH21	2:B:97:THR:HG23	10	1.76
(1,37)	1:A:104:ARG:HH21	2:B:97:THR:N	10	1.76
(1,37)	1:A:104:ARG:HH21	2:B:97:THR:O	10	1.76
(1,37)	1:A:104:ARG:HH21	2:B:97:THR:OG1	10	1.76
(1,37)	1:A:104:ARG:HH21	2:B:99:HIS:C	10	1.76
(1,37)	1:A:104:ARG:HH21	2:B:99:HIS:CA	10	1.76
(1,37)	1:A:104:ARG:HH21	2:B:99:HIS:CB	10	1.76
(1,37)	1:A:104:ARG:HH21	2:B:99:HIS:CD2	10	1.76
(1,37)	1:A:104:ARG:HH21	2:B:99:HIS:CE1	10	1.76
(1,37)	1:A:104:ARG:HH21	2:B:99:HIS:CG	10	1.76
(1,37)	1:A:104:ARG:HH21	2:B:99:HIS:H	10	1.76
(1,37)	1:A:104:ARG:HH21	2:B:99:HIS:HA	10	1.76
(1,37)	1:A:104:ARG:HH21	2:B:99:HIS:HB2	10	1.76
(1,37)	1:A:104:ARG:HH21	2:B:99:HIS:HB3	10	1.76
(1,37)	1:A:104:ARG:HH21	2:B:99:HIS:HD1	10	1.76
(1,37)	1:A:104:ARG:HH21	2:B:99:HIS:HD2	10	1.76
(1,37)	1:A:104:ARG:HH21	2:B:99:HIS:HE1	10	1.76
(1,37)	1:A:104:ARG:HH21	2:B:99:HIS:HE2	10	1.76
(1,37)	1:A:104:ARG:HH21	2:B:99:HIS:N	10	1.76
(1,37)	1:A:104:ARG:HH21	2:B:99:HIS:ND1	10	1.76
(1,37)	1:A:104:ARG:HH21	2:B:99:HIS:NE2	10	1.76
(1,37)	1:A:104:ARG:HH21	2:B:99:HIS:O	10	1.76

*Continued on next page...*



*Continued from previous page...*

Key	Atom-1	Atom-2	Model ID	Violation (Å)
(1,37)	1:A:104:ARG:HH21	2:B:101:VAL:C	10	1.76
(1,37)	1:A:104:ARG:HH21	2:B:101:VAL:CA	10	1.76
(1,37)	1:A:104:ARG:HH21	2:B:101:VAL:CB	10	1.76
(1,37)	1:A:104:ARG:HH21	2:B:101:VAL:CG1	10	1.76
(1,37)	1:A:104:ARG:HH21	2:B:101:VAL:CG2	10	1.76
(1,37)	1:A:104:ARG:HH21	2:B:101:VAL:H	10	1.76
(1,37)	1:A:104:ARG:HH21	2:B:101:VAL:HA	10	1.76
(1,37)	1:A:104:ARG:HH21	2:B:101:VAL:HB	10	1.76
(1,37)	1:A:104:ARG:HH21	2:B:101:VAL:HG11	10	1.76
(1,37)	1:A:104:ARG:HH21	2:B:101:VAL:HG12	10	1.76
(1,37)	1:A:104:ARG:HH21	2:B:101:VAL:HG13	10	1.76
(1,37)	1:A:104:ARG:HH21	2:B:101:VAL:HG21	10	1.76
(1,37)	1:A:104:ARG:HH21	2:B:101:VAL:HG22	10	1.76
(1,37)	1:A:104:ARG:HH21	2:B:101:VAL:HG23	10	1.76
(1,37)	1:A:104:ARG:HH21	2:B:101:VAL:N	10	1.76
(1,37)	1:A:104:ARG:HH21	2:B:101:VAL:O	10	1.76
(1,37)	1:A:104:ARG:HH22	2:B:75:ILE:C	10	1.76
(1,37)	1:A:104:ARG:HH22	2:B:75:ILE:CA	10	1.76
(1,37)	1:A:104:ARG:HH22	2:B:75:ILE:CB	10	1.76
(1,37)	1:A:104:ARG:HH22	2:B:75:ILE:CD1	10	1.76
(1,37)	1:A:104:ARG:HH22	2:B:75:ILE:CG1	10	1.76
(1,37)	1:A:104:ARG:HH22	2:B:75:ILE:CG2	10	1.76
(1,37)	1:A:104:ARG:HH22	2:B:75:ILE:H	10	1.76
(1,37)	1:A:104:ARG:HH22	2:B:75:ILE:HA	10	1.76
(1,37)	1:A:104:ARG:HH22	2:B:75:ILE:HB	10	1.76
(1,37)	1:A:104:ARG:HH22	2:B:75:ILE:HD11	10	1.76
(1,37)	1:A:104:ARG:HH22	2:B:75:ILE:HD12	10	1.76
(1,37)	1:A:104:ARG:HH22	2:B:75:ILE:HD13	10	1.76
(1,37)	1:A:104:ARG:HH22	2:B:75:ILE:HG12	10	1.76
(1,37)	1:A:104:ARG:HH22	2:B:75:ILE:HG13	10	1.76
(1,37)	1:A:104:ARG:HH22	2:B:75:ILE:HG21	10	1.76
(1,37)	1:A:104:ARG:HH22	2:B:75:ILE:HG22	10	1.76
(1,37)	1:A:104:ARG:HH22	2:B:75:ILE:HG23	10	1.76
(1,37)	1:A:104:ARG:HH22	2:B:75:ILE:N	10	1.76
(1,37)	1:A:104:ARG:HH22	2:B:75:ILE:O	10	1.76
(1,37)	1:A:104:ARG:HH22	2:B:77:ALA:C	10	1.76
(1,37)	1:A:104:ARG:HH22	2:B:77:ALA:CA	10	1.76
(1,37)	1:A:104:ARG:HH22	2:B:77:ALA:CB	10	1.76
(1,37)	1:A:104:ARG:HH22	2:B:77:ALA:H	10	1.76
(1,37)	1:A:104:ARG:HH22	2:B:77:ALA:HA	10	1.76
(1,37)	1:A:104:ARG:HH22	2:B:77:ALA:HB1	10	1.76
(1,37)	1:A:104:ARG:HH22	2:B:77:ALA:HB2	10	1.76

*Continued on next page...*

*Continued from previous page...*

Key	Atom-1	Atom-2	Model ID	Violation (Å)
(1,37)	1:A:104:ARG:HH22	2:B:77:ALA:HB3	10	1.76
(1,37)	1:A:104:ARG:HH22	2:B:77:ALA:N	10	1.76
(1,37)	1:A:104:ARG:HH22	2:B:77:ALA:O	10	1.76
(1,37)	1:A:104:ARG:HH22	2:B:78:GLY:C	10	1.76
(1,37)	1:A:104:ARG:HH22	2:B:78:GLY:CA	10	1.76
(1,37)	1:A:104:ARG:HH22	2:B:78:GLY:H	10	1.76
(1,37)	1:A:104:ARG:HH22	2:B:78:GLY:HA2	10	1.76
(1,37)	1:A:104:ARG:HH22	2:B:78:GLY:HA3	10	1.76
(1,37)	1:A:104:ARG:HH22	2:B:78:GLY:N	10	1.76
(1,37)	1:A:104:ARG:HH22	2:B:78:GLY:O	10	1.76
(1,37)	1:A:104:ARG:HH22	2:B:79:LYS:C	10	1.76
(1,37)	1:A:104:ARG:HH22	2:B:79:LYS:CA	10	1.76
(1,37)	1:A:104:ARG:HH22	2:B:79:LYS:CB	10	1.76
(1,37)	1:A:104:ARG:HH22	2:B:79:LYS:CD	10	1.76
(1,37)	1:A:104:ARG:HH22	2:B:79:LYS:CE	10	1.76
(1,37)	1:A:104:ARG:HH22	2:B:79:LYS:CG	10	1.76
(1,37)	1:A:104:ARG:HH22	2:B:79:LYS:H	10	1.76
(1,37)	1:A:104:ARG:HH22	2:B:79:LYS:HA	10	1.76
(1,37)	1:A:104:ARG:HH22	2:B:79:LYS:HB2	10	1.76
(1,37)	1:A:104:ARG:HH22	2:B:79:LYS:HB3	10	1.76
(1,37)	1:A:104:ARG:HH22	2:B:79:LYS:HD2	10	1.76
(1,37)	1:A:104:ARG:HH22	2:B:79:LYS:HD3	10	1.76
(1,37)	1:A:104:ARG:HH22	2:B:79:LYS:HE2	10	1.76
(1,37)	1:A:104:ARG:HH22	2:B:79:LYS:HE3	10	1.76
(1,37)	1:A:104:ARG:HH22	2:B:79:LYS:HG2	10	1.76
(1,37)	1:A:104:ARG:HH22	2:B:79:LYS:HG3	10	1.76
(1,37)	1:A:104:ARG:HH22	2:B:79:LYS:HZ1	10	1.76
(1,37)	1:A:104:ARG:HH22	2:B:79:LYS:HZ2	10	1.76
(1,37)	1:A:104:ARG:HH22	2:B:79:LYS:HZ3	10	1.76
(1,37)	1:A:104:ARG:HH22	2:B:79:LYS:N	10	1.76
(1,37)	1:A:104:ARG:HH22	2:B:79:LYS:NZ	10	1.76
(1,37)	1:A:104:ARG:HH22	2:B:79:LYS:O	10	1.76
(1,37)	1:A:104:ARG:HH22	2:B:80:ILE:C	10	1.76
(1,37)	1:A:104:ARG:HH22	2:B:80:ILE:CA	10	1.76
(1,37)	1:A:104:ARG:HH22	2:B:80:ILE:CB	10	1.76
(1,37)	1:A:104:ARG:HH22	2:B:80:ILE:CD1	10	1.76
(1,37)	1:A:104:ARG:HH22	2:B:80:ILE:CG1	10	1.76
(1,37)	1:A:104:ARG:HH22	2:B:80:ILE:CG2	10	1.76
(1,37)	1:A:104:ARG:HH22	2:B:80:ILE:H	10	1.76
(1,37)	1:A:104:ARG:HH22	2:B:80:ILE:HA	10	1.76
(1,37)	1:A:104:ARG:HH22	2:B:80:ILE:HB	10	1.76
(1,37)	1:A:104:ARG:HH22	2:B:80:ILE:HD11	10	1.76

*Continued on next page...*

*Continued from previous page...*

Key	Atom-1	Atom-2	Model ID	Violation (Å)
(1,37)	1:A:104:ARG:HH22	2:B:80:ILE:HD12	10	1.76
(1,37)	1:A:104:ARG:HH22	2:B:80:ILE:HD13	10	1.76
(1,37)	1:A:104:ARG:HH22	2:B:80:ILE:HG12	10	1.76
(1,37)	1:A:104:ARG:HH22	2:B:80:ILE:HG13	10	1.76
(1,37)	1:A:104:ARG:HH22	2:B:80:ILE:HG21	10	1.76
(1,37)	1:A:104:ARG:HH22	2:B:80:ILE:HG22	10	1.76
(1,37)	1:A:104:ARG:HH22	2:B:80:ILE:HG23	10	1.76
(1,37)	1:A:104:ARG:HH22	2:B:80:ILE:N	10	1.76
(1,37)	1:A:104:ARG:HH22	2:B:80:ILE:O	10	1.76
(1,37)	1:A:104:ARG:HH22	2:B:84:GLN:C	10	1.76
(1,37)	1:A:104:ARG:HH22	2:B:84:GLN:CA	10	1.76
(1,37)	1:A:104:ARG:HH22	2:B:84:GLN:CB	10	1.76
(1,37)	1:A:104:ARG:HH22	2:B:84:GLN:CD	10	1.76
(1,37)	1:A:104:ARG:HH22	2:B:84:GLN:CG	10	1.76
(1,37)	1:A:104:ARG:HH22	2:B:84:GLN:H	10	1.76
(1,37)	1:A:104:ARG:HH22	2:B:84:GLN:HA	10	1.76
(1,37)	1:A:104:ARG:HH22	2:B:84:GLN:HB2	10	1.76
(1,37)	1:A:104:ARG:HH22	2:B:84:GLN:HB3	10	1.76
(1,37)	1:A:104:ARG:HH22	2:B:84:GLN:HE21	10	1.76
(1,37)	1:A:104:ARG:HH22	2:B:84:GLN:HE22	10	1.76
(1,37)	1:A:104:ARG:HH22	2:B:84:GLN:HG2	10	1.76
(1,37)	1:A:104:ARG:HH22	2:B:84:GLN:HG3	10	1.76
(1,37)	1:A:104:ARG:HH22	2:B:84:GLN:N	10	1.76
(1,37)	1:A:104:ARG:HH22	2:B:84:GLN:NE2	10	1.76
(1,37)	1:A:104:ARG:HH22	2:B:84:GLN:O	10	1.76
(1,37)	1:A:104:ARG:HH22	2:B:84:GLN:OE1	10	1.76
(1,37)	1:A:104:ARG:HH22	2:B:97:THR:C	10	1.76
(1,37)	1:A:104:ARG:HH22	2:B:97:THR:CA	10	1.76
(1,37)	1:A:104:ARG:HH22	2:B:97:THR:CB	10	1.76
(1,37)	1:A:104:ARG:HH22	2:B:97:THR:CG2	10	1.76
(1,37)	1:A:104:ARG:HH22	2:B:97:THR:H	10	1.76
(1,37)	1:A:104:ARG:HH22	2:B:97:THR:HA	10	1.76
(1,37)	1:A:104:ARG:HH22	2:B:97:THR:HB	10	1.76
(1,37)	1:A:104:ARG:HH22	2:B:97:THR:HG1	10	1.76
(1,37)	1:A:104:ARG:HH22	2:B:97:THR:HG21	10	1.76
(1,37)	1:A:104:ARG:HH22	2:B:97:THR:HG22	10	1.76
(1,37)	1:A:104:ARG:HH22	2:B:97:THR:HG23	10	1.76
(1,37)	1:A:104:ARG:HH22	2:B:97:THR:N	10	1.76
(1,37)	1:A:104:ARG:HH22	2:B:97:THR:O	10	1.76
(1,37)	1:A:104:ARG:HH22	2:B:97:THR:OG1	10	1.76
(1,37)	1:A:104:ARG:HH22	2:B:99:HIS:C	10	1.76
(1,37)	1:A:104:ARG:HH22	2:B:99:HIS:CA	10	1.76

*Continued on next page...*

*Continued from previous page...*

Key	Atom-1	Atom-2	Model ID	Violation (Å)
(1,37)	1:A:104:ARG:HH22	2:B:99:HIS:CB	10	1.76
(1,37)	1:A:104:ARG:HH22	2:B:99:HIS:CD2	10	1.76
(1,37)	1:A:104:ARG:HH22	2:B:99:HIS:CE1	10	1.76
(1,37)	1:A:104:ARG:HH22	2:B:99:HIS:CG	10	1.76
(1,37)	1:A:104:ARG:HH22	2:B:99:HIS:H	10	1.76
(1,37)	1:A:104:ARG:HH22	2:B:99:HIS:HA	10	1.76
(1,37)	1:A:104:ARG:HH22	2:B:99:HIS:HB2	10	1.76
(1,37)	1:A:104:ARG:HH22	2:B:99:HIS:HB3	10	1.76
(1,37)	1:A:104:ARG:HH22	2:B:99:HIS:HD1	10	1.76
(1,37)	1:A:104:ARG:HH22	2:B:99:HIS:HD2	10	1.76
(1,37)	1:A:104:ARG:HH22	2:B:99:HIS:HE1	10	1.76
(1,37)	1:A:104:ARG:HH22	2:B:99:HIS:HE2	10	1.76
(1,37)	1:A:104:ARG:HH22	2:B:99:HIS:N	10	1.76
(1,37)	1:A:104:ARG:HH22	2:B:99:HIS:ND1	10	1.76
(1,37)	1:A:104:ARG:HH22	2:B:99:HIS:NE2	10	1.76
(1,37)	1:A:104:ARG:HH22	2:B:99:HIS:O	10	1.76
(1,37)	1:A:104:ARG:HH22	2:B:101:VAL:C	10	1.76
(1,37)	1:A:104:ARG:HH22	2:B:101:VAL:CA	10	1.76
(1,37)	1:A:104:ARG:HH22	2:B:101:VAL:CB	10	1.76
(1,37)	1:A:104:ARG:HH22	2:B:101:VAL:CG1	10	1.76
(1,37)	1:A:104:ARG:HH22	2:B:101:VAL:CG2	10	1.76
(1,37)	1:A:104:ARG:HH22	2:B:101:VAL:H	10	1.76
(1,37)	1:A:104:ARG:HH22	2:B:101:VAL:HA	10	1.76
(1,37)	1:A:104:ARG:HH22	2:B:101:VAL:HB	10	1.76
(1,37)	1:A:104:ARG:HH22	2:B:101:VAL:HG11	10	1.76
(1,37)	1:A:104:ARG:HH22	2:B:101:VAL:HG12	10	1.76
(1,37)	1:A:104:ARG:HH22	2:B:101:VAL:HG13	10	1.76
(1,37)	1:A:104:ARG:HH22	2:B:101:VAL:HG21	10	1.76
(1,37)	1:A:104:ARG:HH22	2:B:101:VAL:HG22	10	1.76
(1,37)	1:A:104:ARG:HH22	2:B:101:VAL:HG23	10	1.76
(1,37)	1:A:104:ARG:HH22	2:B:101:VAL:N	10	1.76
(1,37)	1:A:104:ARG:HH22	2:B:101:VAL:O	10	1.76
(1,37)	1:A:104:ARG:N	2:B:75:ILE:C	10	1.76
(1,37)	1:A:104:ARG:N	2:B:75:ILE:CA	10	1.76
(1,37)	1:A:104:ARG:N	2:B:75:ILE:CB	10	1.76
(1,37)	1:A:104:ARG:N	2:B:75:ILE:CD1	10	1.76
(1,37)	1:A:104:ARG:N	2:B:75:ILE:CG1	10	1.76
(1,37)	1:A:104:ARG:N	2:B:75:ILE:CG2	10	1.76
(1,37)	1:A:104:ARG:N	2:B:75:ILE:H	10	1.76
(1,37)	1:A:104:ARG:N	2:B:75:ILE:HA	10	1.76
(1,37)	1:A:104:ARG:N	2:B:75:ILE:HB	10	1.76
(1,37)	1:A:104:ARG:N	2:B:75:ILE:HD11	10	1.76

*Continued on next page...*

*Continued from previous page...*

Key	Atom-1	Atom-2	Model ID	Violation (Å)
(1,37)	1:A:104:ARG:N	2:B:75:ILE:HD12	10	1.76
(1,37)	1:A:104:ARG:N	2:B:75:ILE:HD13	10	1.76
(1,37)	1:A:104:ARG:N	2:B:75:ILE:HG12	10	1.76
(1,37)	1:A:104:ARG:N	2:B:75:ILE:HG13	10	1.76
(1,37)	1:A:104:ARG:N	2:B:75:ILE:HG21	10	1.76
(1,37)	1:A:104:ARG:N	2:B:75:ILE:HG22	10	1.76
(1,37)	1:A:104:ARG:N	2:B:75:ILE:HG23	10	1.76
(1,37)	1:A:104:ARG:N	2:B:75:ILE:N	10	1.76
(1,37)	1:A:104:ARG:N	2:B:75:ILE:O	10	1.76
(1,37)	1:A:104:ARG:N	2:B:77:ALA:C	10	1.76
(1,37)	1:A:104:ARG:N	2:B:77:ALA:CA	10	1.76
(1,37)	1:A:104:ARG:N	2:B:77:ALA:CB	10	1.76
(1,37)	1:A:104:ARG:N	2:B:77:ALA:H	10	1.76
(1,37)	1:A:104:ARG:N	2:B:77:ALA:HA	10	1.76
(1,37)	1:A:104:ARG:N	2:B:77:ALA:HB1	10	1.76
(1,37)	1:A:104:ARG:N	2:B:77:ALA:HB2	10	1.76
(1,37)	1:A:104:ARG:N	2:B:77:ALA:HB3	10	1.76
(1,37)	1:A:104:ARG:N	2:B:77:ALA:N	10	1.76
(1,37)	1:A:104:ARG:N	2:B:77:ALA:O	10	1.76
(1,37)	1:A:104:ARG:N	2:B:78:GLY:C	10	1.76
(1,37)	1:A:104:ARG:N	2:B:78:GLY:CA	10	1.76
(1,37)	1:A:104:ARG:N	2:B:78:GLY:H	10	1.76
(1,37)	1:A:104:ARG:N	2:B:78:GLY:HA2	10	1.76
(1,37)	1:A:104:ARG:N	2:B:78:GLY:HA3	10	1.76
(1,37)	1:A:104:ARG:N	2:B:78:GLY:N	10	1.76
(1,37)	1:A:104:ARG:N	2:B:78:GLY:O	10	1.76
(1,37)	1:A:104:ARG:N	2:B:79:LYS:C	10	1.76
(1,37)	1:A:104:ARG:N	2:B:79:LYS:CA	10	1.76
(1,37)	1:A:104:ARG:N	2:B:79:LYS:CB	10	1.76
(1,37)	1:A:104:ARG:N	2:B:79:LYS:CD	10	1.76
(1,37)	1:A:104:ARG:N	2:B:79:LYS:CE	10	1.76
(1,37)	1:A:104:ARG:N	2:B:79:LYS:CG	10	1.76
(1,37)	1:A:104:ARG:N	2:B:79:LYS:H	10	1.76
(1,37)	1:A:104:ARG:N	2:B:79:LYS:HA	10	1.76
(1,37)	1:A:104:ARG:N	2:B:79:LYS:HB2	10	1.76
(1,37)	1:A:104:ARG:N	2:B:79:LYS:HB3	10	1.76
(1,37)	1:A:104:ARG:N	2:B:79:LYS:HD2	10	1.76
(1,37)	1:A:104:ARG:N	2:B:79:LYS:HD3	10	1.76
(1,37)	1:A:104:ARG:N	2:B:79:LYS:HE2	10	1.76
(1,37)	1:A:104:ARG:N	2:B:79:LYS:HE3	10	1.76
(1,37)	1:A:104:ARG:N	2:B:79:LYS:HG2	10	1.76
(1,37)	1:A:104:ARG:N	2:B:79:LYS:HG3	10	1.76

*Continued on next page...*

*Continued from previous page...*

Key	Atom-1	Atom-2	Model ID	Violation (Å)
(1,37)	1:A:104:ARG:N	2:B:79:LYS:HZ1	10	1.76
(1,37)	1:A:104:ARG:N	2:B:79:LYS:HZ2	10	1.76
(1,37)	1:A:104:ARG:N	2:B:79:LYS:HZ3	10	1.76
(1,37)	1:A:104:ARG:N	2:B:79:LYS:N	10	1.76
(1,37)	1:A:104:ARG:N	2:B:79:LYS:NZ	10	1.76
(1,37)	1:A:104:ARG:N	2:B:79:LYS:O	10	1.76
(1,37)	1:A:104:ARG:N	2:B:80:ILE:C	10	1.76
(1,37)	1:A:104:ARG:N	2:B:80:ILE:CA	10	1.76
(1,37)	1:A:104:ARG:N	2:B:80:ILE:CB	10	1.76
(1,37)	1:A:104:ARG:N	2:B:80:ILE:CD1	10	1.76
(1,37)	1:A:104:ARG:N	2:B:80:ILE:CG1	10	1.76
(1,37)	1:A:104:ARG:N	2:B:80:ILE:CG2	10	1.76
(1,37)	1:A:104:ARG:N	2:B:80:ILE:H	10	1.76
(1,37)	1:A:104:ARG:N	2:B:80:ILE:HA	10	1.76
(1,37)	1:A:104:ARG:N	2:B:80:ILE:HB	10	1.76
(1,37)	1:A:104:ARG:N	2:B:80:ILE:HD11	10	1.76
(1,37)	1:A:104:ARG:N	2:B:80:ILE:HD12	10	1.76
(1,37)	1:A:104:ARG:N	2:B:80:ILE:HD13	10	1.76
(1,37)	1:A:104:ARG:N	2:B:80:ILE:HG12	10	1.76
(1,37)	1:A:104:ARG:N	2:B:80:ILE:HG13	10	1.76
(1,37)	1:A:104:ARG:N	2:B:80:ILE:HG21	10	1.76
(1,37)	1:A:104:ARG:N	2:B:80:ILE:HG22	10	1.76
(1,37)	1:A:104:ARG:N	2:B:80:ILE:HG23	10	1.76
(1,37)	1:A:104:ARG:N	2:B:80:ILE:N	10	1.76
(1,37)	1:A:104:ARG:N	2:B:80:ILE:O	10	1.76
(1,37)	1:A:104:ARG:N	2:B:84:GLN:C	10	1.76
(1,37)	1:A:104:ARG:N	2:B:84:GLN:CA	10	1.76
(1,37)	1:A:104:ARG:N	2:B:84:GLN:CB	10	1.76
(1,37)	1:A:104:ARG:N	2:B:84:GLN:CD	10	1.76
(1,37)	1:A:104:ARG:N	2:B:84:GLN:CG	10	1.76
(1,37)	1:A:104:ARG:N	2:B:84:GLN:H	10	1.76
(1,37)	1:A:104:ARG:N	2:B:84:GLN:HA	10	1.76
(1,37)	1:A:104:ARG:N	2:B:84:GLN:HB2	10	1.76
(1,37)	1:A:104:ARG:N	2:B:84:GLN:HB3	10	1.76
(1,37)	1:A:104:ARG:N	2:B:84:GLN:HE21	10	1.76
(1,37)	1:A:104:ARG:N	2:B:84:GLN:HE22	10	1.76
(1,37)	1:A:104:ARG:N	2:B:84:GLN:HG2	10	1.76
(1,37)	1:A:104:ARG:N	2:B:84:GLN:HG3	10	1.76
(1,37)	1:A:104:ARG:N	2:B:84:GLN:N	10	1.76
(1,37)	1:A:104:ARG:N	2:B:84:GLN:NE2	10	1.76
(1,37)	1:A:104:ARG:N	2:B:84:GLN:O	10	1.76
(1,37)	1:A:104:ARG:N	2:B:84:GLN:OE1	10	1.76

*Continued on next page...*

*Continued from previous page...*

Key	Atom-1	Atom-2	Model ID	Violation (Å)
(1,37)	1:A:104:ARG:N	2:B:97:THR:C	10	1.76
(1,37)	1:A:104:ARG:N	2:B:97:THR:CA	10	1.76
(1,37)	1:A:104:ARG:N	2:B:97:THR:CB	10	1.76
(1,37)	1:A:104:ARG:N	2:B:97:THR:CG2	10	1.76
(1,37)	1:A:104:ARG:N	2:B:97:THR:H	10	1.76
(1,37)	1:A:104:ARG:N	2:B:97:THR:HA	10	1.76
(1,37)	1:A:104:ARG:N	2:B:97:THR:HB	10	1.76
(1,37)	1:A:104:ARG:N	2:B:97:THR:HG1	10	1.76
(1,37)	1:A:104:ARG:N	2:B:97:THR:HG21	10	1.76
(1,37)	1:A:104:ARG:N	2:B:97:THR:HG22	10	1.76
(1,37)	1:A:104:ARG:N	2:B:97:THR:HG23	10	1.76
(1,37)	1:A:104:ARG:N	2:B:97:THR:N	10	1.76
(1,37)	1:A:104:ARG:N	2:B:97:THR:O	10	1.76
(1,37)	1:A:104:ARG:N	2:B:97:THR:OG1	10	1.76
(1,37)	1:A:104:ARG:N	2:B:99:HIS:C	10	1.76
(1,37)	1:A:104:ARG:N	2:B:99:HIS:CA	10	1.76
(1,37)	1:A:104:ARG:N	2:B:99:HIS:CB	10	1.76
(1,37)	1:A:104:ARG:N	2:B:99:HIS:CD2	10	1.76
(1,37)	1:A:104:ARG:N	2:B:99:HIS:CE1	10	1.76
(1,37)	1:A:104:ARG:N	2:B:99:HIS:CG	10	1.76
(1,37)	1:A:104:ARG:N	2:B:99:HIS:H	10	1.76
(1,37)	1:A:104:ARG:N	2:B:99:HIS:HA	10	1.76
(1,37)	1:A:104:ARG:N	2:B:99:HIS:HB2	10	1.76
(1,37)	1:A:104:ARG:N	2:B:99:HIS:HB3	10	1.76
(1,37)	1:A:104:ARG:N	2:B:99:HIS:HD1	10	1.76
(1,37)	1:A:104:ARG:N	2:B:99:HIS:HD2	10	1.76
(1,37)	1:A:104:ARG:N	2:B:99:HIS:HE1	10	1.76
(1,37)	1:A:104:ARG:N	2:B:99:HIS:HE2	10	1.76
(1,37)	1:A:104:ARG:N	2:B:99:HIS:N	10	1.76
(1,37)	1:A:104:ARG:N	2:B:99:HIS:ND1	10	1.76
(1,37)	1:A:104:ARG:N	2:B:99:HIS:NE2	10	1.76
(1,37)	1:A:104:ARG:N	2:B:99:HIS:O	10	1.76
(1,37)	1:A:104:ARG:N	2:B:101:VAL:C	10	1.76
(1,37)	1:A:104:ARG:N	2:B:101:VAL:CA	10	1.76
(1,37)	1:A:104:ARG:N	2:B:101:VAL:CB	10	1.76
(1,37)	1:A:104:ARG:N	2:B:101:VAL:CG1	10	1.76
(1,37)	1:A:104:ARG:N	2:B:101:VAL:CG2	10	1.76
(1,37)	1:A:104:ARG:N	2:B:101:VAL:H	10	1.76
(1,37)	1:A:104:ARG:N	2:B:101:VAL:HA	10	1.76
(1,37)	1:A:104:ARG:N	2:B:101:VAL:HB	10	1.76
(1,37)	1:A:104:ARG:N	2:B:101:VAL:HG11	10	1.76
(1,37)	1:A:104:ARG:N	2:B:101:VAL:HG12	10	1.76

*Continued on next page...*

*Continued from previous page...*

Key	Atom-1	Atom-2	Model ID	Violation (Å)
(1,37)	1:A:104:ARG:N	2:B:101:VAL:HG13	10	1.76
(1,37)	1:A:104:ARG:N	2:B:101:VAL:HG21	10	1.76
(1,37)	1:A:104:ARG:N	2:B:101:VAL:HG22	10	1.76
(1,37)	1:A:104:ARG:N	2:B:101:VAL:HG23	10	1.76
(1,37)	1:A:104:ARG:N	2:B:101:VAL:N	10	1.76
(1,37)	1:A:104:ARG:N	2:B:101:VAL:O	10	1.76
(1,37)	1:A:104:ARG:NE	2:B:75:ILE:C	10	1.76
(1,37)	1:A:104:ARG:NE	2:B:75:ILE:CA	10	1.76
(1,37)	1:A:104:ARG:NE	2:B:75:ILE:CB	10	1.76
(1,37)	1:A:104:ARG:NE	2:B:75:ILE:CD1	10	1.76
(1,37)	1:A:104:ARG:NE	2:B:75:ILE:CG1	10	1.76
(1,37)	1:A:104:ARG:NE	2:B:75:ILE:CG2	10	1.76
(1,37)	1:A:104:ARG:NE	2:B:75:ILE:H	10	1.76
(1,37)	1:A:104:ARG:NE	2:B:75:ILE:HA	10	1.76
(1,37)	1:A:104:ARG:NE	2:B:75:ILE:HB	10	1.76
(1,37)	1:A:104:ARG:NE	2:B:75:ILE:HD11	10	1.76
(1,37)	1:A:104:ARG:NE	2:B:75:ILE:HD12	10	1.76
(1,37)	1:A:104:ARG:NE	2:B:75:ILE:HD13	10	1.76
(1,37)	1:A:104:ARG:NE	2:B:75:ILE:HG12	10	1.76
(1,37)	1:A:104:ARG:NE	2:B:75:ILE:HG13	10	1.76
(1,37)	1:A:104:ARG:NE	2:B:75:ILE:HG21	10	1.76
(1,37)	1:A:104:ARG:NE	2:B:75:ILE:HG22	10	1.76
(1,37)	1:A:104:ARG:NE	2:B:75:ILE:HG23	10	1.76
(1,37)	1:A:104:ARG:NE	2:B:75:ILE:N	10	1.76
(1,37)	1:A:104:ARG:NE	2:B:75:ILE:O	10	1.76
(1,37)	1:A:104:ARG:NE	2:B:77:ALA:C	10	1.76
(1,37)	1:A:104:ARG:NE	2:B:77:ALA:CA	10	1.76
(1,37)	1:A:104:ARG:NE	2:B:77:ALA:CB	10	1.76
(1,37)	1:A:104:ARG:NE	2:B:77:ALA:H	10	1.76
(1,37)	1:A:104:ARG:NE	2:B:77:ALA:HA	10	1.76
(1,37)	1:A:104:ARG:NE	2:B:77:ALA:HB1	10	1.76
(1,37)	1:A:104:ARG:NE	2:B:77:ALA:HB2	10	1.76
(1,37)	1:A:104:ARG:NE	2:B:77:ALA:HB3	10	1.76
(1,37)	1:A:104:ARG:NE	2:B:77:ALA:N	10	1.76
(1,37)	1:A:104:ARG:NE	2:B:77:ALA:O	10	1.76
(1,37)	1:A:104:ARG:NE	2:B:78:GLY:C	10	1.76
(1,37)	1:A:104:ARG:NE	2:B:78:GLY:CA	10	1.76
(1,37)	1:A:104:ARG:NE	2:B:78:GLY:H	10	1.76
(1,37)	1:A:104:ARG:NE	2:B:78:GLY:HA2	10	1.76
(1,37)	1:A:104:ARG:NE	2:B:78:GLY:HA3	10	1.76
(1,37)	1:A:104:ARG:NE	2:B:78:GLY:N	10	1.76
(1,37)	1:A:104:ARG:NE	2:B:78:GLY:O	10	1.76

*Continued on next page...*



*Continued from previous page...*

Key	Atom-1	Atom-2	Model ID	Violation (Å)
(1,37)	1:A:104:ARG:NE	2:B:79:LYS:C	10	1.76
(1,37)	1:A:104:ARG:NE	2:B:79:LYS:CA	10	1.76
(1,37)	1:A:104:ARG:NE	2:B:79:LYS:CB	10	1.76
(1,37)	1:A:104:ARG:NE	2:B:79:LYS:CD	10	1.76
(1,37)	1:A:104:ARG:NE	2:B:79:LYS:CE	10	1.76
(1,37)	1:A:104:ARG:NE	2:B:79:LYS:CG	10	1.76
(1,37)	1:A:104:ARG:NE	2:B:79:LYS:H	10	1.76
(1,37)	1:A:104:ARG:NE	2:B:79:LYS:HA	10	1.76
(1,37)	1:A:104:ARG:NE	2:B:79:LYS:HB2	10	1.76
(1,37)	1:A:104:ARG:NE	2:B:79:LYS:HB3	10	1.76
(1,37)	1:A:104:ARG:NE	2:B:79:LYS:HD2	10	1.76
(1,37)	1:A:104:ARG:NE	2:B:79:LYS:HD3	10	1.76
(1,37)	1:A:104:ARG:NE	2:B:79:LYS:HE2	10	1.76
(1,37)	1:A:104:ARG:NE	2:B:79:LYS:HE3	10	1.76
(1,37)	1:A:104:ARG:NE	2:B:79:LYS:HG2	10	1.76
(1,37)	1:A:104:ARG:NE	2:B:79:LYS:HG3	10	1.76
(1,37)	1:A:104:ARG:NE	2:B:79:LYS:HZ1	10	1.76
(1,37)	1:A:104:ARG:NE	2:B:79:LYS:HZ2	10	1.76
(1,37)	1:A:104:ARG:NE	2:B:79:LYS:HZ3	10	1.76
(1,37)	1:A:104:ARG:NE	2:B:79:LYS:N	10	1.76
(1,37)	1:A:104:ARG:NE	2:B:79:LYS:NZ	10	1.76
(1,37)	1:A:104:ARG:NE	2:B:79:LYS:O	10	1.76
(1,37)	1:A:104:ARG:NE	2:B:80:ILE:C	10	1.76
(1,37)	1:A:104:ARG:NE	2:B:80:ILE:CA	10	1.76
(1,37)	1:A:104:ARG:NE	2:B:80:ILE:CB	10	1.76
(1,37)	1:A:104:ARG:NE	2:B:80:ILE:CD1	10	1.76
(1,37)	1:A:104:ARG:NE	2:B:80:ILE:CG1	10	1.76
(1,37)	1:A:104:ARG:NE	2:B:80:ILE:CG2	10	1.76
(1,37)	1:A:104:ARG:NE	2:B:80:ILE:H	10	1.76
(1,37)	1:A:104:ARG:NE	2:B:80:ILE:HA	10	1.76
(1,37)	1:A:104:ARG:NE	2:B:80:ILE:HB	10	1.76
(1,37)	1:A:104:ARG:NE	2:B:80:ILE:HD11	10	1.76
(1,37)	1:A:104:ARG:NE	2:B:80:ILE:HD12	10	1.76
(1,37)	1:A:104:ARG:NE	2:B:80:ILE:HD13	10	1.76
(1,37)	1:A:104:ARG:NE	2:B:80:ILE:HG12	10	1.76
(1,37)	1:A:104:ARG:NE	2:B:80:ILE:HG13	10	1.76
(1,37)	1:A:104:ARG:NE	2:B:80:ILE:HG21	10	1.76
(1,37)	1:A:104:ARG:NE	2:B:80:ILE:HG22	10	1.76
(1,37)	1:A:104:ARG:NE	2:B:80:ILE:HG23	10	1.76
(1,37)	1:A:104:ARG:NE	2:B:80:ILE:N	10	1.76
(1,37)	1:A:104:ARG:NE	2:B:80:ILE:O	10	1.76
(1,37)	1:A:104:ARG:NE	2:B:84:GLN:C	10	1.76

*Continued on next page...*

*Continued from previous page...*

Key	Atom-1	Atom-2	Model ID	Violation (Å)
(1,37)	1:A:104:ARG:NE	2:B:84:GLN:CA	10	1.76
(1,37)	1:A:104:ARG:NE	2:B:84:GLN:CB	10	1.76
(1,37)	1:A:104:ARG:NE	2:B:84:GLN:CD	10	1.76
(1,37)	1:A:104:ARG:NE	2:B:84:GLN:CG	10	1.76
(1,37)	1:A:104:ARG:NE	2:B:84:GLN:H	10	1.76
(1,37)	1:A:104:ARG:NE	2:B:84:GLN:HA	10	1.76
(1,37)	1:A:104:ARG:NE	2:B:84:GLN:HB2	10	1.76
(1,37)	1:A:104:ARG:NE	2:B:84:GLN:HB3	10	1.76
(1,37)	1:A:104:ARG:NE	2:B:84:GLN:HE21	10	1.76
(1,37)	1:A:104:ARG:NE	2:B:84:GLN:HE22	10	1.76
(1,37)	1:A:104:ARG:NE	2:B:84:GLN:HG2	10	1.76
(1,37)	1:A:104:ARG:NE	2:B:84:GLN:HG3	10	1.76
(1,37)	1:A:104:ARG:NE	2:B:84:GLN:N	10	1.76
(1,37)	1:A:104:ARG:NE	2:B:84:GLN:NE2	10	1.76
(1,37)	1:A:104:ARG:NE	2:B:84:GLN:O	10	1.76
(1,37)	1:A:104:ARG:NE	2:B:84:GLN:OE1	10	1.76
(1,37)	1:A:104:ARG:NE	2:B:97:THR:C	10	1.76
(1,37)	1:A:104:ARG:NE	2:B:97:THR:CA	10	1.76
(1,37)	1:A:104:ARG:NE	2:B:97:THR:CB	10	1.76
(1,37)	1:A:104:ARG:NE	2:B:97:THR:CG2	10	1.76
(1,37)	1:A:104:ARG:NE	2:B:97:THR:H	10	1.76
(1,37)	1:A:104:ARG:NE	2:B:97:THR:HA	10	1.76
(1,37)	1:A:104:ARG:NE	2:B:97:THR:HB	10	1.76
(1,37)	1:A:104:ARG:NE	2:B:97:THR:HG1	10	1.76
(1,37)	1:A:104:ARG:NE	2:B:97:THR:HG21	10	1.76
(1,37)	1:A:104:ARG:NE	2:B:97:THR:HG22	10	1.76
(1,37)	1:A:104:ARG:NE	2:B:97:THR:HG23	10	1.76
(1,37)	1:A:104:ARG:NE	2:B:97:THR:N	10	1.76
(1,37)	1:A:104:ARG:NE	2:B:97:THR:O	10	1.76
(1,37)	1:A:104:ARG:NE	2:B:97:THR:OG1	10	1.76
(1,37)	1:A:104:ARG:NE	2:B:99:HIS:C	10	1.76
(1,37)	1:A:104:ARG:NE	2:B:99:HIS:CA	10	1.76
(1,37)	1:A:104:ARG:NE	2:B:99:HIS:CB	10	1.76
(1,37)	1:A:104:ARG:NE	2:B:99:HIS:CD2	10	1.76
(1,37)	1:A:104:ARG:NE	2:B:99:HIS:CE1	10	1.76
(1,37)	1:A:104:ARG:NE	2:B:99:HIS:CG	10	1.76
(1,37)	1:A:104:ARG:NE	2:B:99:HIS:H	10	1.76
(1,37)	1:A:104:ARG:NE	2:B:99:HIS:HA	10	1.76
(1,37)	1:A:104:ARG:NE	2:B:99:HIS:HB2	10	1.76
(1,37)	1:A:104:ARG:NE	2:B:99:HIS:HB3	10	1.76
(1,37)	1:A:104:ARG:NE	2:B:99:HIS:HD1	10	1.76
(1,37)	1:A:104:ARG:NE	2:B:99:HIS:HD2	10	1.76

*Continued on next page...*

*Continued from previous page...*

Key	Atom-1	Atom-2	Model ID	Violation (Å)
(1,37)	1:A:104:ARG:NE	2:B:99:HIS:HE1	10	1.76
(1,37)	1:A:104:ARG:NE	2:B:99:HIS:HE2	10	1.76
(1,37)	1:A:104:ARG:NE	2:B:99:HIS:N	10	1.76
(1,37)	1:A:104:ARG:NE	2:B:99:HIS:ND1	10	1.76
(1,37)	1:A:104:ARG:NE	2:B:99:HIS:NE2	10	1.76
(1,37)	1:A:104:ARG:NE	2:B:99:HIS:O	10	1.76
(1,37)	1:A:104:ARG:NE	2:B:101:VAL:C	10	1.76
(1,37)	1:A:104:ARG:NE	2:B:101:VAL:CA	10	1.76
(1,37)	1:A:104:ARG:NE	2:B:101:VAL:CB	10	1.76
(1,37)	1:A:104:ARG:NE	2:B:101:VAL:CG1	10	1.76
(1,37)	1:A:104:ARG:NE	2:B:101:VAL:CG2	10	1.76
(1,37)	1:A:104:ARG:NE	2:B:101:VAL:H	10	1.76
(1,37)	1:A:104:ARG:NE	2:B:101:VAL:HA	10	1.76
(1,37)	1:A:104:ARG:NE	2:B:101:VAL:HB	10	1.76
(1,37)	1:A:104:ARG:NE	2:B:101:VAL:HG11	10	1.76
(1,37)	1:A:104:ARG:NE	2:B:101:VAL:HG12	10	1.76
(1,37)	1:A:104:ARG:NE	2:B:101:VAL:HG13	10	1.76
(1,37)	1:A:104:ARG:NE	2:B:101:VAL:HG21	10	1.76
(1,37)	1:A:104:ARG:NE	2:B:101:VAL:HG22	10	1.76
(1,37)	1:A:104:ARG:NE	2:B:101:VAL:HG23	10	1.76
(1,37)	1:A:104:ARG:NE	2:B:101:VAL:N	10	1.76
(1,37)	1:A:104:ARG:NE	2:B:101:VAL:O	10	1.76
(1,37)	1:A:104:ARG:NH1	2:B:75:ILE:C	10	1.76
(1,37)	1:A:104:ARG:NH1	2:B:75:ILE:CA	10	1.76
(1,37)	1:A:104:ARG:NH1	2:B:75:ILE:CB	10	1.76
(1,37)	1:A:104:ARG:NH1	2:B:75:ILE:CD1	10	1.76
(1,37)	1:A:104:ARG:NH1	2:B:75:ILE:CG1	10	1.76
(1,37)	1:A:104:ARG:NH1	2:B:75:ILE:CG2	10	1.76
(1,37)	1:A:104:ARG:NH1	2:B:75:ILE:H	10	1.76
(1,37)	1:A:104:ARG:NH1	2:B:75:ILE:HA	10	1.76
(1,37)	1:A:104:ARG:NH1	2:B:75:ILE:HB	10	1.76
(1,37)	1:A:104:ARG:NH1	2:B:75:ILE:HD11	10	1.76
(1,37)	1:A:104:ARG:NH1	2:B:75:ILE:HD12	10	1.76
(1,37)	1:A:104:ARG:NH1	2:B:75:ILE:HD13	10	1.76
(1,37)	1:A:104:ARG:NH1	2:B:75:ILE:HG12	10	1.76
(1,37)	1:A:104:ARG:NH1	2:B:75:ILE:HG13	10	1.76
(1,37)	1:A:104:ARG:NH1	2:B:75:ILE:HG21	10	1.76
(1,37)	1:A:104:ARG:NH1	2:B:75:ILE:HG22	10	1.76
(1,37)	1:A:104:ARG:NH1	2:B:75:ILE:HG23	10	1.76
(1,37)	1:A:104:ARG:NH1	2:B:75:ILE:N	10	1.76
(1,37)	1:A:104:ARG:NH1	2:B:75:ILE:O	10	1.76
(1,37)	1:A:104:ARG:NH1	2:B:77:ALA:C	10	1.76

*Continued on next page...*

*Continued from previous page...*

Key	Atom-1	Atom-2	Model ID	Violation (Å)
(1,37)	1:A:104:ARG:NH1	2:B:77:ALA:CA	10	1.76
(1,37)	1:A:104:ARG:NH1	2:B:77:ALA:CB	10	1.76
(1,37)	1:A:104:ARG:NH1	2:B:77:ALA:H	10	1.76
(1,37)	1:A:104:ARG:NH1	2:B:77:ALA:HA	10	1.76
(1,37)	1:A:104:ARG:NH1	2:B:77:ALA:HB1	10	1.76
(1,37)	1:A:104:ARG:NH1	2:B:77:ALA:HB2	10	1.76
(1,37)	1:A:104:ARG:NH1	2:B:77:ALA:HB3	10	1.76
(1,37)	1:A:104:ARG:NH1	2:B:77:ALA:N	10	1.76
(1,37)	1:A:104:ARG:NH1	2:B:77:ALA:O	10	1.76
(1,37)	1:A:104:ARG:NH1	2:B:78:GLY:C	10	1.76
(1,37)	1:A:104:ARG:NH1	2:B:78:GLY:CA	10	1.76
(1,37)	1:A:104:ARG:NH1	2:B:78:GLY:H	10	1.76
(1,37)	1:A:104:ARG:NH1	2:B:78:GLY:HA2	10	1.76
(1,37)	1:A:104:ARG:NH1	2:B:78:GLY:HA3	10	1.76
(1,37)	1:A:104:ARG:NH1	2:B:78:GLY:N	10	1.76
(1,37)	1:A:104:ARG:NH1	2:B:78:GLY:O	10	1.76
(1,37)	1:A:104:ARG:NH1	2:B:79:LYS:C	10	1.76
(1,37)	1:A:104:ARG:NH1	2:B:79:LYS:CA	10	1.76
(1,37)	1:A:104:ARG:NH1	2:B:79:LYS:CB	10	1.76
(1,37)	1:A:104:ARG:NH1	2:B:79:LYS:CD	10	1.76
(1,37)	1:A:104:ARG:NH1	2:B:79:LYS:CE	10	1.76
(1,37)	1:A:104:ARG:NH1	2:B:79:LYS:CG	10	1.76
(1,37)	1:A:104:ARG:NH1	2:B:79:LYS:H	10	1.76
(1,37)	1:A:104:ARG:NH1	2:B:79:LYS:HA	10	1.76
(1,37)	1:A:104:ARG:NH1	2:B:79:LYS:HB2	10	1.76
(1,37)	1:A:104:ARG:NH1	2:B:79:LYS:HB3	10	1.76
(1,37)	1:A:104:ARG:NH1	2:B:79:LYS:HD2	10	1.76
(1,37)	1:A:104:ARG:NH1	2:B:79:LYS:HD3	10	1.76
(1,37)	1:A:104:ARG:NH1	2:B:79:LYS:HE2	10	1.76
(1,37)	1:A:104:ARG:NH1	2:B:79:LYS:HE3	10	1.76
(1,37)	1:A:104:ARG:NH1	2:B:79:LYS:HG2	10	1.76
(1,37)	1:A:104:ARG:NH1	2:B:79:LYS:HG3	10	1.76
(1,37)	1:A:104:ARG:NH1	2:B:79:LYS:HZ1	10	1.76
(1,37)	1:A:104:ARG:NH1	2:B:79:LYS:HZ2	10	1.76
(1,37)	1:A:104:ARG:NH1	2:B:79:LYS:HZ3	10	1.76
(1,37)	1:A:104:ARG:NH1	2:B:79:LYS:N	10	1.76
(1,37)	1:A:104:ARG:NH1	2:B:79:LYS:NZ	10	1.76
(1,37)	1:A:104:ARG:NH1	2:B:79:LYS:O	10	1.76
(1,37)	1:A:104:ARG:NH1	2:B:80:ILE:C	10	1.76
(1,37)	1:A:104:ARG:NH1	2:B:80:ILE:CA	10	1.76
(1,37)	1:A:104:ARG:NH1	2:B:80:ILE:CB	10	1.76
(1,37)	1:A:104:ARG:NH1	2:B:80:ILE:CD1	10	1.76

*Continued on next page...*

*Continued from previous page...*

Key	Atom-1	Atom-2	Model ID	Violation (Å)
(1,37)	1:A:104:ARG:NH1	2:B:80:ILE:CG1	10	1.76
(1,37)	1:A:104:ARG:NH1	2:B:80:ILE:CG2	10	1.76
(1,37)	1:A:104:ARG:NH1	2:B:80:ILE:H	10	1.76
(1,37)	1:A:104:ARG:NH1	2:B:80:ILE:HA	10	1.76
(1,37)	1:A:104:ARG:NH1	2:B:80:ILE:HB	10	1.76
(1,37)	1:A:104:ARG:NH1	2:B:80:ILE:HD11	10	1.76
(1,37)	1:A:104:ARG:NH1	2:B:80:ILE:HD12	10	1.76
(1,37)	1:A:104:ARG:NH1	2:B:80:ILE:HD13	10	1.76
(1,37)	1:A:104:ARG:NH1	2:B:80:ILE:HG12	10	1.76
(1,37)	1:A:104:ARG:NH1	2:B:80:ILE:HG13	10	1.76
(1,37)	1:A:104:ARG:NH1	2:B:80:ILE:HG21	10	1.76
(1,37)	1:A:104:ARG:NH1	2:B:80:ILE:HG22	10	1.76
(1,37)	1:A:104:ARG:NH1	2:B:80:ILE:HG23	10	1.76
(1,37)	1:A:104:ARG:NH1	2:B:80:ILE:N	10	1.76
(1,37)	1:A:104:ARG:NH1	2:B:80:ILE:O	10	1.76
(1,37)	1:A:104:ARG:NH1	2:B:84:GLN:C	10	1.76
(1,37)	1:A:104:ARG:NH1	2:B:84:GLN:CA	10	1.76
(1,37)	1:A:104:ARG:NH1	2:B:84:GLN:CB	10	1.76
(1,37)	1:A:104:ARG:NH1	2:B:84:GLN:CD	10	1.76
(1,37)	1:A:104:ARG:NH1	2:B:84:GLN:CG	10	1.76
(1,37)	1:A:104:ARG:NH1	2:B:84:GLN:H	10	1.76
(1,37)	1:A:104:ARG:NH1	2:B:84:GLN:HA	10	1.76
(1,37)	1:A:104:ARG:NH1	2:B:84:GLN:HB2	10	1.76
(1,37)	1:A:104:ARG:NH1	2:B:84:GLN:HB3	10	1.76
(1,37)	1:A:104:ARG:NH1	2:B:84:GLN:HE21	10	1.76
(1,37)	1:A:104:ARG:NH1	2:B:84:GLN:HE22	10	1.76
(1,37)	1:A:104:ARG:NH1	2:B:84:GLN:HG2	10	1.76
(1,37)	1:A:104:ARG:NH1	2:B:84:GLN:HG3	10	1.76
(1,37)	1:A:104:ARG:NH1	2:B:84:GLN:N	10	1.76
(1,37)	1:A:104:ARG:NH1	2:B:84:GLN:NE2	10	1.76
(1,37)	1:A:104:ARG:NH1	2:B:84:GLN:O	10	1.76
(1,37)	1:A:104:ARG:NH1	2:B:84:GLN:OE1	10	1.76
(1,37)	1:A:104:ARG:NH1	2:B:97:THR:C	10	1.76
(1,37)	1:A:104:ARG:NH1	2:B:97:THR:CA	10	1.76
(1,37)	1:A:104:ARG:NH1	2:B:97:THR:CB	10	1.76
(1,37)	1:A:104:ARG:NH1	2:B:97:THR:CG2	10	1.76
(1,37)	1:A:104:ARG:NH1	2:B:97:THR:H	10	1.76
(1,37)	1:A:104:ARG:NH1	2:B:97:THR:HA	10	1.76
(1,37)	1:A:104:ARG:NH1	2:B:97:THR:HB	10	1.76
(1,37)	1:A:104:ARG:NH1	2:B:97:THR:HG1	10	1.76
(1,37)	1:A:104:ARG:NH1	2:B:97:THR:HG21	10	1.76
(1,37)	1:A:104:ARG:NH1	2:B:97:THR:HG22	10	1.76

*Continued on next page...*

*Continued from previous page...*

Key	Atom-1	Atom-2	Model ID	Violation (Å)
(1,37)	1:A:104:ARG:NH1	2:B:97:THR:HG23	10	1.76
(1,37)	1:A:104:ARG:NH1	2:B:97:THR:N	10	1.76
(1,37)	1:A:104:ARG:NH1	2:B:97:THR:O	10	1.76
(1,37)	1:A:104:ARG:NH1	2:B:97:THR:OG1	10	1.76
(1,37)	1:A:104:ARG:NH1	2:B:99:HIS:C	10	1.76
(1,37)	1:A:104:ARG:NH1	2:B:99:HIS:CA	10	1.76
(1,37)	1:A:104:ARG:NH1	2:B:99:HIS:CB	10	1.76
(1,37)	1:A:104:ARG:NH1	2:B:99:HIS:CD2	10	1.76
(1,37)	1:A:104:ARG:NH1	2:B:99:HIS:CE1	10	1.76
(1,37)	1:A:104:ARG:NH1	2:B:99:HIS:CG	10	1.76
(1,37)	1:A:104:ARG:NH1	2:B:99:HIS:H	10	1.76
(1,37)	1:A:104:ARG:NH1	2:B:99:HIS:HA	10	1.76
(1,37)	1:A:104:ARG:NH1	2:B:99:HIS:HB2	10	1.76
(1,37)	1:A:104:ARG:NH1	2:B:99:HIS:HB3	10	1.76
(1,37)	1:A:104:ARG:NH1	2:B:99:HIS:HD1	10	1.76
(1,37)	1:A:104:ARG:NH1	2:B:99:HIS:HD2	10	1.76
(1,37)	1:A:104:ARG:NH1	2:B:99:HIS:HE1	10	1.76
(1,37)	1:A:104:ARG:NH1	2:B:99:HIS:HE2	10	1.76
(1,37)	1:A:104:ARG:NH1	2:B:99:HIS:N	10	1.76
(1,37)	1:A:104:ARG:NH1	2:B:99:HIS:ND1	10	1.76
(1,37)	1:A:104:ARG:NH1	2:B:99:HIS:NE2	10	1.76
(1,37)	1:A:104:ARG:NH1	2:B:99:HIS:O	10	1.76
(1,37)	1:A:104:ARG:NH1	2:B:101:VAL:C	10	1.76
(1,37)	1:A:104:ARG:NH1	2:B:101:VAL:CA	10	1.76
(1,37)	1:A:104:ARG:NH1	2:B:101:VAL:CB	10	1.76
(1,37)	1:A:104:ARG:NH1	2:B:101:VAL:CG1	10	1.76
(1,37)	1:A:104:ARG:NH1	2:B:101:VAL:CG2	10	1.76
(1,37)	1:A:104:ARG:NH1	2:B:101:VAL:H	10	1.76
(1,37)	1:A:104:ARG:NH1	2:B:101:VAL:HA	10	1.76
(1,37)	1:A:104:ARG:NH1	2:B:101:VAL:HB	10	1.76
(1,37)	1:A:104:ARG:NH1	2:B:101:VAL:HG11	10	1.76
(1,37)	1:A:104:ARG:NH1	2:B:101:VAL:HG12	10	1.76
(1,37)	1:A:104:ARG:NH1	2:B:101:VAL:HG13	10	1.76
(1,37)	1:A:104:ARG:NH1	2:B:101:VAL:HG21	10	1.76
(1,37)	1:A:104:ARG:NH1	2:B:101:VAL:HG22	10	1.76
(1,37)	1:A:104:ARG:NH1	2:B:101:VAL:HG23	10	1.76
(1,37)	1:A:104:ARG:NH1	2:B:101:VAL:N	10	1.76
(1,37)	1:A:104:ARG:NH1	2:B:101:VAL:O	10	1.76
(1,37)	1:A:104:ARG:NH2	2:B:75:ILE:C	10	1.76
(1,37)	1:A:104:ARG:NH2	2:B:75:ILE:CA	10	1.76
(1,37)	1:A:104:ARG:NH2	2:B:75:ILE:CB	10	1.76
(1,37)	1:A:104:ARG:NH2	2:B:75:ILE:CD1	10	1.76

*Continued on next page...*

*Continued from previous page...*

Key	Atom-1	Atom-2	Model ID	Violation (Å)
(1,37)	1:A:104:ARG:NH2	2:B:75:ILE:CG1	10	1.76
(1,37)	1:A:104:ARG:NH2	2:B:75:ILE:CG2	10	1.76
(1,37)	1:A:104:ARG:NH2	2:B:75:ILE:H	10	1.76
(1,37)	1:A:104:ARG:NH2	2:B:75:ILE:HA	10	1.76
(1,37)	1:A:104:ARG:NH2	2:B:75:ILE:HB	10	1.76
(1,37)	1:A:104:ARG:NH2	2:B:75:ILE:HD11	10	1.76
(1,37)	1:A:104:ARG:NH2	2:B:75:ILE:HD12	10	1.76
(1,37)	1:A:104:ARG:NH2	2:B:75:ILE:HD13	10	1.76
(1,37)	1:A:104:ARG:NH2	2:B:75:ILE:HG12	10	1.76
(1,37)	1:A:104:ARG:NH2	2:B:75:ILE:HG13	10	1.76
(1,37)	1:A:104:ARG:NH2	2:B:75:ILE:HG21	10	1.76
(1,37)	1:A:104:ARG:NH2	2:B:75:ILE:HG22	10	1.76
(1,37)	1:A:104:ARG:NH2	2:B:75:ILE:HG23	10	1.76
(1,37)	1:A:104:ARG:NH2	2:B:75:ILE:N	10	1.76
(1,37)	1:A:104:ARG:NH2	2:B:75:ILE:O	10	1.76
(1,37)	1:A:104:ARG:NH2	2:B:77:ALA:C	10	1.76
(1,37)	1:A:104:ARG:NH2	2:B:77:ALA:CA	10	1.76
(1,37)	1:A:104:ARG:NH2	2:B:77:ALA:CB	10	1.76
(1,37)	1:A:104:ARG:NH2	2:B:77:ALA:H	10	1.76
(1,37)	1:A:104:ARG:NH2	2:B:77:ALA:HA	10	1.76
(1,37)	1:A:104:ARG:NH2	2:B:77:ALA:HB1	10	1.76
(1,37)	1:A:104:ARG:NH2	2:B:77:ALA:HB2	10	1.76
(1,37)	1:A:104:ARG:NH2	2:B:77:ALA:HB3	10	1.76
(1,37)	1:A:104:ARG:NH2	2:B:77:ALA:N	10	1.76
(1,37)	1:A:104:ARG:NH2	2:B:77:ALA:O	10	1.76
(1,37)	1:A:104:ARG:NH2	2:B:78:GLY:C	10	1.76
(1,37)	1:A:104:ARG:NH2	2:B:78:GLY:CA	10	1.76
(1,37)	1:A:104:ARG:NH2	2:B:78:GLY:H	10	1.76
(1,37)	1:A:104:ARG:NH2	2:B:78:GLY:HA2	10	1.76
(1,37)	1:A:104:ARG:NH2	2:B:78:GLY:HA3	10	1.76
(1,37)	1:A:104:ARG:NH2	2:B:78:GLY:N	10	1.76
(1,37)	1:A:104:ARG:NH2	2:B:78:GLY:O	10	1.76
(1,37)	1:A:104:ARG:NH2	2:B:79:LYS:C	10	1.76
(1,37)	1:A:104:ARG:NH2	2:B:79:LYS:CA	10	1.76
(1,37)	1:A:104:ARG:NH2	2:B:79:LYS:CB	10	1.76
(1,37)	1:A:104:ARG:NH2	2:B:79:LYS:CD	10	1.76
(1,37)	1:A:104:ARG:NH2	2:B:79:LYS:CE	10	1.76
(1,37)	1:A:104:ARG:NH2	2:B:79:LYS:CG	10	1.76
(1,37)	1:A:104:ARG:NH2	2:B:79:LYS:H	10	1.76
(1,37)	1:A:104:ARG:NH2	2:B:79:LYS:HA	10	1.76
(1,37)	1:A:104:ARG:NH2	2:B:79:LYS:HB2	10	1.76
(1,37)	1:A:104:ARG:NH2	2:B:79:LYS:HB3	10	1.76

*Continued on next page...*

*Continued from previous page...*

Key	Atom-1	Atom-2	Model ID	Violation (Å)
(1,37)	1:A:104:ARG:NH2	2:B:79:LYS:HD2	10	1.76
(1,37)	1:A:104:ARG:NH2	2:B:79:LYS:HD3	10	1.76
(1,37)	1:A:104:ARG:NH2	2:B:79:LYS:HE2	10	1.76
(1,37)	1:A:104:ARG:NH2	2:B:79:LYS:HE3	10	1.76
(1,37)	1:A:104:ARG:NH2	2:B:79:LYS:HG2	10	1.76
(1,37)	1:A:104:ARG:NH2	2:B:79:LYS:HG3	10	1.76
(1,37)	1:A:104:ARG:NH2	2:B:79:LYS:HZ1	10	1.76
(1,37)	1:A:104:ARG:NH2	2:B:79:LYS:HZ2	10	1.76
(1,37)	1:A:104:ARG:NH2	2:B:79:LYS:HZ3	10	1.76
(1,37)	1:A:104:ARG:NH2	2:B:79:LYS:N	10	1.76
(1,37)	1:A:104:ARG:NH2	2:B:79:LYS:NZ	10	1.76
(1,37)	1:A:104:ARG:NH2	2:B:79:LYS:O	10	1.76
(1,37)	1:A:104:ARG:NH2	2:B:80:ILE:C	10	1.76
(1,37)	1:A:104:ARG:NH2	2:B:80:ILE:CA	10	1.76
(1,37)	1:A:104:ARG:NH2	2:B:80:ILE:CB	10	1.76
(1,37)	1:A:104:ARG:NH2	2:B:80:ILE:CD1	10	1.76
(1,37)	1:A:104:ARG:NH2	2:B:80:ILE:CG1	10	1.76
(1,37)	1:A:104:ARG:NH2	2:B:80:ILE:CG2	10	1.76
(1,37)	1:A:104:ARG:NH2	2:B:80:ILE:H	10	1.76
(1,37)	1:A:104:ARG:NH2	2:B:80:ILE:HA	10	1.76
(1,37)	1:A:104:ARG:NH2	2:B:80:ILE:HB	10	1.76
(1,37)	1:A:104:ARG:NH2	2:B:80:ILE:HD11	10	1.76
(1,37)	1:A:104:ARG:NH2	2:B:80:ILE:HD12	10	1.76
(1,37)	1:A:104:ARG:NH2	2:B:80:ILE:HD13	10	1.76
(1,37)	1:A:104:ARG:NH2	2:B:80:ILE:HG12	10	1.76
(1,37)	1:A:104:ARG:NH2	2:B:80:ILE:HG13	10	1.76
(1,37)	1:A:104:ARG:NH2	2:B:80:ILE:HG21	10	1.76
(1,37)	1:A:104:ARG:NH2	2:B:80:ILE:HG22	10	1.76
(1,37)	1:A:104:ARG:NH2	2:B:80:ILE:HG23	10	1.76
(1,37)	1:A:104:ARG:NH2	2:B:80:ILE:N	10	1.76
(1,37)	1:A:104:ARG:NH2	2:B:80:ILE:O	10	1.76
(1,37)	1:A:104:ARG:NH2	2:B:84:GLN:C	10	1.76
(1,37)	1:A:104:ARG:NH2	2:B:84:GLN:CA	10	1.76
(1,37)	1:A:104:ARG:NH2	2:B:84:GLN:CB	10	1.76
(1,37)	1:A:104:ARG:NH2	2:B:84:GLN:CD	10	1.76
(1,37)	1:A:104:ARG:NH2	2:B:84:GLN:CG	10	1.76
(1,37)	1:A:104:ARG:NH2	2:B:84:GLN:H	10	1.76
(1,37)	1:A:104:ARG:NH2	2:B:84:GLN:HA	10	1.76
(1,37)	1:A:104:ARG:NH2	2:B:84:GLN:HB2	10	1.76
(1,37)	1:A:104:ARG:NH2	2:B:84:GLN:HB3	10	1.76
(1,37)	1:A:104:ARG:NH2	2:B:84:GLN:HE21	10	1.76
(1,37)	1:A:104:ARG:NH2	2:B:84:GLN:HE22	10	1.76

*Continued on next page...*



*Continued from previous page...*

Key	Atom-1	Atom-2	Model ID	Violation (Å)
(1,37)	1:A:104:ARG:NH2	2:B:84:GLN:HG2	10	1.76
(1,37)	1:A:104:ARG:NH2	2:B:84:GLN:HG3	10	1.76
(1,37)	1:A:104:ARG:NH2	2:B:84:GLN:N	10	1.76
(1,37)	1:A:104:ARG:NH2	2:B:84:GLN:NE2	10	1.76
(1,37)	1:A:104:ARG:NH2	2:B:84:GLN:O	10	1.76
(1,37)	1:A:104:ARG:NH2	2:B:84:GLN:OE1	10	1.76
(1,37)	1:A:104:ARG:NH2	2:B:97:THR:C	10	1.76
(1,37)	1:A:104:ARG:NH2	2:B:97:THR:CA	10	1.76
(1,37)	1:A:104:ARG:NH2	2:B:97:THR:CB	10	1.76
(1,37)	1:A:104:ARG:NH2	2:B:97:THR:CG2	10	1.76
(1,37)	1:A:104:ARG:NH2	2:B:97:THR:H	10	1.76
(1,37)	1:A:104:ARG:NH2	2:B:97:THR:HA	10	1.76
(1,37)	1:A:104:ARG:NH2	2:B:97:THR:HB	10	1.76
(1,37)	1:A:104:ARG:NH2	2:B:97:THR:HG1	10	1.76
(1,37)	1:A:104:ARG:NH2	2:B:97:THR:HG21	10	1.76
(1,37)	1:A:104:ARG:NH2	2:B:97:THR:HG22	10	1.76
(1,37)	1:A:104:ARG:NH2	2:B:97:THR:HG23	10	1.76
(1,37)	1:A:104:ARG:NH2	2:B:97:THR:N	10	1.76
(1,37)	1:A:104:ARG:NH2	2:B:97:THR:O	10	1.76
(1,37)	1:A:104:ARG:NH2	2:B:97:THR:OG1	10	1.76
(1,37)	1:A:104:ARG:NH2	2:B:99:HIS:C	10	1.76
(1,37)	1:A:104:ARG:NH2	2:B:99:HIS:CA	10	1.76
(1,37)	1:A:104:ARG:NH2	2:B:99:HIS:CB	10	1.76
(1,37)	1:A:104:ARG:NH2	2:B:99:HIS:CD2	10	1.76
(1,37)	1:A:104:ARG:NH2	2:B:99:HIS:CE1	10	1.76
(1,37)	1:A:104:ARG:NH2	2:B:99:HIS:CG	10	1.76
(1,37)	1:A:104:ARG:NH2	2:B:99:HIS:H	10	1.76
(1,37)	1:A:104:ARG:NH2	2:B:99:HIS:HA	10	1.76
(1,37)	1:A:104:ARG:NH2	2:B:99:HIS:HB2	10	1.76
(1,37)	1:A:104:ARG:NH2	2:B:99:HIS:HB3	10	1.76
(1,37)	1:A:104:ARG:NH2	2:B:99:HIS:HD1	10	1.76
(1,37)	1:A:104:ARG:NH2	2:B:99:HIS:HD2	10	1.76
(1,37)	1:A:104:ARG:NH2	2:B:99:HIS:HE1	10	1.76
(1,37)	1:A:104:ARG:NH2	2:B:99:HIS:HE2	10	1.76
(1,37)	1:A:104:ARG:NH2	2:B:99:HIS:N	10	1.76
(1,37)	1:A:104:ARG:NH2	2:B:99:HIS:ND1	10	1.76
(1,37)	1:A:104:ARG:NH2	2:B:99:HIS:NE2	10	1.76
(1,37)	1:A:104:ARG:NH2	2:B:99:HIS:O	10	1.76
(1,37)	1:A:104:ARG:NH2	2:B:101:VAL:C	10	1.76
(1,37)	1:A:104:ARG:NH2	2:B:101:VAL:CA	10	1.76
(1,37)	1:A:104:ARG:NH2	2:B:101:VAL:CB	10	1.76
(1,37)	1:A:104:ARG:NH2	2:B:101:VAL:CG1	10	1.76

*Continued on next page...*

*Continued from previous page...*

Key	Atom-1	Atom-2	Model ID	Violation (Å)
(1,37)	1:A:104:ARG:NH2	2:B:101:VAL:CG2	10	1.76
(1,37)	1:A:104:ARG:NH2	2:B:101:VAL:H	10	1.76
(1,37)	1:A:104:ARG:NH2	2:B:101:VAL:HA	10	1.76
(1,37)	1:A:104:ARG:NH2	2:B:101:VAL:HB	10	1.76
(1,37)	1:A:104:ARG:NH2	2:B:101:VAL:HG11	10	1.76
(1,37)	1:A:104:ARG:NH2	2:B:101:VAL:HG12	10	1.76
(1,37)	1:A:104:ARG:NH2	2:B:101:VAL:HG13	10	1.76
(1,37)	1:A:104:ARG:NH2	2:B:101:VAL:HG21	10	1.76
(1,37)	1:A:104:ARG:NH2	2:B:101:VAL:HG22	10	1.76
(1,37)	1:A:104:ARG:NH2	2:B:101:VAL:HG23	10	1.76
(1,37)	1:A:104:ARG:NH2	2:B:101:VAL:N	10	1.76
(1,37)	1:A:104:ARG:NH2	2:B:101:VAL:O	10	1.76
(1,37)	1:A:104:ARG:O	2:B:75:ILE:C	10	1.76
(1,37)	1:A:104:ARG:O	2:B:75:ILE:CA	10	1.76
(1,37)	1:A:104:ARG:O	2:B:75:ILE:CB	10	1.76
(1,37)	1:A:104:ARG:O	2:B:75:ILE:CD1	10	1.76
(1,37)	1:A:104:ARG:O	2:B:75:ILE:CG1	10	1.76
(1,37)	1:A:104:ARG:O	2:B:75:ILE:CG2	10	1.76
(1,37)	1:A:104:ARG:O	2:B:75:ILE:H	10	1.76
(1,37)	1:A:104:ARG:O	2:B:75:ILE:HA	10	1.76
(1,37)	1:A:104:ARG:O	2:B:75:ILE:HB	10	1.76
(1,37)	1:A:104:ARG:O	2:B:75:ILE:HD11	10	1.76
(1,37)	1:A:104:ARG:O	2:B:75:ILE:HD12	10	1.76
(1,37)	1:A:104:ARG:O	2:B:75:ILE:HD13	10	1.76
(1,37)	1:A:104:ARG:O	2:B:75:ILE:HG12	10	1.76
(1,37)	1:A:104:ARG:O	2:B:75:ILE:HG13	10	1.76
(1,37)	1:A:104:ARG:O	2:B:75:ILE:HG21	10	1.76
(1,37)	1:A:104:ARG:O	2:B:75:ILE:HG22	10	1.76
(1,37)	1:A:104:ARG:O	2:B:75:ILE:HG23	10	1.76
(1,37)	1:A:104:ARG:O	2:B:75:ILE:N	10	1.76
(1,37)	1:A:104:ARG:O	2:B:75:ILE:O	10	1.76
(1,37)	1:A:104:ARG:O	2:B:77:ALA:C	10	1.76
(1,37)	1:A:104:ARG:O	2:B:77:ALA:CA	10	1.76
(1,37)	1:A:104:ARG:O	2:B:77:ALA:CB	10	1.76
(1,37)	1:A:104:ARG:O	2:B:77:ALA:H	10	1.76
(1,37)	1:A:104:ARG:O	2:B:77:ALA:HA	10	1.76
(1,37)	1:A:104:ARG:O	2:B:77:ALA:HB1	10	1.76
(1,37)	1:A:104:ARG:O	2:B:77:ALA:HB2	10	1.76
(1,37)	1:A:104:ARG:O	2:B:77:ALA:HB3	10	1.76
(1,37)	1:A:104:ARG:O	2:B:77:ALA:N	10	1.76
(1,37)	1:A:104:ARG:O	2:B:77:ALA:O	10	1.76
(1,37)	1:A:104:ARG:O	2:B:78:GLY:C	10	1.76

*Continued on next page...*

*Continued from previous page...*

Key	Atom-1	Atom-2	Model ID	Violation (Å)
(1,37)	1:A:104:ARG:O	2:B:78:GLY:CA	10	1.76
(1,37)	1:A:104:ARG:O	2:B:78:GLY:H	10	1.76
(1,37)	1:A:104:ARG:O	2:B:78:GLY:HA2	10	1.76
(1,37)	1:A:104:ARG:O	2:B:78:GLY:HA3	10	1.76
(1,37)	1:A:104:ARG:O	2:B:78:GLY:N	10	1.76
(1,37)	1:A:104:ARG:O	2:B:78:GLY:O	10	1.76
(1,37)	1:A:104:ARG:O	2:B:79:LYS:C	10	1.76
(1,37)	1:A:104:ARG:O	2:B:79:LYS:CA	10	1.76
(1,37)	1:A:104:ARG:O	2:B:79:LYS:CB	10	1.76
(1,37)	1:A:104:ARG:O	2:B:79:LYS:CD	10	1.76
(1,37)	1:A:104:ARG:O	2:B:79:LYS:CE	10	1.76
(1,37)	1:A:104:ARG:O	2:B:79:LYS:CG	10	1.76
(1,37)	1:A:104:ARG:O	2:B:79:LYS:H	10	1.76
(1,37)	1:A:104:ARG:O	2:B:79:LYS:HA	10	1.76
(1,37)	1:A:104:ARG:O	2:B:79:LYS:HB2	10	1.76
(1,37)	1:A:104:ARG:O	2:B:79:LYS:HB3	10	1.76
(1,37)	1:A:104:ARG:O	2:B:79:LYS:HD2	10	1.76
(1,37)	1:A:104:ARG:O	2:B:79:LYS:HD3	10	1.76
(1,37)	1:A:104:ARG:O	2:B:79:LYS:HE2	10	1.76
(1,37)	1:A:104:ARG:O	2:B:79:LYS:HE3	10	1.76
(1,37)	1:A:104:ARG:O	2:B:79:LYS:HG2	10	1.76
(1,37)	1:A:104:ARG:O	2:B:79:LYS:HG3	10	1.76
(1,37)	1:A:104:ARG:O	2:B:79:LYS:HZ1	10	1.76
(1,37)	1:A:104:ARG:O	2:B:79:LYS:HZ2	10	1.76
(1,37)	1:A:104:ARG:O	2:B:79:LYS:HZ3	10	1.76
(1,37)	1:A:104:ARG:O	2:B:79:LYS:N	10	1.76
(1,37)	1:A:104:ARG:O	2:B:79:LYS:NZ	10	1.76
(1,37)	1:A:104:ARG:O	2:B:79:LYS:O	10	1.76
(1,37)	1:A:104:ARG:O	2:B:80:ILE:C	10	1.76
(1,37)	1:A:104:ARG:O	2:B:80:ILE:CA	10	1.76
(1,37)	1:A:104:ARG:O	2:B:80:ILE:CB	10	1.76
(1,37)	1:A:104:ARG:O	2:B:80:ILE:CD1	10	1.76
(1,37)	1:A:104:ARG:O	2:B:80:ILE:CG1	10	1.76
(1,37)	1:A:104:ARG:O	2:B:80:ILE:CG2	10	1.76
(1,37)	1:A:104:ARG:O	2:B:80:ILE:H	10	1.76
(1,37)	1:A:104:ARG:O	2:B:80:ILE:HA	10	1.76
(1,37)	1:A:104:ARG:O	2:B:80:ILE:HB	10	1.76
(1,37)	1:A:104:ARG:O	2:B:80:ILE:HD11	10	1.76
(1,37)	1:A:104:ARG:O	2:B:80:ILE:HD12	10	1.76
(1,37)	1:A:104:ARG:O	2:B:80:ILE:HD13	10	1.76
(1,37)	1:A:104:ARG:O	2:B:80:ILE:HG12	10	1.76
(1,37)	1:A:104:ARG:O	2:B:80:ILE:HG13	10	1.76

*Continued on next page...*

*Continued from previous page...*

Key	Atom-1	Atom-2	Model ID	Violation (Å)
(1,37)	1:A:104:ARG:O	2:B:80:ILE:HG21	10	1.76
(1,37)	1:A:104:ARG:O	2:B:80:ILE:HG22	10	1.76
(1,37)	1:A:104:ARG:O	2:B:80:ILE:HG23	10	1.76
(1,37)	1:A:104:ARG:O	2:B:80:ILE:N	10	1.76
(1,37)	1:A:104:ARG:O	2:B:80:ILE:O	10	1.76
(1,37)	1:A:104:ARG:O	2:B:84:GLN:C	10	1.76
(1,37)	1:A:104:ARG:O	2:B:84:GLN:CA	10	1.76
(1,37)	1:A:104:ARG:O	2:B:84:GLN:CB	10	1.76
(1,37)	1:A:104:ARG:O	2:B:84:GLN:CD	10	1.76
(1,37)	1:A:104:ARG:O	2:B:84:GLN:CG	10	1.76
(1,37)	1:A:104:ARG:O	2:B:84:GLN:H	10	1.76
(1,37)	1:A:104:ARG:O	2:B:84:GLN:HA	10	1.76
(1,37)	1:A:104:ARG:O	2:B:84:GLN:HB2	10	1.76
(1,37)	1:A:104:ARG:O	2:B:84:GLN:HB3	10	1.76
(1,37)	1:A:104:ARG:O	2:B:84:GLN:HE21	10	1.76
(1,37)	1:A:104:ARG:O	2:B:84:GLN:HE22	10	1.76
(1,37)	1:A:104:ARG:O	2:B:84:GLN:HG2	10	1.76
(1,37)	1:A:104:ARG:O	2:B:84:GLN:HG3	10	1.76
(1,37)	1:A:104:ARG:O	2:B:84:GLN:N	10	1.76
(1,37)	1:A:104:ARG:O	2:B:84:GLN:NE2	10	1.76
(1,37)	1:A:104:ARG:O	2:B:84:GLN:O	10	1.76
(1,37)	1:A:104:ARG:O	2:B:84:GLN:OE1	10	1.76
(1,37)	1:A:104:ARG:O	2:B:97:THR:C	10	1.76
(1,37)	1:A:104:ARG:O	2:B:97:THR:CA	10	1.76
(1,37)	1:A:104:ARG:O	2:B:97:THR:CB	10	1.76
(1,37)	1:A:104:ARG:O	2:B:97:THR:CG2	10	1.76
(1,37)	1:A:104:ARG:O	2:B:97:THR:H	10	1.76
(1,37)	1:A:104:ARG:O	2:B:97:THR:HA	10	1.76
(1,37)	1:A:104:ARG:O	2:B:97:THR:HB	10	1.76
(1,37)	1:A:104:ARG:O	2:B:97:THR:HG1	10	1.76
(1,37)	1:A:104:ARG:O	2:B:97:THR:HG21	10	1.76
(1,37)	1:A:104:ARG:O	2:B:97:THR:HG22	10	1.76
(1,37)	1:A:104:ARG:O	2:B:97:THR:HG23	10	1.76
(1,37)	1:A:104:ARG:O	2:B:97:THR:N	10	1.76
(1,37)	1:A:104:ARG:O	2:B:97:THR:O	10	1.76
(1,37)	1:A:104:ARG:O	2:B:97:THR:OG1	10	1.76
(1,37)	1:A:104:ARG:O	2:B:99:HIS:C	10	1.76
(1,37)	1:A:104:ARG:O	2:B:99:HIS:CA	10	1.76
(1,37)	1:A:104:ARG:O	2:B:99:HIS:CB	10	1.76
(1,37)	1:A:104:ARG:O	2:B:99:HIS:CD2	10	1.76
(1,37)	1:A:104:ARG:O	2:B:99:HIS:CE1	10	1.76
(1,37)	1:A:104:ARG:O	2:B:99:HIS:CG	10	1.76

*Continued on next page...*

*Continued from previous page...*

Key	Atom-1	Atom-2	Model ID	Violation (Å)
(1,37)	1:A:104:ARG:O	2:B:99:HIS:H	10	1.76
(1,37)	1:A:104:ARG:O	2:B:99:HIS:HA	10	1.76
(1,37)	1:A:104:ARG:O	2:B:99:HIS:HB2	10	1.76
(1,37)	1:A:104:ARG:O	2:B:99:HIS:HB3	10	1.76
(1,37)	1:A:104:ARG:O	2:B:99:HIS:HD1	10	1.76
(1,37)	1:A:104:ARG:O	2:B:99:HIS:HD2	10	1.76
(1,37)	1:A:104:ARG:O	2:B:99:HIS:HE1	10	1.76
(1,37)	1:A:104:ARG:O	2:B:99:HIS:HE2	10	1.76
(1,37)	1:A:104:ARG:O	2:B:99:HIS:N	10	1.76
(1,37)	1:A:104:ARG:O	2:B:99:HIS:ND1	10	1.76
(1,37)	1:A:104:ARG:O	2:B:99:HIS:NE2	10	1.76
(1,37)	1:A:104:ARG:O	2:B:99:HIS:O	10	1.76
(1,37)	1:A:104:ARG:O	2:B:101:VAL:C	10	1.76
(1,37)	1:A:104:ARG:O	2:B:101:VAL:CA	10	1.76
(1,37)	1:A:104:ARG:O	2:B:101:VAL:CB	10	1.76
(1,37)	1:A:104:ARG:O	2:B:101:VAL:CG1	10	1.76
(1,37)	1:A:104:ARG:O	2:B:101:VAL:CG2	10	1.76
(1,37)	1:A:104:ARG:O	2:B:101:VAL:H	10	1.76
(1,37)	1:A:104:ARG:O	2:B:101:VAL:HA	10	1.76
(1,37)	1:A:104:ARG:O	2:B:101:VAL:HB	10	1.76
(1,37)	1:A:104:ARG:O	2:B:101:VAL:HG11	10	1.76
(1,37)	1:A:104:ARG:O	2:B:101:VAL:HG12	10	1.76
(1,37)	1:A:104:ARG:O	2:B:101:VAL:HG13	10	1.76
(1,37)	1:A:104:ARG:O	2:B:101:VAL:HG21	10	1.76
(1,37)	1:A:104:ARG:O	2:B:101:VAL:HG22	10	1.76
(1,37)	1:A:104:ARG:O	2:B:101:VAL:HG23	10	1.76
(1,37)	1:A:104:ARG:O	2:B:101:VAL:N	10	1.76
(1,37)	1:A:104:ARG:O	2:B:101:VAL:O	10	1.76
(1,37)	1:A:104:ARG:C	2:B:75:ILE:C	14	1.76
(1,37)	1:A:104:ARG:C	2:B:75:ILE:CA	14	1.76
(1,37)	1:A:104:ARG:C	2:B:75:ILE:CB	14	1.76
(1,37)	1:A:104:ARG:C	2:B:75:ILE:CD1	14	1.76
(1,37)	1:A:104:ARG:C	2:B:75:ILE:CG1	14	1.76
(1,37)	1:A:104:ARG:C	2:B:75:ILE:CG2	14	1.76
(1,37)	1:A:104:ARG:C	2:B:75:ILE:H	14	1.76
(1,37)	1:A:104:ARG:C	2:B:75:ILE:HA	14	1.76
(1,37)	1:A:104:ARG:C	2:B:75:ILE:HB	14	1.76
(1,37)	1:A:104:ARG:C	2:B:75:ILE:HD11	14	1.76
(1,37)	1:A:104:ARG:C	2:B:75:ILE:HD12	14	1.76
(1,37)	1:A:104:ARG:C	2:B:75:ILE:HD13	14	1.76
(1,37)	1:A:104:ARG:C	2:B:75:ILE:HG12	14	1.76
(1,37)	1:A:104:ARG:C	2:B:75:ILE:HG13	14	1.76

*Continued on next page...*

*Continued from previous page...*

Key	Atom-1	Atom-2	Model ID	Violation (Å)
(1,37)	1:A:104:ARG:C	2:B:75:ILE:HG21	14	1.76
(1,37)	1:A:104:ARG:C	2:B:75:ILE:HG22	14	1.76
(1,37)	1:A:104:ARG:C	2:B:75:ILE:HG23	14	1.76
(1,37)	1:A:104:ARG:C	2:B:75:ILE:N	14	1.76
(1,37)	1:A:104:ARG:C	2:B:75:ILE:O	14	1.76
(1,37)	1:A:104:ARG:C	2:B:77:ALA:C	14	1.76
(1,37)	1:A:104:ARG:C	2:B:77:ALA:CA	14	1.76
(1,37)	1:A:104:ARG:C	2:B:77:ALA:CB	14	1.76
(1,37)	1:A:104:ARG:C	2:B:77:ALA:H	14	1.76
(1,37)	1:A:104:ARG:C	2:B:77:ALA:HA	14	1.76
(1,37)	1:A:104:ARG:C	2:B:77:ALA:HB1	14	1.76
(1,37)	1:A:104:ARG:C	2:B:77:ALA:HB2	14	1.76
(1,37)	1:A:104:ARG:C	2:B:77:ALA:HB3	14	1.76
(1,37)	1:A:104:ARG:C	2:B:77:ALA:N	14	1.76
(1,37)	1:A:104:ARG:C	2:B:77:ALA:O	14	1.76
(1,37)	1:A:104:ARG:C	2:B:78:GLY:C	14	1.76
(1,37)	1:A:104:ARG:C	2:B:78:GLY:CA	14	1.76
(1,37)	1:A:104:ARG:C	2:B:78:GLY:H	14	1.76
(1,37)	1:A:104:ARG:C	2:B:78:GLY:HA2	14	1.76
(1,37)	1:A:104:ARG:C	2:B:78:GLY:HA3	14	1.76
(1,37)	1:A:104:ARG:C	2:B:78:GLY:N	14	1.76
(1,37)	1:A:104:ARG:C	2:B:78:GLY:O	14	1.76
(1,37)	1:A:104:ARG:C	2:B:79:LYS:C	14	1.76
(1,37)	1:A:104:ARG:C	2:B:79:LYS:CA	14	1.76
(1,37)	1:A:104:ARG:C	2:B:79:LYS:CB	14	1.76
(1,37)	1:A:104:ARG:C	2:B:79:LYS:CD	14	1.76
(1,37)	1:A:104:ARG:C	2:B:79:LYS:CE	14	1.76
(1,37)	1:A:104:ARG:C	2:B:79:LYS:CG	14	1.76
(1,37)	1:A:104:ARG:C	2:B:79:LYS:H	14	1.76
(1,37)	1:A:104:ARG:C	2:B:79:LYS:HA	14	1.76
(1,37)	1:A:104:ARG:C	2:B:79:LYS:HB2	14	1.76
(1,37)	1:A:104:ARG:C	2:B:79:LYS:HB3	14	1.76
(1,37)	1:A:104:ARG:C	2:B:79:LYS:HD2	14	1.76
(1,37)	1:A:104:ARG:C	2:B:79:LYS:HD3	14	1.76
(1,37)	1:A:104:ARG:C	2:B:79:LYS:HE2	14	1.76
(1,37)	1:A:104:ARG:C	2:B:79:LYS:HE3	14	1.76
(1,37)	1:A:104:ARG:C	2:B:79:LYS:HG2	14	1.76
(1,37)	1:A:104:ARG:C	2:B:79:LYS:HG3	14	1.76
(1,37)	1:A:104:ARG:C	2:B:79:LYS:HZ1	14	1.76
(1,37)	1:A:104:ARG:C	2:B:79:LYS:HZ2	14	1.76
(1,37)	1:A:104:ARG:C	2:B:79:LYS:HZ3	14	1.76
(1,37)	1:A:104:ARG:C	2:B:79:LYS:N	14	1.76

*Continued on next page...*

*Continued from previous page...*

Key	Atom-1	Atom-2	Model ID	Violation (Å)
(1,37)	1:A:104:ARG:C	2:B:79:LYS:NZ	14	1.76
(1,37)	1:A:104:ARG:C	2:B:79:LYS:O	14	1.76
(1,37)	1:A:104:ARG:C	2:B:80:ILE:C	14	1.76
(1,37)	1:A:104:ARG:C	2:B:80:ILE:CA	14	1.76
(1,37)	1:A:104:ARG:C	2:B:80:ILE:CB	14	1.76
(1,37)	1:A:104:ARG:C	2:B:80:ILE:CD1	14	1.76
(1,37)	1:A:104:ARG:C	2:B:80:ILE:CG1	14	1.76
(1,37)	1:A:104:ARG:C	2:B:80:ILE:CG2	14	1.76
(1,37)	1:A:104:ARG:C	2:B:80:ILE:H	14	1.76
(1,37)	1:A:104:ARG:C	2:B:80:ILE:HA	14	1.76
(1,37)	1:A:104:ARG:C	2:B:80:ILE:HB	14	1.76
(1,37)	1:A:104:ARG:C	2:B:80:ILE:HD11	14	1.76
(1,37)	1:A:104:ARG:C	2:B:80:ILE:HD12	14	1.76
(1,37)	1:A:104:ARG:C	2:B:80:ILE:HD13	14	1.76
(1,37)	1:A:104:ARG:C	2:B:80:ILE:HG12	14	1.76
(1,37)	1:A:104:ARG:C	2:B:80:ILE:HG13	14	1.76
(1,37)	1:A:104:ARG:C	2:B:80:ILE:HG21	14	1.76
(1,37)	1:A:104:ARG:C	2:B:80:ILE:HG22	14	1.76
(1,37)	1:A:104:ARG:C	2:B:80:ILE:HG23	14	1.76
(1,37)	1:A:104:ARG:C	2:B:80:ILE:N	14	1.76
(1,37)	1:A:104:ARG:C	2:B:80:ILE:O	14	1.76
(1,37)	1:A:104:ARG:C	2:B:84:GLN:C	14	1.76
(1,37)	1:A:104:ARG:C	2:B:84:GLN:CA	14	1.76
(1,37)	1:A:104:ARG:C	2:B:84:GLN:CB	14	1.76
(1,37)	1:A:104:ARG:C	2:B:84:GLN:CD	14	1.76
(1,37)	1:A:104:ARG:C	2:B:84:GLN:CG	14	1.76
(1,37)	1:A:104:ARG:C	2:B:84:GLN:H	14	1.76
(1,37)	1:A:104:ARG:C	2:B:84:GLN:HA	14	1.76
(1,37)	1:A:104:ARG:C	2:B:84:GLN:HB2	14	1.76
(1,37)	1:A:104:ARG:C	2:B:84:GLN:HB3	14	1.76
(1,37)	1:A:104:ARG:C	2:B:84:GLN:HE21	14	1.76
(1,37)	1:A:104:ARG:C	2:B:84:GLN:HE22	14	1.76
(1,37)	1:A:104:ARG:C	2:B:84:GLN:HG2	14	1.76
(1,37)	1:A:104:ARG:C	2:B:84:GLN:HG3	14	1.76
(1,37)	1:A:104:ARG:C	2:B:84:GLN:N	14	1.76
(1,37)	1:A:104:ARG:C	2:B:84:GLN:NE2	14	1.76
(1,37)	1:A:104:ARG:C	2:B:84:GLN:O	14	1.76
(1,37)	1:A:104:ARG:C	2:B:84:GLN:OE1	14	1.76
(1,37)	1:A:104:ARG:C	2:B:97:THR:C	14	1.76
(1,37)	1:A:104:ARG:C	2:B:97:THR:CA	14	1.76
(1,37)	1:A:104:ARG:C	2:B:97:THR:CB	14	1.76
(1,37)	1:A:104:ARG:C	2:B:97:THR:CG2	14	1.76

*Continued on next page...*

*Continued from previous page...*

Key	Atom-1	Atom-2	Model ID	Violation (Å)
(1,37)	1:A:104:ARG:C	2:B:97:THR:H	14	1.76
(1,37)	1:A:104:ARG:C	2:B:97:THR:HA	14	1.76
(1,37)	1:A:104:ARG:C	2:B:97:THR:HB	14	1.76
(1,37)	1:A:104:ARG:C	2:B:97:THR:HG1	14	1.76
(1,37)	1:A:104:ARG:C	2:B:97:THR:HG21	14	1.76
(1,37)	1:A:104:ARG:C	2:B:97:THR:HG22	14	1.76
(1,37)	1:A:104:ARG:C	2:B:97:THR:HG23	14	1.76
(1,37)	1:A:104:ARG:C	2:B:97:THR:N	14	1.76
(1,37)	1:A:104:ARG:C	2:B:97:THR:O	14	1.76
(1,37)	1:A:104:ARG:C	2:B:97:THR:OG1	14	1.76
(1,37)	1:A:104:ARG:C	2:B:99:HIS:C	14	1.76
(1,37)	1:A:104:ARG:C	2:B:99:HIS:CA	14	1.76
(1,37)	1:A:104:ARG:C	2:B:99:HIS:CB	14	1.76
(1,37)	1:A:104:ARG:C	2:B:99:HIS:CD2	14	1.76
(1,37)	1:A:104:ARG:C	2:B:99:HIS:CE1	14	1.76
(1,37)	1:A:104:ARG:C	2:B:99:HIS:CG	14	1.76
(1,37)	1:A:104:ARG:C	2:B:99:HIS:H	14	1.76
(1,37)	1:A:104:ARG:C	2:B:99:HIS:HA	14	1.76
(1,37)	1:A:104:ARG:C	2:B:99:HIS:HB2	14	1.76
(1,37)	1:A:104:ARG:C	2:B:99:HIS:HB3	14	1.76
(1,37)	1:A:104:ARG:C	2:B:99:HIS:HD1	14	1.76
(1,37)	1:A:104:ARG:C	2:B:99:HIS:HD2	14	1.76
(1,37)	1:A:104:ARG:C	2:B:99:HIS:HE1	14	1.76
(1,37)	1:A:104:ARG:C	2:B:99:HIS:HE2	14	1.76
(1,37)	1:A:104:ARG:C	2:B:99:HIS:N	14	1.76
(1,37)	1:A:104:ARG:C	2:B:99:HIS:ND1	14	1.76
(1,37)	1:A:104:ARG:C	2:B:99:HIS:NE2	14	1.76
(1,37)	1:A:104:ARG:C	2:B:99:HIS:O	14	1.76
(1,37)	1:A:104:ARG:C	2:B:101:VAL:C	14	1.76
(1,37)	1:A:104:ARG:C	2:B:101:VAL:CA	14	1.76
(1,37)	1:A:104:ARG:C	2:B:101:VAL:CB	14	1.76
(1,37)	1:A:104:ARG:C	2:B:101:VAL:CG1	14	1.76
(1,37)	1:A:104:ARG:C	2:B:101:VAL:CG2	14	1.76
(1,37)	1:A:104:ARG:C	2:B:101:VAL:H	14	1.76
(1,37)	1:A:104:ARG:C	2:B:101:VAL:HA	14	1.76
(1,37)	1:A:104:ARG:C	2:B:101:VAL:HB	14	1.76
(1,37)	1:A:104:ARG:C	2:B:101:VAL:HG11	14	1.76
(1,37)	1:A:104:ARG:C	2:B:101:VAL:HG12	14	1.76
(1,37)	1:A:104:ARG:C	2:B:101:VAL:HG13	14	1.76
(1,37)	1:A:104:ARG:C	2:B:101:VAL:HG21	14	1.76
(1,37)	1:A:104:ARG:C	2:B:101:VAL:HG22	14	1.76
(1,37)	1:A:104:ARG:C	2:B:101:VAL:HG23	14	1.76

*Continued on next page...*



*Continued from previous page...*

Key	Atom-1	Atom-2	Model ID	Violation (Å)
(1,37)	1:A:104:ARG:C	2:B:101:VAL:N	14	1.76
(1,37)	1:A:104:ARG:C	2:B:101:VAL:O	14	1.76
(1,37)	1:A:104:ARG:CA	2:B:75:ILE:C	14	1.76
(1,37)	1:A:104:ARG:CA	2:B:75:ILE:CA	14	1.76
(1,37)	1:A:104:ARG:CA	2:B:75:ILE:CB	14	1.76
(1,37)	1:A:104:ARG:CA	2:B:75:ILE:CD1	14	1.76
(1,37)	1:A:104:ARG:CA	2:B:75:ILE:CG1	14	1.76
(1,37)	1:A:104:ARG:CA	2:B:75:ILE:CG2	14	1.76
(1,37)	1:A:104:ARG:CA	2:B:75:ILE:H	14	1.76
(1,37)	1:A:104:ARG:CA	2:B:75:ILE:HA	14	1.76
(1,37)	1:A:104:ARG:CA	2:B:75:ILE:HB	14	1.76
(1,37)	1:A:104:ARG:CA	2:B:75:ILE:HD11	14	1.76
(1,37)	1:A:104:ARG:CA	2:B:75:ILE:HD12	14	1.76
(1,37)	1:A:104:ARG:CA	2:B:75:ILE:HD13	14	1.76
(1,37)	1:A:104:ARG:CA	2:B:75:ILE:HG12	14	1.76
(1,37)	1:A:104:ARG:CA	2:B:75:ILE:HG13	14	1.76
(1,37)	1:A:104:ARG:CA	2:B:75:ILE:HG21	14	1.76
(1,37)	1:A:104:ARG:CA	2:B:75:ILE:HG22	14	1.76
(1,37)	1:A:104:ARG:CA	2:B:75:ILE:HG23	14	1.76
(1,37)	1:A:104:ARG:CA	2:B:75:ILE:N	14	1.76
(1,37)	1:A:104:ARG:CA	2:B:75:ILE:O	14	1.76
(1,37)	1:A:104:ARG:CA	2:B:77:ALA:C	14	1.76
(1,37)	1:A:104:ARG:CA	2:B:77:ALA:CA	14	1.76
(1,37)	1:A:104:ARG:CA	2:B:77:ALA:CB	14	1.76
(1,37)	1:A:104:ARG:CA	2:B:77:ALA:H	14	1.76
(1,37)	1:A:104:ARG:CA	2:B:77:ALA:HA	14	1.76
(1,37)	1:A:104:ARG:CA	2:B:77:ALA:HB1	14	1.76
(1,37)	1:A:104:ARG:CA	2:B:77:ALA:HB2	14	1.76
(1,37)	1:A:104:ARG:CA	2:B:77:ALA:HB3	14	1.76
(1,37)	1:A:104:ARG:CA	2:B:77:ALA:N	14	1.76
(1,37)	1:A:104:ARG:CA	2:B:77:ALA:O	14	1.76
(1,37)	1:A:104:ARG:CA	2:B:78:GLY:C	14	1.76
(1,37)	1:A:104:ARG:CA	2:B:78:GLY:CA	14	1.76
(1,37)	1:A:104:ARG:CA	2:B:78:GLY:H	14	1.76
(1,37)	1:A:104:ARG:CA	2:B:78:GLY:HA2	14	1.76
(1,37)	1:A:104:ARG:CA	2:B:78:GLY:HA3	14	1.76
(1,37)	1:A:104:ARG:CA	2:B:78:GLY:N	14	1.76
(1,37)	1:A:104:ARG:CA	2:B:78:GLY:O	14	1.76
(1,37)	1:A:104:ARG:CA	2:B:79:LYS:C	14	1.76
(1,37)	1:A:104:ARG:CA	2:B:79:LYS:CA	14	1.76
(1,37)	1:A:104:ARG:CA	2:B:79:LYS:CB	14	1.76
(1,37)	1:A:104:ARG:CA	2:B:79:LYS:CD	14	1.76

*Continued on next page...*

*Continued from previous page...*

Key	Atom-1	Atom-2	Model ID	Violation (Å)
(1,37)	1:A:104:ARG:CA	2:B:79:LYS:CE	14	1.76
(1,37)	1:A:104:ARG:CA	2:B:79:LYS:CG	14	1.76
(1,37)	1:A:104:ARG:CA	2:B:79:LYS:H	14	1.76
(1,37)	1:A:104:ARG:CA	2:B:79:LYS:HA	14	1.76
(1,37)	1:A:104:ARG:CA	2:B:79:LYS:HB2	14	1.76
(1,37)	1:A:104:ARG:CA	2:B:79:LYS:HB3	14	1.76
(1,37)	1:A:104:ARG:CA	2:B:79:LYS:HD2	14	1.76
(1,37)	1:A:104:ARG:CA	2:B:79:LYS:HD3	14	1.76
(1,37)	1:A:104:ARG:CA	2:B:79:LYS:HE2	14	1.76
(1,37)	1:A:104:ARG:CA	2:B:79:LYS:HE3	14	1.76
(1,37)	1:A:104:ARG:CA	2:B:79:LYS:HG2	14	1.76
(1,37)	1:A:104:ARG:CA	2:B:79:LYS:HG3	14	1.76
(1,37)	1:A:104:ARG:CA	2:B:79:LYS:HZ1	14	1.76
(1,37)	1:A:104:ARG:CA	2:B:79:LYS:HZ2	14	1.76
(1,37)	1:A:104:ARG:CA	2:B:79:LYS:HZ3	14	1.76
(1,37)	1:A:104:ARG:CA	2:B:79:LYS:N	14	1.76
(1,37)	1:A:104:ARG:CA	2:B:79:LYS:NZ	14	1.76
(1,37)	1:A:104:ARG:CA	2:B:79:LYS:O	14	1.76
(1,37)	1:A:104:ARG:CA	2:B:80:ILE:C	14	1.76
(1,37)	1:A:104:ARG:CA	2:B:80:ILE:CA	14	1.76
(1,37)	1:A:104:ARG:CA	2:B:80:ILE:CB	14	1.76
(1,37)	1:A:104:ARG:CA	2:B:80:ILE:CD1	14	1.76
(1,37)	1:A:104:ARG:CA	2:B:80:ILE:CG1	14	1.76
(1,37)	1:A:104:ARG:CA	2:B:80:ILE:CG2	14	1.76
(1,37)	1:A:104:ARG:CA	2:B:80:ILE:H	14	1.76
(1,37)	1:A:104:ARG:CA	2:B:80:ILE:HA	14	1.76
(1,37)	1:A:104:ARG:CA	2:B:80:ILE:HB	14	1.76
(1,37)	1:A:104:ARG:CA	2:B:80:ILE:HD11	14	1.76
(1,37)	1:A:104:ARG:CA	2:B:80:ILE:HD12	14	1.76
(1,37)	1:A:104:ARG:CA	2:B:80:ILE:HD13	14	1.76
(1,37)	1:A:104:ARG:CA	2:B:80:ILE:HG12	14	1.76
(1,37)	1:A:104:ARG:CA	2:B:80:ILE:HG13	14	1.76
(1,37)	1:A:104:ARG:CA	2:B:80:ILE:HG21	14	1.76
(1,37)	1:A:104:ARG:CA	2:B:80:ILE:HG22	14	1.76
(1,37)	1:A:104:ARG:CA	2:B:80:ILE:HG23	14	1.76
(1,37)	1:A:104:ARG:CA	2:B:80:ILE:N	14	1.76
(1,37)	1:A:104:ARG:CA	2:B:80:ILE:O	14	1.76
(1,37)	1:A:104:ARG:CA	2:B:84:GLN:C	14	1.76
(1,37)	1:A:104:ARG:CA	2:B:84:GLN:CA	14	1.76
(1,37)	1:A:104:ARG:CA	2:B:84:GLN:CB	14	1.76
(1,37)	1:A:104:ARG:CA	2:B:84:GLN:CD	14	1.76
(1,37)	1:A:104:ARG:CA	2:B:84:GLN:CG	14	1.76

*Continued on next page...*

*Continued from previous page...*

Key	Atom-1	Atom-2	Model ID	Violation (Å)
(1,37)	1:A:104:ARG:CA	2:B:84:GLN:H	14	1.76
(1,37)	1:A:104:ARG:CA	2:B:84:GLN:HA	14	1.76
(1,37)	1:A:104:ARG:CA	2:B:84:GLN:HB2	14	1.76
(1,37)	1:A:104:ARG:CA	2:B:84:GLN:HB3	14	1.76
(1,37)	1:A:104:ARG:CA	2:B:84:GLN:HE21	14	1.76
(1,37)	1:A:104:ARG:CA	2:B:84:GLN:HE22	14	1.76
(1,37)	1:A:104:ARG:CA	2:B:84:GLN:HG2	14	1.76
(1,37)	1:A:104:ARG:CA	2:B:84:GLN:HG3	14	1.76
(1,37)	1:A:104:ARG:CA	2:B:84:GLN:N	14	1.76
(1,37)	1:A:104:ARG:CA	2:B:84:GLN:NE2	14	1.76
(1,37)	1:A:104:ARG:CA	2:B:84:GLN:O	14	1.76
(1,37)	1:A:104:ARG:CA	2:B:84:GLN:OE1	14	1.76
(1,37)	1:A:104:ARG:CA	2:B:97:THR:C	14	1.76
(1,37)	1:A:104:ARG:CA	2:B:97:THR:CA	14	1.76
(1,37)	1:A:104:ARG:CA	2:B:97:THR:CB	14	1.76
(1,37)	1:A:104:ARG:CA	2:B:97:THR:CG2	14	1.76
(1,37)	1:A:104:ARG:CA	2:B:97:THR:H	14	1.76
(1,37)	1:A:104:ARG:CA	2:B:97:THR:HA	14	1.76
(1,37)	1:A:104:ARG:CA	2:B:97:THR:HB	14	1.76
(1,37)	1:A:104:ARG:CA	2:B:97:THR:HG1	14	1.76
(1,37)	1:A:104:ARG:CA	2:B:97:THR:HG21	14	1.76
(1,37)	1:A:104:ARG:CA	2:B:97:THR:HG22	14	1.76
(1,37)	1:A:104:ARG:CA	2:B:97:THR:HG23	14	1.76
(1,37)	1:A:104:ARG:CA	2:B:97:THR:N	14	1.76
(1,37)	1:A:104:ARG:CA	2:B:97:THR:O	14	1.76
(1,37)	1:A:104:ARG:CA	2:B:97:THR:OG1	14	1.76
(1,37)	1:A:104:ARG:CA	2:B:99:HIS:C	14	1.76
(1,37)	1:A:104:ARG:CA	2:B:99:HIS:CA	14	1.76
(1,37)	1:A:104:ARG:CA	2:B:99:HIS:CB	14	1.76
(1,37)	1:A:104:ARG:CA	2:B:99:HIS:CD2	14	1.76
(1,37)	1:A:104:ARG:CA	2:B:99:HIS:CE1	14	1.76
(1,37)	1:A:104:ARG:CA	2:B:99:HIS:CG	14	1.76
(1,37)	1:A:104:ARG:CA	2:B:99:HIS:H	14	1.76
(1,37)	1:A:104:ARG:CA	2:B:99:HIS:HA	14	1.76
(1,37)	1:A:104:ARG:CA	2:B:99:HIS:HB2	14	1.76
(1,37)	1:A:104:ARG:CA	2:B:99:HIS:HB3	14	1.76
(1,37)	1:A:104:ARG:CA	2:B:99:HIS:HD1	14	1.76
(1,37)	1:A:104:ARG:CA	2:B:99:HIS:HD2	14	1.76
(1,37)	1:A:104:ARG:CA	2:B:99:HIS:HE1	14	1.76
(1,37)	1:A:104:ARG:CA	2:B:99:HIS:HE2	14	1.76
(1,37)	1:A:104:ARG:CA	2:B:99:HIS:N	14	1.76
(1,37)	1:A:104:ARG:CA	2:B:99:HIS:ND1	14	1.76

*Continued on next page...*

*Continued from previous page...*

Key	Atom-1	Atom-2	Model ID	Violation (Å)
(1,37)	1:A:104:ARG:CA	2:B:99:HIS:NE2	14	1.76
(1,37)	1:A:104:ARG:CA	2:B:99:HIS:O	14	1.76
(1,37)	1:A:104:ARG:CA	2:B:101:VAL:C	14	1.76
(1,37)	1:A:104:ARG:CA	2:B:101:VAL:CA	14	1.76
(1,37)	1:A:104:ARG:CA	2:B:101:VAL:CB	14	1.76
(1,37)	1:A:104:ARG:CA	2:B:101:VAL:CG1	14	1.76
(1,37)	1:A:104:ARG:CA	2:B:101:VAL:CG2	14	1.76
(1,37)	1:A:104:ARG:CA	2:B:101:VAL:H	14	1.76
(1,37)	1:A:104:ARG:CA	2:B:101:VAL:HA	14	1.76
(1,37)	1:A:104:ARG:CA	2:B:101:VAL:HB	14	1.76
(1,37)	1:A:104:ARG:CA	2:B:101:VAL:HG11	14	1.76
(1,37)	1:A:104:ARG:CA	2:B:101:VAL:HG12	14	1.76
(1,37)	1:A:104:ARG:CA	2:B:101:VAL:HG13	14	1.76
(1,37)	1:A:104:ARG:CA	2:B:101:VAL:HG21	14	1.76
(1,37)	1:A:104:ARG:CA	2:B:101:VAL:HG22	14	1.76
(1,37)	1:A:104:ARG:CA	2:B:101:VAL:HG23	14	1.76
(1,37)	1:A:104:ARG:CA	2:B:101:VAL:N	14	1.76
(1,37)	1:A:104:ARG:CA	2:B:101:VAL:O	14	1.76
(1,37)	1:A:104:ARG:CB	2:B:75:ILE:C	14	1.76
(1,37)	1:A:104:ARG:CB	2:B:75:ILE:CA	14	1.76
(1,37)	1:A:104:ARG:CB	2:B:75:ILE:CB	14	1.76
(1,37)	1:A:104:ARG:CB	2:B:75:ILE:CD1	14	1.76
(1,37)	1:A:104:ARG:CB	2:B:75:ILE:CG1	14	1.76
(1,37)	1:A:104:ARG:CB	2:B:75:ILE:CG2	14	1.76
(1,37)	1:A:104:ARG:CB	2:B:75:ILE:H	14	1.76
(1,37)	1:A:104:ARG:CB	2:B:75:ILE:HA	14	1.76
(1,37)	1:A:104:ARG:CB	2:B:75:ILE:HB	14	1.76
(1,37)	1:A:104:ARG:CB	2:B:75:ILE:HD11	14	1.76
(1,37)	1:A:104:ARG:CB	2:B:75:ILE:HD12	14	1.76
(1,37)	1:A:104:ARG:CB	2:B:75:ILE:HD13	14	1.76
(1,37)	1:A:104:ARG:CB	2:B:75:ILE:HG12	14	1.76
(1,37)	1:A:104:ARG:CB	2:B:75:ILE:HG13	14	1.76
(1,37)	1:A:104:ARG:CB	2:B:75:ILE:HG21	14	1.76
(1,37)	1:A:104:ARG:CB	2:B:75:ILE:HG22	14	1.76
(1,37)	1:A:104:ARG:CB	2:B:75:ILE:HG23	14	1.76
(1,37)	1:A:104:ARG:CB	2:B:75:ILE:N	14	1.76
(1,37)	1:A:104:ARG:CB	2:B:75:ILE:O	14	1.76
(1,37)	1:A:104:ARG:CB	2:B:77:ALA:C	14	1.76
(1,37)	1:A:104:ARG:CB	2:B:77:ALA:CA	14	1.76
(1,37)	1:A:104:ARG:CB	2:B:77:ALA:CB	14	1.76
(1,37)	1:A:104:ARG:CB	2:B:77:ALA:H	14	1.76
(1,37)	1:A:104:ARG:CB	2:B:77:ALA:HA	14	1.76

*Continued on next page...*

*Continued from previous page...*

Key	Atom-1	Atom-2	Model ID	Violation (Å)
(1,37)	1:A:104:ARG:CB	2:B:77:ALA:HB1	14	1.76
(1,37)	1:A:104:ARG:CB	2:B:77:ALA:HB2	14	1.76
(1,37)	1:A:104:ARG:CB	2:B:77:ALA:HB3	14	1.76
(1,37)	1:A:104:ARG:CB	2:B:77:ALA:N	14	1.76
(1,37)	1:A:104:ARG:CB	2:B:77:ALA:O	14	1.76
(1,37)	1:A:104:ARG:CB	2:B:78:GLY:C	14	1.76
(1,37)	1:A:104:ARG:CB	2:B:78:GLY:CA	14	1.76
(1,37)	1:A:104:ARG:CB	2:B:78:GLY:H	14	1.76
(1,37)	1:A:104:ARG:CB	2:B:78:GLY:HA2	14	1.76
(1,37)	1:A:104:ARG:CB	2:B:78:GLY:HA3	14	1.76
(1,37)	1:A:104:ARG:CB	2:B:78:GLY:N	14	1.76
(1,37)	1:A:104:ARG:CB	2:B:78:GLY:O	14	1.76
(1,37)	1:A:104:ARG:CB	2:B:79:LYS:C	14	1.76
(1,37)	1:A:104:ARG:CB	2:B:79:LYS:CA	14	1.76
(1,37)	1:A:104:ARG:CB	2:B:79:LYS:CB	14	1.76
(1,37)	1:A:104:ARG:CB	2:B:79:LYS:CD	14	1.76
(1,37)	1:A:104:ARG:CB	2:B:79:LYS:CE	14	1.76
(1,37)	1:A:104:ARG:CB	2:B:79:LYS:CG	14	1.76
(1,37)	1:A:104:ARG:CB	2:B:79:LYS:H	14	1.76
(1,37)	1:A:104:ARG:CB	2:B:79:LYS:HA	14	1.76
(1,37)	1:A:104:ARG:CB	2:B:79:LYS:HB2	14	1.76
(1,37)	1:A:104:ARG:CB	2:B:79:LYS:HB3	14	1.76
(1,37)	1:A:104:ARG:CB	2:B:79:LYS:HD2	14	1.76
(1,37)	1:A:104:ARG:CB	2:B:79:LYS:HD3	14	1.76
(1,37)	1:A:104:ARG:CB	2:B:79:LYS:HE2	14	1.76
(1,37)	1:A:104:ARG:CB	2:B:79:LYS:HE3	14	1.76
(1,37)	1:A:104:ARG:CB	2:B:79:LYS:HG2	14	1.76
(1,37)	1:A:104:ARG:CB	2:B:79:LYS:HG3	14	1.76
(1,37)	1:A:104:ARG:CB	2:B:79:LYS:HZ1	14	1.76
(1,37)	1:A:104:ARG:CB	2:B:79:LYS:HZ2	14	1.76
(1,37)	1:A:104:ARG:CB	2:B:79:LYS:HZ3	14	1.76
(1,37)	1:A:104:ARG:CB	2:B:79:LYS:N	14	1.76
(1,37)	1:A:104:ARG:CB	2:B:79:LYS:NZ	14	1.76
(1,37)	1:A:104:ARG:CB	2:B:79:LYS:O	14	1.76
(1,37)	1:A:104:ARG:CB	2:B:80:ILE:C	14	1.76
(1,37)	1:A:104:ARG:CB	2:B:80:ILE:CA	14	1.76
(1,37)	1:A:104:ARG:CB	2:B:80:ILE:CB	14	1.76
(1,37)	1:A:104:ARG:CB	2:B:80:ILE:CD1	14	1.76
(1,37)	1:A:104:ARG:CB	2:B:80:ILE:CG1	14	1.76
(1,37)	1:A:104:ARG:CB	2:B:80:ILE:CG2	14	1.76
(1,37)	1:A:104:ARG:CB	2:B:80:ILE:H	14	1.76
(1,37)	1:A:104:ARG:CB	2:B:80:ILE:HA	14	1.76

*Continued on next page...*

*Continued from previous page...*

Key	Atom-1	Atom-2	Model ID	Violation (Å)
(1,37)	1:A:104:ARG:CB	2:B:80:ILE:HB	14	1.76
(1,37)	1:A:104:ARG:CB	2:B:80:ILE:HD11	14	1.76
(1,37)	1:A:104:ARG:CB	2:B:80:ILE:HD12	14	1.76
(1,37)	1:A:104:ARG:CB	2:B:80:ILE:HD13	14	1.76
(1,37)	1:A:104:ARG:CB	2:B:80:ILE:HG12	14	1.76
(1,37)	1:A:104:ARG:CB	2:B:80:ILE:HG13	14	1.76
(1,37)	1:A:104:ARG:CB	2:B:80:ILE:HG21	14	1.76
(1,37)	1:A:104:ARG:CB	2:B:80:ILE:HG22	14	1.76
(1,37)	1:A:104:ARG:CB	2:B:80:ILE:HG23	14	1.76
(1,37)	1:A:104:ARG:CB	2:B:80:ILE:N	14	1.76
(1,37)	1:A:104:ARG:CB	2:B:80:ILE:O	14	1.76
(1,37)	1:A:104:ARG:CB	2:B:84:GLN:C	14	1.76
(1,37)	1:A:104:ARG:CB	2:B:84:GLN:CA	14	1.76
(1,37)	1:A:104:ARG:CB	2:B:84:GLN:CB	14	1.76
(1,37)	1:A:104:ARG:CB	2:B:84:GLN:CD	14	1.76
(1,37)	1:A:104:ARG:CB	2:B:84:GLN:CG	14	1.76
(1,37)	1:A:104:ARG:CB	2:B:84:GLN:H	14	1.76
(1,37)	1:A:104:ARG:CB	2:B:84:GLN:HA	14	1.76
(1,37)	1:A:104:ARG:CB	2:B:84:GLN:HB2	14	1.76
(1,37)	1:A:104:ARG:CB	2:B:84:GLN:HB3	14	1.76
(1,37)	1:A:104:ARG:CB	2:B:84:GLN:HE21	14	1.76
(1,37)	1:A:104:ARG:CB	2:B:84:GLN:HE22	14	1.76
(1,37)	1:A:104:ARG:CB	2:B:84:GLN:HG2	14	1.76
(1,37)	1:A:104:ARG:CB	2:B:84:GLN:HG3	14	1.76
(1,37)	1:A:104:ARG:CB	2:B:84:GLN:N	14	1.76
(1,37)	1:A:104:ARG:CB	2:B:84:GLN:NE2	14	1.76
(1,37)	1:A:104:ARG:CB	2:B:84:GLN:O	14	1.76
(1,37)	1:A:104:ARG:CB	2:B:84:GLN:OE1	14	1.76
(1,37)	1:A:104:ARG:CB	2:B:97:THR:C	14	1.76
(1,37)	1:A:104:ARG:CB	2:B:97:THR:CA	14	1.76
(1,37)	1:A:104:ARG:CB	2:B:97:THR:CB	14	1.76
(1,37)	1:A:104:ARG:CB	2:B:97:THR:CG2	14	1.76
(1,37)	1:A:104:ARG:CB	2:B:97:THR:H	14	1.76
(1,37)	1:A:104:ARG:CB	2:B:97:THR:HA	14	1.76
(1,37)	1:A:104:ARG:CB	2:B:97:THR:HB	14	1.76
(1,37)	1:A:104:ARG:CB	2:B:97:THR:HG1	14	1.76
(1,37)	1:A:104:ARG:CB	2:B:97:THR:HG21	14	1.76
(1,37)	1:A:104:ARG:CB	2:B:97:THR:HG22	14	1.76
(1,37)	1:A:104:ARG:CB	2:B:97:THR:HG23	14	1.76
(1,37)	1:A:104:ARG:CB	2:B:97:THR:N	14	1.76
(1,37)	1:A:104:ARG:CB	2:B:97:THR:O	14	1.76
(1,37)	1:A:104:ARG:CB	2:B:97:THR:OG1	14	1.76

*Continued on next page...*

*Continued from previous page...*

Key	Atom-1	Atom-2	Model ID	Violation (Å)
(1,37)	1:A:104:ARG:CB	2:B:99:HIS:C	14	1.76
(1,37)	1:A:104:ARG:CB	2:B:99:HIS:CA	14	1.76
(1,37)	1:A:104:ARG:CB	2:B:99:HIS:CB	14	1.76
(1,37)	1:A:104:ARG:CB	2:B:99:HIS:CD2	14	1.76
(1,37)	1:A:104:ARG:CB	2:B:99:HIS:CE1	14	1.76
(1,37)	1:A:104:ARG:CB	2:B:99:HIS:CG	14	1.76
(1,37)	1:A:104:ARG:CB	2:B:99:HIS:H	14	1.76
(1,37)	1:A:104:ARG:CB	2:B:99:HIS:HA	14	1.76
(1,37)	1:A:104:ARG:CB	2:B:99:HIS:HB2	14	1.76
(1,37)	1:A:104:ARG:CB	2:B:99:HIS:HB3	14	1.76
(1,37)	1:A:104:ARG:CB	2:B:99:HIS:HD1	14	1.76
(1,37)	1:A:104:ARG:CB	2:B:99:HIS:HD2	14	1.76
(1,37)	1:A:104:ARG:CB	2:B:99:HIS:HE1	14	1.76
(1,37)	1:A:104:ARG:CB	2:B:99:HIS:HE2	14	1.76
(1,37)	1:A:104:ARG:CB	2:B:99:HIS:N	14	1.76
(1,37)	1:A:104:ARG:CB	2:B:99:HIS:ND1	14	1.76
(1,37)	1:A:104:ARG:CB	2:B:99:HIS:NE2	14	1.76
(1,37)	1:A:104:ARG:CB	2:B:99:HIS:O	14	1.76
(1,37)	1:A:104:ARG:CB	2:B:101:VAL:C	14	1.76
(1,37)	1:A:104:ARG:CB	2:B:101:VAL:CA	14	1.76
(1,37)	1:A:104:ARG:CB	2:B:101:VAL:CB	14	1.76
(1,37)	1:A:104:ARG:CB	2:B:101:VAL:CG1	14	1.76
(1,37)	1:A:104:ARG:CB	2:B:101:VAL:CG2	14	1.76
(1,37)	1:A:104:ARG:CB	2:B:101:VAL:H	14	1.76
(1,37)	1:A:104:ARG:CB	2:B:101:VAL:HA	14	1.76
(1,37)	1:A:104:ARG:CB	2:B:101:VAL:HB	14	1.76
(1,37)	1:A:104:ARG:CB	2:B:101:VAL:HG11	14	1.76
(1,37)	1:A:104:ARG:CB	2:B:101:VAL:HG12	14	1.76
(1,37)	1:A:104:ARG:CB	2:B:101:VAL:HG13	14	1.76
(1,37)	1:A:104:ARG:CB	2:B:101:VAL:HG21	14	1.76
(1,37)	1:A:104:ARG:CB	2:B:101:VAL:HG22	14	1.76
(1,37)	1:A:104:ARG:CB	2:B:101:VAL:HG23	14	1.76
(1,37)	1:A:104:ARG:CB	2:B:101:VAL:N	14	1.76
(1,37)	1:A:104:ARG:CB	2:B:101:VAL:O	14	1.76
(1,37)	1:A:104:ARG:CD	2:B:75:ILE:C	14	1.76
(1,37)	1:A:104:ARG:CD	2:B:75:ILE:CA	14	1.76
(1,37)	1:A:104:ARG:CD	2:B:75:ILE:CB	14	1.76
(1,37)	1:A:104:ARG:CD	2:B:75:ILE:CD1	14	1.76
(1,37)	1:A:104:ARG:CD	2:B:75:ILE:CG1	14	1.76
(1,37)	1:A:104:ARG:CD	2:B:75:ILE:CG2	14	1.76
(1,37)	1:A:104:ARG:CD	2:B:75:ILE:H	14	1.76
(1,37)	1:A:104:ARG:CD	2:B:75:ILE:HA	14	1.76

*Continued on next page...*

*Continued from previous page...*

Key	Atom-1	Atom-2	Model ID	Violation (Å)
(1,37)	1:A:104:ARG:CD	2:B:75:ILE:HB	14	1.76
(1,37)	1:A:104:ARG:CD	2:B:75:ILE:HD11	14	1.76
(1,37)	1:A:104:ARG:CD	2:B:75:ILE:HD12	14	1.76
(1,37)	1:A:104:ARG:CD	2:B:75:ILE:HD13	14	1.76
(1,37)	1:A:104:ARG:CD	2:B:75:ILE:HG12	14	1.76
(1,37)	1:A:104:ARG:CD	2:B:75:ILE:HG13	14	1.76
(1,37)	1:A:104:ARG:CD	2:B:75:ILE:HG21	14	1.76
(1,37)	1:A:104:ARG:CD	2:B:75:ILE:HG22	14	1.76
(1,37)	1:A:104:ARG:CD	2:B:75:ILE:HG23	14	1.76
(1,37)	1:A:104:ARG:CD	2:B:75:ILE:N	14	1.76
(1,37)	1:A:104:ARG:CD	2:B:75:ILE:O	14	1.76
(1,37)	1:A:104:ARG:CD	2:B:77:ALA:C	14	1.76
(1,37)	1:A:104:ARG:CD	2:B:77:ALA:CA	14	1.76
(1,37)	1:A:104:ARG:CD	2:B:77:ALA:CB	14	1.76
(1,37)	1:A:104:ARG:CD	2:B:77:ALA:H	14	1.76
(1,37)	1:A:104:ARG:CD	2:B:77:ALA:HA	14	1.76
(1,37)	1:A:104:ARG:CD	2:B:77:ALA:HB1	14	1.76
(1,37)	1:A:104:ARG:CD	2:B:77:ALA:HB2	14	1.76
(1,37)	1:A:104:ARG:CD	2:B:77:ALA:HB3	14	1.76
(1,37)	1:A:104:ARG:CD	2:B:77:ALA:N	14	1.76
(1,37)	1:A:104:ARG:CD	2:B:77:ALA:O	14	1.76
(1,37)	1:A:104:ARG:CD	2:B:78:GLY:C	14	1.76
(1,37)	1:A:104:ARG:CD	2:B:78:GLY:CA	14	1.76
(1,37)	1:A:104:ARG:CD	2:B:78:GLY:H	14	1.76
(1,37)	1:A:104:ARG:CD	2:B:78:GLY:HA2	14	1.76
(1,37)	1:A:104:ARG:CD	2:B:78:GLY:HA3	14	1.76
(1,37)	1:A:104:ARG:CD	2:B:78:GLY:N	14	1.76
(1,37)	1:A:104:ARG:CD	2:B:78:GLY:O	14	1.76
(1,37)	1:A:104:ARG:CD	2:B:79:LYS:C	14	1.76
(1,37)	1:A:104:ARG:CD	2:B:79:LYS:CA	14	1.76
(1,37)	1:A:104:ARG:CD	2:B:79:LYS:CB	14	1.76
(1,37)	1:A:104:ARG:CD	2:B:79:LYS:CD	14	1.76
(1,37)	1:A:104:ARG:CD	2:B:79:LYS:CE	14	1.76
(1,37)	1:A:104:ARG:CD	2:B:79:LYS:CG	14	1.76
(1,37)	1:A:104:ARG:CD	2:B:79:LYS:H	14	1.76
(1,37)	1:A:104:ARG:CD	2:B:79:LYS:HA	14	1.76
(1,37)	1:A:104:ARG:CD	2:B:79:LYS:HB2	14	1.76
(1,37)	1:A:104:ARG:CD	2:B:79:LYS:HB3	14	1.76
(1,37)	1:A:104:ARG:CD	2:B:79:LYS:HD2	14	1.76
(1,37)	1:A:104:ARG:CD	2:B:79:LYS:HD3	14	1.76
(1,37)	1:A:104:ARG:CD	2:B:79:LYS:HE2	14	1.76
(1,37)	1:A:104:ARG:CD	2:B:79:LYS:HE3	14	1.76

*Continued on next page...*



*Continued from previous page...*

Key	Atom-1	Atom-2	Model ID	Violation (Å)
(1,37)	1:A:104:ARG:CD	2:B:79:LYS:HG2	14	1.76
(1,37)	1:A:104:ARG:CD	2:B:79:LYS:HG3	14	1.76
(1,37)	1:A:104:ARG:CD	2:B:79:LYS:HZ1	14	1.76
(1,37)	1:A:104:ARG:CD	2:B:79:LYS:HZ2	14	1.76
(1,37)	1:A:104:ARG:CD	2:B:79:LYS:HZ3	14	1.76
(1,37)	1:A:104:ARG:CD	2:B:79:LYS:N	14	1.76
(1,37)	1:A:104:ARG:CD	2:B:79:LYS:NZ	14	1.76
(1,37)	1:A:104:ARG:CD	2:B:79:LYS:O	14	1.76
(1,37)	1:A:104:ARG:CD	2:B:80:ILE:C	14	1.76
(1,37)	1:A:104:ARG:CD	2:B:80:ILE:CA	14	1.76
(1,37)	1:A:104:ARG:CD	2:B:80:ILE:CB	14	1.76
(1,37)	1:A:104:ARG:CD	2:B:80:ILE:CD1	14	1.76
(1,37)	1:A:104:ARG:CD	2:B:80:ILE:CG1	14	1.76
(1,37)	1:A:104:ARG:CD	2:B:80:ILE:CG2	14	1.76
(1,37)	1:A:104:ARG:CD	2:B:80:ILE:H	14	1.76
(1,37)	1:A:104:ARG:CD	2:B:80:ILE:HA	14	1.76
(1,37)	1:A:104:ARG:CD	2:B:80:ILE:HB	14	1.76
(1,37)	1:A:104:ARG:CD	2:B:80:ILE:HD11	14	1.76
(1,37)	1:A:104:ARG:CD	2:B:80:ILE:HD12	14	1.76
(1,37)	1:A:104:ARG:CD	2:B:80:ILE:HD13	14	1.76
(1,37)	1:A:104:ARG:CD	2:B:80:ILE:HG12	14	1.76
(1,37)	1:A:104:ARG:CD	2:B:80:ILE:HG13	14	1.76
(1,37)	1:A:104:ARG:CD	2:B:80:ILE:HG21	14	1.76
(1,37)	1:A:104:ARG:CD	2:B:80:ILE:HG22	14	1.76
(1,37)	1:A:104:ARG:CD	2:B:80:ILE:HG23	14	1.76
(1,37)	1:A:104:ARG:CD	2:B:80:ILE:N	14	1.76
(1,37)	1:A:104:ARG:CD	2:B:80:ILE:O	14	1.76
(1,37)	1:A:104:ARG:CD	2:B:84:GLN:C	14	1.76
(1,37)	1:A:104:ARG:CD	2:B:84:GLN:CA	14	1.76
(1,37)	1:A:104:ARG:CD	2:B:84:GLN:CB	14	1.76
(1,37)	1:A:104:ARG:CD	2:B:84:GLN:CD	14	1.76
(1,37)	1:A:104:ARG:CD	2:B:84:GLN:CG	14	1.76
(1,37)	1:A:104:ARG:CD	2:B:84:GLN:H	14	1.76
(1,37)	1:A:104:ARG:CD	2:B:84:GLN:HA	14	1.76
(1,37)	1:A:104:ARG:CD	2:B:84:GLN:HB2	14	1.76
(1,37)	1:A:104:ARG:CD	2:B:84:GLN:HB3	14	1.76
(1,37)	1:A:104:ARG:CD	2:B:84:GLN:HE21	14	1.76
(1,37)	1:A:104:ARG:CD	2:B:84:GLN:HE22	14	1.76
(1,37)	1:A:104:ARG:CD	2:B:84:GLN:HG2	14	1.76
(1,37)	1:A:104:ARG:CD	2:B:84:GLN:HG3	14	1.76
(1,37)	1:A:104:ARG:CD	2:B:84:GLN:N	14	1.76
(1,37)	1:A:104:ARG:CD	2:B:84:GLN:NE2	14	1.76

*Continued on next page...*

*Continued from previous page...*

Key	Atom-1	Atom-2	Model ID	Violation (Å)
(1,37)	1:A:104:ARG:CD	2:B:84:GLN:O	14	1.76
(1,37)	1:A:104:ARG:CD	2:B:84:GLN:OE1	14	1.76
(1,37)	1:A:104:ARG:CD	2:B:97:THR:C	14	1.76
(1,37)	1:A:104:ARG:CD	2:B:97:THR:CA	14	1.76
(1,37)	1:A:104:ARG:CD	2:B:97:THR:CB	14	1.76
(1,37)	1:A:104:ARG:CD	2:B:97:THR:CG2	14	1.76
(1,37)	1:A:104:ARG:CD	2:B:97:THR:H	14	1.76
(1,37)	1:A:104:ARG:CD	2:B:97:THR:HA	14	1.76
(1,37)	1:A:104:ARG:CD	2:B:97:THR:HB	14	1.76
(1,37)	1:A:104:ARG:CD	2:B:97:THR:HG1	14	1.76
(1,37)	1:A:104:ARG:CD	2:B:97:THR:HG21	14	1.76
(1,37)	1:A:104:ARG:CD	2:B:97:THR:HG22	14	1.76
(1,37)	1:A:104:ARG:CD	2:B:97:THR:HG23	14	1.76
(1,37)	1:A:104:ARG:CD	2:B:97:THR:N	14	1.76
(1,37)	1:A:104:ARG:CD	2:B:97:THR:O	14	1.76
(1,37)	1:A:104:ARG:CD	2:B:97:THR:OG1	14	1.76
(1,37)	1:A:104:ARG:CD	2:B:99:HIS:C	14	1.76
(1,37)	1:A:104:ARG:CD	2:B:99:HIS:CA	14	1.76
(1,37)	1:A:104:ARG:CD	2:B:99:HIS:CB	14	1.76
(1,37)	1:A:104:ARG:CD	2:B:99:HIS:CD2	14	1.76
(1,37)	1:A:104:ARG:CD	2:B:99:HIS:CE1	14	1.76
(1,37)	1:A:104:ARG:CD	2:B:99:HIS:CG	14	1.76
(1,37)	1:A:104:ARG:CD	2:B:99:HIS:H	14	1.76
(1,37)	1:A:104:ARG:CD	2:B:99:HIS:HA	14	1.76
(1,37)	1:A:104:ARG:CD	2:B:99:HIS:HB2	14	1.76
(1,37)	1:A:104:ARG:CD	2:B:99:HIS:HB3	14	1.76
(1,37)	1:A:104:ARG:CD	2:B:99:HIS:HD1	14	1.76
(1,37)	1:A:104:ARG:CD	2:B:99:HIS:HD2	14	1.76
(1,37)	1:A:104:ARG:CD	2:B:99:HIS:HE1	14	1.76
(1,37)	1:A:104:ARG:CD	2:B:99:HIS:HE2	14	1.76
(1,37)	1:A:104:ARG:CD	2:B:99:HIS:N	14	1.76
(1,37)	1:A:104:ARG:CD	2:B:99:HIS:ND1	14	1.76
(1,37)	1:A:104:ARG:CD	2:B:99:HIS:NE2	14	1.76
(1,37)	1:A:104:ARG:CD	2:B:99:HIS:O	14	1.76
(1,37)	1:A:104:ARG:CD	2:B:101:VAL:C	14	1.76
(1,37)	1:A:104:ARG:CD	2:B:101:VAL:CA	14	1.76
(1,37)	1:A:104:ARG:CD	2:B:101:VAL:CB	14	1.76
(1,37)	1:A:104:ARG:CD	2:B:101:VAL:CG1	14	1.76
(1,37)	1:A:104:ARG:CD	2:B:101:VAL:CG2	14	1.76
(1,37)	1:A:104:ARG:CD	2:B:101:VAL:H	14	1.76
(1,37)	1:A:104:ARG:CD	2:B:101:VAL:HA	14	1.76
(1,37)	1:A:104:ARG:CD	2:B:101:VAL:HB	14	1.76

*Continued on next page...*

*Continued from previous page...*

Key	Atom-1	Atom-2	Model ID	Violation (Å)
(1,37)	1:A:104:ARG:CD	2:B:101:VAL:HG11	14	1.76
(1,37)	1:A:104:ARG:CD	2:B:101:VAL:HG12	14	1.76
(1,37)	1:A:104:ARG:CD	2:B:101:VAL:HG13	14	1.76
(1,37)	1:A:104:ARG:CD	2:B:101:VAL:HG21	14	1.76
(1,37)	1:A:104:ARG:CD	2:B:101:VAL:HG22	14	1.76
(1,37)	1:A:104:ARG:CD	2:B:101:VAL:HG23	14	1.76
(1,37)	1:A:104:ARG:CD	2:B:101:VAL:N	14	1.76
(1,37)	1:A:104:ARG:CD	2:B:101:VAL:O	14	1.76
(1,37)	1:A:104:ARG:CG	2:B:75:ILE:C	14	1.76
(1,37)	1:A:104:ARG:CG	2:B:75:ILE:CA	14	1.76
(1,37)	1:A:104:ARG:CG	2:B:75:ILE:CB	14	1.76
(1,37)	1:A:104:ARG:CG	2:B:75:ILE:CD1	14	1.76
(1,37)	1:A:104:ARG:CG	2:B:75:ILE:CG1	14	1.76
(1,37)	1:A:104:ARG:CG	2:B:75:ILE:CG2	14	1.76
(1,37)	1:A:104:ARG:CG	2:B:75:ILE:H	14	1.76
(1,37)	1:A:104:ARG:CG	2:B:75:ILE:HA	14	1.76
(1,37)	1:A:104:ARG:CG	2:B:75:ILE:HB	14	1.76
(1,37)	1:A:104:ARG:CG	2:B:75:ILE:HD11	14	1.76
(1,37)	1:A:104:ARG:CG	2:B:75:ILE:HD12	14	1.76
(1,37)	1:A:104:ARG:CG	2:B:75:ILE:HD13	14	1.76
(1,37)	1:A:104:ARG:CG	2:B:75:ILE:HG12	14	1.76
(1,37)	1:A:104:ARG:CG	2:B:75:ILE:HG13	14	1.76
(1,37)	1:A:104:ARG:CG	2:B:75:ILE:HG21	14	1.76
(1,37)	1:A:104:ARG:CG	2:B:75:ILE:HG22	14	1.76
(1,37)	1:A:104:ARG:CG	2:B:75:ILE:HG23	14	1.76
(1,37)	1:A:104:ARG:CG	2:B:75:ILE:N	14	1.76
(1,37)	1:A:104:ARG:CG	2:B:75:ILE:O	14	1.76
(1,37)	1:A:104:ARG:CG	2:B:77:ALA:C	14	1.76
(1,37)	1:A:104:ARG:CG	2:B:77:ALA:CA	14	1.76
(1,37)	1:A:104:ARG:CG	2:B:77:ALA:CB	14	1.76
(1,37)	1:A:104:ARG:CG	2:B:77:ALA:H	14	1.76
(1,37)	1:A:104:ARG:CG	2:B:77:ALA:HA	14	1.76
(1,37)	1:A:104:ARG:CG	2:B:77:ALA:HB1	14	1.76
(1,37)	1:A:104:ARG:CG	2:B:77:ALA:HB2	14	1.76
(1,37)	1:A:104:ARG:CG	2:B:77:ALA:HB3	14	1.76
(1,37)	1:A:104:ARG:CG	2:B:77:ALA:N	14	1.76
(1,37)	1:A:104:ARG:CG	2:B:77:ALA:O	14	1.76
(1,37)	1:A:104:ARG:CG	2:B:78:GLY:C	14	1.76
(1,37)	1:A:104:ARG:CG	2:B:78:GLY:CA	14	1.76
(1,37)	1:A:104:ARG:CG	2:B:78:GLY:H	14	1.76
(1,37)	1:A:104:ARG:CG	2:B:78:GLY:HA2	14	1.76
(1,37)	1:A:104:ARG:CG	2:B:78:GLY:HA3	14	1.76

*Continued on next page...*

*Continued from previous page...*

Key	Atom-1	Atom-2	Model ID	Violation (Å)
(1,37)	1:A:104:ARG:CG	2:B:78:GLY:N	14	1.76
(1,37)	1:A:104:ARG:CG	2:B:78:GLY:O	14	1.76
(1,37)	1:A:104:ARG:CG	2:B:79:LYS:C	14	1.76
(1,37)	1:A:104:ARG:CG	2:B:79:LYS:CA	14	1.76
(1,37)	1:A:104:ARG:CG	2:B:79:LYS:CB	14	1.76
(1,37)	1:A:104:ARG:CG	2:B:79:LYS:CD	14	1.76
(1,37)	1:A:104:ARG:CG	2:B:79:LYS:CE	14	1.76
(1,37)	1:A:104:ARG:CG	2:B:79:LYS:CG	14	1.76
(1,37)	1:A:104:ARG:CG	2:B:79:LYS:H	14	1.76
(1,37)	1:A:104:ARG:CG	2:B:79:LYS:HA	14	1.76
(1,37)	1:A:104:ARG:CG	2:B:79:LYS:HB2	14	1.76
(1,37)	1:A:104:ARG:CG	2:B:79:LYS:HB3	14	1.76
(1,37)	1:A:104:ARG:CG	2:B:79:LYS:HD2	14	1.76
(1,37)	1:A:104:ARG:CG	2:B:79:LYS:HD3	14	1.76
(1,37)	1:A:104:ARG:CG	2:B:79:LYS:HE2	14	1.76
(1,37)	1:A:104:ARG:CG	2:B:79:LYS:HE3	14	1.76
(1,37)	1:A:104:ARG:CG	2:B:79:LYS:HG2	14	1.76
(1,37)	1:A:104:ARG:CG	2:B:79:LYS:HG3	14	1.76
(1,37)	1:A:104:ARG:CG	2:B:79:LYS:HZ1	14	1.76
(1,37)	1:A:104:ARG:CG	2:B:79:LYS:HZ2	14	1.76
(1,37)	1:A:104:ARG:CG	2:B:79:LYS:HZ3	14	1.76
(1,37)	1:A:104:ARG:CG	2:B:79:LYS:N	14	1.76
(1,37)	1:A:104:ARG:CG	2:B:79:LYS:NZ	14	1.76
(1,37)	1:A:104:ARG:CG	2:B:79:LYS:O	14	1.76
(1,37)	1:A:104:ARG:CG	2:B:80:ILE:C	14	1.76
(1,37)	1:A:104:ARG:CG	2:B:80:ILE:CA	14	1.76
(1,37)	1:A:104:ARG:CG	2:B:80:ILE:CB	14	1.76
(1,37)	1:A:104:ARG:CG	2:B:80:ILE:CD1	14	1.76
(1,37)	1:A:104:ARG:CG	2:B:80:ILE:CG1	14	1.76
(1,37)	1:A:104:ARG:CG	2:B:80:ILE:CG2	14	1.76
(1,37)	1:A:104:ARG:CG	2:B:80:ILE:H	14	1.76
(1,37)	1:A:104:ARG:CG	2:B:80:ILE:HA	14	1.76
(1,37)	1:A:104:ARG:CG	2:B:80:ILE:HB	14	1.76
(1,37)	1:A:104:ARG:CG	2:B:80:ILE:HD11	14	1.76
(1,37)	1:A:104:ARG:CG	2:B:80:ILE:HD12	14	1.76
(1,37)	1:A:104:ARG:CG	2:B:80:ILE:HD13	14	1.76
(1,37)	1:A:104:ARG:CG	2:B:80:ILE:HG12	14	1.76
(1,37)	1:A:104:ARG:CG	2:B:80:ILE:HG13	14	1.76
(1,37)	1:A:104:ARG:CG	2:B:80:ILE:HG21	14	1.76
(1,37)	1:A:104:ARG:CG	2:B:80:ILE:HG22	14	1.76
(1,37)	1:A:104:ARG:CG	2:B:80:ILE:HG23	14	1.76
(1,37)	1:A:104:ARG:CG	2:B:80:ILE:N	14	1.76

*Continued on next page...*

*Continued from previous page...*

Key	Atom-1	Atom-2	Model ID	Violation (Å)
(1,37)	1:A:104:ARG:CG	2:B:80:ILE:O	14	1.76
(1,37)	1:A:104:ARG:CG	2:B:84:GLN:C	14	1.76
(1,37)	1:A:104:ARG:CG	2:B:84:GLN:CA	14	1.76
(1,37)	1:A:104:ARG:CG	2:B:84:GLN:CB	14	1.76
(1,37)	1:A:104:ARG:CG	2:B:84:GLN:CD	14	1.76
(1,37)	1:A:104:ARG:CG	2:B:84:GLN:CG	14	1.76
(1,37)	1:A:104:ARG:CG	2:B:84:GLN:H	14	1.76
(1,37)	1:A:104:ARG:CG	2:B:84:GLN:HA	14	1.76
(1,37)	1:A:104:ARG:CG	2:B:84:GLN:HB2	14	1.76
(1,37)	1:A:104:ARG:CG	2:B:84:GLN:HB3	14	1.76
(1,37)	1:A:104:ARG:CG	2:B:84:GLN:HE21	14	1.76
(1,37)	1:A:104:ARG:CG	2:B:84:GLN:HE22	14	1.76
(1,37)	1:A:104:ARG:CG	2:B:84:GLN:HG2	14	1.76
(1,37)	1:A:104:ARG:CG	2:B:84:GLN:HG3	14	1.76
(1,37)	1:A:104:ARG:CG	2:B:84:GLN:N	14	1.76
(1,37)	1:A:104:ARG:CG	2:B:84:GLN:NE2	14	1.76
(1,37)	1:A:104:ARG:CG	2:B:84:GLN:O	14	1.76
(1,37)	1:A:104:ARG:CG	2:B:84:GLN:OE1	14	1.76
(1,37)	1:A:104:ARG:CG	2:B:97:THR:C	14	1.76
(1,37)	1:A:104:ARG:CG	2:B:97:THR:CA	14	1.76
(1,37)	1:A:104:ARG:CG	2:B:97:THR:CB	14	1.76
(1,37)	1:A:104:ARG:CG	2:B:97:THR:CG2	14	1.76
(1,37)	1:A:104:ARG:CG	2:B:97:THR:H	14	1.76
(1,37)	1:A:104:ARG:CG	2:B:97:THR:HA	14	1.76
(1,37)	1:A:104:ARG:CG	2:B:97:THR:HB	14	1.76
(1,37)	1:A:104:ARG:CG	2:B:97:THR:HG1	14	1.76
(1,37)	1:A:104:ARG:CG	2:B:97:THR:HG21	14	1.76
(1,37)	1:A:104:ARG:CG	2:B:97:THR:HG22	14	1.76
(1,37)	1:A:104:ARG:CG	2:B:97:THR:HG23	14	1.76
(1,37)	1:A:104:ARG:CG	2:B:97:THR:N	14	1.76
(1,37)	1:A:104:ARG:CG	2:B:97:THR:O	14	1.76
(1,37)	1:A:104:ARG:CG	2:B:97:THR:OG1	14	1.76
(1,37)	1:A:104:ARG:CG	2:B:99:HIS:C	14	1.76
(1,37)	1:A:104:ARG:CG	2:B:99:HIS:CA	14	1.76
(1,37)	1:A:104:ARG:CG	2:B:99:HIS:CB	14	1.76
(1,37)	1:A:104:ARG:CG	2:B:99:HIS:CD2	14	1.76
(1,37)	1:A:104:ARG:CG	2:B:99:HIS:CE1	14	1.76
(1,37)	1:A:104:ARG:CG	2:B:99:HIS:CG	14	1.76
(1,37)	1:A:104:ARG:CG	2:B:99:HIS:H	14	1.76
(1,37)	1:A:104:ARG:CG	2:B:99:HIS:HA	14	1.76
(1,37)	1:A:104:ARG:CG	2:B:99:HIS:HB2	14	1.76
(1,37)	1:A:104:ARG:CG	2:B:99:HIS:HB3	14	1.76

*Continued on next page...*

*Continued from previous page...*

Key	Atom-1	Atom-2	Model ID	Violation (Å)
(1,37)	1:A:104:ARG:CG	2:B:99:HIS:HD1	14	1.76
(1,37)	1:A:104:ARG:CG	2:B:99:HIS:HD2	14	1.76
(1,37)	1:A:104:ARG:CG	2:B:99:HIS:HE1	14	1.76
(1,37)	1:A:104:ARG:CG	2:B:99:HIS:HE2	14	1.76
(1,37)	1:A:104:ARG:CG	2:B:99:HIS:N	14	1.76
(1,37)	1:A:104:ARG:CG	2:B:99:HIS:ND1	14	1.76
(1,37)	1:A:104:ARG:CG	2:B:99:HIS:NE2	14	1.76
(1,37)	1:A:104:ARG:CG	2:B:99:HIS:O	14	1.76
(1,37)	1:A:104:ARG:CG	2:B:101:VAL:C	14	1.76
(1,37)	1:A:104:ARG:CG	2:B:101:VAL:CA	14	1.76
(1,37)	1:A:104:ARG:CG	2:B:101:VAL:CB	14	1.76
(1,37)	1:A:104:ARG:CG	2:B:101:VAL:CG1	14	1.76
(1,37)	1:A:104:ARG:CG	2:B:101:VAL:CG2	14	1.76
(1,37)	1:A:104:ARG:CG	2:B:101:VAL:H	14	1.76
(1,37)	1:A:104:ARG:CG	2:B:101:VAL:HA	14	1.76
(1,37)	1:A:104:ARG:CG	2:B:101:VAL:HB	14	1.76
(1,37)	1:A:104:ARG:CG	2:B:101:VAL:HG11	14	1.76
(1,37)	1:A:104:ARG:CG	2:B:101:VAL:HG12	14	1.76
(1,37)	1:A:104:ARG:CG	2:B:101:VAL:HG13	14	1.76
(1,37)	1:A:104:ARG:CG	2:B:101:VAL:HG21	14	1.76
(1,37)	1:A:104:ARG:CG	2:B:101:VAL:HG22	14	1.76
(1,37)	1:A:104:ARG:CG	2:B:101:VAL:HG23	14	1.76
(1,37)	1:A:104:ARG:CG	2:B:101:VAL:N	14	1.76
(1,37)	1:A:104:ARG:CG	2:B:101:VAL:O	14	1.76
(1,37)	1:A:104:ARG:CZ	2:B:75:ILE:C	14	1.76
(1,37)	1:A:104:ARG:CZ	2:B:75:ILE:CA	14	1.76
(1,37)	1:A:104:ARG:CZ	2:B:75:ILE:CB	14	1.76
(1,37)	1:A:104:ARG:CZ	2:B:75:ILE:CD1	14	1.76
(1,37)	1:A:104:ARG:CZ	2:B:75:ILE:CG1	14	1.76
(1,37)	1:A:104:ARG:CZ	2:B:75:ILE:CG2	14	1.76
(1,37)	1:A:104:ARG:CZ	2:B:75:ILE:H	14	1.76
(1,37)	1:A:104:ARG:CZ	2:B:75:ILE:HA	14	1.76
(1,37)	1:A:104:ARG:CZ	2:B:75:ILE:HB	14	1.76
(1,37)	1:A:104:ARG:CZ	2:B:75:ILE:HD11	14	1.76
(1,37)	1:A:104:ARG:CZ	2:B:75:ILE:HD12	14	1.76
(1,37)	1:A:104:ARG:CZ	2:B:75:ILE:HD13	14	1.76
(1,37)	1:A:104:ARG:CZ	2:B:75:ILE:HG12	14	1.76
(1,37)	1:A:104:ARG:CZ	2:B:75:ILE:HG13	14	1.76
(1,37)	1:A:104:ARG:CZ	2:B:75:ILE:HG21	14	1.76
(1,37)	1:A:104:ARG:CZ	2:B:75:ILE:HG22	14	1.76
(1,37)	1:A:104:ARG:CZ	2:B:75:ILE:HG23	14	1.76
(1,37)	1:A:104:ARG:CZ	2:B:75:ILE:N	14	1.76

*Continued on next page...*

*Continued from previous page...*

Key	Atom-1	Atom-2	Model ID	Violation (Å)
(1,37)	1:A:104:ARG:CZ	2:B:75:ILE:O	14	1.76
(1,37)	1:A:104:ARG:CZ	2:B:77:ALA:C	14	1.76
(1,37)	1:A:104:ARG:CZ	2:B:77:ALA:CA	14	1.76
(1,37)	1:A:104:ARG:CZ	2:B:77:ALA:CB	14	1.76
(1,37)	1:A:104:ARG:CZ	2:B:77:ALA:H	14	1.76
(1,37)	1:A:104:ARG:CZ	2:B:77:ALA:HA	14	1.76
(1,37)	1:A:104:ARG:CZ	2:B:77:ALA:HB1	14	1.76
(1,37)	1:A:104:ARG:CZ	2:B:77:ALA:HB2	14	1.76
(1,37)	1:A:104:ARG:CZ	2:B:77:ALA:HB3	14	1.76
(1,37)	1:A:104:ARG:CZ	2:B:77:ALA:N	14	1.76
(1,37)	1:A:104:ARG:CZ	2:B:77:ALA:O	14	1.76
(1,37)	1:A:104:ARG:CZ	2:B:78:GLY:C	14	1.76
(1,37)	1:A:104:ARG:CZ	2:B:78:GLY:CA	14	1.76
(1,37)	1:A:104:ARG:CZ	2:B:78:GLY:H	14	1.76
(1,37)	1:A:104:ARG:CZ	2:B:78:GLY:HA2	14	1.76
(1,37)	1:A:104:ARG:CZ	2:B:78:GLY:HA3	14	1.76
(1,37)	1:A:104:ARG:CZ	2:B:78:GLY:N	14	1.76
(1,37)	1:A:104:ARG:CZ	2:B:78:GLY:O	14	1.76
(1,37)	1:A:104:ARG:CZ	2:B:79:LYS:C	14	1.76
(1,37)	1:A:104:ARG:CZ	2:B:79:LYS:CA	14	1.76
(1,37)	1:A:104:ARG:CZ	2:B:79:LYS:CB	14	1.76
(1,37)	1:A:104:ARG:CZ	2:B:79:LYS:CD	14	1.76
(1,37)	1:A:104:ARG:CZ	2:B:79:LYS:CE	14	1.76
(1,37)	1:A:104:ARG:CZ	2:B:79:LYS:CG	14	1.76
(1,37)	1:A:104:ARG:CZ	2:B:79:LYS:H	14	1.76
(1,37)	1:A:104:ARG:CZ	2:B:79:LYS:HA	14	1.76
(1,37)	1:A:104:ARG:CZ	2:B:79:LYS:HB2	14	1.76
(1,37)	1:A:104:ARG:CZ	2:B:79:LYS:HB3	14	1.76
(1,37)	1:A:104:ARG:CZ	2:B:79:LYS:HD2	14	1.76
(1,37)	1:A:104:ARG:CZ	2:B:79:LYS:HD3	14	1.76
(1,37)	1:A:104:ARG:CZ	2:B:79:LYS:HE2	14	1.76
(1,37)	1:A:104:ARG:CZ	2:B:79:LYS:HE3	14	1.76
(1,37)	1:A:104:ARG:CZ	2:B:79:LYS:HG2	14	1.76
(1,37)	1:A:104:ARG:CZ	2:B:79:LYS:HG3	14	1.76
(1,37)	1:A:104:ARG:CZ	2:B:79:LYS:HZ1	14	1.76
(1,37)	1:A:104:ARG:CZ	2:B:79:LYS:HZ2	14	1.76
(1,37)	1:A:104:ARG:CZ	2:B:79:LYS:HZ3	14	1.76
(1,37)	1:A:104:ARG:CZ	2:B:79:LYS:N	14	1.76
(1,37)	1:A:104:ARG:CZ	2:B:79:LYS:NZ	14	1.76
(1,37)	1:A:104:ARG:CZ	2:B:79:LYS:O	14	1.76
(1,37)	1:A:104:ARG:CZ	2:B:80:ILE:C	14	1.76
(1,37)	1:A:104:ARG:CZ	2:B:80:ILE:CA	14	1.76

*Continued on next page...*

*Continued from previous page...*

Key	Atom-1	Atom-2	Model ID	Violation (Å)
(1,37)	1:A:104:ARG:CZ	2:B:80:ILE:CB	14	1.76
(1,37)	1:A:104:ARG:CZ	2:B:80:ILE:CD1	14	1.76
(1,37)	1:A:104:ARG:CZ	2:B:80:ILE:CG1	14	1.76
(1,37)	1:A:104:ARG:CZ	2:B:80:ILE:CG2	14	1.76
(1,37)	1:A:104:ARG:CZ	2:B:80:ILE:H	14	1.76
(1,37)	1:A:104:ARG:CZ	2:B:80:ILE:HA	14	1.76
(1,37)	1:A:104:ARG:CZ	2:B:80:ILE:HB	14	1.76
(1,37)	1:A:104:ARG:CZ	2:B:80:ILE:HD11	14	1.76
(1,37)	1:A:104:ARG:CZ	2:B:80:ILE:HD12	14	1.76
(1,37)	1:A:104:ARG:CZ	2:B:80:ILE:HD13	14	1.76
(1,37)	1:A:104:ARG:CZ	2:B:80:ILE:HG12	14	1.76
(1,37)	1:A:104:ARG:CZ	2:B:80:ILE:HG13	14	1.76
(1,37)	1:A:104:ARG:CZ	2:B:80:ILE:HG21	14	1.76
(1,37)	1:A:104:ARG:CZ	2:B:80:ILE:HG22	14	1.76
(1,37)	1:A:104:ARG:CZ	2:B:80:ILE:HG23	14	1.76
(1,37)	1:A:104:ARG:CZ	2:B:80:ILE:N	14	1.76
(1,37)	1:A:104:ARG:CZ	2:B:80:ILE:O	14	1.76
(1,37)	1:A:104:ARG:CZ	2:B:84:GLN:C	14	1.76
(1,37)	1:A:104:ARG:CZ	2:B:84:GLN:CA	14	1.76
(1,37)	1:A:104:ARG:CZ	2:B:84:GLN:CB	14	1.76
(1,37)	1:A:104:ARG:CZ	2:B:84:GLN:CD	14	1.76
(1,37)	1:A:104:ARG:CZ	2:B:84:GLN:CG	14	1.76
(1,37)	1:A:104:ARG:CZ	2:B:84:GLN:H	14	1.76
(1,37)	1:A:104:ARG:CZ	2:B:84:GLN:HA	14	1.76
(1,37)	1:A:104:ARG:CZ	2:B:84:GLN:HB2	14	1.76
(1,37)	1:A:104:ARG:CZ	2:B:84:GLN:HB3	14	1.76
(1,37)	1:A:104:ARG:CZ	2:B:84:GLN:HE21	14	1.76
(1,37)	1:A:104:ARG:CZ	2:B:84:GLN:HE22	14	1.76
(1,37)	1:A:104:ARG:CZ	2:B:84:GLN:HG2	14	1.76
(1,37)	1:A:104:ARG:CZ	2:B:84:GLN:HG3	14	1.76
(1,37)	1:A:104:ARG:CZ	2:B:84:GLN:N	14	1.76
(1,37)	1:A:104:ARG:CZ	2:B:84:GLN:NE2	14	1.76
(1,37)	1:A:104:ARG:CZ	2:B:84:GLN:O	14	1.76
(1,37)	1:A:104:ARG:CZ	2:B:84:GLN:OE1	14	1.76
(1,37)	1:A:104:ARG:CZ	2:B:97:THR:C	14	1.76
(1,37)	1:A:104:ARG:CZ	2:B:97:THR:CA	14	1.76
(1,37)	1:A:104:ARG:CZ	2:B:97:THR:CB	14	1.76
(1,37)	1:A:104:ARG:CZ	2:B:97:THR:CG2	14	1.76
(1,37)	1:A:104:ARG:CZ	2:B:97:THR:H	14	1.76
(1,37)	1:A:104:ARG:CZ	2:B:97:THR:HA	14	1.76
(1,37)	1:A:104:ARG:CZ	2:B:97:THR:HB	14	1.76
(1,37)	1:A:104:ARG:CZ	2:B:97:THR:HG1	14	1.76

*Continued on next page...*



*Continued from previous page...*

Key	Atom-1	Atom-2	Model ID	Violation (Å)
(1,37)	1:A:104:ARG:CZ	2:B:97:THR:HG21	14	1.76
(1,37)	1:A:104:ARG:CZ	2:B:97:THR:HG22	14	1.76
(1,37)	1:A:104:ARG:CZ	2:B:97:THR:HG23	14	1.76
(1,37)	1:A:104:ARG:CZ	2:B:97:THR:N	14	1.76
(1,37)	1:A:104:ARG:CZ	2:B:97:THR:O	14	1.76
(1,37)	1:A:104:ARG:CZ	2:B:97:THR:OG1	14	1.76
(1,37)	1:A:104:ARG:CZ	2:B:99:HIS:C	14	1.76
(1,37)	1:A:104:ARG:CZ	2:B:99:HIS:CA	14	1.76
(1,37)	1:A:104:ARG:CZ	2:B:99:HIS:CB	14	1.76
(1,37)	1:A:104:ARG:CZ	2:B:99:HIS:CD2	14	1.76
(1,37)	1:A:104:ARG:CZ	2:B:99:HIS:CE1	14	1.76
(1,37)	1:A:104:ARG:CZ	2:B:99:HIS:CG	14	1.76
(1,37)	1:A:104:ARG:CZ	2:B:99:HIS:H	14	1.76
(1,37)	1:A:104:ARG:CZ	2:B:99:HIS:HA	14	1.76
(1,37)	1:A:104:ARG:CZ	2:B:99:HIS:HB2	14	1.76
(1,37)	1:A:104:ARG:CZ	2:B:99:HIS:HB3	14	1.76
(1,37)	1:A:104:ARG:CZ	2:B:99:HIS:HD1	14	1.76
(1,37)	1:A:104:ARG:CZ	2:B:99:HIS:HD2	14	1.76
(1,37)	1:A:104:ARG:CZ	2:B:99:HIS:HE1	14	1.76
(1,37)	1:A:104:ARG:CZ	2:B:99:HIS:HE2	14	1.76
(1,37)	1:A:104:ARG:CZ	2:B:99:HIS:N	14	1.76
(1,37)	1:A:104:ARG:CZ	2:B:99:HIS:ND1	14	1.76
(1,37)	1:A:104:ARG:CZ	2:B:99:HIS:NE2	14	1.76
(1,37)	1:A:104:ARG:CZ	2:B:99:HIS:O	14	1.76
(1,37)	1:A:104:ARG:CZ	2:B:101:VAL:C	14	1.76
(1,37)	1:A:104:ARG:CZ	2:B:101:VAL:CA	14	1.76
(1,37)	1:A:104:ARG:CZ	2:B:101:VAL:CB	14	1.76
(1,37)	1:A:104:ARG:CZ	2:B:101:VAL:CG1	14	1.76
(1,37)	1:A:104:ARG:CZ	2:B:101:VAL:CG2	14	1.76
(1,37)	1:A:104:ARG:CZ	2:B:101:VAL:H	14	1.76
(1,37)	1:A:104:ARG:CZ	2:B:101:VAL:HA	14	1.76
(1,37)	1:A:104:ARG:CZ	2:B:101:VAL:HB	14	1.76
(1,37)	1:A:104:ARG:CZ	2:B:101:VAL:HG11	14	1.76
(1,37)	1:A:104:ARG:CZ	2:B:101:VAL:HG12	14	1.76
(1,37)	1:A:104:ARG:CZ	2:B:101:VAL:HG13	14	1.76
(1,37)	1:A:104:ARG:CZ	2:B:101:VAL:HG21	14	1.76
(1,37)	1:A:104:ARG:CZ	2:B:101:VAL:HG22	14	1.76
(1,37)	1:A:104:ARG:CZ	2:B:101:VAL:HG23	14	1.76
(1,37)	1:A:104:ARG:CZ	2:B:101:VAL:N	14	1.76
(1,37)	1:A:104:ARG:CZ	2:B:101:VAL:O	14	1.76
(1,37)	1:A:104:ARG:H	2:B:75:ILE:C	14	1.76
(1,37)	1:A:104:ARG:H	2:B:75:ILE:CA	14	1.76

*Continued on next page...*

*Continued from previous page...*

Key	Atom-1	Atom-2	Model ID	Violation (Å)
(1,37)	1:A:104:ARG:H	2:B:75:ILE:CB	14	1.76
(1,37)	1:A:104:ARG:H	2:B:75:ILE:CD1	14	1.76
(1,37)	1:A:104:ARG:H	2:B:75:ILE:CG1	14	1.76
(1,37)	1:A:104:ARG:H	2:B:75:ILE:CG2	14	1.76
(1,37)	1:A:104:ARG:H	2:B:75:ILE:H	14	1.76
(1,37)	1:A:104:ARG:H	2:B:75:ILE:HA	14	1.76
(1,37)	1:A:104:ARG:H	2:B:75:ILE:HB	14	1.76
(1,37)	1:A:104:ARG:H	2:B:75:ILE:HD11	14	1.76
(1,37)	1:A:104:ARG:H	2:B:75:ILE:HD12	14	1.76
(1,37)	1:A:104:ARG:H	2:B:75:ILE:HD13	14	1.76
(1,37)	1:A:104:ARG:H	2:B:75:ILE:HG12	14	1.76
(1,37)	1:A:104:ARG:H	2:B:75:ILE:HG13	14	1.76
(1,37)	1:A:104:ARG:H	2:B:75:ILE:HG21	14	1.76
(1,37)	1:A:104:ARG:H	2:B:75:ILE:HG22	14	1.76
(1,37)	1:A:104:ARG:H	2:B:75:ILE:HG23	14	1.76
(1,37)	1:A:104:ARG:H	2:B:75:ILE:N	14	1.76
(1,37)	1:A:104:ARG:H	2:B:75:ILE:O	14	1.76
(1,37)	1:A:104:ARG:H	2:B:77:ALA:C	14	1.76
(1,37)	1:A:104:ARG:H	2:B:77:ALA:CA	14	1.76
(1,37)	1:A:104:ARG:H	2:B:77:ALA:CB	14	1.76
(1,37)	1:A:104:ARG:H	2:B:77:ALA:H	14	1.76
(1,37)	1:A:104:ARG:H	2:B:77:ALA:HA	14	1.76
(1,37)	1:A:104:ARG:H	2:B:77:ALA:HB1	14	1.76
(1,37)	1:A:104:ARG:H	2:B:77:ALA:HB2	14	1.76
(1,37)	1:A:104:ARG:H	2:B:77:ALA:HB3	14	1.76
(1,37)	1:A:104:ARG:H	2:B:77:ALA:N	14	1.76
(1,37)	1:A:104:ARG:H	2:B:77:ALA:O	14	1.76
(1,37)	1:A:104:ARG:H	2:B:78:GLY:C	14	1.76
(1,37)	1:A:104:ARG:H	2:B:78:GLY:CA	14	1.76
(1,37)	1:A:104:ARG:H	2:B:78:GLY:H	14	1.76
(1,37)	1:A:104:ARG:H	2:B:78:GLY:HA2	14	1.76
(1,37)	1:A:104:ARG:H	2:B:78:GLY:HA3	14	1.76
(1,37)	1:A:104:ARG:H	2:B:78:GLY:N	14	1.76
(1,37)	1:A:104:ARG:H	2:B:78:GLY:O	14	1.76
(1,37)	1:A:104:ARG:H	2:B:79:LYS:C	14	1.76
(1,37)	1:A:104:ARG:H	2:B:79:LYS:CA	14	1.76
(1,37)	1:A:104:ARG:H	2:B:79:LYS:CB	14	1.76
(1,37)	1:A:104:ARG:H	2:B:79:LYS:CD	14	1.76
(1,37)	1:A:104:ARG:H	2:B:79:LYS:CE	14	1.76
(1,37)	1:A:104:ARG:H	2:B:79:LYS:CG	14	1.76
(1,37)	1:A:104:ARG:H	2:B:79:LYS:H	14	1.76
(1,37)	1:A:104:ARG:H	2:B:79:LYS:HA	14	1.76

*Continued on next page...*

*Continued from previous page...*

Key	Atom-1	Atom-2	Model ID	Violation (Å)
(1,37)	1:A:104:ARG:H	2:B:79:LYS:HB2	14	1.76
(1,37)	1:A:104:ARG:H	2:B:79:LYS:HB3	14	1.76
(1,37)	1:A:104:ARG:H	2:B:79:LYS:HD2	14	1.76
(1,37)	1:A:104:ARG:H	2:B:79:LYS:HD3	14	1.76
(1,37)	1:A:104:ARG:H	2:B:79:LYS:HE2	14	1.76
(1,37)	1:A:104:ARG:H	2:B:79:LYS:HE3	14	1.76
(1,37)	1:A:104:ARG:H	2:B:79:LYS:HG2	14	1.76
(1,37)	1:A:104:ARG:H	2:B:79:LYS:HG3	14	1.76
(1,37)	1:A:104:ARG:H	2:B:79:LYS:HZ1	14	1.76
(1,37)	1:A:104:ARG:H	2:B:79:LYS:HZ2	14	1.76
(1,37)	1:A:104:ARG:H	2:B:79:LYS:HZ3	14	1.76
(1,37)	1:A:104:ARG:H	2:B:79:LYS:N	14	1.76
(1,37)	1:A:104:ARG:H	2:B:79:LYS:NZ	14	1.76
(1,37)	1:A:104:ARG:H	2:B:79:LYS:O	14	1.76
(1,37)	1:A:104:ARG:H	2:B:80:ILE:C	14	1.76
(1,37)	1:A:104:ARG:H	2:B:80:ILE:CA	14	1.76
(1,37)	1:A:104:ARG:H	2:B:80:ILE:CB	14	1.76
(1,37)	1:A:104:ARG:H	2:B:80:ILE:CD1	14	1.76
(1,37)	1:A:104:ARG:H	2:B:80:ILE:CG1	14	1.76
(1,37)	1:A:104:ARG:H	2:B:80:ILE:CG2	14	1.76
(1,37)	1:A:104:ARG:H	2:B:80:ILE:H	14	1.76
(1,37)	1:A:104:ARG:H	2:B:80:ILE:HA	14	1.76
(1,37)	1:A:104:ARG:H	2:B:80:ILE:HB	14	1.76
(1,37)	1:A:104:ARG:H	2:B:80:ILE:HD11	14	1.76
(1,37)	1:A:104:ARG:H	2:B:80:ILE:HD12	14	1.76
(1,37)	1:A:104:ARG:H	2:B:80:ILE:HD13	14	1.76
(1,37)	1:A:104:ARG:H	2:B:80:ILE:HG12	14	1.76
(1,37)	1:A:104:ARG:H	2:B:80:ILE:HG13	14	1.76
(1,37)	1:A:104:ARG:H	2:B:80:ILE:HG21	14	1.76
(1,37)	1:A:104:ARG:H	2:B:80:ILE:HG22	14	1.76
(1,37)	1:A:104:ARG:H	2:B:80:ILE:HG23	14	1.76
(1,37)	1:A:104:ARG:H	2:B:80:ILE:N	14	1.76
(1,37)	1:A:104:ARG:H	2:B:80:ILE:O	14	1.76
(1,37)	1:A:104:ARG:H	2:B:84:GLN:C	14	1.76
(1,37)	1:A:104:ARG:H	2:B:84:GLN:CA	14	1.76
(1,37)	1:A:104:ARG:H	2:B:84:GLN:CB	14	1.76
(1,37)	1:A:104:ARG:H	2:B:84:GLN:CD	14	1.76
(1,37)	1:A:104:ARG:H	2:B:84:GLN:CG	14	1.76
(1,37)	1:A:104:ARG:H	2:B:84:GLN:H	14	1.76
(1,37)	1:A:104:ARG:H	2:B:84:GLN:HA	14	1.76
(1,37)	1:A:104:ARG:H	2:B:84:GLN:HB2	14	1.76
(1,37)	1:A:104:ARG:H	2:B:84:GLN:HB3	14	1.76

*Continued on next page...*

*Continued from previous page...*

Key	Atom-1	Atom-2	Model ID	Violation (Å)
(1,37)	1:A:104:ARG:H	2:B:84:GLN:HE21	14	1.76
(1,37)	1:A:104:ARG:H	2:B:84:GLN:HE22	14	1.76
(1,37)	1:A:104:ARG:H	2:B:84:GLN:HG2	14	1.76
(1,37)	1:A:104:ARG:H	2:B:84:GLN:HG3	14	1.76
(1,37)	1:A:104:ARG:H	2:B:84:GLN:N	14	1.76
(1,37)	1:A:104:ARG:H	2:B:84:GLN:NE2	14	1.76
(1,37)	1:A:104:ARG:H	2:B:84:GLN:O	14	1.76
(1,37)	1:A:104:ARG:H	2:B:84:GLN:OE1	14	1.76
(1,37)	1:A:104:ARG:H	2:B:97:THR:C	14	1.76
(1,37)	1:A:104:ARG:H	2:B:97:THR:CA	14	1.76
(1,37)	1:A:104:ARG:H	2:B:97:THR:CB	14	1.76
(1,37)	1:A:104:ARG:H	2:B:97:THR:CG2	14	1.76
(1,37)	1:A:104:ARG:H	2:B:97:THR:H	14	1.76
(1,37)	1:A:104:ARG:H	2:B:97:THR:HA	14	1.76
(1,37)	1:A:104:ARG:H	2:B:97:THR:HB	14	1.76
(1,37)	1:A:104:ARG:H	2:B:97:THR:HG1	14	1.76
(1,37)	1:A:104:ARG:H	2:B:97:THR:HG21	14	1.76
(1,37)	1:A:104:ARG:H	2:B:97:THR:HG22	14	1.76
(1,37)	1:A:104:ARG:H	2:B:97:THR:HG23	14	1.76
(1,37)	1:A:104:ARG:H	2:B:97:THR:N	14	1.76
(1,37)	1:A:104:ARG:H	2:B:97:THR:O	14	1.76
(1,37)	1:A:104:ARG:H	2:B:97:THR:OG1	14	1.76
(1,37)	1:A:104:ARG:H	2:B:99:HIS:C	14	1.76
(1,37)	1:A:104:ARG:H	2:B:99:HIS:CA	14	1.76
(1,37)	1:A:104:ARG:H	2:B:99:HIS:CB	14	1.76
(1,37)	1:A:104:ARG:H	2:B:99:HIS:CD2	14	1.76
(1,37)	1:A:104:ARG:H	2:B:99:HIS:CE1	14	1.76
(1,37)	1:A:104:ARG:H	2:B:99:HIS:CG	14	1.76
(1,37)	1:A:104:ARG:H	2:B:99:HIS:H	14	1.76
(1,37)	1:A:104:ARG:H	2:B:99:HIS:HA	14	1.76
(1,37)	1:A:104:ARG:H	2:B:99:HIS:HB2	14	1.76
(1,37)	1:A:104:ARG:H	2:B:99:HIS:HB3	14	1.76
(1,37)	1:A:104:ARG:H	2:B:99:HIS:HD1	14	1.76
(1,37)	1:A:104:ARG:H	2:B:99:HIS:HD2	14	1.76
(1,37)	1:A:104:ARG:H	2:B:99:HIS:HE1	14	1.76
(1,37)	1:A:104:ARG:H	2:B:99:HIS:HE2	14	1.76
(1,37)	1:A:104:ARG:H	2:B:99:HIS:N	14	1.76
(1,37)	1:A:104:ARG:H	2:B:99:HIS:ND1	14	1.76
(1,37)	1:A:104:ARG:H	2:B:99:HIS:NE2	14	1.76
(1,37)	1:A:104:ARG:H	2:B:99:HIS:O	14	1.76
(1,37)	1:A:104:ARG:H	2:B:101:VAL:C	14	1.76
(1,37)	1:A:104:ARG:H	2:B:101:VAL:CA	14	1.76

*Continued on next page...*

*Continued from previous page...*

Key	Atom-1	Atom-2	Model ID	Violation (Å)
(1,37)	1:A:104:ARG:H	2:B:101:VAL:CB	14	1.76
(1,37)	1:A:104:ARG:H	2:B:101:VAL:CG1	14	1.76
(1,37)	1:A:104:ARG:H	2:B:101:VAL:CG2	14	1.76
(1,37)	1:A:104:ARG:H	2:B:101:VAL:H	14	1.76
(1,37)	1:A:104:ARG:H	2:B:101:VAL:HA	14	1.76
(1,37)	1:A:104:ARG:H	2:B:101:VAL:HB	14	1.76
(1,37)	1:A:104:ARG:H	2:B:101:VAL:HG11	14	1.76
(1,37)	1:A:104:ARG:H	2:B:101:VAL:HG12	14	1.76
(1,37)	1:A:104:ARG:H	2:B:101:VAL:HG13	14	1.76
(1,37)	1:A:104:ARG:H	2:B:101:VAL:HG21	14	1.76
(1,37)	1:A:104:ARG:H	2:B:101:VAL:HG22	14	1.76
(1,37)	1:A:104:ARG:H	2:B:101:VAL:HG23	14	1.76
(1,37)	1:A:104:ARG:H	2:B:101:VAL:N	14	1.76
(1,37)	1:A:104:ARG:H	2:B:101:VAL:O	14	1.76
(1,37)	1:A:104:ARG:HA	2:B:75:ILE:C	14	1.76
(1,37)	1:A:104:ARG:HA	2:B:75:ILE:CA	14	1.76
(1,37)	1:A:104:ARG:HA	2:B:75:ILE:CB	14	1.76
(1,37)	1:A:104:ARG:HA	2:B:75:ILE:CD1	14	1.76
(1,37)	1:A:104:ARG:HA	2:B:75:ILE:CG1	14	1.76
(1,37)	1:A:104:ARG:HA	2:B:75:ILE:CG2	14	1.76
(1,37)	1:A:104:ARG:HA	2:B:75:ILE:H	14	1.76
(1,37)	1:A:104:ARG:HA	2:B:75:ILE:HA	14	1.76
(1,37)	1:A:104:ARG:HA	2:B:75:ILE:HB	14	1.76
(1,37)	1:A:104:ARG:HA	2:B:75:ILE:HD11	14	1.76
(1,37)	1:A:104:ARG:HA	2:B:75:ILE:HD12	14	1.76
(1,37)	1:A:104:ARG:HA	2:B:75:ILE:HD13	14	1.76
(1,37)	1:A:104:ARG:HA	2:B:75:ILE:HG12	14	1.76
(1,37)	1:A:104:ARG:HA	2:B:75:ILE:HG13	14	1.76
(1,37)	1:A:104:ARG:HA	2:B:75:ILE:HG21	14	1.76
(1,37)	1:A:104:ARG:HA	2:B:75:ILE:HG22	14	1.76
(1,37)	1:A:104:ARG:HA	2:B:75:ILE:HG23	14	1.76
(1,37)	1:A:104:ARG:HA	2:B:75:ILE:N	14	1.76
(1,37)	1:A:104:ARG:HA	2:B:75:ILE:O	14	1.76
(1,37)	1:A:104:ARG:HA	2:B:77:ALA:C	14	1.76
(1,37)	1:A:104:ARG:HA	2:B:77:ALA:CA	14	1.76
(1,37)	1:A:104:ARG:HA	2:B:77:ALA:CB	14	1.76
(1,37)	1:A:104:ARG:HA	2:B:77:ALA:H	14	1.76
(1,37)	1:A:104:ARG:HA	2:B:77:ALA:HA	14	1.76
(1,37)	1:A:104:ARG:HA	2:B:77:ALA:HB1	14	1.76
(1,37)	1:A:104:ARG:HA	2:B:77:ALA:HB2	14	1.76
(1,37)	1:A:104:ARG:HA	2:B:77:ALA:HB3	14	1.76
(1,37)	1:A:104:ARG:HA	2:B:77:ALA:N	14	1.76

*Continued on next page...*

*Continued from previous page...*

Key	Atom-1	Atom-2	Model ID	Violation (Å)
(1,37)	1:A:104:ARG:HA	2:B:77:ALA:O	14	1.76
(1,37)	1:A:104:ARG:HA	2:B:78:GLY:C	14	1.76
(1,37)	1:A:104:ARG:HA	2:B:78:GLY:CA	14	1.76
(1,37)	1:A:104:ARG:HA	2:B:78:GLY:H	14	1.76
(1,37)	1:A:104:ARG:HA	2:B:78:GLY:HA2	14	1.76
(1,37)	1:A:104:ARG:HA	2:B:78:GLY:HA3	14	1.76
(1,37)	1:A:104:ARG:HA	2:B:78:GLY:N	14	1.76
(1,37)	1:A:104:ARG:HA	2:B:78:GLY:O	14	1.76
(1,37)	1:A:104:ARG:HA	2:B:79:LYS:C	14	1.76
(1,37)	1:A:104:ARG:HA	2:B:79:LYS:CA	14	1.76
(1,37)	1:A:104:ARG:HA	2:B:79:LYS:CB	14	1.76
(1,37)	1:A:104:ARG:HA	2:B:79:LYS:CD	14	1.76
(1,37)	1:A:104:ARG:HA	2:B:79:LYS:CE	14	1.76
(1,37)	1:A:104:ARG:HA	2:B:79:LYS:CG	14	1.76
(1,37)	1:A:104:ARG:HA	2:B:79:LYS:H	14	1.76
(1,37)	1:A:104:ARG:HA	2:B:79:LYS:HA	14	1.76
(1,37)	1:A:104:ARG:HA	2:B:79:LYS:HB2	14	1.76
(1,37)	1:A:104:ARG:HA	2:B:79:LYS:HB3	14	1.76
(1,37)	1:A:104:ARG:HA	2:B:79:LYS:HD2	14	1.76
(1,37)	1:A:104:ARG:HA	2:B:79:LYS:HD3	14	1.76
(1,37)	1:A:104:ARG:HA	2:B:79:LYS:HE2	14	1.76
(1,37)	1:A:104:ARG:HA	2:B:79:LYS:HE3	14	1.76
(1,37)	1:A:104:ARG:HA	2:B:79:LYS:HG2	14	1.76
(1,37)	1:A:104:ARG:HA	2:B:79:LYS:HG3	14	1.76
(1,37)	1:A:104:ARG:HA	2:B:79:LYS:HZ1	14	1.76
(1,37)	1:A:104:ARG:HA	2:B:79:LYS:HZ2	14	1.76
(1,37)	1:A:104:ARG:HA	2:B:79:LYS:HZ3	14	1.76
(1,37)	1:A:104:ARG:HA	2:B:79:LYS:N	14	1.76
(1,37)	1:A:104:ARG:HA	2:B:79:LYS:NZ	14	1.76
(1,37)	1:A:104:ARG:HA	2:B:79:LYS:O	14	1.76
(1,37)	1:A:104:ARG:HA	2:B:80:ILE:C	14	1.76
(1,37)	1:A:104:ARG:HA	2:B:80:ILE:CA	14	1.76
(1,37)	1:A:104:ARG:HA	2:B:80:ILE:CB	14	1.76
(1,37)	1:A:104:ARG:HA	2:B:80:ILE:CD1	14	1.76
(1,37)	1:A:104:ARG:HA	2:B:80:ILE:CG1	14	1.76
(1,37)	1:A:104:ARG:HA	2:B:80:ILE:CG2	14	1.76
(1,37)	1:A:104:ARG:HA	2:B:80:ILE:H	14	1.76
(1,37)	1:A:104:ARG:HA	2:B:80:ILE:HA	14	1.76
(1,37)	1:A:104:ARG:HA	2:B:80:ILE:HB	14	1.76
(1,37)	1:A:104:ARG:HA	2:B:80:ILE:HD11	14	1.76
(1,37)	1:A:104:ARG:HA	2:B:80:ILE:HD12	14	1.76
(1,37)	1:A:104:ARG:HA	2:B:80:ILE:HD13	14	1.76

*Continued on next page...*

*Continued from previous page...*

Key	Atom-1	Atom-2	Model ID	Violation (Å)
(1,37)	1:A:104:ARG:HA	2:B:80:ILE:HG12	14	1.76
(1,37)	1:A:104:ARG:HA	2:B:80:ILE:HG13	14	1.76
(1,37)	1:A:104:ARG:HA	2:B:80:ILE:HG21	14	1.76
(1,37)	1:A:104:ARG:HA	2:B:80:ILE:HG22	14	1.76
(1,37)	1:A:104:ARG:HA	2:B:80:ILE:HG23	14	1.76
(1,37)	1:A:104:ARG:HA	2:B:80:ILE:N	14	1.76
(1,37)	1:A:104:ARG:HA	2:B:80:ILE:O	14	1.76
(1,37)	1:A:104:ARG:HA	2:B:84:GLN:C	14	1.76
(1,37)	1:A:104:ARG:HA	2:B:84:GLN:CA	14	1.76
(1,37)	1:A:104:ARG:HA	2:B:84:GLN:CB	14	1.76
(1,37)	1:A:104:ARG:HA	2:B:84:GLN:CD	14	1.76
(1,37)	1:A:104:ARG:HA	2:B:84:GLN:CG	14	1.76
(1,37)	1:A:104:ARG:HA	2:B:84:GLN:H	14	1.76
(1,37)	1:A:104:ARG:HA	2:B:84:GLN:HA	14	1.76
(1,37)	1:A:104:ARG:HA	2:B:84:GLN:HB2	14	1.76
(1,37)	1:A:104:ARG:HA	2:B:84:GLN:HB3	14	1.76
(1,37)	1:A:104:ARG:HA	2:B:84:GLN:HE21	14	1.76
(1,37)	1:A:104:ARG:HA	2:B:84:GLN:HE22	14	1.76
(1,37)	1:A:104:ARG:HA	2:B:84:GLN:HG2	14	1.76
(1,37)	1:A:104:ARG:HA	2:B:84:GLN:HG3	14	1.76
(1,37)	1:A:104:ARG:HA	2:B:84:GLN:N	14	1.76
(1,37)	1:A:104:ARG:HA	2:B:84:GLN:NE2	14	1.76
(1,37)	1:A:104:ARG:HA	2:B:84:GLN:O	14	1.76
(1,37)	1:A:104:ARG:HA	2:B:84:GLN:OE1	14	1.76
(1,37)	1:A:104:ARG:HA	2:B:97:THR:C	14	1.76
(1,37)	1:A:104:ARG:HA	2:B:97:THR:CA	14	1.76
(1,37)	1:A:104:ARG:HA	2:B:97:THR:CB	14	1.76
(1,37)	1:A:104:ARG:HA	2:B:97:THR:CG2	14	1.76
(1,37)	1:A:104:ARG:HA	2:B:97:THR:H	14	1.76
(1,37)	1:A:104:ARG:HA	2:B:97:THR:HA	14	1.76
(1,37)	1:A:104:ARG:HA	2:B:97:THR:HB	14	1.76
(1,37)	1:A:104:ARG:HA	2:B:97:THR:HG1	14	1.76
(1,37)	1:A:104:ARG:HA	2:B:97:THR:HG21	14	1.76
(1,37)	1:A:104:ARG:HA	2:B:97:THR:HG22	14	1.76
(1,37)	1:A:104:ARG:HA	2:B:97:THR:HG23	14	1.76
(1,37)	1:A:104:ARG:HA	2:B:97:THR:N	14	1.76
(1,37)	1:A:104:ARG:HA	2:B:97:THR:O	14	1.76
(1,37)	1:A:104:ARG:HA	2:B:97:THR:OG1	14	1.76
(1,37)	1:A:104:ARG:HA	2:B:99:HIS:C	14	1.76
(1,37)	1:A:104:ARG:HA	2:B:99:HIS:CA	14	1.76
(1,37)	1:A:104:ARG:HA	2:B:99:HIS:CB	14	1.76
(1,37)	1:A:104:ARG:HA	2:B:99:HIS:CD2	14	1.76

*Continued on next page...*

*Continued from previous page...*

Key	Atom-1	Atom-2	Model ID	Violation (Å)
(1,37)	1:A:104:ARG:HA	2:B:99:HIS:CE1	14	1.76
(1,37)	1:A:104:ARG:HA	2:B:99:HIS:CG	14	1.76
(1,37)	1:A:104:ARG:HA	2:B:99:HIS:H	14	1.76
(1,37)	1:A:104:ARG:HA	2:B:99:HIS:HA	14	1.76
(1,37)	1:A:104:ARG:HA	2:B:99:HIS:HB2	14	1.76
(1,37)	1:A:104:ARG:HA	2:B:99:HIS:HB3	14	1.76
(1,37)	1:A:104:ARG:HA	2:B:99:HIS:HD1	14	1.76
(1,37)	1:A:104:ARG:HA	2:B:99:HIS:HD2	14	1.76
(1,37)	1:A:104:ARG:HA	2:B:99:HIS:HE1	14	1.76
(1,37)	1:A:104:ARG:HA	2:B:99:HIS:HE2	14	1.76
(1,37)	1:A:104:ARG:HA	2:B:99:HIS:N	14	1.76
(1,37)	1:A:104:ARG:HA	2:B:99:HIS:ND1	14	1.76
(1,37)	1:A:104:ARG:HA	2:B:99:HIS:NE2	14	1.76
(1,37)	1:A:104:ARG:HA	2:B:99:HIS:O	14	1.76
(1,37)	1:A:104:ARG:HA	2:B:101:VAL:C	14	1.76
(1,37)	1:A:104:ARG:HA	2:B:101:VAL:CA	14	1.76
(1,37)	1:A:104:ARG:HA	2:B:101:VAL:CB	14	1.76
(1,37)	1:A:104:ARG:HA	2:B:101:VAL:CG1	14	1.76
(1,37)	1:A:104:ARG:HA	2:B:101:VAL:CG2	14	1.76
(1,37)	1:A:104:ARG:HA	2:B:101:VAL:H	14	1.76
(1,37)	1:A:104:ARG:HA	2:B:101:VAL:HA	14	1.76
(1,37)	1:A:104:ARG:HA	2:B:101:VAL:HB	14	1.76
(1,37)	1:A:104:ARG:HA	2:B:101:VAL:HG11	14	1.76
(1,37)	1:A:104:ARG:HA	2:B:101:VAL:HG12	14	1.76
(1,37)	1:A:104:ARG:HA	2:B:101:VAL:HG13	14	1.76
(1,37)	1:A:104:ARG:HA	2:B:101:VAL:HG21	14	1.76
(1,37)	1:A:104:ARG:HA	2:B:101:VAL:HG22	14	1.76
(1,37)	1:A:104:ARG:HA	2:B:101:VAL:HG23	14	1.76
(1,37)	1:A:104:ARG:HA	2:B:101:VAL:N	14	1.76
(1,37)	1:A:104:ARG:HA	2:B:101:VAL:O	14	1.76
(1,37)	1:A:104:ARG:HB2	2:B:75:ILE:C	14	1.76
(1,37)	1:A:104:ARG:HB2	2:B:75:ILE:CA	14	1.76
(1,37)	1:A:104:ARG:HB2	2:B:75:ILE:CB	14	1.76
(1,37)	1:A:104:ARG:HB2	2:B:75:ILE:CD1	14	1.76
(1,37)	1:A:104:ARG:HB2	2:B:75:ILE:CG1	14	1.76
(1,37)	1:A:104:ARG:HB2	2:B:75:ILE:CG2	14	1.76
(1,37)	1:A:104:ARG:HB2	2:B:75:ILE:H	14	1.76
(1,37)	1:A:104:ARG:HB2	2:B:75:ILE:HA	14	1.76
(1,37)	1:A:104:ARG:HB2	2:B:75:ILE:HB	14	1.76
(1,37)	1:A:104:ARG:HB2	2:B:75:ILE:HD11	14	1.76
(1,37)	1:A:104:ARG:HB2	2:B:75:ILE:HD12	14	1.76
(1,37)	1:A:104:ARG:HB2	2:B:75:ILE:HD13	14	1.76

*Continued on next page...*



*Continued from previous page...*

Key	Atom-1	Atom-2	Model ID	Violation (Å)
(1,37)	1:A:104:ARG:HB2	2:B:75:ILE:HG12	14	1.76
(1,37)	1:A:104:ARG:HB2	2:B:75:ILE:HG13	14	1.76
(1,37)	1:A:104:ARG:HB2	2:B:75:ILE:HG21	14	1.76
(1,37)	1:A:104:ARG:HB2	2:B:75:ILE:HG22	14	1.76
(1,37)	1:A:104:ARG:HB2	2:B:75:ILE:HG23	14	1.76
(1,37)	1:A:104:ARG:HB2	2:B:75:ILE:N	14	1.76
(1,37)	1:A:104:ARG:HB2	2:B:75:ILE:O	14	1.76
(1,37)	1:A:104:ARG:HB2	2:B:77:ALA:C	14	1.76
(1,37)	1:A:104:ARG:HB2	2:B:77:ALA:CA	14	1.76
(1,37)	1:A:104:ARG:HB2	2:B:77:ALA:CB	14	1.76
(1,37)	1:A:104:ARG:HB2	2:B:77:ALA:H	14	1.76
(1,37)	1:A:104:ARG:HB2	2:B:77:ALA:HA	14	1.76
(1,37)	1:A:104:ARG:HB2	2:B:77:ALA:HB1	14	1.76
(1,37)	1:A:104:ARG:HB2	2:B:77:ALA:HB2	14	1.76
(1,37)	1:A:104:ARG:HB2	2:B:77:ALA:HB3	14	1.76
(1,37)	1:A:104:ARG:HB2	2:B:77:ALA:N	14	1.76
(1,37)	1:A:104:ARG:HB2	2:B:77:ALA:O	14	1.76
(1,37)	1:A:104:ARG:HB2	2:B:78:GLY:C	14	1.76
(1,37)	1:A:104:ARG:HB2	2:B:78:GLY:CA	14	1.76
(1,37)	1:A:104:ARG:HB2	2:B:78:GLY:H	14	1.76
(1,37)	1:A:104:ARG:HB2	2:B:78:GLY:HA2	14	1.76
(1,37)	1:A:104:ARG:HB2	2:B:78:GLY:HA3	14	1.76
(1,37)	1:A:104:ARG:HB2	2:B:78:GLY:N	14	1.76
(1,37)	1:A:104:ARG:HB2	2:B:78:GLY:O	14	1.76
(1,37)	1:A:104:ARG:HB2	2:B:79:LYS:C	14	1.76
(1,37)	1:A:104:ARG:HB2	2:B:79:LYS:CA	14	1.76
(1,37)	1:A:104:ARG:HB2	2:B:79:LYS:CB	14	1.76
(1,37)	1:A:104:ARG:HB2	2:B:79:LYS:CD	14	1.76
(1,37)	1:A:104:ARG:HB2	2:B:79:LYS:CE	14	1.76
(1,37)	1:A:104:ARG:HB2	2:B:79:LYS:CG	14	1.76
(1,37)	1:A:104:ARG:HB2	2:B:79:LYS:H	14	1.76
(1,37)	1:A:104:ARG:HB2	2:B:79:LYS:HA	14	1.76
(1,37)	1:A:104:ARG:HB2	2:B:79:LYS:HB2	14	1.76
(1,37)	1:A:104:ARG:HB2	2:B:79:LYS:HB3	14	1.76
(1,37)	1:A:104:ARG:HB2	2:B:79:LYS:HD2	14	1.76
(1,37)	1:A:104:ARG:HB2	2:B:79:LYS:HD3	14	1.76
(1,37)	1:A:104:ARG:HB2	2:B:79:LYS:HE2	14	1.76
(1,37)	1:A:104:ARG:HB2	2:B:79:LYS:HE3	14	1.76
(1,37)	1:A:104:ARG:HB2	2:B:79:LYS:HG2	14	1.76
(1,37)	1:A:104:ARG:HB2	2:B:79:LYS:HG3	14	1.76
(1,37)	1:A:104:ARG:HB2	2:B:79:LYS:HZ1	14	1.76
(1,37)	1:A:104:ARG:HB2	2:B:79:LYS:HZ2	14	1.76

*Continued on next page...*

*Continued from previous page...*

Key	Atom-1	Atom-2	Model ID	Violation (Å)
(1,37)	1:A:104:ARG:HB2	2:B:79:LYS:HZ3	14	1.76
(1,37)	1:A:104:ARG:HB2	2:B:79:LYS:N	14	1.76
(1,37)	1:A:104:ARG:HB2	2:B:79:LYS:NZ	14	1.76
(1,37)	1:A:104:ARG:HB2	2:B:79:LYS:O	14	1.76
(1,37)	1:A:104:ARG:HB2	2:B:80:ILE:C	14	1.76
(1,37)	1:A:104:ARG:HB2	2:B:80:ILE:CA	14	1.76
(1,37)	1:A:104:ARG:HB2	2:B:80:ILE:CB	14	1.76
(1,37)	1:A:104:ARG:HB2	2:B:80:ILE:CD1	14	1.76
(1,37)	1:A:104:ARG:HB2	2:B:80:ILE:CG1	14	1.76
(1,37)	1:A:104:ARG:HB2	2:B:80:ILE:CG2	14	1.76
(1,37)	1:A:104:ARG:HB2	2:B:80:ILE:H	14	1.76
(1,37)	1:A:104:ARG:HB2	2:B:80:ILE:HA	14	1.76
(1,37)	1:A:104:ARG:HB2	2:B:80:ILE:HB	14	1.76
(1,37)	1:A:104:ARG:HB2	2:B:80:ILE:HD11	14	1.76
(1,37)	1:A:104:ARG:HB2	2:B:80:ILE:HD12	14	1.76
(1,37)	1:A:104:ARG:HB2	2:B:80:ILE:HD13	14	1.76
(1,37)	1:A:104:ARG:HB2	2:B:80:ILE:HG12	14	1.76
(1,37)	1:A:104:ARG:HB2	2:B:80:ILE:HG13	14	1.76
(1,37)	1:A:104:ARG:HB2	2:B:80:ILE:HG21	14	1.76
(1,37)	1:A:104:ARG:HB2	2:B:80:ILE:HG22	14	1.76
(1,37)	1:A:104:ARG:HB2	2:B:80:ILE:HG23	14	1.76
(1,37)	1:A:104:ARG:HB2	2:B:80:ILE:N	14	1.76
(1,37)	1:A:104:ARG:HB2	2:B:80:ILE:O	14	1.76
(1,37)	1:A:104:ARG:HB2	2:B:84:GLN:C	14	1.76
(1,37)	1:A:104:ARG:HB2	2:B:84:GLN:CA	14	1.76
(1,37)	1:A:104:ARG:HB2	2:B:84:GLN:CB	14	1.76
(1,37)	1:A:104:ARG:HB2	2:B:84:GLN:CD	14	1.76
(1,37)	1:A:104:ARG:HB2	2:B:84:GLN:CG	14	1.76
(1,37)	1:A:104:ARG:HB2	2:B:84:GLN:H	14	1.76
(1,37)	1:A:104:ARG:HB2	2:B:84:GLN:HA	14	1.76
(1,37)	1:A:104:ARG:HB2	2:B:84:GLN:HB2	14	1.76
(1,37)	1:A:104:ARG:HB2	2:B:84:GLN:HB3	14	1.76
(1,37)	1:A:104:ARG:HB2	2:B:84:GLN:HE21	14	1.76
(1,37)	1:A:104:ARG:HB2	2:B:84:GLN:HE22	14	1.76
(1,37)	1:A:104:ARG:HB2	2:B:84:GLN:HG2	14	1.76
(1,37)	1:A:104:ARG:HB2	2:B:84:GLN:HG3	14	1.76
(1,37)	1:A:104:ARG:HB2	2:B:84:GLN:N	14	1.76
(1,37)	1:A:104:ARG:HB2	2:B:84:GLN:NE2	14	1.76
(1,37)	1:A:104:ARG:HB2	2:B:84:GLN:O	14	1.76
(1,37)	1:A:104:ARG:HB2	2:B:84:GLN:OE1	14	1.76
(1,37)	1:A:104:ARG:HB2	2:B:97:THR:C	14	1.76
(1,37)	1:A:104:ARG:HB2	2:B:97:THR:CA	14	1.76

*Continued on next page...*

*Continued from previous page...*

Key	Atom-1	Atom-2	Model ID	Violation (Å)
(1,37)	1:A:104:ARG:HB2	2:B:97:THR:CB	14	1.76
(1,37)	1:A:104:ARG:HB2	2:B:97:THR:CG2	14	1.76
(1,37)	1:A:104:ARG:HB2	2:B:97:THR:H	14	1.76
(1,37)	1:A:104:ARG:HB2	2:B:97:THR:HA	14	1.76
(1,37)	1:A:104:ARG:HB2	2:B:97:THR:HB	14	1.76
(1,37)	1:A:104:ARG:HB2	2:B:97:THR:HG1	14	1.76
(1,37)	1:A:104:ARG:HB2	2:B:97:THR:HG21	14	1.76
(1,37)	1:A:104:ARG:HB2	2:B:97:THR:HG22	14	1.76
(1,37)	1:A:104:ARG:HB2	2:B:97:THR:HG23	14	1.76
(1,37)	1:A:104:ARG:HB2	2:B:97:THR:N	14	1.76
(1,37)	1:A:104:ARG:HB2	2:B:97:THR:O	14	1.76
(1,37)	1:A:104:ARG:HB2	2:B:97:THR:OG1	14	1.76
(1,37)	1:A:104:ARG:HB2	2:B:99:HIS:C	14	1.76
(1,37)	1:A:104:ARG:HB2	2:B:99:HIS:CA	14	1.76
(1,37)	1:A:104:ARG:HB2	2:B:99:HIS:CB	14	1.76
(1,37)	1:A:104:ARG:HB2	2:B:99:HIS:CD2	14	1.76
(1,37)	1:A:104:ARG:HB2	2:B:99:HIS:CE1	14	1.76
(1,37)	1:A:104:ARG:HB2	2:B:99:HIS:CG	14	1.76
(1,37)	1:A:104:ARG:HB2	2:B:99:HIS:H	14	1.76
(1,37)	1:A:104:ARG:HB2	2:B:99:HIS:HA	14	1.76
(1,37)	1:A:104:ARG:HB2	2:B:99:HIS:HB2	14	1.76
(1,37)	1:A:104:ARG:HB2	2:B:99:HIS:HB3	14	1.76
(1,37)	1:A:104:ARG:HB2	2:B:99:HIS:HD1	14	1.76
(1,37)	1:A:104:ARG:HB2	2:B:99:HIS:HD2	14	1.76
(1,37)	1:A:104:ARG:HB2	2:B:99:HIS:HE1	14	1.76
(1,37)	1:A:104:ARG:HB2	2:B:99:HIS:HE2	14	1.76
(1,37)	1:A:104:ARG:HB2	2:B:99:HIS:N	14	1.76
(1,37)	1:A:104:ARG:HB2	2:B:99:HIS:ND1	14	1.76
(1,37)	1:A:104:ARG:HB2	2:B:99:HIS:NE2	14	1.76
(1,37)	1:A:104:ARG:HB2	2:B:99:HIS:O	14	1.76
(1,37)	1:A:104:ARG:HB2	2:B:101:VAL:C	14	1.76
(1,37)	1:A:104:ARG:HB2	2:B:101:VAL:CA	14	1.76
(1,37)	1:A:104:ARG:HB2	2:B:101:VAL:CB	14	1.76
(1,37)	1:A:104:ARG:HB2	2:B:101:VAL:CG1	14	1.76
(1,37)	1:A:104:ARG:HB2	2:B:101:VAL:CG2	14	1.76
(1,37)	1:A:104:ARG:HB2	2:B:101:VAL:H	14	1.76
(1,37)	1:A:104:ARG:HB2	2:B:101:VAL:HA	14	1.76
(1,37)	1:A:104:ARG:HB2	2:B:101:VAL:HB	14	1.76
(1,37)	1:A:104:ARG:HB2	2:B:101:VAL:HG11	14	1.76
(1,37)	1:A:104:ARG:HB2	2:B:101:VAL:HG12	14	1.76
(1,37)	1:A:104:ARG:HB2	2:B:101:VAL:HG13	14	1.76
(1,37)	1:A:104:ARG:HB2	2:B:101:VAL:HG21	14	1.76

*Continued on next page...*

*Continued from previous page...*

Key	Atom-1	Atom-2	Model ID	Violation (Å)
(1,37)	1:A:104:ARG:HB2	2:B:101:VAL:HG22	14	1.76
(1,37)	1:A:104:ARG:HB2	2:B:101:VAL:HG23	14	1.76
(1,37)	1:A:104:ARG:HB2	2:B:101:VAL:N	14	1.76
(1,37)	1:A:104:ARG:HB2	2:B:101:VAL:O	14	1.76
(1,37)	1:A:104:ARG:HB3	2:B:75:ILE:C	14	1.76
(1,37)	1:A:104:ARG:HB3	2:B:75:ILE:CA	14	1.76
(1,37)	1:A:104:ARG:HB3	2:B:75:ILE:CB	14	1.76
(1,37)	1:A:104:ARG:HB3	2:B:75:ILE:CD1	14	1.76
(1,37)	1:A:104:ARG:HB3	2:B:75:ILE:CG1	14	1.76
(1,37)	1:A:104:ARG:HB3	2:B:75:ILE:CG2	14	1.76
(1,37)	1:A:104:ARG:HB3	2:B:75:ILE:H	14	1.76
(1,37)	1:A:104:ARG:HB3	2:B:75:ILE:HA	14	1.76
(1,37)	1:A:104:ARG:HB3	2:B:75:ILE:HB	14	1.76
(1,37)	1:A:104:ARG:HB3	2:B:75:ILE:HD11	14	1.76
(1,37)	1:A:104:ARG:HB3	2:B:75:ILE:HD12	14	1.76
(1,37)	1:A:104:ARG:HB3	2:B:75:ILE:HD13	14	1.76
(1,37)	1:A:104:ARG:HB3	2:B:75:ILE:HG12	14	1.76
(1,37)	1:A:104:ARG:HB3	2:B:75:ILE:HG13	14	1.76
(1,37)	1:A:104:ARG:HB3	2:B:75:ILE:HG21	14	1.76
(1,37)	1:A:104:ARG:HB3	2:B:75:ILE:HG22	14	1.76
(1,37)	1:A:104:ARG:HB3	2:B:75:ILE:HG23	14	1.76
(1,37)	1:A:104:ARG:HB3	2:B:75:ILE:N	14	1.76
(1,37)	1:A:104:ARG:HB3	2:B:75:ILE:O	14	1.76
(1,37)	1:A:104:ARG:HB3	2:B:77:ALA:C	14	1.76
(1,37)	1:A:104:ARG:HB3	2:B:77:ALA:CA	14	1.76
(1,37)	1:A:104:ARG:HB3	2:B:77:ALA:CB	14	1.76
(1,37)	1:A:104:ARG:HB3	2:B:77:ALA:H	14	1.76
(1,37)	1:A:104:ARG:HB3	2:B:77:ALA:HA	14	1.76
(1,37)	1:A:104:ARG:HB3	2:B:77:ALA:HB1	14	1.76
(1,37)	1:A:104:ARG:HB3	2:B:77:ALA:HB2	14	1.76
(1,37)	1:A:104:ARG:HB3	2:B:77:ALA:HB3	14	1.76
(1,37)	1:A:104:ARG:HB3	2:B:77:ALA:N	14	1.76
(1,37)	1:A:104:ARG:HB3	2:B:77:ALA:O	14	1.76
(1,37)	1:A:104:ARG:HB3	2:B:78:GLY:C	14	1.76
(1,37)	1:A:104:ARG:HB3	2:B:78:GLY:CA	14	1.76
(1,37)	1:A:104:ARG:HB3	2:B:78:GLY:H	14	1.76
(1,37)	1:A:104:ARG:HB3	2:B:78:GLY:HA2	14	1.76
(1,37)	1:A:104:ARG:HB3	2:B:78:GLY:HA3	14	1.76
(1,37)	1:A:104:ARG:HB3	2:B:78:GLY:N	14	1.76
(1,37)	1:A:104:ARG:HB3	2:B:78:GLY:O	14	1.76
(1,37)	1:A:104:ARG:HB3	2:B:79:LYS:C	14	1.76
(1,37)	1:A:104:ARG:HB3	2:B:79:LYS:CA	14	1.76

*Continued on next page...*

*Continued from previous page...*

Key	Atom-1	Atom-2	Model ID	Violation (Å)
(1,37)	1:A:104:ARG:HB3	2:B:79:LYS:CB	14	1.76
(1,37)	1:A:104:ARG:HB3	2:B:79:LYS:CD	14	1.76
(1,37)	1:A:104:ARG:HB3	2:B:79:LYS:CE	14	1.76
(1,37)	1:A:104:ARG:HB3	2:B:79:LYS:CG	14	1.76
(1,37)	1:A:104:ARG:HB3	2:B:79:LYS:H	14	1.76
(1,37)	1:A:104:ARG:HB3	2:B:79:LYS:HA	14	1.76
(1,37)	1:A:104:ARG:HB3	2:B:79:LYS:HB2	14	1.76
(1,37)	1:A:104:ARG:HB3	2:B:79:LYS:HB3	14	1.76
(1,37)	1:A:104:ARG:HB3	2:B:79:LYS:HD2	14	1.76
(1,37)	1:A:104:ARG:HB3	2:B:79:LYS:HD3	14	1.76
(1,37)	1:A:104:ARG:HB3	2:B:79:LYS:HE2	14	1.76
(1,37)	1:A:104:ARG:HB3	2:B:79:LYS:HE3	14	1.76
(1,37)	1:A:104:ARG:HB3	2:B:79:LYS:HG2	14	1.76
(1,37)	1:A:104:ARG:HB3	2:B:79:LYS:HG3	14	1.76
(1,37)	1:A:104:ARG:HB3	2:B:79:LYS:HZ1	14	1.76
(1,37)	1:A:104:ARG:HB3	2:B:79:LYS:HZ2	14	1.76
(1,37)	1:A:104:ARG:HB3	2:B:79:LYS:HZ3	14	1.76
(1,37)	1:A:104:ARG:HB3	2:B:79:LYS:N	14	1.76
(1,37)	1:A:104:ARG:HB3	2:B:79:LYS:NZ	14	1.76
(1,37)	1:A:104:ARG:HB3	2:B:79:LYS:O	14	1.76
(1,37)	1:A:104:ARG:HB3	2:B:80:ILE:C	14	1.76
(1,37)	1:A:104:ARG:HB3	2:B:80:ILE:CA	14	1.76
(1,37)	1:A:104:ARG:HB3	2:B:80:ILE:CB	14	1.76
(1,37)	1:A:104:ARG:HB3	2:B:80:ILE:CD1	14	1.76
(1,37)	1:A:104:ARG:HB3	2:B:80:ILE:CG1	14	1.76
(1,37)	1:A:104:ARG:HB3	2:B:80:ILE:CG2	14	1.76
(1,37)	1:A:104:ARG:HB3	2:B:80:ILE:H	14	1.76
(1,37)	1:A:104:ARG:HB3	2:B:80:ILE:HA	14	1.76
(1,37)	1:A:104:ARG:HB3	2:B:80:ILE:HB	14	1.76
(1,37)	1:A:104:ARG:HB3	2:B:80:ILE:HD11	14	1.76
(1,37)	1:A:104:ARG:HB3	2:B:80:ILE:HD12	14	1.76
(1,37)	1:A:104:ARG:HB3	2:B:80:ILE:HD13	14	1.76
(1,37)	1:A:104:ARG:HB3	2:B:80:ILE:HG12	14	1.76
(1,37)	1:A:104:ARG:HB3	2:B:80:ILE:HG13	14	1.76
(1,37)	1:A:104:ARG:HB3	2:B:80:ILE:HG21	14	1.76
(1,37)	1:A:104:ARG:HB3	2:B:80:ILE:HG22	14	1.76
(1,37)	1:A:104:ARG:HB3	2:B:80:ILE:HG23	14	1.76
(1,37)	1:A:104:ARG:HB3	2:B:80:ILE:N	14	1.76
(1,37)	1:A:104:ARG:HB3	2:B:80:ILE:O	14	1.76
(1,37)	1:A:104:ARG:HB3	2:B:84:GLN:C	14	1.76
(1,37)	1:A:104:ARG:HB3	2:B:84:GLN:CA	14	1.76
(1,37)	1:A:104:ARG:HB3	2:B:84:GLN:CB	14	1.76

*Continued on next page...*

*Continued from previous page...*

Key	Atom-1	Atom-2	Model ID	Violation (Å)
(1,37)	1:A:104:ARG:HB3	2:B:84:GLN:CD	14	1.76
(1,37)	1:A:104:ARG:HB3	2:B:84:GLN:CG	14	1.76
(1,37)	1:A:104:ARG:HB3	2:B:84:GLN:H	14	1.76
(1,37)	1:A:104:ARG:HB3	2:B:84:GLN:HA	14	1.76
(1,37)	1:A:104:ARG:HB3	2:B:84:GLN:HB2	14	1.76
(1,37)	1:A:104:ARG:HB3	2:B:84:GLN:HB3	14	1.76
(1,37)	1:A:104:ARG:HB3	2:B:84:GLN:HE21	14	1.76
(1,37)	1:A:104:ARG:HB3	2:B:84:GLN:HE22	14	1.76
(1,37)	1:A:104:ARG:HB3	2:B:84:GLN:HG2	14	1.76
(1,37)	1:A:104:ARG:HB3	2:B:84:GLN:HG3	14	1.76
(1,37)	1:A:104:ARG:HB3	2:B:84:GLN:N	14	1.76
(1,37)	1:A:104:ARG:HB3	2:B:84:GLN:NE2	14	1.76
(1,37)	1:A:104:ARG:HB3	2:B:84:GLN:O	14	1.76
(1,37)	1:A:104:ARG:HB3	2:B:84:GLN:OE1	14	1.76
(1,37)	1:A:104:ARG:HB3	2:B:97:THR:C	14	1.76
(1,37)	1:A:104:ARG:HB3	2:B:97:THR:CA	14	1.76
(1,37)	1:A:104:ARG:HB3	2:B:97:THR:CB	14	1.76
(1,37)	1:A:104:ARG:HB3	2:B:97:THR:CG2	14	1.76
(1,37)	1:A:104:ARG:HB3	2:B:97:THR:H	14	1.76
(1,37)	1:A:104:ARG:HB3	2:B:97:THR:HA	14	1.76
(1,37)	1:A:104:ARG:HB3	2:B:97:THR:HB	14	1.76
(1,37)	1:A:104:ARG:HB3	2:B:97:THR:HG1	14	1.76
(1,37)	1:A:104:ARG:HB3	2:B:97:THR:HG21	14	1.76
(1,37)	1:A:104:ARG:HB3	2:B:97:THR:HG22	14	1.76
(1,37)	1:A:104:ARG:HB3	2:B:97:THR:HG23	14	1.76
(1,37)	1:A:104:ARG:HB3	2:B:97:THR:N	14	1.76
(1,37)	1:A:104:ARG:HB3	2:B:97:THR:O	14	1.76
(1,37)	1:A:104:ARG:HB3	2:B:97:THR:OG1	14	1.76
(1,37)	1:A:104:ARG:HB3	2:B:99:HIS:C	14	1.76
(1,37)	1:A:104:ARG:HB3	2:B:99:HIS:CA	14	1.76
(1,37)	1:A:104:ARG:HB3	2:B:99:HIS:CB	14	1.76
(1,37)	1:A:104:ARG:HB3	2:B:99:HIS:CD2	14	1.76
(1,37)	1:A:104:ARG:HB3	2:B:99:HIS:CE1	14	1.76
(1,37)	1:A:104:ARG:HB3	2:B:99:HIS:CG	14	1.76
(1,37)	1:A:104:ARG:HB3	2:B:99:HIS:H	14	1.76
(1,37)	1:A:104:ARG:HB3	2:B:99:HIS:HA	14	1.76
(1,37)	1:A:104:ARG:HB3	2:B:99:HIS:HB2	14	1.76
(1,37)	1:A:104:ARG:HB3	2:B:99:HIS:HB3	14	1.76
(1,37)	1:A:104:ARG:HB3	2:B:99:HIS:HD1	14	1.76
(1,37)	1:A:104:ARG:HB3	2:B:99:HIS:HD2	14	1.76
(1,37)	1:A:104:ARG:HB3	2:B:99:HIS:HE1	14	1.76
(1,37)	1:A:104:ARG:HB3	2:B:99:HIS:HE2	14	1.76

*Continued on next page...*

*Continued from previous page...*

Key	Atom-1	Atom-2	Model ID	Violation (Å)
(1,37)	1:A:104:ARG:HB3	2:B:99:HIS:N	14	1.76
(1,37)	1:A:104:ARG:HB3	2:B:99:HIS:ND1	14	1.76
(1,37)	1:A:104:ARG:HB3	2:B:99:HIS:NE2	14	1.76
(1,37)	1:A:104:ARG:HB3	2:B:99:HIS:O	14	1.76
(1,37)	1:A:104:ARG:HB3	2:B:101:VAL:C	14	1.76
(1,37)	1:A:104:ARG:HB3	2:B:101:VAL:CA	14	1.76
(1,37)	1:A:104:ARG:HB3	2:B:101:VAL:CB	14	1.76
(1,37)	1:A:104:ARG:HB3	2:B:101:VAL:CG1	14	1.76
(1,37)	1:A:104:ARG:HB3	2:B:101:VAL:CG2	14	1.76
(1,37)	1:A:104:ARG:HB3	2:B:101:VAL:H	14	1.76
(1,37)	1:A:104:ARG:HB3	2:B:101:VAL:HA	14	1.76
(1,37)	1:A:104:ARG:HB3	2:B:101:VAL:HB	14	1.76
(1,37)	1:A:104:ARG:HB3	2:B:101:VAL:HG11	14	1.76
(1,37)	1:A:104:ARG:HB3	2:B:101:VAL:HG12	14	1.76
(1,37)	1:A:104:ARG:HB3	2:B:101:VAL:HG13	14	1.76
(1,37)	1:A:104:ARG:HB3	2:B:101:VAL:HG21	14	1.76
(1,37)	1:A:104:ARG:HB3	2:B:101:VAL:HG22	14	1.76
(1,37)	1:A:104:ARG:HB3	2:B:101:VAL:HG23	14	1.76
(1,37)	1:A:104:ARG:HB3	2:B:101:VAL:N	14	1.76
(1,37)	1:A:104:ARG:HB3	2:B:101:VAL:O	14	1.76
(1,37)	1:A:104:ARG:HD2	2:B:75:ILE:C	14	1.76
(1,37)	1:A:104:ARG:HD2	2:B:75:ILE:CA	14	1.76
(1,37)	1:A:104:ARG:HD2	2:B:75:ILE:CB	14	1.76
(1,37)	1:A:104:ARG:HD2	2:B:75:ILE:CD1	14	1.76
(1,37)	1:A:104:ARG:HD2	2:B:75:ILE:CG1	14	1.76
(1,37)	1:A:104:ARG:HD2	2:B:75:ILE:CG2	14	1.76
(1,37)	1:A:104:ARG:HD2	2:B:75:ILE:H	14	1.76
(1,37)	1:A:104:ARG:HD2	2:B:75:ILE:HA	14	1.76
(1,37)	1:A:104:ARG:HD2	2:B:75:ILE:HB	14	1.76
(1,37)	1:A:104:ARG:HD2	2:B:75:ILE:HD11	14	1.76
(1,37)	1:A:104:ARG:HD2	2:B:75:ILE:HD12	14	1.76
(1,37)	1:A:104:ARG:HD2	2:B:75:ILE:HD13	14	1.76
(1,37)	1:A:104:ARG:HD2	2:B:75:ILE:HG12	14	1.76
(1,37)	1:A:104:ARG:HD2	2:B:75:ILE:HG13	14	1.76
(1,37)	1:A:104:ARG:HD2	2:B:75:ILE:HG21	14	1.76
(1,37)	1:A:104:ARG:HD2	2:B:75:ILE:HG22	14	1.76
(1,37)	1:A:104:ARG:HD2	2:B:75:ILE:HG23	14	1.76
(1,37)	1:A:104:ARG:HD2	2:B:75:ILE:N	14	1.76
(1,37)	1:A:104:ARG:HD2	2:B:75:ILE:O	14	1.76
(1,37)	1:A:104:ARG:HD2	2:B:77:ALA:C	14	1.76
(1,37)	1:A:104:ARG:HD2	2:B:77:ALA:CA	14	1.76
(1,37)	1:A:104:ARG:HD2	2:B:77:ALA:CB	14	1.76

*Continued on next page...*

*Continued from previous page...*

Key	Atom-1	Atom-2	Model ID	Violation (Å)
(1,37)	1:A:104:ARG:HD2	2:B:77:ALA:H	14	1.76
(1,37)	1:A:104:ARG:HD2	2:B:77:ALA:HA	14	1.76
(1,37)	1:A:104:ARG:HD2	2:B:77:ALA:HB1	14	1.76
(1,37)	1:A:104:ARG:HD2	2:B:77:ALA:HB2	14	1.76
(1,37)	1:A:104:ARG:HD2	2:B:77:ALA:HB3	14	1.76
(1,37)	1:A:104:ARG:HD2	2:B:77:ALA:N	14	1.76
(1,37)	1:A:104:ARG:HD2	2:B:77:ALA:O	14	1.76
(1,37)	1:A:104:ARG:HD2	2:B:78:GLY:C	14	1.76
(1,37)	1:A:104:ARG:HD2	2:B:78:GLY:CA	14	1.76
(1,37)	1:A:104:ARG:HD2	2:B:78:GLY:H	14	1.76
(1,37)	1:A:104:ARG:HD2	2:B:78:GLY:HA2	14	1.76
(1,37)	1:A:104:ARG:HD2	2:B:78:GLY:HA3	14	1.76
(1,37)	1:A:104:ARG:HD2	2:B:78:GLY:N	14	1.76
(1,37)	1:A:104:ARG:HD2	2:B:78:GLY:O	14	1.76
(1,37)	1:A:104:ARG:HD2	2:B:79:LYS:C	14	1.76
(1,37)	1:A:104:ARG:HD2	2:B:79:LYS:CA	14	1.76
(1,37)	1:A:104:ARG:HD2	2:B:79:LYS:CB	14	1.76
(1,37)	1:A:104:ARG:HD2	2:B:79:LYS:CD	14	1.76
(1,37)	1:A:104:ARG:HD2	2:B:79:LYS:CE	14	1.76
(1,37)	1:A:104:ARG:HD2	2:B:79:LYS:CG	14	1.76
(1,37)	1:A:104:ARG:HD2	2:B:79:LYS:H	14	1.76
(1,37)	1:A:104:ARG:HD2	2:B:79:LYS:HA	14	1.76
(1,37)	1:A:104:ARG:HD2	2:B:79:LYS:HB2	14	1.76
(1,37)	1:A:104:ARG:HD2	2:B:79:LYS:HB3	14	1.76
(1,37)	1:A:104:ARG:HD2	2:B:79:LYS:HD2	14	1.76
(1,37)	1:A:104:ARG:HD2	2:B:79:LYS:HD3	14	1.76
(1,37)	1:A:104:ARG:HD2	2:B:79:LYS:HE2	14	1.76
(1,37)	1:A:104:ARG:HD2	2:B:79:LYS:HE3	14	1.76
(1,37)	1:A:104:ARG:HD2	2:B:79:LYS:HG2	14	1.76
(1,37)	1:A:104:ARG:HD2	2:B:79:LYS:HG3	14	1.76
(1,37)	1:A:104:ARG:HD2	2:B:79:LYS:HZ1	14	1.76
(1,37)	1:A:104:ARG:HD2	2:B:79:LYS:HZ2	14	1.76
(1,37)	1:A:104:ARG:HD2	2:B:79:LYS:HZ3	14	1.76
(1,37)	1:A:104:ARG:HD2	2:B:79:LYS:N	14	1.76
(1,37)	1:A:104:ARG:HD2	2:B:79:LYS:NZ	14	1.76
(1,37)	1:A:104:ARG:HD2	2:B:79:LYS:O	14	1.76
(1,37)	1:A:104:ARG:HD2	2:B:80:ILE:C	14	1.76
(1,37)	1:A:104:ARG:HD2	2:B:80:ILE:CA	14	1.76
(1,37)	1:A:104:ARG:HD2	2:B:80:ILE:CB	14	1.76
(1,37)	1:A:104:ARG:HD2	2:B:80:ILE:CD1	14	1.76
(1,37)	1:A:104:ARG:HD2	2:B:80:ILE:CG1	14	1.76
(1,37)	1:A:104:ARG:HD2	2:B:80:ILE:CG2	14	1.76

*Continued on next page...*



*Continued from previous page...*

Key	Atom-1	Atom-2	Model ID	Violation (Å)
(1,37)	1:A:104:ARG:HD2	2:B:80:ILE:H	14	1.76
(1,37)	1:A:104:ARG:HD2	2:B:80:ILE:HA	14	1.76
(1,37)	1:A:104:ARG:HD2	2:B:80:ILE:HB	14	1.76
(1,37)	1:A:104:ARG:HD2	2:B:80:ILE:HD11	14	1.76
(1,37)	1:A:104:ARG:HD2	2:B:80:ILE:HD12	14	1.76
(1,37)	1:A:104:ARG:HD2	2:B:80:ILE:HD13	14	1.76
(1,37)	1:A:104:ARG:HD2	2:B:80:ILE:HG12	14	1.76
(1,37)	1:A:104:ARG:HD2	2:B:80:ILE:HG13	14	1.76
(1,37)	1:A:104:ARG:HD2	2:B:80:ILE:HG21	14	1.76
(1,37)	1:A:104:ARG:HD2	2:B:80:ILE:HG22	14	1.76
(1,37)	1:A:104:ARG:HD2	2:B:80:ILE:HG23	14	1.76
(1,37)	1:A:104:ARG:HD2	2:B:80:ILE:N	14	1.76
(1,37)	1:A:104:ARG:HD2	2:B:80:ILE:O	14	1.76
(1,37)	1:A:104:ARG:HD2	2:B:84:GLN:C	14	1.76
(1,37)	1:A:104:ARG:HD2	2:B:84:GLN:CA	14	1.76
(1,37)	1:A:104:ARG:HD2	2:B:84:GLN:CB	14	1.76
(1,37)	1:A:104:ARG:HD2	2:B:84:GLN:CD	14	1.76
(1,37)	1:A:104:ARG:HD2	2:B:84:GLN:CG	14	1.76
(1,37)	1:A:104:ARG:HD2	2:B:84:GLN:H	14	1.76
(1,37)	1:A:104:ARG:HD2	2:B:84:GLN:HA	14	1.76
(1,37)	1:A:104:ARG:HD2	2:B:84:GLN:HB2	14	1.76
(1,37)	1:A:104:ARG:HD2	2:B:84:GLN:HB3	14	1.76
(1,37)	1:A:104:ARG:HD2	2:B:84:GLN:HE21	14	1.76
(1,37)	1:A:104:ARG:HD2	2:B:84:GLN:HE22	14	1.76
(1,37)	1:A:104:ARG:HD2	2:B:84:GLN:HG2	14	1.76
(1,37)	1:A:104:ARG:HD2	2:B:84:GLN:HG3	14	1.76
(1,37)	1:A:104:ARG:HD2	2:B:84:GLN:N	14	1.76
(1,37)	1:A:104:ARG:HD2	2:B:84:GLN:NE2	14	1.76
(1,37)	1:A:104:ARG:HD2	2:B:84:GLN:O	14	1.76
(1,37)	1:A:104:ARG:HD2	2:B:84:GLN:OE1	14	1.76
(1,37)	1:A:104:ARG:HD2	2:B:97:THR:C	14	1.76
(1,37)	1:A:104:ARG:HD2	2:B:97:THR:CA	14	1.76
(1,37)	1:A:104:ARG:HD2	2:B:97:THR:CB	14	1.76
(1,37)	1:A:104:ARG:HD2	2:B:97:THR:CG2	14	1.76
(1,37)	1:A:104:ARG:HD2	2:B:97:THR:H	14	1.76
(1,37)	1:A:104:ARG:HD2	2:B:97:THR:HA	14	1.76
(1,37)	1:A:104:ARG:HD2	2:B:97:THR:HB	14	1.76
(1,37)	1:A:104:ARG:HD2	2:B:97:THR:HG1	14	1.76
(1,37)	1:A:104:ARG:HD2	2:B:97:THR:HG21	14	1.76
(1,37)	1:A:104:ARG:HD2	2:B:97:THR:HG22	14	1.76
(1,37)	1:A:104:ARG:HD2	2:B:97:THR:HG23	14	1.76
(1,37)	1:A:104:ARG:HD2	2:B:97:THR:N	14	1.76

*Continued on next page...*

*Continued from previous page...*

Key	Atom-1	Atom-2	Model ID	Violation (Å)
(1,37)	1:A:104:ARG:HD2	2:B:97:THR:O	14	1.76
(1,37)	1:A:104:ARG:HD2	2:B:97:THR:OG1	14	1.76
(1,37)	1:A:104:ARG:HD2	2:B:99:HIS:C	14	1.76
(1,37)	1:A:104:ARG:HD2	2:B:99:HIS:CA	14	1.76
(1,37)	1:A:104:ARG:HD2	2:B:99:HIS:CB	14	1.76
(1,37)	1:A:104:ARG:HD2	2:B:99:HIS:CD2	14	1.76
(1,37)	1:A:104:ARG:HD2	2:B:99:HIS:CE1	14	1.76
(1,37)	1:A:104:ARG:HD2	2:B:99:HIS:CG	14	1.76
(1,37)	1:A:104:ARG:HD2	2:B:99:HIS:H	14	1.76
(1,37)	1:A:104:ARG:HD2	2:B:99:HIS:HA	14	1.76
(1,37)	1:A:104:ARG:HD2	2:B:99:HIS:HB2	14	1.76
(1,37)	1:A:104:ARG:HD2	2:B:99:HIS:HB3	14	1.76
(1,37)	1:A:104:ARG:HD2	2:B:99:HIS:HD1	14	1.76
(1,37)	1:A:104:ARG:HD2	2:B:99:HIS:HD2	14	1.76
(1,37)	1:A:104:ARG:HD2	2:B:99:HIS:HE1	14	1.76
(1,37)	1:A:104:ARG:HD2	2:B:99:HIS:HE2	14	1.76
(1,37)	1:A:104:ARG:HD2	2:B:99:HIS:N	14	1.76
(1,37)	1:A:104:ARG:HD2	2:B:99:HIS:ND1	14	1.76
(1,37)	1:A:104:ARG:HD2	2:B:99:HIS:NE2	14	1.76
(1,37)	1:A:104:ARG:HD2	2:B:99:HIS:O	14	1.76
(1,37)	1:A:104:ARG:HD2	2:B:101:VAL:C	14	1.76
(1,37)	1:A:104:ARG:HD2	2:B:101:VAL:CA	14	1.76
(1,37)	1:A:104:ARG:HD2	2:B:101:VAL:CB	14	1.76
(1,37)	1:A:104:ARG:HD2	2:B:101:VAL:CG1	14	1.76
(1,37)	1:A:104:ARG:HD2	2:B:101:VAL:CG2	14	1.76
(1,37)	1:A:104:ARG:HD2	2:B:101:VAL:H	14	1.76
(1,37)	1:A:104:ARG:HD2	2:B:101:VAL:HA	14	1.76
(1,37)	1:A:104:ARG:HD2	2:B:101:VAL:HB	14	1.76
(1,37)	1:A:104:ARG:HD2	2:B:101:VAL:HG11	14	1.76
(1,37)	1:A:104:ARG:HD2	2:B:101:VAL:HG12	14	1.76
(1,37)	1:A:104:ARG:HD2	2:B:101:VAL:HG13	14	1.76
(1,37)	1:A:104:ARG:HD2	2:B:101:VAL:HG21	14	1.76
(1,37)	1:A:104:ARG:HD2	2:B:101:VAL:HG22	14	1.76
(1,37)	1:A:104:ARG:HD2	2:B:101:VAL:HG23	14	1.76
(1,37)	1:A:104:ARG:HD2	2:B:101:VAL:N	14	1.76
(1,37)	1:A:104:ARG:HD2	2:B:101:VAL:O	14	1.76
(1,37)	1:A:104:ARG:HD3	2:B:75:ILE:C	14	1.76
(1,37)	1:A:104:ARG:HD3	2:B:75:ILE:CA	14	1.76
(1,37)	1:A:104:ARG:HD3	2:B:75:ILE:CB	14	1.76
(1,37)	1:A:104:ARG:HD3	2:B:75:ILE:CD1	14	1.76
(1,37)	1:A:104:ARG:HD3	2:B:75:ILE:CG1	14	1.76
(1,37)	1:A:104:ARG:HD3	2:B:75:ILE:CG2	14	1.76

*Continued on next page...*

*Continued from previous page...*

Key	Atom-1	Atom-2	Model ID	Violation (Å)
(1,37)	1:A:104:ARG:HD3	2:B:75:ILE:H	14	1.76
(1,37)	1:A:104:ARG:HD3	2:B:75:ILE:HA	14	1.76
(1,37)	1:A:104:ARG:HD3	2:B:75:ILE:HB	14	1.76
(1,37)	1:A:104:ARG:HD3	2:B:75:ILE:HD11	14	1.76
(1,37)	1:A:104:ARG:HD3	2:B:75:ILE:HD12	14	1.76
(1,37)	1:A:104:ARG:HD3	2:B:75:ILE:HD13	14	1.76
(1,37)	1:A:104:ARG:HD3	2:B:75:ILE:HG12	14	1.76
(1,37)	1:A:104:ARG:HD3	2:B:75:ILE:HG13	14	1.76
(1,37)	1:A:104:ARG:HD3	2:B:75:ILE:HG21	14	1.76
(1,37)	1:A:104:ARG:HD3	2:B:75:ILE:HG22	14	1.76
(1,37)	1:A:104:ARG:HD3	2:B:75:ILE:HG23	14	1.76
(1,37)	1:A:104:ARG:HD3	2:B:75:ILE:N	14	1.76
(1,37)	1:A:104:ARG:HD3	2:B:75:ILE:O	14	1.76
(1,37)	1:A:104:ARG:HD3	2:B:77:ALA:C	14	1.76
(1,37)	1:A:104:ARG:HD3	2:B:77:ALA:CA	14	1.76
(1,37)	1:A:104:ARG:HD3	2:B:77:ALA:CB	14	1.76
(1,37)	1:A:104:ARG:HD3	2:B:77:ALA:H	14	1.76
(1,37)	1:A:104:ARG:HD3	2:B:77:ALA:HA	14	1.76
(1,37)	1:A:104:ARG:HD3	2:B:77:ALA:HB1	14	1.76
(1,37)	1:A:104:ARG:HD3	2:B:77:ALA:HB2	14	1.76
(1,37)	1:A:104:ARG:HD3	2:B:77:ALA:HB3	14	1.76
(1,37)	1:A:104:ARG:HD3	2:B:77:ALA:N	14	1.76
(1,37)	1:A:104:ARG:HD3	2:B:77:ALA:O	14	1.76
(1,37)	1:A:104:ARG:HD3	2:B:78:GLY:C	14	1.76
(1,37)	1:A:104:ARG:HD3	2:B:78:GLY:CA	14	1.76
(1,37)	1:A:104:ARG:HD3	2:B:78:GLY:H	14	1.76
(1,37)	1:A:104:ARG:HD3	2:B:78:GLY:HA2	14	1.76
(1,37)	1:A:104:ARG:HD3	2:B:78:GLY:HA3	14	1.76
(1,37)	1:A:104:ARG:HD3	2:B:78:GLY:N	14	1.76
(1,37)	1:A:104:ARG:HD3	2:B:78:GLY:O	14	1.76
(1,37)	1:A:104:ARG:HD3	2:B:79:LYS:C	14	1.76
(1,37)	1:A:104:ARG:HD3	2:B:79:LYS:CA	14	1.76
(1,37)	1:A:104:ARG:HD3	2:B:79:LYS:CB	14	1.76
(1,37)	1:A:104:ARG:HD3	2:B:79:LYS:CD	14	1.76
(1,37)	1:A:104:ARG:HD3	2:B:79:LYS:CE	14	1.76
(1,37)	1:A:104:ARG:HD3	2:B:79:LYS:CG	14	1.76
(1,37)	1:A:104:ARG:HD3	2:B:79:LYS:H	14	1.76
(1,37)	1:A:104:ARG:HD3	2:B:79:LYS:HA	14	1.76
(1,37)	1:A:104:ARG:HD3	2:B:79:LYS:HB2	14	1.76
(1,37)	1:A:104:ARG:HD3	2:B:79:LYS:HB3	14	1.76
(1,37)	1:A:104:ARG:HD3	2:B:79:LYS:HD2	14	1.76
(1,37)	1:A:104:ARG:HD3	2:B:79:LYS:HD3	14	1.76

*Continued on next page...*

*Continued from previous page...*

Key	Atom-1	Atom-2	Model ID	Violation (Å)
(1,37)	1:A:104:ARG:HD3	2:B:79:LYS:HE2	14	1.76
(1,37)	1:A:104:ARG:HD3	2:B:79:LYS:HE3	14	1.76
(1,37)	1:A:104:ARG:HD3	2:B:79:LYS:HG2	14	1.76
(1,37)	1:A:104:ARG:HD3	2:B:79:LYS:HG3	14	1.76
(1,37)	1:A:104:ARG:HD3	2:B:79:LYS:HZ1	14	1.76
(1,37)	1:A:104:ARG:HD3	2:B:79:LYS:HZ2	14	1.76
(1,37)	1:A:104:ARG:HD3	2:B:79:LYS:HZ3	14	1.76
(1,37)	1:A:104:ARG:HD3	2:B:79:LYS:N	14	1.76
(1,37)	1:A:104:ARG:HD3	2:B:79:LYS:NZ	14	1.76
(1,37)	1:A:104:ARG:HD3	2:B:79:LYS:O	14	1.76
(1,37)	1:A:104:ARG:HD3	2:B:80:ILE:C	14	1.76
(1,37)	1:A:104:ARG:HD3	2:B:80:ILE:CA	14	1.76
(1,37)	1:A:104:ARG:HD3	2:B:80:ILE:CB	14	1.76
(1,37)	1:A:104:ARG:HD3	2:B:80:ILE:CD1	14	1.76
(1,37)	1:A:104:ARG:HD3	2:B:80:ILE:CG1	14	1.76
(1,37)	1:A:104:ARG:HD3	2:B:80:ILE:CG2	14	1.76
(1,37)	1:A:104:ARG:HD3	2:B:80:ILE:H	14	1.76
(1,37)	1:A:104:ARG:HD3	2:B:80:ILE:HA	14	1.76
(1,37)	1:A:104:ARG:HD3	2:B:80:ILE:HB	14	1.76
(1,37)	1:A:104:ARG:HD3	2:B:80:ILE:HD11	14	1.76
(1,37)	1:A:104:ARG:HD3	2:B:80:ILE:HD12	14	1.76
(1,37)	1:A:104:ARG:HD3	2:B:80:ILE:HD13	14	1.76
(1,37)	1:A:104:ARG:HD3	2:B:80:ILE:HG12	14	1.76
(1,37)	1:A:104:ARG:HD3	2:B:80:ILE:HG13	14	1.76
(1,37)	1:A:104:ARG:HD3	2:B:80:ILE:HG21	14	1.76
(1,37)	1:A:104:ARG:HD3	2:B:80:ILE:HG22	14	1.76
(1,37)	1:A:104:ARG:HD3	2:B:80:ILE:HG23	14	1.76
(1,37)	1:A:104:ARG:HD3	2:B:80:ILE:N	14	1.76
(1,37)	1:A:104:ARG:HD3	2:B:80:ILE:O	14	1.76
(1,37)	1:A:104:ARG:HD3	2:B:84:GLN:C	14	1.76
(1,37)	1:A:104:ARG:HD3	2:B:84:GLN:CA	14	1.76
(1,37)	1:A:104:ARG:HD3	2:B:84:GLN:CB	14	1.76
(1,37)	1:A:104:ARG:HD3	2:B:84:GLN:CD	14	1.76
(1,37)	1:A:104:ARG:HD3	2:B:84:GLN:CG	14	1.76
(1,37)	1:A:104:ARG:HD3	2:B:84:GLN:H	14	1.76
(1,37)	1:A:104:ARG:HD3	2:B:84:GLN:HA	14	1.76
(1,37)	1:A:104:ARG:HD3	2:B:84:GLN:HB2	14	1.76
(1,37)	1:A:104:ARG:HD3	2:B:84:GLN:HB3	14	1.76
(1,37)	1:A:104:ARG:HD3	2:B:84:GLN:HE21	14	1.76
(1,37)	1:A:104:ARG:HD3	2:B:84:GLN:HE22	14	1.76
(1,37)	1:A:104:ARG:HD3	2:B:84:GLN:HG2	14	1.76
(1,37)	1:A:104:ARG:HD3	2:B:84:GLN:HG3	14	1.76

*Continued on next page...*

*Continued from previous page...*

Key	Atom-1	Atom-2	Model ID	Violation (Å)
(1,37)	1:A:104:ARG:HD3	2:B:84:GLN:N	14	1.76
(1,37)	1:A:104:ARG:HD3	2:B:84:GLN:NE2	14	1.76
(1,37)	1:A:104:ARG:HD3	2:B:84:GLN:O	14	1.76
(1,37)	1:A:104:ARG:HD3	2:B:84:GLN:OE1	14	1.76
(1,37)	1:A:104:ARG:HD3	2:B:97:THR:C	14	1.76
(1,37)	1:A:104:ARG:HD3	2:B:97:THR:CA	14	1.76
(1,37)	1:A:104:ARG:HD3	2:B:97:THR:CB	14	1.76
(1,37)	1:A:104:ARG:HD3	2:B:97:THR:CG2	14	1.76
(1,37)	1:A:104:ARG:HD3	2:B:97:THR:H	14	1.76
(1,37)	1:A:104:ARG:HD3	2:B:97:THR:HA	14	1.76
(1,37)	1:A:104:ARG:HD3	2:B:97:THR:HB	14	1.76
(1,37)	1:A:104:ARG:HD3	2:B:97:THR:HG1	14	1.76
(1,37)	1:A:104:ARG:HD3	2:B:97:THR:HG21	14	1.76
(1,37)	1:A:104:ARG:HD3	2:B:97:THR:HG22	14	1.76
(1,37)	1:A:104:ARG:HD3	2:B:97:THR:HG23	14	1.76
(1,37)	1:A:104:ARG:HD3	2:B:97:THR:N	14	1.76
(1,37)	1:A:104:ARG:HD3	2:B:97:THR:O	14	1.76
(1,37)	1:A:104:ARG:HD3	2:B:97:THR:OG1	14	1.76
(1,37)	1:A:104:ARG:HD3	2:B:99:HIS:C	14	1.76
(1,37)	1:A:104:ARG:HD3	2:B:99:HIS:CA	14	1.76
(1,37)	1:A:104:ARG:HD3	2:B:99:HIS:CB	14	1.76
(1,37)	1:A:104:ARG:HD3	2:B:99:HIS:CD2	14	1.76
(1,37)	1:A:104:ARG:HD3	2:B:99:HIS:CE1	14	1.76
(1,37)	1:A:104:ARG:HD3	2:B:99:HIS:CG	14	1.76
(1,37)	1:A:104:ARG:HD3	2:B:99:HIS:H	14	1.76
(1,37)	1:A:104:ARG:HD3	2:B:99:HIS:HA	14	1.76
(1,37)	1:A:104:ARG:HD3	2:B:99:HIS:HB2	14	1.76
(1,37)	1:A:104:ARG:HD3	2:B:99:HIS:HB3	14	1.76
(1,37)	1:A:104:ARG:HD3	2:B:99:HIS:HD1	14	1.76
(1,37)	1:A:104:ARG:HD3	2:B:99:HIS:HD2	14	1.76
(1,37)	1:A:104:ARG:HD3	2:B:99:HIS:HE1	14	1.76
(1,37)	1:A:104:ARG:HD3	2:B:99:HIS:HE2	14	1.76
(1,37)	1:A:104:ARG:HD3	2:B:99:HIS:N	14	1.76
(1,37)	1:A:104:ARG:HD3	2:B:99:HIS:ND1	14	1.76
(1,37)	1:A:104:ARG:HD3	2:B:99:HIS:NE2	14	1.76
(1,37)	1:A:104:ARG:HD3	2:B:99:HIS:O	14	1.76
(1,37)	1:A:104:ARG:HD3	2:B:101:VAL:C	14	1.76
(1,37)	1:A:104:ARG:HD3	2:B:101:VAL:CA	14	1.76
(1,37)	1:A:104:ARG:HD3	2:B:101:VAL:CB	14	1.76
(1,37)	1:A:104:ARG:HD3	2:B:101:VAL:CG1	14	1.76
(1,37)	1:A:104:ARG:HD3	2:B:101:VAL:CG2	14	1.76
(1,37)	1:A:104:ARG:HD3	2:B:101:VAL:H	14	1.76

*Continued on next page...*

*Continued from previous page...*

Key	Atom-1	Atom-2	Model ID	Violation (Å)
(1,37)	1:A:104:ARG:HD3	2:B:101:VAL:HA	14	1.76
(1,37)	1:A:104:ARG:HD3	2:B:101:VAL:HB	14	1.76
(1,37)	1:A:104:ARG:HD3	2:B:101:VAL:HG11	14	1.76
(1,37)	1:A:104:ARG:HD3	2:B:101:VAL:HG12	14	1.76
(1,37)	1:A:104:ARG:HD3	2:B:101:VAL:HG13	14	1.76
(1,37)	1:A:104:ARG:HD3	2:B:101:VAL:HG21	14	1.76
(1,37)	1:A:104:ARG:HD3	2:B:101:VAL:HG22	14	1.76
(1,37)	1:A:104:ARG:HD3	2:B:101:VAL:HG23	14	1.76
(1,37)	1:A:104:ARG:HD3	2:B:101:VAL:N	14	1.76
(1,37)	1:A:104:ARG:HD3	2:B:101:VAL:O	14	1.76
(1,37)	1:A:104:ARG:HE	2:B:75:ILE:C	14	1.76
(1,37)	1:A:104:ARG:HE	2:B:75:ILE:CA	14	1.76
(1,37)	1:A:104:ARG:HE	2:B:75:ILE:CB	14	1.76
(1,37)	1:A:104:ARG:HE	2:B:75:ILE:CD1	14	1.76
(1,37)	1:A:104:ARG:HE	2:B:75:ILE:CG1	14	1.76
(1,37)	1:A:104:ARG:HE	2:B:75:ILE:CG2	14	1.76
(1,37)	1:A:104:ARG:HE	2:B:75:ILE:H	14	1.76
(1,37)	1:A:104:ARG:HE	2:B:75:ILE:HA	14	1.76
(1,37)	1:A:104:ARG:HE	2:B:75:ILE:HB	14	1.76
(1,37)	1:A:104:ARG:HE	2:B:75:ILE:HD11	14	1.76
(1,37)	1:A:104:ARG:HE	2:B:75:ILE:HD12	14	1.76
(1,37)	1:A:104:ARG:HE	2:B:75:ILE:HD13	14	1.76
(1,37)	1:A:104:ARG:HE	2:B:75:ILE:HG12	14	1.76
(1,37)	1:A:104:ARG:HE	2:B:75:ILE:HG13	14	1.76
(1,37)	1:A:104:ARG:HE	2:B:75:ILE:HG21	14	1.76
(1,37)	1:A:104:ARG:HE	2:B:75:ILE:HG22	14	1.76
(1,37)	1:A:104:ARG:HE	2:B:75:ILE:HG23	14	1.76
(1,37)	1:A:104:ARG:HE	2:B:75:ILE:N	14	1.76
(1,37)	1:A:104:ARG:HE	2:B:75:ILE:O	14	1.76
(1,37)	1:A:104:ARG:HE	2:B:77:ALA:C	14	1.76
(1,37)	1:A:104:ARG:HE	2:B:77:ALA:CA	14	1.76
(1,37)	1:A:104:ARG:HE	2:B:77:ALA:CB	14	1.76
(1,37)	1:A:104:ARG:HE	2:B:77:ALA:H	14	1.76
(1,37)	1:A:104:ARG:HE	2:B:77:ALA:HA	14	1.76
(1,37)	1:A:104:ARG:HE	2:B:77:ALA:HB1	14	1.76
(1,37)	1:A:104:ARG:HE	2:B:77:ALA:HB2	14	1.76
(1,37)	1:A:104:ARG:HE	2:B:77:ALA:HB3	14	1.76
(1,37)	1:A:104:ARG:HE	2:B:77:ALA:N	14	1.76
(1,37)	1:A:104:ARG:HE	2:B:77:ALA:O	14	1.76
(1,37)	1:A:104:ARG:HE	2:B:78:GLY:C	14	1.76
(1,37)	1:A:104:ARG:HE	2:B:78:GLY:CA	14	1.76
(1,37)	1:A:104:ARG:HE	2:B:78:GLY:H	14	1.76

*Continued on next page...*

Continued from previous page...

Key	Atom-1	Atom-2	Model ID	Violation (Å)
(1,37)	1:A:104:ARG:HE	2:B:78:GLY:HA2	14	1.76
(1,37)	1:A:104:ARG:HE	2:B:78:GLY:HA3	14	1.76
(1,37)	1:A:104:ARG:HE	2:B:78:GLY:N	14	1.76
(1,37)	1:A:104:ARG:HE	2:B:78:GLY:O	14	1.76
(1,37)	1:A:104:ARG:HE	2:B:79:LYS:C	14	1.76
(1,37)	1:A:104:ARG:HE	2:B:79:LYS:CA	14	1.76
(1,37)	1:A:104:ARG:HE	2:B:79:LYS:CB	14	1.76
(1,37)	1:A:104:ARG:HE	2:B:79:LYS:CD	14	1.76
(1,37)	1:A:104:ARG:HE	2:B:79:LYS:CE	14	1.76
(1,37)	1:A:104:ARG:HE	2:B:79:LYS:CG	14	1.76
(1,37)	1:A:104:ARG:HE	2:B:79:LYS:H	14	1.76
(1,37)	1:A:104:ARG:HE	2:B:79:LYS:HA	14	1.76
(1,37)	1:A:104:ARG:HE	2:B:79:LYS:HB2	14	1.76
(1,37)	1:A:104:ARG:HE	2:B:79:LYS:HB3	14	1.76
(1,37)	1:A:104:ARG:HE	2:B:79:LYS:HD2	14	1.76
(1,37)	1:A:104:ARG:HE	2:B:79:LYS:HD3	14	1.76
(1,37)	1:A:104:ARG:HE	2:B:79:LYS:HE2	14	1.76
(1,37)	1:A:104:ARG:HE	2:B:79:LYS:HE3	14	1.76
(1,37)	1:A:104:ARG:HE	2:B:79:LYS:HG2	14	1.76
(1,37)	1:A:104:ARG:HE	2:B:79:LYS:HG3	14	1.76
(1,37)	1:A:104:ARG:HE	2:B:79:LYS:HZ1	14	1.76
(1,37)	1:A:104:ARG:HE	2:B:79:LYS:HZ2	14	1.76
(1,37)	1:A:104:ARG:HE	2:B:79:LYS:HZ3	14	1.76
(1,37)	1:A:104:ARG:HE	2:B:79:LYS:N	14	1.76
(1,37)	1:A:104:ARG:HE	2:B:79:LYS:NZ	14	1.76
(1,37)	1:A:104:ARG:HE	2:B:79:LYS:O	14	1.76
(1,37)	1:A:104:ARG:HE	2:B:80:ILE:C	14	1.76
(1,37)	1:A:104:ARG:HE	2:B:80:ILE:CA	14	1.76
(1,37)	1:A:104:ARG:HE	2:B:80:ILE:CB	14	1.76
(1,37)	1:A:104:ARG:HE	2:B:80:ILE:CD1	14	1.76
(1,37)	1:A:104:ARG:HE	2:B:80:ILE:CG1	14	1.76
(1,37)	1:A:104:ARG:HE	2:B:80:ILE:CG2	14	1.76
(1,37)	1:A:104:ARG:HE	2:B:80:ILE:H	14	1.76
(1,37)	1:A:104:ARG:HE	2:B:80:ILE:HA	14	1.76
(1,37)	1:A:104:ARG:HE	2:B:80:ILE:HB	14	1.76
(1,37)	1:A:104:ARG:HE	2:B:80:ILE:HD11	14	1.76
(1,37)	1:A:104:ARG:HE	2:B:80:ILE:HD12	14	1.76
(1,37)	1:A:104:ARG:HE	2:B:80:ILE:HD13	14	1.76
(1,37)	1:A:104:ARG:HE	2:B:80:ILE:HG12	14	1.76
(1,37)	1:A:104:ARG:HE	2:B:80:ILE:HG13	14	1.76
(1,37)	1:A:104:ARG:HE	2:B:80:ILE:HG21	14	1.76
(1,37)	1:A:104:ARG:HE	2:B:80:ILE:HG22	14	1.76

Continued on next page...

*Continued from previous page...*

Key	Atom-1	Atom-2	Model ID	Violation (Å)
(1,37)	1:A:104:ARG:HE	2:B:80:ILE:HG23	14	1.76
(1,37)	1:A:104:ARG:HE	2:B:80:ILE:N	14	1.76
(1,37)	1:A:104:ARG:HE	2:B:80:ILE:O	14	1.76
(1,37)	1:A:104:ARG:HE	2:B:84:GLN:C	14	1.76
(1,37)	1:A:104:ARG:HE	2:B:84:GLN:CA	14	1.76
(1,37)	1:A:104:ARG:HE	2:B:84:GLN:CB	14	1.76
(1,37)	1:A:104:ARG:HE	2:B:84:GLN:CD	14	1.76
(1,37)	1:A:104:ARG:HE	2:B:84:GLN:CG	14	1.76
(1,37)	1:A:104:ARG:HE	2:B:84:GLN:H	14	1.76
(1,37)	1:A:104:ARG:HE	2:B:84:GLN:HA	14	1.76
(1,37)	1:A:104:ARG:HE	2:B:84:GLN:HB2	14	1.76
(1,37)	1:A:104:ARG:HE	2:B:84:GLN:HB3	14	1.76
(1,37)	1:A:104:ARG:HE	2:B:84:GLN:HE21	14	1.76
(1,37)	1:A:104:ARG:HE	2:B:84:GLN:HE22	14	1.76
(1,37)	1:A:104:ARG:HE	2:B:84:GLN:HG2	14	1.76
(1,37)	1:A:104:ARG:HE	2:B:84:GLN:HG3	14	1.76
(1,37)	1:A:104:ARG:HE	2:B:84:GLN:N	14	1.76
(1,37)	1:A:104:ARG:HE	2:B:84:GLN:NE2	14	1.76
(1,37)	1:A:104:ARG:HE	2:B:84:GLN:O	14	1.76
(1,37)	1:A:104:ARG:HE	2:B:84:GLN:OE1	14	1.76
(1,37)	1:A:104:ARG:HE	2:B:97:THR:C	14	1.76
(1,37)	1:A:104:ARG:HE	2:B:97:THR:CA	14	1.76
(1,37)	1:A:104:ARG:HE	2:B:97:THR:CB	14	1.76
(1,37)	1:A:104:ARG:HE	2:B:97:THR:CG2	14	1.76
(1,37)	1:A:104:ARG:HE	2:B:97:THR:H	14	1.76
(1,37)	1:A:104:ARG:HE	2:B:97:THR:HA	14	1.76
(1,37)	1:A:104:ARG:HE	2:B:97:THR:HB	14	1.76
(1,37)	1:A:104:ARG:HE	2:B:97:THR:HG1	14	1.76
(1,37)	1:A:104:ARG:HE	2:B:97:THR:HG21	14	1.76
(1,37)	1:A:104:ARG:HE	2:B:97:THR:HG22	14	1.76
(1,37)	1:A:104:ARG:HE	2:B:97:THR:HG23	14	1.76
(1,37)	1:A:104:ARG:HE	2:B:97:THR:N	14	1.76
(1,37)	1:A:104:ARG:HE	2:B:97:THR:O	14	1.76
(1,37)	1:A:104:ARG:HE	2:B:97:THR:OG1	14	1.76
(1,37)	1:A:104:ARG:HE	2:B:99:HIS:C	14	1.76
(1,37)	1:A:104:ARG:HE	2:B:99:HIS:CA	14	1.76
(1,37)	1:A:104:ARG:HE	2:B:99:HIS:CB	14	1.76
(1,37)	1:A:104:ARG:HE	2:B:99:HIS:CD2	14	1.76
(1,37)	1:A:104:ARG:HE	2:B:99:HIS:CE1	14	1.76
(1,37)	1:A:104:ARG:HE	2:B:99:HIS:CG	14	1.76
(1,37)	1:A:104:ARG:HE	2:B:99:HIS:H	14	1.76
(1,37)	1:A:104:ARG:HE	2:B:99:HIS:HA	14	1.76

*Continued on next page...*



*Continued from previous page...*

Key	Atom-1	Atom-2	Model ID	Violation (Å)
(1,37)	1:A:104:ARG:HE	2:B:99:HIS:HB2	14	1.76
(1,37)	1:A:104:ARG:HE	2:B:99:HIS:HB3	14	1.76
(1,37)	1:A:104:ARG:HE	2:B:99:HIS:HD1	14	1.76
(1,37)	1:A:104:ARG:HE	2:B:99:HIS:HD2	14	1.76
(1,37)	1:A:104:ARG:HE	2:B:99:HIS:HE1	14	1.76
(1,37)	1:A:104:ARG:HE	2:B:99:HIS:HE2	14	1.76
(1,37)	1:A:104:ARG:HE	2:B:99:HIS:N	14	1.76
(1,37)	1:A:104:ARG:HE	2:B:99:HIS:ND1	14	1.76
(1,37)	1:A:104:ARG:HE	2:B:99:HIS:NE2	14	1.76
(1,37)	1:A:104:ARG:HE	2:B:99:HIS:O	14	1.76
(1,37)	1:A:104:ARG:HE	2:B:101:VAL:C	14	1.76
(1,37)	1:A:104:ARG:HE	2:B:101:VAL:CA	14	1.76
(1,37)	1:A:104:ARG:HE	2:B:101:VAL:CB	14	1.76
(1,37)	1:A:104:ARG:HE	2:B:101:VAL:CG1	14	1.76
(1,37)	1:A:104:ARG:HE	2:B:101:VAL:CG2	14	1.76
(1,37)	1:A:104:ARG:HE	2:B:101:VAL:H	14	1.76
(1,37)	1:A:104:ARG:HE	2:B:101:VAL:HA	14	1.76
(1,37)	1:A:104:ARG:HE	2:B:101:VAL:HB	14	1.76
(1,37)	1:A:104:ARG:HE	2:B:101:VAL:HG11	14	1.76
(1,37)	1:A:104:ARG:HE	2:B:101:VAL:HG12	14	1.76
(1,37)	1:A:104:ARG:HE	2:B:101:VAL:HG13	14	1.76
(1,37)	1:A:104:ARG:HE	2:B:101:VAL:HG21	14	1.76
(1,37)	1:A:104:ARG:HE	2:B:101:VAL:HG22	14	1.76
(1,37)	1:A:104:ARG:HE	2:B:101:VAL:HG23	14	1.76
(1,37)	1:A:104:ARG:HE	2:B:101:VAL:N	14	1.76
(1,37)	1:A:104:ARG:HE	2:B:101:VAL:O	14	1.76
(1,37)	1:A:104:ARG:HG2	2:B:75:ILE:C	14	1.76
(1,37)	1:A:104:ARG:HG2	2:B:75:ILE:CA	14	1.76
(1,37)	1:A:104:ARG:HG2	2:B:75:ILE:CB	14	1.76
(1,37)	1:A:104:ARG:HG2	2:B:75:ILE:CD1	14	1.76
(1,37)	1:A:104:ARG:HG2	2:B:75:ILE:CG1	14	1.76
(1,37)	1:A:104:ARG:HG2	2:B:75:ILE:CG2	14	1.76
(1,37)	1:A:104:ARG:HG2	2:B:75:ILE:H	14	1.76
(1,37)	1:A:104:ARG:HG2	2:B:75:ILE:HA	14	1.76
(1,37)	1:A:104:ARG:HG2	2:B:75:ILE:HB	14	1.76
(1,37)	1:A:104:ARG:HG2	2:B:75:ILE:HD11	14	1.76
(1,37)	1:A:104:ARG:HG2	2:B:75:ILE:HD12	14	1.76
(1,37)	1:A:104:ARG:HG2	2:B:75:ILE:HD13	14	1.76
(1,37)	1:A:104:ARG:HG2	2:B:75:ILE:HG12	14	1.76
(1,37)	1:A:104:ARG:HG2	2:B:75:ILE:HG13	14	1.76
(1,37)	1:A:104:ARG:HG2	2:B:75:ILE:HG21	14	1.76
(1,37)	1:A:104:ARG:HG2	2:B:75:ILE:HG22	14	1.76

*Continued on next page...*

*Continued from previous page...*

Key	Atom-1	Atom-2	Model ID	Violation (Å)
(1,37)	1:A:104:ARG:HG2	2:B:75:ILE:HG23	14	1.76
(1,37)	1:A:104:ARG:HG2	2:B:75:ILE:N	14	1.76
(1,37)	1:A:104:ARG:HG2	2:B:75:ILE:O	14	1.76
(1,37)	1:A:104:ARG:HG2	2:B:77:ALA:C	14	1.76
(1,37)	1:A:104:ARG:HG2	2:B:77:ALA:CA	14	1.76
(1,37)	1:A:104:ARG:HG2	2:B:77:ALA:CB	14	1.76
(1,37)	1:A:104:ARG:HG2	2:B:77:ALA:H	14	1.76
(1,37)	1:A:104:ARG:HG2	2:B:77:ALA:HA	14	1.76
(1,37)	1:A:104:ARG:HG2	2:B:77:ALA:HB1	14	1.76
(1,37)	1:A:104:ARG:HG2	2:B:77:ALA:HB2	14	1.76
(1,37)	1:A:104:ARG:HG2	2:B:77:ALA:HB3	14	1.76
(1,37)	1:A:104:ARG:HG2	2:B:77:ALA:N	14	1.76
(1,37)	1:A:104:ARG:HG2	2:B:77:ALA:O	14	1.76
(1,37)	1:A:104:ARG:HG2	2:B:78:GLY:C	14	1.76
(1,37)	1:A:104:ARG:HG2	2:B:78:GLY:CA	14	1.76
(1,37)	1:A:104:ARG:HG2	2:B:78:GLY:H	14	1.76
(1,37)	1:A:104:ARG:HG2	2:B:78:GLY:HA2	14	1.76
(1,37)	1:A:104:ARG:HG2	2:B:78:GLY:HA3	14	1.76
(1,37)	1:A:104:ARG:HG2	2:B:78:GLY:N	14	1.76
(1,37)	1:A:104:ARG:HG2	2:B:78:GLY:O	14	1.76
(1,37)	1:A:104:ARG:HG2	2:B:79:LYS:C	14	1.76
(1,37)	1:A:104:ARG:HG2	2:B:79:LYS:CA	14	1.76
(1,37)	1:A:104:ARG:HG2	2:B:79:LYS:CB	14	1.76
(1,37)	1:A:104:ARG:HG2	2:B:79:LYS:CD	14	1.76
(1,37)	1:A:104:ARG:HG2	2:B:79:LYS:CE	14	1.76
(1,37)	1:A:104:ARG:HG2	2:B:79:LYS:CG	14	1.76
(1,37)	1:A:104:ARG:HG2	2:B:79:LYS:H	14	1.76
(1,37)	1:A:104:ARG:HG2	2:B:79:LYS:HA	14	1.76
(1,37)	1:A:104:ARG:HG2	2:B:79:LYS:HB2	14	1.76
(1,37)	1:A:104:ARG:HG2	2:B:79:LYS:HB3	14	1.76
(1,37)	1:A:104:ARG:HG2	2:B:79:LYS:HD2	14	1.76
(1,37)	1:A:104:ARG:HG2	2:B:79:LYS:HD3	14	1.76
(1,37)	1:A:104:ARG:HG2	2:B:79:LYS:HE2	14	1.76
(1,37)	1:A:104:ARG:HG2	2:B:79:LYS:HE3	14	1.76
(1,37)	1:A:104:ARG:HG2	2:B:79:LYS:HG2	14	1.76
(1,37)	1:A:104:ARG:HG2	2:B:79:LYS:HG3	14	1.76
(1,37)	1:A:104:ARG:HG2	2:B:79:LYS:HZ1	14	1.76
(1,37)	1:A:104:ARG:HG2	2:B:79:LYS:HZ2	14	1.76
(1,37)	1:A:104:ARG:HG2	2:B:79:LYS:HZ3	14	1.76
(1,37)	1:A:104:ARG:HG2	2:B:79:LYS:N	14	1.76
(1,37)	1:A:104:ARG:HG2	2:B:79:LYS:NZ	14	1.76
(1,37)	1:A:104:ARG:HG2	2:B:79:LYS:O	14	1.76

*Continued on next page...*

*Continued from previous page...*

Key	Atom-1	Atom-2	Model ID	Violation (Å)
(1,37)	1:A:104:ARG:HG2	2:B:80:ILE:C	14	1.76
(1,37)	1:A:104:ARG:HG2	2:B:80:ILE:CA	14	1.76
(1,37)	1:A:104:ARG:HG2	2:B:80:ILE:CB	14	1.76
(1,37)	1:A:104:ARG:HG2	2:B:80:ILE:CD1	14	1.76
(1,37)	1:A:104:ARG:HG2	2:B:80:ILE:CG1	14	1.76
(1,37)	1:A:104:ARG:HG2	2:B:80:ILE:CG2	14	1.76
(1,37)	1:A:104:ARG:HG2	2:B:80:ILE:H	14	1.76
(1,37)	1:A:104:ARG:HG2	2:B:80:ILE:HA	14	1.76
(1,37)	1:A:104:ARG:HG2	2:B:80:ILE:HB	14	1.76
(1,37)	1:A:104:ARG:HG2	2:B:80:ILE:HD11	14	1.76
(1,37)	1:A:104:ARG:HG2	2:B:80:ILE:HD12	14	1.76
(1,37)	1:A:104:ARG:HG2	2:B:80:ILE:HD13	14	1.76
(1,37)	1:A:104:ARG:HG2	2:B:80:ILE:HG12	14	1.76
(1,37)	1:A:104:ARG:HG2	2:B:80:ILE:HG13	14	1.76
(1,37)	1:A:104:ARG:HG2	2:B:80:ILE:HG21	14	1.76
(1,37)	1:A:104:ARG:HG2	2:B:80:ILE:HG22	14	1.76
(1,37)	1:A:104:ARG:HG2	2:B:80:ILE:HG23	14	1.76
(1,37)	1:A:104:ARG:HG2	2:B:80:ILE:N	14	1.76
(1,37)	1:A:104:ARG:HG2	2:B:80:ILE:O	14	1.76
(1,37)	1:A:104:ARG:HG2	2:B:84:GLN:C	14	1.76
(1,37)	1:A:104:ARG:HG2	2:B:84:GLN:CA	14	1.76
(1,37)	1:A:104:ARG:HG2	2:B:84:GLN:CB	14	1.76
(1,37)	1:A:104:ARG:HG2	2:B:84:GLN:CD	14	1.76
(1,37)	1:A:104:ARG:HG2	2:B:84:GLN:CG	14	1.76
(1,37)	1:A:104:ARG:HG2	2:B:84:GLN:H	14	1.76
(1,37)	1:A:104:ARG:HG2	2:B:84:GLN:HA	14	1.76
(1,37)	1:A:104:ARG:HG2	2:B:84:GLN:HB2	14	1.76
(1,37)	1:A:104:ARG:HG2	2:B:84:GLN:HB3	14	1.76
(1,37)	1:A:104:ARG:HG2	2:B:84:GLN:HE21	14	1.76
(1,37)	1:A:104:ARG:HG2	2:B:84:GLN:HE22	14	1.76
(1,37)	1:A:104:ARG:HG2	2:B:84:GLN:HG2	14	1.76
(1,37)	1:A:104:ARG:HG2	2:B:84:GLN:HG3	14	1.76
(1,37)	1:A:104:ARG:HG2	2:B:84:GLN:N	14	1.76
(1,37)	1:A:104:ARG:HG2	2:B:84:GLN:NE2	14	1.76
(1,37)	1:A:104:ARG:HG2	2:B:84:GLN:O	14	1.76
(1,37)	1:A:104:ARG:HG2	2:B:84:GLN:OE1	14	1.76
(1,37)	1:A:104:ARG:HG2	2:B:97:THR:C	14	1.76
(1,37)	1:A:104:ARG:HG2	2:B:97:THR:CA	14	1.76
(1,37)	1:A:104:ARG:HG2	2:B:97:THR:CB	14	1.76
(1,37)	1:A:104:ARG:HG2	2:B:97:THR:CG2	14	1.76
(1,37)	1:A:104:ARG:HG2	2:B:97:THR:H	14	1.76
(1,37)	1:A:104:ARG:HG2	2:B:97:THR:HA	14	1.76

*Continued on next page...*

*Continued from previous page...*

Key	Atom-1	Atom-2	Model ID	Violation (Å)
(1,37)	1:A:104:ARG:HG2	2:B:97:THR:HB	14	1.76
(1,37)	1:A:104:ARG:HG2	2:B:97:THR:HG1	14	1.76
(1,37)	1:A:104:ARG:HG2	2:B:97:THR:HG21	14	1.76
(1,37)	1:A:104:ARG:HG2	2:B:97:THR:HG22	14	1.76
(1,37)	1:A:104:ARG:HG2	2:B:97:THR:HG23	14	1.76
(1,37)	1:A:104:ARG:HG2	2:B:97:THR:N	14	1.76
(1,37)	1:A:104:ARG:HG2	2:B:97:THR:O	14	1.76
(1,37)	1:A:104:ARG:HG2	2:B:97:THR:OG1	14	1.76
(1,37)	1:A:104:ARG:HG2	2:B:99:HIS:C	14	1.76
(1,37)	1:A:104:ARG:HG2	2:B:99:HIS:CA	14	1.76
(1,37)	1:A:104:ARG:HG2	2:B:99:HIS:CB	14	1.76
(1,37)	1:A:104:ARG:HG2	2:B:99:HIS:CD2	14	1.76
(1,37)	1:A:104:ARG:HG2	2:B:99:HIS:CE1	14	1.76
(1,37)	1:A:104:ARG:HG2	2:B:99:HIS:CG	14	1.76
(1,37)	1:A:104:ARG:HG2	2:B:99:HIS:H	14	1.76
(1,37)	1:A:104:ARG:HG2	2:B:99:HIS:HA	14	1.76
(1,37)	1:A:104:ARG:HG2	2:B:99:HIS:HB2	14	1.76
(1,37)	1:A:104:ARG:HG2	2:B:99:HIS:HB3	14	1.76
(1,37)	1:A:104:ARG:HG2	2:B:99:HIS:HD1	14	1.76
(1,37)	1:A:104:ARG:HG2	2:B:99:HIS:HD2	14	1.76
(1,37)	1:A:104:ARG:HG2	2:B:99:HIS:HE1	14	1.76
(1,37)	1:A:104:ARG:HG2	2:B:99:HIS:HE2	14	1.76
(1,37)	1:A:104:ARG:HG2	2:B:99:HIS:N	14	1.76
(1,37)	1:A:104:ARG:HG2	2:B:99:HIS:ND1	14	1.76
(1,37)	1:A:104:ARG:HG2	2:B:99:HIS:NE2	14	1.76
(1,37)	1:A:104:ARG:HG2	2:B:99:HIS:O	14	1.76
(1,37)	1:A:104:ARG:HG2	2:B:101:VAL:C	14	1.76
(1,37)	1:A:104:ARG:HG2	2:B:101:VAL:CA	14	1.76
(1,37)	1:A:104:ARG:HG2	2:B:101:VAL:CB	14	1.76
(1,37)	1:A:104:ARG:HG2	2:B:101:VAL:CG1	14	1.76
(1,37)	1:A:104:ARG:HG2	2:B:101:VAL:CG2	14	1.76
(1,37)	1:A:104:ARG:HG2	2:B:101:VAL:H	14	1.76
(1,37)	1:A:104:ARG:HG2	2:B:101:VAL:HA	14	1.76
(1,37)	1:A:104:ARG:HG2	2:B:101:VAL:HB	14	1.76
(1,37)	1:A:104:ARG:HG2	2:B:101:VAL:HG11	14	1.76
(1,37)	1:A:104:ARG:HG2	2:B:101:VAL:HG12	14	1.76
(1,37)	1:A:104:ARG:HG2	2:B:101:VAL:HG13	14	1.76
(1,37)	1:A:104:ARG:HG2	2:B:101:VAL:HG21	14	1.76
(1,37)	1:A:104:ARG:HG2	2:B:101:VAL:HG22	14	1.76
(1,37)	1:A:104:ARG:HG2	2:B:101:VAL:HG23	14	1.76
(1,37)	1:A:104:ARG:HG2	2:B:101:VAL:N	14	1.76
(1,37)	1:A:104:ARG:HG2	2:B:101:VAL:O	14	1.76

*Continued on next page...*

*Continued from previous page...*

Key	Atom-1	Atom-2	Model ID	Violation (Å)
(1,37)	1:A:104:ARG:HG3	2:B:75:ILE:C	14	1.76
(1,37)	1:A:104:ARG:HG3	2:B:75:ILE:CA	14	1.76
(1,37)	1:A:104:ARG:HG3	2:B:75:ILE:CB	14	1.76
(1,37)	1:A:104:ARG:HG3	2:B:75:ILE:CD1	14	1.76
(1,37)	1:A:104:ARG:HG3	2:B:75:ILE:CG1	14	1.76
(1,37)	1:A:104:ARG:HG3	2:B:75:ILE:CG2	14	1.76
(1,37)	1:A:104:ARG:HG3	2:B:75:ILE:H	14	1.76
(1,37)	1:A:104:ARG:HG3	2:B:75:ILE:HA	14	1.76
(1,37)	1:A:104:ARG:HG3	2:B:75:ILE:HB	14	1.76
(1,37)	1:A:104:ARG:HG3	2:B:75:ILE:HD11	14	1.76
(1,37)	1:A:104:ARG:HG3	2:B:75:ILE:HD12	14	1.76
(1,37)	1:A:104:ARG:HG3	2:B:75:ILE:HD13	14	1.76
(1,37)	1:A:104:ARG:HG3	2:B:75:ILE:HG12	14	1.76
(1,37)	1:A:104:ARG:HG3	2:B:75:ILE:HG13	14	1.76
(1,37)	1:A:104:ARG:HG3	2:B:75:ILE:HG21	14	1.76
(1,37)	1:A:104:ARG:HG3	2:B:75:ILE:HG22	14	1.76
(1,37)	1:A:104:ARG:HG3	2:B:75:ILE:HG23	14	1.76
(1,37)	1:A:104:ARG:HG3	2:B:75:ILE:N	14	1.76
(1,37)	1:A:104:ARG:HG3	2:B:75:ILE:O	14	1.76
(1,37)	1:A:104:ARG:HG3	2:B:77:ALA:C	14	1.76
(1,37)	1:A:104:ARG:HG3	2:B:77:ALA:CA	14	1.76
(1,37)	1:A:104:ARG:HG3	2:B:77:ALA:CB	14	1.76
(1,37)	1:A:104:ARG:HG3	2:B:77:ALA:H	14	1.76
(1,37)	1:A:104:ARG:HG3	2:B:77:ALA:HA	14	1.76
(1,37)	1:A:104:ARG:HG3	2:B:77:ALA:HB1	14	1.76
(1,37)	1:A:104:ARG:HG3	2:B:77:ALA:HB2	14	1.76
(1,37)	1:A:104:ARG:HG3	2:B:77:ALA:HB3	14	1.76
(1,37)	1:A:104:ARG:HG3	2:B:77:ALA:N	14	1.76
(1,37)	1:A:104:ARG:HG3	2:B:77:ALA:O	14	1.76
(1,37)	1:A:104:ARG:HG3	2:B:78:GLY:C	14	1.76
(1,37)	1:A:104:ARG:HG3	2:B:78:GLY:CA	14	1.76
(1,37)	1:A:104:ARG:HG3	2:B:78:GLY:H	14	1.76
(1,37)	1:A:104:ARG:HG3	2:B:78:GLY:HA2	14	1.76
(1,37)	1:A:104:ARG:HG3	2:B:78:GLY:HA3	14	1.76
(1,37)	1:A:104:ARG:HG3	2:B:78:GLY:N	14	1.76
(1,37)	1:A:104:ARG:HG3	2:B:78:GLY:O	14	1.76
(1,37)	1:A:104:ARG:HG3	2:B:79:LYS:C	14	1.76
(1,37)	1:A:104:ARG:HG3	2:B:79:LYS:CA	14	1.76
(1,37)	1:A:104:ARG:HG3	2:B:79:LYS:CB	14	1.76
(1,37)	1:A:104:ARG:HG3	2:B:79:LYS:CD	14	1.76
(1,37)	1:A:104:ARG:HG3	2:B:79:LYS:CE	14	1.76
(1,37)	1:A:104:ARG:HG3	2:B:79:LYS:CG	14	1.76

*Continued on next page...*

*Continued from previous page...*

Key	Atom-1	Atom-2	Model ID	Violation (Å)
(1,37)	1:A:104:ARG:HG3	2:B:79:LYS:H	14	1.76
(1,37)	1:A:104:ARG:HG3	2:B:79:LYS:HA	14	1.76
(1,37)	1:A:104:ARG:HG3	2:B:79:LYS:HB2	14	1.76
(1,37)	1:A:104:ARG:HG3	2:B:79:LYS:HB3	14	1.76
(1,37)	1:A:104:ARG:HG3	2:B:79:LYS:HD2	14	1.76
(1,37)	1:A:104:ARG:HG3	2:B:79:LYS:HD3	14	1.76
(1,37)	1:A:104:ARG:HG3	2:B:79:LYS:HE2	14	1.76
(1,37)	1:A:104:ARG:HG3	2:B:79:LYS:HE3	14	1.76
(1,37)	1:A:104:ARG:HG3	2:B:79:LYS:HG2	14	1.76
(1,37)	1:A:104:ARG:HG3	2:B:79:LYS:HG3	14	1.76
(1,37)	1:A:104:ARG:HG3	2:B:79:LYS:HZ1	14	1.76
(1,37)	1:A:104:ARG:HG3	2:B:79:LYS:HZ2	14	1.76
(1,37)	1:A:104:ARG:HG3	2:B:79:LYS:HZ3	14	1.76
(1,37)	1:A:104:ARG:HG3	2:B:79:LYS:N	14	1.76
(1,37)	1:A:104:ARG:HG3	2:B:79:LYS:NZ	14	1.76
(1,37)	1:A:104:ARG:HG3	2:B:79:LYS:O	14	1.76
(1,37)	1:A:104:ARG:HG3	2:B:80:ILE:C	14	1.76
(1,37)	1:A:104:ARG:HG3	2:B:80:ILE:CA	14	1.76
(1,37)	1:A:104:ARG:HG3	2:B:80:ILE:CB	14	1.76
(1,37)	1:A:104:ARG:HG3	2:B:80:ILE:CD1	14	1.76
(1,37)	1:A:104:ARG:HG3	2:B:80:ILE:CG1	14	1.76
(1,37)	1:A:104:ARG:HG3	2:B:80:ILE:CG2	14	1.76
(1,37)	1:A:104:ARG:HG3	2:B:80:ILE:H	14	1.76
(1,37)	1:A:104:ARG:HG3	2:B:80:ILE:HA	14	1.76
(1,37)	1:A:104:ARG:HG3	2:B:80:ILE:HB	14	1.76
(1,37)	1:A:104:ARG:HG3	2:B:80:ILE:HD11	14	1.76
(1,37)	1:A:104:ARG:HG3	2:B:80:ILE:HD12	14	1.76
(1,37)	1:A:104:ARG:HG3	2:B:80:ILE:HD13	14	1.76
(1,37)	1:A:104:ARG:HG3	2:B:80:ILE:HG12	14	1.76
(1,37)	1:A:104:ARG:HG3	2:B:80:ILE:HG13	14	1.76
(1,37)	1:A:104:ARG:HG3	2:B:80:ILE:HG21	14	1.76
(1,37)	1:A:104:ARG:HG3	2:B:80:ILE:HG22	14	1.76
(1,37)	1:A:104:ARG:HG3	2:B:80:ILE:HG23	14	1.76
(1,37)	1:A:104:ARG:HG3	2:B:80:ILE:N	14	1.76
(1,37)	1:A:104:ARG:HG3	2:B:80:ILE:O	14	1.76
(1,37)	1:A:104:ARG:HG3	2:B:84:GLN:C	14	1.76
(1,37)	1:A:104:ARG:HG3	2:B:84:GLN:CA	14	1.76
(1,37)	1:A:104:ARG:HG3	2:B:84:GLN:CB	14	1.76
(1,37)	1:A:104:ARG:HG3	2:B:84:GLN:CD	14	1.76
(1,37)	1:A:104:ARG:HG3	2:B:84:GLN:CG	14	1.76
(1,37)	1:A:104:ARG:HG3	2:B:84:GLN:H	14	1.76
(1,37)	1:A:104:ARG:HG3	2:B:84:GLN:HA	14	1.76

*Continued on next page...*

*Continued from previous page...*

Key	Atom-1	Atom-2	Model ID	Violation (Å)
(1,37)	1:A:104:ARG:HG3	2:B:84:GLN:HB2	14	1.76
(1,37)	1:A:104:ARG:HG3	2:B:84:GLN:HB3	14	1.76
(1,37)	1:A:104:ARG:HG3	2:B:84:GLN:HE21	14	1.76
(1,37)	1:A:104:ARG:HG3	2:B:84:GLN:HE22	14	1.76
(1,37)	1:A:104:ARG:HG3	2:B:84:GLN:HG2	14	1.76
(1,37)	1:A:104:ARG:HG3	2:B:84:GLN:HG3	14	1.76
(1,37)	1:A:104:ARG:HG3	2:B:84:GLN:N	14	1.76
(1,37)	1:A:104:ARG:HG3	2:B:84:GLN:NE2	14	1.76
(1,37)	1:A:104:ARG:HG3	2:B:84:GLN:O	14	1.76
(1,37)	1:A:104:ARG:HG3	2:B:84:GLN:OE1	14	1.76
(1,37)	1:A:104:ARG:HG3	2:B:97:THR:C	14	1.76
(1,37)	1:A:104:ARG:HG3	2:B:97:THR:CA	14	1.76
(1,37)	1:A:104:ARG:HG3	2:B:97:THR:CB	14	1.76
(1,37)	1:A:104:ARG:HG3	2:B:97:THR:CG2	14	1.76
(1,37)	1:A:104:ARG:HG3	2:B:97:THR:H	14	1.76
(1,37)	1:A:104:ARG:HG3	2:B:97:THR:HA	14	1.76
(1,37)	1:A:104:ARG:HG3	2:B:97:THR:HB	14	1.76
(1,37)	1:A:104:ARG:HG3	2:B:97:THR:HG1	14	1.76
(1,37)	1:A:104:ARG:HG3	2:B:97:THR:HG21	14	1.76
(1,37)	1:A:104:ARG:HG3	2:B:97:THR:HG22	14	1.76
(1,37)	1:A:104:ARG:HG3	2:B:97:THR:HG23	14	1.76
(1,37)	1:A:104:ARG:HG3	2:B:97:THR:N	14	1.76
(1,37)	1:A:104:ARG:HG3	2:B:97:THR:O	14	1.76
(1,37)	1:A:104:ARG:HG3	2:B:97:THR:OG1	14	1.76
(1,37)	1:A:104:ARG:HG3	2:B:99:HIS:C	14	1.76
(1,37)	1:A:104:ARG:HG3	2:B:99:HIS:CA	14	1.76
(1,37)	1:A:104:ARG:HG3	2:B:99:HIS:CB	14	1.76
(1,37)	1:A:104:ARG:HG3	2:B:99:HIS:CD2	14	1.76
(1,37)	1:A:104:ARG:HG3	2:B:99:HIS:CE1	14	1.76
(1,37)	1:A:104:ARG:HG3	2:B:99:HIS:CG	14	1.76
(1,37)	1:A:104:ARG:HG3	2:B:99:HIS:H	14	1.76
(1,37)	1:A:104:ARG:HG3	2:B:99:HIS:HA	14	1.76
(1,37)	1:A:104:ARG:HG3	2:B:99:HIS:HB2	14	1.76
(1,37)	1:A:104:ARG:HG3	2:B:99:HIS:HB3	14	1.76
(1,37)	1:A:104:ARG:HG3	2:B:99:HIS:HD1	14	1.76
(1,37)	1:A:104:ARG:HG3	2:B:99:HIS:HD2	14	1.76
(1,37)	1:A:104:ARG:HG3	2:B:99:HIS:HE1	14	1.76
(1,37)	1:A:104:ARG:HG3	2:B:99:HIS:HE2	14	1.76
(1,37)	1:A:104:ARG:HG3	2:B:99:HIS:N	14	1.76
(1,37)	1:A:104:ARG:HG3	2:B:99:HIS:ND1	14	1.76
(1,37)	1:A:104:ARG:HG3	2:B:99:HIS:NE2	14	1.76
(1,37)	1:A:104:ARG:HG3	2:B:99:HIS:O	14	1.76

*Continued on next page...*

*Continued from previous page...*

Key	Atom-1	Atom-2	Model ID	Violation (Å)
(1,37)	1:A:104:ARG:HG3	2:B:101:VAL:C	14	1.76
(1,37)	1:A:104:ARG:HG3	2:B:101:VAL:CA	14	1.76
(1,37)	1:A:104:ARG:HG3	2:B:101:VAL:CB	14	1.76
(1,37)	1:A:104:ARG:HG3	2:B:101:VAL:CG1	14	1.76
(1,37)	1:A:104:ARG:HG3	2:B:101:VAL:CG2	14	1.76
(1,37)	1:A:104:ARG:HG3	2:B:101:VAL:H	14	1.76
(1,37)	1:A:104:ARG:HG3	2:B:101:VAL:HA	14	1.76
(1,37)	1:A:104:ARG:HG3	2:B:101:VAL:HB	14	1.76
(1,37)	1:A:104:ARG:HG3	2:B:101:VAL:HG11	14	1.76
(1,37)	1:A:104:ARG:HG3	2:B:101:VAL:HG12	14	1.76
(1,37)	1:A:104:ARG:HG3	2:B:101:VAL:HG13	14	1.76
(1,37)	1:A:104:ARG:HG3	2:B:101:VAL:HG21	14	1.76
(1,37)	1:A:104:ARG:HG3	2:B:101:VAL:HG22	14	1.76
(1,37)	1:A:104:ARG:HG3	2:B:101:VAL:HG23	14	1.76
(1,37)	1:A:104:ARG:HG3	2:B:101:VAL:N	14	1.76
(1,37)	1:A:104:ARG:HG3	2:B:101:VAL:O	14	1.76
(1,37)	1:A:104:ARG:HH11	2:B:75:ILE:C	14	1.76
(1,37)	1:A:104:ARG:HH11	2:B:75:ILE:CA	14	1.76
(1,37)	1:A:104:ARG:HH11	2:B:75:ILE:CB	14	1.76
(1,37)	1:A:104:ARG:HH11	2:B:75:ILE:CD1	14	1.76
(1,37)	1:A:104:ARG:HH11	2:B:75:ILE:CG1	14	1.76
(1,37)	1:A:104:ARG:HH11	2:B:75:ILE:CG2	14	1.76
(1,37)	1:A:104:ARG:HH11	2:B:75:ILE:H	14	1.76
(1,37)	1:A:104:ARG:HH11	2:B:75:ILE:HA	14	1.76
(1,37)	1:A:104:ARG:HH11	2:B:75:ILE:HB	14	1.76
(1,37)	1:A:104:ARG:HH11	2:B:75:ILE:HD11	14	1.76
(1,37)	1:A:104:ARG:HH11	2:B:75:ILE:HD12	14	1.76
(1,37)	1:A:104:ARG:HH11	2:B:75:ILE:HD13	14	1.76
(1,37)	1:A:104:ARG:HH11	2:B:75:ILE:HG12	14	1.76
(1,37)	1:A:104:ARG:HH11	2:B:75:ILE:HG13	14	1.76
(1,37)	1:A:104:ARG:HH11	2:B:75:ILE:HG21	14	1.76
(1,37)	1:A:104:ARG:HH11	2:B:75:ILE:HG22	14	1.76
(1,37)	1:A:104:ARG:HH11	2:B:75:ILE:HG23	14	1.76
(1,37)	1:A:104:ARG:HH11	2:B:75:ILE:N	14	1.76
(1,37)	1:A:104:ARG:HH11	2:B:75:ILE:O	14	1.76
(1,37)	1:A:104:ARG:HH11	2:B:77:ALA:C	14	1.76
(1,37)	1:A:104:ARG:HH11	2:B:77:ALA:CA	14	1.76
(1,37)	1:A:104:ARG:HH11	2:B:77:ALA:CB	14	1.76
(1,37)	1:A:104:ARG:HH11	2:B:77:ALA:H	14	1.76
(1,37)	1:A:104:ARG:HH11	2:B:77:ALA:HA	14	1.76
(1,37)	1:A:104:ARG:HH11	2:B:77:ALA:HB1	14	1.76
(1,37)	1:A:104:ARG:HH11	2:B:77:ALA:HB2	14	1.76

*Continued on next page...*



*Continued from previous page...*

Key	Atom-1	Atom-2	Model ID	Violation (Å)
(1,37)	1:A:104:ARG:HH11	2:B:77:ALA:HB3	14	1.76
(1,37)	1:A:104:ARG:HH11	2:B:77:ALA:N	14	1.76
(1,37)	1:A:104:ARG:HH11	2:B:77:ALA:O	14	1.76
(1,37)	1:A:104:ARG:HH11	2:B:78:GLY:C	14	1.76
(1,37)	1:A:104:ARG:HH11	2:B:78:GLY:CA	14	1.76
(1,37)	1:A:104:ARG:HH11	2:B:78:GLY:H	14	1.76
(1,37)	1:A:104:ARG:HH11	2:B:78:GLY:HA2	14	1.76
(1,37)	1:A:104:ARG:HH11	2:B:78:GLY:HA3	14	1.76
(1,37)	1:A:104:ARG:HH11	2:B:78:GLY:N	14	1.76
(1,37)	1:A:104:ARG:HH11	2:B:78:GLY:O	14	1.76
(1,37)	1:A:104:ARG:HH11	2:B:79:LYS:C	14	1.76
(1,37)	1:A:104:ARG:HH11	2:B:79:LYS:CA	14	1.76
(1,37)	1:A:104:ARG:HH11	2:B:79:LYS:CB	14	1.76
(1,37)	1:A:104:ARG:HH11	2:B:79:LYS:CD	14	1.76
(1,37)	1:A:104:ARG:HH11	2:B:79:LYS:CE	14	1.76
(1,37)	1:A:104:ARG:HH11	2:B:79:LYS:CG	14	1.76
(1,37)	1:A:104:ARG:HH11	2:B:79:LYS:H	14	1.76
(1,37)	1:A:104:ARG:HH11	2:B:79:LYS:HA	14	1.76
(1,37)	1:A:104:ARG:HH11	2:B:79:LYS:HB2	14	1.76
(1,37)	1:A:104:ARG:HH11	2:B:79:LYS:HB3	14	1.76
(1,37)	1:A:104:ARG:HH11	2:B:79:LYS:HD2	14	1.76
(1,37)	1:A:104:ARG:HH11	2:B:79:LYS:HD3	14	1.76
(1,37)	1:A:104:ARG:HH11	2:B:79:LYS:HE2	14	1.76
(1,37)	1:A:104:ARG:HH11	2:B:79:LYS:HE3	14	1.76
(1,37)	1:A:104:ARG:HH11	2:B:79:LYS:HG2	14	1.76
(1,37)	1:A:104:ARG:HH11	2:B:79:LYS:HG3	14	1.76
(1,37)	1:A:104:ARG:HH11	2:B:79:LYS:HZ1	14	1.76
(1,37)	1:A:104:ARG:HH11	2:B:79:LYS:HZ2	14	1.76
(1,37)	1:A:104:ARG:HH11	2:B:79:LYS:HZ3	14	1.76
(1,37)	1:A:104:ARG:HH11	2:B:79:LYS:N	14	1.76
(1,37)	1:A:104:ARG:HH11	2:B:79:LYS:NZ	14	1.76
(1,37)	1:A:104:ARG:HH11	2:B:79:LYS:O	14	1.76
(1,37)	1:A:104:ARG:HH11	2:B:80:ILE:C	14	1.76
(1,37)	1:A:104:ARG:HH11	2:B:80:ILE:CA	14	1.76
(1,37)	1:A:104:ARG:HH11	2:B:80:ILE:CB	14	1.76
(1,37)	1:A:104:ARG:HH11	2:B:80:ILE:CD1	14	1.76
(1,37)	1:A:104:ARG:HH11	2:B:80:ILE:CG1	14	1.76
(1,37)	1:A:104:ARG:HH11	2:B:80:ILE:CG2	14	1.76
(1,37)	1:A:104:ARG:HH11	2:B:80:ILE:H	14	1.76
(1,37)	1:A:104:ARG:HH11	2:B:80:ILE:HA	14	1.76
(1,37)	1:A:104:ARG:HH11	2:B:80:ILE:HB	14	1.76
(1,37)	1:A:104:ARG:HH11	2:B:80:ILE:HD11	14	1.76

*Continued on next page...*

*Continued from previous page...*

Key	Atom-1	Atom-2	Model ID	Violation (Å)
(1,37)	1:A:104:ARG:HH11	2:B:80:ILE:HD12	14	1.76
(1,37)	1:A:104:ARG:HH11	2:B:80:ILE:HD13	14	1.76
(1,37)	1:A:104:ARG:HH11	2:B:80:ILE:HG12	14	1.76
(1,37)	1:A:104:ARG:HH11	2:B:80:ILE:HG13	14	1.76
(1,37)	1:A:104:ARG:HH11	2:B:80:ILE:HG21	14	1.76
(1,37)	1:A:104:ARG:HH11	2:B:80:ILE:HG22	14	1.76
(1,37)	1:A:104:ARG:HH11	2:B:80:ILE:HG23	14	1.76
(1,37)	1:A:104:ARG:HH11	2:B:80:ILE:N	14	1.76
(1,37)	1:A:104:ARG:HH11	2:B:80:ILE:O	14	1.76
(1,37)	1:A:104:ARG:HH11	2:B:84:GLN:C	14	1.76
(1,37)	1:A:104:ARG:HH11	2:B:84:GLN:CA	14	1.76
(1,37)	1:A:104:ARG:HH11	2:B:84:GLN:CB	14	1.76
(1,37)	1:A:104:ARG:HH11	2:B:84:GLN:CD	14	1.76
(1,37)	1:A:104:ARG:HH11	2:B:84:GLN:CG	14	1.76
(1,37)	1:A:104:ARG:HH11	2:B:84:GLN:H	14	1.76
(1,37)	1:A:104:ARG:HH11	2:B:84:GLN:HA	14	1.76
(1,37)	1:A:104:ARG:HH11	2:B:84:GLN:HB2	14	1.76
(1,37)	1:A:104:ARG:HH11	2:B:84:GLN:HB3	14	1.76
(1,37)	1:A:104:ARG:HH11	2:B:84:GLN:HE21	14	1.76
(1,37)	1:A:104:ARG:HH11	2:B:84:GLN:HE22	14	1.76
(1,37)	1:A:104:ARG:HH11	2:B:84:GLN:HG2	14	1.76
(1,37)	1:A:104:ARG:HH11	2:B:84:GLN:HG3	14	1.76
(1,37)	1:A:104:ARG:HH11	2:B:84:GLN:N	14	1.76
(1,37)	1:A:104:ARG:HH11	2:B:84:GLN:NE2	14	1.76
(1,37)	1:A:104:ARG:HH11	2:B:84:GLN:O	14	1.76
(1,37)	1:A:104:ARG:HH11	2:B:84:GLN:OE1	14	1.76
(1,37)	1:A:104:ARG:HH11	2:B:97:THR:C	14	1.76
(1,37)	1:A:104:ARG:HH11	2:B:97:THR:CA	14	1.76
(1,37)	1:A:104:ARG:HH11	2:B:97:THR:CB	14	1.76
(1,37)	1:A:104:ARG:HH11	2:B:97:THR:CG2	14	1.76
(1,37)	1:A:104:ARG:HH11	2:B:97:THR:H	14	1.76
(1,37)	1:A:104:ARG:HH11	2:B:97:THR:HA	14	1.76
(1,37)	1:A:104:ARG:HH11	2:B:97:THR:HB	14	1.76
(1,37)	1:A:104:ARG:HH11	2:B:97:THR:HG1	14	1.76
(1,37)	1:A:104:ARG:HH11	2:B:97:THR:HG21	14	1.76
(1,37)	1:A:104:ARG:HH11	2:B:97:THR:HG22	14	1.76
(1,37)	1:A:104:ARG:HH11	2:B:97:THR:HG23	14	1.76
(1,37)	1:A:104:ARG:HH11	2:B:97:THR:N	14	1.76
(1,37)	1:A:104:ARG:HH11	2:B:97:THR:O	14	1.76
(1,37)	1:A:104:ARG:HH11	2:B:97:THR:OG1	14	1.76
(1,37)	1:A:104:ARG:HH11	2:B:99:HIS:C	14	1.76
(1,37)	1:A:104:ARG:HH11	2:B:99:HIS:CA	14	1.76

*Continued on next page...*

*Continued from previous page...*

Key	Atom-1	Atom-2	Model ID	Violation (Å)
(1,37)	1:A:104:ARG:HH11	2:B:99:HIS:CB	14	1.76
(1,37)	1:A:104:ARG:HH11	2:B:99:HIS:CD2	14	1.76
(1,37)	1:A:104:ARG:HH11	2:B:99:HIS:CE1	14	1.76
(1,37)	1:A:104:ARG:HH11	2:B:99:HIS:CG	14	1.76
(1,37)	1:A:104:ARG:HH11	2:B:99:HIS:H	14	1.76
(1,37)	1:A:104:ARG:HH11	2:B:99:HIS:HA	14	1.76
(1,37)	1:A:104:ARG:HH11	2:B:99:HIS:HB2	14	1.76
(1,37)	1:A:104:ARG:HH11	2:B:99:HIS:HB3	14	1.76
(1,37)	1:A:104:ARG:HH11	2:B:99:HIS:HD1	14	1.76
(1,37)	1:A:104:ARG:HH11	2:B:99:HIS:HD2	14	1.76
(1,37)	1:A:104:ARG:HH11	2:B:99:HIS:HE1	14	1.76
(1,37)	1:A:104:ARG:HH11	2:B:99:HIS:HE2	14	1.76
(1,37)	1:A:104:ARG:HH11	2:B:99:HIS:N	14	1.76
(1,37)	1:A:104:ARG:HH11	2:B:99:HIS:ND1	14	1.76
(1,37)	1:A:104:ARG:HH11	2:B:99:HIS:NE2	14	1.76
(1,37)	1:A:104:ARG:HH11	2:B:99:HIS:O	14	1.76
(1,37)	1:A:104:ARG:HH11	2:B:101:VAL:C	14	1.76
(1,37)	1:A:104:ARG:HH11	2:B:101:VAL:CA	14	1.76
(1,37)	1:A:104:ARG:HH11	2:B:101:VAL:CB	14	1.76
(1,37)	1:A:104:ARG:HH11	2:B:101:VAL:CG1	14	1.76
(1,37)	1:A:104:ARG:HH11	2:B:101:VAL:CG2	14	1.76
(1,37)	1:A:104:ARG:HH11	2:B:101:VAL:H	14	1.76
(1,37)	1:A:104:ARG:HH11	2:B:101:VAL:HA	14	1.76
(1,37)	1:A:104:ARG:HH11	2:B:101:VAL:HB	14	1.76
(1,37)	1:A:104:ARG:HH11	2:B:101:VAL:HG11	14	1.76
(1,37)	1:A:104:ARG:HH11	2:B:101:VAL:HG12	14	1.76
(1,37)	1:A:104:ARG:HH11	2:B:101:VAL:HG13	14	1.76
(1,37)	1:A:104:ARG:HH11	2:B:101:VAL:HG21	14	1.76
(1,37)	1:A:104:ARG:HH11	2:B:101:VAL:HG22	14	1.76
(1,37)	1:A:104:ARG:HH11	2:B:101:VAL:HG23	14	1.76
(1,37)	1:A:104:ARG:HH11	2:B:101:VAL:N	14	1.76
(1,37)	1:A:104:ARG:HH11	2:B:101:VAL:O	14	1.76
(1,37)	1:A:104:ARG:HH12	2:B:75:ILE:C	14	1.76
(1,37)	1:A:104:ARG:HH12	2:B:75:ILE:CA	14	1.76
(1,37)	1:A:104:ARG:HH12	2:B:75:ILE:CB	14	1.76
(1,37)	1:A:104:ARG:HH12	2:B:75:ILE:CD1	14	1.76
(1,37)	1:A:104:ARG:HH12	2:B:75:ILE:CG1	14	1.76
(1,37)	1:A:104:ARG:HH12	2:B:75:ILE:CG2	14	1.76
(1,37)	1:A:104:ARG:HH12	2:B:75:ILE:H	14	1.76
(1,37)	1:A:104:ARG:HH12	2:B:75:ILE:HA	14	1.76
(1,37)	1:A:104:ARG:HH12	2:B:75:ILE:HB	14	1.76
(1,37)	1:A:104:ARG:HH12	2:B:75:ILE:HD11	14	1.76

*Continued on next page...*

*Continued from previous page...*

Key	Atom-1	Atom-2	Model ID	Violation (Å)
(1,37)	1:A:104:ARG:HH12	2:B:75:ILE:HD12	14	1.76
(1,37)	1:A:104:ARG:HH12	2:B:75:ILE:HD13	14	1.76
(1,37)	1:A:104:ARG:HH12	2:B:75:ILE:HG12	14	1.76
(1,37)	1:A:104:ARG:HH12	2:B:75:ILE:HG13	14	1.76
(1,37)	1:A:104:ARG:HH12	2:B:75:ILE:HG21	14	1.76
(1,37)	1:A:104:ARG:HH12	2:B:75:ILE:HG22	14	1.76
(1,37)	1:A:104:ARG:HH12	2:B:75:ILE:HG23	14	1.76
(1,37)	1:A:104:ARG:HH12	2:B:75:ILE:N	14	1.76
(1,37)	1:A:104:ARG:HH12	2:B:75:ILE:O	14	1.76
(1,37)	1:A:104:ARG:HH12	2:B:77:ALA:C	14	1.76
(1,37)	1:A:104:ARG:HH12	2:B:77:ALA:CA	14	1.76
(1,37)	1:A:104:ARG:HH12	2:B:77:ALA:CB	14	1.76
(1,37)	1:A:104:ARG:HH12	2:B:77:ALA:H	14	1.76
(1,37)	1:A:104:ARG:HH12	2:B:77:ALA:HA	14	1.76
(1,37)	1:A:104:ARG:HH12	2:B:77:ALA:HB1	14	1.76
(1,37)	1:A:104:ARG:HH12	2:B:77:ALA:HB2	14	1.76
(1,37)	1:A:104:ARG:HH12	2:B:77:ALA:HB3	14	1.76
(1,37)	1:A:104:ARG:HH12	2:B:77:ALA:N	14	1.76
(1,37)	1:A:104:ARG:HH12	2:B:77:ALA:O	14	1.76
(1,37)	1:A:104:ARG:HH12	2:B:78:GLY:C	14	1.76
(1,37)	1:A:104:ARG:HH12	2:B:78:GLY:CA	14	1.76
(1,37)	1:A:104:ARG:HH12	2:B:78:GLY:H	14	1.76
(1,37)	1:A:104:ARG:HH12	2:B:78:GLY:HA2	14	1.76
(1,37)	1:A:104:ARG:HH12	2:B:78:GLY:HA3	14	1.76
(1,37)	1:A:104:ARG:HH12	2:B:78:GLY:N	14	1.76
(1,37)	1:A:104:ARG:HH12	2:B:78:GLY:O	14	1.76
(1,37)	1:A:104:ARG:HH12	2:B:79:LYS:C	14	1.76
(1,37)	1:A:104:ARG:HH12	2:B:79:LYS:CA	14	1.76
(1,37)	1:A:104:ARG:HH12	2:B:79:LYS:CB	14	1.76
(1,37)	1:A:104:ARG:HH12	2:B:79:LYS:CD	14	1.76
(1,37)	1:A:104:ARG:HH12	2:B:79:LYS:CE	14	1.76
(1,37)	1:A:104:ARG:HH12	2:B:79:LYS:CG	14	1.76
(1,37)	1:A:104:ARG:HH12	2:B:79:LYS:H	14	1.76
(1,37)	1:A:104:ARG:HH12	2:B:79:LYS:HA	14	1.76
(1,37)	1:A:104:ARG:HH12	2:B:79:LYS:HB2	14	1.76
(1,37)	1:A:104:ARG:HH12	2:B:79:LYS:HB3	14	1.76
(1,37)	1:A:104:ARG:HH12	2:B:79:LYS:HD2	14	1.76
(1,37)	1:A:104:ARG:HH12	2:B:79:LYS:HD3	14	1.76
(1,37)	1:A:104:ARG:HH12	2:B:79:LYS:HE2	14	1.76
(1,37)	1:A:104:ARG:HH12	2:B:79:LYS:HE3	14	1.76
(1,37)	1:A:104:ARG:HH12	2:B:79:LYS:HG2	14	1.76
(1,37)	1:A:104:ARG:HH12	2:B:79:LYS:HG3	14	1.76

*Continued on next page...*

*Continued from previous page...*

Key	Atom-1	Atom-2	Model ID	Violation (Å)
(1,37)	1:A:104:ARG:HH12	2:B:79:LYS:HZ1	14	1.76
(1,37)	1:A:104:ARG:HH12	2:B:79:LYS:HZ2	14	1.76
(1,37)	1:A:104:ARG:HH12	2:B:79:LYS:HZ3	14	1.76
(1,37)	1:A:104:ARG:HH12	2:B:79:LYS:N	14	1.76
(1,37)	1:A:104:ARG:HH12	2:B:79:LYS:NZ	14	1.76
(1,37)	1:A:104:ARG:HH12	2:B:79:LYS:O	14	1.76
(1,37)	1:A:104:ARG:HH12	2:B:80:ILE:C	14	1.76
(1,37)	1:A:104:ARG:HH12	2:B:80:ILE:CA	14	1.76
(1,37)	1:A:104:ARG:HH12	2:B:80:ILE:CB	14	1.76
(1,37)	1:A:104:ARG:HH12	2:B:80:ILE:CD1	14	1.76
(1,37)	1:A:104:ARG:HH12	2:B:80:ILE:CG1	14	1.76
(1,37)	1:A:104:ARG:HH12	2:B:80:ILE:CG2	14	1.76
(1,37)	1:A:104:ARG:HH12	2:B:80:ILE:H	14	1.76
(1,37)	1:A:104:ARG:HH12	2:B:80:ILE:HA	14	1.76
(1,37)	1:A:104:ARG:HH12	2:B:80:ILE:HB	14	1.76
(1,37)	1:A:104:ARG:HH12	2:B:80:ILE:HD11	14	1.76
(1,37)	1:A:104:ARG:HH12	2:B:80:ILE:HD12	14	1.76
(1,37)	1:A:104:ARG:HH12	2:B:80:ILE:HD13	14	1.76
(1,37)	1:A:104:ARG:HH12	2:B:80:ILE:HG12	14	1.76
(1,37)	1:A:104:ARG:HH12	2:B:80:ILE:HG13	14	1.76
(1,37)	1:A:104:ARG:HH12	2:B:80:ILE:HG21	14	1.76
(1,37)	1:A:104:ARG:HH12	2:B:80:ILE:HG22	14	1.76
(1,37)	1:A:104:ARG:HH12	2:B:80:ILE:HG23	14	1.76
(1,37)	1:A:104:ARG:HH12	2:B:80:ILE:N	14	1.76
(1,37)	1:A:104:ARG:HH12	2:B:80:ILE:O	14	1.76
(1,37)	1:A:104:ARG:HH12	2:B:84:GLN:C	14	1.76
(1,37)	1:A:104:ARG:HH12	2:B:84:GLN:CA	14	1.76
(1,37)	1:A:104:ARG:HH12	2:B:84:GLN:CB	14	1.76
(1,37)	1:A:104:ARG:HH12	2:B:84:GLN:CD	14	1.76
(1,37)	1:A:104:ARG:HH12	2:B:84:GLN:CG	14	1.76
(1,37)	1:A:104:ARG:HH12	2:B:84:GLN:H	14	1.76
(1,37)	1:A:104:ARG:HH12	2:B:84:GLN:HA	14	1.76
(1,37)	1:A:104:ARG:HH12	2:B:84:GLN:HB2	14	1.76
(1,37)	1:A:104:ARG:HH12	2:B:84:GLN:HB3	14	1.76
(1,37)	1:A:104:ARG:HH12	2:B:84:GLN:HE21	14	1.76
(1,37)	1:A:104:ARG:HH12	2:B:84:GLN:HE22	14	1.76
(1,37)	1:A:104:ARG:HH12	2:B:84:GLN:HG2	14	1.76
(1,37)	1:A:104:ARG:HH12	2:B:84:GLN:HG3	14	1.76
(1,37)	1:A:104:ARG:HH12	2:B:84:GLN:N	14	1.76
(1,37)	1:A:104:ARG:HH12	2:B:84:GLN:NE2	14	1.76
(1,37)	1:A:104:ARG:HH12	2:B:84:GLN:O	14	1.76
(1,37)	1:A:104:ARG:HH12	2:B:84:GLN:OE1	14	1.76

*Continued on next page...*

*Continued from previous page...*

Key	Atom-1	Atom-2	Model ID	Violation (Å)
(1,37)	1:A:104:ARG:HH12	2:B:97:THR:C	14	1.76
(1,37)	1:A:104:ARG:HH12	2:B:97:THR:CA	14	1.76
(1,37)	1:A:104:ARG:HH12	2:B:97:THR:CB	14	1.76
(1,37)	1:A:104:ARG:HH12	2:B:97:THR:CG2	14	1.76
(1,37)	1:A:104:ARG:HH12	2:B:97:THR:H	14	1.76
(1,37)	1:A:104:ARG:HH12	2:B:97:THR:HA	14	1.76
(1,37)	1:A:104:ARG:HH12	2:B:97:THR:HB	14	1.76
(1,37)	1:A:104:ARG:HH12	2:B:97:THR:HG1	14	1.76
(1,37)	1:A:104:ARG:HH12	2:B:97:THR:HG21	14	1.76
(1,37)	1:A:104:ARG:HH12	2:B:97:THR:HG22	14	1.76
(1,37)	1:A:104:ARG:HH12	2:B:97:THR:HG23	14	1.76
(1,37)	1:A:104:ARG:HH12	2:B:97:THR:N	14	1.76
(1,37)	1:A:104:ARG:HH12	2:B:97:THR:O	14	1.76
(1,37)	1:A:104:ARG:HH12	2:B:97:THR:OG1	14	1.76
(1,37)	1:A:104:ARG:HH12	2:B:99:HIS:C	14	1.76
(1,37)	1:A:104:ARG:HH12	2:B:99:HIS:CA	14	1.76
(1,37)	1:A:104:ARG:HH12	2:B:99:HIS:CB	14	1.76
(1,37)	1:A:104:ARG:HH12	2:B:99:HIS:CD2	14	1.76
(1,37)	1:A:104:ARG:HH12	2:B:99:HIS:CE1	14	1.76
(1,37)	1:A:104:ARG:HH12	2:B:99:HIS:CG	14	1.76
(1,37)	1:A:104:ARG:HH12	2:B:99:HIS:H	14	1.76
(1,37)	1:A:104:ARG:HH12	2:B:99:HIS:HA	14	1.76
(1,37)	1:A:104:ARG:HH12	2:B:99:HIS:HB2	14	1.76
(1,37)	1:A:104:ARG:HH12	2:B:99:HIS:HB3	14	1.76
(1,37)	1:A:104:ARG:HH12	2:B:99:HIS:HD1	14	1.76
(1,37)	1:A:104:ARG:HH12	2:B:99:HIS:HD2	14	1.76
(1,37)	1:A:104:ARG:HH12	2:B:99:HIS:HE1	14	1.76
(1,37)	1:A:104:ARG:HH12	2:B:99:HIS:HE2	14	1.76
(1,37)	1:A:104:ARG:HH12	2:B:99:HIS:N	14	1.76
(1,37)	1:A:104:ARG:HH12	2:B:99:HIS:ND1	14	1.76
(1,37)	1:A:104:ARG:HH12	2:B:99:HIS:NE2	14	1.76
(1,37)	1:A:104:ARG:HH12	2:B:99:HIS:O	14	1.76
(1,37)	1:A:104:ARG:HH12	2:B:101:VAL:C	14	1.76
(1,37)	1:A:104:ARG:HH12	2:B:101:VAL:CA	14	1.76
(1,37)	1:A:104:ARG:HH12	2:B:101:VAL:CB	14	1.76
(1,37)	1:A:104:ARG:HH12	2:B:101:VAL:CG1	14	1.76
(1,37)	1:A:104:ARG:HH12	2:B:101:VAL:CG2	14	1.76
(1,37)	1:A:104:ARG:HH12	2:B:101:VAL:H	14	1.76
(1,37)	1:A:104:ARG:HH12	2:B:101:VAL:HA	14	1.76
(1,37)	1:A:104:ARG:HH12	2:B:101:VAL:HB	14	1.76
(1,37)	1:A:104:ARG:HH12	2:B:101:VAL:HG11	14	1.76
(1,37)	1:A:104:ARG:HH12	2:B:101:VAL:HG12	14	1.76

*Continued on next page...*

*Continued from previous page...*

Key	Atom-1	Atom-2	Model ID	Violation (Å)
(1,37)	1:A:104:ARG:HH12	2:B:101:VAL:HG13	14	1.76
(1,37)	1:A:104:ARG:HH12	2:B:101:VAL:HG21	14	1.76
(1,37)	1:A:104:ARG:HH12	2:B:101:VAL:HG22	14	1.76
(1,37)	1:A:104:ARG:HH12	2:B:101:VAL:HG23	14	1.76
(1,37)	1:A:104:ARG:HH12	2:B:101:VAL:N	14	1.76
(1,37)	1:A:104:ARG:HH12	2:B:101:VAL:O	14	1.76
(1,37)	1:A:104:ARG:HH21	2:B:75:ILE:C	14	1.76
(1,37)	1:A:104:ARG:HH21	2:B:75:ILE:CA	14	1.76
(1,37)	1:A:104:ARG:HH21	2:B:75:ILE:CB	14	1.76
(1,37)	1:A:104:ARG:HH21	2:B:75:ILE:CD1	14	1.76
(1,37)	1:A:104:ARG:HH21	2:B:75:ILE:CG1	14	1.76
(1,37)	1:A:104:ARG:HH21	2:B:75:ILE:CG2	14	1.76
(1,37)	1:A:104:ARG:HH21	2:B:75:ILE:H	14	1.76
(1,37)	1:A:104:ARG:HH21	2:B:75:ILE:HA	14	1.76
(1,37)	1:A:104:ARG:HH21	2:B:75:ILE:HB	14	1.76
(1,37)	1:A:104:ARG:HH21	2:B:75:ILE:HD11	14	1.76
(1,37)	1:A:104:ARG:HH21	2:B:75:ILE:HD12	14	1.76
(1,37)	1:A:104:ARG:HH21	2:B:75:ILE:HD13	14	1.76
(1,37)	1:A:104:ARG:HH21	2:B:75:ILE:HG12	14	1.76
(1,37)	1:A:104:ARG:HH21	2:B:75:ILE:HG13	14	1.76
(1,37)	1:A:104:ARG:HH21	2:B:75:ILE:HG21	14	1.76
(1,37)	1:A:104:ARG:HH21	2:B:75:ILE:HG22	14	1.76
(1,37)	1:A:104:ARG:HH21	2:B:75:ILE:HG23	14	1.76
(1,37)	1:A:104:ARG:HH21	2:B:75:ILE:N	14	1.76
(1,37)	1:A:104:ARG:HH21	2:B:75:ILE:O	14	1.76
(1,37)	1:A:104:ARG:HH21	2:B:77:ALA:C	14	1.76
(1,37)	1:A:104:ARG:HH21	2:B:77:ALA:CA	14	1.76
(1,37)	1:A:104:ARG:HH21	2:B:77:ALA:CB	14	1.76
(1,37)	1:A:104:ARG:HH21	2:B:77:ALA:H	14	1.76
(1,37)	1:A:104:ARG:HH21	2:B:77:ALA:HA	14	1.76
(1,37)	1:A:104:ARG:HH21	2:B:77:ALA:HB1	14	1.76
(1,37)	1:A:104:ARG:HH21	2:B:77:ALA:HB2	14	1.76
(1,37)	1:A:104:ARG:HH21	2:B:77:ALA:HB3	14	1.76
(1,37)	1:A:104:ARG:HH21	2:B:77:ALA:N	14	1.76
(1,37)	1:A:104:ARG:HH21	2:B:77:ALA:O	14	1.76
(1,37)	1:A:104:ARG:HH21	2:B:78:GLY:C	14	1.76
(1,37)	1:A:104:ARG:HH21	2:B:78:GLY:CA	14	1.76
(1,37)	1:A:104:ARG:HH21	2:B:78:GLY:H	14	1.76
(1,37)	1:A:104:ARG:HH21	2:B:78:GLY:HA2	14	1.76
(1,37)	1:A:104:ARG:HH21	2:B:78:GLY:HA3	14	1.76
(1,37)	1:A:104:ARG:HH21	2:B:78:GLY:N	14	1.76
(1,37)	1:A:104:ARG:HH21	2:B:78:GLY:O	14	1.76

*Continued on next page...*

*Continued from previous page...*

Key	Atom-1	Atom-2	Model ID	Violation (Å)
(1,37)	1:A:104:ARG:HH21	2:B:79:LYS:C	14	1.76
(1,37)	1:A:104:ARG:HH21	2:B:79:LYS:CA	14	1.76
(1,37)	1:A:104:ARG:HH21	2:B:79:LYS:CB	14	1.76
(1,37)	1:A:104:ARG:HH21	2:B:79:LYS:CD	14	1.76
(1,37)	1:A:104:ARG:HH21	2:B:79:LYS:CE	14	1.76
(1,37)	1:A:104:ARG:HH21	2:B:79:LYS:CG	14	1.76
(1,37)	1:A:104:ARG:HH21	2:B:79:LYS:H	14	1.76
(1,37)	1:A:104:ARG:HH21	2:B:79:LYS:HA	14	1.76
(1,37)	1:A:104:ARG:HH21	2:B:79:LYS:HB2	14	1.76
(1,37)	1:A:104:ARG:HH21	2:B:79:LYS:HB3	14	1.76
(1,37)	1:A:104:ARG:HH21	2:B:79:LYS:HD2	14	1.76
(1,37)	1:A:104:ARG:HH21	2:B:79:LYS:HD3	14	1.76
(1,37)	1:A:104:ARG:HH21	2:B:79:LYS:HE2	14	1.76
(1,37)	1:A:104:ARG:HH21	2:B:79:LYS:HE3	14	1.76
(1,37)	1:A:104:ARG:HH21	2:B:79:LYS:HG2	14	1.76
(1,37)	1:A:104:ARG:HH21	2:B:79:LYS:HG3	14	1.76
(1,37)	1:A:104:ARG:HH21	2:B:79:LYS:HZ1	14	1.76
(1,37)	1:A:104:ARG:HH21	2:B:79:LYS:HZ2	14	1.76
(1,37)	1:A:104:ARG:HH21	2:B:79:LYS:HZ3	14	1.76
(1,37)	1:A:104:ARG:HH21	2:B:79:LYS:N	14	1.76
(1,37)	1:A:104:ARG:HH21	2:B:79:LYS:NZ	14	1.76
(1,37)	1:A:104:ARG:HH21	2:B:79:LYS:O	14	1.76
(1,37)	1:A:104:ARG:HH21	2:B:80:ILE:C	14	1.76
(1,37)	1:A:104:ARG:HH21	2:B:80:ILE:CA	14	1.76
(1,37)	1:A:104:ARG:HH21	2:B:80:ILE:CB	14	1.76
(1,37)	1:A:104:ARG:HH21	2:B:80:ILE:CD1	14	1.76
(1,37)	1:A:104:ARG:HH21	2:B:80:ILE:CG1	14	1.76
(1,37)	1:A:104:ARG:HH21	2:B:80:ILE:CG2	14	1.76
(1,37)	1:A:104:ARG:HH21	2:B:80:ILE:H	14	1.76
(1,37)	1:A:104:ARG:HH21	2:B:80:ILE:HA	14	1.76
(1,37)	1:A:104:ARG:HH21	2:B:80:ILE:HB	14	1.76
(1,37)	1:A:104:ARG:HH21	2:B:80:ILE:HD11	14	1.76
(1,37)	1:A:104:ARG:HH21	2:B:80:ILE:HD12	14	1.76
(1,37)	1:A:104:ARG:HH21	2:B:80:ILE:HD13	14	1.76
(1,37)	1:A:104:ARG:HH21	2:B:80:ILE:HG12	14	1.76
(1,37)	1:A:104:ARG:HH21	2:B:80:ILE:HG13	14	1.76
(1,37)	1:A:104:ARG:HH21	2:B:80:ILE:HG21	14	1.76
(1,37)	1:A:104:ARG:HH21	2:B:80:ILE:HG22	14	1.76
(1,37)	1:A:104:ARG:HH21	2:B:80:ILE:HG23	14	1.76
(1,37)	1:A:104:ARG:HH21	2:B:80:ILE:N	14	1.76
(1,37)	1:A:104:ARG:HH21	2:B:80:ILE:O	14	1.76
(1,37)	1:A:104:ARG:HH21	2:B:84:GLN:C	14	1.76

*Continued on next page...*



*Continued from previous page...*

Key	Atom-1	Atom-2	Model ID	Violation (Å)
(1,37)	1:A:104:ARG:HH21	2:B:84:GLN:CA	14	1.76
(1,37)	1:A:104:ARG:HH21	2:B:84:GLN:CB	14	1.76
(1,37)	1:A:104:ARG:HH21	2:B:84:GLN:CD	14	1.76
(1,37)	1:A:104:ARG:HH21	2:B:84:GLN:CG	14	1.76
(1,37)	1:A:104:ARG:HH21	2:B:84:GLN:H	14	1.76
(1,37)	1:A:104:ARG:HH21	2:B:84:GLN:HA	14	1.76
(1,37)	1:A:104:ARG:HH21	2:B:84:GLN:HB2	14	1.76
(1,37)	1:A:104:ARG:HH21	2:B:84:GLN:HB3	14	1.76
(1,37)	1:A:104:ARG:HH21	2:B:84:GLN:HE21	14	1.76
(1,37)	1:A:104:ARG:HH21	2:B:84:GLN:HE22	14	1.76
(1,37)	1:A:104:ARG:HH21	2:B:84:GLN:HG2	14	1.76
(1,37)	1:A:104:ARG:HH21	2:B:84:GLN:HG3	14	1.76
(1,37)	1:A:104:ARG:HH21	2:B:84:GLN:N	14	1.76
(1,37)	1:A:104:ARG:HH21	2:B:84:GLN:NE2	14	1.76
(1,37)	1:A:104:ARG:HH21	2:B:84:GLN:O	14	1.76
(1,37)	1:A:104:ARG:HH21	2:B:84:GLN:OE1	14	1.76
(1,37)	1:A:104:ARG:HH21	2:B:97:THR:C	14	1.76
(1,37)	1:A:104:ARG:HH21	2:B:97:THR:CA	14	1.76
(1,37)	1:A:104:ARG:HH21	2:B:97:THR:CB	14	1.76
(1,37)	1:A:104:ARG:HH21	2:B:97:THR:CG2	14	1.76
(1,37)	1:A:104:ARG:HH21	2:B:97:THR:H	14	1.76
(1,37)	1:A:104:ARG:HH21	2:B:97:THR:HA	14	1.76
(1,37)	1:A:104:ARG:HH21	2:B:97:THR:HB	14	1.76
(1,37)	1:A:104:ARG:HH21	2:B:97:THR:HG1	14	1.76
(1,37)	1:A:104:ARG:HH21	2:B:97:THR:HG21	14	1.76
(1,37)	1:A:104:ARG:HH21	2:B:97:THR:HG22	14	1.76
(1,37)	1:A:104:ARG:HH21	2:B:97:THR:HG23	14	1.76
(1,37)	1:A:104:ARG:HH21	2:B:97:THR:N	14	1.76
(1,37)	1:A:104:ARG:HH21	2:B:97:THR:O	14	1.76
(1,37)	1:A:104:ARG:HH21	2:B:97:THR:OG1	14	1.76
(1,37)	1:A:104:ARG:HH21	2:B:99:HIS:C	14	1.76
(1,37)	1:A:104:ARG:HH21	2:B:99:HIS:CA	14	1.76
(1,37)	1:A:104:ARG:HH21	2:B:99:HIS:CB	14	1.76
(1,37)	1:A:104:ARG:HH21	2:B:99:HIS:CD2	14	1.76
(1,37)	1:A:104:ARG:HH21	2:B:99:HIS:CE1	14	1.76
(1,37)	1:A:104:ARG:HH21	2:B:99:HIS:CG	14	1.76
(1,37)	1:A:104:ARG:HH21	2:B:99:HIS:H	14	1.76
(1,37)	1:A:104:ARG:HH21	2:B:99:HIS:HA	14	1.76
(1,37)	1:A:104:ARG:HH21	2:B:99:HIS:HB2	14	1.76
(1,37)	1:A:104:ARG:HH21	2:B:99:HIS:HB3	14	1.76
(1,37)	1:A:104:ARG:HH21	2:B:99:HIS:HD1	14	1.76
(1,37)	1:A:104:ARG:HH21	2:B:99:HIS:HD2	14	1.76

*Continued on next page...*

*Continued from previous page...*

Key	Atom-1	Atom-2	Model ID	Violation (Å)
(1,37)	1:A:104:ARG:HH21	2:B:99:HIS:HE1	14	1.76
(1,37)	1:A:104:ARG:HH21	2:B:99:HIS:HE2	14	1.76
(1,37)	1:A:104:ARG:HH21	2:B:99:HIS:N	14	1.76
(1,37)	1:A:104:ARG:HH21	2:B:99:HIS:ND1	14	1.76
(1,37)	1:A:104:ARG:HH21	2:B:99:HIS:NE2	14	1.76
(1,37)	1:A:104:ARG:HH21	2:B:99:HIS:O	14	1.76
(1,37)	1:A:104:ARG:HH21	2:B:101:VAL:C	14	1.76
(1,37)	1:A:104:ARG:HH21	2:B:101:VAL:CA	14	1.76
(1,37)	1:A:104:ARG:HH21	2:B:101:VAL:CB	14	1.76
(1,37)	1:A:104:ARG:HH21	2:B:101:VAL:CG1	14	1.76
(1,37)	1:A:104:ARG:HH21	2:B:101:VAL:CG2	14	1.76
(1,37)	1:A:104:ARG:HH21	2:B:101:VAL:H	14	1.76
(1,37)	1:A:104:ARG:HH21	2:B:101:VAL:HA	14	1.76
(1,37)	1:A:104:ARG:HH21	2:B:101:VAL:HB	14	1.76
(1,37)	1:A:104:ARG:HH21	2:B:101:VAL:HG11	14	1.76
(1,37)	1:A:104:ARG:HH21	2:B:101:VAL:HG12	14	1.76
(1,37)	1:A:104:ARG:HH21	2:B:101:VAL:HG13	14	1.76
(1,37)	1:A:104:ARG:HH21	2:B:101:VAL:HG21	14	1.76
(1,37)	1:A:104:ARG:HH21	2:B:101:VAL:HG22	14	1.76
(1,37)	1:A:104:ARG:HH21	2:B:101:VAL:HG23	14	1.76
(1,37)	1:A:104:ARG:HH21	2:B:101:VAL:N	14	1.76
(1,37)	1:A:104:ARG:HH21	2:B:101:VAL:O	14	1.76
(1,37)	1:A:104:ARG:HH22	2:B:75:ILE:C	14	1.76
(1,37)	1:A:104:ARG:HH22	2:B:75:ILE:CA	14	1.76
(1,37)	1:A:104:ARG:HH22	2:B:75:ILE:CB	14	1.76
(1,37)	1:A:104:ARG:HH22	2:B:75:ILE:CD1	14	1.76
(1,37)	1:A:104:ARG:HH22	2:B:75:ILE:CG1	14	1.76
(1,37)	1:A:104:ARG:HH22	2:B:75:ILE:CG2	14	1.76
(1,37)	1:A:104:ARG:HH22	2:B:75:ILE:H	14	1.76
(1,37)	1:A:104:ARG:HH22	2:B:75:ILE:HA	14	1.76
(1,37)	1:A:104:ARG:HH22	2:B:75:ILE:HB	14	1.76
(1,37)	1:A:104:ARG:HH22	2:B:75:ILE:HD11	14	1.76
(1,37)	1:A:104:ARG:HH22	2:B:75:ILE:HD12	14	1.76
(1,37)	1:A:104:ARG:HH22	2:B:75:ILE:HD13	14	1.76
(1,37)	1:A:104:ARG:HH22	2:B:75:ILE:HG12	14	1.76
(1,37)	1:A:104:ARG:HH22	2:B:75:ILE:HG13	14	1.76
(1,37)	1:A:104:ARG:HH22	2:B:75:ILE:HG21	14	1.76
(1,37)	1:A:104:ARG:HH22	2:B:75:ILE:HG22	14	1.76
(1,37)	1:A:104:ARG:HH22	2:B:75:ILE:HG23	14	1.76
(1,37)	1:A:104:ARG:HH22	2:B:75:ILE:N	14	1.76
(1,37)	1:A:104:ARG:HH22	2:B:75:ILE:O	14	1.76
(1,37)	1:A:104:ARG:HH22	2:B:77:ALA:C	14	1.76

*Continued on next page...*

*Continued from previous page...*

Key	Atom-1	Atom-2	Model ID	Violation (Å)
(1,37)	1:A:104:ARG:HH22	2:B:77:ALA:CA	14	1.76
(1,37)	1:A:104:ARG:HH22	2:B:77:ALA:CB	14	1.76
(1,37)	1:A:104:ARG:HH22	2:B:77:ALA:H	14	1.76
(1,37)	1:A:104:ARG:HH22	2:B:77:ALA:HA	14	1.76
(1,37)	1:A:104:ARG:HH22	2:B:77:ALA:HB1	14	1.76
(1,37)	1:A:104:ARG:HH22	2:B:77:ALA:HB2	14	1.76
(1,37)	1:A:104:ARG:HH22	2:B:77:ALA:HB3	14	1.76
(1,37)	1:A:104:ARG:HH22	2:B:77:ALA:N	14	1.76
(1,37)	1:A:104:ARG:HH22	2:B:77:ALA:O	14	1.76
(1,37)	1:A:104:ARG:HH22	2:B:78:GLY:C	14	1.76
(1,37)	1:A:104:ARG:HH22	2:B:78:GLY:CA	14	1.76
(1,37)	1:A:104:ARG:HH22	2:B:78:GLY:H	14	1.76
(1,37)	1:A:104:ARG:HH22	2:B:78:GLY:HA2	14	1.76
(1,37)	1:A:104:ARG:HH22	2:B:78:GLY:HA3	14	1.76
(1,37)	1:A:104:ARG:HH22	2:B:78:GLY:N	14	1.76
(1,37)	1:A:104:ARG:HH22	2:B:78:GLY:O	14	1.76
(1,37)	1:A:104:ARG:HH22	2:B:79:LYS:C	14	1.76
(1,37)	1:A:104:ARG:HH22	2:B:79:LYS:CA	14	1.76
(1,37)	1:A:104:ARG:HH22	2:B:79:LYS:CB	14	1.76
(1,37)	1:A:104:ARG:HH22	2:B:79:LYS:CD	14	1.76
(1,37)	1:A:104:ARG:HH22	2:B:79:LYS:CE	14	1.76
(1,37)	1:A:104:ARG:HH22	2:B:79:LYS:CG	14	1.76
(1,37)	1:A:104:ARG:HH22	2:B:79:LYS:H	14	1.76
(1,37)	1:A:104:ARG:HH22	2:B:79:LYS:HA	14	1.76
(1,37)	1:A:104:ARG:HH22	2:B:79:LYS:HB2	14	1.76
(1,37)	1:A:104:ARG:HH22	2:B:79:LYS:HB3	14	1.76
(1,37)	1:A:104:ARG:HH22	2:B:79:LYS:HD2	14	1.76
(1,37)	1:A:104:ARG:HH22	2:B:79:LYS:HD3	14	1.76
(1,37)	1:A:104:ARG:HH22	2:B:79:LYS:HE2	14	1.76
(1,37)	1:A:104:ARG:HH22	2:B:79:LYS:HE3	14	1.76
(1,37)	1:A:104:ARG:HH22	2:B:79:LYS:HG2	14	1.76
(1,37)	1:A:104:ARG:HH22	2:B:79:LYS:HG3	14	1.76
(1,37)	1:A:104:ARG:HH22	2:B:79:LYS:HZ1	14	1.76
(1,37)	1:A:104:ARG:HH22	2:B:79:LYS:HZ2	14	1.76
(1,37)	1:A:104:ARG:HH22	2:B:79:LYS:HZ3	14	1.76
(1,37)	1:A:104:ARG:HH22	2:B:79:LYS:N	14	1.76
(1,37)	1:A:104:ARG:HH22	2:B:79:LYS:NZ	14	1.76
(1,37)	1:A:104:ARG:HH22	2:B:79:LYS:O	14	1.76
(1,37)	1:A:104:ARG:HH22	2:B:80:ILE:C	14	1.76
(1,37)	1:A:104:ARG:HH22	2:B:80:ILE:CA	14	1.76
(1,37)	1:A:104:ARG:HH22	2:B:80:ILE:CB	14	1.76
(1,37)	1:A:104:ARG:HH22	2:B:80:ILE:CD1	14	1.76

*Continued on next page...*

*Continued from previous page...*

Key	Atom-1	Atom-2	Model ID	Violation (Å)
(1,37)	1:A:104:ARG:HH22	2:B:80:ILE:CG1	14	1.76
(1,37)	1:A:104:ARG:HH22	2:B:80:ILE:CG2	14	1.76
(1,37)	1:A:104:ARG:HH22	2:B:80:ILE:H	14	1.76
(1,37)	1:A:104:ARG:HH22	2:B:80:ILE:HA	14	1.76
(1,37)	1:A:104:ARG:HH22	2:B:80:ILE:HB	14	1.76
(1,37)	1:A:104:ARG:HH22	2:B:80:ILE:HD11	14	1.76
(1,37)	1:A:104:ARG:HH22	2:B:80:ILE:HD12	14	1.76
(1,37)	1:A:104:ARG:HH22	2:B:80:ILE:HD13	14	1.76
(1,37)	1:A:104:ARG:HH22	2:B:80:ILE:HG12	14	1.76
(1,37)	1:A:104:ARG:HH22	2:B:80:ILE:HG13	14	1.76
(1,37)	1:A:104:ARG:HH22	2:B:80:ILE:HG21	14	1.76
(1,37)	1:A:104:ARG:HH22	2:B:80:ILE:HG22	14	1.76
(1,37)	1:A:104:ARG:HH22	2:B:80:ILE:HG23	14	1.76
(1,37)	1:A:104:ARG:HH22	2:B:80:ILE:N	14	1.76
(1,37)	1:A:104:ARG:HH22	2:B:80:ILE:O	14	1.76
(1,37)	1:A:104:ARG:HH22	2:B:84:GLN:C	14	1.76
(1,37)	1:A:104:ARG:HH22	2:B:84:GLN:CA	14	1.76
(1,37)	1:A:104:ARG:HH22	2:B:84:GLN:CB	14	1.76
(1,37)	1:A:104:ARG:HH22	2:B:84:GLN:CD	14	1.76
(1,37)	1:A:104:ARG:HH22	2:B:84:GLN:CG	14	1.76
(1,37)	1:A:104:ARG:HH22	2:B:84:GLN:H	14	1.76
(1,37)	1:A:104:ARG:HH22	2:B:84:GLN:HA	14	1.76
(1,37)	1:A:104:ARG:HH22	2:B:84:GLN:HB2	14	1.76
(1,37)	1:A:104:ARG:HH22	2:B:84:GLN:HB3	14	1.76
(1,37)	1:A:104:ARG:HH22	2:B:84:GLN:HE21	14	1.76
(1,37)	1:A:104:ARG:HH22	2:B:84:GLN:HE22	14	1.76
(1,37)	1:A:104:ARG:HH22	2:B:84:GLN:HG2	14	1.76
(1,37)	1:A:104:ARG:HH22	2:B:84:GLN:HG3	14	1.76
(1,37)	1:A:104:ARG:HH22	2:B:84:GLN:N	14	1.76
(1,37)	1:A:104:ARG:HH22	2:B:84:GLN:NE2	14	1.76
(1,37)	1:A:104:ARG:HH22	2:B:84:GLN:O	14	1.76
(1,37)	1:A:104:ARG:HH22	2:B:84:GLN:OE1	14	1.76
(1,37)	1:A:104:ARG:HH22	2:B:97:THR:C	14	1.76
(1,37)	1:A:104:ARG:HH22	2:B:97:THR:CA	14	1.76
(1,37)	1:A:104:ARG:HH22	2:B:97:THR:CB	14	1.76
(1,37)	1:A:104:ARG:HH22	2:B:97:THR:CG2	14	1.76
(1,37)	1:A:104:ARG:HH22	2:B:97:THR:H	14	1.76
(1,37)	1:A:104:ARG:HH22	2:B:97:THR:HA	14	1.76
(1,37)	1:A:104:ARG:HH22	2:B:97:THR:HB	14	1.76
(1,37)	1:A:104:ARG:HH22	2:B:97:THR:HG1	14	1.76
(1,37)	1:A:104:ARG:HH22	2:B:97:THR:HG21	14	1.76
(1,37)	1:A:104:ARG:HH22	2:B:97:THR:HG22	14	1.76

*Continued on next page...*

*Continued from previous page...*

Key	Atom-1	Atom-2	Model ID	Violation (Å)
(1,37)	1:A:104:ARG:HH22	2:B:97:THR:HG23	14	1.76
(1,37)	1:A:104:ARG:HH22	2:B:97:THR:N	14	1.76
(1,37)	1:A:104:ARG:HH22	2:B:97:THR:O	14	1.76
(1,37)	1:A:104:ARG:HH22	2:B:97:THR:OG1	14	1.76
(1,37)	1:A:104:ARG:HH22	2:B:99:HIS:C	14	1.76
(1,37)	1:A:104:ARG:HH22	2:B:99:HIS:CA	14	1.76
(1,37)	1:A:104:ARG:HH22	2:B:99:HIS:CB	14	1.76
(1,37)	1:A:104:ARG:HH22	2:B:99:HIS:CD2	14	1.76
(1,37)	1:A:104:ARG:HH22	2:B:99:HIS:CE1	14	1.76
(1,37)	1:A:104:ARG:HH22	2:B:99:HIS:CG	14	1.76
(1,37)	1:A:104:ARG:HH22	2:B:99:HIS:H	14	1.76
(1,37)	1:A:104:ARG:HH22	2:B:99:HIS:HA	14	1.76
(1,37)	1:A:104:ARG:HH22	2:B:99:HIS:HB2	14	1.76
(1,37)	1:A:104:ARG:HH22	2:B:99:HIS:HB3	14	1.76
(1,37)	1:A:104:ARG:HH22	2:B:99:HIS:HD1	14	1.76
(1,37)	1:A:104:ARG:HH22	2:B:99:HIS:HD2	14	1.76
(1,37)	1:A:104:ARG:HH22	2:B:99:HIS:HE1	14	1.76
(1,37)	1:A:104:ARG:HH22	2:B:99:HIS:HE2	14	1.76
(1,37)	1:A:104:ARG:HH22	2:B:99:HIS:N	14	1.76
(1,37)	1:A:104:ARG:HH22	2:B:99:HIS:ND1	14	1.76
(1,37)	1:A:104:ARG:HH22	2:B:99:HIS:NE2	14	1.76
(1,37)	1:A:104:ARG:HH22	2:B:99:HIS:O	14	1.76
(1,37)	1:A:104:ARG:HH22	2:B:101:VAL:C	14	1.76
(1,37)	1:A:104:ARG:HH22	2:B:101:VAL:CA	14	1.76
(1,37)	1:A:104:ARG:HH22	2:B:101:VAL:CB	14	1.76
(1,37)	1:A:104:ARG:HH22	2:B:101:VAL:CG1	14	1.76
(1,37)	1:A:104:ARG:HH22	2:B:101:VAL:CG2	14	1.76
(1,37)	1:A:104:ARG:HH22	2:B:101:VAL:H	14	1.76
(1,37)	1:A:104:ARG:HH22	2:B:101:VAL:HA	14	1.76
(1,37)	1:A:104:ARG:HH22	2:B:101:VAL:HB	14	1.76
(1,37)	1:A:104:ARG:HH22	2:B:101:VAL:HG11	14	1.76
(1,37)	1:A:104:ARG:HH22	2:B:101:VAL:HG12	14	1.76
(1,37)	1:A:104:ARG:HH22	2:B:101:VAL:HG13	14	1.76
(1,37)	1:A:104:ARG:HH22	2:B:101:VAL:HG21	14	1.76
(1,37)	1:A:104:ARG:HH22	2:B:101:VAL:HG22	14	1.76
(1,37)	1:A:104:ARG:HH22	2:B:101:VAL:HG23	14	1.76
(1,37)	1:A:104:ARG:HH22	2:B:101:VAL:N	14	1.76
(1,37)	1:A:104:ARG:HH22	2:B:101:VAL:O	14	1.76
(1,37)	1:A:104:ARG:N	2:B:75:ILE:C	14	1.76
(1,37)	1:A:104:ARG:N	2:B:75:ILE:CA	14	1.76
(1,37)	1:A:104:ARG:N	2:B:75:ILE:CB	14	1.76
(1,37)	1:A:104:ARG:N	2:B:75:ILE:CD1	14	1.76

*Continued on next page...*

*Continued from previous page...*

Key	Atom-1	Atom-2	Model ID	Violation (Å)
(1,37)	1:A:104:ARG:N	2:B:75:ILE:CG1	14	1.76
(1,37)	1:A:104:ARG:N	2:B:75:ILE:CG2	14	1.76
(1,37)	1:A:104:ARG:N	2:B:75:ILE:H	14	1.76
(1,37)	1:A:104:ARG:N	2:B:75:ILE:HA	14	1.76
(1,37)	1:A:104:ARG:N	2:B:75:ILE:HB	14	1.76
(1,37)	1:A:104:ARG:N	2:B:75:ILE:HD11	14	1.76
(1,37)	1:A:104:ARG:N	2:B:75:ILE:HD12	14	1.76
(1,37)	1:A:104:ARG:N	2:B:75:ILE:HD13	14	1.76
(1,37)	1:A:104:ARG:N	2:B:75:ILE:HG12	14	1.76
(1,37)	1:A:104:ARG:N	2:B:75:ILE:HG13	14	1.76
(1,37)	1:A:104:ARG:N	2:B:75:ILE:HG21	14	1.76
(1,37)	1:A:104:ARG:N	2:B:75:ILE:HG22	14	1.76
(1,37)	1:A:104:ARG:N	2:B:75:ILE:HG23	14	1.76
(1,37)	1:A:104:ARG:N	2:B:75:ILE:N	14	1.76
(1,37)	1:A:104:ARG:N	2:B:75:ILE:O	14	1.76
(1,37)	1:A:104:ARG:N	2:B:77:ALA:C	14	1.76
(1,37)	1:A:104:ARG:N	2:B:77:ALA:CA	14	1.76
(1,37)	1:A:104:ARG:N	2:B:77:ALA:CB	14	1.76
(1,37)	1:A:104:ARG:N	2:B:77:ALA:H	14	1.76
(1,37)	1:A:104:ARG:N	2:B:77:ALA:HA	14	1.76
(1,37)	1:A:104:ARG:N	2:B:77:ALA:HB1	14	1.76
(1,37)	1:A:104:ARG:N	2:B:77:ALA:HB2	14	1.76
(1,37)	1:A:104:ARG:N	2:B:77:ALA:HB3	14	1.76
(1,37)	1:A:104:ARG:N	2:B:77:ALA:N	14	1.76
(1,37)	1:A:104:ARG:N	2:B:77:ALA:O	14	1.76
(1,37)	1:A:104:ARG:N	2:B:78:GLY:C	14	1.76
(1,37)	1:A:104:ARG:N	2:B:78:GLY:CA	14	1.76
(1,37)	1:A:104:ARG:N	2:B:78:GLY:H	14	1.76
(1,37)	1:A:104:ARG:N	2:B:78:GLY:HA2	14	1.76
(1,37)	1:A:104:ARG:N	2:B:78:GLY:HA3	14	1.76
(1,37)	1:A:104:ARG:N	2:B:78:GLY:N	14	1.76
(1,37)	1:A:104:ARG:N	2:B:78:GLY:O	14	1.76
(1,37)	1:A:104:ARG:N	2:B:79:LYS:C	14	1.76
(1,37)	1:A:104:ARG:N	2:B:79:LYS:CA	14	1.76
(1,37)	1:A:104:ARG:N	2:B:79:LYS:CB	14	1.76
(1,37)	1:A:104:ARG:N	2:B:79:LYS:CD	14	1.76
(1,37)	1:A:104:ARG:N	2:B:79:LYS:CE	14	1.76
(1,37)	1:A:104:ARG:N	2:B:79:LYS:CG	14	1.76
(1,37)	1:A:104:ARG:N	2:B:79:LYS:H	14	1.76
(1,37)	1:A:104:ARG:N	2:B:79:LYS:HA	14	1.76
(1,37)	1:A:104:ARG:N	2:B:79:LYS:HB2	14	1.76
(1,37)	1:A:104:ARG:N	2:B:79:LYS:HB3	14	1.76

*Continued on next page...*

*Continued from previous page...*

Key	Atom-1	Atom-2	Model ID	Violation (Å)
(1,37)	1:A:104:ARG:N	2:B:79:LYS:HD2	14	1.76
(1,37)	1:A:104:ARG:N	2:B:79:LYS:HD3	14	1.76
(1,37)	1:A:104:ARG:N	2:B:79:LYS:HE2	14	1.76
(1,37)	1:A:104:ARG:N	2:B:79:LYS:HE3	14	1.76
(1,37)	1:A:104:ARG:N	2:B:79:LYS:HG2	14	1.76
(1,37)	1:A:104:ARG:N	2:B:79:LYS:HG3	14	1.76
(1,37)	1:A:104:ARG:N	2:B:79:LYS:HZ1	14	1.76
(1,37)	1:A:104:ARG:N	2:B:79:LYS:HZ2	14	1.76
(1,37)	1:A:104:ARG:N	2:B:79:LYS:HZ3	14	1.76
(1,37)	1:A:104:ARG:N	2:B:79:LYS:N	14	1.76
(1,37)	1:A:104:ARG:N	2:B:79:LYS:NZ	14	1.76
(1,37)	1:A:104:ARG:N	2:B:79:LYS:O	14	1.76
(1,37)	1:A:104:ARG:N	2:B:80:ILE:C	14	1.76
(1,37)	1:A:104:ARG:N	2:B:80:ILE:CA	14	1.76
(1,37)	1:A:104:ARG:N	2:B:80:ILE:CB	14	1.76
(1,37)	1:A:104:ARG:N	2:B:80:ILE:CD1	14	1.76
(1,37)	1:A:104:ARG:N	2:B:80:ILE:CG1	14	1.76
(1,37)	1:A:104:ARG:N	2:B:80:ILE:CG2	14	1.76
(1,37)	1:A:104:ARG:N	2:B:80:ILE:H	14	1.76
(1,37)	1:A:104:ARG:N	2:B:80:ILE:HA	14	1.76
(1,37)	1:A:104:ARG:N	2:B:80:ILE:HB	14	1.76
(1,37)	1:A:104:ARG:N	2:B:80:ILE:HD11	14	1.76
(1,37)	1:A:104:ARG:N	2:B:80:ILE:HD12	14	1.76
(1,37)	1:A:104:ARG:N	2:B:80:ILE:HD13	14	1.76
(1,37)	1:A:104:ARG:N	2:B:80:ILE:HG12	14	1.76
(1,37)	1:A:104:ARG:N	2:B:80:ILE:HG13	14	1.76
(1,37)	1:A:104:ARG:N	2:B:80:ILE:HG21	14	1.76
(1,37)	1:A:104:ARG:N	2:B:80:ILE:HG22	14	1.76
(1,37)	1:A:104:ARG:N	2:B:80:ILE:HG23	14	1.76
(1,37)	1:A:104:ARG:N	2:B:80:ILE:N	14	1.76
(1,37)	1:A:104:ARG:N	2:B:80:ILE:O	14	1.76
(1,37)	1:A:104:ARG:N	2:B:84:GLN:C	14	1.76
(1,37)	1:A:104:ARG:N	2:B:84:GLN:CA	14	1.76
(1,37)	1:A:104:ARG:N	2:B:84:GLN:CB	14	1.76
(1,37)	1:A:104:ARG:N	2:B:84:GLN:CD	14	1.76
(1,37)	1:A:104:ARG:N	2:B:84:GLN:CG	14	1.76
(1,37)	1:A:104:ARG:N	2:B:84:GLN:H	14	1.76
(1,37)	1:A:104:ARG:N	2:B:84:GLN:HA	14	1.76
(1,37)	1:A:104:ARG:N	2:B:84:GLN:HB2	14	1.76
(1,37)	1:A:104:ARG:N	2:B:84:GLN:HB3	14	1.76
(1,37)	1:A:104:ARG:N	2:B:84:GLN:HE21	14	1.76
(1,37)	1:A:104:ARG:N	2:B:84:GLN:HE22	14	1.76

*Continued on next page...*

*Continued from previous page...*

Key	Atom-1	Atom-2	Model ID	Violation (Å)
(1,37)	1:A:104:ARG:N	2:B:84:GLN:HG2	14	1.76
(1,37)	1:A:104:ARG:N	2:B:84:GLN:HG3	14	1.76
(1,37)	1:A:104:ARG:N	2:B:84:GLN:N	14	1.76
(1,37)	1:A:104:ARG:N	2:B:84:GLN:NE2	14	1.76
(1,37)	1:A:104:ARG:N	2:B:84:GLN:O	14	1.76
(1,37)	1:A:104:ARG:N	2:B:84:GLN:OE1	14	1.76
(1,37)	1:A:104:ARG:N	2:B:97:THR:C	14	1.76
(1,37)	1:A:104:ARG:N	2:B:97:THR:CA	14	1.76
(1,37)	1:A:104:ARG:N	2:B:97:THR:CB	14	1.76
(1,37)	1:A:104:ARG:N	2:B:97:THR:CG2	14	1.76
(1,37)	1:A:104:ARG:N	2:B:97:THR:H	14	1.76
(1,37)	1:A:104:ARG:N	2:B:97:THR:HA	14	1.76
(1,37)	1:A:104:ARG:N	2:B:97:THR:HB	14	1.76
(1,37)	1:A:104:ARG:N	2:B:97:THR:HG1	14	1.76
(1,37)	1:A:104:ARG:N	2:B:97:THR:HG21	14	1.76
(1,37)	1:A:104:ARG:N	2:B:97:THR:HG22	14	1.76
(1,37)	1:A:104:ARG:N	2:B:97:THR:HG23	14	1.76
(1,37)	1:A:104:ARG:N	2:B:97:THR:N	14	1.76
(1,37)	1:A:104:ARG:N	2:B:97:THR:O	14	1.76
(1,37)	1:A:104:ARG:N	2:B:97:THR:OG1	14	1.76
(1,37)	1:A:104:ARG:N	2:B:99:HIS:C	14	1.76
(1,37)	1:A:104:ARG:N	2:B:99:HIS:CA	14	1.76
(1,37)	1:A:104:ARG:N	2:B:99:HIS:CB	14	1.76
(1,37)	1:A:104:ARG:N	2:B:99:HIS:CD2	14	1.76
(1,37)	1:A:104:ARG:N	2:B:99:HIS:CE1	14	1.76
(1,37)	1:A:104:ARG:N	2:B:99:HIS:CG	14	1.76
(1,37)	1:A:104:ARG:N	2:B:99:HIS:H	14	1.76
(1,37)	1:A:104:ARG:N	2:B:99:HIS:HA	14	1.76
(1,37)	1:A:104:ARG:N	2:B:99:HIS:HB2	14	1.76
(1,37)	1:A:104:ARG:N	2:B:99:HIS:HB3	14	1.76
(1,37)	1:A:104:ARG:N	2:B:99:HIS:HD1	14	1.76
(1,37)	1:A:104:ARG:N	2:B:99:HIS:HD2	14	1.76
(1,37)	1:A:104:ARG:N	2:B:99:HIS:HE1	14	1.76
(1,37)	1:A:104:ARG:N	2:B:99:HIS:HE2	14	1.76
(1,37)	1:A:104:ARG:N	2:B:99:HIS:N	14	1.76
(1,37)	1:A:104:ARG:N	2:B:99:HIS:ND1	14	1.76
(1,37)	1:A:104:ARG:N	2:B:99:HIS:NE2	14	1.76
(1,37)	1:A:104:ARG:N	2:B:99:HIS:O	14	1.76
(1,37)	1:A:104:ARG:N	2:B:101:VAL:C	14	1.76
(1,37)	1:A:104:ARG:N	2:B:101:VAL:CA	14	1.76
(1,37)	1:A:104:ARG:N	2:B:101:VAL:CB	14	1.76
(1,37)	1:A:104:ARG:N	2:B:101:VAL:CG1	14	1.76

*Continued on next page...*



*Continued from previous page...*

Key	Atom-1	Atom-2	Model ID	Violation (Å)
(1,37)	1:A:104:ARG:N	2:B:101:VAL:CG2	14	1.76
(1,37)	1:A:104:ARG:N	2:B:101:VAL:H	14	1.76
(1,37)	1:A:104:ARG:N	2:B:101:VAL:HA	14	1.76
(1,37)	1:A:104:ARG:N	2:B:101:VAL:HB	14	1.76
(1,37)	1:A:104:ARG:N	2:B:101:VAL:HG11	14	1.76
(1,37)	1:A:104:ARG:N	2:B:101:VAL:HG12	14	1.76
(1,37)	1:A:104:ARG:N	2:B:101:VAL:HG13	14	1.76
(1,37)	1:A:104:ARG:N	2:B:101:VAL:HG21	14	1.76
(1,37)	1:A:104:ARG:N	2:B:101:VAL:HG22	14	1.76
(1,37)	1:A:104:ARG:N	2:B:101:VAL:HG23	14	1.76
(1,37)	1:A:104:ARG:N	2:B:101:VAL:N	14	1.76
(1,37)	1:A:104:ARG:N	2:B:101:VAL:O	14	1.76
(1,37)	1:A:104:ARG:NE	2:B:75:ILE:C	14	1.76
(1,37)	1:A:104:ARG:NE	2:B:75:ILE:CA	14	1.76
(1,37)	1:A:104:ARG:NE	2:B:75:ILE:CB	14	1.76
(1,37)	1:A:104:ARG:NE	2:B:75:ILE:CD1	14	1.76
(1,37)	1:A:104:ARG:NE	2:B:75:ILE:CG1	14	1.76
(1,37)	1:A:104:ARG:NE	2:B:75:ILE:CG2	14	1.76
(1,37)	1:A:104:ARG:NE	2:B:75:ILE:H	14	1.76
(1,37)	1:A:104:ARG:NE	2:B:75:ILE:HA	14	1.76
(1,37)	1:A:104:ARG:NE	2:B:75:ILE:HB	14	1.76
(1,37)	1:A:104:ARG:NE	2:B:75:ILE:HD11	14	1.76
(1,37)	1:A:104:ARG:NE	2:B:75:ILE:HD12	14	1.76
(1,37)	1:A:104:ARG:NE	2:B:75:ILE:HD13	14	1.76
(1,37)	1:A:104:ARG:NE	2:B:75:ILE:HG12	14	1.76
(1,37)	1:A:104:ARG:NE	2:B:75:ILE:HG13	14	1.76
(1,37)	1:A:104:ARG:NE	2:B:75:ILE:HG21	14	1.76
(1,37)	1:A:104:ARG:NE	2:B:75:ILE:HG22	14	1.76
(1,37)	1:A:104:ARG:NE	2:B:75:ILE:HG23	14	1.76
(1,37)	1:A:104:ARG:NE	2:B:75:ILE:N	14	1.76
(1,37)	1:A:104:ARG:NE	2:B:75:ILE:O	14	1.76
(1,37)	1:A:104:ARG:NE	2:B:77:ALA:C	14	1.76
(1,37)	1:A:104:ARG:NE	2:B:77:ALA:CA	14	1.76
(1,37)	1:A:104:ARG:NE	2:B:77:ALA:CB	14	1.76
(1,37)	1:A:104:ARG:NE	2:B:77:ALA:H	14	1.76
(1,37)	1:A:104:ARG:NE	2:B:77:ALA:HA	14	1.76
(1,37)	1:A:104:ARG:NE	2:B:77:ALA:HB1	14	1.76
(1,37)	1:A:104:ARG:NE	2:B:77:ALA:HB2	14	1.76
(1,37)	1:A:104:ARG:NE	2:B:77:ALA:HB3	14	1.76
(1,37)	1:A:104:ARG:NE	2:B:77:ALA:N	14	1.76
(1,37)	1:A:104:ARG:NE	2:B:77:ALA:O	14	1.76
(1,37)	1:A:104:ARG:NE	2:B:78:GLY:C	14	1.76

*Continued on next page...*

*Continued from previous page...*

Key	Atom-1	Atom-2	Model ID	Violation (Å)
(1,37)	1:A:104:ARG:NE	2:B:78:GLY:CA	14	1.76
(1,37)	1:A:104:ARG:NE	2:B:78:GLY:H	14	1.76
(1,37)	1:A:104:ARG:NE	2:B:78:GLY:HA2	14	1.76
(1,37)	1:A:104:ARG:NE	2:B:78:GLY:HA3	14	1.76
(1,37)	1:A:104:ARG:NE	2:B:78:GLY:N	14	1.76
(1,37)	1:A:104:ARG:NE	2:B:78:GLY:O	14	1.76
(1,37)	1:A:104:ARG:NE	2:B:79:LYS:C	14	1.76
(1,37)	1:A:104:ARG:NE	2:B:79:LYS:CA	14	1.76
(1,37)	1:A:104:ARG:NE	2:B:79:LYS:CB	14	1.76
(1,37)	1:A:104:ARG:NE	2:B:79:LYS:CD	14	1.76
(1,37)	1:A:104:ARG:NE	2:B:79:LYS:CE	14	1.76
(1,37)	1:A:104:ARG:NE	2:B:79:LYS:CG	14	1.76
(1,37)	1:A:104:ARG:NE	2:B:79:LYS:H	14	1.76
(1,37)	1:A:104:ARG:NE	2:B:79:LYS:HA	14	1.76
(1,37)	1:A:104:ARG:NE	2:B:79:LYS:HB2	14	1.76
(1,37)	1:A:104:ARG:NE	2:B:79:LYS:HB3	14	1.76
(1,37)	1:A:104:ARG:NE	2:B:79:LYS:HD2	14	1.76
(1,37)	1:A:104:ARG:NE	2:B:79:LYS:HD3	14	1.76
(1,37)	1:A:104:ARG:NE	2:B:79:LYS:HE2	14	1.76
(1,37)	1:A:104:ARG:NE	2:B:79:LYS:HE3	14	1.76
(1,37)	1:A:104:ARG:NE	2:B:79:LYS:HG2	14	1.76
(1,37)	1:A:104:ARG:NE	2:B:79:LYS:HG3	14	1.76
(1,37)	1:A:104:ARG:NE	2:B:79:LYS:HZ1	14	1.76
(1,37)	1:A:104:ARG:NE	2:B:79:LYS:HZ2	14	1.76
(1,37)	1:A:104:ARG:NE	2:B:79:LYS:HZ3	14	1.76
(1,37)	1:A:104:ARG:NE	2:B:79:LYS:N	14	1.76
(1,37)	1:A:104:ARG:NE	2:B:79:LYS:NZ	14	1.76
(1,37)	1:A:104:ARG:NE	2:B:79:LYS:O	14	1.76
(1,37)	1:A:104:ARG:NE	2:B:80:ILE:C	14	1.76
(1,37)	1:A:104:ARG:NE	2:B:80:ILE:CA	14	1.76
(1,37)	1:A:104:ARG:NE	2:B:80:ILE:CB	14	1.76
(1,37)	1:A:104:ARG:NE	2:B:80:ILE:CD1	14	1.76
(1,37)	1:A:104:ARG:NE	2:B:80:ILE:CG1	14	1.76
(1,37)	1:A:104:ARG:NE	2:B:80:ILE:CG2	14	1.76
(1,37)	1:A:104:ARG:NE	2:B:80:ILE:H	14	1.76
(1,37)	1:A:104:ARG:NE	2:B:80:ILE:HA	14	1.76
(1,37)	1:A:104:ARG:NE	2:B:80:ILE:HB	14	1.76
(1,37)	1:A:104:ARG:NE	2:B:80:ILE:HD11	14	1.76
(1,37)	1:A:104:ARG:NE	2:B:80:ILE:HD12	14	1.76
(1,37)	1:A:104:ARG:NE	2:B:80:ILE:HD13	14	1.76
(1,37)	1:A:104:ARG:NE	2:B:80:ILE:HG12	14	1.76
(1,37)	1:A:104:ARG:NE	2:B:80:ILE:HG13	14	1.76

*Continued on next page...*

*Continued from previous page...*

Key	Atom-1	Atom-2	Model ID	Violation (Å)
(1,37)	1:A:104:ARG:NE	2:B:80:ILE:HG21	14	1.76
(1,37)	1:A:104:ARG:NE	2:B:80:ILE:HG22	14	1.76
(1,37)	1:A:104:ARG:NE	2:B:80:ILE:HG23	14	1.76
(1,37)	1:A:104:ARG:NE	2:B:80:ILE:N	14	1.76
(1,37)	1:A:104:ARG:NE	2:B:80:ILE:O	14	1.76
(1,37)	1:A:104:ARG:NE	2:B:84:GLN:C	14	1.76
(1,37)	1:A:104:ARG:NE	2:B:84:GLN:CA	14	1.76
(1,37)	1:A:104:ARG:NE	2:B:84:GLN:CB	14	1.76
(1,37)	1:A:104:ARG:NE	2:B:84:GLN:CD	14	1.76
(1,37)	1:A:104:ARG:NE	2:B:84:GLN:CG	14	1.76
(1,37)	1:A:104:ARG:NE	2:B:84:GLN:H	14	1.76
(1,37)	1:A:104:ARG:NE	2:B:84:GLN:HA	14	1.76
(1,37)	1:A:104:ARG:NE	2:B:84:GLN:HB2	14	1.76
(1,37)	1:A:104:ARG:NE	2:B:84:GLN:HB3	14	1.76
(1,37)	1:A:104:ARG:NE	2:B:84:GLN:HE21	14	1.76
(1,37)	1:A:104:ARG:NE	2:B:84:GLN:HE22	14	1.76
(1,37)	1:A:104:ARG:NE	2:B:84:GLN:HG2	14	1.76
(1,37)	1:A:104:ARG:NE	2:B:84:GLN:HG3	14	1.76
(1,37)	1:A:104:ARG:NE	2:B:84:GLN:N	14	1.76
(1,37)	1:A:104:ARG:NE	2:B:84:GLN:NE2	14	1.76
(1,37)	1:A:104:ARG:NE	2:B:84:GLN:O	14	1.76
(1,37)	1:A:104:ARG:NE	2:B:84:GLN:OE1	14	1.76
(1,37)	1:A:104:ARG:NE	2:B:97:THR:C	14	1.76
(1,37)	1:A:104:ARG:NE	2:B:97:THR:CA	14	1.76
(1,37)	1:A:104:ARG:NE	2:B:97:THR:CB	14	1.76
(1,37)	1:A:104:ARG:NE	2:B:97:THR:CG2	14	1.76
(1,37)	1:A:104:ARG:NE	2:B:97:THR:H	14	1.76
(1,37)	1:A:104:ARG:NE	2:B:97:THR:HA	14	1.76
(1,37)	1:A:104:ARG:NE	2:B:97:THR:HB	14	1.76
(1,37)	1:A:104:ARG:NE	2:B:97:THR:HG1	14	1.76
(1,37)	1:A:104:ARG:NE	2:B:97:THR:HG21	14	1.76
(1,37)	1:A:104:ARG:NE	2:B:97:THR:HG22	14	1.76
(1,37)	1:A:104:ARG:NE	2:B:97:THR:HG23	14	1.76
(1,37)	1:A:104:ARG:NE	2:B:97:THR:N	14	1.76
(1,37)	1:A:104:ARG:NE	2:B:97:THR:O	14	1.76
(1,37)	1:A:104:ARG:NE	2:B:97:THR:OG1	14	1.76
(1,37)	1:A:104:ARG:NE	2:B:99:HIS:C	14	1.76
(1,37)	1:A:104:ARG:NE	2:B:99:HIS:CA	14	1.76
(1,37)	1:A:104:ARG:NE	2:B:99:HIS:CB	14	1.76
(1,37)	1:A:104:ARG:NE	2:B:99:HIS:CD2	14	1.76
(1,37)	1:A:104:ARG:NE	2:B:99:HIS:CE1	14	1.76
(1,37)	1:A:104:ARG:NE	2:B:99:HIS:CG	14	1.76

*Continued on next page...*

*Continued from previous page...*

Key	Atom-1	Atom-2	Model ID	Violation (Å)
(1,37)	1:A:104:ARG:NE	2:B:99:HIS:H	14	1.76
(1,37)	1:A:104:ARG:NE	2:B:99:HIS:HA	14	1.76
(1,37)	1:A:104:ARG:NE	2:B:99:HIS:HB2	14	1.76
(1,37)	1:A:104:ARG:NE	2:B:99:HIS:HB3	14	1.76
(1,37)	1:A:104:ARG:NE	2:B:99:HIS:HD1	14	1.76
(1,37)	1:A:104:ARG:NE	2:B:99:HIS:HD2	14	1.76
(1,37)	1:A:104:ARG:NE	2:B:99:HIS:HE1	14	1.76
(1,37)	1:A:104:ARG:NE	2:B:99:HIS:HE2	14	1.76
(1,37)	1:A:104:ARG:NE	2:B:99:HIS:N	14	1.76
(1,37)	1:A:104:ARG:NE	2:B:99:HIS:ND1	14	1.76
(1,37)	1:A:104:ARG:NE	2:B:99:HIS:NE2	14	1.76
(1,37)	1:A:104:ARG:NE	2:B:99:HIS:O	14	1.76
(1,37)	1:A:104:ARG:NE	2:B:101:VAL:C	14	1.76
(1,37)	1:A:104:ARG:NE	2:B:101:VAL:CA	14	1.76
(1,37)	1:A:104:ARG:NE	2:B:101:VAL:CB	14	1.76
(1,37)	1:A:104:ARG:NE	2:B:101:VAL:CG1	14	1.76
(1,37)	1:A:104:ARG:NE	2:B:101:VAL:CG2	14	1.76
(1,37)	1:A:104:ARG:NE	2:B:101:VAL:H	14	1.76
(1,37)	1:A:104:ARG:NE	2:B:101:VAL:HA	14	1.76
(1,37)	1:A:104:ARG:NE	2:B:101:VAL:HB	14	1.76
(1,37)	1:A:104:ARG:NE	2:B:101:VAL:HG11	14	1.76
(1,37)	1:A:104:ARG:NE	2:B:101:VAL:HG12	14	1.76
(1,37)	1:A:104:ARG:NE	2:B:101:VAL:HG13	14	1.76
(1,37)	1:A:104:ARG:NE	2:B:101:VAL:HG21	14	1.76
(1,37)	1:A:104:ARG:NE	2:B:101:VAL:HG22	14	1.76
(1,37)	1:A:104:ARG:NE	2:B:101:VAL:HG23	14	1.76
(1,37)	1:A:104:ARG:NE	2:B:101:VAL:N	14	1.76
(1,37)	1:A:104:ARG:NE	2:B:101:VAL:O	14	1.76
(1,37)	1:A:104:ARG:NH1	2:B:75:ILE:C	14	1.76
(1,37)	1:A:104:ARG:NH1	2:B:75:ILE:CA	14	1.76
(1,37)	1:A:104:ARG:NH1	2:B:75:ILE:CB	14	1.76
(1,37)	1:A:104:ARG:NH1	2:B:75:ILE:CD1	14	1.76
(1,37)	1:A:104:ARG:NH1	2:B:75:ILE:CG1	14	1.76
(1,37)	1:A:104:ARG:NH1	2:B:75:ILE:CG2	14	1.76
(1,37)	1:A:104:ARG:NH1	2:B:75:ILE:H	14	1.76
(1,37)	1:A:104:ARG:NH1	2:B:75:ILE:HA	14	1.76
(1,37)	1:A:104:ARG:NH1	2:B:75:ILE:HB	14	1.76
(1,37)	1:A:104:ARG:NH1	2:B:75:ILE:HD11	14	1.76
(1,37)	1:A:104:ARG:NH1	2:B:75:ILE:HD12	14	1.76
(1,37)	1:A:104:ARG:NH1	2:B:75:ILE:HD13	14	1.76
(1,37)	1:A:104:ARG:NH1	2:B:75:ILE:HG12	14	1.76
(1,37)	1:A:104:ARG:NH1	2:B:75:ILE:HG13	14	1.76

*Continued on next page...*

*Continued from previous page...*

Key	Atom-1	Atom-2	Model ID	Violation (Å)
(1,37)	1:A:104:ARG:NH1	2:B:75:ILE:HG21	14	1.76
(1,37)	1:A:104:ARG:NH1	2:B:75:ILE:HG22	14	1.76
(1,37)	1:A:104:ARG:NH1	2:B:75:ILE:HG23	14	1.76
(1,37)	1:A:104:ARG:NH1	2:B:75:ILE:N	14	1.76
(1,37)	1:A:104:ARG:NH1	2:B:75:ILE:O	14	1.76
(1,37)	1:A:104:ARG:NH1	2:B:77:ALA:C	14	1.76
(1,37)	1:A:104:ARG:NH1	2:B:77:ALA:CA	14	1.76
(1,37)	1:A:104:ARG:NH1	2:B:77:ALA:CB	14	1.76
(1,37)	1:A:104:ARG:NH1	2:B:77:ALA:H	14	1.76
(1,37)	1:A:104:ARG:NH1	2:B:77:ALA:HA	14	1.76
(1,37)	1:A:104:ARG:NH1	2:B:77:ALA:HB1	14	1.76
(1,37)	1:A:104:ARG:NH1	2:B:77:ALA:HB2	14	1.76
(1,37)	1:A:104:ARG:NH1	2:B:77:ALA:HB3	14	1.76
(1,37)	1:A:104:ARG:NH1	2:B:77:ALA:N	14	1.76
(1,37)	1:A:104:ARG:NH1	2:B:77:ALA:O	14	1.76
(1,37)	1:A:104:ARG:NH1	2:B:78:GLY:C	14	1.76
(1,37)	1:A:104:ARG:NH1	2:B:78:GLY:CA	14	1.76
(1,37)	1:A:104:ARG:NH1	2:B:78:GLY:H	14	1.76
(1,37)	1:A:104:ARG:NH1	2:B:78:GLY:HA2	14	1.76
(1,37)	1:A:104:ARG:NH1	2:B:78:GLY:HA3	14	1.76
(1,37)	1:A:104:ARG:NH1	2:B:78:GLY:N	14	1.76
(1,37)	1:A:104:ARG:NH1	2:B:78:GLY:O	14	1.76
(1,37)	1:A:104:ARG:NH1	2:B:79:LYS:C	14	1.76
(1,37)	1:A:104:ARG:NH1	2:B:79:LYS:CA	14	1.76
(1,37)	1:A:104:ARG:NH1	2:B:79:LYS:CB	14	1.76
(1,37)	1:A:104:ARG:NH1	2:B:79:LYS:CD	14	1.76
(1,37)	1:A:104:ARG:NH1	2:B:79:LYS:CE	14	1.76
(1,37)	1:A:104:ARG:NH1	2:B:79:LYS:CG	14	1.76
(1,37)	1:A:104:ARG:NH1	2:B:79:LYS:H	14	1.76
(1,37)	1:A:104:ARG:NH1	2:B:79:LYS:HA	14	1.76
(1,37)	1:A:104:ARG:NH1	2:B:79:LYS:HB2	14	1.76
(1,37)	1:A:104:ARG:NH1	2:B:79:LYS:HB3	14	1.76
(1,37)	1:A:104:ARG:NH1	2:B:79:LYS:HD2	14	1.76
(1,37)	1:A:104:ARG:NH1	2:B:79:LYS:HD3	14	1.76
(1,37)	1:A:104:ARG:NH1	2:B:79:LYS:HE2	14	1.76
(1,37)	1:A:104:ARG:NH1	2:B:79:LYS:HE3	14	1.76
(1,37)	1:A:104:ARG:NH1	2:B:79:LYS:HG2	14	1.76
(1,37)	1:A:104:ARG:NH1	2:B:79:LYS:HG3	14	1.76
(1,37)	1:A:104:ARG:NH1	2:B:79:LYS:HZ1	14	1.76
(1,37)	1:A:104:ARG:NH1	2:B:79:LYS:HZ2	14	1.76
(1,37)	1:A:104:ARG:NH1	2:B:79:LYS:HZ3	14	1.76
(1,37)	1:A:104:ARG:NH1	2:B:79:LYS:N	14	1.76

*Continued on next page...*

*Continued from previous page...*

Key	Atom-1	Atom-2	Model ID	Violation (Å)
(1,37)	1:A:104:ARG:NH1	2:B:79:LYS:NZ	14	1.76
(1,37)	1:A:104:ARG:NH1	2:B:79:LYS:O	14	1.76
(1,37)	1:A:104:ARG:NH1	2:B:80:ILE:C	14	1.76
(1,37)	1:A:104:ARG:NH1	2:B:80:ILE:CA	14	1.76
(1,37)	1:A:104:ARG:NH1	2:B:80:ILE:CB	14	1.76
(1,37)	1:A:104:ARG:NH1	2:B:80:ILE:CD1	14	1.76
(1,37)	1:A:104:ARG:NH1	2:B:80:ILE:CG1	14	1.76
(1,37)	1:A:104:ARG:NH1	2:B:80:ILE:CG2	14	1.76
(1,37)	1:A:104:ARG:NH1	2:B:80:ILE:H	14	1.76
(1,37)	1:A:104:ARG:NH1	2:B:80:ILE:HA	14	1.76
(1,37)	1:A:104:ARG:NH1	2:B:80:ILE:HB	14	1.76
(1,37)	1:A:104:ARG:NH1	2:B:80:ILE:HD11	14	1.76
(1,37)	1:A:104:ARG:NH1	2:B:80:ILE:HD12	14	1.76
(1,37)	1:A:104:ARG:NH1	2:B:80:ILE:HD13	14	1.76
(1,37)	1:A:104:ARG:NH1	2:B:80:ILE:HG12	14	1.76
(1,37)	1:A:104:ARG:NH1	2:B:80:ILE:HG13	14	1.76
(1,37)	1:A:104:ARG:NH1	2:B:80:ILE:HG21	14	1.76
(1,37)	1:A:104:ARG:NH1	2:B:80:ILE:HG22	14	1.76
(1,37)	1:A:104:ARG:NH1	2:B:80:ILE:HG23	14	1.76
(1,37)	1:A:104:ARG:NH1	2:B:80:ILE:N	14	1.76
(1,37)	1:A:104:ARG:NH1	2:B:80:ILE:O	14	1.76
(1,37)	1:A:104:ARG:NH1	2:B:84:GLN:C	14	1.76
(1,37)	1:A:104:ARG:NH1	2:B:84:GLN:CA	14	1.76
(1,37)	1:A:104:ARG:NH1	2:B:84:GLN:CB	14	1.76
(1,37)	1:A:104:ARG:NH1	2:B:84:GLN:CD	14	1.76
(1,37)	1:A:104:ARG:NH1	2:B:84:GLN:CG	14	1.76
(1,37)	1:A:104:ARG:NH1	2:B:84:GLN:H	14	1.76
(1,37)	1:A:104:ARG:NH1	2:B:84:GLN:HA	14	1.76
(1,37)	1:A:104:ARG:NH1	2:B:84:GLN:HB2	14	1.76
(1,37)	1:A:104:ARG:NH1	2:B:84:GLN:HB3	14	1.76
(1,37)	1:A:104:ARG:NH1	2:B:84:GLN:HE21	14	1.76
(1,37)	1:A:104:ARG:NH1	2:B:84:GLN:HE22	14	1.76
(1,37)	1:A:104:ARG:NH1	2:B:84:GLN:HG2	14	1.76
(1,37)	1:A:104:ARG:NH1	2:B:84:GLN:HG3	14	1.76
(1,37)	1:A:104:ARG:NH1	2:B:84:GLN:N	14	1.76
(1,37)	1:A:104:ARG:NH1	2:B:84:GLN:NE2	14	1.76
(1,37)	1:A:104:ARG:NH1	2:B:84:GLN:O	14	1.76
(1,37)	1:A:104:ARG:NH1	2:B:84:GLN:OE1	14	1.76
(1,37)	1:A:104:ARG:NH1	2:B:97:THR:C	14	1.76
(1,37)	1:A:104:ARG:NH1	2:B:97:THR:CA	14	1.76
(1,37)	1:A:104:ARG:NH1	2:B:97:THR:CB	14	1.76
(1,37)	1:A:104:ARG:NH1	2:B:97:THR:CG2	14	1.76

*Continued on next page...*

*Continued from previous page...*

Key	Atom-1	Atom-2	Model ID	Violation (Å)
(1,37)	1:A:104:ARG:NH1	2:B:97:THR:H	14	1.76
(1,37)	1:A:104:ARG:NH1	2:B:97:THR:HA	14	1.76
(1,37)	1:A:104:ARG:NH1	2:B:97:THR:HB	14	1.76
(1,37)	1:A:104:ARG:NH1	2:B:97:THR:HG1	14	1.76
(1,37)	1:A:104:ARG:NH1	2:B:97:THR:HG21	14	1.76
(1,37)	1:A:104:ARG:NH1	2:B:97:THR:HG22	14	1.76
(1,37)	1:A:104:ARG:NH1	2:B:97:THR:HG23	14	1.76
(1,37)	1:A:104:ARG:NH1	2:B:97:THR:N	14	1.76
(1,37)	1:A:104:ARG:NH1	2:B:97:THR:O	14	1.76
(1,37)	1:A:104:ARG:NH1	2:B:97:THR:OG1	14	1.76
(1,37)	1:A:104:ARG:NH1	2:B:99:HIS:C	14	1.76
(1,37)	1:A:104:ARG:NH1	2:B:99:HIS:CA	14	1.76
(1,37)	1:A:104:ARG:NH1	2:B:99:HIS:CB	14	1.76
(1,37)	1:A:104:ARG:NH1	2:B:99:HIS:CD2	14	1.76
(1,37)	1:A:104:ARG:NH1	2:B:99:HIS:CE1	14	1.76
(1,37)	1:A:104:ARG:NH1	2:B:99:HIS:CG	14	1.76
(1,37)	1:A:104:ARG:NH1	2:B:99:HIS:H	14	1.76
(1,37)	1:A:104:ARG:NH1	2:B:99:HIS:HA	14	1.76
(1,37)	1:A:104:ARG:NH1	2:B:99:HIS:HB2	14	1.76
(1,37)	1:A:104:ARG:NH1	2:B:99:HIS:HB3	14	1.76
(1,37)	1:A:104:ARG:NH1	2:B:99:HIS:HD1	14	1.76
(1,37)	1:A:104:ARG:NH1	2:B:99:HIS:HD2	14	1.76
(1,37)	1:A:104:ARG:NH1	2:B:99:HIS:HE1	14	1.76
(1,37)	1:A:104:ARG:NH1	2:B:99:HIS:HE2	14	1.76
(1,37)	1:A:104:ARG:NH1	2:B:99:HIS:N	14	1.76
(1,37)	1:A:104:ARG:NH1	2:B:99:HIS:ND1	14	1.76
(1,37)	1:A:104:ARG:NH1	2:B:99:HIS:NE2	14	1.76
(1,37)	1:A:104:ARG:NH1	2:B:99:HIS:O	14	1.76
(1,37)	1:A:104:ARG:NH1	2:B:101:VAL:C	14	1.76
(1,37)	1:A:104:ARG:NH1	2:B:101:VAL:CA	14	1.76
(1,37)	1:A:104:ARG:NH1	2:B:101:VAL:CB	14	1.76
(1,37)	1:A:104:ARG:NH1	2:B:101:VAL:CG1	14	1.76
(1,37)	1:A:104:ARG:NH1	2:B:101:VAL:CG2	14	1.76
(1,37)	1:A:104:ARG:NH1	2:B:101:VAL:H	14	1.76
(1,37)	1:A:104:ARG:NH1	2:B:101:VAL:HA	14	1.76
(1,37)	1:A:104:ARG:NH1	2:B:101:VAL:HB	14	1.76
(1,37)	1:A:104:ARG:NH1	2:B:101:VAL:HG11	14	1.76
(1,37)	1:A:104:ARG:NH1	2:B:101:VAL:HG12	14	1.76
(1,37)	1:A:104:ARG:NH1	2:B:101:VAL:HG13	14	1.76
(1,37)	1:A:104:ARG:NH1	2:B:101:VAL:HG21	14	1.76
(1,37)	1:A:104:ARG:NH1	2:B:101:VAL:HG22	14	1.76
(1,37)	1:A:104:ARG:NH1	2:B:101:VAL:HG23	14	1.76

*Continued on next page...*

*Continued from previous page...*

Key	Atom-1	Atom-2	Model ID	Violation (Å)
(1,37)	1:A:104:ARG:NH1	2:B:101:VAL:N	14	1.76
(1,37)	1:A:104:ARG:NH1	2:B:101:VAL:O	14	1.76
(1,37)	1:A:104:ARG:NH2	2:B:75:ILE:C	14	1.76
(1,37)	1:A:104:ARG:NH2	2:B:75:ILE:CA	14	1.76
(1,37)	1:A:104:ARG:NH2	2:B:75:ILE:CB	14	1.76
(1,37)	1:A:104:ARG:NH2	2:B:75:ILE:CD1	14	1.76
(1,37)	1:A:104:ARG:NH2	2:B:75:ILE:CG1	14	1.76
(1,37)	1:A:104:ARG:NH2	2:B:75:ILE:CG2	14	1.76
(1,37)	1:A:104:ARG:NH2	2:B:75:ILE:H	14	1.76
(1,37)	1:A:104:ARG:NH2	2:B:75:ILE:HA	14	1.76
(1,37)	1:A:104:ARG:NH2	2:B:75:ILE:HB	14	1.76
(1,37)	1:A:104:ARG:NH2	2:B:75:ILE:HD11	14	1.76
(1,37)	1:A:104:ARG:NH2	2:B:75:ILE:HD12	14	1.76
(1,37)	1:A:104:ARG:NH2	2:B:75:ILE:HD13	14	1.76
(1,37)	1:A:104:ARG:NH2	2:B:75:ILE:HG12	14	1.76
(1,37)	1:A:104:ARG:NH2	2:B:75:ILE:HG13	14	1.76
(1,37)	1:A:104:ARG:NH2	2:B:75:ILE:HG21	14	1.76
(1,37)	1:A:104:ARG:NH2	2:B:75:ILE:HG22	14	1.76
(1,37)	1:A:104:ARG:NH2	2:B:75:ILE:HG23	14	1.76
(1,37)	1:A:104:ARG:NH2	2:B:75:ILE:N	14	1.76
(1,37)	1:A:104:ARG:NH2	2:B:75:ILE:O	14	1.76
(1,37)	1:A:104:ARG:NH2	2:B:77:ALA:C	14	1.76
(1,37)	1:A:104:ARG:NH2	2:B:77:ALA:CA	14	1.76
(1,37)	1:A:104:ARG:NH2	2:B:77:ALA:CB	14	1.76
(1,37)	1:A:104:ARG:NH2	2:B:77:ALA:H	14	1.76
(1,37)	1:A:104:ARG:NH2	2:B:77:ALA:HA	14	1.76
(1,37)	1:A:104:ARG:NH2	2:B:77:ALA:HB1	14	1.76
(1,37)	1:A:104:ARG:NH2	2:B:77:ALA:HB2	14	1.76
(1,37)	1:A:104:ARG:NH2	2:B:77:ALA:HB3	14	1.76
(1,37)	1:A:104:ARG:NH2	2:B:77:ALA:N	14	1.76
(1,37)	1:A:104:ARG:NH2	2:B:77:ALA:O	14	1.76
(1,37)	1:A:104:ARG:NH2	2:B:78:GLY:C	14	1.76
(1,37)	1:A:104:ARG:NH2	2:B:78:GLY:CA	14	1.76
(1,37)	1:A:104:ARG:NH2	2:B:78:GLY:H	14	1.76
(1,37)	1:A:104:ARG:NH2	2:B:78:GLY:HA2	14	1.76
(1,37)	1:A:104:ARG:NH2	2:B:78:GLY:HA3	14	1.76
(1,37)	1:A:104:ARG:NH2	2:B:78:GLY:N	14	1.76
(1,37)	1:A:104:ARG:NH2	2:B:78:GLY:O	14	1.76
(1,37)	1:A:104:ARG:NH2	2:B:79:LYS:C	14	1.76
(1,37)	1:A:104:ARG:NH2	2:B:79:LYS:CA	14	1.76
(1,37)	1:A:104:ARG:NH2	2:B:79:LYS:CB	14	1.76
(1,37)	1:A:104:ARG:NH2	2:B:79:LYS:CD	14	1.76

*Continued on next page...*



*Continued from previous page...*

Key	Atom-1	Atom-2	Model ID	Violation (Å)
(1,37)	1:A:104:ARG:NH2	2:B:79:LYS:CE	14	1.76
(1,37)	1:A:104:ARG:NH2	2:B:79:LYS:CG	14	1.76
(1,37)	1:A:104:ARG:NH2	2:B:79:LYS:H	14	1.76
(1,37)	1:A:104:ARG:NH2	2:B:79:LYS:HA	14	1.76
(1,37)	1:A:104:ARG:NH2	2:B:79:LYS:HB2	14	1.76
(1,37)	1:A:104:ARG:NH2	2:B:79:LYS:HB3	14	1.76
(1,37)	1:A:104:ARG:NH2	2:B:79:LYS:HD2	14	1.76
(1,37)	1:A:104:ARG:NH2	2:B:79:LYS:HD3	14	1.76
(1,37)	1:A:104:ARG:NH2	2:B:79:LYS:HE2	14	1.76
(1,37)	1:A:104:ARG:NH2	2:B:79:LYS:HE3	14	1.76
(1,37)	1:A:104:ARG:NH2	2:B:79:LYS:HG2	14	1.76
(1,37)	1:A:104:ARG:NH2	2:B:79:LYS:HG3	14	1.76
(1,37)	1:A:104:ARG:NH2	2:B:79:LYS:HZ1	14	1.76
(1,37)	1:A:104:ARG:NH2	2:B:79:LYS:HZ2	14	1.76
(1,37)	1:A:104:ARG:NH2	2:B:79:LYS:HZ3	14	1.76
(1,37)	1:A:104:ARG:NH2	2:B:79:LYS:N	14	1.76
(1,37)	1:A:104:ARG:NH2	2:B:79:LYS:NZ	14	1.76
(1,37)	1:A:104:ARG:NH2	2:B:79:LYS:O	14	1.76
(1,37)	1:A:104:ARG:NH2	2:B:80:ILE:C	14	1.76
(1,37)	1:A:104:ARG:NH2	2:B:80:ILE:CA	14	1.76
(1,37)	1:A:104:ARG:NH2	2:B:80:ILE:CB	14	1.76
(1,37)	1:A:104:ARG:NH2	2:B:80:ILE:CD1	14	1.76
(1,37)	1:A:104:ARG:NH2	2:B:80:ILE:CG1	14	1.76
(1,37)	1:A:104:ARG:NH2	2:B:80:ILE:CG2	14	1.76
(1,37)	1:A:104:ARG:NH2	2:B:80:ILE:H	14	1.76
(1,37)	1:A:104:ARG:NH2	2:B:80:ILE:HA	14	1.76
(1,37)	1:A:104:ARG:NH2	2:B:80:ILE:HB	14	1.76
(1,37)	1:A:104:ARG:NH2	2:B:80:ILE:HD11	14	1.76
(1,37)	1:A:104:ARG:NH2	2:B:80:ILE:HD12	14	1.76
(1,37)	1:A:104:ARG:NH2	2:B:80:ILE:HD13	14	1.76
(1,37)	1:A:104:ARG:NH2	2:B:80:ILE:HG12	14	1.76
(1,37)	1:A:104:ARG:NH2	2:B:80:ILE:HG13	14	1.76
(1,37)	1:A:104:ARG:NH2	2:B:80:ILE:HG21	14	1.76
(1,37)	1:A:104:ARG:NH2	2:B:80:ILE:HG22	14	1.76
(1,37)	1:A:104:ARG:NH2	2:B:80:ILE:HG23	14	1.76
(1,37)	1:A:104:ARG:NH2	2:B:80:ILE:N	14	1.76
(1,37)	1:A:104:ARG:NH2	2:B:80:ILE:O	14	1.76
(1,37)	1:A:104:ARG:NH2	2:B:84:GLN:C	14	1.76
(1,37)	1:A:104:ARG:NH2	2:B:84:GLN:CA	14	1.76
(1,37)	1:A:104:ARG:NH2	2:B:84:GLN:CB	14	1.76
(1,37)	1:A:104:ARG:NH2	2:B:84:GLN:CD	14	1.76
(1,37)	1:A:104:ARG:NH2	2:B:84:GLN:CG	14	1.76

*Continued on next page...*

*Continued from previous page...*

Key	Atom-1	Atom-2	Model ID	Violation (Å)
(1,37)	1:A:104:ARG:NH2	2:B:84:GLN:H	14	1.76
(1,37)	1:A:104:ARG:NH2	2:B:84:GLN:HA	14	1.76
(1,37)	1:A:104:ARG:NH2	2:B:84:GLN:HB2	14	1.76
(1,37)	1:A:104:ARG:NH2	2:B:84:GLN:HB3	14	1.76
(1,37)	1:A:104:ARG:NH2	2:B:84:GLN:HE21	14	1.76
(1,37)	1:A:104:ARG:NH2	2:B:84:GLN:HE22	14	1.76
(1,37)	1:A:104:ARG:NH2	2:B:84:GLN:HG2	14	1.76
(1,37)	1:A:104:ARG:NH2	2:B:84:GLN:HG3	14	1.76
(1,37)	1:A:104:ARG:NH2	2:B:84:GLN:N	14	1.76
(1,37)	1:A:104:ARG:NH2	2:B:84:GLN:NE2	14	1.76
(1,37)	1:A:104:ARG:NH2	2:B:84:GLN:O	14	1.76
(1,37)	1:A:104:ARG:NH2	2:B:84:GLN:OE1	14	1.76
(1,37)	1:A:104:ARG:NH2	2:B:97:THR:C	14	1.76
(1,37)	1:A:104:ARG:NH2	2:B:97:THR:CA	14	1.76
(1,37)	1:A:104:ARG:NH2	2:B:97:THR:CB	14	1.76
(1,37)	1:A:104:ARG:NH2	2:B:97:THR:CG2	14	1.76
(1,37)	1:A:104:ARG:NH2	2:B:97:THR:H	14	1.76
(1,37)	1:A:104:ARG:NH2	2:B:97:THR:HA	14	1.76
(1,37)	1:A:104:ARG:NH2	2:B:97:THR:HB	14	1.76
(1,37)	1:A:104:ARG:NH2	2:B:97:THR:HG1	14	1.76
(1,37)	1:A:104:ARG:NH2	2:B:97:THR:HG21	14	1.76
(1,37)	1:A:104:ARG:NH2	2:B:97:THR:HG22	14	1.76
(1,37)	1:A:104:ARG:NH2	2:B:97:THR:HG23	14	1.76
(1,37)	1:A:104:ARG:NH2	2:B:97:THR:N	14	1.76
(1,37)	1:A:104:ARG:NH2	2:B:97:THR:O	14	1.76
(1,37)	1:A:104:ARG:NH2	2:B:97:THR:OG1	14	1.76
(1,37)	1:A:104:ARG:NH2	2:B:99:HIS:C	14	1.76
(1,37)	1:A:104:ARG:NH2	2:B:99:HIS:CA	14	1.76
(1,37)	1:A:104:ARG:NH2	2:B:99:HIS:CB	14	1.76
(1,37)	1:A:104:ARG:NH2	2:B:99:HIS:CD2	14	1.76
(1,37)	1:A:104:ARG:NH2	2:B:99:HIS:CE1	14	1.76
(1,37)	1:A:104:ARG:NH2	2:B:99:HIS:CG	14	1.76
(1,37)	1:A:104:ARG:NH2	2:B:99:HIS:H	14	1.76
(1,37)	1:A:104:ARG:NH2	2:B:99:HIS:HA	14	1.76
(1,37)	1:A:104:ARG:NH2	2:B:99:HIS:HB2	14	1.76
(1,37)	1:A:104:ARG:NH2	2:B:99:HIS:HB3	14	1.76
(1,37)	1:A:104:ARG:NH2	2:B:99:HIS:HD1	14	1.76
(1,37)	1:A:104:ARG:NH2	2:B:99:HIS:HD2	14	1.76
(1,37)	1:A:104:ARG:NH2	2:B:99:HIS:HE1	14	1.76
(1,37)	1:A:104:ARG:NH2	2:B:99:HIS:HE2	14	1.76
(1,37)	1:A:104:ARG:NH2	2:B:99:HIS:N	14	1.76
(1,37)	1:A:104:ARG:NH2	2:B:99:HIS:ND1	14	1.76

*Continued on next page...*

*Continued from previous page...*

Key	Atom-1	Atom-2	Model ID	Violation (Å)
(1,37)	1:A:104:ARG:NH2	2:B:99:HIS:NE2	14	1.76
(1,37)	1:A:104:ARG:NH2	2:B:99:HIS:O	14	1.76
(1,37)	1:A:104:ARG:NH2	2:B:101:VAL:C	14	1.76
(1,37)	1:A:104:ARG:NH2	2:B:101:VAL:CA	14	1.76
(1,37)	1:A:104:ARG:NH2	2:B:101:VAL:CB	14	1.76
(1,37)	1:A:104:ARG:NH2	2:B:101:VAL:CG1	14	1.76
(1,37)	1:A:104:ARG:NH2	2:B:101:VAL:CG2	14	1.76
(1,37)	1:A:104:ARG:NH2	2:B:101:VAL:H	14	1.76
(1,37)	1:A:104:ARG:NH2	2:B:101:VAL:HA	14	1.76
(1,37)	1:A:104:ARG:NH2	2:B:101:VAL:HB	14	1.76
(1,37)	1:A:104:ARG:NH2	2:B:101:VAL:HG11	14	1.76
(1,37)	1:A:104:ARG:NH2	2:B:101:VAL:HG12	14	1.76
(1,37)	1:A:104:ARG:NH2	2:B:101:VAL:HG13	14	1.76
(1,37)	1:A:104:ARG:NH2	2:B:101:VAL:HG21	14	1.76
(1,37)	1:A:104:ARG:NH2	2:B:101:VAL:HG22	14	1.76
(1,37)	1:A:104:ARG:NH2	2:B:101:VAL:HG23	14	1.76
(1,37)	1:A:104:ARG:NH2	2:B:101:VAL:N	14	1.76
(1,37)	1:A:104:ARG:NH2	2:B:101:VAL:O	14	1.76
(1,37)	1:A:104:ARG:O	2:B:75:ILE:C	14	1.76
(1,37)	1:A:104:ARG:O	2:B:75:ILE:CA	14	1.76
(1,37)	1:A:104:ARG:O	2:B:75:ILE:CB	14	1.76
(1,37)	1:A:104:ARG:O	2:B:75:ILE:CD1	14	1.76
(1,37)	1:A:104:ARG:O	2:B:75:ILE:CG1	14	1.76
(1,37)	1:A:104:ARG:O	2:B:75:ILE:CG2	14	1.76
(1,37)	1:A:104:ARG:O	2:B:75:ILE:H	14	1.76
(1,37)	1:A:104:ARG:O	2:B:75:ILE:HA	14	1.76
(1,37)	1:A:104:ARG:O	2:B:75:ILE:HB	14	1.76
(1,37)	1:A:104:ARG:O	2:B:75:ILE:HD11	14	1.76
(1,37)	1:A:104:ARG:O	2:B:75:ILE:HD12	14	1.76
(1,37)	1:A:104:ARG:O	2:B:75:ILE:HD13	14	1.76
(1,37)	1:A:104:ARG:O	2:B:75:ILE:HG12	14	1.76
(1,37)	1:A:104:ARG:O	2:B:75:ILE:HG13	14	1.76
(1,37)	1:A:104:ARG:O	2:B:75:ILE:HG21	14	1.76
(1,37)	1:A:104:ARG:O	2:B:75:ILE:HG22	14	1.76
(1,37)	1:A:104:ARG:O	2:B:75:ILE:HG23	14	1.76
(1,37)	1:A:104:ARG:O	2:B:75:ILE:N	14	1.76
(1,37)	1:A:104:ARG:O	2:B:75:ILE:O	14	1.76
(1,37)	1:A:104:ARG:O	2:B:77:ALA:C	14	1.76
(1,37)	1:A:104:ARG:O	2:B:77:ALA:CA	14	1.76
(1,37)	1:A:104:ARG:O	2:B:77:ALA:CB	14	1.76
(1,37)	1:A:104:ARG:O	2:B:77:ALA:H	14	1.76
(1,37)	1:A:104:ARG:O	2:B:77:ALA:HA	14	1.76

*Continued on next page...*

*Continued from previous page...*

Key	Atom-1	Atom-2	Model ID	Violation (Å)
(1,37)	1:A:104:ARG:O	2:B:77:ALA:HB1	14	1.76
(1,37)	1:A:104:ARG:O	2:B:77:ALA:HB2	14	1.76
(1,37)	1:A:104:ARG:O	2:B:77:ALA:HB3	14	1.76
(1,37)	1:A:104:ARG:O	2:B:77:ALA:N	14	1.76
(1,37)	1:A:104:ARG:O	2:B:77:ALA:O	14	1.76
(1,37)	1:A:104:ARG:O	2:B:78:GLY:C	14	1.76
(1,37)	1:A:104:ARG:O	2:B:78:GLY:CA	14	1.76
(1,37)	1:A:104:ARG:O	2:B:78:GLY:H	14	1.76
(1,37)	1:A:104:ARG:O	2:B:78:GLY:HA2	14	1.76
(1,37)	1:A:104:ARG:O	2:B:78:GLY:HA3	14	1.76
(1,37)	1:A:104:ARG:O	2:B:78:GLY:N	14	1.76
(1,37)	1:A:104:ARG:O	2:B:78:GLY:O	14	1.76
(1,37)	1:A:104:ARG:O	2:B:79:LYS:C	14	1.76
(1,37)	1:A:104:ARG:O	2:B:79:LYS:CA	14	1.76
(1,37)	1:A:104:ARG:O	2:B:79:LYS:CB	14	1.76
(1,37)	1:A:104:ARG:O	2:B:79:LYS:CD	14	1.76
(1,37)	1:A:104:ARG:O	2:B:79:LYS:CE	14	1.76
(1,37)	1:A:104:ARG:O	2:B:79:LYS:CG	14	1.76
(1,37)	1:A:104:ARG:O	2:B:79:LYS:H	14	1.76
(1,37)	1:A:104:ARG:O	2:B:79:LYS:HA	14	1.76
(1,37)	1:A:104:ARG:O	2:B:79:LYS:HB2	14	1.76
(1,37)	1:A:104:ARG:O	2:B:79:LYS:HB3	14	1.76
(1,37)	1:A:104:ARG:O	2:B:79:LYS:HD2	14	1.76
(1,37)	1:A:104:ARG:O	2:B:79:LYS:HD3	14	1.76
(1,37)	1:A:104:ARG:O	2:B:79:LYS:HE2	14	1.76
(1,37)	1:A:104:ARG:O	2:B:79:LYS:HE3	14	1.76
(1,37)	1:A:104:ARG:O	2:B:79:LYS:HG2	14	1.76
(1,37)	1:A:104:ARG:O	2:B:79:LYS:HG3	14	1.76
(1,37)	1:A:104:ARG:O	2:B:79:LYS:HZ1	14	1.76
(1,37)	1:A:104:ARG:O	2:B:79:LYS:HZ2	14	1.76
(1,37)	1:A:104:ARG:O	2:B:79:LYS:HZ3	14	1.76
(1,37)	1:A:104:ARG:O	2:B:79:LYS:N	14	1.76
(1,37)	1:A:104:ARG:O	2:B:79:LYS:NZ	14	1.76
(1,37)	1:A:104:ARG:O	2:B:79:LYS:O	14	1.76
(1,37)	1:A:104:ARG:O	2:B:80:ILE:C	14	1.76
(1,37)	1:A:104:ARG:O	2:B:80:ILE:CA	14	1.76
(1,37)	1:A:104:ARG:O	2:B:80:ILE:CB	14	1.76
(1,37)	1:A:104:ARG:O	2:B:80:ILE:CD1	14	1.76
(1,37)	1:A:104:ARG:O	2:B:80:ILE:CG1	14	1.76
(1,37)	1:A:104:ARG:O	2:B:80:ILE:CG2	14	1.76
(1,37)	1:A:104:ARG:O	2:B:80:ILE:H	14	1.76
(1,37)	1:A:104:ARG:O	2:B:80:ILE:HA	14	1.76

*Continued on next page...*

*Continued from previous page...*

Key	Atom-1	Atom-2	Model ID	Violation (Å)
(1,37)	1:A:104:ARG:O	2:B:80:ILE:HB	14	1.76
(1,37)	1:A:104:ARG:O	2:B:80:ILE:HD11	14	1.76
(1,37)	1:A:104:ARG:O	2:B:80:ILE:HD12	14	1.76
(1,37)	1:A:104:ARG:O	2:B:80:ILE:HD13	14	1.76
(1,37)	1:A:104:ARG:O	2:B:80:ILE:HG12	14	1.76
(1,37)	1:A:104:ARG:O	2:B:80:ILE:HG13	14	1.76
(1,37)	1:A:104:ARG:O	2:B:80:ILE:HG21	14	1.76
(1,37)	1:A:104:ARG:O	2:B:80:ILE:HG22	14	1.76
(1,37)	1:A:104:ARG:O	2:B:80:ILE:HG23	14	1.76
(1,37)	1:A:104:ARG:O	2:B:80:ILE:N	14	1.76
(1,37)	1:A:104:ARG:O	2:B:80:ILE:O	14	1.76
(1,37)	1:A:104:ARG:O	2:B:84:GLN:C	14	1.76
(1,37)	1:A:104:ARG:O	2:B:84:GLN:CA	14	1.76
(1,37)	1:A:104:ARG:O	2:B:84:GLN:CB	14	1.76
(1,37)	1:A:104:ARG:O	2:B:84:GLN:CD	14	1.76
(1,37)	1:A:104:ARG:O	2:B:84:GLN:CG	14	1.76
(1,37)	1:A:104:ARG:O	2:B:84:GLN:H	14	1.76
(1,37)	1:A:104:ARG:O	2:B:84:GLN:HA	14	1.76
(1,37)	1:A:104:ARG:O	2:B:84:GLN:HB2	14	1.76
(1,37)	1:A:104:ARG:O	2:B:84:GLN:HB3	14	1.76
(1,37)	1:A:104:ARG:O	2:B:84:GLN:HE21	14	1.76
(1,37)	1:A:104:ARG:O	2:B:84:GLN:HE22	14	1.76
(1,37)	1:A:104:ARG:O	2:B:84:GLN:HG2	14	1.76
(1,37)	1:A:104:ARG:O	2:B:84:GLN:HG3	14	1.76
(1,37)	1:A:104:ARG:O	2:B:84:GLN:N	14	1.76
(1,37)	1:A:104:ARG:O	2:B:84:GLN:NE2	14	1.76
(1,37)	1:A:104:ARG:O	2:B:84:GLN:O	14	1.76
(1,37)	1:A:104:ARG:O	2:B:84:GLN:OE1	14	1.76
(1,37)	1:A:104:ARG:O	2:B:97:THR:C	14	1.76
(1,37)	1:A:104:ARG:O	2:B:97:THR:CA	14	1.76
(1,37)	1:A:104:ARG:O	2:B:97:THR:CB	14	1.76
(1,37)	1:A:104:ARG:O	2:B:97:THR:CG2	14	1.76
(1,37)	1:A:104:ARG:O	2:B:97:THR:H	14	1.76
(1,37)	1:A:104:ARG:O	2:B:97:THR:HA	14	1.76
(1,37)	1:A:104:ARG:O	2:B:97:THR:HB	14	1.76
(1,37)	1:A:104:ARG:O	2:B:97:THR:HG1	14	1.76
(1,37)	1:A:104:ARG:O	2:B:97:THR:HG21	14	1.76
(1,37)	1:A:104:ARG:O	2:B:97:THR:HG22	14	1.76
(1,37)	1:A:104:ARG:O	2:B:97:THR:HG23	14	1.76
(1,37)	1:A:104:ARG:O	2:B:97:THR:N	14	1.76
(1,37)	1:A:104:ARG:O	2:B:97:THR:O	14	1.76
(1,37)	1:A:104:ARG:O	2:B:97:THR:OG1	14	1.76

*Continued on next page...*

*Continued from previous page...*

Key	Atom-1	Atom-2	Model ID	Violation (Å)
(1,37)	1:A:104:ARG:O	2:B:99:HIS:C	14	1.76
(1,37)	1:A:104:ARG:O	2:B:99:HIS:CA	14	1.76
(1,37)	1:A:104:ARG:O	2:B:99:HIS:CB	14	1.76
(1,37)	1:A:104:ARG:O	2:B:99:HIS:CD2	14	1.76
(1,37)	1:A:104:ARG:O	2:B:99:HIS:CE1	14	1.76
(1,37)	1:A:104:ARG:O	2:B:99:HIS:CG	14	1.76
(1,37)	1:A:104:ARG:O	2:B:99:HIS:H	14	1.76
(1,37)	1:A:104:ARG:O	2:B:99:HIS:HA	14	1.76
(1,37)	1:A:104:ARG:O	2:B:99:HIS:HB2	14	1.76
(1,37)	1:A:104:ARG:O	2:B:99:HIS:HB3	14	1.76
(1,37)	1:A:104:ARG:O	2:B:99:HIS:HD1	14	1.76
(1,37)	1:A:104:ARG:O	2:B:99:HIS:HD2	14	1.76
(1,37)	1:A:104:ARG:O	2:B:99:HIS:HE1	14	1.76
(1,37)	1:A:104:ARG:O	2:B:99:HIS:HE2	14	1.76
(1,37)	1:A:104:ARG:O	2:B:99:HIS:N	14	1.76
(1,37)	1:A:104:ARG:O	2:B:99:HIS:ND1	14	1.76
(1,37)	1:A:104:ARG:O	2:B:99:HIS:NE2	14	1.76
(1,37)	1:A:104:ARG:O	2:B:99:HIS:O	14	1.76
(1,37)	1:A:104:ARG:O	2:B:101:VAL:C	14	1.76
(1,37)	1:A:104:ARG:O	2:B:101:VAL:CA	14	1.76
(1,37)	1:A:104:ARG:O	2:B:101:VAL:CB	14	1.76
(1,37)	1:A:104:ARG:O	2:B:101:VAL:CG1	14	1.76
(1,37)	1:A:104:ARG:O	2:B:101:VAL:CG2	14	1.76
(1,37)	1:A:104:ARG:O	2:B:101:VAL:H	14	1.76
(1,37)	1:A:104:ARG:O	2:B:101:VAL:HA	14	1.76
(1,37)	1:A:104:ARG:O	2:B:101:VAL:HB	14	1.76
(1,37)	1:A:104:ARG:O	2:B:101:VAL:HG11	14	1.76
(1,37)	1:A:104:ARG:O	2:B:101:VAL:HG12	14	1.76
(1,37)	1:A:104:ARG:O	2:B:101:VAL:HG13	14	1.76
(1,37)	1:A:104:ARG:O	2:B:101:VAL:HG21	14	1.76
(1,37)	1:A:104:ARG:O	2:B:101:VAL:HG22	14	1.76
(1,37)	1:A:104:ARG:O	2:B:101:VAL:HG23	14	1.76
(1,37)	1:A:104:ARG:O	2:B:101:VAL:N	14	1.76
(1,37)	1:A:104:ARG:O	2:B:101:VAL:O	14	1.76
(1,33)	1:A:55:SER:C	2:B:75:ILE:C	9	1.76
(1,33)	1:A:55:SER:C	2:B:75:ILE:CA	9	1.76
(1,33)	1:A:55:SER:C	2:B:75:ILE:CB	9	1.76
(1,33)	1:A:55:SER:C	2:B:75:ILE:CD1	9	1.76
(1,33)	1:A:55:SER:C	2:B:75:ILE:CG1	9	1.76
(1,33)	1:A:55:SER:C	2:B:75:ILE:CG2	9	1.76
(1,33)	1:A:55:SER:C	2:B:75:ILE:H	9	1.76
(1,33)	1:A:55:SER:C	2:B:75:ILE:HA	9	1.76

*Continued on next page...*

*Continued from previous page...*

Key	Atom-1	Atom-2	Model ID	Violation (Å)
(1,33)	1:A:55:SER:C	2:B:75:ILE:HB	9	1.76
(1,33)	1:A:55:SER:C	2:B:75:ILE:HD11	9	1.76
(1,33)	1:A:55:SER:C	2:B:75:ILE:HD12	9	1.76
(1,33)	1:A:55:SER:C	2:B:75:ILE:HD13	9	1.76
(1,33)	1:A:55:SER:C	2:B:75:ILE:HG12	9	1.76
(1,33)	1:A:55:SER:C	2:B:75:ILE:HG13	9	1.76
(1,33)	1:A:55:SER:C	2:B:75:ILE:HG21	9	1.76
(1,33)	1:A:55:SER:C	2:B:75:ILE:HG22	9	1.76
(1,33)	1:A:55:SER:C	2:B:75:ILE:HG23	9	1.76
(1,33)	1:A:55:SER:C	2:B:75:ILE:N	9	1.76
(1,33)	1:A:55:SER:C	2:B:75:ILE:O	9	1.76
(1,33)	1:A:55:SER:C	2:B:77:ALA:C	9	1.76
(1,33)	1:A:55:SER:C	2:B:77:ALA:CA	9	1.76
(1,33)	1:A:55:SER:C	2:B:77:ALA:CB	9	1.76
(1,33)	1:A:55:SER:C	2:B:77:ALA:H	9	1.76
(1,33)	1:A:55:SER:C	2:B:77:ALA:HA	9	1.76
(1,33)	1:A:55:SER:C	2:B:77:ALA:HB1	9	1.76
(1,33)	1:A:55:SER:C	2:B:77:ALA:HB2	9	1.76
(1,33)	1:A:55:SER:C	2:B:77:ALA:HB3	9	1.76
(1,33)	1:A:55:SER:C	2:B:77:ALA:N	9	1.76
(1,33)	1:A:55:SER:C	2:B:77:ALA:O	9	1.76
(1,33)	1:A:55:SER:C	2:B:78:GLY:C	9	1.76
(1,33)	1:A:55:SER:C	2:B:78:GLY:CA	9	1.76
(1,33)	1:A:55:SER:C	2:B:78:GLY:H	9	1.76
(1,33)	1:A:55:SER:C	2:B:78:GLY:HA2	9	1.76
(1,33)	1:A:55:SER:C	2:B:78:GLY:HA3	9	1.76
(1,33)	1:A:55:SER:C	2:B:78:GLY:N	9	1.76
(1,33)	1:A:55:SER:C	2:B:78:GLY:O	9	1.76
(1,33)	1:A:55:SER:C	2:B:79:LYS:C	9	1.76
(1,33)	1:A:55:SER:C	2:B:79:LYS:CA	9	1.76
(1,33)	1:A:55:SER:C	2:B:79:LYS:CB	9	1.76
(1,33)	1:A:55:SER:C	2:B:79:LYS:CD	9	1.76
(1,33)	1:A:55:SER:C	2:B:79:LYS:CE	9	1.76
(1,33)	1:A:55:SER:C	2:B:79:LYS:CG	9	1.76
(1,33)	1:A:55:SER:C	2:B:79:LYS:H	9	1.76
(1,33)	1:A:55:SER:C	2:B:79:LYS:HA	9	1.76
(1,33)	1:A:55:SER:C	2:B:79:LYS:HB2	9	1.76
(1,33)	1:A:55:SER:C	2:B:79:LYS:HB3	9	1.76
(1,33)	1:A:55:SER:C	2:B:79:LYS:HD2	9	1.76
(1,33)	1:A:55:SER:C	2:B:79:LYS:HD3	9	1.76
(1,33)	1:A:55:SER:C	2:B:79:LYS:HE2	9	1.76
(1,33)	1:A:55:SER:C	2:B:79:LYS:HE3	9	1.76

*Continued on next page...*

*Continued from previous page...*

Key	Atom-1	Atom-2	Model ID	Violation (Å)
(1,33)	1:A:55:SER:C	2:B:79:LYS:HG2	9	1.76
(1,33)	1:A:55:SER:C	2:B:79:LYS:HG3	9	1.76
(1,33)	1:A:55:SER:C	2:B:79:LYS:HZ1	9	1.76
(1,33)	1:A:55:SER:C	2:B:79:LYS:HZ2	9	1.76
(1,33)	1:A:55:SER:C	2:B:79:LYS:HZ3	9	1.76
(1,33)	1:A:55:SER:C	2:B:79:LYS:N	9	1.76
(1,33)	1:A:55:SER:C	2:B:79:LYS:NZ	9	1.76
(1,33)	1:A:55:SER:C	2:B:79:LYS:O	9	1.76
(1,33)	1:A:55:SER:C	2:B:80:ILE:C	9	1.76
(1,33)	1:A:55:SER:C	2:B:80:ILE:CA	9	1.76
(1,33)	1:A:55:SER:C	2:B:80:ILE:CB	9	1.76
(1,33)	1:A:55:SER:C	2:B:80:ILE:CD1	9	1.76
(1,33)	1:A:55:SER:C	2:B:80:ILE:CG1	9	1.76
(1,33)	1:A:55:SER:C	2:B:80:ILE:CG2	9	1.76
(1,33)	1:A:55:SER:C	2:B:80:ILE:H	9	1.76
(1,33)	1:A:55:SER:C	2:B:80:ILE:HA	9	1.76
(1,33)	1:A:55:SER:C	2:B:80:ILE:HB	9	1.76
(1,33)	1:A:55:SER:C	2:B:80:ILE:HD11	9	1.76
(1,33)	1:A:55:SER:C	2:B:80:ILE:HD12	9	1.76
(1,33)	1:A:55:SER:C	2:B:80:ILE:HD13	9	1.76
(1,33)	1:A:55:SER:C	2:B:80:ILE:HG12	9	1.76
(1,33)	1:A:55:SER:C	2:B:80:ILE:HG13	9	1.76
(1,33)	1:A:55:SER:C	2:B:80:ILE:HG21	9	1.76
(1,33)	1:A:55:SER:C	2:B:80:ILE:HG22	9	1.76
(1,33)	1:A:55:SER:C	2:B:80:ILE:HG23	9	1.76
(1,33)	1:A:55:SER:C	2:B:80:ILE:N	9	1.76
(1,33)	1:A:55:SER:C	2:B:80:ILE:O	9	1.76
(1,33)	1:A:55:SER:C	2:B:84:GLN:C	9	1.76
(1,33)	1:A:55:SER:C	2:B:84:GLN:CA	9	1.76
(1,33)	1:A:55:SER:C	2:B:84:GLN:CB	9	1.76
(1,33)	1:A:55:SER:C	2:B:84:GLN:CD	9	1.76
(1,33)	1:A:55:SER:C	2:B:84:GLN:CG	9	1.76
(1,33)	1:A:55:SER:C	2:B:84:GLN:H	9	1.76
(1,33)	1:A:55:SER:C	2:B:84:GLN:HA	9	1.76
(1,33)	1:A:55:SER:C	2:B:84:GLN:HB2	9	1.76
(1,33)	1:A:55:SER:C	2:B:84:GLN:HB3	9	1.76
(1,33)	1:A:55:SER:C	2:B:84:GLN:HE21	9	1.76
(1,33)	1:A:55:SER:C	2:B:84:GLN:HE22	9	1.76
(1,33)	1:A:55:SER:C	2:B:84:GLN:HG2	9	1.76
(1,33)	1:A:55:SER:C	2:B:84:GLN:HG3	9	1.76
(1,33)	1:A:55:SER:C	2:B:84:GLN:N	9	1.76
(1,33)	1:A:55:SER:C	2:B:84:GLN:NE2	9	1.76

*Continued on next page...*



*Continued from previous page...*

Key	Atom-1	Atom-2	Model ID	Violation (Å)
(1,33)	1:A:55:SER:C	2:B:84:GLN:O	9	1.76
(1,33)	1:A:55:SER:C	2:B:84:GLN:OE1	9	1.76
(1,33)	1:A:55:SER:C	2:B:97:THR:C	9	1.76
(1,33)	1:A:55:SER:C	2:B:97:THR:CA	9	1.76
(1,33)	1:A:55:SER:C	2:B:97:THR:CB	9	1.76
(1,33)	1:A:55:SER:C	2:B:97:THR:CG2	9	1.76
(1,33)	1:A:55:SER:C	2:B:97:THR:H	9	1.76
(1,33)	1:A:55:SER:C	2:B:97:THR:HA	9	1.76
(1,33)	1:A:55:SER:C	2:B:97:THR:HB	9	1.76
(1,33)	1:A:55:SER:C	2:B:97:THR:HG1	9	1.76
(1,33)	1:A:55:SER:C	2:B:97:THR:HG21	9	1.76
(1,33)	1:A:55:SER:C	2:B:97:THR:HG22	9	1.76
(1,33)	1:A:55:SER:C	2:B:97:THR:HG23	9	1.76
(1,33)	1:A:55:SER:C	2:B:97:THR:N	9	1.76
(1,33)	1:A:55:SER:C	2:B:97:THR:O	9	1.76
(1,33)	1:A:55:SER:C	2:B:97:THR:OG1	9	1.76
(1,33)	1:A:55:SER:C	2:B:99:HIS:C	9	1.76
(1,33)	1:A:55:SER:C	2:B:99:HIS:CA	9	1.76
(1,33)	1:A:55:SER:C	2:B:99:HIS:CB	9	1.76
(1,33)	1:A:55:SER:C	2:B:99:HIS:CD2	9	1.76
(1,33)	1:A:55:SER:C	2:B:99:HIS:CE1	9	1.76
(1,33)	1:A:55:SER:C	2:B:99:HIS:CG	9	1.76
(1,33)	1:A:55:SER:C	2:B:99:HIS:H	9	1.76
(1,33)	1:A:55:SER:C	2:B:99:HIS:HA	9	1.76
(1,33)	1:A:55:SER:C	2:B:99:HIS:HB2	9	1.76
(1,33)	1:A:55:SER:C	2:B:99:HIS:HB3	9	1.76
(1,33)	1:A:55:SER:C	2:B:99:HIS:HD1	9	1.76
(1,33)	1:A:55:SER:C	2:B:99:HIS:HD2	9	1.76
(1,33)	1:A:55:SER:C	2:B:99:HIS:HE1	9	1.76
(1,33)	1:A:55:SER:C	2:B:99:HIS:HE2	9	1.76
(1,33)	1:A:55:SER:C	2:B:99:HIS:N	9	1.76
(1,33)	1:A:55:SER:C	2:B:99:HIS:ND1	9	1.76
(1,33)	1:A:55:SER:C	2:B:99:HIS:NE2	9	1.76
(1,33)	1:A:55:SER:C	2:B:99:HIS:O	9	1.76
(1,33)	1:A:55:SER:C	2:B:101:VAL:C	9	1.76
(1,33)	1:A:55:SER:C	2:B:101:VAL:CA	9	1.76
(1,33)	1:A:55:SER:C	2:B:101:VAL:CB	9	1.76
(1,33)	1:A:55:SER:C	2:B:101:VAL:CG1	9	1.76
(1,33)	1:A:55:SER:C	2:B:101:VAL:CG2	9	1.76
(1,33)	1:A:55:SER:C	2:B:101:VAL:H	9	1.76
(1,33)	1:A:55:SER:C	2:B:101:VAL:HA	9	1.76
(1,33)	1:A:55:SER:C	2:B:101:VAL:HB	9	1.76

*Continued on next page...*

*Continued from previous page...*

Key	Atom-1	Atom-2	Model ID	Violation (Å)
(1,33)	1:A:55:SER:C	2:B:101:VAL:HG11	9	1.76
(1,33)	1:A:55:SER:C	2:B:101:VAL:HG12	9	1.76
(1,33)	1:A:55:SER:C	2:B:101:VAL:HG13	9	1.76
(1,33)	1:A:55:SER:C	2:B:101:VAL:HG21	9	1.76
(1,33)	1:A:55:SER:C	2:B:101:VAL:HG22	9	1.76
(1,33)	1:A:55:SER:C	2:B:101:VAL:HG23	9	1.76
(1,33)	1:A:55:SER:C	2:B:101:VAL:N	9	1.76
(1,33)	1:A:55:SER:C	2:B:101:VAL:O	9	1.76
(1,33)	1:A:55:SER:CA	2:B:75:ILE:C	9	1.76
(1,33)	1:A:55:SER:CA	2:B:75:ILE:CA	9	1.76
(1,33)	1:A:55:SER:CA	2:B:75:ILE:CB	9	1.76
(1,33)	1:A:55:SER:CA	2:B:75:ILE:CD1	9	1.76
(1,33)	1:A:55:SER:CA	2:B:75:ILE:CG1	9	1.76
(1,33)	1:A:55:SER:CA	2:B:75:ILE:CG2	9	1.76
(1,33)	1:A:55:SER:CA	2:B:75:ILE:H	9	1.76
(1,33)	1:A:55:SER:CA	2:B:75:ILE:HA	9	1.76
(1,33)	1:A:55:SER:CA	2:B:75:ILE:HB	9	1.76
(1,33)	1:A:55:SER:CA	2:B:75:ILE:HD11	9	1.76
(1,33)	1:A:55:SER:CA	2:B:75:ILE:HD12	9	1.76
(1,33)	1:A:55:SER:CA	2:B:75:ILE:HD13	9	1.76
(1,33)	1:A:55:SER:CA	2:B:75:ILE:HG12	9	1.76
(1,33)	1:A:55:SER:CA	2:B:75:ILE:HG13	9	1.76
(1,33)	1:A:55:SER:CA	2:B:75:ILE:HG21	9	1.76
(1,33)	1:A:55:SER:CA	2:B:75:ILE:HG22	9	1.76
(1,33)	1:A:55:SER:CA	2:B:75:ILE:HG23	9	1.76
(1,33)	1:A:55:SER:CA	2:B:75:ILE:N	9	1.76
(1,33)	1:A:55:SER:CA	2:B:75:ILE:O	9	1.76
(1,33)	1:A:55:SER:CA	2:B:77:ALA:C	9	1.76
(1,33)	1:A:55:SER:CA	2:B:77:ALA:CA	9	1.76
(1,33)	1:A:55:SER:CA	2:B:77:ALA:CB	9	1.76
(1,33)	1:A:55:SER:CA	2:B:77:ALA:H	9	1.76
(1,33)	1:A:55:SER:CA	2:B:77:ALA:HA	9	1.76
(1,33)	1:A:55:SER:CA	2:B:77:ALA:HB1	9	1.76
(1,33)	1:A:55:SER:CA	2:B:77:ALA:HB2	9	1.76
(1,33)	1:A:55:SER:CA	2:B:77:ALA:HB3	9	1.76
(1,33)	1:A:55:SER:CA	2:B:77:ALA:N	9	1.76
(1,33)	1:A:55:SER:CA	2:B:77:ALA:O	9	1.76
(1,33)	1:A:55:SER:CA	2:B:78:GLY:C	9	1.76
(1,33)	1:A:55:SER:CA	2:B:78:GLY:CA	9	1.76
(1,33)	1:A:55:SER:CA	2:B:78:GLY:H	9	1.76
(1,33)	1:A:55:SER:CA	2:B:78:GLY:HA2	9	1.76
(1,33)	1:A:55:SER:CA	2:B:78:GLY:HA3	9	1.76

*Continued on next page...*

*Continued from previous page...*

Key	Atom-1	Atom-2	Model ID	Violation (Å)
(1,33)	1:A:55:SER:CA	2:B:78:GLY:N	9	1.76
(1,33)	1:A:55:SER:CA	2:B:78:GLY:O	9	1.76
(1,33)	1:A:55:SER:CA	2:B:79:LYS:C	9	1.76
(1,33)	1:A:55:SER:CA	2:B:79:LYS:CA	9	1.76
(1,33)	1:A:55:SER:CA	2:B:79:LYS:CB	9	1.76
(1,33)	1:A:55:SER:CA	2:B:79:LYS:CD	9	1.76
(1,33)	1:A:55:SER:CA	2:B:79:LYS:CE	9	1.76
(1,33)	1:A:55:SER:CA	2:B:79:LYS:CG	9	1.76
(1,33)	1:A:55:SER:CA	2:B:79:LYS:H	9	1.76
(1,33)	1:A:55:SER:CA	2:B:79:LYS:HA	9	1.76
(1,33)	1:A:55:SER:CA	2:B:79:LYS:HB2	9	1.76
(1,33)	1:A:55:SER:CA	2:B:79:LYS:HB3	9	1.76
(1,33)	1:A:55:SER:CA	2:B:79:LYS:HD2	9	1.76
(1,33)	1:A:55:SER:CA	2:B:79:LYS:HD3	9	1.76
(1,33)	1:A:55:SER:CA	2:B:79:LYS:HE2	9	1.76
(1,33)	1:A:55:SER:CA	2:B:79:LYS:HE3	9	1.76
(1,33)	1:A:55:SER:CA	2:B:79:LYS:HG2	9	1.76
(1,33)	1:A:55:SER:CA	2:B:79:LYS:HG3	9	1.76
(1,33)	1:A:55:SER:CA	2:B:79:LYS:HZ1	9	1.76
(1,33)	1:A:55:SER:CA	2:B:79:LYS:HZ2	9	1.76
(1,33)	1:A:55:SER:CA	2:B:79:LYS:HZ3	9	1.76
(1,33)	1:A:55:SER:CA	2:B:79:LYS:N	9	1.76
(1,33)	1:A:55:SER:CA	2:B:79:LYS:NZ	9	1.76
(1,33)	1:A:55:SER:CA	2:B:79:LYS:O	9	1.76
(1,33)	1:A:55:SER:CA	2:B:80:ILE:C	9	1.76
(1,33)	1:A:55:SER:CA	2:B:80:ILE:CA	9	1.76
(1,33)	1:A:55:SER:CA	2:B:80:ILE:CB	9	1.76
(1,33)	1:A:55:SER:CA	2:B:80:ILE:CD1	9	1.76
(1,33)	1:A:55:SER:CA	2:B:80:ILE:CG1	9	1.76
(1,33)	1:A:55:SER:CA	2:B:80:ILE:CG2	9	1.76
(1,33)	1:A:55:SER:CA	2:B:80:ILE:H	9	1.76
(1,33)	1:A:55:SER:CA	2:B:80:ILE:HA	9	1.76
(1,33)	1:A:55:SER:CA	2:B:80:ILE:HB	9	1.76
(1,33)	1:A:55:SER:CA	2:B:80:ILE:HD11	9	1.76
(1,33)	1:A:55:SER:CA	2:B:80:ILE:HD12	9	1.76
(1,33)	1:A:55:SER:CA	2:B:80:ILE:HD13	9	1.76
(1,33)	1:A:55:SER:CA	2:B:80:ILE:HG12	9	1.76
(1,33)	1:A:55:SER:CA	2:B:80:ILE:HG13	9	1.76
(1,33)	1:A:55:SER:CA	2:B:80:ILE:HG21	9	1.76
(1,33)	1:A:55:SER:CA	2:B:80:ILE:HG22	9	1.76
(1,33)	1:A:55:SER:CA	2:B:80:ILE:HG23	9	1.76
(1,33)	1:A:55:SER:CA	2:B:80:ILE:N	9	1.76

*Continued on next page...*

*Continued from previous page...*

Key	Atom-1	Atom-2	Model ID	Violation (Å)
(1,33)	1:A:55:SER:CA	2:B:80:ILE:O	9	1.76
(1,33)	1:A:55:SER:CA	2:B:84:GLN:C	9	1.76
(1,33)	1:A:55:SER:CA	2:B:84:GLN:CA	9	1.76
(1,33)	1:A:55:SER:CA	2:B:84:GLN:CB	9	1.76
(1,33)	1:A:55:SER:CA	2:B:84:GLN:CD	9	1.76
(1,33)	1:A:55:SER:CA	2:B:84:GLN:CG	9	1.76
(1,33)	1:A:55:SER:CA	2:B:84:GLN:H	9	1.76
(1,33)	1:A:55:SER:CA	2:B:84:GLN:HA	9	1.76
(1,33)	1:A:55:SER:CA	2:B:84:GLN:HB2	9	1.76
(1,33)	1:A:55:SER:CA	2:B:84:GLN:HB3	9	1.76
(1,33)	1:A:55:SER:CA	2:B:84:GLN:HE21	9	1.76
(1,33)	1:A:55:SER:CA	2:B:84:GLN:HE22	9	1.76
(1,33)	1:A:55:SER:CA	2:B:84:GLN:HG2	9	1.76
(1,33)	1:A:55:SER:CA	2:B:84:GLN:HG3	9	1.76
(1,33)	1:A:55:SER:CA	2:B:84:GLN:N	9	1.76
(1,33)	1:A:55:SER:CA	2:B:84:GLN:NE2	9	1.76
(1,33)	1:A:55:SER:CA	2:B:84:GLN:O	9	1.76
(1,33)	1:A:55:SER:CA	2:B:84:GLN:OE1	9	1.76
(1,33)	1:A:55:SER:CA	2:B:97:THR:C	9	1.76
(1,33)	1:A:55:SER:CA	2:B:97:THR:CA	9	1.76
(1,33)	1:A:55:SER:CA	2:B:97:THR:CB	9	1.76
(1,33)	1:A:55:SER:CA	2:B:97:THR:CG2	9	1.76
(1,33)	1:A:55:SER:CA	2:B:97:THR:H	9	1.76
(1,33)	1:A:55:SER:CA	2:B:97:THR:HA	9	1.76
(1,33)	1:A:55:SER:CA	2:B:97:THR:HB	9	1.76
(1,33)	1:A:55:SER:CA	2:B:97:THR:HG1	9	1.76
(1,33)	1:A:55:SER:CA	2:B:97:THR:HG21	9	1.76
(1,33)	1:A:55:SER:CA	2:B:97:THR:HG22	9	1.76
(1,33)	1:A:55:SER:CA	2:B:97:THR:HG23	9	1.76
(1,33)	1:A:55:SER:CA	2:B:97:THR:N	9	1.76
(1,33)	1:A:55:SER:CA	2:B:97:THR:O	9	1.76
(1,33)	1:A:55:SER:CA	2:B:97:THR:OG1	9	1.76
(1,33)	1:A:55:SER:CA	2:B:99:HIS:C	9	1.76
(1,33)	1:A:55:SER:CA	2:B:99:HIS:CA	9	1.76
(1,33)	1:A:55:SER:CA	2:B:99:HIS:CB	9	1.76
(1,33)	1:A:55:SER:CA	2:B:99:HIS:CD2	9	1.76
(1,33)	1:A:55:SER:CA	2:B:99:HIS:CE1	9	1.76
(1,33)	1:A:55:SER:CA	2:B:99:HIS:CG	9	1.76
(1,33)	1:A:55:SER:CA	2:B:99:HIS:H	9	1.76
(1,33)	1:A:55:SER:CA	2:B:99:HIS:HA	9	1.76
(1,33)	1:A:55:SER:CA	2:B:99:HIS:HB2	9	1.76
(1,33)	1:A:55:SER:CA	2:B:99:HIS:HB3	9	1.76

*Continued on next page...*

*Continued from previous page...*

Key	Atom-1	Atom-2	Model ID	Violation (Å)
(1,33)	1:A:55:SER:CA	2:B:99:HIS:HD1	9	1.76
(1,33)	1:A:55:SER:CA	2:B:99:HIS:HD2	9	1.76
(1,33)	1:A:55:SER:CA	2:B:99:HIS:HE1	9	1.76
(1,33)	1:A:55:SER:CA	2:B:99:HIS:HE2	9	1.76
(1,33)	1:A:55:SER:CA	2:B:99:HIS:N	9	1.76
(1,33)	1:A:55:SER:CA	2:B:99:HIS:ND1	9	1.76
(1,33)	1:A:55:SER:CA	2:B:99:HIS:NE2	9	1.76
(1,33)	1:A:55:SER:CA	2:B:99:HIS:O	9	1.76
(1,33)	1:A:55:SER:CA	2:B:101:VAL:C	9	1.76
(1,33)	1:A:55:SER:CA	2:B:101:VAL:CA	9	1.76
(1,33)	1:A:55:SER:CA	2:B:101:VAL:CB	9	1.76
(1,33)	1:A:55:SER:CA	2:B:101:VAL:CG1	9	1.76
(1,33)	1:A:55:SER:CA	2:B:101:VAL:CG2	9	1.76
(1,33)	1:A:55:SER:CA	2:B:101:VAL:H	9	1.76
(1,33)	1:A:55:SER:CA	2:B:101:VAL:HA	9	1.76
(1,33)	1:A:55:SER:CA	2:B:101:VAL:HB	9	1.76
(1,33)	1:A:55:SER:CA	2:B:101:VAL:HG11	9	1.76
(1,33)	1:A:55:SER:CA	2:B:101:VAL:HG12	9	1.76
(1,33)	1:A:55:SER:CA	2:B:101:VAL:HG13	9	1.76
(1,33)	1:A:55:SER:CA	2:B:101:VAL:HG21	9	1.76
(1,33)	1:A:55:SER:CA	2:B:101:VAL:HG22	9	1.76
(1,33)	1:A:55:SER:CA	2:B:101:VAL:HG23	9	1.76
(1,33)	1:A:55:SER:CA	2:B:101:VAL:N	9	1.76
(1,33)	1:A:55:SER:CA	2:B:101:VAL:O	9	1.76
(1,33)	1:A:55:SER:CB	2:B:75:ILE:C	9	1.76
(1,33)	1:A:55:SER:CB	2:B:75:ILE:CA	9	1.76
(1,33)	1:A:55:SER:CB	2:B:75:ILE:CB	9	1.76
(1,33)	1:A:55:SER:CB	2:B:75:ILE:CD1	9	1.76
(1,33)	1:A:55:SER:CB	2:B:75:ILE:CG1	9	1.76
(1,33)	1:A:55:SER:CB	2:B:75:ILE:CG2	9	1.76
(1,33)	1:A:55:SER:CB	2:B:75:ILE:H	9	1.76
(1,33)	1:A:55:SER:CB	2:B:75:ILE:HA	9	1.76
(1,33)	1:A:55:SER:CB	2:B:75:ILE:HB	9	1.76
(1,33)	1:A:55:SER:CB	2:B:75:ILE:HD11	9	1.76
(1,33)	1:A:55:SER:CB	2:B:75:ILE:HD12	9	1.76
(1,33)	1:A:55:SER:CB	2:B:75:ILE:HD13	9	1.76
(1,33)	1:A:55:SER:CB	2:B:75:ILE:HG12	9	1.76
(1,33)	1:A:55:SER:CB	2:B:75:ILE:HG13	9	1.76
(1,33)	1:A:55:SER:CB	2:B:75:ILE:HG21	9	1.76
(1,33)	1:A:55:SER:CB	2:B:75:ILE:HG22	9	1.76
(1,33)	1:A:55:SER:CB	2:B:75:ILE:HG23	9	1.76
(1,33)	1:A:55:SER:CB	2:B:75:ILE:N	9	1.76

*Continued on next page...*

*Continued from previous page...*

Key	Atom-1	Atom-2	Model ID	Violation (Å)
(1,33)	1:A:55:SER:CB	2:B:75:ILE:O	9	1.76
(1,33)	1:A:55:SER:CB	2:B:77:ALA:C	9	1.76
(1,33)	1:A:55:SER:CB	2:B:77:ALA:CA	9	1.76
(1,33)	1:A:55:SER:CB	2:B:77:ALA:CB	9	1.76
(1,33)	1:A:55:SER:CB	2:B:77:ALA:H	9	1.76
(1,33)	1:A:55:SER:CB	2:B:77:ALA:HA	9	1.76
(1,33)	1:A:55:SER:CB	2:B:77:ALA:HB1	9	1.76
(1,33)	1:A:55:SER:CB	2:B:77:ALA:HB2	9	1.76
(1,33)	1:A:55:SER:CB	2:B:77:ALA:HB3	9	1.76
(1,33)	1:A:55:SER:CB	2:B:77:ALA:N	9	1.76
(1,33)	1:A:55:SER:CB	2:B:77:ALA:O	9	1.76
(1,33)	1:A:55:SER:CB	2:B:78:GLY:C	9	1.76
(1,33)	1:A:55:SER:CB	2:B:78:GLY:CA	9	1.76
(1,33)	1:A:55:SER:CB	2:B:78:GLY:H	9	1.76
(1,33)	1:A:55:SER:CB	2:B:78:GLY:HA2	9	1.76
(1,33)	1:A:55:SER:CB	2:B:78:GLY:HA3	9	1.76
(1,33)	1:A:55:SER:CB	2:B:78:GLY:N	9	1.76
(1,33)	1:A:55:SER:CB	2:B:78:GLY:O	9	1.76
(1,33)	1:A:55:SER:CB	2:B:79:LYS:C	9	1.76
(1,33)	1:A:55:SER:CB	2:B:79:LYS:CA	9	1.76
(1,33)	1:A:55:SER:CB	2:B:79:LYS:CB	9	1.76
(1,33)	1:A:55:SER:CB	2:B:79:LYS:CD	9	1.76
(1,33)	1:A:55:SER:CB	2:B:79:LYS:CE	9	1.76
(1,33)	1:A:55:SER:CB	2:B:79:LYS:CG	9	1.76
(1,33)	1:A:55:SER:CB	2:B:79:LYS:H	9	1.76
(1,33)	1:A:55:SER:CB	2:B:79:LYS:HA	9	1.76
(1,33)	1:A:55:SER:CB	2:B:79:LYS:HB2	9	1.76
(1,33)	1:A:55:SER:CB	2:B:79:LYS:HB3	9	1.76
(1,33)	1:A:55:SER:CB	2:B:79:LYS:HD2	9	1.76
(1,33)	1:A:55:SER:CB	2:B:79:LYS:HD3	9	1.76
(1,33)	1:A:55:SER:CB	2:B:79:LYS:HE2	9	1.76
(1,33)	1:A:55:SER:CB	2:B:79:LYS:HE3	9	1.76
(1,33)	1:A:55:SER:CB	2:B:79:LYS:HG2	9	1.76
(1,33)	1:A:55:SER:CB	2:B:79:LYS:HG3	9	1.76
(1,33)	1:A:55:SER:CB	2:B:79:LYS:HZ1	9	1.76
(1,33)	1:A:55:SER:CB	2:B:79:LYS:HZ2	9	1.76
(1,33)	1:A:55:SER:CB	2:B:79:LYS:HZ3	9	1.76
(1,33)	1:A:55:SER:CB	2:B:79:LYS:N	9	1.76
(1,33)	1:A:55:SER:CB	2:B:79:LYS:NZ	9	1.76
(1,33)	1:A:55:SER:CB	2:B:79:LYS:O	9	1.76
(1,33)	1:A:55:SER:CB	2:B:80:ILE:C	9	1.76
(1,33)	1:A:55:SER:CB	2:B:80:ILE:CA	9	1.76

*Continued on next page...*

*Continued from previous page...*

Key	Atom-1	Atom-2	Model ID	Violation (Å)
(1,33)	1:A:55:SER:CB	2:B:80:ILE:CB	9	1.76
(1,33)	1:A:55:SER:CB	2:B:80:ILE:CD1	9	1.76
(1,33)	1:A:55:SER:CB	2:B:80:ILE:CG1	9	1.76
(1,33)	1:A:55:SER:CB	2:B:80:ILE:CG2	9	1.76
(1,33)	1:A:55:SER:CB	2:B:80:ILE:H	9	1.76
(1,33)	1:A:55:SER:CB	2:B:80:ILE:HA	9	1.76
(1,33)	1:A:55:SER:CB	2:B:80:ILE:HB	9	1.76
(1,33)	1:A:55:SER:CB	2:B:80:ILE:HD11	9	1.76
(1,33)	1:A:55:SER:CB	2:B:80:ILE:HD12	9	1.76
(1,33)	1:A:55:SER:CB	2:B:80:ILE:HD13	9	1.76
(1,33)	1:A:55:SER:CB	2:B:80:ILE:HG12	9	1.76
(1,33)	1:A:55:SER:CB	2:B:80:ILE:HG13	9	1.76
(1,33)	1:A:55:SER:CB	2:B:80:ILE:HG21	9	1.76
(1,33)	1:A:55:SER:CB	2:B:80:ILE:HG22	9	1.76
(1,33)	1:A:55:SER:CB	2:B:80:ILE:HG23	9	1.76
(1,33)	1:A:55:SER:CB	2:B:80:ILE:N	9	1.76
(1,33)	1:A:55:SER:CB	2:B:80:ILE:O	9	1.76
(1,33)	1:A:55:SER:CB	2:B:84:GLN:C	9	1.76
(1,33)	1:A:55:SER:CB	2:B:84:GLN:CA	9	1.76
(1,33)	1:A:55:SER:CB	2:B:84:GLN:CB	9	1.76
(1,33)	1:A:55:SER:CB	2:B:84:GLN:CD	9	1.76
(1,33)	1:A:55:SER:CB	2:B:84:GLN:CG	9	1.76
(1,33)	1:A:55:SER:CB	2:B:84:GLN:H	9	1.76
(1,33)	1:A:55:SER:CB	2:B:84:GLN:HA	9	1.76
(1,33)	1:A:55:SER:CB	2:B:84:GLN:HB2	9	1.76
(1,33)	1:A:55:SER:CB	2:B:84:GLN:HB3	9	1.76
(1,33)	1:A:55:SER:CB	2:B:84:GLN:HE21	9	1.76
(1,33)	1:A:55:SER:CB	2:B:84:GLN:HE22	9	1.76
(1,33)	1:A:55:SER:CB	2:B:84:GLN:HG2	9	1.76
(1,33)	1:A:55:SER:CB	2:B:84:GLN:HG3	9	1.76
(1,33)	1:A:55:SER:CB	2:B:84:GLN:N	9	1.76
(1,33)	1:A:55:SER:CB	2:B:84:GLN:NE2	9	1.76
(1,33)	1:A:55:SER:CB	2:B:84:GLN:O	9	1.76
(1,33)	1:A:55:SER:CB	2:B:84:GLN:OE1	9	1.76
(1,33)	1:A:55:SER:CB	2:B:97:THR:C	9	1.76
(1,33)	1:A:55:SER:CB	2:B:97:THR:CA	9	1.76
(1,33)	1:A:55:SER:CB	2:B:97:THR:CB	9	1.76
(1,33)	1:A:55:SER:CB	2:B:97:THR:CG2	9	1.76
(1,33)	1:A:55:SER:CB	2:B:97:THR:H	9	1.76
(1,33)	1:A:55:SER:CB	2:B:97:THR:HA	9	1.76
(1,33)	1:A:55:SER:CB	2:B:97:THR:HB	9	1.76
(1,33)	1:A:55:SER:CB	2:B:97:THR:HG1	9	1.76

*Continued on next page...*

*Continued from previous page...*

Key	Atom-1	Atom-2	Model ID	Violation (Å)
(1,33)	1:A:55:SER:CB	2:B:97:THR:HG21	9	1.76
(1,33)	1:A:55:SER:CB	2:B:97:THR:HG22	9	1.76
(1,33)	1:A:55:SER:CB	2:B:97:THR:HG23	9	1.76
(1,33)	1:A:55:SER:CB	2:B:97:THR:N	9	1.76
(1,33)	1:A:55:SER:CB	2:B:97:THR:O	9	1.76
(1,33)	1:A:55:SER:CB	2:B:97:THR:OG1	9	1.76
(1,33)	1:A:55:SER:CB	2:B:99:HIS:C	9	1.76
(1,33)	1:A:55:SER:CB	2:B:99:HIS:CA	9	1.76
(1,33)	1:A:55:SER:CB	2:B:99:HIS:CB	9	1.76
(1,33)	1:A:55:SER:CB	2:B:99:HIS:CD2	9	1.76
(1,33)	1:A:55:SER:CB	2:B:99:HIS:CE1	9	1.76
(1,33)	1:A:55:SER:CB	2:B:99:HIS:CG	9	1.76
(1,33)	1:A:55:SER:CB	2:B:99:HIS:H	9	1.76
(1,33)	1:A:55:SER:CB	2:B:99:HIS:HA	9	1.76
(1,33)	1:A:55:SER:CB	2:B:99:HIS:HB2	9	1.76
(1,33)	1:A:55:SER:CB	2:B:99:HIS:HB3	9	1.76
(1,33)	1:A:55:SER:CB	2:B:99:HIS:HD1	9	1.76
(1,33)	1:A:55:SER:CB	2:B:99:HIS:HD2	9	1.76
(1,33)	1:A:55:SER:CB	2:B:99:HIS:HE1	9	1.76
(1,33)	1:A:55:SER:CB	2:B:99:HIS:HE2	9	1.76
(1,33)	1:A:55:SER:CB	2:B:99:HIS:N	9	1.76
(1,33)	1:A:55:SER:CB	2:B:99:HIS:ND1	9	1.76
(1,33)	1:A:55:SER:CB	2:B:99:HIS:NE2	9	1.76
(1,33)	1:A:55:SER:CB	2:B:99:HIS:O	9	1.76
(1,33)	1:A:55:SER:CB	2:B:101:VAL:C	9	1.76
(1,33)	1:A:55:SER:CB	2:B:101:VAL:CA	9	1.76
(1,33)	1:A:55:SER:CB	2:B:101:VAL:CB	9	1.76
(1,33)	1:A:55:SER:CB	2:B:101:VAL:CG1	9	1.76
(1,33)	1:A:55:SER:CB	2:B:101:VAL:CG2	9	1.76
(1,33)	1:A:55:SER:CB	2:B:101:VAL:H	9	1.76
(1,33)	1:A:55:SER:CB	2:B:101:VAL:HA	9	1.76
(1,33)	1:A:55:SER:CB	2:B:101:VAL:HB	9	1.76
(1,33)	1:A:55:SER:CB	2:B:101:VAL:HG11	9	1.76
(1,33)	1:A:55:SER:CB	2:B:101:VAL:HG12	9	1.76
(1,33)	1:A:55:SER:CB	2:B:101:VAL:HG13	9	1.76
(1,33)	1:A:55:SER:CB	2:B:101:VAL:HG21	9	1.76
(1,33)	1:A:55:SER:CB	2:B:101:VAL:HG22	9	1.76
(1,33)	1:A:55:SER:CB	2:B:101:VAL:HG23	9	1.76
(1,33)	1:A:55:SER:CB	2:B:101:VAL:N	9	1.76
(1,33)	1:A:55:SER:CB	2:B:101:VAL:O	9	1.76
(1,33)	1:A:55:SER:H	2:B:75:ILE:C	9	1.76
(1,33)	1:A:55:SER:H	2:B:75:ILE:CA	9	1.76

*Continued on next page...*



*Continued from previous page...*

Key	Atom-1	Atom-2	Model ID	Violation (Å)
(1,33)	1:A:55:SER:H	2:B:75:ILE:CB	9	1.76
(1,33)	1:A:55:SER:H	2:B:75:ILE:CD1	9	1.76
(1,33)	1:A:55:SER:H	2:B:75:ILE:CG1	9	1.76
(1,33)	1:A:55:SER:H	2:B:75:ILE:CG2	9	1.76
(1,33)	1:A:55:SER:H	2:B:75:ILE:H	9	1.76
(1,33)	1:A:55:SER:H	2:B:75:ILE:HA	9	1.76
(1,33)	1:A:55:SER:H	2:B:75:ILE:HB	9	1.76
(1,33)	1:A:55:SER:H	2:B:75:ILE:HD11	9	1.76
(1,33)	1:A:55:SER:H	2:B:75:ILE:HD12	9	1.76
(1,33)	1:A:55:SER:H	2:B:75:ILE:HD13	9	1.76
(1,33)	1:A:55:SER:H	2:B:75:ILE:HG12	9	1.76
(1,33)	1:A:55:SER:H	2:B:75:ILE:HG13	9	1.76
(1,33)	1:A:55:SER:H	2:B:75:ILE:HG21	9	1.76
(1,33)	1:A:55:SER:H	2:B:75:ILE:HG22	9	1.76
(1,33)	1:A:55:SER:H	2:B:75:ILE:HG23	9	1.76
(1,33)	1:A:55:SER:H	2:B:75:ILE:N	9	1.76
(1,33)	1:A:55:SER:H	2:B:75:ILE:O	9	1.76
(1,33)	1:A:55:SER:H	2:B:77:ALA:C	9	1.76
(1,33)	1:A:55:SER:H	2:B:77:ALA:CA	9	1.76
(1,33)	1:A:55:SER:H	2:B:77:ALA:CB	9	1.76
(1,33)	1:A:55:SER:H	2:B:77:ALA:H	9	1.76
(1,33)	1:A:55:SER:H	2:B:77:ALA:HA	9	1.76
(1,33)	1:A:55:SER:H	2:B:77:ALA:HB1	9	1.76
(1,33)	1:A:55:SER:H	2:B:77:ALA:HB2	9	1.76
(1,33)	1:A:55:SER:H	2:B:77:ALA:HB3	9	1.76
(1,33)	1:A:55:SER:H	2:B:77:ALA:N	9	1.76
(1,33)	1:A:55:SER:H	2:B:77:ALA:O	9	1.76
(1,33)	1:A:55:SER:H	2:B:78:GLY:C	9	1.76
(1,33)	1:A:55:SER:H	2:B:78:GLY:CA	9	1.76
(1,33)	1:A:55:SER:H	2:B:78:GLY:H	9	1.76
(1,33)	1:A:55:SER:H	2:B:78:GLY:HA2	9	1.76
(1,33)	1:A:55:SER:H	2:B:78:GLY:HA3	9	1.76
(1,33)	1:A:55:SER:H	2:B:78:GLY:N	9	1.76
(1,33)	1:A:55:SER:H	2:B:78:GLY:O	9	1.76
(1,33)	1:A:55:SER:H	2:B:79:LYS:C	9	1.76
(1,33)	1:A:55:SER:H	2:B:79:LYS:CA	9	1.76
(1,33)	1:A:55:SER:H	2:B:79:LYS:CB	9	1.76
(1,33)	1:A:55:SER:H	2:B:79:LYS:CD	9	1.76
(1,33)	1:A:55:SER:H	2:B:79:LYS:CE	9	1.76
(1,33)	1:A:55:SER:H	2:B:79:LYS:CG	9	1.76
(1,33)	1:A:55:SER:H	2:B:79:LYS:H	9	1.76
(1,33)	1:A:55:SER:H	2:B:79:LYS:HA	9	1.76

*Continued on next page...*

*Continued from previous page...*

Key	Atom-1	Atom-2	Model ID	Violation (Å)
(1,33)	1:A:55:SER:H	2:B:79:LYS:HB2	9	1.76
(1,33)	1:A:55:SER:H	2:B:79:LYS:HB3	9	1.76
(1,33)	1:A:55:SER:H	2:B:79:LYS:HD2	9	1.76
(1,33)	1:A:55:SER:H	2:B:79:LYS:HD3	9	1.76
(1,33)	1:A:55:SER:H	2:B:79:LYS:HE2	9	1.76
(1,33)	1:A:55:SER:H	2:B:79:LYS:HE3	9	1.76
(1,33)	1:A:55:SER:H	2:B:79:LYS:HG2	9	1.76
(1,33)	1:A:55:SER:H	2:B:79:LYS:HG3	9	1.76
(1,33)	1:A:55:SER:H	2:B:79:LYS:HZ1	9	1.76
(1,33)	1:A:55:SER:H	2:B:79:LYS:HZ2	9	1.76
(1,33)	1:A:55:SER:H	2:B:79:LYS:HZ3	9	1.76
(1,33)	1:A:55:SER:H	2:B:79:LYS:N	9	1.76
(1,33)	1:A:55:SER:H	2:B:79:LYS:NZ	9	1.76
(1,33)	1:A:55:SER:H	2:B:79:LYS:O	9	1.76
(1,33)	1:A:55:SER:H	2:B:80:ILE:C	9	1.76
(1,33)	1:A:55:SER:H	2:B:80:ILE:CA	9	1.76
(1,33)	1:A:55:SER:H	2:B:80:ILE:CB	9	1.76
(1,33)	1:A:55:SER:H	2:B:80:ILE:CD1	9	1.76
(1,33)	1:A:55:SER:H	2:B:80:ILE:CG1	9	1.76
(1,33)	1:A:55:SER:H	2:B:80:ILE:CG2	9	1.76
(1,33)	1:A:55:SER:H	2:B:80:ILE:H	9	1.76
(1,33)	1:A:55:SER:H	2:B:80:ILE:HA	9	1.76
(1,33)	1:A:55:SER:H	2:B:80:ILE:HB	9	1.76
(1,33)	1:A:55:SER:H	2:B:80:ILE:HD11	9	1.76
(1,33)	1:A:55:SER:H	2:B:80:ILE:HD12	9	1.76
(1,33)	1:A:55:SER:H	2:B:80:ILE:HD13	9	1.76
(1,33)	1:A:55:SER:H	2:B:80:ILE:HG12	9	1.76
(1,33)	1:A:55:SER:H	2:B:80:ILE:HG13	9	1.76
(1,33)	1:A:55:SER:H	2:B:80:ILE:HG21	9	1.76
(1,33)	1:A:55:SER:H	2:B:80:ILE:HG22	9	1.76
(1,33)	1:A:55:SER:H	2:B:80:ILE:HG23	9	1.76
(1,33)	1:A:55:SER:H	2:B:80:ILE:N	9	1.76
(1,33)	1:A:55:SER:H	2:B:80:ILE:O	9	1.76
(1,33)	1:A:55:SER:H	2:B:84:GLN:C	9	1.76
(1,33)	1:A:55:SER:H	2:B:84:GLN:CA	9	1.76
(1,33)	1:A:55:SER:H	2:B:84:GLN:CB	9	1.76
(1,33)	1:A:55:SER:H	2:B:84:GLN:CD	9	1.76
(1,33)	1:A:55:SER:H	2:B:84:GLN:CG	9	1.76
(1,33)	1:A:55:SER:H	2:B:84:GLN:H	9	1.76
(1,33)	1:A:55:SER:H	2:B:84:GLN:HA	9	1.76
(1,33)	1:A:55:SER:H	2:B:84:GLN:HB2	9	1.76
(1,33)	1:A:55:SER:H	2:B:84:GLN:HB3	9	1.76

*Continued on next page...*

*Continued from previous page...*

Key	Atom-1	Atom-2	Model ID	Violation (Å)
(1,33)	1:A:55:SER:H	2:B:84:GLN:HE21	9	1.76
(1,33)	1:A:55:SER:H	2:B:84:GLN:HE22	9	1.76
(1,33)	1:A:55:SER:H	2:B:84:GLN:HG2	9	1.76
(1,33)	1:A:55:SER:H	2:B:84:GLN:HG3	9	1.76
(1,33)	1:A:55:SER:H	2:B:84:GLN:N	9	1.76
(1,33)	1:A:55:SER:H	2:B:84:GLN:NE2	9	1.76
(1,33)	1:A:55:SER:H	2:B:84:GLN:O	9	1.76
(1,33)	1:A:55:SER:H	2:B:84:GLN:OE1	9	1.76
(1,33)	1:A:55:SER:H	2:B:97:THR:C	9	1.76
(1,33)	1:A:55:SER:H	2:B:97:THR:CA	9	1.76
(1,33)	1:A:55:SER:H	2:B:97:THR:CB	9	1.76
(1,33)	1:A:55:SER:H	2:B:97:THR:CG2	9	1.76
(1,33)	1:A:55:SER:H	2:B:97:THR:H	9	1.76
(1,33)	1:A:55:SER:H	2:B:97:THR:HA	9	1.76
(1,33)	1:A:55:SER:H	2:B:97:THR:HB	9	1.76
(1,33)	1:A:55:SER:H	2:B:97:THR:HG1	9	1.76
(1,33)	1:A:55:SER:H	2:B:97:THR:HG21	9	1.76
(1,33)	1:A:55:SER:H	2:B:97:THR:HG22	9	1.76
(1,33)	1:A:55:SER:H	2:B:97:THR:HG23	9	1.76
(1,33)	1:A:55:SER:H	2:B:97:THR:N	9	1.76
(1,33)	1:A:55:SER:H	2:B:97:THR:O	9	1.76
(1,33)	1:A:55:SER:H	2:B:97:THR:OG1	9	1.76
(1,33)	1:A:55:SER:H	2:B:99:HIS:C	9	1.76
(1,33)	1:A:55:SER:H	2:B:99:HIS:CA	9	1.76
(1,33)	1:A:55:SER:H	2:B:99:HIS:CB	9	1.76
(1,33)	1:A:55:SER:H	2:B:99:HIS:CD2	9	1.76
(1,33)	1:A:55:SER:H	2:B:99:HIS:CE1	9	1.76
(1,33)	1:A:55:SER:H	2:B:99:HIS:CG	9	1.76
(1,33)	1:A:55:SER:H	2:B:99:HIS:H	9	1.76
(1,33)	1:A:55:SER:H	2:B:99:HIS:HA	9	1.76
(1,33)	1:A:55:SER:H	2:B:99:HIS:HB2	9	1.76
(1,33)	1:A:55:SER:H	2:B:99:HIS:HB3	9	1.76
(1,33)	1:A:55:SER:H	2:B:99:HIS:HD1	9	1.76
(1,33)	1:A:55:SER:H	2:B:99:HIS:HD2	9	1.76
(1,33)	1:A:55:SER:H	2:B:99:HIS:HE1	9	1.76
(1,33)	1:A:55:SER:H	2:B:99:HIS:HE2	9	1.76
(1,33)	1:A:55:SER:H	2:B:99:HIS:N	9	1.76
(1,33)	1:A:55:SER:H	2:B:99:HIS:ND1	9	1.76
(1,33)	1:A:55:SER:H	2:B:99:HIS:NE2	9	1.76
(1,33)	1:A:55:SER:H	2:B:99:HIS:O	9	1.76
(1,33)	1:A:55:SER:H	2:B:101:VAL:C	9	1.76
(1,33)	1:A:55:SER:H	2:B:101:VAL:CA	9	1.76

*Continued on next page...*

*Continued from previous page...*

Key	Atom-1	Atom-2	Model ID	Violation (Å)
(1,33)	1:A:55:SER:H	2:B:101:VAL:CB	9	1.76
(1,33)	1:A:55:SER:H	2:B:101:VAL:CG1	9	1.76
(1,33)	1:A:55:SER:H	2:B:101:VAL:CG2	9	1.76
(1,33)	1:A:55:SER:H	2:B:101:VAL:H	9	1.76
(1,33)	1:A:55:SER:H	2:B:101:VAL:HA	9	1.76
(1,33)	1:A:55:SER:H	2:B:101:VAL:HB	9	1.76
(1,33)	1:A:55:SER:H	2:B:101:VAL:HG11	9	1.76
(1,33)	1:A:55:SER:H	2:B:101:VAL:HG12	9	1.76
(1,33)	1:A:55:SER:H	2:B:101:VAL:HG13	9	1.76
(1,33)	1:A:55:SER:H	2:B:101:VAL:HG21	9	1.76
(1,33)	1:A:55:SER:H	2:B:101:VAL:HG22	9	1.76
(1,33)	1:A:55:SER:H	2:B:101:VAL:HG23	9	1.76
(1,33)	1:A:55:SER:H	2:B:101:VAL:N	9	1.76
(1,33)	1:A:55:SER:H	2:B:101:VAL:O	9	1.76
(1,33)	1:A:55:SER:HA	2:B:75:ILE:C	9	1.76
(1,33)	1:A:55:SER:HA	2:B:75:ILE:CA	9	1.76
(1,33)	1:A:55:SER:HA	2:B:75:ILE:CB	9	1.76
(1,33)	1:A:55:SER:HA	2:B:75:ILE:CD1	9	1.76
(1,33)	1:A:55:SER:HA	2:B:75:ILE:CG1	9	1.76
(1,33)	1:A:55:SER:HA	2:B:75:ILE:CG2	9	1.76
(1,33)	1:A:55:SER:HA	2:B:75:ILE:H	9	1.76
(1,33)	1:A:55:SER:HA	2:B:75:ILE:HA	9	1.76
(1,33)	1:A:55:SER:HA	2:B:75:ILE:HB	9	1.76
(1,33)	1:A:55:SER:HA	2:B:75:ILE:HD11	9	1.76
(1,33)	1:A:55:SER:HA	2:B:75:ILE:HD12	9	1.76
(1,33)	1:A:55:SER:HA	2:B:75:ILE:HD13	9	1.76
(1,33)	1:A:55:SER:HA	2:B:75:ILE:HG12	9	1.76
(1,33)	1:A:55:SER:HA	2:B:75:ILE:HG13	9	1.76
(1,33)	1:A:55:SER:HA	2:B:75:ILE:HG21	9	1.76
(1,33)	1:A:55:SER:HA	2:B:75:ILE:HG22	9	1.76
(1,33)	1:A:55:SER:HA	2:B:75:ILE:HG23	9	1.76
(1,33)	1:A:55:SER:HA	2:B:75:ILE:N	9	1.76
(1,33)	1:A:55:SER:HA	2:B:75:ILE:O	9	1.76
(1,33)	1:A:55:SER:HA	2:B:77:ALA:C	9	1.76
(1,33)	1:A:55:SER:HA	2:B:77:ALA:CA	9	1.76
(1,33)	1:A:55:SER:HA	2:B:77:ALA:CB	9	1.76
(1,33)	1:A:55:SER:HA	2:B:77:ALA:H	9	1.76
(1,33)	1:A:55:SER:HA	2:B:77:ALA:HA	9	1.76
(1,33)	1:A:55:SER:HA	2:B:77:ALA:HB1	9	1.76
(1,33)	1:A:55:SER:HA	2:B:77:ALA:HB2	9	1.76
(1,33)	1:A:55:SER:HA	2:B:77:ALA:HB3	9	1.76
(1,33)	1:A:55:SER:HA	2:B:77:ALA:N	9	1.76

*Continued on next page...*

*Continued from previous page...*

Key	Atom-1	Atom-2	Model ID	Violation (Å)
(1,33)	1:A:55:SER:HA	2:B:77:ALA:O	9	1.76
(1,33)	1:A:55:SER:HA	2:B:78:GLY:C	9	1.76
(1,33)	1:A:55:SER:HA	2:B:78:GLY:CA	9	1.76
(1,33)	1:A:55:SER:HA	2:B:78:GLY:H	9	1.76
(1,33)	1:A:55:SER:HA	2:B:78:GLY:HA2	9	1.76
(1,33)	1:A:55:SER:HA	2:B:78:GLY:HA3	9	1.76
(1,33)	1:A:55:SER:HA	2:B:78:GLY:N	9	1.76
(1,33)	1:A:55:SER:HA	2:B:78:GLY:O	9	1.76
(1,33)	1:A:55:SER:HA	2:B:79:LYS:C	9	1.76
(1,33)	1:A:55:SER:HA	2:B:79:LYS:CA	9	1.76
(1,33)	1:A:55:SER:HA	2:B:79:LYS:CB	9	1.76
(1,33)	1:A:55:SER:HA	2:B:79:LYS:CD	9	1.76
(1,33)	1:A:55:SER:HA	2:B:79:LYS:CE	9	1.76
(1,33)	1:A:55:SER:HA	2:B:79:LYS:CG	9	1.76
(1,33)	1:A:55:SER:HA	2:B:79:LYS:H	9	1.76
(1,33)	1:A:55:SER:HA	2:B:79:LYS:HA	9	1.76
(1,33)	1:A:55:SER:HA	2:B:79:LYS:HB2	9	1.76
(1,33)	1:A:55:SER:HA	2:B:79:LYS:HB3	9	1.76
(1,33)	1:A:55:SER:HA	2:B:79:LYS:HD2	9	1.76
(1,33)	1:A:55:SER:HA	2:B:79:LYS:HD3	9	1.76
(1,33)	1:A:55:SER:HA	2:B:79:LYS:HE2	9	1.76
(1,33)	1:A:55:SER:HA	2:B:79:LYS:HE3	9	1.76
(1,33)	1:A:55:SER:HA	2:B:79:LYS:HG2	9	1.76
(1,33)	1:A:55:SER:HA	2:B:79:LYS:HG3	9	1.76
(1,33)	1:A:55:SER:HA	2:B:79:LYS:HZ1	9	1.76
(1,33)	1:A:55:SER:HA	2:B:79:LYS:HZ2	9	1.76
(1,33)	1:A:55:SER:HA	2:B:79:LYS:HZ3	9	1.76
(1,33)	1:A:55:SER:HA	2:B:79:LYS:N	9	1.76
(1,33)	1:A:55:SER:HA	2:B:79:LYS:NZ	9	1.76
(1,33)	1:A:55:SER:HA	2:B:79:LYS:O	9	1.76
(1,33)	1:A:55:SER:HA	2:B:80:ILE:C	9	1.76
(1,33)	1:A:55:SER:HA	2:B:80:ILE:CA	9	1.76
(1,33)	1:A:55:SER:HA	2:B:80:ILE:CB	9	1.76
(1,33)	1:A:55:SER:HA	2:B:80:ILE:CD1	9	1.76
(1,33)	1:A:55:SER:HA	2:B:80:ILE:CG1	9	1.76
(1,33)	1:A:55:SER:HA	2:B:80:ILE:CG2	9	1.76
(1,33)	1:A:55:SER:HA	2:B:80:ILE:H	9	1.76
(1,33)	1:A:55:SER:HA	2:B:80:ILE:HA	9	1.76
(1,33)	1:A:55:SER:HA	2:B:80:ILE:HB	9	1.76
(1,33)	1:A:55:SER:HA	2:B:80:ILE:HD11	9	1.76
(1,33)	1:A:55:SER:HA	2:B:80:ILE:HD12	9	1.76
(1,33)	1:A:55:SER:HA	2:B:80:ILE:HD13	9	1.76

*Continued on next page...*

*Continued from previous page...*

Key	Atom-1	Atom-2	Model ID	Violation (Å)
(1,33)	1:A:55:SER:HA	2:B:80:ILE:HG12	9	1.76
(1,33)	1:A:55:SER:HA	2:B:80:ILE:HG13	9	1.76
(1,33)	1:A:55:SER:HA	2:B:80:ILE:HG21	9	1.76
(1,33)	1:A:55:SER:HA	2:B:80:ILE:HG22	9	1.76
(1,33)	1:A:55:SER:HA	2:B:80:ILE:HG23	9	1.76
(1,33)	1:A:55:SER:HA	2:B:80:ILE:N	9	1.76
(1,33)	1:A:55:SER:HA	2:B:80:ILE:O	9	1.76
(1,33)	1:A:55:SER:HA	2:B:84:GLN:C	9	1.76
(1,33)	1:A:55:SER:HA	2:B:84:GLN:CA	9	1.76
(1,33)	1:A:55:SER:HA	2:B:84:GLN:CB	9	1.76
(1,33)	1:A:55:SER:HA	2:B:84:GLN:CD	9	1.76
(1,33)	1:A:55:SER:HA	2:B:84:GLN:CG	9	1.76
(1,33)	1:A:55:SER:HA	2:B:84:GLN:H	9	1.76
(1,33)	1:A:55:SER:HA	2:B:84:GLN:HA	9	1.76
(1,33)	1:A:55:SER:HA	2:B:84:GLN:HB2	9	1.76
(1,33)	1:A:55:SER:HA	2:B:84:GLN:HB3	9	1.76
(1,33)	1:A:55:SER:HA	2:B:84:GLN:HE21	9	1.76
(1,33)	1:A:55:SER:HA	2:B:84:GLN:HE22	9	1.76
(1,33)	1:A:55:SER:HA	2:B:84:GLN:HG2	9	1.76
(1,33)	1:A:55:SER:HA	2:B:84:GLN:HG3	9	1.76
(1,33)	1:A:55:SER:HA	2:B:84:GLN:N	9	1.76
(1,33)	1:A:55:SER:HA	2:B:84:GLN:NE2	9	1.76
(1,33)	1:A:55:SER:HA	2:B:84:GLN:O	9	1.76
(1,33)	1:A:55:SER:HA	2:B:84:GLN:OE1	9	1.76
(1,33)	1:A:55:SER:HA	2:B:97:THR:C	9	1.76
(1,33)	1:A:55:SER:HA	2:B:97:THR:CA	9	1.76
(1,33)	1:A:55:SER:HA	2:B:97:THR:CB	9	1.76
(1,33)	1:A:55:SER:HA	2:B:97:THR:CG2	9	1.76
(1,33)	1:A:55:SER:HA	2:B:97:THR:H	9	1.76
(1,33)	1:A:55:SER:HA	2:B:97:THR:HA	9	1.76
(1,33)	1:A:55:SER:HA	2:B:97:THR:HB	9	1.76
(1,33)	1:A:55:SER:HA	2:B:97:THR:HG1	9	1.76
(1,33)	1:A:55:SER:HA	2:B:97:THR:HG21	9	1.76
(1,33)	1:A:55:SER:HA	2:B:97:THR:HG22	9	1.76
(1,33)	1:A:55:SER:HA	2:B:97:THR:HG23	9	1.76
(1,33)	1:A:55:SER:HA	2:B:97:THR:N	9	1.76
(1,33)	1:A:55:SER:HA	2:B:97:THR:O	9	1.76
(1,33)	1:A:55:SER:HA	2:B:97:THR:OG1	9	1.76
(1,33)	1:A:55:SER:HA	2:B:99:HIS:C	9	1.76
(1,33)	1:A:55:SER:HA	2:B:99:HIS:CA	9	1.76
(1,33)	1:A:55:SER:HA	2:B:99:HIS:CB	9	1.76
(1,33)	1:A:55:SER:HA	2:B:99:HIS:CD2	9	1.76

*Continued on next page...*

*Continued from previous page...*

Key	Atom-1	Atom-2	Model ID	Violation (Å)
(1,33)	1:A:55:SER:HA	2:B:99:HIS:CE1	9	1.76
(1,33)	1:A:55:SER:HA	2:B:99:HIS:CG	9	1.76
(1,33)	1:A:55:SER:HA	2:B:99:HIS:H	9	1.76
(1,33)	1:A:55:SER:HA	2:B:99:HIS:HA	9	1.76
(1,33)	1:A:55:SER:HA	2:B:99:HIS:HB2	9	1.76
(1,33)	1:A:55:SER:HA	2:B:99:HIS:HB3	9	1.76
(1,33)	1:A:55:SER:HA	2:B:99:HIS:HD1	9	1.76
(1,33)	1:A:55:SER:HA	2:B:99:HIS:HD2	9	1.76
(1,33)	1:A:55:SER:HA	2:B:99:HIS:HE1	9	1.76
(1,33)	1:A:55:SER:HA	2:B:99:HIS:HE2	9	1.76
(1,33)	1:A:55:SER:HA	2:B:99:HIS:N	9	1.76
(1,33)	1:A:55:SER:HA	2:B:99:HIS:ND1	9	1.76
(1,33)	1:A:55:SER:HA	2:B:99:HIS:NE2	9	1.76
(1,33)	1:A:55:SER:HA	2:B:99:HIS:O	9	1.76
(1,33)	1:A:55:SER:HA	2:B:101:VAL:C	9	1.76
(1,33)	1:A:55:SER:HA	2:B:101:VAL:CA	9	1.76
(1,33)	1:A:55:SER:HA	2:B:101:VAL:CB	9	1.76
(1,33)	1:A:55:SER:HA	2:B:101:VAL:CG1	9	1.76
(1,33)	1:A:55:SER:HA	2:B:101:VAL:CG2	9	1.76
(1,33)	1:A:55:SER:HA	2:B:101:VAL:H	9	1.76
(1,33)	1:A:55:SER:HA	2:B:101:VAL:HA	9	1.76
(1,33)	1:A:55:SER:HA	2:B:101:VAL:HB	9	1.76
(1,33)	1:A:55:SER:HA	2:B:101:VAL:HG11	9	1.76
(1,33)	1:A:55:SER:HA	2:B:101:VAL:HG12	9	1.76
(1,33)	1:A:55:SER:HA	2:B:101:VAL:HG13	9	1.76
(1,33)	1:A:55:SER:HA	2:B:101:VAL:HG21	9	1.76
(1,33)	1:A:55:SER:HA	2:B:101:VAL:HG22	9	1.76
(1,33)	1:A:55:SER:HA	2:B:101:VAL:HG23	9	1.76
(1,33)	1:A:55:SER:HA	2:B:101:VAL:N	9	1.76
(1,33)	1:A:55:SER:HA	2:B:101:VAL:O	9	1.76
(1,33)	1:A:55:SER:HB2	2:B:75:ILE:C	9	1.76
(1,33)	1:A:55:SER:HB2	2:B:75:ILE:CA	9	1.76
(1,33)	1:A:55:SER:HB2	2:B:75:ILE:CB	9	1.76
(1,33)	1:A:55:SER:HB2	2:B:75:ILE:CD1	9	1.76
(1,33)	1:A:55:SER:HB2	2:B:75:ILE:CG1	9	1.76
(1,33)	1:A:55:SER:HB2	2:B:75:ILE:CG2	9	1.76
(1,33)	1:A:55:SER:HB2	2:B:75:ILE:H	9	1.76
(1,33)	1:A:55:SER:HB2	2:B:75:ILE:HA	9	1.76
(1,33)	1:A:55:SER:HB2	2:B:75:ILE:HB	9	1.76
(1,33)	1:A:55:SER:HB2	2:B:75:ILE:HD11	9	1.76
(1,33)	1:A:55:SER:HB2	2:B:75:ILE:HD12	9	1.76
(1,33)	1:A:55:SER:HB2	2:B:75:ILE:HD13	9	1.76

*Continued on next page...*

*Continued from previous page...*

Key	Atom-1	Atom-2	Model ID	Violation (Å)
(1,33)	1:A:55:SER:HB2	2:B:75:ILE:HG12	9	1.76
(1,33)	1:A:55:SER:HB2	2:B:75:ILE:HG13	9	1.76
(1,33)	1:A:55:SER:HB2	2:B:75:ILE:HG21	9	1.76
(1,33)	1:A:55:SER:HB2	2:B:75:ILE:HG22	9	1.76
(1,33)	1:A:55:SER:HB2	2:B:75:ILE:HG23	9	1.76
(1,33)	1:A:55:SER:HB2	2:B:75:ILE:N	9	1.76
(1,33)	1:A:55:SER:HB2	2:B:75:ILE:O	9	1.76
(1,33)	1:A:55:SER:HB2	2:B:77:ALA:C	9	1.76
(1,33)	1:A:55:SER:HB2	2:B:77:ALA:CA	9	1.76
(1,33)	1:A:55:SER:HB2	2:B:77:ALA:CB	9	1.76
(1,33)	1:A:55:SER:HB2	2:B:77:ALA:H	9	1.76
(1,33)	1:A:55:SER:HB2	2:B:77:ALA:HA	9	1.76
(1,33)	1:A:55:SER:HB2	2:B:77:ALA:HB1	9	1.76
(1,33)	1:A:55:SER:HB2	2:B:77:ALA:HB2	9	1.76
(1,33)	1:A:55:SER:HB2	2:B:77:ALA:HB3	9	1.76
(1,33)	1:A:55:SER:HB2	2:B:77:ALA:N	9	1.76
(1,33)	1:A:55:SER:HB2	2:B:77:ALA:O	9	1.76
(1,33)	1:A:55:SER:HB2	2:B:78:GLY:C	9	1.76
(1,33)	1:A:55:SER:HB2	2:B:78:GLY:CA	9	1.76
(1,33)	1:A:55:SER:HB2	2:B:78:GLY:H	9	1.76
(1,33)	1:A:55:SER:HB2	2:B:78:GLY:HA2	9	1.76
(1,33)	1:A:55:SER:HB2	2:B:78:GLY:HA3	9	1.76
(1,33)	1:A:55:SER:HB2	2:B:78:GLY:N	9	1.76
(1,33)	1:A:55:SER:HB2	2:B:78:GLY:O	9	1.76
(1,33)	1:A:55:SER:HB2	2:B:79:LYS:C	9	1.76
(1,33)	1:A:55:SER:HB2	2:B:79:LYS:CA	9	1.76
(1,33)	1:A:55:SER:HB2	2:B:79:LYS:CB	9	1.76
(1,33)	1:A:55:SER:HB2	2:B:79:LYS:CD	9	1.76
(1,33)	1:A:55:SER:HB2	2:B:79:LYS:CE	9	1.76
(1,33)	1:A:55:SER:HB2	2:B:79:LYS:CG	9	1.76
(1,33)	1:A:55:SER:HB2	2:B:79:LYS:H	9	1.76
(1,33)	1:A:55:SER:HB2	2:B:79:LYS:HA	9	1.76
(1,33)	1:A:55:SER:HB2	2:B:79:LYS:HB2	9	1.76
(1,33)	1:A:55:SER:HB2	2:B:79:LYS:HB3	9	1.76
(1,33)	1:A:55:SER:HB2	2:B:79:LYS:HD2	9	1.76
(1,33)	1:A:55:SER:HB2	2:B:79:LYS:HD3	9	1.76
(1,33)	1:A:55:SER:HB2	2:B:79:LYS:HE2	9	1.76
(1,33)	1:A:55:SER:HB2	2:B:79:LYS:HE3	9	1.76
(1,33)	1:A:55:SER:HB2	2:B:79:LYS:HG2	9	1.76
(1,33)	1:A:55:SER:HB2	2:B:79:LYS:HG3	9	1.76
(1,33)	1:A:55:SER:HB2	2:B:79:LYS:HZ1	9	1.76
(1,33)	1:A:55:SER:HB2	2:B:79:LYS:HZ2	9	1.76

*Continued on next page...*



*Continued from previous page...*

Key	Atom-1	Atom-2	Model ID	Violation (Å)
(1,33)	1:A:55:SER:HB2	2:B:79:LYS:HZ3	9	1.76
(1,33)	1:A:55:SER:HB2	2:B:79:LYS:N	9	1.76
(1,33)	1:A:55:SER:HB2	2:B:79:LYS:NZ	9	1.76
(1,33)	1:A:55:SER:HB2	2:B:79:LYS:O	9	1.76
(1,33)	1:A:55:SER:HB2	2:B:80:ILE:C	9	1.76
(1,33)	1:A:55:SER:HB2	2:B:80:ILE:CA	9	1.76
(1,33)	1:A:55:SER:HB2	2:B:80:ILE:CB	9	1.76
(1,33)	1:A:55:SER:HB2	2:B:80:ILE:CD1	9	1.76
(1,33)	1:A:55:SER:HB2	2:B:80:ILE:CG1	9	1.76
(1,33)	1:A:55:SER:HB2	2:B:80:ILE:CG2	9	1.76
(1,33)	1:A:55:SER:HB2	2:B:80:ILE:H	9	1.76
(1,33)	1:A:55:SER:HB2	2:B:80:ILE:HA	9	1.76
(1,33)	1:A:55:SER:HB2	2:B:80:ILE:HB	9	1.76
(1,33)	1:A:55:SER:HB2	2:B:80:ILE:HD11	9	1.76
(1,33)	1:A:55:SER:HB2	2:B:80:ILE:HD12	9	1.76
(1,33)	1:A:55:SER:HB2	2:B:80:ILE:HD13	9	1.76
(1,33)	1:A:55:SER:HB2	2:B:80:ILE:HG12	9	1.76
(1,33)	1:A:55:SER:HB2	2:B:80:ILE:HG13	9	1.76
(1,33)	1:A:55:SER:HB2	2:B:80:ILE:HG21	9	1.76
(1,33)	1:A:55:SER:HB2	2:B:80:ILE:HG22	9	1.76
(1,33)	1:A:55:SER:HB2	2:B:80:ILE:HG23	9	1.76
(1,33)	1:A:55:SER:HB2	2:B:80:ILE:N	9	1.76
(1,33)	1:A:55:SER:HB2	2:B:80:ILE:O	9	1.76
(1,33)	1:A:55:SER:HB2	2:B:84:GLN:C	9	1.76
(1,33)	1:A:55:SER:HB2	2:B:84:GLN:CA	9	1.76
(1,33)	1:A:55:SER:HB2	2:B:84:GLN:CB	9	1.76
(1,33)	1:A:55:SER:HB2	2:B:84:GLN:CD	9	1.76
(1,33)	1:A:55:SER:HB2	2:B:84:GLN:CG	9	1.76
(1,33)	1:A:55:SER:HB2	2:B:84:GLN:H	9	1.76
(1,33)	1:A:55:SER:HB2	2:B:84:GLN:HA	9	1.76
(1,33)	1:A:55:SER:HB2	2:B:84:GLN:HB2	9	1.76
(1,33)	1:A:55:SER:HB2	2:B:84:GLN:HB3	9	1.76
(1,33)	1:A:55:SER:HB2	2:B:84:GLN:HE21	9	1.76
(1,33)	1:A:55:SER:HB2	2:B:84:GLN:HE22	9	1.76
(1,33)	1:A:55:SER:HB2	2:B:84:GLN:HG2	9	1.76
(1,33)	1:A:55:SER:HB2	2:B:84:GLN:HG3	9	1.76
(1,33)	1:A:55:SER:HB2	2:B:84:GLN:N	9	1.76
(1,33)	1:A:55:SER:HB2	2:B:84:GLN:NE2	9	1.76
(1,33)	1:A:55:SER:HB2	2:B:84:GLN:O	9	1.76
(1,33)	1:A:55:SER:HB2	2:B:84:GLN:OE1	9	1.76
(1,33)	1:A:55:SER:HB2	2:B:97:THR:C	9	1.76
(1,33)	1:A:55:SER:HB2	2:B:97:THR:CA	9	1.76

*Continued on next page...*

*Continued from previous page...*

Key	Atom-1	Atom-2	Model ID	Violation (Å)
(1,33)	1:A:55:SER:HB2	2:B:97:THR:CB	9	1.76
(1,33)	1:A:55:SER:HB2	2:B:97:THR:CG2	9	1.76
(1,33)	1:A:55:SER:HB2	2:B:97:THR:H	9	1.76
(1,33)	1:A:55:SER:HB2	2:B:97:THR:HA	9	1.76
(1,33)	1:A:55:SER:HB2	2:B:97:THR:HB	9	1.76
(1,33)	1:A:55:SER:HB2	2:B:97:THR:HG1	9	1.76
(1,33)	1:A:55:SER:HB2	2:B:97:THR:HG21	9	1.76
(1,33)	1:A:55:SER:HB2	2:B:97:THR:HG22	9	1.76
(1,33)	1:A:55:SER:HB2	2:B:97:THR:HG23	9	1.76
(1,33)	1:A:55:SER:HB2	2:B:97:THR:N	9	1.76
(1,33)	1:A:55:SER:HB2	2:B:97:THR:O	9	1.76
(1,33)	1:A:55:SER:HB2	2:B:97:THR:OG1	9	1.76
(1,33)	1:A:55:SER:HB2	2:B:99:HIS:C	9	1.76
(1,33)	1:A:55:SER:HB2	2:B:99:HIS:CA	9	1.76
(1,33)	1:A:55:SER:HB2	2:B:99:HIS:CB	9	1.76
(1,33)	1:A:55:SER:HB2	2:B:99:HIS:CD2	9	1.76
(1,33)	1:A:55:SER:HB2	2:B:99:HIS:CE1	9	1.76
(1,33)	1:A:55:SER:HB2	2:B:99:HIS:CG	9	1.76
(1,33)	1:A:55:SER:HB2	2:B:99:HIS:H	9	1.76
(1,33)	1:A:55:SER:HB2	2:B:99:HIS:HA	9	1.76
(1,33)	1:A:55:SER:HB2	2:B:99:HIS:HB2	9	1.76
(1,33)	1:A:55:SER:HB2	2:B:99:HIS:HB3	9	1.76
(1,33)	1:A:55:SER:HB2	2:B:99:HIS:HD1	9	1.76
(1,33)	1:A:55:SER:HB2	2:B:99:HIS:HD2	9	1.76
(1,33)	1:A:55:SER:HB2	2:B:99:HIS:HE1	9	1.76
(1,33)	1:A:55:SER:HB2	2:B:99:HIS:HE2	9	1.76
(1,33)	1:A:55:SER:HB2	2:B:99:HIS:N	9	1.76
(1,33)	1:A:55:SER:HB2	2:B:99:HIS:ND1	9	1.76
(1,33)	1:A:55:SER:HB2	2:B:99:HIS:NE2	9	1.76
(1,33)	1:A:55:SER:HB2	2:B:99:HIS:O	9	1.76
(1,33)	1:A:55:SER:HB2	2:B:101:VAL:C	9	1.76
(1,33)	1:A:55:SER:HB2	2:B:101:VAL:CA	9	1.76
(1,33)	1:A:55:SER:HB2	2:B:101:VAL:CB	9	1.76
(1,33)	1:A:55:SER:HB2	2:B:101:VAL:CG1	9	1.76
(1,33)	1:A:55:SER:HB2	2:B:101:VAL:CG2	9	1.76
(1,33)	1:A:55:SER:HB2	2:B:101:VAL:H	9	1.76
(1,33)	1:A:55:SER:HB2	2:B:101:VAL:HA	9	1.76
(1,33)	1:A:55:SER:HB2	2:B:101:VAL:HB	9	1.76
(1,33)	1:A:55:SER:HB2	2:B:101:VAL:HG11	9	1.76
(1,33)	1:A:55:SER:HB2	2:B:101:VAL:HG12	9	1.76
(1,33)	1:A:55:SER:HB2	2:B:101:VAL:HG13	9	1.76
(1,33)	1:A:55:SER:HB2	2:B:101:VAL:HG21	9	1.76

*Continued on next page...*

*Continued from previous page...*

Key	Atom-1	Atom-2	Model ID	Violation (Å)
(1,33)	1:A:55:SER:HB2	2:B:101:VAL:HG22	9	1.76
(1,33)	1:A:55:SER:HB2	2:B:101:VAL:HG23	9	1.76
(1,33)	1:A:55:SER:HB2	2:B:101:VAL:N	9	1.76
(1,33)	1:A:55:SER:HB2	2:B:101:VAL:O	9	1.76
(1,33)	1:A:55:SER:HB3	2:B:75:ILE:C	9	1.76
(1,33)	1:A:55:SER:HB3	2:B:75:ILE:CA	9	1.76
(1,33)	1:A:55:SER:HB3	2:B:75:ILE:CB	9	1.76
(1,33)	1:A:55:SER:HB3	2:B:75:ILE:CD1	9	1.76
(1,33)	1:A:55:SER:HB3	2:B:75:ILE:CG1	9	1.76
(1,33)	1:A:55:SER:HB3	2:B:75:ILE:CG2	9	1.76
(1,33)	1:A:55:SER:HB3	2:B:75:ILE:H	9	1.76
(1,33)	1:A:55:SER:HB3	2:B:75:ILE:HA	9	1.76
(1,33)	1:A:55:SER:HB3	2:B:75:ILE:HB	9	1.76
(1,33)	1:A:55:SER:HB3	2:B:75:ILE:HD11	9	1.76
(1,33)	1:A:55:SER:HB3	2:B:75:ILE:HD12	9	1.76
(1,33)	1:A:55:SER:HB3	2:B:75:ILE:HD13	9	1.76
(1,33)	1:A:55:SER:HB3	2:B:75:ILE:HG12	9	1.76
(1,33)	1:A:55:SER:HB3	2:B:75:ILE:HG13	9	1.76
(1,33)	1:A:55:SER:HB3	2:B:75:ILE:HG21	9	1.76
(1,33)	1:A:55:SER:HB3	2:B:75:ILE:HG22	9	1.76
(1,33)	1:A:55:SER:HB3	2:B:75:ILE:HG23	9	1.76
(1,33)	1:A:55:SER:HB3	2:B:75:ILE:N	9	1.76
(1,33)	1:A:55:SER:HB3	2:B:75:ILE:O	9	1.76
(1,33)	1:A:55:SER:HB3	2:B:77:ALA:C	9	1.76
(1,33)	1:A:55:SER:HB3	2:B:77:ALA:CA	9	1.76
(1,33)	1:A:55:SER:HB3	2:B:77:ALA:CB	9	1.76
(1,33)	1:A:55:SER:HB3	2:B:77:ALA:H	9	1.76
(1,33)	1:A:55:SER:HB3	2:B:77:ALA:HA	9	1.76
(1,33)	1:A:55:SER:HB3	2:B:77:ALA:HB1	9	1.76
(1,33)	1:A:55:SER:HB3	2:B:77:ALA:HB2	9	1.76
(1,33)	1:A:55:SER:HB3	2:B:77:ALA:HB3	9	1.76
(1,33)	1:A:55:SER:HB3	2:B:77:ALA:N	9	1.76
(1,33)	1:A:55:SER:HB3	2:B:77:ALA:O	9	1.76
(1,33)	1:A:55:SER:HB3	2:B:78:GLY:C	9	1.76
(1,33)	1:A:55:SER:HB3	2:B:78:GLY:CA	9	1.76
(1,33)	1:A:55:SER:HB3	2:B:78:GLY:H	9	1.76
(1,33)	1:A:55:SER:HB3	2:B:78:GLY:HA2	9	1.76
(1,33)	1:A:55:SER:HB3	2:B:78:GLY:HA3	9	1.76
(1,33)	1:A:55:SER:HB3	2:B:78:GLY:N	9	1.76
(1,33)	1:A:55:SER:HB3	2:B:78:GLY:O	9	1.76
(1,33)	1:A:55:SER:HB3	2:B:79:LYS:C	9	1.76
(1,33)	1:A:55:SER:HB3	2:B:79:LYS:CA	9	1.76

*Continued on next page...*

*Continued from previous page...*

Key	Atom-1	Atom-2	Model ID	Violation (Å)
(1,33)	1:A:55:SER:HB3	2:B:79:LYS:CB	9	1.76
(1,33)	1:A:55:SER:HB3	2:B:79:LYS:CD	9	1.76
(1,33)	1:A:55:SER:HB3	2:B:79:LYS:CE	9	1.76
(1,33)	1:A:55:SER:HB3	2:B:79:LYS:CG	9	1.76
(1,33)	1:A:55:SER:HB3	2:B:79:LYS:H	9	1.76
(1,33)	1:A:55:SER:HB3	2:B:79:LYS:HA	9	1.76
(1,33)	1:A:55:SER:HB3	2:B:79:LYS:HB2	9	1.76
(1,33)	1:A:55:SER:HB3	2:B:79:LYS:HB3	9	1.76
(1,33)	1:A:55:SER:HB3	2:B:79:LYS:HD2	9	1.76
(1,33)	1:A:55:SER:HB3	2:B:79:LYS:HD3	9	1.76
(1,33)	1:A:55:SER:HB3	2:B:79:LYS:HE2	9	1.76
(1,33)	1:A:55:SER:HB3	2:B:79:LYS:HE3	9	1.76
(1,33)	1:A:55:SER:HB3	2:B:79:LYS:HG2	9	1.76
(1,33)	1:A:55:SER:HB3	2:B:79:LYS:HG3	9	1.76
(1,33)	1:A:55:SER:HB3	2:B:79:LYS:HZ1	9	1.76
(1,33)	1:A:55:SER:HB3	2:B:79:LYS:HZ2	9	1.76
(1,33)	1:A:55:SER:HB3	2:B:79:LYS:HZ3	9	1.76
(1,33)	1:A:55:SER:HB3	2:B:79:LYS:N	9	1.76
(1,33)	1:A:55:SER:HB3	2:B:79:LYS:NZ	9	1.76
(1,33)	1:A:55:SER:HB3	2:B:79:LYS:O	9	1.76
(1,33)	1:A:55:SER:HB3	2:B:80:ILE:C	9	1.76
(1,33)	1:A:55:SER:HB3	2:B:80:ILE:CA	9	1.76
(1,33)	1:A:55:SER:HB3	2:B:80:ILE:CB	9	1.76
(1,33)	1:A:55:SER:HB3	2:B:80:ILE:CD1	9	1.76
(1,33)	1:A:55:SER:HB3	2:B:80:ILE:CG1	9	1.76
(1,33)	1:A:55:SER:HB3	2:B:80:ILE:CG2	9	1.76
(1,33)	1:A:55:SER:HB3	2:B:80:ILE:H	9	1.76
(1,33)	1:A:55:SER:HB3	2:B:80:ILE:HA	9	1.76
(1,33)	1:A:55:SER:HB3	2:B:80:ILE:HB	9	1.76
(1,33)	1:A:55:SER:HB3	2:B:80:ILE:HD11	9	1.76
(1,33)	1:A:55:SER:HB3	2:B:80:ILE:HD12	9	1.76
(1,33)	1:A:55:SER:HB3	2:B:80:ILE:HD13	9	1.76
(1,33)	1:A:55:SER:HB3	2:B:80:ILE:HG12	9	1.76
(1,33)	1:A:55:SER:HB3	2:B:80:ILE:HG13	9	1.76
(1,33)	1:A:55:SER:HB3	2:B:80:ILE:HG21	9	1.76
(1,33)	1:A:55:SER:HB3	2:B:80:ILE:HG22	9	1.76
(1,33)	1:A:55:SER:HB3	2:B:80:ILE:HG23	9	1.76
(1,33)	1:A:55:SER:HB3	2:B:80:ILE:N	9	1.76
(1,33)	1:A:55:SER:HB3	2:B:80:ILE:O	9	1.76
(1,33)	1:A:55:SER:HB3	2:B:84:GLN:C	9	1.76
(1,33)	1:A:55:SER:HB3	2:B:84:GLN:CA	9	1.76
(1,33)	1:A:55:SER:HB3	2:B:84:GLN:CB	9	1.76

*Continued on next page...*

*Continued from previous page...*

Key	Atom-1	Atom-2	Model ID	Violation (Å)
(1,33)	1:A:55:SER:HB3	2:B:84:GLN:CD	9	1.76
(1,33)	1:A:55:SER:HB3	2:B:84:GLN:CG	9	1.76
(1,33)	1:A:55:SER:HB3	2:B:84:GLN:H	9	1.76
(1,33)	1:A:55:SER:HB3	2:B:84:GLN:HA	9	1.76
(1,33)	1:A:55:SER:HB3	2:B:84:GLN:HB2	9	1.76
(1,33)	1:A:55:SER:HB3	2:B:84:GLN:HB3	9	1.76
(1,33)	1:A:55:SER:HB3	2:B:84:GLN:HE21	9	1.76
(1,33)	1:A:55:SER:HB3	2:B:84:GLN:HE22	9	1.76
(1,33)	1:A:55:SER:HB3	2:B:84:GLN:HG2	9	1.76
(1,33)	1:A:55:SER:HB3	2:B:84:GLN:HG3	9	1.76
(1,33)	1:A:55:SER:HB3	2:B:84:GLN:N	9	1.76
(1,33)	1:A:55:SER:HB3	2:B:84:GLN:NE2	9	1.76
(1,33)	1:A:55:SER:HB3	2:B:84:GLN:O	9	1.76
(1,33)	1:A:55:SER:HB3	2:B:84:GLN:OE1	9	1.76
(1,33)	1:A:55:SER:HB3	2:B:97:THR:C	9	1.76
(1,33)	1:A:55:SER:HB3	2:B:97:THR:CA	9	1.76
(1,33)	1:A:55:SER:HB3	2:B:97:THR:CB	9	1.76
(1,33)	1:A:55:SER:HB3	2:B:97:THR:CG2	9	1.76
(1,33)	1:A:55:SER:HB3	2:B:97:THR:H	9	1.76
(1,33)	1:A:55:SER:HB3	2:B:97:THR:HA	9	1.76
(1,33)	1:A:55:SER:HB3	2:B:97:THR:HB	9	1.76
(1,33)	1:A:55:SER:HB3	2:B:97:THR:HG1	9	1.76
(1,33)	1:A:55:SER:HB3	2:B:97:THR:HG21	9	1.76
(1,33)	1:A:55:SER:HB3	2:B:97:THR:HG22	9	1.76
(1,33)	1:A:55:SER:HB3	2:B:97:THR:HG23	9	1.76
(1,33)	1:A:55:SER:HB3	2:B:97:THR:N	9	1.76
(1,33)	1:A:55:SER:HB3	2:B:97:THR:O	9	1.76
(1,33)	1:A:55:SER:HB3	2:B:97:THR:OG1	9	1.76
(1,33)	1:A:55:SER:HB3	2:B:99:HIS:C	9	1.76
(1,33)	1:A:55:SER:HB3	2:B:99:HIS:CA	9	1.76
(1,33)	1:A:55:SER:HB3	2:B:99:HIS:CB	9	1.76
(1,33)	1:A:55:SER:HB3	2:B:99:HIS:CD2	9	1.76
(1,33)	1:A:55:SER:HB3	2:B:99:HIS:CE1	9	1.76
(1,33)	1:A:55:SER:HB3	2:B:99:HIS:CG	9	1.76
(1,33)	1:A:55:SER:HB3	2:B:99:HIS:H	9	1.76
(1,33)	1:A:55:SER:HB3	2:B:99:HIS:HA	9	1.76
(1,33)	1:A:55:SER:HB3	2:B:99:HIS:HB2	9	1.76
(1,33)	1:A:55:SER:HB3	2:B:99:HIS:HB3	9	1.76
(1,33)	1:A:55:SER:HB3	2:B:99:HIS:HD1	9	1.76
(1,33)	1:A:55:SER:HB3	2:B:99:HIS:HD2	9	1.76
(1,33)	1:A:55:SER:HB3	2:B:99:HIS:HE1	9	1.76
(1,33)	1:A:55:SER:HB3	2:B:99:HIS:HE2	9	1.76

*Continued on next page...*

*Continued from previous page...*

Key	Atom-1	Atom-2	Model ID	Violation (Å)
(1,33)	1:A:55:SER:HB3	2:B:99:HIS:N	9	1.76
(1,33)	1:A:55:SER:HB3	2:B:99:HIS:ND1	9	1.76
(1,33)	1:A:55:SER:HB3	2:B:99:HIS:NE2	9	1.76
(1,33)	1:A:55:SER:HB3	2:B:99:HIS:O	9	1.76
(1,33)	1:A:55:SER:HB3	2:B:101:VAL:C	9	1.76
(1,33)	1:A:55:SER:HB3	2:B:101:VAL:CA	9	1.76
(1,33)	1:A:55:SER:HB3	2:B:101:VAL:CB	9	1.76
(1,33)	1:A:55:SER:HB3	2:B:101:VAL:CG1	9	1.76
(1,33)	1:A:55:SER:HB3	2:B:101:VAL:CG2	9	1.76
(1,33)	1:A:55:SER:HB3	2:B:101:VAL:H	9	1.76
(1,33)	1:A:55:SER:HB3	2:B:101:VAL:HA	9	1.76
(1,33)	1:A:55:SER:HB3	2:B:101:VAL:HB	9	1.76
(1,33)	1:A:55:SER:HB3	2:B:101:VAL:HG11	9	1.76
(1,33)	1:A:55:SER:HB3	2:B:101:VAL:HG12	9	1.76
(1,33)	1:A:55:SER:HB3	2:B:101:VAL:HG13	9	1.76
(1,33)	1:A:55:SER:HB3	2:B:101:VAL:HG21	9	1.76
(1,33)	1:A:55:SER:HB3	2:B:101:VAL:HG22	9	1.76
(1,33)	1:A:55:SER:HB3	2:B:101:VAL:HG23	9	1.76
(1,33)	1:A:55:SER:HB3	2:B:101:VAL:N	9	1.76
(1,33)	1:A:55:SER:HB3	2:B:101:VAL:O	9	1.76
(1,33)	1:A:55:SER:HG	2:B:75:ILE:C	9	1.76
(1,33)	1:A:55:SER:HG	2:B:75:ILE:CA	9	1.76
(1,33)	1:A:55:SER:HG	2:B:75:ILE:CB	9	1.76
(1,33)	1:A:55:SER:HG	2:B:75:ILE:CD1	9	1.76
(1,33)	1:A:55:SER:HG	2:B:75:ILE:CG1	9	1.76
(1,33)	1:A:55:SER:HG	2:B:75:ILE:CG2	9	1.76
(1,33)	1:A:55:SER:HG	2:B:75:ILE:H	9	1.76
(1,33)	1:A:55:SER:HG	2:B:75:ILE:HA	9	1.76
(1,33)	1:A:55:SER:HG	2:B:75:ILE:HB	9	1.76
(1,33)	1:A:55:SER:HG	2:B:75:ILE:HD11	9	1.76
(1,33)	1:A:55:SER:HG	2:B:75:ILE:HD12	9	1.76
(1,33)	1:A:55:SER:HG	2:B:75:ILE:HD13	9	1.76
(1,33)	1:A:55:SER:HG	2:B:75:ILE:HG12	9	1.76
(1,33)	1:A:55:SER:HG	2:B:75:ILE:HG13	9	1.76
(1,33)	1:A:55:SER:HG	2:B:75:ILE:HG21	9	1.76
(1,33)	1:A:55:SER:HG	2:B:75:ILE:HG22	9	1.76
(1,33)	1:A:55:SER:HG	2:B:75:ILE:HG23	9	1.76
(1,33)	1:A:55:SER:HG	2:B:75:ILE:N	9	1.76
(1,33)	1:A:55:SER:HG	2:B:75:ILE:O	9	1.76
(1,33)	1:A:55:SER:HG	2:B:77:ALA:C	9	1.76
(1,33)	1:A:55:SER:HG	2:B:77:ALA:CA	9	1.76
(1,33)	1:A:55:SER:HG	2:B:77:ALA:CB	9	1.76

*Continued on next page...*

*Continued from previous page...*

Key	Atom-1	Atom-2	Model ID	Violation (Å)
(1,33)	1:A:55:SER:HG	2:B:77:ALA:H	9	1.76
(1,33)	1:A:55:SER:HG	2:B:77:ALA:HA	9	1.76
(1,33)	1:A:55:SER:HG	2:B:77:ALA:HB1	9	1.76
(1,33)	1:A:55:SER:HG	2:B:77:ALA:HB2	9	1.76
(1,33)	1:A:55:SER:HG	2:B:77:ALA:HB3	9	1.76
(1,33)	1:A:55:SER:HG	2:B:77:ALA:N	9	1.76
(1,33)	1:A:55:SER:HG	2:B:77:ALA:O	9	1.76
(1,33)	1:A:55:SER:HG	2:B:78:GLY:C	9	1.76
(1,33)	1:A:55:SER:HG	2:B:78:GLY:CA	9	1.76
(1,33)	1:A:55:SER:HG	2:B:78:GLY:H	9	1.76
(1,33)	1:A:55:SER:HG	2:B:78:GLY:HA2	9	1.76
(1,33)	1:A:55:SER:HG	2:B:78:GLY:HA3	9	1.76
(1,33)	1:A:55:SER:HG	2:B:78:GLY:N	9	1.76
(1,33)	1:A:55:SER:HG	2:B:78:GLY:O	9	1.76
(1,33)	1:A:55:SER:HG	2:B:79:LYS:C	9	1.76
(1,33)	1:A:55:SER:HG	2:B:79:LYS:CA	9	1.76
(1,33)	1:A:55:SER:HG	2:B:79:LYS:CB	9	1.76
(1,33)	1:A:55:SER:HG	2:B:79:LYS:CD	9	1.76
(1,33)	1:A:55:SER:HG	2:B:79:LYS:CE	9	1.76
(1,33)	1:A:55:SER:HG	2:B:79:LYS:CG	9	1.76
(1,33)	1:A:55:SER:HG	2:B:79:LYS:H	9	1.76
(1,33)	1:A:55:SER:HG	2:B:79:LYS:HA	9	1.76
(1,33)	1:A:55:SER:HG	2:B:79:LYS:HB2	9	1.76
(1,33)	1:A:55:SER:HG	2:B:79:LYS:HB3	9	1.76
(1,33)	1:A:55:SER:HG	2:B:79:LYS:HD2	9	1.76
(1,33)	1:A:55:SER:HG	2:B:79:LYS:HD3	9	1.76
(1,33)	1:A:55:SER:HG	2:B:79:LYS:HE2	9	1.76
(1,33)	1:A:55:SER:HG	2:B:79:LYS:HE3	9	1.76
(1,33)	1:A:55:SER:HG	2:B:79:LYS:HG2	9	1.76
(1,33)	1:A:55:SER:HG	2:B:79:LYS:HG3	9	1.76
(1,33)	1:A:55:SER:HG	2:B:79:LYS:HZ1	9	1.76
(1,33)	1:A:55:SER:HG	2:B:79:LYS:HZ2	9	1.76
(1,33)	1:A:55:SER:HG	2:B:79:LYS:HZ3	9	1.76
(1,33)	1:A:55:SER:HG	2:B:79:LYS:N	9	1.76
(1,33)	1:A:55:SER:HG	2:B:79:LYS:NZ	9	1.76
(1,33)	1:A:55:SER:HG	2:B:79:LYS:O	9	1.76
(1,33)	1:A:55:SER:HG	2:B:80:ILE:C	9	1.76
(1,33)	1:A:55:SER:HG	2:B:80:ILE:CA	9	1.76
(1,33)	1:A:55:SER:HG	2:B:80:ILE:CB	9	1.76
(1,33)	1:A:55:SER:HG	2:B:80:ILE:CD1	9	1.76
(1,33)	1:A:55:SER:HG	2:B:80:ILE:CG1	9	1.76
(1,33)	1:A:55:SER:HG	2:B:80:ILE:CG2	9	1.76

*Continued on next page...*

*Continued from previous page...*

Key	Atom-1	Atom-2	Model ID	Violation (Å)
(1,33)	1:A:55:SER:HG	2:B:80:ILE:H	9	1.76
(1,33)	1:A:55:SER:HG	2:B:80:ILE:HA	9	1.76
(1,33)	1:A:55:SER:HG	2:B:80:ILE:HB	9	1.76
(1,33)	1:A:55:SER:HG	2:B:80:ILE:HD11	9	1.76
(1,33)	1:A:55:SER:HG	2:B:80:ILE:HD12	9	1.76
(1,33)	1:A:55:SER:HG	2:B:80:ILE:HD13	9	1.76
(1,33)	1:A:55:SER:HG	2:B:80:ILE:HG12	9	1.76
(1,33)	1:A:55:SER:HG	2:B:80:ILE:HG13	9	1.76
(1,33)	1:A:55:SER:HG	2:B:80:ILE:HG21	9	1.76
(1,33)	1:A:55:SER:HG	2:B:80:ILE:HG22	9	1.76
(1,33)	1:A:55:SER:HG	2:B:80:ILE:HG23	9	1.76
(1,33)	1:A:55:SER:HG	2:B:80:ILE:N	9	1.76
(1,33)	1:A:55:SER:HG	2:B:80:ILE:O	9	1.76
(1,33)	1:A:55:SER:HG	2:B:84:GLN:C	9	1.76
(1,33)	1:A:55:SER:HG	2:B:84:GLN:CA	9	1.76
(1,33)	1:A:55:SER:HG	2:B:84:GLN:CB	9	1.76
(1,33)	1:A:55:SER:HG	2:B:84:GLN:CD	9	1.76
(1,33)	1:A:55:SER:HG	2:B:84:GLN:CG	9	1.76
(1,33)	1:A:55:SER:HG	2:B:84:GLN:H	9	1.76
(1,33)	1:A:55:SER:HG	2:B:84:GLN:HA	9	1.76
(1,33)	1:A:55:SER:HG	2:B:84:GLN:HB2	9	1.76
(1,33)	1:A:55:SER:HG	2:B:84:GLN:HB3	9	1.76
(1,33)	1:A:55:SER:HG	2:B:84:GLN:HE21	9	1.76
(1,33)	1:A:55:SER:HG	2:B:84:GLN:HE22	9	1.76
(1,33)	1:A:55:SER:HG	2:B:84:GLN:HG2	9	1.76
(1,33)	1:A:55:SER:HG	2:B:84:GLN:HG3	9	1.76
(1,33)	1:A:55:SER:HG	2:B:84:GLN:N	9	1.76
(1,33)	1:A:55:SER:HG	2:B:84:GLN:NE2	9	1.76
(1,33)	1:A:55:SER:HG	2:B:84:GLN:O	9	1.76
(1,33)	1:A:55:SER:HG	2:B:84:GLN:OE1	9	1.76
(1,33)	1:A:55:SER:HG	2:B:97:THR:C	9	1.76
(1,33)	1:A:55:SER:HG	2:B:97:THR:CA	9	1.76
(1,33)	1:A:55:SER:HG	2:B:97:THR:CB	9	1.76
(1,33)	1:A:55:SER:HG	2:B:97:THR:CG2	9	1.76
(1,33)	1:A:55:SER:HG	2:B:97:THR:H	9	1.76
(1,33)	1:A:55:SER:HG	2:B:97:THR:HA	9	1.76
(1,33)	1:A:55:SER:HG	2:B:97:THR:HB	9	1.76
(1,33)	1:A:55:SER:HG	2:B:97:THR:HG1	9	1.76
(1,33)	1:A:55:SER:HG	2:B:97:THR:HG21	9	1.76
(1,33)	1:A:55:SER:HG	2:B:97:THR:HG22	9	1.76
(1,33)	1:A:55:SER:HG	2:B:97:THR:HG23	9	1.76
(1,33)	1:A:55:SER:HG	2:B:97:THR:N	9	1.76

*Continued on next page...*



*Continued from previous page...*

Key	Atom-1	Atom-2	Model ID	Violation (Å)
(1,33)	1:A:55:SER:HG	2:B:97:THR:O	9	1.76
(1,33)	1:A:55:SER:HG	2:B:97:THR:OG1	9	1.76
(1,33)	1:A:55:SER:HG	2:B:99:HIS:C	9	1.76
(1,33)	1:A:55:SER:HG	2:B:99:HIS:CA	9	1.76
(1,33)	1:A:55:SER:HG	2:B:99:HIS:CB	9	1.76
(1,33)	1:A:55:SER:HG	2:B:99:HIS:CD2	9	1.76
(1,33)	1:A:55:SER:HG	2:B:99:HIS:CE1	9	1.76
(1,33)	1:A:55:SER:HG	2:B:99:HIS:CG	9	1.76
(1,33)	1:A:55:SER:HG	2:B:99:HIS:H	9	1.76
(1,33)	1:A:55:SER:HG	2:B:99:HIS:HA	9	1.76
(1,33)	1:A:55:SER:HG	2:B:99:HIS:HB2	9	1.76
(1,33)	1:A:55:SER:HG	2:B:99:HIS:HB3	9	1.76
(1,33)	1:A:55:SER:HG	2:B:99:HIS:HD1	9	1.76
(1,33)	1:A:55:SER:HG	2:B:99:HIS:HD2	9	1.76
(1,33)	1:A:55:SER:HG	2:B:99:HIS:HE1	9	1.76
(1,33)	1:A:55:SER:HG	2:B:99:HIS:HE2	9	1.76
(1,33)	1:A:55:SER:HG	2:B:99:HIS:N	9	1.76
(1,33)	1:A:55:SER:HG	2:B:99:HIS:ND1	9	1.76
(1,33)	1:A:55:SER:HG	2:B:99:HIS:NE2	9	1.76
(1,33)	1:A:55:SER:HG	2:B:99:HIS:O	9	1.76
(1,33)	1:A:55:SER:HG	2:B:101:VAL:C	9	1.76
(1,33)	1:A:55:SER:HG	2:B:101:VAL:CA	9	1.76
(1,33)	1:A:55:SER:HG	2:B:101:VAL:CB	9	1.76
(1,33)	1:A:55:SER:HG	2:B:101:VAL:CG1	9	1.76
(1,33)	1:A:55:SER:HG	2:B:101:VAL:CG2	9	1.76
(1,33)	1:A:55:SER:HG	2:B:101:VAL:H	9	1.76
(1,33)	1:A:55:SER:HG	2:B:101:VAL:HA	9	1.76
(1,33)	1:A:55:SER:HG	2:B:101:VAL:HB	9	1.76
(1,33)	1:A:55:SER:HG	2:B:101:VAL:HG11	9	1.76
(1,33)	1:A:55:SER:HG	2:B:101:VAL:HG12	9	1.76
(1,33)	1:A:55:SER:HG	2:B:101:VAL:HG13	9	1.76
(1,33)	1:A:55:SER:HG	2:B:101:VAL:HG21	9	1.76
(1,33)	1:A:55:SER:HG	2:B:101:VAL:HG22	9	1.76
(1,33)	1:A:55:SER:HG	2:B:101:VAL:HG23	9	1.76
(1,33)	1:A:55:SER:HG	2:B:101:VAL:N	9	1.76
(1,33)	1:A:55:SER:HG	2:B:101:VAL:O	9	1.76
(1,33)	1:A:55:SER:N	2:B:75:ILE:C	9	1.76
(1,33)	1:A:55:SER:N	2:B:75:ILE:CA	9	1.76
(1,33)	1:A:55:SER:N	2:B:75:ILE:CB	9	1.76
(1,33)	1:A:55:SER:N	2:B:75:ILE:CD1	9	1.76
(1,33)	1:A:55:SER:N	2:B:75:ILE:CG1	9	1.76
(1,33)	1:A:55:SER:N	2:B:75:ILE:CG2	9	1.76

*Continued on next page...*

*Continued from previous page...*

Key	Atom-1	Atom-2	Model ID	Violation (Å)
(1,33)	1:A:55:SER:N	2:B:75:ILE:H	9	1.76
(1,33)	1:A:55:SER:N	2:B:75:ILE:HA	9	1.76
(1,33)	1:A:55:SER:N	2:B:75:ILE:HB	9	1.76
(1,33)	1:A:55:SER:N	2:B:75:ILE:HD11	9	1.76
(1,33)	1:A:55:SER:N	2:B:75:ILE:HD12	9	1.76
(1,33)	1:A:55:SER:N	2:B:75:ILE:HD13	9	1.76
(1,33)	1:A:55:SER:N	2:B:75:ILE:HG12	9	1.76
(1,33)	1:A:55:SER:N	2:B:75:ILE:HG13	9	1.76
(1,33)	1:A:55:SER:N	2:B:75:ILE:HG21	9	1.76
(1,33)	1:A:55:SER:N	2:B:75:ILE:HG22	9	1.76
(1,33)	1:A:55:SER:N	2:B:75:ILE:HG23	9	1.76
(1,33)	1:A:55:SER:N	2:B:75:ILE:N	9	1.76
(1,33)	1:A:55:SER:N	2:B:75:ILE:O	9	1.76
(1,33)	1:A:55:SER:N	2:B:77:ALA:C	9	1.76
(1,33)	1:A:55:SER:N	2:B:77:ALA:CA	9	1.76
(1,33)	1:A:55:SER:N	2:B:77:ALA:CB	9	1.76
(1,33)	1:A:55:SER:N	2:B:77:ALA:H	9	1.76
(1,33)	1:A:55:SER:N	2:B:77:ALA:HA	9	1.76
(1,33)	1:A:55:SER:N	2:B:77:ALA:HB1	9	1.76
(1,33)	1:A:55:SER:N	2:B:77:ALA:HB2	9	1.76
(1,33)	1:A:55:SER:N	2:B:77:ALA:HB3	9	1.76
(1,33)	1:A:55:SER:N	2:B:77:ALA:N	9	1.76
(1,33)	1:A:55:SER:N	2:B:77:ALA:O	9	1.76
(1,33)	1:A:55:SER:N	2:B:78:GLY:C	9	1.76
(1,33)	1:A:55:SER:N	2:B:78:GLY:CA	9	1.76
(1,33)	1:A:55:SER:N	2:B:78:GLY:H	9	1.76
(1,33)	1:A:55:SER:N	2:B:78:GLY:HA2	9	1.76
(1,33)	1:A:55:SER:N	2:B:78:GLY:HA3	9	1.76
(1,33)	1:A:55:SER:N	2:B:78:GLY:N	9	1.76
(1,33)	1:A:55:SER:N	2:B:78:GLY:O	9	1.76
(1,33)	1:A:55:SER:N	2:B:79:LYS:C	9	1.76
(1,33)	1:A:55:SER:N	2:B:79:LYS:CA	9	1.76
(1,33)	1:A:55:SER:N	2:B:79:LYS:CB	9	1.76
(1,33)	1:A:55:SER:N	2:B:79:LYS:CD	9	1.76
(1,33)	1:A:55:SER:N	2:B:79:LYS:CE	9	1.76
(1,33)	1:A:55:SER:N	2:B:79:LYS:CG	9	1.76
(1,33)	1:A:55:SER:N	2:B:79:LYS:H	9	1.76
(1,33)	1:A:55:SER:N	2:B:79:LYS:HA	9	1.76
(1,33)	1:A:55:SER:N	2:B:79:LYS:HB2	9	1.76
(1,33)	1:A:55:SER:N	2:B:79:LYS:HB3	9	1.76
(1,33)	1:A:55:SER:N	2:B:79:LYS:HD2	9	1.76
(1,33)	1:A:55:SER:N	2:B:79:LYS:HD3	9	1.76

*Continued on next page...*

*Continued from previous page...*

Key	Atom-1	Atom-2	Model ID	Violation (Å)
(1,33)	1:A:55:SER:N	2:B:79:LYS:HE2	9	1.76
(1,33)	1:A:55:SER:N	2:B:79:LYS:HE3	9	1.76
(1,33)	1:A:55:SER:N	2:B:79:LYS:HG2	9	1.76
(1,33)	1:A:55:SER:N	2:B:79:LYS:HG3	9	1.76
(1,33)	1:A:55:SER:N	2:B:79:LYS:HZ1	9	1.76
(1,33)	1:A:55:SER:N	2:B:79:LYS:HZ2	9	1.76
(1,33)	1:A:55:SER:N	2:B:79:LYS:HZ3	9	1.76
(1,33)	1:A:55:SER:N	2:B:79:LYS:N	9	1.76
(1,33)	1:A:55:SER:N	2:B:79:LYS:NZ	9	1.76
(1,33)	1:A:55:SER:N	2:B:79:LYS:O	9	1.76
(1,33)	1:A:55:SER:N	2:B:80:ILE:C	9	1.76
(1,33)	1:A:55:SER:N	2:B:80:ILE:CA	9	1.76
(1,33)	1:A:55:SER:N	2:B:80:ILE:CB	9	1.76
(1,33)	1:A:55:SER:N	2:B:80:ILE:CD1	9	1.76
(1,33)	1:A:55:SER:N	2:B:80:ILE:CG1	9	1.76
(1,33)	1:A:55:SER:N	2:B:80:ILE:CG2	9	1.76
(1,33)	1:A:55:SER:N	2:B:80:ILE:H	9	1.76
(1,33)	1:A:55:SER:N	2:B:80:ILE:HA	9	1.76
(1,33)	1:A:55:SER:N	2:B:80:ILE:HB	9	1.76
(1,33)	1:A:55:SER:N	2:B:80:ILE:HD11	9	1.76
(1,33)	1:A:55:SER:N	2:B:80:ILE:HD12	9	1.76
(1,33)	1:A:55:SER:N	2:B:80:ILE:HD13	9	1.76
(1,33)	1:A:55:SER:N	2:B:80:ILE:HG12	9	1.76
(1,33)	1:A:55:SER:N	2:B:80:ILE:HG13	9	1.76
(1,33)	1:A:55:SER:N	2:B:80:ILE:HG21	9	1.76
(1,33)	1:A:55:SER:N	2:B:80:ILE:HG22	9	1.76
(1,33)	1:A:55:SER:N	2:B:80:ILE:HG23	9	1.76
(1,33)	1:A:55:SER:N	2:B:80:ILE:N	9	1.76
(1,33)	1:A:55:SER:N	2:B:80:ILE:O	9	1.76
(1,33)	1:A:55:SER:N	2:B:84:GLN:C	9	1.76
(1,33)	1:A:55:SER:N	2:B:84:GLN:CA	9	1.76
(1,33)	1:A:55:SER:N	2:B:84:GLN:CB	9	1.76
(1,33)	1:A:55:SER:N	2:B:84:GLN:CD	9	1.76
(1,33)	1:A:55:SER:N	2:B:84:GLN:CG	9	1.76
(1,33)	1:A:55:SER:N	2:B:84:GLN:H	9	1.76
(1,33)	1:A:55:SER:N	2:B:84:GLN:HA	9	1.76
(1,33)	1:A:55:SER:N	2:B:84:GLN:HB2	9	1.76
(1,33)	1:A:55:SER:N	2:B:84:GLN:HB3	9	1.76
(1,33)	1:A:55:SER:N	2:B:84:GLN:HE21	9	1.76
(1,33)	1:A:55:SER:N	2:B:84:GLN:HE22	9	1.76
(1,33)	1:A:55:SER:N	2:B:84:GLN:HG2	9	1.76
(1,33)	1:A:55:SER:N	2:B:84:GLN:HG3	9	1.76

*Continued on next page...*

*Continued from previous page...*

Key	Atom-1	Atom-2	Model ID	Violation (Å)
(1,33)	1:A:55:SER:N	2:B:84:GLN:N	9	1.76
(1,33)	1:A:55:SER:N	2:B:84:GLN:NE2	9	1.76
(1,33)	1:A:55:SER:N	2:B:84:GLN:O	9	1.76
(1,33)	1:A:55:SER:N	2:B:84:GLN:OE1	9	1.76
(1,33)	1:A:55:SER:N	2:B:97:THR:C	9	1.76
(1,33)	1:A:55:SER:N	2:B:97:THR:CA	9	1.76
(1,33)	1:A:55:SER:N	2:B:97:THR:CB	9	1.76
(1,33)	1:A:55:SER:N	2:B:97:THR:CG2	9	1.76
(1,33)	1:A:55:SER:N	2:B:97:THR:H	9	1.76
(1,33)	1:A:55:SER:N	2:B:97:THR:HA	9	1.76
(1,33)	1:A:55:SER:N	2:B:97:THR:HB	9	1.76
(1,33)	1:A:55:SER:N	2:B:97:THR:HG1	9	1.76
(1,33)	1:A:55:SER:N	2:B:97:THR:HG21	9	1.76
(1,33)	1:A:55:SER:N	2:B:97:THR:HG22	9	1.76
(1,33)	1:A:55:SER:N	2:B:97:THR:HG23	9	1.76
(1,33)	1:A:55:SER:N	2:B:97:THR:N	9	1.76
(1,33)	1:A:55:SER:N	2:B:97:THR:O	9	1.76
(1,33)	1:A:55:SER:N	2:B:97:THR:OG1	9	1.76
(1,33)	1:A:55:SER:N	2:B:99:HIS:C	9	1.76
(1,33)	1:A:55:SER:N	2:B:99:HIS:CA	9	1.76
(1,33)	1:A:55:SER:N	2:B:99:HIS:CB	9	1.76
(1,33)	1:A:55:SER:N	2:B:99:HIS:CD2	9	1.76
(1,33)	1:A:55:SER:N	2:B:99:HIS:CE1	9	1.76
(1,33)	1:A:55:SER:N	2:B:99:HIS:CG	9	1.76
(1,33)	1:A:55:SER:N	2:B:99:HIS:H	9	1.76
(1,33)	1:A:55:SER:N	2:B:99:HIS:HA	9	1.76
(1,33)	1:A:55:SER:N	2:B:99:HIS:HB2	9	1.76
(1,33)	1:A:55:SER:N	2:B:99:HIS:HB3	9	1.76
(1,33)	1:A:55:SER:N	2:B:99:HIS:HD1	9	1.76
(1,33)	1:A:55:SER:N	2:B:99:HIS:HD2	9	1.76
(1,33)	1:A:55:SER:N	2:B:99:HIS:HE1	9	1.76
(1,33)	1:A:55:SER:N	2:B:99:HIS:HE2	9	1.76
(1,33)	1:A:55:SER:N	2:B:99:HIS:N	9	1.76
(1,33)	1:A:55:SER:N	2:B:99:HIS:ND1	9	1.76
(1,33)	1:A:55:SER:N	2:B:99:HIS:NE2	9	1.76
(1,33)	1:A:55:SER:N	2:B:99:HIS:O	9	1.76
(1,33)	1:A:55:SER:N	2:B:101:VAL:C	9	1.76
(1,33)	1:A:55:SER:N	2:B:101:VAL:CA	9	1.76
(1,33)	1:A:55:SER:N	2:B:101:VAL:CB	9	1.76
(1,33)	1:A:55:SER:N	2:B:101:VAL:CG1	9	1.76
(1,33)	1:A:55:SER:N	2:B:101:VAL:CG2	9	1.76
(1,33)	1:A:55:SER:N	2:B:101:VAL:H	9	1.76

*Continued on next page...*

*Continued from previous page...*

Key	Atom-1	Atom-2	Model ID	Violation (Å)
(1,33)	1:A:55:SER:N	2:B:101:VAL:HA	9	1.76
(1,33)	1:A:55:SER:N	2:B:101:VAL:HB	9	1.76
(1,33)	1:A:55:SER:N	2:B:101:VAL:HG11	9	1.76
(1,33)	1:A:55:SER:N	2:B:101:VAL:HG12	9	1.76
(1,33)	1:A:55:SER:N	2:B:101:VAL:HG13	9	1.76
(1,33)	1:A:55:SER:N	2:B:101:VAL:HG21	9	1.76
(1,33)	1:A:55:SER:N	2:B:101:VAL:HG22	9	1.76
(1,33)	1:A:55:SER:N	2:B:101:VAL:HG23	9	1.76
(1,33)	1:A:55:SER:N	2:B:101:VAL:N	9	1.76
(1,33)	1:A:55:SER:N	2:B:101:VAL:O	9	1.76
(1,33)	1:A:55:SER:O	2:B:75:ILE:C	9	1.76
(1,33)	1:A:55:SER:O	2:B:75:ILE:CA	9	1.76
(1,33)	1:A:55:SER:O	2:B:75:ILE:CB	9	1.76
(1,33)	1:A:55:SER:O	2:B:75:ILE:CD1	9	1.76
(1,33)	1:A:55:SER:O	2:B:75:ILE:CG1	9	1.76
(1,33)	1:A:55:SER:O	2:B:75:ILE:CG2	9	1.76
(1,33)	1:A:55:SER:O	2:B:75:ILE:H	9	1.76
(1,33)	1:A:55:SER:O	2:B:75:ILE:HA	9	1.76
(1,33)	1:A:55:SER:O	2:B:75:ILE:HB	9	1.76
(1,33)	1:A:55:SER:O	2:B:75:ILE:HD11	9	1.76
(1,33)	1:A:55:SER:O	2:B:75:ILE:HD12	9	1.76
(1,33)	1:A:55:SER:O	2:B:75:ILE:HD13	9	1.76
(1,33)	1:A:55:SER:O	2:B:75:ILE:HG12	9	1.76
(1,33)	1:A:55:SER:O	2:B:75:ILE:HG13	9	1.76
(1,33)	1:A:55:SER:O	2:B:75:ILE:HG21	9	1.76
(1,33)	1:A:55:SER:O	2:B:75:ILE:HG22	9	1.76
(1,33)	1:A:55:SER:O	2:B:75:ILE:HG23	9	1.76
(1,33)	1:A:55:SER:O	2:B:75:ILE:N	9	1.76
(1,33)	1:A:55:SER:O	2:B:75:ILE:O	9	1.76
(1,33)	1:A:55:SER:O	2:B:77:ALA:C	9	1.76
(1,33)	1:A:55:SER:O	2:B:77:ALA:CA	9	1.76
(1,33)	1:A:55:SER:O	2:B:77:ALA:CB	9	1.76
(1,33)	1:A:55:SER:O	2:B:77:ALA:H	9	1.76
(1,33)	1:A:55:SER:O	2:B:77:ALA:HA	9	1.76
(1,33)	1:A:55:SER:O	2:B:77:ALA:HB1	9	1.76
(1,33)	1:A:55:SER:O	2:B:77:ALA:HB2	9	1.76
(1,33)	1:A:55:SER:O	2:B:77:ALA:HB3	9	1.76
(1,33)	1:A:55:SER:O	2:B:77:ALA:N	9	1.76
(1,33)	1:A:55:SER:O	2:B:77:ALA:O	9	1.76
(1,33)	1:A:55:SER:O	2:B:78:GLY:C	9	1.76
(1,33)	1:A:55:SER:O	2:B:78:GLY:CA	9	1.76
(1,33)	1:A:55:SER:O	2:B:78:GLY:H	9	1.76

*Continued on next page...*

*Continued from previous page...*

Key	Atom-1	Atom-2	Model ID	Violation (Å)
(1,33)	1:A:55:SER:O	2:B:78:GLY:HA2	9	1.76
(1,33)	1:A:55:SER:O	2:B:78:GLY:HA3	9	1.76
(1,33)	1:A:55:SER:O	2:B:78:GLY:N	9	1.76
(1,33)	1:A:55:SER:O	2:B:78:GLY:O	9	1.76
(1,33)	1:A:55:SER:O	2:B:79:LYS:C	9	1.76
(1,33)	1:A:55:SER:O	2:B:79:LYS:CA	9	1.76
(1,33)	1:A:55:SER:O	2:B:79:LYS:CB	9	1.76
(1,33)	1:A:55:SER:O	2:B:79:LYS:CD	9	1.76
(1,33)	1:A:55:SER:O	2:B:79:LYS:CE	9	1.76
(1,33)	1:A:55:SER:O	2:B:79:LYS:CG	9	1.76
(1,33)	1:A:55:SER:O	2:B:79:LYS:H	9	1.76
(1,33)	1:A:55:SER:O	2:B:79:LYS:HA	9	1.76
(1,33)	1:A:55:SER:O	2:B:79:LYS:HB2	9	1.76
(1,33)	1:A:55:SER:O	2:B:79:LYS:HB3	9	1.76
(1,33)	1:A:55:SER:O	2:B:79:LYS:HD2	9	1.76
(1,33)	1:A:55:SER:O	2:B:79:LYS:HD3	9	1.76
(1,33)	1:A:55:SER:O	2:B:79:LYS:HE2	9	1.76
(1,33)	1:A:55:SER:O	2:B:79:LYS:HE3	9	1.76
(1,33)	1:A:55:SER:O	2:B:79:LYS:HG2	9	1.76
(1,33)	1:A:55:SER:O	2:B:79:LYS:HG3	9	1.76
(1,33)	1:A:55:SER:O	2:B:79:LYS:HZ1	9	1.76
(1,33)	1:A:55:SER:O	2:B:79:LYS:HZ2	9	1.76
(1,33)	1:A:55:SER:O	2:B:79:LYS:HZ3	9	1.76
(1,33)	1:A:55:SER:O	2:B:79:LYS:N	9	1.76
(1,33)	1:A:55:SER:O	2:B:79:LYS:NZ	9	1.76
(1,33)	1:A:55:SER:O	2:B:80:ILE:C	9	1.76
(1,33)	1:A:55:SER:O	2:B:80:ILE:CA	9	1.76
(1,33)	1:A:55:SER:O	2:B:80:ILE:CB	9	1.76
(1,33)	1:A:55:SER:O	2:B:80:ILE:CD1	9	1.76
(1,33)	1:A:55:SER:O	2:B:80:ILE:CG1	9	1.76
(1,33)	1:A:55:SER:O	2:B:80:ILE:CG2	9	1.76
(1,33)	1:A:55:SER:O	2:B:80:ILE:H	9	1.76
(1,33)	1:A:55:SER:O	2:B:80:ILE:HA	9	1.76
(1,33)	1:A:55:SER:O	2:B:80:ILE:HB	9	1.76
(1,33)	1:A:55:SER:O	2:B:80:ILE:HD11	9	1.76
(1,33)	1:A:55:SER:O	2:B:80:ILE:HD12	9	1.76
(1,33)	1:A:55:SER:O	2:B:80:ILE:HD13	9	1.76
(1,33)	1:A:55:SER:O	2:B:80:ILE:HG12	9	1.76
(1,33)	1:A:55:SER:O	2:B:80:ILE:HG13	9	1.76
(1,33)	1:A:55:SER:O	2:B:80:ILE:HG21	9	1.76
(1,33)	1:A:55:SER:O	2:B:80:ILE:HG22	9	1.76

*Continued on next page...*

*Continued from previous page...*

Key	Atom-1	Atom-2	Model ID	Violation (Å)
(1,33)	1:A:55:SER:O	2:B:80:ILE:HG23	9	1.76
(1,33)	1:A:55:SER:O	2:B:80:ILE:N	9	1.76
(1,33)	1:A:55:SER:O	2:B:80:ILE:O	9	1.76
(1,33)	1:A:55:SER:O	2:B:84:GLN:C	9	1.76
(1,33)	1:A:55:SER:O	2:B:84:GLN:CA	9	1.76
(1,33)	1:A:55:SER:O	2:B:84:GLN:CB	9	1.76
(1,33)	1:A:55:SER:O	2:B:84:GLN:CD	9	1.76
(1,33)	1:A:55:SER:O	2:B:84:GLN:CG	9	1.76
(1,33)	1:A:55:SER:O	2:B:84:GLN:H	9	1.76
(1,33)	1:A:55:SER:O	2:B:84:GLN:HA	9	1.76
(1,33)	1:A:55:SER:O	2:B:84:GLN:HB2	9	1.76
(1,33)	1:A:55:SER:O	2:B:84:GLN:HB3	9	1.76
(1,33)	1:A:55:SER:O	2:B:84:GLN:HE21	9	1.76
(1,33)	1:A:55:SER:O	2:B:84:GLN:HE22	9	1.76
(1,33)	1:A:55:SER:O	2:B:84:GLN:HG2	9	1.76
(1,33)	1:A:55:SER:O	2:B:84:GLN:HG3	9	1.76
(1,33)	1:A:55:SER:O	2:B:84:GLN:N	9	1.76
(1,33)	1:A:55:SER:O	2:B:84:GLN:NE2	9	1.76
(1,33)	1:A:55:SER:O	2:B:84:GLN:O	9	1.76
(1,33)	1:A:55:SER:O	2:B:84:GLN:OE1	9	1.76
(1,33)	1:A:55:SER:O	2:B:97:THR:C	9	1.76
(1,33)	1:A:55:SER:O	2:B:97:THR:CA	9	1.76
(1,33)	1:A:55:SER:O	2:B:97:THR:CB	9	1.76
(1,33)	1:A:55:SER:O	2:B:97:THR:CG2	9	1.76
(1,33)	1:A:55:SER:O	2:B:97:THR:H	9	1.76
(1,33)	1:A:55:SER:O	2:B:97:THR:HA	9	1.76
(1,33)	1:A:55:SER:O	2:B:97:THR:HB	9	1.76
(1,33)	1:A:55:SER:O	2:B:97:THR:HG1	9	1.76
(1,33)	1:A:55:SER:O	2:B:97:THR:HG21	9	1.76
(1,33)	1:A:55:SER:O	2:B:97:THR:HG22	9	1.76
(1,33)	1:A:55:SER:O	2:B:97:THR:HG23	9	1.76
(1,33)	1:A:55:SER:O	2:B:97:THR:N	9	1.76
(1,33)	1:A:55:SER:O	2:B:97:THR:O	9	1.76
(1,33)	1:A:55:SER:O	2:B:97:THR:OG1	9	1.76
(1,33)	1:A:55:SER:O	2:B:99:HIS:C	9	1.76
(1,33)	1:A:55:SER:O	2:B:99:HIS:CA	9	1.76
(1,33)	1:A:55:SER:O	2:B:99:HIS:CB	9	1.76
(1,33)	1:A:55:SER:O	2:B:99:HIS:CD2	9	1.76
(1,33)	1:A:55:SER:O	2:B:99:HIS:CE1	9	1.76
(1,33)	1:A:55:SER:O	2:B:99:HIS:CG	9	1.76
(1,33)	1:A:55:SER:O	2:B:99:HIS:H	9	1.76
(1,33)	1:A:55:SER:O	2:B:99:HIS:HA	9	1.76

*Continued on next page...*

*Continued from previous page...*

Key	Atom-1	Atom-2	Model ID	Violation (Å)
(1,33)	1:A:55:SER:O	2:B:99:HIS:HB2	9	1.76
(1,33)	1:A:55:SER:O	2:B:99:HIS:HB3	9	1.76
(1,33)	1:A:55:SER:O	2:B:99:HIS:HD1	9	1.76
(1,33)	1:A:55:SER:O	2:B:99:HIS:HD2	9	1.76
(1,33)	1:A:55:SER:O	2:B:99:HIS:HE1	9	1.76
(1,33)	1:A:55:SER:O	2:B:99:HIS:HE2	9	1.76
(1,33)	1:A:55:SER:O	2:B:99:HIS:N	9	1.76
(1,33)	1:A:55:SER:O	2:B:99:HIS:ND1	9	1.76
(1,33)	1:A:55:SER:O	2:B:99:HIS:NE2	9	1.76
(1,33)	1:A:55:SER:O	2:B:99:HIS:O	9	1.76
(1,33)	1:A:55:SER:O	2:B:101:VAL:C	9	1.76
(1,33)	1:A:55:SER:O	2:B:101:VAL:CA	9	1.76
(1,33)	1:A:55:SER:O	2:B:101:VAL:CB	9	1.76
(1,33)	1:A:55:SER:O	2:B:101:VAL:CG1	9	1.76
(1,33)	1:A:55:SER:O	2:B:101:VAL:CG2	9	1.76
(1,33)	1:A:55:SER:O	2:B:101:VAL:H	9	1.76
(1,33)	1:A:55:SER:O	2:B:101:VAL:HA	9	1.76
(1,33)	1:A:55:SER:O	2:B:101:VAL:HB	9	1.76
(1,33)	1:A:55:SER:O	2:B:101:VAL:HG11	9	1.76
(1,33)	1:A:55:SER:O	2:B:101:VAL:HG12	9	1.76
(1,33)	1:A:55:SER:O	2:B:101:VAL:HG13	9	1.76
(1,33)	1:A:55:SER:O	2:B:101:VAL:HG21	9	1.76
(1,33)	1:A:55:SER:O	2:B:101:VAL:HG22	9	1.76
(1,33)	1:A:55:SER:O	2:B:101:VAL:HG23	9	1.76
(1,33)	1:A:55:SER:O	2:B:101:VAL:N	9	1.76
(1,33)	1:A:55:SER:O	2:B:101:VAL:O	9	1.76
(1,33)	1:A:55:SER:OG	2:B:75:ILE:C	9	1.76
(1,33)	1:A:55:SER:OG	2:B:75:ILE:CA	9	1.76
(1,33)	1:A:55:SER:OG	2:B:75:ILE:CB	9	1.76
(1,33)	1:A:55:SER:OG	2:B:75:ILE:CD1	9	1.76
(1,33)	1:A:55:SER:OG	2:B:75:ILE:CG1	9	1.76
(1,33)	1:A:55:SER:OG	2:B:75:ILE:CG2	9	1.76
(1,33)	1:A:55:SER:OG	2:B:75:ILE:H	9	1.76
(1,33)	1:A:55:SER:OG	2:B:75:ILE:HA	9	1.76
(1,33)	1:A:55:SER:OG	2:B:75:ILE:HB	9	1.76
(1,33)	1:A:55:SER:OG	2:B:75:ILE:HD11	9	1.76
(1,33)	1:A:55:SER:OG	2:B:75:ILE:HD12	9	1.76
(1,33)	1:A:55:SER:OG	2:B:75:ILE:HD13	9	1.76
(1,33)	1:A:55:SER:OG	2:B:75:ILE:HG12	9	1.76
(1,33)	1:A:55:SER:OG	2:B:75:ILE:HG13	9	1.76
(1,33)	1:A:55:SER:OG	2:B:75:ILE:HG21	9	1.76
(1,33)	1:A:55:SER:OG	2:B:75:ILE:HG22	9	1.76

*Continued on next page...*



*Continued from previous page...*

Key	Atom-1	Atom-2	Model ID	Violation (Å)
(1,33)	1:A:55:SER:OG	2:B:75:ILE:HG23	9	1.76
(1,33)	1:A:55:SER:OG	2:B:75:ILE:N	9	1.76
(1,33)	1:A:55:SER:OG	2:B:75:ILE:O	9	1.76
(1,33)	1:A:55:SER:OG	2:B:77:ALA:C	9	1.76
(1,33)	1:A:55:SER:OG	2:B:77:ALA:CA	9	1.76
(1,33)	1:A:55:SER:OG	2:B:77:ALA:CB	9	1.76
(1,33)	1:A:55:SER:OG	2:B:77:ALA:H	9	1.76
(1,33)	1:A:55:SER:OG	2:B:77:ALA:HA	9	1.76
(1,33)	1:A:55:SER:OG	2:B:77:ALA:HB1	9	1.76
(1,33)	1:A:55:SER:OG	2:B:77:ALA:HB2	9	1.76
(1,33)	1:A:55:SER:OG	2:B:77:ALA:HB3	9	1.76
(1,33)	1:A:55:SER:OG	2:B:77:ALA:N	9	1.76
(1,33)	1:A:55:SER:OG	2:B:77:ALA:O	9	1.76
(1,33)	1:A:55:SER:OG	2:B:78:GLY:C	9	1.76
(1,33)	1:A:55:SER:OG	2:B:78:GLY:CA	9	1.76
(1,33)	1:A:55:SER:OG	2:B:78:GLY:H	9	1.76
(1,33)	1:A:55:SER:OG	2:B:78:GLY:HA2	9	1.76
(1,33)	1:A:55:SER:OG	2:B:78:GLY:HA3	9	1.76
(1,33)	1:A:55:SER:OG	2:B:78:GLY:N	9	1.76
(1,33)	1:A:55:SER:OG	2:B:78:GLY:O	9	1.76
(1,33)	1:A:55:SER:OG	2:B:79:LYS:C	9	1.76
(1,33)	1:A:55:SER:OG	2:B:79:LYS:CA	9	1.76
(1,33)	1:A:55:SER:OG	2:B:79:LYS:CB	9	1.76
(1,33)	1:A:55:SER:OG	2:B:79:LYS:CD	9	1.76
(1,33)	1:A:55:SER:OG	2:B:79:LYS:CE	9	1.76
(1,33)	1:A:55:SER:OG	2:B:79:LYS:CG	9	1.76
(1,33)	1:A:55:SER:OG	2:B:79:LYS:H	9	1.76
(1,33)	1:A:55:SER:OG	2:B:79:LYS:HA	9	1.76
(1,33)	1:A:55:SER:OG	2:B:79:LYS:HB2	9	1.76
(1,33)	1:A:55:SER:OG	2:B:79:LYS:HB3	9	1.76
(1,33)	1:A:55:SER:OG	2:B:79:LYS:HD2	9	1.76
(1,33)	1:A:55:SER:OG	2:B:79:LYS:HD3	9	1.76
(1,33)	1:A:55:SER:OG	2:B:79:LYS:HE2	9	1.76
(1,33)	1:A:55:SER:OG	2:B:79:LYS:HE3	9	1.76
(1,33)	1:A:55:SER:OG	2:B:79:LYS:HG2	9	1.76
(1,33)	1:A:55:SER:OG	2:B:79:LYS:HG3	9	1.76
(1,33)	1:A:55:SER:OG	2:B:79:LYS:HZ1	9	1.76
(1,33)	1:A:55:SER:OG	2:B:79:LYS:HZ2	9	1.76
(1,33)	1:A:55:SER:OG	2:B:79:LYS:HZ3	9	1.76
(1,33)	1:A:55:SER:OG	2:B:79:LYS:N	9	1.76
(1,33)	1:A:55:SER:OG	2:B:79:LYS:NZ	9	1.76
(1,33)	1:A:55:SER:OG	2:B:79:LYS:O	9	1.76

*Continued on next page...*

*Continued from previous page...*

Key	Atom-1	Atom-2	Model ID	Violation (Å)
(1,33)	1:A:55:SER:OG	2:B:80:ILE:C	9	1.76
(1,33)	1:A:55:SER:OG	2:B:80:ILE:CA	9	1.76
(1,33)	1:A:55:SER:OG	2:B:80:ILE:CB	9	1.76
(1,33)	1:A:55:SER:OG	2:B:80:ILE:CD1	9	1.76
(1,33)	1:A:55:SER:OG	2:B:80:ILE:CG1	9	1.76
(1,33)	1:A:55:SER:OG	2:B:80:ILE:CG2	9	1.76
(1,33)	1:A:55:SER:OG	2:B:80:ILE:H	9	1.76
(1,33)	1:A:55:SER:OG	2:B:80:ILE:HA	9	1.76
(1,33)	1:A:55:SER:OG	2:B:80:ILE:HB	9	1.76
(1,33)	1:A:55:SER:OG	2:B:80:ILE:HD11	9	1.76
(1,33)	1:A:55:SER:OG	2:B:80:ILE:HD12	9	1.76
(1,33)	1:A:55:SER:OG	2:B:80:ILE:HD13	9	1.76
(1,33)	1:A:55:SER:OG	2:B:80:ILE:HG12	9	1.76
(1,33)	1:A:55:SER:OG	2:B:80:ILE:HG13	9	1.76
(1,33)	1:A:55:SER:OG	2:B:80:ILE:HG21	9	1.76
(1,33)	1:A:55:SER:OG	2:B:80:ILE:HG22	9	1.76
(1,33)	1:A:55:SER:OG	2:B:80:ILE:HG23	9	1.76
(1,33)	1:A:55:SER:OG	2:B:80:ILE:N	9	1.76
(1,33)	1:A:55:SER:OG	2:B:80:ILE:O	9	1.76
(1,33)	1:A:55:SER:OG	2:B:84:GLN:C	9	1.76
(1,33)	1:A:55:SER:OG	2:B:84:GLN:CA	9	1.76
(1,33)	1:A:55:SER:OG	2:B:84:GLN:CB	9	1.76
(1,33)	1:A:55:SER:OG	2:B:84:GLN:CD	9	1.76
(1,33)	1:A:55:SER:OG	2:B:84:GLN:CG	9	1.76
(1,33)	1:A:55:SER:OG	2:B:84:GLN:H	9	1.76
(1,33)	1:A:55:SER:OG	2:B:84:GLN:HA	9	1.76
(1,33)	1:A:55:SER:OG	2:B:84:GLN:HB2	9	1.76
(1,33)	1:A:55:SER:OG	2:B:84:GLN:HB3	9	1.76
(1,33)	1:A:55:SER:OG	2:B:84:GLN:HE21	9	1.76
(1,33)	1:A:55:SER:OG	2:B:84:GLN:HE22	9	1.76
(1,33)	1:A:55:SER:OG	2:B:84:GLN:HG2	9	1.76
(1,33)	1:A:55:SER:OG	2:B:84:GLN:HG3	9	1.76
(1,33)	1:A:55:SER:OG	2:B:84:GLN:N	9	1.76
(1,33)	1:A:55:SER:OG	2:B:84:GLN:NE2	9	1.76
(1,33)	1:A:55:SER:OG	2:B:84:GLN:O	9	1.76
(1,33)	1:A:55:SER:OG	2:B:84:GLN:OE1	9	1.76
(1,33)	1:A:55:SER:OG	2:B:97:THR:C	9	1.76
(1,33)	1:A:55:SER:OG	2:B:97:THR:CA	9	1.76
(1,33)	1:A:55:SER:OG	2:B:97:THR:CB	9	1.76
(1,33)	1:A:55:SER:OG	2:B:97:THR:CG2	9	1.76
(1,33)	1:A:55:SER:OG	2:B:97:THR:H	9	1.76
(1,33)	1:A:55:SER:OG	2:B:97:THR:HA	9	1.76

*Continued on next page...*

*Continued from previous page...*

Key	Atom-1	Atom-2	Model ID	Violation (Å)
(1,33)	1:A:55:SER:OG	2:B:97:THR:HB	9	1.76
(1,33)	1:A:55:SER:OG	2:B:97:THR:HG1	9	1.76
(1,33)	1:A:55:SER:OG	2:B:97:THR:HG21	9	1.76
(1,33)	1:A:55:SER:OG	2:B:97:THR:HG22	9	1.76
(1,33)	1:A:55:SER:OG	2:B:97:THR:HG23	9	1.76
(1,33)	1:A:55:SER:OG	2:B:97:THR:N	9	1.76
(1,33)	1:A:55:SER:OG	2:B:97:THR:O	9	1.76
(1,33)	1:A:55:SER:OG	2:B:97:THR:OG1	9	1.76
(1,33)	1:A:55:SER:OG	2:B:99:HIS:C	9	1.76
(1,33)	1:A:55:SER:OG	2:B:99:HIS:CA	9	1.76
(1,33)	1:A:55:SER:OG	2:B:99:HIS:CB	9	1.76
(1,33)	1:A:55:SER:OG	2:B:99:HIS:CD2	9	1.76
(1,33)	1:A:55:SER:OG	2:B:99:HIS:CE1	9	1.76
(1,33)	1:A:55:SER:OG	2:B:99:HIS:CG	9	1.76
(1,33)	1:A:55:SER:OG	2:B:99:HIS:H	9	1.76
(1,33)	1:A:55:SER:OG	2:B:99:HIS:HA	9	1.76
(1,33)	1:A:55:SER:OG	2:B:99:HIS:HB2	9	1.76
(1,33)	1:A:55:SER:OG	2:B:99:HIS:HB3	9	1.76
(1,33)	1:A:55:SER:OG	2:B:99:HIS:HD1	9	1.76
(1,33)	1:A:55:SER:OG	2:B:99:HIS:HD2	9	1.76
(1,33)	1:A:55:SER:OG	2:B:99:HIS:HE1	9	1.76
(1,33)	1:A:55:SER:OG	2:B:99:HIS:HE2	9	1.76
(1,33)	1:A:55:SER:OG	2:B:99:HIS:N	9	1.76
(1,33)	1:A:55:SER:OG	2:B:99:HIS:ND1	9	1.76
(1,33)	1:A:55:SER:OG	2:B:99:HIS:NE2	9	1.76
(1,33)	1:A:55:SER:OG	2:B:99:HIS:O	9	1.76
(1,33)	1:A:55:SER:OG	2:B:101:VAL:C	9	1.76
(1,33)	1:A:55:SER:OG	2:B:101:VAL:CA	9	1.76
(1,33)	1:A:55:SER:OG	2:B:101:VAL:CB	9	1.76
(1,33)	1:A:55:SER:OG	2:B:101:VAL:CG1	9	1.76
(1,33)	1:A:55:SER:OG	2:B:101:VAL:CG2	9	1.76
(1,33)	1:A:55:SER:OG	2:B:101:VAL:H	9	1.76
(1,33)	1:A:55:SER:OG	2:B:101:VAL:HA	9	1.76
(1,33)	1:A:55:SER:OG	2:B:101:VAL:HB	9	1.76
(1,33)	1:A:55:SER:OG	2:B:101:VAL:HG11	9	1.76
(1,33)	1:A:55:SER:OG	2:B:101:VAL:HG12	9	1.76
(1,33)	1:A:55:SER:OG	2:B:101:VAL:HG13	9	1.76
(1,33)	1:A:55:SER:OG	2:B:101:VAL:HG21	9	1.76
(1,33)	1:A:55:SER:OG	2:B:101:VAL:HG22	9	1.76
(1,33)	1:A:55:SER:OG	2:B:101:VAL:HG23	9	1.76
(1,33)	1:A:55:SER:OG	2:B:101:VAL:N	9	1.76
(1,33)	1:A:55:SER:OG	2:B:101:VAL:O	9	1.76

*Continued on next page...*

*Continued from previous page...*

Key	Atom-1	Atom-2	Model ID	Violation (Å)
(1,33)	1:A:55:SER:C	2:B:75:ILE:C	12	1.76
(1,33)	1:A:55:SER:C	2:B:75:ILE:CA	12	1.76
(1,33)	1:A:55:SER:C	2:B:75:ILE:CB	12	1.76
(1,33)	1:A:55:SER:C	2:B:75:ILE:CD1	12	1.76
(1,33)	1:A:55:SER:C	2:B:75:ILE:CG1	12	1.76
(1,33)	1:A:55:SER:C	2:B:75:ILE:CG2	12	1.76
(1,33)	1:A:55:SER:C	2:B:75:ILE:H	12	1.76
(1,33)	1:A:55:SER:C	2:B:75:ILE:HA	12	1.76
(1,33)	1:A:55:SER:C	2:B:75:ILE:HB	12	1.76
(1,33)	1:A:55:SER:C	2:B:75:ILE:HD11	12	1.76
(1,33)	1:A:55:SER:C	2:B:75:ILE:HD12	12	1.76
(1,33)	1:A:55:SER:C	2:B:75:ILE:HD13	12	1.76
(1,33)	1:A:55:SER:C	2:B:75:ILE:HG12	12	1.76
(1,33)	1:A:55:SER:C	2:B:75:ILE:HG13	12	1.76
(1,33)	1:A:55:SER:C	2:B:75:ILE:HG21	12	1.76
(1,33)	1:A:55:SER:C	2:B:75:ILE:HG22	12	1.76
(1,33)	1:A:55:SER:C	2:B:75:ILE:HG23	12	1.76
(1,33)	1:A:55:SER:C	2:B:75:ILE:N	12	1.76
(1,33)	1:A:55:SER:C	2:B:75:ILE:O	12	1.76
(1,33)	1:A:55:SER:C	2:B:77:ALA:C	12	1.76
(1,33)	1:A:55:SER:C	2:B:77:ALA:CA	12	1.76
(1,33)	1:A:55:SER:C	2:B:77:ALA:CB	12	1.76
(1,33)	1:A:55:SER:C	2:B:77:ALA:H	12	1.76
(1,33)	1:A:55:SER:C	2:B:77:ALA:HA	12	1.76
(1,33)	1:A:55:SER:C	2:B:77:ALA:HB1	12	1.76
(1,33)	1:A:55:SER:C	2:B:77:ALA:HB2	12	1.76
(1,33)	1:A:55:SER:C	2:B:77:ALA:HB3	12	1.76
(1,33)	1:A:55:SER:C	2:B:77:ALA:N	12	1.76
(1,33)	1:A:55:SER:C	2:B:77:ALA:O	12	1.76
(1,33)	1:A:55:SER:C	2:B:78:GLY:C	12	1.76
(1,33)	1:A:55:SER:C	2:B:78:GLY:CA	12	1.76
(1,33)	1:A:55:SER:C	2:B:78:GLY:H	12	1.76
(1,33)	1:A:55:SER:C	2:B:78:GLY:HA2	12	1.76
(1,33)	1:A:55:SER:C	2:B:78:GLY:HA3	12	1.76
(1,33)	1:A:55:SER:C	2:B:78:GLY:N	12	1.76
(1,33)	1:A:55:SER:C	2:B:78:GLY:O	12	1.76
(1,33)	1:A:55:SER:C	2:B:79:LYS:C	12	1.76
(1,33)	1:A:55:SER:C	2:B:79:LYS:CA	12	1.76
(1,33)	1:A:55:SER:C	2:B:79:LYS:CB	12	1.76
(1,33)	1:A:55:SER:C	2:B:79:LYS:CD	12	1.76
(1,33)	1:A:55:SER:C	2:B:79:LYS:CE	12	1.76
(1,33)	1:A:55:SER:C	2:B:79:LYS:CG	12	1.76

*Continued on next page...*

*Continued from previous page...*

Key	Atom-1	Atom-2	Model ID	Violation (Å)
(1,33)	1:A:55:SER:C	2:B:79:LYS:H	12	1.76
(1,33)	1:A:55:SER:C	2:B:79:LYS:HA	12	1.76
(1,33)	1:A:55:SER:C	2:B:79:LYS:HB2	12	1.76
(1,33)	1:A:55:SER:C	2:B:79:LYS:HB3	12	1.76
(1,33)	1:A:55:SER:C	2:B:79:LYS:HD2	12	1.76
(1,33)	1:A:55:SER:C	2:B:79:LYS:HD3	12	1.76
(1,33)	1:A:55:SER:C	2:B:79:LYS:HE2	12	1.76
(1,33)	1:A:55:SER:C	2:B:79:LYS:HE3	12	1.76
(1,33)	1:A:55:SER:C	2:B:79:LYS:HG2	12	1.76
(1,33)	1:A:55:SER:C	2:B:79:LYS:HG3	12	1.76
(1,33)	1:A:55:SER:C	2:B:79:LYS:HZ1	12	1.76
(1,33)	1:A:55:SER:C	2:B:79:LYS:HZ2	12	1.76
(1,33)	1:A:55:SER:C	2:B:79:LYS:HZ3	12	1.76
(1,33)	1:A:55:SER:C	2:B:79:LYS:N	12	1.76
(1,33)	1:A:55:SER:C	2:B:79:LYS:NZ	12	1.76
(1,33)	1:A:55:SER:C	2:B:79:LYS:O	12	1.76
(1,33)	1:A:55:SER:C	2:B:80:ILE:C	12	1.76
(1,33)	1:A:55:SER:C	2:B:80:ILE:CA	12	1.76
(1,33)	1:A:55:SER:C	2:B:80:ILE:CB	12	1.76
(1,33)	1:A:55:SER:C	2:B:80:ILE:CD1	12	1.76
(1,33)	1:A:55:SER:C	2:B:80:ILE:CG1	12	1.76
(1,33)	1:A:55:SER:C	2:B:80:ILE:CG2	12	1.76
(1,33)	1:A:55:SER:C	2:B:80:ILE:H	12	1.76
(1,33)	1:A:55:SER:C	2:B:80:ILE:HA	12	1.76
(1,33)	1:A:55:SER:C	2:B:80:ILE:HB	12	1.76
(1,33)	1:A:55:SER:C	2:B:80:ILE:HD11	12	1.76
(1,33)	1:A:55:SER:C	2:B:80:ILE:HD12	12	1.76
(1,33)	1:A:55:SER:C	2:B:80:ILE:HD13	12	1.76
(1,33)	1:A:55:SER:C	2:B:80:ILE:HG12	12	1.76
(1,33)	1:A:55:SER:C	2:B:80:ILE:HG13	12	1.76
(1,33)	1:A:55:SER:C	2:B:80:ILE:HG21	12	1.76
(1,33)	1:A:55:SER:C	2:B:80:ILE:HG22	12	1.76
(1,33)	1:A:55:SER:C	2:B:80:ILE:HG23	12	1.76
(1,33)	1:A:55:SER:C	2:B:80:ILE:N	12	1.76
(1,33)	1:A:55:SER:C	2:B:80:ILE:O	12	1.76
(1,33)	1:A:55:SER:C	2:B:84:GLN:C	12	1.76
(1,33)	1:A:55:SER:C	2:B:84:GLN:CA	12	1.76
(1,33)	1:A:55:SER:C	2:B:84:GLN:CB	12	1.76
(1,33)	1:A:55:SER:C	2:B:84:GLN:CD	12	1.76
(1,33)	1:A:55:SER:C	2:B:84:GLN:CG	12	1.76
(1,33)	1:A:55:SER:C	2:B:84:GLN:H	12	1.76
(1,33)	1:A:55:SER:C	2:B:84:GLN:HA	12	1.76

*Continued on next page...*

*Continued from previous page...*

Key	Atom-1	Atom-2	Model ID	Violation (Å)
(1,33)	1:A:55:SER:C	2:B:84:GLN:HB2	12	1.76
(1,33)	1:A:55:SER:C	2:B:84:GLN:HB3	12	1.76
(1,33)	1:A:55:SER:C	2:B:84:GLN:HE21	12	1.76
(1,33)	1:A:55:SER:C	2:B:84:GLN:HE22	12	1.76
(1,33)	1:A:55:SER:C	2:B:84:GLN:HG2	12	1.76
(1,33)	1:A:55:SER:C	2:B:84:GLN:HG3	12	1.76
(1,33)	1:A:55:SER:C	2:B:84:GLN:N	12	1.76
(1,33)	1:A:55:SER:C	2:B:84:GLN:NE2	12	1.76
(1,33)	1:A:55:SER:C	2:B:84:GLN:O	12	1.76
(1,33)	1:A:55:SER:C	2:B:84:GLN:OE1	12	1.76
(1,33)	1:A:55:SER:C	2:B:97:THR:C	12	1.76
(1,33)	1:A:55:SER:C	2:B:97:THR:CA	12	1.76
(1,33)	1:A:55:SER:C	2:B:97:THR:CB	12	1.76
(1,33)	1:A:55:SER:C	2:B:97:THR:CG2	12	1.76
(1,33)	1:A:55:SER:C	2:B:97:THR:H	12	1.76
(1,33)	1:A:55:SER:C	2:B:97:THR:HA	12	1.76
(1,33)	1:A:55:SER:C	2:B:97:THR:HB	12	1.76
(1,33)	1:A:55:SER:C	2:B:97:THR:HG1	12	1.76
(1,33)	1:A:55:SER:C	2:B:97:THR:HG21	12	1.76
(1,33)	1:A:55:SER:C	2:B:97:THR:HG22	12	1.76
(1,33)	1:A:55:SER:C	2:B:97:THR:HG23	12	1.76
(1,33)	1:A:55:SER:C	2:B:97:THR:N	12	1.76
(1,33)	1:A:55:SER:C	2:B:97:THR:O	12	1.76
(1,33)	1:A:55:SER:C	2:B:97:THR:OG1	12	1.76
(1,33)	1:A:55:SER:C	2:B:99:HIS:C	12	1.76
(1,33)	1:A:55:SER:C	2:B:99:HIS:CA	12	1.76
(1,33)	1:A:55:SER:C	2:B:99:HIS:CB	12	1.76
(1,33)	1:A:55:SER:C	2:B:99:HIS:CD2	12	1.76
(1,33)	1:A:55:SER:C	2:B:99:HIS:CE1	12	1.76
(1,33)	1:A:55:SER:C	2:B:99:HIS:CG	12	1.76
(1,33)	1:A:55:SER:C	2:B:99:HIS:H	12	1.76
(1,33)	1:A:55:SER:C	2:B:99:HIS:HA	12	1.76
(1,33)	1:A:55:SER:C	2:B:99:HIS:HB2	12	1.76
(1,33)	1:A:55:SER:C	2:B:99:HIS:HB3	12	1.76
(1,33)	1:A:55:SER:C	2:B:99:HIS:HD1	12	1.76
(1,33)	1:A:55:SER:C	2:B:99:HIS:HD2	12	1.76
(1,33)	1:A:55:SER:C	2:B:99:HIS:HE1	12	1.76
(1,33)	1:A:55:SER:C	2:B:99:HIS:HE2	12	1.76
(1,33)	1:A:55:SER:C	2:B:99:HIS:N	12	1.76
(1,33)	1:A:55:SER:C	2:B:99:HIS:ND1	12	1.76
(1,33)	1:A:55:SER:C	2:B:99:HIS:NE2	12	1.76
(1,33)	1:A:55:SER:C	2:B:99:HIS:O	12	1.76

*Continued on next page...*

*Continued from previous page...*

Key	Atom-1	Atom-2	Model ID	Violation (Å)
(1,33)	1:A:55:SER:C	2:B:101:VAL:C	12	1.76
(1,33)	1:A:55:SER:C	2:B:101:VAL:CA	12	1.76
(1,33)	1:A:55:SER:C	2:B:101:VAL:CB	12	1.76
(1,33)	1:A:55:SER:C	2:B:101:VAL:CG1	12	1.76
(1,33)	1:A:55:SER:C	2:B:101:VAL:CG2	12	1.76
(1,33)	1:A:55:SER:C	2:B:101:VAL:H	12	1.76
(1,33)	1:A:55:SER:C	2:B:101:VAL:HA	12	1.76
(1,33)	1:A:55:SER:C	2:B:101:VAL:HB	12	1.76
(1,33)	1:A:55:SER:C	2:B:101:VAL:HG11	12	1.76
(1,33)	1:A:55:SER:C	2:B:101:VAL:HG12	12	1.76
(1,33)	1:A:55:SER:C	2:B:101:VAL:HG13	12	1.76
(1,33)	1:A:55:SER:C	2:B:101:VAL:HG21	12	1.76
(1,33)	1:A:55:SER:C	2:B:101:VAL:HG22	12	1.76
(1,33)	1:A:55:SER:C	2:B:101:VAL:HG23	12	1.76
(1,33)	1:A:55:SER:C	2:B:101:VAL:N	12	1.76
(1,33)	1:A:55:SER:C	2:B:101:VAL:O	12	1.76
(1,33)	1:A:55:SER:CA	2:B:75:ILE:C	12	1.76
(1,33)	1:A:55:SER:CA	2:B:75:ILE:CA	12	1.76
(1,33)	1:A:55:SER:CA	2:B:75:ILE:CB	12	1.76
(1,33)	1:A:55:SER:CA	2:B:75:ILE:CD1	12	1.76
(1,33)	1:A:55:SER:CA	2:B:75:ILE:CG1	12	1.76
(1,33)	1:A:55:SER:CA	2:B:75:ILE:CG2	12	1.76
(1,33)	1:A:55:SER:CA	2:B:75:ILE:H	12	1.76
(1,33)	1:A:55:SER:CA	2:B:75:ILE:HA	12	1.76
(1,33)	1:A:55:SER:CA	2:B:75:ILE:HB	12	1.76
(1,33)	1:A:55:SER:CA	2:B:75:ILE:HD11	12	1.76
(1,33)	1:A:55:SER:CA	2:B:75:ILE:HD12	12	1.76
(1,33)	1:A:55:SER:CA	2:B:75:ILE:HD13	12	1.76
(1,33)	1:A:55:SER:CA	2:B:75:ILE:HG12	12	1.76
(1,33)	1:A:55:SER:CA	2:B:75:ILE:HG13	12	1.76
(1,33)	1:A:55:SER:CA	2:B:75:ILE:HG21	12	1.76
(1,33)	1:A:55:SER:CA	2:B:75:ILE:HG22	12	1.76
(1,33)	1:A:55:SER:CA	2:B:75:ILE:HG23	12	1.76
(1,33)	1:A:55:SER:CA	2:B:75:ILE:N	12	1.76
(1,33)	1:A:55:SER:CA	2:B:75:ILE:O	12	1.76
(1,33)	1:A:55:SER:CA	2:B:77:ALA:C	12	1.76
(1,33)	1:A:55:SER:CA	2:B:77:ALA:CA	12	1.76
(1,33)	1:A:55:SER:CA	2:B:77:ALA:CB	12	1.76
(1,33)	1:A:55:SER:CA	2:B:77:ALA:H	12	1.76
(1,33)	1:A:55:SER:CA	2:B:77:ALA:HA	12	1.76
(1,33)	1:A:55:SER:CA	2:B:77:ALA:HB1	12	1.76
(1,33)	1:A:55:SER:CA	2:B:77:ALA:HB2	12	1.76

*Continued on next page...*

*Continued from previous page...*

Key	Atom-1	Atom-2	Model ID	Violation (Å)
(1,33)	1:A:55:SER:CA	2:B:77:ALA:HB3	12	1.76
(1,33)	1:A:55:SER:CA	2:B:77:ALA:N	12	1.76
(1,33)	1:A:55:SER:CA	2:B:77:ALA:O	12	1.76
(1,33)	1:A:55:SER:CA	2:B:78:GLY:C	12	1.76
(1,33)	1:A:55:SER:CA	2:B:78:GLY:CA	12	1.76
(1,33)	1:A:55:SER:CA	2:B:78:GLY:H	12	1.76
(1,33)	1:A:55:SER:CA	2:B:78:GLY:HA2	12	1.76
(1,33)	1:A:55:SER:CA	2:B:78:GLY:HA3	12	1.76
(1,33)	1:A:55:SER:CA	2:B:78:GLY:N	12	1.76
(1,33)	1:A:55:SER:CA	2:B:78:GLY:O	12	1.76
(1,33)	1:A:55:SER:CA	2:B:79:LYS:C	12	1.76
(1,33)	1:A:55:SER:CA	2:B:79:LYS:CA	12	1.76
(1,33)	1:A:55:SER:CA	2:B:79:LYS:CB	12	1.76
(1,33)	1:A:55:SER:CA	2:B:79:LYS:CD	12	1.76
(1,33)	1:A:55:SER:CA	2:B:79:LYS:CE	12	1.76
(1,33)	1:A:55:SER:CA	2:B:79:LYS:CG	12	1.76
(1,33)	1:A:55:SER:CA	2:B:79:LYS:H	12	1.76
(1,33)	1:A:55:SER:CA	2:B:79:LYS:HA	12	1.76
(1,33)	1:A:55:SER:CA	2:B:79:LYS:HB2	12	1.76
(1,33)	1:A:55:SER:CA	2:B:79:LYS:HB3	12	1.76
(1,33)	1:A:55:SER:CA	2:B:79:LYS:HD2	12	1.76
(1,33)	1:A:55:SER:CA	2:B:79:LYS:HD3	12	1.76
(1,33)	1:A:55:SER:CA	2:B:79:LYS:HE2	12	1.76
(1,33)	1:A:55:SER:CA	2:B:79:LYS:HE3	12	1.76
(1,33)	1:A:55:SER:CA	2:B:79:LYS:HG2	12	1.76
(1,33)	1:A:55:SER:CA	2:B:79:LYS:HG3	12	1.76
(1,33)	1:A:55:SER:CA	2:B:79:LYS:HZ1	12	1.76
(1,33)	1:A:55:SER:CA	2:B:79:LYS:HZ2	12	1.76
(1,33)	1:A:55:SER:CA	2:B:79:LYS:HZ3	12	1.76
(1,33)	1:A:55:SER:CA	2:B:79:LYS:N	12	1.76
(1,33)	1:A:55:SER:CA	2:B:79:LYS:NZ	12	1.76
(1,33)	1:A:55:SER:CA	2:B:79:LYS:O	12	1.76
(1,33)	1:A:55:SER:CA	2:B:80:ILE:C	12	1.76
(1,33)	1:A:55:SER:CA	2:B:80:ILE:CA	12	1.76
(1,33)	1:A:55:SER:CA	2:B:80:ILE:CB	12	1.76
(1,33)	1:A:55:SER:CA	2:B:80:ILE:CD1	12	1.76
(1,33)	1:A:55:SER:CA	2:B:80:ILE:CG1	12	1.76
(1,33)	1:A:55:SER:CA	2:B:80:ILE:CG2	12	1.76
(1,33)	1:A:55:SER:CA	2:B:80:ILE:H	12	1.76
(1,33)	1:A:55:SER:CA	2:B:80:ILE:HA	12	1.76
(1,33)	1:A:55:SER:CA	2:B:80:ILE:HB	12	1.76
(1,33)	1:A:55:SER:CA	2:B:80:ILE:HD11	12	1.76

*Continued on next page...*



*Continued from previous page...*

Key	Atom-1	Atom-2	Model ID	Violation (Å)
(1,33)	1:A:55:SER:CA	2:B:80:ILE:HD12	12	1.76
(1,33)	1:A:55:SER:CA	2:B:80:ILE:HD13	12	1.76
(1,33)	1:A:55:SER:CA	2:B:80:ILE:HG12	12	1.76
(1,33)	1:A:55:SER:CA	2:B:80:ILE:HG13	12	1.76
(1,33)	1:A:55:SER:CA	2:B:80:ILE:HG21	12	1.76
(1,33)	1:A:55:SER:CA	2:B:80:ILE:HG22	12	1.76
(1,33)	1:A:55:SER:CA	2:B:80:ILE:HG23	12	1.76
(1,33)	1:A:55:SER:CA	2:B:80:ILE:N	12	1.76
(1,33)	1:A:55:SER:CA	2:B:80:ILE:O	12	1.76
(1,33)	1:A:55:SER:CA	2:B:84:GLN:C	12	1.76
(1,33)	1:A:55:SER:CA	2:B:84:GLN:CA	12	1.76
(1,33)	1:A:55:SER:CA	2:B:84:GLN:CB	12	1.76
(1,33)	1:A:55:SER:CA	2:B:84:GLN:CD	12	1.76
(1,33)	1:A:55:SER:CA	2:B:84:GLN:CG	12	1.76
(1,33)	1:A:55:SER:CA	2:B:84:GLN:H	12	1.76
(1,33)	1:A:55:SER:CA	2:B:84:GLN:HA	12	1.76
(1,33)	1:A:55:SER:CA	2:B:84:GLN:HB2	12	1.76
(1,33)	1:A:55:SER:CA	2:B:84:GLN:HB3	12	1.76
(1,33)	1:A:55:SER:CA	2:B:84:GLN:HE21	12	1.76
(1,33)	1:A:55:SER:CA	2:B:84:GLN:HE22	12	1.76
(1,33)	1:A:55:SER:CA	2:B:84:GLN:HG2	12	1.76
(1,33)	1:A:55:SER:CA	2:B:84:GLN:HG3	12	1.76
(1,33)	1:A:55:SER:CA	2:B:84:GLN:N	12	1.76
(1,33)	1:A:55:SER:CA	2:B:84:GLN:NE2	12	1.76
(1,33)	1:A:55:SER:CA	2:B:84:GLN:O	12	1.76
(1,33)	1:A:55:SER:CA	2:B:84:GLN:OE1	12	1.76
(1,33)	1:A:55:SER:CA	2:B:97:THR:C	12	1.76
(1,33)	1:A:55:SER:CA	2:B:97:THR:CA	12	1.76
(1,33)	1:A:55:SER:CA	2:B:97:THR:CB	12	1.76
(1,33)	1:A:55:SER:CA	2:B:97:THR:CG2	12	1.76
(1,33)	1:A:55:SER:CA	2:B:97:THR:H	12	1.76
(1,33)	1:A:55:SER:CA	2:B:97:THR:HA	12	1.76
(1,33)	1:A:55:SER:CA	2:B:97:THR:HB	12	1.76
(1,33)	1:A:55:SER:CA	2:B:97:THR:HG1	12	1.76
(1,33)	1:A:55:SER:CA	2:B:97:THR:HG21	12	1.76
(1,33)	1:A:55:SER:CA	2:B:97:THR:HG22	12	1.76
(1,33)	1:A:55:SER:CA	2:B:97:THR:HG23	12	1.76
(1,33)	1:A:55:SER:CA	2:B:97:THR:N	12	1.76
(1,33)	1:A:55:SER:CA	2:B:97:THR:O	12	1.76
(1,33)	1:A:55:SER:CA	2:B:97:THR:OG1	12	1.76
(1,33)	1:A:55:SER:CA	2:B:99:HIS:C	12	1.76
(1,33)	1:A:55:SER:CA	2:B:99:HIS:CA	12	1.76

*Continued on next page...*

*Continued from previous page...*

Key	Atom-1	Atom-2	Model ID	Violation (Å)
(1,33)	1:A:55:SER:CA	2:B:99:HIS:CB	12	1.76
(1,33)	1:A:55:SER:CA	2:B:99:HIS:CD2	12	1.76
(1,33)	1:A:55:SER:CA	2:B:99:HIS:CE1	12	1.76
(1,33)	1:A:55:SER:CA	2:B:99:HIS:CG	12	1.76
(1,33)	1:A:55:SER:CA	2:B:99:HIS:H	12	1.76
(1,33)	1:A:55:SER:CA	2:B:99:HIS:HA	12	1.76
(1,33)	1:A:55:SER:CA	2:B:99:HIS:HB2	12	1.76
(1,33)	1:A:55:SER:CA	2:B:99:HIS:HB3	12	1.76
(1,33)	1:A:55:SER:CA	2:B:99:HIS:HD1	12	1.76
(1,33)	1:A:55:SER:CA	2:B:99:HIS:HD2	12	1.76
(1,33)	1:A:55:SER:CA	2:B:99:HIS:HE1	12	1.76
(1,33)	1:A:55:SER:CA	2:B:99:HIS:HE2	12	1.76
(1,33)	1:A:55:SER:CA	2:B:99:HIS:N	12	1.76
(1,33)	1:A:55:SER:CA	2:B:99:HIS:ND1	12	1.76
(1,33)	1:A:55:SER:CA	2:B:99:HIS:NE2	12	1.76
(1,33)	1:A:55:SER:CA	2:B:99:HIS:O	12	1.76
(1,33)	1:A:55:SER:CA	2:B:101:VAL:C	12	1.76
(1,33)	1:A:55:SER:CA	2:B:101:VAL:CA	12	1.76
(1,33)	1:A:55:SER:CA	2:B:101:VAL:CB	12	1.76
(1,33)	1:A:55:SER:CA	2:B:101:VAL:CG1	12	1.76
(1,33)	1:A:55:SER:CA	2:B:101:VAL:CG2	12	1.76
(1,33)	1:A:55:SER:CA	2:B:101:VAL:H	12	1.76
(1,33)	1:A:55:SER:CA	2:B:101:VAL:HA	12	1.76
(1,33)	1:A:55:SER:CA	2:B:101:VAL:HB	12	1.76
(1,33)	1:A:55:SER:CA	2:B:101:VAL:HG11	12	1.76
(1,33)	1:A:55:SER:CA	2:B:101:VAL:HG12	12	1.76
(1,33)	1:A:55:SER:CA	2:B:101:VAL:HG13	12	1.76
(1,33)	1:A:55:SER:CA	2:B:101:VAL:HG21	12	1.76
(1,33)	1:A:55:SER:CA	2:B:101:VAL:HG22	12	1.76
(1,33)	1:A:55:SER:CA	2:B:101:VAL:HG23	12	1.76
(1,33)	1:A:55:SER:CA	2:B:101:VAL:N	12	1.76
(1,33)	1:A:55:SER:CA	2:B:101:VAL:O	12	1.76
(1,33)	1:A:55:SER:CB	2:B:75:ILE:C	12	1.76
(1,33)	1:A:55:SER:CB	2:B:75:ILE:CA	12	1.76
(1,33)	1:A:55:SER:CB	2:B:75:ILE:CB	12	1.76
(1,33)	1:A:55:SER:CB	2:B:75:ILE:CD1	12	1.76
(1,33)	1:A:55:SER:CB	2:B:75:ILE:CG1	12	1.76
(1,33)	1:A:55:SER:CB	2:B:75:ILE:CG2	12	1.76
(1,33)	1:A:55:SER:CB	2:B:75:ILE:H	12	1.76
(1,33)	1:A:55:SER:CB	2:B:75:ILE:HA	12	1.76
(1,33)	1:A:55:SER:CB	2:B:75:ILE:HB	12	1.76
(1,33)	1:A:55:SER:CB	2:B:75:ILE:HD11	12	1.76

*Continued on next page...*

*Continued from previous page...*

Key	Atom-1	Atom-2	Model ID	Violation (Å)
(1,33)	1:A:55:SER:CB	2:B:75:ILE:HD12	12	1.76
(1,33)	1:A:55:SER:CB	2:B:75:ILE:HD13	12	1.76
(1,33)	1:A:55:SER:CB	2:B:75:ILE:HG12	12	1.76
(1,33)	1:A:55:SER:CB	2:B:75:ILE:HG13	12	1.76
(1,33)	1:A:55:SER:CB	2:B:75:ILE:HG21	12	1.76
(1,33)	1:A:55:SER:CB	2:B:75:ILE:HG22	12	1.76
(1,33)	1:A:55:SER:CB	2:B:75:ILE:HG23	12	1.76
(1,33)	1:A:55:SER:CB	2:B:75:ILE:N	12	1.76
(1,33)	1:A:55:SER:CB	2:B:75:ILE:O	12	1.76
(1,33)	1:A:55:SER:CB	2:B:77:ALA:C	12	1.76
(1,33)	1:A:55:SER:CB	2:B:77:ALA:CA	12	1.76
(1,33)	1:A:55:SER:CB	2:B:77:ALA:CB	12	1.76
(1,33)	1:A:55:SER:CB	2:B:77:ALA:H	12	1.76
(1,33)	1:A:55:SER:CB	2:B:77:ALA:HA	12	1.76
(1,33)	1:A:55:SER:CB	2:B:77:ALA:HB1	12	1.76
(1,33)	1:A:55:SER:CB	2:B:77:ALA:HB2	12	1.76
(1,33)	1:A:55:SER:CB	2:B:77:ALA:HB3	12	1.76
(1,33)	1:A:55:SER:CB	2:B:77:ALA:N	12	1.76
(1,33)	1:A:55:SER:CB	2:B:77:ALA:O	12	1.76
(1,33)	1:A:55:SER:CB	2:B:78:GLY:C	12	1.76
(1,33)	1:A:55:SER:CB	2:B:78:GLY:CA	12	1.76
(1,33)	1:A:55:SER:CB	2:B:78:GLY:H	12	1.76
(1,33)	1:A:55:SER:CB	2:B:78:GLY:HA2	12	1.76
(1,33)	1:A:55:SER:CB	2:B:78:GLY:HA3	12	1.76
(1,33)	1:A:55:SER:CB	2:B:78:GLY:N	12	1.76
(1,33)	1:A:55:SER:CB	2:B:78:GLY:O	12	1.76
(1,33)	1:A:55:SER:CB	2:B:79:LYS:C	12	1.76
(1,33)	1:A:55:SER:CB	2:B:79:LYS:CA	12	1.76
(1,33)	1:A:55:SER:CB	2:B:79:LYS:CB	12	1.76
(1,33)	1:A:55:SER:CB	2:B:79:LYS:CD	12	1.76
(1,33)	1:A:55:SER:CB	2:B:79:LYS:CE	12	1.76
(1,33)	1:A:55:SER:CB	2:B:79:LYS:CG	12	1.76
(1,33)	1:A:55:SER:CB	2:B:79:LYS:H	12	1.76
(1,33)	1:A:55:SER:CB	2:B:79:LYS:HA	12	1.76
(1,33)	1:A:55:SER:CB	2:B:79:LYS:HB2	12	1.76
(1,33)	1:A:55:SER:CB	2:B:79:LYS:HB3	12	1.76
(1,33)	1:A:55:SER:CB	2:B:79:LYS:HD2	12	1.76
(1,33)	1:A:55:SER:CB	2:B:79:LYS:HD3	12	1.76
(1,33)	1:A:55:SER:CB	2:B:79:LYS:HE2	12	1.76
(1,33)	1:A:55:SER:CB	2:B:79:LYS:HE3	12	1.76
(1,33)	1:A:55:SER:CB	2:B:79:LYS:HG2	12	1.76
(1,33)	1:A:55:SER:CB	2:B:79:LYS:HG3	12	1.76

*Continued on next page...*

*Continued from previous page...*

Key	Atom-1	Atom-2	Model ID	Violation (Å)
(1,33)	1:A:55:SER:CB	2:B:79:LYS:HZ1	12	1.76
(1,33)	1:A:55:SER:CB	2:B:79:LYS:HZ2	12	1.76
(1,33)	1:A:55:SER:CB	2:B:79:LYS:HZ3	12	1.76
(1,33)	1:A:55:SER:CB	2:B:79:LYS:N	12	1.76
(1,33)	1:A:55:SER:CB	2:B:79:LYS:NZ	12	1.76
(1,33)	1:A:55:SER:CB	2:B:79:LYS:O	12	1.76
(1,33)	1:A:55:SER:CB	2:B:80:ILE:C	12	1.76
(1,33)	1:A:55:SER:CB	2:B:80:ILE:CA	12	1.76
(1,33)	1:A:55:SER:CB	2:B:80:ILE:CB	12	1.76
(1,33)	1:A:55:SER:CB	2:B:80:ILE:CD1	12	1.76
(1,33)	1:A:55:SER:CB	2:B:80:ILE:CG1	12	1.76
(1,33)	1:A:55:SER:CB	2:B:80:ILE:CG2	12	1.76
(1,33)	1:A:55:SER:CB	2:B:80:ILE:H	12	1.76
(1,33)	1:A:55:SER:CB	2:B:80:ILE:HA	12	1.76
(1,33)	1:A:55:SER:CB	2:B:80:ILE:HB	12	1.76
(1,33)	1:A:55:SER:CB	2:B:80:ILE:HD11	12	1.76
(1,33)	1:A:55:SER:CB	2:B:80:ILE:HD12	12	1.76
(1,33)	1:A:55:SER:CB	2:B:80:ILE:HD13	12	1.76
(1,33)	1:A:55:SER:CB	2:B:80:ILE:HG12	12	1.76
(1,33)	1:A:55:SER:CB	2:B:80:ILE:HG13	12	1.76
(1,33)	1:A:55:SER:CB	2:B:80:ILE:HG21	12	1.76
(1,33)	1:A:55:SER:CB	2:B:80:ILE:HG22	12	1.76
(1,33)	1:A:55:SER:CB	2:B:80:ILE:HG23	12	1.76
(1,33)	1:A:55:SER:CB	2:B:80:ILE:N	12	1.76
(1,33)	1:A:55:SER:CB	2:B:80:ILE:O	12	1.76
(1,33)	1:A:55:SER:CB	2:B:84:GLN:C	12	1.76
(1,33)	1:A:55:SER:CB	2:B:84:GLN:CA	12	1.76
(1,33)	1:A:55:SER:CB	2:B:84:GLN:CB	12	1.76
(1,33)	1:A:55:SER:CB	2:B:84:GLN:CD	12	1.76
(1,33)	1:A:55:SER:CB	2:B:84:GLN:CG	12	1.76
(1,33)	1:A:55:SER:CB	2:B:84:GLN:H	12	1.76
(1,33)	1:A:55:SER:CB	2:B:84:GLN:HA	12	1.76
(1,33)	1:A:55:SER:CB	2:B:84:GLN:HB2	12	1.76
(1,33)	1:A:55:SER:CB	2:B:84:GLN:HB3	12	1.76
(1,33)	1:A:55:SER:CB	2:B:84:GLN:HE21	12	1.76
(1,33)	1:A:55:SER:CB	2:B:84:GLN:HE22	12	1.76
(1,33)	1:A:55:SER:CB	2:B:84:GLN:HG2	12	1.76
(1,33)	1:A:55:SER:CB	2:B:84:GLN:HG3	12	1.76
(1,33)	1:A:55:SER:CB	2:B:84:GLN:N	12	1.76
(1,33)	1:A:55:SER:CB	2:B:84:GLN:NE2	12	1.76
(1,33)	1:A:55:SER:CB	2:B:84:GLN:O	12	1.76
(1,33)	1:A:55:SER:CB	2:B:84:GLN:OE1	12	1.76

*Continued on next page...*

*Continued from previous page...*

Key	Atom-1	Atom-2	Model ID	Violation (Å)
(1,33)	1:A:55:SER:CB	2:B:97:THR:C	12	1.76
(1,33)	1:A:55:SER:CB	2:B:97:THR:CA	12	1.76
(1,33)	1:A:55:SER:CB	2:B:97:THR:CB	12	1.76
(1,33)	1:A:55:SER:CB	2:B:97:THR:CG2	12	1.76
(1,33)	1:A:55:SER:CB	2:B:97:THR:H	12	1.76
(1,33)	1:A:55:SER:CB	2:B:97:THR:HA	12	1.76
(1,33)	1:A:55:SER:CB	2:B:97:THR:HB	12	1.76
(1,33)	1:A:55:SER:CB	2:B:97:THR:HG1	12	1.76
(1,33)	1:A:55:SER:CB	2:B:97:THR:HG21	12	1.76
(1,33)	1:A:55:SER:CB	2:B:97:THR:HG22	12	1.76
(1,33)	1:A:55:SER:CB	2:B:97:THR:HG23	12	1.76
(1,33)	1:A:55:SER:CB	2:B:97:THR:N	12	1.76
(1,33)	1:A:55:SER:CB	2:B:97:THR:O	12	1.76
(1,33)	1:A:55:SER:CB	2:B:97:THR:OG1	12	1.76
(1,33)	1:A:55:SER:CB	2:B:99:HIS:C	12	1.76
(1,33)	1:A:55:SER:CB	2:B:99:HIS:CA	12	1.76
(1,33)	1:A:55:SER:CB	2:B:99:HIS:CB	12	1.76
(1,33)	1:A:55:SER:CB	2:B:99:HIS:CD2	12	1.76
(1,33)	1:A:55:SER:CB	2:B:99:HIS:CE1	12	1.76
(1,33)	1:A:55:SER:CB	2:B:99:HIS:CG	12	1.76
(1,33)	1:A:55:SER:CB	2:B:99:HIS:H	12	1.76
(1,33)	1:A:55:SER:CB	2:B:99:HIS:HA	12	1.76
(1,33)	1:A:55:SER:CB	2:B:99:HIS:HB2	12	1.76
(1,33)	1:A:55:SER:CB	2:B:99:HIS:HB3	12	1.76
(1,33)	1:A:55:SER:CB	2:B:99:HIS:HD1	12	1.76
(1,33)	1:A:55:SER:CB	2:B:99:HIS:HD2	12	1.76
(1,33)	1:A:55:SER:CB	2:B:99:HIS:HE1	12	1.76
(1,33)	1:A:55:SER:CB	2:B:99:HIS:HE2	12	1.76
(1,33)	1:A:55:SER:CB	2:B:99:HIS:N	12	1.76
(1,33)	1:A:55:SER:CB	2:B:99:HIS:ND1	12	1.76
(1,33)	1:A:55:SER:CB	2:B:99:HIS:NE2	12	1.76
(1,33)	1:A:55:SER:CB	2:B:99:HIS:O	12	1.76
(1,33)	1:A:55:SER:CB	2:B:101:VAL:C	12	1.76
(1,33)	1:A:55:SER:CB	2:B:101:VAL:CA	12	1.76
(1,33)	1:A:55:SER:CB	2:B:101:VAL:CB	12	1.76
(1,33)	1:A:55:SER:CB	2:B:101:VAL:CG1	12	1.76
(1,33)	1:A:55:SER:CB	2:B:101:VAL:CG2	12	1.76
(1,33)	1:A:55:SER:CB	2:B:101:VAL:H	12	1.76
(1,33)	1:A:55:SER:CB	2:B:101:VAL:HA	12	1.76
(1,33)	1:A:55:SER:CB	2:B:101:VAL:HB	12	1.76
(1,33)	1:A:55:SER:CB	2:B:101:VAL:HG11	12	1.76
(1,33)	1:A:55:SER:CB	2:B:101:VAL:HG12	12	1.76

*Continued on next page...*

*Continued from previous page...*

Key	Atom-1	Atom-2	Model ID	Violation (Å)
(1,33)	1:A:55:SER:CB	2:B:101:VAL:HG13	12	1.76
(1,33)	1:A:55:SER:CB	2:B:101:VAL:HG21	12	1.76
(1,33)	1:A:55:SER:CB	2:B:101:VAL:HG22	12	1.76
(1,33)	1:A:55:SER:CB	2:B:101:VAL:HG23	12	1.76
(1,33)	1:A:55:SER:CB	2:B:101:VAL:N	12	1.76
(1,33)	1:A:55:SER:CB	2:B:101:VAL:O	12	1.76
(1,33)	1:A:55:SER:H	2:B:75:ILE:C	12	1.76
(1,33)	1:A:55:SER:H	2:B:75:ILE:CA	12	1.76
(1,33)	1:A:55:SER:H	2:B:75:ILE:CB	12	1.76
(1,33)	1:A:55:SER:H	2:B:75:ILE:CD1	12	1.76
(1,33)	1:A:55:SER:H	2:B:75:ILE:CG1	12	1.76
(1,33)	1:A:55:SER:H	2:B:75:ILE:CG2	12	1.76
(1,33)	1:A:55:SER:H	2:B:75:ILE:H	12	1.76
(1,33)	1:A:55:SER:H	2:B:75:ILE:HA	12	1.76
(1,33)	1:A:55:SER:H	2:B:75:ILE:HB	12	1.76
(1,33)	1:A:55:SER:H	2:B:75:ILE:HD11	12	1.76
(1,33)	1:A:55:SER:H	2:B:75:ILE:HD12	12	1.76
(1,33)	1:A:55:SER:H	2:B:75:ILE:HD13	12	1.76
(1,33)	1:A:55:SER:H	2:B:75:ILE:HG12	12	1.76
(1,33)	1:A:55:SER:H	2:B:75:ILE:HG13	12	1.76
(1,33)	1:A:55:SER:H	2:B:75:ILE:HG21	12	1.76
(1,33)	1:A:55:SER:H	2:B:75:ILE:HG22	12	1.76
(1,33)	1:A:55:SER:H	2:B:75:ILE:HG23	12	1.76
(1,33)	1:A:55:SER:H	2:B:75:ILE:N	12	1.76
(1,33)	1:A:55:SER:H	2:B:75:ILE:O	12	1.76
(1,33)	1:A:55:SER:H	2:B:77:ALA:C	12	1.76
(1,33)	1:A:55:SER:H	2:B:77:ALA:CA	12	1.76
(1,33)	1:A:55:SER:H	2:B:77:ALA:CB	12	1.76
(1,33)	1:A:55:SER:H	2:B:77:ALA:H	12	1.76
(1,33)	1:A:55:SER:H	2:B:77:ALA:HA	12	1.76
(1,33)	1:A:55:SER:H	2:B:77:ALA:HB1	12	1.76
(1,33)	1:A:55:SER:H	2:B:77:ALA:HB2	12	1.76
(1,33)	1:A:55:SER:H	2:B:77:ALA:HB3	12	1.76
(1,33)	1:A:55:SER:H	2:B:77:ALA:N	12	1.76
(1,33)	1:A:55:SER:H	2:B:77:ALA:O	12	1.76
(1,33)	1:A:55:SER:H	2:B:78:GLY:C	12	1.76
(1,33)	1:A:55:SER:H	2:B:78:GLY:CA	12	1.76
(1,33)	1:A:55:SER:H	2:B:78:GLY:H	12	1.76
(1,33)	1:A:55:SER:H	2:B:78:GLY:HA2	12	1.76
(1,33)	1:A:55:SER:H	2:B:78:GLY:HA3	12	1.76
(1,33)	1:A:55:SER:H	2:B:78:GLY:N	12	1.76
(1,33)	1:A:55:SER:H	2:B:78:GLY:O	12	1.76

*Continued on next page...*

*Continued from previous page...*

Key	Atom-1	Atom-2	Model ID	Violation (Å)
(1,33)	1:A:55:SER:H	2:B:79:LYS:C	12	1.76
(1,33)	1:A:55:SER:H	2:B:79:LYS:CA	12	1.76
(1,33)	1:A:55:SER:H	2:B:79:LYS:CB	12	1.76
(1,33)	1:A:55:SER:H	2:B:79:LYS:CD	12	1.76
(1,33)	1:A:55:SER:H	2:B:79:LYS:CE	12	1.76
(1,33)	1:A:55:SER:H	2:B:79:LYS:CG	12	1.76
(1,33)	1:A:55:SER:H	2:B:79:LYS:H	12	1.76
(1,33)	1:A:55:SER:H	2:B:79:LYS:HA	12	1.76
(1,33)	1:A:55:SER:H	2:B:79:LYS:HB2	12	1.76
(1,33)	1:A:55:SER:H	2:B:79:LYS:HB3	12	1.76
(1,33)	1:A:55:SER:H	2:B:79:LYS:HD2	12	1.76
(1,33)	1:A:55:SER:H	2:B:79:LYS:HD3	12	1.76
(1,33)	1:A:55:SER:H	2:B:79:LYS:HE2	12	1.76
(1,33)	1:A:55:SER:H	2:B:79:LYS:HE3	12	1.76
(1,33)	1:A:55:SER:H	2:B:79:LYS:HG2	12	1.76
(1,33)	1:A:55:SER:H	2:B:79:LYS:HG3	12	1.76
(1,33)	1:A:55:SER:H	2:B:79:LYS:HZ1	12	1.76
(1,33)	1:A:55:SER:H	2:B:79:LYS:HZ2	12	1.76
(1,33)	1:A:55:SER:H	2:B:79:LYS:HZ3	12	1.76
(1,33)	1:A:55:SER:H	2:B:79:LYS:N	12	1.76
(1,33)	1:A:55:SER:H	2:B:79:LYS:NZ	12	1.76
(1,33)	1:A:55:SER:H	2:B:79:LYS:O	12	1.76
(1,33)	1:A:55:SER:H	2:B:80:ILE:C	12	1.76
(1,33)	1:A:55:SER:H	2:B:80:ILE:CA	12	1.76
(1,33)	1:A:55:SER:H	2:B:80:ILE:CB	12	1.76
(1,33)	1:A:55:SER:H	2:B:80:ILE:CD1	12	1.76
(1,33)	1:A:55:SER:H	2:B:80:ILE:CG1	12	1.76
(1,33)	1:A:55:SER:H	2:B:80:ILE:CG2	12	1.76
(1,33)	1:A:55:SER:H	2:B:80:ILE:H	12	1.76
(1,33)	1:A:55:SER:H	2:B:80:ILE:HA	12	1.76
(1,33)	1:A:55:SER:H	2:B:80:ILE:HB	12	1.76
(1,33)	1:A:55:SER:H	2:B:80:ILE:HD11	12	1.76
(1,33)	1:A:55:SER:H	2:B:80:ILE:HD12	12	1.76
(1,33)	1:A:55:SER:H	2:B:80:ILE:HD13	12	1.76
(1,33)	1:A:55:SER:H	2:B:80:ILE:HG12	12	1.76
(1,33)	1:A:55:SER:H	2:B:80:ILE:HG13	12	1.76
(1,33)	1:A:55:SER:H	2:B:80:ILE:HG21	12	1.76
(1,33)	1:A:55:SER:H	2:B:80:ILE:HG22	12	1.76
(1,33)	1:A:55:SER:H	2:B:80:ILE:HG23	12	1.76
(1,33)	1:A:55:SER:H	2:B:80:ILE:N	12	1.76
(1,33)	1:A:55:SER:H	2:B:80:ILE:O	12	1.76
(1,33)	1:A:55:SER:H	2:B:84:GLN:C	12	1.76

*Continued on next page...*

*Continued from previous page...*

Key	Atom-1	Atom-2	Model ID	Violation (Å)
(1,33)	1:A:55:SER:H	2:B:84:GLN:CA	12	1.76
(1,33)	1:A:55:SER:H	2:B:84:GLN:CB	12	1.76
(1,33)	1:A:55:SER:H	2:B:84:GLN:CD	12	1.76
(1,33)	1:A:55:SER:H	2:B:84:GLN:CG	12	1.76
(1,33)	1:A:55:SER:H	2:B:84:GLN:H	12	1.76
(1,33)	1:A:55:SER:H	2:B:84:GLN:HA	12	1.76
(1,33)	1:A:55:SER:H	2:B:84:GLN:HB2	12	1.76
(1,33)	1:A:55:SER:H	2:B:84:GLN:HB3	12	1.76
(1,33)	1:A:55:SER:H	2:B:84:GLN:HE21	12	1.76
(1,33)	1:A:55:SER:H	2:B:84:GLN:HE22	12	1.76
(1,33)	1:A:55:SER:H	2:B:84:GLN:HG2	12	1.76
(1,33)	1:A:55:SER:H	2:B:84:GLN:HG3	12	1.76
(1,33)	1:A:55:SER:H	2:B:84:GLN:N	12	1.76
(1,33)	1:A:55:SER:H	2:B:84:GLN:NE2	12	1.76
(1,33)	1:A:55:SER:H	2:B:84:GLN:O	12	1.76
(1,33)	1:A:55:SER:H	2:B:84:GLN:OE1	12	1.76
(1,33)	1:A:55:SER:H	2:B:97:THR:C	12	1.76
(1,33)	1:A:55:SER:H	2:B:97:THR:CA	12	1.76
(1,33)	1:A:55:SER:H	2:B:97:THR:CB	12	1.76
(1,33)	1:A:55:SER:H	2:B:97:THR:CG2	12	1.76
(1,33)	1:A:55:SER:H	2:B:97:THR:H	12	1.76
(1,33)	1:A:55:SER:H	2:B:97:THR:HA	12	1.76
(1,33)	1:A:55:SER:H	2:B:97:THR:HB	12	1.76
(1,33)	1:A:55:SER:H	2:B:97:THR:HG1	12	1.76
(1,33)	1:A:55:SER:H	2:B:97:THR:HG21	12	1.76
(1,33)	1:A:55:SER:H	2:B:97:THR:HG22	12	1.76
(1,33)	1:A:55:SER:H	2:B:97:THR:HG23	12	1.76
(1,33)	1:A:55:SER:H	2:B:97:THR:N	12	1.76
(1,33)	1:A:55:SER:H	2:B:97:THR:O	12	1.76
(1,33)	1:A:55:SER:H	2:B:97:THR:OG1	12	1.76
(1,33)	1:A:55:SER:H	2:B:99:HIS:C	12	1.76
(1,33)	1:A:55:SER:H	2:B:99:HIS:CA	12	1.76
(1,33)	1:A:55:SER:H	2:B:99:HIS:CB	12	1.76
(1,33)	1:A:55:SER:H	2:B:99:HIS:CD2	12	1.76
(1,33)	1:A:55:SER:H	2:B:99:HIS:CE1	12	1.76
(1,33)	1:A:55:SER:H	2:B:99:HIS:CG	12	1.76
(1,33)	1:A:55:SER:H	2:B:99:HIS:H	12	1.76
(1,33)	1:A:55:SER:H	2:B:99:HIS:HA	12	1.76
(1,33)	1:A:55:SER:H	2:B:99:HIS:HB2	12	1.76
(1,33)	1:A:55:SER:H	2:B:99:HIS:HB3	12	1.76
(1,33)	1:A:55:SER:H	2:B:99:HIS:HD1	12	1.76
(1,33)	1:A:55:SER:H	2:B:99:HIS:HD2	12	1.76

*Continued on next page...*



*Continued from previous page...*

Key	Atom-1	Atom-2	Model ID	Violation (Å)
(1,33)	1:A:55:SER:H	2:B:99:HIS:HE1	12	1.76
(1,33)	1:A:55:SER:H	2:B:99:HIS:HE2	12	1.76
(1,33)	1:A:55:SER:H	2:B:99:HIS:N	12	1.76
(1,33)	1:A:55:SER:H	2:B:99:HIS:ND1	12	1.76
(1,33)	1:A:55:SER:H	2:B:99:HIS:NE2	12	1.76
(1,33)	1:A:55:SER:H	2:B:99:HIS:O	12	1.76
(1,33)	1:A:55:SER:H	2:B:101:VAL:C	12	1.76
(1,33)	1:A:55:SER:H	2:B:101:VAL:CA	12	1.76
(1,33)	1:A:55:SER:H	2:B:101:VAL:CB	12	1.76
(1,33)	1:A:55:SER:H	2:B:101:VAL:CG1	12	1.76
(1,33)	1:A:55:SER:H	2:B:101:VAL:CG2	12	1.76
(1,33)	1:A:55:SER:H	2:B:101:VAL:H	12	1.76
(1,33)	1:A:55:SER:H	2:B:101:VAL:HA	12	1.76
(1,33)	1:A:55:SER:H	2:B:101:VAL:HB	12	1.76
(1,33)	1:A:55:SER:H	2:B:101:VAL:HG11	12	1.76
(1,33)	1:A:55:SER:H	2:B:101:VAL:HG12	12	1.76
(1,33)	1:A:55:SER:H	2:B:101:VAL:HG13	12	1.76
(1,33)	1:A:55:SER:H	2:B:101:VAL:HG21	12	1.76
(1,33)	1:A:55:SER:H	2:B:101:VAL:HG22	12	1.76
(1,33)	1:A:55:SER:H	2:B:101:VAL:HG23	12	1.76
(1,33)	1:A:55:SER:H	2:B:101:VAL:N	12	1.76
(1,33)	1:A:55:SER:H	2:B:101:VAL:O	12	1.76
(1,33)	1:A:55:SER:HA	2:B:75:ILE:C	12	1.76
(1,33)	1:A:55:SER:HA	2:B:75:ILE:CA	12	1.76
(1,33)	1:A:55:SER:HA	2:B:75:ILE:CB	12	1.76
(1,33)	1:A:55:SER:HA	2:B:75:ILE:CD1	12	1.76
(1,33)	1:A:55:SER:HA	2:B:75:ILE:CG1	12	1.76
(1,33)	1:A:55:SER:HA	2:B:75:ILE:CG2	12	1.76
(1,33)	1:A:55:SER:HA	2:B:75:ILE:H	12	1.76
(1,33)	1:A:55:SER:HA	2:B:75:ILE:HA	12	1.76
(1,33)	1:A:55:SER:HA	2:B:75:ILE:HB	12	1.76
(1,33)	1:A:55:SER:HA	2:B:75:ILE:HD11	12	1.76
(1,33)	1:A:55:SER:HA	2:B:75:ILE:HD12	12	1.76
(1,33)	1:A:55:SER:HA	2:B:75:ILE:HD13	12	1.76
(1,33)	1:A:55:SER:HA	2:B:75:ILE:HG12	12	1.76
(1,33)	1:A:55:SER:HA	2:B:75:ILE:HG13	12	1.76
(1,33)	1:A:55:SER:HA	2:B:75:ILE:HG21	12	1.76
(1,33)	1:A:55:SER:HA	2:B:75:ILE:HG22	12	1.76
(1,33)	1:A:55:SER:HA	2:B:75:ILE:HG23	12	1.76
(1,33)	1:A:55:SER:HA	2:B:75:ILE:N	12	1.76
(1,33)	1:A:55:SER:HA	2:B:75:ILE:O	12	1.76
(1,33)	1:A:55:SER:HA	2:B:77:ALA:C	12	1.76

*Continued on next page...*

*Continued from previous page...*

Key	Atom-1	Atom-2	Model ID	Violation (Å)
(1,33)	1:A:55:SER:HA	2:B:77:ALA:CA	12	1.76
(1,33)	1:A:55:SER:HA	2:B:77:ALA:CB	12	1.76
(1,33)	1:A:55:SER:HA	2:B:77:ALA:H	12	1.76
(1,33)	1:A:55:SER:HA	2:B:77:ALA:HA	12	1.76
(1,33)	1:A:55:SER:HA	2:B:77:ALA:HB1	12	1.76
(1,33)	1:A:55:SER:HA	2:B:77:ALA:HB2	12	1.76
(1,33)	1:A:55:SER:HA	2:B:77:ALA:HB3	12	1.76
(1,33)	1:A:55:SER:HA	2:B:77:ALA:N	12	1.76
(1,33)	1:A:55:SER:HA	2:B:77:ALA:O	12	1.76
(1,33)	1:A:55:SER:HA	2:B:78:GLY:C	12	1.76
(1,33)	1:A:55:SER:HA	2:B:78:GLY:CA	12	1.76
(1,33)	1:A:55:SER:HA	2:B:78:GLY:H	12	1.76
(1,33)	1:A:55:SER:HA	2:B:78:GLY:HA2	12	1.76
(1,33)	1:A:55:SER:HA	2:B:78:GLY:HA3	12	1.76
(1,33)	1:A:55:SER:HA	2:B:78:GLY:N	12	1.76
(1,33)	1:A:55:SER:HA	2:B:78:GLY:O	12	1.76
(1,33)	1:A:55:SER:HA	2:B:79:LYS:C	12	1.76
(1,33)	1:A:55:SER:HA	2:B:79:LYS:CA	12	1.76
(1,33)	1:A:55:SER:HA	2:B:79:LYS:CB	12	1.76
(1,33)	1:A:55:SER:HA	2:B:79:LYS:CD	12	1.76
(1,33)	1:A:55:SER:HA	2:B:79:LYS:CE	12	1.76
(1,33)	1:A:55:SER:HA	2:B:79:LYS:CG	12	1.76
(1,33)	1:A:55:SER:HA	2:B:79:LYS:H	12	1.76
(1,33)	1:A:55:SER:HA	2:B:79:LYS:HA	12	1.76
(1,33)	1:A:55:SER:HA	2:B:79:LYS:HB2	12	1.76
(1,33)	1:A:55:SER:HA	2:B:79:LYS:HB3	12	1.76
(1,33)	1:A:55:SER:HA	2:B:79:LYS:HD2	12	1.76
(1,33)	1:A:55:SER:HA	2:B:79:LYS:HD3	12	1.76
(1,33)	1:A:55:SER:HA	2:B:79:LYS:HE2	12	1.76
(1,33)	1:A:55:SER:HA	2:B:79:LYS:HE3	12	1.76
(1,33)	1:A:55:SER:HA	2:B:79:LYS:HG2	12	1.76
(1,33)	1:A:55:SER:HA	2:B:79:LYS:HG3	12	1.76
(1,33)	1:A:55:SER:HA	2:B:79:LYS:HZ1	12	1.76
(1,33)	1:A:55:SER:HA	2:B:79:LYS:HZ2	12	1.76
(1,33)	1:A:55:SER:HA	2:B:79:LYS:HZ3	12	1.76
(1,33)	1:A:55:SER:HA	2:B:79:LYS:N	12	1.76
(1,33)	1:A:55:SER:HA	2:B:79:LYS:NZ	12	1.76
(1,33)	1:A:55:SER:HA	2:B:79:LYS:O	12	1.76
(1,33)	1:A:55:SER:HA	2:B:80:ILE:C	12	1.76
(1,33)	1:A:55:SER:HA	2:B:80:ILE:CA	12	1.76
(1,33)	1:A:55:SER:HA	2:B:80:ILE:CB	12	1.76
(1,33)	1:A:55:SER:HA	2:B:80:ILE:CD1	12	1.76

*Continued on next page...*

*Continued from previous page...*

Key	Atom-1	Atom-2	Model ID	Violation (Å)
(1,33)	1:A:55:SER:HA	2:B:80:ILE:CG1	12	1.76
(1,33)	1:A:55:SER:HA	2:B:80:ILE:CG2	12	1.76
(1,33)	1:A:55:SER:HA	2:B:80:ILE:H	12	1.76
(1,33)	1:A:55:SER:HA	2:B:80:ILE:HA	12	1.76
(1,33)	1:A:55:SER:HA	2:B:80:ILE:HB	12	1.76
(1,33)	1:A:55:SER:HA	2:B:80:ILE:HD11	12	1.76
(1,33)	1:A:55:SER:HA	2:B:80:ILE:HD12	12	1.76
(1,33)	1:A:55:SER:HA	2:B:80:ILE:HD13	12	1.76
(1,33)	1:A:55:SER:HA	2:B:80:ILE:HG12	12	1.76
(1,33)	1:A:55:SER:HA	2:B:80:ILE:HG13	12	1.76
(1,33)	1:A:55:SER:HA	2:B:80:ILE:HG21	12	1.76
(1,33)	1:A:55:SER:HA	2:B:80:ILE:HG22	12	1.76
(1,33)	1:A:55:SER:HA	2:B:80:ILE:HG23	12	1.76
(1,33)	1:A:55:SER:HA	2:B:80:ILE:N	12	1.76
(1,33)	1:A:55:SER:HA	2:B:80:ILE:O	12	1.76
(1,33)	1:A:55:SER:HA	2:B:84:GLN:C	12	1.76
(1,33)	1:A:55:SER:HA	2:B:84:GLN:CA	12	1.76
(1,33)	1:A:55:SER:HA	2:B:84:GLN:CB	12	1.76
(1,33)	1:A:55:SER:HA	2:B:84:GLN:CD	12	1.76
(1,33)	1:A:55:SER:HA	2:B:84:GLN:CG	12	1.76
(1,33)	1:A:55:SER:HA	2:B:84:GLN:H	12	1.76
(1,33)	1:A:55:SER:HA	2:B:84:GLN:HA	12	1.76
(1,33)	1:A:55:SER:HA	2:B:84:GLN:HB2	12	1.76
(1,33)	1:A:55:SER:HA	2:B:84:GLN:HB3	12	1.76
(1,33)	1:A:55:SER:HA	2:B:84:GLN:HE21	12	1.76
(1,33)	1:A:55:SER:HA	2:B:84:GLN:HE22	12	1.76
(1,33)	1:A:55:SER:HA	2:B:84:GLN:HG2	12	1.76
(1,33)	1:A:55:SER:HA	2:B:84:GLN:HG3	12	1.76
(1,33)	1:A:55:SER:HA	2:B:84:GLN:N	12	1.76
(1,33)	1:A:55:SER:HA	2:B:84:GLN:NE2	12	1.76
(1,33)	1:A:55:SER:HA	2:B:84:GLN:O	12	1.76
(1,33)	1:A:55:SER:HA	2:B:84:GLN:OE1	12	1.76
(1,33)	1:A:55:SER:HA	2:B:97:THR:C	12	1.76
(1,33)	1:A:55:SER:HA	2:B:97:THR:CA	12	1.76
(1,33)	1:A:55:SER:HA	2:B:97:THR:CB	12	1.76
(1,33)	1:A:55:SER:HA	2:B:97:THR:CG2	12	1.76
(1,33)	1:A:55:SER:HA	2:B:97:THR:H	12	1.76
(1,33)	1:A:55:SER:HA	2:B:97:THR:HA	12	1.76
(1,33)	1:A:55:SER:HA	2:B:97:THR:HB	12	1.76
(1,33)	1:A:55:SER:HA	2:B:97:THR:HG1	12	1.76
(1,33)	1:A:55:SER:HA	2:B:97:THR:HG21	12	1.76
(1,33)	1:A:55:SER:HA	2:B:97:THR:HG22	12	1.76

*Continued on next page...*

*Continued from previous page...*

Key	Atom-1	Atom-2	Model ID	Violation (Å)
(1,33)	1:A:55:SER:HA	2:B:97:THR:HG23	12	1.76
(1,33)	1:A:55:SER:HA	2:B:97:THR:N	12	1.76
(1,33)	1:A:55:SER:HA	2:B:97:THR:O	12	1.76
(1,33)	1:A:55:SER:HA	2:B:97:THR:OG1	12	1.76
(1,33)	1:A:55:SER:HA	2:B:99:HIS:C	12	1.76
(1,33)	1:A:55:SER:HA	2:B:99:HIS:CA	12	1.76
(1,33)	1:A:55:SER:HA	2:B:99:HIS:CB	12	1.76
(1,33)	1:A:55:SER:HA	2:B:99:HIS:CD2	12	1.76
(1,33)	1:A:55:SER:HA	2:B:99:HIS:CE1	12	1.76
(1,33)	1:A:55:SER:HA	2:B:99:HIS:CG	12	1.76
(1,33)	1:A:55:SER:HA	2:B:99:HIS:H	12	1.76
(1,33)	1:A:55:SER:HA	2:B:99:HIS:HA	12	1.76
(1,33)	1:A:55:SER:HA	2:B:99:HIS:HB2	12	1.76
(1,33)	1:A:55:SER:HA	2:B:99:HIS:HB3	12	1.76
(1,33)	1:A:55:SER:HA	2:B:99:HIS:HD1	12	1.76
(1,33)	1:A:55:SER:HA	2:B:99:HIS:HD2	12	1.76
(1,33)	1:A:55:SER:HA	2:B:99:HIS:HE1	12	1.76
(1,33)	1:A:55:SER:HA	2:B:99:HIS:HE2	12	1.76
(1,33)	1:A:55:SER:HA	2:B:99:HIS:N	12	1.76
(1,33)	1:A:55:SER:HA	2:B:99:HIS:ND1	12	1.76
(1,33)	1:A:55:SER:HA	2:B:99:HIS:NE2	12	1.76
(1,33)	1:A:55:SER:HA	2:B:99:HIS:O	12	1.76
(1,33)	1:A:55:SER:HA	2:B:101:VAL:C	12	1.76
(1,33)	1:A:55:SER:HA	2:B:101:VAL:CA	12	1.76
(1,33)	1:A:55:SER:HA	2:B:101:VAL:CB	12	1.76
(1,33)	1:A:55:SER:HA	2:B:101:VAL:CG1	12	1.76
(1,33)	1:A:55:SER:HA	2:B:101:VAL:CG2	12	1.76
(1,33)	1:A:55:SER:HA	2:B:101:VAL:H	12	1.76
(1,33)	1:A:55:SER:HA	2:B:101:VAL:HA	12	1.76
(1,33)	1:A:55:SER:HA	2:B:101:VAL:HB	12	1.76
(1,33)	1:A:55:SER:HA	2:B:101:VAL:HG11	12	1.76
(1,33)	1:A:55:SER:HA	2:B:101:VAL:HG12	12	1.76
(1,33)	1:A:55:SER:HA	2:B:101:VAL:HG13	12	1.76
(1,33)	1:A:55:SER:HA	2:B:101:VAL:HG21	12	1.76
(1,33)	1:A:55:SER:HA	2:B:101:VAL:HG22	12	1.76
(1,33)	1:A:55:SER:HA	2:B:101:VAL:HG23	12	1.76
(1,33)	1:A:55:SER:HA	2:B:101:VAL:N	12	1.76
(1,33)	1:A:55:SER:HA	2:B:101:VAL:O	12	1.76
(1,33)	1:A:55:SER:HB2	2:B:75:ILE:C	12	1.76
(1,33)	1:A:55:SER:HB2	2:B:75:ILE:CA	12	1.76
(1,33)	1:A:55:SER:HB2	2:B:75:ILE:CB	12	1.76
(1,33)	1:A:55:SER:HB2	2:B:75:ILE:CD1	12	1.76

*Continued on next page...*

*Continued from previous page...*

Key	Atom-1	Atom-2	Model ID	Violation (Å)
(1,33)	1:A:55:SER:HB2	2:B:75:ILE:CG1	12	1.76
(1,33)	1:A:55:SER:HB2	2:B:75:ILE:CG2	12	1.76
(1,33)	1:A:55:SER:HB2	2:B:75:ILE:H	12	1.76
(1,33)	1:A:55:SER:HB2	2:B:75:ILE:HA	12	1.76
(1,33)	1:A:55:SER:HB2	2:B:75:ILE:HB	12	1.76
(1,33)	1:A:55:SER:HB2	2:B:75:ILE:HD11	12	1.76
(1,33)	1:A:55:SER:HB2	2:B:75:ILE:HD12	12	1.76
(1,33)	1:A:55:SER:HB2	2:B:75:ILE:HD13	12	1.76
(1,33)	1:A:55:SER:HB2	2:B:75:ILE:HG12	12	1.76
(1,33)	1:A:55:SER:HB2	2:B:75:ILE:HG13	12	1.76
(1,33)	1:A:55:SER:HB2	2:B:75:ILE:HG21	12	1.76
(1,33)	1:A:55:SER:HB2	2:B:75:ILE:HG22	12	1.76
(1,33)	1:A:55:SER:HB2	2:B:75:ILE:HG23	12	1.76
(1,33)	1:A:55:SER:HB2	2:B:75:ILE:N	12	1.76
(1,33)	1:A:55:SER:HB2	2:B:75:ILE:O	12	1.76
(1,33)	1:A:55:SER:HB2	2:B:77:ALA:C	12	1.76
(1,33)	1:A:55:SER:HB2	2:B:77:ALA:CA	12	1.76
(1,33)	1:A:55:SER:HB2	2:B:77:ALA:CB	12	1.76
(1,33)	1:A:55:SER:HB2	2:B:77:ALA:H	12	1.76
(1,33)	1:A:55:SER:HB2	2:B:77:ALA:HA	12	1.76
(1,33)	1:A:55:SER:HB2	2:B:77:ALA:HB1	12	1.76
(1,33)	1:A:55:SER:HB2	2:B:77:ALA:HB2	12	1.76
(1,33)	1:A:55:SER:HB2	2:B:77:ALA:HB3	12	1.76
(1,33)	1:A:55:SER:HB2	2:B:77:ALA:N	12	1.76
(1,33)	1:A:55:SER:HB2	2:B:77:ALA:O	12	1.76
(1,33)	1:A:55:SER:HB2	2:B:78:GLY:C	12	1.76
(1,33)	1:A:55:SER:HB2	2:B:78:GLY:CA	12	1.76
(1,33)	1:A:55:SER:HB2	2:B:78:GLY:H	12	1.76
(1,33)	1:A:55:SER:HB2	2:B:78:GLY:HA2	12	1.76
(1,33)	1:A:55:SER:HB2	2:B:78:GLY:HA3	12	1.76
(1,33)	1:A:55:SER:HB2	2:B:78:GLY:N	12	1.76
(1,33)	1:A:55:SER:HB2	2:B:78:GLY:O	12	1.76
(1,33)	1:A:55:SER:HB2	2:B:79:LYS:C	12	1.76
(1,33)	1:A:55:SER:HB2	2:B:79:LYS:CA	12	1.76
(1,33)	1:A:55:SER:HB2	2:B:79:LYS:CB	12	1.76
(1,33)	1:A:55:SER:HB2	2:B:79:LYS:CD	12	1.76
(1,33)	1:A:55:SER:HB2	2:B:79:LYS:CE	12	1.76
(1,33)	1:A:55:SER:HB2	2:B:79:LYS:CG	12	1.76
(1,33)	1:A:55:SER:HB2	2:B:79:LYS:H	12	1.76
(1,33)	1:A:55:SER:HB2	2:B:79:LYS:HA	12	1.76
(1,33)	1:A:55:SER:HB2	2:B:79:LYS:HB2	12	1.76
(1,33)	1:A:55:SER:HB2	2:B:79:LYS:HB3	12	1.76

*Continued on next page...*

*Continued from previous page...*

Key	Atom-1	Atom-2	Model ID	Violation (Å)
(1,33)	1:A:55:SER:HB2	2:B:79:LYS:HD2	12	1.76
(1,33)	1:A:55:SER:HB2	2:B:79:LYS:HD3	12	1.76
(1,33)	1:A:55:SER:HB2	2:B:79:LYS:HE2	12	1.76
(1,33)	1:A:55:SER:HB2	2:B:79:LYS:HE3	12	1.76
(1,33)	1:A:55:SER:HB2	2:B:79:LYS:HG2	12	1.76
(1,33)	1:A:55:SER:HB2	2:B:79:LYS:HG3	12	1.76
(1,33)	1:A:55:SER:HB2	2:B:79:LYS:HZ1	12	1.76
(1,33)	1:A:55:SER:HB2	2:B:79:LYS:HZ2	12	1.76
(1,33)	1:A:55:SER:HB2	2:B:79:LYS:HZ3	12	1.76
(1,33)	1:A:55:SER:HB2	2:B:79:LYS:N	12	1.76
(1,33)	1:A:55:SER:HB2	2:B:79:LYS:NZ	12	1.76
(1,33)	1:A:55:SER:HB2	2:B:79:LYS:O	12	1.76
(1,33)	1:A:55:SER:HB2	2:B:80:ILE:C	12	1.76
(1,33)	1:A:55:SER:HB2	2:B:80:ILE:CA	12	1.76
(1,33)	1:A:55:SER:HB2	2:B:80:ILE:CB	12	1.76
(1,33)	1:A:55:SER:HB2	2:B:80:ILE:CD1	12	1.76
(1,33)	1:A:55:SER:HB2	2:B:80:ILE:CG1	12	1.76
(1,33)	1:A:55:SER:HB2	2:B:80:ILE:CG2	12	1.76
(1,33)	1:A:55:SER:HB2	2:B:80:ILE:H	12	1.76
(1,33)	1:A:55:SER:HB2	2:B:80:ILE:HA	12	1.76
(1,33)	1:A:55:SER:HB2	2:B:80:ILE:HB	12	1.76
(1,33)	1:A:55:SER:HB2	2:B:80:ILE:HD11	12	1.76
(1,33)	1:A:55:SER:HB2	2:B:80:ILE:HD12	12	1.76
(1,33)	1:A:55:SER:HB2	2:B:80:ILE:HD13	12	1.76
(1,33)	1:A:55:SER:HB2	2:B:80:ILE:HG12	12	1.76
(1,33)	1:A:55:SER:HB2	2:B:80:ILE:HG13	12	1.76
(1,33)	1:A:55:SER:HB2	2:B:80:ILE:HG21	12	1.76
(1,33)	1:A:55:SER:HB2	2:B:80:ILE:HG22	12	1.76
(1,33)	1:A:55:SER:HB2	2:B:80:ILE:HG23	12	1.76
(1,33)	1:A:55:SER:HB2	2:B:80:ILE:N	12	1.76
(1,33)	1:A:55:SER:HB2	2:B:80:ILE:O	12	1.76
(1,33)	1:A:55:SER:HB2	2:B:84:GLN:C	12	1.76
(1,33)	1:A:55:SER:HB2	2:B:84:GLN:CA	12	1.76
(1,33)	1:A:55:SER:HB2	2:B:84:GLN:CB	12	1.76
(1,33)	1:A:55:SER:HB2	2:B:84:GLN:CD	12	1.76
(1,33)	1:A:55:SER:HB2	2:B:84:GLN:CG	12	1.76
(1,33)	1:A:55:SER:HB2	2:B:84:GLN:H	12	1.76
(1,33)	1:A:55:SER:HB2	2:B:84:GLN:HA	12	1.76
(1,33)	1:A:55:SER:HB2	2:B:84:GLN:HB2	12	1.76
(1,33)	1:A:55:SER:HB2	2:B:84:GLN:HB3	12	1.76
(1,33)	1:A:55:SER:HB2	2:B:84:GLN:HE21	12	1.76
(1,33)	1:A:55:SER:HB2	2:B:84:GLN:HE22	12	1.76

*Continued on next page...*

*Continued from previous page...*

Key	Atom-1	Atom-2	Model ID	Violation (Å)
(1,33)	1:A:55:SER:HB2	2:B:84:GLN:HG2	12	1.76
(1,33)	1:A:55:SER:HB2	2:B:84:GLN:HG3	12	1.76
(1,33)	1:A:55:SER:HB2	2:B:84:GLN:N	12	1.76
(1,33)	1:A:55:SER:HB2	2:B:84:GLN:NE2	12	1.76
(1,33)	1:A:55:SER:HB2	2:B:84:GLN:O	12	1.76
(1,33)	1:A:55:SER:HB2	2:B:84:GLN:OE1	12	1.76
(1,33)	1:A:55:SER:HB2	2:B:97:THR:C	12	1.76
(1,33)	1:A:55:SER:HB2	2:B:97:THR:CA	12	1.76
(1,33)	1:A:55:SER:HB2	2:B:97:THR:CB	12	1.76
(1,33)	1:A:55:SER:HB2	2:B:97:THR:CG2	12	1.76
(1,33)	1:A:55:SER:HB2	2:B:97:THR:H	12	1.76
(1,33)	1:A:55:SER:HB2	2:B:97:THR:HA	12	1.76
(1,33)	1:A:55:SER:HB2	2:B:97:THR:HB	12	1.76
(1,33)	1:A:55:SER:HB2	2:B:97:THR:HG1	12	1.76
(1,33)	1:A:55:SER:HB2	2:B:97:THR:HG21	12	1.76
(1,33)	1:A:55:SER:HB2	2:B:97:THR:HG22	12	1.76
(1,33)	1:A:55:SER:HB2	2:B:97:THR:HG23	12	1.76
(1,33)	1:A:55:SER:HB2	2:B:97:THR:N	12	1.76
(1,33)	1:A:55:SER:HB2	2:B:97:THR:O	12	1.76
(1,33)	1:A:55:SER:HB2	2:B:97:THR:OG1	12	1.76
(1,33)	1:A:55:SER:HB2	2:B:99:HIS:C	12	1.76
(1,33)	1:A:55:SER:HB2	2:B:99:HIS:CA	12	1.76
(1,33)	1:A:55:SER:HB2	2:B:99:HIS:CB	12	1.76
(1,33)	1:A:55:SER:HB2	2:B:99:HIS:CD2	12	1.76
(1,33)	1:A:55:SER:HB2	2:B:99:HIS:CE1	12	1.76
(1,33)	1:A:55:SER:HB2	2:B:99:HIS:CG	12	1.76
(1,33)	1:A:55:SER:HB2	2:B:99:HIS:H	12	1.76
(1,33)	1:A:55:SER:HB2	2:B:99:HIS:HA	12	1.76
(1,33)	1:A:55:SER:HB2	2:B:99:HIS:HB2	12	1.76
(1,33)	1:A:55:SER:HB2	2:B:99:HIS:HB3	12	1.76
(1,33)	1:A:55:SER:HB2	2:B:99:HIS:HD1	12	1.76
(1,33)	1:A:55:SER:HB2	2:B:99:HIS:HD2	12	1.76
(1,33)	1:A:55:SER:HB2	2:B:99:HIS:HE1	12	1.76
(1,33)	1:A:55:SER:HB2	2:B:99:HIS:HE2	12	1.76
(1,33)	1:A:55:SER:HB2	2:B:99:HIS:N	12	1.76
(1,33)	1:A:55:SER:HB2	2:B:99:HIS:ND1	12	1.76
(1,33)	1:A:55:SER:HB2	2:B:99:HIS:NE2	12	1.76
(1,33)	1:A:55:SER:HB2	2:B:99:HIS:O	12	1.76
(1,33)	1:A:55:SER:HB2	2:B:101:VAL:C	12	1.76
(1,33)	1:A:55:SER:HB2	2:B:101:VAL:CA	12	1.76
(1,33)	1:A:55:SER:HB2	2:B:101:VAL:CB	12	1.76
(1,33)	1:A:55:SER:HB2	2:B:101:VAL:CG1	12	1.76

*Continued on next page...*

*Continued from previous page...*

Key	Atom-1	Atom-2	Model ID	Violation (Å)
(1,33)	1:A:55:SER:HB2	2:B:101:VAL:CG2	12	1.76
(1,33)	1:A:55:SER:HB2	2:B:101:VAL:H	12	1.76
(1,33)	1:A:55:SER:HB2	2:B:101:VAL:HA	12	1.76
(1,33)	1:A:55:SER:HB2	2:B:101:VAL:HB	12	1.76
(1,33)	1:A:55:SER:HB2	2:B:101:VAL:HG11	12	1.76
(1,33)	1:A:55:SER:HB2	2:B:101:VAL:HG12	12	1.76
(1,33)	1:A:55:SER:HB2	2:B:101:VAL:HG13	12	1.76
(1,33)	1:A:55:SER:HB2	2:B:101:VAL:HG21	12	1.76
(1,33)	1:A:55:SER:HB2	2:B:101:VAL:HG22	12	1.76
(1,33)	1:A:55:SER:HB2	2:B:101:VAL:HG23	12	1.76
(1,33)	1:A:55:SER:HB2	2:B:101:VAL:N	12	1.76
(1,33)	1:A:55:SER:HB2	2:B:101:VAL:O	12	1.76
(1,33)	1:A:55:SER:HB3	2:B:75:ILE:C	12	1.76
(1,33)	1:A:55:SER:HB3	2:B:75:ILE:CA	12	1.76
(1,33)	1:A:55:SER:HB3	2:B:75:ILE:CB	12	1.76
(1,33)	1:A:55:SER:HB3	2:B:75:ILE:CD1	12	1.76
(1,33)	1:A:55:SER:HB3	2:B:75:ILE:CG1	12	1.76
(1,33)	1:A:55:SER:HB3	2:B:75:ILE:CG2	12	1.76
(1,33)	1:A:55:SER:HB3	2:B:75:ILE:H	12	1.76
(1,33)	1:A:55:SER:HB3	2:B:75:ILE:HA	12	1.76
(1,33)	1:A:55:SER:HB3	2:B:75:ILE:HB	12	1.76
(1,33)	1:A:55:SER:HB3	2:B:75:ILE:HD11	12	1.76
(1,33)	1:A:55:SER:HB3	2:B:75:ILE:HD12	12	1.76
(1,33)	1:A:55:SER:HB3	2:B:75:ILE:HD13	12	1.76
(1,33)	1:A:55:SER:HB3	2:B:75:ILE:HG12	12	1.76
(1,33)	1:A:55:SER:HB3	2:B:75:ILE:HG13	12	1.76
(1,33)	1:A:55:SER:HB3	2:B:75:ILE:HG21	12	1.76
(1,33)	1:A:55:SER:HB3	2:B:75:ILE:HG22	12	1.76
(1,33)	1:A:55:SER:HB3	2:B:75:ILE:HG23	12	1.76
(1,33)	1:A:55:SER:HB3	2:B:75:ILE:N	12	1.76
(1,33)	1:A:55:SER:HB3	2:B:75:ILE:O	12	1.76
(1,33)	1:A:55:SER:HB3	2:B:77:ALA:C	12	1.76
(1,33)	1:A:55:SER:HB3	2:B:77:ALA:CA	12	1.76
(1,33)	1:A:55:SER:HB3	2:B:77:ALA:CB	12	1.76
(1,33)	1:A:55:SER:HB3	2:B:77:ALA:H	12	1.76
(1,33)	1:A:55:SER:HB3	2:B:77:ALA:HA	12	1.76
(1,33)	1:A:55:SER:HB3	2:B:77:ALA:HB1	12	1.76
(1,33)	1:A:55:SER:HB3	2:B:77:ALA:HB2	12	1.76
(1,33)	1:A:55:SER:HB3	2:B:77:ALA:HB3	12	1.76
(1,33)	1:A:55:SER:HB3	2:B:77:ALA:N	12	1.76
(1,33)	1:A:55:SER:HB3	2:B:77:ALA:O	12	1.76
(1,33)	1:A:55:SER:HB3	2:B:78:GLY:C	12	1.76

*Continued on next page...*



*Continued from previous page...*

Key	Atom-1	Atom-2	Model ID	Violation (Å)
(1,33)	1:A:55:SER:HB3	2:B:78:GLY:CA	12	1.76
(1,33)	1:A:55:SER:HB3	2:B:78:GLY:H	12	1.76
(1,33)	1:A:55:SER:HB3	2:B:78:GLY:HA2	12	1.76
(1,33)	1:A:55:SER:HB3	2:B:78:GLY:HA3	12	1.76
(1,33)	1:A:55:SER:HB3	2:B:78:GLY:N	12	1.76
(1,33)	1:A:55:SER:HB3	2:B:78:GLY:O	12	1.76
(1,33)	1:A:55:SER:HB3	2:B:79:LYS:C	12	1.76
(1,33)	1:A:55:SER:HB3	2:B:79:LYS:CA	12	1.76
(1,33)	1:A:55:SER:HB3	2:B:79:LYS:CB	12	1.76
(1,33)	1:A:55:SER:HB3	2:B:79:LYS:CD	12	1.76
(1,33)	1:A:55:SER:HB3	2:B:79:LYS:CE	12	1.76
(1,33)	1:A:55:SER:HB3	2:B:79:LYS:CG	12	1.76
(1,33)	1:A:55:SER:HB3	2:B:79:LYS:H	12	1.76
(1,33)	1:A:55:SER:HB3	2:B:79:LYS:HA	12	1.76
(1,33)	1:A:55:SER:HB3	2:B:79:LYS:HB2	12	1.76
(1,33)	1:A:55:SER:HB3	2:B:79:LYS:HB3	12	1.76
(1,33)	1:A:55:SER:HB3	2:B:79:LYS:HD2	12	1.76
(1,33)	1:A:55:SER:HB3	2:B:79:LYS:HD3	12	1.76
(1,33)	1:A:55:SER:HB3	2:B:79:LYS:HE2	12	1.76
(1,33)	1:A:55:SER:HB3	2:B:79:LYS:HE3	12	1.76
(1,33)	1:A:55:SER:HB3	2:B:79:LYS:HG2	12	1.76
(1,33)	1:A:55:SER:HB3	2:B:79:LYS:HG3	12	1.76
(1,33)	1:A:55:SER:HB3	2:B:79:LYS:HZ1	12	1.76
(1,33)	1:A:55:SER:HB3	2:B:79:LYS:HZ2	12	1.76
(1,33)	1:A:55:SER:HB3	2:B:79:LYS:HZ3	12	1.76
(1,33)	1:A:55:SER:HB3	2:B:79:LYS:N	12	1.76
(1,33)	1:A:55:SER:HB3	2:B:79:LYS:NZ	12	1.76
(1,33)	1:A:55:SER:HB3	2:B:79:LYS:O	12	1.76
(1,33)	1:A:55:SER:HB3	2:B:80:ILE:C	12	1.76
(1,33)	1:A:55:SER:HB3	2:B:80:ILE:CA	12	1.76
(1,33)	1:A:55:SER:HB3	2:B:80:ILE:CB	12	1.76
(1,33)	1:A:55:SER:HB3	2:B:80:ILE:CD1	12	1.76
(1,33)	1:A:55:SER:HB3	2:B:80:ILE:CG1	12	1.76
(1,33)	1:A:55:SER:HB3	2:B:80:ILE:CG2	12	1.76
(1,33)	1:A:55:SER:HB3	2:B:80:ILE:H	12	1.76
(1,33)	1:A:55:SER:HB3	2:B:80:ILE:HA	12	1.76
(1,33)	1:A:55:SER:HB3	2:B:80:ILE:HB	12	1.76
(1,33)	1:A:55:SER:HB3	2:B:80:ILE:HD11	12	1.76
(1,33)	1:A:55:SER:HB3	2:B:80:ILE:HD12	12	1.76
(1,33)	1:A:55:SER:HB3	2:B:80:ILE:HD13	12	1.76
(1,33)	1:A:55:SER:HB3	2:B:80:ILE:HG12	12	1.76
(1,33)	1:A:55:SER:HB3	2:B:80:ILE:HG13	12	1.76

*Continued on next page...*

*Continued from previous page...*

Key	Atom-1	Atom-2	Model ID	Violation (Å)
(1,33)	1:A:55:SER:HB3	2:B:80:ILE:HG21	12	1.76
(1,33)	1:A:55:SER:HB3	2:B:80:ILE:HG22	12	1.76
(1,33)	1:A:55:SER:HB3	2:B:80:ILE:HG23	12	1.76
(1,33)	1:A:55:SER:HB3	2:B:80:ILE:N	12	1.76
(1,33)	1:A:55:SER:HB3	2:B:80:ILE:O	12	1.76
(1,33)	1:A:55:SER:HB3	2:B:84:GLN:C	12	1.76
(1,33)	1:A:55:SER:HB3	2:B:84:GLN:CA	12	1.76
(1,33)	1:A:55:SER:HB3	2:B:84:GLN:CB	12	1.76
(1,33)	1:A:55:SER:HB3	2:B:84:GLN:CD	12	1.76
(1,33)	1:A:55:SER:HB3	2:B:84:GLN:CG	12	1.76
(1,33)	1:A:55:SER:HB3	2:B:84:GLN:H	12	1.76
(1,33)	1:A:55:SER:HB3	2:B:84:GLN:HA	12	1.76
(1,33)	1:A:55:SER:HB3	2:B:84:GLN:HB2	12	1.76
(1,33)	1:A:55:SER:HB3	2:B:84:GLN:HB3	12	1.76
(1,33)	1:A:55:SER:HB3	2:B:84:GLN:HE21	12	1.76
(1,33)	1:A:55:SER:HB3	2:B:84:GLN:HE22	12	1.76
(1,33)	1:A:55:SER:HB3	2:B:84:GLN:HG2	12	1.76
(1,33)	1:A:55:SER:HB3	2:B:84:GLN:HG3	12	1.76
(1,33)	1:A:55:SER:HB3	2:B:84:GLN:N	12	1.76
(1,33)	1:A:55:SER:HB3	2:B:84:GLN:NE2	12	1.76
(1,33)	1:A:55:SER:HB3	2:B:84:GLN:O	12	1.76
(1,33)	1:A:55:SER:HB3	2:B:84:GLN:OE1	12	1.76
(1,33)	1:A:55:SER:HB3	2:B:97:THR:C	12	1.76
(1,33)	1:A:55:SER:HB3	2:B:97:THR:CA	12	1.76
(1,33)	1:A:55:SER:HB3	2:B:97:THR:CB	12	1.76
(1,33)	1:A:55:SER:HB3	2:B:97:THR:CG2	12	1.76
(1,33)	1:A:55:SER:HB3	2:B:97:THR:H	12	1.76
(1,33)	1:A:55:SER:HB3	2:B:97:THR:HA	12	1.76
(1,33)	1:A:55:SER:HB3	2:B:97:THR:HB	12	1.76
(1,33)	1:A:55:SER:HB3	2:B:97:THR:HG1	12	1.76
(1,33)	1:A:55:SER:HB3	2:B:97:THR:HG21	12	1.76
(1,33)	1:A:55:SER:HB3	2:B:97:THR:HG22	12	1.76
(1,33)	1:A:55:SER:HB3	2:B:97:THR:HG23	12	1.76
(1,33)	1:A:55:SER:HB3	2:B:97:THR:N	12	1.76
(1,33)	1:A:55:SER:HB3	2:B:97:THR:O	12	1.76
(1,33)	1:A:55:SER:HB3	2:B:97:THR:OG1	12	1.76
(1,33)	1:A:55:SER:HB3	2:B:99:HIS:C	12	1.76
(1,33)	1:A:55:SER:HB3	2:B:99:HIS:CA	12	1.76
(1,33)	1:A:55:SER:HB3	2:B:99:HIS:CB	12	1.76
(1,33)	1:A:55:SER:HB3	2:B:99:HIS:CD2	12	1.76
(1,33)	1:A:55:SER:HB3	2:B:99:HIS:CE1	12	1.76
(1,33)	1:A:55:SER:HB3	2:B:99:HIS:CG	12	1.76

*Continued on next page...*

*Continued from previous page...*

Key	Atom-1	Atom-2	Model ID	Violation (Å)
(1,33)	1:A:55:SER:HB3	2:B:99:HIS:H	12	1.76
(1,33)	1:A:55:SER:HB3	2:B:99:HIS:HA	12	1.76
(1,33)	1:A:55:SER:HB3	2:B:99:HIS:HB2	12	1.76
(1,33)	1:A:55:SER:HB3	2:B:99:HIS:HB3	12	1.76
(1,33)	1:A:55:SER:HB3	2:B:99:HIS:HD1	12	1.76
(1,33)	1:A:55:SER:HB3	2:B:99:HIS:HD2	12	1.76
(1,33)	1:A:55:SER:HB3	2:B:99:HIS:HE1	12	1.76
(1,33)	1:A:55:SER:HB3	2:B:99:HIS:HE2	12	1.76
(1,33)	1:A:55:SER:HB3	2:B:99:HIS:N	12	1.76
(1,33)	1:A:55:SER:HB3	2:B:99:HIS:ND1	12	1.76
(1,33)	1:A:55:SER:HB3	2:B:99:HIS:NE2	12	1.76
(1,33)	1:A:55:SER:HB3	2:B:99:HIS:O	12	1.76
(1,33)	1:A:55:SER:HB3	2:B:101:VAL:C	12	1.76
(1,33)	1:A:55:SER:HB3	2:B:101:VAL:CA	12	1.76
(1,33)	1:A:55:SER:HB3	2:B:101:VAL:CB	12	1.76
(1,33)	1:A:55:SER:HB3	2:B:101:VAL:CG1	12	1.76
(1,33)	1:A:55:SER:HB3	2:B:101:VAL:CG2	12	1.76
(1,33)	1:A:55:SER:HB3	2:B:101:VAL:H	12	1.76
(1,33)	1:A:55:SER:HB3	2:B:101:VAL:HA	12	1.76
(1,33)	1:A:55:SER:HB3	2:B:101:VAL:HB	12	1.76
(1,33)	1:A:55:SER:HB3	2:B:101:VAL:HG11	12	1.76
(1,33)	1:A:55:SER:HB3	2:B:101:VAL:HG12	12	1.76
(1,33)	1:A:55:SER:HB3	2:B:101:VAL:HG13	12	1.76
(1,33)	1:A:55:SER:HB3	2:B:101:VAL:HG21	12	1.76
(1,33)	1:A:55:SER:HB3	2:B:101:VAL:HG22	12	1.76
(1,33)	1:A:55:SER:HB3	2:B:101:VAL:HG23	12	1.76
(1,33)	1:A:55:SER:HB3	2:B:101:VAL:N	12	1.76
(1,33)	1:A:55:SER:HB3	2:B:101:VAL:O	12	1.76
(1,33)	1:A:55:SER:HG	2:B:75:ILE:C	12	1.76
(1,33)	1:A:55:SER:HG	2:B:75:ILE:CA	12	1.76
(1,33)	1:A:55:SER:HG	2:B:75:ILE:CB	12	1.76
(1,33)	1:A:55:SER:HG	2:B:75:ILE:CD1	12	1.76
(1,33)	1:A:55:SER:HG	2:B:75:ILE:CG1	12	1.76
(1,33)	1:A:55:SER:HG	2:B:75:ILE:CG2	12	1.76
(1,33)	1:A:55:SER:HG	2:B:75:ILE:H	12	1.76
(1,33)	1:A:55:SER:HG	2:B:75:ILE:HA	12	1.76
(1,33)	1:A:55:SER:HG	2:B:75:ILE:HB	12	1.76
(1,33)	1:A:55:SER:HG	2:B:75:ILE:HD11	12	1.76
(1,33)	1:A:55:SER:HG	2:B:75:ILE:HD12	12	1.76
(1,33)	1:A:55:SER:HG	2:B:75:ILE:HD13	12	1.76
(1,33)	1:A:55:SER:HG	2:B:75:ILE:HG12	12	1.76
(1,33)	1:A:55:SER:HG	2:B:75:ILE:HG13	12	1.76

*Continued on next page...*

*Continued from previous page...*

Key	Atom-1	Atom-2	Model ID	Violation (Å)
(1,33)	1:A:55:SER:HG	2:B:75:ILE:HG21	12	1.76
(1,33)	1:A:55:SER:HG	2:B:75:ILE:HG22	12	1.76
(1,33)	1:A:55:SER:HG	2:B:75:ILE:HG23	12	1.76
(1,33)	1:A:55:SER:HG	2:B:75:ILE:N	12	1.76
(1,33)	1:A:55:SER:HG	2:B:75:ILE:O	12	1.76
(1,33)	1:A:55:SER:HG	2:B:77:ALA:C	12	1.76
(1,33)	1:A:55:SER:HG	2:B:77:ALA:CA	12	1.76
(1,33)	1:A:55:SER:HG	2:B:77:ALA:CB	12	1.76
(1,33)	1:A:55:SER:HG	2:B:77:ALA:H	12	1.76
(1,33)	1:A:55:SER:HG	2:B:77:ALA:HA	12	1.76
(1,33)	1:A:55:SER:HG	2:B:77:ALA:HB1	12	1.76
(1,33)	1:A:55:SER:HG	2:B:77:ALA:HB2	12	1.76
(1,33)	1:A:55:SER:HG	2:B:77:ALA:HB3	12	1.76
(1,33)	1:A:55:SER:HG	2:B:77:ALA:N	12	1.76
(1,33)	1:A:55:SER:HG	2:B:77:ALA:O	12	1.76
(1,33)	1:A:55:SER:HG	2:B:78:GLY:C	12	1.76
(1,33)	1:A:55:SER:HG	2:B:78:GLY:CA	12	1.76
(1,33)	1:A:55:SER:HG	2:B:78:GLY:H	12	1.76
(1,33)	1:A:55:SER:HG	2:B:78:GLY:HA2	12	1.76
(1,33)	1:A:55:SER:HG	2:B:78:GLY:HA3	12	1.76
(1,33)	1:A:55:SER:HG	2:B:78:GLY:N	12	1.76
(1,33)	1:A:55:SER:HG	2:B:78:GLY:O	12	1.76
(1,33)	1:A:55:SER:HG	2:B:79:LYS:C	12	1.76
(1,33)	1:A:55:SER:HG	2:B:79:LYS:CA	12	1.76
(1,33)	1:A:55:SER:HG	2:B:79:LYS:CB	12	1.76
(1,33)	1:A:55:SER:HG	2:B:79:LYS:CD	12	1.76
(1,33)	1:A:55:SER:HG	2:B:79:LYS:CE	12	1.76
(1,33)	1:A:55:SER:HG	2:B:79:LYS:CG	12	1.76
(1,33)	1:A:55:SER:HG	2:B:79:LYS:H	12	1.76
(1,33)	1:A:55:SER:HG	2:B:79:LYS:HA	12	1.76
(1,33)	1:A:55:SER:HG	2:B:79:LYS:HB2	12	1.76
(1,33)	1:A:55:SER:HG	2:B:79:LYS:HB3	12	1.76
(1,33)	1:A:55:SER:HG	2:B:79:LYS:HD2	12	1.76
(1,33)	1:A:55:SER:HG	2:B:79:LYS:HD3	12	1.76
(1,33)	1:A:55:SER:HG	2:B:79:LYS:HE2	12	1.76
(1,33)	1:A:55:SER:HG	2:B:79:LYS:HE3	12	1.76
(1,33)	1:A:55:SER:HG	2:B:79:LYS:HG2	12	1.76
(1,33)	1:A:55:SER:HG	2:B:79:LYS:HG3	12	1.76
(1,33)	1:A:55:SER:HG	2:B:79:LYS:HZ1	12	1.76
(1,33)	1:A:55:SER:HG	2:B:79:LYS:HZ2	12	1.76
(1,33)	1:A:55:SER:HG	2:B:79:LYS:HZ3	12	1.76
(1,33)	1:A:55:SER:HG	2:B:79:LYS:N	12	1.76

*Continued on next page...*

*Continued from previous page...*

Key	Atom-1	Atom-2	Model ID	Violation (Å)
(1,33)	1:A:55:SER:HG	2:B:79:LYS:NZ	12	1.76
(1,33)	1:A:55:SER:HG	2:B:79:LYS:O	12	1.76
(1,33)	1:A:55:SER:HG	2:B:80:ILE:C	12	1.76
(1,33)	1:A:55:SER:HG	2:B:80:ILE:CA	12	1.76
(1,33)	1:A:55:SER:HG	2:B:80:ILE:CB	12	1.76
(1,33)	1:A:55:SER:HG	2:B:80:ILE:CD1	12	1.76
(1,33)	1:A:55:SER:HG	2:B:80:ILE:CG1	12	1.76
(1,33)	1:A:55:SER:HG	2:B:80:ILE:CG2	12	1.76
(1,33)	1:A:55:SER:HG	2:B:80:ILE:H	12	1.76
(1,33)	1:A:55:SER:HG	2:B:80:ILE:HA	12	1.76
(1,33)	1:A:55:SER:HG	2:B:80:ILE:HB	12	1.76
(1,33)	1:A:55:SER:HG	2:B:80:ILE:HD11	12	1.76
(1,33)	1:A:55:SER:HG	2:B:80:ILE:HD12	12	1.76
(1,33)	1:A:55:SER:HG	2:B:80:ILE:HD13	12	1.76
(1,33)	1:A:55:SER:HG	2:B:80:ILE:HG12	12	1.76
(1,33)	1:A:55:SER:HG	2:B:80:ILE:HG13	12	1.76
(1,33)	1:A:55:SER:HG	2:B:80:ILE:HG21	12	1.76
(1,33)	1:A:55:SER:HG	2:B:80:ILE:HG22	12	1.76
(1,33)	1:A:55:SER:HG	2:B:80:ILE:HG23	12	1.76
(1,33)	1:A:55:SER:HG	2:B:80:ILE:N	12	1.76
(1,33)	1:A:55:SER:HG	2:B:80:ILE:O	12	1.76
(1,33)	1:A:55:SER:HG	2:B:84:GLN:C	12	1.76
(1,33)	1:A:55:SER:HG	2:B:84:GLN:CA	12	1.76
(1,33)	1:A:55:SER:HG	2:B:84:GLN:CB	12	1.76
(1,33)	1:A:55:SER:HG	2:B:84:GLN:CD	12	1.76
(1,33)	1:A:55:SER:HG	2:B:84:GLN:CG	12	1.76
(1,33)	1:A:55:SER:HG	2:B:84:GLN:H	12	1.76
(1,33)	1:A:55:SER:HG	2:B:84:GLN:HA	12	1.76
(1,33)	1:A:55:SER:HG	2:B:84:GLN:HB2	12	1.76
(1,33)	1:A:55:SER:HG	2:B:84:GLN:HB3	12	1.76
(1,33)	1:A:55:SER:HG	2:B:84:GLN:HE21	12	1.76
(1,33)	1:A:55:SER:HG	2:B:84:GLN:HE22	12	1.76
(1,33)	1:A:55:SER:HG	2:B:84:GLN:HG2	12	1.76
(1,33)	1:A:55:SER:HG	2:B:84:GLN:HG3	12	1.76
(1,33)	1:A:55:SER:HG	2:B:84:GLN:N	12	1.76
(1,33)	1:A:55:SER:HG	2:B:84:GLN:NE2	12	1.76
(1,33)	1:A:55:SER:HG	2:B:84:GLN:O	12	1.76
(1,33)	1:A:55:SER:HG	2:B:84:GLN:OE1	12	1.76
(1,33)	1:A:55:SER:HG	2:B:97:THR:C	12	1.76
(1,33)	1:A:55:SER:HG	2:B:97:THR:CA	12	1.76
(1,33)	1:A:55:SER:HG	2:B:97:THR:CB	12	1.76
(1,33)	1:A:55:SER:HG	2:B:97:THR:CG2	12	1.76

*Continued on next page...*

*Continued from previous page...*

Key	Atom-1	Atom-2	Model ID	Violation (Å)
(1,33)	1:A:55:SER:HG	2:B:97:THR:H	12	1.76
(1,33)	1:A:55:SER:HG	2:B:97:THR:HA	12	1.76
(1,33)	1:A:55:SER:HG	2:B:97:THR:HB	12	1.76
(1,33)	1:A:55:SER:HG	2:B:97:THR:HG1	12	1.76
(1,33)	1:A:55:SER:HG	2:B:97:THR:HG21	12	1.76
(1,33)	1:A:55:SER:HG	2:B:97:THR:HG22	12	1.76
(1,33)	1:A:55:SER:HG	2:B:97:THR:HG23	12	1.76
(1,33)	1:A:55:SER:HG	2:B:97:THR:N	12	1.76
(1,33)	1:A:55:SER:HG	2:B:97:THR:O	12	1.76
(1,33)	1:A:55:SER:HG	2:B:97:THR:OG1	12	1.76
(1,33)	1:A:55:SER:HG	2:B:99:HIS:C	12	1.76
(1,33)	1:A:55:SER:HG	2:B:99:HIS:CA	12	1.76
(1,33)	1:A:55:SER:HG	2:B:99:HIS:CB	12	1.76
(1,33)	1:A:55:SER:HG	2:B:99:HIS:CD2	12	1.76
(1,33)	1:A:55:SER:HG	2:B:99:HIS:CE1	12	1.76
(1,33)	1:A:55:SER:HG	2:B:99:HIS:CG	12	1.76
(1,33)	1:A:55:SER:HG	2:B:99:HIS:H	12	1.76
(1,33)	1:A:55:SER:HG	2:B:99:HIS:HA	12	1.76
(1,33)	1:A:55:SER:HG	2:B:99:HIS:HB2	12	1.76
(1,33)	1:A:55:SER:HG	2:B:99:HIS:HB3	12	1.76
(1,33)	1:A:55:SER:HG	2:B:99:HIS:HD1	12	1.76
(1,33)	1:A:55:SER:HG	2:B:99:HIS:HD2	12	1.76
(1,33)	1:A:55:SER:HG	2:B:99:HIS:HE1	12	1.76
(1,33)	1:A:55:SER:HG	2:B:99:HIS:HE2	12	1.76
(1,33)	1:A:55:SER:HG	2:B:99:HIS:N	12	1.76
(1,33)	1:A:55:SER:HG	2:B:99:HIS:ND1	12	1.76
(1,33)	1:A:55:SER:HG	2:B:99:HIS:NE2	12	1.76
(1,33)	1:A:55:SER:HG	2:B:99:HIS:O	12	1.76
(1,33)	1:A:55:SER:HG	2:B:101:VAL:C	12	1.76
(1,33)	1:A:55:SER:HG	2:B:101:VAL:CA	12	1.76
(1,33)	1:A:55:SER:HG	2:B:101:VAL:CB	12	1.76
(1,33)	1:A:55:SER:HG	2:B:101:VAL:CG1	12	1.76
(1,33)	1:A:55:SER:HG	2:B:101:VAL:CG2	12	1.76
(1,33)	1:A:55:SER:HG	2:B:101:VAL:H	12	1.76
(1,33)	1:A:55:SER:HG	2:B:101:VAL:HA	12	1.76
(1,33)	1:A:55:SER:HG	2:B:101:VAL:HB	12	1.76
(1,33)	1:A:55:SER:HG	2:B:101:VAL:HG11	12	1.76
(1,33)	1:A:55:SER:HG	2:B:101:VAL:HG12	12	1.76
(1,33)	1:A:55:SER:HG	2:B:101:VAL:HG13	12	1.76
(1,33)	1:A:55:SER:HG	2:B:101:VAL:HG21	12	1.76
(1,33)	1:A:55:SER:HG	2:B:101:VAL:HG22	12	1.76
(1,33)	1:A:55:SER:HG	2:B:101:VAL:HG23	12	1.76

*Continued on next page...*

*Continued from previous page...*

Key	Atom-1	Atom-2	Model ID	Violation (Å)
(1,33)	1:A:55:SER:HG	2:B:101:VAL:N	12	1.76
(1,33)	1:A:55:SER:HG	2:B:101:VAL:O	12	1.76
(1,33)	1:A:55:SER:N	2:B:75:ILE:C	12	1.76
(1,33)	1:A:55:SER:N	2:B:75:ILE:CA	12	1.76
(1,33)	1:A:55:SER:N	2:B:75:ILE:CB	12	1.76
(1,33)	1:A:55:SER:N	2:B:75:ILE:CD1	12	1.76
(1,33)	1:A:55:SER:N	2:B:75:ILE:CG1	12	1.76
(1,33)	1:A:55:SER:N	2:B:75:ILE:CG2	12	1.76
(1,33)	1:A:55:SER:N	2:B:75:ILE:H	12	1.76
(1,33)	1:A:55:SER:N	2:B:75:ILE:HA	12	1.76
(1,33)	1:A:55:SER:N	2:B:75:ILE:HB	12	1.76
(1,33)	1:A:55:SER:N	2:B:75:ILE:HD11	12	1.76
(1,33)	1:A:55:SER:N	2:B:75:ILE:HD12	12	1.76
(1,33)	1:A:55:SER:N	2:B:75:ILE:HD13	12	1.76
(1,33)	1:A:55:SER:N	2:B:75:ILE:HG12	12	1.76
(1,33)	1:A:55:SER:N	2:B:75:ILE:HG13	12	1.76
(1,33)	1:A:55:SER:N	2:B:75:ILE:HG21	12	1.76
(1,33)	1:A:55:SER:N	2:B:75:ILE:HG22	12	1.76
(1,33)	1:A:55:SER:N	2:B:75:ILE:HG23	12	1.76
(1,33)	1:A:55:SER:N	2:B:75:ILE:N	12	1.76
(1,33)	1:A:55:SER:N	2:B:75:ILE:O	12	1.76
(1,33)	1:A:55:SER:N	2:B:77:ALA:C	12	1.76
(1,33)	1:A:55:SER:N	2:B:77:ALA:CA	12	1.76
(1,33)	1:A:55:SER:N	2:B:77:ALA:CB	12	1.76
(1,33)	1:A:55:SER:N	2:B:77:ALA:H	12	1.76
(1,33)	1:A:55:SER:N	2:B:77:ALA:HA	12	1.76
(1,33)	1:A:55:SER:N	2:B:77:ALA:HB1	12	1.76
(1,33)	1:A:55:SER:N	2:B:77:ALA:HB2	12	1.76
(1,33)	1:A:55:SER:N	2:B:77:ALA:HB3	12	1.76
(1,33)	1:A:55:SER:N	2:B:77:ALA:N	12	1.76
(1,33)	1:A:55:SER:N	2:B:77:ALA:O	12	1.76
(1,33)	1:A:55:SER:N	2:B:78:GLY:C	12	1.76
(1,33)	1:A:55:SER:N	2:B:78:GLY:CA	12	1.76
(1,33)	1:A:55:SER:N	2:B:78:GLY:H	12	1.76
(1,33)	1:A:55:SER:N	2:B:78:GLY:HA2	12	1.76
(1,33)	1:A:55:SER:N	2:B:78:GLY:HA3	12	1.76
(1,33)	1:A:55:SER:N	2:B:78:GLY:N	12	1.76
(1,33)	1:A:55:SER:N	2:B:78:GLY:O	12	1.76
(1,33)	1:A:55:SER:N	2:B:79:LYS:C	12	1.76
(1,33)	1:A:55:SER:N	2:B:79:LYS:CA	12	1.76
(1,33)	1:A:55:SER:N	2:B:79:LYS:CB	12	1.76
(1,33)	1:A:55:SER:N	2:B:79:LYS:CD	12	1.76

*Continued on next page...*

*Continued from previous page...*

Key	Atom-1	Atom-2	Model ID	Violation (Å)
(1,33)	1:A:55:SER:N	2:B:79:LYS:CE	12	1.76
(1,33)	1:A:55:SER:N	2:B:79:LYS:CG	12	1.76
(1,33)	1:A:55:SER:N	2:B:79:LYS:H	12	1.76
(1,33)	1:A:55:SER:N	2:B:79:LYS:HA	12	1.76
(1,33)	1:A:55:SER:N	2:B:79:LYS:HB2	12	1.76
(1,33)	1:A:55:SER:N	2:B:79:LYS:HB3	12	1.76
(1,33)	1:A:55:SER:N	2:B:79:LYS:HD2	12	1.76
(1,33)	1:A:55:SER:N	2:B:79:LYS:HD3	12	1.76
(1,33)	1:A:55:SER:N	2:B:79:LYS:HE2	12	1.76
(1,33)	1:A:55:SER:N	2:B:79:LYS:HE3	12	1.76
(1,33)	1:A:55:SER:N	2:B:79:LYS:HG2	12	1.76
(1,33)	1:A:55:SER:N	2:B:79:LYS:HG3	12	1.76
(1,33)	1:A:55:SER:N	2:B:79:LYS:HZ1	12	1.76
(1,33)	1:A:55:SER:N	2:B:79:LYS:HZ2	12	1.76
(1,33)	1:A:55:SER:N	2:B:79:LYS:HZ3	12	1.76
(1,33)	1:A:55:SER:N	2:B:79:LYS:N	12	1.76
(1,33)	1:A:55:SER:N	2:B:79:LYS:NZ	12	1.76
(1,33)	1:A:55:SER:N	2:B:79:LYS:O	12	1.76
(1,33)	1:A:55:SER:N	2:B:80:ILE:C	12	1.76
(1,33)	1:A:55:SER:N	2:B:80:ILE:CA	12	1.76
(1,33)	1:A:55:SER:N	2:B:80:ILE:CB	12	1.76
(1,33)	1:A:55:SER:N	2:B:80:ILE:CD1	12	1.76
(1,33)	1:A:55:SER:N	2:B:80:ILE:CG1	12	1.76
(1,33)	1:A:55:SER:N	2:B:80:ILE:CG2	12	1.76
(1,33)	1:A:55:SER:N	2:B:80:ILE:H	12	1.76
(1,33)	1:A:55:SER:N	2:B:80:ILE:HA	12	1.76
(1,33)	1:A:55:SER:N	2:B:80:ILE:HB	12	1.76
(1,33)	1:A:55:SER:N	2:B:80:ILE:HD11	12	1.76
(1,33)	1:A:55:SER:N	2:B:80:ILE:HD12	12	1.76
(1,33)	1:A:55:SER:N	2:B:80:ILE:HD13	12	1.76
(1,33)	1:A:55:SER:N	2:B:80:ILE:HG12	12	1.76
(1,33)	1:A:55:SER:N	2:B:80:ILE:HG13	12	1.76
(1,33)	1:A:55:SER:N	2:B:80:ILE:HG21	12	1.76
(1,33)	1:A:55:SER:N	2:B:80:ILE:HG22	12	1.76
(1,33)	1:A:55:SER:N	2:B:80:ILE:HG23	12	1.76
(1,33)	1:A:55:SER:N	2:B:80:ILE:N	12	1.76
(1,33)	1:A:55:SER:N	2:B:80:ILE:O	12	1.76
(1,33)	1:A:55:SER:N	2:B:84:GLN:C	12	1.76
(1,33)	1:A:55:SER:N	2:B:84:GLN:CA	12	1.76
(1,33)	1:A:55:SER:N	2:B:84:GLN:CB	12	1.76
(1,33)	1:A:55:SER:N	2:B:84:GLN:CD	12	1.76
(1,33)	1:A:55:SER:N	2:B:84:GLN:CG	12	1.76

*Continued on next page...*



*Continued from previous page...*

Key	Atom-1	Atom-2	Model ID	Violation (Å)
(1,33)	1:A:55:SER:N	2:B:84:GLN:H	12	1.76
(1,33)	1:A:55:SER:N	2:B:84:GLN:HA	12	1.76
(1,33)	1:A:55:SER:N	2:B:84:GLN:HB2	12	1.76
(1,33)	1:A:55:SER:N	2:B:84:GLN:HB3	12	1.76
(1,33)	1:A:55:SER:N	2:B:84:GLN:HE21	12	1.76
(1,33)	1:A:55:SER:N	2:B:84:GLN:HE22	12	1.76
(1,33)	1:A:55:SER:N	2:B:84:GLN:HG2	12	1.76
(1,33)	1:A:55:SER:N	2:B:84:GLN:HG3	12	1.76
(1,33)	1:A:55:SER:N	2:B:84:GLN:N	12	1.76
(1,33)	1:A:55:SER:N	2:B:84:GLN:NE2	12	1.76
(1,33)	1:A:55:SER:N	2:B:84:GLN:O	12	1.76
(1,33)	1:A:55:SER:N	2:B:84:GLN:OE1	12	1.76
(1,33)	1:A:55:SER:N	2:B:97:THR:C	12	1.76
(1,33)	1:A:55:SER:N	2:B:97:THR:CA	12	1.76
(1,33)	1:A:55:SER:N	2:B:97:THR:CB	12	1.76
(1,33)	1:A:55:SER:N	2:B:97:THR:CG2	12	1.76
(1,33)	1:A:55:SER:N	2:B:97:THR:H	12	1.76
(1,33)	1:A:55:SER:N	2:B:97:THR:HA	12	1.76
(1,33)	1:A:55:SER:N	2:B:97:THR:HB	12	1.76
(1,33)	1:A:55:SER:N	2:B:97:THR:HG1	12	1.76
(1,33)	1:A:55:SER:N	2:B:97:THR:HG21	12	1.76
(1,33)	1:A:55:SER:N	2:B:97:THR:HG22	12	1.76
(1,33)	1:A:55:SER:N	2:B:97:THR:HG23	12	1.76
(1,33)	1:A:55:SER:N	2:B:97:THR:N	12	1.76
(1,33)	1:A:55:SER:N	2:B:97:THR:O	12	1.76
(1,33)	1:A:55:SER:N	2:B:97:THR:OG1	12	1.76
(1,33)	1:A:55:SER:N	2:B:99:HIS:C	12	1.76
(1,33)	1:A:55:SER:N	2:B:99:HIS:CA	12	1.76
(1,33)	1:A:55:SER:N	2:B:99:HIS:CB	12	1.76
(1,33)	1:A:55:SER:N	2:B:99:HIS:CD2	12	1.76
(1,33)	1:A:55:SER:N	2:B:99:HIS:CE1	12	1.76
(1,33)	1:A:55:SER:N	2:B:99:HIS:CG	12	1.76
(1,33)	1:A:55:SER:N	2:B:99:HIS:H	12	1.76
(1,33)	1:A:55:SER:N	2:B:99:HIS:HA	12	1.76
(1,33)	1:A:55:SER:N	2:B:99:HIS:HB2	12	1.76
(1,33)	1:A:55:SER:N	2:B:99:HIS:HB3	12	1.76
(1,33)	1:A:55:SER:N	2:B:99:HIS:HD1	12	1.76
(1,33)	1:A:55:SER:N	2:B:99:HIS:HD2	12	1.76
(1,33)	1:A:55:SER:N	2:B:99:HIS:HE1	12	1.76
(1,33)	1:A:55:SER:N	2:B:99:HIS:HE2	12	1.76
(1,33)	1:A:55:SER:N	2:B:99:HIS:N	12	1.76
(1,33)	1:A:55:SER:N	2:B:99:HIS:ND1	12	1.76

*Continued on next page...*

*Continued from previous page...*

Key	Atom-1	Atom-2	Model ID	Violation (Å)
(1,33)	1:A:55:SER:N	2:B:99:HIS:NE2	12	1.76
(1,33)	1:A:55:SER:N	2:B:99:HIS:O	12	1.76
(1,33)	1:A:55:SER:N	2:B:101:VAL:C	12	1.76
(1,33)	1:A:55:SER:N	2:B:101:VAL:CA	12	1.76
(1,33)	1:A:55:SER:N	2:B:101:VAL:CB	12	1.76
(1,33)	1:A:55:SER:N	2:B:101:VAL:CG1	12	1.76
(1,33)	1:A:55:SER:N	2:B:101:VAL:CG2	12	1.76
(1,33)	1:A:55:SER:N	2:B:101:VAL:H	12	1.76
(1,33)	1:A:55:SER:N	2:B:101:VAL:HA	12	1.76
(1,33)	1:A:55:SER:N	2:B:101:VAL:HB	12	1.76
(1,33)	1:A:55:SER:N	2:B:101:VAL:HG11	12	1.76
(1,33)	1:A:55:SER:N	2:B:101:VAL:HG12	12	1.76
(1,33)	1:A:55:SER:N	2:B:101:VAL:HG13	12	1.76
(1,33)	1:A:55:SER:N	2:B:101:VAL:HG21	12	1.76
(1,33)	1:A:55:SER:N	2:B:101:VAL:HG22	12	1.76
(1,33)	1:A:55:SER:N	2:B:101:VAL:HG23	12	1.76
(1,33)	1:A:55:SER:N	2:B:101:VAL:N	12	1.76
(1,33)	1:A:55:SER:N	2:B:101:VAL:O	12	1.76
(1,33)	1:A:55:SER:O	2:B:75:ILE:C	12	1.76
(1,33)	1:A:55:SER:O	2:B:75:ILE:CA	12	1.76
(1,33)	1:A:55:SER:O	2:B:75:ILE:CB	12	1.76
(1,33)	1:A:55:SER:O	2:B:75:ILE:CD1	12	1.76
(1,33)	1:A:55:SER:O	2:B:75:ILE:CG1	12	1.76
(1,33)	1:A:55:SER:O	2:B:75:ILE:CG2	12	1.76
(1,33)	1:A:55:SER:O	2:B:75:ILE:H	12	1.76
(1,33)	1:A:55:SER:O	2:B:75:ILE:HA	12	1.76
(1,33)	1:A:55:SER:O	2:B:75:ILE:HB	12	1.76
(1,33)	1:A:55:SER:O	2:B:75:ILE:HD11	12	1.76
(1,33)	1:A:55:SER:O	2:B:75:ILE:HD12	12	1.76
(1,33)	1:A:55:SER:O	2:B:75:ILE:HD13	12	1.76
(1,33)	1:A:55:SER:O	2:B:75:ILE:HG12	12	1.76
(1,33)	1:A:55:SER:O	2:B:75:ILE:HG13	12	1.76
(1,33)	1:A:55:SER:O	2:B:75:ILE:HG21	12	1.76
(1,33)	1:A:55:SER:O	2:B:75:ILE:HG22	12	1.76
(1,33)	1:A:55:SER:O	2:B:75:ILE:HG23	12	1.76
(1,33)	1:A:55:SER:O	2:B:75:ILE:N	12	1.76
(1,33)	1:A:55:SER:O	2:B:75:ILE:O	12	1.76
(1,33)	1:A:55:SER:O	2:B:77:ALA:C	12	1.76
(1,33)	1:A:55:SER:O	2:B:77:ALA:CA	12	1.76
(1,33)	1:A:55:SER:O	2:B:77:ALA:CB	12	1.76
(1,33)	1:A:55:SER:O	2:B:77:ALA:H	12	1.76
(1,33)	1:A:55:SER:O	2:B:77:ALA:HA	12	1.76

*Continued on next page...*

*Continued from previous page...*

Key	Atom-1	Atom-2	Model ID	Violation (Å)
(1,33)	1:A:55:SER:O	2:B:77:ALA:HB1	12	1.76
(1,33)	1:A:55:SER:O	2:B:77:ALA:HB2	12	1.76
(1,33)	1:A:55:SER:O	2:B:77:ALA:HB3	12	1.76
(1,33)	1:A:55:SER:O	2:B:77:ALA:N	12	1.76
(1,33)	1:A:55:SER:O	2:B:77:ALA:O	12	1.76
(1,33)	1:A:55:SER:O	2:B:78:GLY:C	12	1.76
(1,33)	1:A:55:SER:O	2:B:78:GLY:CA	12	1.76
(1,33)	1:A:55:SER:O	2:B:78:GLY:H	12	1.76
(1,33)	1:A:55:SER:O	2:B:78:GLY:HA2	12	1.76
(1,33)	1:A:55:SER:O	2:B:78:GLY:HA3	12	1.76
(1,33)	1:A:55:SER:O	2:B:78:GLY:N	12	1.76
(1,33)	1:A:55:SER:O	2:B:78:GLY:O	12	1.76
(1,33)	1:A:55:SER:O	2:B:79:LYS:C	12	1.76
(1,33)	1:A:55:SER:O	2:B:79:LYS:CA	12	1.76
(1,33)	1:A:55:SER:O	2:B:79:LYS:CB	12	1.76
(1,33)	1:A:55:SER:O	2:B:79:LYS:CD	12	1.76
(1,33)	1:A:55:SER:O	2:B:79:LYS:CE	12	1.76
(1,33)	1:A:55:SER:O	2:B:79:LYS:CG	12	1.76
(1,33)	1:A:55:SER:O	2:B:79:LYS:H	12	1.76
(1,33)	1:A:55:SER:O	2:B:79:LYS:HA	12	1.76
(1,33)	1:A:55:SER:O	2:B:79:LYS:HB2	12	1.76
(1,33)	1:A:55:SER:O	2:B:79:LYS:HB3	12	1.76
(1,33)	1:A:55:SER:O	2:B:79:LYS:HD2	12	1.76
(1,33)	1:A:55:SER:O	2:B:79:LYS:HD3	12	1.76
(1,33)	1:A:55:SER:O	2:B:79:LYS:HE2	12	1.76
(1,33)	1:A:55:SER:O	2:B:79:LYS:HE3	12	1.76
(1,33)	1:A:55:SER:O	2:B:79:LYS:HG2	12	1.76
(1,33)	1:A:55:SER:O	2:B:79:LYS:HG3	12	1.76
(1,33)	1:A:55:SER:O	2:B:79:LYS:HZ1	12	1.76
(1,33)	1:A:55:SER:O	2:B:79:LYS:HZ2	12	1.76
(1,33)	1:A:55:SER:O	2:B:79:LYS:HZ3	12	1.76
(1,33)	1:A:55:SER:O	2:B:79:LYS:N	12	1.76
(1,33)	1:A:55:SER:O	2:B:79:LYS:NZ	12	1.76
(1,33)	1:A:55:SER:O	2:B:79:LYS:O	12	1.76
(1,33)	1:A:55:SER:O	2:B:80:ILE:C	12	1.76
(1,33)	1:A:55:SER:O	2:B:80:ILE:CA	12	1.76
(1,33)	1:A:55:SER:O	2:B:80:ILE:CB	12	1.76
(1,33)	1:A:55:SER:O	2:B:80:ILE:CD1	12	1.76
(1,33)	1:A:55:SER:O	2:B:80:ILE:CG1	12	1.76
(1,33)	1:A:55:SER:O	2:B:80:ILE:CG2	12	1.76
(1,33)	1:A:55:SER:O	2:B:80:ILE:H	12	1.76
(1,33)	1:A:55:SER:O	2:B:80:ILE:HA	12	1.76

*Continued on next page...*

*Continued from previous page...*

Key	Atom-1	Atom-2	Model ID	Violation (Å)
(1,33)	1:A:55:SER:O	2:B:80:ILE:HB	12	1.76
(1,33)	1:A:55:SER:O	2:B:80:ILE:HD11	12	1.76
(1,33)	1:A:55:SER:O	2:B:80:ILE:HD12	12	1.76
(1,33)	1:A:55:SER:O	2:B:80:ILE:HD13	12	1.76
(1,33)	1:A:55:SER:O	2:B:80:ILE:HG12	12	1.76
(1,33)	1:A:55:SER:O	2:B:80:ILE:HG13	12	1.76
(1,33)	1:A:55:SER:O	2:B:80:ILE:HG21	12	1.76
(1,33)	1:A:55:SER:O	2:B:80:ILE:HG22	12	1.76
(1,33)	1:A:55:SER:O	2:B:80:ILE:HG23	12	1.76
(1,33)	1:A:55:SER:O	2:B:80:ILE:N	12	1.76
(1,33)	1:A:55:SER:O	2:B:80:ILE:O	12	1.76
(1,33)	1:A:55:SER:O	2:B:84:GLN:C	12	1.76
(1,33)	1:A:55:SER:O	2:B:84:GLN:CA	12	1.76
(1,33)	1:A:55:SER:O	2:B:84:GLN:CB	12	1.76
(1,33)	1:A:55:SER:O	2:B:84:GLN:CD	12	1.76
(1,33)	1:A:55:SER:O	2:B:84:GLN:CG	12	1.76
(1,33)	1:A:55:SER:O	2:B:84:GLN:H	12	1.76
(1,33)	1:A:55:SER:O	2:B:84:GLN:HA	12	1.76
(1,33)	1:A:55:SER:O	2:B:84:GLN:HB2	12	1.76
(1,33)	1:A:55:SER:O	2:B:84:GLN:HB3	12	1.76
(1,33)	1:A:55:SER:O	2:B:84:GLN:HE21	12	1.76
(1,33)	1:A:55:SER:O	2:B:84:GLN:HE22	12	1.76
(1,33)	1:A:55:SER:O	2:B:84:GLN:HG2	12	1.76
(1,33)	1:A:55:SER:O	2:B:84:GLN:HG3	12	1.76
(1,33)	1:A:55:SER:O	2:B:84:GLN:N	12	1.76
(1,33)	1:A:55:SER:O	2:B:84:GLN:NE2	12	1.76
(1,33)	1:A:55:SER:O	2:B:84:GLN:O	12	1.76
(1,33)	1:A:55:SER:O	2:B:84:GLN:OE1	12	1.76
(1,33)	1:A:55:SER:O	2:B:97:THR:C	12	1.76
(1,33)	1:A:55:SER:O	2:B:97:THR:CA	12	1.76
(1,33)	1:A:55:SER:O	2:B:97:THR:CB	12	1.76
(1,33)	1:A:55:SER:O	2:B:97:THR:CG2	12	1.76
(1,33)	1:A:55:SER:O	2:B:97:THR:H	12	1.76
(1,33)	1:A:55:SER:O	2:B:97:THR:HA	12	1.76
(1,33)	1:A:55:SER:O	2:B:97:THR:HB	12	1.76
(1,33)	1:A:55:SER:O	2:B:97:THR:HG1	12	1.76
(1,33)	1:A:55:SER:O	2:B:97:THR:HG21	12	1.76
(1,33)	1:A:55:SER:O	2:B:97:THR:HG22	12	1.76
(1,33)	1:A:55:SER:O	2:B:97:THR:HG23	12	1.76
(1,33)	1:A:55:SER:O	2:B:97:THR:N	12	1.76
(1,33)	1:A:55:SER:O	2:B:97:THR:O	12	1.76
(1,33)	1:A:55:SER:O	2:B:97:THR:OG1	12	1.76

*Continued on next page...*

*Continued from previous page...*

Key	Atom-1	Atom-2	Model ID	Violation (Å)
(1,33)	1:A:55:SER:O	2:B:99:HIS:C	12	1.76
(1,33)	1:A:55:SER:O	2:B:99:HIS:CA	12	1.76
(1,33)	1:A:55:SER:O	2:B:99:HIS:CB	12	1.76
(1,33)	1:A:55:SER:O	2:B:99:HIS:CD2	12	1.76
(1,33)	1:A:55:SER:O	2:B:99:HIS:CE1	12	1.76
(1,33)	1:A:55:SER:O	2:B:99:HIS:CG	12	1.76
(1,33)	1:A:55:SER:O	2:B:99:HIS:H	12	1.76
(1,33)	1:A:55:SER:O	2:B:99:HIS:HA	12	1.76
(1,33)	1:A:55:SER:O	2:B:99:HIS:HB2	12	1.76
(1,33)	1:A:55:SER:O	2:B:99:HIS:HB3	12	1.76
(1,33)	1:A:55:SER:O	2:B:99:HIS:HD1	12	1.76
(1,33)	1:A:55:SER:O	2:B:99:HIS:HD2	12	1.76
(1,33)	1:A:55:SER:O	2:B:99:HIS:HE1	12	1.76
(1,33)	1:A:55:SER:O	2:B:99:HIS:HE2	12	1.76
(1,33)	1:A:55:SER:O	2:B:99:HIS:N	12	1.76
(1,33)	1:A:55:SER:O	2:B:99:HIS:ND1	12	1.76
(1,33)	1:A:55:SER:O	2:B:99:HIS:NE2	12	1.76
(1,33)	1:A:55:SER:O	2:B:99:HIS:O	12	1.76
(1,33)	1:A:55:SER:O	2:B:101:VAL:C	12	1.76
(1,33)	1:A:55:SER:O	2:B:101:VAL:CA	12	1.76
(1,33)	1:A:55:SER:O	2:B:101:VAL:CB	12	1.76
(1,33)	1:A:55:SER:O	2:B:101:VAL:CG1	12	1.76
(1,33)	1:A:55:SER:O	2:B:101:VAL:CG2	12	1.76
(1,33)	1:A:55:SER:O	2:B:101:VAL:H	12	1.76
(1,33)	1:A:55:SER:O	2:B:101:VAL:HA	12	1.76
(1,33)	1:A:55:SER:O	2:B:101:VAL:HB	12	1.76
(1,33)	1:A:55:SER:O	2:B:101:VAL:HG11	12	1.76
(1,33)	1:A:55:SER:O	2:B:101:VAL:HG12	12	1.76
(1,33)	1:A:55:SER:O	2:B:101:VAL:HG13	12	1.76
(1,33)	1:A:55:SER:O	2:B:101:VAL:HG21	12	1.76
(1,33)	1:A:55:SER:O	2:B:101:VAL:HG22	12	1.76
(1,33)	1:A:55:SER:O	2:B:101:VAL:HG23	12	1.76
(1,33)	1:A:55:SER:O	2:B:101:VAL:N	12	1.76
(1,33)	1:A:55:SER:O	2:B:101:VAL:O	12	1.76
(1,33)	1:A:55:SER:OG	2:B:75:ILE:C	12	1.76
(1,33)	1:A:55:SER:OG	2:B:75:ILE:CA	12	1.76
(1,33)	1:A:55:SER:OG	2:B:75:ILE:CB	12	1.76
(1,33)	1:A:55:SER:OG	2:B:75:ILE:CD1	12	1.76
(1,33)	1:A:55:SER:OG	2:B:75:ILE:CG1	12	1.76
(1,33)	1:A:55:SER:OG	2:B:75:ILE:CG2	12	1.76
(1,33)	1:A:55:SER:OG	2:B:75:ILE:H	12	1.76
(1,33)	1:A:55:SER:OG	2:B:75:ILE:HA	12	1.76

*Continued on next page...*

*Continued from previous page...*

Key	Atom-1	Atom-2	Model ID	Violation (Å)
(1,33)	1:A:55:SER:OG	2:B:75:ILE:HB	12	1.76
(1,33)	1:A:55:SER:OG	2:B:75:ILE:HD11	12	1.76
(1,33)	1:A:55:SER:OG	2:B:75:ILE:HD12	12	1.76
(1,33)	1:A:55:SER:OG	2:B:75:ILE:HD13	12	1.76
(1,33)	1:A:55:SER:OG	2:B:75:ILE:HG12	12	1.76
(1,33)	1:A:55:SER:OG	2:B:75:ILE:HG13	12	1.76
(1,33)	1:A:55:SER:OG	2:B:75:ILE:HG21	12	1.76
(1,33)	1:A:55:SER:OG	2:B:75:ILE:HG22	12	1.76
(1,33)	1:A:55:SER:OG	2:B:75:ILE:HG23	12	1.76
(1,33)	1:A:55:SER:OG	2:B:75:ILE:N	12	1.76
(1,33)	1:A:55:SER:OG	2:B:75:ILE:O	12	1.76
(1,33)	1:A:55:SER:OG	2:B:77:ALA:C	12	1.76
(1,33)	1:A:55:SER:OG	2:B:77:ALA:CA	12	1.76
(1,33)	1:A:55:SER:OG	2:B:77:ALA:CB	12	1.76
(1,33)	1:A:55:SER:OG	2:B:77:ALA:H	12	1.76
(1,33)	1:A:55:SER:OG	2:B:77:ALA:HA	12	1.76
(1,33)	1:A:55:SER:OG	2:B:77:ALA:HB1	12	1.76
(1,33)	1:A:55:SER:OG	2:B:77:ALA:HB2	12	1.76
(1,33)	1:A:55:SER:OG	2:B:77:ALA:HB3	12	1.76
(1,33)	1:A:55:SER:OG	2:B:77:ALA:N	12	1.76
(1,33)	1:A:55:SER:OG	2:B:77:ALA:O	12	1.76
(1,33)	1:A:55:SER:OG	2:B:78:GLY:C	12	1.76
(1,33)	1:A:55:SER:OG	2:B:78:GLY:CA	12	1.76
(1,33)	1:A:55:SER:OG	2:B:78:GLY:H	12	1.76
(1,33)	1:A:55:SER:OG	2:B:78:GLY:HA2	12	1.76
(1,33)	1:A:55:SER:OG	2:B:78:GLY:HA3	12	1.76
(1,33)	1:A:55:SER:OG	2:B:78:GLY:N	12	1.76
(1,33)	1:A:55:SER:OG	2:B:78:GLY:O	12	1.76
(1,33)	1:A:55:SER:OG	2:B:79:LYS:C	12	1.76
(1,33)	1:A:55:SER:OG	2:B:79:LYS:CA	12	1.76
(1,33)	1:A:55:SER:OG	2:B:79:LYS:CB	12	1.76
(1,33)	1:A:55:SER:OG	2:B:79:LYS:CD	12	1.76
(1,33)	1:A:55:SER:OG	2:B:79:LYS:CE	12	1.76
(1,33)	1:A:55:SER:OG	2:B:79:LYS:CG	12	1.76
(1,33)	1:A:55:SER:OG	2:B:79:LYS:H	12	1.76
(1,33)	1:A:55:SER:OG	2:B:79:LYS:HA	12	1.76
(1,33)	1:A:55:SER:OG	2:B:79:LYS:HB2	12	1.76
(1,33)	1:A:55:SER:OG	2:B:79:LYS:HB3	12	1.76
(1,33)	1:A:55:SER:OG	2:B:79:LYS:HD2	12	1.76
(1,33)	1:A:55:SER:OG	2:B:79:LYS:HD3	12	1.76
(1,33)	1:A:55:SER:OG	2:B:79:LYS:HE2	12	1.76
(1,33)	1:A:55:SER:OG	2:B:79:LYS:HE3	12	1.76

*Continued on next page...*

*Continued from previous page...*

Key	Atom-1	Atom-2	Model ID	Violation (Å)
(1,33)	1:A:55:SER:OG	2:B:79:LYS:HG2	12	1.76
(1,33)	1:A:55:SER:OG	2:B:79:LYS:HG3	12	1.76
(1,33)	1:A:55:SER:OG	2:B:79:LYS:HZ1	12	1.76
(1,33)	1:A:55:SER:OG	2:B:79:LYS:HZ2	12	1.76
(1,33)	1:A:55:SER:OG	2:B:79:LYS:HZ3	12	1.76
(1,33)	1:A:55:SER:OG	2:B:79:LYS:N	12	1.76
(1,33)	1:A:55:SER:OG	2:B:79:LYS:NZ	12	1.76
(1,33)	1:A:55:SER:OG	2:B:79:LYS:O	12	1.76
(1,33)	1:A:55:SER:OG	2:B:80:ILE:C	12	1.76
(1,33)	1:A:55:SER:OG	2:B:80:ILE:CA	12	1.76
(1,33)	1:A:55:SER:OG	2:B:80:ILE:CB	12	1.76
(1,33)	1:A:55:SER:OG	2:B:80:ILE:CD1	12	1.76
(1,33)	1:A:55:SER:OG	2:B:80:ILE:CG1	12	1.76
(1,33)	1:A:55:SER:OG	2:B:80:ILE:CG2	12	1.76
(1,33)	1:A:55:SER:OG	2:B:80:ILE:H	12	1.76
(1,33)	1:A:55:SER:OG	2:B:80:ILE:HA	12	1.76
(1,33)	1:A:55:SER:OG	2:B:80:ILE:HB	12	1.76
(1,33)	1:A:55:SER:OG	2:B:80:ILE:HD11	12	1.76
(1,33)	1:A:55:SER:OG	2:B:80:ILE:HD12	12	1.76
(1,33)	1:A:55:SER:OG	2:B:80:ILE:HD13	12	1.76
(1,33)	1:A:55:SER:OG	2:B:80:ILE:HG12	12	1.76
(1,33)	1:A:55:SER:OG	2:B:80:ILE:HG13	12	1.76
(1,33)	1:A:55:SER:OG	2:B:80:ILE:HG21	12	1.76
(1,33)	1:A:55:SER:OG	2:B:80:ILE:HG22	12	1.76
(1,33)	1:A:55:SER:OG	2:B:80:ILE:HG23	12	1.76
(1,33)	1:A:55:SER:OG	2:B:80:ILE:N	12	1.76
(1,33)	1:A:55:SER:OG	2:B:80:ILE:O	12	1.76
(1,33)	1:A:55:SER:OG	2:B:84:GLN:C	12	1.76
(1,33)	1:A:55:SER:OG	2:B:84:GLN:CA	12	1.76
(1,33)	1:A:55:SER:OG	2:B:84:GLN:CB	12	1.76
(1,33)	1:A:55:SER:OG	2:B:84:GLN:CD	12	1.76
(1,33)	1:A:55:SER:OG	2:B:84:GLN:CG	12	1.76
(1,33)	1:A:55:SER:OG	2:B:84:GLN:H	12	1.76
(1,33)	1:A:55:SER:OG	2:B:84:GLN:HA	12	1.76
(1,33)	1:A:55:SER:OG	2:B:84:GLN:HB2	12	1.76
(1,33)	1:A:55:SER:OG	2:B:84:GLN:HB3	12	1.76
(1,33)	1:A:55:SER:OG	2:B:84:GLN:HE21	12	1.76
(1,33)	1:A:55:SER:OG	2:B:84:GLN:HE22	12	1.76
(1,33)	1:A:55:SER:OG	2:B:84:GLN:HG2	12	1.76
(1,33)	1:A:55:SER:OG	2:B:84:GLN:HG3	12	1.76
(1,33)	1:A:55:SER:OG	2:B:84:GLN:N	12	1.76
(1,33)	1:A:55:SER:OG	2:B:84:GLN:NE2	12	1.76

*Continued on next page...*

*Continued from previous page...*

Key	Atom-1	Atom-2	Model ID	Violation (Å)
(1,33)	1:A:55:SER:OG	2:B:84:GLN:O	12	1.76
(1,33)	1:A:55:SER:OG	2:B:84:GLN:OE1	12	1.76
(1,33)	1:A:55:SER:OG	2:B:97:THR:C	12	1.76
(1,33)	1:A:55:SER:OG	2:B:97:THR:CA	12	1.76
(1,33)	1:A:55:SER:OG	2:B:97:THR:CB	12	1.76
(1,33)	1:A:55:SER:OG	2:B:97:THR:CG2	12	1.76
(1,33)	1:A:55:SER:OG	2:B:97:THR:H	12	1.76
(1,33)	1:A:55:SER:OG	2:B:97:THR:HA	12	1.76
(1,33)	1:A:55:SER:OG	2:B:97:THR:HB	12	1.76
(1,33)	1:A:55:SER:OG	2:B:97:THR:HG1	12	1.76
(1,33)	1:A:55:SER:OG	2:B:97:THR:HG21	12	1.76
(1,33)	1:A:55:SER:OG	2:B:97:THR:HG22	12	1.76
(1,33)	1:A:55:SER:OG	2:B:97:THR:HG23	12	1.76
(1,33)	1:A:55:SER:OG	2:B:97:THR:N	12	1.76
(1,33)	1:A:55:SER:OG	2:B:97:THR:O	12	1.76
(1,33)	1:A:55:SER:OG	2:B:97:THR:OG1	12	1.76
(1,33)	1:A:55:SER:OG	2:B:99:HIS:C	12	1.76
(1,33)	1:A:55:SER:OG	2:B:99:HIS:CA	12	1.76
(1,33)	1:A:55:SER:OG	2:B:99:HIS:CB	12	1.76
(1,33)	1:A:55:SER:OG	2:B:99:HIS:CD2	12	1.76
(1,33)	1:A:55:SER:OG	2:B:99:HIS:CE1	12	1.76
(1,33)	1:A:55:SER:OG	2:B:99:HIS:CG	12	1.76
(1,33)	1:A:55:SER:OG	2:B:99:HIS:H	12	1.76
(1,33)	1:A:55:SER:OG	2:B:99:HIS:HA	12	1.76
(1,33)	1:A:55:SER:OG	2:B:99:HIS:HB2	12	1.76
(1,33)	1:A:55:SER:OG	2:B:99:HIS:HB3	12	1.76
(1,33)	1:A:55:SER:OG	2:B:99:HIS:HD1	12	1.76
(1,33)	1:A:55:SER:OG	2:B:99:HIS:HD2	12	1.76
(1,33)	1:A:55:SER:OG	2:B:99:HIS:HE1	12	1.76
(1,33)	1:A:55:SER:OG	2:B:99:HIS:HE2	12	1.76
(1,33)	1:A:55:SER:OG	2:B:99:HIS:N	12	1.76
(1,33)	1:A:55:SER:OG	2:B:99:HIS:ND1	12	1.76
(1,33)	1:A:55:SER:OG	2:B:99:HIS:NE2	12	1.76
(1,33)	1:A:55:SER:OG	2:B:99:HIS:O	12	1.76
(1,33)	1:A:55:SER:OG	2:B:101:VAL:C	12	1.76
(1,33)	1:A:55:SER:OG	2:B:101:VAL:CA	12	1.76
(1,33)	1:A:55:SER:OG	2:B:101:VAL:CB	12	1.76
(1,33)	1:A:55:SER:OG	2:B:101:VAL:CG1	12	1.76
(1,33)	1:A:55:SER:OG	2:B:101:VAL:CG2	12	1.76
(1,33)	1:A:55:SER:OG	2:B:101:VAL:H	12	1.76
(1,33)	1:A:55:SER:OG	2:B:101:VAL:HA	12	1.76
(1,33)	1:A:55:SER:OG	2:B:101:VAL:HB	12	1.76

*Continued on next page...*



*Continued from previous page...*

Key	Atom-1	Atom-2	Model ID	Violation (Å)
(1,33)	1:A:55:SER:OG	2:B:101:VAL:HG11	12	1.76
(1,33)	1:A:55:SER:OG	2:B:101:VAL:HG12	12	1.76
(1,33)	1:A:55:SER:OG	2:B:101:VAL:HG13	12	1.76
(1,33)	1:A:55:SER:OG	2:B:101:VAL:HG21	12	1.76
(1,33)	1:A:55:SER:OG	2:B:101:VAL:HG22	12	1.76
(1,33)	1:A:55:SER:OG	2:B:101:VAL:HG23	12	1.76
(1,33)	1:A:55:SER:OG	2:B:101:VAL:N	12	1.76
(1,33)	1:A:55:SER:OG	2:B:101:VAL:O	12	1.76
(1,37)	1:A:104:ARG:C	2:B:75:ILE:C	5	1.75
(1,37)	1:A:104:ARG:C	2:B:75:ILE:CA	5	1.75
(1,37)	1:A:104:ARG:C	2:B:75:ILE:CB	5	1.75
(1,37)	1:A:104:ARG:C	2:B:75:ILE:CD1	5	1.75
(1,37)	1:A:104:ARG:C	2:B:75:ILE:CG1	5	1.75
(1,37)	1:A:104:ARG:C	2:B:75:ILE:CG2	5	1.75
(1,37)	1:A:104:ARG:C	2:B:75:ILE:H	5	1.75
(1,37)	1:A:104:ARG:C	2:B:75:ILE:HA	5	1.75
(1,37)	1:A:104:ARG:C	2:B:75:ILE:HB	5	1.75
(1,37)	1:A:104:ARG:C	2:B:75:ILE:HD11	5	1.75
(1,37)	1:A:104:ARG:C	2:B:75:ILE:HD12	5	1.75
(1,37)	1:A:104:ARG:C	2:B:75:ILE:HD13	5	1.75
(1,37)	1:A:104:ARG:C	2:B:75:ILE:HG12	5	1.75
(1,37)	1:A:104:ARG:C	2:B:75:ILE:HG13	5	1.75
(1,37)	1:A:104:ARG:C	2:B:75:ILE:HG21	5	1.75
(1,37)	1:A:104:ARG:C	2:B:75:ILE:HG22	5	1.75
(1,37)	1:A:104:ARG:C	2:B:75:ILE:HG23	5	1.75
(1,37)	1:A:104:ARG:C	2:B:75:ILE:N	5	1.75
(1,37)	1:A:104:ARG:C	2:B:75:ILE:O	5	1.75
(1,37)	1:A:104:ARG:C	2:B:77:ALA:C	5	1.75
(1,37)	1:A:104:ARG:C	2:B:77:ALA:CA	5	1.75
(1,37)	1:A:104:ARG:C	2:B:77:ALA:CB	5	1.75
(1,37)	1:A:104:ARG:C	2:B:77:ALA:H	5	1.75
(1,37)	1:A:104:ARG:C	2:B:77:ALA:HA	5	1.75
(1,37)	1:A:104:ARG:C	2:B:77:ALA:HB1	5	1.75
(1,37)	1:A:104:ARG:C	2:B:77:ALA:HB2	5	1.75
(1,37)	1:A:104:ARG:C	2:B:77:ALA:HB3	5	1.75
(1,37)	1:A:104:ARG:C	2:B:77:ALA:N	5	1.75
(1,37)	1:A:104:ARG:C	2:B:77:ALA:O	5	1.75
(1,37)	1:A:104:ARG:C	2:B:78:GLY:C	5	1.75
(1,37)	1:A:104:ARG:C	2:B:78:GLY:CA	5	1.75
(1,37)	1:A:104:ARG:C	2:B:78:GLY:H	5	1.75
(1,37)	1:A:104:ARG:C	2:B:78:GLY:HA2	5	1.75
(1,37)	1:A:104:ARG:C	2:B:78:GLY:HA3	5	1.75

*Continued on next page...*

*Continued from previous page...*

Key	Atom-1	Atom-2	Model ID	Violation (Å)
(1,37)	1:A:104:ARG:C	2:B:78:GLY:N	5	1.75
(1,37)	1:A:104:ARG:C	2:B:78:GLY:O	5	1.75
(1,37)	1:A:104:ARG:C	2:B:79:LYS:C	5	1.75
(1,37)	1:A:104:ARG:C	2:B:79:LYS:CA	5	1.75
(1,37)	1:A:104:ARG:C	2:B:79:LYS:CB	5	1.75
(1,37)	1:A:104:ARG:C	2:B:79:LYS:CD	5	1.75
(1,37)	1:A:104:ARG:C	2:B:79:LYS:CE	5	1.75
(1,37)	1:A:104:ARG:C	2:B:79:LYS:CG	5	1.75
(1,37)	1:A:104:ARG:C	2:B:79:LYS:H	5	1.75
(1,37)	1:A:104:ARG:C	2:B:79:LYS:HA	5	1.75
(1,37)	1:A:104:ARG:C	2:B:79:LYS:HB2	5	1.75
(1,37)	1:A:104:ARG:C	2:B:79:LYS:HB3	5	1.75
(1,37)	1:A:104:ARG:C	2:B:79:LYS:HD2	5	1.75
(1,37)	1:A:104:ARG:C	2:B:79:LYS:HD3	5	1.75
(1,37)	1:A:104:ARG:C	2:B:79:LYS:HE2	5	1.75
(1,37)	1:A:104:ARG:C	2:B:79:LYS:HE3	5	1.75
(1,37)	1:A:104:ARG:C	2:B:79:LYS:HG2	5	1.75
(1,37)	1:A:104:ARG:C	2:B:79:LYS:HG3	5	1.75
(1,37)	1:A:104:ARG:C	2:B:79:LYS:HZ1	5	1.75
(1,37)	1:A:104:ARG:C	2:B:79:LYS:HZ2	5	1.75
(1,37)	1:A:104:ARG:C	2:B:79:LYS:HZ3	5	1.75
(1,37)	1:A:104:ARG:C	2:B:79:LYS:N	5	1.75
(1,37)	1:A:104:ARG:C	2:B:79:LYS:NZ	5	1.75
(1,37)	1:A:104:ARG:C	2:B:79:LYS:O	5	1.75
(1,37)	1:A:104:ARG:C	2:B:80:ILE:C	5	1.75
(1,37)	1:A:104:ARG:C	2:B:80:ILE:CA	5	1.75
(1,37)	1:A:104:ARG:C	2:B:80:ILE:CB	5	1.75
(1,37)	1:A:104:ARG:C	2:B:80:ILE:CD1	5	1.75
(1,37)	1:A:104:ARG:C	2:B:80:ILE:CG1	5	1.75
(1,37)	1:A:104:ARG:C	2:B:80:ILE:CG2	5	1.75
(1,37)	1:A:104:ARG:C	2:B:80:ILE:H	5	1.75
(1,37)	1:A:104:ARG:C	2:B:80:ILE:HA	5	1.75
(1,37)	1:A:104:ARG:C	2:B:80:ILE:HB	5	1.75
(1,37)	1:A:104:ARG:C	2:B:80:ILE:HD11	5	1.75
(1,37)	1:A:104:ARG:C	2:B:80:ILE:HD12	5	1.75
(1,37)	1:A:104:ARG:C	2:B:80:ILE:HD13	5	1.75
(1,37)	1:A:104:ARG:C	2:B:80:ILE:HG12	5	1.75
(1,37)	1:A:104:ARG:C	2:B:80:ILE:HG13	5	1.75
(1,37)	1:A:104:ARG:C	2:B:80:ILE:HG21	5	1.75
(1,37)	1:A:104:ARG:C	2:B:80:ILE:HG22	5	1.75
(1,37)	1:A:104:ARG:C	2:B:80:ILE:HG23	5	1.75
(1,37)	1:A:104:ARG:C	2:B:80:ILE:N	5	1.75

*Continued on next page...*

*Continued from previous page...*

Key	Atom-1	Atom-2	Model ID	Violation (Å)
(1,37)	1:A:104:ARG:C	2:B:80:ILE:O	5	1.75
(1,37)	1:A:104:ARG:C	2:B:84:GLN:C	5	1.75
(1,37)	1:A:104:ARG:C	2:B:84:GLN:CA	5	1.75
(1,37)	1:A:104:ARG:C	2:B:84:GLN:CB	5	1.75
(1,37)	1:A:104:ARG:C	2:B:84:GLN:CD	5	1.75
(1,37)	1:A:104:ARG:C	2:B:84:GLN:CG	5	1.75
(1,37)	1:A:104:ARG:C	2:B:84:GLN:H	5	1.75
(1,37)	1:A:104:ARG:C	2:B:84:GLN:HA	5	1.75
(1,37)	1:A:104:ARG:C	2:B:84:GLN:HB2	5	1.75
(1,37)	1:A:104:ARG:C	2:B:84:GLN:HB3	5	1.75
(1,37)	1:A:104:ARG:C	2:B:84:GLN:HE21	5	1.75
(1,37)	1:A:104:ARG:C	2:B:84:GLN:HE22	5	1.75
(1,37)	1:A:104:ARG:C	2:B:84:GLN:HG2	5	1.75
(1,37)	1:A:104:ARG:C	2:B:84:GLN:HG3	5	1.75
(1,37)	1:A:104:ARG:C	2:B:84:GLN:N	5	1.75
(1,37)	1:A:104:ARG:C	2:B:84:GLN:NE2	5	1.75
(1,37)	1:A:104:ARG:C	2:B:84:GLN:O	5	1.75
(1,37)	1:A:104:ARG:C	2:B:84:GLN:OE1	5	1.75
(1,37)	1:A:104:ARG:C	2:B:97:THR:C	5	1.75
(1,37)	1:A:104:ARG:C	2:B:97:THR:CA	5	1.75
(1,37)	1:A:104:ARG:C	2:B:97:THR:CB	5	1.75
(1,37)	1:A:104:ARG:C	2:B:97:THR:CG2	5	1.75
(1,37)	1:A:104:ARG:C	2:B:97:THR:H	5	1.75
(1,37)	1:A:104:ARG:C	2:B:97:THR:HA	5	1.75
(1,37)	1:A:104:ARG:C	2:B:97:THR:HB	5	1.75
(1,37)	1:A:104:ARG:C	2:B:97:THR:HG1	5	1.75
(1,37)	1:A:104:ARG:C	2:B:97:THR:HG21	5	1.75
(1,37)	1:A:104:ARG:C	2:B:97:THR:HG22	5	1.75
(1,37)	1:A:104:ARG:C	2:B:97:THR:HG23	5	1.75
(1,37)	1:A:104:ARG:C	2:B:97:THR:N	5	1.75
(1,37)	1:A:104:ARG:C	2:B:97:THR:O	5	1.75
(1,37)	1:A:104:ARG:C	2:B:97:THR:OG1	5	1.75
(1,37)	1:A:104:ARG:C	2:B:99:HIS:C	5	1.75
(1,37)	1:A:104:ARG:C	2:B:99:HIS:CA	5	1.75
(1,37)	1:A:104:ARG:C	2:B:99:HIS:CB	5	1.75
(1,37)	1:A:104:ARG:C	2:B:99:HIS:CD2	5	1.75
(1,37)	1:A:104:ARG:C	2:B:99:HIS:CE1	5	1.75
(1,37)	1:A:104:ARG:C	2:B:99:HIS:CG	5	1.75
(1,37)	1:A:104:ARG:C	2:B:99:HIS:H	5	1.75
(1,37)	1:A:104:ARG:C	2:B:99:HIS:HA	5	1.75
(1,37)	1:A:104:ARG:C	2:B:99:HIS:HB2	5	1.75
(1,37)	1:A:104:ARG:C	2:B:99:HIS:HB3	5	1.75

*Continued on next page...*

*Continued from previous page...*

Key	Atom-1	Atom-2	Model ID	Violation (Å)
(1,37)	1:A:104:ARG:C	2:B:99:HIS:HD1	5	1.75
(1,37)	1:A:104:ARG:C	2:B:99:HIS:HD2	5	1.75
(1,37)	1:A:104:ARG:C	2:B:99:HIS:HE1	5	1.75
(1,37)	1:A:104:ARG:C	2:B:99:HIS:HE2	5	1.75
(1,37)	1:A:104:ARG:C	2:B:99:HIS:N	5	1.75
(1,37)	1:A:104:ARG:C	2:B:99:HIS:ND1	5	1.75
(1,37)	1:A:104:ARG:C	2:B:99:HIS:NE2	5	1.75
(1,37)	1:A:104:ARG:C	2:B:99:HIS:O	5	1.75
(1,37)	1:A:104:ARG:C	2:B:101:VAL:C	5	1.75
(1,37)	1:A:104:ARG:C	2:B:101:VAL:CA	5	1.75
(1,37)	1:A:104:ARG:C	2:B:101:VAL:CB	5	1.75
(1,37)	1:A:104:ARG:C	2:B:101:VAL:CG1	5	1.75
(1,37)	1:A:104:ARG:C	2:B:101:VAL:CG2	5	1.75
(1,37)	1:A:104:ARG:C	2:B:101:VAL:H	5	1.75
(1,37)	1:A:104:ARG:C	2:B:101:VAL:HA	5	1.75
(1,37)	1:A:104:ARG:C	2:B:101:VAL:HB	5	1.75
(1,37)	1:A:104:ARG:C	2:B:101:VAL:HG11	5	1.75
(1,37)	1:A:104:ARG:C	2:B:101:VAL:HG12	5	1.75
(1,37)	1:A:104:ARG:C	2:B:101:VAL:HG13	5	1.75
(1,37)	1:A:104:ARG:C	2:B:101:VAL:HG21	5	1.75
(1,37)	1:A:104:ARG:C	2:B:101:VAL:HG22	5	1.75
(1,37)	1:A:104:ARG:C	2:B:101:VAL:HG23	5	1.75
(1,37)	1:A:104:ARG:C	2:B:101:VAL:N	5	1.75
(1,37)	1:A:104:ARG:C	2:B:101:VAL:O	5	1.75
(1,37)	1:A:104:ARG:CA	2:B:75:ILE:C	5	1.75
(1,37)	1:A:104:ARG:CA	2:B:75:ILE:CA	5	1.75
(1,37)	1:A:104:ARG:CA	2:B:75:ILE:CB	5	1.75
(1,37)	1:A:104:ARG:CA	2:B:75:ILE:CD1	5	1.75
(1,37)	1:A:104:ARG:CA	2:B:75:ILE:CG1	5	1.75
(1,37)	1:A:104:ARG:CA	2:B:75:ILE:CG2	5	1.75
(1,37)	1:A:104:ARG:CA	2:B:75:ILE:H	5	1.75
(1,37)	1:A:104:ARG:CA	2:B:75:ILE:HA	5	1.75
(1,37)	1:A:104:ARG:CA	2:B:75:ILE:HB	5	1.75
(1,37)	1:A:104:ARG:CA	2:B:75:ILE:HD11	5	1.75
(1,37)	1:A:104:ARG:CA	2:B:75:ILE:HD12	5	1.75
(1,37)	1:A:104:ARG:CA	2:B:75:ILE:HD13	5	1.75
(1,37)	1:A:104:ARG:CA	2:B:75:ILE:HG12	5	1.75
(1,37)	1:A:104:ARG:CA	2:B:75:ILE:HG13	5	1.75
(1,37)	1:A:104:ARG:CA	2:B:75:ILE:HG21	5	1.75
(1,37)	1:A:104:ARG:CA	2:B:75:ILE:HG22	5	1.75
(1,37)	1:A:104:ARG:CA	2:B:75:ILE:HG23	5	1.75
(1,37)	1:A:104:ARG:CA	2:B:75:ILE:N	5	1.75

*Continued on next page...*

*Continued from previous page...*

Key	Atom-1	Atom-2	Model ID	Violation (Å)
(1,37)	1:A:104:ARG:CA	2:B:75:ILE:O	5	1.75
(1,37)	1:A:104:ARG:CA	2:B:77:ALA:C	5	1.75
(1,37)	1:A:104:ARG:CA	2:B:77:ALA:CA	5	1.75
(1,37)	1:A:104:ARG:CA	2:B:77:ALA:CB	5	1.75
(1,37)	1:A:104:ARG:CA	2:B:77:ALA:H	5	1.75
(1,37)	1:A:104:ARG:CA	2:B:77:ALA:HA	5	1.75
(1,37)	1:A:104:ARG:CA	2:B:77:ALA:HB1	5	1.75
(1,37)	1:A:104:ARG:CA	2:B:77:ALA:HB2	5	1.75
(1,37)	1:A:104:ARG:CA	2:B:77:ALA:HB3	5	1.75
(1,37)	1:A:104:ARG:CA	2:B:77:ALA:N	5	1.75
(1,37)	1:A:104:ARG:CA	2:B:77:ALA:O	5	1.75
(1,37)	1:A:104:ARG:CA	2:B:78:GLY:C	5	1.75
(1,37)	1:A:104:ARG:CA	2:B:78:GLY:CA	5	1.75
(1,37)	1:A:104:ARG:CA	2:B:78:GLY:H	5	1.75
(1,37)	1:A:104:ARG:CA	2:B:78:GLY:HA2	5	1.75
(1,37)	1:A:104:ARG:CA	2:B:78:GLY:HA3	5	1.75
(1,37)	1:A:104:ARG:CA	2:B:78:GLY:N	5	1.75
(1,37)	1:A:104:ARG:CA	2:B:78:GLY:O	5	1.75
(1,37)	1:A:104:ARG:CA	2:B:79:LYS:C	5	1.75
(1,37)	1:A:104:ARG:CA	2:B:79:LYS:CA	5	1.75
(1,37)	1:A:104:ARG:CA	2:B:79:LYS:CB	5	1.75
(1,37)	1:A:104:ARG:CA	2:B:79:LYS:CD	5	1.75
(1,37)	1:A:104:ARG:CA	2:B:79:LYS:CE	5	1.75
(1,37)	1:A:104:ARG:CA	2:B:79:LYS:CG	5	1.75
(1,37)	1:A:104:ARG:CA	2:B:79:LYS:H	5	1.75
(1,37)	1:A:104:ARG:CA	2:B:79:LYS:HA	5	1.75
(1,37)	1:A:104:ARG:CA	2:B:79:LYS:HB2	5	1.75
(1,37)	1:A:104:ARG:CA	2:B:79:LYS:HB3	5	1.75
(1,37)	1:A:104:ARG:CA	2:B:79:LYS:HD2	5	1.75
(1,37)	1:A:104:ARG:CA	2:B:79:LYS:HD3	5	1.75
(1,37)	1:A:104:ARG:CA	2:B:79:LYS:HE2	5	1.75
(1,37)	1:A:104:ARG:CA	2:B:79:LYS:HE3	5	1.75
(1,37)	1:A:104:ARG:CA	2:B:79:LYS:HG2	5	1.75
(1,37)	1:A:104:ARG:CA	2:B:79:LYS:HG3	5	1.75
(1,37)	1:A:104:ARG:CA	2:B:79:LYS:HZ1	5	1.75
(1,37)	1:A:104:ARG:CA	2:B:79:LYS:HZ2	5	1.75
(1,37)	1:A:104:ARG:CA	2:B:79:LYS:HZ3	5	1.75
(1,37)	1:A:104:ARG:CA	2:B:79:LYS:N	5	1.75
(1,37)	1:A:104:ARG:CA	2:B:79:LYS:NZ	5	1.75
(1,37)	1:A:104:ARG:CA	2:B:79:LYS:O	5	1.75
(1,37)	1:A:104:ARG:CA	2:B:80:ILE:C	5	1.75
(1,37)	1:A:104:ARG:CA	2:B:80:ILE:CA	5	1.75

*Continued on next page...*

*Continued from previous page...*

Key	Atom-1	Atom-2	Model ID	Violation (Å)
(1,37)	1:A:104:ARG:CA	2:B:80:ILE:CB	5	1.75
(1,37)	1:A:104:ARG:CA	2:B:80:ILE:CD1	5	1.75
(1,37)	1:A:104:ARG:CA	2:B:80:ILE:CG1	5	1.75
(1,37)	1:A:104:ARG:CA	2:B:80:ILE:CG2	5	1.75
(1,37)	1:A:104:ARG:CA	2:B:80:ILE:H	5	1.75
(1,37)	1:A:104:ARG:CA	2:B:80:ILE:HA	5	1.75
(1,37)	1:A:104:ARG:CA	2:B:80:ILE:HB	5	1.75
(1,37)	1:A:104:ARG:CA	2:B:80:ILE:HD11	5	1.75
(1,37)	1:A:104:ARG:CA	2:B:80:ILE:HD12	5	1.75
(1,37)	1:A:104:ARG:CA	2:B:80:ILE:HD13	5	1.75
(1,37)	1:A:104:ARG:CA	2:B:80:ILE:HG12	5	1.75
(1,37)	1:A:104:ARG:CA	2:B:80:ILE:HG13	5	1.75
(1,37)	1:A:104:ARG:CA	2:B:80:ILE:HG21	5	1.75
(1,37)	1:A:104:ARG:CA	2:B:80:ILE:HG22	5	1.75
(1,37)	1:A:104:ARG:CA	2:B:80:ILE:HG23	5	1.75
(1,37)	1:A:104:ARG:CA	2:B:80:ILE:N	5	1.75
(1,37)	1:A:104:ARG:CA	2:B:80:ILE:O	5	1.75
(1,37)	1:A:104:ARG:CA	2:B:84:GLN:C	5	1.75
(1,37)	1:A:104:ARG:CA	2:B:84:GLN:CA	5	1.75
(1,37)	1:A:104:ARG:CA	2:B:84:GLN:CB	5	1.75
(1,37)	1:A:104:ARG:CA	2:B:84:GLN:CD	5	1.75
(1,37)	1:A:104:ARG:CA	2:B:84:GLN:CG	5	1.75
(1,37)	1:A:104:ARG:CA	2:B:84:GLN:H	5	1.75
(1,37)	1:A:104:ARG:CA	2:B:84:GLN:HA	5	1.75
(1,37)	1:A:104:ARG:CA	2:B:84:GLN:HB2	5	1.75
(1,37)	1:A:104:ARG:CA	2:B:84:GLN:HB3	5	1.75
(1,37)	1:A:104:ARG:CA	2:B:84:GLN:HE21	5	1.75
(1,37)	1:A:104:ARG:CA	2:B:84:GLN:HE22	5	1.75
(1,37)	1:A:104:ARG:CA	2:B:84:GLN:HG2	5	1.75
(1,37)	1:A:104:ARG:CA	2:B:84:GLN:HG3	5	1.75
(1,37)	1:A:104:ARG:CA	2:B:84:GLN:N	5	1.75
(1,37)	1:A:104:ARG:CA	2:B:84:GLN:NE2	5	1.75
(1,37)	1:A:104:ARG:CA	2:B:84:GLN:O	5	1.75
(1,37)	1:A:104:ARG:CA	2:B:84:GLN:OE1	5	1.75
(1,37)	1:A:104:ARG:CA	2:B:97:THR:C	5	1.75
(1,37)	1:A:104:ARG:CA	2:B:97:THR:CA	5	1.75
(1,37)	1:A:104:ARG:CA	2:B:97:THR:CB	5	1.75
(1,37)	1:A:104:ARG:CA	2:B:97:THR:CG2	5	1.75
(1,37)	1:A:104:ARG:CA	2:B:97:THR:H	5	1.75
(1,37)	1:A:104:ARG:CA	2:B:97:THR:HA	5	1.75
(1,37)	1:A:104:ARG:CA	2:B:97:THR:HB	5	1.75
(1,37)	1:A:104:ARG:CA	2:B:97:THR:HG1	5	1.75

*Continued on next page...*

*Continued from previous page...*

Key	Atom-1	Atom-2	Model ID	Violation (Å)
(1,37)	1:A:104:ARG:CA	2:B:97:THR:HG21	5	1.75
(1,37)	1:A:104:ARG:CA	2:B:97:THR:HG22	5	1.75
(1,37)	1:A:104:ARG:CA	2:B:97:THR:HG23	5	1.75
(1,37)	1:A:104:ARG:CA	2:B:97:THR:N	5	1.75
(1,37)	1:A:104:ARG:CA	2:B:97:THR:O	5	1.75
(1,37)	1:A:104:ARG:CA	2:B:97:THR:OG1	5	1.75
(1,37)	1:A:104:ARG:CA	2:B:99:HIS:C	5	1.75
(1,37)	1:A:104:ARG:CA	2:B:99:HIS:CA	5	1.75
(1,37)	1:A:104:ARG:CA	2:B:99:HIS:CB	5	1.75
(1,37)	1:A:104:ARG:CA	2:B:99:HIS:CD2	5	1.75
(1,37)	1:A:104:ARG:CA	2:B:99:HIS:CE1	5	1.75
(1,37)	1:A:104:ARG:CA	2:B:99:HIS:CG	5	1.75
(1,37)	1:A:104:ARG:CA	2:B:99:HIS:H	5	1.75
(1,37)	1:A:104:ARG:CA	2:B:99:HIS:HA	5	1.75
(1,37)	1:A:104:ARG:CA	2:B:99:HIS:HB2	5	1.75
(1,37)	1:A:104:ARG:CA	2:B:99:HIS:HB3	5	1.75
(1,37)	1:A:104:ARG:CA	2:B:99:HIS:HD1	5	1.75
(1,37)	1:A:104:ARG:CA	2:B:99:HIS:HD2	5	1.75
(1,37)	1:A:104:ARG:CA	2:B:99:HIS:HE1	5	1.75
(1,37)	1:A:104:ARG:CA	2:B:99:HIS:HE2	5	1.75
(1,37)	1:A:104:ARG:CA	2:B:99:HIS:N	5	1.75
(1,37)	1:A:104:ARG:CA	2:B:99:HIS:ND1	5	1.75
(1,37)	1:A:104:ARG:CA	2:B:99:HIS:NE2	5	1.75
(1,37)	1:A:104:ARG:CA	2:B:99:HIS:O	5	1.75
(1,37)	1:A:104:ARG:CA	2:B:101:VAL:C	5	1.75
(1,37)	1:A:104:ARG:CA	2:B:101:VAL:CA	5	1.75
(1,37)	1:A:104:ARG:CA	2:B:101:VAL:CB	5	1.75
(1,37)	1:A:104:ARG:CA	2:B:101:VAL:CG1	5	1.75
(1,37)	1:A:104:ARG:CA	2:B:101:VAL:CG2	5	1.75
(1,37)	1:A:104:ARG:CA	2:B:101:VAL:H	5	1.75
(1,37)	1:A:104:ARG:CA	2:B:101:VAL:HA	5	1.75
(1,37)	1:A:104:ARG:CA	2:B:101:VAL:HB	5	1.75
(1,37)	1:A:104:ARG:CA	2:B:101:VAL:HG11	5	1.75
(1,37)	1:A:104:ARG:CA	2:B:101:VAL:HG12	5	1.75
(1,37)	1:A:104:ARG:CA	2:B:101:VAL:HG13	5	1.75
(1,37)	1:A:104:ARG:CA	2:B:101:VAL:HG21	5	1.75
(1,37)	1:A:104:ARG:CA	2:B:101:VAL:HG22	5	1.75
(1,37)	1:A:104:ARG:CA	2:B:101:VAL:HG23	5	1.75
(1,37)	1:A:104:ARG:CA	2:B:101:VAL:N	5	1.75
(1,37)	1:A:104:ARG:CA	2:B:101:VAL:O	5	1.75
(1,37)	1:A:104:ARG:CB	2:B:75:ILE:C	5	1.75
(1,37)	1:A:104:ARG:CB	2:B:75:ILE:CA	5	1.75

*Continued on next page...*

*Continued from previous page...*

Key	Atom-1	Atom-2	Model ID	Violation (Å)
(1,37)	1:A:104:ARG:CB	2:B:75:ILE:CB	5	1.75
(1,37)	1:A:104:ARG:CB	2:B:75:ILE:CD1	5	1.75
(1,37)	1:A:104:ARG:CB	2:B:75:ILE:CG1	5	1.75
(1,37)	1:A:104:ARG:CB	2:B:75:ILE:CG2	5	1.75
(1,37)	1:A:104:ARG:CB	2:B:75:ILE:H	5	1.75
(1,37)	1:A:104:ARG:CB	2:B:75:ILE:HA	5	1.75
(1,37)	1:A:104:ARG:CB	2:B:75:ILE:HB	5	1.75
(1,37)	1:A:104:ARG:CB	2:B:75:ILE:HD11	5	1.75
(1,37)	1:A:104:ARG:CB	2:B:75:ILE:HD12	5	1.75
(1,37)	1:A:104:ARG:CB	2:B:75:ILE:HD13	5	1.75
(1,37)	1:A:104:ARG:CB	2:B:75:ILE:HG12	5	1.75
(1,37)	1:A:104:ARG:CB	2:B:75:ILE:HG13	5	1.75
(1,37)	1:A:104:ARG:CB	2:B:75:ILE:HG21	5	1.75
(1,37)	1:A:104:ARG:CB	2:B:75:ILE:HG22	5	1.75
(1,37)	1:A:104:ARG:CB	2:B:75:ILE:HG23	5	1.75
(1,37)	1:A:104:ARG:CB	2:B:75:ILE:N	5	1.75
(1,37)	1:A:104:ARG:CB	2:B:75:ILE:O	5	1.75
(1,37)	1:A:104:ARG:CB	2:B:77:ALA:C	5	1.75
(1,37)	1:A:104:ARG:CB	2:B:77:ALA:CA	5	1.75
(1,37)	1:A:104:ARG:CB	2:B:77:ALA:CB	5	1.75
(1,37)	1:A:104:ARG:CB	2:B:77:ALA:H	5	1.75
(1,37)	1:A:104:ARG:CB	2:B:77:ALA:HA	5	1.75
(1,37)	1:A:104:ARG:CB	2:B:77:ALA:HB1	5	1.75
(1,37)	1:A:104:ARG:CB	2:B:77:ALA:HB2	5	1.75
(1,37)	1:A:104:ARG:CB	2:B:77:ALA:HB3	5	1.75
(1,37)	1:A:104:ARG:CB	2:B:77:ALA:N	5	1.75
(1,37)	1:A:104:ARG:CB	2:B:77:ALA:O	5	1.75
(1,37)	1:A:104:ARG:CB	2:B:78:GLY:C	5	1.75
(1,37)	1:A:104:ARG:CB	2:B:78:GLY:CA	5	1.75
(1,37)	1:A:104:ARG:CB	2:B:78:GLY:H	5	1.75
(1,37)	1:A:104:ARG:CB	2:B:78:GLY:HA2	5	1.75
(1,37)	1:A:104:ARG:CB	2:B:78:GLY:HA3	5	1.75
(1,37)	1:A:104:ARG:CB	2:B:78:GLY:N	5	1.75
(1,37)	1:A:104:ARG:CB	2:B:78:GLY:O	5	1.75
(1,37)	1:A:104:ARG:CB	2:B:79:LYS:C	5	1.75
(1,37)	1:A:104:ARG:CB	2:B:79:LYS:CA	5	1.75
(1,37)	1:A:104:ARG:CB	2:B:79:LYS:CB	5	1.75
(1,37)	1:A:104:ARG:CB	2:B:79:LYS:CD	5	1.75
(1,37)	1:A:104:ARG:CB	2:B:79:LYS:CE	5	1.75
(1,37)	1:A:104:ARG:CB	2:B:79:LYS:CG	5	1.75
(1,37)	1:A:104:ARG:CB	2:B:79:LYS:H	5	1.75
(1,37)	1:A:104:ARG:CB	2:B:79:LYS:HA	5	1.75

*Continued on next page...*



*Continued from previous page...*

Key	Atom-1	Atom-2	Model ID	Violation (Å)
(1,37)	1:A:104:ARG:CB	2:B:79:LYS:HB2	5	1.75
(1,37)	1:A:104:ARG:CB	2:B:79:LYS:HB3	5	1.75
(1,37)	1:A:104:ARG:CB	2:B:79:LYS:HD2	5	1.75
(1,37)	1:A:104:ARG:CB	2:B:79:LYS:HD3	5	1.75
(1,37)	1:A:104:ARG:CB	2:B:79:LYS:HE2	5	1.75
(1,37)	1:A:104:ARG:CB	2:B:79:LYS:HE3	5	1.75
(1,37)	1:A:104:ARG:CB	2:B:79:LYS:HG2	5	1.75
(1,37)	1:A:104:ARG:CB	2:B:79:LYS:HG3	5	1.75
(1,37)	1:A:104:ARG:CB	2:B:79:LYS:HZ1	5	1.75
(1,37)	1:A:104:ARG:CB	2:B:79:LYS:HZ2	5	1.75
(1,37)	1:A:104:ARG:CB	2:B:79:LYS:HZ3	5	1.75
(1,37)	1:A:104:ARG:CB	2:B:79:LYS:N	5	1.75
(1,37)	1:A:104:ARG:CB	2:B:79:LYS:NZ	5	1.75
(1,37)	1:A:104:ARG:CB	2:B:79:LYS:O	5	1.75
(1,37)	1:A:104:ARG:CB	2:B:80:ILE:C	5	1.75
(1,37)	1:A:104:ARG:CB	2:B:80:ILE:CA	5	1.75
(1,37)	1:A:104:ARG:CB	2:B:80:ILE:CB	5	1.75
(1,37)	1:A:104:ARG:CB	2:B:80:ILE:CD1	5	1.75
(1,37)	1:A:104:ARG:CB	2:B:80:ILE:CG1	5	1.75
(1,37)	1:A:104:ARG:CB	2:B:80:ILE:CG2	5	1.75
(1,37)	1:A:104:ARG:CB	2:B:80:ILE:H	5	1.75
(1,37)	1:A:104:ARG:CB	2:B:80:ILE:HA	5	1.75
(1,37)	1:A:104:ARG:CB	2:B:80:ILE:HB	5	1.75
(1,37)	1:A:104:ARG:CB	2:B:80:ILE:HD11	5	1.75
(1,37)	1:A:104:ARG:CB	2:B:80:ILE:HD12	5	1.75
(1,37)	1:A:104:ARG:CB	2:B:80:ILE:HD13	5	1.75
(1,37)	1:A:104:ARG:CB	2:B:80:ILE:HG12	5	1.75
(1,37)	1:A:104:ARG:CB	2:B:80:ILE:HG13	5	1.75
(1,37)	1:A:104:ARG:CB	2:B:80:ILE:HG21	5	1.75
(1,37)	1:A:104:ARG:CB	2:B:80:ILE:HG22	5	1.75
(1,37)	1:A:104:ARG:CB	2:B:80:ILE:HG23	5	1.75
(1,37)	1:A:104:ARG:CB	2:B:80:ILE:N	5	1.75
(1,37)	1:A:104:ARG:CB	2:B:80:ILE:O	5	1.75
(1,37)	1:A:104:ARG:CB	2:B:84:GLN:C	5	1.75
(1,37)	1:A:104:ARG:CB	2:B:84:GLN:CA	5	1.75
(1,37)	1:A:104:ARG:CB	2:B:84:GLN:CB	5	1.75
(1,37)	1:A:104:ARG:CB	2:B:84:GLN:CD	5	1.75
(1,37)	1:A:104:ARG:CB	2:B:84:GLN:CG	5	1.75
(1,37)	1:A:104:ARG:CB	2:B:84:GLN:H	5	1.75
(1,37)	1:A:104:ARG:CB	2:B:84:GLN:HA	5	1.75
(1,37)	1:A:104:ARG:CB	2:B:84:GLN:HB2	5	1.75
(1,37)	1:A:104:ARG:CB	2:B:84:GLN:HB3	5	1.75

*Continued on next page...*

*Continued from previous page...*

Key	Atom-1	Atom-2	Model ID	Violation (Å)
(1,37)	1:A:104:ARG:CB	2:B:84:GLN:HE21	5	1.75
(1,37)	1:A:104:ARG:CB	2:B:84:GLN:HE22	5	1.75
(1,37)	1:A:104:ARG:CB	2:B:84:GLN:HG2	5	1.75
(1,37)	1:A:104:ARG:CB	2:B:84:GLN:HG3	5	1.75
(1,37)	1:A:104:ARG:CB	2:B:84:GLN:N	5	1.75
(1,37)	1:A:104:ARG:CB	2:B:84:GLN:NE2	5	1.75
(1,37)	1:A:104:ARG:CB	2:B:84:GLN:O	5	1.75
(1,37)	1:A:104:ARG:CB	2:B:84:GLN:OE1	5	1.75
(1,37)	1:A:104:ARG:CB	2:B:97:THR:C	5	1.75
(1,37)	1:A:104:ARG:CB	2:B:97:THR:CA	5	1.75
(1,37)	1:A:104:ARG:CB	2:B:97:THR:CB	5	1.75
(1,37)	1:A:104:ARG:CB	2:B:97:THR:CG2	5	1.75
(1,37)	1:A:104:ARG:CB	2:B:97:THR:H	5	1.75
(1,37)	1:A:104:ARG:CB	2:B:97:THR:HA	5	1.75
(1,37)	1:A:104:ARG:CB	2:B:97:THR:HB	5	1.75
(1,37)	1:A:104:ARG:CB	2:B:97:THR:HG1	5	1.75
(1,37)	1:A:104:ARG:CB	2:B:97:THR:HG21	5	1.75
(1,37)	1:A:104:ARG:CB	2:B:97:THR:HG22	5	1.75
(1,37)	1:A:104:ARG:CB	2:B:97:THR:HG23	5	1.75
(1,37)	1:A:104:ARG:CB	2:B:97:THR:N	5	1.75
(1,37)	1:A:104:ARG:CB	2:B:97:THR:O	5	1.75
(1,37)	1:A:104:ARG:CB	2:B:97:THR:OG1	5	1.75
(1,37)	1:A:104:ARG:CB	2:B:99:HIS:C	5	1.75
(1,37)	1:A:104:ARG:CB	2:B:99:HIS:CA	5	1.75
(1,37)	1:A:104:ARG:CB	2:B:99:HIS:CB	5	1.75
(1,37)	1:A:104:ARG:CB	2:B:99:HIS:CD2	5	1.75
(1,37)	1:A:104:ARG:CB	2:B:99:HIS:CE1	5	1.75
(1,37)	1:A:104:ARG:CB	2:B:99:HIS:CG	5	1.75
(1,37)	1:A:104:ARG:CB	2:B:99:HIS:H	5	1.75
(1,37)	1:A:104:ARG:CB	2:B:99:HIS:HA	5	1.75
(1,37)	1:A:104:ARG:CB	2:B:99:HIS:HB2	5	1.75
(1,37)	1:A:104:ARG:CB	2:B:99:HIS:HB3	5	1.75
(1,37)	1:A:104:ARG:CB	2:B:99:HIS:HD1	5	1.75
(1,37)	1:A:104:ARG:CB	2:B:99:HIS:HD2	5	1.75
(1,37)	1:A:104:ARG:CB	2:B:99:HIS:HE1	5	1.75
(1,37)	1:A:104:ARG:CB	2:B:99:HIS:HE2	5	1.75
(1,37)	1:A:104:ARG:CB	2:B:99:HIS:N	5	1.75
(1,37)	1:A:104:ARG:CB	2:B:99:HIS:ND1	5	1.75
(1,37)	1:A:104:ARG:CB	2:B:99:HIS:NE2	5	1.75
(1,37)	1:A:104:ARG:CB	2:B:99:HIS:O	5	1.75
(1,37)	1:A:104:ARG:CB	2:B:101:VAL:C	5	1.75
(1,37)	1:A:104:ARG:CB	2:B:101:VAL:CA	5	1.75

*Continued on next page...*

*Continued from previous page...*

Key	Atom-1	Atom-2	Model ID	Violation (Å)
(1,37)	1:A:104:ARG:CB	2:B:101:VAL:CB	5	1.75
(1,37)	1:A:104:ARG:CB	2:B:101:VAL:CG1	5	1.75
(1,37)	1:A:104:ARG:CB	2:B:101:VAL:CG2	5	1.75
(1,37)	1:A:104:ARG:CB	2:B:101:VAL:H	5	1.75
(1,37)	1:A:104:ARG:CB	2:B:101:VAL:HA	5	1.75
(1,37)	1:A:104:ARG:CB	2:B:101:VAL:HB	5	1.75
(1,37)	1:A:104:ARG:CB	2:B:101:VAL:HG11	5	1.75
(1,37)	1:A:104:ARG:CB	2:B:101:VAL:HG12	5	1.75
(1,37)	1:A:104:ARG:CB	2:B:101:VAL:HG13	5	1.75
(1,37)	1:A:104:ARG:CB	2:B:101:VAL:HG21	5	1.75
(1,37)	1:A:104:ARG:CB	2:B:101:VAL:HG22	5	1.75
(1,37)	1:A:104:ARG:CB	2:B:101:VAL:HG23	5	1.75
(1,37)	1:A:104:ARG:CB	2:B:101:VAL:N	5	1.75
(1,37)	1:A:104:ARG:CB	2:B:101:VAL:O	5	1.75
(1,37)	1:A:104:ARG:CD	2:B:75:ILE:C	5	1.75
(1,37)	1:A:104:ARG:CD	2:B:75:ILE:CA	5	1.75
(1,37)	1:A:104:ARG:CD	2:B:75:ILE:CB	5	1.75
(1,37)	1:A:104:ARG:CD	2:B:75:ILE:CD1	5	1.75
(1,37)	1:A:104:ARG:CD	2:B:75:ILE:CG1	5	1.75
(1,37)	1:A:104:ARG:CD	2:B:75:ILE:CG2	5	1.75
(1,37)	1:A:104:ARG:CD	2:B:75:ILE:H	5	1.75
(1,37)	1:A:104:ARG:CD	2:B:75:ILE:HA	5	1.75
(1,37)	1:A:104:ARG:CD	2:B:75:ILE:HB	5	1.75
(1,37)	1:A:104:ARG:CD	2:B:75:ILE:HD11	5	1.75
(1,37)	1:A:104:ARG:CD	2:B:75:ILE:HD12	5	1.75
(1,37)	1:A:104:ARG:CD	2:B:75:ILE:HD13	5	1.75
(1,37)	1:A:104:ARG:CD	2:B:75:ILE:HG12	5	1.75
(1,37)	1:A:104:ARG:CD	2:B:75:ILE:HG13	5	1.75
(1,37)	1:A:104:ARG:CD	2:B:75:ILE:HG21	5	1.75
(1,37)	1:A:104:ARG:CD	2:B:75:ILE:HG22	5	1.75
(1,37)	1:A:104:ARG:CD	2:B:75:ILE:HG23	5	1.75
(1,37)	1:A:104:ARG:CD	2:B:75:ILE:N	5	1.75
(1,37)	1:A:104:ARG:CD	2:B:75:ILE:O	5	1.75
(1,37)	1:A:104:ARG:CD	2:B:77:ALA:C	5	1.75
(1,37)	1:A:104:ARG:CD	2:B:77:ALA:CA	5	1.75
(1,37)	1:A:104:ARG:CD	2:B:77:ALA:CB	5	1.75
(1,37)	1:A:104:ARG:CD	2:B:77:ALA:H	5	1.75
(1,37)	1:A:104:ARG:CD	2:B:77:ALA:HA	5	1.75
(1,37)	1:A:104:ARG:CD	2:B:77:ALA:HB1	5	1.75
(1,37)	1:A:104:ARG:CD	2:B:77:ALA:HB2	5	1.75
(1,37)	1:A:104:ARG:CD	2:B:77:ALA:HB3	5	1.75
(1,37)	1:A:104:ARG:CD	2:B:77:ALA:N	5	1.75

*Continued on next page...*

*Continued from previous page...*

Key	Atom-1	Atom-2	Model ID	Violation (Å)
(1,37)	1:A:104:ARG:CD	2:B:77:ALA:O	5	1.75
(1,37)	1:A:104:ARG:CD	2:B:78:GLY:C	5	1.75
(1,37)	1:A:104:ARG:CD	2:B:78:GLY:CA	5	1.75
(1,37)	1:A:104:ARG:CD	2:B:78:GLY:H	5	1.75
(1,37)	1:A:104:ARG:CD	2:B:78:GLY:HA2	5	1.75
(1,37)	1:A:104:ARG:CD	2:B:78:GLY:HA3	5	1.75
(1,37)	1:A:104:ARG:CD	2:B:78:GLY:N	5	1.75
(1,37)	1:A:104:ARG:CD	2:B:78:GLY:O	5	1.75
(1,37)	1:A:104:ARG:CD	2:B:79:LYS:C	5	1.75
(1,37)	1:A:104:ARG:CD	2:B:79:LYS:CA	5	1.75
(1,37)	1:A:104:ARG:CD	2:B:79:LYS:CB	5	1.75
(1,37)	1:A:104:ARG:CD	2:B:79:LYS:CD	5	1.75
(1,37)	1:A:104:ARG:CD	2:B:79:LYS:CE	5	1.75
(1,37)	1:A:104:ARG:CD	2:B:79:LYS:CG	5	1.75
(1,37)	1:A:104:ARG:CD	2:B:79:LYS:H	5	1.75
(1,37)	1:A:104:ARG:CD	2:B:79:LYS:HA	5	1.75
(1,37)	1:A:104:ARG:CD	2:B:79:LYS:HB2	5	1.75
(1,37)	1:A:104:ARG:CD	2:B:79:LYS:HB3	5	1.75
(1,37)	1:A:104:ARG:CD	2:B:79:LYS:HD2	5	1.75
(1,37)	1:A:104:ARG:CD	2:B:79:LYS:HD3	5	1.75
(1,37)	1:A:104:ARG:CD	2:B:79:LYS:HE2	5	1.75
(1,37)	1:A:104:ARG:CD	2:B:79:LYS:HE3	5	1.75
(1,37)	1:A:104:ARG:CD	2:B:79:LYS:HG2	5	1.75
(1,37)	1:A:104:ARG:CD	2:B:79:LYS:HG3	5	1.75
(1,37)	1:A:104:ARG:CD	2:B:79:LYS:HZ1	5	1.75
(1,37)	1:A:104:ARG:CD	2:B:79:LYS:HZ2	5	1.75
(1,37)	1:A:104:ARG:CD	2:B:79:LYS:HZ3	5	1.75
(1,37)	1:A:104:ARG:CD	2:B:79:LYS:N	5	1.75
(1,37)	1:A:104:ARG:CD	2:B:79:LYS:NZ	5	1.75
(1,37)	1:A:104:ARG:CD	2:B:79:LYS:O	5	1.75
(1,37)	1:A:104:ARG:CD	2:B:80:ILE:C	5	1.75
(1,37)	1:A:104:ARG:CD	2:B:80:ILE:CA	5	1.75
(1,37)	1:A:104:ARG:CD	2:B:80:ILE:CB	5	1.75
(1,37)	1:A:104:ARG:CD	2:B:80:ILE:CD1	5	1.75
(1,37)	1:A:104:ARG:CD	2:B:80:ILE:CG1	5	1.75
(1,37)	1:A:104:ARG:CD	2:B:80:ILE:CG2	5	1.75
(1,37)	1:A:104:ARG:CD	2:B:80:ILE:H	5	1.75
(1,37)	1:A:104:ARG:CD	2:B:80:ILE:HA	5	1.75
(1,37)	1:A:104:ARG:CD	2:B:80:ILE:HB	5	1.75
(1,37)	1:A:104:ARG:CD	2:B:80:ILE:HD11	5	1.75
(1,37)	1:A:104:ARG:CD	2:B:80:ILE:HD12	5	1.75
(1,37)	1:A:104:ARG:CD	2:B:80:ILE:HD13	5	1.75

*Continued on next page...*

*Continued from previous page...*

Key	Atom-1	Atom-2	Model ID	Violation (Å)
(1,37)	1:A:104:ARG:CD	2:B:80:ILE:HG12	5	1.75
(1,37)	1:A:104:ARG:CD	2:B:80:ILE:HG13	5	1.75
(1,37)	1:A:104:ARG:CD	2:B:80:ILE:HG21	5	1.75
(1,37)	1:A:104:ARG:CD	2:B:80:ILE:HG22	5	1.75
(1,37)	1:A:104:ARG:CD	2:B:80:ILE:HG23	5	1.75
(1,37)	1:A:104:ARG:CD	2:B:80:ILE:N	5	1.75
(1,37)	1:A:104:ARG:CD	2:B:80:ILE:O	5	1.75
(1,37)	1:A:104:ARG:CD	2:B:84:GLN:C	5	1.75
(1,37)	1:A:104:ARG:CD	2:B:84:GLN:CA	5	1.75
(1,37)	1:A:104:ARG:CD	2:B:84:GLN:CB	5	1.75
(1,37)	1:A:104:ARG:CD	2:B:84:GLN:CD	5	1.75
(1,37)	1:A:104:ARG:CD	2:B:84:GLN:CG	5	1.75
(1,37)	1:A:104:ARG:CD	2:B:84:GLN:H	5	1.75
(1,37)	1:A:104:ARG:CD	2:B:84:GLN:HA	5	1.75
(1,37)	1:A:104:ARG:CD	2:B:84:GLN:HB2	5	1.75
(1,37)	1:A:104:ARG:CD	2:B:84:GLN:HB3	5	1.75
(1,37)	1:A:104:ARG:CD	2:B:84:GLN:HE21	5	1.75
(1,37)	1:A:104:ARG:CD	2:B:84:GLN:HE22	5	1.75
(1,37)	1:A:104:ARG:CD	2:B:84:GLN:HG2	5	1.75
(1,37)	1:A:104:ARG:CD	2:B:84:GLN:HG3	5	1.75
(1,37)	1:A:104:ARG:CD	2:B:84:GLN:N	5	1.75
(1,37)	1:A:104:ARG:CD	2:B:84:GLN:NE2	5	1.75
(1,37)	1:A:104:ARG:CD	2:B:84:GLN:O	5	1.75
(1,37)	1:A:104:ARG:CD	2:B:84:GLN:OE1	5	1.75
(1,37)	1:A:104:ARG:CD	2:B:97:THR:C	5	1.75
(1,37)	1:A:104:ARG:CD	2:B:97:THR:CA	5	1.75
(1,37)	1:A:104:ARG:CD	2:B:97:THR:CB	5	1.75
(1,37)	1:A:104:ARG:CD	2:B:97:THR:CG2	5	1.75
(1,37)	1:A:104:ARG:CD	2:B:97:THR:H	5	1.75
(1,37)	1:A:104:ARG:CD	2:B:97:THR:HA	5	1.75
(1,37)	1:A:104:ARG:CD	2:B:97:THR:HB	5	1.75
(1,37)	1:A:104:ARG:CD	2:B:97:THR:HG1	5	1.75
(1,37)	1:A:104:ARG:CD	2:B:97:THR:HG21	5	1.75
(1,37)	1:A:104:ARG:CD	2:B:97:THR:HG22	5	1.75
(1,37)	1:A:104:ARG:CD	2:B:97:THR:HG23	5	1.75
(1,37)	1:A:104:ARG:CD	2:B:97:THR:N	5	1.75
(1,37)	1:A:104:ARG:CD	2:B:97:THR:O	5	1.75
(1,37)	1:A:104:ARG:CD	2:B:97:THR:OG1	5	1.75
(1,37)	1:A:104:ARG:CD	2:B:99:HIS:C	5	1.75
(1,37)	1:A:104:ARG:CD	2:B:99:HIS:CA	5	1.75
(1,37)	1:A:104:ARG:CD	2:B:99:HIS:CB	5	1.75
(1,37)	1:A:104:ARG:CD	2:B:99:HIS:CD2	5	1.75

*Continued on next page...*

*Continued from previous page...*

Key	Atom-1	Atom-2	Model ID	Violation (Å)
(1,37)	1:A:104:ARG:CD	2:B:99:HIS:CE1	5	1.75
(1,37)	1:A:104:ARG:CD	2:B:99:HIS:CG	5	1.75
(1,37)	1:A:104:ARG:CD	2:B:99:HIS:H	5	1.75
(1,37)	1:A:104:ARG:CD	2:B:99:HIS:HA	5	1.75
(1,37)	1:A:104:ARG:CD	2:B:99:HIS:HB2	5	1.75
(1,37)	1:A:104:ARG:CD	2:B:99:HIS:HB3	5	1.75
(1,37)	1:A:104:ARG:CD	2:B:99:HIS:HD1	5	1.75
(1,37)	1:A:104:ARG:CD	2:B:99:HIS:HD2	5	1.75
(1,37)	1:A:104:ARG:CD	2:B:99:HIS:HE1	5	1.75
(1,37)	1:A:104:ARG:CD	2:B:99:HIS:HE2	5	1.75
(1,37)	1:A:104:ARG:CD	2:B:99:HIS:N	5	1.75
(1,37)	1:A:104:ARG:CD	2:B:99:HIS:ND1	5	1.75
(1,37)	1:A:104:ARG:CD	2:B:99:HIS:NE2	5	1.75
(1,37)	1:A:104:ARG:CD	2:B:99:HIS:O	5	1.75
(1,37)	1:A:104:ARG:CD	2:B:101:VAL:C	5	1.75
(1,37)	1:A:104:ARG:CD	2:B:101:VAL:CA	5	1.75
(1,37)	1:A:104:ARG:CD	2:B:101:VAL:CB	5	1.75
(1,37)	1:A:104:ARG:CD	2:B:101:VAL:CG1	5	1.75
(1,37)	1:A:104:ARG:CD	2:B:101:VAL:CG2	5	1.75
(1,37)	1:A:104:ARG:CD	2:B:101:VAL:H	5	1.75
(1,37)	1:A:104:ARG:CD	2:B:101:VAL:HA	5	1.75
(1,37)	1:A:104:ARG:CD	2:B:101:VAL:HB	5	1.75
(1,37)	1:A:104:ARG:CD	2:B:101:VAL:HG11	5	1.75
(1,37)	1:A:104:ARG:CD	2:B:101:VAL:HG12	5	1.75
(1,37)	1:A:104:ARG:CD	2:B:101:VAL:HG13	5	1.75
(1,37)	1:A:104:ARG:CD	2:B:101:VAL:HG21	5	1.75
(1,37)	1:A:104:ARG:CD	2:B:101:VAL:HG22	5	1.75
(1,37)	1:A:104:ARG:CD	2:B:101:VAL:HG23	5	1.75
(1,37)	1:A:104:ARG:CD	2:B:101:VAL:N	5	1.75
(1,37)	1:A:104:ARG:CD	2:B:101:VAL:O	5	1.75
(1,37)	1:A:104:ARG:CG	2:B:75:ILE:C	5	1.75
(1,37)	1:A:104:ARG:CG	2:B:75:ILE:CA	5	1.75
(1,37)	1:A:104:ARG:CG	2:B:75:ILE:CB	5	1.75
(1,37)	1:A:104:ARG:CG	2:B:75:ILE:CD1	5	1.75
(1,37)	1:A:104:ARG:CG	2:B:75:ILE:CG1	5	1.75
(1,37)	1:A:104:ARG:CG	2:B:75:ILE:CG2	5	1.75
(1,37)	1:A:104:ARG:CG	2:B:75:ILE:H	5	1.75
(1,37)	1:A:104:ARG:CG	2:B:75:ILE:HA	5	1.75
(1,37)	1:A:104:ARG:CG	2:B:75:ILE:HB	5	1.75
(1,37)	1:A:104:ARG:CG	2:B:75:ILE:HD11	5	1.75
(1,37)	1:A:104:ARG:CG	2:B:75:ILE:HD12	5	1.75
(1,37)	1:A:104:ARG:CG	2:B:75:ILE:HD13	5	1.75

*Continued on next page...*

*Continued from previous page...*

Key	Atom-1	Atom-2	Model ID	Violation (Å)
(1,37)	1:A:104:ARG:CG	2:B:75:ILE:HG12	5	1.75
(1,37)	1:A:104:ARG:CG	2:B:75:ILE:HG13	5	1.75
(1,37)	1:A:104:ARG:CG	2:B:75:ILE:HG21	5	1.75
(1,37)	1:A:104:ARG:CG	2:B:75:ILE:HG22	5	1.75
(1,37)	1:A:104:ARG:CG	2:B:75:ILE:HG23	5	1.75
(1,37)	1:A:104:ARG:CG	2:B:75:ILE:N	5	1.75
(1,37)	1:A:104:ARG:CG	2:B:75:ILE:O	5	1.75
(1,37)	1:A:104:ARG:CG	2:B:77:ALA:C	5	1.75
(1,37)	1:A:104:ARG:CG	2:B:77:ALA:CA	5	1.75
(1,37)	1:A:104:ARG:CG	2:B:77:ALA:CB	5	1.75
(1,37)	1:A:104:ARG:CG	2:B:77:ALA:H	5	1.75
(1,37)	1:A:104:ARG:CG	2:B:77:ALA:HA	5	1.75
(1,37)	1:A:104:ARG:CG	2:B:77:ALA:HB1	5	1.75
(1,37)	1:A:104:ARG:CG	2:B:77:ALA:HB2	5	1.75
(1,37)	1:A:104:ARG:CG	2:B:77:ALA:HB3	5	1.75
(1,37)	1:A:104:ARG:CG	2:B:77:ALA:N	5	1.75
(1,37)	1:A:104:ARG:CG	2:B:77:ALA:O	5	1.75
(1,37)	1:A:104:ARG:CG	2:B:78:GLY:C	5	1.75
(1,37)	1:A:104:ARG:CG	2:B:78:GLY:CA	5	1.75
(1,37)	1:A:104:ARG:CG	2:B:78:GLY:H	5	1.75
(1,37)	1:A:104:ARG:CG	2:B:78:GLY:HA2	5	1.75
(1,37)	1:A:104:ARG:CG	2:B:78:GLY:HA3	5	1.75
(1,37)	1:A:104:ARG:CG	2:B:78:GLY:N	5	1.75
(1,37)	1:A:104:ARG:CG	2:B:78:GLY:O	5	1.75
(1,37)	1:A:104:ARG:CG	2:B:79:LYS:C	5	1.75
(1,37)	1:A:104:ARG:CG	2:B:79:LYS:CA	5	1.75
(1,37)	1:A:104:ARG:CG	2:B:79:LYS:CB	5	1.75
(1,37)	1:A:104:ARG:CG	2:B:79:LYS:CD	5	1.75
(1,37)	1:A:104:ARG:CG	2:B:79:LYS:CE	5	1.75
(1,37)	1:A:104:ARG:CG	2:B:79:LYS:CG	5	1.75
(1,37)	1:A:104:ARG:CG	2:B:79:LYS:H	5	1.75
(1,37)	1:A:104:ARG:CG	2:B:79:LYS:HA	5	1.75
(1,37)	1:A:104:ARG:CG	2:B:79:LYS:HB2	5	1.75
(1,37)	1:A:104:ARG:CG	2:B:79:LYS:HB3	5	1.75
(1,37)	1:A:104:ARG:CG	2:B:79:LYS:HD2	5	1.75
(1,37)	1:A:104:ARG:CG	2:B:79:LYS:HD3	5	1.75
(1,37)	1:A:104:ARG:CG	2:B:79:LYS:HE2	5	1.75
(1,37)	1:A:104:ARG:CG	2:B:79:LYS:HE3	5	1.75
(1,37)	1:A:104:ARG:CG	2:B:79:LYS:HG2	5	1.75
(1,37)	1:A:104:ARG:CG	2:B:79:LYS:HG3	5	1.75
(1,37)	1:A:104:ARG:CG	2:B:79:LYS:HZ1	5	1.75
(1,37)	1:A:104:ARG:CG	2:B:79:LYS:HZ2	5	1.75

*Continued on next page...*

*Continued from previous page...*

Key	Atom-1	Atom-2	Model ID	Violation (Å)
(1,37)	1:A:104:ARG:CG	2:B:79:LYS:HZ3	5	1.75
(1,37)	1:A:104:ARG:CG	2:B:79:LYS:N	5	1.75
(1,37)	1:A:104:ARG:CG	2:B:79:LYS:NZ	5	1.75
(1,37)	1:A:104:ARG:CG	2:B:79:LYS:O	5	1.75
(1,37)	1:A:104:ARG:CG	2:B:80:ILE:C	5	1.75
(1,37)	1:A:104:ARG:CG	2:B:80:ILE:CA	5	1.75
(1,37)	1:A:104:ARG:CG	2:B:80:ILE:CB	5	1.75
(1,37)	1:A:104:ARG:CG	2:B:80:ILE:CD1	5	1.75
(1,37)	1:A:104:ARG:CG	2:B:80:ILE:CG1	5	1.75
(1,37)	1:A:104:ARG:CG	2:B:80:ILE:CG2	5	1.75
(1,37)	1:A:104:ARG:CG	2:B:80:ILE:H	5	1.75
(1,37)	1:A:104:ARG:CG	2:B:80:ILE:HA	5	1.75
(1,37)	1:A:104:ARG:CG	2:B:80:ILE:HB	5	1.75
(1,37)	1:A:104:ARG:CG	2:B:80:ILE:HD11	5	1.75
(1,37)	1:A:104:ARG:CG	2:B:80:ILE:HD12	5	1.75
(1,37)	1:A:104:ARG:CG	2:B:80:ILE:HD13	5	1.75
(1,37)	1:A:104:ARG:CG	2:B:80:ILE:HG12	5	1.75
(1,37)	1:A:104:ARG:CG	2:B:80:ILE:HG13	5	1.75
(1,37)	1:A:104:ARG:CG	2:B:80:ILE:HG21	5	1.75
(1,37)	1:A:104:ARG:CG	2:B:80:ILE:HG22	5	1.75
(1,37)	1:A:104:ARG:CG	2:B:80:ILE:HG23	5	1.75
(1,37)	1:A:104:ARG:CG	2:B:80:ILE:N	5	1.75
(1,37)	1:A:104:ARG:CG	2:B:80:ILE:O	5	1.75
(1,37)	1:A:104:ARG:CG	2:B:84:GLN:C	5	1.75
(1,37)	1:A:104:ARG:CG	2:B:84:GLN:CA	5	1.75
(1,37)	1:A:104:ARG:CG	2:B:84:GLN:CB	5	1.75
(1,37)	1:A:104:ARG:CG	2:B:84:GLN:CD	5	1.75
(1,37)	1:A:104:ARG:CG	2:B:84:GLN:CG	5	1.75
(1,37)	1:A:104:ARG:CG	2:B:84:GLN:H	5	1.75
(1,37)	1:A:104:ARG:CG	2:B:84:GLN:HA	5	1.75
(1,37)	1:A:104:ARG:CG	2:B:84:GLN:HB2	5	1.75
(1,37)	1:A:104:ARG:CG	2:B:84:GLN:HB3	5	1.75
(1,37)	1:A:104:ARG:CG	2:B:84:GLN:HE21	5	1.75
(1,37)	1:A:104:ARG:CG	2:B:84:GLN:HE22	5	1.75
(1,37)	1:A:104:ARG:CG	2:B:84:GLN:HG2	5	1.75
(1,37)	1:A:104:ARG:CG	2:B:84:GLN:HG3	5	1.75
(1,37)	1:A:104:ARG:CG	2:B:84:GLN:N	5	1.75
(1,37)	1:A:104:ARG:CG	2:B:84:GLN:NE2	5	1.75
(1,37)	1:A:104:ARG:CG	2:B:84:GLN:O	5	1.75
(1,37)	1:A:104:ARG:CG	2:B:84:GLN:OE1	5	1.75
(1,37)	1:A:104:ARG:CG	2:B:97:THR:C	5	1.75
(1,37)	1:A:104:ARG:CG	2:B:97:THR:CA	5	1.75

*Continued on next page...*



*Continued from previous page...*

Key	Atom-1	Atom-2	Model ID	Violation (Å)
(1,37)	1:A:104:ARG:CG	2:B:97:THR:CB	5	1.75
(1,37)	1:A:104:ARG:CG	2:B:97:THR:CG2	5	1.75
(1,37)	1:A:104:ARG:CG	2:B:97:THR:H	5	1.75
(1,37)	1:A:104:ARG:CG	2:B:97:THR:HA	5	1.75
(1,37)	1:A:104:ARG:CG	2:B:97:THR:HB	5	1.75
(1,37)	1:A:104:ARG:CG	2:B:97:THR:HG1	5	1.75
(1,37)	1:A:104:ARG:CG	2:B:97:THR:HG21	5	1.75
(1,37)	1:A:104:ARG:CG	2:B:97:THR:HG22	5	1.75
(1,37)	1:A:104:ARG:CG	2:B:97:THR:HG23	5	1.75
(1,37)	1:A:104:ARG:CG	2:B:97:THR:N	5	1.75
(1,37)	1:A:104:ARG:CG	2:B:97:THR:O	5	1.75
(1,37)	1:A:104:ARG:CG	2:B:97:THR:OG1	5	1.75
(1,37)	1:A:104:ARG:CG	2:B:99:HIS:C	5	1.75
(1,37)	1:A:104:ARG:CG	2:B:99:HIS:CA	5	1.75
(1,37)	1:A:104:ARG:CG	2:B:99:HIS:CB	5	1.75
(1,37)	1:A:104:ARG:CG	2:B:99:HIS:CD2	5	1.75
(1,37)	1:A:104:ARG:CG	2:B:99:HIS:CE1	5	1.75
(1,37)	1:A:104:ARG:CG	2:B:99:HIS:CG	5	1.75
(1,37)	1:A:104:ARG:CG	2:B:99:HIS:H	5	1.75
(1,37)	1:A:104:ARG:CG	2:B:99:HIS:HA	5	1.75
(1,37)	1:A:104:ARG:CG	2:B:99:HIS:HB2	5	1.75
(1,37)	1:A:104:ARG:CG	2:B:99:HIS:HB3	5	1.75
(1,37)	1:A:104:ARG:CG	2:B:99:HIS:HD1	5	1.75
(1,37)	1:A:104:ARG:CG	2:B:99:HIS:HD2	5	1.75
(1,37)	1:A:104:ARG:CG	2:B:99:HIS:HE1	5	1.75
(1,37)	1:A:104:ARG:CG	2:B:99:HIS:HE2	5	1.75
(1,37)	1:A:104:ARG:CG	2:B:99:HIS:N	5	1.75
(1,37)	1:A:104:ARG:CG	2:B:99:HIS:ND1	5	1.75
(1,37)	1:A:104:ARG:CG	2:B:99:HIS:NE2	5	1.75
(1,37)	1:A:104:ARG:CG	2:B:99:HIS:O	5	1.75
(1,37)	1:A:104:ARG:CG	2:B:101:VAL:C	5	1.75
(1,37)	1:A:104:ARG:CG	2:B:101:VAL:CA	5	1.75
(1,37)	1:A:104:ARG:CG	2:B:101:VAL:CB	5	1.75
(1,37)	1:A:104:ARG:CG	2:B:101:VAL:CG1	5	1.75
(1,37)	1:A:104:ARG:CG	2:B:101:VAL:CG2	5	1.75
(1,37)	1:A:104:ARG:CG	2:B:101:VAL:H	5	1.75
(1,37)	1:A:104:ARG:CG	2:B:101:VAL:HA	5	1.75
(1,37)	1:A:104:ARG:CG	2:B:101:VAL:HB	5	1.75
(1,37)	1:A:104:ARG:CG	2:B:101:VAL:HG11	5	1.75
(1,37)	1:A:104:ARG:CG	2:B:101:VAL:HG12	5	1.75
(1,37)	1:A:104:ARG:CG	2:B:101:VAL:HG13	5	1.75
(1,37)	1:A:104:ARG:CG	2:B:101:VAL:HG21	5	1.75

*Continued on next page...*

*Continued from previous page...*

Key	Atom-1	Atom-2	Model ID	Violation (Å)
(1,37)	1:A:104:ARG:CG	2:B:101:VAL:HG22	5	1.75
(1,37)	1:A:104:ARG:CG	2:B:101:VAL:HG23	5	1.75
(1,37)	1:A:104:ARG:CG	2:B:101:VAL:N	5	1.75
(1,37)	1:A:104:ARG:CG	2:B:101:VAL:O	5	1.75
(1,37)	1:A:104:ARG:CZ	2:B:75:ILE:C	5	1.75
(1,37)	1:A:104:ARG:CZ	2:B:75:ILE:CA	5	1.75
(1,37)	1:A:104:ARG:CZ	2:B:75:ILE:CB	5	1.75
(1,37)	1:A:104:ARG:CZ	2:B:75:ILE:CD1	5	1.75
(1,37)	1:A:104:ARG:CZ	2:B:75:ILE:CG1	5	1.75
(1,37)	1:A:104:ARG:CZ	2:B:75:ILE:CG2	5	1.75
(1,37)	1:A:104:ARG:CZ	2:B:75:ILE:H	5	1.75
(1,37)	1:A:104:ARG:CZ	2:B:75:ILE:HA	5	1.75
(1,37)	1:A:104:ARG:CZ	2:B:75:ILE:HB	5	1.75
(1,37)	1:A:104:ARG:CZ	2:B:75:ILE:HD11	5	1.75
(1,37)	1:A:104:ARG:CZ	2:B:75:ILE:HD12	5	1.75
(1,37)	1:A:104:ARG:CZ	2:B:75:ILE:HD13	5	1.75
(1,37)	1:A:104:ARG:CZ	2:B:75:ILE:HG12	5	1.75
(1,37)	1:A:104:ARG:CZ	2:B:75:ILE:HG13	5	1.75
(1,37)	1:A:104:ARG:CZ	2:B:75:ILE:HG21	5	1.75
(1,37)	1:A:104:ARG:CZ	2:B:75:ILE:HG22	5	1.75
(1,37)	1:A:104:ARG:CZ	2:B:75:ILE:HG23	5	1.75
(1,37)	1:A:104:ARG:CZ	2:B:75:ILE:N	5	1.75
(1,37)	1:A:104:ARG:CZ	2:B:75:ILE:O	5	1.75
(1,37)	1:A:104:ARG:CZ	2:B:77:ALA:C	5	1.75
(1,37)	1:A:104:ARG:CZ	2:B:77:ALA:CA	5	1.75
(1,37)	1:A:104:ARG:CZ	2:B:77:ALA:CB	5	1.75
(1,37)	1:A:104:ARG:CZ	2:B:77:ALA:H	5	1.75
(1,37)	1:A:104:ARG:CZ	2:B:77:ALA:HA	5	1.75
(1,37)	1:A:104:ARG:CZ	2:B:77:ALA:HB1	5	1.75
(1,37)	1:A:104:ARG:CZ	2:B:77:ALA:HB2	5	1.75
(1,37)	1:A:104:ARG:CZ	2:B:77:ALA:HB3	5	1.75
(1,37)	1:A:104:ARG:CZ	2:B:77:ALA:N	5	1.75
(1,37)	1:A:104:ARG:CZ	2:B:77:ALA:O	5	1.75
(1,37)	1:A:104:ARG:CZ	2:B:78:GLY:C	5	1.75
(1,37)	1:A:104:ARG:CZ	2:B:78:GLY:CA	5	1.75
(1,37)	1:A:104:ARG:CZ	2:B:78:GLY:H	5	1.75
(1,37)	1:A:104:ARG:CZ	2:B:78:GLY:HA2	5	1.75
(1,37)	1:A:104:ARG:CZ	2:B:78:GLY:HA3	5	1.75
(1,37)	1:A:104:ARG:CZ	2:B:78:GLY:N	5	1.75
(1,37)	1:A:104:ARG:CZ	2:B:78:GLY:O	5	1.75
(1,37)	1:A:104:ARG:CZ	2:B:79:LYS:C	5	1.75
(1,37)	1:A:104:ARG:CZ	2:B:79:LYS:CA	5	1.75

*Continued on next page...*

*Continued from previous page...*

Key	Atom-1	Atom-2	Model ID	Violation (Å)
(1,37)	1:A:104:ARG:CZ	2:B:79:LYS:CB	5	1.75
(1,37)	1:A:104:ARG:CZ	2:B:79:LYS:CD	5	1.75
(1,37)	1:A:104:ARG:CZ	2:B:79:LYS:CE	5	1.75
(1,37)	1:A:104:ARG:CZ	2:B:79:LYS:CG	5	1.75
(1,37)	1:A:104:ARG:CZ	2:B:79:LYS:H	5	1.75
(1,37)	1:A:104:ARG:CZ	2:B:79:LYS:HA	5	1.75
(1,37)	1:A:104:ARG:CZ	2:B:79:LYS:HB2	5	1.75
(1,37)	1:A:104:ARG:CZ	2:B:79:LYS:HB3	5	1.75
(1,37)	1:A:104:ARG:CZ	2:B:79:LYS:HD2	5	1.75
(1,37)	1:A:104:ARG:CZ	2:B:79:LYS:HD3	5	1.75
(1,37)	1:A:104:ARG:CZ	2:B:79:LYS:HE2	5	1.75
(1,37)	1:A:104:ARG:CZ	2:B:79:LYS:HE3	5	1.75
(1,37)	1:A:104:ARG:CZ	2:B:79:LYS:HG2	5	1.75
(1,37)	1:A:104:ARG:CZ	2:B:79:LYS:HG3	5	1.75
(1,37)	1:A:104:ARG:CZ	2:B:79:LYS:HZ1	5	1.75
(1,37)	1:A:104:ARG:CZ	2:B:79:LYS:HZ2	5	1.75
(1,37)	1:A:104:ARG:CZ	2:B:79:LYS:HZ3	5	1.75
(1,37)	1:A:104:ARG:CZ	2:B:79:LYS:N	5	1.75
(1,37)	1:A:104:ARG:CZ	2:B:79:LYS:NZ	5	1.75
(1,37)	1:A:104:ARG:CZ	2:B:79:LYS:O	5	1.75
(1,37)	1:A:104:ARG:CZ	2:B:80:ILE:C	5	1.75
(1,37)	1:A:104:ARG:CZ	2:B:80:ILE:CA	5	1.75
(1,37)	1:A:104:ARG:CZ	2:B:80:ILE:CB	5	1.75
(1,37)	1:A:104:ARG:CZ	2:B:80:ILE:CD1	5	1.75
(1,37)	1:A:104:ARG:CZ	2:B:80:ILE:CG1	5	1.75
(1,37)	1:A:104:ARG:CZ	2:B:80:ILE:CG2	5	1.75
(1,37)	1:A:104:ARG:CZ	2:B:80:ILE:H	5	1.75
(1,37)	1:A:104:ARG:CZ	2:B:80:ILE:HA	5	1.75
(1,37)	1:A:104:ARG:CZ	2:B:80:ILE:HB	5	1.75
(1,37)	1:A:104:ARG:CZ	2:B:80:ILE:HD11	5	1.75
(1,37)	1:A:104:ARG:CZ	2:B:80:ILE:HD12	5	1.75
(1,37)	1:A:104:ARG:CZ	2:B:80:ILE:HD13	5	1.75
(1,37)	1:A:104:ARG:CZ	2:B:80:ILE:HG12	5	1.75
(1,37)	1:A:104:ARG:CZ	2:B:80:ILE:HG13	5	1.75
(1,37)	1:A:104:ARG:CZ	2:B:80:ILE:HG21	5	1.75
(1,37)	1:A:104:ARG:CZ	2:B:80:ILE:HG22	5	1.75
(1,37)	1:A:104:ARG:CZ	2:B:80:ILE:HG23	5	1.75
(1,37)	1:A:104:ARG:CZ	2:B:80:ILE:N	5	1.75
(1,37)	1:A:104:ARG:CZ	2:B:80:ILE:O	5	1.75
(1,37)	1:A:104:ARG:CZ	2:B:84:GLN:C	5	1.75
(1,37)	1:A:104:ARG:CZ	2:B:84:GLN:CA	5	1.75
(1,37)	1:A:104:ARG:CZ	2:B:84:GLN:CB	5	1.75

*Continued on next page...*

*Continued from previous page...*

Key	Atom-1	Atom-2	Model ID	Violation (Å)
(1,37)	1:A:104:ARG:CZ	2:B:84:GLN:CD	5	1.75
(1,37)	1:A:104:ARG:CZ	2:B:84:GLN:CG	5	1.75
(1,37)	1:A:104:ARG:CZ	2:B:84:GLN:H	5	1.75
(1,37)	1:A:104:ARG:CZ	2:B:84:GLN:HA	5	1.75
(1,37)	1:A:104:ARG:CZ	2:B:84:GLN:HB2	5	1.75
(1,37)	1:A:104:ARG:CZ	2:B:84:GLN:HB3	5	1.75
(1,37)	1:A:104:ARG:CZ	2:B:84:GLN:HE21	5	1.75
(1,37)	1:A:104:ARG:CZ	2:B:84:GLN:HE22	5	1.75
(1,37)	1:A:104:ARG:CZ	2:B:84:GLN:HG2	5	1.75
(1,37)	1:A:104:ARG:CZ	2:B:84:GLN:HG3	5	1.75
(1,37)	1:A:104:ARG:CZ	2:B:84:GLN:N	5	1.75
(1,37)	1:A:104:ARG:CZ	2:B:84:GLN:NE2	5	1.75
(1,37)	1:A:104:ARG:CZ	2:B:84:GLN:O	5	1.75
(1,37)	1:A:104:ARG:CZ	2:B:84:GLN:OE1	5	1.75
(1,37)	1:A:104:ARG:CZ	2:B:97:THR:C	5	1.75
(1,37)	1:A:104:ARG:CZ	2:B:97:THR:CA	5	1.75
(1,37)	1:A:104:ARG:CZ	2:B:97:THR:CB	5	1.75
(1,37)	1:A:104:ARG:CZ	2:B:97:THR:CG2	5	1.75
(1,37)	1:A:104:ARG:CZ	2:B:97:THR:H	5	1.75
(1,37)	1:A:104:ARG:CZ	2:B:97:THR:HA	5	1.75
(1,37)	1:A:104:ARG:CZ	2:B:97:THR:HB	5	1.75
(1,37)	1:A:104:ARG:CZ	2:B:97:THR:HG1	5	1.75
(1,37)	1:A:104:ARG:CZ	2:B:97:THR:HG21	5	1.75
(1,37)	1:A:104:ARG:CZ	2:B:97:THR:HG22	5	1.75
(1,37)	1:A:104:ARG:CZ	2:B:97:THR:HG23	5	1.75
(1,37)	1:A:104:ARG:CZ	2:B:97:THR:N	5	1.75
(1,37)	1:A:104:ARG:CZ	2:B:97:THR:O	5	1.75
(1,37)	1:A:104:ARG:CZ	2:B:97:THR:OG1	5	1.75
(1,37)	1:A:104:ARG:CZ	2:B:99:HIS:C	5	1.75
(1,37)	1:A:104:ARG:CZ	2:B:99:HIS:CA	5	1.75
(1,37)	1:A:104:ARG:CZ	2:B:99:HIS:CB	5	1.75
(1,37)	1:A:104:ARG:CZ	2:B:99:HIS:CD2	5	1.75
(1,37)	1:A:104:ARG:CZ	2:B:99:HIS:CE1	5	1.75
(1,37)	1:A:104:ARG:CZ	2:B:99:HIS:CG	5	1.75
(1,37)	1:A:104:ARG:CZ	2:B:99:HIS:H	5	1.75
(1,37)	1:A:104:ARG:CZ	2:B:99:HIS:HA	5	1.75
(1,37)	1:A:104:ARG:CZ	2:B:99:HIS:HB2	5	1.75
(1,37)	1:A:104:ARG:CZ	2:B:99:HIS:HB3	5	1.75
(1,37)	1:A:104:ARG:CZ	2:B:99:HIS:HD1	5	1.75
(1,37)	1:A:104:ARG:CZ	2:B:99:HIS:HD2	5	1.75
(1,37)	1:A:104:ARG:CZ	2:B:99:HIS:HE1	5	1.75
(1,37)	1:A:104:ARG:CZ	2:B:99:HIS:HE2	5	1.75

*Continued on next page...*

*Continued from previous page...*

Key	Atom-1	Atom-2	Model ID	Violation (Å)
(1,37)	1:A:104:ARG:CZ	2:B:99:HIS:N	5	1.75
(1,37)	1:A:104:ARG:CZ	2:B:99:HIS:ND1	5	1.75
(1,37)	1:A:104:ARG:CZ	2:B:99:HIS:NE2	5	1.75
(1,37)	1:A:104:ARG:CZ	2:B:99:HIS:O	5	1.75
(1,37)	1:A:104:ARG:CZ	2:B:101:VAL:C	5	1.75
(1,37)	1:A:104:ARG:CZ	2:B:101:VAL:CA	5	1.75
(1,37)	1:A:104:ARG:CZ	2:B:101:VAL:CB	5	1.75
(1,37)	1:A:104:ARG:CZ	2:B:101:VAL:CG1	5	1.75
(1,37)	1:A:104:ARG:CZ	2:B:101:VAL:CG2	5	1.75
(1,37)	1:A:104:ARG:CZ	2:B:101:VAL:H	5	1.75
(1,37)	1:A:104:ARG:CZ	2:B:101:VAL:HA	5	1.75
(1,37)	1:A:104:ARG:CZ	2:B:101:VAL:HB	5	1.75
(1,37)	1:A:104:ARG:CZ	2:B:101:VAL:HG11	5	1.75
(1,37)	1:A:104:ARG:CZ	2:B:101:VAL:HG12	5	1.75
(1,37)	1:A:104:ARG:CZ	2:B:101:VAL:HG13	5	1.75
(1,37)	1:A:104:ARG:CZ	2:B:101:VAL:HG21	5	1.75
(1,37)	1:A:104:ARG:CZ	2:B:101:VAL:HG22	5	1.75
(1,37)	1:A:104:ARG:CZ	2:B:101:VAL:HG23	5	1.75
(1,37)	1:A:104:ARG:CZ	2:B:101:VAL:N	5	1.75
(1,37)	1:A:104:ARG:CZ	2:B:101:VAL:O	5	1.75
(1,37)	1:A:104:ARG:H	2:B:75:ILE:C	5	1.75
(1,37)	1:A:104:ARG:H	2:B:75:ILE:CA	5	1.75
(1,37)	1:A:104:ARG:H	2:B:75:ILE:CB	5	1.75
(1,37)	1:A:104:ARG:H	2:B:75:ILE:CD1	5	1.75
(1,37)	1:A:104:ARG:H	2:B:75:ILE:CG1	5	1.75
(1,37)	1:A:104:ARG:H	2:B:75:ILE:CG2	5	1.75
(1,37)	1:A:104:ARG:H	2:B:75:ILE:H	5	1.75
(1,37)	1:A:104:ARG:H	2:B:75:ILE:HA	5	1.75
(1,37)	1:A:104:ARG:H	2:B:75:ILE:HB	5	1.75
(1,37)	1:A:104:ARG:H	2:B:75:ILE:HD11	5	1.75
(1,37)	1:A:104:ARG:H	2:B:75:ILE:HD12	5	1.75
(1,37)	1:A:104:ARG:H	2:B:75:ILE:HD13	5	1.75
(1,37)	1:A:104:ARG:H	2:B:75:ILE:HG12	5	1.75
(1,37)	1:A:104:ARG:H	2:B:75:ILE:HG13	5	1.75
(1,37)	1:A:104:ARG:H	2:B:75:ILE:HG21	5	1.75
(1,37)	1:A:104:ARG:H	2:B:75:ILE:HG22	5	1.75
(1,37)	1:A:104:ARG:H	2:B:75:ILE:HG23	5	1.75
(1,37)	1:A:104:ARG:H	2:B:75:ILE:N	5	1.75
(1,37)	1:A:104:ARG:H	2:B:75:ILE:O	5	1.75
(1,37)	1:A:104:ARG:H	2:B:77:ALA:C	5	1.75
(1,37)	1:A:104:ARG:H	2:B:77:ALA:CA	5	1.75
(1,37)	1:A:104:ARG:H	2:B:77:ALA:CB	5	1.75

*Continued on next page...*

*Continued from previous page...*

Key	Atom-1	Atom-2	Model ID	Violation (Å)
(1,37)	1:A:104:ARG:H	2:B:77:ALA:H	5	1.75
(1,37)	1:A:104:ARG:H	2:B:77:ALA:HA	5	1.75
(1,37)	1:A:104:ARG:H	2:B:77:ALA:HB1	5	1.75
(1,37)	1:A:104:ARG:H	2:B:77:ALA:HB2	5	1.75
(1,37)	1:A:104:ARG:H	2:B:77:ALA:HB3	5	1.75
(1,37)	1:A:104:ARG:H	2:B:77:ALA:N	5	1.75
(1,37)	1:A:104:ARG:H	2:B:77:ALA:O	5	1.75
(1,37)	1:A:104:ARG:H	2:B:78:GLY:C	5	1.75
(1,37)	1:A:104:ARG:H	2:B:78:GLY:CA	5	1.75
(1,37)	1:A:104:ARG:H	2:B:78:GLY:H	5	1.75
(1,37)	1:A:104:ARG:H	2:B:78:GLY:HA2	5	1.75
(1,37)	1:A:104:ARG:H	2:B:78:GLY:HA3	5	1.75
(1,37)	1:A:104:ARG:H	2:B:78:GLY:N	5	1.75
(1,37)	1:A:104:ARG:H	2:B:78:GLY:O	5	1.75
(1,37)	1:A:104:ARG:H	2:B:79:LYS:C	5	1.75
(1,37)	1:A:104:ARG:H	2:B:79:LYS:CA	5	1.75
(1,37)	1:A:104:ARG:H	2:B:79:LYS:CB	5	1.75
(1,37)	1:A:104:ARG:H	2:B:79:LYS:CD	5	1.75
(1,37)	1:A:104:ARG:H	2:B:79:LYS:CE	5	1.75
(1,37)	1:A:104:ARG:H	2:B:79:LYS:CG	5	1.75
(1,37)	1:A:104:ARG:H	2:B:79:LYS:H	5	1.75
(1,37)	1:A:104:ARG:H	2:B:79:LYS:HA	5	1.75
(1,37)	1:A:104:ARG:H	2:B:79:LYS:HB2	5	1.75
(1,37)	1:A:104:ARG:H	2:B:79:LYS:HB3	5	1.75
(1,37)	1:A:104:ARG:H	2:B:79:LYS:HD2	5	1.75
(1,37)	1:A:104:ARG:H	2:B:79:LYS:HD3	5	1.75
(1,37)	1:A:104:ARG:H	2:B:79:LYS:HE2	5	1.75
(1,37)	1:A:104:ARG:H	2:B:79:LYS:HE3	5	1.75
(1,37)	1:A:104:ARG:H	2:B:79:LYS:HG2	5	1.75
(1,37)	1:A:104:ARG:H	2:B:79:LYS:HG3	5	1.75
(1,37)	1:A:104:ARG:H	2:B:79:LYS:HZ1	5	1.75
(1,37)	1:A:104:ARG:H	2:B:79:LYS:HZ2	5	1.75
(1,37)	1:A:104:ARG:H	2:B:79:LYS:HZ3	5	1.75
(1,37)	1:A:104:ARG:H	2:B:79:LYS:N	5	1.75
(1,37)	1:A:104:ARG:H	2:B:79:LYS:NZ	5	1.75
(1,37)	1:A:104:ARG:H	2:B:79:LYS:O	5	1.75
(1,37)	1:A:104:ARG:H	2:B:80:ILE:C	5	1.75
(1,37)	1:A:104:ARG:H	2:B:80:ILE:CA	5	1.75
(1,37)	1:A:104:ARG:H	2:B:80:ILE:CB	5	1.75
(1,37)	1:A:104:ARG:H	2:B:80:ILE:CD1	5	1.75
(1,37)	1:A:104:ARG:H	2:B:80:ILE:CG1	5	1.75
(1,37)	1:A:104:ARG:H	2:B:80:ILE:CG2	5	1.75

*Continued on next page...*

*Continued from previous page...*

Key	Atom-1	Atom-2	Model ID	Violation (Å)
(1,37)	1:A:104:ARG:H	2:B:80:ILE:H	5	1.75
(1,37)	1:A:104:ARG:H	2:B:80:ILE:HA	5	1.75
(1,37)	1:A:104:ARG:H	2:B:80:ILE:HB	5	1.75
(1,37)	1:A:104:ARG:H	2:B:80:ILE:HD11	5	1.75
(1,37)	1:A:104:ARG:H	2:B:80:ILE:HD12	5	1.75
(1,37)	1:A:104:ARG:H	2:B:80:ILE:HD13	5	1.75
(1,37)	1:A:104:ARG:H	2:B:80:ILE:HG12	5	1.75
(1,37)	1:A:104:ARG:H	2:B:80:ILE:HG13	5	1.75
(1,37)	1:A:104:ARG:H	2:B:80:ILE:HG21	5	1.75
(1,37)	1:A:104:ARG:H	2:B:80:ILE:HG22	5	1.75
(1,37)	1:A:104:ARG:H	2:B:80:ILE:HG23	5	1.75
(1,37)	1:A:104:ARG:H	2:B:80:ILE:N	5	1.75
(1,37)	1:A:104:ARG:H	2:B:80:ILE:O	5	1.75
(1,37)	1:A:104:ARG:H	2:B:84:GLN:C	5	1.75
(1,37)	1:A:104:ARG:H	2:B:84:GLN:CA	5	1.75
(1,37)	1:A:104:ARG:H	2:B:84:GLN:CB	5	1.75
(1,37)	1:A:104:ARG:H	2:B:84:GLN:CD	5	1.75
(1,37)	1:A:104:ARG:H	2:B:84:GLN:CG	5	1.75
(1,37)	1:A:104:ARG:H	2:B:84:GLN:H	5	1.75
(1,37)	1:A:104:ARG:H	2:B:84:GLN:HA	5	1.75
(1,37)	1:A:104:ARG:H	2:B:84:GLN:HB2	5	1.75
(1,37)	1:A:104:ARG:H	2:B:84:GLN:HB3	5	1.75
(1,37)	1:A:104:ARG:H	2:B:84:GLN:HE21	5	1.75
(1,37)	1:A:104:ARG:H	2:B:84:GLN:HE22	5	1.75
(1,37)	1:A:104:ARG:H	2:B:84:GLN:HG2	5	1.75
(1,37)	1:A:104:ARG:H	2:B:84:GLN:HG3	5	1.75
(1,37)	1:A:104:ARG:H	2:B:84:GLN:N	5	1.75
(1,37)	1:A:104:ARG:H	2:B:84:GLN:NE2	5	1.75
(1,37)	1:A:104:ARG:H	2:B:84:GLN:O	5	1.75
(1,37)	1:A:104:ARG:H	2:B:84:GLN:OE1	5	1.75
(1,37)	1:A:104:ARG:H	2:B:97:THR:C	5	1.75
(1,37)	1:A:104:ARG:H	2:B:97:THR:CA	5	1.75
(1,37)	1:A:104:ARG:H	2:B:97:THR:CB	5	1.75
(1,37)	1:A:104:ARG:H	2:B:97:THR:CG2	5	1.75
(1,37)	1:A:104:ARG:H	2:B:97:THR:H	5	1.75
(1,37)	1:A:104:ARG:H	2:B:97:THR:HA	5	1.75
(1,37)	1:A:104:ARG:H	2:B:97:THR:HB	5	1.75
(1,37)	1:A:104:ARG:H	2:B:97:THR:HG1	5	1.75
(1,37)	1:A:104:ARG:H	2:B:97:THR:HG21	5	1.75
(1,37)	1:A:104:ARG:H	2:B:97:THR:HG22	5	1.75
(1,37)	1:A:104:ARG:H	2:B:97:THR:HG23	5	1.75
(1,37)	1:A:104:ARG:H	2:B:97:THR:N	5	1.75

*Continued on next page...*

*Continued from previous page...*

Key	Atom-1	Atom-2	Model ID	Violation (Å)
(1,37)	1:A:104:ARG:H	2:B:97:THR:O	5	1.75
(1,37)	1:A:104:ARG:H	2:B:97:THR:OG1	5	1.75
(1,37)	1:A:104:ARG:H	2:B:99:HIS:C	5	1.75
(1,37)	1:A:104:ARG:H	2:B:99:HIS:CA	5	1.75
(1,37)	1:A:104:ARG:H	2:B:99:HIS:CB	5	1.75
(1,37)	1:A:104:ARG:H	2:B:99:HIS:CD2	5	1.75
(1,37)	1:A:104:ARG:H	2:B:99:HIS:CE1	5	1.75
(1,37)	1:A:104:ARG:H	2:B:99:HIS:CG	5	1.75
(1,37)	1:A:104:ARG:H	2:B:99:HIS:H	5	1.75
(1,37)	1:A:104:ARG:H	2:B:99:HIS:HA	5	1.75
(1,37)	1:A:104:ARG:H	2:B:99:HIS:HB2	5	1.75
(1,37)	1:A:104:ARG:H	2:B:99:HIS:HB3	5	1.75
(1,37)	1:A:104:ARG:H	2:B:99:HIS:HD1	5	1.75
(1,37)	1:A:104:ARG:H	2:B:99:HIS:HD2	5	1.75
(1,37)	1:A:104:ARG:H	2:B:99:HIS:HE1	5	1.75
(1,37)	1:A:104:ARG:H	2:B:99:HIS:HE2	5	1.75
(1,37)	1:A:104:ARG:H	2:B:99:HIS:N	5	1.75
(1,37)	1:A:104:ARG:H	2:B:99:HIS:ND1	5	1.75
(1,37)	1:A:104:ARG:H	2:B:99:HIS:NE2	5	1.75
(1,37)	1:A:104:ARG:H	2:B:99:HIS:O	5	1.75
(1,37)	1:A:104:ARG:H	2:B:101:VAL:C	5	1.75
(1,37)	1:A:104:ARG:H	2:B:101:VAL:CA	5	1.75
(1,37)	1:A:104:ARG:H	2:B:101:VAL:CB	5	1.75
(1,37)	1:A:104:ARG:H	2:B:101:VAL:CG1	5	1.75
(1,37)	1:A:104:ARG:H	2:B:101:VAL:CG2	5	1.75
(1,37)	1:A:104:ARG:H	2:B:101:VAL:H	5	1.75
(1,37)	1:A:104:ARG:H	2:B:101:VAL:HA	5	1.75
(1,37)	1:A:104:ARG:H	2:B:101:VAL:HB	5	1.75
(1,37)	1:A:104:ARG:H	2:B:101:VAL:HG11	5	1.75
(1,37)	1:A:104:ARG:H	2:B:101:VAL:HG12	5	1.75
(1,37)	1:A:104:ARG:H	2:B:101:VAL:HG13	5	1.75
(1,37)	1:A:104:ARG:H	2:B:101:VAL:HG21	5	1.75
(1,37)	1:A:104:ARG:H	2:B:101:VAL:HG22	5	1.75
(1,37)	1:A:104:ARG:H	2:B:101:VAL:HG23	5	1.75
(1,37)	1:A:104:ARG:H	2:B:101:VAL:N	5	1.75
(1,37)	1:A:104:ARG:H	2:B:101:VAL:O	5	1.75
(1,37)	1:A:104:ARG:HA	2:B:75:ILE:C	5	1.75
(1,37)	1:A:104:ARG:HA	2:B:75:ILE:CA	5	1.75
(1,37)	1:A:104:ARG:HA	2:B:75:ILE:CB	5	1.75
(1,37)	1:A:104:ARG:HA	2:B:75:ILE:CD1	5	1.75
(1,37)	1:A:104:ARG:HA	2:B:75:ILE:CG1	5	1.75
(1,37)	1:A:104:ARG:HA	2:B:75:ILE:CG2	5	1.75

*Continued on next page...*



*Continued from previous page...*

Key	Atom-1	Atom-2	Model ID	Violation (Å)
(1,37)	1:A:104:ARG:HA	2:B:75:ILE:H	5	1.75
(1,37)	1:A:104:ARG:HA	2:B:75:ILE:HA	5	1.75
(1,37)	1:A:104:ARG:HA	2:B:75:ILE:HB	5	1.75
(1,37)	1:A:104:ARG:HA	2:B:75:ILE:HD11	5	1.75
(1,37)	1:A:104:ARG:HA	2:B:75:ILE:HD12	5	1.75
(1,37)	1:A:104:ARG:HA	2:B:75:ILE:HD13	5	1.75
(1,37)	1:A:104:ARG:HA	2:B:75:ILE:HG12	5	1.75
(1,37)	1:A:104:ARG:HA	2:B:75:ILE:HG13	5	1.75
(1,37)	1:A:104:ARG:HA	2:B:75:ILE:HG21	5	1.75
(1,37)	1:A:104:ARG:HA	2:B:75:ILE:HG22	5	1.75
(1,37)	1:A:104:ARG:HA	2:B:75:ILE:HG23	5	1.75
(1,37)	1:A:104:ARG:HA	2:B:75:ILE:N	5	1.75
(1,37)	1:A:104:ARG:HA	2:B:75:ILE:O	5	1.75
(1,37)	1:A:104:ARG:HA	2:B:77:ALA:C	5	1.75
(1,37)	1:A:104:ARG:HA	2:B:77:ALA:CA	5	1.75
(1,37)	1:A:104:ARG:HA	2:B:77:ALA:CB	5	1.75
(1,37)	1:A:104:ARG:HA	2:B:77:ALA:H	5	1.75
(1,37)	1:A:104:ARG:HA	2:B:77:ALA:HA	5	1.75
(1,37)	1:A:104:ARG:HA	2:B:77:ALA:HB1	5	1.75
(1,37)	1:A:104:ARG:HA	2:B:77:ALA:HB2	5	1.75
(1,37)	1:A:104:ARG:HA	2:B:77:ALA:HB3	5	1.75
(1,37)	1:A:104:ARG:HA	2:B:77:ALA:N	5	1.75
(1,37)	1:A:104:ARG:HA	2:B:77:ALA:O	5	1.75
(1,37)	1:A:104:ARG:HA	2:B:78:GLY:C	5	1.75
(1,37)	1:A:104:ARG:HA	2:B:78:GLY:CA	5	1.75
(1,37)	1:A:104:ARG:HA	2:B:78:GLY:H	5	1.75
(1,37)	1:A:104:ARG:HA	2:B:78:GLY:HA2	5	1.75
(1,37)	1:A:104:ARG:HA	2:B:78:GLY:HA3	5	1.75
(1,37)	1:A:104:ARG:HA	2:B:78:GLY:N	5	1.75
(1,37)	1:A:104:ARG:HA	2:B:78:GLY:O	5	1.75
(1,37)	1:A:104:ARG:HA	2:B:79:LYS:C	5	1.75
(1,37)	1:A:104:ARG:HA	2:B:79:LYS:CA	5	1.75
(1,37)	1:A:104:ARG:HA	2:B:79:LYS:CB	5	1.75
(1,37)	1:A:104:ARG:HA	2:B:79:LYS:CD	5	1.75
(1,37)	1:A:104:ARG:HA	2:B:79:LYS:CE	5	1.75
(1,37)	1:A:104:ARG:HA	2:B:79:LYS:CG	5	1.75
(1,37)	1:A:104:ARG:HA	2:B:79:LYS:H	5	1.75
(1,37)	1:A:104:ARG:HA	2:B:79:LYS:HA	5	1.75
(1,37)	1:A:104:ARG:HA	2:B:79:LYS:HB2	5	1.75
(1,37)	1:A:104:ARG:HA	2:B:79:LYS:HB3	5	1.75
(1,37)	1:A:104:ARG:HA	2:B:79:LYS:HD2	5	1.75
(1,37)	1:A:104:ARG:HA	2:B:79:LYS:HD3	5	1.75

*Continued on next page...*

*Continued from previous page...*

Key	Atom-1	Atom-2	Model ID	Violation (Å)
(1,37)	1:A:104:ARG:HA	2:B:79:LYS:HE2	5	1.75
(1,37)	1:A:104:ARG:HA	2:B:79:LYS:HE3	5	1.75
(1,37)	1:A:104:ARG:HA	2:B:79:LYS:HG2	5	1.75
(1,37)	1:A:104:ARG:HA	2:B:79:LYS:HG3	5	1.75
(1,37)	1:A:104:ARG:HA	2:B:79:LYS:HZ1	5	1.75
(1,37)	1:A:104:ARG:HA	2:B:79:LYS:HZ2	5	1.75
(1,37)	1:A:104:ARG:HA	2:B:79:LYS:HZ3	5	1.75
(1,37)	1:A:104:ARG:HA	2:B:79:LYS:N	5	1.75
(1,37)	1:A:104:ARG:HA	2:B:79:LYS:NZ	5	1.75
(1,37)	1:A:104:ARG:HA	2:B:79:LYS:O	5	1.75
(1,37)	1:A:104:ARG:HA	2:B:80:ILE:C	5	1.75
(1,37)	1:A:104:ARG:HA	2:B:80:ILE:CA	5	1.75
(1,37)	1:A:104:ARG:HA	2:B:80:ILE:CB	5	1.75
(1,37)	1:A:104:ARG:HA	2:B:80:ILE:CD1	5	1.75
(1,37)	1:A:104:ARG:HA	2:B:80:ILE:CG1	5	1.75
(1,37)	1:A:104:ARG:HA	2:B:80:ILE:CG2	5	1.75
(1,37)	1:A:104:ARG:HA	2:B:80:ILE:H	5	1.75
(1,37)	1:A:104:ARG:HA	2:B:80:ILE:HA	5	1.75
(1,37)	1:A:104:ARG:HA	2:B:80:ILE:HB	5	1.75
(1,37)	1:A:104:ARG:HA	2:B:80:ILE:HD11	5	1.75
(1,37)	1:A:104:ARG:HA	2:B:80:ILE:HD12	5	1.75
(1,37)	1:A:104:ARG:HA	2:B:80:ILE:HD13	5	1.75
(1,37)	1:A:104:ARG:HA	2:B:80:ILE:HG12	5	1.75
(1,37)	1:A:104:ARG:HA	2:B:80:ILE:HG13	5	1.75
(1,37)	1:A:104:ARG:HA	2:B:80:ILE:HG21	5	1.75
(1,37)	1:A:104:ARG:HA	2:B:80:ILE:HG22	5	1.75
(1,37)	1:A:104:ARG:HA	2:B:80:ILE:HG23	5	1.75
(1,37)	1:A:104:ARG:HA	2:B:80:ILE:N	5	1.75
(1,37)	1:A:104:ARG:HA	2:B:80:ILE:O	5	1.75
(1,37)	1:A:104:ARG:HA	2:B:84:GLN:C	5	1.75
(1,37)	1:A:104:ARG:HA	2:B:84:GLN:CA	5	1.75
(1,37)	1:A:104:ARG:HA	2:B:84:GLN:CB	5	1.75
(1,37)	1:A:104:ARG:HA	2:B:84:GLN:CD	5	1.75
(1,37)	1:A:104:ARG:HA	2:B:84:GLN:CG	5	1.75
(1,37)	1:A:104:ARG:HA	2:B:84:GLN:H	5	1.75
(1,37)	1:A:104:ARG:HA	2:B:84:GLN:HA	5	1.75
(1,37)	1:A:104:ARG:HA	2:B:84:GLN:HB2	5	1.75
(1,37)	1:A:104:ARG:HA	2:B:84:GLN:HB3	5	1.75
(1,37)	1:A:104:ARG:HA	2:B:84:GLN:HE21	5	1.75
(1,37)	1:A:104:ARG:HA	2:B:84:GLN:HE22	5	1.75
(1,37)	1:A:104:ARG:HA	2:B:84:GLN:HG2	5	1.75
(1,37)	1:A:104:ARG:HA	2:B:84:GLN:HG3	5	1.75

*Continued on next page...*

*Continued from previous page...*

Key	Atom-1	Atom-2	Model ID	Violation (Å)
(1,37)	1:A:104:ARG:HA	2:B:84:GLN:N	5	1.75
(1,37)	1:A:104:ARG:HA	2:B:84:GLN:NE2	5	1.75
(1,37)	1:A:104:ARG:HA	2:B:84:GLN:O	5	1.75
(1,37)	1:A:104:ARG:HA	2:B:84:GLN:OE1	5	1.75
(1,37)	1:A:104:ARG:HA	2:B:97:THR:C	5	1.75
(1,37)	1:A:104:ARG:HA	2:B:97:THR:CA	5	1.75
(1,37)	1:A:104:ARG:HA	2:B:97:THR:CB	5	1.75
(1,37)	1:A:104:ARG:HA	2:B:97:THR:CG2	5	1.75
(1,37)	1:A:104:ARG:HA	2:B:97:THR:H	5	1.75
(1,37)	1:A:104:ARG:HA	2:B:97:THR:HA	5	1.75
(1,37)	1:A:104:ARG:HA	2:B:97:THR:HB	5	1.75
(1,37)	1:A:104:ARG:HA	2:B:97:THR:HG1	5	1.75
(1,37)	1:A:104:ARG:HA	2:B:97:THR:HG21	5	1.75
(1,37)	1:A:104:ARG:HA	2:B:97:THR:HG22	5	1.75
(1,37)	1:A:104:ARG:HA	2:B:97:THR:HG23	5	1.75
(1,37)	1:A:104:ARG:HA	2:B:97:THR:N	5	1.75
(1,37)	1:A:104:ARG:HA	2:B:97:THR:O	5	1.75
(1,37)	1:A:104:ARG:HA	2:B:97:THR:OG1	5	1.75
(1,37)	1:A:104:ARG:HA	2:B:99:HIS:C	5	1.75
(1,37)	1:A:104:ARG:HA	2:B:99:HIS:CA	5	1.75
(1,37)	1:A:104:ARG:HA	2:B:99:HIS:CB	5	1.75
(1,37)	1:A:104:ARG:HA	2:B:99:HIS:CD2	5	1.75
(1,37)	1:A:104:ARG:HA	2:B:99:HIS:CE1	5	1.75
(1,37)	1:A:104:ARG:HA	2:B:99:HIS:CG	5	1.75
(1,37)	1:A:104:ARG:HA	2:B:99:HIS:H	5	1.75
(1,37)	1:A:104:ARG:HA	2:B:99:HIS:HA	5	1.75
(1,37)	1:A:104:ARG:HA	2:B:99:HIS:HB2	5	1.75
(1,37)	1:A:104:ARG:HA	2:B:99:HIS:HB3	5	1.75
(1,37)	1:A:104:ARG:HA	2:B:99:HIS:HD1	5	1.75
(1,37)	1:A:104:ARG:HA	2:B:99:HIS:HD2	5	1.75
(1,37)	1:A:104:ARG:HA	2:B:99:HIS:HE1	5	1.75
(1,37)	1:A:104:ARG:HA	2:B:99:HIS:HE2	5	1.75
(1,37)	1:A:104:ARG:HA	2:B:99:HIS:N	5	1.75
(1,37)	1:A:104:ARG:HA	2:B:99:HIS:ND1	5	1.75
(1,37)	1:A:104:ARG:HA	2:B:99:HIS:NE2	5	1.75
(1,37)	1:A:104:ARG:HA	2:B:99:HIS:O	5	1.75
(1,37)	1:A:104:ARG:HA	2:B:101:VAL:C	5	1.75
(1,37)	1:A:104:ARG:HA	2:B:101:VAL:CA	5	1.75
(1,37)	1:A:104:ARG:HA	2:B:101:VAL:CB	5	1.75
(1,37)	1:A:104:ARG:HA	2:B:101:VAL:CG1	5	1.75
(1,37)	1:A:104:ARG:HA	2:B:101:VAL:CG2	5	1.75
(1,37)	1:A:104:ARG:HA	2:B:101:VAL:H	5	1.75

*Continued on next page...*

*Continued from previous page...*

Key	Atom-1	Atom-2	Model ID	Violation (Å)
(1,37)	1:A:104:ARG:HA	2:B:101:VAL:HA	5	1.75
(1,37)	1:A:104:ARG:HA	2:B:101:VAL:HB	5	1.75
(1,37)	1:A:104:ARG:HA	2:B:101:VAL:HG11	5	1.75
(1,37)	1:A:104:ARG:HA	2:B:101:VAL:HG12	5	1.75
(1,37)	1:A:104:ARG:HA	2:B:101:VAL:HG13	5	1.75
(1,37)	1:A:104:ARG:HA	2:B:101:VAL:HG21	5	1.75
(1,37)	1:A:104:ARG:HA	2:B:101:VAL:HG22	5	1.75
(1,37)	1:A:104:ARG:HA	2:B:101:VAL:HG23	5	1.75
(1,37)	1:A:104:ARG:HA	2:B:101:VAL:N	5	1.75
(1,37)	1:A:104:ARG:HA	2:B:101:VAL:O	5	1.75
(1,37)	1:A:104:ARG:HB2	2:B:75:ILE:C	5	1.75
(1,37)	1:A:104:ARG:HB2	2:B:75:ILE:CA	5	1.75
(1,37)	1:A:104:ARG:HB2	2:B:75:ILE:CB	5	1.75
(1,37)	1:A:104:ARG:HB2	2:B:75:ILE:CD1	5	1.75
(1,37)	1:A:104:ARG:HB2	2:B:75:ILE:CG1	5	1.75
(1,37)	1:A:104:ARG:HB2	2:B:75:ILE:CG2	5	1.75
(1,37)	1:A:104:ARG:HB2	2:B:75:ILE:H	5	1.75
(1,37)	1:A:104:ARG:HB2	2:B:75:ILE:HA	5	1.75
(1,37)	1:A:104:ARG:HB2	2:B:75:ILE:HB	5	1.75
(1,37)	1:A:104:ARG:HB2	2:B:75:ILE:HD11	5	1.75
(1,37)	1:A:104:ARG:HB2	2:B:75:ILE:HD12	5	1.75
(1,37)	1:A:104:ARG:HB2	2:B:75:ILE:HD13	5	1.75
(1,37)	1:A:104:ARG:HB2	2:B:75:ILE:HG12	5	1.75
(1,37)	1:A:104:ARG:HB2	2:B:75:ILE:HG13	5	1.75
(1,37)	1:A:104:ARG:HB2	2:B:75:ILE:HG21	5	1.75
(1,37)	1:A:104:ARG:HB2	2:B:75:ILE:HG22	5	1.75
(1,37)	1:A:104:ARG:HB2	2:B:75:ILE:HG23	5	1.75
(1,37)	1:A:104:ARG:HB2	2:B:75:ILE:N	5	1.75
(1,37)	1:A:104:ARG:HB2	2:B:75:ILE:O	5	1.75
(1,37)	1:A:104:ARG:HB2	2:B:77:ALA:C	5	1.75
(1,37)	1:A:104:ARG:HB2	2:B:77:ALA:CA	5	1.75
(1,37)	1:A:104:ARG:HB2	2:B:77:ALA:CB	5	1.75
(1,37)	1:A:104:ARG:HB2	2:B:77:ALA:H	5	1.75
(1,37)	1:A:104:ARG:HB2	2:B:77:ALA:HA	5	1.75
(1,37)	1:A:104:ARG:HB2	2:B:77:ALA:HB1	5	1.75
(1,37)	1:A:104:ARG:HB2	2:B:77:ALA:HB2	5	1.75
(1,37)	1:A:104:ARG:HB2	2:B:77:ALA:HB3	5	1.75
(1,37)	1:A:104:ARG:HB2	2:B:77:ALA:N	5	1.75
(1,37)	1:A:104:ARG:HB2	2:B:77:ALA:O	5	1.75
(1,37)	1:A:104:ARG:HB2	2:B:78:GLY:C	5	1.75
(1,37)	1:A:104:ARG:HB2	2:B:78:GLY:CA	5	1.75
(1,37)	1:A:104:ARG:HB2	2:B:78:GLY:H	5	1.75

*Continued on next page...*

*Continued from previous page...*

Key	Atom-1	Atom-2	Model ID	Violation (Å)
(1,37)	1:A:104:ARG:HB2	2:B:78:GLY:HA2	5	1.75
(1,37)	1:A:104:ARG:HB2	2:B:78:GLY:HA3	5	1.75
(1,37)	1:A:104:ARG:HB2	2:B:78:GLY:N	5	1.75
(1,37)	1:A:104:ARG:HB2	2:B:78:GLY:O	5	1.75
(1,37)	1:A:104:ARG:HB2	2:B:79:LYS:C	5	1.75
(1,37)	1:A:104:ARG:HB2	2:B:79:LYS:CA	5	1.75
(1,37)	1:A:104:ARG:HB2	2:B:79:LYS:CB	5	1.75
(1,37)	1:A:104:ARG:HB2	2:B:79:LYS:CD	5	1.75
(1,37)	1:A:104:ARG:HB2	2:B:79:LYS:CE	5	1.75
(1,37)	1:A:104:ARG:HB2	2:B:79:LYS:CG	5	1.75
(1,37)	1:A:104:ARG:HB2	2:B:79:LYS:H	5	1.75
(1,37)	1:A:104:ARG:HB2	2:B:79:LYS:HA	5	1.75
(1,37)	1:A:104:ARG:HB2	2:B:79:LYS:HB2	5	1.75
(1,37)	1:A:104:ARG:HB2	2:B:79:LYS:HB3	5	1.75
(1,37)	1:A:104:ARG:HB2	2:B:79:LYS:HD2	5	1.75
(1,37)	1:A:104:ARG:HB2	2:B:79:LYS:HD3	5	1.75
(1,37)	1:A:104:ARG:HB2	2:B:79:LYS:HE2	5	1.75
(1,37)	1:A:104:ARG:HB2	2:B:79:LYS:HE3	5	1.75
(1,37)	1:A:104:ARG:HB2	2:B:79:LYS:HG2	5	1.75
(1,37)	1:A:104:ARG:HB2	2:B:79:LYS:HG3	5	1.75
(1,37)	1:A:104:ARG:HB2	2:B:79:LYS:HZ1	5	1.75
(1,37)	1:A:104:ARG:HB2	2:B:79:LYS:HZ2	5	1.75
(1,37)	1:A:104:ARG:HB2	2:B:79:LYS:HZ3	5	1.75
(1,37)	1:A:104:ARG:HB2	2:B:79:LYS:N	5	1.75
(1,37)	1:A:104:ARG:HB2	2:B:79:LYS:NZ	5	1.75
(1,37)	1:A:104:ARG:HB2	2:B:79:LYS:O	5	1.75
(1,37)	1:A:104:ARG:HB2	2:B:80:ILE:C	5	1.75
(1,37)	1:A:104:ARG:HB2	2:B:80:ILE:CA	5	1.75
(1,37)	1:A:104:ARG:HB2	2:B:80:ILE:CB	5	1.75
(1,37)	1:A:104:ARG:HB2	2:B:80:ILE:CD1	5	1.75
(1,37)	1:A:104:ARG:HB2	2:B:80:ILE:CG1	5	1.75
(1,37)	1:A:104:ARG:HB2	2:B:80:ILE:CG2	5	1.75
(1,37)	1:A:104:ARG:HB2	2:B:80:ILE:H	5	1.75
(1,37)	1:A:104:ARG:HB2	2:B:80:ILE:HA	5	1.75
(1,37)	1:A:104:ARG:HB2	2:B:80:ILE:HB	5	1.75
(1,37)	1:A:104:ARG:HB2	2:B:80:ILE:HD11	5	1.75
(1,37)	1:A:104:ARG:HB2	2:B:80:ILE:HD12	5	1.75
(1,37)	1:A:104:ARG:HB2	2:B:80:ILE:HD13	5	1.75
(1,37)	1:A:104:ARG:HB2	2:B:80:ILE:HG12	5	1.75
(1,37)	1:A:104:ARG:HB2	2:B:80:ILE:HG13	5	1.75
(1,37)	1:A:104:ARG:HB2	2:B:80:ILE:HG21	5	1.75
(1,37)	1:A:104:ARG:HB2	2:B:80:ILE:HG22	5	1.75

*Continued on next page...*

*Continued from previous page...*

Key	Atom-1	Atom-2	Model ID	Violation (Å)
(1,37)	1:A:104:ARG:HB2	2:B:80:ILE:HG23	5	1.75
(1,37)	1:A:104:ARG:HB2	2:B:80:ILE:N	5	1.75
(1,37)	1:A:104:ARG:HB2	2:B:80:ILE:O	5	1.75
(1,37)	1:A:104:ARG:HB2	2:B:84:GLN:C	5	1.75
(1,37)	1:A:104:ARG:HB2	2:B:84:GLN:CA	5	1.75
(1,37)	1:A:104:ARG:HB2	2:B:84:GLN:CB	5	1.75
(1,37)	1:A:104:ARG:HB2	2:B:84:GLN:CD	5	1.75
(1,37)	1:A:104:ARG:HB2	2:B:84:GLN:CG	5	1.75
(1,37)	1:A:104:ARG:HB2	2:B:84:GLN:H	5	1.75
(1,37)	1:A:104:ARG:HB2	2:B:84:GLN:HA	5	1.75
(1,37)	1:A:104:ARG:HB2	2:B:84:GLN:HB2	5	1.75
(1,37)	1:A:104:ARG:HB2	2:B:84:GLN:HB3	5	1.75
(1,37)	1:A:104:ARG:HB2	2:B:84:GLN:HE21	5	1.75
(1,37)	1:A:104:ARG:HB2	2:B:84:GLN:HE22	5	1.75
(1,37)	1:A:104:ARG:HB2	2:B:84:GLN:HG2	5	1.75
(1,37)	1:A:104:ARG:HB2	2:B:84:GLN:HG3	5	1.75
(1,37)	1:A:104:ARG:HB2	2:B:84:GLN:N	5	1.75
(1,37)	1:A:104:ARG:HB2	2:B:84:GLN:NE2	5	1.75
(1,37)	1:A:104:ARG:HB2	2:B:84:GLN:O	5	1.75
(1,37)	1:A:104:ARG:HB2	2:B:84:GLN:OE1	5	1.75
(1,37)	1:A:104:ARG:HB2	2:B:97:THR:C	5	1.75
(1,37)	1:A:104:ARG:HB2	2:B:97:THR:CA	5	1.75
(1,37)	1:A:104:ARG:HB2	2:B:97:THR:CB	5	1.75
(1,37)	1:A:104:ARG:HB2	2:B:97:THR:CG2	5	1.75
(1,37)	1:A:104:ARG:HB2	2:B:97:THR:H	5	1.75
(1,37)	1:A:104:ARG:HB2	2:B:97:THR:HA	5	1.75
(1,37)	1:A:104:ARG:HB2	2:B:97:THR:HB	5	1.75
(1,37)	1:A:104:ARG:HB2	2:B:97:THR:HG1	5	1.75
(1,37)	1:A:104:ARG:HB2	2:B:97:THR:HG21	5	1.75
(1,37)	1:A:104:ARG:HB2	2:B:97:THR:HG22	5	1.75
(1,37)	1:A:104:ARG:HB2	2:B:97:THR:HG23	5	1.75
(1,37)	1:A:104:ARG:HB2	2:B:97:THR:N	5	1.75
(1,37)	1:A:104:ARG:HB2	2:B:97:THR:O	5	1.75
(1,37)	1:A:104:ARG:HB2	2:B:97:THR:OG1	5	1.75
(1,37)	1:A:104:ARG:HB2	2:B:99:HIS:C	5	1.75
(1,37)	1:A:104:ARG:HB2	2:B:99:HIS:CA	5	1.75
(1,37)	1:A:104:ARG:HB2	2:B:99:HIS:CB	5	1.75
(1,37)	1:A:104:ARG:HB2	2:B:99:HIS:CD2	5	1.75
(1,37)	1:A:104:ARG:HB2	2:B:99:HIS:CE1	5	1.75
(1,37)	1:A:104:ARG:HB2	2:B:99:HIS:CG	5	1.75
(1,37)	1:A:104:ARG:HB2	2:B:99:HIS:H	5	1.75
(1,37)	1:A:104:ARG:HB2	2:B:99:HIS:HA	5	1.75

*Continued on next page...*

*Continued from previous page...*

Key	Atom-1	Atom-2	Model ID	Violation (Å)
(1,37)	1:A:104:ARG:HB2	2:B:99:HIS:HB2	5	1.75
(1,37)	1:A:104:ARG:HB2	2:B:99:HIS:HB3	5	1.75
(1,37)	1:A:104:ARG:HB2	2:B:99:HIS:HD1	5	1.75
(1,37)	1:A:104:ARG:HB2	2:B:99:HIS:HD2	5	1.75
(1,37)	1:A:104:ARG:HB2	2:B:99:HIS:HE1	5	1.75
(1,37)	1:A:104:ARG:HB2	2:B:99:HIS:HE2	5	1.75
(1,37)	1:A:104:ARG:HB2	2:B:99:HIS:N	5	1.75
(1,37)	1:A:104:ARG:HB2	2:B:99:HIS:ND1	5	1.75
(1,37)	1:A:104:ARG:HB2	2:B:99:HIS:NE2	5	1.75
(1,37)	1:A:104:ARG:HB2	2:B:99:HIS:O	5	1.75
(1,37)	1:A:104:ARG:HB2	2:B:101:VAL:C	5	1.75
(1,37)	1:A:104:ARG:HB2	2:B:101:VAL:CA	5	1.75
(1,37)	1:A:104:ARG:HB2	2:B:101:VAL:CB	5	1.75
(1,37)	1:A:104:ARG:HB2	2:B:101:VAL:CG1	5	1.75
(1,37)	1:A:104:ARG:HB2	2:B:101:VAL:CG2	5	1.75
(1,37)	1:A:104:ARG:HB2	2:B:101:VAL:H	5	1.75
(1,37)	1:A:104:ARG:HB2	2:B:101:VAL:HA	5	1.75
(1,37)	1:A:104:ARG:HB2	2:B:101:VAL:HB	5	1.75
(1,37)	1:A:104:ARG:HB2	2:B:101:VAL:HG11	5	1.75
(1,37)	1:A:104:ARG:HB2	2:B:101:VAL:HG12	5	1.75
(1,37)	1:A:104:ARG:HB2	2:B:101:VAL:HG13	5	1.75
(1,37)	1:A:104:ARG:HB2	2:B:101:VAL:HG21	5	1.75
(1,37)	1:A:104:ARG:HB2	2:B:101:VAL:HG22	5	1.75
(1,37)	1:A:104:ARG:HB2	2:B:101:VAL:HG23	5	1.75
(1,37)	1:A:104:ARG:HB2	2:B:101:VAL:N	5	1.75
(1,37)	1:A:104:ARG:HB2	2:B:101:VAL:O	5	1.75
(1,37)	1:A:104:ARG:HB3	2:B:75:ILE:C	5	1.75
(1,37)	1:A:104:ARG:HB3	2:B:75:ILE:CA	5	1.75
(1,37)	1:A:104:ARG:HB3	2:B:75:ILE:CB	5	1.75
(1,37)	1:A:104:ARG:HB3	2:B:75:ILE:CD1	5	1.75
(1,37)	1:A:104:ARG:HB3	2:B:75:ILE:CG1	5	1.75
(1,37)	1:A:104:ARG:HB3	2:B:75:ILE:CG2	5	1.75
(1,37)	1:A:104:ARG:HB3	2:B:75:ILE:H	5	1.75
(1,37)	1:A:104:ARG:HB3	2:B:75:ILE:HA	5	1.75
(1,37)	1:A:104:ARG:HB3	2:B:75:ILE:HB	5	1.75
(1,37)	1:A:104:ARG:HB3	2:B:75:ILE:HD11	5	1.75
(1,37)	1:A:104:ARG:HB3	2:B:75:ILE:HD12	5	1.75
(1,37)	1:A:104:ARG:HB3	2:B:75:ILE:HD13	5	1.75
(1,37)	1:A:104:ARG:HB3	2:B:75:ILE:HG12	5	1.75
(1,37)	1:A:104:ARG:HB3	2:B:75:ILE:HG13	5	1.75
(1,37)	1:A:104:ARG:HB3	2:B:75:ILE:HG21	5	1.75
(1,37)	1:A:104:ARG:HB3	2:B:75:ILE:HG22	5	1.75

*Continued on next page...*

*Continued from previous page...*

Key	Atom-1	Atom-2	Model ID	Violation (Å)
(1,37)	1:A:104:ARG:HB3	2:B:75:ILE:HG23	5	1.75
(1,37)	1:A:104:ARG:HB3	2:B:75:ILE:N	5	1.75
(1,37)	1:A:104:ARG:HB3	2:B:75:ILE:O	5	1.75
(1,37)	1:A:104:ARG:HB3	2:B:77:ALA:C	5	1.75
(1,37)	1:A:104:ARG:HB3	2:B:77:ALA:CA	5	1.75
(1,37)	1:A:104:ARG:HB3	2:B:77:ALA:CB	5	1.75
(1,37)	1:A:104:ARG:HB3	2:B:77:ALA:H	5	1.75
(1,37)	1:A:104:ARG:HB3	2:B:77:ALA:HA	5	1.75
(1,37)	1:A:104:ARG:HB3	2:B:77:ALA:HB1	5	1.75
(1,37)	1:A:104:ARG:HB3	2:B:77:ALA:HB2	5	1.75
(1,37)	1:A:104:ARG:HB3	2:B:77:ALA:HB3	5	1.75
(1,37)	1:A:104:ARG:HB3	2:B:77:ALA:N	5	1.75
(1,37)	1:A:104:ARG:HB3	2:B:77:ALA:O	5	1.75
(1,37)	1:A:104:ARG:HB3	2:B:78:GLY:C	5	1.75
(1,37)	1:A:104:ARG:HB3	2:B:78:GLY:CA	5	1.75
(1,37)	1:A:104:ARG:HB3	2:B:78:GLY:H	5	1.75
(1,37)	1:A:104:ARG:HB3	2:B:78:GLY:HA2	5	1.75
(1,37)	1:A:104:ARG:HB3	2:B:78:GLY:HA3	5	1.75
(1,37)	1:A:104:ARG:HB3	2:B:78:GLY:N	5	1.75
(1,37)	1:A:104:ARG:HB3	2:B:78:GLY:O	5	1.75
(1,37)	1:A:104:ARG:HB3	2:B:79:LYS:C	5	1.75
(1,37)	1:A:104:ARG:HB3	2:B:79:LYS:CA	5	1.75
(1,37)	1:A:104:ARG:HB3	2:B:79:LYS:CB	5	1.75
(1,37)	1:A:104:ARG:HB3	2:B:79:LYS:CD	5	1.75
(1,37)	1:A:104:ARG:HB3	2:B:79:LYS:CE	5	1.75
(1,37)	1:A:104:ARG:HB3	2:B:79:LYS:CG	5	1.75
(1,37)	1:A:104:ARG:HB3	2:B:79:LYS:H	5	1.75
(1,37)	1:A:104:ARG:HB3	2:B:79:LYS:HA	5	1.75
(1,37)	1:A:104:ARG:HB3	2:B:79:LYS:HB2	5	1.75
(1,37)	1:A:104:ARG:HB3	2:B:79:LYS:HB3	5	1.75
(1,37)	1:A:104:ARG:HB3	2:B:79:LYS:HD2	5	1.75
(1,37)	1:A:104:ARG:HB3	2:B:79:LYS:HD3	5	1.75
(1,37)	1:A:104:ARG:HB3	2:B:79:LYS:HE2	5	1.75
(1,37)	1:A:104:ARG:HB3	2:B:79:LYS:HE3	5	1.75
(1,37)	1:A:104:ARG:HB3	2:B:79:LYS:HG2	5	1.75
(1,37)	1:A:104:ARG:HB3	2:B:79:LYS:HG3	5	1.75
(1,37)	1:A:104:ARG:HB3	2:B:79:LYS:HZ1	5	1.75
(1,37)	1:A:104:ARG:HB3	2:B:79:LYS:HZ2	5	1.75
(1,37)	1:A:104:ARG:HB3	2:B:79:LYS:HZ3	5	1.75
(1,37)	1:A:104:ARG:HB3	2:B:79:LYS:N	5	1.75
(1,37)	1:A:104:ARG:HB3	2:B:79:LYS:NZ	5	1.75
(1,37)	1:A:104:ARG:HB3	2:B:79:LYS:O	5	1.75

*Continued on next page...*



*Continued from previous page...*

Key	Atom-1	Atom-2	Model ID	Violation (Å)
(1,37)	1:A:104:ARG:HB3	2:B:80:ILE:C	5	1.75
(1,37)	1:A:104:ARG:HB3	2:B:80:ILE:CA	5	1.75
(1,37)	1:A:104:ARG:HB3	2:B:80:ILE:CB	5	1.75
(1,37)	1:A:104:ARG:HB3	2:B:80:ILE:CD1	5	1.75
(1,37)	1:A:104:ARG:HB3	2:B:80:ILE:CG1	5	1.75
(1,37)	1:A:104:ARG:HB3	2:B:80:ILE:CG2	5	1.75
(1,37)	1:A:104:ARG:HB3	2:B:80:ILE:H	5	1.75
(1,37)	1:A:104:ARG:HB3	2:B:80:ILE:HA	5	1.75
(1,37)	1:A:104:ARG:HB3	2:B:80:ILE:HB	5	1.75
(1,37)	1:A:104:ARG:HB3	2:B:80:ILE:HD11	5	1.75
(1,37)	1:A:104:ARG:HB3	2:B:80:ILE:HD12	5	1.75
(1,37)	1:A:104:ARG:HB3	2:B:80:ILE:HD13	5	1.75
(1,37)	1:A:104:ARG:HB3	2:B:80:ILE:HG12	5	1.75
(1,37)	1:A:104:ARG:HB3	2:B:80:ILE:HG13	5	1.75
(1,37)	1:A:104:ARG:HB3	2:B:80:ILE:HG21	5	1.75
(1,37)	1:A:104:ARG:HB3	2:B:80:ILE:HG22	5	1.75
(1,37)	1:A:104:ARG:HB3	2:B:80:ILE:HG23	5	1.75
(1,37)	1:A:104:ARG:HB3	2:B:80:ILE:N	5	1.75
(1,37)	1:A:104:ARG:HB3	2:B:80:ILE:O	5	1.75
(1,37)	1:A:104:ARG:HB3	2:B:84:GLN:C	5	1.75
(1,37)	1:A:104:ARG:HB3	2:B:84:GLN:CA	5	1.75
(1,37)	1:A:104:ARG:HB3	2:B:84:GLN:CB	5	1.75
(1,37)	1:A:104:ARG:HB3	2:B:84:GLN:CD	5	1.75
(1,37)	1:A:104:ARG:HB3	2:B:84:GLN:CG	5	1.75
(1,37)	1:A:104:ARG:HB3	2:B:84:GLN:H	5	1.75
(1,37)	1:A:104:ARG:HB3	2:B:84:GLN:HA	5	1.75
(1,37)	1:A:104:ARG:HB3	2:B:84:GLN:HB2	5	1.75
(1,37)	1:A:104:ARG:HB3	2:B:84:GLN:HB3	5	1.75
(1,37)	1:A:104:ARG:HB3	2:B:84:GLN:HE21	5	1.75
(1,37)	1:A:104:ARG:HB3	2:B:84:GLN:HE22	5	1.75
(1,37)	1:A:104:ARG:HB3	2:B:84:GLN:HG2	5	1.75
(1,37)	1:A:104:ARG:HB3	2:B:84:GLN:HG3	5	1.75
(1,37)	1:A:104:ARG:HB3	2:B:84:GLN:N	5	1.75
(1,37)	1:A:104:ARG:HB3	2:B:84:GLN:NE2	5	1.75
(1,37)	1:A:104:ARG:HB3	2:B:84:GLN:O	5	1.75
(1,37)	1:A:104:ARG:HB3	2:B:84:GLN:OE1	5	1.75
(1,37)	1:A:104:ARG:HB3	2:B:97:THR:C	5	1.75
(1,37)	1:A:104:ARG:HB3	2:B:97:THR:CA	5	1.75
(1,37)	1:A:104:ARG:HB3	2:B:97:THR:CB	5	1.75
(1,37)	1:A:104:ARG:HB3	2:B:97:THR:CG2	5	1.75
(1,37)	1:A:104:ARG:HB3	2:B:97:THR:H	5	1.75
(1,37)	1:A:104:ARG:HB3	2:B:97:THR:HA	5	1.75

*Continued on next page...*

*Continued from previous page...*

Key	Atom-1	Atom-2	Model ID	Violation (Å)
(1,37)	1:A:104:ARG:HB3	2:B:97:THR:HB	5	1.75
(1,37)	1:A:104:ARG:HB3	2:B:97:THR:HG1	5	1.75
(1,37)	1:A:104:ARG:HB3	2:B:97:THR:HG21	5	1.75
(1,37)	1:A:104:ARG:HB3	2:B:97:THR:HG22	5	1.75
(1,37)	1:A:104:ARG:HB3	2:B:97:THR:HG23	5	1.75
(1,37)	1:A:104:ARG:HB3	2:B:97:THR:N	5	1.75
(1,37)	1:A:104:ARG:HB3	2:B:97:THR:O	5	1.75
(1,37)	1:A:104:ARG:HB3	2:B:97:THR:OG1	5	1.75
(1,37)	1:A:104:ARG:HB3	2:B:99:HIS:C	5	1.75
(1,37)	1:A:104:ARG:HB3	2:B:99:HIS:CA	5	1.75
(1,37)	1:A:104:ARG:HB3	2:B:99:HIS:CB	5	1.75
(1,37)	1:A:104:ARG:HB3	2:B:99:HIS:CD2	5	1.75
(1,37)	1:A:104:ARG:HB3	2:B:99:HIS:CE1	5	1.75
(1,37)	1:A:104:ARG:HB3	2:B:99:HIS:CG	5	1.75
(1,37)	1:A:104:ARG:HB3	2:B:99:HIS:H	5	1.75
(1,37)	1:A:104:ARG:HB3	2:B:99:HIS:HA	5	1.75
(1,37)	1:A:104:ARG:HB3	2:B:99:HIS:HB2	5	1.75
(1,37)	1:A:104:ARG:HB3	2:B:99:HIS:HB3	5	1.75
(1,37)	1:A:104:ARG:HB3	2:B:99:HIS:HD1	5	1.75
(1,37)	1:A:104:ARG:HB3	2:B:99:HIS:HD2	5	1.75
(1,37)	1:A:104:ARG:HB3	2:B:99:HIS:HE1	5	1.75
(1,37)	1:A:104:ARG:HB3	2:B:99:HIS:HE2	5	1.75
(1,37)	1:A:104:ARG:HB3	2:B:99:HIS:N	5	1.75
(1,37)	1:A:104:ARG:HB3	2:B:99:HIS:ND1	5	1.75
(1,37)	1:A:104:ARG:HB3	2:B:99:HIS:NE2	5	1.75
(1,37)	1:A:104:ARG:HB3	2:B:99:HIS:O	5	1.75
(1,37)	1:A:104:ARG:HB3	2:B:101:VAL:C	5	1.75
(1,37)	1:A:104:ARG:HB3	2:B:101:VAL:CA	5	1.75
(1,37)	1:A:104:ARG:HB3	2:B:101:VAL:CB	5	1.75
(1,37)	1:A:104:ARG:HB3	2:B:101:VAL:CG1	5	1.75
(1,37)	1:A:104:ARG:HB3	2:B:101:VAL:CG2	5	1.75
(1,37)	1:A:104:ARG:HB3	2:B:101:VAL:H	5	1.75
(1,37)	1:A:104:ARG:HB3	2:B:101:VAL:HA	5	1.75
(1,37)	1:A:104:ARG:HB3	2:B:101:VAL:HB	5	1.75
(1,37)	1:A:104:ARG:HB3	2:B:101:VAL:HG11	5	1.75
(1,37)	1:A:104:ARG:HB3	2:B:101:VAL:HG12	5	1.75
(1,37)	1:A:104:ARG:HB3	2:B:101:VAL:HG13	5	1.75
(1,37)	1:A:104:ARG:HB3	2:B:101:VAL:HG21	5	1.75
(1,37)	1:A:104:ARG:HB3	2:B:101:VAL:HG22	5	1.75
(1,37)	1:A:104:ARG:HB3	2:B:101:VAL:HG23	5	1.75
(1,37)	1:A:104:ARG:HB3	2:B:101:VAL:N	5	1.75
(1,37)	1:A:104:ARG:HB3	2:B:101:VAL:O	5	1.75

*Continued on next page...*

*Continued from previous page...*

Key	Atom-1	Atom-2	Model ID	Violation (Å)
(1,37)	1:A:104:ARG:HD2	2:B:75:ILE:C	5	1.75
(1,37)	1:A:104:ARG:HD2	2:B:75:ILE:CA	5	1.75
(1,37)	1:A:104:ARG:HD2	2:B:75:ILE:CB	5	1.75
(1,37)	1:A:104:ARG:HD2	2:B:75:ILE:CD1	5	1.75
(1,37)	1:A:104:ARG:HD2	2:B:75:ILE:CG1	5	1.75
(1,37)	1:A:104:ARG:HD2	2:B:75:ILE:CG2	5	1.75
(1,37)	1:A:104:ARG:HD2	2:B:75:ILE:H	5	1.75
(1,37)	1:A:104:ARG:HD2	2:B:75:ILE:HA	5	1.75
(1,37)	1:A:104:ARG:HD2	2:B:75:ILE:HB	5	1.75
(1,37)	1:A:104:ARG:HD2	2:B:75:ILE:HD11	5	1.75
(1,37)	1:A:104:ARG:HD2	2:B:75:ILE:HD12	5	1.75
(1,37)	1:A:104:ARG:HD2	2:B:75:ILE:HD13	5	1.75
(1,37)	1:A:104:ARG:HD2	2:B:75:ILE:HG12	5	1.75
(1,37)	1:A:104:ARG:HD2	2:B:75:ILE:HG13	5	1.75
(1,37)	1:A:104:ARG:HD2	2:B:75:ILE:HG21	5	1.75
(1,37)	1:A:104:ARG:HD2	2:B:75:ILE:HG22	5	1.75
(1,37)	1:A:104:ARG:HD2	2:B:75:ILE:HG23	5	1.75
(1,37)	1:A:104:ARG:HD2	2:B:75:ILE:N	5	1.75
(1,37)	1:A:104:ARG:HD2	2:B:75:ILE:O	5	1.75
(1,37)	1:A:104:ARG:HD2	2:B:77:ALA:C	5	1.75
(1,37)	1:A:104:ARG:HD2	2:B:77:ALA:CA	5	1.75
(1,37)	1:A:104:ARG:HD2	2:B:77:ALA:CB	5	1.75
(1,37)	1:A:104:ARG:HD2	2:B:77:ALA:H	5	1.75
(1,37)	1:A:104:ARG:HD2	2:B:77:ALA:HA	5	1.75
(1,37)	1:A:104:ARG:HD2	2:B:77:ALA:HB1	5	1.75
(1,37)	1:A:104:ARG:HD2	2:B:77:ALA:HB2	5	1.75
(1,37)	1:A:104:ARG:HD2	2:B:77:ALA:HB3	5	1.75
(1,37)	1:A:104:ARG:HD2	2:B:77:ALA:N	5	1.75
(1,37)	1:A:104:ARG:HD2	2:B:77:ALA:O	5	1.75
(1,37)	1:A:104:ARG:HD2	2:B:78:GLY:C	5	1.75
(1,37)	1:A:104:ARG:HD2	2:B:78:GLY:CA	5	1.75
(1,37)	1:A:104:ARG:HD2	2:B:78:GLY:H	5	1.75
(1,37)	1:A:104:ARG:HD2	2:B:78:GLY:HA2	5	1.75
(1,37)	1:A:104:ARG:HD2	2:B:78:GLY:HA3	5	1.75
(1,37)	1:A:104:ARG:HD2	2:B:78:GLY:N	5	1.75
(1,37)	1:A:104:ARG:HD2	2:B:78:GLY:O	5	1.75
(1,37)	1:A:104:ARG:HD2	2:B:79:LYS:C	5	1.75
(1,37)	1:A:104:ARG:HD2	2:B:79:LYS:CA	5	1.75
(1,37)	1:A:104:ARG:HD2	2:B:79:LYS:CB	5	1.75
(1,37)	1:A:104:ARG:HD2	2:B:79:LYS:CD	5	1.75
(1,37)	1:A:104:ARG:HD2	2:B:79:LYS:CE	5	1.75
(1,37)	1:A:104:ARG:HD2	2:B:79:LYS:CG	5	1.75

*Continued on next page...*

*Continued from previous page...*

Key	Atom-1	Atom-2	Model ID	Violation (Å)
(1,37)	1:A:104:ARG:HD2	2:B:79:LYS:H	5	1.75
(1,37)	1:A:104:ARG:HD2	2:B:79:LYS:HA	5	1.75
(1,37)	1:A:104:ARG:HD2	2:B:79:LYS:HB2	5	1.75
(1,37)	1:A:104:ARG:HD2	2:B:79:LYS:HB3	5	1.75
(1,37)	1:A:104:ARG:HD2	2:B:79:LYS:HD2	5	1.75
(1,37)	1:A:104:ARG:HD2	2:B:79:LYS:HD3	5	1.75
(1,37)	1:A:104:ARG:HD2	2:B:79:LYS:HE2	5	1.75
(1,37)	1:A:104:ARG:HD2	2:B:79:LYS:HE3	5	1.75
(1,37)	1:A:104:ARG:HD2	2:B:79:LYS:HG2	5	1.75
(1,37)	1:A:104:ARG:HD2	2:B:79:LYS:HG3	5	1.75
(1,37)	1:A:104:ARG:HD2	2:B:79:LYS:HZ1	5	1.75
(1,37)	1:A:104:ARG:HD2	2:B:79:LYS:HZ2	5	1.75
(1,37)	1:A:104:ARG:HD2	2:B:79:LYS:HZ3	5	1.75
(1,37)	1:A:104:ARG:HD2	2:B:79:LYS:N	5	1.75
(1,37)	1:A:104:ARG:HD2	2:B:79:LYS:NZ	5	1.75
(1,37)	1:A:104:ARG:HD2	2:B:79:LYS:O	5	1.75
(1,37)	1:A:104:ARG:HD2	2:B:80:ILE:C	5	1.75
(1,37)	1:A:104:ARG:HD2	2:B:80:ILE:CA	5	1.75
(1,37)	1:A:104:ARG:HD2	2:B:80:ILE:CB	5	1.75
(1,37)	1:A:104:ARG:HD2	2:B:80:ILE:CD1	5	1.75
(1,37)	1:A:104:ARG:HD2	2:B:80:ILE:CG1	5	1.75
(1,37)	1:A:104:ARG:HD2	2:B:80:ILE:CG2	5	1.75
(1,37)	1:A:104:ARG:HD2	2:B:80:ILE:H	5	1.75
(1,37)	1:A:104:ARG:HD2	2:B:80:ILE:HA	5	1.75
(1,37)	1:A:104:ARG:HD2	2:B:80:ILE:HB	5	1.75
(1,37)	1:A:104:ARG:HD2	2:B:80:ILE:HD11	5	1.75
(1,37)	1:A:104:ARG:HD2	2:B:80:ILE:HD12	5	1.75
(1,37)	1:A:104:ARG:HD2	2:B:80:ILE:HD13	5	1.75
(1,37)	1:A:104:ARG:HD2	2:B:80:ILE:HG12	5	1.75
(1,37)	1:A:104:ARG:HD2	2:B:80:ILE:HG13	5	1.75
(1,37)	1:A:104:ARG:HD2	2:B:80:ILE:HG21	5	1.75
(1,37)	1:A:104:ARG:HD2	2:B:80:ILE:HG22	5	1.75
(1,37)	1:A:104:ARG:HD2	2:B:80:ILE:HG23	5	1.75
(1,37)	1:A:104:ARG:HD2	2:B:80:ILE:N	5	1.75
(1,37)	1:A:104:ARG:HD2	2:B:80:ILE:O	5	1.75
(1,37)	1:A:104:ARG:HD2	2:B:84:GLN:C	5	1.75
(1,37)	1:A:104:ARG:HD2	2:B:84:GLN:CA	5	1.75
(1,37)	1:A:104:ARG:HD2	2:B:84:GLN:CB	5	1.75
(1,37)	1:A:104:ARG:HD2	2:B:84:GLN:CD	5	1.75
(1,37)	1:A:104:ARG:HD2	2:B:84:GLN:CG	5	1.75
(1,37)	1:A:104:ARG:HD2	2:B:84:GLN:H	5	1.75
(1,37)	1:A:104:ARG:HD2	2:B:84:GLN:HA	5	1.75

*Continued on next page...*

*Continued from previous page...*

Key	Atom-1	Atom-2	Model ID	Violation (Å)
(1,37)	1:A:104:ARG:HD2	2:B:84:GLN:HB2	5	1.75
(1,37)	1:A:104:ARG:HD2	2:B:84:GLN:HB3	5	1.75
(1,37)	1:A:104:ARG:HD2	2:B:84:GLN:HE21	5	1.75
(1,37)	1:A:104:ARG:HD2	2:B:84:GLN:HE22	5	1.75
(1,37)	1:A:104:ARG:HD2	2:B:84:GLN:HG2	5	1.75
(1,37)	1:A:104:ARG:HD2	2:B:84:GLN:HG3	5	1.75
(1,37)	1:A:104:ARG:HD2	2:B:84:GLN:N	5	1.75
(1,37)	1:A:104:ARG:HD2	2:B:84:GLN:NE2	5	1.75
(1,37)	1:A:104:ARG:HD2	2:B:84:GLN:O	5	1.75
(1,37)	1:A:104:ARG:HD2	2:B:84:GLN:OE1	5	1.75
(1,37)	1:A:104:ARG:HD2	2:B:97:THR:C	5	1.75
(1,37)	1:A:104:ARG:HD2	2:B:97:THR:CA	5	1.75
(1,37)	1:A:104:ARG:HD2	2:B:97:THR:CB	5	1.75
(1,37)	1:A:104:ARG:HD2	2:B:97:THR:CG2	5	1.75
(1,37)	1:A:104:ARG:HD2	2:B:97:THR:H	5	1.75
(1,37)	1:A:104:ARG:HD2	2:B:97:THR:HA	5	1.75
(1,37)	1:A:104:ARG:HD2	2:B:97:THR:HB	5	1.75
(1,37)	1:A:104:ARG:HD2	2:B:97:THR:HG1	5	1.75
(1,37)	1:A:104:ARG:HD2	2:B:97:THR:HG21	5	1.75
(1,37)	1:A:104:ARG:HD2	2:B:97:THR:HG22	5	1.75
(1,37)	1:A:104:ARG:HD2	2:B:97:THR:HG23	5	1.75
(1,37)	1:A:104:ARG:HD2	2:B:97:THR:N	5	1.75
(1,37)	1:A:104:ARG:HD2	2:B:97:THR:O	5	1.75
(1,37)	1:A:104:ARG:HD2	2:B:97:THR:OG1	5	1.75
(1,37)	1:A:104:ARG:HD2	2:B:99:HIS:C	5	1.75
(1,37)	1:A:104:ARG:HD2	2:B:99:HIS:CA	5	1.75
(1,37)	1:A:104:ARG:HD2	2:B:99:HIS:CB	5	1.75
(1,37)	1:A:104:ARG:HD2	2:B:99:HIS:CD2	5	1.75
(1,37)	1:A:104:ARG:HD2	2:B:99:HIS:CE1	5	1.75
(1,37)	1:A:104:ARG:HD2	2:B:99:HIS:CG	5	1.75
(1,37)	1:A:104:ARG:HD2	2:B:99:HIS:H	5	1.75
(1,37)	1:A:104:ARG:HD2	2:B:99:HIS:HA	5	1.75
(1,37)	1:A:104:ARG:HD2	2:B:99:HIS:HB2	5	1.75
(1,37)	1:A:104:ARG:HD2	2:B:99:HIS:HB3	5	1.75
(1,37)	1:A:104:ARG:HD2	2:B:99:HIS:HD1	5	1.75
(1,37)	1:A:104:ARG:HD2	2:B:99:HIS:HD2	5	1.75
(1,37)	1:A:104:ARG:HD2	2:B:99:HIS:HE1	5	1.75
(1,37)	1:A:104:ARG:HD2	2:B:99:HIS:HE2	5	1.75
(1,37)	1:A:104:ARG:HD2	2:B:99:HIS:N	5	1.75
(1,37)	1:A:104:ARG:HD2	2:B:99:HIS:ND1	5	1.75
(1,37)	1:A:104:ARG:HD2	2:B:99:HIS:NE2	5	1.75
(1,37)	1:A:104:ARG:HD2	2:B:99:HIS:O	5	1.75

*Continued on next page...*

*Continued from previous page...*

Key	Atom-1	Atom-2	Model ID	Violation (Å)
(1,37)	1:A:104:ARG:HD2	2:B:101:VAL:C	5	1.75
(1,37)	1:A:104:ARG:HD2	2:B:101:VAL:CA	5	1.75
(1,37)	1:A:104:ARG:HD2	2:B:101:VAL:CB	5	1.75
(1,37)	1:A:104:ARG:HD2	2:B:101:VAL:CG1	5	1.75
(1,37)	1:A:104:ARG:HD2	2:B:101:VAL:CG2	5	1.75
(1,37)	1:A:104:ARG:HD2	2:B:101:VAL:H	5	1.75
(1,37)	1:A:104:ARG:HD2	2:B:101:VAL:HA	5	1.75
(1,37)	1:A:104:ARG:HD2	2:B:101:VAL:HB	5	1.75
(1,37)	1:A:104:ARG:HD2	2:B:101:VAL:HG11	5	1.75
(1,37)	1:A:104:ARG:HD2	2:B:101:VAL:HG12	5	1.75
(1,37)	1:A:104:ARG:HD2	2:B:101:VAL:HG13	5	1.75
(1,37)	1:A:104:ARG:HD2	2:B:101:VAL:HG21	5	1.75
(1,37)	1:A:104:ARG:HD2	2:B:101:VAL:HG22	5	1.75
(1,37)	1:A:104:ARG:HD2	2:B:101:VAL:HG23	5	1.75
(1,37)	1:A:104:ARG:HD2	2:B:101:VAL:N	5	1.75
(1,37)	1:A:104:ARG:HD2	2:B:101:VAL:O	5	1.75
(1,37)	1:A:104:ARG:HD3	2:B:75:ILE:C	5	1.75
(1,37)	1:A:104:ARG:HD3	2:B:75:ILE:CA	5	1.75
(1,37)	1:A:104:ARG:HD3	2:B:75:ILE:CB	5	1.75
(1,37)	1:A:104:ARG:HD3	2:B:75:ILE:CD1	5	1.75
(1,37)	1:A:104:ARG:HD3	2:B:75:ILE:CG1	5	1.75
(1,37)	1:A:104:ARG:HD3	2:B:75:ILE:CG2	5	1.75
(1,37)	1:A:104:ARG:HD3	2:B:75:ILE:H	5	1.75
(1,37)	1:A:104:ARG:HD3	2:B:75:ILE:HA	5	1.75
(1,37)	1:A:104:ARG:HD3	2:B:75:ILE:HB	5	1.75
(1,37)	1:A:104:ARG:HD3	2:B:75:ILE:HD11	5	1.75
(1,37)	1:A:104:ARG:HD3	2:B:75:ILE:HD12	5	1.75
(1,37)	1:A:104:ARG:HD3	2:B:75:ILE:HD13	5	1.75
(1,37)	1:A:104:ARG:HD3	2:B:75:ILE:HG12	5	1.75
(1,37)	1:A:104:ARG:HD3	2:B:75:ILE:HG13	5	1.75
(1,37)	1:A:104:ARG:HD3	2:B:75:ILE:HG21	5	1.75
(1,37)	1:A:104:ARG:HD3	2:B:75:ILE:HG22	5	1.75
(1,37)	1:A:104:ARG:HD3	2:B:75:ILE:HG23	5	1.75
(1,37)	1:A:104:ARG:HD3	2:B:75:ILE:N	5	1.75
(1,37)	1:A:104:ARG:HD3	2:B:75:ILE:O	5	1.75
(1,37)	1:A:104:ARG:HD3	2:B:77:ALA:C	5	1.75
(1,37)	1:A:104:ARG:HD3	2:B:77:ALA:CA	5	1.75
(1,37)	1:A:104:ARG:HD3	2:B:77:ALA:CB	5	1.75
(1,37)	1:A:104:ARG:HD3	2:B:77:ALA:H	5	1.75
(1,37)	1:A:104:ARG:HD3	2:B:77:ALA:HA	5	1.75
(1,37)	1:A:104:ARG:HD3	2:B:77:ALA:HB1	5	1.75
(1,37)	1:A:104:ARG:HD3	2:B:77:ALA:HB2	5	1.75

*Continued on next page...*

*Continued from previous page...*

Key	Atom-1	Atom-2	Model ID	Violation (Å)
(1,37)	1:A:104:ARG:HD3	2:B:77:ALA:HB3	5	1.75
(1,37)	1:A:104:ARG:HD3	2:B:77:ALA:N	5	1.75
(1,37)	1:A:104:ARG:HD3	2:B:77:ALA:O	5	1.75
(1,37)	1:A:104:ARG:HD3	2:B:78:GLY:C	5	1.75
(1,37)	1:A:104:ARG:HD3	2:B:78:GLY:CA	5	1.75
(1,37)	1:A:104:ARG:HD3	2:B:78:GLY:H	5	1.75
(1,37)	1:A:104:ARG:HD3	2:B:78:GLY:HA2	5	1.75
(1,37)	1:A:104:ARG:HD3	2:B:78:GLY:HA3	5	1.75
(1,37)	1:A:104:ARG:HD3	2:B:78:GLY:N	5	1.75
(1,37)	1:A:104:ARG:HD3	2:B:78:GLY:O	5	1.75
(1,37)	1:A:104:ARG:HD3	2:B:79:LYS:C	5	1.75
(1,37)	1:A:104:ARG:HD3	2:B:79:LYS:CA	5	1.75
(1,37)	1:A:104:ARG:HD3	2:B:79:LYS:CB	5	1.75
(1,37)	1:A:104:ARG:HD3	2:B:79:LYS:CD	5	1.75
(1,37)	1:A:104:ARG:HD3	2:B:79:LYS:CE	5	1.75
(1,37)	1:A:104:ARG:HD3	2:B:79:LYS:CG	5	1.75
(1,37)	1:A:104:ARG:HD3	2:B:79:LYS:H	5	1.75
(1,37)	1:A:104:ARG:HD3	2:B:79:LYS:HA	5	1.75
(1,37)	1:A:104:ARG:HD3	2:B:79:LYS:HB2	5	1.75
(1,37)	1:A:104:ARG:HD3	2:B:79:LYS:HB3	5	1.75
(1,37)	1:A:104:ARG:HD3	2:B:79:LYS:HD2	5	1.75
(1,37)	1:A:104:ARG:HD3	2:B:79:LYS:HD3	5	1.75
(1,37)	1:A:104:ARG:HD3	2:B:79:LYS:HE2	5	1.75
(1,37)	1:A:104:ARG:HD3	2:B:79:LYS:HE3	5	1.75
(1,37)	1:A:104:ARG:HD3	2:B:79:LYS:HG2	5	1.75
(1,37)	1:A:104:ARG:HD3	2:B:79:LYS:HG3	5	1.75
(1,37)	1:A:104:ARG:HD3	2:B:79:LYS:HZ1	5	1.75
(1,37)	1:A:104:ARG:HD3	2:B:79:LYS:HZ2	5	1.75
(1,37)	1:A:104:ARG:HD3	2:B:79:LYS:HZ3	5	1.75
(1,37)	1:A:104:ARG:HD3	2:B:79:LYS:N	5	1.75
(1,37)	1:A:104:ARG:HD3	2:B:79:LYS:NZ	5	1.75
(1,37)	1:A:104:ARG:HD3	2:B:79:LYS:O	5	1.75
(1,37)	1:A:104:ARG:HD3	2:B:80:ILE:C	5	1.75
(1,37)	1:A:104:ARG:HD3	2:B:80:ILE:CA	5	1.75
(1,37)	1:A:104:ARG:HD3	2:B:80:ILE:CB	5	1.75
(1,37)	1:A:104:ARG:HD3	2:B:80:ILE:CD1	5	1.75
(1,37)	1:A:104:ARG:HD3	2:B:80:ILE:CG1	5	1.75
(1,37)	1:A:104:ARG:HD3	2:B:80:ILE:CG2	5	1.75
(1,37)	1:A:104:ARG:HD3	2:B:80:ILE:H	5	1.75
(1,37)	1:A:104:ARG:HD3	2:B:80:ILE:HA	5	1.75
(1,37)	1:A:104:ARG:HD3	2:B:80:ILE:HB	5	1.75
(1,37)	1:A:104:ARG:HD3	2:B:80:ILE:HD11	5	1.75

*Continued on next page...*

*Continued from previous page...*

Key	Atom-1	Atom-2	Model ID	Violation (Å)
(1,37)	1:A:104:ARG:HD3	2:B:80:ILE:HD12	5	1.75
(1,37)	1:A:104:ARG:HD3	2:B:80:ILE:HD13	5	1.75
(1,37)	1:A:104:ARG:HD3	2:B:80:ILE:HG12	5	1.75
(1,37)	1:A:104:ARG:HD3	2:B:80:ILE:HG13	5	1.75
(1,37)	1:A:104:ARG:HD3	2:B:80:ILE:HG21	5	1.75
(1,37)	1:A:104:ARG:HD3	2:B:80:ILE:HG22	5	1.75
(1,37)	1:A:104:ARG:HD3	2:B:80:ILE:HG23	5	1.75
(1,37)	1:A:104:ARG:HD3	2:B:80:ILE:N	5	1.75
(1,37)	1:A:104:ARG:HD3	2:B:80:ILE:O	5	1.75
(1,37)	1:A:104:ARG:HD3	2:B:84:GLN:C	5	1.75
(1,37)	1:A:104:ARG:HD3	2:B:84:GLN:CA	5	1.75
(1,37)	1:A:104:ARG:HD3	2:B:84:GLN:CB	5	1.75
(1,37)	1:A:104:ARG:HD3	2:B:84:GLN:CD	5	1.75
(1,37)	1:A:104:ARG:HD3	2:B:84:GLN:CG	5	1.75
(1,37)	1:A:104:ARG:HD3	2:B:84:GLN:H	5	1.75
(1,37)	1:A:104:ARG:HD3	2:B:84:GLN:HA	5	1.75
(1,37)	1:A:104:ARG:HD3	2:B:84:GLN:HB2	5	1.75
(1,37)	1:A:104:ARG:HD3	2:B:84:GLN:HB3	5	1.75
(1,37)	1:A:104:ARG:HD3	2:B:84:GLN:HE21	5	1.75
(1,37)	1:A:104:ARG:HD3	2:B:84:GLN:HE22	5	1.75
(1,37)	1:A:104:ARG:HD3	2:B:84:GLN:HG2	5	1.75
(1,37)	1:A:104:ARG:HD3	2:B:84:GLN:HG3	5	1.75
(1,37)	1:A:104:ARG:HD3	2:B:84:GLN:N	5	1.75
(1,37)	1:A:104:ARG:HD3	2:B:84:GLN:NE2	5	1.75
(1,37)	1:A:104:ARG:HD3	2:B:84:GLN:O	5	1.75
(1,37)	1:A:104:ARG:HD3	2:B:84:GLN:OE1	5	1.75
(1,37)	1:A:104:ARG:HD3	2:B:97:THR:C	5	1.75
(1,37)	1:A:104:ARG:HD3	2:B:97:THR:CA	5	1.75
(1,37)	1:A:104:ARG:HD3	2:B:97:THR:CB	5	1.75
(1,37)	1:A:104:ARG:HD3	2:B:97:THR:CG2	5	1.75
(1,37)	1:A:104:ARG:HD3	2:B:97:THR:H	5	1.75
(1,37)	1:A:104:ARG:HD3	2:B:97:THR:HA	5	1.75
(1,37)	1:A:104:ARG:HD3	2:B:97:THR:HB	5	1.75
(1,37)	1:A:104:ARG:HD3	2:B:97:THR:HG1	5	1.75
(1,37)	1:A:104:ARG:HD3	2:B:97:THR:HG21	5	1.75
(1,37)	1:A:104:ARG:HD3	2:B:97:THR:HG22	5	1.75
(1,37)	1:A:104:ARG:HD3	2:B:97:THR:HG23	5	1.75
(1,37)	1:A:104:ARG:HD3	2:B:97:THR:N	5	1.75
(1,37)	1:A:104:ARG:HD3	2:B:97:THR:O	5	1.75
(1,37)	1:A:104:ARG:HD3	2:B:97:THR:OG1	5	1.75
(1,37)	1:A:104:ARG:HD3	2:B:99:HIS:C	5	1.75
(1,37)	1:A:104:ARG:HD3	2:B:99:HIS:CA	5	1.75

*Continued on next page...*



*Continued from previous page...*

Key	Atom-1	Atom-2	Model ID	Violation (Å)
(1,37)	1:A:104:ARG:HD3	2:B:99:HIS:CB	5	1.75
(1,37)	1:A:104:ARG:HD3	2:B:99:HIS:CD2	5	1.75
(1,37)	1:A:104:ARG:HD3	2:B:99:HIS:CE1	5	1.75
(1,37)	1:A:104:ARG:HD3	2:B:99:HIS:CG	5	1.75
(1,37)	1:A:104:ARG:HD3	2:B:99:HIS:H	5	1.75
(1,37)	1:A:104:ARG:HD3	2:B:99:HIS:HA	5	1.75
(1,37)	1:A:104:ARG:HD3	2:B:99:HIS:HB2	5	1.75
(1,37)	1:A:104:ARG:HD3	2:B:99:HIS:HB3	5	1.75
(1,37)	1:A:104:ARG:HD3	2:B:99:HIS:HD1	5	1.75
(1,37)	1:A:104:ARG:HD3	2:B:99:HIS:HD2	5	1.75
(1,37)	1:A:104:ARG:HD3	2:B:99:HIS:HE1	5	1.75
(1,37)	1:A:104:ARG:HD3	2:B:99:HIS:HE2	5	1.75
(1,37)	1:A:104:ARG:HD3	2:B:99:HIS:N	5	1.75
(1,37)	1:A:104:ARG:HD3	2:B:99:HIS:ND1	5	1.75
(1,37)	1:A:104:ARG:HD3	2:B:99:HIS:NE2	5	1.75
(1,37)	1:A:104:ARG:HD3	2:B:99:HIS:O	5	1.75
(1,37)	1:A:104:ARG:HD3	2:B:101:VAL:C	5	1.75
(1,37)	1:A:104:ARG:HD3	2:B:101:VAL:CA	5	1.75
(1,37)	1:A:104:ARG:HD3	2:B:101:VAL:CB	5	1.75
(1,37)	1:A:104:ARG:HD3	2:B:101:VAL:CG1	5	1.75
(1,37)	1:A:104:ARG:HD3	2:B:101:VAL:CG2	5	1.75
(1,37)	1:A:104:ARG:HD3	2:B:101:VAL:H	5	1.75
(1,37)	1:A:104:ARG:HD3	2:B:101:VAL:HA	5	1.75
(1,37)	1:A:104:ARG:HD3	2:B:101:VAL:HB	5	1.75
(1,37)	1:A:104:ARG:HD3	2:B:101:VAL:HG11	5	1.75
(1,37)	1:A:104:ARG:HD3	2:B:101:VAL:HG12	5	1.75
(1,37)	1:A:104:ARG:HD3	2:B:101:VAL:HG13	5	1.75
(1,37)	1:A:104:ARG:HD3	2:B:101:VAL:HG21	5	1.75
(1,37)	1:A:104:ARG:HD3	2:B:101:VAL:HG22	5	1.75
(1,37)	1:A:104:ARG:HD3	2:B:101:VAL:HG23	5	1.75
(1,37)	1:A:104:ARG:HD3	2:B:101:VAL:N	5	1.75
(1,37)	1:A:104:ARG:HD3	2:B:101:VAL:O	5	1.75
(1,37)	1:A:104:ARG:HE	2:B:75:ILE:C	5	1.75
(1,37)	1:A:104:ARG:HE	2:B:75:ILE:CA	5	1.75
(1,37)	1:A:104:ARG:HE	2:B:75:ILE:CB	5	1.75
(1,37)	1:A:104:ARG:HE	2:B:75:ILE:CD1	5	1.75
(1,37)	1:A:104:ARG:HE	2:B:75:ILE:CG1	5	1.75
(1,37)	1:A:104:ARG:HE	2:B:75:ILE:CG2	5	1.75
(1,37)	1:A:104:ARG:HE	2:B:75:ILE:H	5	1.75
(1,37)	1:A:104:ARG:HE	2:B:75:ILE:HA	5	1.75
(1,37)	1:A:104:ARG:HE	2:B:75:ILE:HB	5	1.75
(1,37)	1:A:104:ARG:HE	2:B:75:ILE:HD11	5	1.75

*Continued on next page...*

*Continued from previous page...*

Key	Atom-1	Atom-2	Model ID	Violation (Å)
(1,37)	1:A:104:ARG:HE	2:B:75:ILE:HD12	5	1.75
(1,37)	1:A:104:ARG:HE	2:B:75:ILE:HD13	5	1.75
(1,37)	1:A:104:ARG:HE	2:B:75:ILE:HG12	5	1.75
(1,37)	1:A:104:ARG:HE	2:B:75:ILE:HG13	5	1.75
(1,37)	1:A:104:ARG:HE	2:B:75:ILE:HG21	5	1.75
(1,37)	1:A:104:ARG:HE	2:B:75:ILE:HG22	5	1.75
(1,37)	1:A:104:ARG:HE	2:B:75:ILE:HG23	5	1.75
(1,37)	1:A:104:ARG:HE	2:B:75:ILE:N	5	1.75
(1,37)	1:A:104:ARG:HE	2:B:75:ILE:O	5	1.75
(1,37)	1:A:104:ARG:HE	2:B:77:ALA:C	5	1.75
(1,37)	1:A:104:ARG:HE	2:B:77:ALA:CA	5	1.75
(1,37)	1:A:104:ARG:HE	2:B:77:ALA:CB	5	1.75
(1,37)	1:A:104:ARG:HE	2:B:77:ALA:H	5	1.75
(1,37)	1:A:104:ARG:HE	2:B:77:ALA:HA	5	1.75
(1,37)	1:A:104:ARG:HE	2:B:77:ALA:HB1	5	1.75
(1,37)	1:A:104:ARG:HE	2:B:77:ALA:HB2	5	1.75
(1,37)	1:A:104:ARG:HE	2:B:77:ALA:HB3	5	1.75
(1,37)	1:A:104:ARG:HE	2:B:77:ALA:N	5	1.75
(1,37)	1:A:104:ARG:HE	2:B:77:ALA:O	5	1.75
(1,37)	1:A:104:ARG:HE	2:B:78:GLY:C	5	1.75
(1,37)	1:A:104:ARG:HE	2:B:78:GLY:CA	5	1.75
(1,37)	1:A:104:ARG:HE	2:B:78:GLY:H	5	1.75
(1,37)	1:A:104:ARG:HE	2:B:78:GLY:HA2	5	1.75
(1,37)	1:A:104:ARG:HE	2:B:78:GLY:HA3	5	1.75
(1,37)	1:A:104:ARG:HE	2:B:78:GLY:N	5	1.75
(1,37)	1:A:104:ARG:HE	2:B:78:GLY:O	5	1.75
(1,37)	1:A:104:ARG:HE	2:B:79:LYS:C	5	1.75
(1,37)	1:A:104:ARG:HE	2:B:79:LYS:CA	5	1.75
(1,37)	1:A:104:ARG:HE	2:B:79:LYS:CB	5	1.75
(1,37)	1:A:104:ARG:HE	2:B:79:LYS:CD	5	1.75
(1,37)	1:A:104:ARG:HE	2:B:79:LYS:CE	5	1.75
(1,37)	1:A:104:ARG:HE	2:B:79:LYS:CG	5	1.75
(1,37)	1:A:104:ARG:HE	2:B:79:LYS:H	5	1.75
(1,37)	1:A:104:ARG:HE	2:B:79:LYS:HA	5	1.75
(1,37)	1:A:104:ARG:HE	2:B:79:LYS:HB2	5	1.75
(1,37)	1:A:104:ARG:HE	2:B:79:LYS:HB3	5	1.75
(1,37)	1:A:104:ARG:HE	2:B:79:LYS:HD2	5	1.75
(1,37)	1:A:104:ARG:HE	2:B:79:LYS:HD3	5	1.75
(1,37)	1:A:104:ARG:HE	2:B:79:LYS:HE2	5	1.75
(1,37)	1:A:104:ARG:HE	2:B:79:LYS:HE3	5	1.75
(1,37)	1:A:104:ARG:HE	2:B:79:LYS:HG2	5	1.75
(1,37)	1:A:104:ARG:HE	2:B:79:LYS:HG3	5	1.75

*Continued on next page...*

*Continued from previous page...*

Key	Atom-1	Atom-2	Model ID	Violation (Å)
(1,37)	1:A:104:ARG:HE	2:B:79:LYS:HZ1	5	1.75
(1,37)	1:A:104:ARG:HE	2:B:79:LYS:HZ2	5	1.75
(1,37)	1:A:104:ARG:HE	2:B:79:LYS:HZ3	5	1.75
(1,37)	1:A:104:ARG:HE	2:B:79:LYS:N	5	1.75
(1,37)	1:A:104:ARG:HE	2:B:79:LYS:NZ	5	1.75
(1,37)	1:A:104:ARG:HE	2:B:79:LYS:O	5	1.75
(1,37)	1:A:104:ARG:HE	2:B:80:ILE:C	5	1.75
(1,37)	1:A:104:ARG:HE	2:B:80:ILE:CA	5	1.75
(1,37)	1:A:104:ARG:HE	2:B:80:ILE:CB	5	1.75
(1,37)	1:A:104:ARG:HE	2:B:80:ILE:CD1	5	1.75
(1,37)	1:A:104:ARG:HE	2:B:80:ILE:CG1	5	1.75
(1,37)	1:A:104:ARG:HE	2:B:80:ILE:CG2	5	1.75
(1,37)	1:A:104:ARG:HE	2:B:80:ILE:H	5	1.75
(1,37)	1:A:104:ARG:HE	2:B:80:ILE:HA	5	1.75
(1,37)	1:A:104:ARG:HE	2:B:80:ILE:HB	5	1.75
(1,37)	1:A:104:ARG:HE	2:B:80:ILE:HD11	5	1.75
(1,37)	1:A:104:ARG:HE	2:B:80:ILE:HD12	5	1.75
(1,37)	1:A:104:ARG:HE	2:B:80:ILE:HD13	5	1.75
(1,37)	1:A:104:ARG:HE	2:B:80:ILE:HG12	5	1.75
(1,37)	1:A:104:ARG:HE	2:B:80:ILE:HG13	5	1.75
(1,37)	1:A:104:ARG:HE	2:B:80:ILE:HG21	5	1.75
(1,37)	1:A:104:ARG:HE	2:B:80:ILE:HG22	5	1.75
(1,37)	1:A:104:ARG:HE	2:B:80:ILE:HG23	5	1.75
(1,37)	1:A:104:ARG:HE	2:B:80:ILE:N	5	1.75
(1,37)	1:A:104:ARG:HE	2:B:80:ILE:O	5	1.75
(1,37)	1:A:104:ARG:HE	2:B:84:GLN:C	5	1.75
(1,37)	1:A:104:ARG:HE	2:B:84:GLN:CA	5	1.75
(1,37)	1:A:104:ARG:HE	2:B:84:GLN:CB	5	1.75
(1,37)	1:A:104:ARG:HE	2:B:84:GLN:CD	5	1.75
(1,37)	1:A:104:ARG:HE	2:B:84:GLN:CG	5	1.75
(1,37)	1:A:104:ARG:HE	2:B:84:GLN:H	5	1.75
(1,37)	1:A:104:ARG:HE	2:B:84:GLN:HA	5	1.75
(1,37)	1:A:104:ARG:HE	2:B:84:GLN:HB2	5	1.75
(1,37)	1:A:104:ARG:HE	2:B:84:GLN:HB3	5	1.75
(1,37)	1:A:104:ARG:HE	2:B:84:GLN:HE21	5	1.75
(1,37)	1:A:104:ARG:HE	2:B:84:GLN:HE22	5	1.75
(1,37)	1:A:104:ARG:HE	2:B:84:GLN:HG2	5	1.75
(1,37)	1:A:104:ARG:HE	2:B:84:GLN:HG3	5	1.75
(1,37)	1:A:104:ARG:HE	2:B:84:GLN:N	5	1.75
(1,37)	1:A:104:ARG:HE	2:B:84:GLN:NE2	5	1.75
(1,37)	1:A:104:ARG:HE	2:B:84:GLN:O	5	1.75
(1,37)	1:A:104:ARG:HE	2:B:84:GLN:OE1	5	1.75

*Continued on next page...*

*Continued from previous page...*

Key	Atom-1	Atom-2	Model ID	Violation (Å)
(1,37)	1:A:104:ARG:HE	2:B:97:THR:C	5	1.75
(1,37)	1:A:104:ARG:HE	2:B:97:THR:CA	5	1.75
(1,37)	1:A:104:ARG:HE	2:B:97:THR:CB	5	1.75
(1,37)	1:A:104:ARG:HE	2:B:97:THR:CG2	5	1.75
(1,37)	1:A:104:ARG:HE	2:B:97:THR:H	5	1.75
(1,37)	1:A:104:ARG:HE	2:B:97:THR:HA	5	1.75
(1,37)	1:A:104:ARG:HE	2:B:97:THR:HB	5	1.75
(1,37)	1:A:104:ARG:HE	2:B:97:THR:HG1	5	1.75
(1,37)	1:A:104:ARG:HE	2:B:97:THR:HG21	5	1.75
(1,37)	1:A:104:ARG:HE	2:B:97:THR:HG22	5	1.75
(1,37)	1:A:104:ARG:HE	2:B:97:THR:HG23	5	1.75
(1,37)	1:A:104:ARG:HE	2:B:97:THR:N	5	1.75
(1,37)	1:A:104:ARG:HE	2:B:97:THR:O	5	1.75
(1,37)	1:A:104:ARG:HE	2:B:97:THR:OG1	5	1.75
(1,37)	1:A:104:ARG:HE	2:B:99:HIS:C	5	1.75
(1,37)	1:A:104:ARG:HE	2:B:99:HIS:CA	5	1.75
(1,37)	1:A:104:ARG:HE	2:B:99:HIS:CB	5	1.75
(1,37)	1:A:104:ARG:HE	2:B:99:HIS:CD2	5	1.75
(1,37)	1:A:104:ARG:HE	2:B:99:HIS:CE1	5	1.75
(1,37)	1:A:104:ARG:HE	2:B:99:HIS:CG	5	1.75
(1,37)	1:A:104:ARG:HE	2:B:99:HIS:H	5	1.75
(1,37)	1:A:104:ARG:HE	2:B:99:HIS:HA	5	1.75
(1,37)	1:A:104:ARG:HE	2:B:99:HIS:HB2	5	1.75
(1,37)	1:A:104:ARG:HE	2:B:99:HIS:HB3	5	1.75
(1,37)	1:A:104:ARG:HE	2:B:99:HIS:HD1	5	1.75
(1,37)	1:A:104:ARG:HE	2:B:99:HIS:HD2	5	1.75
(1,37)	1:A:104:ARG:HE	2:B:99:HIS:HE1	5	1.75
(1,37)	1:A:104:ARG:HE	2:B:99:HIS:HE2	5	1.75
(1,37)	1:A:104:ARG:HE	2:B:99:HIS:N	5	1.75
(1,37)	1:A:104:ARG:HE	2:B:99:HIS:ND1	5	1.75
(1,37)	1:A:104:ARG:HE	2:B:99:HIS:NE2	5	1.75
(1,37)	1:A:104:ARG:HE	2:B:99:HIS:O	5	1.75
(1,37)	1:A:104:ARG:HE	2:B:101:VAL:C	5	1.75
(1,37)	1:A:104:ARG:HE	2:B:101:VAL:CA	5	1.75
(1,37)	1:A:104:ARG:HE	2:B:101:VAL:CB	5	1.75
(1,37)	1:A:104:ARG:HE	2:B:101:VAL:CG1	5	1.75
(1,37)	1:A:104:ARG:HE	2:B:101:VAL:CG2	5	1.75
(1,37)	1:A:104:ARG:HE	2:B:101:VAL:H	5	1.75
(1,37)	1:A:104:ARG:HE	2:B:101:VAL:HA	5	1.75
(1,37)	1:A:104:ARG:HE	2:B:101:VAL:HB	5	1.75
(1,37)	1:A:104:ARG:HE	2:B:101:VAL:HG11	5	1.75
(1,37)	1:A:104:ARG:HE	2:B:101:VAL:HG12	5	1.75

*Continued on next page...*

*Continued from previous page...*

Key	Atom-1	Atom-2	Model ID	Violation (Å)
(1,37)	1:A:104:ARG:HE	2:B:101:VAL:HG13	5	1.75
(1,37)	1:A:104:ARG:HE	2:B:101:VAL:HG21	5	1.75
(1,37)	1:A:104:ARG:HE	2:B:101:VAL:HG22	5	1.75
(1,37)	1:A:104:ARG:HE	2:B:101:VAL:HG23	5	1.75
(1,37)	1:A:104:ARG:HE	2:B:101:VAL:N	5	1.75
(1,37)	1:A:104:ARG:HE	2:B:101:VAL:O	5	1.75
(1,37)	1:A:104:ARG:HG2	2:B:75:ILE:C	5	1.75
(1,37)	1:A:104:ARG:HG2	2:B:75:ILE:CA	5	1.75
(1,37)	1:A:104:ARG:HG2	2:B:75:ILE:CB	5	1.75
(1,37)	1:A:104:ARG:HG2	2:B:75:ILE:CD1	5	1.75
(1,37)	1:A:104:ARG:HG2	2:B:75:ILE:CG1	5	1.75
(1,37)	1:A:104:ARG:HG2	2:B:75:ILE:CG2	5	1.75
(1,37)	1:A:104:ARG:HG2	2:B:75:ILE:H	5	1.75
(1,37)	1:A:104:ARG:HG2	2:B:75:ILE:HA	5	1.75
(1,37)	1:A:104:ARG:HG2	2:B:75:ILE:HB	5	1.75
(1,37)	1:A:104:ARG:HG2	2:B:75:ILE:HD11	5	1.75
(1,37)	1:A:104:ARG:HG2	2:B:75:ILE:HD12	5	1.75
(1,37)	1:A:104:ARG:HG2	2:B:75:ILE:HD13	5	1.75
(1,37)	1:A:104:ARG:HG2	2:B:75:ILE:HG12	5	1.75
(1,37)	1:A:104:ARG:HG2	2:B:75:ILE:HG13	5	1.75
(1,37)	1:A:104:ARG:HG2	2:B:75:ILE:HG21	5	1.75
(1,37)	1:A:104:ARG:HG2	2:B:75:ILE:HG22	5	1.75
(1,37)	1:A:104:ARG:HG2	2:B:75:ILE:HG23	5	1.75
(1,37)	1:A:104:ARG:HG2	2:B:75:ILE:N	5	1.75
(1,37)	1:A:104:ARG:HG2	2:B:75:ILE:O	5	1.75
(1,37)	1:A:104:ARG:HG2	2:B:77:ALA:C	5	1.75
(1,37)	1:A:104:ARG:HG2	2:B:77:ALA:CA	5	1.75
(1,37)	1:A:104:ARG:HG2	2:B:77:ALA:CB	5	1.75
(1,37)	1:A:104:ARG:HG2	2:B:77:ALA:H	5	1.75
(1,37)	1:A:104:ARG:HG2	2:B:77:ALA:HA	5	1.75
(1,37)	1:A:104:ARG:HG2	2:B:77:ALA:HB1	5	1.75
(1,37)	1:A:104:ARG:HG2	2:B:77:ALA:HB2	5	1.75
(1,37)	1:A:104:ARG:HG2	2:B:77:ALA:HB3	5	1.75
(1,37)	1:A:104:ARG:HG2	2:B:77:ALA:N	5	1.75
(1,37)	1:A:104:ARG:HG2	2:B:77:ALA:O	5	1.75
(1,37)	1:A:104:ARG:HG2	2:B:78:GLY:C	5	1.75
(1,37)	1:A:104:ARG:HG2	2:B:78:GLY:CA	5	1.75
(1,37)	1:A:104:ARG:HG2	2:B:78:GLY:H	5	1.75
(1,37)	1:A:104:ARG:HG2	2:B:78:GLY:HA2	5	1.75
(1,37)	1:A:104:ARG:HG2	2:B:78:GLY:HA3	5	1.75
(1,37)	1:A:104:ARG:HG2	2:B:78:GLY:N	5	1.75
(1,37)	1:A:104:ARG:HG2	2:B:78:GLY:O	5	1.75

*Continued on next page...*

*Continued from previous page...*

Key	Atom-1	Atom-2	Model ID	Violation (Å)
(1,37)	1:A:104:ARG:HG2	2:B:79:LYS:C	5	1.75
(1,37)	1:A:104:ARG:HG2	2:B:79:LYS:CA	5	1.75
(1,37)	1:A:104:ARG:HG2	2:B:79:LYS:CB	5	1.75
(1,37)	1:A:104:ARG:HG2	2:B:79:LYS:CD	5	1.75
(1,37)	1:A:104:ARG:HG2	2:B:79:LYS:CE	5	1.75
(1,37)	1:A:104:ARG:HG2	2:B:79:LYS:CG	5	1.75
(1,37)	1:A:104:ARG:HG2	2:B:79:LYS:H	5	1.75
(1,37)	1:A:104:ARG:HG2	2:B:79:LYS:HA	5	1.75
(1,37)	1:A:104:ARG:HG2	2:B:79:LYS:HB2	5	1.75
(1,37)	1:A:104:ARG:HG2	2:B:79:LYS:HB3	5	1.75
(1,37)	1:A:104:ARG:HG2	2:B:79:LYS:HD2	5	1.75
(1,37)	1:A:104:ARG:HG2	2:B:79:LYS:HD3	5	1.75
(1,37)	1:A:104:ARG:HG2	2:B:79:LYS:HE2	5	1.75
(1,37)	1:A:104:ARG:HG2	2:B:79:LYS:HE3	5	1.75
(1,37)	1:A:104:ARG:HG2	2:B:79:LYS:HG2	5	1.75
(1,37)	1:A:104:ARG:HG2	2:B:79:LYS:HG3	5	1.75
(1,37)	1:A:104:ARG:HG2	2:B:79:LYS:HZ1	5	1.75
(1,37)	1:A:104:ARG:HG2	2:B:79:LYS:HZ2	5	1.75
(1,37)	1:A:104:ARG:HG2	2:B:79:LYS:HZ3	5	1.75
(1,37)	1:A:104:ARG:HG2	2:B:79:LYS:N	5	1.75
(1,37)	1:A:104:ARG:HG2	2:B:79:LYS:NZ	5	1.75
(1,37)	1:A:104:ARG:HG2	2:B:79:LYS:O	5	1.75
(1,37)	1:A:104:ARG:HG2	2:B:80:ILE:C	5	1.75
(1,37)	1:A:104:ARG:HG2	2:B:80:ILE:CA	5	1.75
(1,37)	1:A:104:ARG:HG2	2:B:80:ILE:CB	5	1.75
(1,37)	1:A:104:ARG:HG2	2:B:80:ILE:CD1	5	1.75
(1,37)	1:A:104:ARG:HG2	2:B:80:ILE:CG1	5	1.75
(1,37)	1:A:104:ARG:HG2	2:B:80:ILE:CG2	5	1.75
(1,37)	1:A:104:ARG:HG2	2:B:80:ILE:H	5	1.75
(1,37)	1:A:104:ARG:HG2	2:B:80:ILE:HA	5	1.75
(1,37)	1:A:104:ARG:HG2	2:B:80:ILE:HB	5	1.75
(1,37)	1:A:104:ARG:HG2	2:B:80:ILE:HD11	5	1.75
(1,37)	1:A:104:ARG:HG2	2:B:80:ILE:HD12	5	1.75
(1,37)	1:A:104:ARG:HG2	2:B:80:ILE:HD13	5	1.75
(1,37)	1:A:104:ARG:HG2	2:B:80:ILE:HG12	5	1.75
(1,37)	1:A:104:ARG:HG2	2:B:80:ILE:HG13	5	1.75
(1,37)	1:A:104:ARG:HG2	2:B:80:ILE:HG21	5	1.75
(1,37)	1:A:104:ARG:HG2	2:B:80:ILE:HG22	5	1.75
(1,37)	1:A:104:ARG:HG2	2:B:80:ILE:HG23	5	1.75
(1,37)	1:A:104:ARG:HG2	2:B:80:ILE:N	5	1.75
(1,37)	1:A:104:ARG:HG2	2:B:80:ILE:O	5	1.75
(1,37)	1:A:104:ARG:HG2	2:B:84:GLN:C	5	1.75

*Continued on next page...*

*Continued from previous page...*

Key	Atom-1	Atom-2	Model ID	Violation (Å)
(1,37)	1:A:104:ARG:HG2	2:B:84:GLN:CA	5	1.75
(1,37)	1:A:104:ARG:HG2	2:B:84:GLN:CB	5	1.75
(1,37)	1:A:104:ARG:HG2	2:B:84:GLN:CD	5	1.75
(1,37)	1:A:104:ARG:HG2	2:B:84:GLN:CG	5	1.75
(1,37)	1:A:104:ARG:HG2	2:B:84:GLN:H	5	1.75
(1,37)	1:A:104:ARG:HG2	2:B:84:GLN:HA	5	1.75
(1,37)	1:A:104:ARG:HG2	2:B:84:GLN:HB2	5	1.75
(1,37)	1:A:104:ARG:HG2	2:B:84:GLN:HB3	5	1.75
(1,37)	1:A:104:ARG:HG2	2:B:84:GLN:HE21	5	1.75
(1,37)	1:A:104:ARG:HG2	2:B:84:GLN:HE22	5	1.75
(1,37)	1:A:104:ARG:HG2	2:B:84:GLN:HG2	5	1.75
(1,37)	1:A:104:ARG:HG2	2:B:84:GLN:HG3	5	1.75
(1,37)	1:A:104:ARG:HG2	2:B:84:GLN:N	5	1.75
(1,37)	1:A:104:ARG:HG2	2:B:84:GLN:NE2	5	1.75
(1,37)	1:A:104:ARG:HG2	2:B:84:GLN:O	5	1.75
(1,37)	1:A:104:ARG:HG2	2:B:84:GLN:OE1	5	1.75
(1,37)	1:A:104:ARG:HG2	2:B:97:THR:C	5	1.75
(1,37)	1:A:104:ARG:HG2	2:B:97:THR:CA	5	1.75
(1,37)	1:A:104:ARG:HG2	2:B:97:THR:CB	5	1.75
(1,37)	1:A:104:ARG:HG2	2:B:97:THR:CG2	5	1.75
(1,37)	1:A:104:ARG:HG2	2:B:97:THR:H	5	1.75
(1,37)	1:A:104:ARG:HG2	2:B:97:THR:HA	5	1.75
(1,37)	1:A:104:ARG:HG2	2:B:97:THR:HB	5	1.75
(1,37)	1:A:104:ARG:HG2	2:B:97:THR:HG1	5	1.75
(1,37)	1:A:104:ARG:HG2	2:B:97:THR:HG21	5	1.75
(1,37)	1:A:104:ARG:HG2	2:B:97:THR:HG22	5	1.75
(1,37)	1:A:104:ARG:HG2	2:B:97:THR:HG23	5	1.75
(1,37)	1:A:104:ARG:HG2	2:B:97:THR:N	5	1.75
(1,37)	1:A:104:ARG:HG2	2:B:97:THR:O	5	1.75
(1,37)	1:A:104:ARG:HG2	2:B:97:THR:OG1	5	1.75
(1,37)	1:A:104:ARG:HG2	2:B:99:HIS:C	5	1.75
(1,37)	1:A:104:ARG:HG2	2:B:99:HIS:CA	5	1.75
(1,37)	1:A:104:ARG:HG2	2:B:99:HIS:CB	5	1.75
(1,37)	1:A:104:ARG:HG2	2:B:99:HIS:CD2	5	1.75
(1,37)	1:A:104:ARG:HG2	2:B:99:HIS:CE1	5	1.75
(1,37)	1:A:104:ARG:HG2	2:B:99:HIS:CG	5	1.75
(1,37)	1:A:104:ARG:HG2	2:B:99:HIS:H	5	1.75
(1,37)	1:A:104:ARG:HG2	2:B:99:HIS:HA	5	1.75
(1,37)	1:A:104:ARG:HG2	2:B:99:HIS:HB2	5	1.75
(1,37)	1:A:104:ARG:HG2	2:B:99:HIS:HB3	5	1.75
(1,37)	1:A:104:ARG:HG2	2:B:99:HIS:HD1	5	1.75
(1,37)	1:A:104:ARG:HG2	2:B:99:HIS:HD2	5	1.75

*Continued on next page...*

*Continued from previous page...*

Key	Atom-1	Atom-2	Model ID	Violation (Å)
(1,37)	1:A:104:ARG:HG2	2:B:99:HIS:HE1	5	1.75
(1,37)	1:A:104:ARG:HG2	2:B:99:HIS:HE2	5	1.75
(1,37)	1:A:104:ARG:HG2	2:B:99:HIS:N	5	1.75
(1,37)	1:A:104:ARG:HG2	2:B:99:HIS:ND1	5	1.75
(1,37)	1:A:104:ARG:HG2	2:B:99:HIS:NE2	5	1.75
(1,37)	1:A:104:ARG:HG2	2:B:99:HIS:O	5	1.75
(1,37)	1:A:104:ARG:HG2	2:B:101:VAL:C	5	1.75
(1,37)	1:A:104:ARG:HG2	2:B:101:VAL:CA	5	1.75
(1,37)	1:A:104:ARG:HG2	2:B:101:VAL:CB	5	1.75
(1,37)	1:A:104:ARG:HG2	2:B:101:VAL:CG1	5	1.75
(1,37)	1:A:104:ARG:HG2	2:B:101:VAL:CG2	5	1.75
(1,37)	1:A:104:ARG:HG2	2:B:101:VAL:H	5	1.75
(1,37)	1:A:104:ARG:HG2	2:B:101:VAL:HA	5	1.75
(1,37)	1:A:104:ARG:HG2	2:B:101:VAL:HB	5	1.75
(1,37)	1:A:104:ARG:HG2	2:B:101:VAL:HG11	5	1.75
(1,37)	1:A:104:ARG:HG2	2:B:101:VAL:HG12	5	1.75
(1,37)	1:A:104:ARG:HG2	2:B:101:VAL:HG13	5	1.75
(1,37)	1:A:104:ARG:HG2	2:B:101:VAL:HG21	5	1.75
(1,37)	1:A:104:ARG:HG2	2:B:101:VAL:HG22	5	1.75
(1,37)	1:A:104:ARG:HG2	2:B:101:VAL:HG23	5	1.75
(1,37)	1:A:104:ARG:HG2	2:B:101:VAL:N	5	1.75
(1,37)	1:A:104:ARG:HG2	2:B:101:VAL:O	5	1.75
(1,37)	1:A:104:ARG:HG3	2:B:75:ILE:C	5	1.75
(1,37)	1:A:104:ARG:HG3	2:B:75:ILE:CA	5	1.75
(1,37)	1:A:104:ARG:HG3	2:B:75:ILE:CB	5	1.75
(1,37)	1:A:104:ARG:HG3	2:B:75:ILE:CD1	5	1.75
(1,37)	1:A:104:ARG:HG3	2:B:75:ILE:CG1	5	1.75
(1,37)	1:A:104:ARG:HG3	2:B:75:ILE:CG2	5	1.75
(1,37)	1:A:104:ARG:HG3	2:B:75:ILE:H	5	1.75
(1,37)	1:A:104:ARG:HG3	2:B:75:ILE:HA	5	1.75
(1,37)	1:A:104:ARG:HG3	2:B:75:ILE:HB	5	1.75
(1,37)	1:A:104:ARG:HG3	2:B:75:ILE:HD11	5	1.75
(1,37)	1:A:104:ARG:HG3	2:B:75:ILE:HD12	5	1.75
(1,37)	1:A:104:ARG:HG3	2:B:75:ILE:HD13	5	1.75
(1,37)	1:A:104:ARG:HG3	2:B:75:ILE:HG12	5	1.75
(1,37)	1:A:104:ARG:HG3	2:B:75:ILE:HG13	5	1.75
(1,37)	1:A:104:ARG:HG3	2:B:75:ILE:HG21	5	1.75
(1,37)	1:A:104:ARG:HG3	2:B:75:ILE:HG22	5	1.75
(1,37)	1:A:104:ARG:HG3	2:B:75:ILE:HG23	5	1.75
(1,37)	1:A:104:ARG:HG3	2:B:75:ILE:N	5	1.75
(1,37)	1:A:104:ARG:HG3	2:B:75:ILE:O	5	1.75
(1,37)	1:A:104:ARG:HG3	2:B:77:ALA:C	5	1.75

*Continued on next page...*



*Continued from previous page...*

Key	Atom-1	Atom-2	Model ID	Violation (Å)
(1,37)	1:A:104:ARG:HG3	2:B:77:ALA:CA	5	1.75
(1,37)	1:A:104:ARG:HG3	2:B:77:ALA:CB	5	1.75
(1,37)	1:A:104:ARG:HG3	2:B:77:ALA:H	5	1.75
(1,37)	1:A:104:ARG:HG3	2:B:77:ALA:HA	5	1.75
(1,37)	1:A:104:ARG:HG3	2:B:77:ALA:HB1	5	1.75
(1,37)	1:A:104:ARG:HG3	2:B:77:ALA:HB2	5	1.75
(1,37)	1:A:104:ARG:HG3	2:B:77:ALA:HB3	5	1.75
(1,37)	1:A:104:ARG:HG3	2:B:77:ALA:N	5	1.75
(1,37)	1:A:104:ARG:HG3	2:B:77:ALA:O	5	1.75
(1,37)	1:A:104:ARG:HG3	2:B:78:GLY:C	5	1.75
(1,37)	1:A:104:ARG:HG3	2:B:78:GLY:CA	5	1.75
(1,37)	1:A:104:ARG:HG3	2:B:78:GLY:H	5	1.75
(1,37)	1:A:104:ARG:HG3	2:B:78:GLY:HA2	5	1.75
(1,37)	1:A:104:ARG:HG3	2:B:78:GLY:HA3	5	1.75
(1,37)	1:A:104:ARG:HG3	2:B:78:GLY:N	5	1.75
(1,37)	1:A:104:ARG:HG3	2:B:78:GLY:O	5	1.75
(1,37)	1:A:104:ARG:HG3	2:B:79:LYS:C	5	1.75
(1,37)	1:A:104:ARG:HG3	2:B:79:LYS:CA	5	1.75
(1,37)	1:A:104:ARG:HG3	2:B:79:LYS:CB	5	1.75
(1,37)	1:A:104:ARG:HG3	2:B:79:LYS:CD	5	1.75
(1,37)	1:A:104:ARG:HG3	2:B:79:LYS:CE	5	1.75
(1,37)	1:A:104:ARG:HG3	2:B:79:LYS:CG	5	1.75
(1,37)	1:A:104:ARG:HG3	2:B:79:LYS:H	5	1.75
(1,37)	1:A:104:ARG:HG3	2:B:79:LYS:HA	5	1.75
(1,37)	1:A:104:ARG:HG3	2:B:79:LYS:HB2	5	1.75
(1,37)	1:A:104:ARG:HG3	2:B:79:LYS:HB3	5	1.75
(1,37)	1:A:104:ARG:HG3	2:B:79:LYS:HD2	5	1.75
(1,37)	1:A:104:ARG:HG3	2:B:79:LYS:HD3	5	1.75
(1,37)	1:A:104:ARG:HG3	2:B:79:LYS:HE2	5	1.75
(1,37)	1:A:104:ARG:HG3	2:B:79:LYS:HE3	5	1.75
(1,37)	1:A:104:ARG:HG3	2:B:79:LYS:HG2	5	1.75
(1,37)	1:A:104:ARG:HG3	2:B:79:LYS:HG3	5	1.75
(1,37)	1:A:104:ARG:HG3	2:B:79:LYS:HZ1	5	1.75
(1,37)	1:A:104:ARG:HG3	2:B:79:LYS:HZ2	5	1.75
(1,37)	1:A:104:ARG:HG3	2:B:79:LYS:HZ3	5	1.75
(1,37)	1:A:104:ARG:HG3	2:B:79:LYS:N	5	1.75
(1,37)	1:A:104:ARG:HG3	2:B:79:LYS:NZ	5	1.75
(1,37)	1:A:104:ARG:HG3	2:B:79:LYS:O	5	1.75
(1,37)	1:A:104:ARG:HG3	2:B:80:ILE:C	5	1.75
(1,37)	1:A:104:ARG:HG3	2:B:80:ILE:CA	5	1.75
(1,37)	1:A:104:ARG:HG3	2:B:80:ILE:CB	5	1.75
(1,37)	1:A:104:ARG:HG3	2:B:80:ILE:CD1	5	1.75

*Continued on next page...*

*Continued from previous page...*

Key	Atom-1	Atom-2	Model ID	Violation (Å)
(1,37)	1:A:104:ARG:HG3	2:B:80:ILE:CG1	5	1.75
(1,37)	1:A:104:ARG:HG3	2:B:80:ILE:CG2	5	1.75
(1,37)	1:A:104:ARG:HG3	2:B:80:ILE:H	5	1.75
(1,37)	1:A:104:ARG:HG3	2:B:80:ILE:HA	5	1.75
(1,37)	1:A:104:ARG:HG3	2:B:80:ILE:HB	5	1.75
(1,37)	1:A:104:ARG:HG3	2:B:80:ILE:HD11	5	1.75
(1,37)	1:A:104:ARG:HG3	2:B:80:ILE:HD12	5	1.75
(1,37)	1:A:104:ARG:HG3	2:B:80:ILE:HD13	5	1.75
(1,37)	1:A:104:ARG:HG3	2:B:80:ILE:HG12	5	1.75
(1,37)	1:A:104:ARG:HG3	2:B:80:ILE:HG13	5	1.75
(1,37)	1:A:104:ARG:HG3	2:B:80:ILE:HG21	5	1.75
(1,37)	1:A:104:ARG:HG3	2:B:80:ILE:HG22	5	1.75
(1,37)	1:A:104:ARG:HG3	2:B:80:ILE:HG23	5	1.75
(1,37)	1:A:104:ARG:HG3	2:B:80:ILE:N	5	1.75
(1,37)	1:A:104:ARG:HG3	2:B:80:ILE:O	5	1.75
(1,37)	1:A:104:ARG:HG3	2:B:84:GLN:C	5	1.75
(1,37)	1:A:104:ARG:HG3	2:B:84:GLN:CA	5	1.75
(1,37)	1:A:104:ARG:HG3	2:B:84:GLN:CB	5	1.75
(1,37)	1:A:104:ARG:HG3	2:B:84:GLN:CD	5	1.75
(1,37)	1:A:104:ARG:HG3	2:B:84:GLN:CG	5	1.75
(1,37)	1:A:104:ARG:HG3	2:B:84:GLN:H	5	1.75
(1,37)	1:A:104:ARG:HG3	2:B:84:GLN:HA	5	1.75
(1,37)	1:A:104:ARG:HG3	2:B:84:GLN:HB2	5	1.75
(1,37)	1:A:104:ARG:HG3	2:B:84:GLN:HB3	5	1.75
(1,37)	1:A:104:ARG:HG3	2:B:84:GLN:HE21	5	1.75
(1,37)	1:A:104:ARG:HG3	2:B:84:GLN:HE22	5	1.75
(1,37)	1:A:104:ARG:HG3	2:B:84:GLN:HG2	5	1.75
(1,37)	1:A:104:ARG:HG3	2:B:84:GLN:HG3	5	1.75
(1,37)	1:A:104:ARG:HG3	2:B:84:GLN:N	5	1.75
(1,37)	1:A:104:ARG:HG3	2:B:84:GLN:NE2	5	1.75
(1,37)	1:A:104:ARG:HG3	2:B:84:GLN:O	5	1.75
(1,37)	1:A:104:ARG:HG3	2:B:84:GLN:OE1	5	1.75
(1,37)	1:A:104:ARG:HG3	2:B:97:THR:C	5	1.75
(1,37)	1:A:104:ARG:HG3	2:B:97:THR:CA	5	1.75
(1,37)	1:A:104:ARG:HG3	2:B:97:THR:CB	5	1.75
(1,37)	1:A:104:ARG:HG3	2:B:97:THR:CG2	5	1.75
(1,37)	1:A:104:ARG:HG3	2:B:97:THR:H	5	1.75
(1,37)	1:A:104:ARG:HG3	2:B:97:THR:HA	5	1.75
(1,37)	1:A:104:ARG:HG3	2:B:97:THR:HB	5	1.75
(1,37)	1:A:104:ARG:HG3	2:B:97:THR:HG1	5	1.75
(1,37)	1:A:104:ARG:HG3	2:B:97:THR:HG21	5	1.75
(1,37)	1:A:104:ARG:HG3	2:B:97:THR:HG22	5	1.75

*Continued on next page...*

*Continued from previous page...*

Key	Atom-1	Atom-2	Model ID	Violation (Å)
(1,37)	1:A:104:ARG:HG3	2:B:97:THR:HG23	5	1.75
(1,37)	1:A:104:ARG:HG3	2:B:97:THR:N	5	1.75
(1,37)	1:A:104:ARG:HG3	2:B:97:THR:O	5	1.75
(1,37)	1:A:104:ARG:HG3	2:B:97:THR:OG1	5	1.75
(1,37)	1:A:104:ARG:HG3	2:B:99:HIS:C	5	1.75
(1,37)	1:A:104:ARG:HG3	2:B:99:HIS:CA	5	1.75
(1,37)	1:A:104:ARG:HG3	2:B:99:HIS:CB	5	1.75
(1,37)	1:A:104:ARG:HG3	2:B:99:HIS:CD2	5	1.75
(1,37)	1:A:104:ARG:HG3	2:B:99:HIS:CE1	5	1.75
(1,37)	1:A:104:ARG:HG3	2:B:99:HIS:CG	5	1.75
(1,37)	1:A:104:ARG:HG3	2:B:99:HIS:H	5	1.75
(1,37)	1:A:104:ARG:HG3	2:B:99:HIS:HA	5	1.75
(1,37)	1:A:104:ARG:HG3	2:B:99:HIS:HB2	5	1.75
(1,37)	1:A:104:ARG:HG3	2:B:99:HIS:HB3	5	1.75
(1,37)	1:A:104:ARG:HG3	2:B:99:HIS:HD1	5	1.75
(1,37)	1:A:104:ARG:HG3	2:B:99:HIS:HD2	5	1.75
(1,37)	1:A:104:ARG:HG3	2:B:99:HIS:HE1	5	1.75
(1,37)	1:A:104:ARG:HG3	2:B:99:HIS:HE2	5	1.75
(1,37)	1:A:104:ARG:HG3	2:B:99:HIS:N	5	1.75
(1,37)	1:A:104:ARG:HG3	2:B:99:HIS:ND1	5	1.75
(1,37)	1:A:104:ARG:HG3	2:B:99:HIS:NE2	5	1.75
(1,37)	1:A:104:ARG:HG3	2:B:99:HIS:O	5	1.75
(1,37)	1:A:104:ARG:HG3	2:B:101:VAL:C	5	1.75
(1,37)	1:A:104:ARG:HG3	2:B:101:VAL:CA	5	1.75
(1,37)	1:A:104:ARG:HG3	2:B:101:VAL:CB	5	1.75
(1,37)	1:A:104:ARG:HG3	2:B:101:VAL:CG1	5	1.75
(1,37)	1:A:104:ARG:HG3	2:B:101:VAL:CG2	5	1.75
(1,37)	1:A:104:ARG:HG3	2:B:101:VAL:H	5	1.75
(1,37)	1:A:104:ARG:HG3	2:B:101:VAL:HA	5	1.75
(1,37)	1:A:104:ARG:HG3	2:B:101:VAL:HB	5	1.75
(1,37)	1:A:104:ARG:HG3	2:B:101:VAL:HG11	5	1.75
(1,37)	1:A:104:ARG:HG3	2:B:101:VAL:HG12	5	1.75
(1,37)	1:A:104:ARG:HG3	2:B:101:VAL:HG13	5	1.75
(1,37)	1:A:104:ARG:HG3	2:B:101:VAL:HG21	5	1.75
(1,37)	1:A:104:ARG:HG3	2:B:101:VAL:HG22	5	1.75
(1,37)	1:A:104:ARG:HG3	2:B:101:VAL:HG23	5	1.75
(1,37)	1:A:104:ARG:HG3	2:B:101:VAL:N	5	1.75
(1,37)	1:A:104:ARG:HG3	2:B:101:VAL:O	5	1.75
(1,37)	1:A:104:ARG:HH11	2:B:75:ILE:C	5	1.75
(1,37)	1:A:104:ARG:HH11	2:B:75:ILE:CA	5	1.75
(1,37)	1:A:104:ARG:HH11	2:B:75:ILE:CB	5	1.75
(1,37)	1:A:104:ARG:HH11	2:B:75:ILE:CD1	5	1.75

*Continued on next page...*

*Continued from previous page...*

Key	Atom-1	Atom-2	Model ID	Violation (Å)
(1,37)	1:A:104:ARG:HH11	2:B:75:ILE:CG1	5	1.75
(1,37)	1:A:104:ARG:HH11	2:B:75:ILE:CG2	5	1.75
(1,37)	1:A:104:ARG:HH11	2:B:75:ILE:H	5	1.75
(1,37)	1:A:104:ARG:HH11	2:B:75:ILE:HA	5	1.75
(1,37)	1:A:104:ARG:HH11	2:B:75:ILE:HB	5	1.75
(1,37)	1:A:104:ARG:HH11	2:B:75:ILE:HD11	5	1.75
(1,37)	1:A:104:ARG:HH11	2:B:75:ILE:HD12	5	1.75
(1,37)	1:A:104:ARG:HH11	2:B:75:ILE:HD13	5	1.75
(1,37)	1:A:104:ARG:HH11	2:B:75:ILE:HG12	5	1.75
(1,37)	1:A:104:ARG:HH11	2:B:75:ILE:HG13	5	1.75
(1,37)	1:A:104:ARG:HH11	2:B:75:ILE:HG21	5	1.75
(1,37)	1:A:104:ARG:HH11	2:B:75:ILE:HG22	5	1.75
(1,37)	1:A:104:ARG:HH11	2:B:75:ILE:HG23	5	1.75
(1,37)	1:A:104:ARG:HH11	2:B:75:ILE:N	5	1.75
(1,37)	1:A:104:ARG:HH11	2:B:75:ILE:O	5	1.75
(1,37)	1:A:104:ARG:HH11	2:B:77:ALA:C	5	1.75
(1,37)	1:A:104:ARG:HH11	2:B:77:ALA:CA	5	1.75
(1,37)	1:A:104:ARG:HH11	2:B:77:ALA:CB	5	1.75
(1,37)	1:A:104:ARG:HH11	2:B:77:ALA:H	5	1.75
(1,37)	1:A:104:ARG:HH11	2:B:77:ALA:HA	5	1.75
(1,37)	1:A:104:ARG:HH11	2:B:77:ALA:HB1	5	1.75
(1,37)	1:A:104:ARG:HH11	2:B:77:ALA:HB2	5	1.75
(1,37)	1:A:104:ARG:HH11	2:B:77:ALA:HB3	5	1.75
(1,37)	1:A:104:ARG:HH11	2:B:77:ALA:N	5	1.75
(1,37)	1:A:104:ARG:HH11	2:B:77:ALA:O	5	1.75
(1,37)	1:A:104:ARG:HH11	2:B:78:GLY:C	5	1.75
(1,37)	1:A:104:ARG:HH11	2:B:78:GLY:CA	5	1.75
(1,37)	1:A:104:ARG:HH11	2:B:78:GLY:H	5	1.75
(1,37)	1:A:104:ARG:HH11	2:B:78:GLY:HA2	5	1.75
(1,37)	1:A:104:ARG:HH11	2:B:78:GLY:HA3	5	1.75
(1,37)	1:A:104:ARG:HH11	2:B:78:GLY:N	5	1.75
(1,37)	1:A:104:ARG:HH11	2:B:78:GLY:O	5	1.75
(1,37)	1:A:104:ARG:HH11	2:B:79:LYS:C	5	1.75
(1,37)	1:A:104:ARG:HH11	2:B:79:LYS:CA	5	1.75
(1,37)	1:A:104:ARG:HH11	2:B:79:LYS:CB	5	1.75
(1,37)	1:A:104:ARG:HH11	2:B:79:LYS:CD	5	1.75
(1,37)	1:A:104:ARG:HH11	2:B:79:LYS:CE	5	1.75
(1,37)	1:A:104:ARG:HH11	2:B:79:LYS:CG	5	1.75
(1,37)	1:A:104:ARG:HH11	2:B:79:LYS:H	5	1.75
(1,37)	1:A:104:ARG:HH11	2:B:79:LYS:HA	5	1.75
(1,37)	1:A:104:ARG:HH11	2:B:79:LYS:HB2	5	1.75
(1,37)	1:A:104:ARG:HH11	2:B:79:LYS:HB3	5	1.75

*Continued on next page...*

*Continued from previous page...*

Key	Atom-1	Atom-2	Model ID	Violation (Å)
(1,37)	1:A:104:ARG:HH11	2:B:79:LYS:HD2	5	1.75
(1,37)	1:A:104:ARG:HH11	2:B:79:LYS:HD3	5	1.75
(1,37)	1:A:104:ARG:HH11	2:B:79:LYS:HE2	5	1.75
(1,37)	1:A:104:ARG:HH11	2:B:79:LYS:HE3	5	1.75
(1,37)	1:A:104:ARG:HH11	2:B:79:LYS:HG2	5	1.75
(1,37)	1:A:104:ARG:HH11	2:B:79:LYS:HG3	5	1.75
(1,37)	1:A:104:ARG:HH11	2:B:79:LYS:HZ1	5	1.75
(1,37)	1:A:104:ARG:HH11	2:B:79:LYS:HZ2	5	1.75
(1,37)	1:A:104:ARG:HH11	2:B:79:LYS:HZ3	5	1.75
(1,37)	1:A:104:ARG:HH11	2:B:79:LYS:N	5	1.75
(1,37)	1:A:104:ARG:HH11	2:B:79:LYS:NZ	5	1.75
(1,37)	1:A:104:ARG:HH11	2:B:79:LYS:O	5	1.75
(1,37)	1:A:104:ARG:HH11	2:B:80:ILE:C	5	1.75
(1,37)	1:A:104:ARG:HH11	2:B:80:ILE:CA	5	1.75
(1,37)	1:A:104:ARG:HH11	2:B:80:ILE:CB	5	1.75
(1,37)	1:A:104:ARG:HH11	2:B:80:ILE:CD1	5	1.75
(1,37)	1:A:104:ARG:HH11	2:B:80:ILE:CG1	5	1.75
(1,37)	1:A:104:ARG:HH11	2:B:80:ILE:CG2	5	1.75
(1,37)	1:A:104:ARG:HH11	2:B:80:ILE:H	5	1.75
(1,37)	1:A:104:ARG:HH11	2:B:80:ILE:HA	5	1.75
(1,37)	1:A:104:ARG:HH11	2:B:80:ILE:HB	5	1.75
(1,37)	1:A:104:ARG:HH11	2:B:80:ILE:HD11	5	1.75
(1,37)	1:A:104:ARG:HH11	2:B:80:ILE:HD12	5	1.75
(1,37)	1:A:104:ARG:HH11	2:B:80:ILE:HD13	5	1.75
(1,37)	1:A:104:ARG:HH11	2:B:80:ILE:HG12	5	1.75
(1,37)	1:A:104:ARG:HH11	2:B:80:ILE:HG13	5	1.75
(1,37)	1:A:104:ARG:HH11	2:B:80:ILE:HG21	5	1.75
(1,37)	1:A:104:ARG:HH11	2:B:80:ILE:HG22	5	1.75
(1,37)	1:A:104:ARG:HH11	2:B:80:ILE:HG23	5	1.75
(1,37)	1:A:104:ARG:HH11	2:B:80:ILE:N	5	1.75
(1,37)	1:A:104:ARG:HH11	2:B:80:ILE:O	5	1.75
(1,37)	1:A:104:ARG:HH11	2:B:84:GLN:C	5	1.75
(1,37)	1:A:104:ARG:HH11	2:B:84:GLN:CA	5	1.75
(1,37)	1:A:104:ARG:HH11	2:B:84:GLN:CB	5	1.75
(1,37)	1:A:104:ARG:HH11	2:B:84:GLN:CD	5	1.75
(1,37)	1:A:104:ARG:HH11	2:B:84:GLN:CG	5	1.75
(1,37)	1:A:104:ARG:HH11	2:B:84:GLN:H	5	1.75
(1,37)	1:A:104:ARG:HH11	2:B:84:GLN:HA	5	1.75
(1,37)	1:A:104:ARG:HH11	2:B:84:GLN:HB2	5	1.75
(1,37)	1:A:104:ARG:HH11	2:B:84:GLN:HB3	5	1.75
(1,37)	1:A:104:ARG:HH11	2:B:84:GLN:HE21	5	1.75
(1,37)	1:A:104:ARG:HH11	2:B:84:GLN:HE22	5	1.75

*Continued on next page...*

*Continued from previous page...*

Key	Atom-1	Atom-2	Model ID	Violation (Å)
(1,37)	1:A:104:ARG:HH11	2:B:84:GLN:HG2	5	1.75
(1,37)	1:A:104:ARG:HH11	2:B:84:GLN:HG3	5	1.75
(1,37)	1:A:104:ARG:HH11	2:B:84:GLN:N	5	1.75
(1,37)	1:A:104:ARG:HH11	2:B:84:GLN:NE2	5	1.75
(1,37)	1:A:104:ARG:HH11	2:B:84:GLN:O	5	1.75
(1,37)	1:A:104:ARG:HH11	2:B:84:GLN:OE1	5	1.75
(1,37)	1:A:104:ARG:HH11	2:B:97:THR:C	5	1.75
(1,37)	1:A:104:ARG:HH11	2:B:97:THR:CA	5	1.75
(1,37)	1:A:104:ARG:HH11	2:B:97:THR:CB	5	1.75
(1,37)	1:A:104:ARG:HH11	2:B:97:THR:CG2	5	1.75
(1,37)	1:A:104:ARG:HH11	2:B:97:THR:H	5	1.75
(1,37)	1:A:104:ARG:HH11	2:B:97:THR:HA	5	1.75
(1,37)	1:A:104:ARG:HH11	2:B:97:THR:HB	5	1.75
(1,37)	1:A:104:ARG:HH11	2:B:97:THR:HG1	5	1.75
(1,37)	1:A:104:ARG:HH11	2:B:97:THR:HG21	5	1.75
(1,37)	1:A:104:ARG:HH11	2:B:97:THR:HG22	5	1.75
(1,37)	1:A:104:ARG:HH11	2:B:97:THR:HG23	5	1.75
(1,37)	1:A:104:ARG:HH11	2:B:97:THR:N	5	1.75
(1,37)	1:A:104:ARG:HH11	2:B:97:THR:O	5	1.75
(1,37)	1:A:104:ARG:HH11	2:B:97:THR:OG1	5	1.75
(1,37)	1:A:104:ARG:HH11	2:B:99:HIS:C	5	1.75
(1,37)	1:A:104:ARG:HH11	2:B:99:HIS:CA	5	1.75
(1,37)	1:A:104:ARG:HH11	2:B:99:HIS:CB	5	1.75
(1,37)	1:A:104:ARG:HH11	2:B:99:HIS:CD2	5	1.75
(1,37)	1:A:104:ARG:HH11	2:B:99:HIS:CE1	5	1.75
(1,37)	1:A:104:ARG:HH11	2:B:99:HIS:CG	5	1.75
(1,37)	1:A:104:ARG:HH11	2:B:99:HIS:H	5	1.75
(1,37)	1:A:104:ARG:HH11	2:B:99:HIS:HA	5	1.75
(1,37)	1:A:104:ARG:HH11	2:B:99:HIS:HB2	5	1.75
(1,37)	1:A:104:ARG:HH11	2:B:99:HIS:HB3	5	1.75
(1,37)	1:A:104:ARG:HH11	2:B:99:HIS:HD1	5	1.75
(1,37)	1:A:104:ARG:HH11	2:B:99:HIS:HD2	5	1.75
(1,37)	1:A:104:ARG:HH11	2:B:99:HIS:HE1	5	1.75
(1,37)	1:A:104:ARG:HH11	2:B:99:HIS:HE2	5	1.75
(1,37)	1:A:104:ARG:HH11	2:B:99:HIS:N	5	1.75
(1,37)	1:A:104:ARG:HH11	2:B:99:HIS:ND1	5	1.75
(1,37)	1:A:104:ARG:HH11	2:B:99:HIS:NE2	5	1.75
(1,37)	1:A:104:ARG:HH11	2:B:99:HIS:O	5	1.75
(1,37)	1:A:104:ARG:HH11	2:B:101:VAL:C	5	1.75
(1,37)	1:A:104:ARG:HH11	2:B:101:VAL:CA	5	1.75
(1,37)	1:A:104:ARG:HH11	2:B:101:VAL:CB	5	1.75
(1,37)	1:A:104:ARG:HH11	2:B:101:VAL:CG1	5	1.75

*Continued on next page...*

*Continued from previous page...*

Key	Atom-1	Atom-2	Model ID	Violation (Å)
(1,37)	1:A:104:ARG:HH11	2:B:101:VAL:CG2	5	1.75
(1,37)	1:A:104:ARG:HH11	2:B:101:VAL:H	5	1.75
(1,37)	1:A:104:ARG:HH11	2:B:101:VAL:HA	5	1.75
(1,37)	1:A:104:ARG:HH11	2:B:101:VAL:HB	5	1.75
(1,37)	1:A:104:ARG:HH11	2:B:101:VAL:HG11	5	1.75
(1,37)	1:A:104:ARG:HH11	2:B:101:VAL:HG12	5	1.75
(1,37)	1:A:104:ARG:HH11	2:B:101:VAL:HG13	5	1.75
(1,37)	1:A:104:ARG:HH11	2:B:101:VAL:HG21	5	1.75
(1,37)	1:A:104:ARG:HH11	2:B:101:VAL:HG22	5	1.75
(1,37)	1:A:104:ARG:HH11	2:B:101:VAL:HG23	5	1.75
(1,37)	1:A:104:ARG:HH11	2:B:101:VAL:N	5	1.75
(1,37)	1:A:104:ARG:HH11	2:B:101:VAL:O	5	1.75
(1,37)	1:A:104:ARG:HH12	2:B:75:ILE:C	5	1.75
(1,37)	1:A:104:ARG:HH12	2:B:75:ILE:CA	5	1.75
(1,37)	1:A:104:ARG:HH12	2:B:75:ILE:CB	5	1.75
(1,37)	1:A:104:ARG:HH12	2:B:75:ILE:CD1	5	1.75
(1,37)	1:A:104:ARG:HH12	2:B:75:ILE:CG1	5	1.75
(1,37)	1:A:104:ARG:HH12	2:B:75:ILE:CG2	5	1.75
(1,37)	1:A:104:ARG:HH12	2:B:75:ILE:H	5	1.75
(1,37)	1:A:104:ARG:HH12	2:B:75:ILE:HA	5	1.75
(1,37)	1:A:104:ARG:HH12	2:B:75:ILE:HB	5	1.75
(1,37)	1:A:104:ARG:HH12	2:B:75:ILE:HD11	5	1.75
(1,37)	1:A:104:ARG:HH12	2:B:75:ILE:HD12	5	1.75
(1,37)	1:A:104:ARG:HH12	2:B:75:ILE:HD13	5	1.75
(1,37)	1:A:104:ARG:HH12	2:B:75:ILE:HG12	5	1.75
(1,37)	1:A:104:ARG:HH12	2:B:75:ILE:HG13	5	1.75
(1,37)	1:A:104:ARG:HH12	2:B:75:ILE:HG21	5	1.75
(1,37)	1:A:104:ARG:HH12	2:B:75:ILE:HG22	5	1.75
(1,37)	1:A:104:ARG:HH12	2:B:75:ILE:HG23	5	1.75
(1,37)	1:A:104:ARG:HH12	2:B:75:ILE:N	5	1.75
(1,37)	1:A:104:ARG:HH12	2:B:75:ILE:O	5	1.75
(1,37)	1:A:104:ARG:HH12	2:B:77:ALA:C	5	1.75
(1,37)	1:A:104:ARG:HH12	2:B:77:ALA:CA	5	1.75
(1,37)	1:A:104:ARG:HH12	2:B:77:ALA:CB	5	1.75
(1,37)	1:A:104:ARG:HH12	2:B:77:ALA:H	5	1.75
(1,37)	1:A:104:ARG:HH12	2:B:77:ALA:HA	5	1.75
(1,37)	1:A:104:ARG:HH12	2:B:77:ALA:HB1	5	1.75
(1,37)	1:A:104:ARG:HH12	2:B:77:ALA:HB2	5	1.75
(1,37)	1:A:104:ARG:HH12	2:B:77:ALA:HB3	5	1.75
(1,37)	1:A:104:ARG:HH12	2:B:77:ALA:N	5	1.75
(1,37)	1:A:104:ARG:HH12	2:B:77:ALA:O	5	1.75
(1,37)	1:A:104:ARG:HH12	2:B:78:GLY:C	5	1.75

*Continued on next page...*

*Continued from previous page...*

Key	Atom-1	Atom-2	Model ID	Violation (Å)
(1,37)	1:A:104:ARG:HH12	2:B:78:GLY:CA	5	1.75
(1,37)	1:A:104:ARG:HH12	2:B:78:GLY:H	5	1.75
(1,37)	1:A:104:ARG:HH12	2:B:78:GLY:HA2	5	1.75
(1,37)	1:A:104:ARG:HH12	2:B:78:GLY:HA3	5	1.75
(1,37)	1:A:104:ARG:HH12	2:B:78:GLY:N	5	1.75
(1,37)	1:A:104:ARG:HH12	2:B:78:GLY:O	5	1.75
(1,37)	1:A:104:ARG:HH12	2:B:79:LYS:C	5	1.75
(1,37)	1:A:104:ARG:HH12	2:B:79:LYS:CA	5	1.75
(1,37)	1:A:104:ARG:HH12	2:B:79:LYS:CB	5	1.75
(1,37)	1:A:104:ARG:HH12	2:B:79:LYS:CD	5	1.75
(1,37)	1:A:104:ARG:HH12	2:B:79:LYS:CE	5	1.75
(1,37)	1:A:104:ARG:HH12	2:B:79:LYS:CG	5	1.75
(1,37)	1:A:104:ARG:HH12	2:B:79:LYS:H	5	1.75
(1,37)	1:A:104:ARG:HH12	2:B:79:LYS:HA	5	1.75
(1,37)	1:A:104:ARG:HH12	2:B:79:LYS:HB2	5	1.75
(1,37)	1:A:104:ARG:HH12	2:B:79:LYS:HB3	5	1.75
(1,37)	1:A:104:ARG:HH12	2:B:79:LYS:HD2	5	1.75
(1,37)	1:A:104:ARG:HH12	2:B:79:LYS:HD3	5	1.75
(1,37)	1:A:104:ARG:HH12	2:B:79:LYS:HE2	5	1.75
(1,37)	1:A:104:ARG:HH12	2:B:79:LYS:HE3	5	1.75
(1,37)	1:A:104:ARG:HH12	2:B:79:LYS:HG2	5	1.75
(1,37)	1:A:104:ARG:HH12	2:B:79:LYS:HG3	5	1.75
(1,37)	1:A:104:ARG:HH12	2:B:79:LYS:HZ1	5	1.75
(1,37)	1:A:104:ARG:HH12	2:B:79:LYS:HZ2	5	1.75
(1,37)	1:A:104:ARG:HH12	2:B:79:LYS:HZ3	5	1.75
(1,37)	1:A:104:ARG:HH12	2:B:79:LYS:N	5	1.75
(1,37)	1:A:104:ARG:HH12	2:B:79:LYS:NZ	5	1.75
(1,37)	1:A:104:ARG:HH12	2:B:79:LYS:O	5	1.75
(1,37)	1:A:104:ARG:HH12	2:B:80:ILE:C	5	1.75
(1,37)	1:A:104:ARG:HH12	2:B:80:ILE:CA	5	1.75
(1,37)	1:A:104:ARG:HH12	2:B:80:ILE:CB	5	1.75
(1,37)	1:A:104:ARG:HH12	2:B:80:ILE:CD1	5	1.75
(1,37)	1:A:104:ARG:HH12	2:B:80:ILE:CG1	5	1.75
(1,37)	1:A:104:ARG:HH12	2:B:80:ILE:CG2	5	1.75
(1,37)	1:A:104:ARG:HH12	2:B:80:ILE:H	5	1.75
(1,37)	1:A:104:ARG:HH12	2:B:80:ILE:HA	5	1.75
(1,37)	1:A:104:ARG:HH12	2:B:80:ILE:HB	5	1.75
(1,37)	1:A:104:ARG:HH12	2:B:80:ILE:HD11	5	1.75
(1,37)	1:A:104:ARG:HH12	2:B:80:ILE:HD12	5	1.75
(1,37)	1:A:104:ARG:HH12	2:B:80:ILE:HD13	5	1.75
(1,37)	1:A:104:ARG:HH12	2:B:80:ILE:HG12	5	1.75
(1,37)	1:A:104:ARG:HH12	2:B:80:ILE:HG13	5	1.75

*Continued on next page...*



*Continued from previous page...*

Key	Atom-1	Atom-2	Model ID	Violation (Å)
(1,37)	1:A:104:ARG:HH12	2:B:80:ILE:HG21	5	1.75
(1,37)	1:A:104:ARG:HH12	2:B:80:ILE:HG22	5	1.75
(1,37)	1:A:104:ARG:HH12	2:B:80:ILE:HG23	5	1.75
(1,37)	1:A:104:ARG:HH12	2:B:80:ILE:N	5	1.75
(1,37)	1:A:104:ARG:HH12	2:B:80:ILE:O	5	1.75
(1,37)	1:A:104:ARG:HH12	2:B:84:GLN:C	5	1.75
(1,37)	1:A:104:ARG:HH12	2:B:84:GLN:CA	5	1.75
(1,37)	1:A:104:ARG:HH12	2:B:84:GLN:CB	5	1.75
(1,37)	1:A:104:ARG:HH12	2:B:84:GLN:CD	5	1.75
(1,37)	1:A:104:ARG:HH12	2:B:84:GLN:CG	5	1.75
(1,37)	1:A:104:ARG:HH12	2:B:84:GLN:H	5	1.75
(1,37)	1:A:104:ARG:HH12	2:B:84:GLN:HA	5	1.75
(1,37)	1:A:104:ARG:HH12	2:B:84:GLN:HB2	5	1.75
(1,37)	1:A:104:ARG:HH12	2:B:84:GLN:HB3	5	1.75
(1,37)	1:A:104:ARG:HH12	2:B:84:GLN:HE21	5	1.75
(1,37)	1:A:104:ARG:HH12	2:B:84:GLN:HE22	5	1.75
(1,37)	1:A:104:ARG:HH12	2:B:84:GLN:HG2	5	1.75
(1,37)	1:A:104:ARG:HH12	2:B:84:GLN:HG3	5	1.75
(1,37)	1:A:104:ARG:HH12	2:B:84:GLN:N	5	1.75
(1,37)	1:A:104:ARG:HH12	2:B:84:GLN:NE2	5	1.75
(1,37)	1:A:104:ARG:HH12	2:B:84:GLN:O	5	1.75
(1,37)	1:A:104:ARG:HH12	2:B:84:GLN:OE1	5	1.75
(1,37)	1:A:104:ARG:HH12	2:B:97:THR:C	5	1.75
(1,37)	1:A:104:ARG:HH12	2:B:97:THR:CA	5	1.75
(1,37)	1:A:104:ARG:HH12	2:B:97:THR:CB	5	1.75
(1,37)	1:A:104:ARG:HH12	2:B:97:THR:CG2	5	1.75
(1,37)	1:A:104:ARG:HH12	2:B:97:THR:H	5	1.75
(1,37)	1:A:104:ARG:HH12	2:B:97:THR:HA	5	1.75
(1,37)	1:A:104:ARG:HH12	2:B:97:THR:HB	5	1.75
(1,37)	1:A:104:ARG:HH12	2:B:97:THR:HG1	5	1.75
(1,37)	1:A:104:ARG:HH12	2:B:97:THR:HG21	5	1.75
(1,37)	1:A:104:ARG:HH12	2:B:97:THR:HG22	5	1.75
(1,37)	1:A:104:ARG:HH12	2:B:97:THR:HG23	5	1.75
(1,37)	1:A:104:ARG:HH12	2:B:97:THR:N	5	1.75
(1,37)	1:A:104:ARG:HH12	2:B:97:THR:O	5	1.75
(1,37)	1:A:104:ARG:HH12	2:B:97:THR:OG1	5	1.75
(1,37)	1:A:104:ARG:HH12	2:B:99:HIS:C	5	1.75
(1,37)	1:A:104:ARG:HH12	2:B:99:HIS:CA	5	1.75
(1,37)	1:A:104:ARG:HH12	2:B:99:HIS:CB	5	1.75
(1,37)	1:A:104:ARG:HH12	2:B:99:HIS:CD2	5	1.75
(1,37)	1:A:104:ARG:HH12	2:B:99:HIS:CE1	5	1.75
(1,37)	1:A:104:ARG:HH12	2:B:99:HIS:CG	5	1.75

*Continued on next page...*

*Continued from previous page...*

Key	Atom-1	Atom-2	Model ID	Violation (Å)
(1,37)	1:A:104:ARG:HH12	2:B:99:HIS:H	5	1.75
(1,37)	1:A:104:ARG:HH12	2:B:99:HIS:HA	5	1.75
(1,37)	1:A:104:ARG:HH12	2:B:99:HIS:HB2	5	1.75
(1,37)	1:A:104:ARG:HH12	2:B:99:HIS:HB3	5	1.75
(1,37)	1:A:104:ARG:HH12	2:B:99:HIS:HD1	5	1.75
(1,37)	1:A:104:ARG:HH12	2:B:99:HIS:HD2	5	1.75
(1,37)	1:A:104:ARG:HH12	2:B:99:HIS:HE1	5	1.75
(1,37)	1:A:104:ARG:HH12	2:B:99:HIS:HE2	5	1.75
(1,37)	1:A:104:ARG:HH12	2:B:99:HIS:N	5	1.75
(1,37)	1:A:104:ARG:HH12	2:B:99:HIS:ND1	5	1.75
(1,37)	1:A:104:ARG:HH12	2:B:99:HIS:NE2	5	1.75
(1,37)	1:A:104:ARG:HH12	2:B:99:HIS:O	5	1.75
(1,37)	1:A:104:ARG:HH12	2:B:101:VAL:C	5	1.75
(1,37)	1:A:104:ARG:HH12	2:B:101:VAL:CA	5	1.75
(1,37)	1:A:104:ARG:HH12	2:B:101:VAL:CB	5	1.75
(1,37)	1:A:104:ARG:HH12	2:B:101:VAL:CG1	5	1.75
(1,37)	1:A:104:ARG:HH12	2:B:101:VAL:CG2	5	1.75
(1,37)	1:A:104:ARG:HH12	2:B:101:VAL:H	5	1.75
(1,37)	1:A:104:ARG:HH12	2:B:101:VAL:HA	5	1.75
(1,37)	1:A:104:ARG:HH12	2:B:101:VAL:HB	5	1.75
(1,37)	1:A:104:ARG:HH12	2:B:101:VAL:HG11	5	1.75
(1,37)	1:A:104:ARG:HH12	2:B:101:VAL:HG12	5	1.75
(1,37)	1:A:104:ARG:HH12	2:B:101:VAL:HG13	5	1.75
(1,37)	1:A:104:ARG:HH12	2:B:101:VAL:HG21	5	1.75
(1,37)	1:A:104:ARG:HH12	2:B:101:VAL:HG22	5	1.75
(1,37)	1:A:104:ARG:HH12	2:B:101:VAL:HG23	5	1.75
(1,37)	1:A:104:ARG:HH12	2:B:101:VAL:N	5	1.75
(1,37)	1:A:104:ARG:HH12	2:B:101:VAL:O	5	1.75
(1,37)	1:A:104:ARG:HH21	2:B:75:ILE:C	5	1.75
(1,37)	1:A:104:ARG:HH21	2:B:75:ILE:CA	5	1.75
(1,37)	1:A:104:ARG:HH21	2:B:75:ILE:CB	5	1.75
(1,37)	1:A:104:ARG:HH21	2:B:75:ILE:CD1	5	1.75
(1,37)	1:A:104:ARG:HH21	2:B:75:ILE:CG1	5	1.75
(1,37)	1:A:104:ARG:HH21	2:B:75:ILE:CG2	5	1.75
(1,37)	1:A:104:ARG:HH21	2:B:75:ILE:H	5	1.75
(1,37)	1:A:104:ARG:HH21	2:B:75:ILE:HA	5	1.75
(1,37)	1:A:104:ARG:HH21	2:B:75:ILE:HB	5	1.75
(1,37)	1:A:104:ARG:HH21	2:B:75:ILE:HD11	5	1.75
(1,37)	1:A:104:ARG:HH21	2:B:75:ILE:HD12	5	1.75
(1,37)	1:A:104:ARG:HH21	2:B:75:ILE:HD13	5	1.75
(1,37)	1:A:104:ARG:HH21	2:B:75:ILE:HG12	5	1.75
(1,37)	1:A:104:ARG:HH21	2:B:75:ILE:HG13	5	1.75

*Continued on next page...*

*Continued from previous page...*

Key	Atom-1	Atom-2	Model ID	Violation (Å)
(1,37)	1:A:104:ARG:HH21	2:B:75:ILE:HG21	5	1.75
(1,37)	1:A:104:ARG:HH21	2:B:75:ILE:HG22	5	1.75
(1,37)	1:A:104:ARG:HH21	2:B:75:ILE:HG23	5	1.75
(1,37)	1:A:104:ARG:HH21	2:B:75:ILE:N	5	1.75
(1,37)	1:A:104:ARG:HH21	2:B:75:ILE:O	5	1.75
(1,37)	1:A:104:ARG:HH21	2:B:77:ALA:C	5	1.75
(1,37)	1:A:104:ARG:HH21	2:B:77:ALA:CA	5	1.75
(1,37)	1:A:104:ARG:HH21	2:B:77:ALA:CB	5	1.75
(1,37)	1:A:104:ARG:HH21	2:B:77:ALA:H	5	1.75
(1,37)	1:A:104:ARG:HH21	2:B:77:ALA:HA	5	1.75
(1,37)	1:A:104:ARG:HH21	2:B:77:ALA:HB1	5	1.75
(1,37)	1:A:104:ARG:HH21	2:B:77:ALA:HB2	5	1.75
(1,37)	1:A:104:ARG:HH21	2:B:77:ALA:HB3	5	1.75
(1,37)	1:A:104:ARG:HH21	2:B:77:ALA:N	5	1.75
(1,37)	1:A:104:ARG:HH21	2:B:77:ALA:O	5	1.75
(1,37)	1:A:104:ARG:HH21	2:B:78:GLY:C	5	1.75
(1,37)	1:A:104:ARG:HH21	2:B:78:GLY:CA	5	1.75
(1,37)	1:A:104:ARG:HH21	2:B:78:GLY:H	5	1.75
(1,37)	1:A:104:ARG:HH21	2:B:78:GLY:HA2	5	1.75
(1,37)	1:A:104:ARG:HH21	2:B:78:GLY:HA3	5	1.75
(1,37)	1:A:104:ARG:HH21	2:B:78:GLY:N	5	1.75
(1,37)	1:A:104:ARG:HH21	2:B:78:GLY:O	5	1.75
(1,37)	1:A:104:ARG:HH21	2:B:79:LYS:C	5	1.75
(1,37)	1:A:104:ARG:HH21	2:B:79:LYS:CA	5	1.75
(1,37)	1:A:104:ARG:HH21	2:B:79:LYS:CB	5	1.75
(1,37)	1:A:104:ARG:HH21	2:B:79:LYS:CD	5	1.75
(1,37)	1:A:104:ARG:HH21	2:B:79:LYS:CE	5	1.75
(1,37)	1:A:104:ARG:HH21	2:B:79:LYS:CG	5	1.75
(1,37)	1:A:104:ARG:HH21	2:B:79:LYS:H	5	1.75
(1,37)	1:A:104:ARG:HH21	2:B:79:LYS:HA	5	1.75
(1,37)	1:A:104:ARG:HH21	2:B:79:LYS:HB2	5	1.75
(1,37)	1:A:104:ARG:HH21	2:B:79:LYS:HB3	5	1.75
(1,37)	1:A:104:ARG:HH21	2:B:79:LYS:HD2	5	1.75
(1,37)	1:A:104:ARG:HH21	2:B:79:LYS:HD3	5	1.75
(1,37)	1:A:104:ARG:HH21	2:B:79:LYS:HE2	5	1.75
(1,37)	1:A:104:ARG:HH21	2:B:79:LYS:HE3	5	1.75
(1,37)	1:A:104:ARG:HH21	2:B:79:LYS:HG2	5	1.75
(1,37)	1:A:104:ARG:HH21	2:B:79:LYS:HG3	5	1.75
(1,37)	1:A:104:ARG:HH21	2:B:79:LYS:HZ1	5	1.75
(1,37)	1:A:104:ARG:HH21	2:B:79:LYS:HZ2	5	1.75
(1,37)	1:A:104:ARG:HH21	2:B:79:LYS:HZ3	5	1.75
(1,37)	1:A:104:ARG:HH21	2:B:79:LYS:N	5	1.75

*Continued on next page...*

*Continued from previous page...*

Key	Atom-1	Atom-2	Model ID	Violation (Å)
(1,37)	1:A:104:ARG:HH21	2:B:79:LYS:NZ	5	1.75
(1,37)	1:A:104:ARG:HH21	2:B:79:LYS:O	5	1.75
(1,37)	1:A:104:ARG:HH21	2:B:80:ILE:C	5	1.75
(1,37)	1:A:104:ARG:HH21	2:B:80:ILE:CA	5	1.75
(1,37)	1:A:104:ARG:HH21	2:B:80:ILE:CB	5	1.75
(1,37)	1:A:104:ARG:HH21	2:B:80:ILE:CD1	5	1.75
(1,37)	1:A:104:ARG:HH21	2:B:80:ILE:CG1	5	1.75
(1,37)	1:A:104:ARG:HH21	2:B:80:ILE:CG2	5	1.75
(1,37)	1:A:104:ARG:HH21	2:B:80:ILE:H	5	1.75
(1,37)	1:A:104:ARG:HH21	2:B:80:ILE:HA	5	1.75
(1,37)	1:A:104:ARG:HH21	2:B:80:ILE:HB	5	1.75
(1,37)	1:A:104:ARG:HH21	2:B:80:ILE:HD11	5	1.75
(1,37)	1:A:104:ARG:HH21	2:B:80:ILE:HD12	5	1.75
(1,37)	1:A:104:ARG:HH21	2:B:80:ILE:HD13	5	1.75
(1,37)	1:A:104:ARG:HH21	2:B:80:ILE:HG12	5	1.75
(1,37)	1:A:104:ARG:HH21	2:B:80:ILE:HG13	5	1.75
(1,37)	1:A:104:ARG:HH21	2:B:80:ILE:HG21	5	1.75
(1,37)	1:A:104:ARG:HH21	2:B:80:ILE:HG22	5	1.75
(1,37)	1:A:104:ARG:HH21	2:B:80:ILE:HG23	5	1.75
(1,37)	1:A:104:ARG:HH21	2:B:80:ILE:N	5	1.75
(1,37)	1:A:104:ARG:HH21	2:B:80:ILE:O	5	1.75
(1,37)	1:A:104:ARG:HH21	2:B:84:GLN:C	5	1.75
(1,37)	1:A:104:ARG:HH21	2:B:84:GLN:CA	5	1.75
(1,37)	1:A:104:ARG:HH21	2:B:84:GLN:CB	5	1.75
(1,37)	1:A:104:ARG:HH21	2:B:84:GLN:CD	5	1.75
(1,37)	1:A:104:ARG:HH21	2:B:84:GLN:CG	5	1.75
(1,37)	1:A:104:ARG:HH21	2:B:84:GLN:H	5	1.75
(1,37)	1:A:104:ARG:HH21	2:B:84:GLN:HA	5	1.75
(1,37)	1:A:104:ARG:HH21	2:B:84:GLN:HB2	5	1.75
(1,37)	1:A:104:ARG:HH21	2:B:84:GLN:HB3	5	1.75
(1,37)	1:A:104:ARG:HH21	2:B:84:GLN:HE21	5	1.75
(1,37)	1:A:104:ARG:HH21	2:B:84:GLN:HE22	5	1.75
(1,37)	1:A:104:ARG:HH21	2:B:84:GLN:HG2	5	1.75
(1,37)	1:A:104:ARG:HH21	2:B:84:GLN:HG3	5	1.75
(1,37)	1:A:104:ARG:HH21	2:B:84:GLN:N	5	1.75
(1,37)	1:A:104:ARG:HH21	2:B:84:GLN:NE2	5	1.75
(1,37)	1:A:104:ARG:HH21	2:B:84:GLN:O	5	1.75
(1,37)	1:A:104:ARG:HH21	2:B:84:GLN:OE1	5	1.75
(1,37)	1:A:104:ARG:HH21	2:B:97:THR:C	5	1.75
(1,37)	1:A:104:ARG:HH21	2:B:97:THR:CA	5	1.75
(1,37)	1:A:104:ARG:HH21	2:B:97:THR:CB	5	1.75
(1,37)	1:A:104:ARG:HH21	2:B:97:THR:CG2	5	1.75

*Continued on next page...*

*Continued from previous page...*

Key	Atom-1	Atom-2	Model ID	Violation (Å)
(1,37)	1:A:104:ARG:HH21	2:B:97:THR:H	5	1.75
(1,37)	1:A:104:ARG:HH21	2:B:97:THR:HA	5	1.75
(1,37)	1:A:104:ARG:HH21	2:B:97:THR:HB	5	1.75
(1,37)	1:A:104:ARG:HH21	2:B:97:THR:HG1	5	1.75
(1,37)	1:A:104:ARG:HH21	2:B:97:THR:HG21	5	1.75
(1,37)	1:A:104:ARG:HH21	2:B:97:THR:HG22	5	1.75
(1,37)	1:A:104:ARG:HH21	2:B:97:THR:HG23	5	1.75
(1,37)	1:A:104:ARG:HH21	2:B:97:THR:N	5	1.75
(1,37)	1:A:104:ARG:HH21	2:B:97:THR:O	5	1.75
(1,37)	1:A:104:ARG:HH21	2:B:97:THR:OG1	5	1.75
(1,37)	1:A:104:ARG:HH21	2:B:99:HIS:C	5	1.75
(1,37)	1:A:104:ARG:HH21	2:B:99:HIS:CA	5	1.75
(1,37)	1:A:104:ARG:HH21	2:B:99:HIS:CB	5	1.75
(1,37)	1:A:104:ARG:HH21	2:B:99:HIS:CD2	5	1.75
(1,37)	1:A:104:ARG:HH21	2:B:99:HIS:CE1	5	1.75
(1,37)	1:A:104:ARG:HH21	2:B:99:HIS:CG	5	1.75
(1,37)	1:A:104:ARG:HH21	2:B:99:HIS:H	5	1.75
(1,37)	1:A:104:ARG:HH21	2:B:99:HIS:HA	5	1.75
(1,37)	1:A:104:ARG:HH21	2:B:99:HIS:HB2	5	1.75
(1,37)	1:A:104:ARG:HH21	2:B:99:HIS:HB3	5	1.75
(1,37)	1:A:104:ARG:HH21	2:B:99:HIS:HD1	5	1.75
(1,37)	1:A:104:ARG:HH21	2:B:99:HIS:HD2	5	1.75
(1,37)	1:A:104:ARG:HH21	2:B:99:HIS:HE1	5	1.75
(1,37)	1:A:104:ARG:HH21	2:B:99:HIS:HE2	5	1.75
(1,37)	1:A:104:ARG:HH21	2:B:99:HIS:N	5	1.75
(1,37)	1:A:104:ARG:HH21	2:B:99:HIS:ND1	5	1.75
(1,37)	1:A:104:ARG:HH21	2:B:99:HIS:NE2	5	1.75
(1,37)	1:A:104:ARG:HH21	2:B:99:HIS:O	5	1.75
(1,37)	1:A:104:ARG:HH21	2:B:101:VAL:C	5	1.75
(1,37)	1:A:104:ARG:HH21	2:B:101:VAL:CA	5	1.75
(1,37)	1:A:104:ARG:HH21	2:B:101:VAL:CB	5	1.75
(1,37)	1:A:104:ARG:HH21	2:B:101:VAL:CG1	5	1.75
(1,37)	1:A:104:ARG:HH21	2:B:101:VAL:CG2	5	1.75
(1,37)	1:A:104:ARG:HH21	2:B:101:VAL:H	5	1.75
(1,37)	1:A:104:ARG:HH21	2:B:101:VAL:HA	5	1.75
(1,37)	1:A:104:ARG:HH21	2:B:101:VAL:HB	5	1.75
(1,37)	1:A:104:ARG:HH21	2:B:101:VAL:HG11	5	1.75
(1,37)	1:A:104:ARG:HH21	2:B:101:VAL:HG12	5	1.75
(1,37)	1:A:104:ARG:HH21	2:B:101:VAL:HG13	5	1.75
(1,37)	1:A:104:ARG:HH21	2:B:101:VAL:HG21	5	1.75
(1,37)	1:A:104:ARG:HH21	2:B:101:VAL:HG22	5	1.75
(1,37)	1:A:104:ARG:HH21	2:B:101:VAL:HG23	5	1.75

*Continued on next page...*

*Continued from previous page...*

Key	Atom-1	Atom-2	Model ID	Violation (Å)
(1,37)	1:A:104:ARG:HH21	2:B:101:VAL:N	5	1.75
(1,37)	1:A:104:ARG:HH21	2:B:101:VAL:O	5	1.75
(1,37)	1:A:104:ARG:HH22	2:B:75:ILE:C	5	1.75
(1,37)	1:A:104:ARG:HH22	2:B:75:ILE:CA	5	1.75
(1,37)	1:A:104:ARG:HH22	2:B:75:ILE:CB	5	1.75
(1,37)	1:A:104:ARG:HH22	2:B:75:ILE:CD1	5	1.75
(1,37)	1:A:104:ARG:HH22	2:B:75:ILE:CG1	5	1.75
(1,37)	1:A:104:ARG:HH22	2:B:75:ILE:CG2	5	1.75
(1,37)	1:A:104:ARG:HH22	2:B:75:ILE:H	5	1.75
(1,37)	1:A:104:ARG:HH22	2:B:75:ILE:HA	5	1.75
(1,37)	1:A:104:ARG:HH22	2:B:75:ILE:HB	5	1.75
(1,37)	1:A:104:ARG:HH22	2:B:75:ILE:HD11	5	1.75
(1,37)	1:A:104:ARG:HH22	2:B:75:ILE:HD12	5	1.75
(1,37)	1:A:104:ARG:HH22	2:B:75:ILE:HD13	5	1.75
(1,37)	1:A:104:ARG:HH22	2:B:75:ILE:HG12	5	1.75
(1,37)	1:A:104:ARG:HH22	2:B:75:ILE:HG13	5	1.75
(1,37)	1:A:104:ARG:HH22	2:B:75:ILE:HG21	5	1.75
(1,37)	1:A:104:ARG:HH22	2:B:75:ILE:HG22	5	1.75
(1,37)	1:A:104:ARG:HH22	2:B:75:ILE:HG23	5	1.75
(1,37)	1:A:104:ARG:HH22	2:B:75:ILE:N	5	1.75
(1,37)	1:A:104:ARG:HH22	2:B:75:ILE:O	5	1.75
(1,37)	1:A:104:ARG:HH22	2:B:77:ALA:C	5	1.75
(1,37)	1:A:104:ARG:HH22	2:B:77:ALA:CA	5	1.75
(1,37)	1:A:104:ARG:HH22	2:B:77:ALA:CB	5	1.75
(1,37)	1:A:104:ARG:HH22	2:B:77:ALA:H	5	1.75
(1,37)	1:A:104:ARG:HH22	2:B:77:ALA:HA	5	1.75
(1,37)	1:A:104:ARG:HH22	2:B:77:ALA:HB1	5	1.75
(1,37)	1:A:104:ARG:HH22	2:B:77:ALA:HB2	5	1.75
(1,37)	1:A:104:ARG:HH22	2:B:77:ALA:HB3	5	1.75
(1,37)	1:A:104:ARG:HH22	2:B:77:ALA:N	5	1.75
(1,37)	1:A:104:ARG:HH22	2:B:77:ALA:O	5	1.75
(1,37)	1:A:104:ARG:HH22	2:B:78:GLY:C	5	1.75
(1,37)	1:A:104:ARG:HH22	2:B:78:GLY:CA	5	1.75
(1,37)	1:A:104:ARG:HH22	2:B:78:GLY:H	5	1.75
(1,37)	1:A:104:ARG:HH22	2:B:78:GLY:HA2	5	1.75
(1,37)	1:A:104:ARG:HH22	2:B:78:GLY:HA3	5	1.75
(1,37)	1:A:104:ARG:HH22	2:B:78:GLY:N	5	1.75
(1,37)	1:A:104:ARG:HH22	2:B:78:GLY:O	5	1.75
(1,37)	1:A:104:ARG:HH22	2:B:79:LYS:C	5	1.75
(1,37)	1:A:104:ARG:HH22	2:B:79:LYS:CA	5	1.75
(1,37)	1:A:104:ARG:HH22	2:B:79:LYS:CB	5	1.75
(1,37)	1:A:104:ARG:HH22	2:B:79:LYS:CD	5	1.75

*Continued on next page...*

*Continued from previous page...*

Key	Atom-1	Atom-2	Model ID	Violation (Å)
(1,37)	1:A:104:ARG:HH22	2:B:79:LYS:CE	5	1.75
(1,37)	1:A:104:ARG:HH22	2:B:79:LYS:CG	5	1.75
(1,37)	1:A:104:ARG:HH22	2:B:79:LYS:H	5	1.75
(1,37)	1:A:104:ARG:HH22	2:B:79:LYS:HA	5	1.75
(1,37)	1:A:104:ARG:HH22	2:B:79:LYS:HB2	5	1.75
(1,37)	1:A:104:ARG:HH22	2:B:79:LYS:HB3	5	1.75
(1,37)	1:A:104:ARG:HH22	2:B:79:LYS:HD2	5	1.75
(1,37)	1:A:104:ARG:HH22	2:B:79:LYS:HD3	5	1.75
(1,37)	1:A:104:ARG:HH22	2:B:79:LYS:HE2	5	1.75
(1,37)	1:A:104:ARG:HH22	2:B:79:LYS:HE3	5	1.75
(1,37)	1:A:104:ARG:HH22	2:B:79:LYS:HG2	5	1.75
(1,37)	1:A:104:ARG:HH22	2:B:79:LYS:HG3	5	1.75
(1,37)	1:A:104:ARG:HH22	2:B:79:LYS:HZ1	5	1.75
(1,37)	1:A:104:ARG:HH22	2:B:79:LYS:HZ2	5	1.75
(1,37)	1:A:104:ARG:HH22	2:B:79:LYS:HZ3	5	1.75
(1,37)	1:A:104:ARG:HH22	2:B:79:LYS:N	5	1.75
(1,37)	1:A:104:ARG:HH22	2:B:79:LYS:NZ	5	1.75
(1,37)	1:A:104:ARG:HH22	2:B:79:LYS:O	5	1.75
(1,37)	1:A:104:ARG:HH22	2:B:80:ILE:C	5	1.75
(1,37)	1:A:104:ARG:HH22	2:B:80:ILE:CA	5	1.75
(1,37)	1:A:104:ARG:HH22	2:B:80:ILE:CB	5	1.75
(1,37)	1:A:104:ARG:HH22	2:B:80:ILE:CD1	5	1.75
(1,37)	1:A:104:ARG:HH22	2:B:80:ILE:CG1	5	1.75
(1,37)	1:A:104:ARG:HH22	2:B:80:ILE:CG2	5	1.75
(1,37)	1:A:104:ARG:HH22	2:B:80:ILE:H	5	1.75
(1,37)	1:A:104:ARG:HH22	2:B:80:ILE:HA	5	1.75
(1,37)	1:A:104:ARG:HH22	2:B:80:ILE:HB	5	1.75
(1,37)	1:A:104:ARG:HH22	2:B:80:ILE:HD11	5	1.75
(1,37)	1:A:104:ARG:HH22	2:B:80:ILE:HD12	5	1.75
(1,37)	1:A:104:ARG:HH22	2:B:80:ILE:HD13	5	1.75
(1,37)	1:A:104:ARG:HH22	2:B:80:ILE:HG12	5	1.75
(1,37)	1:A:104:ARG:HH22	2:B:80:ILE:HG13	5	1.75
(1,37)	1:A:104:ARG:HH22	2:B:80:ILE:HG21	5	1.75
(1,37)	1:A:104:ARG:HH22	2:B:80:ILE:HG22	5	1.75
(1,37)	1:A:104:ARG:HH22	2:B:80:ILE:HG23	5	1.75
(1,37)	1:A:104:ARG:HH22	2:B:80:ILE:N	5	1.75
(1,37)	1:A:104:ARG:HH22	2:B:80:ILE:O	5	1.75
(1,37)	1:A:104:ARG:HH22	2:B:84:GLN:C	5	1.75
(1,37)	1:A:104:ARG:HH22	2:B:84:GLN:CA	5	1.75
(1,37)	1:A:104:ARG:HH22	2:B:84:GLN:CB	5	1.75
(1,37)	1:A:104:ARG:HH22	2:B:84:GLN:CD	5	1.75
(1,37)	1:A:104:ARG:HH22	2:B:84:GLN:CG	5	1.75

*Continued on next page...*

*Continued from previous page...*

Key	Atom-1	Atom-2	Model ID	Violation (Å)
(1,37)	1:A:104:ARG:HH22	2:B:84:GLN:H	5	1.75
(1,37)	1:A:104:ARG:HH22	2:B:84:GLN:HA	5	1.75
(1,37)	1:A:104:ARG:HH22	2:B:84:GLN:HB2	5	1.75
(1,37)	1:A:104:ARG:HH22	2:B:84:GLN:HB3	5	1.75
(1,37)	1:A:104:ARG:HH22	2:B:84:GLN:HE21	5	1.75
(1,37)	1:A:104:ARG:HH22	2:B:84:GLN:HE22	5	1.75
(1,37)	1:A:104:ARG:HH22	2:B:84:GLN:HG2	5	1.75
(1,37)	1:A:104:ARG:HH22	2:B:84:GLN:HG3	5	1.75
(1,37)	1:A:104:ARG:HH22	2:B:84:GLN:N	5	1.75
(1,37)	1:A:104:ARG:HH22	2:B:84:GLN:NE2	5	1.75
(1,37)	1:A:104:ARG:HH22	2:B:84:GLN:O	5	1.75
(1,37)	1:A:104:ARG:HH22	2:B:84:GLN:OE1	5	1.75
(1,37)	1:A:104:ARG:HH22	2:B:97:THR:C	5	1.75
(1,37)	1:A:104:ARG:HH22	2:B:97:THR:CA	5	1.75
(1,37)	1:A:104:ARG:HH22	2:B:97:THR:CB	5	1.75
(1,37)	1:A:104:ARG:HH22	2:B:97:THR:CG2	5	1.75
(1,37)	1:A:104:ARG:HH22	2:B:97:THR:H	5	1.75
(1,37)	1:A:104:ARG:HH22	2:B:97:THR:HA	5	1.75
(1,37)	1:A:104:ARG:HH22	2:B:97:THR:HB	5	1.75
(1,37)	1:A:104:ARG:HH22	2:B:97:THR:HG1	5	1.75
(1,37)	1:A:104:ARG:HH22	2:B:97:THR:HG21	5	1.75
(1,37)	1:A:104:ARG:HH22	2:B:97:THR:HG22	5	1.75
(1,37)	1:A:104:ARG:HH22	2:B:97:THR:HG23	5	1.75
(1,37)	1:A:104:ARG:HH22	2:B:97:THR:N	5	1.75
(1,37)	1:A:104:ARG:HH22	2:B:97:THR:O	5	1.75
(1,37)	1:A:104:ARG:HH22	2:B:97:THR:OG1	5	1.75
(1,37)	1:A:104:ARG:HH22	2:B:99:HIS:C	5	1.75
(1,37)	1:A:104:ARG:HH22	2:B:99:HIS:CA	5	1.75
(1,37)	1:A:104:ARG:HH22	2:B:99:HIS:CB	5	1.75
(1,37)	1:A:104:ARG:HH22	2:B:99:HIS:CD2	5	1.75
(1,37)	1:A:104:ARG:HH22	2:B:99:HIS:CE1	5	1.75
(1,37)	1:A:104:ARG:HH22	2:B:99:HIS:CG	5	1.75
(1,37)	1:A:104:ARG:HH22	2:B:99:HIS:H	5	1.75
(1,37)	1:A:104:ARG:HH22	2:B:99:HIS:HA	5	1.75
(1,37)	1:A:104:ARG:HH22	2:B:99:HIS:HB2	5	1.75
(1,37)	1:A:104:ARG:HH22	2:B:99:HIS:HB3	5	1.75
(1,37)	1:A:104:ARG:HH22	2:B:99:HIS:HD1	5	1.75
(1,37)	1:A:104:ARG:HH22	2:B:99:HIS:HD2	5	1.75
(1,37)	1:A:104:ARG:HH22	2:B:99:HIS:HE1	5	1.75
(1,37)	1:A:104:ARG:HH22	2:B:99:HIS:HE2	5	1.75
(1,37)	1:A:104:ARG:HH22	2:B:99:HIS:N	5	1.75
(1,37)	1:A:104:ARG:HH22	2:B:99:HIS:ND1	5	1.75

*Continued on next page...*



*Continued from previous page...*

Key	Atom-1	Atom-2	Model ID	Violation (Å)
(1,37)	1:A:104:ARG:HH22	2:B:99:HIS:NE2	5	1.75
(1,37)	1:A:104:ARG:HH22	2:B:99:HIS:O	5	1.75
(1,37)	1:A:104:ARG:HH22	2:B:101:VAL:C	5	1.75
(1,37)	1:A:104:ARG:HH22	2:B:101:VAL:CA	5	1.75
(1,37)	1:A:104:ARG:HH22	2:B:101:VAL:CB	5	1.75
(1,37)	1:A:104:ARG:HH22	2:B:101:VAL:CG1	5	1.75
(1,37)	1:A:104:ARG:HH22	2:B:101:VAL:CG2	5	1.75
(1,37)	1:A:104:ARG:HH22	2:B:101:VAL:H	5	1.75
(1,37)	1:A:104:ARG:HH22	2:B:101:VAL:HA	5	1.75
(1,37)	1:A:104:ARG:HH22	2:B:101:VAL:HB	5	1.75
(1,37)	1:A:104:ARG:HH22	2:B:101:VAL:HG11	5	1.75
(1,37)	1:A:104:ARG:HH22	2:B:101:VAL:HG12	5	1.75
(1,37)	1:A:104:ARG:HH22	2:B:101:VAL:HG13	5	1.75
(1,37)	1:A:104:ARG:HH22	2:B:101:VAL:HG21	5	1.75
(1,37)	1:A:104:ARG:HH22	2:B:101:VAL:HG22	5	1.75
(1,37)	1:A:104:ARG:HH22	2:B:101:VAL:HG23	5	1.75
(1,37)	1:A:104:ARG:HH22	2:B:101:VAL:N	5	1.75
(1,37)	1:A:104:ARG:HH22	2:B:101:VAL:O	5	1.75
(1,37)	1:A:104:ARG:N	2:B:75:ILE:C	5	1.75
(1,37)	1:A:104:ARG:N	2:B:75:ILE:CA	5	1.75
(1,37)	1:A:104:ARG:N	2:B:75:ILE:CB	5	1.75
(1,37)	1:A:104:ARG:N	2:B:75:ILE:CD1	5	1.75
(1,37)	1:A:104:ARG:N	2:B:75:ILE:CG1	5	1.75
(1,37)	1:A:104:ARG:N	2:B:75:ILE:CG2	5	1.75
(1,37)	1:A:104:ARG:N	2:B:75:ILE:H	5	1.75
(1,37)	1:A:104:ARG:N	2:B:75:ILE:HA	5	1.75
(1,37)	1:A:104:ARG:N	2:B:75:ILE:HB	5	1.75
(1,37)	1:A:104:ARG:N	2:B:75:ILE:HD11	5	1.75
(1,37)	1:A:104:ARG:N	2:B:75:ILE:HD12	5	1.75
(1,37)	1:A:104:ARG:N	2:B:75:ILE:HD13	5	1.75
(1,37)	1:A:104:ARG:N	2:B:75:ILE:HG12	5	1.75
(1,37)	1:A:104:ARG:N	2:B:75:ILE:HG13	5	1.75
(1,37)	1:A:104:ARG:N	2:B:75:ILE:HG21	5	1.75
(1,37)	1:A:104:ARG:N	2:B:75:ILE:HG22	5	1.75
(1,37)	1:A:104:ARG:N	2:B:75:ILE:HG23	5	1.75
(1,37)	1:A:104:ARG:N	2:B:75:ILE:N	5	1.75
(1,37)	1:A:104:ARG:N	2:B:75:ILE:O	5	1.75
(1,37)	1:A:104:ARG:N	2:B:77:ALA:C	5	1.75
(1,37)	1:A:104:ARG:N	2:B:77:ALA:CA	5	1.75
(1,37)	1:A:104:ARG:N	2:B:77:ALA:CB	5	1.75
(1,37)	1:A:104:ARG:N	2:B:77:ALA:H	5	1.75
(1,37)	1:A:104:ARG:N	2:B:77:ALA:HA	5	1.75

*Continued on next page...*

*Continued from previous page...*

Key	Atom-1	Atom-2	Model ID	Violation (Å)
(1,37)	1:A:104:ARG:N	2:B:77:ALA:HB1	5	1.75
(1,37)	1:A:104:ARG:N	2:B:77:ALA:HB2	5	1.75
(1,37)	1:A:104:ARG:N	2:B:77:ALA:HB3	5	1.75
(1,37)	1:A:104:ARG:N	2:B:77:ALA:N	5	1.75
(1,37)	1:A:104:ARG:N	2:B:77:ALA:O	5	1.75
(1,37)	1:A:104:ARG:N	2:B:78:GLY:C	5	1.75
(1,37)	1:A:104:ARG:N	2:B:78:GLY:CA	5	1.75
(1,37)	1:A:104:ARG:N	2:B:78:GLY:H	5	1.75
(1,37)	1:A:104:ARG:N	2:B:78:GLY:HA2	5	1.75
(1,37)	1:A:104:ARG:N	2:B:78:GLY:HA3	5	1.75
(1,37)	1:A:104:ARG:N	2:B:78:GLY:N	5	1.75
(1,37)	1:A:104:ARG:N	2:B:78:GLY:O	5	1.75
(1,37)	1:A:104:ARG:N	2:B:79:LYS:C	5	1.75
(1,37)	1:A:104:ARG:N	2:B:79:LYS:CA	5	1.75
(1,37)	1:A:104:ARG:N	2:B:79:LYS:CB	5	1.75
(1,37)	1:A:104:ARG:N	2:B:79:LYS:CD	5	1.75
(1,37)	1:A:104:ARG:N	2:B:79:LYS:CE	5	1.75
(1,37)	1:A:104:ARG:N	2:B:79:LYS:CG	5	1.75
(1,37)	1:A:104:ARG:N	2:B:79:LYS:H	5	1.75
(1,37)	1:A:104:ARG:N	2:B:79:LYS:HA	5	1.75
(1,37)	1:A:104:ARG:N	2:B:79:LYS:HB2	5	1.75
(1,37)	1:A:104:ARG:N	2:B:79:LYS:HB3	5	1.75
(1,37)	1:A:104:ARG:N	2:B:79:LYS:HD2	5	1.75
(1,37)	1:A:104:ARG:N	2:B:79:LYS:HD3	5	1.75
(1,37)	1:A:104:ARG:N	2:B:79:LYS:HE2	5	1.75
(1,37)	1:A:104:ARG:N	2:B:79:LYS:HE3	5	1.75
(1,37)	1:A:104:ARG:N	2:B:79:LYS:HG2	5	1.75
(1,37)	1:A:104:ARG:N	2:B:79:LYS:HG3	5	1.75
(1,37)	1:A:104:ARG:N	2:B:79:LYS:HZ1	5	1.75
(1,37)	1:A:104:ARG:N	2:B:79:LYS:HZ2	5	1.75
(1,37)	1:A:104:ARG:N	2:B:79:LYS:HZ3	5	1.75
(1,37)	1:A:104:ARG:N	2:B:79:LYS:N	5	1.75
(1,37)	1:A:104:ARG:N	2:B:79:LYS:NZ	5	1.75
(1,37)	1:A:104:ARG:N	2:B:79:LYS:O	5	1.75
(1,37)	1:A:104:ARG:N	2:B:80:ILE:C	5	1.75
(1,37)	1:A:104:ARG:N	2:B:80:ILE:CA	5	1.75
(1,37)	1:A:104:ARG:N	2:B:80:ILE:CB	5	1.75
(1,37)	1:A:104:ARG:N	2:B:80:ILE:CD1	5	1.75
(1,37)	1:A:104:ARG:N	2:B:80:ILE:CG1	5	1.75
(1,37)	1:A:104:ARG:N	2:B:80:ILE:CG2	5	1.75
(1,37)	1:A:104:ARG:N	2:B:80:ILE:H	5	1.75
(1,37)	1:A:104:ARG:N	2:B:80:ILE:HA	5	1.75

*Continued on next page...*

*Continued from previous page...*

Key	Atom-1	Atom-2	Model ID	Violation (Å)
(1,37)	1:A:104:ARG:N	2:B:80:ILE:HB	5	1.75
(1,37)	1:A:104:ARG:N	2:B:80:ILE:HD11	5	1.75
(1,37)	1:A:104:ARG:N	2:B:80:ILE:HD12	5	1.75
(1,37)	1:A:104:ARG:N	2:B:80:ILE:HD13	5	1.75
(1,37)	1:A:104:ARG:N	2:B:80:ILE:HG12	5	1.75
(1,37)	1:A:104:ARG:N	2:B:80:ILE:HG13	5	1.75
(1,37)	1:A:104:ARG:N	2:B:80:ILE:HG21	5	1.75
(1,37)	1:A:104:ARG:N	2:B:80:ILE:HG22	5	1.75
(1,37)	1:A:104:ARG:N	2:B:80:ILE:HG23	5	1.75
(1,37)	1:A:104:ARG:N	2:B:80:ILE:N	5	1.75
(1,37)	1:A:104:ARG:N	2:B:80:ILE:O	5	1.75
(1,37)	1:A:104:ARG:N	2:B:84:GLN:C	5	1.75
(1,37)	1:A:104:ARG:N	2:B:84:GLN:CA	5	1.75
(1,37)	1:A:104:ARG:N	2:B:84:GLN:CB	5	1.75
(1,37)	1:A:104:ARG:N	2:B:84:GLN:CD	5	1.75
(1,37)	1:A:104:ARG:N	2:B:84:GLN:CG	5	1.75
(1,37)	1:A:104:ARG:N	2:B:84:GLN:H	5	1.75
(1,37)	1:A:104:ARG:N	2:B:84:GLN:HA	5	1.75
(1,37)	1:A:104:ARG:N	2:B:84:GLN:HB2	5	1.75
(1,37)	1:A:104:ARG:N	2:B:84:GLN:HB3	5	1.75
(1,37)	1:A:104:ARG:N	2:B:84:GLN:HE21	5	1.75
(1,37)	1:A:104:ARG:N	2:B:84:GLN:HE22	5	1.75
(1,37)	1:A:104:ARG:N	2:B:84:GLN:HG2	5	1.75
(1,37)	1:A:104:ARG:N	2:B:84:GLN:HG3	5	1.75
(1,37)	1:A:104:ARG:N	2:B:84:GLN:N	5	1.75
(1,37)	1:A:104:ARG:N	2:B:84:GLN:NE2	5	1.75
(1,37)	1:A:104:ARG:N	2:B:84:GLN:O	5	1.75
(1,37)	1:A:104:ARG:N	2:B:84:GLN:OE1	5	1.75
(1,37)	1:A:104:ARG:N	2:B:97:THR:C	5	1.75
(1,37)	1:A:104:ARG:N	2:B:97:THR:CA	5	1.75
(1,37)	1:A:104:ARG:N	2:B:97:THR:CB	5	1.75
(1,37)	1:A:104:ARG:N	2:B:97:THR:CG2	5	1.75
(1,37)	1:A:104:ARG:N	2:B:97:THR:H	5	1.75
(1,37)	1:A:104:ARG:N	2:B:97:THR:HA	5	1.75
(1,37)	1:A:104:ARG:N	2:B:97:THR:HB	5	1.75
(1,37)	1:A:104:ARG:N	2:B:97:THR:HG1	5	1.75
(1,37)	1:A:104:ARG:N	2:B:97:THR:HG21	5	1.75
(1,37)	1:A:104:ARG:N	2:B:97:THR:HG22	5	1.75
(1,37)	1:A:104:ARG:N	2:B:97:THR:HG23	5	1.75
(1,37)	1:A:104:ARG:N	2:B:97:THR:N	5	1.75
(1,37)	1:A:104:ARG:N	2:B:97:THR:O	5	1.75
(1,37)	1:A:104:ARG:N	2:B:97:THR:OG1	5	1.75

*Continued on next page...*

*Continued from previous page...*

Key	Atom-1	Atom-2	Model ID	Violation (Å)
(1,37)	1:A:104:ARG:N	2:B:99:HIS:C	5	1.75
(1,37)	1:A:104:ARG:N	2:B:99:HIS:CA	5	1.75
(1,37)	1:A:104:ARG:N	2:B:99:HIS:CB	5	1.75
(1,37)	1:A:104:ARG:N	2:B:99:HIS:CD2	5	1.75
(1,37)	1:A:104:ARG:N	2:B:99:HIS:CE1	5	1.75
(1,37)	1:A:104:ARG:N	2:B:99:HIS:CG	5	1.75
(1,37)	1:A:104:ARG:N	2:B:99:HIS:H	5	1.75
(1,37)	1:A:104:ARG:N	2:B:99:HIS:HA	5	1.75
(1,37)	1:A:104:ARG:N	2:B:99:HIS:HB2	5	1.75
(1,37)	1:A:104:ARG:N	2:B:99:HIS:HB3	5	1.75
(1,37)	1:A:104:ARG:N	2:B:99:HIS:HD1	5	1.75
(1,37)	1:A:104:ARG:N	2:B:99:HIS:HD2	5	1.75
(1,37)	1:A:104:ARG:N	2:B:99:HIS:HE1	5	1.75
(1,37)	1:A:104:ARG:N	2:B:99:HIS:HE2	5	1.75
(1,37)	1:A:104:ARG:N	2:B:99:HIS:N	5	1.75
(1,37)	1:A:104:ARG:N	2:B:99:HIS:ND1	5	1.75
(1,37)	1:A:104:ARG:N	2:B:99:HIS:NE2	5	1.75
(1,37)	1:A:104:ARG:N	2:B:99:HIS:O	5	1.75
(1,37)	1:A:104:ARG:N	2:B:101:VAL:C	5	1.75
(1,37)	1:A:104:ARG:N	2:B:101:VAL:CA	5	1.75
(1,37)	1:A:104:ARG:N	2:B:101:VAL:CB	5	1.75
(1,37)	1:A:104:ARG:N	2:B:101:VAL:CG1	5	1.75
(1,37)	1:A:104:ARG:N	2:B:101:VAL:CG2	5	1.75
(1,37)	1:A:104:ARG:N	2:B:101:VAL:H	5	1.75
(1,37)	1:A:104:ARG:N	2:B:101:VAL:HA	5	1.75
(1,37)	1:A:104:ARG:N	2:B:101:VAL:HB	5	1.75
(1,37)	1:A:104:ARG:N	2:B:101:VAL:HG11	5	1.75
(1,37)	1:A:104:ARG:N	2:B:101:VAL:HG12	5	1.75
(1,37)	1:A:104:ARG:N	2:B:101:VAL:HG13	5	1.75
(1,37)	1:A:104:ARG:N	2:B:101:VAL:HG21	5	1.75
(1,37)	1:A:104:ARG:N	2:B:101:VAL:HG22	5	1.75
(1,37)	1:A:104:ARG:N	2:B:101:VAL:HG23	5	1.75
(1,37)	1:A:104:ARG:N	2:B:101:VAL:N	5	1.75
(1,37)	1:A:104:ARG:N	2:B:101:VAL:O	5	1.75
(1,37)	1:A:104:ARG:NE	2:B:75:ILE:C	5	1.75
(1,37)	1:A:104:ARG:NE	2:B:75:ILE:CA	5	1.75
(1,37)	1:A:104:ARG:NE	2:B:75:ILE:CB	5	1.75
(1,37)	1:A:104:ARG:NE	2:B:75:ILE:CD1	5	1.75
(1,37)	1:A:104:ARG:NE	2:B:75:ILE:CG1	5	1.75
(1,37)	1:A:104:ARG:NE	2:B:75:ILE:CG2	5	1.75
(1,37)	1:A:104:ARG:NE	2:B:75:ILE:H	5	1.75
(1,37)	1:A:104:ARG:NE	2:B:75:ILE:HA	5	1.75

*Continued on next page...*

*Continued from previous page...*

Key	Atom-1	Atom-2	Model ID	Violation (Å)
(1,37)	1:A:104:ARG:NE	2:B:75:ILE:HB	5	1.75
(1,37)	1:A:104:ARG:NE	2:B:75:ILE:HD11	5	1.75
(1,37)	1:A:104:ARG:NE	2:B:75:ILE:HD12	5	1.75
(1,37)	1:A:104:ARG:NE	2:B:75:ILE:HD13	5	1.75
(1,37)	1:A:104:ARG:NE	2:B:75:ILE:HG12	5	1.75
(1,37)	1:A:104:ARG:NE	2:B:75:ILE:HG13	5	1.75
(1,37)	1:A:104:ARG:NE	2:B:75:ILE:HG21	5	1.75
(1,37)	1:A:104:ARG:NE	2:B:75:ILE:HG22	5	1.75
(1,37)	1:A:104:ARG:NE	2:B:75:ILE:HG23	5	1.75
(1,37)	1:A:104:ARG:NE	2:B:75:ILE:N	5	1.75
(1,37)	1:A:104:ARG:NE	2:B:75:ILE:O	5	1.75
(1,37)	1:A:104:ARG:NE	2:B:77:ALA:C	5	1.75
(1,37)	1:A:104:ARG:NE	2:B:77:ALA:CA	5	1.75
(1,37)	1:A:104:ARG:NE	2:B:77:ALA:CB	5	1.75
(1,37)	1:A:104:ARG:NE	2:B:77:ALA:H	5	1.75
(1,37)	1:A:104:ARG:NE	2:B:77:ALA:HA	5	1.75
(1,37)	1:A:104:ARG:NE	2:B:77:ALA:HB1	5	1.75
(1,37)	1:A:104:ARG:NE	2:B:77:ALA:HB2	5	1.75
(1,37)	1:A:104:ARG:NE	2:B:77:ALA:HB3	5	1.75
(1,37)	1:A:104:ARG:NE	2:B:77:ALA:N	5	1.75
(1,37)	1:A:104:ARG:NE	2:B:77:ALA:O	5	1.75
(1,37)	1:A:104:ARG:NE	2:B:78:GLY:C	5	1.75
(1,37)	1:A:104:ARG:NE	2:B:78:GLY:CA	5	1.75
(1,37)	1:A:104:ARG:NE	2:B:78:GLY:H	5	1.75
(1,37)	1:A:104:ARG:NE	2:B:78:GLY:HA2	5	1.75
(1,37)	1:A:104:ARG:NE	2:B:78:GLY:HA3	5	1.75
(1,37)	1:A:104:ARG:NE	2:B:78:GLY:N	5	1.75
(1,37)	1:A:104:ARG:NE	2:B:78:GLY:O	5	1.75
(1,37)	1:A:104:ARG:NE	2:B:79:LYS:C	5	1.75
(1,37)	1:A:104:ARG:NE	2:B:79:LYS:CA	5	1.75
(1,37)	1:A:104:ARG:NE	2:B:79:LYS:CB	5	1.75
(1,37)	1:A:104:ARG:NE	2:B:79:LYS:CD	5	1.75
(1,37)	1:A:104:ARG:NE	2:B:79:LYS:CE	5	1.75
(1,37)	1:A:104:ARG:NE	2:B:79:LYS:CG	5	1.75
(1,37)	1:A:104:ARG:NE	2:B:79:LYS:H	5	1.75
(1,37)	1:A:104:ARG:NE	2:B:79:LYS:HA	5	1.75
(1,37)	1:A:104:ARG:NE	2:B:79:LYS:HB2	5	1.75
(1,37)	1:A:104:ARG:NE	2:B:79:LYS:HB3	5	1.75
(1,37)	1:A:104:ARG:NE	2:B:79:LYS:HD2	5	1.75
(1,37)	1:A:104:ARG:NE	2:B:79:LYS:HD3	5	1.75
(1,37)	1:A:104:ARG:NE	2:B:79:LYS:HE2	5	1.75
(1,37)	1:A:104:ARG:NE	2:B:79:LYS:HE3	5	1.75

*Continued on next page...*

*Continued from previous page...*

Key	Atom-1	Atom-2	Model ID	Violation (Å)
(1,37)	1:A:104:ARG:NE	2:B:79:LYS:HG2	5	1.75
(1,37)	1:A:104:ARG:NE	2:B:79:LYS:HG3	5	1.75
(1,37)	1:A:104:ARG:NE	2:B:79:LYS:HZ1	5	1.75
(1,37)	1:A:104:ARG:NE	2:B:79:LYS:HZ2	5	1.75
(1,37)	1:A:104:ARG:NE	2:B:79:LYS:HZ3	5	1.75
(1,37)	1:A:104:ARG:NE	2:B:79:LYS:N	5	1.75
(1,37)	1:A:104:ARG:NE	2:B:79:LYS:NZ	5	1.75
(1,37)	1:A:104:ARG:NE	2:B:79:LYS:O	5	1.75
(1,37)	1:A:104:ARG:NE	2:B:80:ILE:C	5	1.75
(1,37)	1:A:104:ARG:NE	2:B:80:ILE:CA	5	1.75
(1,37)	1:A:104:ARG:NE	2:B:80:ILE:CB	5	1.75
(1,37)	1:A:104:ARG:NE	2:B:80:ILE:CD1	5	1.75
(1,37)	1:A:104:ARG:NE	2:B:80:ILE:CG1	5	1.75
(1,37)	1:A:104:ARG:NE	2:B:80:ILE:CG2	5	1.75
(1,37)	1:A:104:ARG:NE	2:B:80:ILE:H	5	1.75
(1,37)	1:A:104:ARG:NE	2:B:80:ILE:HA	5	1.75
(1,37)	1:A:104:ARG:NE	2:B:80:ILE:HB	5	1.75
(1,37)	1:A:104:ARG:NE	2:B:80:ILE:HD11	5	1.75
(1,37)	1:A:104:ARG:NE	2:B:80:ILE:HD12	5	1.75
(1,37)	1:A:104:ARG:NE	2:B:80:ILE:HD13	5	1.75
(1,37)	1:A:104:ARG:NE	2:B:80:ILE:HG12	5	1.75
(1,37)	1:A:104:ARG:NE	2:B:80:ILE:HG13	5	1.75
(1,37)	1:A:104:ARG:NE	2:B:80:ILE:HG21	5	1.75
(1,37)	1:A:104:ARG:NE	2:B:80:ILE:HG22	5	1.75
(1,37)	1:A:104:ARG:NE	2:B:80:ILE:HG23	5	1.75
(1,37)	1:A:104:ARG:NE	2:B:80:ILE:N	5	1.75
(1,37)	1:A:104:ARG:NE	2:B:80:ILE:O	5	1.75
(1,37)	1:A:104:ARG:NE	2:B:84:GLN:C	5	1.75
(1,37)	1:A:104:ARG:NE	2:B:84:GLN:CA	5	1.75
(1,37)	1:A:104:ARG:NE	2:B:84:GLN:CB	5	1.75
(1,37)	1:A:104:ARG:NE	2:B:84:GLN:CD	5	1.75
(1,37)	1:A:104:ARG:NE	2:B:84:GLN:CG	5	1.75
(1,37)	1:A:104:ARG:NE	2:B:84:GLN:H	5	1.75
(1,37)	1:A:104:ARG:NE	2:B:84:GLN:HA	5	1.75
(1,37)	1:A:104:ARG:NE	2:B:84:GLN:HB2	5	1.75
(1,37)	1:A:104:ARG:NE	2:B:84:GLN:HB3	5	1.75
(1,37)	1:A:104:ARG:NE	2:B:84:GLN:HE21	5	1.75
(1,37)	1:A:104:ARG:NE	2:B:84:GLN:HE22	5	1.75
(1,37)	1:A:104:ARG:NE	2:B:84:GLN:HG2	5	1.75
(1,37)	1:A:104:ARG:NE	2:B:84:GLN:HG3	5	1.75
(1,37)	1:A:104:ARG:NE	2:B:84:GLN:N	5	1.75
(1,37)	1:A:104:ARG:NE	2:B:84:GLN:NE2	5	1.75

*Continued on next page...*

*Continued from previous page...*

Key	Atom-1	Atom-2	Model ID	Violation (Å)
(1,37)	1:A:104:ARG:NE	2:B:84:GLN:O	5	1.75
(1,37)	1:A:104:ARG:NE	2:B:84:GLN:OE1	5	1.75
(1,37)	1:A:104:ARG:NE	2:B:97:THR:C	5	1.75
(1,37)	1:A:104:ARG:NE	2:B:97:THR:CA	5	1.75
(1,37)	1:A:104:ARG:NE	2:B:97:THR:CB	5	1.75
(1,37)	1:A:104:ARG:NE	2:B:97:THR:CG2	5	1.75
(1,37)	1:A:104:ARG:NE	2:B:97:THR:H	5	1.75
(1,37)	1:A:104:ARG:NE	2:B:97:THR:HA	5	1.75
(1,37)	1:A:104:ARG:NE	2:B:97:THR:HB	5	1.75
(1,37)	1:A:104:ARG:NE	2:B:97:THR:HG1	5	1.75
(1,37)	1:A:104:ARG:NE	2:B:97:THR:HG21	5	1.75
(1,37)	1:A:104:ARG:NE	2:B:97:THR:HG22	5	1.75
(1,37)	1:A:104:ARG:NE	2:B:97:THR:HG23	5	1.75
(1,37)	1:A:104:ARG:NE	2:B:97:THR:N	5	1.75
(1,37)	1:A:104:ARG:NE	2:B:97:THR:O	5	1.75
(1,37)	1:A:104:ARG:NE	2:B:97:THR:OG1	5	1.75
(1,37)	1:A:104:ARG:NE	2:B:99:HIS:C	5	1.75
(1,37)	1:A:104:ARG:NE	2:B:99:HIS:CA	5	1.75
(1,37)	1:A:104:ARG:NE	2:B:99:HIS:CB	5	1.75
(1,37)	1:A:104:ARG:NE	2:B:99:HIS:CD2	5	1.75
(1,37)	1:A:104:ARG:NE	2:B:99:HIS:CE1	5	1.75
(1,37)	1:A:104:ARG:NE	2:B:99:HIS:CG	5	1.75
(1,37)	1:A:104:ARG:NE	2:B:99:HIS:H	5	1.75
(1,37)	1:A:104:ARG:NE	2:B:99:HIS:HA	5	1.75
(1,37)	1:A:104:ARG:NE	2:B:99:HIS:HB2	5	1.75
(1,37)	1:A:104:ARG:NE	2:B:99:HIS:HB3	5	1.75
(1,37)	1:A:104:ARG:NE	2:B:99:HIS:HD1	5	1.75
(1,37)	1:A:104:ARG:NE	2:B:99:HIS:HD2	5	1.75
(1,37)	1:A:104:ARG:NE	2:B:99:HIS:HE1	5	1.75
(1,37)	1:A:104:ARG:NE	2:B:99:HIS:HE2	5	1.75
(1,37)	1:A:104:ARG:NE	2:B:99:HIS:N	5	1.75
(1,37)	1:A:104:ARG:NE	2:B:99:HIS:ND1	5	1.75
(1,37)	1:A:104:ARG:NE	2:B:99:HIS:NE2	5	1.75
(1,37)	1:A:104:ARG:NE	2:B:99:HIS:O	5	1.75
(1,37)	1:A:104:ARG:NE	2:B:101:VAL:C	5	1.75
(1,37)	1:A:104:ARG:NE	2:B:101:VAL:CA	5	1.75
(1,37)	1:A:104:ARG:NE	2:B:101:VAL:CB	5	1.75
(1,37)	1:A:104:ARG:NE	2:B:101:VAL:CG1	5	1.75
(1,37)	1:A:104:ARG:NE	2:B:101:VAL:CG2	5	1.75
(1,37)	1:A:104:ARG:NE	2:B:101:VAL:H	5	1.75
(1,37)	1:A:104:ARG:NE	2:B:101:VAL:HA	5	1.75
(1,37)	1:A:104:ARG:NE	2:B:101:VAL:HB	5	1.75

*Continued on next page...*

*Continued from previous page...*

Key	Atom-1	Atom-2	Model ID	Violation (Å)
(1,37)	1:A:104:ARG:NE	2:B:101:VAL:HG11	5	1.75
(1,37)	1:A:104:ARG:NE	2:B:101:VAL:HG12	5	1.75
(1,37)	1:A:104:ARG:NE	2:B:101:VAL:HG13	5	1.75
(1,37)	1:A:104:ARG:NE	2:B:101:VAL:HG21	5	1.75
(1,37)	1:A:104:ARG:NE	2:B:101:VAL:HG22	5	1.75
(1,37)	1:A:104:ARG:NE	2:B:101:VAL:HG23	5	1.75
(1,37)	1:A:104:ARG:NE	2:B:101:VAL:N	5	1.75
(1,37)	1:A:104:ARG:NE	2:B:101:VAL:O	5	1.75
(1,37)	1:A:104:ARG:NH1	2:B:75:ILE:C	5	1.75
(1,37)	1:A:104:ARG:NH1	2:B:75:ILE:CA	5	1.75
(1,37)	1:A:104:ARG:NH1	2:B:75:ILE:CB	5	1.75
(1,37)	1:A:104:ARG:NH1	2:B:75:ILE:CD1	5	1.75
(1,37)	1:A:104:ARG:NH1	2:B:75:ILE:CG1	5	1.75
(1,37)	1:A:104:ARG:NH1	2:B:75:ILE:CG2	5	1.75
(1,37)	1:A:104:ARG:NH1	2:B:75:ILE:H	5	1.75
(1,37)	1:A:104:ARG:NH1	2:B:75:ILE:HA	5	1.75
(1,37)	1:A:104:ARG:NH1	2:B:75:ILE:HB	5	1.75
(1,37)	1:A:104:ARG:NH1	2:B:75:ILE:HD11	5	1.75
(1,37)	1:A:104:ARG:NH1	2:B:75:ILE:HD12	5	1.75
(1,37)	1:A:104:ARG:NH1	2:B:75:ILE:HD13	5	1.75
(1,37)	1:A:104:ARG:NH1	2:B:75:ILE:HG12	5	1.75
(1,37)	1:A:104:ARG:NH1	2:B:75:ILE:HG13	5	1.75
(1,37)	1:A:104:ARG:NH1	2:B:75:ILE:HG21	5	1.75
(1,37)	1:A:104:ARG:NH1	2:B:75:ILE:HG22	5	1.75
(1,37)	1:A:104:ARG:NH1	2:B:75:ILE:HG23	5	1.75
(1,37)	1:A:104:ARG:NH1	2:B:75:ILE:N	5	1.75
(1,37)	1:A:104:ARG:NH1	2:B:75:ILE:O	5	1.75
(1,37)	1:A:104:ARG:NH1	2:B:77:ALA:C	5	1.75
(1,37)	1:A:104:ARG:NH1	2:B:77:ALA:CA	5	1.75
(1,37)	1:A:104:ARG:NH1	2:B:77:ALA:CB	5	1.75
(1,37)	1:A:104:ARG:NH1	2:B:77:ALA:H	5	1.75
(1,37)	1:A:104:ARG:NH1	2:B:77:ALA:HA	5	1.75
(1,37)	1:A:104:ARG:NH1	2:B:77:ALA:HB1	5	1.75
(1,37)	1:A:104:ARG:NH1	2:B:77:ALA:HB2	5	1.75
(1,37)	1:A:104:ARG:NH1	2:B:77:ALA:HB3	5	1.75
(1,37)	1:A:104:ARG:NH1	2:B:77:ALA:N	5	1.75
(1,37)	1:A:104:ARG:NH1	2:B:77:ALA:O	5	1.75
(1,37)	1:A:104:ARG:NH1	2:B:78:GLY:C	5	1.75
(1,37)	1:A:104:ARG:NH1	2:B:78:GLY:CA	5	1.75
(1,37)	1:A:104:ARG:NH1	2:B:78:GLY:H	5	1.75
(1,37)	1:A:104:ARG:NH1	2:B:78:GLY:HA2	5	1.75
(1,37)	1:A:104:ARG:NH1	2:B:78:GLY:HA3	5	1.75

*Continued on next page...*



*Continued from previous page...*

Key	Atom-1	Atom-2	Model ID	Violation (Å)
(1,37)	1:A:104:ARG:NH1	2:B:78:GLY:N	5	1.75
(1,37)	1:A:104:ARG:NH1	2:B:78:GLY:O	5	1.75
(1,37)	1:A:104:ARG:NH1	2:B:79:LYS:C	5	1.75
(1,37)	1:A:104:ARG:NH1	2:B:79:LYS:CA	5	1.75
(1,37)	1:A:104:ARG:NH1	2:B:79:LYS:CB	5	1.75
(1,37)	1:A:104:ARG:NH1	2:B:79:LYS:CD	5	1.75
(1,37)	1:A:104:ARG:NH1	2:B:79:LYS:CE	5	1.75
(1,37)	1:A:104:ARG:NH1	2:B:79:LYS:CG	5	1.75
(1,37)	1:A:104:ARG:NH1	2:B:79:LYS:H	5	1.75
(1,37)	1:A:104:ARG:NH1	2:B:79:LYS:HA	5	1.75
(1,37)	1:A:104:ARG:NH1	2:B:79:LYS:HB2	5	1.75
(1,37)	1:A:104:ARG:NH1	2:B:79:LYS:HB3	5	1.75
(1,37)	1:A:104:ARG:NH1	2:B:79:LYS:HD2	5	1.75
(1,37)	1:A:104:ARG:NH1	2:B:79:LYS:HD3	5	1.75
(1,37)	1:A:104:ARG:NH1	2:B:79:LYS:HE2	5	1.75
(1,37)	1:A:104:ARG:NH1	2:B:79:LYS:HE3	5	1.75
(1,37)	1:A:104:ARG:NH1	2:B:79:LYS:HG2	5	1.75
(1,37)	1:A:104:ARG:NH1	2:B:79:LYS:HG3	5	1.75
(1,37)	1:A:104:ARG:NH1	2:B:79:LYS:HZ1	5	1.75
(1,37)	1:A:104:ARG:NH1	2:B:79:LYS:HZ2	5	1.75
(1,37)	1:A:104:ARG:NH1	2:B:79:LYS:HZ3	5	1.75
(1,37)	1:A:104:ARG:NH1	2:B:79:LYS:N	5	1.75
(1,37)	1:A:104:ARG:NH1	2:B:79:LYS:NZ	5	1.75
(1,37)	1:A:104:ARG:NH1	2:B:79:LYS:O	5	1.75
(1,37)	1:A:104:ARG:NH1	2:B:80:ILE:C	5	1.75
(1,37)	1:A:104:ARG:NH1	2:B:80:ILE:CA	5	1.75
(1,37)	1:A:104:ARG:NH1	2:B:80:ILE:CB	5	1.75
(1,37)	1:A:104:ARG:NH1	2:B:80:ILE:CD1	5	1.75
(1,37)	1:A:104:ARG:NH1	2:B:80:ILE:CG1	5	1.75
(1,37)	1:A:104:ARG:NH1	2:B:80:ILE:CG2	5	1.75
(1,37)	1:A:104:ARG:NH1	2:B:80:ILE:H	5	1.75
(1,37)	1:A:104:ARG:NH1	2:B:80:ILE:HA	5	1.75
(1,37)	1:A:104:ARG:NH1	2:B:80:ILE:HB	5	1.75
(1,37)	1:A:104:ARG:NH1	2:B:80:ILE:HD11	5	1.75
(1,37)	1:A:104:ARG:NH1	2:B:80:ILE:HD12	5	1.75
(1,37)	1:A:104:ARG:NH1	2:B:80:ILE:HD13	5	1.75
(1,37)	1:A:104:ARG:NH1	2:B:80:ILE:HG12	5	1.75
(1,37)	1:A:104:ARG:NH1	2:B:80:ILE:HG13	5	1.75
(1,37)	1:A:104:ARG:NH1	2:B:80:ILE:HG21	5	1.75
(1,37)	1:A:104:ARG:NH1	2:B:80:ILE:HG22	5	1.75
(1,37)	1:A:104:ARG:NH1	2:B:80:ILE:HG23	5	1.75
(1,37)	1:A:104:ARG:NH1	2:B:80:ILE:N	5	1.75

*Continued on next page...*

*Continued from previous page...*

Key	Atom-1	Atom-2	Model ID	Violation (Å)
(1,37)	1:A:104:ARG:NH1	2:B:80:ILE:O	5	1.75
(1,37)	1:A:104:ARG:NH1	2:B:84:GLN:C	5	1.75
(1,37)	1:A:104:ARG:NH1	2:B:84:GLN:CA	5	1.75
(1,37)	1:A:104:ARG:NH1	2:B:84:GLN:CB	5	1.75
(1,37)	1:A:104:ARG:NH1	2:B:84:GLN:CD	5	1.75
(1,37)	1:A:104:ARG:NH1	2:B:84:GLN:CG	5	1.75
(1,37)	1:A:104:ARG:NH1	2:B:84:GLN:H	5	1.75
(1,37)	1:A:104:ARG:NH1	2:B:84:GLN:HA	5	1.75
(1,37)	1:A:104:ARG:NH1	2:B:84:GLN:HB2	5	1.75
(1,37)	1:A:104:ARG:NH1	2:B:84:GLN:HB3	5	1.75
(1,37)	1:A:104:ARG:NH1	2:B:84:GLN:HE21	5	1.75
(1,37)	1:A:104:ARG:NH1	2:B:84:GLN:HE22	5	1.75
(1,37)	1:A:104:ARG:NH1	2:B:84:GLN:HG2	5	1.75
(1,37)	1:A:104:ARG:NH1	2:B:84:GLN:HG3	5	1.75
(1,37)	1:A:104:ARG:NH1	2:B:84:GLN:N	5	1.75
(1,37)	1:A:104:ARG:NH1	2:B:84:GLN:NE2	5	1.75
(1,37)	1:A:104:ARG:NH1	2:B:84:GLN:O	5	1.75
(1,37)	1:A:104:ARG:NH1	2:B:84:GLN:OE1	5	1.75
(1,37)	1:A:104:ARG:NH1	2:B:97:THR:C	5	1.75
(1,37)	1:A:104:ARG:NH1	2:B:97:THR:CA	5	1.75
(1,37)	1:A:104:ARG:NH1	2:B:97:THR:CB	5	1.75
(1,37)	1:A:104:ARG:NH1	2:B:97:THR:CG2	5	1.75
(1,37)	1:A:104:ARG:NH1	2:B:97:THR:H	5	1.75
(1,37)	1:A:104:ARG:NH1	2:B:97:THR:HA	5	1.75
(1,37)	1:A:104:ARG:NH1	2:B:97:THR:HB	5	1.75
(1,37)	1:A:104:ARG:NH1	2:B:97:THR:HG1	5	1.75
(1,37)	1:A:104:ARG:NH1	2:B:97:THR:HG21	5	1.75
(1,37)	1:A:104:ARG:NH1	2:B:97:THR:HG22	5	1.75
(1,37)	1:A:104:ARG:NH1	2:B:97:THR:HG23	5	1.75
(1,37)	1:A:104:ARG:NH1	2:B:97:THR:N	5	1.75
(1,37)	1:A:104:ARG:NH1	2:B:97:THR:O	5	1.75
(1,37)	1:A:104:ARG:NH1	2:B:97:THR:OG1	5	1.75
(1,37)	1:A:104:ARG:NH1	2:B:99:HIS:C	5	1.75
(1,37)	1:A:104:ARG:NH1	2:B:99:HIS:CA	5	1.75
(1,37)	1:A:104:ARG:NH1	2:B:99:HIS:CB	5	1.75
(1,37)	1:A:104:ARG:NH1	2:B:99:HIS:CD2	5	1.75
(1,37)	1:A:104:ARG:NH1	2:B:99:HIS:CE1	5	1.75
(1,37)	1:A:104:ARG:NH1	2:B:99:HIS:CG	5	1.75
(1,37)	1:A:104:ARG:NH1	2:B:99:HIS:H	5	1.75
(1,37)	1:A:104:ARG:NH1	2:B:99:HIS:HA	5	1.75
(1,37)	1:A:104:ARG:NH1	2:B:99:HIS:HB2	5	1.75
(1,37)	1:A:104:ARG:NH1	2:B:99:HIS:HB3	5	1.75

*Continued on next page...*

*Continued from previous page...*

Key	Atom-1	Atom-2	Model ID	Violation (Å)
(1,37)	1:A:104:ARG:NH1	2:B:99:HIS:HD1	5	1.75
(1,37)	1:A:104:ARG:NH1	2:B:99:HIS:HD2	5	1.75
(1,37)	1:A:104:ARG:NH1	2:B:99:HIS:HE1	5	1.75
(1,37)	1:A:104:ARG:NH1	2:B:99:HIS:HE2	5	1.75
(1,37)	1:A:104:ARG:NH1	2:B:99:HIS:N	5	1.75
(1,37)	1:A:104:ARG:NH1	2:B:99:HIS:ND1	5	1.75
(1,37)	1:A:104:ARG:NH1	2:B:99:HIS:NE2	5	1.75
(1,37)	1:A:104:ARG:NH1	2:B:99:HIS:O	5	1.75
(1,37)	1:A:104:ARG:NH1	2:B:101:VAL:C	5	1.75
(1,37)	1:A:104:ARG:NH1	2:B:101:VAL:CA	5	1.75
(1,37)	1:A:104:ARG:NH1	2:B:101:VAL:CB	5	1.75
(1,37)	1:A:104:ARG:NH1	2:B:101:VAL:CG1	5	1.75
(1,37)	1:A:104:ARG:NH1	2:B:101:VAL:CG2	5	1.75
(1,37)	1:A:104:ARG:NH1	2:B:101:VAL:H	5	1.75
(1,37)	1:A:104:ARG:NH1	2:B:101:VAL:HA	5	1.75
(1,37)	1:A:104:ARG:NH1	2:B:101:VAL:HB	5	1.75
(1,37)	1:A:104:ARG:NH1	2:B:101:VAL:HG11	5	1.75
(1,37)	1:A:104:ARG:NH1	2:B:101:VAL:HG12	5	1.75
(1,37)	1:A:104:ARG:NH1	2:B:101:VAL:HG13	5	1.75
(1,37)	1:A:104:ARG:NH1	2:B:101:VAL:HG21	5	1.75
(1,37)	1:A:104:ARG:NH1	2:B:101:VAL:HG22	5	1.75
(1,37)	1:A:104:ARG:NH1	2:B:101:VAL:HG23	5	1.75
(1,37)	1:A:104:ARG:NH1	2:B:101:VAL:N	5	1.75
(1,37)	1:A:104:ARG:NH1	2:B:101:VAL:O	5	1.75
(1,37)	1:A:104:ARG:NH2	2:B:75:ILE:C	5	1.75
(1,37)	1:A:104:ARG:NH2	2:B:75:ILE:CA	5	1.75
(1,37)	1:A:104:ARG:NH2	2:B:75:ILE:CB	5	1.75
(1,37)	1:A:104:ARG:NH2	2:B:75:ILE:CD1	5	1.75
(1,37)	1:A:104:ARG:NH2	2:B:75:ILE:CG1	5	1.75
(1,37)	1:A:104:ARG:NH2	2:B:75:ILE:CG2	5	1.75
(1,37)	1:A:104:ARG:NH2	2:B:75:ILE:H	5	1.75
(1,37)	1:A:104:ARG:NH2	2:B:75:ILE:HA	5	1.75
(1,37)	1:A:104:ARG:NH2	2:B:75:ILE:HB	5	1.75
(1,37)	1:A:104:ARG:NH2	2:B:75:ILE:HD11	5	1.75
(1,37)	1:A:104:ARG:NH2	2:B:75:ILE:HD12	5	1.75
(1,37)	1:A:104:ARG:NH2	2:B:75:ILE:HD13	5	1.75
(1,37)	1:A:104:ARG:NH2	2:B:75:ILE:HG12	5	1.75
(1,37)	1:A:104:ARG:NH2	2:B:75:ILE:HG13	5	1.75
(1,37)	1:A:104:ARG:NH2	2:B:75:ILE:HG21	5	1.75
(1,37)	1:A:104:ARG:NH2	2:B:75:ILE:HG22	5	1.75
(1,37)	1:A:104:ARG:NH2	2:B:75:ILE:HG23	5	1.75
(1,37)	1:A:104:ARG:NH2	2:B:75:ILE:N	5	1.75

*Continued on next page...*

*Continued from previous page...*

Key	Atom-1	Atom-2	Model ID	Violation (Å)
(1,37)	1:A:104:ARG:NH2	2:B:75:ILE:O	5	1.75
(1,37)	1:A:104:ARG:NH2	2:B:77:ALA:C	5	1.75
(1,37)	1:A:104:ARG:NH2	2:B:77:ALA:CA	5	1.75
(1,37)	1:A:104:ARG:NH2	2:B:77:ALA:CB	5	1.75
(1,37)	1:A:104:ARG:NH2	2:B:77:ALA:H	5	1.75
(1,37)	1:A:104:ARG:NH2	2:B:77:ALA:HA	5	1.75
(1,37)	1:A:104:ARG:NH2	2:B:77:ALA:HB1	5	1.75
(1,37)	1:A:104:ARG:NH2	2:B:77:ALA:HB2	5	1.75
(1,37)	1:A:104:ARG:NH2	2:B:77:ALA:HB3	5	1.75
(1,37)	1:A:104:ARG:NH2	2:B:77:ALA:N	5	1.75
(1,37)	1:A:104:ARG:NH2	2:B:77:ALA:O	5	1.75
(1,37)	1:A:104:ARG:NH2	2:B:78:GLY:C	5	1.75
(1,37)	1:A:104:ARG:NH2	2:B:78:GLY:CA	5	1.75
(1,37)	1:A:104:ARG:NH2	2:B:78:GLY:H	5	1.75
(1,37)	1:A:104:ARG:NH2	2:B:78:GLY:HA2	5	1.75
(1,37)	1:A:104:ARG:NH2	2:B:78:GLY:HA3	5	1.75
(1,37)	1:A:104:ARG:NH2	2:B:78:GLY:N	5	1.75
(1,37)	1:A:104:ARG:NH2	2:B:78:GLY:O	5	1.75
(1,37)	1:A:104:ARG:NH2	2:B:79:LYS:C	5	1.75
(1,37)	1:A:104:ARG:NH2	2:B:79:LYS:CA	5	1.75
(1,37)	1:A:104:ARG:NH2	2:B:79:LYS:CB	5	1.75
(1,37)	1:A:104:ARG:NH2	2:B:79:LYS:CD	5	1.75
(1,37)	1:A:104:ARG:NH2	2:B:79:LYS:CE	5	1.75
(1,37)	1:A:104:ARG:NH2	2:B:79:LYS:CG	5	1.75
(1,37)	1:A:104:ARG:NH2	2:B:79:LYS:H	5	1.75
(1,37)	1:A:104:ARG:NH2	2:B:79:LYS:HA	5	1.75
(1,37)	1:A:104:ARG:NH2	2:B:79:LYS:HB2	5	1.75
(1,37)	1:A:104:ARG:NH2	2:B:79:LYS:HB3	5	1.75
(1,37)	1:A:104:ARG:NH2	2:B:79:LYS:HD2	5	1.75
(1,37)	1:A:104:ARG:NH2	2:B:79:LYS:HD3	5	1.75
(1,37)	1:A:104:ARG:NH2	2:B:79:LYS:HE2	5	1.75
(1,37)	1:A:104:ARG:NH2	2:B:79:LYS:HE3	5	1.75
(1,37)	1:A:104:ARG:NH2	2:B:79:LYS:HG2	5	1.75
(1,37)	1:A:104:ARG:NH2	2:B:79:LYS:HG3	5	1.75
(1,37)	1:A:104:ARG:NH2	2:B:79:LYS:HZ1	5	1.75
(1,37)	1:A:104:ARG:NH2	2:B:79:LYS:HZ2	5	1.75
(1,37)	1:A:104:ARG:NH2	2:B:79:LYS:HZ3	5	1.75
(1,37)	1:A:104:ARG:NH2	2:B:79:LYS:N	5	1.75
(1,37)	1:A:104:ARG:NH2	2:B:79:LYS:NZ	5	1.75
(1,37)	1:A:104:ARG:NH2	2:B:79:LYS:O	5	1.75
(1,37)	1:A:104:ARG:NH2	2:B:80:ILE:C	5	1.75
(1,37)	1:A:104:ARG:NH2	2:B:80:ILE:CA	5	1.75

*Continued on next page...*

*Continued from previous page...*

Key	Atom-1	Atom-2	Model ID	Violation (Å)
(1,37)	1:A:104:ARG:NH2	2:B:80:ILE:CB	5	1.75
(1,37)	1:A:104:ARG:NH2	2:B:80:ILE:CD1	5	1.75
(1,37)	1:A:104:ARG:NH2	2:B:80:ILE:CG1	5	1.75
(1,37)	1:A:104:ARG:NH2	2:B:80:ILE:CG2	5	1.75
(1,37)	1:A:104:ARG:NH2	2:B:80:ILE:H	5	1.75
(1,37)	1:A:104:ARG:NH2	2:B:80:ILE:HA	5	1.75
(1,37)	1:A:104:ARG:NH2	2:B:80:ILE:HB	5	1.75
(1,37)	1:A:104:ARG:NH2	2:B:80:ILE:HD11	5	1.75
(1,37)	1:A:104:ARG:NH2	2:B:80:ILE:HD12	5	1.75
(1,37)	1:A:104:ARG:NH2	2:B:80:ILE:HD13	5	1.75
(1,37)	1:A:104:ARG:NH2	2:B:80:ILE:HG12	5	1.75
(1,37)	1:A:104:ARG:NH2	2:B:80:ILE:HG13	5	1.75
(1,37)	1:A:104:ARG:NH2	2:B:80:ILE:HG21	5	1.75
(1,37)	1:A:104:ARG:NH2	2:B:80:ILE:HG22	5	1.75
(1,37)	1:A:104:ARG:NH2	2:B:80:ILE:HG23	5	1.75
(1,37)	1:A:104:ARG:NH2	2:B:80:ILE:N	5	1.75
(1,37)	1:A:104:ARG:NH2	2:B:80:ILE:O	5	1.75
(1,37)	1:A:104:ARG:NH2	2:B:84:GLN:C	5	1.75
(1,37)	1:A:104:ARG:NH2	2:B:84:GLN:CA	5	1.75
(1,37)	1:A:104:ARG:NH2	2:B:84:GLN:CB	5	1.75
(1,37)	1:A:104:ARG:NH2	2:B:84:GLN:CD	5	1.75
(1,37)	1:A:104:ARG:NH2	2:B:84:GLN:CG	5	1.75
(1,37)	1:A:104:ARG:NH2	2:B:84:GLN:H	5	1.75
(1,37)	1:A:104:ARG:NH2	2:B:84:GLN:HA	5	1.75
(1,37)	1:A:104:ARG:NH2	2:B:84:GLN:HB2	5	1.75
(1,37)	1:A:104:ARG:NH2	2:B:84:GLN:HB3	5	1.75
(1,37)	1:A:104:ARG:NH2	2:B:84:GLN:HE21	5	1.75
(1,37)	1:A:104:ARG:NH2	2:B:84:GLN:HE22	5	1.75
(1,37)	1:A:104:ARG:NH2	2:B:84:GLN:HG2	5	1.75
(1,37)	1:A:104:ARG:NH2	2:B:84:GLN:HG3	5	1.75
(1,37)	1:A:104:ARG:NH2	2:B:84:GLN:N	5	1.75
(1,37)	1:A:104:ARG:NH2	2:B:84:GLN:NE2	5	1.75
(1,37)	1:A:104:ARG:NH2	2:B:84:GLN:O	5	1.75
(1,37)	1:A:104:ARG:NH2	2:B:84:GLN:OE1	5	1.75
(1,37)	1:A:104:ARG:NH2	2:B:97:THR:C	5	1.75
(1,37)	1:A:104:ARG:NH2	2:B:97:THR:CA	5	1.75
(1,37)	1:A:104:ARG:NH2	2:B:97:THR:CB	5	1.75
(1,37)	1:A:104:ARG:NH2	2:B:97:THR:CG2	5	1.75
(1,37)	1:A:104:ARG:NH2	2:B:97:THR:H	5	1.75
(1,37)	1:A:104:ARG:NH2	2:B:97:THR:HA	5	1.75
(1,37)	1:A:104:ARG:NH2	2:B:97:THR:HB	5	1.75
(1,37)	1:A:104:ARG:NH2	2:B:97:THR:HG1	5	1.75

*Continued on next page...*

*Continued from previous page...*

Key	Atom-1	Atom-2	Model ID	Violation (Å)
(1,37)	1:A:104:ARG:NH2	2:B:97:THR:HG21	5	1.75
(1,37)	1:A:104:ARG:NH2	2:B:97:THR:HG22	5	1.75
(1,37)	1:A:104:ARG:NH2	2:B:97:THR:HG23	5	1.75
(1,37)	1:A:104:ARG:NH2	2:B:97:THR:N	5	1.75
(1,37)	1:A:104:ARG:NH2	2:B:97:THR:O	5	1.75
(1,37)	1:A:104:ARG:NH2	2:B:97:THR:OG1	5	1.75
(1,37)	1:A:104:ARG:NH2	2:B:99:HIS:C	5	1.75
(1,37)	1:A:104:ARG:NH2	2:B:99:HIS:CA	5	1.75
(1,37)	1:A:104:ARG:NH2	2:B:99:HIS:CB	5	1.75
(1,37)	1:A:104:ARG:NH2	2:B:99:HIS:CD2	5	1.75
(1,37)	1:A:104:ARG:NH2	2:B:99:HIS:CE1	5	1.75
(1,37)	1:A:104:ARG:NH2	2:B:99:HIS:CG	5	1.75
(1,37)	1:A:104:ARG:NH2	2:B:99:HIS:H	5	1.75
(1,37)	1:A:104:ARG:NH2	2:B:99:HIS:HA	5	1.75
(1,37)	1:A:104:ARG:NH2	2:B:99:HIS:HB2	5	1.75
(1,37)	1:A:104:ARG:NH2	2:B:99:HIS:HB3	5	1.75
(1,37)	1:A:104:ARG:NH2	2:B:99:HIS:HD1	5	1.75
(1,37)	1:A:104:ARG:NH2	2:B:99:HIS:HD2	5	1.75
(1,37)	1:A:104:ARG:NH2	2:B:99:HIS:HE1	5	1.75
(1,37)	1:A:104:ARG:NH2	2:B:99:HIS:HE2	5	1.75
(1,37)	1:A:104:ARG:NH2	2:B:99:HIS:N	5	1.75
(1,37)	1:A:104:ARG:NH2	2:B:99:HIS:ND1	5	1.75
(1,37)	1:A:104:ARG:NH2	2:B:99:HIS:NE2	5	1.75
(1,37)	1:A:104:ARG:NH2	2:B:99:HIS:O	5	1.75
(1,37)	1:A:104:ARG:NH2	2:B:101:VAL:C	5	1.75
(1,37)	1:A:104:ARG:NH2	2:B:101:VAL:CA	5	1.75
(1,37)	1:A:104:ARG:NH2	2:B:101:VAL:CB	5	1.75
(1,37)	1:A:104:ARG:NH2	2:B:101:VAL:CG1	5	1.75
(1,37)	1:A:104:ARG:NH2	2:B:101:VAL:CG2	5	1.75
(1,37)	1:A:104:ARG:NH2	2:B:101:VAL:H	5	1.75
(1,37)	1:A:104:ARG:NH2	2:B:101:VAL:HA	5	1.75
(1,37)	1:A:104:ARG:NH2	2:B:101:VAL:HB	5	1.75
(1,37)	1:A:104:ARG:NH2	2:B:101:VAL:HG11	5	1.75
(1,37)	1:A:104:ARG:NH2	2:B:101:VAL:HG12	5	1.75
(1,37)	1:A:104:ARG:NH2	2:B:101:VAL:HG13	5	1.75
(1,37)	1:A:104:ARG:NH2	2:B:101:VAL:HG21	5	1.75
(1,37)	1:A:104:ARG:NH2	2:B:101:VAL:HG22	5	1.75
(1,37)	1:A:104:ARG:NH2	2:B:101:VAL:HG23	5	1.75
(1,37)	1:A:104:ARG:NH2	2:B:101:VAL:N	5	1.75
(1,37)	1:A:104:ARG:NH2	2:B:101:VAL:O	5	1.75
(1,37)	1:A:104:ARG:O	2:B:75:ILE:C	5	1.75
(1,37)	1:A:104:ARG:O	2:B:75:ILE:CA	5	1.75

*Continued on next page...*

*Continued from previous page...*

Key	Atom-1	Atom-2	Model ID	Violation (Å)
(1,37)	1:A:104:ARG:O	2:B:75:ILE:CB	5	1.75
(1,37)	1:A:104:ARG:O	2:B:75:ILE:CD1	5	1.75
(1,37)	1:A:104:ARG:O	2:B:75:ILE:CG1	5	1.75
(1,37)	1:A:104:ARG:O	2:B:75:ILE:CG2	5	1.75
(1,37)	1:A:104:ARG:O	2:B:75:ILE:H	5	1.75
(1,37)	1:A:104:ARG:O	2:B:75:ILE:HA	5	1.75
(1,37)	1:A:104:ARG:O	2:B:75:ILE:HB	5	1.75
(1,37)	1:A:104:ARG:O	2:B:75:ILE:HD11	5	1.75
(1,37)	1:A:104:ARG:O	2:B:75:ILE:HD12	5	1.75
(1,37)	1:A:104:ARG:O	2:B:75:ILE:HD13	5	1.75
(1,37)	1:A:104:ARG:O	2:B:75:ILE:HG12	5	1.75
(1,37)	1:A:104:ARG:O	2:B:75:ILE:HG13	5	1.75
(1,37)	1:A:104:ARG:O	2:B:75:ILE:HG21	5	1.75
(1,37)	1:A:104:ARG:O	2:B:75:ILE:HG22	5	1.75
(1,37)	1:A:104:ARG:O	2:B:75:ILE:HG23	5	1.75
(1,37)	1:A:104:ARG:O	2:B:75:ILE:N	5	1.75
(1,37)	1:A:104:ARG:O	2:B:75:ILE:O	5	1.75
(1,37)	1:A:104:ARG:O	2:B:77:ALA:C	5	1.75
(1,37)	1:A:104:ARG:O	2:B:77:ALA:CA	5	1.75
(1,37)	1:A:104:ARG:O	2:B:77:ALA:CB	5	1.75
(1,37)	1:A:104:ARG:O	2:B:77:ALA:H	5	1.75
(1,37)	1:A:104:ARG:O	2:B:77:ALA:HA	5	1.75
(1,37)	1:A:104:ARG:O	2:B:77:ALA:HB1	5	1.75
(1,37)	1:A:104:ARG:O	2:B:77:ALA:HB2	5	1.75
(1,37)	1:A:104:ARG:O	2:B:77:ALA:HB3	5	1.75
(1,37)	1:A:104:ARG:O	2:B:77:ALA:N	5	1.75
(1,37)	1:A:104:ARG:O	2:B:77:ALA:O	5	1.75
(1,37)	1:A:104:ARG:O	2:B:78:GLY:C	5	1.75
(1,37)	1:A:104:ARG:O	2:B:78:GLY:CA	5	1.75
(1,37)	1:A:104:ARG:O	2:B:78:GLY:H	5	1.75
(1,37)	1:A:104:ARG:O	2:B:78:GLY:HA2	5	1.75
(1,37)	1:A:104:ARG:O	2:B:78:GLY:HA3	5	1.75
(1,37)	1:A:104:ARG:O	2:B:78:GLY:N	5	1.75
(1,37)	1:A:104:ARG:O	2:B:78:GLY:O	5	1.75
(1,37)	1:A:104:ARG:O	2:B:79:LYS:C	5	1.75
(1,37)	1:A:104:ARG:O	2:B:79:LYS:CA	5	1.75
(1,37)	1:A:104:ARG:O	2:B:79:LYS:CB	5	1.75
(1,37)	1:A:104:ARG:O	2:B:79:LYS:CD	5	1.75
(1,37)	1:A:104:ARG:O	2:B:79:LYS:CE	5	1.75
(1,37)	1:A:104:ARG:O	2:B:79:LYS:CG	5	1.75
(1,37)	1:A:104:ARG:O	2:B:79:LYS:H	5	1.75
(1,37)	1:A:104:ARG:O	2:B:79:LYS:HA	5	1.75

*Continued on next page...*

*Continued from previous page...*

Key	Atom-1	Atom-2	Model ID	Violation (Å)
(1,37)	1:A:104:ARG:O	2:B:79:LYS:HB2	5	1.75
(1,37)	1:A:104:ARG:O	2:B:79:LYS:HB3	5	1.75
(1,37)	1:A:104:ARG:O	2:B:79:LYS:HD2	5	1.75
(1,37)	1:A:104:ARG:O	2:B:79:LYS:HD3	5	1.75
(1,37)	1:A:104:ARG:O	2:B:79:LYS:HE2	5	1.75
(1,37)	1:A:104:ARG:O	2:B:79:LYS:HE3	5	1.75
(1,37)	1:A:104:ARG:O	2:B:79:LYS:HG2	5	1.75
(1,37)	1:A:104:ARG:O	2:B:79:LYS:HG3	5	1.75
(1,37)	1:A:104:ARG:O	2:B:79:LYS:HZ1	5	1.75
(1,37)	1:A:104:ARG:O	2:B:79:LYS:HZ2	5	1.75
(1,37)	1:A:104:ARG:O	2:B:79:LYS:HZ3	5	1.75
(1,37)	1:A:104:ARG:O	2:B:79:LYS:N	5	1.75
(1,37)	1:A:104:ARG:O	2:B:79:LYS:NZ	5	1.75
(1,37)	1:A:104:ARG:O	2:B:79:LYS:O	5	1.75
(1,37)	1:A:104:ARG:O	2:B:80:ILE:C	5	1.75
(1,37)	1:A:104:ARG:O	2:B:80:ILE:CA	5	1.75
(1,37)	1:A:104:ARG:O	2:B:80:ILE:CB	5	1.75
(1,37)	1:A:104:ARG:O	2:B:80:ILE:CD1	5	1.75
(1,37)	1:A:104:ARG:O	2:B:80:ILE:CG1	5	1.75
(1,37)	1:A:104:ARG:O	2:B:80:ILE:CG2	5	1.75
(1,37)	1:A:104:ARG:O	2:B:80:ILE:H	5	1.75
(1,37)	1:A:104:ARG:O	2:B:80:ILE:HA	5	1.75
(1,37)	1:A:104:ARG:O	2:B:80:ILE:HB	5	1.75
(1,37)	1:A:104:ARG:O	2:B:80:ILE:HD11	5	1.75
(1,37)	1:A:104:ARG:O	2:B:80:ILE:HD12	5	1.75
(1,37)	1:A:104:ARG:O	2:B:80:ILE:HD13	5	1.75
(1,37)	1:A:104:ARG:O	2:B:80:ILE:HG12	5	1.75
(1,37)	1:A:104:ARG:O	2:B:80:ILE:HG13	5	1.75
(1,37)	1:A:104:ARG:O	2:B:80:ILE:HG21	5	1.75
(1,37)	1:A:104:ARG:O	2:B:80:ILE:HG22	5	1.75
(1,37)	1:A:104:ARG:O	2:B:80:ILE:HG23	5	1.75
(1,37)	1:A:104:ARG:O	2:B:80:ILE:N	5	1.75
(1,37)	1:A:104:ARG:O	2:B:80:ILE:O	5	1.75
(1,37)	1:A:104:ARG:O	2:B:84:GLN:C	5	1.75
(1,37)	1:A:104:ARG:O	2:B:84:GLN:CA	5	1.75
(1,37)	1:A:104:ARG:O	2:B:84:GLN:CB	5	1.75
(1,37)	1:A:104:ARG:O	2:B:84:GLN:CD	5	1.75
(1,37)	1:A:104:ARG:O	2:B:84:GLN:CG	5	1.75
(1,37)	1:A:104:ARG:O	2:B:84:GLN:H	5	1.75
(1,37)	1:A:104:ARG:O	2:B:84:GLN:HA	5	1.75
(1,37)	1:A:104:ARG:O	2:B:84:GLN:HB2	5	1.75
(1,37)	1:A:104:ARG:O	2:B:84:GLN:HB3	5	1.75

*Continued on next page...*



*Continued from previous page...*

Key	Atom-1	Atom-2	Model ID	Violation (Å)
(1,37)	1:A:104:ARG:O	2:B:84:GLN:HE21	5	1.75
(1,37)	1:A:104:ARG:O	2:B:84:GLN:HE22	5	1.75
(1,37)	1:A:104:ARG:O	2:B:84:GLN:HG2	5	1.75
(1,37)	1:A:104:ARG:O	2:B:84:GLN:HG3	5	1.75
(1,37)	1:A:104:ARG:O	2:B:84:GLN:N	5	1.75
(1,37)	1:A:104:ARG:O	2:B:84:GLN:NE2	5	1.75
(1,37)	1:A:104:ARG:O	2:B:84:GLN:O	5	1.75
(1,37)	1:A:104:ARG:O	2:B:84:GLN:OE1	5	1.75
(1,37)	1:A:104:ARG:O	2:B:97:THR:C	5	1.75
(1,37)	1:A:104:ARG:O	2:B:97:THR:CA	5	1.75
(1,37)	1:A:104:ARG:O	2:B:97:THR:CB	5	1.75
(1,37)	1:A:104:ARG:O	2:B:97:THR:CG2	5	1.75
(1,37)	1:A:104:ARG:O	2:B:97:THR:H	5	1.75
(1,37)	1:A:104:ARG:O	2:B:97:THR:HA	5	1.75
(1,37)	1:A:104:ARG:O	2:B:97:THR:HB	5	1.75
(1,37)	1:A:104:ARG:O	2:B:97:THR:HG1	5	1.75
(1,37)	1:A:104:ARG:O	2:B:97:THR:HG21	5	1.75
(1,37)	1:A:104:ARG:O	2:B:97:THR:HG22	5	1.75
(1,37)	1:A:104:ARG:O	2:B:97:THR:HG23	5	1.75
(1,37)	1:A:104:ARG:O	2:B:97:THR:N	5	1.75
(1,37)	1:A:104:ARG:O	2:B:97:THR:O	5	1.75
(1,37)	1:A:104:ARG:O	2:B:97:THR:OG1	5	1.75
(1,37)	1:A:104:ARG:O	2:B:99:HIS:C	5	1.75
(1,37)	1:A:104:ARG:O	2:B:99:HIS:CA	5	1.75
(1,37)	1:A:104:ARG:O	2:B:99:HIS:CB	5	1.75
(1,37)	1:A:104:ARG:O	2:B:99:HIS:CD2	5	1.75
(1,37)	1:A:104:ARG:O	2:B:99:HIS:CE1	5	1.75
(1,37)	1:A:104:ARG:O	2:B:99:HIS:CG	5	1.75
(1,37)	1:A:104:ARG:O	2:B:99:HIS:H	5	1.75
(1,37)	1:A:104:ARG:O	2:B:99:HIS:HA	5	1.75
(1,37)	1:A:104:ARG:O	2:B:99:HIS:HB2	5	1.75
(1,37)	1:A:104:ARG:O	2:B:99:HIS:HB3	5	1.75
(1,37)	1:A:104:ARG:O	2:B:99:HIS:HD1	5	1.75
(1,37)	1:A:104:ARG:O	2:B:99:HIS:HD2	5	1.75
(1,37)	1:A:104:ARG:O	2:B:99:HIS:HE1	5	1.75
(1,37)	1:A:104:ARG:O	2:B:99:HIS:HE2	5	1.75
(1,37)	1:A:104:ARG:O	2:B:99:HIS:N	5	1.75
(1,37)	1:A:104:ARG:O	2:B:99:HIS:ND1	5	1.75
(1,37)	1:A:104:ARG:O	2:B:99:HIS:NE2	5	1.75
(1,37)	1:A:104:ARG:O	2:B:99:HIS:O	5	1.75
(1,37)	1:A:104:ARG:O	2:B:101:VAL:C	5	1.75
(1,37)	1:A:104:ARG:O	2:B:101:VAL:CA	5	1.75

*Continued on next page...*

*Continued from previous page...*

Key	Atom-1	Atom-2	Model ID	Violation (Å)
(1,37)	1:A:104:ARG:O	2:B:101:VAL:CB	5	1.75
(1,37)	1:A:104:ARG:O	2:B:101:VAL:CG1	5	1.75
(1,37)	1:A:104:ARG:O	2:B:101:VAL:CG2	5	1.75
(1,37)	1:A:104:ARG:O	2:B:101:VAL:H	5	1.75
(1,37)	1:A:104:ARG:O	2:B:101:VAL:HA	5	1.75
(1,37)	1:A:104:ARG:O	2:B:101:VAL:HB	5	1.75
(1,37)	1:A:104:ARG:O	2:B:101:VAL:HG11	5	1.75
(1,37)	1:A:104:ARG:O	2:B:101:VAL:HG12	5	1.75
(1,37)	1:A:104:ARG:O	2:B:101:VAL:HG13	5	1.75
(1,37)	1:A:104:ARG:O	2:B:101:VAL:HG21	5	1.75
(1,37)	1:A:104:ARG:O	2:B:101:VAL:HG22	5	1.75
(1,37)	1:A:104:ARG:O	2:B:101:VAL:HG23	5	1.75
(1,37)	1:A:104:ARG:O	2:B:101:VAL:N	5	1.75
(1,37)	1:A:104:ARG:O	2:B:101:VAL:O	5	1.75
(1,37)	1:A:104:ARG:C	2:B:75:ILE:C	20	1.75
(1,37)	1:A:104:ARG:C	2:B:75:ILE:CA	20	1.75
(1,37)	1:A:104:ARG:C	2:B:75:ILE:CB	20	1.75
(1,37)	1:A:104:ARG:C	2:B:75:ILE:CD1	20	1.75
(1,37)	1:A:104:ARG:C	2:B:75:ILE:CG1	20	1.75
(1,37)	1:A:104:ARG:C	2:B:75:ILE:CG2	20	1.75
(1,37)	1:A:104:ARG:C	2:B:75:ILE:H	20	1.75
(1,37)	1:A:104:ARG:C	2:B:75:ILE:HA	20	1.75
(1,37)	1:A:104:ARG:C	2:B:75:ILE:HB	20	1.75
(1,37)	1:A:104:ARG:C	2:B:75:ILE:HD11	20	1.75
(1,37)	1:A:104:ARG:C	2:B:75:ILE:HD12	20	1.75
(1,37)	1:A:104:ARG:C	2:B:75:ILE:HD13	20	1.75
(1,37)	1:A:104:ARG:C	2:B:75:ILE:HG12	20	1.75
(1,37)	1:A:104:ARG:C	2:B:75:ILE:HG13	20	1.75
(1,37)	1:A:104:ARG:C	2:B:75:ILE:HG21	20	1.75
(1,37)	1:A:104:ARG:C	2:B:75:ILE:HG22	20	1.75
(1,37)	1:A:104:ARG:C	2:B:75:ILE:HG23	20	1.75
(1,37)	1:A:104:ARG:C	2:B:75:ILE:N	20	1.75
(1,37)	1:A:104:ARG:C	2:B:75:ILE:O	20	1.75
(1,37)	1:A:104:ARG:C	2:B:77:ALA:C	20	1.75
(1,37)	1:A:104:ARG:C	2:B:77:ALA:CA	20	1.75
(1,37)	1:A:104:ARG:C	2:B:77:ALA:CB	20	1.75
(1,37)	1:A:104:ARG:C	2:B:77:ALA:H	20	1.75
(1,37)	1:A:104:ARG:C	2:B:77:ALA:HA	20	1.75
(1,37)	1:A:104:ARG:C	2:B:77:ALA:HB1	20	1.75
(1,37)	1:A:104:ARG:C	2:B:77:ALA:HB2	20	1.75
(1,37)	1:A:104:ARG:C	2:B:77:ALA:HB3	20	1.75
(1,37)	1:A:104:ARG:C	2:B:77:ALA:N	20	1.75

*Continued on next page...*

*Continued from previous page...*

Key	Atom-1	Atom-2	Model ID	Violation (Å)
(1,37)	1:A:104:ARG:C	2:B:77:ALA:O	20	1.75
(1,37)	1:A:104:ARG:C	2:B:78:GLY:C	20	1.75
(1,37)	1:A:104:ARG:C	2:B:78:GLY:CA	20	1.75
(1,37)	1:A:104:ARG:C	2:B:78:GLY:H	20	1.75
(1,37)	1:A:104:ARG:C	2:B:78:GLY:HA2	20	1.75
(1,37)	1:A:104:ARG:C	2:B:78:GLY:HA3	20	1.75
(1,37)	1:A:104:ARG:C	2:B:78:GLY:N	20	1.75
(1,37)	1:A:104:ARG:C	2:B:78:GLY:O	20	1.75
(1,37)	1:A:104:ARG:C	2:B:79:LYS:C	20	1.75
(1,37)	1:A:104:ARG:C	2:B:79:LYS:CA	20	1.75
(1,37)	1:A:104:ARG:C	2:B:79:LYS:CB	20	1.75
(1,37)	1:A:104:ARG:C	2:B:79:LYS:CD	20	1.75
(1,37)	1:A:104:ARG:C	2:B:79:LYS:CE	20	1.75
(1,37)	1:A:104:ARG:C	2:B:79:LYS:CG	20	1.75
(1,37)	1:A:104:ARG:C	2:B:79:LYS:H	20	1.75
(1,37)	1:A:104:ARG:C	2:B:79:LYS:HA	20	1.75
(1,37)	1:A:104:ARG:C	2:B:79:LYS:HB2	20	1.75
(1,37)	1:A:104:ARG:C	2:B:79:LYS:HB3	20	1.75
(1,37)	1:A:104:ARG:C	2:B:79:LYS:HD2	20	1.75
(1,37)	1:A:104:ARG:C	2:B:79:LYS:HD3	20	1.75
(1,37)	1:A:104:ARG:C	2:B:79:LYS:HE2	20	1.75
(1,37)	1:A:104:ARG:C	2:B:79:LYS:HE3	20	1.75
(1,37)	1:A:104:ARG:C	2:B:79:LYS:HG2	20	1.75
(1,37)	1:A:104:ARG:C	2:B:79:LYS:HG3	20	1.75
(1,37)	1:A:104:ARG:C	2:B:79:LYS:HZ1	20	1.75
(1,37)	1:A:104:ARG:C	2:B:79:LYS:HZ2	20	1.75
(1,37)	1:A:104:ARG:C	2:B:79:LYS:HZ3	20	1.75
(1,37)	1:A:104:ARG:C	2:B:79:LYS:N	20	1.75
(1,37)	1:A:104:ARG:C	2:B:79:LYS:NZ	20	1.75
(1,37)	1:A:104:ARG:C	2:B:79:LYS:O	20	1.75
(1,37)	1:A:104:ARG:C	2:B:80:ILE:C	20	1.75
(1,37)	1:A:104:ARG:C	2:B:80:ILE:CA	20	1.75
(1,37)	1:A:104:ARG:C	2:B:80:ILE:CB	20	1.75
(1,37)	1:A:104:ARG:C	2:B:80:ILE:CD1	20	1.75
(1,37)	1:A:104:ARG:C	2:B:80:ILE:CG1	20	1.75
(1,37)	1:A:104:ARG:C	2:B:80:ILE:CG2	20	1.75
(1,37)	1:A:104:ARG:C	2:B:80:ILE:H	20	1.75
(1,37)	1:A:104:ARG:C	2:B:80:ILE:HA	20	1.75
(1,37)	1:A:104:ARG:C	2:B:80:ILE:HB	20	1.75
(1,37)	1:A:104:ARG:C	2:B:80:ILE:HD11	20	1.75
(1,37)	1:A:104:ARG:C	2:B:80:ILE:HD12	20	1.75
(1,37)	1:A:104:ARG:C	2:B:80:ILE:HD13	20	1.75

*Continued on next page...*

*Continued from previous page...*

Key	Atom-1	Atom-2	Model ID	Violation (Å)
(1,37)	1:A:104:ARG:C	2:B:80:ILE:HG12	20	1.75
(1,37)	1:A:104:ARG:C	2:B:80:ILE:HG13	20	1.75
(1,37)	1:A:104:ARG:C	2:B:80:ILE:HG21	20	1.75
(1,37)	1:A:104:ARG:C	2:B:80:ILE:HG22	20	1.75
(1,37)	1:A:104:ARG:C	2:B:80:ILE:HG23	20	1.75
(1,37)	1:A:104:ARG:C	2:B:80:ILE:N	20	1.75
(1,37)	1:A:104:ARG:C	2:B:80:ILE:O	20	1.75
(1,37)	1:A:104:ARG:C	2:B:84:GLN:C	20	1.75
(1,37)	1:A:104:ARG:C	2:B:84:GLN:CA	20	1.75
(1,37)	1:A:104:ARG:C	2:B:84:GLN:CB	20	1.75
(1,37)	1:A:104:ARG:C	2:B:84:GLN:CD	20	1.75
(1,37)	1:A:104:ARG:C	2:B:84:GLN:CG	20	1.75
(1,37)	1:A:104:ARG:C	2:B:84:GLN:H	20	1.75
(1,37)	1:A:104:ARG:C	2:B:84:GLN:HA	20	1.75
(1,37)	1:A:104:ARG:C	2:B:84:GLN:HB2	20	1.75
(1,37)	1:A:104:ARG:C	2:B:84:GLN:HB3	20	1.75
(1,37)	1:A:104:ARG:C	2:B:84:GLN:HE21	20	1.75
(1,37)	1:A:104:ARG:C	2:B:84:GLN:HE22	20	1.75
(1,37)	1:A:104:ARG:C	2:B:84:GLN:HG2	20	1.75
(1,37)	1:A:104:ARG:C	2:B:84:GLN:HG3	20	1.75
(1,37)	1:A:104:ARG:C	2:B:84:GLN:N	20	1.75
(1,37)	1:A:104:ARG:C	2:B:84:GLN:NE2	20	1.75
(1,37)	1:A:104:ARG:C	2:B:84:GLN:O	20	1.75
(1,37)	1:A:104:ARG:C	2:B:84:GLN:OE1	20	1.75
(1,37)	1:A:104:ARG:C	2:B:97:THR:C	20	1.75
(1,37)	1:A:104:ARG:C	2:B:97:THR:CA	20	1.75
(1,37)	1:A:104:ARG:C	2:B:97:THR:CB	20	1.75
(1,37)	1:A:104:ARG:C	2:B:97:THR:CG2	20	1.75
(1,37)	1:A:104:ARG:C	2:B:97:THR:H	20	1.75
(1,37)	1:A:104:ARG:C	2:B:97:THR:HA	20	1.75
(1,37)	1:A:104:ARG:C	2:B:97:THR:HB	20	1.75
(1,37)	1:A:104:ARG:C	2:B:97:THR:HG1	20	1.75
(1,37)	1:A:104:ARG:C	2:B:97:THR:HG21	20	1.75
(1,37)	1:A:104:ARG:C	2:B:97:THR:HG22	20	1.75
(1,37)	1:A:104:ARG:C	2:B:97:THR:HG23	20	1.75
(1,37)	1:A:104:ARG:C	2:B:97:THR:N	20	1.75
(1,37)	1:A:104:ARG:C	2:B:97:THR:O	20	1.75
(1,37)	1:A:104:ARG:C	2:B:97:THR:OG1	20	1.75
(1,37)	1:A:104:ARG:C	2:B:99:HIS:C	20	1.75
(1,37)	1:A:104:ARG:C	2:B:99:HIS:CA	20	1.75
(1,37)	1:A:104:ARG:C	2:B:99:HIS:CB	20	1.75
(1,37)	1:A:104:ARG:C	2:B:99:HIS:CD2	20	1.75

*Continued on next page...*

*Continued from previous page...*

Key	Atom-1	Atom-2	Model ID	Violation (Å)
(1,37)	1:A:104:ARG:C	2:B:99:HIS:CE1	20	1.75
(1,37)	1:A:104:ARG:C	2:B:99:HIS:CG	20	1.75
(1,37)	1:A:104:ARG:C	2:B:99:HIS:H	20	1.75
(1,37)	1:A:104:ARG:C	2:B:99:HIS:HA	20	1.75
(1,37)	1:A:104:ARG:C	2:B:99:HIS:HB2	20	1.75
(1,37)	1:A:104:ARG:C	2:B:99:HIS:HB3	20	1.75
(1,37)	1:A:104:ARG:C	2:B:99:HIS:HD1	20	1.75
(1,37)	1:A:104:ARG:C	2:B:99:HIS:HD2	20	1.75
(1,37)	1:A:104:ARG:C	2:B:99:HIS:HE1	20	1.75
(1,37)	1:A:104:ARG:C	2:B:99:HIS:HE2	20	1.75
(1,37)	1:A:104:ARG:C	2:B:99:HIS:N	20	1.75
(1,37)	1:A:104:ARG:C	2:B:99:HIS:ND1	20	1.75
(1,37)	1:A:104:ARG:C	2:B:99:HIS:NE2	20	1.75
(1,37)	1:A:104:ARG:C	2:B:99:HIS:O	20	1.75
(1,37)	1:A:104:ARG:C	2:B:101:VAL:C	20	1.75
(1,37)	1:A:104:ARG:C	2:B:101:VAL:CA	20	1.75
(1,37)	1:A:104:ARG:C	2:B:101:VAL:CB	20	1.75
(1,37)	1:A:104:ARG:C	2:B:101:VAL:CG1	20	1.75
(1,37)	1:A:104:ARG:C	2:B:101:VAL:CG2	20	1.75
(1,37)	1:A:104:ARG:C	2:B:101:VAL:H	20	1.75
(1,37)	1:A:104:ARG:C	2:B:101:VAL:HA	20	1.75
(1,37)	1:A:104:ARG:C	2:B:101:VAL:HB	20	1.75
(1,37)	1:A:104:ARG:C	2:B:101:VAL:HG11	20	1.75
(1,37)	1:A:104:ARG:C	2:B:101:VAL:HG12	20	1.75
(1,37)	1:A:104:ARG:C	2:B:101:VAL:HG13	20	1.75
(1,37)	1:A:104:ARG:C	2:B:101:VAL:HG21	20	1.75
(1,37)	1:A:104:ARG:C	2:B:101:VAL:HG22	20	1.75
(1,37)	1:A:104:ARG:C	2:B:101:VAL:HG23	20	1.75
(1,37)	1:A:104:ARG:C	2:B:101:VAL:N	20	1.75
(1,37)	1:A:104:ARG:C	2:B:101:VAL:O	20	1.75
(1,37)	1:A:104:ARG:CA	2:B:75:ILE:C	20	1.75
(1,37)	1:A:104:ARG:CA	2:B:75:ILE:CA	20	1.75
(1,37)	1:A:104:ARG:CA	2:B:75:ILE:CB	20	1.75
(1,37)	1:A:104:ARG:CA	2:B:75:ILE:CD1	20	1.75
(1,37)	1:A:104:ARG:CA	2:B:75:ILE:CG1	20	1.75
(1,37)	1:A:104:ARG:CA	2:B:75:ILE:CG2	20	1.75
(1,37)	1:A:104:ARG:CA	2:B:75:ILE:H	20	1.75
(1,37)	1:A:104:ARG:CA	2:B:75:ILE:HA	20	1.75
(1,37)	1:A:104:ARG:CA	2:B:75:ILE:HB	20	1.75
(1,37)	1:A:104:ARG:CA	2:B:75:ILE:HD11	20	1.75
(1,37)	1:A:104:ARG:CA	2:B:75:ILE:HD12	20	1.75
(1,37)	1:A:104:ARG:CA	2:B:75:ILE:HD13	20	1.75

*Continued on next page...*

*Continued from previous page...*

Key	Atom-1	Atom-2	Model ID	Violation (Å)
(1,37)	1:A:104:ARG:CA	2:B:75:ILE:HG12	20	1.75
(1,37)	1:A:104:ARG:CA	2:B:75:ILE:HG13	20	1.75
(1,37)	1:A:104:ARG:CA	2:B:75:ILE:HG21	20	1.75
(1,37)	1:A:104:ARG:CA	2:B:75:ILE:HG22	20	1.75
(1,37)	1:A:104:ARG:CA	2:B:75:ILE:HG23	20	1.75
(1,37)	1:A:104:ARG:CA	2:B:75:ILE:N	20	1.75
(1,37)	1:A:104:ARG:CA	2:B:75:ILE:O	20	1.75
(1,37)	1:A:104:ARG:CA	2:B:77:ALA:C	20	1.75
(1,37)	1:A:104:ARG:CA	2:B:77:ALA:CA	20	1.75
(1,37)	1:A:104:ARG:CA	2:B:77:ALA:CB	20	1.75
(1,37)	1:A:104:ARG:CA	2:B:77:ALA:H	20	1.75
(1,37)	1:A:104:ARG:CA	2:B:77:ALA:HA	20	1.75
(1,37)	1:A:104:ARG:CA	2:B:77:ALA:HB1	20	1.75
(1,37)	1:A:104:ARG:CA	2:B:77:ALA:HB2	20	1.75
(1,37)	1:A:104:ARG:CA	2:B:77:ALA:HB3	20	1.75
(1,37)	1:A:104:ARG:CA	2:B:77:ALA:N	20	1.75
(1,37)	1:A:104:ARG:CA	2:B:77:ALA:O	20	1.75
(1,37)	1:A:104:ARG:CA	2:B:78:GLY:C	20	1.75
(1,37)	1:A:104:ARG:CA	2:B:78:GLY:CA	20	1.75
(1,37)	1:A:104:ARG:CA	2:B:78:GLY:H	20	1.75
(1,37)	1:A:104:ARG:CA	2:B:78:GLY:HA2	20	1.75
(1,37)	1:A:104:ARG:CA	2:B:78:GLY:HA3	20	1.75
(1,37)	1:A:104:ARG:CA	2:B:78:GLY:N	20	1.75
(1,37)	1:A:104:ARG:CA	2:B:78:GLY:O	20	1.75
(1,37)	1:A:104:ARG:CA	2:B:79:LYS:C	20	1.75
(1,37)	1:A:104:ARG:CA	2:B:79:LYS:CA	20	1.75
(1,37)	1:A:104:ARG:CA	2:B:79:LYS:CB	20	1.75
(1,37)	1:A:104:ARG:CA	2:B:79:LYS:CD	20	1.75
(1,37)	1:A:104:ARG:CA	2:B:79:LYS:CE	20	1.75
(1,37)	1:A:104:ARG:CA	2:B:79:LYS:CG	20	1.75
(1,37)	1:A:104:ARG:CA	2:B:79:LYS:H	20	1.75
(1,37)	1:A:104:ARG:CA	2:B:79:LYS:HA	20	1.75
(1,37)	1:A:104:ARG:CA	2:B:79:LYS:HB2	20	1.75
(1,37)	1:A:104:ARG:CA	2:B:79:LYS:HB3	20	1.75
(1,37)	1:A:104:ARG:CA	2:B:79:LYS:HD2	20	1.75
(1,37)	1:A:104:ARG:CA	2:B:79:LYS:HD3	20	1.75
(1,37)	1:A:104:ARG:CA	2:B:79:LYS:HE2	20	1.75
(1,37)	1:A:104:ARG:CA	2:B:79:LYS:HE3	20	1.75
(1,37)	1:A:104:ARG:CA	2:B:79:LYS:HG2	20	1.75
(1,37)	1:A:104:ARG:CA	2:B:79:LYS:HG3	20	1.75
(1,37)	1:A:104:ARG:CA	2:B:79:LYS:HZ1	20	1.75
(1,37)	1:A:104:ARG:CA	2:B:79:LYS:HZ2	20	1.75

*Continued on next page...*

*Continued from previous page...*

Key	Atom-1	Atom-2	Model ID	Violation (Å)
(1,37)	1:A:104:ARG:CA	2:B:79:LYS:HZ3	20	1.75
(1,37)	1:A:104:ARG:CA	2:B:79:LYS:N	20	1.75
(1,37)	1:A:104:ARG:CA	2:B:79:LYS:NZ	20	1.75
(1,37)	1:A:104:ARG:CA	2:B:79:LYS:O	20	1.75
(1,37)	1:A:104:ARG:CA	2:B:80:ILE:C	20	1.75
(1,37)	1:A:104:ARG:CA	2:B:80:ILE:CA	20	1.75
(1,37)	1:A:104:ARG:CA	2:B:80:ILE:CB	20	1.75
(1,37)	1:A:104:ARG:CA	2:B:80:ILE:CD1	20	1.75
(1,37)	1:A:104:ARG:CA	2:B:80:ILE:CG1	20	1.75
(1,37)	1:A:104:ARG:CA	2:B:80:ILE:CG2	20	1.75
(1,37)	1:A:104:ARG:CA	2:B:80:ILE:H	20	1.75
(1,37)	1:A:104:ARG:CA	2:B:80:ILE:HA	20	1.75
(1,37)	1:A:104:ARG:CA	2:B:80:ILE:HB	20	1.75
(1,37)	1:A:104:ARG:CA	2:B:80:ILE:HD11	20	1.75
(1,37)	1:A:104:ARG:CA	2:B:80:ILE:HD12	20	1.75
(1,37)	1:A:104:ARG:CA	2:B:80:ILE:HD13	20	1.75
(1,37)	1:A:104:ARG:CA	2:B:80:ILE:HG12	20	1.75
(1,37)	1:A:104:ARG:CA	2:B:80:ILE:HG13	20	1.75
(1,37)	1:A:104:ARG:CA	2:B:80:ILE:HG21	20	1.75
(1,37)	1:A:104:ARG:CA	2:B:80:ILE:HG22	20	1.75
(1,37)	1:A:104:ARG:CA	2:B:80:ILE:HG23	20	1.75
(1,37)	1:A:104:ARG:CA	2:B:80:ILE:N	20	1.75
(1,37)	1:A:104:ARG:CA	2:B:80:ILE:O	20	1.75
(1,37)	1:A:104:ARG:CA	2:B:84:GLN:C	20	1.75
(1,37)	1:A:104:ARG:CA	2:B:84:GLN:CA	20	1.75
(1,37)	1:A:104:ARG:CA	2:B:84:GLN:CB	20	1.75
(1,37)	1:A:104:ARG:CA	2:B:84:GLN:CD	20	1.75
(1,37)	1:A:104:ARG:CA	2:B:84:GLN:CG	20	1.75
(1,37)	1:A:104:ARG:CA	2:B:84:GLN:H	20	1.75
(1,37)	1:A:104:ARG:CA	2:B:84:GLN:HA	20	1.75
(1,37)	1:A:104:ARG:CA	2:B:84:GLN:HB2	20	1.75
(1,37)	1:A:104:ARG:CA	2:B:84:GLN:HB3	20	1.75
(1,37)	1:A:104:ARG:CA	2:B:84:GLN:HE21	20	1.75
(1,37)	1:A:104:ARG:CA	2:B:84:GLN:HE22	20	1.75
(1,37)	1:A:104:ARG:CA	2:B:84:GLN:HG2	20	1.75
(1,37)	1:A:104:ARG:CA	2:B:84:GLN:HG3	20	1.75
(1,37)	1:A:104:ARG:CA	2:B:84:GLN:N	20	1.75
(1,37)	1:A:104:ARG:CA	2:B:84:GLN:NE2	20	1.75
(1,37)	1:A:104:ARG:CA	2:B:84:GLN:O	20	1.75
(1,37)	1:A:104:ARG:CA	2:B:84:GLN:OE1	20	1.75
(1,37)	1:A:104:ARG:CA	2:B:97:THR:C	20	1.75
(1,37)	1:A:104:ARG:CA	2:B:97:THR:CA	20	1.75

*Continued on next page...*

*Continued from previous page...*

Key	Atom-1	Atom-2	Model ID	Violation (Å)
(1,37)	1:A:104:ARG:CA	2:B:97:THR:CB	20	1.75
(1,37)	1:A:104:ARG:CA	2:B:97:THR:CG2	20	1.75
(1,37)	1:A:104:ARG:CA	2:B:97:THR:H	20	1.75
(1,37)	1:A:104:ARG:CA	2:B:97:THR:HA	20	1.75
(1,37)	1:A:104:ARG:CA	2:B:97:THR:HB	20	1.75
(1,37)	1:A:104:ARG:CA	2:B:97:THR:HG1	20	1.75
(1,37)	1:A:104:ARG:CA	2:B:97:THR:HG21	20	1.75
(1,37)	1:A:104:ARG:CA	2:B:97:THR:HG22	20	1.75
(1,37)	1:A:104:ARG:CA	2:B:97:THR:HG23	20	1.75
(1,37)	1:A:104:ARG:CA	2:B:97:THR:N	20	1.75
(1,37)	1:A:104:ARG:CA	2:B:97:THR:O	20	1.75
(1,37)	1:A:104:ARG:CA	2:B:97:THR:OG1	20	1.75
(1,37)	1:A:104:ARG:CA	2:B:99:HIS:C	20	1.75
(1,37)	1:A:104:ARG:CA	2:B:99:HIS:CA	20	1.75
(1,37)	1:A:104:ARG:CA	2:B:99:HIS:CB	20	1.75
(1,37)	1:A:104:ARG:CA	2:B:99:HIS:CD2	20	1.75
(1,37)	1:A:104:ARG:CA	2:B:99:HIS:CE1	20	1.75
(1,37)	1:A:104:ARG:CA	2:B:99:HIS:CG	20	1.75
(1,37)	1:A:104:ARG:CA	2:B:99:HIS:H	20	1.75
(1,37)	1:A:104:ARG:CA	2:B:99:HIS:HA	20	1.75
(1,37)	1:A:104:ARG:CA	2:B:99:HIS:HB2	20	1.75
(1,37)	1:A:104:ARG:CA	2:B:99:HIS:HB3	20	1.75
(1,37)	1:A:104:ARG:CA	2:B:99:HIS:HD1	20	1.75
(1,37)	1:A:104:ARG:CA	2:B:99:HIS:HD2	20	1.75
(1,37)	1:A:104:ARG:CA	2:B:99:HIS:HE1	20	1.75
(1,37)	1:A:104:ARG:CA	2:B:99:HIS:HE2	20	1.75
(1,37)	1:A:104:ARG:CA	2:B:99:HIS:N	20	1.75
(1,37)	1:A:104:ARG:CA	2:B:99:HIS:ND1	20	1.75
(1,37)	1:A:104:ARG:CA	2:B:99:HIS:NE2	20	1.75
(1,37)	1:A:104:ARG:CA	2:B:99:HIS:O	20	1.75
(1,37)	1:A:104:ARG:CA	2:B:101:VAL:C	20	1.75
(1,37)	1:A:104:ARG:CA	2:B:101:VAL:CA	20	1.75
(1,37)	1:A:104:ARG:CA	2:B:101:VAL:CB	20	1.75
(1,37)	1:A:104:ARG:CA	2:B:101:VAL:CG1	20	1.75
(1,37)	1:A:104:ARG:CA	2:B:101:VAL:CG2	20	1.75
(1,37)	1:A:104:ARG:CA	2:B:101:VAL:H	20	1.75
(1,37)	1:A:104:ARG:CA	2:B:101:VAL:HA	20	1.75
(1,37)	1:A:104:ARG:CA	2:B:101:VAL:HB	20	1.75
(1,37)	1:A:104:ARG:CA	2:B:101:VAL:HG11	20	1.75
(1,37)	1:A:104:ARG:CA	2:B:101:VAL:HG12	20	1.75
(1,37)	1:A:104:ARG:CA	2:B:101:VAL:HG13	20	1.75
(1,37)	1:A:104:ARG:CA	2:B:101:VAL:HG21	20	1.75

*Continued on next page...*



*Continued from previous page...*

Key	Atom-1	Atom-2	Model ID	Violation (Å)
(1,37)	1:A:104:ARG:CA	2:B:101:VAL:HG22	20	1.75
(1,37)	1:A:104:ARG:CA	2:B:101:VAL:HG23	20	1.75
(1,37)	1:A:104:ARG:CA	2:B:101:VAL:N	20	1.75
(1,37)	1:A:104:ARG:CA	2:B:101:VAL:O	20	1.75
(1,37)	1:A:104:ARG:CB	2:B:75:ILE:C	20	1.75
(1,37)	1:A:104:ARG:CB	2:B:75:ILE:CA	20	1.75
(1,37)	1:A:104:ARG:CB	2:B:75:ILE:CB	20	1.75
(1,37)	1:A:104:ARG:CB	2:B:75:ILE:CD1	20	1.75
(1,37)	1:A:104:ARG:CB	2:B:75:ILE:CG1	20	1.75
(1,37)	1:A:104:ARG:CB	2:B:75:ILE:CG2	20	1.75
(1,37)	1:A:104:ARG:CB	2:B:75:ILE:H	20	1.75
(1,37)	1:A:104:ARG:CB	2:B:75:ILE:HA	20	1.75
(1,37)	1:A:104:ARG:CB	2:B:75:ILE:HB	20	1.75
(1,37)	1:A:104:ARG:CB	2:B:75:ILE:HD11	20	1.75
(1,37)	1:A:104:ARG:CB	2:B:75:ILE:HD12	20	1.75
(1,37)	1:A:104:ARG:CB	2:B:75:ILE:HD13	20	1.75
(1,37)	1:A:104:ARG:CB	2:B:75:ILE:HG12	20	1.75
(1,37)	1:A:104:ARG:CB	2:B:75:ILE:HG13	20	1.75
(1,37)	1:A:104:ARG:CB	2:B:75:ILE:HG21	20	1.75
(1,37)	1:A:104:ARG:CB	2:B:75:ILE:HG22	20	1.75
(1,37)	1:A:104:ARG:CB	2:B:75:ILE:HG23	20	1.75
(1,37)	1:A:104:ARG:CB	2:B:75:ILE:N	20	1.75
(1,37)	1:A:104:ARG:CB	2:B:75:ILE:O	20	1.75
(1,37)	1:A:104:ARG:CB	2:B:77:ALA:C	20	1.75
(1,37)	1:A:104:ARG:CB	2:B:77:ALA:CA	20	1.75
(1,37)	1:A:104:ARG:CB	2:B:77:ALA:CB	20	1.75
(1,37)	1:A:104:ARG:CB	2:B:77:ALA:H	20	1.75
(1,37)	1:A:104:ARG:CB	2:B:77:ALA:HA	20	1.75
(1,37)	1:A:104:ARG:CB	2:B:77:ALA:HB1	20	1.75
(1,37)	1:A:104:ARG:CB	2:B:77:ALA:HB2	20	1.75
(1,37)	1:A:104:ARG:CB	2:B:77:ALA:HB3	20	1.75
(1,37)	1:A:104:ARG:CB	2:B:77:ALA:N	20	1.75
(1,37)	1:A:104:ARG:CB	2:B:77:ALA:O	20	1.75
(1,37)	1:A:104:ARG:CB	2:B:78:GLY:C	20	1.75
(1,37)	1:A:104:ARG:CB	2:B:78:GLY:CA	20	1.75
(1,37)	1:A:104:ARG:CB	2:B:78:GLY:H	20	1.75
(1,37)	1:A:104:ARG:CB	2:B:78:GLY:HA2	20	1.75
(1,37)	1:A:104:ARG:CB	2:B:78:GLY:HA3	20	1.75
(1,37)	1:A:104:ARG:CB	2:B:78:GLY:N	20	1.75
(1,37)	1:A:104:ARG:CB	2:B:78:GLY:O	20	1.75
(1,37)	1:A:104:ARG:CB	2:B:79:LYS:C	20	1.75
(1,37)	1:A:104:ARG:CB	2:B:79:LYS:CA	20	1.75

*Continued on next page...*

*Continued from previous page...*

Key	Atom-1	Atom-2	Model ID	Violation (Å)
(1,37)	1:A:104:ARG:CB	2:B:79:LYS:CB	20	1.75
(1,37)	1:A:104:ARG:CB	2:B:79:LYS:CD	20	1.75
(1,37)	1:A:104:ARG:CB	2:B:79:LYS:CE	20	1.75
(1,37)	1:A:104:ARG:CB	2:B:79:LYS:CG	20	1.75
(1,37)	1:A:104:ARG:CB	2:B:79:LYS:H	20	1.75
(1,37)	1:A:104:ARG:CB	2:B:79:LYS:HA	20	1.75
(1,37)	1:A:104:ARG:CB	2:B:79:LYS:HB2	20	1.75
(1,37)	1:A:104:ARG:CB	2:B:79:LYS:HB3	20	1.75
(1,37)	1:A:104:ARG:CB	2:B:79:LYS:HD2	20	1.75
(1,37)	1:A:104:ARG:CB	2:B:79:LYS:HD3	20	1.75
(1,37)	1:A:104:ARG:CB	2:B:79:LYS:HE2	20	1.75
(1,37)	1:A:104:ARG:CB	2:B:79:LYS:HE3	20	1.75
(1,37)	1:A:104:ARG:CB	2:B:79:LYS:HG2	20	1.75
(1,37)	1:A:104:ARG:CB	2:B:79:LYS:HG3	20	1.75
(1,37)	1:A:104:ARG:CB	2:B:79:LYS:HZ1	20	1.75
(1,37)	1:A:104:ARG:CB	2:B:79:LYS:HZ2	20	1.75
(1,37)	1:A:104:ARG:CB	2:B:79:LYS:HZ3	20	1.75
(1,37)	1:A:104:ARG:CB	2:B:79:LYS:N	20	1.75
(1,37)	1:A:104:ARG:CB	2:B:79:LYS:NZ	20	1.75
(1,37)	1:A:104:ARG:CB	2:B:79:LYS:O	20	1.75
(1,37)	1:A:104:ARG:CB	2:B:80:ILE:C	20	1.75
(1,37)	1:A:104:ARG:CB	2:B:80:ILE:CA	20	1.75
(1,37)	1:A:104:ARG:CB	2:B:80:ILE:CB	20	1.75
(1,37)	1:A:104:ARG:CB	2:B:80:ILE:CD1	20	1.75
(1,37)	1:A:104:ARG:CB	2:B:80:ILE:CG1	20	1.75
(1,37)	1:A:104:ARG:CB	2:B:80:ILE:CG2	20	1.75
(1,37)	1:A:104:ARG:CB	2:B:80:ILE:H	20	1.75
(1,37)	1:A:104:ARG:CB	2:B:80:ILE:HA	20	1.75
(1,37)	1:A:104:ARG:CB	2:B:80:ILE:HB	20	1.75
(1,37)	1:A:104:ARG:CB	2:B:80:ILE:HD11	20	1.75
(1,37)	1:A:104:ARG:CB	2:B:80:ILE:HD12	20	1.75
(1,37)	1:A:104:ARG:CB	2:B:80:ILE:HD13	20	1.75
(1,37)	1:A:104:ARG:CB	2:B:80:ILE:HG12	20	1.75
(1,37)	1:A:104:ARG:CB	2:B:80:ILE:HG13	20	1.75
(1,37)	1:A:104:ARG:CB	2:B:80:ILE:HG21	20	1.75
(1,37)	1:A:104:ARG:CB	2:B:80:ILE:HG22	20	1.75
(1,37)	1:A:104:ARG:CB	2:B:80:ILE:HG23	20	1.75
(1,37)	1:A:104:ARG:CB	2:B:80:ILE:N	20	1.75
(1,37)	1:A:104:ARG:CB	2:B:80:ILE:O	20	1.75
(1,37)	1:A:104:ARG:CB	2:B:84:GLN:C	20	1.75
(1,37)	1:A:104:ARG:CB	2:B:84:GLN:CA	20	1.75
(1,37)	1:A:104:ARG:CB	2:B:84:GLN:CB	20	1.75

*Continued on next page...*

*Continued from previous page...*

Key	Atom-1	Atom-2	Model ID	Violation (Å)
(1,37)	1:A:104:ARG:CB	2:B:84:GLN:CD	20	1.75
(1,37)	1:A:104:ARG:CB	2:B:84:GLN:CG	20	1.75
(1,37)	1:A:104:ARG:CB	2:B:84:GLN:H	20	1.75
(1,37)	1:A:104:ARG:CB	2:B:84:GLN:HA	20	1.75
(1,37)	1:A:104:ARG:CB	2:B:84:GLN:HB2	20	1.75
(1,37)	1:A:104:ARG:CB	2:B:84:GLN:HB3	20	1.75
(1,37)	1:A:104:ARG:CB	2:B:84:GLN:HE21	20	1.75
(1,37)	1:A:104:ARG:CB	2:B:84:GLN:HE22	20	1.75
(1,37)	1:A:104:ARG:CB	2:B:84:GLN:HG2	20	1.75
(1,37)	1:A:104:ARG:CB	2:B:84:GLN:HG3	20	1.75
(1,37)	1:A:104:ARG:CB	2:B:84:GLN:N	20	1.75
(1,37)	1:A:104:ARG:CB	2:B:84:GLN:NE2	20	1.75
(1,37)	1:A:104:ARG:CB	2:B:84:GLN:O	20	1.75
(1,37)	1:A:104:ARG:CB	2:B:84:GLN:OE1	20	1.75
(1,37)	1:A:104:ARG:CB	2:B:97:THR:C	20	1.75
(1,37)	1:A:104:ARG:CB	2:B:97:THR:CA	20	1.75
(1,37)	1:A:104:ARG:CB	2:B:97:THR:CB	20	1.75
(1,37)	1:A:104:ARG:CB	2:B:97:THR:CG2	20	1.75
(1,37)	1:A:104:ARG:CB	2:B:97:THR:H	20	1.75
(1,37)	1:A:104:ARG:CB	2:B:97:THR:HA	20	1.75
(1,37)	1:A:104:ARG:CB	2:B:97:THR:HB	20	1.75
(1,37)	1:A:104:ARG:CB	2:B:97:THR:HG1	20	1.75
(1,37)	1:A:104:ARG:CB	2:B:97:THR:HG21	20	1.75
(1,37)	1:A:104:ARG:CB	2:B:97:THR:HG22	20	1.75
(1,37)	1:A:104:ARG:CB	2:B:97:THR:HG23	20	1.75
(1,37)	1:A:104:ARG:CB	2:B:97:THR:N	20	1.75
(1,37)	1:A:104:ARG:CB	2:B:97:THR:O	20	1.75
(1,37)	1:A:104:ARG:CB	2:B:97:THR:OG1	20	1.75
(1,37)	1:A:104:ARG:CB	2:B:99:HIS:C	20	1.75
(1,37)	1:A:104:ARG:CB	2:B:99:HIS:CA	20	1.75
(1,37)	1:A:104:ARG:CB	2:B:99:HIS:CB	20	1.75
(1,37)	1:A:104:ARG:CB	2:B:99:HIS:CD2	20	1.75
(1,37)	1:A:104:ARG:CB	2:B:99:HIS:CE1	20	1.75
(1,37)	1:A:104:ARG:CB	2:B:99:HIS:CG	20	1.75
(1,37)	1:A:104:ARG:CB	2:B:99:HIS:H	20	1.75
(1,37)	1:A:104:ARG:CB	2:B:99:HIS:HA	20	1.75
(1,37)	1:A:104:ARG:CB	2:B:99:HIS:HB2	20	1.75
(1,37)	1:A:104:ARG:CB	2:B:99:HIS:HB3	20	1.75
(1,37)	1:A:104:ARG:CB	2:B:99:HIS:HD1	20	1.75
(1,37)	1:A:104:ARG:CB	2:B:99:HIS:HD2	20	1.75
(1,37)	1:A:104:ARG:CB	2:B:99:HIS:HE1	20	1.75
(1,37)	1:A:104:ARG:CB	2:B:99:HIS:HE2	20	1.75

*Continued on next page...*

*Continued from previous page...*

Key	Atom-1	Atom-2	Model ID	Violation (Å)
(1,37)	1:A:104:ARG:CB	2:B:99:HIS:N	20	1.75
(1,37)	1:A:104:ARG:CB	2:B:99:HIS:ND1	20	1.75
(1,37)	1:A:104:ARG:CB	2:B:99:HIS:NE2	20	1.75
(1,37)	1:A:104:ARG:CB	2:B:99:HIS:O	20	1.75
(1,37)	1:A:104:ARG:CB	2:B:101:VAL:C	20	1.75
(1,37)	1:A:104:ARG:CB	2:B:101:VAL:CA	20	1.75
(1,37)	1:A:104:ARG:CB	2:B:101:VAL:CB	20	1.75
(1,37)	1:A:104:ARG:CB	2:B:101:VAL:CG1	20	1.75
(1,37)	1:A:104:ARG:CB	2:B:101:VAL:CG2	20	1.75
(1,37)	1:A:104:ARG:CB	2:B:101:VAL:H	20	1.75
(1,37)	1:A:104:ARG:CB	2:B:101:VAL:HA	20	1.75
(1,37)	1:A:104:ARG:CB	2:B:101:VAL:HB	20	1.75
(1,37)	1:A:104:ARG:CB	2:B:101:VAL:HG11	20	1.75
(1,37)	1:A:104:ARG:CB	2:B:101:VAL:HG12	20	1.75
(1,37)	1:A:104:ARG:CB	2:B:101:VAL:HG13	20	1.75
(1,37)	1:A:104:ARG:CB	2:B:101:VAL:HG21	20	1.75
(1,37)	1:A:104:ARG:CB	2:B:101:VAL:HG22	20	1.75
(1,37)	1:A:104:ARG:CB	2:B:101:VAL:HG23	20	1.75
(1,37)	1:A:104:ARG:CB	2:B:101:VAL:N	20	1.75
(1,37)	1:A:104:ARG:CB	2:B:101:VAL:O	20	1.75
(1,37)	1:A:104:ARG:CD	2:B:75:ILE:C	20	1.75
(1,37)	1:A:104:ARG:CD	2:B:75:ILE:CA	20	1.75
(1,37)	1:A:104:ARG:CD	2:B:75:ILE:CB	20	1.75
(1,37)	1:A:104:ARG:CD	2:B:75:ILE:CD1	20	1.75
(1,37)	1:A:104:ARG:CD	2:B:75:ILE:CG1	20	1.75
(1,37)	1:A:104:ARG:CD	2:B:75:ILE:CG2	20	1.75
(1,37)	1:A:104:ARG:CD	2:B:75:ILE:H	20	1.75
(1,37)	1:A:104:ARG:CD	2:B:75:ILE:HA	20	1.75
(1,37)	1:A:104:ARG:CD	2:B:75:ILE:HB	20	1.75
(1,37)	1:A:104:ARG:CD	2:B:75:ILE:HD11	20	1.75
(1,37)	1:A:104:ARG:CD	2:B:75:ILE:HD12	20	1.75
(1,37)	1:A:104:ARG:CD	2:B:75:ILE:HD13	20	1.75
(1,37)	1:A:104:ARG:CD	2:B:75:ILE:HG12	20	1.75
(1,37)	1:A:104:ARG:CD	2:B:75:ILE:HG13	20	1.75
(1,37)	1:A:104:ARG:CD	2:B:75:ILE:HG21	20	1.75
(1,37)	1:A:104:ARG:CD	2:B:75:ILE:HG22	20	1.75
(1,37)	1:A:104:ARG:CD	2:B:75:ILE:HG23	20	1.75
(1,37)	1:A:104:ARG:CD	2:B:75:ILE:N	20	1.75
(1,37)	1:A:104:ARG:CD	2:B:75:ILE:O	20	1.75
(1,37)	1:A:104:ARG:CD	2:B:77:ALA:C	20	1.75
(1,37)	1:A:104:ARG:CD	2:B:77:ALA:CA	20	1.75
(1,37)	1:A:104:ARG:CD	2:B:77:ALA:CB	20	1.75

*Continued on next page...*

*Continued from previous page...*

Key	Atom-1	Atom-2	Model ID	Violation (Å)
(1,37)	1:A:104:ARG:CD	2:B:77:ALA:H	20	1.75
(1,37)	1:A:104:ARG:CD	2:B:77:ALA:HA	20	1.75
(1,37)	1:A:104:ARG:CD	2:B:77:ALA:HB1	20	1.75
(1,37)	1:A:104:ARG:CD	2:B:77:ALA:HB2	20	1.75
(1,37)	1:A:104:ARG:CD	2:B:77:ALA:HB3	20	1.75
(1,37)	1:A:104:ARG:CD	2:B:77:ALA:N	20	1.75
(1,37)	1:A:104:ARG:CD	2:B:77:ALA:O	20	1.75
(1,37)	1:A:104:ARG:CD	2:B:78:GLY:C	20	1.75
(1,37)	1:A:104:ARG:CD	2:B:78:GLY:CA	20	1.75
(1,37)	1:A:104:ARG:CD	2:B:78:GLY:H	20	1.75
(1,37)	1:A:104:ARG:CD	2:B:78:GLY:HA2	20	1.75
(1,37)	1:A:104:ARG:CD	2:B:78:GLY:HA3	20	1.75
(1,37)	1:A:104:ARG:CD	2:B:78:GLY:N	20	1.75
(1,37)	1:A:104:ARG:CD	2:B:78:GLY:O	20	1.75
(1,37)	1:A:104:ARG:CD	2:B:79:LYS:C	20	1.75
(1,37)	1:A:104:ARG:CD	2:B:79:LYS:CA	20	1.75
(1,37)	1:A:104:ARG:CD	2:B:79:LYS:CB	20	1.75
(1,37)	1:A:104:ARG:CD	2:B:79:LYS:CD	20	1.75
(1,37)	1:A:104:ARG:CD	2:B:79:LYS:CE	20	1.75
(1,37)	1:A:104:ARG:CD	2:B:79:LYS:CG	20	1.75
(1,37)	1:A:104:ARG:CD	2:B:79:LYS:H	20	1.75
(1,37)	1:A:104:ARG:CD	2:B:79:LYS:HA	20	1.75
(1,37)	1:A:104:ARG:CD	2:B:79:LYS:HB2	20	1.75
(1,37)	1:A:104:ARG:CD	2:B:79:LYS:HB3	20	1.75
(1,37)	1:A:104:ARG:CD	2:B:79:LYS:HD2	20	1.75
(1,37)	1:A:104:ARG:CD	2:B:79:LYS:HD3	20	1.75
(1,37)	1:A:104:ARG:CD	2:B:79:LYS:HE2	20	1.75
(1,37)	1:A:104:ARG:CD	2:B:79:LYS:HE3	20	1.75
(1,37)	1:A:104:ARG:CD	2:B:79:LYS:HG2	20	1.75
(1,37)	1:A:104:ARG:CD	2:B:79:LYS:HG3	20	1.75
(1,37)	1:A:104:ARG:CD	2:B:79:LYS:HZ1	20	1.75
(1,37)	1:A:104:ARG:CD	2:B:79:LYS:HZ2	20	1.75
(1,37)	1:A:104:ARG:CD	2:B:79:LYS:HZ3	20	1.75
(1,37)	1:A:104:ARG:CD	2:B:79:LYS:N	20	1.75
(1,37)	1:A:104:ARG:CD	2:B:79:LYS:NZ	20	1.75
(1,37)	1:A:104:ARG:CD	2:B:79:LYS:O	20	1.75
(1,37)	1:A:104:ARG:CD	2:B:80:ILE:C	20	1.75
(1,37)	1:A:104:ARG:CD	2:B:80:ILE:CA	20	1.75
(1,37)	1:A:104:ARG:CD	2:B:80:ILE:CB	20	1.75
(1,37)	1:A:104:ARG:CD	2:B:80:ILE:CD1	20	1.75
(1,37)	1:A:104:ARG:CD	2:B:80:ILE:CG1	20	1.75
(1,37)	1:A:104:ARG:CD	2:B:80:ILE:CG2	20	1.75

*Continued on next page...*

*Continued from previous page...*

Key	Atom-1	Atom-2	Model ID	Violation (Å)
(1,37)	1:A:104:ARG:CD	2:B:80:ILE:H	20	1.75
(1,37)	1:A:104:ARG:CD	2:B:80:ILE:HA	20	1.75
(1,37)	1:A:104:ARG:CD	2:B:80:ILE:HB	20	1.75
(1,37)	1:A:104:ARG:CD	2:B:80:ILE:HD11	20	1.75
(1,37)	1:A:104:ARG:CD	2:B:80:ILE:HD12	20	1.75
(1,37)	1:A:104:ARG:CD	2:B:80:ILE:HD13	20	1.75
(1,37)	1:A:104:ARG:CD	2:B:80:ILE:HG12	20	1.75
(1,37)	1:A:104:ARG:CD	2:B:80:ILE:HG13	20	1.75
(1,37)	1:A:104:ARG:CD	2:B:80:ILE:HG21	20	1.75
(1,37)	1:A:104:ARG:CD	2:B:80:ILE:HG22	20	1.75
(1,37)	1:A:104:ARG:CD	2:B:80:ILE:HG23	20	1.75
(1,37)	1:A:104:ARG:CD	2:B:80:ILE:N	20	1.75
(1,37)	1:A:104:ARG:CD	2:B:80:ILE:O	20	1.75
(1,37)	1:A:104:ARG:CD	2:B:84:GLN:C	20	1.75
(1,37)	1:A:104:ARG:CD	2:B:84:GLN:CA	20	1.75
(1,37)	1:A:104:ARG:CD	2:B:84:GLN:CB	20	1.75
(1,37)	1:A:104:ARG:CD	2:B:84:GLN:CD	20	1.75
(1,37)	1:A:104:ARG:CD	2:B:84:GLN:CG	20	1.75
(1,37)	1:A:104:ARG:CD	2:B:84:GLN:H	20	1.75
(1,37)	1:A:104:ARG:CD	2:B:84:GLN:HA	20	1.75
(1,37)	1:A:104:ARG:CD	2:B:84:GLN:HB2	20	1.75
(1,37)	1:A:104:ARG:CD	2:B:84:GLN:HB3	20	1.75
(1,37)	1:A:104:ARG:CD	2:B:84:GLN:HE21	20	1.75
(1,37)	1:A:104:ARG:CD	2:B:84:GLN:HE22	20	1.75
(1,37)	1:A:104:ARG:CD	2:B:84:GLN:HG2	20	1.75
(1,37)	1:A:104:ARG:CD	2:B:84:GLN:HG3	20	1.75
(1,37)	1:A:104:ARG:CD	2:B:84:GLN:N	20	1.75
(1,37)	1:A:104:ARG:CD	2:B:84:GLN:NE2	20	1.75
(1,37)	1:A:104:ARG:CD	2:B:84:GLN:O	20	1.75
(1,37)	1:A:104:ARG:CD	2:B:84:GLN:OE1	20	1.75
(1,37)	1:A:104:ARG:CD	2:B:97:THR:C	20	1.75
(1,37)	1:A:104:ARG:CD	2:B:97:THR:CA	20	1.75
(1,37)	1:A:104:ARG:CD	2:B:97:THR:CB	20	1.75
(1,37)	1:A:104:ARG:CD	2:B:97:THR:CG2	20	1.75
(1,37)	1:A:104:ARG:CD	2:B:97:THR:H	20	1.75
(1,37)	1:A:104:ARG:CD	2:B:97:THR:HA	20	1.75
(1,37)	1:A:104:ARG:CD	2:B:97:THR:HB	20	1.75
(1,37)	1:A:104:ARG:CD	2:B:97:THR:HG1	20	1.75
(1,37)	1:A:104:ARG:CD	2:B:97:THR:HG21	20	1.75
(1,37)	1:A:104:ARG:CD	2:B:97:THR:HG22	20	1.75
(1,37)	1:A:104:ARG:CD	2:B:97:THR:HG23	20	1.75
(1,37)	1:A:104:ARG:CD	2:B:97:THR:N	20	1.75

*Continued on next page...*

*Continued from previous page...*

Key	Atom-1	Atom-2	Model ID	Violation (Å)
(1,37)	1:A:104:ARG:CD	2:B:97:THR:O	20	1.75
(1,37)	1:A:104:ARG:CD	2:B:97:THR:OG1	20	1.75
(1,37)	1:A:104:ARG:CD	2:B:99:HIS:C	20	1.75
(1,37)	1:A:104:ARG:CD	2:B:99:HIS:CA	20	1.75
(1,37)	1:A:104:ARG:CD	2:B:99:HIS:CB	20	1.75
(1,37)	1:A:104:ARG:CD	2:B:99:HIS:CD2	20	1.75
(1,37)	1:A:104:ARG:CD	2:B:99:HIS:CE1	20	1.75
(1,37)	1:A:104:ARG:CD	2:B:99:HIS:CG	20	1.75
(1,37)	1:A:104:ARG:CD	2:B:99:HIS:H	20	1.75
(1,37)	1:A:104:ARG:CD	2:B:99:HIS:HA	20	1.75
(1,37)	1:A:104:ARG:CD	2:B:99:HIS:HB2	20	1.75
(1,37)	1:A:104:ARG:CD	2:B:99:HIS:HB3	20	1.75
(1,37)	1:A:104:ARG:CD	2:B:99:HIS:HD1	20	1.75
(1,37)	1:A:104:ARG:CD	2:B:99:HIS:HD2	20	1.75
(1,37)	1:A:104:ARG:CD	2:B:99:HIS:HE1	20	1.75
(1,37)	1:A:104:ARG:CD	2:B:99:HIS:HE2	20	1.75
(1,37)	1:A:104:ARG:CD	2:B:99:HIS:N	20	1.75
(1,37)	1:A:104:ARG:CD	2:B:99:HIS:ND1	20	1.75
(1,37)	1:A:104:ARG:CD	2:B:99:HIS:NE2	20	1.75
(1,37)	1:A:104:ARG:CD	2:B:99:HIS:O	20	1.75
(1,37)	1:A:104:ARG:CD	2:B:101:VAL:C	20	1.75
(1,37)	1:A:104:ARG:CD	2:B:101:VAL:CA	20	1.75
(1,37)	1:A:104:ARG:CD	2:B:101:VAL:CB	20	1.75
(1,37)	1:A:104:ARG:CD	2:B:101:VAL:CG1	20	1.75
(1,37)	1:A:104:ARG:CD	2:B:101:VAL:CG2	20	1.75
(1,37)	1:A:104:ARG:CD	2:B:101:VAL:H	20	1.75
(1,37)	1:A:104:ARG:CD	2:B:101:VAL:HA	20	1.75
(1,37)	1:A:104:ARG:CD	2:B:101:VAL:HB	20	1.75
(1,37)	1:A:104:ARG:CD	2:B:101:VAL:HG11	20	1.75
(1,37)	1:A:104:ARG:CD	2:B:101:VAL:HG12	20	1.75
(1,37)	1:A:104:ARG:CD	2:B:101:VAL:HG13	20	1.75
(1,37)	1:A:104:ARG:CD	2:B:101:VAL:HG21	20	1.75
(1,37)	1:A:104:ARG:CD	2:B:101:VAL:HG22	20	1.75
(1,37)	1:A:104:ARG:CD	2:B:101:VAL:HG23	20	1.75
(1,37)	1:A:104:ARG:CD	2:B:101:VAL:N	20	1.75
(1,37)	1:A:104:ARG:CD	2:B:101:VAL:O	20	1.75
(1,37)	1:A:104:ARG:CG	2:B:75:ILE:C	20	1.75
(1,37)	1:A:104:ARG:CG	2:B:75:ILE:CA	20	1.75
(1,37)	1:A:104:ARG:CG	2:B:75:ILE:CB	20	1.75
(1,37)	1:A:104:ARG:CG	2:B:75:ILE:CD1	20	1.75
(1,37)	1:A:104:ARG:CG	2:B:75:ILE:CG1	20	1.75
(1,37)	1:A:104:ARG:CG	2:B:75:ILE:CG2	20	1.75

*Continued on next page...*

*Continued from previous page...*

Key	Atom-1	Atom-2	Model ID	Violation (Å)
(1,37)	1:A:104:ARG:CG	2:B:75:ILE:H	20	1.75
(1,37)	1:A:104:ARG:CG	2:B:75:ILE:HA	20	1.75
(1,37)	1:A:104:ARG:CG	2:B:75:ILE:HB	20	1.75
(1,37)	1:A:104:ARG:CG	2:B:75:ILE:HD11	20	1.75
(1,37)	1:A:104:ARG:CG	2:B:75:ILE:HD12	20	1.75
(1,37)	1:A:104:ARG:CG	2:B:75:ILE:HD13	20	1.75
(1,37)	1:A:104:ARG:CG	2:B:75:ILE:HG12	20	1.75
(1,37)	1:A:104:ARG:CG	2:B:75:ILE:HG13	20	1.75
(1,37)	1:A:104:ARG:CG	2:B:75:ILE:HG21	20	1.75
(1,37)	1:A:104:ARG:CG	2:B:75:ILE:HG22	20	1.75
(1,37)	1:A:104:ARG:CG	2:B:75:ILE:HG23	20	1.75
(1,37)	1:A:104:ARG:CG	2:B:75:ILE:N	20	1.75
(1,37)	1:A:104:ARG:CG	2:B:75:ILE:O	20	1.75
(1,37)	1:A:104:ARG:CG	2:B:77:ALA:C	20	1.75
(1,37)	1:A:104:ARG:CG	2:B:77:ALA:CA	20	1.75
(1,37)	1:A:104:ARG:CG	2:B:77:ALA:CB	20	1.75
(1,37)	1:A:104:ARG:CG	2:B:77:ALA:H	20	1.75
(1,37)	1:A:104:ARG:CG	2:B:77:ALA:HA	20	1.75
(1,37)	1:A:104:ARG:CG	2:B:77:ALA:HB1	20	1.75
(1,37)	1:A:104:ARG:CG	2:B:77:ALA:HB2	20	1.75
(1,37)	1:A:104:ARG:CG	2:B:77:ALA:HB3	20	1.75
(1,37)	1:A:104:ARG:CG	2:B:77:ALA:N	20	1.75
(1,37)	1:A:104:ARG:CG	2:B:77:ALA:O	20	1.75
(1,37)	1:A:104:ARG:CG	2:B:78:GLY:C	20	1.75
(1,37)	1:A:104:ARG:CG	2:B:78:GLY:CA	20	1.75
(1,37)	1:A:104:ARG:CG	2:B:78:GLY:H	20	1.75
(1,37)	1:A:104:ARG:CG	2:B:78:GLY:HA2	20	1.75
(1,37)	1:A:104:ARG:CG	2:B:78:GLY:HA3	20	1.75
(1,37)	1:A:104:ARG:CG	2:B:78:GLY:N	20	1.75
(1,37)	1:A:104:ARG:CG	2:B:78:GLY:O	20	1.75
(1,37)	1:A:104:ARG:CG	2:B:79:LYS:C	20	1.75
(1,37)	1:A:104:ARG:CG	2:B:79:LYS:CA	20	1.75
(1,37)	1:A:104:ARG:CG	2:B:79:LYS:CB	20	1.75
(1,37)	1:A:104:ARG:CG	2:B:79:LYS:CD	20	1.75
(1,37)	1:A:104:ARG:CG	2:B:79:LYS:CE	20	1.75
(1,37)	1:A:104:ARG:CG	2:B:79:LYS:CG	20	1.75
(1,37)	1:A:104:ARG:CG	2:B:79:LYS:H	20	1.75
(1,37)	1:A:104:ARG:CG	2:B:79:LYS:HA	20	1.75
(1,37)	1:A:104:ARG:CG	2:B:79:LYS:HB2	20	1.75
(1,37)	1:A:104:ARG:CG	2:B:79:LYS:HB3	20	1.75
(1,37)	1:A:104:ARG:CG	2:B:79:LYS:HD2	20	1.75
(1,37)	1:A:104:ARG:CG	2:B:79:LYS:HD3	20	1.75

*Continued on next page...*



*Continued from previous page...*

Key	Atom-1	Atom-2	Model ID	Violation (Å)
(1,37)	1:A:104:ARG:CG	2:B:79:LYS:HE2	20	1.75
(1,37)	1:A:104:ARG:CG	2:B:79:LYS:HE3	20	1.75
(1,37)	1:A:104:ARG:CG	2:B:79:LYS:HG2	20	1.75
(1,37)	1:A:104:ARG:CG	2:B:79:LYS:HG3	20	1.75
(1,37)	1:A:104:ARG:CG	2:B:79:LYS:HZ1	20	1.75
(1,37)	1:A:104:ARG:CG	2:B:79:LYS:HZ2	20	1.75
(1,37)	1:A:104:ARG:CG	2:B:79:LYS:HZ3	20	1.75
(1,37)	1:A:104:ARG:CG	2:B:79:LYS:N	20	1.75
(1,37)	1:A:104:ARG:CG	2:B:79:LYS:NZ	20	1.75
(1,37)	1:A:104:ARG:CG	2:B:79:LYS:O	20	1.75
(1,37)	1:A:104:ARG:CG	2:B:80:ILE:C	20	1.75
(1,37)	1:A:104:ARG:CG	2:B:80:ILE:CA	20	1.75
(1,37)	1:A:104:ARG:CG	2:B:80:ILE:CB	20	1.75
(1,37)	1:A:104:ARG:CG	2:B:80:ILE:CD1	20	1.75
(1,37)	1:A:104:ARG:CG	2:B:80:ILE:CG1	20	1.75
(1,37)	1:A:104:ARG:CG	2:B:80:ILE:CG2	20	1.75
(1,37)	1:A:104:ARG:CG	2:B:80:ILE:H	20	1.75
(1,37)	1:A:104:ARG:CG	2:B:80:ILE:HA	20	1.75
(1,37)	1:A:104:ARG:CG	2:B:80:ILE:HB	20	1.75
(1,37)	1:A:104:ARG:CG	2:B:80:ILE:HD11	20	1.75
(1,37)	1:A:104:ARG:CG	2:B:80:ILE:HD12	20	1.75
(1,37)	1:A:104:ARG:CG	2:B:80:ILE:HD13	20	1.75
(1,37)	1:A:104:ARG:CG	2:B:80:ILE:HG12	20	1.75
(1,37)	1:A:104:ARG:CG	2:B:80:ILE:HG13	20	1.75
(1,37)	1:A:104:ARG:CG	2:B:80:ILE:HG21	20	1.75
(1,37)	1:A:104:ARG:CG	2:B:80:ILE:HG22	20	1.75
(1,37)	1:A:104:ARG:CG	2:B:80:ILE:HG23	20	1.75
(1,37)	1:A:104:ARG:CG	2:B:80:ILE:N	20	1.75
(1,37)	1:A:104:ARG:CG	2:B:80:ILE:O	20	1.75
(1,37)	1:A:104:ARG:CG	2:B:84:GLN:C	20	1.75
(1,37)	1:A:104:ARG:CG	2:B:84:GLN:CA	20	1.75
(1,37)	1:A:104:ARG:CG	2:B:84:GLN:CB	20	1.75
(1,37)	1:A:104:ARG:CG	2:B:84:GLN:CD	20	1.75
(1,37)	1:A:104:ARG:CG	2:B:84:GLN:CG	20	1.75
(1,37)	1:A:104:ARG:CG	2:B:84:GLN:H	20	1.75
(1,37)	1:A:104:ARG:CG	2:B:84:GLN:HA	20	1.75
(1,37)	1:A:104:ARG:CG	2:B:84:GLN:HB2	20	1.75
(1,37)	1:A:104:ARG:CG	2:B:84:GLN:HB3	20	1.75
(1,37)	1:A:104:ARG:CG	2:B:84:GLN:HE21	20	1.75
(1,37)	1:A:104:ARG:CG	2:B:84:GLN:HE22	20	1.75
(1,37)	1:A:104:ARG:CG	2:B:84:GLN:HG2	20	1.75
(1,37)	1:A:104:ARG:CG	2:B:84:GLN:HG3	20	1.75

*Continued on next page...*

*Continued from previous page...*

Key	Atom-1	Atom-2	Model ID	Violation (Å)
(1,37)	1:A:104:ARG:CG	2:B:84:GLN:N	20	1.75
(1,37)	1:A:104:ARG:CG	2:B:84:GLN:NE2	20	1.75
(1,37)	1:A:104:ARG:CG	2:B:84:GLN:O	20	1.75
(1,37)	1:A:104:ARG:CG	2:B:84:GLN:OE1	20	1.75
(1,37)	1:A:104:ARG:CG	2:B:97:THR:C	20	1.75
(1,37)	1:A:104:ARG:CG	2:B:97:THR:CA	20	1.75
(1,37)	1:A:104:ARG:CG	2:B:97:THR:CB	20	1.75
(1,37)	1:A:104:ARG:CG	2:B:97:THR:CG2	20	1.75
(1,37)	1:A:104:ARG:CG	2:B:97:THR:H	20	1.75
(1,37)	1:A:104:ARG:CG	2:B:97:THR:HA	20	1.75
(1,37)	1:A:104:ARG:CG	2:B:97:THR:HB	20	1.75
(1,37)	1:A:104:ARG:CG	2:B:97:THR:HG1	20	1.75
(1,37)	1:A:104:ARG:CG	2:B:97:THR:HG21	20	1.75
(1,37)	1:A:104:ARG:CG	2:B:97:THR:HG22	20	1.75
(1,37)	1:A:104:ARG:CG	2:B:97:THR:HG23	20	1.75
(1,37)	1:A:104:ARG:CG	2:B:97:THR:N	20	1.75
(1,37)	1:A:104:ARG:CG	2:B:97:THR:O	20	1.75
(1,37)	1:A:104:ARG:CG	2:B:97:THR:OG1	20	1.75
(1,37)	1:A:104:ARG:CG	2:B:99:HIS:C	20	1.75
(1,37)	1:A:104:ARG:CG	2:B:99:HIS:CA	20	1.75
(1,37)	1:A:104:ARG:CG	2:B:99:HIS:CB	20	1.75
(1,37)	1:A:104:ARG:CG	2:B:99:HIS:CD2	20	1.75
(1,37)	1:A:104:ARG:CG	2:B:99:HIS:CE1	20	1.75
(1,37)	1:A:104:ARG:CG	2:B:99:HIS:CG	20	1.75
(1,37)	1:A:104:ARG:CG	2:B:99:HIS:H	20	1.75
(1,37)	1:A:104:ARG:CG	2:B:99:HIS:HA	20	1.75
(1,37)	1:A:104:ARG:CG	2:B:99:HIS:HB2	20	1.75
(1,37)	1:A:104:ARG:CG	2:B:99:HIS:HB3	20	1.75
(1,37)	1:A:104:ARG:CG	2:B:99:HIS:HD1	20	1.75
(1,37)	1:A:104:ARG:CG	2:B:99:HIS:HD2	20	1.75
(1,37)	1:A:104:ARG:CG	2:B:99:HIS:HE1	20	1.75
(1,37)	1:A:104:ARG:CG	2:B:99:HIS:HE2	20	1.75
(1,37)	1:A:104:ARG:CG	2:B:99:HIS:N	20	1.75
(1,37)	1:A:104:ARG:CG	2:B:99:HIS:ND1	20	1.75
(1,37)	1:A:104:ARG:CG	2:B:99:HIS:NE2	20	1.75
(1,37)	1:A:104:ARG:CG	2:B:99:HIS:O	20	1.75
(1,37)	1:A:104:ARG:CG	2:B:101:VAL:C	20	1.75
(1,37)	1:A:104:ARG:CG	2:B:101:VAL:CA	20	1.75
(1,37)	1:A:104:ARG:CG	2:B:101:VAL:CB	20	1.75
(1,37)	1:A:104:ARG:CG	2:B:101:VAL:CG1	20	1.75
(1,37)	1:A:104:ARG:CG	2:B:101:VAL:CG2	20	1.75
(1,37)	1:A:104:ARG:CG	2:B:101:VAL:H	20	1.75

*Continued on next page...*

*Continued from previous page...*

Key	Atom-1	Atom-2	Model ID	Violation (Å)
(1,37)	1:A:104:ARG:CG	2:B:101:VAL:HA	20	1.75
(1,37)	1:A:104:ARG:CG	2:B:101:VAL:HB	20	1.75
(1,37)	1:A:104:ARG:CG	2:B:101:VAL:HG11	20	1.75
(1,37)	1:A:104:ARG:CG	2:B:101:VAL:HG12	20	1.75
(1,37)	1:A:104:ARG:CG	2:B:101:VAL:HG13	20	1.75
(1,37)	1:A:104:ARG:CG	2:B:101:VAL:HG21	20	1.75
(1,37)	1:A:104:ARG:CG	2:B:101:VAL:HG22	20	1.75
(1,37)	1:A:104:ARG:CG	2:B:101:VAL:HG23	20	1.75
(1,37)	1:A:104:ARG:CG	2:B:101:VAL:N	20	1.75
(1,37)	1:A:104:ARG:CG	2:B:101:VAL:O	20	1.75
(1,37)	1:A:104:ARG:CZ	2:B:75:ILE:C	20	1.75
(1,37)	1:A:104:ARG:CZ	2:B:75:ILE:CA	20	1.75
(1,37)	1:A:104:ARG:CZ	2:B:75:ILE:CB	20	1.75
(1,37)	1:A:104:ARG:CZ	2:B:75:ILE:CD1	20	1.75
(1,37)	1:A:104:ARG:CZ	2:B:75:ILE:CG1	20	1.75
(1,37)	1:A:104:ARG:CZ	2:B:75:ILE:CG2	20	1.75
(1,37)	1:A:104:ARG:CZ	2:B:75:ILE:H	20	1.75
(1,37)	1:A:104:ARG:CZ	2:B:75:ILE:HA	20	1.75
(1,37)	1:A:104:ARG:CZ	2:B:75:ILE:HB	20	1.75
(1,37)	1:A:104:ARG:CZ	2:B:75:ILE:HD11	20	1.75
(1,37)	1:A:104:ARG:CZ	2:B:75:ILE:HD12	20	1.75
(1,37)	1:A:104:ARG:CZ	2:B:75:ILE:HD13	20	1.75
(1,37)	1:A:104:ARG:CZ	2:B:75:ILE:HG12	20	1.75
(1,37)	1:A:104:ARG:CZ	2:B:75:ILE:HG13	20	1.75
(1,37)	1:A:104:ARG:CZ	2:B:75:ILE:HG21	20	1.75
(1,37)	1:A:104:ARG:CZ	2:B:75:ILE:HG22	20	1.75
(1,37)	1:A:104:ARG:CZ	2:B:75:ILE:HG23	20	1.75
(1,37)	1:A:104:ARG:CZ	2:B:75:ILE:N	20	1.75
(1,37)	1:A:104:ARG:CZ	2:B:75:ILE:O	20	1.75
(1,37)	1:A:104:ARG:CZ	2:B:77:ALA:C	20	1.75
(1,37)	1:A:104:ARG:CZ	2:B:77:ALA:CA	20	1.75
(1,37)	1:A:104:ARG:CZ	2:B:77:ALA:CB	20	1.75
(1,37)	1:A:104:ARG:CZ	2:B:77:ALA:H	20	1.75
(1,37)	1:A:104:ARG:CZ	2:B:77:ALA:HA	20	1.75
(1,37)	1:A:104:ARG:CZ	2:B:77:ALA:HB1	20	1.75
(1,37)	1:A:104:ARG:CZ	2:B:77:ALA:HB2	20	1.75
(1,37)	1:A:104:ARG:CZ	2:B:77:ALA:HB3	20	1.75
(1,37)	1:A:104:ARG:CZ	2:B:77:ALA:N	20	1.75
(1,37)	1:A:104:ARG:CZ	2:B:77:ALA:O	20	1.75
(1,37)	1:A:104:ARG:CZ	2:B:78:GLY:C	20	1.75
(1,37)	1:A:104:ARG:CZ	2:B:78:GLY:CA	20	1.75
(1,37)	1:A:104:ARG:CZ	2:B:78:GLY:H	20	1.75

*Continued on next page...*

*Continued from previous page...*

Key	Atom-1	Atom-2	Model ID	Violation (Å)
(1,37)	1:A:104:ARG:CZ	2:B:78:GLY:HA2	20	1.75
(1,37)	1:A:104:ARG:CZ	2:B:78:GLY:HA3	20	1.75
(1,37)	1:A:104:ARG:CZ	2:B:78:GLY:N	20	1.75
(1,37)	1:A:104:ARG:CZ	2:B:78:GLY:O	20	1.75
(1,37)	1:A:104:ARG:CZ	2:B:79:LYS:C	20	1.75
(1,37)	1:A:104:ARG:CZ	2:B:79:LYS:CA	20	1.75
(1,37)	1:A:104:ARG:CZ	2:B:79:LYS:CB	20	1.75
(1,37)	1:A:104:ARG:CZ	2:B:79:LYS:CD	20	1.75
(1,37)	1:A:104:ARG:CZ	2:B:79:LYS:CE	20	1.75
(1,37)	1:A:104:ARG:CZ	2:B:79:LYS:CG	20	1.75
(1,37)	1:A:104:ARG:CZ	2:B:79:LYS:H	20	1.75
(1,37)	1:A:104:ARG:CZ	2:B:79:LYS:HA	20	1.75
(1,37)	1:A:104:ARG:CZ	2:B:79:LYS:HB2	20	1.75
(1,37)	1:A:104:ARG:CZ	2:B:79:LYS:HB3	20	1.75
(1,37)	1:A:104:ARG:CZ	2:B:79:LYS:HD2	20	1.75
(1,37)	1:A:104:ARG:CZ	2:B:79:LYS:HD3	20	1.75
(1,37)	1:A:104:ARG:CZ	2:B:79:LYS:HE2	20	1.75
(1,37)	1:A:104:ARG:CZ	2:B:79:LYS:HE3	20	1.75
(1,37)	1:A:104:ARG:CZ	2:B:79:LYS:HG2	20	1.75
(1,37)	1:A:104:ARG:CZ	2:B:79:LYS:HG3	20	1.75
(1,37)	1:A:104:ARG:CZ	2:B:79:LYS:HZ1	20	1.75
(1,37)	1:A:104:ARG:CZ	2:B:79:LYS:HZ2	20	1.75
(1,37)	1:A:104:ARG:CZ	2:B:79:LYS:HZ3	20	1.75
(1,37)	1:A:104:ARG:CZ	2:B:79:LYS:N	20	1.75
(1,37)	1:A:104:ARG:CZ	2:B:79:LYS:NZ	20	1.75
(1,37)	1:A:104:ARG:CZ	2:B:79:LYS:O	20	1.75
(1,37)	1:A:104:ARG:CZ	2:B:80:ILE:C	20	1.75
(1,37)	1:A:104:ARG:CZ	2:B:80:ILE:CA	20	1.75
(1,37)	1:A:104:ARG:CZ	2:B:80:ILE:CB	20	1.75
(1,37)	1:A:104:ARG:CZ	2:B:80:ILE:CD1	20	1.75
(1,37)	1:A:104:ARG:CZ	2:B:80:ILE:CG1	20	1.75
(1,37)	1:A:104:ARG:CZ	2:B:80:ILE:CG2	20	1.75
(1,37)	1:A:104:ARG:CZ	2:B:80:ILE:H	20	1.75
(1,37)	1:A:104:ARG:CZ	2:B:80:ILE:HA	20	1.75
(1,37)	1:A:104:ARG:CZ	2:B:80:ILE:HB	20	1.75
(1,37)	1:A:104:ARG:CZ	2:B:80:ILE:HD11	20	1.75
(1,37)	1:A:104:ARG:CZ	2:B:80:ILE:HD12	20	1.75
(1,37)	1:A:104:ARG:CZ	2:B:80:ILE:HD13	20	1.75
(1,37)	1:A:104:ARG:CZ	2:B:80:ILE:HG12	20	1.75
(1,37)	1:A:104:ARG:CZ	2:B:80:ILE:HG13	20	1.75
(1,37)	1:A:104:ARG:CZ	2:B:80:ILE:HG21	20	1.75
(1,37)	1:A:104:ARG:CZ	2:B:80:ILE:HG22	20	1.75

*Continued on next page...*

*Continued from previous page...*

Key	Atom-1	Atom-2	Model ID	Violation (Å)
(1,37)	1:A:104:ARG:CZ	2:B:80:ILE:HG23	20	1.75
(1,37)	1:A:104:ARG:CZ	2:B:80:ILE:N	20	1.75
(1,37)	1:A:104:ARG:CZ	2:B:80:ILE:O	20	1.75
(1,37)	1:A:104:ARG:CZ	2:B:84:GLN:C	20	1.75
(1,37)	1:A:104:ARG:CZ	2:B:84:GLN:CA	20	1.75
(1,37)	1:A:104:ARG:CZ	2:B:84:GLN:CB	20	1.75
(1,37)	1:A:104:ARG:CZ	2:B:84:GLN:CD	20	1.75
(1,37)	1:A:104:ARG:CZ	2:B:84:GLN:CG	20	1.75
(1,37)	1:A:104:ARG:CZ	2:B:84:GLN:H	20	1.75
(1,37)	1:A:104:ARG:CZ	2:B:84:GLN:HA	20	1.75
(1,37)	1:A:104:ARG:CZ	2:B:84:GLN:HB2	20	1.75
(1,37)	1:A:104:ARG:CZ	2:B:84:GLN:HB3	20	1.75
(1,37)	1:A:104:ARG:CZ	2:B:84:GLN:HE21	20	1.75
(1,37)	1:A:104:ARG:CZ	2:B:84:GLN:HE22	20	1.75
(1,37)	1:A:104:ARG:CZ	2:B:84:GLN:HG2	20	1.75
(1,37)	1:A:104:ARG:CZ	2:B:84:GLN:HG3	20	1.75
(1,37)	1:A:104:ARG:CZ	2:B:84:GLN:N	20	1.75
(1,37)	1:A:104:ARG:CZ	2:B:84:GLN:NE2	20	1.75
(1,37)	1:A:104:ARG:CZ	2:B:84:GLN:O	20	1.75
(1,37)	1:A:104:ARG:CZ	2:B:84:GLN:OE1	20	1.75
(1,37)	1:A:104:ARG:CZ	2:B:97:THR:C	20	1.75
(1,37)	1:A:104:ARG:CZ	2:B:97:THR:CA	20	1.75
(1,37)	1:A:104:ARG:CZ	2:B:97:THR:CB	20	1.75
(1,37)	1:A:104:ARG:CZ	2:B:97:THR:CG2	20	1.75
(1,37)	1:A:104:ARG:CZ	2:B:97:THR:H	20	1.75
(1,37)	1:A:104:ARG:CZ	2:B:97:THR:HA	20	1.75
(1,37)	1:A:104:ARG:CZ	2:B:97:THR:HB	20	1.75
(1,37)	1:A:104:ARG:CZ	2:B:97:THR:HG1	20	1.75
(1,37)	1:A:104:ARG:CZ	2:B:97:THR:HG21	20	1.75
(1,37)	1:A:104:ARG:CZ	2:B:97:THR:HG22	20	1.75
(1,37)	1:A:104:ARG:CZ	2:B:97:THR:HG23	20	1.75
(1,37)	1:A:104:ARG:CZ	2:B:97:THR:N	20	1.75
(1,37)	1:A:104:ARG:CZ	2:B:97:THR:O	20	1.75
(1,37)	1:A:104:ARG:CZ	2:B:97:THR:OG1	20	1.75
(1,37)	1:A:104:ARG:CZ	2:B:99:HIS:C	20	1.75
(1,37)	1:A:104:ARG:CZ	2:B:99:HIS:CA	20	1.75
(1,37)	1:A:104:ARG:CZ	2:B:99:HIS:CB	20	1.75
(1,37)	1:A:104:ARG:CZ	2:B:99:HIS:CD2	20	1.75
(1,37)	1:A:104:ARG:CZ	2:B:99:HIS:CE1	20	1.75
(1,37)	1:A:104:ARG:CZ	2:B:99:HIS:CG	20	1.75
(1,37)	1:A:104:ARG:CZ	2:B:99:HIS:H	20	1.75
(1,37)	1:A:104:ARG:CZ	2:B:99:HIS:HA	20	1.75

*Continued on next page...*

*Continued from previous page...*

Key	Atom-1	Atom-2	Model ID	Violation (Å)
(1,37)	1:A:104:ARG:CZ	2:B:99:HIS:HB2	20	1.75
(1,37)	1:A:104:ARG:CZ	2:B:99:HIS:HB3	20	1.75
(1,37)	1:A:104:ARG:CZ	2:B:99:HIS:HD1	20	1.75
(1,37)	1:A:104:ARG:CZ	2:B:99:HIS:HD2	20	1.75
(1,37)	1:A:104:ARG:CZ	2:B:99:HIS:HE1	20	1.75
(1,37)	1:A:104:ARG:CZ	2:B:99:HIS:HE2	20	1.75
(1,37)	1:A:104:ARG:CZ	2:B:99:HIS:N	20	1.75
(1,37)	1:A:104:ARG:CZ	2:B:99:HIS:ND1	20	1.75
(1,37)	1:A:104:ARG:CZ	2:B:99:HIS:NE2	20	1.75
(1,37)	1:A:104:ARG:CZ	2:B:99:HIS:O	20	1.75
(1,37)	1:A:104:ARG:CZ	2:B:101:VAL:C	20	1.75
(1,37)	1:A:104:ARG:CZ	2:B:101:VAL:CA	20	1.75
(1,37)	1:A:104:ARG:CZ	2:B:101:VAL:CB	20	1.75
(1,37)	1:A:104:ARG:CZ	2:B:101:VAL:CG1	20	1.75
(1,37)	1:A:104:ARG:CZ	2:B:101:VAL:CG2	20	1.75
(1,37)	1:A:104:ARG:CZ	2:B:101:VAL:H	20	1.75
(1,37)	1:A:104:ARG:CZ	2:B:101:VAL:HA	20	1.75
(1,37)	1:A:104:ARG:CZ	2:B:101:VAL:HB	20	1.75
(1,37)	1:A:104:ARG:CZ	2:B:101:VAL:HG11	20	1.75
(1,37)	1:A:104:ARG:CZ	2:B:101:VAL:HG12	20	1.75
(1,37)	1:A:104:ARG:CZ	2:B:101:VAL:HG13	20	1.75
(1,37)	1:A:104:ARG:CZ	2:B:101:VAL:HG21	20	1.75
(1,37)	1:A:104:ARG:CZ	2:B:101:VAL:HG22	20	1.75
(1,37)	1:A:104:ARG:CZ	2:B:101:VAL:HG23	20	1.75
(1,37)	1:A:104:ARG:CZ	2:B:101:VAL:N	20	1.75
(1,37)	1:A:104:ARG:CZ	2:B:101:VAL:O	20	1.75
(1,37)	1:A:104:ARG:H	2:B:75:ILE:C	20	1.75
(1,37)	1:A:104:ARG:H	2:B:75:ILE:CA	20	1.75
(1,37)	1:A:104:ARG:H	2:B:75:ILE:CB	20	1.75
(1,37)	1:A:104:ARG:H	2:B:75:ILE:CD1	20	1.75
(1,37)	1:A:104:ARG:H	2:B:75:ILE:CG1	20	1.75
(1,37)	1:A:104:ARG:H	2:B:75:ILE:CG2	20	1.75
(1,37)	1:A:104:ARG:H	2:B:75:ILE:H	20	1.75
(1,37)	1:A:104:ARG:H	2:B:75:ILE:HA	20	1.75
(1,37)	1:A:104:ARG:H	2:B:75:ILE:HB	20	1.75
(1,37)	1:A:104:ARG:H	2:B:75:ILE:HD11	20	1.75
(1,37)	1:A:104:ARG:H	2:B:75:ILE:HD12	20	1.75
(1,37)	1:A:104:ARG:H	2:B:75:ILE:HD13	20	1.75
(1,37)	1:A:104:ARG:H	2:B:75:ILE:HG12	20	1.75
(1,37)	1:A:104:ARG:H	2:B:75:ILE:HG13	20	1.75
(1,37)	1:A:104:ARG:H	2:B:75:ILE:HG21	20	1.75
(1,37)	1:A:104:ARG:H	2:B:75:ILE:HG22	20	1.75

*Continued on next page...*

*Continued from previous page...*

Key	Atom-1	Atom-2	Model ID	Violation (Å)
(1,37)	1:A:104:ARG:H	2:B:75:ILE:HG23	20	1.75
(1,37)	1:A:104:ARG:H	2:B:75:ILE:N	20	1.75
(1,37)	1:A:104:ARG:H	2:B:75:ILE:O	20	1.75
(1,37)	1:A:104:ARG:H	2:B:77:ALA:C	20	1.75
(1,37)	1:A:104:ARG:H	2:B:77:ALA:CA	20	1.75
(1,37)	1:A:104:ARG:H	2:B:77:ALA:CB	20	1.75
(1,37)	1:A:104:ARG:H	2:B:77:ALA:H	20	1.75
(1,37)	1:A:104:ARG:H	2:B:77:ALA:HA	20	1.75
(1,37)	1:A:104:ARG:H	2:B:77:ALA:HB1	20	1.75
(1,37)	1:A:104:ARG:H	2:B:77:ALA:HB2	20	1.75
(1,37)	1:A:104:ARG:H	2:B:77:ALA:HB3	20	1.75
(1,37)	1:A:104:ARG:H	2:B:77:ALA:N	20	1.75
(1,37)	1:A:104:ARG:H	2:B:77:ALA:O	20	1.75
(1,37)	1:A:104:ARG:H	2:B:78:GLY:C	20	1.75
(1,37)	1:A:104:ARG:H	2:B:78:GLY:CA	20	1.75
(1,37)	1:A:104:ARG:H	2:B:78:GLY:H	20	1.75
(1,37)	1:A:104:ARG:H	2:B:78:GLY:HA2	20	1.75
(1,37)	1:A:104:ARG:H	2:B:78:GLY:HA3	20	1.75
(1,37)	1:A:104:ARG:H	2:B:78:GLY:N	20	1.75
(1,37)	1:A:104:ARG:H	2:B:78:GLY:O	20	1.75
(1,37)	1:A:104:ARG:H	2:B:79:LYS:C	20	1.75
(1,37)	1:A:104:ARG:H	2:B:79:LYS:CA	20	1.75
(1,37)	1:A:104:ARG:H	2:B:79:LYS:CB	20	1.75
(1,37)	1:A:104:ARG:H	2:B:79:LYS:CD	20	1.75
(1,37)	1:A:104:ARG:H	2:B:79:LYS:CE	20	1.75
(1,37)	1:A:104:ARG:H	2:B:79:LYS:CG	20	1.75
(1,37)	1:A:104:ARG:H	2:B:79:LYS:H	20	1.75
(1,37)	1:A:104:ARG:H	2:B:79:LYS:HA	20	1.75
(1,37)	1:A:104:ARG:H	2:B:79:LYS:HB2	20	1.75
(1,37)	1:A:104:ARG:H	2:B:79:LYS:HB3	20	1.75
(1,37)	1:A:104:ARG:H	2:B:79:LYS:HD2	20	1.75
(1,37)	1:A:104:ARG:H	2:B:79:LYS:HD3	20	1.75
(1,37)	1:A:104:ARG:H	2:B:79:LYS:HE2	20	1.75
(1,37)	1:A:104:ARG:H	2:B:79:LYS:HE3	20	1.75
(1,37)	1:A:104:ARG:H	2:B:79:LYS:HG2	20	1.75
(1,37)	1:A:104:ARG:H	2:B:79:LYS:HG3	20	1.75
(1,37)	1:A:104:ARG:H	2:B:79:LYS:HZ1	20	1.75
(1,37)	1:A:104:ARG:H	2:B:79:LYS:HZ2	20	1.75
(1,37)	1:A:104:ARG:H	2:B:79:LYS:HZ3	20	1.75
(1,37)	1:A:104:ARG:H	2:B:79:LYS:N	20	1.75
(1,37)	1:A:104:ARG:H	2:B:79:LYS:NZ	20	1.75
(1,37)	1:A:104:ARG:H	2:B:79:LYS:O	20	1.75

*Continued on next page...*

*Continued from previous page...*

Key	Atom-1	Atom-2	Model ID	Violation (Å)
(1,37)	1:A:104:ARG:H	2:B:80:ILE:C	20	1.75
(1,37)	1:A:104:ARG:H	2:B:80:ILE:CA	20	1.75
(1,37)	1:A:104:ARG:H	2:B:80:ILE:CB	20	1.75
(1,37)	1:A:104:ARG:H	2:B:80:ILE:CD1	20	1.75
(1,37)	1:A:104:ARG:H	2:B:80:ILE:CG1	20	1.75
(1,37)	1:A:104:ARG:H	2:B:80:ILE:CG2	20	1.75
(1,37)	1:A:104:ARG:H	2:B:80:ILE:H	20	1.75
(1,37)	1:A:104:ARG:H	2:B:80:ILE:HA	20	1.75
(1,37)	1:A:104:ARG:H	2:B:80:ILE:HB	20	1.75
(1,37)	1:A:104:ARG:H	2:B:80:ILE:HD11	20	1.75
(1,37)	1:A:104:ARG:H	2:B:80:ILE:HD12	20	1.75
(1,37)	1:A:104:ARG:H	2:B:80:ILE:HD13	20	1.75
(1,37)	1:A:104:ARG:H	2:B:80:ILE:HG12	20	1.75
(1,37)	1:A:104:ARG:H	2:B:80:ILE:HG13	20	1.75
(1,37)	1:A:104:ARG:H	2:B:80:ILE:HG21	20	1.75
(1,37)	1:A:104:ARG:H	2:B:80:ILE:HG22	20	1.75
(1,37)	1:A:104:ARG:H	2:B:80:ILE:HG23	20	1.75
(1,37)	1:A:104:ARG:H	2:B:80:ILE:N	20	1.75
(1,37)	1:A:104:ARG:H	2:B:80:ILE:O	20	1.75
(1,37)	1:A:104:ARG:H	2:B:84:GLN:C	20	1.75
(1,37)	1:A:104:ARG:H	2:B:84:GLN:CA	20	1.75
(1,37)	1:A:104:ARG:H	2:B:84:GLN:CB	20	1.75
(1,37)	1:A:104:ARG:H	2:B:84:GLN:CD	20	1.75
(1,37)	1:A:104:ARG:H	2:B:84:GLN:CG	20	1.75
(1,37)	1:A:104:ARG:H	2:B:84:GLN:H	20	1.75
(1,37)	1:A:104:ARG:H	2:B:84:GLN:HA	20	1.75
(1,37)	1:A:104:ARG:H	2:B:84:GLN:HB2	20	1.75
(1,37)	1:A:104:ARG:H	2:B:84:GLN:HB3	20	1.75
(1,37)	1:A:104:ARG:H	2:B:84:GLN:HE21	20	1.75
(1,37)	1:A:104:ARG:H	2:B:84:GLN:HE22	20	1.75
(1,37)	1:A:104:ARG:H	2:B:84:GLN:HG2	20	1.75
(1,37)	1:A:104:ARG:H	2:B:84:GLN:HG3	20	1.75
(1,37)	1:A:104:ARG:H	2:B:84:GLN:N	20	1.75
(1,37)	1:A:104:ARG:H	2:B:84:GLN:NE2	20	1.75
(1,37)	1:A:104:ARG:H	2:B:84:GLN:O	20	1.75
(1,37)	1:A:104:ARG:H	2:B:84:GLN:OE1	20	1.75
(1,37)	1:A:104:ARG:H	2:B:97:THR:C	20	1.75
(1,37)	1:A:104:ARG:H	2:B:97:THR:CA	20	1.75
(1,37)	1:A:104:ARG:H	2:B:97:THR:CB	20	1.75
(1,37)	1:A:104:ARG:H	2:B:97:THR:CG2	20	1.75
(1,37)	1:A:104:ARG:H	2:B:97:THR:H	20	1.75
(1,37)	1:A:104:ARG:H	2:B:97:THR:HA	20	1.75

*Continued on next page...*



*Continued from previous page...*

Key	Atom-1	Atom-2	Model ID	Violation (Å)
(1,37)	1:A:104:ARG:H	2:B:97:THR:HB	20	1.75
(1,37)	1:A:104:ARG:H	2:B:97:THR:HG1	20	1.75
(1,37)	1:A:104:ARG:H	2:B:97:THR:HG21	20	1.75
(1,37)	1:A:104:ARG:H	2:B:97:THR:HG22	20	1.75
(1,37)	1:A:104:ARG:H	2:B:97:THR:HG23	20	1.75
(1,37)	1:A:104:ARG:H	2:B:97:THR:N	20	1.75
(1,37)	1:A:104:ARG:H	2:B:97:THR:O	20	1.75
(1,37)	1:A:104:ARG:H	2:B:97:THR:OG1	20	1.75
(1,37)	1:A:104:ARG:H	2:B:99:HIS:C	20	1.75
(1,37)	1:A:104:ARG:H	2:B:99:HIS:CA	20	1.75
(1,37)	1:A:104:ARG:H	2:B:99:HIS:CB	20	1.75
(1,37)	1:A:104:ARG:H	2:B:99:HIS:CD2	20	1.75
(1,37)	1:A:104:ARG:H	2:B:99:HIS:CE1	20	1.75
(1,37)	1:A:104:ARG:H	2:B:99:HIS:CG	20	1.75
(1,37)	1:A:104:ARG:H	2:B:99:HIS:H	20	1.75
(1,37)	1:A:104:ARG:H	2:B:99:HIS:HA	20	1.75
(1,37)	1:A:104:ARG:H	2:B:99:HIS:HB2	20	1.75
(1,37)	1:A:104:ARG:H	2:B:99:HIS:HB3	20	1.75
(1,37)	1:A:104:ARG:H	2:B:99:HIS:HD1	20	1.75
(1,37)	1:A:104:ARG:H	2:B:99:HIS:HD2	20	1.75
(1,37)	1:A:104:ARG:H	2:B:99:HIS:HE1	20	1.75
(1,37)	1:A:104:ARG:H	2:B:99:HIS:HE2	20	1.75
(1,37)	1:A:104:ARG:H	2:B:99:HIS:N	20	1.75
(1,37)	1:A:104:ARG:H	2:B:99:HIS:ND1	20	1.75
(1,37)	1:A:104:ARG:H	2:B:99:HIS:NE2	20	1.75
(1,37)	1:A:104:ARG:H	2:B:99:HIS:O	20	1.75
(1,37)	1:A:104:ARG:H	2:B:101:VAL:C	20	1.75
(1,37)	1:A:104:ARG:H	2:B:101:VAL:CA	20	1.75
(1,37)	1:A:104:ARG:H	2:B:101:VAL:CB	20	1.75
(1,37)	1:A:104:ARG:H	2:B:101:VAL:CG1	20	1.75
(1,37)	1:A:104:ARG:H	2:B:101:VAL:CG2	20	1.75
(1,37)	1:A:104:ARG:H	2:B:101:VAL:H	20	1.75
(1,37)	1:A:104:ARG:H	2:B:101:VAL:HA	20	1.75
(1,37)	1:A:104:ARG:H	2:B:101:VAL:HB	20	1.75
(1,37)	1:A:104:ARG:H	2:B:101:VAL:HG11	20	1.75
(1,37)	1:A:104:ARG:H	2:B:101:VAL:HG12	20	1.75
(1,37)	1:A:104:ARG:H	2:B:101:VAL:HG13	20	1.75
(1,37)	1:A:104:ARG:H	2:B:101:VAL:HG21	20	1.75
(1,37)	1:A:104:ARG:H	2:B:101:VAL:HG22	20	1.75
(1,37)	1:A:104:ARG:H	2:B:101:VAL:HG23	20	1.75
(1,37)	1:A:104:ARG:H	2:B:101:VAL:N	20	1.75
(1,37)	1:A:104:ARG:H	2:B:101:VAL:O	20	1.75

*Continued on next page...*

*Continued from previous page...*

Key	Atom-1	Atom-2	Model ID	Violation (Å)
(1,37)	1:A:104:ARG:HA	2:B:75:ILE:C	20	1.75
(1,37)	1:A:104:ARG:HA	2:B:75:ILE:CA	20	1.75
(1,37)	1:A:104:ARG:HA	2:B:75:ILE:CB	20	1.75
(1,37)	1:A:104:ARG:HA	2:B:75:ILE:CD1	20	1.75
(1,37)	1:A:104:ARG:HA	2:B:75:ILE:CG1	20	1.75
(1,37)	1:A:104:ARG:HA	2:B:75:ILE:CG2	20	1.75
(1,37)	1:A:104:ARG:HA	2:B:75:ILE:H	20	1.75
(1,37)	1:A:104:ARG:HA	2:B:75:ILE:HA	20	1.75
(1,37)	1:A:104:ARG:HA	2:B:75:ILE:HB	20	1.75
(1,37)	1:A:104:ARG:HA	2:B:75:ILE:HD11	20	1.75
(1,37)	1:A:104:ARG:HA	2:B:75:ILE:HD12	20	1.75
(1,37)	1:A:104:ARG:HA	2:B:75:ILE:HD13	20	1.75
(1,37)	1:A:104:ARG:HA	2:B:75:ILE:HG12	20	1.75
(1,37)	1:A:104:ARG:HA	2:B:75:ILE:HG13	20	1.75
(1,37)	1:A:104:ARG:HA	2:B:75:ILE:HG21	20	1.75
(1,37)	1:A:104:ARG:HA	2:B:75:ILE:HG22	20	1.75
(1,37)	1:A:104:ARG:HA	2:B:75:ILE:HG23	20	1.75
(1,37)	1:A:104:ARG:HA	2:B:75:ILE:N	20	1.75
(1,37)	1:A:104:ARG:HA	2:B:75:ILE:O	20	1.75
(1,37)	1:A:104:ARG:HA	2:B:77:ALA:C	20	1.75
(1,37)	1:A:104:ARG:HA	2:B:77:ALA:CA	20	1.75
(1,37)	1:A:104:ARG:HA	2:B:77:ALA:CB	20	1.75
(1,37)	1:A:104:ARG:HA	2:B:77:ALA:H	20	1.75
(1,37)	1:A:104:ARG:HA	2:B:77:ALA:HA	20	1.75
(1,37)	1:A:104:ARG:HA	2:B:77:ALA:HB1	20	1.75
(1,37)	1:A:104:ARG:HA	2:B:77:ALA:HB2	20	1.75
(1,37)	1:A:104:ARG:HA	2:B:77:ALA:HB3	20	1.75
(1,37)	1:A:104:ARG:HA	2:B:77:ALA:N	20	1.75
(1,37)	1:A:104:ARG:HA	2:B:77:ALA:O	20	1.75
(1,37)	1:A:104:ARG:HA	2:B:78:GLY:C	20	1.75
(1,37)	1:A:104:ARG:HA	2:B:78:GLY:CA	20	1.75
(1,37)	1:A:104:ARG:HA	2:B:78:GLY:H	20	1.75
(1,37)	1:A:104:ARG:HA	2:B:78:GLY:HA2	20	1.75
(1,37)	1:A:104:ARG:HA	2:B:78:GLY:HA3	20	1.75
(1,37)	1:A:104:ARG:HA	2:B:78:GLY:N	20	1.75
(1,37)	1:A:104:ARG:HA	2:B:78:GLY:O	20	1.75
(1,37)	1:A:104:ARG:HA	2:B:79:LYS:C	20	1.75
(1,37)	1:A:104:ARG:HA	2:B:79:LYS:CA	20	1.75
(1,37)	1:A:104:ARG:HA	2:B:79:LYS:CB	20	1.75
(1,37)	1:A:104:ARG:HA	2:B:79:LYS:CD	20	1.75
(1,37)	1:A:104:ARG:HA	2:B:79:LYS:CE	20	1.75
(1,37)	1:A:104:ARG:HA	2:B:79:LYS:CG	20	1.75

*Continued on next page...*

*Continued from previous page...*

Key	Atom-1	Atom-2	Model ID	Violation (Å)
(1,37)	1:A:104:ARG:HA	2:B:79:LYS:H	20	1.75
(1,37)	1:A:104:ARG:HA	2:B:79:LYS:HA	20	1.75
(1,37)	1:A:104:ARG:HA	2:B:79:LYS:HB2	20	1.75
(1,37)	1:A:104:ARG:HA	2:B:79:LYS:HB3	20	1.75
(1,37)	1:A:104:ARG:HA	2:B:79:LYS:HD2	20	1.75
(1,37)	1:A:104:ARG:HA	2:B:79:LYS:HD3	20	1.75
(1,37)	1:A:104:ARG:HA	2:B:79:LYS:HE2	20	1.75
(1,37)	1:A:104:ARG:HA	2:B:79:LYS:HE3	20	1.75
(1,37)	1:A:104:ARG:HA	2:B:79:LYS:HG2	20	1.75
(1,37)	1:A:104:ARG:HA	2:B:79:LYS:HG3	20	1.75
(1,37)	1:A:104:ARG:HA	2:B:79:LYS:HZ1	20	1.75
(1,37)	1:A:104:ARG:HA	2:B:79:LYS:HZ2	20	1.75
(1,37)	1:A:104:ARG:HA	2:B:79:LYS:HZ3	20	1.75
(1,37)	1:A:104:ARG:HA	2:B:79:LYS:N	20	1.75
(1,37)	1:A:104:ARG:HA	2:B:79:LYS:NZ	20	1.75
(1,37)	1:A:104:ARG:HA	2:B:79:LYS:O	20	1.75
(1,37)	1:A:104:ARG:HA	2:B:80:ILE:C	20	1.75
(1,37)	1:A:104:ARG:HA	2:B:80:ILE:CA	20	1.75
(1,37)	1:A:104:ARG:HA	2:B:80:ILE:CB	20	1.75
(1,37)	1:A:104:ARG:HA	2:B:80:ILE:CD1	20	1.75
(1,37)	1:A:104:ARG:HA	2:B:80:ILE:CG1	20	1.75
(1,37)	1:A:104:ARG:HA	2:B:80:ILE:CG2	20	1.75
(1,37)	1:A:104:ARG:HA	2:B:80:ILE:H	20	1.75
(1,37)	1:A:104:ARG:HA	2:B:80:ILE:HA	20	1.75
(1,37)	1:A:104:ARG:HA	2:B:80:ILE:HB	20	1.75
(1,37)	1:A:104:ARG:HA	2:B:80:ILE:HD11	20	1.75
(1,37)	1:A:104:ARG:HA	2:B:80:ILE:HD12	20	1.75
(1,37)	1:A:104:ARG:HA	2:B:80:ILE:HD13	20	1.75
(1,37)	1:A:104:ARG:HA	2:B:80:ILE:HG12	20	1.75
(1,37)	1:A:104:ARG:HA	2:B:80:ILE:HG13	20	1.75
(1,37)	1:A:104:ARG:HA	2:B:80:ILE:HG21	20	1.75
(1,37)	1:A:104:ARG:HA	2:B:80:ILE:HG22	20	1.75
(1,37)	1:A:104:ARG:HA	2:B:80:ILE:HG23	20	1.75
(1,37)	1:A:104:ARG:HA	2:B:80:ILE:N	20	1.75
(1,37)	1:A:104:ARG:HA	2:B:80:ILE:O	20	1.75
(1,37)	1:A:104:ARG:HA	2:B:84:GLN:C	20	1.75
(1,37)	1:A:104:ARG:HA	2:B:84:GLN:CA	20	1.75
(1,37)	1:A:104:ARG:HA	2:B:84:GLN:CB	20	1.75
(1,37)	1:A:104:ARG:HA	2:B:84:GLN:CD	20	1.75
(1,37)	1:A:104:ARG:HA	2:B:84:GLN:CG	20	1.75
(1,37)	1:A:104:ARG:HA	2:B:84:GLN:H	20	1.75
(1,37)	1:A:104:ARG:HA	2:B:84:GLN:HA	20	1.75

*Continued on next page...*

*Continued from previous page...*

Key	Atom-1	Atom-2	Model ID	Violation (Å)
(1,37)	1:A:104:ARG:HA	2:B:84:GLN:HB2	20	1.75
(1,37)	1:A:104:ARG:HA	2:B:84:GLN:HB3	20	1.75
(1,37)	1:A:104:ARG:HA	2:B:84:GLN:HE21	20	1.75
(1,37)	1:A:104:ARG:HA	2:B:84:GLN:HE22	20	1.75
(1,37)	1:A:104:ARG:HA	2:B:84:GLN:HG2	20	1.75
(1,37)	1:A:104:ARG:HA	2:B:84:GLN:HG3	20	1.75
(1,37)	1:A:104:ARG:HA	2:B:84:GLN:N	20	1.75
(1,37)	1:A:104:ARG:HA	2:B:84:GLN:NE2	20	1.75
(1,37)	1:A:104:ARG:HA	2:B:84:GLN:O	20	1.75
(1,37)	1:A:104:ARG:HA	2:B:84:GLN:OE1	20	1.75
(1,37)	1:A:104:ARG:HA	2:B:97:THR:C	20	1.75
(1,37)	1:A:104:ARG:HA	2:B:97:THR:CA	20	1.75
(1,37)	1:A:104:ARG:HA	2:B:97:THR:CB	20	1.75
(1,37)	1:A:104:ARG:HA	2:B:97:THR:CG2	20	1.75
(1,37)	1:A:104:ARG:HA	2:B:97:THR:H	20	1.75
(1,37)	1:A:104:ARG:HA	2:B:97:THR:HA	20	1.75
(1,37)	1:A:104:ARG:HA	2:B:97:THR:HB	20	1.75
(1,37)	1:A:104:ARG:HA	2:B:97:THR:HG1	20	1.75
(1,37)	1:A:104:ARG:HA	2:B:97:THR:HG21	20	1.75
(1,37)	1:A:104:ARG:HA	2:B:97:THR:HG22	20	1.75
(1,37)	1:A:104:ARG:HA	2:B:97:THR:HG23	20	1.75
(1,37)	1:A:104:ARG:HA	2:B:97:THR:N	20	1.75
(1,37)	1:A:104:ARG:HA	2:B:97:THR:O	20	1.75
(1,37)	1:A:104:ARG:HA	2:B:97:THR:OG1	20	1.75
(1,37)	1:A:104:ARG:HA	2:B:99:HIS:C	20	1.75
(1,37)	1:A:104:ARG:HA	2:B:99:HIS:CA	20	1.75
(1,37)	1:A:104:ARG:HA	2:B:99:HIS:CB	20	1.75
(1,37)	1:A:104:ARG:HA	2:B:99:HIS:CD2	20	1.75
(1,37)	1:A:104:ARG:HA	2:B:99:HIS:CE1	20	1.75
(1,37)	1:A:104:ARG:HA	2:B:99:HIS:CG	20	1.75
(1,37)	1:A:104:ARG:HA	2:B:99:HIS:H	20	1.75
(1,37)	1:A:104:ARG:HA	2:B:99:HIS:HA	20	1.75
(1,37)	1:A:104:ARG:HA	2:B:99:HIS:HB2	20	1.75
(1,37)	1:A:104:ARG:HA	2:B:99:HIS:HB3	20	1.75
(1,37)	1:A:104:ARG:HA	2:B:99:HIS:HD1	20	1.75
(1,37)	1:A:104:ARG:HA	2:B:99:HIS:HD2	20	1.75
(1,37)	1:A:104:ARG:HA	2:B:99:HIS:HE1	20	1.75
(1,37)	1:A:104:ARG:HA	2:B:99:HIS:HE2	20	1.75
(1,37)	1:A:104:ARG:HA	2:B:99:HIS:N	20	1.75
(1,37)	1:A:104:ARG:HA	2:B:99:HIS:ND1	20	1.75
(1,37)	1:A:104:ARG:HA	2:B:99:HIS:NE2	20	1.75
(1,37)	1:A:104:ARG:HA	2:B:99:HIS:O	20	1.75

*Continued on next page...*

*Continued from previous page...*

Key	Atom-1	Atom-2	Model ID	Violation (Å)
(1,37)	1:A:104:ARG:HA	2:B:101:VAL:C	20	1.75
(1,37)	1:A:104:ARG:HA	2:B:101:VAL:CA	20	1.75
(1,37)	1:A:104:ARG:HA	2:B:101:VAL:CB	20	1.75
(1,37)	1:A:104:ARG:HA	2:B:101:VAL:CG1	20	1.75
(1,37)	1:A:104:ARG:HA	2:B:101:VAL:CG2	20	1.75
(1,37)	1:A:104:ARG:HA	2:B:101:VAL:H	20	1.75
(1,37)	1:A:104:ARG:HA	2:B:101:VAL:HA	20	1.75
(1,37)	1:A:104:ARG:HA	2:B:101:VAL:HB	20	1.75
(1,37)	1:A:104:ARG:HA	2:B:101:VAL:HG11	20	1.75
(1,37)	1:A:104:ARG:HA	2:B:101:VAL:HG12	20	1.75
(1,37)	1:A:104:ARG:HA	2:B:101:VAL:HG13	20	1.75
(1,37)	1:A:104:ARG:HA	2:B:101:VAL:HG21	20	1.75
(1,37)	1:A:104:ARG:HA	2:B:101:VAL:HG22	20	1.75
(1,37)	1:A:104:ARG:HA	2:B:101:VAL:HG23	20	1.75
(1,37)	1:A:104:ARG:HA	2:B:101:VAL:N	20	1.75
(1,37)	1:A:104:ARG:HA	2:B:101:VAL:O	20	1.75
(1,37)	1:A:104:ARG:HB2	2:B:75:ILE:C	20	1.75
(1,37)	1:A:104:ARG:HB2	2:B:75:ILE:CA	20	1.75
(1,37)	1:A:104:ARG:HB2	2:B:75:ILE:CB	20	1.75
(1,37)	1:A:104:ARG:HB2	2:B:75:ILE:CD1	20	1.75
(1,37)	1:A:104:ARG:HB2	2:B:75:ILE:CG1	20	1.75
(1,37)	1:A:104:ARG:HB2	2:B:75:ILE:CG2	20	1.75
(1,37)	1:A:104:ARG:HB2	2:B:75:ILE:H	20	1.75
(1,37)	1:A:104:ARG:HB2	2:B:75:ILE:HA	20	1.75
(1,37)	1:A:104:ARG:HB2	2:B:75:ILE:HB	20	1.75
(1,37)	1:A:104:ARG:HB2	2:B:75:ILE:HD11	20	1.75
(1,37)	1:A:104:ARG:HB2	2:B:75:ILE:HD12	20	1.75
(1,37)	1:A:104:ARG:HB2	2:B:75:ILE:HD13	20	1.75
(1,37)	1:A:104:ARG:HB2	2:B:75:ILE:HG12	20	1.75
(1,37)	1:A:104:ARG:HB2	2:B:75:ILE:HG13	20	1.75
(1,37)	1:A:104:ARG:HB2	2:B:75:ILE:HG21	20	1.75
(1,37)	1:A:104:ARG:HB2	2:B:75:ILE:HG22	20	1.75
(1,37)	1:A:104:ARG:HB2	2:B:75:ILE:HG23	20	1.75
(1,37)	1:A:104:ARG:HB2	2:B:75:ILE:N	20	1.75
(1,37)	1:A:104:ARG:HB2	2:B:75:ILE:O	20	1.75
(1,37)	1:A:104:ARG:HB2	2:B:77:ALA:C	20	1.75
(1,37)	1:A:104:ARG:HB2	2:B:77:ALA:CA	20	1.75
(1,37)	1:A:104:ARG:HB2	2:B:77:ALA:CB	20	1.75
(1,37)	1:A:104:ARG:HB2	2:B:77:ALA:H	20	1.75
(1,37)	1:A:104:ARG:HB2	2:B:77:ALA:HA	20	1.75
(1,37)	1:A:104:ARG:HB2	2:B:77:ALA:HB1	20	1.75
(1,37)	1:A:104:ARG:HB2	2:B:77:ALA:HB2	20	1.75

*Continued on next page...*

*Continued from previous page...*

Key	Atom-1	Atom-2	Model ID	Violation (Å)
(1,37)	1:A:104:ARG:HB2	2:B:77:ALA:HB3	20	1.75
(1,37)	1:A:104:ARG:HB2	2:B:77:ALA:N	20	1.75
(1,37)	1:A:104:ARG:HB2	2:B:77:ALA:O	20	1.75
(1,37)	1:A:104:ARG:HB2	2:B:78:GLY:C	20	1.75
(1,37)	1:A:104:ARG:HB2	2:B:78:GLY:CA	20	1.75
(1,37)	1:A:104:ARG:HB2	2:B:78:GLY:H	20	1.75
(1,37)	1:A:104:ARG:HB2	2:B:78:GLY:HA2	20	1.75
(1,37)	1:A:104:ARG:HB2	2:B:78:GLY:HA3	20	1.75
(1,37)	1:A:104:ARG:HB2	2:B:78:GLY:N	20	1.75
(1,37)	1:A:104:ARG:HB2	2:B:78:GLY:O	20	1.75
(1,37)	1:A:104:ARG:HB2	2:B:79:LYS:C	20	1.75
(1,37)	1:A:104:ARG:HB2	2:B:79:LYS:CA	20	1.75
(1,37)	1:A:104:ARG:HB2	2:B:79:LYS:CB	20	1.75
(1,37)	1:A:104:ARG:HB2	2:B:79:LYS:CD	20	1.75
(1,37)	1:A:104:ARG:HB2	2:B:79:LYS:CE	20	1.75
(1,37)	1:A:104:ARG:HB2	2:B:79:LYS:CG	20	1.75
(1,37)	1:A:104:ARG:HB2	2:B:79:LYS:H	20	1.75
(1,37)	1:A:104:ARG:HB2	2:B:79:LYS:HA	20	1.75
(1,37)	1:A:104:ARG:HB2	2:B:79:LYS:HB2	20	1.75
(1,37)	1:A:104:ARG:HB2	2:B:79:LYS:HB3	20	1.75
(1,37)	1:A:104:ARG:HB2	2:B:79:LYS:HD2	20	1.75
(1,37)	1:A:104:ARG:HB2	2:B:79:LYS:HD3	20	1.75
(1,37)	1:A:104:ARG:HB2	2:B:79:LYS:HE2	20	1.75
(1,37)	1:A:104:ARG:HB2	2:B:79:LYS:HE3	20	1.75
(1,37)	1:A:104:ARG:HB2	2:B:79:LYS:HG2	20	1.75
(1,37)	1:A:104:ARG:HB2	2:B:79:LYS:HG3	20	1.75
(1,37)	1:A:104:ARG:HB2	2:B:79:LYS:HZ1	20	1.75
(1,37)	1:A:104:ARG:HB2	2:B:79:LYS:HZ2	20	1.75
(1,37)	1:A:104:ARG:HB2	2:B:79:LYS:HZ3	20	1.75
(1,37)	1:A:104:ARG:HB2	2:B:79:LYS:N	20	1.75
(1,37)	1:A:104:ARG:HB2	2:B:79:LYS:NZ	20	1.75
(1,37)	1:A:104:ARG:HB2	2:B:79:LYS:O	20	1.75
(1,37)	1:A:104:ARG:HB2	2:B:80:ILE:C	20	1.75
(1,37)	1:A:104:ARG:HB2	2:B:80:ILE:CA	20	1.75
(1,37)	1:A:104:ARG:HB2	2:B:80:ILE:CB	20	1.75
(1,37)	1:A:104:ARG:HB2	2:B:80:ILE:CD1	20	1.75
(1,37)	1:A:104:ARG:HB2	2:B:80:ILE:CG1	20	1.75
(1,37)	1:A:104:ARG:HB2	2:B:80:ILE:CG2	20	1.75
(1,37)	1:A:104:ARG:HB2	2:B:80:ILE:H	20	1.75
(1,37)	1:A:104:ARG:HB2	2:B:80:ILE:HA	20	1.75
(1,37)	1:A:104:ARG:HB2	2:B:80:ILE:HB	20	1.75
(1,37)	1:A:104:ARG:HB2	2:B:80:ILE:HD11	20	1.75

*Continued on next page...*

*Continued from previous page...*

Key	Atom-1	Atom-2	Model ID	Violation (Å)
(1,37)	1:A:104:ARG:HB2	2:B:80:ILE:HD12	20	1.75
(1,37)	1:A:104:ARG:HB2	2:B:80:ILE:HD13	20	1.75
(1,37)	1:A:104:ARG:HB2	2:B:80:ILE:HG12	20	1.75
(1,37)	1:A:104:ARG:HB2	2:B:80:ILE:HG13	20	1.75
(1,37)	1:A:104:ARG:HB2	2:B:80:ILE:HG21	20	1.75
(1,37)	1:A:104:ARG:HB2	2:B:80:ILE:HG22	20	1.75
(1,37)	1:A:104:ARG:HB2	2:B:80:ILE:HG23	20	1.75
(1,37)	1:A:104:ARG:HB2	2:B:80:ILE:N	20	1.75
(1,37)	1:A:104:ARG:HB2	2:B:80:ILE:O	20	1.75
(1,37)	1:A:104:ARG:HB2	2:B:84:GLN:C	20	1.75
(1,37)	1:A:104:ARG:HB2	2:B:84:GLN:CA	20	1.75
(1,37)	1:A:104:ARG:HB2	2:B:84:GLN:CB	20	1.75
(1,37)	1:A:104:ARG:HB2	2:B:84:GLN:CD	20	1.75
(1,37)	1:A:104:ARG:HB2	2:B:84:GLN:CG	20	1.75
(1,37)	1:A:104:ARG:HB2	2:B:84:GLN:H	20	1.75
(1,37)	1:A:104:ARG:HB2	2:B:84:GLN:HA	20	1.75
(1,37)	1:A:104:ARG:HB2	2:B:84:GLN:HB2	20	1.75
(1,37)	1:A:104:ARG:HB2	2:B:84:GLN:HB3	20	1.75
(1,37)	1:A:104:ARG:HB2	2:B:84:GLN:HE21	20	1.75
(1,37)	1:A:104:ARG:HB2	2:B:84:GLN:HE22	20	1.75
(1,37)	1:A:104:ARG:HB2	2:B:84:GLN:HG2	20	1.75
(1,37)	1:A:104:ARG:HB2	2:B:84:GLN:HG3	20	1.75
(1,37)	1:A:104:ARG:HB2	2:B:84:GLN:N	20	1.75
(1,37)	1:A:104:ARG:HB2	2:B:84:GLN:NE2	20	1.75
(1,37)	1:A:104:ARG:HB2	2:B:84:GLN:O	20	1.75
(1,37)	1:A:104:ARG:HB2	2:B:84:GLN:OE1	20	1.75
(1,37)	1:A:104:ARG:HB2	2:B:97:THR:C	20	1.75
(1,37)	1:A:104:ARG:HB2	2:B:97:THR:CA	20	1.75
(1,37)	1:A:104:ARG:HB2	2:B:97:THR:CB	20	1.75
(1,37)	1:A:104:ARG:HB2	2:B:97:THR:CG2	20	1.75
(1,37)	1:A:104:ARG:HB2	2:B:97:THR:H	20	1.75
(1,37)	1:A:104:ARG:HB2	2:B:97:THR:HA	20	1.75
(1,37)	1:A:104:ARG:HB2	2:B:97:THR:HB	20	1.75
(1,37)	1:A:104:ARG:HB2	2:B:97:THR:HG1	20	1.75
(1,37)	1:A:104:ARG:HB2	2:B:97:THR:HG21	20	1.75
(1,37)	1:A:104:ARG:HB2	2:B:97:THR:HG22	20	1.75
(1,37)	1:A:104:ARG:HB2	2:B:97:THR:HG23	20	1.75
(1,37)	1:A:104:ARG:HB2	2:B:97:THR:N	20	1.75
(1,37)	1:A:104:ARG:HB2	2:B:97:THR:O	20	1.75
(1,37)	1:A:104:ARG:HB2	2:B:97:THR:OG1	20	1.75
(1,37)	1:A:104:ARG:HB2	2:B:99:HIS:C	20	1.75
(1,37)	1:A:104:ARG:HB2	2:B:99:HIS:CA	20	1.75

*Continued on next page...*

*Continued from previous page...*

Key	Atom-1	Atom-2	Model ID	Violation (Å)
(1,37)	1:A:104:ARG:HB2	2:B:99:HIS:CB	20	1.75
(1,37)	1:A:104:ARG:HB2	2:B:99:HIS:CD2	20	1.75
(1,37)	1:A:104:ARG:HB2	2:B:99:HIS:CE1	20	1.75
(1,37)	1:A:104:ARG:HB2	2:B:99:HIS:CG	20	1.75
(1,37)	1:A:104:ARG:HB2	2:B:99:HIS:H	20	1.75
(1,37)	1:A:104:ARG:HB2	2:B:99:HIS:HA	20	1.75
(1,37)	1:A:104:ARG:HB2	2:B:99:HIS:HB2	20	1.75
(1,37)	1:A:104:ARG:HB2	2:B:99:HIS:HB3	20	1.75
(1,37)	1:A:104:ARG:HB2	2:B:99:HIS:HD1	20	1.75
(1,37)	1:A:104:ARG:HB2	2:B:99:HIS:HD2	20	1.75
(1,37)	1:A:104:ARG:HB2	2:B:99:HIS:HE1	20	1.75
(1,37)	1:A:104:ARG:HB2	2:B:99:HIS:HE2	20	1.75
(1,37)	1:A:104:ARG:HB2	2:B:99:HIS:N	20	1.75
(1,37)	1:A:104:ARG:HB2	2:B:99:HIS:ND1	20	1.75
(1,37)	1:A:104:ARG:HB2	2:B:99:HIS:NE2	20	1.75
(1,37)	1:A:104:ARG:HB2	2:B:99:HIS:O	20	1.75
(1,37)	1:A:104:ARG:HB2	2:B:101:VAL:C	20	1.75
(1,37)	1:A:104:ARG:HB2	2:B:101:VAL:CA	20	1.75
(1,37)	1:A:104:ARG:HB2	2:B:101:VAL:CB	20	1.75
(1,37)	1:A:104:ARG:HB2	2:B:101:VAL:CG1	20	1.75
(1,37)	1:A:104:ARG:HB2	2:B:101:VAL:CG2	20	1.75
(1,37)	1:A:104:ARG:HB2	2:B:101:VAL:H	20	1.75
(1,37)	1:A:104:ARG:HB2	2:B:101:VAL:HA	20	1.75
(1,37)	1:A:104:ARG:HB2	2:B:101:VAL:HB	20	1.75
(1,37)	1:A:104:ARG:HB2	2:B:101:VAL:HG11	20	1.75
(1,37)	1:A:104:ARG:HB2	2:B:101:VAL:HG12	20	1.75
(1,37)	1:A:104:ARG:HB2	2:B:101:VAL:HG13	20	1.75
(1,37)	1:A:104:ARG:HB2	2:B:101:VAL:HG21	20	1.75
(1,37)	1:A:104:ARG:HB2	2:B:101:VAL:HG22	20	1.75
(1,37)	1:A:104:ARG:HB2	2:B:101:VAL:HG23	20	1.75
(1,37)	1:A:104:ARG:HB2	2:B:101:VAL:N	20	1.75
(1,37)	1:A:104:ARG:HB2	2:B:101:VAL:O	20	1.75
(1,37)	1:A:104:ARG:HB3	2:B:75:ILE:C	20	1.75
(1,37)	1:A:104:ARG:HB3	2:B:75:ILE:CA	20	1.75
(1,37)	1:A:104:ARG:HB3	2:B:75:ILE:CB	20	1.75
(1,37)	1:A:104:ARG:HB3	2:B:75:ILE:CD1	20	1.75
(1,37)	1:A:104:ARG:HB3	2:B:75:ILE:CG1	20	1.75
(1,37)	1:A:104:ARG:HB3	2:B:75:ILE:CG2	20	1.75
(1,37)	1:A:104:ARG:HB3	2:B:75:ILE:H	20	1.75
(1,37)	1:A:104:ARG:HB3	2:B:75:ILE:HA	20	1.75
(1,37)	1:A:104:ARG:HB3	2:B:75:ILE:HB	20	1.75
(1,37)	1:A:104:ARG:HB3	2:B:75:ILE:HD11	20	1.75

*Continued on next page...*



*Continued from previous page...*

Key	Atom-1	Atom-2	Model ID	Violation (Å)
(1,37)	1:A:104:ARG:HB3	2:B:75:ILE:HD12	20	1.75
(1,37)	1:A:104:ARG:HB3	2:B:75:ILE:HD13	20	1.75
(1,37)	1:A:104:ARG:HB3	2:B:75:ILE:HG12	20	1.75
(1,37)	1:A:104:ARG:HB3	2:B:75:ILE:HG13	20	1.75
(1,37)	1:A:104:ARG:HB3	2:B:75:ILE:HG21	20	1.75
(1,37)	1:A:104:ARG:HB3	2:B:75:ILE:HG22	20	1.75
(1,37)	1:A:104:ARG:HB3	2:B:75:ILE:HG23	20	1.75
(1,37)	1:A:104:ARG:HB3	2:B:75:ILE:N	20	1.75
(1,37)	1:A:104:ARG:HB3	2:B:75:ILE:O	20	1.75
(1,37)	1:A:104:ARG:HB3	2:B:77:ALA:C	20	1.75
(1,37)	1:A:104:ARG:HB3	2:B:77:ALA:CA	20	1.75
(1,37)	1:A:104:ARG:HB3	2:B:77:ALA:CB	20	1.75
(1,37)	1:A:104:ARG:HB3	2:B:77:ALA:H	20	1.75
(1,37)	1:A:104:ARG:HB3	2:B:77:ALA:HA	20	1.75
(1,37)	1:A:104:ARG:HB3	2:B:77:ALA:HB1	20	1.75
(1,37)	1:A:104:ARG:HB3	2:B:77:ALA:HB2	20	1.75
(1,37)	1:A:104:ARG:HB3	2:B:77:ALA:HB3	20	1.75
(1,37)	1:A:104:ARG:HB3	2:B:77:ALA:N	20	1.75
(1,37)	1:A:104:ARG:HB3	2:B:77:ALA:O	20	1.75
(1,37)	1:A:104:ARG:HB3	2:B:78:GLY:C	20	1.75
(1,37)	1:A:104:ARG:HB3	2:B:78:GLY:CA	20	1.75
(1,37)	1:A:104:ARG:HB3	2:B:78:GLY:H	20	1.75
(1,37)	1:A:104:ARG:HB3	2:B:78:GLY:HA2	20	1.75
(1,37)	1:A:104:ARG:HB3	2:B:78:GLY:HA3	20	1.75
(1,37)	1:A:104:ARG:HB3	2:B:78:GLY:N	20	1.75
(1,37)	1:A:104:ARG:HB3	2:B:78:GLY:O	20	1.75
(1,37)	1:A:104:ARG:HB3	2:B:79:LYS:C	20	1.75
(1,37)	1:A:104:ARG:HB3	2:B:79:LYS:CA	20	1.75
(1,37)	1:A:104:ARG:HB3	2:B:79:LYS:CB	20	1.75
(1,37)	1:A:104:ARG:HB3	2:B:79:LYS:CD	20	1.75
(1,37)	1:A:104:ARG:HB3	2:B:79:LYS:CE	20	1.75
(1,37)	1:A:104:ARG:HB3	2:B:79:LYS:CG	20	1.75
(1,37)	1:A:104:ARG:HB3	2:B:79:LYS:H	20	1.75
(1,37)	1:A:104:ARG:HB3	2:B:79:LYS:HA	20	1.75
(1,37)	1:A:104:ARG:HB3	2:B:79:LYS:HB2	20	1.75
(1,37)	1:A:104:ARG:HB3	2:B:79:LYS:HB3	20	1.75
(1,37)	1:A:104:ARG:HB3	2:B:79:LYS:HD2	20	1.75
(1,37)	1:A:104:ARG:HB3	2:B:79:LYS:HD3	20	1.75
(1,37)	1:A:104:ARG:HB3	2:B:79:LYS:HE2	20	1.75
(1,37)	1:A:104:ARG:HB3	2:B:79:LYS:HE3	20	1.75
(1,37)	1:A:104:ARG:HB3	2:B:79:LYS:HG2	20	1.75
(1,37)	1:A:104:ARG:HB3	2:B:79:LYS:HG3	20	1.75

*Continued on next page...*

*Continued from previous page...*

Key	Atom-1	Atom-2	Model ID	Violation (Å)
(1,37)	1:A:104:ARG:HB3	2:B:79:LYS:HZ1	20	1.75
(1,37)	1:A:104:ARG:HB3	2:B:79:LYS:HZ2	20	1.75
(1,37)	1:A:104:ARG:HB3	2:B:79:LYS:HZ3	20	1.75
(1,37)	1:A:104:ARG:HB3	2:B:79:LYS:N	20	1.75
(1,37)	1:A:104:ARG:HB3	2:B:79:LYS:NZ	20	1.75
(1,37)	1:A:104:ARG:HB3	2:B:79:LYS:O	20	1.75
(1,37)	1:A:104:ARG:HB3	2:B:80:ILE:C	20	1.75
(1,37)	1:A:104:ARG:HB3	2:B:80:ILE:CA	20	1.75
(1,37)	1:A:104:ARG:HB3	2:B:80:ILE:CB	20	1.75
(1,37)	1:A:104:ARG:HB3	2:B:80:ILE:CD1	20	1.75
(1,37)	1:A:104:ARG:HB3	2:B:80:ILE:CG1	20	1.75
(1,37)	1:A:104:ARG:HB3	2:B:80:ILE:CG2	20	1.75
(1,37)	1:A:104:ARG:HB3	2:B:80:ILE:H	20	1.75
(1,37)	1:A:104:ARG:HB3	2:B:80:ILE:HA	20	1.75
(1,37)	1:A:104:ARG:HB3	2:B:80:ILE:HB	20	1.75
(1,37)	1:A:104:ARG:HB3	2:B:80:ILE:HD11	20	1.75
(1,37)	1:A:104:ARG:HB3	2:B:80:ILE:HD12	20	1.75
(1,37)	1:A:104:ARG:HB3	2:B:80:ILE:HD13	20	1.75
(1,37)	1:A:104:ARG:HB3	2:B:80:ILE:HG12	20	1.75
(1,37)	1:A:104:ARG:HB3	2:B:80:ILE:HG13	20	1.75
(1,37)	1:A:104:ARG:HB3	2:B:80:ILE:HG21	20	1.75
(1,37)	1:A:104:ARG:HB3	2:B:80:ILE:HG22	20	1.75
(1,37)	1:A:104:ARG:HB3	2:B:80:ILE:HG23	20	1.75
(1,37)	1:A:104:ARG:HB3	2:B:80:ILE:N	20	1.75
(1,37)	1:A:104:ARG:HB3	2:B:80:ILE:O	20	1.75
(1,37)	1:A:104:ARG:HB3	2:B:84:GLN:C	20	1.75
(1,37)	1:A:104:ARG:HB3	2:B:84:GLN:CA	20	1.75
(1,37)	1:A:104:ARG:HB3	2:B:84:GLN:CB	20	1.75
(1,37)	1:A:104:ARG:HB3	2:B:84:GLN:CD	20	1.75
(1,37)	1:A:104:ARG:HB3	2:B:84:GLN:CG	20	1.75
(1,37)	1:A:104:ARG:HB3	2:B:84:GLN:H	20	1.75
(1,37)	1:A:104:ARG:HB3	2:B:84:GLN:HA	20	1.75
(1,37)	1:A:104:ARG:HB3	2:B:84:GLN:HB2	20	1.75
(1,37)	1:A:104:ARG:HB3	2:B:84:GLN:HB3	20	1.75
(1,37)	1:A:104:ARG:HB3	2:B:84:GLN:HE21	20	1.75
(1,37)	1:A:104:ARG:HB3	2:B:84:GLN:HE22	20	1.75
(1,37)	1:A:104:ARG:HB3	2:B:84:GLN:HG2	20	1.75
(1,37)	1:A:104:ARG:HB3	2:B:84:GLN:HG3	20	1.75
(1,37)	1:A:104:ARG:HB3	2:B:84:GLN:N	20	1.75
(1,37)	1:A:104:ARG:HB3	2:B:84:GLN:NE2	20	1.75
(1,37)	1:A:104:ARG:HB3	2:B:84:GLN:O	20	1.75
(1,37)	1:A:104:ARG:HB3	2:B:84:GLN:OE1	20	1.75

*Continued on next page...*

*Continued from previous page...*

Key	Atom-1	Atom-2	Model ID	Violation (Å)
(1,37)	1:A:104:ARG:HB3	2:B:97:THR:C	20	1.75
(1,37)	1:A:104:ARG:HB3	2:B:97:THR:CA	20	1.75
(1,37)	1:A:104:ARG:HB3	2:B:97:THR:CB	20	1.75
(1,37)	1:A:104:ARG:HB3	2:B:97:THR:CG2	20	1.75
(1,37)	1:A:104:ARG:HB3	2:B:97:THR:H	20	1.75
(1,37)	1:A:104:ARG:HB3	2:B:97:THR:HA	20	1.75
(1,37)	1:A:104:ARG:HB3	2:B:97:THR:HB	20	1.75
(1,37)	1:A:104:ARG:HB3	2:B:97:THR:HG1	20	1.75
(1,37)	1:A:104:ARG:HB3	2:B:97:THR:HG21	20	1.75
(1,37)	1:A:104:ARG:HB3	2:B:97:THR:HG22	20	1.75
(1,37)	1:A:104:ARG:HB3	2:B:97:THR:HG23	20	1.75
(1,37)	1:A:104:ARG:HB3	2:B:97:THR:N	20	1.75
(1,37)	1:A:104:ARG:HB3	2:B:97:THR:O	20	1.75
(1,37)	1:A:104:ARG:HB3	2:B:97:THR:OG1	20	1.75
(1,37)	1:A:104:ARG:HB3	2:B:99:HIS:C	20	1.75
(1,37)	1:A:104:ARG:HB3	2:B:99:HIS:CA	20	1.75
(1,37)	1:A:104:ARG:HB3	2:B:99:HIS:CB	20	1.75
(1,37)	1:A:104:ARG:HB3	2:B:99:HIS:CD2	20	1.75
(1,37)	1:A:104:ARG:HB3	2:B:99:HIS:CE1	20	1.75
(1,37)	1:A:104:ARG:HB3	2:B:99:HIS:CG	20	1.75
(1,37)	1:A:104:ARG:HB3	2:B:99:HIS:H	20	1.75
(1,37)	1:A:104:ARG:HB3	2:B:99:HIS:HA	20	1.75
(1,37)	1:A:104:ARG:HB3	2:B:99:HIS:HB2	20	1.75
(1,37)	1:A:104:ARG:HB3	2:B:99:HIS:HB3	20	1.75
(1,37)	1:A:104:ARG:HB3	2:B:99:HIS:HD1	20	1.75
(1,37)	1:A:104:ARG:HB3	2:B:99:HIS:HD2	20	1.75
(1,37)	1:A:104:ARG:HB3	2:B:99:HIS:HE1	20	1.75
(1,37)	1:A:104:ARG:HB3	2:B:99:HIS:HE2	20	1.75
(1,37)	1:A:104:ARG:HB3	2:B:99:HIS:N	20	1.75
(1,37)	1:A:104:ARG:HB3	2:B:99:HIS:ND1	20	1.75
(1,37)	1:A:104:ARG:HB3	2:B:99:HIS:NE2	20	1.75
(1,37)	1:A:104:ARG:HB3	2:B:99:HIS:O	20	1.75
(1,37)	1:A:104:ARG:HB3	2:B:101:VAL:C	20	1.75
(1,37)	1:A:104:ARG:HB3	2:B:101:VAL:CA	20	1.75
(1,37)	1:A:104:ARG:HB3	2:B:101:VAL:CB	20	1.75
(1,37)	1:A:104:ARG:HB3	2:B:101:VAL:CG1	20	1.75
(1,37)	1:A:104:ARG:HB3	2:B:101:VAL:CG2	20	1.75
(1,37)	1:A:104:ARG:HB3	2:B:101:VAL:H	20	1.75
(1,37)	1:A:104:ARG:HB3	2:B:101:VAL:HA	20	1.75
(1,37)	1:A:104:ARG:HB3	2:B:101:VAL:HB	20	1.75
(1,37)	1:A:104:ARG:HB3	2:B:101:VAL:HG11	20	1.75
(1,37)	1:A:104:ARG:HB3	2:B:101:VAL:HG12	20	1.75

*Continued on next page...*

*Continued from previous page...*

Key	Atom-1	Atom-2	Model ID	Violation (Å)
(1,37)	1:A:104:ARG:HB3	2:B:101:VAL:HG13	20	1.75
(1,37)	1:A:104:ARG:HB3	2:B:101:VAL:HG21	20	1.75
(1,37)	1:A:104:ARG:HB3	2:B:101:VAL:HG22	20	1.75
(1,37)	1:A:104:ARG:HB3	2:B:101:VAL:HG23	20	1.75
(1,37)	1:A:104:ARG:HB3	2:B:101:VAL:N	20	1.75
(1,37)	1:A:104:ARG:HB3	2:B:101:VAL:O	20	1.75
(1,37)	1:A:104:ARG:HD2	2:B:75:ILE:C	20	1.75
(1,37)	1:A:104:ARG:HD2	2:B:75:ILE:CA	20	1.75
(1,37)	1:A:104:ARG:HD2	2:B:75:ILE:CB	20	1.75
(1,37)	1:A:104:ARG:HD2	2:B:75:ILE:CD1	20	1.75
(1,37)	1:A:104:ARG:HD2	2:B:75:ILE:CG1	20	1.75
(1,37)	1:A:104:ARG:HD2	2:B:75:ILE:CG2	20	1.75
(1,37)	1:A:104:ARG:HD2	2:B:75:ILE:H	20	1.75
(1,37)	1:A:104:ARG:HD2	2:B:75:ILE:HA	20	1.75
(1,37)	1:A:104:ARG:HD2	2:B:75:ILE:HB	20	1.75
(1,37)	1:A:104:ARG:HD2	2:B:75:ILE:HD11	20	1.75
(1,37)	1:A:104:ARG:HD2	2:B:75:ILE:HD12	20	1.75
(1,37)	1:A:104:ARG:HD2	2:B:75:ILE:HD13	20	1.75
(1,37)	1:A:104:ARG:HD2	2:B:75:ILE:HG12	20	1.75
(1,37)	1:A:104:ARG:HD2	2:B:75:ILE:HG13	20	1.75
(1,37)	1:A:104:ARG:HD2	2:B:75:ILE:HG21	20	1.75
(1,37)	1:A:104:ARG:HD2	2:B:75:ILE:HG22	20	1.75
(1,37)	1:A:104:ARG:HD2	2:B:75:ILE:HG23	20	1.75
(1,37)	1:A:104:ARG:HD2	2:B:75:ILE:N	20	1.75
(1,37)	1:A:104:ARG:HD2	2:B:75:ILE:O	20	1.75
(1,37)	1:A:104:ARG:HD2	2:B:77:ALA:C	20	1.75
(1,37)	1:A:104:ARG:HD2	2:B:77:ALA:CA	20	1.75
(1,37)	1:A:104:ARG:HD2	2:B:77:ALA:CB	20	1.75
(1,37)	1:A:104:ARG:HD2	2:B:77:ALA:H	20	1.75
(1,37)	1:A:104:ARG:HD2	2:B:77:ALA:HA	20	1.75
(1,37)	1:A:104:ARG:HD2	2:B:77:ALA:HB1	20	1.75
(1,37)	1:A:104:ARG:HD2	2:B:77:ALA:HB2	20	1.75
(1,37)	1:A:104:ARG:HD2	2:B:77:ALA:HB3	20	1.75
(1,37)	1:A:104:ARG:HD2	2:B:77:ALA:N	20	1.75
(1,37)	1:A:104:ARG:HD2	2:B:77:ALA:O	20	1.75
(1,37)	1:A:104:ARG:HD2	2:B:78:GLY:C	20	1.75
(1,37)	1:A:104:ARG:HD2	2:B:78:GLY:CA	20	1.75
(1,37)	1:A:104:ARG:HD2	2:B:78:GLY:H	20	1.75
(1,37)	1:A:104:ARG:HD2	2:B:78:GLY:HA2	20	1.75
(1,37)	1:A:104:ARG:HD2	2:B:78:GLY:HA3	20	1.75
(1,37)	1:A:104:ARG:HD2	2:B:78:GLY:N	20	1.75
(1,37)	1:A:104:ARG:HD2	2:B:78:GLY:O	20	1.75

*Continued on next page...*

*Continued from previous page...*

Key	Atom-1	Atom-2	Model ID	Violation (Å)
(1,37)	1:A:104:ARG:HD2	2:B:79:LYS:C	20	1.75
(1,37)	1:A:104:ARG:HD2	2:B:79:LYS:CA	20	1.75
(1,37)	1:A:104:ARG:HD2	2:B:79:LYS:CB	20	1.75
(1,37)	1:A:104:ARG:HD2	2:B:79:LYS:CD	20	1.75
(1,37)	1:A:104:ARG:HD2	2:B:79:LYS:CE	20	1.75
(1,37)	1:A:104:ARG:HD2	2:B:79:LYS:CG	20	1.75
(1,37)	1:A:104:ARG:HD2	2:B:79:LYS:H	20	1.75
(1,37)	1:A:104:ARG:HD2	2:B:79:LYS:HA	20	1.75
(1,37)	1:A:104:ARG:HD2	2:B:79:LYS:HB2	20	1.75
(1,37)	1:A:104:ARG:HD2	2:B:79:LYS:HB3	20	1.75
(1,37)	1:A:104:ARG:HD2	2:B:79:LYS:HD2	20	1.75
(1,37)	1:A:104:ARG:HD2	2:B:79:LYS:HD3	20	1.75
(1,37)	1:A:104:ARG:HD2	2:B:79:LYS:HE2	20	1.75
(1,37)	1:A:104:ARG:HD2	2:B:79:LYS:HE3	20	1.75
(1,37)	1:A:104:ARG:HD2	2:B:79:LYS:HG2	20	1.75
(1,37)	1:A:104:ARG:HD2	2:B:79:LYS:HG3	20	1.75
(1,37)	1:A:104:ARG:HD2	2:B:79:LYS:HZ1	20	1.75
(1,37)	1:A:104:ARG:HD2	2:B:79:LYS:HZ2	20	1.75
(1,37)	1:A:104:ARG:HD2	2:B:79:LYS:HZ3	20	1.75
(1,37)	1:A:104:ARG:HD2	2:B:79:LYS:N	20	1.75
(1,37)	1:A:104:ARG:HD2	2:B:79:LYS:NZ	20	1.75
(1,37)	1:A:104:ARG:HD2	2:B:79:LYS:O	20	1.75
(1,37)	1:A:104:ARG:HD2	2:B:80:ILE:C	20	1.75
(1,37)	1:A:104:ARG:HD2	2:B:80:ILE:CA	20	1.75
(1,37)	1:A:104:ARG:HD2	2:B:80:ILE:CB	20	1.75
(1,37)	1:A:104:ARG:HD2	2:B:80:ILE:CD1	20	1.75
(1,37)	1:A:104:ARG:HD2	2:B:80:ILE:CG1	20	1.75
(1,37)	1:A:104:ARG:HD2	2:B:80:ILE:CG2	20	1.75
(1,37)	1:A:104:ARG:HD2	2:B:80:ILE:H	20	1.75
(1,37)	1:A:104:ARG:HD2	2:B:80:ILE:HA	20	1.75
(1,37)	1:A:104:ARG:HD2	2:B:80:ILE:HB	20	1.75
(1,37)	1:A:104:ARG:HD2	2:B:80:ILE:HD11	20	1.75
(1,37)	1:A:104:ARG:HD2	2:B:80:ILE:HD12	20	1.75
(1,37)	1:A:104:ARG:HD2	2:B:80:ILE:HD13	20	1.75
(1,37)	1:A:104:ARG:HD2	2:B:80:ILE:HG12	20	1.75
(1,37)	1:A:104:ARG:HD2	2:B:80:ILE:HG13	20	1.75
(1,37)	1:A:104:ARG:HD2	2:B:80:ILE:HG21	20	1.75
(1,37)	1:A:104:ARG:HD2	2:B:80:ILE:HG22	20	1.75
(1,37)	1:A:104:ARG:HD2	2:B:80:ILE:HG23	20	1.75
(1,37)	1:A:104:ARG:HD2	2:B:80:ILE:N	20	1.75
(1,37)	1:A:104:ARG:HD2	2:B:80:ILE:O	20	1.75
(1,37)	1:A:104:ARG:HD2	2:B:84:GLN:C	20	1.75

*Continued on next page...*

*Continued from previous page...*

Key	Atom-1	Atom-2	Model ID	Violation (Å)
(1,37)	1:A:104:ARG:HD2	2:B:84:GLN:CA	20	1.75
(1,37)	1:A:104:ARG:HD2	2:B:84:GLN:CB	20	1.75
(1,37)	1:A:104:ARG:HD2	2:B:84:GLN:CD	20	1.75
(1,37)	1:A:104:ARG:HD2	2:B:84:GLN:CG	20	1.75
(1,37)	1:A:104:ARG:HD2	2:B:84:GLN:H	20	1.75
(1,37)	1:A:104:ARG:HD2	2:B:84:GLN:HA	20	1.75
(1,37)	1:A:104:ARG:HD2	2:B:84:GLN:HB2	20	1.75
(1,37)	1:A:104:ARG:HD2	2:B:84:GLN:HB3	20	1.75
(1,37)	1:A:104:ARG:HD2	2:B:84:GLN:HE21	20	1.75
(1,37)	1:A:104:ARG:HD2	2:B:84:GLN:HE22	20	1.75
(1,37)	1:A:104:ARG:HD2	2:B:84:GLN:HG2	20	1.75
(1,37)	1:A:104:ARG:HD2	2:B:84:GLN:HG3	20	1.75
(1,37)	1:A:104:ARG:HD2	2:B:84:GLN:N	20	1.75
(1,37)	1:A:104:ARG:HD2	2:B:84:GLN:NE2	20	1.75
(1,37)	1:A:104:ARG:HD2	2:B:84:GLN:O	20	1.75
(1,37)	1:A:104:ARG:HD2	2:B:84:GLN:OE1	20	1.75
(1,37)	1:A:104:ARG:HD2	2:B:97:THR:C	20	1.75
(1,37)	1:A:104:ARG:HD2	2:B:97:THR:CA	20	1.75
(1,37)	1:A:104:ARG:HD2	2:B:97:THR:CB	20	1.75
(1,37)	1:A:104:ARG:HD2	2:B:97:THR:CG2	20	1.75
(1,37)	1:A:104:ARG:HD2	2:B:97:THR:H	20	1.75
(1,37)	1:A:104:ARG:HD2	2:B:97:THR:HA	20	1.75
(1,37)	1:A:104:ARG:HD2	2:B:97:THR:HB	20	1.75
(1,37)	1:A:104:ARG:HD2	2:B:97:THR:HG1	20	1.75
(1,37)	1:A:104:ARG:HD2	2:B:97:THR:HG21	20	1.75
(1,37)	1:A:104:ARG:HD2	2:B:97:THR:HG22	20	1.75
(1,37)	1:A:104:ARG:HD2	2:B:97:THR:HG23	20	1.75
(1,37)	1:A:104:ARG:HD2	2:B:97:THR:N	20	1.75
(1,37)	1:A:104:ARG:HD2	2:B:97:THR:O	20	1.75
(1,37)	1:A:104:ARG:HD2	2:B:97:THR:OG1	20	1.75
(1,37)	1:A:104:ARG:HD2	2:B:99:HIS:C	20	1.75
(1,37)	1:A:104:ARG:HD2	2:B:99:HIS:CA	20	1.75
(1,37)	1:A:104:ARG:HD2	2:B:99:HIS:CB	20	1.75
(1,37)	1:A:104:ARG:HD2	2:B:99:HIS:CD2	20	1.75
(1,37)	1:A:104:ARG:HD2	2:B:99:HIS:CE1	20	1.75
(1,37)	1:A:104:ARG:HD2	2:B:99:HIS:CG	20	1.75
(1,37)	1:A:104:ARG:HD2	2:B:99:HIS:H	20	1.75
(1,37)	1:A:104:ARG:HD2	2:B:99:HIS:HA	20	1.75
(1,37)	1:A:104:ARG:HD2	2:B:99:HIS:HB2	20	1.75
(1,37)	1:A:104:ARG:HD2	2:B:99:HIS:HB3	20	1.75
(1,37)	1:A:104:ARG:HD2	2:B:99:HIS:HD1	20	1.75
(1,37)	1:A:104:ARG:HD2	2:B:99:HIS:HD2	20	1.75

*Continued on next page...*

*Continued from previous page...*

Key	Atom-1	Atom-2	Model ID	Violation (Å)
(1,37)	1:A:104:ARG:HD2	2:B:99:HIS:HE1	20	1.75
(1,37)	1:A:104:ARG:HD2	2:B:99:HIS:HE2	20	1.75
(1,37)	1:A:104:ARG:HD2	2:B:99:HIS:N	20	1.75
(1,37)	1:A:104:ARG:HD2	2:B:99:HIS:ND1	20	1.75
(1,37)	1:A:104:ARG:HD2	2:B:99:HIS:NE2	20	1.75
(1,37)	1:A:104:ARG:HD2	2:B:99:HIS:O	20	1.75
(1,37)	1:A:104:ARG:HD2	2:B:101:VAL:C	20	1.75
(1,37)	1:A:104:ARG:HD2	2:B:101:VAL:CA	20	1.75
(1,37)	1:A:104:ARG:HD2	2:B:101:VAL:CB	20	1.75
(1,37)	1:A:104:ARG:HD2	2:B:101:VAL:CG1	20	1.75
(1,37)	1:A:104:ARG:HD2	2:B:101:VAL:CG2	20	1.75
(1,37)	1:A:104:ARG:HD2	2:B:101:VAL:H	20	1.75
(1,37)	1:A:104:ARG:HD2	2:B:101:VAL:HA	20	1.75
(1,37)	1:A:104:ARG:HD2	2:B:101:VAL:HB	20	1.75
(1,37)	1:A:104:ARG:HD2	2:B:101:VAL:HG11	20	1.75
(1,37)	1:A:104:ARG:HD2	2:B:101:VAL:HG12	20	1.75
(1,37)	1:A:104:ARG:HD2	2:B:101:VAL:HG13	20	1.75
(1,37)	1:A:104:ARG:HD2	2:B:101:VAL:HG21	20	1.75
(1,37)	1:A:104:ARG:HD2	2:B:101:VAL:HG22	20	1.75
(1,37)	1:A:104:ARG:HD2	2:B:101:VAL:HG23	20	1.75
(1,37)	1:A:104:ARG:HD2	2:B:101:VAL:N	20	1.75
(1,37)	1:A:104:ARG:HD2	2:B:101:VAL:O	20	1.75
(1,37)	1:A:104:ARG:HD3	2:B:75:ILE:C	20	1.75
(1,37)	1:A:104:ARG:HD3	2:B:75:ILE:CA	20	1.75
(1,37)	1:A:104:ARG:HD3	2:B:75:ILE:CB	20	1.75
(1,37)	1:A:104:ARG:HD3	2:B:75:ILE:CD1	20	1.75
(1,37)	1:A:104:ARG:HD3	2:B:75:ILE:CG1	20	1.75
(1,37)	1:A:104:ARG:HD3	2:B:75:ILE:CG2	20	1.75
(1,37)	1:A:104:ARG:HD3	2:B:75:ILE:H	20	1.75
(1,37)	1:A:104:ARG:HD3	2:B:75:ILE:HA	20	1.75
(1,37)	1:A:104:ARG:HD3	2:B:75:ILE:HB	20	1.75
(1,37)	1:A:104:ARG:HD3	2:B:75:ILE:HD11	20	1.75
(1,37)	1:A:104:ARG:HD3	2:B:75:ILE:HD12	20	1.75
(1,37)	1:A:104:ARG:HD3	2:B:75:ILE:HD13	20	1.75
(1,37)	1:A:104:ARG:HD3	2:B:75:ILE:HG12	20	1.75
(1,37)	1:A:104:ARG:HD3	2:B:75:ILE:HG13	20	1.75
(1,37)	1:A:104:ARG:HD3	2:B:75:ILE:HG21	20	1.75
(1,37)	1:A:104:ARG:HD3	2:B:75:ILE:HG22	20	1.75
(1,37)	1:A:104:ARG:HD3	2:B:75:ILE:HG23	20	1.75
(1,37)	1:A:104:ARG:HD3	2:B:75:ILE:N	20	1.75
(1,37)	1:A:104:ARG:HD3	2:B:75:ILE:O	20	1.75
(1,37)	1:A:104:ARG:HD3	2:B:77:ALA:C	20	1.75

*Continued on next page...*

*Continued from previous page...*

Key	Atom-1	Atom-2	Model ID	Violation (Å)
(1,37)	1:A:104:ARG:HD3	2:B:77:ALA:CA	20	1.75
(1,37)	1:A:104:ARG:HD3	2:B:77:ALA:CB	20	1.75
(1,37)	1:A:104:ARG:HD3	2:B:77:ALA:H	20	1.75
(1,37)	1:A:104:ARG:HD3	2:B:77:ALA:HA	20	1.75
(1,37)	1:A:104:ARG:HD3	2:B:77:ALA:HB1	20	1.75
(1,37)	1:A:104:ARG:HD3	2:B:77:ALA:HB2	20	1.75
(1,37)	1:A:104:ARG:HD3	2:B:77:ALA:HB3	20	1.75
(1,37)	1:A:104:ARG:HD3	2:B:77:ALA:N	20	1.75
(1,37)	1:A:104:ARG:HD3	2:B:77:ALA:O	20	1.75
(1,37)	1:A:104:ARG:HD3	2:B:78:GLY:C	20	1.75
(1,37)	1:A:104:ARG:HD3	2:B:78:GLY:CA	20	1.75
(1,37)	1:A:104:ARG:HD3	2:B:78:GLY:H	20	1.75
(1,37)	1:A:104:ARG:HD3	2:B:78:GLY:HA2	20	1.75
(1,37)	1:A:104:ARG:HD3	2:B:78:GLY:HA3	20	1.75
(1,37)	1:A:104:ARG:HD3	2:B:78:GLY:N	20	1.75
(1,37)	1:A:104:ARG:HD3	2:B:78:GLY:O	20	1.75
(1,37)	1:A:104:ARG:HD3	2:B:79:LYS:C	20	1.75
(1,37)	1:A:104:ARG:HD3	2:B:79:LYS:CA	20	1.75
(1,37)	1:A:104:ARG:HD3	2:B:79:LYS:CB	20	1.75
(1,37)	1:A:104:ARG:HD3	2:B:79:LYS:CD	20	1.75
(1,37)	1:A:104:ARG:HD3	2:B:79:LYS:CE	20	1.75
(1,37)	1:A:104:ARG:HD3	2:B:79:LYS:CG	20	1.75
(1,37)	1:A:104:ARG:HD3	2:B:79:LYS:H	20	1.75
(1,37)	1:A:104:ARG:HD3	2:B:79:LYS:HA	20	1.75
(1,37)	1:A:104:ARG:HD3	2:B:79:LYS:HB2	20	1.75
(1,37)	1:A:104:ARG:HD3	2:B:79:LYS:HB3	20	1.75
(1,37)	1:A:104:ARG:HD3	2:B:79:LYS:HD2	20	1.75
(1,37)	1:A:104:ARG:HD3	2:B:79:LYS:HD3	20	1.75
(1,37)	1:A:104:ARG:HD3	2:B:79:LYS:HE2	20	1.75
(1,37)	1:A:104:ARG:HD3	2:B:79:LYS:HE3	20	1.75
(1,37)	1:A:104:ARG:HD3	2:B:79:LYS:HG2	20	1.75
(1,37)	1:A:104:ARG:HD3	2:B:79:LYS:HG3	20	1.75
(1,37)	1:A:104:ARG:HD3	2:B:79:LYS:HZ1	20	1.75
(1,37)	1:A:104:ARG:HD3	2:B:79:LYS:HZ2	20	1.75
(1,37)	1:A:104:ARG:HD3	2:B:79:LYS:HZ3	20	1.75
(1,37)	1:A:104:ARG:HD3	2:B:79:LYS:N	20	1.75
(1,37)	1:A:104:ARG:HD3	2:B:79:LYS:NZ	20	1.75
(1,37)	1:A:104:ARG:HD3	2:B:79:LYS:O	20	1.75
(1,37)	1:A:104:ARG:HD3	2:B:80:ILE:C	20	1.75
(1,37)	1:A:104:ARG:HD3	2:B:80:ILE:CA	20	1.75
(1,37)	1:A:104:ARG:HD3	2:B:80:ILE:CB	20	1.75
(1,37)	1:A:104:ARG:HD3	2:B:80:ILE:CD1	20	1.75

*Continued on next page...*



*Continued from previous page...*

Key	Atom-1	Atom-2	Model ID	Violation (Å)
(1,37)	1:A:104:ARG:HD3	2:B:80:ILE:CG1	20	1.75
(1,37)	1:A:104:ARG:HD3	2:B:80:ILE:CG2	20	1.75
(1,37)	1:A:104:ARG:HD3	2:B:80:ILE:H	20	1.75
(1,37)	1:A:104:ARG:HD3	2:B:80:ILE:HA	20	1.75
(1,37)	1:A:104:ARG:HD3	2:B:80:ILE:HB	20	1.75
(1,37)	1:A:104:ARG:HD3	2:B:80:ILE:HD11	20	1.75
(1,37)	1:A:104:ARG:HD3	2:B:80:ILE:HD12	20	1.75
(1,37)	1:A:104:ARG:HD3	2:B:80:ILE:HD13	20	1.75
(1,37)	1:A:104:ARG:HD3	2:B:80:ILE:HG12	20	1.75
(1,37)	1:A:104:ARG:HD3	2:B:80:ILE:HG13	20	1.75
(1,37)	1:A:104:ARG:HD3	2:B:80:ILE:HG21	20	1.75
(1,37)	1:A:104:ARG:HD3	2:B:80:ILE:HG22	20	1.75
(1,37)	1:A:104:ARG:HD3	2:B:80:ILE:HG23	20	1.75
(1,37)	1:A:104:ARG:HD3	2:B:80:ILE:N	20	1.75
(1,37)	1:A:104:ARG:HD3	2:B:80:ILE:O	20	1.75
(1,37)	1:A:104:ARG:HD3	2:B:84:GLN:C	20	1.75
(1,37)	1:A:104:ARG:HD3	2:B:84:GLN:CA	20	1.75
(1,37)	1:A:104:ARG:HD3	2:B:84:GLN:CB	20	1.75
(1,37)	1:A:104:ARG:HD3	2:B:84:GLN:CD	20	1.75
(1,37)	1:A:104:ARG:HD3	2:B:84:GLN:CG	20	1.75
(1,37)	1:A:104:ARG:HD3	2:B:84:GLN:H	20	1.75
(1,37)	1:A:104:ARG:HD3	2:B:84:GLN:HA	20	1.75
(1,37)	1:A:104:ARG:HD3	2:B:84:GLN:HB2	20	1.75
(1,37)	1:A:104:ARG:HD3	2:B:84:GLN:HB3	20	1.75
(1,37)	1:A:104:ARG:HD3	2:B:84:GLN:HE21	20	1.75
(1,37)	1:A:104:ARG:HD3	2:B:84:GLN:HE22	20	1.75
(1,37)	1:A:104:ARG:HD3	2:B:84:GLN:HG2	20	1.75
(1,37)	1:A:104:ARG:HD3	2:B:84:GLN:HG3	20	1.75
(1,37)	1:A:104:ARG:HD3	2:B:84:GLN:N	20	1.75
(1,37)	1:A:104:ARG:HD3	2:B:84:GLN:NE2	20	1.75
(1,37)	1:A:104:ARG:HD3	2:B:84:GLN:O	20	1.75
(1,37)	1:A:104:ARG:HD3	2:B:84:GLN:OE1	20	1.75
(1,37)	1:A:104:ARG:HD3	2:B:97:THR:C	20	1.75
(1,37)	1:A:104:ARG:HD3	2:B:97:THR:CA	20	1.75
(1,37)	1:A:104:ARG:HD3	2:B:97:THR:CB	20	1.75
(1,37)	1:A:104:ARG:HD3	2:B:97:THR:CG2	20	1.75
(1,37)	1:A:104:ARG:HD3	2:B:97:THR:H	20	1.75
(1,37)	1:A:104:ARG:HD3	2:B:97:THR:HA	20	1.75
(1,37)	1:A:104:ARG:HD3	2:B:97:THR:HB	20	1.75
(1,37)	1:A:104:ARG:HD3	2:B:97:THR:HG1	20	1.75
(1,37)	1:A:104:ARG:HD3	2:B:97:THR:HG21	20	1.75
(1,37)	1:A:104:ARG:HD3	2:B:97:THR:HG22	20	1.75

*Continued on next page...*

*Continued from previous page...*

Key	Atom-1	Atom-2	Model ID	Violation (Å)
(1,37)	1:A:104:ARG:HD3	2:B:97:THR:HG23	20	1.75
(1,37)	1:A:104:ARG:HD3	2:B:97:THR:N	20	1.75
(1,37)	1:A:104:ARG:HD3	2:B:97:THR:O	20	1.75
(1,37)	1:A:104:ARG:HD3	2:B:97:THR:OG1	20	1.75
(1,37)	1:A:104:ARG:HD3	2:B:99:HIS:C	20	1.75
(1,37)	1:A:104:ARG:HD3	2:B:99:HIS:CA	20	1.75
(1,37)	1:A:104:ARG:HD3	2:B:99:HIS:CB	20	1.75
(1,37)	1:A:104:ARG:HD3	2:B:99:HIS:CD2	20	1.75
(1,37)	1:A:104:ARG:HD3	2:B:99:HIS:CE1	20	1.75
(1,37)	1:A:104:ARG:HD3	2:B:99:HIS:CG	20	1.75
(1,37)	1:A:104:ARG:HD3	2:B:99:HIS:H	20	1.75
(1,37)	1:A:104:ARG:HD3	2:B:99:HIS:HA	20	1.75
(1,37)	1:A:104:ARG:HD3	2:B:99:HIS:HB2	20	1.75
(1,37)	1:A:104:ARG:HD3	2:B:99:HIS:HB3	20	1.75
(1,37)	1:A:104:ARG:HD3	2:B:99:HIS:HD1	20	1.75
(1,37)	1:A:104:ARG:HD3	2:B:99:HIS:HD2	20	1.75
(1,37)	1:A:104:ARG:HD3	2:B:99:HIS:HE1	20	1.75
(1,37)	1:A:104:ARG:HD3	2:B:99:HIS:HE2	20	1.75
(1,37)	1:A:104:ARG:HD3	2:B:99:HIS:N	20	1.75
(1,37)	1:A:104:ARG:HD3	2:B:99:HIS:ND1	20	1.75
(1,37)	1:A:104:ARG:HD3	2:B:99:HIS:NE2	20	1.75
(1,37)	1:A:104:ARG:HD3	2:B:99:HIS:O	20	1.75
(1,37)	1:A:104:ARG:HD3	2:B:101:VAL:C	20	1.75
(1,37)	1:A:104:ARG:HD3	2:B:101:VAL:CA	20	1.75
(1,37)	1:A:104:ARG:HD3	2:B:101:VAL:CB	20	1.75
(1,37)	1:A:104:ARG:HD3	2:B:101:VAL:CG1	20	1.75
(1,37)	1:A:104:ARG:HD3	2:B:101:VAL:CG2	20	1.75
(1,37)	1:A:104:ARG:HD3	2:B:101:VAL:H	20	1.75
(1,37)	1:A:104:ARG:HD3	2:B:101:VAL:HA	20	1.75
(1,37)	1:A:104:ARG:HD3	2:B:101:VAL:HB	20	1.75
(1,37)	1:A:104:ARG:HD3	2:B:101:VAL:HG11	20	1.75
(1,37)	1:A:104:ARG:HD3	2:B:101:VAL:HG12	20	1.75
(1,37)	1:A:104:ARG:HD3	2:B:101:VAL:HG13	20	1.75
(1,37)	1:A:104:ARG:HD3	2:B:101:VAL:HG21	20	1.75
(1,37)	1:A:104:ARG:HD3	2:B:101:VAL:HG22	20	1.75
(1,37)	1:A:104:ARG:HD3	2:B:101:VAL:HG23	20	1.75
(1,37)	1:A:104:ARG:HD3	2:B:101:VAL:N	20	1.75
(1,37)	1:A:104:ARG:HD3	2:B:101:VAL:O	20	1.75
(1,37)	1:A:104:ARG:HE	2:B:75:ILE:C	20	1.75
(1,37)	1:A:104:ARG:HE	2:B:75:ILE:CA	20	1.75
(1,37)	1:A:104:ARG:HE	2:B:75:ILE:CB	20	1.75
(1,37)	1:A:104:ARG:HE	2:B:75:ILE:CD1	20	1.75

*Continued on next page...*

*Continued from previous page...*

Key	Atom-1	Atom-2	Model ID	Violation (Å)
(1,37)	1:A:104:ARG:HE	2:B:75:ILE:CG1	20	1.75
(1,37)	1:A:104:ARG:HE	2:B:75:ILE:CG2	20	1.75
(1,37)	1:A:104:ARG:HE	2:B:75:ILE:H	20	1.75
(1,37)	1:A:104:ARG:HE	2:B:75:ILE:HA	20	1.75
(1,37)	1:A:104:ARG:HE	2:B:75:ILE:HB	20	1.75
(1,37)	1:A:104:ARG:HE	2:B:75:ILE:HD11	20	1.75
(1,37)	1:A:104:ARG:HE	2:B:75:ILE:HD12	20	1.75
(1,37)	1:A:104:ARG:HE	2:B:75:ILE:HD13	20	1.75
(1,37)	1:A:104:ARG:HE	2:B:75:ILE:HG12	20	1.75
(1,37)	1:A:104:ARG:HE	2:B:75:ILE:HG13	20	1.75
(1,37)	1:A:104:ARG:HE	2:B:75:ILE:HG21	20	1.75
(1,37)	1:A:104:ARG:HE	2:B:75:ILE:HG22	20	1.75
(1,37)	1:A:104:ARG:HE	2:B:75:ILE:HG23	20	1.75
(1,37)	1:A:104:ARG:HE	2:B:75:ILE:N	20	1.75
(1,37)	1:A:104:ARG:HE	2:B:75:ILE:O	20	1.75
(1,37)	1:A:104:ARG:HE	2:B:77:ALA:C	20	1.75
(1,37)	1:A:104:ARG:HE	2:B:77:ALA:CA	20	1.75
(1,37)	1:A:104:ARG:HE	2:B:77:ALA:CB	20	1.75
(1,37)	1:A:104:ARG:HE	2:B:77:ALA:H	20	1.75
(1,37)	1:A:104:ARG:HE	2:B:77:ALA:HA	20	1.75
(1,37)	1:A:104:ARG:HE	2:B:77:ALA:HB1	20	1.75
(1,37)	1:A:104:ARG:HE	2:B:77:ALA:HB2	20	1.75
(1,37)	1:A:104:ARG:HE	2:B:77:ALA:HB3	20	1.75
(1,37)	1:A:104:ARG:HE	2:B:77:ALA:N	20	1.75
(1,37)	1:A:104:ARG:HE	2:B:77:ALA:O	20	1.75
(1,37)	1:A:104:ARG:HE	2:B:78:GLY:C	20	1.75
(1,37)	1:A:104:ARG:HE	2:B:78:GLY:CA	20	1.75
(1,37)	1:A:104:ARG:HE	2:B:78:GLY:H	20	1.75
(1,37)	1:A:104:ARG:HE	2:B:78:GLY:HA2	20	1.75
(1,37)	1:A:104:ARG:HE	2:B:78:GLY:HA3	20	1.75
(1,37)	1:A:104:ARG:HE	2:B:78:GLY:N	20	1.75
(1,37)	1:A:104:ARG:HE	2:B:78:GLY:O	20	1.75
(1,37)	1:A:104:ARG:HE	2:B:79:LYS:C	20	1.75
(1,37)	1:A:104:ARG:HE	2:B:79:LYS:CA	20	1.75
(1,37)	1:A:104:ARG:HE	2:B:79:LYS:CB	20	1.75
(1,37)	1:A:104:ARG:HE	2:B:79:LYS:CD	20	1.75
(1,37)	1:A:104:ARG:HE	2:B:79:LYS:CE	20	1.75
(1,37)	1:A:104:ARG:HE	2:B:79:LYS:CG	20	1.75
(1,37)	1:A:104:ARG:HE	2:B:79:LYS:H	20	1.75
(1,37)	1:A:104:ARG:HE	2:B:79:LYS:HA	20	1.75
(1,37)	1:A:104:ARG:HE	2:B:79:LYS:HB2	20	1.75
(1,37)	1:A:104:ARG:HE	2:B:79:LYS:HB3	20	1.75

*Continued on next page...*

*Continued from previous page...*

Key	Atom-1	Atom-2	Model ID	Violation (Å)
(1,37)	1:A:104:ARG:HE	2:B:79:LYS:HD2	20	1.75
(1,37)	1:A:104:ARG:HE	2:B:79:LYS:HD3	20	1.75
(1,37)	1:A:104:ARG:HE	2:B:79:LYS:HE2	20	1.75
(1,37)	1:A:104:ARG:HE	2:B:79:LYS:HE3	20	1.75
(1,37)	1:A:104:ARG:HE	2:B:79:LYS:HG2	20	1.75
(1,37)	1:A:104:ARG:HE	2:B:79:LYS:HG3	20	1.75
(1,37)	1:A:104:ARG:HE	2:B:79:LYS:HZ1	20	1.75
(1,37)	1:A:104:ARG:HE	2:B:79:LYS:HZ2	20	1.75
(1,37)	1:A:104:ARG:HE	2:B:79:LYS:HZ3	20	1.75
(1,37)	1:A:104:ARG:HE	2:B:79:LYS:N	20	1.75
(1,37)	1:A:104:ARG:HE	2:B:79:LYS:NZ	20	1.75
(1,37)	1:A:104:ARG:HE	2:B:79:LYS:O	20	1.75
(1,37)	1:A:104:ARG:HE	2:B:80:ILE:C	20	1.75
(1,37)	1:A:104:ARG:HE	2:B:80:ILE:CA	20	1.75
(1,37)	1:A:104:ARG:HE	2:B:80:ILE:CB	20	1.75
(1,37)	1:A:104:ARG:HE	2:B:80:ILE:CD1	20	1.75
(1,37)	1:A:104:ARG:HE	2:B:80:ILE:CG1	20	1.75
(1,37)	1:A:104:ARG:HE	2:B:80:ILE:CG2	20	1.75
(1,37)	1:A:104:ARG:HE	2:B:80:ILE:H	20	1.75
(1,37)	1:A:104:ARG:HE	2:B:80:ILE:HA	20	1.75
(1,37)	1:A:104:ARG:HE	2:B:80:ILE:HB	20	1.75
(1,37)	1:A:104:ARG:HE	2:B:80:ILE:HD11	20	1.75
(1,37)	1:A:104:ARG:HE	2:B:80:ILE:HD12	20	1.75
(1,37)	1:A:104:ARG:HE	2:B:80:ILE:HD13	20	1.75
(1,37)	1:A:104:ARG:HE	2:B:80:ILE:HG12	20	1.75
(1,37)	1:A:104:ARG:HE	2:B:80:ILE:HG13	20	1.75
(1,37)	1:A:104:ARG:HE	2:B:80:ILE:HG21	20	1.75
(1,37)	1:A:104:ARG:HE	2:B:80:ILE:HG22	20	1.75
(1,37)	1:A:104:ARG:HE	2:B:80:ILE:HG23	20	1.75
(1,37)	1:A:104:ARG:HE	2:B:80:ILE:N	20	1.75
(1,37)	1:A:104:ARG:HE	2:B:80:ILE:O	20	1.75
(1,37)	1:A:104:ARG:HE	2:B:84:GLN:C	20	1.75
(1,37)	1:A:104:ARG:HE	2:B:84:GLN:CA	20	1.75
(1,37)	1:A:104:ARG:HE	2:B:84:GLN:CB	20	1.75
(1,37)	1:A:104:ARG:HE	2:B:84:GLN:CD	20	1.75
(1,37)	1:A:104:ARG:HE	2:B:84:GLN:CG	20	1.75
(1,37)	1:A:104:ARG:HE	2:B:84:GLN:H	20	1.75
(1,37)	1:A:104:ARG:HE	2:B:84:GLN:HA	20	1.75
(1,37)	1:A:104:ARG:HE	2:B:84:GLN:HB2	20	1.75
(1,37)	1:A:104:ARG:HE	2:B:84:GLN:HB3	20	1.75
(1,37)	1:A:104:ARG:HE	2:B:84:GLN:HE21	20	1.75
(1,37)	1:A:104:ARG:HE	2:B:84:GLN:HE22	20	1.75

*Continued on next page...*

*Continued from previous page...*

Key	Atom-1	Atom-2	Model ID	Violation (Å)
(1,37)	1:A:104:ARG:HE	2:B:84:GLN:HG2	20	1.75
(1,37)	1:A:104:ARG:HE	2:B:84:GLN:HG3	20	1.75
(1,37)	1:A:104:ARG:HE	2:B:84:GLN:N	20	1.75
(1,37)	1:A:104:ARG:HE	2:B:84:GLN:NE2	20	1.75
(1,37)	1:A:104:ARG:HE	2:B:84:GLN:O	20	1.75
(1,37)	1:A:104:ARG:HE	2:B:84:GLN:OE1	20	1.75
(1,37)	1:A:104:ARG:HE	2:B:97:THR:C	20	1.75
(1,37)	1:A:104:ARG:HE	2:B:97:THR:CA	20	1.75
(1,37)	1:A:104:ARG:HE	2:B:97:THR:CB	20	1.75
(1,37)	1:A:104:ARG:HE	2:B:97:THR:CG2	20	1.75
(1,37)	1:A:104:ARG:HE	2:B:97:THR:H	20	1.75
(1,37)	1:A:104:ARG:HE	2:B:97:THR:HA	20	1.75
(1,37)	1:A:104:ARG:HE	2:B:97:THR:HB	20	1.75
(1,37)	1:A:104:ARG:HE	2:B:97:THR:HG1	20	1.75
(1,37)	1:A:104:ARG:HE	2:B:97:THR:HG21	20	1.75
(1,37)	1:A:104:ARG:HE	2:B:97:THR:HG22	20	1.75
(1,37)	1:A:104:ARG:HE	2:B:97:THR:HG23	20	1.75
(1,37)	1:A:104:ARG:HE	2:B:97:THR:N	20	1.75
(1,37)	1:A:104:ARG:HE	2:B:97:THR:O	20	1.75
(1,37)	1:A:104:ARG:HE	2:B:97:THR:OG1	20	1.75
(1,37)	1:A:104:ARG:HE	2:B:99:HIS:C	20	1.75
(1,37)	1:A:104:ARG:HE	2:B:99:HIS:CA	20	1.75
(1,37)	1:A:104:ARG:HE	2:B:99:HIS:CB	20	1.75
(1,37)	1:A:104:ARG:HE	2:B:99:HIS:CD2	20	1.75
(1,37)	1:A:104:ARG:HE	2:B:99:HIS:CE1	20	1.75
(1,37)	1:A:104:ARG:HE	2:B:99:HIS:CG	20	1.75
(1,37)	1:A:104:ARG:HE	2:B:99:HIS:H	20	1.75
(1,37)	1:A:104:ARG:HE	2:B:99:HIS:HA	20	1.75
(1,37)	1:A:104:ARG:HE	2:B:99:HIS:HB2	20	1.75
(1,37)	1:A:104:ARG:HE	2:B:99:HIS:HB3	20	1.75
(1,37)	1:A:104:ARG:HE	2:B:99:HIS:HD1	20	1.75
(1,37)	1:A:104:ARG:HE	2:B:99:HIS:HD2	20	1.75
(1,37)	1:A:104:ARG:HE	2:B:99:HIS:HE1	20	1.75
(1,37)	1:A:104:ARG:HE	2:B:99:HIS:HE2	20	1.75
(1,37)	1:A:104:ARG:HE	2:B:99:HIS:N	20	1.75
(1,37)	1:A:104:ARG:HE	2:B:99:HIS:ND1	20	1.75
(1,37)	1:A:104:ARG:HE	2:B:99:HIS:NE2	20	1.75
(1,37)	1:A:104:ARG:HE	2:B:99:HIS:O	20	1.75
(1,37)	1:A:104:ARG:HE	2:B:101:VAL:C	20	1.75
(1,37)	1:A:104:ARG:HE	2:B:101:VAL:CA	20	1.75
(1,37)	1:A:104:ARG:HE	2:B:101:VAL:CB	20	1.75
(1,37)	1:A:104:ARG:HE	2:B:101:VAL:CG1	20	1.75

*Continued on next page...*

*Continued from previous page...*

Key	Atom-1	Atom-2	Model ID	Violation (Å)
(1,37)	1:A:104:ARG:HE	2:B:101:VAL:CG2	20	1.75
(1,37)	1:A:104:ARG:HE	2:B:101:VAL:H	20	1.75
(1,37)	1:A:104:ARG:HE	2:B:101:VAL:HA	20	1.75
(1,37)	1:A:104:ARG:HE	2:B:101:VAL:HB	20	1.75
(1,37)	1:A:104:ARG:HE	2:B:101:VAL:HG11	20	1.75
(1,37)	1:A:104:ARG:HE	2:B:101:VAL:HG12	20	1.75
(1,37)	1:A:104:ARG:HE	2:B:101:VAL:HG13	20	1.75
(1,37)	1:A:104:ARG:HE	2:B:101:VAL:HG21	20	1.75
(1,37)	1:A:104:ARG:HE	2:B:101:VAL:HG22	20	1.75
(1,37)	1:A:104:ARG:HE	2:B:101:VAL:HG23	20	1.75
(1,37)	1:A:104:ARG:HE	2:B:101:VAL:N	20	1.75
(1,37)	1:A:104:ARG:HE	2:B:101:VAL:O	20	1.75
(1,37)	1:A:104:ARG:HG2	2:B:75:ILE:C	20	1.75
(1,37)	1:A:104:ARG:HG2	2:B:75:ILE:CA	20	1.75
(1,37)	1:A:104:ARG:HG2	2:B:75:ILE:CB	20	1.75
(1,37)	1:A:104:ARG:HG2	2:B:75:ILE:CD1	20	1.75
(1,37)	1:A:104:ARG:HG2	2:B:75:ILE:CG1	20	1.75
(1,37)	1:A:104:ARG:HG2	2:B:75:ILE:CG2	20	1.75
(1,37)	1:A:104:ARG:HG2	2:B:75:ILE:H	20	1.75
(1,37)	1:A:104:ARG:HG2	2:B:75:ILE:HA	20	1.75
(1,37)	1:A:104:ARG:HG2	2:B:75:ILE:HB	20	1.75
(1,37)	1:A:104:ARG:HG2	2:B:75:ILE:HD11	20	1.75
(1,37)	1:A:104:ARG:HG2	2:B:75:ILE:HD12	20	1.75
(1,37)	1:A:104:ARG:HG2	2:B:75:ILE:HD13	20	1.75
(1,37)	1:A:104:ARG:HG2	2:B:75:ILE:HG12	20	1.75
(1,37)	1:A:104:ARG:HG2	2:B:75:ILE:HG13	20	1.75
(1,37)	1:A:104:ARG:HG2	2:B:75:ILE:HG21	20	1.75
(1,37)	1:A:104:ARG:HG2	2:B:75:ILE:HG22	20	1.75
(1,37)	1:A:104:ARG:HG2	2:B:75:ILE:HG23	20	1.75
(1,37)	1:A:104:ARG:HG2	2:B:75:ILE:N	20	1.75
(1,37)	1:A:104:ARG:HG2	2:B:75:ILE:O	20	1.75
(1,37)	1:A:104:ARG:HG2	2:B:77:ALA:C	20	1.75
(1,37)	1:A:104:ARG:HG2	2:B:77:ALA:CA	20	1.75
(1,37)	1:A:104:ARG:HG2	2:B:77:ALA:CB	20	1.75
(1,37)	1:A:104:ARG:HG2	2:B:77:ALA:H	20	1.75
(1,37)	1:A:104:ARG:HG2	2:B:77:ALA:HA	20	1.75
(1,37)	1:A:104:ARG:HG2	2:B:77:ALA:HB1	20	1.75
(1,37)	1:A:104:ARG:HG2	2:B:77:ALA:HB2	20	1.75
(1,37)	1:A:104:ARG:HG2	2:B:77:ALA:HB3	20	1.75
(1,37)	1:A:104:ARG:HG2	2:B:77:ALA:N	20	1.75
(1,37)	1:A:104:ARG:HG2	2:B:77:ALA:O	20	1.75
(1,37)	1:A:104:ARG:HG2	2:B:78:GLY:C	20	1.75

*Continued on next page...*

*Continued from previous page...*

Key	Atom-1	Atom-2	Model ID	Violation (Å)
(1,37)	1:A:104:ARG:HG2	2:B:78:GLY:CA	20	1.75
(1,37)	1:A:104:ARG:HG2	2:B:78:GLY:H	20	1.75
(1,37)	1:A:104:ARG:HG2	2:B:78:GLY:HA2	20	1.75
(1,37)	1:A:104:ARG:HG2	2:B:78:GLY:HA3	20	1.75
(1,37)	1:A:104:ARG:HG2	2:B:78:GLY:N	20	1.75
(1,37)	1:A:104:ARG:HG2	2:B:78:GLY:O	20	1.75
(1,37)	1:A:104:ARG:HG2	2:B:79:LYS:C	20	1.75
(1,37)	1:A:104:ARG:HG2	2:B:79:LYS:CA	20	1.75
(1,37)	1:A:104:ARG:HG2	2:B:79:LYS:CB	20	1.75
(1,37)	1:A:104:ARG:HG2	2:B:79:LYS:CD	20	1.75
(1,37)	1:A:104:ARG:HG2	2:B:79:LYS:CE	20	1.75
(1,37)	1:A:104:ARG:HG2	2:B:79:LYS:CG	20	1.75
(1,37)	1:A:104:ARG:HG2	2:B:79:LYS:H	20	1.75
(1,37)	1:A:104:ARG:HG2	2:B:79:LYS:HA	20	1.75
(1,37)	1:A:104:ARG:HG2	2:B:79:LYS:HB2	20	1.75
(1,37)	1:A:104:ARG:HG2	2:B:79:LYS:HB3	20	1.75
(1,37)	1:A:104:ARG:HG2	2:B:79:LYS:HD2	20	1.75
(1,37)	1:A:104:ARG:HG2	2:B:79:LYS:HD3	20	1.75
(1,37)	1:A:104:ARG:HG2	2:B:79:LYS:HE2	20	1.75
(1,37)	1:A:104:ARG:HG2	2:B:79:LYS:HE3	20	1.75
(1,37)	1:A:104:ARG:HG2	2:B:79:LYS:HG2	20	1.75
(1,37)	1:A:104:ARG:HG2	2:B:79:LYS:HG3	20	1.75
(1,37)	1:A:104:ARG:HG2	2:B:79:LYS:HZ1	20	1.75
(1,37)	1:A:104:ARG:HG2	2:B:79:LYS:HZ2	20	1.75
(1,37)	1:A:104:ARG:HG2	2:B:79:LYS:HZ3	20	1.75
(1,37)	1:A:104:ARG:HG2	2:B:79:LYS:N	20	1.75
(1,37)	1:A:104:ARG:HG2	2:B:79:LYS:NZ	20	1.75
(1,37)	1:A:104:ARG:HG2	2:B:79:LYS:O	20	1.75
(1,37)	1:A:104:ARG:HG2	2:B:80:ILE:C	20	1.75
(1,37)	1:A:104:ARG:HG2	2:B:80:ILE:CA	20	1.75
(1,37)	1:A:104:ARG:HG2	2:B:80:ILE:CB	20	1.75
(1,37)	1:A:104:ARG:HG2	2:B:80:ILE:CD1	20	1.75
(1,37)	1:A:104:ARG:HG2	2:B:80:ILE:CG1	20	1.75
(1,37)	1:A:104:ARG:HG2	2:B:80:ILE:CG2	20	1.75
(1,37)	1:A:104:ARG:HG2	2:B:80:ILE:H	20	1.75
(1,37)	1:A:104:ARG:HG2	2:B:80:ILE:HA	20	1.75
(1,37)	1:A:104:ARG:HG2	2:B:80:ILE:HB	20	1.75
(1,37)	1:A:104:ARG:HG2	2:B:80:ILE:HD11	20	1.75
(1,37)	1:A:104:ARG:HG2	2:B:80:ILE:HD12	20	1.75
(1,37)	1:A:104:ARG:HG2	2:B:80:ILE:HD13	20	1.75
(1,37)	1:A:104:ARG:HG2	2:B:80:ILE:HG12	20	1.75
(1,37)	1:A:104:ARG:HG2	2:B:80:ILE:HG13	20	1.75

*Continued on next page...*

*Continued from previous page...*

Key	Atom-1	Atom-2	Model ID	Violation (Å)
(1,37)	1:A:104:ARG:HG2	2:B:80:ILE:HG21	20	1.75
(1,37)	1:A:104:ARG:HG2	2:B:80:ILE:HG22	20	1.75
(1,37)	1:A:104:ARG:HG2	2:B:80:ILE:HG23	20	1.75
(1,37)	1:A:104:ARG:HG2	2:B:80:ILE:N	20	1.75
(1,37)	1:A:104:ARG:HG2	2:B:80:ILE:O	20	1.75
(1,37)	1:A:104:ARG:HG2	2:B:84:GLN:C	20	1.75
(1,37)	1:A:104:ARG:HG2	2:B:84:GLN:CA	20	1.75
(1,37)	1:A:104:ARG:HG2	2:B:84:GLN:CB	20	1.75
(1,37)	1:A:104:ARG:HG2	2:B:84:GLN:CD	20	1.75
(1,37)	1:A:104:ARG:HG2	2:B:84:GLN:CG	20	1.75
(1,37)	1:A:104:ARG:HG2	2:B:84:GLN:H	20	1.75
(1,37)	1:A:104:ARG:HG2	2:B:84:GLN:HA	20	1.75
(1,37)	1:A:104:ARG:HG2	2:B:84:GLN:HB2	20	1.75
(1,37)	1:A:104:ARG:HG2	2:B:84:GLN:HB3	20	1.75
(1,37)	1:A:104:ARG:HG2	2:B:84:GLN:HE21	20	1.75
(1,37)	1:A:104:ARG:HG2	2:B:84:GLN:HE22	20	1.75
(1,37)	1:A:104:ARG:HG2	2:B:84:GLN:HG2	20	1.75
(1,37)	1:A:104:ARG:HG2	2:B:84:GLN:HG3	20	1.75
(1,37)	1:A:104:ARG:HG2	2:B:84:GLN:N	20	1.75
(1,37)	1:A:104:ARG:HG2	2:B:84:GLN:NE2	20	1.75
(1,37)	1:A:104:ARG:HG2	2:B:84:GLN:O	20	1.75
(1,37)	1:A:104:ARG:HG2	2:B:84:GLN:OE1	20	1.75
(1,37)	1:A:104:ARG:HG2	2:B:97:THR:C	20	1.75
(1,37)	1:A:104:ARG:HG2	2:B:97:THR:CA	20	1.75
(1,37)	1:A:104:ARG:HG2	2:B:97:THR:CB	20	1.75
(1,37)	1:A:104:ARG:HG2	2:B:97:THR:CG2	20	1.75
(1,37)	1:A:104:ARG:HG2	2:B:97:THR:H	20	1.75
(1,37)	1:A:104:ARG:HG2	2:B:97:THR:HA	20	1.75
(1,37)	1:A:104:ARG:HG2	2:B:97:THR:HB	20	1.75
(1,37)	1:A:104:ARG:HG2	2:B:97:THR:HG1	20	1.75
(1,37)	1:A:104:ARG:HG2	2:B:97:THR:HG21	20	1.75
(1,37)	1:A:104:ARG:HG2	2:B:97:THR:HG22	20	1.75
(1,37)	1:A:104:ARG:HG2	2:B:97:THR:HG23	20	1.75
(1,37)	1:A:104:ARG:HG2	2:B:97:THR:N	20	1.75
(1,37)	1:A:104:ARG:HG2	2:B:97:THR:O	20	1.75
(1,37)	1:A:104:ARG:HG2	2:B:97:THR:OG1	20	1.75
(1,37)	1:A:104:ARG:HG2	2:B:99:HIS:C	20	1.75
(1,37)	1:A:104:ARG:HG2	2:B:99:HIS:CA	20	1.75
(1,37)	1:A:104:ARG:HG2	2:B:99:HIS:CB	20	1.75
(1,37)	1:A:104:ARG:HG2	2:B:99:HIS:CD2	20	1.75
(1,37)	1:A:104:ARG:HG2	2:B:99:HIS:CE1	20	1.75
(1,37)	1:A:104:ARG:HG2	2:B:99:HIS:CG	20	1.75

*Continued on next page...*



*Continued from previous page...*

Key	Atom-1	Atom-2	Model ID	Violation (Å)
(1,37)	1:A:104:ARG:HG2	2:B:99:HIS:H	20	1.75
(1,37)	1:A:104:ARG:HG2	2:B:99:HIS:HA	20	1.75
(1,37)	1:A:104:ARG:HG2	2:B:99:HIS:HB2	20	1.75
(1,37)	1:A:104:ARG:HG2	2:B:99:HIS:HB3	20	1.75
(1,37)	1:A:104:ARG:HG2	2:B:99:HIS:HD1	20	1.75
(1,37)	1:A:104:ARG:HG2	2:B:99:HIS:HD2	20	1.75
(1,37)	1:A:104:ARG:HG2	2:B:99:HIS:HE1	20	1.75
(1,37)	1:A:104:ARG:HG2	2:B:99:HIS:HE2	20	1.75
(1,37)	1:A:104:ARG:HG2	2:B:99:HIS:N	20	1.75
(1,37)	1:A:104:ARG:HG2	2:B:99:HIS:ND1	20	1.75
(1,37)	1:A:104:ARG:HG2	2:B:99:HIS:NE2	20	1.75
(1,37)	1:A:104:ARG:HG2	2:B:99:HIS:O	20	1.75
(1,37)	1:A:104:ARG:HG2	2:B:101:VAL:C	20	1.75
(1,37)	1:A:104:ARG:HG2	2:B:101:VAL:CA	20	1.75
(1,37)	1:A:104:ARG:HG2	2:B:101:VAL:CB	20	1.75
(1,37)	1:A:104:ARG:HG2	2:B:101:VAL:CG1	20	1.75
(1,37)	1:A:104:ARG:HG2	2:B:101:VAL:CG2	20	1.75
(1,37)	1:A:104:ARG:HG2	2:B:101:VAL:H	20	1.75
(1,37)	1:A:104:ARG:HG2	2:B:101:VAL:HA	20	1.75
(1,37)	1:A:104:ARG:HG2	2:B:101:VAL:HB	20	1.75
(1,37)	1:A:104:ARG:HG2	2:B:101:VAL:HG11	20	1.75
(1,37)	1:A:104:ARG:HG2	2:B:101:VAL:HG12	20	1.75
(1,37)	1:A:104:ARG:HG2	2:B:101:VAL:HG13	20	1.75
(1,37)	1:A:104:ARG:HG2	2:B:101:VAL:HG21	20	1.75
(1,37)	1:A:104:ARG:HG2	2:B:101:VAL:HG22	20	1.75
(1,37)	1:A:104:ARG:HG2	2:B:101:VAL:HG23	20	1.75
(1,37)	1:A:104:ARG:HG2	2:B:101:VAL:N	20	1.75
(1,37)	1:A:104:ARG:HG2	2:B:101:VAL:O	20	1.75
(1,37)	1:A:104:ARG:HG3	2:B:75:ILE:C	20	1.75
(1,37)	1:A:104:ARG:HG3	2:B:75:ILE:CA	20	1.75
(1,37)	1:A:104:ARG:HG3	2:B:75:ILE:CB	20	1.75
(1,37)	1:A:104:ARG:HG3	2:B:75:ILE:CD1	20	1.75
(1,37)	1:A:104:ARG:HG3	2:B:75:ILE:CG1	20	1.75
(1,37)	1:A:104:ARG:HG3	2:B:75:ILE:CG2	20	1.75
(1,37)	1:A:104:ARG:HG3	2:B:75:ILE:H	20	1.75
(1,37)	1:A:104:ARG:HG3	2:B:75:ILE:HA	20	1.75
(1,37)	1:A:104:ARG:HG3	2:B:75:ILE:HB	20	1.75
(1,37)	1:A:104:ARG:HG3	2:B:75:ILE:HD11	20	1.75
(1,37)	1:A:104:ARG:HG3	2:B:75:ILE:HD12	20	1.75
(1,37)	1:A:104:ARG:HG3	2:B:75:ILE:HD13	20	1.75
(1,37)	1:A:104:ARG:HG3	2:B:75:ILE:HG12	20	1.75
(1,37)	1:A:104:ARG:HG3	2:B:75:ILE:HG13	20	1.75

*Continued on next page...*

*Continued from previous page...*

Key	Atom-1	Atom-2	Model ID	Violation (Å)
(1,37)	1:A:104:ARG:HG3	2:B:75:ILE:HG21	20	1.75
(1,37)	1:A:104:ARG:HG3	2:B:75:ILE:HG22	20	1.75
(1,37)	1:A:104:ARG:HG3	2:B:75:ILE:HG23	20	1.75
(1,37)	1:A:104:ARG:HG3	2:B:75:ILE:N	20	1.75
(1,37)	1:A:104:ARG:HG3	2:B:75:ILE:O	20	1.75
(1,37)	1:A:104:ARG:HG3	2:B:77:ALA:C	20	1.75
(1,37)	1:A:104:ARG:HG3	2:B:77:ALA:CA	20	1.75
(1,37)	1:A:104:ARG:HG3	2:B:77:ALA:CB	20	1.75
(1,37)	1:A:104:ARG:HG3	2:B:77:ALA:H	20	1.75
(1,37)	1:A:104:ARG:HG3	2:B:77:ALA:HA	20	1.75
(1,37)	1:A:104:ARG:HG3	2:B:77:ALA:HB1	20	1.75
(1,37)	1:A:104:ARG:HG3	2:B:77:ALA:HB2	20	1.75
(1,37)	1:A:104:ARG:HG3	2:B:77:ALA:HB3	20	1.75
(1,37)	1:A:104:ARG:HG3	2:B:77:ALA:N	20	1.75
(1,37)	1:A:104:ARG:HG3	2:B:77:ALA:O	20	1.75
(1,37)	1:A:104:ARG:HG3	2:B:78:GLY:C	20	1.75
(1,37)	1:A:104:ARG:HG3	2:B:78:GLY:CA	20	1.75
(1,37)	1:A:104:ARG:HG3	2:B:78:GLY:H	20	1.75
(1,37)	1:A:104:ARG:HG3	2:B:78:GLY:HA2	20	1.75
(1,37)	1:A:104:ARG:HG3	2:B:78:GLY:HA3	20	1.75
(1,37)	1:A:104:ARG:HG3	2:B:78:GLY:N	20	1.75
(1,37)	1:A:104:ARG:HG3	2:B:78:GLY:O	20	1.75
(1,37)	1:A:104:ARG:HG3	2:B:79:LYS:C	20	1.75
(1,37)	1:A:104:ARG:HG3	2:B:79:LYS:CA	20	1.75
(1,37)	1:A:104:ARG:HG3	2:B:79:LYS:CB	20	1.75
(1,37)	1:A:104:ARG:HG3	2:B:79:LYS:CD	20	1.75
(1,37)	1:A:104:ARG:HG3	2:B:79:LYS:CE	20	1.75
(1,37)	1:A:104:ARG:HG3	2:B:79:LYS:CG	20	1.75
(1,37)	1:A:104:ARG:HG3	2:B:79:LYS:H	20	1.75
(1,37)	1:A:104:ARG:HG3	2:B:79:LYS:HA	20	1.75
(1,37)	1:A:104:ARG:HG3	2:B:79:LYS:HB2	20	1.75
(1,37)	1:A:104:ARG:HG3	2:B:79:LYS:HB3	20	1.75
(1,37)	1:A:104:ARG:HG3	2:B:79:LYS:HD2	20	1.75
(1,37)	1:A:104:ARG:HG3	2:B:79:LYS:HD3	20	1.75
(1,37)	1:A:104:ARG:HG3	2:B:79:LYS:HE2	20	1.75
(1,37)	1:A:104:ARG:HG3	2:B:79:LYS:HE3	20	1.75
(1,37)	1:A:104:ARG:HG3	2:B:79:LYS:HG2	20	1.75
(1,37)	1:A:104:ARG:HG3	2:B:79:LYS:HG3	20	1.75
(1,37)	1:A:104:ARG:HG3	2:B:79:LYS:HZ1	20	1.75
(1,37)	1:A:104:ARG:HG3	2:B:79:LYS:HZ2	20	1.75
(1,37)	1:A:104:ARG:HG3	2:B:79:LYS:HZ3	20	1.75
(1,37)	1:A:104:ARG:HG3	2:B:79:LYS:N	20	1.75

*Continued on next page...*

*Continued from previous page...*

Key	Atom-1	Atom-2	Model ID	Violation (Å)
(1,37)	1:A:104:ARG:HG3	2:B:79:LYS:NZ	20	1.75
(1,37)	1:A:104:ARG:HG3	2:B:79:LYS:O	20	1.75
(1,37)	1:A:104:ARG:HG3	2:B:80:ILE:C	20	1.75
(1,37)	1:A:104:ARG:HG3	2:B:80:ILE:CA	20	1.75
(1,37)	1:A:104:ARG:HG3	2:B:80:ILE:CB	20	1.75
(1,37)	1:A:104:ARG:HG3	2:B:80:ILE:CD1	20	1.75
(1,37)	1:A:104:ARG:HG3	2:B:80:ILE:CG1	20	1.75
(1,37)	1:A:104:ARG:HG3	2:B:80:ILE:CG2	20	1.75
(1,37)	1:A:104:ARG:HG3	2:B:80:ILE:H	20	1.75
(1,37)	1:A:104:ARG:HG3	2:B:80:ILE:HA	20	1.75
(1,37)	1:A:104:ARG:HG3	2:B:80:ILE:HB	20	1.75
(1,37)	1:A:104:ARG:HG3	2:B:80:ILE:HD11	20	1.75
(1,37)	1:A:104:ARG:HG3	2:B:80:ILE:HD12	20	1.75
(1,37)	1:A:104:ARG:HG3	2:B:80:ILE:HD13	20	1.75
(1,37)	1:A:104:ARG:HG3	2:B:80:ILE:HG12	20	1.75
(1,37)	1:A:104:ARG:HG3	2:B:80:ILE:HG13	20	1.75
(1,37)	1:A:104:ARG:HG3	2:B:80:ILE:HG21	20	1.75
(1,37)	1:A:104:ARG:HG3	2:B:80:ILE:HG22	20	1.75
(1,37)	1:A:104:ARG:HG3	2:B:80:ILE:HG23	20	1.75
(1,37)	1:A:104:ARG:HG3	2:B:80:ILE:N	20	1.75
(1,37)	1:A:104:ARG:HG3	2:B:80:ILE:O	20	1.75
(1,37)	1:A:104:ARG:HG3	2:B:84:GLN:C	20	1.75
(1,37)	1:A:104:ARG:HG3	2:B:84:GLN:CA	20	1.75
(1,37)	1:A:104:ARG:HG3	2:B:84:GLN:CB	20	1.75
(1,37)	1:A:104:ARG:HG3	2:B:84:GLN:CD	20	1.75
(1,37)	1:A:104:ARG:HG3	2:B:84:GLN:CG	20	1.75
(1,37)	1:A:104:ARG:HG3	2:B:84:GLN:H	20	1.75
(1,37)	1:A:104:ARG:HG3	2:B:84:GLN:HA	20	1.75
(1,37)	1:A:104:ARG:HG3	2:B:84:GLN:HB2	20	1.75
(1,37)	1:A:104:ARG:HG3	2:B:84:GLN:HB3	20	1.75
(1,37)	1:A:104:ARG:HG3	2:B:84:GLN:HE21	20	1.75
(1,37)	1:A:104:ARG:HG3	2:B:84:GLN:HE22	20	1.75
(1,37)	1:A:104:ARG:HG3	2:B:84:GLN:HG2	20	1.75
(1,37)	1:A:104:ARG:HG3	2:B:84:GLN:HG3	20	1.75
(1,37)	1:A:104:ARG:HG3	2:B:84:GLN:N	20	1.75
(1,37)	1:A:104:ARG:HG3	2:B:84:GLN:NE2	20	1.75
(1,37)	1:A:104:ARG:HG3	2:B:84:GLN:O	20	1.75
(1,37)	1:A:104:ARG:HG3	2:B:84:GLN:OE1	20	1.75
(1,37)	1:A:104:ARG:HG3	2:B:97:THR:C	20	1.75
(1,37)	1:A:104:ARG:HG3	2:B:97:THR:CA	20	1.75
(1,37)	1:A:104:ARG:HG3	2:B:97:THR:CB	20	1.75
(1,37)	1:A:104:ARG:HG3	2:B:97:THR:CG2	20	1.75

*Continued on next page...*

*Continued from previous page...*

Key	Atom-1	Atom-2	Model ID	Violation (Å)
(1,37)	1:A:104:ARG:HG3	2:B:97:THR:H	20	1.75
(1,37)	1:A:104:ARG:HG3	2:B:97:THR:HA	20	1.75
(1,37)	1:A:104:ARG:HG3	2:B:97:THR:HB	20	1.75
(1,37)	1:A:104:ARG:HG3	2:B:97:THR:HG1	20	1.75
(1,37)	1:A:104:ARG:HG3	2:B:97:THR:HG21	20	1.75
(1,37)	1:A:104:ARG:HG3	2:B:97:THR:HG22	20	1.75
(1,37)	1:A:104:ARG:HG3	2:B:97:THR:HG23	20	1.75
(1,37)	1:A:104:ARG:HG3	2:B:97:THR:N	20	1.75
(1,37)	1:A:104:ARG:HG3	2:B:97:THR:O	20	1.75
(1,37)	1:A:104:ARG:HG3	2:B:97:THR:OG1	20	1.75
(1,37)	1:A:104:ARG:HG3	2:B:99:HIS:C	20	1.75
(1,37)	1:A:104:ARG:HG3	2:B:99:HIS:CA	20	1.75
(1,37)	1:A:104:ARG:HG3	2:B:99:HIS:CB	20	1.75
(1,37)	1:A:104:ARG:HG3	2:B:99:HIS:CD2	20	1.75
(1,37)	1:A:104:ARG:HG3	2:B:99:HIS:CE1	20	1.75
(1,37)	1:A:104:ARG:HG3	2:B:99:HIS:CG	20	1.75
(1,37)	1:A:104:ARG:HG3	2:B:99:HIS:H	20	1.75
(1,37)	1:A:104:ARG:HG3	2:B:99:HIS:HA	20	1.75
(1,37)	1:A:104:ARG:HG3	2:B:99:HIS:HB2	20	1.75
(1,37)	1:A:104:ARG:HG3	2:B:99:HIS:HB3	20	1.75
(1,37)	1:A:104:ARG:HG3	2:B:99:HIS:HD1	20	1.75
(1,37)	1:A:104:ARG:HG3	2:B:99:HIS:HD2	20	1.75
(1,37)	1:A:104:ARG:HG3	2:B:99:HIS:HE1	20	1.75
(1,37)	1:A:104:ARG:HG3	2:B:99:HIS:HE2	20	1.75
(1,37)	1:A:104:ARG:HG3	2:B:99:HIS:N	20	1.75
(1,37)	1:A:104:ARG:HG3	2:B:99:HIS:ND1	20	1.75
(1,37)	1:A:104:ARG:HG3	2:B:99:HIS:NE2	20	1.75
(1,37)	1:A:104:ARG:HG3	2:B:99:HIS:O	20	1.75
(1,37)	1:A:104:ARG:HG3	2:B:101:VAL:C	20	1.75
(1,37)	1:A:104:ARG:HG3	2:B:101:VAL:CA	20	1.75
(1,37)	1:A:104:ARG:HG3	2:B:101:VAL:CB	20	1.75
(1,37)	1:A:104:ARG:HG3	2:B:101:VAL:CG1	20	1.75
(1,37)	1:A:104:ARG:HG3	2:B:101:VAL:CG2	20	1.75
(1,37)	1:A:104:ARG:HG3	2:B:101:VAL:H	20	1.75
(1,37)	1:A:104:ARG:HG3	2:B:101:VAL:HA	20	1.75
(1,37)	1:A:104:ARG:HG3	2:B:101:VAL:HB	20	1.75
(1,37)	1:A:104:ARG:HG3	2:B:101:VAL:HG11	20	1.75
(1,37)	1:A:104:ARG:HG3	2:B:101:VAL:HG12	20	1.75
(1,37)	1:A:104:ARG:HG3	2:B:101:VAL:HG13	20	1.75
(1,37)	1:A:104:ARG:HG3	2:B:101:VAL:HG21	20	1.75
(1,37)	1:A:104:ARG:HG3	2:B:101:VAL:HG22	20	1.75
(1,37)	1:A:104:ARG:HG3	2:B:101:VAL:HG23	20	1.75

*Continued on next page...*

*Continued from previous page...*

Key	Atom-1	Atom-2	Model ID	Violation (Å)
(1,37)	1:A:104:ARG:HG3	2:B:101:VAL:N	20	1.75
(1,37)	1:A:104:ARG:HG3	2:B:101:VAL:O	20	1.75
(1,37)	1:A:104:ARG:HH11	2:B:75:ILE:C	20	1.75
(1,37)	1:A:104:ARG:HH11	2:B:75:ILE:CA	20	1.75
(1,37)	1:A:104:ARG:HH11	2:B:75:ILE:CB	20	1.75
(1,37)	1:A:104:ARG:HH11	2:B:75:ILE:CD1	20	1.75
(1,37)	1:A:104:ARG:HH11	2:B:75:ILE:CG1	20	1.75
(1,37)	1:A:104:ARG:HH11	2:B:75:ILE:CG2	20	1.75
(1,37)	1:A:104:ARG:HH11	2:B:75:ILE:H	20	1.75
(1,37)	1:A:104:ARG:HH11	2:B:75:ILE:HA	20	1.75
(1,37)	1:A:104:ARG:HH11	2:B:75:ILE:HB	20	1.75
(1,37)	1:A:104:ARG:HH11	2:B:75:ILE:HD11	20	1.75
(1,37)	1:A:104:ARG:HH11	2:B:75:ILE:HD12	20	1.75
(1,37)	1:A:104:ARG:HH11	2:B:75:ILE:HD13	20	1.75
(1,37)	1:A:104:ARG:HH11	2:B:75:ILE:HG12	20	1.75
(1,37)	1:A:104:ARG:HH11	2:B:75:ILE:HG13	20	1.75
(1,37)	1:A:104:ARG:HH11	2:B:75:ILE:HG21	20	1.75
(1,37)	1:A:104:ARG:HH11	2:B:75:ILE:HG22	20	1.75
(1,37)	1:A:104:ARG:HH11	2:B:75:ILE:HG23	20	1.75
(1,37)	1:A:104:ARG:HH11	2:B:75:ILE:N	20	1.75
(1,37)	1:A:104:ARG:HH11	2:B:75:ILE:O	20	1.75
(1,37)	1:A:104:ARG:HH11	2:B:77:ALA:C	20	1.75
(1,37)	1:A:104:ARG:HH11	2:B:77:ALA:CA	20	1.75
(1,37)	1:A:104:ARG:HH11	2:B:77:ALA:CB	20	1.75
(1,37)	1:A:104:ARG:HH11	2:B:77:ALA:H	20	1.75
(1,37)	1:A:104:ARG:HH11	2:B:77:ALA:HA	20	1.75
(1,37)	1:A:104:ARG:HH11	2:B:77:ALA:HB1	20	1.75
(1,37)	1:A:104:ARG:HH11	2:B:77:ALA:HB2	20	1.75
(1,37)	1:A:104:ARG:HH11	2:B:77:ALA:HB3	20	1.75
(1,37)	1:A:104:ARG:HH11	2:B:77:ALA:N	20	1.75
(1,37)	1:A:104:ARG:HH11	2:B:77:ALA:O	20	1.75
(1,37)	1:A:104:ARG:HH11	2:B:78:GLY:C	20	1.75
(1,37)	1:A:104:ARG:HH11	2:B:78:GLY:CA	20	1.75
(1,37)	1:A:104:ARG:HH11	2:B:78:GLY:H	20	1.75
(1,37)	1:A:104:ARG:HH11	2:B:78:GLY:HA2	20	1.75
(1,37)	1:A:104:ARG:HH11	2:B:78:GLY:HA3	20	1.75
(1,37)	1:A:104:ARG:HH11	2:B:78:GLY:N	20	1.75
(1,37)	1:A:104:ARG:HH11	2:B:78:GLY:O	20	1.75
(1,37)	1:A:104:ARG:HH11	2:B:79:LYS:C	20	1.75
(1,37)	1:A:104:ARG:HH11	2:B:79:LYS:CA	20	1.75
(1,37)	1:A:104:ARG:HH11	2:B:79:LYS:CB	20	1.75
(1,37)	1:A:104:ARG:HH11	2:B:79:LYS:CD	20	1.75

*Continued on next page...*

*Continued from previous page...*

Key	Atom-1	Atom-2	Model ID	Violation (Å)
(1,37)	1:A:104:ARG:HH11	2:B:79:LYS:CE	20	1.75
(1,37)	1:A:104:ARG:HH11	2:B:79:LYS:CG	20	1.75
(1,37)	1:A:104:ARG:HH11	2:B:79:LYS:H	20	1.75
(1,37)	1:A:104:ARG:HH11	2:B:79:LYS:HA	20	1.75
(1,37)	1:A:104:ARG:HH11	2:B:79:LYS:HB2	20	1.75
(1,37)	1:A:104:ARG:HH11	2:B:79:LYS:HB3	20	1.75
(1,37)	1:A:104:ARG:HH11	2:B:79:LYS:HD2	20	1.75
(1,37)	1:A:104:ARG:HH11	2:B:79:LYS:HD3	20	1.75
(1,37)	1:A:104:ARG:HH11	2:B:79:LYS:HE2	20	1.75
(1,37)	1:A:104:ARG:HH11	2:B:79:LYS:HE3	20	1.75
(1,37)	1:A:104:ARG:HH11	2:B:79:LYS:HG2	20	1.75
(1,37)	1:A:104:ARG:HH11	2:B:79:LYS:HG3	20	1.75
(1,37)	1:A:104:ARG:HH11	2:B:79:LYS:HZ1	20	1.75
(1,37)	1:A:104:ARG:HH11	2:B:79:LYS:HZ2	20	1.75
(1,37)	1:A:104:ARG:HH11	2:B:79:LYS:HZ3	20	1.75
(1,37)	1:A:104:ARG:HH11	2:B:79:LYS:N	20	1.75
(1,37)	1:A:104:ARG:HH11	2:B:79:LYS:NZ	20	1.75
(1,37)	1:A:104:ARG:HH11	2:B:79:LYS:O	20	1.75
(1,37)	1:A:104:ARG:HH11	2:B:80:ILE:C	20	1.75
(1,37)	1:A:104:ARG:HH11	2:B:80:ILE:CA	20	1.75
(1,37)	1:A:104:ARG:HH11	2:B:80:ILE:CB	20	1.75
(1,37)	1:A:104:ARG:HH11	2:B:80:ILE:CD1	20	1.75
(1,37)	1:A:104:ARG:HH11	2:B:80:ILE:CG1	20	1.75
(1,37)	1:A:104:ARG:HH11	2:B:80:ILE:CG2	20	1.75
(1,37)	1:A:104:ARG:HH11	2:B:80:ILE:H	20	1.75
(1,37)	1:A:104:ARG:HH11	2:B:80:ILE:HA	20	1.75
(1,37)	1:A:104:ARG:HH11	2:B:80:ILE:HB	20	1.75
(1,37)	1:A:104:ARG:HH11	2:B:80:ILE:HD11	20	1.75
(1,37)	1:A:104:ARG:HH11	2:B:80:ILE:HD12	20	1.75
(1,37)	1:A:104:ARG:HH11	2:B:80:ILE:HD13	20	1.75
(1,37)	1:A:104:ARG:HH11	2:B:80:ILE:HG12	20	1.75
(1,37)	1:A:104:ARG:HH11	2:B:80:ILE:HG13	20	1.75
(1,37)	1:A:104:ARG:HH11	2:B:80:ILE:HG21	20	1.75
(1,37)	1:A:104:ARG:HH11	2:B:80:ILE:HG22	20	1.75
(1,37)	1:A:104:ARG:HH11	2:B:80:ILE:HG23	20	1.75
(1,37)	1:A:104:ARG:HH11	2:B:80:ILE:N	20	1.75
(1,37)	1:A:104:ARG:HH11	2:B:80:ILE:O	20	1.75
(1,37)	1:A:104:ARG:HH11	2:B:84:GLN:C	20	1.75
(1,37)	1:A:104:ARG:HH11	2:B:84:GLN:CA	20	1.75
(1,37)	1:A:104:ARG:HH11	2:B:84:GLN:CB	20	1.75
(1,37)	1:A:104:ARG:HH11	2:B:84:GLN:CD	20	1.75
(1,37)	1:A:104:ARG:HH11	2:B:84:GLN:CG	20	1.75

*Continued on next page...*

*Continued from previous page...*

Key	Atom-1	Atom-2	Model ID	Violation (Å)
(1,37)	1:A:104:ARG:HH11	2:B:84:GLN:H	20	1.75
(1,37)	1:A:104:ARG:HH11	2:B:84:GLN:HA	20	1.75
(1,37)	1:A:104:ARG:HH11	2:B:84:GLN:HB2	20	1.75
(1,37)	1:A:104:ARG:HH11	2:B:84:GLN:HB3	20	1.75
(1,37)	1:A:104:ARG:HH11	2:B:84:GLN:HE21	20	1.75
(1,37)	1:A:104:ARG:HH11	2:B:84:GLN:HE22	20	1.75
(1,37)	1:A:104:ARG:HH11	2:B:84:GLN:HG2	20	1.75
(1,37)	1:A:104:ARG:HH11	2:B:84:GLN:HG3	20	1.75
(1,37)	1:A:104:ARG:HH11	2:B:84:GLN:N	20	1.75
(1,37)	1:A:104:ARG:HH11	2:B:84:GLN:NE2	20	1.75
(1,37)	1:A:104:ARG:HH11	2:B:84:GLN:O	20	1.75
(1,37)	1:A:104:ARG:HH11	2:B:84:GLN:OE1	20	1.75
(1,37)	1:A:104:ARG:HH11	2:B:97:THR:C	20	1.75
(1,37)	1:A:104:ARG:HH11	2:B:97:THR:CA	20	1.75
(1,37)	1:A:104:ARG:HH11	2:B:97:THR:CB	20	1.75
(1,37)	1:A:104:ARG:HH11	2:B:97:THR:CG2	20	1.75
(1,37)	1:A:104:ARG:HH11	2:B:97:THR:H	20	1.75
(1,37)	1:A:104:ARG:HH11	2:B:97:THR:HA	20	1.75
(1,37)	1:A:104:ARG:HH11	2:B:97:THR:HB	20	1.75
(1,37)	1:A:104:ARG:HH11	2:B:97:THR:HG1	20	1.75
(1,37)	1:A:104:ARG:HH11	2:B:97:THR:HG21	20	1.75
(1,37)	1:A:104:ARG:HH11	2:B:97:THR:HG22	20	1.75
(1,37)	1:A:104:ARG:HH11	2:B:97:THR:HG23	20	1.75
(1,37)	1:A:104:ARG:HH11	2:B:97:THR:N	20	1.75
(1,37)	1:A:104:ARG:HH11	2:B:97:THR:O	20	1.75
(1,37)	1:A:104:ARG:HH11	2:B:97:THR:OG1	20	1.75
(1,37)	1:A:104:ARG:HH11	2:B:99:HIS:C	20	1.75
(1,37)	1:A:104:ARG:HH11	2:B:99:HIS:CA	20	1.75
(1,37)	1:A:104:ARG:HH11	2:B:99:HIS:CB	20	1.75
(1,37)	1:A:104:ARG:HH11	2:B:99:HIS:CD2	20	1.75
(1,37)	1:A:104:ARG:HH11	2:B:99:HIS:CE1	20	1.75
(1,37)	1:A:104:ARG:HH11	2:B:99:HIS:CG	20	1.75
(1,37)	1:A:104:ARG:HH11	2:B:99:HIS:H	20	1.75
(1,37)	1:A:104:ARG:HH11	2:B:99:HIS:HA	20	1.75
(1,37)	1:A:104:ARG:HH11	2:B:99:HIS:HB2	20	1.75
(1,37)	1:A:104:ARG:HH11	2:B:99:HIS:HB3	20	1.75
(1,37)	1:A:104:ARG:HH11	2:B:99:HIS:HD1	20	1.75
(1,37)	1:A:104:ARG:HH11	2:B:99:HIS:HD2	20	1.75
(1,37)	1:A:104:ARG:HH11	2:B:99:HIS:HE1	20	1.75
(1,37)	1:A:104:ARG:HH11	2:B:99:HIS:HE2	20	1.75
(1,37)	1:A:104:ARG:HH11	2:B:99:HIS:N	20	1.75
(1,37)	1:A:104:ARG:HH11	2:B:99:HIS:ND1	20	1.75

*Continued on next page...*

*Continued from previous page...*

Key	Atom-1	Atom-2	Model ID	Violation (Å)
(1,37)	1:A:104:ARG:HH11	2:B:99:HIS:NE2	20	1.75
(1,37)	1:A:104:ARG:HH11	2:B:99:HIS:O	20	1.75
(1,37)	1:A:104:ARG:HH11	2:B:101:VAL:C	20	1.75
(1,37)	1:A:104:ARG:HH11	2:B:101:VAL:CA	20	1.75
(1,37)	1:A:104:ARG:HH11	2:B:101:VAL:CB	20	1.75
(1,37)	1:A:104:ARG:HH11	2:B:101:VAL:CG1	20	1.75
(1,37)	1:A:104:ARG:HH11	2:B:101:VAL:CG2	20	1.75
(1,37)	1:A:104:ARG:HH11	2:B:101:VAL:H	20	1.75
(1,37)	1:A:104:ARG:HH11	2:B:101:VAL:HA	20	1.75
(1,37)	1:A:104:ARG:HH11	2:B:101:VAL:HB	20	1.75
(1,37)	1:A:104:ARG:HH11	2:B:101:VAL:HG11	20	1.75
(1,37)	1:A:104:ARG:HH11	2:B:101:VAL:HG12	20	1.75
(1,37)	1:A:104:ARG:HH11	2:B:101:VAL:HG13	20	1.75
(1,37)	1:A:104:ARG:HH11	2:B:101:VAL:HG21	20	1.75
(1,37)	1:A:104:ARG:HH11	2:B:101:VAL:HG22	20	1.75
(1,37)	1:A:104:ARG:HH11	2:B:101:VAL:HG23	20	1.75
(1,37)	1:A:104:ARG:HH11	2:B:101:VAL:N	20	1.75
(1,37)	1:A:104:ARG:HH11	2:B:101:VAL:O	20	1.75
(1,37)	1:A:104:ARG:HH12	2:B:75:ILE:C	20	1.75
(1,37)	1:A:104:ARG:HH12	2:B:75:ILE:CA	20	1.75
(1,37)	1:A:104:ARG:HH12	2:B:75:ILE:CB	20	1.75
(1,37)	1:A:104:ARG:HH12	2:B:75:ILE:CD1	20	1.75
(1,37)	1:A:104:ARG:HH12	2:B:75:ILE:CG1	20	1.75
(1,37)	1:A:104:ARG:HH12	2:B:75:ILE:CG2	20	1.75
(1,37)	1:A:104:ARG:HH12	2:B:75:ILE:H	20	1.75
(1,37)	1:A:104:ARG:HH12	2:B:75:ILE:HA	20	1.75
(1,37)	1:A:104:ARG:HH12	2:B:75:ILE:HB	20	1.75
(1,37)	1:A:104:ARG:HH12	2:B:75:ILE:HD11	20	1.75
(1,37)	1:A:104:ARG:HH12	2:B:75:ILE:HD12	20	1.75
(1,37)	1:A:104:ARG:HH12	2:B:75:ILE:HD13	20	1.75
(1,37)	1:A:104:ARG:HH12	2:B:75:ILE:HG12	20	1.75
(1,37)	1:A:104:ARG:HH12	2:B:75:ILE:HG13	20	1.75
(1,37)	1:A:104:ARG:HH12	2:B:75:ILE:HG21	20	1.75
(1,37)	1:A:104:ARG:HH12	2:B:75:ILE:HG22	20	1.75
(1,37)	1:A:104:ARG:HH12	2:B:75:ILE:HG23	20	1.75
(1,37)	1:A:104:ARG:HH12	2:B:75:ILE:N	20	1.75
(1,37)	1:A:104:ARG:HH12	2:B:75:ILE:O	20	1.75
(1,37)	1:A:104:ARG:HH12	2:B:77:ALA:C	20	1.75
(1,37)	1:A:104:ARG:HH12	2:B:77:ALA:CA	20	1.75
(1,37)	1:A:104:ARG:HH12	2:B:77:ALA:CB	20	1.75
(1,37)	1:A:104:ARG:HH12	2:B:77:ALA:H	20	1.75
(1,37)	1:A:104:ARG:HH12	2:B:77:ALA:HA	20	1.75

*Continued on next page...*



*Continued from previous page...*

Key	Atom-1	Atom-2	Model ID	Violation (Å)
(1,37)	1:A:104:ARG:HH12	2:B:77:ALA:HB1	20	1.75
(1,37)	1:A:104:ARG:HH12	2:B:77:ALA:HB2	20	1.75
(1,37)	1:A:104:ARG:HH12	2:B:77:ALA:HB3	20	1.75
(1,37)	1:A:104:ARG:HH12	2:B:77:ALA:N	20	1.75
(1,37)	1:A:104:ARG:HH12	2:B:77:ALA:O	20	1.75
(1,37)	1:A:104:ARG:HH12	2:B:78:GLY:C	20	1.75
(1,37)	1:A:104:ARG:HH12	2:B:78:GLY:CA	20	1.75
(1,37)	1:A:104:ARG:HH12	2:B:78:GLY:H	20	1.75
(1,37)	1:A:104:ARG:HH12	2:B:78:GLY:HA2	20	1.75
(1,37)	1:A:104:ARG:HH12	2:B:78:GLY:HA3	20	1.75
(1,37)	1:A:104:ARG:HH12	2:B:78:GLY:N	20	1.75
(1,37)	1:A:104:ARG:HH12	2:B:78:GLY:O	20	1.75
(1,37)	1:A:104:ARG:HH12	2:B:79:LYS:C	20	1.75
(1,37)	1:A:104:ARG:HH12	2:B:79:LYS:CA	20	1.75
(1,37)	1:A:104:ARG:HH12	2:B:79:LYS:CB	20	1.75
(1,37)	1:A:104:ARG:HH12	2:B:79:LYS:CD	20	1.75
(1,37)	1:A:104:ARG:HH12	2:B:79:LYS:CE	20	1.75
(1,37)	1:A:104:ARG:HH12	2:B:79:LYS:CG	20	1.75
(1,37)	1:A:104:ARG:HH12	2:B:79:LYS:H	20	1.75
(1,37)	1:A:104:ARG:HH12	2:B:79:LYS:HA	20	1.75
(1,37)	1:A:104:ARG:HH12	2:B:79:LYS:HB2	20	1.75
(1,37)	1:A:104:ARG:HH12	2:B:79:LYS:HB3	20	1.75
(1,37)	1:A:104:ARG:HH12	2:B:79:LYS:HD2	20	1.75
(1,37)	1:A:104:ARG:HH12	2:B:79:LYS:HD3	20	1.75
(1,37)	1:A:104:ARG:HH12	2:B:79:LYS:HE2	20	1.75
(1,37)	1:A:104:ARG:HH12	2:B:79:LYS:HE3	20	1.75
(1,37)	1:A:104:ARG:HH12	2:B:79:LYS:HG2	20	1.75
(1,37)	1:A:104:ARG:HH12	2:B:79:LYS:HG3	20	1.75
(1,37)	1:A:104:ARG:HH12	2:B:79:LYS:HZ1	20	1.75
(1,37)	1:A:104:ARG:HH12	2:B:79:LYS:HZ2	20	1.75
(1,37)	1:A:104:ARG:HH12	2:B:79:LYS:HZ3	20	1.75
(1,37)	1:A:104:ARG:HH12	2:B:79:LYS:N	20	1.75
(1,37)	1:A:104:ARG:HH12	2:B:79:LYS:NZ	20	1.75
(1,37)	1:A:104:ARG:HH12	2:B:79:LYS:O	20	1.75
(1,37)	1:A:104:ARG:HH12	2:B:80:ILE:C	20	1.75
(1,37)	1:A:104:ARG:HH12	2:B:80:ILE:CA	20	1.75
(1,37)	1:A:104:ARG:HH12	2:B:80:ILE:CB	20	1.75
(1,37)	1:A:104:ARG:HH12	2:B:80:ILE:CD1	20	1.75
(1,37)	1:A:104:ARG:HH12	2:B:80:ILE:CG1	20	1.75
(1,37)	1:A:104:ARG:HH12	2:B:80:ILE:CG2	20	1.75
(1,37)	1:A:104:ARG:HH12	2:B:80:ILE:H	20	1.75
(1,37)	1:A:104:ARG:HH12	2:B:80:ILE:HA	20	1.75

*Continued on next page...*

*Continued from previous page...*

Key	Atom-1	Atom-2	Model ID	Violation (Å)
(1,37)	1:A:104:ARG:HH12	2:B:80:ILE:HB	20	1.75
(1,37)	1:A:104:ARG:HH12	2:B:80:ILE:HD11	20	1.75
(1,37)	1:A:104:ARG:HH12	2:B:80:ILE:HD12	20	1.75
(1,37)	1:A:104:ARG:HH12	2:B:80:ILE:HD13	20	1.75
(1,37)	1:A:104:ARG:HH12	2:B:80:ILE:HG12	20	1.75
(1,37)	1:A:104:ARG:HH12	2:B:80:ILE:HG13	20	1.75
(1,37)	1:A:104:ARG:HH12	2:B:80:ILE:HG21	20	1.75
(1,37)	1:A:104:ARG:HH12	2:B:80:ILE:HG22	20	1.75
(1,37)	1:A:104:ARG:HH12	2:B:80:ILE:HG23	20	1.75
(1,37)	1:A:104:ARG:HH12	2:B:80:ILE:N	20	1.75
(1,37)	1:A:104:ARG:HH12	2:B:80:ILE:O	20	1.75
(1,37)	1:A:104:ARG:HH12	2:B:84:GLN:C	20	1.75
(1,37)	1:A:104:ARG:HH12	2:B:84:GLN:CA	20	1.75
(1,37)	1:A:104:ARG:HH12	2:B:84:GLN:CB	20	1.75
(1,37)	1:A:104:ARG:HH12	2:B:84:GLN:CD	20	1.75
(1,37)	1:A:104:ARG:HH12	2:B:84:GLN:CG	20	1.75
(1,37)	1:A:104:ARG:HH12	2:B:84:GLN:H	20	1.75
(1,37)	1:A:104:ARG:HH12	2:B:84:GLN:HA	20	1.75
(1,37)	1:A:104:ARG:HH12	2:B:84:GLN:HB2	20	1.75
(1,37)	1:A:104:ARG:HH12	2:B:84:GLN:HB3	20	1.75
(1,37)	1:A:104:ARG:HH12	2:B:84:GLN:HE21	20	1.75
(1,37)	1:A:104:ARG:HH12	2:B:84:GLN:HE22	20	1.75
(1,37)	1:A:104:ARG:HH12	2:B:84:GLN:HG2	20	1.75
(1,37)	1:A:104:ARG:HH12	2:B:84:GLN:HG3	20	1.75
(1,37)	1:A:104:ARG:HH12	2:B:84:GLN:N	20	1.75
(1,37)	1:A:104:ARG:HH12	2:B:84:GLN:NE2	20	1.75
(1,37)	1:A:104:ARG:HH12	2:B:84:GLN:O	20	1.75
(1,37)	1:A:104:ARG:HH12	2:B:84:GLN:OE1	20	1.75
(1,37)	1:A:104:ARG:HH12	2:B:97:THR:C	20	1.75
(1,37)	1:A:104:ARG:HH12	2:B:97:THR:CA	20	1.75
(1,37)	1:A:104:ARG:HH12	2:B:97:THR:CB	20	1.75
(1,37)	1:A:104:ARG:HH12	2:B:97:THR:CG2	20	1.75
(1,37)	1:A:104:ARG:HH12	2:B:97:THR:H	20	1.75
(1,37)	1:A:104:ARG:HH12	2:B:97:THR:HA	20	1.75
(1,37)	1:A:104:ARG:HH12	2:B:97:THR:HB	20	1.75
(1,37)	1:A:104:ARG:HH12	2:B:97:THR:HG1	20	1.75
(1,37)	1:A:104:ARG:HH12	2:B:97:THR:HG21	20	1.75
(1,37)	1:A:104:ARG:HH12	2:B:97:THR:HG22	20	1.75
(1,37)	1:A:104:ARG:HH12	2:B:97:THR:HG23	20	1.75
(1,37)	1:A:104:ARG:HH12	2:B:97:THR:N	20	1.75
(1,37)	1:A:104:ARG:HH12	2:B:97:THR:O	20	1.75
(1,37)	1:A:104:ARG:HH12	2:B:97:THR:OG1	20	1.75

*Continued on next page...*

*Continued from previous page...*

Key	Atom-1	Atom-2	Model ID	Violation (Å)
(1,37)	1:A:104:ARG:HH12	2:B:99:HIS:C	20	1.75
(1,37)	1:A:104:ARG:HH12	2:B:99:HIS:CA	20	1.75
(1,37)	1:A:104:ARG:HH12	2:B:99:HIS:CB	20	1.75
(1,37)	1:A:104:ARG:HH12	2:B:99:HIS:CD2	20	1.75
(1,37)	1:A:104:ARG:HH12	2:B:99:HIS:CE1	20	1.75
(1,37)	1:A:104:ARG:HH12	2:B:99:HIS:CG	20	1.75
(1,37)	1:A:104:ARG:HH12	2:B:99:HIS:H	20	1.75
(1,37)	1:A:104:ARG:HH12	2:B:99:HIS:HA	20	1.75
(1,37)	1:A:104:ARG:HH12	2:B:99:HIS:HB2	20	1.75
(1,37)	1:A:104:ARG:HH12	2:B:99:HIS:HB3	20	1.75
(1,37)	1:A:104:ARG:HH12	2:B:99:HIS:HD1	20	1.75
(1,37)	1:A:104:ARG:HH12	2:B:99:HIS:HD2	20	1.75
(1,37)	1:A:104:ARG:HH12	2:B:99:HIS:HE1	20	1.75
(1,37)	1:A:104:ARG:HH12	2:B:99:HIS:HE2	20	1.75
(1,37)	1:A:104:ARG:HH12	2:B:99:HIS:N	20	1.75
(1,37)	1:A:104:ARG:HH12	2:B:99:HIS:ND1	20	1.75
(1,37)	1:A:104:ARG:HH12	2:B:99:HIS:NE2	20	1.75
(1,37)	1:A:104:ARG:HH12	2:B:99:HIS:O	20	1.75
(1,37)	1:A:104:ARG:HH12	2:B:101:VAL:C	20	1.75
(1,37)	1:A:104:ARG:HH12	2:B:101:VAL:CA	20	1.75
(1,37)	1:A:104:ARG:HH12	2:B:101:VAL:CB	20	1.75
(1,37)	1:A:104:ARG:HH12	2:B:101:VAL:CG1	20	1.75
(1,37)	1:A:104:ARG:HH12	2:B:101:VAL:CG2	20	1.75
(1,37)	1:A:104:ARG:HH12	2:B:101:VAL:H	20	1.75
(1,37)	1:A:104:ARG:HH12	2:B:101:VAL:HA	20	1.75
(1,37)	1:A:104:ARG:HH12	2:B:101:VAL:HB	20	1.75
(1,37)	1:A:104:ARG:HH12	2:B:101:VAL:HG11	20	1.75
(1,37)	1:A:104:ARG:HH12	2:B:101:VAL:HG12	20	1.75
(1,37)	1:A:104:ARG:HH12	2:B:101:VAL:HG13	20	1.75
(1,37)	1:A:104:ARG:HH12	2:B:101:VAL:HG21	20	1.75
(1,37)	1:A:104:ARG:HH12	2:B:101:VAL:HG22	20	1.75
(1,37)	1:A:104:ARG:HH12	2:B:101:VAL:HG23	20	1.75
(1,37)	1:A:104:ARG:HH12	2:B:101:VAL:N	20	1.75
(1,37)	1:A:104:ARG:HH12	2:B:101:VAL:O	20	1.75
(1,37)	1:A:104:ARG:HH21	2:B:75:ILE:C	20	1.75
(1,37)	1:A:104:ARG:HH21	2:B:75:ILE:CA	20	1.75
(1,37)	1:A:104:ARG:HH21	2:B:75:ILE:CB	20	1.75
(1,37)	1:A:104:ARG:HH21	2:B:75:ILE:CD1	20	1.75
(1,37)	1:A:104:ARG:HH21	2:B:75:ILE:CG1	20	1.75
(1,37)	1:A:104:ARG:HH21	2:B:75:ILE:CG2	20	1.75
(1,37)	1:A:104:ARG:HH21	2:B:75:ILE:H	20	1.75
(1,37)	1:A:104:ARG:HH21	2:B:75:ILE:HA	20	1.75

*Continued on next page...*

*Continued from previous page...*

Key	Atom-1	Atom-2	Model ID	Violation (Å)
(1,37)	1:A:104:ARG:HH21	2:B:75:ILE:HB	20	1.75
(1,37)	1:A:104:ARG:HH21	2:B:75:ILE:HD11	20	1.75
(1,37)	1:A:104:ARG:HH21	2:B:75:ILE:HD12	20	1.75
(1,37)	1:A:104:ARG:HH21	2:B:75:ILE:HD13	20	1.75
(1,37)	1:A:104:ARG:HH21	2:B:75:ILE:HG12	20	1.75
(1,37)	1:A:104:ARG:HH21	2:B:75:ILE:HG13	20	1.75
(1,37)	1:A:104:ARG:HH21	2:B:75:ILE:HG21	20	1.75
(1,37)	1:A:104:ARG:HH21	2:B:75:ILE:HG22	20	1.75
(1,37)	1:A:104:ARG:HH21	2:B:75:ILE:HG23	20	1.75
(1,37)	1:A:104:ARG:HH21	2:B:75:ILE:N	20	1.75
(1,37)	1:A:104:ARG:HH21	2:B:75:ILE:O	20	1.75
(1,37)	1:A:104:ARG:HH21	2:B:77:ALA:C	20	1.75
(1,37)	1:A:104:ARG:HH21	2:B:77:ALA:CA	20	1.75
(1,37)	1:A:104:ARG:HH21	2:B:77:ALA:CB	20	1.75
(1,37)	1:A:104:ARG:HH21	2:B:77:ALA:H	20	1.75
(1,37)	1:A:104:ARG:HH21	2:B:77:ALA:HA	20	1.75
(1,37)	1:A:104:ARG:HH21	2:B:77:ALA:HB1	20	1.75
(1,37)	1:A:104:ARG:HH21	2:B:77:ALA:HB2	20	1.75
(1,37)	1:A:104:ARG:HH21	2:B:77:ALA:HB3	20	1.75
(1,37)	1:A:104:ARG:HH21	2:B:77:ALA:N	20	1.75
(1,37)	1:A:104:ARG:HH21	2:B:77:ALA:O	20	1.75
(1,37)	1:A:104:ARG:HH21	2:B:78:GLY:C	20	1.75
(1,37)	1:A:104:ARG:HH21	2:B:78:GLY:CA	20	1.75
(1,37)	1:A:104:ARG:HH21	2:B:78:GLY:H	20	1.75
(1,37)	1:A:104:ARG:HH21	2:B:78:GLY:HA2	20	1.75
(1,37)	1:A:104:ARG:HH21	2:B:78:GLY:HA3	20	1.75
(1,37)	1:A:104:ARG:HH21	2:B:78:GLY:N	20	1.75
(1,37)	1:A:104:ARG:HH21	2:B:78:GLY:O	20	1.75
(1,37)	1:A:104:ARG:HH21	2:B:79:LYS:C	20	1.75
(1,37)	1:A:104:ARG:HH21	2:B:79:LYS:CA	20	1.75
(1,37)	1:A:104:ARG:HH21	2:B:79:LYS:CB	20	1.75
(1,37)	1:A:104:ARG:HH21	2:B:79:LYS:CD	20	1.75
(1,37)	1:A:104:ARG:HH21	2:B:79:LYS:CE	20	1.75
(1,37)	1:A:104:ARG:HH21	2:B:79:LYS:CG	20	1.75
(1,37)	1:A:104:ARG:HH21	2:B:79:LYS:H	20	1.75
(1,37)	1:A:104:ARG:HH21	2:B:79:LYS:HA	20	1.75
(1,37)	1:A:104:ARG:HH21	2:B:79:LYS:HB2	20	1.75
(1,37)	1:A:104:ARG:HH21	2:B:79:LYS:HB3	20	1.75
(1,37)	1:A:104:ARG:HH21	2:B:79:LYS:HD2	20	1.75
(1,37)	1:A:104:ARG:HH21	2:B:79:LYS:HD3	20	1.75
(1,37)	1:A:104:ARG:HH21	2:B:79:LYS:HE2	20	1.75
(1,37)	1:A:104:ARG:HH21	2:B:79:LYS:HE3	20	1.75

*Continued on next page...*

*Continued from previous page...*

Key	Atom-1	Atom-2	Model ID	Violation (Å)
(1,37)	1:A:104:ARG:HH21	2:B:79:LYS:HG2	20	1.75
(1,37)	1:A:104:ARG:HH21	2:B:79:LYS:HG3	20	1.75
(1,37)	1:A:104:ARG:HH21	2:B:79:LYS:HZ1	20	1.75
(1,37)	1:A:104:ARG:HH21	2:B:79:LYS:HZ2	20	1.75
(1,37)	1:A:104:ARG:HH21	2:B:79:LYS:HZ3	20	1.75
(1,37)	1:A:104:ARG:HH21	2:B:79:LYS:N	20	1.75
(1,37)	1:A:104:ARG:HH21	2:B:79:LYS:NZ	20	1.75
(1,37)	1:A:104:ARG:HH21	2:B:79:LYS:O	20	1.75
(1,37)	1:A:104:ARG:HH21	2:B:80:ILE:C	20	1.75
(1,37)	1:A:104:ARG:HH21	2:B:80:ILE:CA	20	1.75
(1,37)	1:A:104:ARG:HH21	2:B:80:ILE:CB	20	1.75
(1,37)	1:A:104:ARG:HH21	2:B:80:ILE:CD1	20	1.75
(1,37)	1:A:104:ARG:HH21	2:B:80:ILE:CG1	20	1.75
(1,37)	1:A:104:ARG:HH21	2:B:80:ILE:CG2	20	1.75
(1,37)	1:A:104:ARG:HH21	2:B:80:ILE:H	20	1.75
(1,37)	1:A:104:ARG:HH21	2:B:80:ILE:HA	20	1.75
(1,37)	1:A:104:ARG:HH21	2:B:80:ILE:HB	20	1.75
(1,37)	1:A:104:ARG:HH21	2:B:80:ILE:HD11	20	1.75
(1,37)	1:A:104:ARG:HH21	2:B:80:ILE:HD12	20	1.75
(1,37)	1:A:104:ARG:HH21	2:B:80:ILE:HD13	20	1.75
(1,37)	1:A:104:ARG:HH21	2:B:80:ILE:HG12	20	1.75
(1,37)	1:A:104:ARG:HH21	2:B:80:ILE:HG13	20	1.75
(1,37)	1:A:104:ARG:HH21	2:B:80:ILE:HG21	20	1.75
(1,37)	1:A:104:ARG:HH21	2:B:80:ILE:HG22	20	1.75
(1,37)	1:A:104:ARG:HH21	2:B:80:ILE:HG23	20	1.75
(1,37)	1:A:104:ARG:HH21	2:B:80:ILE:N	20	1.75
(1,37)	1:A:104:ARG:HH21	2:B:80:ILE:O	20	1.75
(1,37)	1:A:104:ARG:HH21	2:B:84:GLN:C	20	1.75
(1,37)	1:A:104:ARG:HH21	2:B:84:GLN:CA	20	1.75
(1,37)	1:A:104:ARG:HH21	2:B:84:GLN:CB	20	1.75
(1,37)	1:A:104:ARG:HH21	2:B:84:GLN:CD	20	1.75
(1,37)	1:A:104:ARG:HH21	2:B:84:GLN:CG	20	1.75
(1,37)	1:A:104:ARG:HH21	2:B:84:GLN:H	20	1.75
(1,37)	1:A:104:ARG:HH21	2:B:84:GLN:HA	20	1.75
(1,37)	1:A:104:ARG:HH21	2:B:84:GLN:HB2	20	1.75
(1,37)	1:A:104:ARG:HH21	2:B:84:GLN:HB3	20	1.75
(1,37)	1:A:104:ARG:HH21	2:B:84:GLN:HE21	20	1.75
(1,37)	1:A:104:ARG:HH21	2:B:84:GLN:HE22	20	1.75
(1,37)	1:A:104:ARG:HH21	2:B:84:GLN:HG2	20	1.75
(1,37)	1:A:104:ARG:HH21	2:B:84:GLN:HG3	20	1.75
(1,37)	1:A:104:ARG:HH21	2:B:84:GLN:N	20	1.75
(1,37)	1:A:104:ARG:HH21	2:B:84:GLN:NE2	20	1.75

*Continued on next page...*

*Continued from previous page...*

Key	Atom-1	Atom-2	Model ID	Violation (Å)
(1,37)	1:A:104:ARG:HH21	2:B:84:GLN:O	20	1.75
(1,37)	1:A:104:ARG:HH21	2:B:84:GLN:OE1	20	1.75
(1,37)	1:A:104:ARG:HH21	2:B:97:THR:C	20	1.75
(1,37)	1:A:104:ARG:HH21	2:B:97:THR:CA	20	1.75
(1,37)	1:A:104:ARG:HH21	2:B:97:THR:CB	20	1.75
(1,37)	1:A:104:ARG:HH21	2:B:97:THR:CG2	20	1.75
(1,37)	1:A:104:ARG:HH21	2:B:97:THR:H	20	1.75
(1,37)	1:A:104:ARG:HH21	2:B:97:THR:HA	20	1.75
(1,37)	1:A:104:ARG:HH21	2:B:97:THR:HB	20	1.75
(1,37)	1:A:104:ARG:HH21	2:B:97:THR:HG1	20	1.75
(1,37)	1:A:104:ARG:HH21	2:B:97:THR:HG21	20	1.75
(1,37)	1:A:104:ARG:HH21	2:B:97:THR:HG22	20	1.75
(1,37)	1:A:104:ARG:HH21	2:B:97:THR:HG23	20	1.75
(1,37)	1:A:104:ARG:HH21	2:B:97:THR:N	20	1.75
(1,37)	1:A:104:ARG:HH21	2:B:97:THR:O	20	1.75
(1,37)	1:A:104:ARG:HH21	2:B:97:THR:OG1	20	1.75
(1,37)	1:A:104:ARG:HH21	2:B:99:HIS:C	20	1.75
(1,37)	1:A:104:ARG:HH21	2:B:99:HIS:CA	20	1.75
(1,37)	1:A:104:ARG:HH21	2:B:99:HIS:CB	20	1.75
(1,37)	1:A:104:ARG:HH21	2:B:99:HIS:CD2	20	1.75
(1,37)	1:A:104:ARG:HH21	2:B:99:HIS:CE1	20	1.75
(1,37)	1:A:104:ARG:HH21	2:B:99:HIS:CG	20	1.75
(1,37)	1:A:104:ARG:HH21	2:B:99:HIS:H	20	1.75
(1,37)	1:A:104:ARG:HH21	2:B:99:HIS:HA	20	1.75
(1,37)	1:A:104:ARG:HH21	2:B:99:HIS:HB2	20	1.75
(1,37)	1:A:104:ARG:HH21	2:B:99:HIS:HB3	20	1.75
(1,37)	1:A:104:ARG:HH21	2:B:99:HIS:HD1	20	1.75
(1,37)	1:A:104:ARG:HH21	2:B:99:HIS:HD2	20	1.75
(1,37)	1:A:104:ARG:HH21	2:B:99:HIS:HE1	20	1.75
(1,37)	1:A:104:ARG:HH21	2:B:99:HIS:HE2	20	1.75
(1,37)	1:A:104:ARG:HH21	2:B:99:HIS:N	20	1.75
(1,37)	1:A:104:ARG:HH21	2:B:99:HIS:ND1	20	1.75
(1,37)	1:A:104:ARG:HH21	2:B:99:HIS:NE2	20	1.75
(1,37)	1:A:104:ARG:HH21	2:B:99:HIS:O	20	1.75
(1,37)	1:A:104:ARG:HH21	2:B:101:VAL:C	20	1.75
(1,37)	1:A:104:ARG:HH21	2:B:101:VAL:CA	20	1.75
(1,37)	1:A:104:ARG:HH21	2:B:101:VAL:CB	20	1.75
(1,37)	1:A:104:ARG:HH21	2:B:101:VAL:CG1	20	1.75
(1,37)	1:A:104:ARG:HH21	2:B:101:VAL:CG2	20	1.75
(1,37)	1:A:104:ARG:HH21	2:B:101:VAL:H	20	1.75
(1,37)	1:A:104:ARG:HH21	2:B:101:VAL:HA	20	1.75
(1,37)	1:A:104:ARG:HH21	2:B:101:VAL:HB	20	1.75

*Continued on next page...*

*Continued from previous page...*

Key	Atom-1	Atom-2	Model ID	Violation (Å)
(1,37)	1:A:104:ARG:HH21	2:B:101:VAL:HG11	20	1.75
(1,37)	1:A:104:ARG:HH21	2:B:101:VAL:HG12	20	1.75
(1,37)	1:A:104:ARG:HH21	2:B:101:VAL:HG13	20	1.75
(1,37)	1:A:104:ARG:HH21	2:B:101:VAL:HG21	20	1.75
(1,37)	1:A:104:ARG:HH21	2:B:101:VAL:HG22	20	1.75
(1,37)	1:A:104:ARG:HH21	2:B:101:VAL:HG23	20	1.75
(1,37)	1:A:104:ARG:HH21	2:B:101:VAL:N	20	1.75
(1,37)	1:A:104:ARG:HH21	2:B:101:VAL:O	20	1.75
(1,37)	1:A:104:ARG:HH22	2:B:75:ILE:C	20	1.75
(1,37)	1:A:104:ARG:HH22	2:B:75:ILE:CA	20	1.75
(1,37)	1:A:104:ARG:HH22	2:B:75:ILE:CB	20	1.75
(1,37)	1:A:104:ARG:HH22	2:B:75:ILE:CD1	20	1.75
(1,37)	1:A:104:ARG:HH22	2:B:75:ILE:CG1	20	1.75
(1,37)	1:A:104:ARG:HH22	2:B:75:ILE:CG2	20	1.75
(1,37)	1:A:104:ARG:HH22	2:B:75:ILE:H	20	1.75
(1,37)	1:A:104:ARG:HH22	2:B:75:ILE:HA	20	1.75
(1,37)	1:A:104:ARG:HH22	2:B:75:ILE:HB	20	1.75
(1,37)	1:A:104:ARG:HH22	2:B:75:ILE:HD11	20	1.75
(1,37)	1:A:104:ARG:HH22	2:B:75:ILE:HD12	20	1.75
(1,37)	1:A:104:ARG:HH22	2:B:75:ILE:HD13	20	1.75
(1,37)	1:A:104:ARG:HH22	2:B:75:ILE:HG12	20	1.75
(1,37)	1:A:104:ARG:HH22	2:B:75:ILE:HG13	20	1.75
(1,37)	1:A:104:ARG:HH22	2:B:75:ILE:HG21	20	1.75
(1,37)	1:A:104:ARG:HH22	2:B:75:ILE:HG22	20	1.75
(1,37)	1:A:104:ARG:HH22	2:B:75:ILE:HG23	20	1.75
(1,37)	1:A:104:ARG:HH22	2:B:75:ILE:N	20	1.75
(1,37)	1:A:104:ARG:HH22	2:B:75:ILE:O	20	1.75
(1,37)	1:A:104:ARG:HH22	2:B:77:ALA:C	20	1.75
(1,37)	1:A:104:ARG:HH22	2:B:77:ALA:CA	20	1.75
(1,37)	1:A:104:ARG:HH22	2:B:77:ALA:CB	20	1.75
(1,37)	1:A:104:ARG:HH22	2:B:77:ALA:H	20	1.75
(1,37)	1:A:104:ARG:HH22	2:B:77:ALA:HA	20	1.75
(1,37)	1:A:104:ARG:HH22	2:B:77:ALA:HB1	20	1.75
(1,37)	1:A:104:ARG:HH22	2:B:77:ALA:HB2	20	1.75
(1,37)	1:A:104:ARG:HH22	2:B:77:ALA:HB3	20	1.75
(1,37)	1:A:104:ARG:HH22	2:B:77:ALA:N	20	1.75
(1,37)	1:A:104:ARG:HH22	2:B:77:ALA:O	20	1.75
(1,37)	1:A:104:ARG:HH22	2:B:78:GLY:C	20	1.75
(1,37)	1:A:104:ARG:HH22	2:B:78:GLY:CA	20	1.75
(1,37)	1:A:104:ARG:HH22	2:B:78:GLY:H	20	1.75
(1,37)	1:A:104:ARG:HH22	2:B:78:GLY:HA2	20	1.75
(1,37)	1:A:104:ARG:HH22	2:B:78:GLY:HA3	20	1.75

*Continued on next page...*

*Continued from previous page...*

Key	Atom-1	Atom-2	Model ID	Violation (Å)
(1,37)	1:A:104:ARG:HH22	2:B:78:GLY:N	20	1.75
(1,37)	1:A:104:ARG:HH22	2:B:78:GLY:O	20	1.75
(1,37)	1:A:104:ARG:HH22	2:B:79:LYS:C	20	1.75
(1,37)	1:A:104:ARG:HH22	2:B:79:LYS:CA	20	1.75
(1,37)	1:A:104:ARG:HH22	2:B:79:LYS:CB	20	1.75
(1,37)	1:A:104:ARG:HH22	2:B:79:LYS:CD	20	1.75
(1,37)	1:A:104:ARG:HH22	2:B:79:LYS:CE	20	1.75
(1,37)	1:A:104:ARG:HH22	2:B:79:LYS:CG	20	1.75
(1,37)	1:A:104:ARG:HH22	2:B:79:LYS:H	20	1.75
(1,37)	1:A:104:ARG:HH22	2:B:79:LYS:HA	20	1.75
(1,37)	1:A:104:ARG:HH22	2:B:79:LYS:HB2	20	1.75
(1,37)	1:A:104:ARG:HH22	2:B:79:LYS:HB3	20	1.75
(1,37)	1:A:104:ARG:HH22	2:B:79:LYS:HD2	20	1.75
(1,37)	1:A:104:ARG:HH22	2:B:79:LYS:HD3	20	1.75
(1,37)	1:A:104:ARG:HH22	2:B:79:LYS:HE2	20	1.75
(1,37)	1:A:104:ARG:HH22	2:B:79:LYS:HE3	20	1.75
(1,37)	1:A:104:ARG:HH22	2:B:79:LYS:HG2	20	1.75
(1,37)	1:A:104:ARG:HH22	2:B:79:LYS:HG3	20	1.75
(1,37)	1:A:104:ARG:HH22	2:B:79:LYS:HZ1	20	1.75
(1,37)	1:A:104:ARG:HH22	2:B:79:LYS:HZ2	20	1.75
(1,37)	1:A:104:ARG:HH22	2:B:79:LYS:HZ3	20	1.75
(1,37)	1:A:104:ARG:HH22	2:B:79:LYS:N	20	1.75
(1,37)	1:A:104:ARG:HH22	2:B:79:LYS:NZ	20	1.75
(1,37)	1:A:104:ARG:HH22	2:B:79:LYS:O	20	1.75
(1,37)	1:A:104:ARG:HH22	2:B:80:ILE:C	20	1.75
(1,37)	1:A:104:ARG:HH22	2:B:80:ILE:CA	20	1.75
(1,37)	1:A:104:ARG:HH22	2:B:80:ILE:CB	20	1.75
(1,37)	1:A:104:ARG:HH22	2:B:80:ILE:CD1	20	1.75
(1,37)	1:A:104:ARG:HH22	2:B:80:ILE:CG1	20	1.75
(1,37)	1:A:104:ARG:HH22	2:B:80:ILE:CG2	20	1.75
(1,37)	1:A:104:ARG:HH22	2:B:80:ILE:H	20	1.75
(1,37)	1:A:104:ARG:HH22	2:B:80:ILE:HA	20	1.75
(1,37)	1:A:104:ARG:HH22	2:B:80:ILE:HB	20	1.75
(1,37)	1:A:104:ARG:HH22	2:B:80:ILE:HD11	20	1.75
(1,37)	1:A:104:ARG:HH22	2:B:80:ILE:HD12	20	1.75
(1,37)	1:A:104:ARG:HH22	2:B:80:ILE:HD13	20	1.75
(1,37)	1:A:104:ARG:HH22	2:B:80:ILE:HG12	20	1.75
(1,37)	1:A:104:ARG:HH22	2:B:80:ILE:HG13	20	1.75
(1,37)	1:A:104:ARG:HH22	2:B:80:ILE:HG21	20	1.75
(1,37)	1:A:104:ARG:HH22	2:B:80:ILE:HG22	20	1.75
(1,37)	1:A:104:ARG:HH22	2:B:80:ILE:HG23	20	1.75
(1,37)	1:A:104:ARG:HH22	2:B:80:ILE:N	20	1.75

*Continued on next page...*



*Continued from previous page...*

Key	Atom-1	Atom-2	Model ID	Violation (Å)
(1,37)	1:A:104:ARG:HH22	2:B:80:ILE:O	20	1.75
(1,37)	1:A:104:ARG:HH22	2:B:84:GLN:C	20	1.75
(1,37)	1:A:104:ARG:HH22	2:B:84:GLN:CA	20	1.75
(1,37)	1:A:104:ARG:HH22	2:B:84:GLN:CB	20	1.75
(1,37)	1:A:104:ARG:HH22	2:B:84:GLN:CD	20	1.75
(1,37)	1:A:104:ARG:HH22	2:B:84:GLN:CG	20	1.75
(1,37)	1:A:104:ARG:HH22	2:B:84:GLN:H	20	1.75
(1,37)	1:A:104:ARG:HH22	2:B:84:GLN:HA	20	1.75
(1,37)	1:A:104:ARG:HH22	2:B:84:GLN:HB2	20	1.75
(1,37)	1:A:104:ARG:HH22	2:B:84:GLN:HB3	20	1.75
(1,37)	1:A:104:ARG:HH22	2:B:84:GLN:HE21	20	1.75
(1,37)	1:A:104:ARG:HH22	2:B:84:GLN:HE22	20	1.75
(1,37)	1:A:104:ARG:HH22	2:B:84:GLN:HG2	20	1.75
(1,37)	1:A:104:ARG:HH22	2:B:84:GLN:HG3	20	1.75
(1,37)	1:A:104:ARG:HH22	2:B:84:GLN:N	20	1.75
(1,37)	1:A:104:ARG:HH22	2:B:84:GLN:NE2	20	1.75
(1,37)	1:A:104:ARG:HH22	2:B:84:GLN:O	20	1.75
(1,37)	1:A:104:ARG:HH22	2:B:84:GLN:OE1	20	1.75
(1,37)	1:A:104:ARG:HH22	2:B:97:THR:C	20	1.75
(1,37)	1:A:104:ARG:HH22	2:B:97:THR:CA	20	1.75
(1,37)	1:A:104:ARG:HH22	2:B:97:THR:CB	20	1.75
(1,37)	1:A:104:ARG:HH22	2:B:97:THR:CG2	20	1.75
(1,37)	1:A:104:ARG:HH22	2:B:97:THR:H	20	1.75
(1,37)	1:A:104:ARG:HH22	2:B:97:THR:HA	20	1.75
(1,37)	1:A:104:ARG:HH22	2:B:97:THR:HB	20	1.75
(1,37)	1:A:104:ARG:HH22	2:B:97:THR:HG1	20	1.75
(1,37)	1:A:104:ARG:HH22	2:B:97:THR:HG21	20	1.75
(1,37)	1:A:104:ARG:HH22	2:B:97:THR:HG22	20	1.75
(1,37)	1:A:104:ARG:HH22	2:B:97:THR:HG23	20	1.75
(1,37)	1:A:104:ARG:HH22	2:B:97:THR:N	20	1.75
(1,37)	1:A:104:ARG:HH22	2:B:97:THR:O	20	1.75
(1,37)	1:A:104:ARG:HH22	2:B:97:THR:OG1	20	1.75
(1,37)	1:A:104:ARG:HH22	2:B:99:HIS:C	20	1.75
(1,37)	1:A:104:ARG:HH22	2:B:99:HIS:CA	20	1.75
(1,37)	1:A:104:ARG:HH22	2:B:99:HIS:CB	20	1.75
(1,37)	1:A:104:ARG:HH22	2:B:99:HIS:CD2	20	1.75
(1,37)	1:A:104:ARG:HH22	2:B:99:HIS:CE1	20	1.75
(1,37)	1:A:104:ARG:HH22	2:B:99:HIS:CG	20	1.75
(1,37)	1:A:104:ARG:HH22	2:B:99:HIS:H	20	1.75
(1,37)	1:A:104:ARG:HH22	2:B:99:HIS:HA	20	1.75
(1,37)	1:A:104:ARG:HH22	2:B:99:HIS:HB2	20	1.75
(1,37)	1:A:104:ARG:HH22	2:B:99:HIS:HB3	20	1.75

*Continued on next page...*

*Continued from previous page...*

Key	Atom-1	Atom-2	Model ID	Violation (Å)
(1,37)	1:A:104:ARG:HH22	2:B:99:HIS:HD1	20	1.75
(1,37)	1:A:104:ARG:HH22	2:B:99:HIS:HD2	20	1.75
(1,37)	1:A:104:ARG:HH22	2:B:99:HIS:HE1	20	1.75
(1,37)	1:A:104:ARG:HH22	2:B:99:HIS:HE2	20	1.75
(1,37)	1:A:104:ARG:HH22	2:B:99:HIS:N	20	1.75
(1,37)	1:A:104:ARG:HH22	2:B:99:HIS:ND1	20	1.75
(1,37)	1:A:104:ARG:HH22	2:B:99:HIS:NE2	20	1.75
(1,37)	1:A:104:ARG:HH22	2:B:99:HIS:O	20	1.75
(1,37)	1:A:104:ARG:HH22	2:B:101:VAL:C	20	1.75
(1,37)	1:A:104:ARG:HH22	2:B:101:VAL:CA	20	1.75
(1,37)	1:A:104:ARG:HH22	2:B:101:VAL:CB	20	1.75
(1,37)	1:A:104:ARG:HH22	2:B:101:VAL:CG1	20	1.75
(1,37)	1:A:104:ARG:HH22	2:B:101:VAL:CG2	20	1.75
(1,37)	1:A:104:ARG:HH22	2:B:101:VAL:H	20	1.75
(1,37)	1:A:104:ARG:HH22	2:B:101:VAL:HA	20	1.75
(1,37)	1:A:104:ARG:HH22	2:B:101:VAL:HB	20	1.75
(1,37)	1:A:104:ARG:HH22	2:B:101:VAL:HG11	20	1.75
(1,37)	1:A:104:ARG:HH22	2:B:101:VAL:HG12	20	1.75
(1,37)	1:A:104:ARG:HH22	2:B:101:VAL:HG13	20	1.75
(1,37)	1:A:104:ARG:HH22	2:B:101:VAL:HG21	20	1.75
(1,37)	1:A:104:ARG:HH22	2:B:101:VAL:HG22	20	1.75
(1,37)	1:A:104:ARG:HH22	2:B:101:VAL:HG23	20	1.75
(1,37)	1:A:104:ARG:HH22	2:B:101:VAL:N	20	1.75
(1,37)	1:A:104:ARG:HH22	2:B:101:VAL:O	20	1.75
(1,37)	1:A:104:ARG:N	2:B:75:ILE:C	20	1.75
(1,37)	1:A:104:ARG:N	2:B:75:ILE:CA	20	1.75
(1,37)	1:A:104:ARG:N	2:B:75:ILE:CB	20	1.75
(1,37)	1:A:104:ARG:N	2:B:75:ILE:CD1	20	1.75
(1,37)	1:A:104:ARG:N	2:B:75:ILE:CG1	20	1.75
(1,37)	1:A:104:ARG:N	2:B:75:ILE:CG2	20	1.75
(1,37)	1:A:104:ARG:N	2:B:75:ILE:H	20	1.75
(1,37)	1:A:104:ARG:N	2:B:75:ILE:HA	20	1.75
(1,37)	1:A:104:ARG:N	2:B:75:ILE:HB	20	1.75
(1,37)	1:A:104:ARG:N	2:B:75:ILE:HD11	20	1.75
(1,37)	1:A:104:ARG:N	2:B:75:ILE:HD12	20	1.75
(1,37)	1:A:104:ARG:N	2:B:75:ILE:HD13	20	1.75
(1,37)	1:A:104:ARG:N	2:B:75:ILE:HG12	20	1.75
(1,37)	1:A:104:ARG:N	2:B:75:ILE:HG13	20	1.75
(1,37)	1:A:104:ARG:N	2:B:75:ILE:HG21	20	1.75
(1,37)	1:A:104:ARG:N	2:B:75:ILE:HG22	20	1.75
(1,37)	1:A:104:ARG:N	2:B:75:ILE:HG23	20	1.75
(1,37)	1:A:104:ARG:N	2:B:75:ILE:N	20	1.75

*Continued on next page...*

*Continued from previous page...*

Key	Atom-1	Atom-2	Model ID	Violation (Å)
(1,37)	1:A:104:ARG:N	2:B:75:ILE:O	20	1.75
(1,37)	1:A:104:ARG:N	2:B:77:ALA:C	20	1.75
(1,37)	1:A:104:ARG:N	2:B:77:ALA:CA	20	1.75
(1,37)	1:A:104:ARG:N	2:B:77:ALA:CB	20	1.75
(1,37)	1:A:104:ARG:N	2:B:77:ALA:H	20	1.75
(1,37)	1:A:104:ARG:N	2:B:77:ALA:HA	20	1.75
(1,37)	1:A:104:ARG:N	2:B:77:ALA:HB1	20	1.75
(1,37)	1:A:104:ARG:N	2:B:77:ALA:HB2	20	1.75
(1,37)	1:A:104:ARG:N	2:B:77:ALA:HB3	20	1.75
(1,37)	1:A:104:ARG:N	2:B:77:ALA:N	20	1.75
(1,37)	1:A:104:ARG:N	2:B:77:ALA:O	20	1.75
(1,37)	1:A:104:ARG:N	2:B:78:GLY:C	20	1.75
(1,37)	1:A:104:ARG:N	2:B:78:GLY:CA	20	1.75
(1,37)	1:A:104:ARG:N	2:B:78:GLY:H	20	1.75
(1,37)	1:A:104:ARG:N	2:B:78:GLY:HA2	20	1.75
(1,37)	1:A:104:ARG:N	2:B:78:GLY:HA3	20	1.75
(1,37)	1:A:104:ARG:N	2:B:78:GLY:N	20	1.75
(1,37)	1:A:104:ARG:N	2:B:78:GLY:O	20	1.75
(1,37)	1:A:104:ARG:N	2:B:79:LYS:C	20	1.75
(1,37)	1:A:104:ARG:N	2:B:79:LYS:CA	20	1.75
(1,37)	1:A:104:ARG:N	2:B:79:LYS:CB	20	1.75
(1,37)	1:A:104:ARG:N	2:B:79:LYS:CD	20	1.75
(1,37)	1:A:104:ARG:N	2:B:79:LYS:CE	20	1.75
(1,37)	1:A:104:ARG:N	2:B:79:LYS:CG	20	1.75
(1,37)	1:A:104:ARG:N	2:B:79:LYS:H	20	1.75
(1,37)	1:A:104:ARG:N	2:B:79:LYS:HA	20	1.75
(1,37)	1:A:104:ARG:N	2:B:79:LYS:HB2	20	1.75
(1,37)	1:A:104:ARG:N	2:B:79:LYS:HB3	20	1.75
(1,37)	1:A:104:ARG:N	2:B:79:LYS:HD2	20	1.75
(1,37)	1:A:104:ARG:N	2:B:79:LYS:HD3	20	1.75
(1,37)	1:A:104:ARG:N	2:B:79:LYS:HE2	20	1.75
(1,37)	1:A:104:ARG:N	2:B:79:LYS:HE3	20	1.75
(1,37)	1:A:104:ARG:N	2:B:79:LYS:HG2	20	1.75
(1,37)	1:A:104:ARG:N	2:B:79:LYS:HG3	20	1.75
(1,37)	1:A:104:ARG:N	2:B:79:LYS:HZ1	20	1.75
(1,37)	1:A:104:ARG:N	2:B:79:LYS:HZ2	20	1.75
(1,37)	1:A:104:ARG:N	2:B:79:LYS:HZ3	20	1.75
(1,37)	1:A:104:ARG:N	2:B:79:LYS:N	20	1.75
(1,37)	1:A:104:ARG:N	2:B:79:LYS:NZ	20	1.75
(1,37)	1:A:104:ARG:N	2:B:79:LYS:O	20	1.75
(1,37)	1:A:104:ARG:N	2:B:80:ILE:C	20	1.75
(1,37)	1:A:104:ARG:N	2:B:80:ILE:CA	20	1.75

*Continued on next page...*

*Continued from previous page...*

Key	Atom-1	Atom-2	Model ID	Violation (Å)
(1,37)	1:A:104:ARG:N	2:B:80:ILE:CB	20	1.75
(1,37)	1:A:104:ARG:N	2:B:80:ILE:CD1	20	1.75
(1,37)	1:A:104:ARG:N	2:B:80:ILE:CG1	20	1.75
(1,37)	1:A:104:ARG:N	2:B:80:ILE:CG2	20	1.75
(1,37)	1:A:104:ARG:N	2:B:80:ILE:H	20	1.75
(1,37)	1:A:104:ARG:N	2:B:80:ILE:HA	20	1.75
(1,37)	1:A:104:ARG:N	2:B:80:ILE:HB	20	1.75
(1,37)	1:A:104:ARG:N	2:B:80:ILE:HD11	20	1.75
(1,37)	1:A:104:ARG:N	2:B:80:ILE:HD12	20	1.75
(1,37)	1:A:104:ARG:N	2:B:80:ILE:HD13	20	1.75
(1,37)	1:A:104:ARG:N	2:B:80:ILE:HG12	20	1.75
(1,37)	1:A:104:ARG:N	2:B:80:ILE:HG13	20	1.75
(1,37)	1:A:104:ARG:N	2:B:80:ILE:HG21	20	1.75
(1,37)	1:A:104:ARG:N	2:B:80:ILE:HG22	20	1.75
(1,37)	1:A:104:ARG:N	2:B:80:ILE:HG23	20	1.75
(1,37)	1:A:104:ARG:N	2:B:80:ILE:N	20	1.75
(1,37)	1:A:104:ARG:N	2:B:80:ILE:O	20	1.75
(1,37)	1:A:104:ARG:N	2:B:84:GLN:C	20	1.75
(1,37)	1:A:104:ARG:N	2:B:84:GLN:CA	20	1.75
(1,37)	1:A:104:ARG:N	2:B:84:GLN:CB	20	1.75
(1,37)	1:A:104:ARG:N	2:B:84:GLN:CD	20	1.75
(1,37)	1:A:104:ARG:N	2:B:84:GLN:CG	20	1.75
(1,37)	1:A:104:ARG:N	2:B:84:GLN:H	20	1.75
(1,37)	1:A:104:ARG:N	2:B:84:GLN:HA	20	1.75
(1,37)	1:A:104:ARG:N	2:B:84:GLN:HB2	20	1.75
(1,37)	1:A:104:ARG:N	2:B:84:GLN:HB3	20	1.75
(1,37)	1:A:104:ARG:N	2:B:84:GLN:HE21	20	1.75
(1,37)	1:A:104:ARG:N	2:B:84:GLN:HE22	20	1.75
(1,37)	1:A:104:ARG:N	2:B:84:GLN:HG2	20	1.75
(1,37)	1:A:104:ARG:N	2:B:84:GLN:HG3	20	1.75
(1,37)	1:A:104:ARG:N	2:B:84:GLN:N	20	1.75
(1,37)	1:A:104:ARG:N	2:B:84:GLN:NE2	20	1.75
(1,37)	1:A:104:ARG:N	2:B:84:GLN:O	20	1.75
(1,37)	1:A:104:ARG:N	2:B:84:GLN:OE1	20	1.75
(1,37)	1:A:104:ARG:N	2:B:97:THR:C	20	1.75
(1,37)	1:A:104:ARG:N	2:B:97:THR:CA	20	1.75
(1,37)	1:A:104:ARG:N	2:B:97:THR:CB	20	1.75
(1,37)	1:A:104:ARG:N	2:B:97:THR:CG2	20	1.75
(1,37)	1:A:104:ARG:N	2:B:97:THR:H	20	1.75
(1,37)	1:A:104:ARG:N	2:B:97:THR:HA	20	1.75
(1,37)	1:A:104:ARG:N	2:B:97:THR:HB	20	1.75
(1,37)	1:A:104:ARG:N	2:B:97:THR:HG1	20	1.75

*Continued on next page...*

*Continued from previous page...*

Key	Atom-1	Atom-2	Model ID	Violation (Å)
(1,37)	1:A:104:ARG:N	2:B:97:THR:HG21	20	1.75
(1,37)	1:A:104:ARG:N	2:B:97:THR:HG22	20	1.75
(1,37)	1:A:104:ARG:N	2:B:97:THR:HG23	20	1.75
(1,37)	1:A:104:ARG:N	2:B:97:THR:N	20	1.75
(1,37)	1:A:104:ARG:N	2:B:97:THR:O	20	1.75
(1,37)	1:A:104:ARG:N	2:B:97:THR:OG1	20	1.75
(1,37)	1:A:104:ARG:N	2:B:99:HIS:C	20	1.75
(1,37)	1:A:104:ARG:N	2:B:99:HIS:CA	20	1.75
(1,37)	1:A:104:ARG:N	2:B:99:HIS:CB	20	1.75
(1,37)	1:A:104:ARG:N	2:B:99:HIS:CD2	20	1.75
(1,37)	1:A:104:ARG:N	2:B:99:HIS:CE1	20	1.75
(1,37)	1:A:104:ARG:N	2:B:99:HIS:CG	20	1.75
(1,37)	1:A:104:ARG:N	2:B:99:HIS:H	20	1.75
(1,37)	1:A:104:ARG:N	2:B:99:HIS:HA	20	1.75
(1,37)	1:A:104:ARG:N	2:B:99:HIS:HB2	20	1.75
(1,37)	1:A:104:ARG:N	2:B:99:HIS:HB3	20	1.75
(1,37)	1:A:104:ARG:N	2:B:99:HIS:HD1	20	1.75
(1,37)	1:A:104:ARG:N	2:B:99:HIS:HD2	20	1.75
(1,37)	1:A:104:ARG:N	2:B:99:HIS:HE1	20	1.75
(1,37)	1:A:104:ARG:N	2:B:99:HIS:HE2	20	1.75
(1,37)	1:A:104:ARG:N	2:B:99:HIS:N	20	1.75
(1,37)	1:A:104:ARG:N	2:B:99:HIS:ND1	20	1.75
(1,37)	1:A:104:ARG:N	2:B:99:HIS:NE2	20	1.75
(1,37)	1:A:104:ARG:N	2:B:99:HIS:O	20	1.75
(1,37)	1:A:104:ARG:N	2:B:101:VAL:C	20	1.75
(1,37)	1:A:104:ARG:N	2:B:101:VAL:CA	20	1.75
(1,37)	1:A:104:ARG:N	2:B:101:VAL:CB	20	1.75
(1,37)	1:A:104:ARG:N	2:B:101:VAL:CG1	20	1.75
(1,37)	1:A:104:ARG:N	2:B:101:VAL:CG2	20	1.75
(1,37)	1:A:104:ARG:N	2:B:101:VAL:H	20	1.75
(1,37)	1:A:104:ARG:N	2:B:101:VAL:HA	20	1.75
(1,37)	1:A:104:ARG:N	2:B:101:VAL:HB	20	1.75
(1,37)	1:A:104:ARG:N	2:B:101:VAL:HG11	20	1.75
(1,37)	1:A:104:ARG:N	2:B:101:VAL:HG12	20	1.75
(1,37)	1:A:104:ARG:N	2:B:101:VAL:HG13	20	1.75
(1,37)	1:A:104:ARG:N	2:B:101:VAL:HG21	20	1.75
(1,37)	1:A:104:ARG:N	2:B:101:VAL:HG22	20	1.75
(1,37)	1:A:104:ARG:N	2:B:101:VAL:HG23	20	1.75
(1,37)	1:A:104:ARG:N	2:B:101:VAL:N	20	1.75
(1,37)	1:A:104:ARG:N	2:B:101:VAL:O	20	1.75
(1,37)	1:A:104:ARG:NE	2:B:75:ILE:C	20	1.75
(1,37)	1:A:104:ARG:NE	2:B:75:ILE:CA	20	1.75

*Continued on next page...*

*Continued from previous page...*

Key	Atom-1	Atom-2	Model ID	Violation (Å)
(1,37)	1:A:104:ARG:NE	2:B:75:ILE:CB	20	1.75
(1,37)	1:A:104:ARG:NE	2:B:75:ILE:CD1	20	1.75
(1,37)	1:A:104:ARG:NE	2:B:75:ILE:CG1	20	1.75
(1,37)	1:A:104:ARG:NE	2:B:75:ILE:CG2	20	1.75
(1,37)	1:A:104:ARG:NE	2:B:75:ILE:H	20	1.75
(1,37)	1:A:104:ARG:NE	2:B:75:ILE:HA	20	1.75
(1,37)	1:A:104:ARG:NE	2:B:75:ILE:HB	20	1.75
(1,37)	1:A:104:ARG:NE	2:B:75:ILE:HD11	20	1.75
(1,37)	1:A:104:ARG:NE	2:B:75:ILE:HD12	20	1.75
(1,37)	1:A:104:ARG:NE	2:B:75:ILE:HD13	20	1.75
(1,37)	1:A:104:ARG:NE	2:B:75:ILE:HG12	20	1.75
(1,37)	1:A:104:ARG:NE	2:B:75:ILE:HG13	20	1.75
(1,37)	1:A:104:ARG:NE	2:B:75:ILE:HG21	20	1.75
(1,37)	1:A:104:ARG:NE	2:B:75:ILE:HG22	20	1.75
(1,37)	1:A:104:ARG:NE	2:B:75:ILE:HG23	20	1.75
(1,37)	1:A:104:ARG:NE	2:B:75:ILE:N	20	1.75
(1,37)	1:A:104:ARG:NE	2:B:75:ILE:O	20	1.75
(1,37)	1:A:104:ARG:NE	2:B:77:ALA:C	20	1.75
(1,37)	1:A:104:ARG:NE	2:B:77:ALA:CA	20	1.75
(1,37)	1:A:104:ARG:NE	2:B:77:ALA:CB	20	1.75
(1,37)	1:A:104:ARG:NE	2:B:77:ALA:H	20	1.75
(1,37)	1:A:104:ARG:NE	2:B:77:ALA:HA	20	1.75
(1,37)	1:A:104:ARG:NE	2:B:77:ALA:HB1	20	1.75
(1,37)	1:A:104:ARG:NE	2:B:77:ALA:HB2	20	1.75
(1,37)	1:A:104:ARG:NE	2:B:77:ALA:HB3	20	1.75
(1,37)	1:A:104:ARG:NE	2:B:77:ALA:N	20	1.75
(1,37)	1:A:104:ARG:NE	2:B:77:ALA:O	20	1.75
(1,37)	1:A:104:ARG:NE	2:B:78:GLY:C	20	1.75
(1,37)	1:A:104:ARG:NE	2:B:78:GLY:CA	20	1.75
(1,37)	1:A:104:ARG:NE	2:B:78:GLY:H	20	1.75
(1,37)	1:A:104:ARG:NE	2:B:78:GLY:HA2	20	1.75
(1,37)	1:A:104:ARG:NE	2:B:78:GLY:HA3	20	1.75
(1,37)	1:A:104:ARG:NE	2:B:78:GLY:N	20	1.75
(1,37)	1:A:104:ARG:NE	2:B:78:GLY:O	20	1.75
(1,37)	1:A:104:ARG:NE	2:B:79:LYS:C	20	1.75
(1,37)	1:A:104:ARG:NE	2:B:79:LYS:CA	20	1.75
(1,37)	1:A:104:ARG:NE	2:B:79:LYS:CB	20	1.75
(1,37)	1:A:104:ARG:NE	2:B:79:LYS:CD	20	1.75
(1,37)	1:A:104:ARG:NE	2:B:79:LYS:CE	20	1.75
(1,37)	1:A:104:ARG:NE	2:B:79:LYS:CG	20	1.75
(1,37)	1:A:104:ARG:NE	2:B:79:LYS:H	20	1.75
(1,37)	1:A:104:ARG:NE	2:B:79:LYS:HA	20	1.75

*Continued on next page...*

*Continued from previous page...*

Key	Atom-1	Atom-2	Model ID	Violation (Å)
(1,37)	1:A:104:ARG:NE	2:B:79:LYS:HB2	20	1.75
(1,37)	1:A:104:ARG:NE	2:B:79:LYS:HB3	20	1.75
(1,37)	1:A:104:ARG:NE	2:B:79:LYS:HD2	20	1.75
(1,37)	1:A:104:ARG:NE	2:B:79:LYS:HD3	20	1.75
(1,37)	1:A:104:ARG:NE	2:B:79:LYS:HE2	20	1.75
(1,37)	1:A:104:ARG:NE	2:B:79:LYS:HE3	20	1.75
(1,37)	1:A:104:ARG:NE	2:B:79:LYS:HG2	20	1.75
(1,37)	1:A:104:ARG:NE	2:B:79:LYS:HG3	20	1.75
(1,37)	1:A:104:ARG:NE	2:B:79:LYS:HZ1	20	1.75
(1,37)	1:A:104:ARG:NE	2:B:79:LYS:HZ2	20	1.75
(1,37)	1:A:104:ARG:NE	2:B:79:LYS:HZ3	20	1.75
(1,37)	1:A:104:ARG:NE	2:B:79:LYS:N	20	1.75
(1,37)	1:A:104:ARG:NE	2:B:79:LYS:NZ	20	1.75
(1,37)	1:A:104:ARG:NE	2:B:79:LYS:O	20	1.75
(1,37)	1:A:104:ARG:NE	2:B:80:ILE:C	20	1.75
(1,37)	1:A:104:ARG:NE	2:B:80:ILE:CA	20	1.75
(1,37)	1:A:104:ARG:NE	2:B:80:ILE:CB	20	1.75
(1,37)	1:A:104:ARG:NE	2:B:80:ILE:CD1	20	1.75
(1,37)	1:A:104:ARG:NE	2:B:80:ILE:CG1	20	1.75
(1,37)	1:A:104:ARG:NE	2:B:80:ILE:CG2	20	1.75
(1,37)	1:A:104:ARG:NE	2:B:80:ILE:H	20	1.75
(1,37)	1:A:104:ARG:NE	2:B:80:ILE:HA	20	1.75
(1,37)	1:A:104:ARG:NE	2:B:80:ILE:HB	20	1.75
(1,37)	1:A:104:ARG:NE	2:B:80:ILE:HD11	20	1.75
(1,37)	1:A:104:ARG:NE	2:B:80:ILE:HD12	20	1.75
(1,37)	1:A:104:ARG:NE	2:B:80:ILE:HD13	20	1.75
(1,37)	1:A:104:ARG:NE	2:B:80:ILE:HG12	20	1.75
(1,37)	1:A:104:ARG:NE	2:B:80:ILE:HG13	20	1.75
(1,37)	1:A:104:ARG:NE	2:B:80:ILE:HG21	20	1.75
(1,37)	1:A:104:ARG:NE	2:B:80:ILE:HG22	20	1.75
(1,37)	1:A:104:ARG:NE	2:B:80:ILE:HG23	20	1.75
(1,37)	1:A:104:ARG:NE	2:B:80:ILE:N	20	1.75
(1,37)	1:A:104:ARG:NE	2:B:80:ILE:O	20	1.75
(1,37)	1:A:104:ARG:NE	2:B:84:GLN:C	20	1.75
(1,37)	1:A:104:ARG:NE	2:B:84:GLN:CA	20	1.75
(1,37)	1:A:104:ARG:NE	2:B:84:GLN:CB	20	1.75
(1,37)	1:A:104:ARG:NE	2:B:84:GLN:CD	20	1.75
(1,37)	1:A:104:ARG:NE	2:B:84:GLN:CG	20	1.75
(1,37)	1:A:104:ARG:NE	2:B:84:GLN:H	20	1.75
(1,37)	1:A:104:ARG:NE	2:B:84:GLN:HA	20	1.75
(1,37)	1:A:104:ARG:NE	2:B:84:GLN:HB2	20	1.75
(1,37)	1:A:104:ARG:NE	2:B:84:GLN:HB3	20	1.75

*Continued on next page...*

*Continued from previous page...*

Key	Atom-1	Atom-2	Model ID	Violation (Å)
(1,37)	1:A:104:ARG:NE	2:B:84:GLN:HE21	20	1.75
(1,37)	1:A:104:ARG:NE	2:B:84:GLN:HE22	20	1.75
(1,37)	1:A:104:ARG:NE	2:B:84:GLN:HG2	20	1.75
(1,37)	1:A:104:ARG:NE	2:B:84:GLN:HG3	20	1.75
(1,37)	1:A:104:ARG:NE	2:B:84:GLN:N	20	1.75
(1,37)	1:A:104:ARG:NE	2:B:84:GLN:NE2	20	1.75
(1,37)	1:A:104:ARG:NE	2:B:84:GLN:O	20	1.75
(1,37)	1:A:104:ARG:NE	2:B:84:GLN:OE1	20	1.75
(1,37)	1:A:104:ARG:NE	2:B:97:THR:C	20	1.75
(1,37)	1:A:104:ARG:NE	2:B:97:THR:CA	20	1.75
(1,37)	1:A:104:ARG:NE	2:B:97:THR:CB	20	1.75
(1,37)	1:A:104:ARG:NE	2:B:97:THR:CG2	20	1.75
(1,37)	1:A:104:ARG:NE	2:B:97:THR:H	20	1.75
(1,37)	1:A:104:ARG:NE	2:B:97:THR:HA	20	1.75
(1,37)	1:A:104:ARG:NE	2:B:97:THR:HB	20	1.75
(1,37)	1:A:104:ARG:NE	2:B:97:THR:HG1	20	1.75
(1,37)	1:A:104:ARG:NE	2:B:97:THR:HG21	20	1.75
(1,37)	1:A:104:ARG:NE	2:B:97:THR:HG22	20	1.75
(1,37)	1:A:104:ARG:NE	2:B:97:THR:HG23	20	1.75
(1,37)	1:A:104:ARG:NE	2:B:97:THR:N	20	1.75
(1,37)	1:A:104:ARG:NE	2:B:97:THR:O	20	1.75
(1,37)	1:A:104:ARG:NE	2:B:97:THR:OG1	20	1.75
(1,37)	1:A:104:ARG:NE	2:B:99:HIS:C	20	1.75
(1,37)	1:A:104:ARG:NE	2:B:99:HIS:CA	20	1.75
(1,37)	1:A:104:ARG:NE	2:B:99:HIS:CB	20	1.75
(1,37)	1:A:104:ARG:NE	2:B:99:HIS:CD2	20	1.75
(1,37)	1:A:104:ARG:NE	2:B:99:HIS:CE1	20	1.75
(1,37)	1:A:104:ARG:NE	2:B:99:HIS:CG	20	1.75
(1,37)	1:A:104:ARG:NE	2:B:99:HIS:H	20	1.75
(1,37)	1:A:104:ARG:NE	2:B:99:HIS:HA	20	1.75
(1,37)	1:A:104:ARG:NE	2:B:99:HIS:HB2	20	1.75
(1,37)	1:A:104:ARG:NE	2:B:99:HIS:HB3	20	1.75
(1,37)	1:A:104:ARG:NE	2:B:99:HIS:HD1	20	1.75
(1,37)	1:A:104:ARG:NE	2:B:99:HIS:HD2	20	1.75
(1,37)	1:A:104:ARG:NE	2:B:99:HIS:HE1	20	1.75
(1,37)	1:A:104:ARG:NE	2:B:99:HIS:HE2	20	1.75
(1,37)	1:A:104:ARG:NE	2:B:99:HIS:N	20	1.75
(1,37)	1:A:104:ARG:NE	2:B:99:HIS:ND1	20	1.75
(1,37)	1:A:104:ARG:NE	2:B:99:HIS:NE2	20	1.75
(1,37)	1:A:104:ARG:NE	2:B:99:HIS:O	20	1.75
(1,37)	1:A:104:ARG:NE	2:B:101:VAL:C	20	1.75
(1,37)	1:A:104:ARG:NE	2:B:101:VAL:CA	20	1.75

*Continued on next page...*



*Continued from previous page...*

Key	Atom-1	Atom-2	Model ID	Violation (Å)
(1,37)	1:A:104:ARG:NE	2:B:101:VAL:CB	20	1.75
(1,37)	1:A:104:ARG:NE	2:B:101:VAL:CG1	20	1.75
(1,37)	1:A:104:ARG:NE	2:B:101:VAL:CG2	20	1.75
(1,37)	1:A:104:ARG:NE	2:B:101:VAL:H	20	1.75
(1,37)	1:A:104:ARG:NE	2:B:101:VAL:HA	20	1.75
(1,37)	1:A:104:ARG:NE	2:B:101:VAL:HB	20	1.75
(1,37)	1:A:104:ARG:NE	2:B:101:VAL:HG11	20	1.75
(1,37)	1:A:104:ARG:NE	2:B:101:VAL:HG12	20	1.75
(1,37)	1:A:104:ARG:NE	2:B:101:VAL:HG13	20	1.75
(1,37)	1:A:104:ARG:NE	2:B:101:VAL:HG21	20	1.75
(1,37)	1:A:104:ARG:NE	2:B:101:VAL:HG22	20	1.75
(1,37)	1:A:104:ARG:NE	2:B:101:VAL:HG23	20	1.75
(1,37)	1:A:104:ARG:NE	2:B:101:VAL:N	20	1.75
(1,37)	1:A:104:ARG:NE	2:B:101:VAL:O	20	1.75
(1,37)	1:A:104:ARG:NH1	2:B:75:ILE:C	20	1.75
(1,37)	1:A:104:ARG:NH1	2:B:75:ILE:CA	20	1.75
(1,37)	1:A:104:ARG:NH1	2:B:75:ILE:CB	20	1.75
(1,37)	1:A:104:ARG:NH1	2:B:75:ILE:CD1	20	1.75
(1,37)	1:A:104:ARG:NH1	2:B:75:ILE:CG1	20	1.75
(1,37)	1:A:104:ARG:NH1	2:B:75:ILE:CG2	20	1.75
(1,37)	1:A:104:ARG:NH1	2:B:75:ILE:H	20	1.75
(1,37)	1:A:104:ARG:NH1	2:B:75:ILE:HA	20	1.75
(1,37)	1:A:104:ARG:NH1	2:B:75:ILE:HB	20	1.75
(1,37)	1:A:104:ARG:NH1	2:B:75:ILE:HD11	20	1.75
(1,37)	1:A:104:ARG:NH1	2:B:75:ILE:HD12	20	1.75
(1,37)	1:A:104:ARG:NH1	2:B:75:ILE:HD13	20	1.75
(1,37)	1:A:104:ARG:NH1	2:B:75:ILE:HG12	20	1.75
(1,37)	1:A:104:ARG:NH1	2:B:75:ILE:HG13	20	1.75
(1,37)	1:A:104:ARG:NH1	2:B:75:ILE:HG21	20	1.75
(1,37)	1:A:104:ARG:NH1	2:B:75:ILE:HG22	20	1.75
(1,37)	1:A:104:ARG:NH1	2:B:75:ILE:HG23	20	1.75
(1,37)	1:A:104:ARG:NH1	2:B:75:ILE:N	20	1.75
(1,37)	1:A:104:ARG:NH1	2:B:75:ILE:O	20	1.75
(1,37)	1:A:104:ARG:NH1	2:B:77:ALA:C	20	1.75
(1,37)	1:A:104:ARG:NH1	2:B:77:ALA:CA	20	1.75
(1,37)	1:A:104:ARG:NH1	2:B:77:ALA:CB	20	1.75
(1,37)	1:A:104:ARG:NH1	2:B:77:ALA:H	20	1.75
(1,37)	1:A:104:ARG:NH1	2:B:77:ALA:HA	20	1.75
(1,37)	1:A:104:ARG:NH1	2:B:77:ALA:HB1	20	1.75
(1,37)	1:A:104:ARG:NH1	2:B:77:ALA:HB2	20	1.75
(1,37)	1:A:104:ARG:NH1	2:B:77:ALA:HB3	20	1.75
(1,37)	1:A:104:ARG:NH1	2:B:77:ALA:N	20	1.75

*Continued on next page...*

*Continued from previous page...*

Key	Atom-1	Atom-2	Model ID	Violation (Å)
(1,37)	1:A:104:ARG:NH1	2:B:77:ALA:O	20	1.75
(1,37)	1:A:104:ARG:NH1	2:B:78:GLY:C	20	1.75
(1,37)	1:A:104:ARG:NH1	2:B:78:GLY:CA	20	1.75
(1,37)	1:A:104:ARG:NH1	2:B:78:GLY:H	20	1.75
(1,37)	1:A:104:ARG:NH1	2:B:78:GLY:HA2	20	1.75
(1,37)	1:A:104:ARG:NH1	2:B:78:GLY:HA3	20	1.75
(1,37)	1:A:104:ARG:NH1	2:B:78:GLY:N	20	1.75
(1,37)	1:A:104:ARG:NH1	2:B:78:GLY:O	20	1.75
(1,37)	1:A:104:ARG:NH1	2:B:79:LYS:C	20	1.75
(1,37)	1:A:104:ARG:NH1	2:B:79:LYS:CA	20	1.75
(1,37)	1:A:104:ARG:NH1	2:B:79:LYS:CB	20	1.75
(1,37)	1:A:104:ARG:NH1	2:B:79:LYS:CD	20	1.75
(1,37)	1:A:104:ARG:NH1	2:B:79:LYS:CE	20	1.75
(1,37)	1:A:104:ARG:NH1	2:B:79:LYS:CG	20	1.75
(1,37)	1:A:104:ARG:NH1	2:B:79:LYS:H	20	1.75
(1,37)	1:A:104:ARG:NH1	2:B:79:LYS:HA	20	1.75
(1,37)	1:A:104:ARG:NH1	2:B:79:LYS:HB2	20	1.75
(1,37)	1:A:104:ARG:NH1	2:B:79:LYS:HB3	20	1.75
(1,37)	1:A:104:ARG:NH1	2:B:79:LYS:HD2	20	1.75
(1,37)	1:A:104:ARG:NH1	2:B:79:LYS:HD3	20	1.75
(1,37)	1:A:104:ARG:NH1	2:B:79:LYS:HE2	20	1.75
(1,37)	1:A:104:ARG:NH1	2:B:79:LYS:HE3	20	1.75
(1,37)	1:A:104:ARG:NH1	2:B:79:LYS:HG2	20	1.75
(1,37)	1:A:104:ARG:NH1	2:B:79:LYS:HG3	20	1.75
(1,37)	1:A:104:ARG:NH1	2:B:79:LYS:HZ1	20	1.75
(1,37)	1:A:104:ARG:NH1	2:B:79:LYS:HZ2	20	1.75
(1,37)	1:A:104:ARG:NH1	2:B:79:LYS:HZ3	20	1.75
(1,37)	1:A:104:ARG:NH1	2:B:79:LYS:N	20	1.75
(1,37)	1:A:104:ARG:NH1	2:B:79:LYS:NZ	20	1.75
(1,37)	1:A:104:ARG:NH1	2:B:79:LYS:O	20	1.75
(1,37)	1:A:104:ARG:NH1	2:B:80:ILE:C	20	1.75
(1,37)	1:A:104:ARG:NH1	2:B:80:ILE:CA	20	1.75
(1,37)	1:A:104:ARG:NH1	2:B:80:ILE:CB	20	1.75
(1,37)	1:A:104:ARG:NH1	2:B:80:ILE:CD1	20	1.75
(1,37)	1:A:104:ARG:NH1	2:B:80:ILE:CG1	20	1.75
(1,37)	1:A:104:ARG:NH1	2:B:80:ILE:CG2	20	1.75
(1,37)	1:A:104:ARG:NH1	2:B:80:ILE:H	20	1.75
(1,37)	1:A:104:ARG:NH1	2:B:80:ILE:HA	20	1.75
(1,37)	1:A:104:ARG:NH1	2:B:80:ILE:HB	20	1.75
(1,37)	1:A:104:ARG:NH1	2:B:80:ILE:HD11	20	1.75
(1,37)	1:A:104:ARG:NH1	2:B:80:ILE:HD12	20	1.75
(1,37)	1:A:104:ARG:NH1	2:B:80:ILE:HD13	20	1.75

*Continued on next page...*

*Continued from previous page...*

Key	Atom-1	Atom-2	Model ID	Violation (Å)
(1,37)	1:A:104:ARG:NH1	2:B:80:ILE:HG12	20	1.75
(1,37)	1:A:104:ARG:NH1	2:B:80:ILE:HG13	20	1.75
(1,37)	1:A:104:ARG:NH1	2:B:80:ILE:HG21	20	1.75
(1,37)	1:A:104:ARG:NH1	2:B:80:ILE:HG22	20	1.75
(1,37)	1:A:104:ARG:NH1	2:B:80:ILE:HG23	20	1.75
(1,37)	1:A:104:ARG:NH1	2:B:80:ILE:N	20	1.75
(1,37)	1:A:104:ARG:NH1	2:B:80:ILE:O	20	1.75
(1,37)	1:A:104:ARG:NH1	2:B:84:GLN:C	20	1.75
(1,37)	1:A:104:ARG:NH1	2:B:84:GLN:CA	20	1.75
(1,37)	1:A:104:ARG:NH1	2:B:84:GLN:CB	20	1.75
(1,37)	1:A:104:ARG:NH1	2:B:84:GLN:CD	20	1.75
(1,37)	1:A:104:ARG:NH1	2:B:84:GLN:CG	20	1.75
(1,37)	1:A:104:ARG:NH1	2:B:84:GLN:H	20	1.75
(1,37)	1:A:104:ARG:NH1	2:B:84:GLN:HA	20	1.75
(1,37)	1:A:104:ARG:NH1	2:B:84:GLN:HB2	20	1.75
(1,37)	1:A:104:ARG:NH1	2:B:84:GLN:HB3	20	1.75
(1,37)	1:A:104:ARG:NH1	2:B:84:GLN:HE21	20	1.75
(1,37)	1:A:104:ARG:NH1	2:B:84:GLN:HE22	20	1.75
(1,37)	1:A:104:ARG:NH1	2:B:84:GLN:HG2	20	1.75
(1,37)	1:A:104:ARG:NH1	2:B:84:GLN:HG3	20	1.75
(1,37)	1:A:104:ARG:NH1	2:B:84:GLN:N	20	1.75
(1,37)	1:A:104:ARG:NH1	2:B:84:GLN:NE2	20	1.75
(1,37)	1:A:104:ARG:NH1	2:B:84:GLN:O	20	1.75
(1,37)	1:A:104:ARG:NH1	2:B:84:GLN:OE1	20	1.75
(1,37)	1:A:104:ARG:NH1	2:B:97:THR:C	20	1.75
(1,37)	1:A:104:ARG:NH1	2:B:97:THR:CA	20	1.75
(1,37)	1:A:104:ARG:NH1	2:B:97:THR:CB	20	1.75
(1,37)	1:A:104:ARG:NH1	2:B:97:THR:CG2	20	1.75
(1,37)	1:A:104:ARG:NH1	2:B:97:THR:H	20	1.75
(1,37)	1:A:104:ARG:NH1	2:B:97:THR:HA	20	1.75
(1,37)	1:A:104:ARG:NH1	2:B:97:THR:HB	20	1.75
(1,37)	1:A:104:ARG:NH1	2:B:97:THR:HG1	20	1.75
(1,37)	1:A:104:ARG:NH1	2:B:97:THR:HG21	20	1.75
(1,37)	1:A:104:ARG:NH1	2:B:97:THR:HG22	20	1.75
(1,37)	1:A:104:ARG:NH1	2:B:97:THR:HG23	20	1.75
(1,37)	1:A:104:ARG:NH1	2:B:97:THR:N	20	1.75
(1,37)	1:A:104:ARG:NH1	2:B:97:THR:O	20	1.75
(1,37)	1:A:104:ARG:NH1	2:B:97:THR:OG1	20	1.75
(1,37)	1:A:104:ARG:NH1	2:B:99:HIS:C	20	1.75
(1,37)	1:A:104:ARG:NH1	2:B:99:HIS:CA	20	1.75
(1,37)	1:A:104:ARG:NH1	2:B:99:HIS:CB	20	1.75
(1,37)	1:A:104:ARG:NH1	2:B:99:HIS:CD2	20	1.75

*Continued on next page...*

*Continued from previous page...*

Key	Atom-1	Atom-2	Model ID	Violation (Å)
(1,37)	1:A:104:ARG:NH1	2:B:99:HIS:CE1	20	1.75
(1,37)	1:A:104:ARG:NH1	2:B:99:HIS:CG	20	1.75
(1,37)	1:A:104:ARG:NH1	2:B:99:HIS:H	20	1.75
(1,37)	1:A:104:ARG:NH1	2:B:99:HIS:HA	20	1.75
(1,37)	1:A:104:ARG:NH1	2:B:99:HIS:HB2	20	1.75
(1,37)	1:A:104:ARG:NH1	2:B:99:HIS:HB3	20	1.75
(1,37)	1:A:104:ARG:NH1	2:B:99:HIS:HD1	20	1.75
(1,37)	1:A:104:ARG:NH1	2:B:99:HIS:HD2	20	1.75
(1,37)	1:A:104:ARG:NH1	2:B:99:HIS:HE1	20	1.75
(1,37)	1:A:104:ARG:NH1	2:B:99:HIS:HE2	20	1.75
(1,37)	1:A:104:ARG:NH1	2:B:99:HIS:N	20	1.75
(1,37)	1:A:104:ARG:NH1	2:B:99:HIS:ND1	20	1.75
(1,37)	1:A:104:ARG:NH1	2:B:99:HIS:NE2	20	1.75
(1,37)	1:A:104:ARG:NH1	2:B:99:HIS:O	20	1.75
(1,37)	1:A:104:ARG:NH1	2:B:101:VAL:C	20	1.75
(1,37)	1:A:104:ARG:NH1	2:B:101:VAL:CA	20	1.75
(1,37)	1:A:104:ARG:NH1	2:B:101:VAL:CB	20	1.75
(1,37)	1:A:104:ARG:NH1	2:B:101:VAL:CG1	20	1.75
(1,37)	1:A:104:ARG:NH1	2:B:101:VAL:CG2	20	1.75
(1,37)	1:A:104:ARG:NH1	2:B:101:VAL:H	20	1.75
(1,37)	1:A:104:ARG:NH1	2:B:101:VAL:HA	20	1.75
(1,37)	1:A:104:ARG:NH1	2:B:101:VAL:HB	20	1.75
(1,37)	1:A:104:ARG:NH1	2:B:101:VAL:HG11	20	1.75
(1,37)	1:A:104:ARG:NH1	2:B:101:VAL:HG12	20	1.75
(1,37)	1:A:104:ARG:NH1	2:B:101:VAL:HG13	20	1.75
(1,37)	1:A:104:ARG:NH1	2:B:101:VAL:HG21	20	1.75
(1,37)	1:A:104:ARG:NH1	2:B:101:VAL:HG22	20	1.75
(1,37)	1:A:104:ARG:NH1	2:B:101:VAL:HG23	20	1.75
(1,37)	1:A:104:ARG:NH1	2:B:101:VAL:N	20	1.75
(1,37)	1:A:104:ARG:NH1	2:B:101:VAL:O	20	1.75
(1,37)	1:A:104:ARG:NH2	2:B:75:ILE:C	20	1.75
(1,37)	1:A:104:ARG:NH2	2:B:75:ILE:CA	20	1.75
(1,37)	1:A:104:ARG:NH2	2:B:75:ILE:CB	20	1.75
(1,37)	1:A:104:ARG:NH2	2:B:75:ILE:CD1	20	1.75
(1,37)	1:A:104:ARG:NH2	2:B:75:ILE:CG1	20	1.75
(1,37)	1:A:104:ARG:NH2	2:B:75:ILE:CG2	20	1.75
(1,37)	1:A:104:ARG:NH2	2:B:75:ILE:H	20	1.75
(1,37)	1:A:104:ARG:NH2	2:B:75:ILE:HA	20	1.75
(1,37)	1:A:104:ARG:NH2	2:B:75:ILE:HB	20	1.75
(1,37)	1:A:104:ARG:NH2	2:B:75:ILE:HD11	20	1.75
(1,37)	1:A:104:ARG:NH2	2:B:75:ILE:HD12	20	1.75
(1,37)	1:A:104:ARG:NH2	2:B:75:ILE:HD13	20	1.75

*Continued on next page...*

*Continued from previous page...*

Key	Atom-1	Atom-2	Model ID	Violation (Å)
(1,37)	1:A:104:ARG:NH2	2:B:75:ILE:HG12	20	1.75
(1,37)	1:A:104:ARG:NH2	2:B:75:ILE:HG13	20	1.75
(1,37)	1:A:104:ARG:NH2	2:B:75:ILE:HG21	20	1.75
(1,37)	1:A:104:ARG:NH2	2:B:75:ILE:HG22	20	1.75
(1,37)	1:A:104:ARG:NH2	2:B:75:ILE:HG23	20	1.75
(1,37)	1:A:104:ARG:NH2	2:B:75:ILE:N	20	1.75
(1,37)	1:A:104:ARG:NH2	2:B:75:ILE:O	20	1.75
(1,37)	1:A:104:ARG:NH2	2:B:77:ALA:C	20	1.75
(1,37)	1:A:104:ARG:NH2	2:B:77:ALA:CA	20	1.75
(1,37)	1:A:104:ARG:NH2	2:B:77:ALA:CB	20	1.75
(1,37)	1:A:104:ARG:NH2	2:B:77:ALA:H	20	1.75
(1,37)	1:A:104:ARG:NH2	2:B:77:ALA:HA	20	1.75
(1,37)	1:A:104:ARG:NH2	2:B:77:ALA:HB1	20	1.75
(1,37)	1:A:104:ARG:NH2	2:B:77:ALA:HB2	20	1.75
(1,37)	1:A:104:ARG:NH2	2:B:77:ALA:HB3	20	1.75
(1,37)	1:A:104:ARG:NH2	2:B:77:ALA:N	20	1.75
(1,37)	1:A:104:ARG:NH2	2:B:77:ALA:O	20	1.75
(1,37)	1:A:104:ARG:NH2	2:B:78:GLY:C	20	1.75
(1,37)	1:A:104:ARG:NH2	2:B:78:GLY:CA	20	1.75
(1,37)	1:A:104:ARG:NH2	2:B:78:GLY:H	20	1.75
(1,37)	1:A:104:ARG:NH2	2:B:78:GLY:HA2	20	1.75
(1,37)	1:A:104:ARG:NH2	2:B:78:GLY:HA3	20	1.75
(1,37)	1:A:104:ARG:NH2	2:B:78:GLY:N	20	1.75
(1,37)	1:A:104:ARG:NH2	2:B:78:GLY:O	20	1.75
(1,37)	1:A:104:ARG:NH2	2:B:79:LYS:C	20	1.75
(1,37)	1:A:104:ARG:NH2	2:B:79:LYS:CA	20	1.75
(1,37)	1:A:104:ARG:NH2	2:B:79:LYS:CB	20	1.75
(1,37)	1:A:104:ARG:NH2	2:B:79:LYS:CD	20	1.75
(1,37)	1:A:104:ARG:NH2	2:B:79:LYS:CE	20	1.75
(1,37)	1:A:104:ARG:NH2	2:B:79:LYS:CG	20	1.75
(1,37)	1:A:104:ARG:NH2	2:B:79:LYS:H	20	1.75
(1,37)	1:A:104:ARG:NH2	2:B:79:LYS:HA	20	1.75
(1,37)	1:A:104:ARG:NH2	2:B:79:LYS:HB2	20	1.75
(1,37)	1:A:104:ARG:NH2	2:B:79:LYS:HB3	20	1.75
(1,37)	1:A:104:ARG:NH2	2:B:79:LYS:HD2	20	1.75
(1,37)	1:A:104:ARG:NH2	2:B:79:LYS:HD3	20	1.75
(1,37)	1:A:104:ARG:NH2	2:B:79:LYS:HE2	20	1.75
(1,37)	1:A:104:ARG:NH2	2:B:79:LYS:HE3	20	1.75
(1,37)	1:A:104:ARG:NH2	2:B:79:LYS:HG2	20	1.75
(1,37)	1:A:104:ARG:NH2	2:B:79:LYS:HG3	20	1.75
(1,37)	1:A:104:ARG:NH2	2:B:79:LYS:HZ1	20	1.75
(1,37)	1:A:104:ARG:NH2	2:B:79:LYS:HZ2	20	1.75

*Continued on next page...*

*Continued from previous page...*

Key	Atom-1	Atom-2	Model ID	Violation (Å)
(1,37)	1:A:104:ARG:NH2	2:B:79:LYS:HZ3	20	1.75
(1,37)	1:A:104:ARG:NH2	2:B:79:LYS:N	20	1.75
(1,37)	1:A:104:ARG:NH2	2:B:79:LYS:NZ	20	1.75
(1,37)	1:A:104:ARG:NH2	2:B:79:LYS:O	20	1.75
(1,37)	1:A:104:ARG:NH2	2:B:80:ILE:C	20	1.75
(1,37)	1:A:104:ARG:NH2	2:B:80:ILE:CA	20	1.75
(1,37)	1:A:104:ARG:NH2	2:B:80:ILE:CB	20	1.75
(1,37)	1:A:104:ARG:NH2	2:B:80:ILE:CD1	20	1.75
(1,37)	1:A:104:ARG:NH2	2:B:80:ILE:CG1	20	1.75
(1,37)	1:A:104:ARG:NH2	2:B:80:ILE:CG2	20	1.75
(1,37)	1:A:104:ARG:NH2	2:B:80:ILE:H	20	1.75
(1,37)	1:A:104:ARG:NH2	2:B:80:ILE:HA	20	1.75
(1,37)	1:A:104:ARG:NH2	2:B:80:ILE:HB	20	1.75
(1,37)	1:A:104:ARG:NH2	2:B:80:ILE:HD11	20	1.75
(1,37)	1:A:104:ARG:NH2	2:B:80:ILE:HD12	20	1.75
(1,37)	1:A:104:ARG:NH2	2:B:80:ILE:HD13	20	1.75
(1,37)	1:A:104:ARG:NH2	2:B:80:ILE:HG12	20	1.75
(1,37)	1:A:104:ARG:NH2	2:B:80:ILE:HG13	20	1.75
(1,37)	1:A:104:ARG:NH2	2:B:80:ILE:HG21	20	1.75
(1,37)	1:A:104:ARG:NH2	2:B:80:ILE:HG22	20	1.75
(1,37)	1:A:104:ARG:NH2	2:B:80:ILE:HG23	20	1.75
(1,37)	1:A:104:ARG:NH2	2:B:80:ILE:N	20	1.75
(1,37)	1:A:104:ARG:NH2	2:B:80:ILE:O	20	1.75
(1,37)	1:A:104:ARG:NH2	2:B:84:GLN:C	20	1.75
(1,37)	1:A:104:ARG:NH2	2:B:84:GLN:CA	20	1.75
(1,37)	1:A:104:ARG:NH2	2:B:84:GLN:CB	20	1.75
(1,37)	1:A:104:ARG:NH2	2:B:84:GLN:CD	20	1.75
(1,37)	1:A:104:ARG:NH2	2:B:84:GLN:CG	20	1.75
(1,37)	1:A:104:ARG:NH2	2:B:84:GLN:H	20	1.75
(1,37)	1:A:104:ARG:NH2	2:B:84:GLN:HA	20	1.75
(1,37)	1:A:104:ARG:NH2	2:B:84:GLN:HB2	20	1.75
(1,37)	1:A:104:ARG:NH2	2:B:84:GLN:HB3	20	1.75
(1,37)	1:A:104:ARG:NH2	2:B:84:GLN:HE21	20	1.75
(1,37)	1:A:104:ARG:NH2	2:B:84:GLN:HE22	20	1.75
(1,37)	1:A:104:ARG:NH2	2:B:84:GLN:HG2	20	1.75
(1,37)	1:A:104:ARG:NH2	2:B:84:GLN:HG3	20	1.75
(1,37)	1:A:104:ARG:NH2	2:B:84:GLN:N	20	1.75
(1,37)	1:A:104:ARG:NH2	2:B:84:GLN:NE2	20	1.75
(1,37)	1:A:104:ARG:NH2	2:B:84:GLN:O	20	1.75
(1,37)	1:A:104:ARG:NH2	2:B:84:GLN:OE1	20	1.75
(1,37)	1:A:104:ARG:NH2	2:B:97:THR:C	20	1.75
(1,37)	1:A:104:ARG:NH2	2:B:97:THR:CA	20	1.75

*Continued on next page...*

*Continued from previous page...*

Key	Atom-1	Atom-2	Model ID	Violation (Å)
(1,37)	1:A:104:ARG:NH2	2:B:97:THR:CB	20	1.75
(1,37)	1:A:104:ARG:NH2	2:B:97:THR:CG2	20	1.75
(1,37)	1:A:104:ARG:NH2	2:B:97:THR:H	20	1.75
(1,37)	1:A:104:ARG:NH2	2:B:97:THR:HA	20	1.75
(1,37)	1:A:104:ARG:NH2	2:B:97:THR:HB	20	1.75
(1,37)	1:A:104:ARG:NH2	2:B:97:THR:HG1	20	1.75
(1,37)	1:A:104:ARG:NH2	2:B:97:THR:HG21	20	1.75
(1,37)	1:A:104:ARG:NH2	2:B:97:THR:HG22	20	1.75
(1,37)	1:A:104:ARG:NH2	2:B:97:THR:HG23	20	1.75
(1,37)	1:A:104:ARG:NH2	2:B:97:THR:N	20	1.75
(1,37)	1:A:104:ARG:NH2	2:B:97:THR:O	20	1.75
(1,37)	1:A:104:ARG:NH2	2:B:97:THR:OG1	20	1.75
(1,37)	1:A:104:ARG:NH2	2:B:99:HIS:C	20	1.75
(1,37)	1:A:104:ARG:NH2	2:B:99:HIS:CA	20	1.75
(1,37)	1:A:104:ARG:NH2	2:B:99:HIS:CB	20	1.75
(1,37)	1:A:104:ARG:NH2	2:B:99:HIS:CD2	20	1.75
(1,37)	1:A:104:ARG:NH2	2:B:99:HIS:CE1	20	1.75
(1,37)	1:A:104:ARG:NH2	2:B:99:HIS:CG	20	1.75
(1,37)	1:A:104:ARG:NH2	2:B:99:HIS:H	20	1.75
(1,37)	1:A:104:ARG:NH2	2:B:99:HIS:HA	20	1.75
(1,37)	1:A:104:ARG:NH2	2:B:99:HIS:HB2	20	1.75
(1,37)	1:A:104:ARG:NH2	2:B:99:HIS:HB3	20	1.75
(1,37)	1:A:104:ARG:NH2	2:B:99:HIS:HD1	20	1.75
(1,37)	1:A:104:ARG:NH2	2:B:99:HIS:HD2	20	1.75
(1,37)	1:A:104:ARG:NH2	2:B:99:HIS:HE1	20	1.75
(1,37)	1:A:104:ARG:NH2	2:B:99:HIS:HE2	20	1.75
(1,37)	1:A:104:ARG:NH2	2:B:99:HIS:N	20	1.75
(1,37)	1:A:104:ARG:NH2	2:B:99:HIS:ND1	20	1.75
(1,37)	1:A:104:ARG:NH2	2:B:99:HIS:NE2	20	1.75
(1,37)	1:A:104:ARG:NH2	2:B:99:HIS:O	20	1.75
(1,37)	1:A:104:ARG:NH2	2:B:101:VAL:C	20	1.75
(1,37)	1:A:104:ARG:NH2	2:B:101:VAL:CA	20	1.75
(1,37)	1:A:104:ARG:NH2	2:B:101:VAL:CB	20	1.75
(1,37)	1:A:104:ARG:NH2	2:B:101:VAL:CG1	20	1.75
(1,37)	1:A:104:ARG:NH2	2:B:101:VAL:CG2	20	1.75
(1,37)	1:A:104:ARG:NH2	2:B:101:VAL:H	20	1.75
(1,37)	1:A:104:ARG:NH2	2:B:101:VAL:HA	20	1.75
(1,37)	1:A:104:ARG:NH2	2:B:101:VAL:HB	20	1.75
(1,37)	1:A:104:ARG:NH2	2:B:101:VAL:HG11	20	1.75
(1,37)	1:A:104:ARG:NH2	2:B:101:VAL:HG12	20	1.75
(1,37)	1:A:104:ARG:NH2	2:B:101:VAL:HG13	20	1.75
(1,37)	1:A:104:ARG:NH2	2:B:101:VAL:HG21	20	1.75

*Continued on next page...*

*Continued from previous page...*

Key	Atom-1	Atom-2	Model ID	Violation (Å)
(1,37)	1:A:104:ARG:NH2	2:B:101:VAL:HG22	20	1.75
(1,37)	1:A:104:ARG:NH2	2:B:101:VAL:HG23	20	1.75
(1,37)	1:A:104:ARG:NH2	2:B:101:VAL:N	20	1.75
(1,37)	1:A:104:ARG:NH2	2:B:101:VAL:O	20	1.75
(1,37)	1:A:104:ARG:O	2:B:75:ILE:C	20	1.75
(1,37)	1:A:104:ARG:O	2:B:75:ILE:CA	20	1.75
(1,37)	1:A:104:ARG:O	2:B:75:ILE:CB	20	1.75
(1,37)	1:A:104:ARG:O	2:B:75:ILE:CD1	20	1.75
(1,37)	1:A:104:ARG:O	2:B:75:ILE:CG1	20	1.75
(1,37)	1:A:104:ARG:O	2:B:75:ILE:CG2	20	1.75
(1,37)	1:A:104:ARG:O	2:B:75:ILE:H	20	1.75
(1,37)	1:A:104:ARG:O	2:B:75:ILE:HA	20	1.75
(1,37)	1:A:104:ARG:O	2:B:75:ILE:HB	20	1.75
(1,37)	1:A:104:ARG:O	2:B:75:ILE:HD11	20	1.75
(1,37)	1:A:104:ARG:O	2:B:75:ILE:HD12	20	1.75
(1,37)	1:A:104:ARG:O	2:B:75:ILE:HD13	20	1.75
(1,37)	1:A:104:ARG:O	2:B:75:ILE:HG12	20	1.75
(1,37)	1:A:104:ARG:O	2:B:75:ILE:HG13	20	1.75
(1,37)	1:A:104:ARG:O	2:B:75:ILE:HG21	20	1.75
(1,37)	1:A:104:ARG:O	2:B:75:ILE:HG22	20	1.75
(1,37)	1:A:104:ARG:O	2:B:75:ILE:HG23	20	1.75
(1,37)	1:A:104:ARG:O	2:B:75:ILE:N	20	1.75
(1,37)	1:A:104:ARG:O	2:B:75:ILE:O	20	1.75
(1,37)	1:A:104:ARG:O	2:B:77:ALA:C	20	1.75
(1,37)	1:A:104:ARG:O	2:B:77:ALA:CA	20	1.75
(1,37)	1:A:104:ARG:O	2:B:77:ALA:CB	20	1.75
(1,37)	1:A:104:ARG:O	2:B:77:ALA:H	20	1.75
(1,37)	1:A:104:ARG:O	2:B:77:ALA:HA	20	1.75
(1,37)	1:A:104:ARG:O	2:B:77:ALA:HB1	20	1.75
(1,37)	1:A:104:ARG:O	2:B:77:ALA:HB2	20	1.75
(1,37)	1:A:104:ARG:O	2:B:77:ALA:HB3	20	1.75
(1,37)	1:A:104:ARG:O	2:B:77:ALA:N	20	1.75
(1,37)	1:A:104:ARG:O	2:B:77:ALA:O	20	1.75
(1,37)	1:A:104:ARG:O	2:B:78:GLY:C	20	1.75
(1,37)	1:A:104:ARG:O	2:B:78:GLY:CA	20	1.75
(1,37)	1:A:104:ARG:O	2:B:78:GLY:H	20	1.75
(1,37)	1:A:104:ARG:O	2:B:78:GLY:HA2	20	1.75
(1,37)	1:A:104:ARG:O	2:B:78:GLY:HA3	20	1.75
(1,37)	1:A:104:ARG:O	2:B:78:GLY:N	20	1.75
(1,37)	1:A:104:ARG:O	2:B:78:GLY:O	20	1.75
(1,37)	1:A:104:ARG:O	2:B:79:LYS:C	20	1.75
(1,37)	1:A:104:ARG:O	2:B:79:LYS:CA	20	1.75

*Continued on next page...*



*Continued from previous page...*

Key	Atom-1	Atom-2	Model ID	Violation (Å)
(1,37)	1:A:104:ARG:O	2:B:79:LYS:CB	20	1.75
(1,37)	1:A:104:ARG:O	2:B:79:LYS:CD	20	1.75
(1,37)	1:A:104:ARG:O	2:B:79:LYS:CE	20	1.75
(1,37)	1:A:104:ARG:O	2:B:79:LYS:CG	20	1.75
(1,37)	1:A:104:ARG:O	2:B:79:LYS:H	20	1.75
(1,37)	1:A:104:ARG:O	2:B:79:LYS:HA	20	1.75
(1,37)	1:A:104:ARG:O	2:B:79:LYS:HB2	20	1.75
(1,37)	1:A:104:ARG:O	2:B:79:LYS:HB3	20	1.75
(1,37)	1:A:104:ARG:O	2:B:79:LYS:HD2	20	1.75
(1,37)	1:A:104:ARG:O	2:B:79:LYS:HD3	20	1.75
(1,37)	1:A:104:ARG:O	2:B:79:LYS:HE2	20	1.75
(1,37)	1:A:104:ARG:O	2:B:79:LYS:HE3	20	1.75
(1,37)	1:A:104:ARG:O	2:B:79:LYS:HG2	20	1.75
(1,37)	1:A:104:ARG:O	2:B:79:LYS:HG3	20	1.75
(1,37)	1:A:104:ARG:O	2:B:79:LYS:HZ1	20	1.75
(1,37)	1:A:104:ARG:O	2:B:79:LYS:HZ2	20	1.75
(1,37)	1:A:104:ARG:O	2:B:79:LYS:HZ3	20	1.75
(1,37)	1:A:104:ARG:O	2:B:79:LYS:N	20	1.75
(1,37)	1:A:104:ARG:O	2:B:79:LYS:NZ	20	1.75
(1,37)	1:A:104:ARG:O	2:B:79:LYS:O	20	1.75
(1,37)	1:A:104:ARG:O	2:B:80:ILE:C	20	1.75
(1,37)	1:A:104:ARG:O	2:B:80:ILE:CA	20	1.75
(1,37)	1:A:104:ARG:O	2:B:80:ILE:CB	20	1.75
(1,37)	1:A:104:ARG:O	2:B:80:ILE:CD1	20	1.75
(1,37)	1:A:104:ARG:O	2:B:80:ILE:CG1	20	1.75
(1,37)	1:A:104:ARG:O	2:B:80:ILE:CG2	20	1.75
(1,37)	1:A:104:ARG:O	2:B:80:ILE:H	20	1.75
(1,37)	1:A:104:ARG:O	2:B:80:ILE:HA	20	1.75
(1,37)	1:A:104:ARG:O	2:B:80:ILE:HB	20	1.75
(1,37)	1:A:104:ARG:O	2:B:80:ILE:HD11	20	1.75
(1,37)	1:A:104:ARG:O	2:B:80:ILE:HD12	20	1.75
(1,37)	1:A:104:ARG:O	2:B:80:ILE:HD13	20	1.75
(1,37)	1:A:104:ARG:O	2:B:80:ILE:HG12	20	1.75
(1,37)	1:A:104:ARG:O	2:B:80:ILE:HG13	20	1.75
(1,37)	1:A:104:ARG:O	2:B:80:ILE:HG21	20	1.75
(1,37)	1:A:104:ARG:O	2:B:80:ILE:HG22	20	1.75
(1,37)	1:A:104:ARG:O	2:B:80:ILE:HG23	20	1.75
(1,37)	1:A:104:ARG:O	2:B:80:ILE:N	20	1.75
(1,37)	1:A:104:ARG:O	2:B:80:ILE:O	20	1.75
(1,37)	1:A:104:ARG:O	2:B:84:GLN:C	20	1.75
(1,37)	1:A:104:ARG:O	2:B:84:GLN:CA	20	1.75
(1,37)	1:A:104:ARG:O	2:B:84:GLN:CB	20	1.75

*Continued on next page...*

*Continued from previous page...*

Key	Atom-1	Atom-2	Model ID	Violation (Å)
(1,37)	1:A:104:ARG:O	2:B:84:GLN:CD	20	1.75
(1,37)	1:A:104:ARG:O	2:B:84:GLN:CG	20	1.75
(1,37)	1:A:104:ARG:O	2:B:84:GLN:H	20	1.75
(1,37)	1:A:104:ARG:O	2:B:84:GLN:HA	20	1.75
(1,37)	1:A:104:ARG:O	2:B:84:GLN:HB2	20	1.75
(1,37)	1:A:104:ARG:O	2:B:84:GLN:HB3	20	1.75
(1,37)	1:A:104:ARG:O	2:B:84:GLN:HE21	20	1.75
(1,37)	1:A:104:ARG:O	2:B:84:GLN:HE22	20	1.75
(1,37)	1:A:104:ARG:O	2:B:84:GLN:HG2	20	1.75
(1,37)	1:A:104:ARG:O	2:B:84:GLN:HG3	20	1.75
(1,37)	1:A:104:ARG:O	2:B:84:GLN:N	20	1.75
(1,37)	1:A:104:ARG:O	2:B:84:GLN:NE2	20	1.75
(1,37)	1:A:104:ARG:O	2:B:84:GLN:O	20	1.75
(1,37)	1:A:104:ARG:O	2:B:84:GLN:OE1	20	1.75
(1,37)	1:A:104:ARG:O	2:B:97:THR:C	20	1.75
(1,37)	1:A:104:ARG:O	2:B:97:THR:CA	20	1.75
(1,37)	1:A:104:ARG:O	2:B:97:THR:CB	20	1.75
(1,37)	1:A:104:ARG:O	2:B:97:THR:CG2	20	1.75
(1,37)	1:A:104:ARG:O	2:B:97:THR:H	20	1.75
(1,37)	1:A:104:ARG:O	2:B:97:THR:HA	20	1.75
(1,37)	1:A:104:ARG:O	2:B:97:THR:HB	20	1.75
(1,37)	1:A:104:ARG:O	2:B:97:THR:HG1	20	1.75
(1,37)	1:A:104:ARG:O	2:B:97:THR:HG21	20	1.75
(1,37)	1:A:104:ARG:O	2:B:97:THR:HG22	20	1.75
(1,37)	1:A:104:ARG:O	2:B:97:THR:HG23	20	1.75
(1,37)	1:A:104:ARG:O	2:B:97:THR:N	20	1.75
(1,37)	1:A:104:ARG:O	2:B:97:THR:O	20	1.75
(1,37)	1:A:104:ARG:O	2:B:97:THR:OG1	20	1.75
(1,37)	1:A:104:ARG:O	2:B:99:HIS:C	20	1.75
(1,37)	1:A:104:ARG:O	2:B:99:HIS:CA	20	1.75
(1,37)	1:A:104:ARG:O	2:B:99:HIS:CB	20	1.75
(1,37)	1:A:104:ARG:O	2:B:99:HIS:CD2	20	1.75
(1,37)	1:A:104:ARG:O	2:B:99:HIS:CE1	20	1.75
(1,37)	1:A:104:ARG:O	2:B:99:HIS:CG	20	1.75
(1,37)	1:A:104:ARG:O	2:B:99:HIS:H	20	1.75
(1,37)	1:A:104:ARG:O	2:B:99:HIS:HA	20	1.75
(1,37)	1:A:104:ARG:O	2:B:99:HIS:HB2	20	1.75
(1,37)	1:A:104:ARG:O	2:B:99:HIS:HB3	20	1.75
(1,37)	1:A:104:ARG:O	2:B:99:HIS:HD1	20	1.75
(1,37)	1:A:104:ARG:O	2:B:99:HIS:HD2	20	1.75
(1,37)	1:A:104:ARG:O	2:B:99:HIS:HE1	20	1.75
(1,37)	1:A:104:ARG:O	2:B:99:HIS:HE2	20	1.75

*Continued on next page...*

*Continued from previous page...*

Key	Atom-1	Atom-2	Model ID	Violation (Å)
(1,37)	1:A:104:ARG:O	2:B:99:HIS:N	20	1.75
(1,37)	1:A:104:ARG:O	2:B:99:HIS:ND1	20	1.75
(1,37)	1:A:104:ARG:O	2:B:99:HIS:NE2	20	1.75
(1,37)	1:A:104:ARG:O	2:B:99:HIS:O	20	1.75
(1,37)	1:A:104:ARG:O	2:B:101:VAL:C	20	1.75
(1,37)	1:A:104:ARG:O	2:B:101:VAL:CA	20	1.75
(1,37)	1:A:104:ARG:O	2:B:101:VAL:CB	20	1.75
(1,37)	1:A:104:ARG:O	2:B:101:VAL:CG1	20	1.75
(1,37)	1:A:104:ARG:O	2:B:101:VAL:CG2	20	1.75
(1,37)	1:A:104:ARG:O	2:B:101:VAL:H	20	1.75
(1,37)	1:A:104:ARG:O	2:B:101:VAL:HA	20	1.75
(1,37)	1:A:104:ARG:O	2:B:101:VAL:HB	20	1.75
(1,37)	1:A:104:ARG:O	2:B:101:VAL:HG11	20	1.75
(1,37)	1:A:104:ARG:O	2:B:101:VAL:HG12	20	1.75
(1,37)	1:A:104:ARG:O	2:B:101:VAL:HG13	20	1.75
(1,37)	1:A:104:ARG:O	2:B:101:VAL:HG21	20	1.75
(1,37)	1:A:104:ARG:O	2:B:101:VAL:HG22	20	1.75
(1,37)	1:A:104:ARG:O	2:B:101:VAL:HG23	20	1.75
(1,37)	1:A:104:ARG:O	2:B:101:VAL:N	20	1.75
(1,37)	1:A:104:ARG:O	2:B:101:VAL:O	20	1.75
(1,2)	1:A:78:ASP:HB2	2:B:41:LYS:H	11	1.74
(1,2)	1:A:78:ASP:HB3	2:B:41:LYS:H	11	1.74
(1,33)	1:A:55:SER:C	2:B:75:ILE:C	16	1.73
(1,33)	1:A:55:SER:C	2:B:75:ILE:CA	16	1.73
(1,33)	1:A:55:SER:C	2:B:75:ILE:CB	16	1.73
(1,33)	1:A:55:SER:C	2:B:75:ILE:CD1	16	1.73
(1,33)	1:A:55:SER:C	2:B:75:ILE:CG1	16	1.73
(1,33)	1:A:55:SER:C	2:B:75:ILE:CG2	16	1.73
(1,33)	1:A:55:SER:C	2:B:75:ILE:H	16	1.73
(1,33)	1:A:55:SER:C	2:B:75:ILE:HA	16	1.73
(1,33)	1:A:55:SER:C	2:B:75:ILE:HB	16	1.73
(1,33)	1:A:55:SER:C	2:B:75:ILE:HD11	16	1.73
(1,33)	1:A:55:SER:C	2:B:75:ILE:HD12	16	1.73
(1,33)	1:A:55:SER:C	2:B:75:ILE:HD13	16	1.73
(1,33)	1:A:55:SER:C	2:B:75:ILE:HG12	16	1.73
(1,33)	1:A:55:SER:C	2:B:75:ILE:HG13	16	1.73
(1,33)	1:A:55:SER:C	2:B:75:ILE:HG21	16	1.73
(1,33)	1:A:55:SER:C	2:B:75:ILE:HG22	16	1.73
(1,33)	1:A:55:SER:C	2:B:75:ILE:HG23	16	1.73
(1,33)	1:A:55:SER:C	2:B:75:ILE:N	16	1.73
(1,33)	1:A:55:SER:C	2:B:75:ILE:O	16	1.73
(1,33)	1:A:55:SER:C	2:B:77:ALA:C	16	1.73

*Continued on next page...*

*Continued from previous page...*

Key	Atom-1	Atom-2	Model ID	Violation (Å)
(1,33)	1:A:55:SER:C	2:B:77:ALA:CA	16	1.73
(1,33)	1:A:55:SER:C	2:B:77:ALA:CB	16	1.73
(1,33)	1:A:55:SER:C	2:B:77:ALA:H	16	1.73
(1,33)	1:A:55:SER:C	2:B:77:ALA:HA	16	1.73
(1,33)	1:A:55:SER:C	2:B:77:ALA:HB1	16	1.73
(1,33)	1:A:55:SER:C	2:B:77:ALA:HB2	16	1.73
(1,33)	1:A:55:SER:C	2:B:77:ALA:HB3	16	1.73
(1,33)	1:A:55:SER:C	2:B:77:ALA:N	16	1.73
(1,33)	1:A:55:SER:C	2:B:77:ALA:O	16	1.73
(1,33)	1:A:55:SER:C	2:B:78:GLY:C	16	1.73
(1,33)	1:A:55:SER:C	2:B:78:GLY:CA	16	1.73
(1,33)	1:A:55:SER:C	2:B:78:GLY:H	16	1.73
(1,33)	1:A:55:SER:C	2:B:78:GLY:HA2	16	1.73
(1,33)	1:A:55:SER:C	2:B:78:GLY:HA3	16	1.73
(1,33)	1:A:55:SER:C	2:B:78:GLY:N	16	1.73
(1,33)	1:A:55:SER:C	2:B:78:GLY:O	16	1.73
(1,33)	1:A:55:SER:C	2:B:79:LYS:C	16	1.73
(1,33)	1:A:55:SER:C	2:B:79:LYS:CA	16	1.73
(1,33)	1:A:55:SER:C	2:B:79:LYS:CB	16	1.73
(1,33)	1:A:55:SER:C	2:B:79:LYS:CD	16	1.73
(1,33)	1:A:55:SER:C	2:B:79:LYS:CE	16	1.73
(1,33)	1:A:55:SER:C	2:B:79:LYS:CG	16	1.73
(1,33)	1:A:55:SER:C	2:B:79:LYS:H	16	1.73
(1,33)	1:A:55:SER:C	2:B:79:LYS:HA	16	1.73
(1,33)	1:A:55:SER:C	2:B:79:LYS:HB2	16	1.73
(1,33)	1:A:55:SER:C	2:B:79:LYS:HB3	16	1.73
(1,33)	1:A:55:SER:C	2:B:79:LYS:HD2	16	1.73
(1,33)	1:A:55:SER:C	2:B:79:LYS:HD3	16	1.73
(1,33)	1:A:55:SER:C	2:B:79:LYS:HE2	16	1.73
(1,33)	1:A:55:SER:C	2:B:79:LYS:HE3	16	1.73
(1,33)	1:A:55:SER:C	2:B:79:LYS:HG2	16	1.73
(1,33)	1:A:55:SER:C	2:B:79:LYS:HG3	16	1.73
(1,33)	1:A:55:SER:C	2:B:79:LYS:HZ1	16	1.73
(1,33)	1:A:55:SER:C	2:B:79:LYS:HZ2	16	1.73
(1,33)	1:A:55:SER:C	2:B:79:LYS:HZ3	16	1.73
(1,33)	1:A:55:SER:C	2:B:79:LYS:N	16	1.73
(1,33)	1:A:55:SER:C	2:B:79:LYS:NZ	16	1.73
(1,33)	1:A:55:SER:C	2:B:79:LYS:O	16	1.73
(1,33)	1:A:55:SER:C	2:B:80:ILE:C	16	1.73
(1,33)	1:A:55:SER:C	2:B:80:ILE:CA	16	1.73
(1,33)	1:A:55:SER:C	2:B:80:ILE:CB	16	1.73
(1,33)	1:A:55:SER:C	2:B:80:ILE:CD1	16	1.73

*Continued on next page...*

*Continued from previous page...*

Key	Atom-1	Atom-2	Model ID	Violation (Å)
(1,33)	1:A:55:SER:C	2:B:80:ILE:CG1	16	1.73
(1,33)	1:A:55:SER:C	2:B:80:ILE:CG2	16	1.73
(1,33)	1:A:55:SER:C	2:B:80:ILE:H	16	1.73
(1,33)	1:A:55:SER:C	2:B:80:ILE:HA	16	1.73
(1,33)	1:A:55:SER:C	2:B:80:ILE:HB	16	1.73
(1,33)	1:A:55:SER:C	2:B:80:ILE:HD11	16	1.73
(1,33)	1:A:55:SER:C	2:B:80:ILE:HD12	16	1.73
(1,33)	1:A:55:SER:C	2:B:80:ILE:HD13	16	1.73
(1,33)	1:A:55:SER:C	2:B:80:ILE:HG12	16	1.73
(1,33)	1:A:55:SER:C	2:B:80:ILE:HG13	16	1.73
(1,33)	1:A:55:SER:C	2:B:80:ILE:HG21	16	1.73
(1,33)	1:A:55:SER:C	2:B:80:ILE:HG22	16	1.73
(1,33)	1:A:55:SER:C	2:B:80:ILE:HG23	16	1.73
(1,33)	1:A:55:SER:C	2:B:80:ILE:N	16	1.73
(1,33)	1:A:55:SER:C	2:B:80:ILE:O	16	1.73
(1,33)	1:A:55:SER:C	2:B:84:GLN:C	16	1.73
(1,33)	1:A:55:SER:C	2:B:84:GLN:CA	16	1.73
(1,33)	1:A:55:SER:C	2:B:84:GLN:CB	16	1.73
(1,33)	1:A:55:SER:C	2:B:84:GLN:CD	16	1.73
(1,33)	1:A:55:SER:C	2:B:84:GLN:CG	16	1.73
(1,33)	1:A:55:SER:C	2:B:84:GLN:H	16	1.73
(1,33)	1:A:55:SER:C	2:B:84:GLN:HA	16	1.73
(1,33)	1:A:55:SER:C	2:B:84:GLN:HB2	16	1.73
(1,33)	1:A:55:SER:C	2:B:84:GLN:HB3	16	1.73
(1,33)	1:A:55:SER:C	2:B:84:GLN:HE21	16	1.73
(1,33)	1:A:55:SER:C	2:B:84:GLN:HE22	16	1.73
(1,33)	1:A:55:SER:C	2:B:84:GLN:HG2	16	1.73
(1,33)	1:A:55:SER:C	2:B:84:GLN:HG3	16	1.73
(1,33)	1:A:55:SER:C	2:B:84:GLN:N	16	1.73
(1,33)	1:A:55:SER:C	2:B:84:GLN:NE2	16	1.73
(1,33)	1:A:55:SER:C	2:B:84:GLN:O	16	1.73
(1,33)	1:A:55:SER:C	2:B:84:GLN:OE1	16	1.73
(1,33)	1:A:55:SER:C	2:B:97:THR:C	16	1.73
(1,33)	1:A:55:SER:C	2:B:97:THR:CA	16	1.73
(1,33)	1:A:55:SER:C	2:B:97:THR:CB	16	1.73
(1,33)	1:A:55:SER:C	2:B:97:THR:CG2	16	1.73
(1,33)	1:A:55:SER:C	2:B:97:THR:H	16	1.73
(1,33)	1:A:55:SER:C	2:B:97:THR:HA	16	1.73
(1,33)	1:A:55:SER:C	2:B:97:THR:HB	16	1.73
(1,33)	1:A:55:SER:C	2:B:97:THR:HG1	16	1.73
(1,33)	1:A:55:SER:C	2:B:97:THR:HG21	16	1.73
(1,33)	1:A:55:SER:C	2:B:97:THR:HG22	16	1.73

*Continued on next page...*

*Continued from previous page...*

Key	Atom-1	Atom-2	Model ID	Violation (Å)
(1,33)	1:A:55:SER:C	2:B:97:THR:HG23	16	1.73
(1,33)	1:A:55:SER:C	2:B:97:THR:N	16	1.73
(1,33)	1:A:55:SER:C	2:B:97:THR:O	16	1.73
(1,33)	1:A:55:SER:C	2:B:97:THR:OG1	16	1.73
(1,33)	1:A:55:SER:C	2:B:99:HIS:C	16	1.73
(1,33)	1:A:55:SER:C	2:B:99:HIS:CA	16	1.73
(1,33)	1:A:55:SER:C	2:B:99:HIS:CB	16	1.73
(1,33)	1:A:55:SER:C	2:B:99:HIS:CD2	16	1.73
(1,33)	1:A:55:SER:C	2:B:99:HIS:CE1	16	1.73
(1,33)	1:A:55:SER:C	2:B:99:HIS:CG	16	1.73
(1,33)	1:A:55:SER:C	2:B:99:HIS:H	16	1.73
(1,33)	1:A:55:SER:C	2:B:99:HIS:HA	16	1.73
(1,33)	1:A:55:SER:C	2:B:99:HIS:HB2	16	1.73
(1,33)	1:A:55:SER:C	2:B:99:HIS:HB3	16	1.73
(1,33)	1:A:55:SER:C	2:B:99:HIS:HD1	16	1.73
(1,33)	1:A:55:SER:C	2:B:99:HIS:HD2	16	1.73
(1,33)	1:A:55:SER:C	2:B:99:HIS:HE1	16	1.73
(1,33)	1:A:55:SER:C	2:B:99:HIS:HE2	16	1.73
(1,33)	1:A:55:SER:C	2:B:99:HIS:N	16	1.73
(1,33)	1:A:55:SER:C	2:B:99:HIS:ND1	16	1.73
(1,33)	1:A:55:SER:C	2:B:99:HIS:NE2	16	1.73
(1,33)	1:A:55:SER:C	2:B:99:HIS:O	16	1.73
(1,33)	1:A:55:SER:C	2:B:101:VAL:C	16	1.73
(1,33)	1:A:55:SER:C	2:B:101:VAL:CA	16	1.73
(1,33)	1:A:55:SER:C	2:B:101:VAL:CB	16	1.73
(1,33)	1:A:55:SER:C	2:B:101:VAL:CG1	16	1.73
(1,33)	1:A:55:SER:C	2:B:101:VAL:CG2	16	1.73
(1,33)	1:A:55:SER:C	2:B:101:VAL:H	16	1.73
(1,33)	1:A:55:SER:C	2:B:101:VAL:HA	16	1.73
(1,33)	1:A:55:SER:C	2:B:101:VAL:HB	16	1.73
(1,33)	1:A:55:SER:C	2:B:101:VAL:HG11	16	1.73
(1,33)	1:A:55:SER:C	2:B:101:VAL:HG12	16	1.73
(1,33)	1:A:55:SER:C	2:B:101:VAL:HG13	16	1.73
(1,33)	1:A:55:SER:C	2:B:101:VAL:HG21	16	1.73
(1,33)	1:A:55:SER:C	2:B:101:VAL:HG22	16	1.73
(1,33)	1:A:55:SER:C	2:B:101:VAL:HG23	16	1.73
(1,33)	1:A:55:SER:C	2:B:101:VAL:N	16	1.73
(1,33)	1:A:55:SER:C	2:B:101:VAL:O	16	1.73
(1,33)	1:A:55:SER:CA	2:B:75:ILE:C	16	1.73
(1,33)	1:A:55:SER:CA	2:B:75:ILE:CA	16	1.73
(1,33)	1:A:55:SER:CA	2:B:75:ILE:CB	16	1.73
(1,33)	1:A:55:SER:CA	2:B:75:ILE:CD1	16	1.73

*Continued on next page...*

*Continued from previous page...*

Key	Atom-1	Atom-2	Model ID	Violation (Å)
(1,33)	1:A:55:SER:CA	2:B:75:ILE:CG1	16	1.73
(1,33)	1:A:55:SER:CA	2:B:75:ILE:CG2	16	1.73
(1,33)	1:A:55:SER:CA	2:B:75:ILE:H	16	1.73
(1,33)	1:A:55:SER:CA	2:B:75:ILE:HA	16	1.73
(1,33)	1:A:55:SER:CA	2:B:75:ILE:HB	16	1.73
(1,33)	1:A:55:SER:CA	2:B:75:ILE:HD11	16	1.73
(1,33)	1:A:55:SER:CA	2:B:75:ILE:HD12	16	1.73
(1,33)	1:A:55:SER:CA	2:B:75:ILE:HD13	16	1.73
(1,33)	1:A:55:SER:CA	2:B:75:ILE:HG12	16	1.73
(1,33)	1:A:55:SER:CA	2:B:75:ILE:HG13	16	1.73
(1,33)	1:A:55:SER:CA	2:B:75:ILE:HG21	16	1.73
(1,33)	1:A:55:SER:CA	2:B:75:ILE:HG22	16	1.73
(1,33)	1:A:55:SER:CA	2:B:75:ILE:HG23	16	1.73
(1,33)	1:A:55:SER:CA	2:B:75:ILE:N	16	1.73
(1,33)	1:A:55:SER:CA	2:B:75:ILE:O	16	1.73
(1,33)	1:A:55:SER:CA	2:B:77:ALA:C	16	1.73
(1,33)	1:A:55:SER:CA	2:B:77:ALA:CA	16	1.73
(1,33)	1:A:55:SER:CA	2:B:77:ALA:CB	16	1.73
(1,33)	1:A:55:SER:CA	2:B:77:ALA:H	16	1.73
(1,33)	1:A:55:SER:CA	2:B:77:ALA:HA	16	1.73
(1,33)	1:A:55:SER:CA	2:B:77:ALA:HB1	16	1.73
(1,33)	1:A:55:SER:CA	2:B:77:ALA:HB2	16	1.73
(1,33)	1:A:55:SER:CA	2:B:77:ALA:HB3	16	1.73
(1,33)	1:A:55:SER:CA	2:B:77:ALA:N	16	1.73
(1,33)	1:A:55:SER:CA	2:B:77:ALA:O	16	1.73
(1,33)	1:A:55:SER:CA	2:B:78:GLY:C	16	1.73
(1,33)	1:A:55:SER:CA	2:B:78:GLY:CA	16	1.73
(1,33)	1:A:55:SER:CA	2:B:78:GLY:H	16	1.73
(1,33)	1:A:55:SER:CA	2:B:78:GLY:HA2	16	1.73
(1,33)	1:A:55:SER:CA	2:B:78:GLY:HA3	16	1.73
(1,33)	1:A:55:SER:CA	2:B:78:GLY:N	16	1.73
(1,33)	1:A:55:SER:CA	2:B:78:GLY:O	16	1.73
(1,33)	1:A:55:SER:CA	2:B:79:LYS:C	16	1.73
(1,33)	1:A:55:SER:CA	2:B:79:LYS:CA	16	1.73
(1,33)	1:A:55:SER:CA	2:B:79:LYS:CB	16	1.73
(1,33)	1:A:55:SER:CA	2:B:79:LYS:CD	16	1.73
(1,33)	1:A:55:SER:CA	2:B:79:LYS:CE	16	1.73
(1,33)	1:A:55:SER:CA	2:B:79:LYS:CG	16	1.73
(1,33)	1:A:55:SER:CA	2:B:79:LYS:H	16	1.73
(1,33)	1:A:55:SER:CA	2:B:79:LYS:HA	16	1.73
(1,33)	1:A:55:SER:CA	2:B:79:LYS:HB2	16	1.73
(1,33)	1:A:55:SER:CA	2:B:79:LYS:HB3	16	1.73

*Continued on next page...*

*Continued from previous page...*

Key	Atom-1	Atom-2	Model ID	Violation (Å)
(1,33)	1:A:55:SER:CA	2:B:79:LYS:HD2	16	1.73
(1,33)	1:A:55:SER:CA	2:B:79:LYS:HD3	16	1.73
(1,33)	1:A:55:SER:CA	2:B:79:LYS:HE2	16	1.73
(1,33)	1:A:55:SER:CA	2:B:79:LYS:HE3	16	1.73
(1,33)	1:A:55:SER:CA	2:B:79:LYS:HG2	16	1.73
(1,33)	1:A:55:SER:CA	2:B:79:LYS:HG3	16	1.73
(1,33)	1:A:55:SER:CA	2:B:79:LYS:HZ1	16	1.73
(1,33)	1:A:55:SER:CA	2:B:79:LYS:HZ2	16	1.73
(1,33)	1:A:55:SER:CA	2:B:79:LYS:HZ3	16	1.73
(1,33)	1:A:55:SER:CA	2:B:79:LYS:N	16	1.73
(1,33)	1:A:55:SER:CA	2:B:79:LYS:NZ	16	1.73
(1,33)	1:A:55:SER:CA	2:B:79:LYS:O	16	1.73
(1,33)	1:A:55:SER:CA	2:B:80:ILE:C	16	1.73
(1,33)	1:A:55:SER:CA	2:B:80:ILE:CA	16	1.73
(1,33)	1:A:55:SER:CA	2:B:80:ILE:CB	16	1.73
(1,33)	1:A:55:SER:CA	2:B:80:ILE:CD1	16	1.73
(1,33)	1:A:55:SER:CA	2:B:80:ILE:CG1	16	1.73
(1,33)	1:A:55:SER:CA	2:B:80:ILE:CG2	16	1.73
(1,33)	1:A:55:SER:CA	2:B:80:ILE:H	16	1.73
(1,33)	1:A:55:SER:CA	2:B:80:ILE:HA	16	1.73
(1,33)	1:A:55:SER:CA	2:B:80:ILE:HB	16	1.73
(1,33)	1:A:55:SER:CA	2:B:80:ILE:HD11	16	1.73
(1,33)	1:A:55:SER:CA	2:B:80:ILE:HD12	16	1.73
(1,33)	1:A:55:SER:CA	2:B:80:ILE:HD13	16	1.73
(1,33)	1:A:55:SER:CA	2:B:80:ILE:HG12	16	1.73
(1,33)	1:A:55:SER:CA	2:B:80:ILE:HG13	16	1.73
(1,33)	1:A:55:SER:CA	2:B:80:ILE:HG21	16	1.73
(1,33)	1:A:55:SER:CA	2:B:80:ILE:HG22	16	1.73
(1,33)	1:A:55:SER:CA	2:B:80:ILE:HG23	16	1.73
(1,33)	1:A:55:SER:CA	2:B:80:ILE:N	16	1.73
(1,33)	1:A:55:SER:CA	2:B:80:ILE:O	16	1.73
(1,33)	1:A:55:SER:CA	2:B:84:GLN:C	16	1.73
(1,33)	1:A:55:SER:CA	2:B:84:GLN:CA	16	1.73
(1,33)	1:A:55:SER:CA	2:B:84:GLN:CB	16	1.73
(1,33)	1:A:55:SER:CA	2:B:84:GLN:CD	16	1.73
(1,33)	1:A:55:SER:CA	2:B:84:GLN:CG	16	1.73
(1,33)	1:A:55:SER:CA	2:B:84:GLN:H	16	1.73
(1,33)	1:A:55:SER:CA	2:B:84:GLN:HA	16	1.73
(1,33)	1:A:55:SER:CA	2:B:84:GLN:HB2	16	1.73
(1,33)	1:A:55:SER:CA	2:B:84:GLN:HB3	16	1.73
(1,33)	1:A:55:SER:CA	2:B:84:GLN:HE21	16	1.73
(1,33)	1:A:55:SER:CA	2:B:84:GLN:HE22	16	1.73

*Continued on next page...*



*Continued from previous page...*

Key	Atom-1	Atom-2	Model ID	Violation (Å)
(1,33)	1:A:55:SER:CA	2:B:84:GLN:HG2	16	1.73
(1,33)	1:A:55:SER:CA	2:B:84:GLN:HG3	16	1.73
(1,33)	1:A:55:SER:CA	2:B:84:GLN:N	16	1.73
(1,33)	1:A:55:SER:CA	2:B:84:GLN:NE2	16	1.73
(1,33)	1:A:55:SER:CA	2:B:84:GLN:O	16	1.73
(1,33)	1:A:55:SER:CA	2:B:84:GLN:OE1	16	1.73
(1,33)	1:A:55:SER:CA	2:B:97:THR:C	16	1.73
(1,33)	1:A:55:SER:CA	2:B:97:THR:CA	16	1.73
(1,33)	1:A:55:SER:CA	2:B:97:THR:CB	16	1.73
(1,33)	1:A:55:SER:CA	2:B:97:THR:CG2	16	1.73
(1,33)	1:A:55:SER:CA	2:B:97:THR:H	16	1.73
(1,33)	1:A:55:SER:CA	2:B:97:THR:HA	16	1.73
(1,33)	1:A:55:SER:CA	2:B:97:THR:HB	16	1.73
(1,33)	1:A:55:SER:CA	2:B:97:THR:HG1	16	1.73
(1,33)	1:A:55:SER:CA	2:B:97:THR:HG21	16	1.73
(1,33)	1:A:55:SER:CA	2:B:97:THR:HG22	16	1.73
(1,33)	1:A:55:SER:CA	2:B:97:THR:HG23	16	1.73
(1,33)	1:A:55:SER:CA	2:B:97:THR:N	16	1.73
(1,33)	1:A:55:SER:CA	2:B:97:THR:O	16	1.73
(1,33)	1:A:55:SER:CA	2:B:97:THR:OG1	16	1.73
(1,33)	1:A:55:SER:CA	2:B:99:HIS:C	16	1.73
(1,33)	1:A:55:SER:CA	2:B:99:HIS:CA	16	1.73
(1,33)	1:A:55:SER:CA	2:B:99:HIS:CB	16	1.73
(1,33)	1:A:55:SER:CA	2:B:99:HIS:CD2	16	1.73
(1,33)	1:A:55:SER:CA	2:B:99:HIS:CE1	16	1.73
(1,33)	1:A:55:SER:CA	2:B:99:HIS:CG	16	1.73
(1,33)	1:A:55:SER:CA	2:B:99:HIS:H	16	1.73
(1,33)	1:A:55:SER:CA	2:B:99:HIS:HA	16	1.73
(1,33)	1:A:55:SER:CA	2:B:99:HIS:HB2	16	1.73
(1,33)	1:A:55:SER:CA	2:B:99:HIS:HB3	16	1.73
(1,33)	1:A:55:SER:CA	2:B:99:HIS:HD1	16	1.73
(1,33)	1:A:55:SER:CA	2:B:99:HIS:HD2	16	1.73
(1,33)	1:A:55:SER:CA	2:B:99:HIS:HE1	16	1.73
(1,33)	1:A:55:SER:CA	2:B:99:HIS:HE2	16	1.73
(1,33)	1:A:55:SER:CA	2:B:99:HIS:N	16	1.73
(1,33)	1:A:55:SER:CA	2:B:99:HIS:ND1	16	1.73
(1,33)	1:A:55:SER:CA	2:B:99:HIS:NE2	16	1.73
(1,33)	1:A:55:SER:CA	2:B:99:HIS:O	16	1.73
(1,33)	1:A:55:SER:CA	2:B:101:VAL:C	16	1.73
(1,33)	1:A:55:SER:CA	2:B:101:VAL:CA	16	1.73
(1,33)	1:A:55:SER:CA	2:B:101:VAL:CB	16	1.73
(1,33)	1:A:55:SER:CA	2:B:101:VAL:CG1	16	1.73

*Continued on next page...*

*Continued from previous page...*

Key	Atom-1	Atom-2	Model ID	Violation (Å)
(1,33)	1:A:55:SER:CA	2:B:101:VAL:CG2	16	1.73
(1,33)	1:A:55:SER:CA	2:B:101:VAL:H	16	1.73
(1,33)	1:A:55:SER:CA	2:B:101:VAL:HA	16	1.73
(1,33)	1:A:55:SER:CA	2:B:101:VAL:HB	16	1.73
(1,33)	1:A:55:SER:CA	2:B:101:VAL:HG11	16	1.73
(1,33)	1:A:55:SER:CA	2:B:101:VAL:HG12	16	1.73
(1,33)	1:A:55:SER:CA	2:B:101:VAL:HG13	16	1.73
(1,33)	1:A:55:SER:CA	2:B:101:VAL:HG21	16	1.73
(1,33)	1:A:55:SER:CA	2:B:101:VAL:HG22	16	1.73
(1,33)	1:A:55:SER:CA	2:B:101:VAL:HG23	16	1.73
(1,33)	1:A:55:SER:CA	2:B:101:VAL:N	16	1.73
(1,33)	1:A:55:SER:CA	2:B:101:VAL:O	16	1.73
(1,33)	1:A:55:SER:CB	2:B:75:ILE:C	16	1.73
(1,33)	1:A:55:SER:CB	2:B:75:ILE:CA	16	1.73
(1,33)	1:A:55:SER:CB	2:B:75:ILE:CB	16	1.73
(1,33)	1:A:55:SER:CB	2:B:75:ILE:CD1	16	1.73
(1,33)	1:A:55:SER:CB	2:B:75:ILE:CG1	16	1.73
(1,33)	1:A:55:SER:CB	2:B:75:ILE:CG2	16	1.73
(1,33)	1:A:55:SER:CB	2:B:75:ILE:H	16	1.73
(1,33)	1:A:55:SER:CB	2:B:75:ILE:HA	16	1.73
(1,33)	1:A:55:SER:CB	2:B:75:ILE:HB	16	1.73
(1,33)	1:A:55:SER:CB	2:B:75:ILE:HD11	16	1.73
(1,33)	1:A:55:SER:CB	2:B:75:ILE:HD12	16	1.73
(1,33)	1:A:55:SER:CB	2:B:75:ILE:HD13	16	1.73
(1,33)	1:A:55:SER:CB	2:B:75:ILE:HG12	16	1.73
(1,33)	1:A:55:SER:CB	2:B:75:ILE:HG13	16	1.73
(1,33)	1:A:55:SER:CB	2:B:75:ILE:HG21	16	1.73
(1,33)	1:A:55:SER:CB	2:B:75:ILE:HG22	16	1.73
(1,33)	1:A:55:SER:CB	2:B:75:ILE:HG23	16	1.73
(1,33)	1:A:55:SER:CB	2:B:75:ILE:N	16	1.73
(1,33)	1:A:55:SER:CB	2:B:75:ILE:O	16	1.73
(1,33)	1:A:55:SER:CB	2:B:77:ALA:C	16	1.73
(1,33)	1:A:55:SER:CB	2:B:77:ALA:CA	16	1.73
(1,33)	1:A:55:SER:CB	2:B:77:ALA:CB	16	1.73
(1,33)	1:A:55:SER:CB	2:B:77:ALA:H	16	1.73
(1,33)	1:A:55:SER:CB	2:B:77:ALA:HA	16	1.73
(1,33)	1:A:55:SER:CB	2:B:77:ALA:HB1	16	1.73
(1,33)	1:A:55:SER:CB	2:B:77:ALA:HB2	16	1.73
(1,33)	1:A:55:SER:CB	2:B:77:ALA:HB3	16	1.73
(1,33)	1:A:55:SER:CB	2:B:77:ALA:N	16	1.73
(1,33)	1:A:55:SER:CB	2:B:77:ALA:O	16	1.73
(1,33)	1:A:55:SER:CB	2:B:78:GLY:C	16	1.73

*Continued on next page...*

*Continued from previous page...*

Key	Atom-1	Atom-2	Model ID	Violation (Å)
(1,33)	1:A:55:SER:CB	2:B:78:GLY:CA	16	1.73
(1,33)	1:A:55:SER:CB	2:B:78:GLY:H	16	1.73
(1,33)	1:A:55:SER:CB	2:B:78:GLY:HA2	16	1.73
(1,33)	1:A:55:SER:CB	2:B:78:GLY:HA3	16	1.73
(1,33)	1:A:55:SER:CB	2:B:78:GLY:N	16	1.73
(1,33)	1:A:55:SER:CB	2:B:78:GLY:O	16	1.73
(1,33)	1:A:55:SER:CB	2:B:79:LYS:C	16	1.73
(1,33)	1:A:55:SER:CB	2:B:79:LYS:CA	16	1.73
(1,33)	1:A:55:SER:CB	2:B:79:LYS:CB	16	1.73
(1,33)	1:A:55:SER:CB	2:B:79:LYS:CD	16	1.73
(1,33)	1:A:55:SER:CB	2:B:79:LYS:CE	16	1.73
(1,33)	1:A:55:SER:CB	2:B:79:LYS:CG	16	1.73
(1,33)	1:A:55:SER:CB	2:B:79:LYS:H	16	1.73
(1,33)	1:A:55:SER:CB	2:B:79:LYS:HA	16	1.73
(1,33)	1:A:55:SER:CB	2:B:79:LYS:HB2	16	1.73
(1,33)	1:A:55:SER:CB	2:B:79:LYS:HB3	16	1.73
(1,33)	1:A:55:SER:CB	2:B:79:LYS:HD2	16	1.73
(1,33)	1:A:55:SER:CB	2:B:79:LYS:HD3	16	1.73
(1,33)	1:A:55:SER:CB	2:B:79:LYS:HE2	16	1.73
(1,33)	1:A:55:SER:CB	2:B:79:LYS:HE3	16	1.73
(1,33)	1:A:55:SER:CB	2:B:79:LYS:HG2	16	1.73
(1,33)	1:A:55:SER:CB	2:B:79:LYS:HG3	16	1.73
(1,33)	1:A:55:SER:CB	2:B:79:LYS:HZ1	16	1.73
(1,33)	1:A:55:SER:CB	2:B:79:LYS:HZ2	16	1.73
(1,33)	1:A:55:SER:CB	2:B:79:LYS:HZ3	16	1.73
(1,33)	1:A:55:SER:CB	2:B:79:LYS:N	16	1.73
(1,33)	1:A:55:SER:CB	2:B:79:LYS:NZ	16	1.73
(1,33)	1:A:55:SER:CB	2:B:79:LYS:O	16	1.73
(1,33)	1:A:55:SER:CB	2:B:80:ILE:C	16	1.73
(1,33)	1:A:55:SER:CB	2:B:80:ILE:CA	16	1.73
(1,33)	1:A:55:SER:CB	2:B:80:ILE:CB	16	1.73
(1,33)	1:A:55:SER:CB	2:B:80:ILE:CD1	16	1.73
(1,33)	1:A:55:SER:CB	2:B:80:ILE:CG1	16	1.73
(1,33)	1:A:55:SER:CB	2:B:80:ILE:CG2	16	1.73
(1,33)	1:A:55:SER:CB	2:B:80:ILE:H	16	1.73
(1,33)	1:A:55:SER:CB	2:B:80:ILE:HA	16	1.73
(1,33)	1:A:55:SER:CB	2:B:80:ILE:HB	16	1.73
(1,33)	1:A:55:SER:CB	2:B:80:ILE:HD11	16	1.73
(1,33)	1:A:55:SER:CB	2:B:80:ILE:HD12	16	1.73
(1,33)	1:A:55:SER:CB	2:B:80:ILE:HD13	16	1.73
(1,33)	1:A:55:SER:CB	2:B:80:ILE:HG12	16	1.73
(1,33)	1:A:55:SER:CB	2:B:80:ILE:HG13	16	1.73

*Continued on next page...*

*Continued from previous page...*

Key	Atom-1	Atom-2	Model ID	Violation (Å)
(1,33)	1:A:55:SER:CB	2:B:80:ILE:HG21	16	1.73
(1,33)	1:A:55:SER:CB	2:B:80:ILE:HG22	16	1.73
(1,33)	1:A:55:SER:CB	2:B:80:ILE:HG23	16	1.73
(1,33)	1:A:55:SER:CB	2:B:80:ILE:N	16	1.73
(1,33)	1:A:55:SER:CB	2:B:80:ILE:O	16	1.73
(1,33)	1:A:55:SER:CB	2:B:84:GLN:C	16	1.73
(1,33)	1:A:55:SER:CB	2:B:84:GLN:CA	16	1.73
(1,33)	1:A:55:SER:CB	2:B:84:GLN:CB	16	1.73
(1,33)	1:A:55:SER:CB	2:B:84:GLN:CD	16	1.73
(1,33)	1:A:55:SER:CB	2:B:84:GLN:CG	16	1.73
(1,33)	1:A:55:SER:CB	2:B:84:GLN:H	16	1.73
(1,33)	1:A:55:SER:CB	2:B:84:GLN:HA	16	1.73
(1,33)	1:A:55:SER:CB	2:B:84:GLN:HB2	16	1.73
(1,33)	1:A:55:SER:CB	2:B:84:GLN:HB3	16	1.73
(1,33)	1:A:55:SER:CB	2:B:84:GLN:HE21	16	1.73
(1,33)	1:A:55:SER:CB	2:B:84:GLN:HE22	16	1.73
(1,33)	1:A:55:SER:CB	2:B:84:GLN:HG2	16	1.73
(1,33)	1:A:55:SER:CB	2:B:84:GLN:HG3	16	1.73
(1,33)	1:A:55:SER:CB	2:B:84:GLN:N	16	1.73
(1,33)	1:A:55:SER:CB	2:B:84:GLN:NE2	16	1.73
(1,33)	1:A:55:SER:CB	2:B:84:GLN:O	16	1.73
(1,33)	1:A:55:SER:CB	2:B:84:GLN:OE1	16	1.73
(1,33)	1:A:55:SER:CB	2:B:97:THR:C	16	1.73
(1,33)	1:A:55:SER:CB	2:B:97:THR:CA	16	1.73
(1,33)	1:A:55:SER:CB	2:B:97:THR:CB	16	1.73
(1,33)	1:A:55:SER:CB	2:B:97:THR:CG2	16	1.73
(1,33)	1:A:55:SER:CB	2:B:97:THR:H	16	1.73
(1,33)	1:A:55:SER:CB	2:B:97:THR:HA	16	1.73
(1,33)	1:A:55:SER:CB	2:B:97:THR:HB	16	1.73
(1,33)	1:A:55:SER:CB	2:B:97:THR:HG1	16	1.73
(1,33)	1:A:55:SER:CB	2:B:97:THR:HG21	16	1.73
(1,33)	1:A:55:SER:CB	2:B:97:THR:HG22	16	1.73
(1,33)	1:A:55:SER:CB	2:B:97:THR:HG23	16	1.73
(1,33)	1:A:55:SER:CB	2:B:97:THR:N	16	1.73
(1,33)	1:A:55:SER:CB	2:B:97:THR:O	16	1.73
(1,33)	1:A:55:SER:CB	2:B:97:THR:OG1	16	1.73
(1,33)	1:A:55:SER:CB	2:B:99:HIS:C	16	1.73
(1,33)	1:A:55:SER:CB	2:B:99:HIS:CA	16	1.73
(1,33)	1:A:55:SER:CB	2:B:99:HIS:CB	16	1.73
(1,33)	1:A:55:SER:CB	2:B:99:HIS:CD2	16	1.73
(1,33)	1:A:55:SER:CB	2:B:99:HIS:CE1	16	1.73
(1,33)	1:A:55:SER:CB	2:B:99:HIS:CG	16	1.73

*Continued on next page...*

*Continued from previous page...*

Key	Atom-1	Atom-2	Model ID	Violation (Å)
(1,33)	1:A:55:SER:CB	2:B:99:HIS:H	16	1.73
(1,33)	1:A:55:SER:CB	2:B:99:HIS:HA	16	1.73
(1,33)	1:A:55:SER:CB	2:B:99:HIS:HB2	16	1.73
(1,33)	1:A:55:SER:CB	2:B:99:HIS:HB3	16	1.73
(1,33)	1:A:55:SER:CB	2:B:99:HIS:HD1	16	1.73
(1,33)	1:A:55:SER:CB	2:B:99:HIS:HD2	16	1.73
(1,33)	1:A:55:SER:CB	2:B:99:HIS:HE1	16	1.73
(1,33)	1:A:55:SER:CB	2:B:99:HIS:HE2	16	1.73
(1,33)	1:A:55:SER:CB	2:B:99:HIS:N	16	1.73
(1,33)	1:A:55:SER:CB	2:B:99:HIS:ND1	16	1.73
(1,33)	1:A:55:SER:CB	2:B:99:HIS:NE2	16	1.73
(1,33)	1:A:55:SER:CB	2:B:99:HIS:O	16	1.73
(1,33)	1:A:55:SER:CB	2:B:101:VAL:C	16	1.73
(1,33)	1:A:55:SER:CB	2:B:101:VAL:CA	16	1.73
(1,33)	1:A:55:SER:CB	2:B:101:VAL:CB	16	1.73
(1,33)	1:A:55:SER:CB	2:B:101:VAL:CG1	16	1.73
(1,33)	1:A:55:SER:CB	2:B:101:VAL:CG2	16	1.73
(1,33)	1:A:55:SER:CB	2:B:101:VAL:H	16	1.73
(1,33)	1:A:55:SER:CB	2:B:101:VAL:HA	16	1.73
(1,33)	1:A:55:SER:CB	2:B:101:VAL:HB	16	1.73
(1,33)	1:A:55:SER:CB	2:B:101:VAL:HG11	16	1.73
(1,33)	1:A:55:SER:CB	2:B:101:VAL:HG12	16	1.73
(1,33)	1:A:55:SER:CB	2:B:101:VAL:HG13	16	1.73
(1,33)	1:A:55:SER:CB	2:B:101:VAL:HG21	16	1.73
(1,33)	1:A:55:SER:CB	2:B:101:VAL:HG22	16	1.73
(1,33)	1:A:55:SER:CB	2:B:101:VAL:HG23	16	1.73
(1,33)	1:A:55:SER:CB	2:B:101:VAL:N	16	1.73
(1,33)	1:A:55:SER:CB	2:B:101:VAL:O	16	1.73
(1,33)	1:A:55:SER:H	2:B:75:ILE:C	16	1.73
(1,33)	1:A:55:SER:H	2:B:75:ILE:CA	16	1.73
(1,33)	1:A:55:SER:H	2:B:75:ILE:CB	16	1.73
(1,33)	1:A:55:SER:H	2:B:75:ILE:CD1	16	1.73
(1,33)	1:A:55:SER:H	2:B:75:ILE:CG1	16	1.73
(1,33)	1:A:55:SER:H	2:B:75:ILE:CG2	16	1.73
(1,33)	1:A:55:SER:H	2:B:75:ILE:H	16	1.73
(1,33)	1:A:55:SER:H	2:B:75:ILE:HA	16	1.73
(1,33)	1:A:55:SER:H	2:B:75:ILE:HB	16	1.73
(1,33)	1:A:55:SER:H	2:B:75:ILE:HD11	16	1.73
(1,33)	1:A:55:SER:H	2:B:75:ILE:HD12	16	1.73
(1,33)	1:A:55:SER:H	2:B:75:ILE:HD13	16	1.73
(1,33)	1:A:55:SER:H	2:B:75:ILE:HG12	16	1.73
(1,33)	1:A:55:SER:H	2:B:75:ILE:HG13	16	1.73

*Continued on next page...*

*Continued from previous page...*

Key	Atom-1	Atom-2	Model ID	Violation (Å)
(1,33)	1:A:55:SER:H	2:B:75:ILE:HG21	16	1.73
(1,33)	1:A:55:SER:H	2:B:75:ILE:HG22	16	1.73
(1,33)	1:A:55:SER:H	2:B:75:ILE:HG23	16	1.73
(1,33)	1:A:55:SER:H	2:B:75:ILE:N	16	1.73
(1,33)	1:A:55:SER:H	2:B:75:ILE:O	16	1.73
(1,33)	1:A:55:SER:H	2:B:77:ALA:C	16	1.73
(1,33)	1:A:55:SER:H	2:B:77:ALA:CA	16	1.73
(1,33)	1:A:55:SER:H	2:B:77:ALA:CB	16	1.73
(1,33)	1:A:55:SER:H	2:B:77:ALA:H	16	1.73
(1,33)	1:A:55:SER:H	2:B:77:ALA:HA	16	1.73
(1,33)	1:A:55:SER:H	2:B:77:ALA:HB1	16	1.73
(1,33)	1:A:55:SER:H	2:B:77:ALA:HB2	16	1.73
(1,33)	1:A:55:SER:H	2:B:77:ALA:HB3	16	1.73
(1,33)	1:A:55:SER:H	2:B:77:ALA:N	16	1.73
(1,33)	1:A:55:SER:H	2:B:77:ALA:O	16	1.73
(1,33)	1:A:55:SER:H	2:B:78:GLY:C	16	1.73
(1,33)	1:A:55:SER:H	2:B:78:GLY:CA	16	1.73
(1,33)	1:A:55:SER:H	2:B:78:GLY:H	16	1.73
(1,33)	1:A:55:SER:H	2:B:78:GLY:HA2	16	1.73
(1,33)	1:A:55:SER:H	2:B:78:GLY:HA3	16	1.73
(1,33)	1:A:55:SER:H	2:B:78:GLY:N	16	1.73
(1,33)	1:A:55:SER:H	2:B:78:GLY:O	16	1.73
(1,33)	1:A:55:SER:H	2:B:79:LYS:C	16	1.73
(1,33)	1:A:55:SER:H	2:B:79:LYS:CA	16	1.73
(1,33)	1:A:55:SER:H	2:B:79:LYS:CB	16	1.73
(1,33)	1:A:55:SER:H	2:B:79:LYS:CD	16	1.73
(1,33)	1:A:55:SER:H	2:B:79:LYS:CE	16	1.73
(1,33)	1:A:55:SER:H	2:B:79:LYS:CG	16	1.73
(1,33)	1:A:55:SER:H	2:B:79:LYS:H	16	1.73
(1,33)	1:A:55:SER:H	2:B:79:LYS:HA	16	1.73
(1,33)	1:A:55:SER:H	2:B:79:LYS:HB2	16	1.73
(1,33)	1:A:55:SER:H	2:B:79:LYS:HB3	16	1.73
(1,33)	1:A:55:SER:H	2:B:79:LYS:HD2	16	1.73
(1,33)	1:A:55:SER:H	2:B:79:LYS:HD3	16	1.73
(1,33)	1:A:55:SER:H	2:B:79:LYS:HE2	16	1.73
(1,33)	1:A:55:SER:H	2:B:79:LYS:HE3	16	1.73
(1,33)	1:A:55:SER:H	2:B:79:LYS:HG2	16	1.73
(1,33)	1:A:55:SER:H	2:B:79:LYS:HG3	16	1.73
(1,33)	1:A:55:SER:H	2:B:79:LYS:HZ1	16	1.73
(1,33)	1:A:55:SER:H	2:B:79:LYS:HZ2	16	1.73
(1,33)	1:A:55:SER:H	2:B:79:LYS:HZ3	16	1.73
(1,33)	1:A:55:SER:H	2:B:79:LYS:N	16	1.73

*Continued on next page...*

*Continued from previous page...*

Key	Atom-1	Atom-2	Model ID	Violation (Å)
(1,33)	1:A:55:SER:H	2:B:79:LYS:NZ	16	1.73
(1,33)	1:A:55:SER:H	2:B:79:LYS:O	16	1.73
(1,33)	1:A:55:SER:H	2:B:80:ILE:C	16	1.73
(1,33)	1:A:55:SER:H	2:B:80:ILE:CA	16	1.73
(1,33)	1:A:55:SER:H	2:B:80:ILE:CB	16	1.73
(1,33)	1:A:55:SER:H	2:B:80:ILE:CD1	16	1.73
(1,33)	1:A:55:SER:H	2:B:80:ILE:CG1	16	1.73
(1,33)	1:A:55:SER:H	2:B:80:ILE:CG2	16	1.73
(1,33)	1:A:55:SER:H	2:B:80:ILE:H	16	1.73
(1,33)	1:A:55:SER:H	2:B:80:ILE:HA	16	1.73
(1,33)	1:A:55:SER:H	2:B:80:ILE:HB	16	1.73
(1,33)	1:A:55:SER:H	2:B:80:ILE:HD11	16	1.73
(1,33)	1:A:55:SER:H	2:B:80:ILE:HD12	16	1.73
(1,33)	1:A:55:SER:H	2:B:80:ILE:HD13	16	1.73
(1,33)	1:A:55:SER:H	2:B:80:ILE:HG12	16	1.73
(1,33)	1:A:55:SER:H	2:B:80:ILE:HG13	16	1.73
(1,33)	1:A:55:SER:H	2:B:80:ILE:HG21	16	1.73
(1,33)	1:A:55:SER:H	2:B:80:ILE:HG22	16	1.73
(1,33)	1:A:55:SER:H	2:B:80:ILE:HG23	16	1.73
(1,33)	1:A:55:SER:H	2:B:80:ILE:N	16	1.73
(1,33)	1:A:55:SER:H	2:B:80:ILE:O	16	1.73
(1,33)	1:A:55:SER:H	2:B:84:GLN:C	16	1.73
(1,33)	1:A:55:SER:H	2:B:84:GLN:CA	16	1.73
(1,33)	1:A:55:SER:H	2:B:84:GLN:CB	16	1.73
(1,33)	1:A:55:SER:H	2:B:84:GLN:CD	16	1.73
(1,33)	1:A:55:SER:H	2:B:84:GLN:CG	16	1.73
(1,33)	1:A:55:SER:H	2:B:84:GLN:H	16	1.73
(1,33)	1:A:55:SER:H	2:B:84:GLN:HA	16	1.73
(1,33)	1:A:55:SER:H	2:B:84:GLN:HB2	16	1.73
(1,33)	1:A:55:SER:H	2:B:84:GLN:HB3	16	1.73
(1,33)	1:A:55:SER:H	2:B:84:GLN:HE21	16	1.73
(1,33)	1:A:55:SER:H	2:B:84:GLN:HE22	16	1.73
(1,33)	1:A:55:SER:H	2:B:84:GLN:HG2	16	1.73
(1,33)	1:A:55:SER:H	2:B:84:GLN:HG3	16	1.73
(1,33)	1:A:55:SER:H	2:B:84:GLN:N	16	1.73
(1,33)	1:A:55:SER:H	2:B:84:GLN:NE2	16	1.73
(1,33)	1:A:55:SER:H	2:B:84:GLN:O	16	1.73
(1,33)	1:A:55:SER:H	2:B:84:GLN:OE1	16	1.73
(1,33)	1:A:55:SER:H	2:B:97:THR:C	16	1.73
(1,33)	1:A:55:SER:H	2:B:97:THR:CA	16	1.73
(1,33)	1:A:55:SER:H	2:B:97:THR:CB	16	1.73
(1,33)	1:A:55:SER:H	2:B:97:THR:CG2	16	1.73

*Continued on next page...*

*Continued from previous page...*

Key	Atom-1	Atom-2	Model ID	Violation (Å)
(1,33)	1:A:55:SER:H	2:B:97:THR:H	16	1.73
(1,33)	1:A:55:SER:H	2:B:97:THR:HA	16	1.73
(1,33)	1:A:55:SER:H	2:B:97:THR:HB	16	1.73
(1,33)	1:A:55:SER:H	2:B:97:THR:HG1	16	1.73
(1,33)	1:A:55:SER:H	2:B:97:THR:HG21	16	1.73
(1,33)	1:A:55:SER:H	2:B:97:THR:HG22	16	1.73
(1,33)	1:A:55:SER:H	2:B:97:THR:HG23	16	1.73
(1,33)	1:A:55:SER:H	2:B:97:THR:N	16	1.73
(1,33)	1:A:55:SER:H	2:B:97:THR:O	16	1.73
(1,33)	1:A:55:SER:H	2:B:97:THR:OG1	16	1.73
(1,33)	1:A:55:SER:H	2:B:99:HIS:C	16	1.73
(1,33)	1:A:55:SER:H	2:B:99:HIS:CA	16	1.73
(1,33)	1:A:55:SER:H	2:B:99:HIS:CB	16	1.73
(1,33)	1:A:55:SER:H	2:B:99:HIS:CD2	16	1.73
(1,33)	1:A:55:SER:H	2:B:99:HIS:CE1	16	1.73
(1,33)	1:A:55:SER:H	2:B:99:HIS:CG	16	1.73
(1,33)	1:A:55:SER:H	2:B:99:HIS:H	16	1.73
(1,33)	1:A:55:SER:H	2:B:99:HIS:HA	16	1.73
(1,33)	1:A:55:SER:H	2:B:99:HIS:HB2	16	1.73
(1,33)	1:A:55:SER:H	2:B:99:HIS:HB3	16	1.73
(1,33)	1:A:55:SER:H	2:B:99:HIS:HD1	16	1.73
(1,33)	1:A:55:SER:H	2:B:99:HIS:HD2	16	1.73
(1,33)	1:A:55:SER:H	2:B:99:HIS:HE1	16	1.73
(1,33)	1:A:55:SER:H	2:B:99:HIS:HE2	16	1.73
(1,33)	1:A:55:SER:H	2:B:99:HIS:N	16	1.73
(1,33)	1:A:55:SER:H	2:B:99:HIS:ND1	16	1.73
(1,33)	1:A:55:SER:H	2:B:99:HIS:NE2	16	1.73
(1,33)	1:A:55:SER:H	2:B:99:HIS:O	16	1.73
(1,33)	1:A:55:SER:H	2:B:101:VAL:C	16	1.73
(1,33)	1:A:55:SER:H	2:B:101:VAL:CA	16	1.73
(1,33)	1:A:55:SER:H	2:B:101:VAL:CB	16	1.73
(1,33)	1:A:55:SER:H	2:B:101:VAL:CG1	16	1.73
(1,33)	1:A:55:SER:H	2:B:101:VAL:CG2	16	1.73
(1,33)	1:A:55:SER:H	2:B:101:VAL:H	16	1.73
(1,33)	1:A:55:SER:H	2:B:101:VAL:HA	16	1.73
(1,33)	1:A:55:SER:H	2:B:101:VAL:HB	16	1.73
(1,33)	1:A:55:SER:H	2:B:101:VAL:HG11	16	1.73
(1,33)	1:A:55:SER:H	2:B:101:VAL:HG12	16	1.73
(1,33)	1:A:55:SER:H	2:B:101:VAL:HG13	16	1.73
(1,33)	1:A:55:SER:H	2:B:101:VAL:HG21	16	1.73
(1,33)	1:A:55:SER:H	2:B:101:VAL:HG22	16	1.73
(1,33)	1:A:55:SER:H	2:B:101:VAL:HG23	16	1.73

*Continued on next page...*



*Continued from previous page...*

Key	Atom-1	Atom-2	Model ID	Violation (Å)
(1,33)	1:A:55:SER:H	2:B:101:VAL:N	16	1.73
(1,33)	1:A:55:SER:H	2:B:101:VAL:O	16	1.73
(1,33)	1:A:55:SER:HA	2:B:75:ILE:C	16	1.73
(1,33)	1:A:55:SER:HA	2:B:75:ILE:CA	16	1.73
(1,33)	1:A:55:SER:HA	2:B:75:ILE:CB	16	1.73
(1,33)	1:A:55:SER:HA	2:B:75:ILE:CD1	16	1.73
(1,33)	1:A:55:SER:HA	2:B:75:ILE:CG1	16	1.73
(1,33)	1:A:55:SER:HA	2:B:75:ILE:CG2	16	1.73
(1,33)	1:A:55:SER:HA	2:B:75:ILE:H	16	1.73
(1,33)	1:A:55:SER:HA	2:B:75:ILE:HA	16	1.73
(1,33)	1:A:55:SER:HA	2:B:75:ILE:HB	16	1.73
(1,33)	1:A:55:SER:HA	2:B:75:ILE:HD11	16	1.73
(1,33)	1:A:55:SER:HA	2:B:75:ILE:HD12	16	1.73
(1,33)	1:A:55:SER:HA	2:B:75:ILE:HD13	16	1.73
(1,33)	1:A:55:SER:HA	2:B:75:ILE:HG12	16	1.73
(1,33)	1:A:55:SER:HA	2:B:75:ILE:HG13	16	1.73
(1,33)	1:A:55:SER:HA	2:B:75:ILE:HG21	16	1.73
(1,33)	1:A:55:SER:HA	2:B:75:ILE:HG22	16	1.73
(1,33)	1:A:55:SER:HA	2:B:75:ILE:HG23	16	1.73
(1,33)	1:A:55:SER:HA	2:B:75:ILE:N	16	1.73
(1,33)	1:A:55:SER:HA	2:B:75:ILE:O	16	1.73
(1,33)	1:A:55:SER:HA	2:B:77:ALA:C	16	1.73
(1,33)	1:A:55:SER:HA	2:B:77:ALA:CA	16	1.73
(1,33)	1:A:55:SER:HA	2:B:77:ALA:CB	16	1.73
(1,33)	1:A:55:SER:HA	2:B:77:ALA:H	16	1.73
(1,33)	1:A:55:SER:HA	2:B:77:ALA:HA	16	1.73
(1,33)	1:A:55:SER:HA	2:B:77:ALA:HB1	16	1.73
(1,33)	1:A:55:SER:HA	2:B:77:ALA:HB2	16	1.73
(1,33)	1:A:55:SER:HA	2:B:77:ALA:HB3	16	1.73
(1,33)	1:A:55:SER:HA	2:B:77:ALA:N	16	1.73
(1,33)	1:A:55:SER:HA	2:B:77:ALA:O	16	1.73
(1,33)	1:A:55:SER:HA	2:B:78:GLY:C	16	1.73
(1,33)	1:A:55:SER:HA	2:B:78:GLY:CA	16	1.73
(1,33)	1:A:55:SER:HA	2:B:78:GLY:H	16	1.73
(1,33)	1:A:55:SER:HA	2:B:78:GLY:HA2	16	1.73
(1,33)	1:A:55:SER:HA	2:B:78:GLY:HA3	16	1.73
(1,33)	1:A:55:SER:HA	2:B:78:GLY:N	16	1.73
(1,33)	1:A:55:SER:HA	2:B:78:GLY:O	16	1.73
(1,33)	1:A:55:SER:HA	2:B:79:LYS:C	16	1.73
(1,33)	1:A:55:SER:HA	2:B:79:LYS:CA	16	1.73
(1,33)	1:A:55:SER:HA	2:B:79:LYS:CB	16	1.73
(1,33)	1:A:55:SER:HA	2:B:79:LYS:CD	16	1.73

*Continued on next page...*

*Continued from previous page...*

Key	Atom-1	Atom-2	Model ID	Violation (Å)
(1,33)	1:A:55:SER:HA	2:B:79:LYS:CE	16	1.73
(1,33)	1:A:55:SER:HA	2:B:79:LYS:CG	16	1.73
(1,33)	1:A:55:SER:HA	2:B:79:LYS:H	16	1.73
(1,33)	1:A:55:SER:HA	2:B:79:LYS:HA	16	1.73
(1,33)	1:A:55:SER:HA	2:B:79:LYS:HB2	16	1.73
(1,33)	1:A:55:SER:HA	2:B:79:LYS:HB3	16	1.73
(1,33)	1:A:55:SER:HA	2:B:79:LYS:HD2	16	1.73
(1,33)	1:A:55:SER:HA	2:B:79:LYS:HD3	16	1.73
(1,33)	1:A:55:SER:HA	2:B:79:LYS:HE2	16	1.73
(1,33)	1:A:55:SER:HA	2:B:79:LYS:HE3	16	1.73
(1,33)	1:A:55:SER:HA	2:B:79:LYS:HG2	16	1.73
(1,33)	1:A:55:SER:HA	2:B:79:LYS:HG3	16	1.73
(1,33)	1:A:55:SER:HA	2:B:79:LYS:HZ1	16	1.73
(1,33)	1:A:55:SER:HA	2:B:79:LYS:HZ2	16	1.73
(1,33)	1:A:55:SER:HA	2:B:79:LYS:HZ3	16	1.73
(1,33)	1:A:55:SER:HA	2:B:79:LYS:N	16	1.73
(1,33)	1:A:55:SER:HA	2:B:79:LYS:NZ	16	1.73
(1,33)	1:A:55:SER:HA	2:B:79:LYS:O	16	1.73
(1,33)	1:A:55:SER:HA	2:B:80:ILE:C	16	1.73
(1,33)	1:A:55:SER:HA	2:B:80:ILE:CA	16	1.73
(1,33)	1:A:55:SER:HA	2:B:80:ILE:CB	16	1.73
(1,33)	1:A:55:SER:HA	2:B:80:ILE:CD1	16	1.73
(1,33)	1:A:55:SER:HA	2:B:80:ILE:CG1	16	1.73
(1,33)	1:A:55:SER:HA	2:B:80:ILE:CG2	16	1.73
(1,33)	1:A:55:SER:HA	2:B:80:ILE:H	16	1.73
(1,33)	1:A:55:SER:HA	2:B:80:ILE:HA	16	1.73
(1,33)	1:A:55:SER:HA	2:B:80:ILE:HB	16	1.73
(1,33)	1:A:55:SER:HA	2:B:80:ILE:HD11	16	1.73
(1,33)	1:A:55:SER:HA	2:B:80:ILE:HD12	16	1.73
(1,33)	1:A:55:SER:HA	2:B:80:ILE:HD13	16	1.73
(1,33)	1:A:55:SER:HA	2:B:80:ILE:HG12	16	1.73
(1,33)	1:A:55:SER:HA	2:B:80:ILE:HG13	16	1.73
(1,33)	1:A:55:SER:HA	2:B:80:ILE:HG21	16	1.73
(1,33)	1:A:55:SER:HA	2:B:80:ILE:HG22	16	1.73
(1,33)	1:A:55:SER:HA	2:B:80:ILE:HG23	16	1.73
(1,33)	1:A:55:SER:HA	2:B:80:ILE:N	16	1.73
(1,33)	1:A:55:SER:HA	2:B:80:ILE:O	16	1.73
(1,33)	1:A:55:SER:HA	2:B:84:GLN:C	16	1.73
(1,33)	1:A:55:SER:HA	2:B:84:GLN:CA	16	1.73
(1,33)	1:A:55:SER:HA	2:B:84:GLN:CB	16	1.73
(1,33)	1:A:55:SER:HA	2:B:84:GLN:CD	16	1.73
(1,33)	1:A:55:SER:HA	2:B:84:GLN:CG	16	1.73

*Continued on next page...*

*Continued from previous page...*

Key	Atom-1	Atom-2	Model ID	Violation (Å)
(1,33)	1:A:55:SER:HA	2:B:84:GLN:H	16	1.73
(1,33)	1:A:55:SER:HA	2:B:84:GLN:HA	16	1.73
(1,33)	1:A:55:SER:HA	2:B:84:GLN:HB2	16	1.73
(1,33)	1:A:55:SER:HA	2:B:84:GLN:HB3	16	1.73
(1,33)	1:A:55:SER:HA	2:B:84:GLN:HE21	16	1.73
(1,33)	1:A:55:SER:HA	2:B:84:GLN:HE22	16	1.73
(1,33)	1:A:55:SER:HA	2:B:84:GLN:HG2	16	1.73
(1,33)	1:A:55:SER:HA	2:B:84:GLN:HG3	16	1.73
(1,33)	1:A:55:SER:HA	2:B:84:GLN:N	16	1.73
(1,33)	1:A:55:SER:HA	2:B:84:GLN:NE2	16	1.73
(1,33)	1:A:55:SER:HA	2:B:84:GLN:O	16	1.73
(1,33)	1:A:55:SER:HA	2:B:84:GLN:OE1	16	1.73
(1,33)	1:A:55:SER:HA	2:B:97:THR:C	16	1.73
(1,33)	1:A:55:SER:HA	2:B:97:THR:CA	16	1.73
(1,33)	1:A:55:SER:HA	2:B:97:THR:CB	16	1.73
(1,33)	1:A:55:SER:HA	2:B:97:THR:CG2	16	1.73
(1,33)	1:A:55:SER:HA	2:B:97:THR:H	16	1.73
(1,33)	1:A:55:SER:HA	2:B:97:THR:HA	16	1.73
(1,33)	1:A:55:SER:HA	2:B:97:THR:HB	16	1.73
(1,33)	1:A:55:SER:HA	2:B:97:THR:HG1	16	1.73
(1,33)	1:A:55:SER:HA	2:B:97:THR:HG21	16	1.73
(1,33)	1:A:55:SER:HA	2:B:97:THR:HG22	16	1.73
(1,33)	1:A:55:SER:HA	2:B:97:THR:HG23	16	1.73
(1,33)	1:A:55:SER:HA	2:B:97:THR:N	16	1.73
(1,33)	1:A:55:SER:HA	2:B:97:THR:O	16	1.73
(1,33)	1:A:55:SER:HA	2:B:97:THR:OG1	16	1.73
(1,33)	1:A:55:SER:HA	2:B:99:HIS:C	16	1.73
(1,33)	1:A:55:SER:HA	2:B:99:HIS:CA	16	1.73
(1,33)	1:A:55:SER:HA	2:B:99:HIS:CB	16	1.73
(1,33)	1:A:55:SER:HA	2:B:99:HIS:CD2	16	1.73
(1,33)	1:A:55:SER:HA	2:B:99:HIS:CE1	16	1.73
(1,33)	1:A:55:SER:HA	2:B:99:HIS:CG	16	1.73
(1,33)	1:A:55:SER:HA	2:B:99:HIS:H	16	1.73
(1,33)	1:A:55:SER:HA	2:B:99:HIS:HA	16	1.73
(1,33)	1:A:55:SER:HA	2:B:99:HIS:HB2	16	1.73
(1,33)	1:A:55:SER:HA	2:B:99:HIS:HB3	16	1.73
(1,33)	1:A:55:SER:HA	2:B:99:HIS:HD1	16	1.73
(1,33)	1:A:55:SER:HA	2:B:99:HIS:HD2	16	1.73
(1,33)	1:A:55:SER:HA	2:B:99:HIS:HE1	16	1.73
(1,33)	1:A:55:SER:HA	2:B:99:HIS:HE2	16	1.73
(1,33)	1:A:55:SER:HA	2:B:99:HIS:N	16	1.73
(1,33)	1:A:55:SER:HA	2:B:99:HIS:ND1	16	1.73

*Continued on next page...*

*Continued from previous page...*

Key	Atom-1	Atom-2	Model ID	Violation (Å)
(1,33)	1:A:55:SER:HA	2:B:99:HIS:NE2	16	1.73
(1,33)	1:A:55:SER:HA	2:B:99:HIS:O	16	1.73
(1,33)	1:A:55:SER:HA	2:B:101:VAL:C	16	1.73
(1,33)	1:A:55:SER:HA	2:B:101:VAL:CA	16	1.73
(1,33)	1:A:55:SER:HA	2:B:101:VAL:CB	16	1.73
(1,33)	1:A:55:SER:HA	2:B:101:VAL:CG1	16	1.73
(1,33)	1:A:55:SER:HA	2:B:101:VAL:CG2	16	1.73
(1,33)	1:A:55:SER:HA	2:B:101:VAL:H	16	1.73
(1,33)	1:A:55:SER:HA	2:B:101:VAL:HA	16	1.73
(1,33)	1:A:55:SER:HA	2:B:101:VAL:HB	16	1.73
(1,33)	1:A:55:SER:HA	2:B:101:VAL:HG11	16	1.73
(1,33)	1:A:55:SER:HA	2:B:101:VAL:HG12	16	1.73
(1,33)	1:A:55:SER:HA	2:B:101:VAL:HG13	16	1.73
(1,33)	1:A:55:SER:HA	2:B:101:VAL:HG21	16	1.73
(1,33)	1:A:55:SER:HA	2:B:101:VAL:HG22	16	1.73
(1,33)	1:A:55:SER:HA	2:B:101:VAL:HG23	16	1.73
(1,33)	1:A:55:SER:HA	2:B:101:VAL:N	16	1.73
(1,33)	1:A:55:SER:HA	2:B:101:VAL:O	16	1.73
(1,33)	1:A:55:SER:HB2	2:B:75:ILE:C	16	1.73
(1,33)	1:A:55:SER:HB2	2:B:75:ILE:CA	16	1.73
(1,33)	1:A:55:SER:HB2	2:B:75:ILE:CB	16	1.73
(1,33)	1:A:55:SER:HB2	2:B:75:ILE:CD1	16	1.73
(1,33)	1:A:55:SER:HB2	2:B:75:ILE:CG1	16	1.73
(1,33)	1:A:55:SER:HB2	2:B:75:ILE:CG2	16	1.73
(1,33)	1:A:55:SER:HB2	2:B:75:ILE:H	16	1.73
(1,33)	1:A:55:SER:HB2	2:B:75:ILE:HA	16	1.73
(1,33)	1:A:55:SER:HB2	2:B:75:ILE:HB	16	1.73
(1,33)	1:A:55:SER:HB2	2:B:75:ILE:HD11	16	1.73
(1,33)	1:A:55:SER:HB2	2:B:75:ILE:HD12	16	1.73
(1,33)	1:A:55:SER:HB2	2:B:75:ILE:HD13	16	1.73
(1,33)	1:A:55:SER:HB2	2:B:75:ILE:HG12	16	1.73
(1,33)	1:A:55:SER:HB2	2:B:75:ILE:HG13	16	1.73
(1,33)	1:A:55:SER:HB2	2:B:75:ILE:HG21	16	1.73
(1,33)	1:A:55:SER:HB2	2:B:75:ILE:HG22	16	1.73
(1,33)	1:A:55:SER:HB2	2:B:75:ILE:HG23	16	1.73
(1,33)	1:A:55:SER:HB2	2:B:75:ILE:N	16	1.73
(1,33)	1:A:55:SER:HB2	2:B:75:ILE:O	16	1.73
(1,33)	1:A:55:SER:HB2	2:B:77:ALA:C	16	1.73
(1,33)	1:A:55:SER:HB2	2:B:77:ALA:CA	16	1.73
(1,33)	1:A:55:SER:HB2	2:B:77:ALA:CB	16	1.73
(1,33)	1:A:55:SER:HB2	2:B:77:ALA:H	16	1.73
(1,33)	1:A:55:SER:HB2	2:B:77:ALA:HA	16	1.73

*Continued on next page...*

*Continued from previous page...*

Key	Atom-1	Atom-2	Model ID	Violation (Å)
(1,33)	1:A:55:SER:HB2	2:B:77:ALA:HB1	16	1.73
(1,33)	1:A:55:SER:HB2	2:B:77:ALA:HB2	16	1.73
(1,33)	1:A:55:SER:HB2	2:B:77:ALA:HB3	16	1.73
(1,33)	1:A:55:SER:HB2	2:B:77:ALA:N	16	1.73
(1,33)	1:A:55:SER:HB2	2:B:77:ALA:O	16	1.73
(1,33)	1:A:55:SER:HB2	2:B:78:GLY:C	16	1.73
(1,33)	1:A:55:SER:HB2	2:B:78:GLY:CA	16	1.73
(1,33)	1:A:55:SER:HB2	2:B:78:GLY:H	16	1.73
(1,33)	1:A:55:SER:HB2	2:B:78:GLY:HA2	16	1.73
(1,33)	1:A:55:SER:HB2	2:B:78:GLY:HA3	16	1.73
(1,33)	1:A:55:SER:HB2	2:B:78:GLY:N	16	1.73
(1,33)	1:A:55:SER:HB2	2:B:78:GLY:O	16	1.73
(1,33)	1:A:55:SER:HB2	2:B:79:LYS:C	16	1.73
(1,33)	1:A:55:SER:HB2	2:B:79:LYS:CA	16	1.73
(1,33)	1:A:55:SER:HB2	2:B:79:LYS:CB	16	1.73
(1,33)	1:A:55:SER:HB2	2:B:79:LYS:CD	16	1.73
(1,33)	1:A:55:SER:HB2	2:B:79:LYS:CE	16	1.73
(1,33)	1:A:55:SER:HB2	2:B:79:LYS:CG	16	1.73
(1,33)	1:A:55:SER:HB2	2:B:79:LYS:H	16	1.73
(1,33)	1:A:55:SER:HB2	2:B:79:LYS:HA	16	1.73
(1,33)	1:A:55:SER:HB2	2:B:79:LYS:HB2	16	1.73
(1,33)	1:A:55:SER:HB2	2:B:79:LYS:HB3	16	1.73
(1,33)	1:A:55:SER:HB2	2:B:79:LYS:HD2	16	1.73
(1,33)	1:A:55:SER:HB2	2:B:79:LYS:HD3	16	1.73
(1,33)	1:A:55:SER:HB2	2:B:79:LYS:HE2	16	1.73
(1,33)	1:A:55:SER:HB2	2:B:79:LYS:HE3	16	1.73
(1,33)	1:A:55:SER:HB2	2:B:79:LYS:HG2	16	1.73
(1,33)	1:A:55:SER:HB2	2:B:79:LYS:HG3	16	1.73
(1,33)	1:A:55:SER:HB2	2:B:79:LYS:HZ1	16	1.73
(1,33)	1:A:55:SER:HB2	2:B:79:LYS:HZ2	16	1.73
(1,33)	1:A:55:SER:HB2	2:B:79:LYS:HZ3	16	1.73
(1,33)	1:A:55:SER:HB2	2:B:79:LYS:N	16	1.73
(1,33)	1:A:55:SER:HB2	2:B:79:LYS:NZ	16	1.73
(1,33)	1:A:55:SER:HB2	2:B:79:LYS:O	16	1.73
(1,33)	1:A:55:SER:HB2	2:B:80:ILE:C	16	1.73
(1,33)	1:A:55:SER:HB2	2:B:80:ILE:CA	16	1.73
(1,33)	1:A:55:SER:HB2	2:B:80:ILE:CB	16	1.73
(1,33)	1:A:55:SER:HB2	2:B:80:ILE:CD1	16	1.73
(1,33)	1:A:55:SER:HB2	2:B:80:ILE:CG1	16	1.73
(1,33)	1:A:55:SER:HB2	2:B:80:ILE:CG2	16	1.73
(1,33)	1:A:55:SER:HB2	2:B:80:ILE:H	16	1.73
(1,33)	1:A:55:SER:HB2	2:B:80:ILE:HA	16	1.73

*Continued on next page...*

*Continued from previous page...*

Key	Atom-1	Atom-2	Model ID	Violation (Å)
(1,33)	1:A:55:SER:HB2	2:B:80:ILE:HB	16	1.73
(1,33)	1:A:55:SER:HB2	2:B:80:ILE:HD11	16	1.73
(1,33)	1:A:55:SER:HB2	2:B:80:ILE:HD12	16	1.73
(1,33)	1:A:55:SER:HB2	2:B:80:ILE:HD13	16	1.73
(1,33)	1:A:55:SER:HB2	2:B:80:ILE:HG12	16	1.73
(1,33)	1:A:55:SER:HB2	2:B:80:ILE:HG13	16	1.73
(1,33)	1:A:55:SER:HB2	2:B:80:ILE:HG21	16	1.73
(1,33)	1:A:55:SER:HB2	2:B:80:ILE:HG22	16	1.73
(1,33)	1:A:55:SER:HB2	2:B:80:ILE:HG23	16	1.73
(1,33)	1:A:55:SER:HB2	2:B:80:ILE:N	16	1.73
(1,33)	1:A:55:SER:HB2	2:B:80:ILE:O	16	1.73
(1,33)	1:A:55:SER:HB2	2:B:84:GLN:C	16	1.73
(1,33)	1:A:55:SER:HB2	2:B:84:GLN:CA	16	1.73
(1,33)	1:A:55:SER:HB2	2:B:84:GLN:CB	16	1.73
(1,33)	1:A:55:SER:HB2	2:B:84:GLN:CD	16	1.73
(1,33)	1:A:55:SER:HB2	2:B:84:GLN:CG	16	1.73
(1,33)	1:A:55:SER:HB2	2:B:84:GLN:H	16	1.73
(1,33)	1:A:55:SER:HB2	2:B:84:GLN:HA	16	1.73
(1,33)	1:A:55:SER:HB2	2:B:84:GLN:HB2	16	1.73
(1,33)	1:A:55:SER:HB2	2:B:84:GLN:HB3	16	1.73
(1,33)	1:A:55:SER:HB2	2:B:84:GLN:HE21	16	1.73
(1,33)	1:A:55:SER:HB2	2:B:84:GLN:HE22	16	1.73
(1,33)	1:A:55:SER:HB2	2:B:84:GLN:HG2	16	1.73
(1,33)	1:A:55:SER:HB2	2:B:84:GLN:HG3	16	1.73
(1,33)	1:A:55:SER:HB2	2:B:84:GLN:N	16	1.73
(1,33)	1:A:55:SER:HB2	2:B:84:GLN:NE2	16	1.73
(1,33)	1:A:55:SER:HB2	2:B:84:GLN:O	16	1.73
(1,33)	1:A:55:SER:HB2	2:B:84:GLN:OE1	16	1.73
(1,33)	1:A:55:SER:HB2	2:B:97:THR:C	16	1.73
(1,33)	1:A:55:SER:HB2	2:B:97:THR:CA	16	1.73
(1,33)	1:A:55:SER:HB2	2:B:97:THR:CB	16	1.73
(1,33)	1:A:55:SER:HB2	2:B:97:THR:CG2	16	1.73
(1,33)	1:A:55:SER:HB2	2:B:97:THR:H	16	1.73
(1,33)	1:A:55:SER:HB2	2:B:97:THR:HA	16	1.73
(1,33)	1:A:55:SER:HB2	2:B:97:THR:HB	16	1.73
(1,33)	1:A:55:SER:HB2	2:B:97:THR:HG1	16	1.73
(1,33)	1:A:55:SER:HB2	2:B:97:THR:HG21	16	1.73
(1,33)	1:A:55:SER:HB2	2:B:97:THR:HG22	16	1.73
(1,33)	1:A:55:SER:HB2	2:B:97:THR:HG23	16	1.73
(1,33)	1:A:55:SER:HB2	2:B:97:THR:N	16	1.73
(1,33)	1:A:55:SER:HB2	2:B:97:THR:O	16	1.73
(1,33)	1:A:55:SER:HB2	2:B:97:THR:OG1	16	1.73

*Continued on next page...*

*Continued from previous page...*

Key	Atom-1	Atom-2	Model ID	Violation (Å)
(1,33)	1:A:55:SER:HB2	2:B:99:HIS:C	16	1.73
(1,33)	1:A:55:SER:HB2	2:B:99:HIS:CA	16	1.73
(1,33)	1:A:55:SER:HB2	2:B:99:HIS:CB	16	1.73
(1,33)	1:A:55:SER:HB2	2:B:99:HIS:CD2	16	1.73
(1,33)	1:A:55:SER:HB2	2:B:99:HIS:CE1	16	1.73
(1,33)	1:A:55:SER:HB2	2:B:99:HIS:CG	16	1.73
(1,33)	1:A:55:SER:HB2	2:B:99:HIS:H	16	1.73
(1,33)	1:A:55:SER:HB2	2:B:99:HIS:HA	16	1.73
(1,33)	1:A:55:SER:HB2	2:B:99:HIS:HB2	16	1.73
(1,33)	1:A:55:SER:HB2	2:B:99:HIS:HB3	16	1.73
(1,33)	1:A:55:SER:HB2	2:B:99:HIS:HD1	16	1.73
(1,33)	1:A:55:SER:HB2	2:B:99:HIS:HD2	16	1.73
(1,33)	1:A:55:SER:HB2	2:B:99:HIS:HE1	16	1.73
(1,33)	1:A:55:SER:HB2	2:B:99:HIS:HE2	16	1.73
(1,33)	1:A:55:SER:HB2	2:B:99:HIS:N	16	1.73
(1,33)	1:A:55:SER:HB2	2:B:99:HIS:ND1	16	1.73
(1,33)	1:A:55:SER:HB2	2:B:99:HIS:NE2	16	1.73
(1,33)	1:A:55:SER:HB2	2:B:99:HIS:O	16	1.73
(1,33)	1:A:55:SER:HB2	2:B:101:VAL:C	16	1.73
(1,33)	1:A:55:SER:HB2	2:B:101:VAL:CA	16	1.73
(1,33)	1:A:55:SER:HB2	2:B:101:VAL:CB	16	1.73
(1,33)	1:A:55:SER:HB2	2:B:101:VAL:CG1	16	1.73
(1,33)	1:A:55:SER:HB2	2:B:101:VAL:CG2	16	1.73
(1,33)	1:A:55:SER:HB2	2:B:101:VAL:H	16	1.73
(1,33)	1:A:55:SER:HB2	2:B:101:VAL:HA	16	1.73
(1,33)	1:A:55:SER:HB2	2:B:101:VAL:HB	16	1.73
(1,33)	1:A:55:SER:HB2	2:B:101:VAL:HG11	16	1.73
(1,33)	1:A:55:SER:HB2	2:B:101:VAL:HG12	16	1.73
(1,33)	1:A:55:SER:HB2	2:B:101:VAL:HG13	16	1.73
(1,33)	1:A:55:SER:HB2	2:B:101:VAL:HG21	16	1.73
(1,33)	1:A:55:SER:HB2	2:B:101:VAL:HG22	16	1.73
(1,33)	1:A:55:SER:HB2	2:B:101:VAL:HG23	16	1.73
(1,33)	1:A:55:SER:HB2	2:B:101:VAL:N	16	1.73
(1,33)	1:A:55:SER:HB2	2:B:101:VAL:O	16	1.73
(1,33)	1:A:55:SER:HB3	2:B:75:ILE:C	16	1.73
(1,33)	1:A:55:SER:HB3	2:B:75:ILE:CA	16	1.73
(1,33)	1:A:55:SER:HB3	2:B:75:ILE:CB	16	1.73
(1,33)	1:A:55:SER:HB3	2:B:75:ILE:CD1	16	1.73
(1,33)	1:A:55:SER:HB3	2:B:75:ILE:CG1	16	1.73
(1,33)	1:A:55:SER:HB3	2:B:75:ILE:CG2	16	1.73
(1,33)	1:A:55:SER:HB3	2:B:75:ILE:H	16	1.73
(1,33)	1:A:55:SER:HB3	2:B:75:ILE:HA	16	1.73

*Continued on next page...*

*Continued from previous page...*

Key	Atom-1	Atom-2	Model ID	Violation (Å)
(1,33)	1:A:55:SER:HB3	2:B:75:ILE:HB	16	1.73
(1,33)	1:A:55:SER:HB3	2:B:75:ILE:HD11	16	1.73
(1,33)	1:A:55:SER:HB3	2:B:75:ILE:HD12	16	1.73
(1,33)	1:A:55:SER:HB3	2:B:75:ILE:HD13	16	1.73
(1,33)	1:A:55:SER:HB3	2:B:75:ILE:HG12	16	1.73
(1,33)	1:A:55:SER:HB3	2:B:75:ILE:HG13	16	1.73
(1,33)	1:A:55:SER:HB3	2:B:75:ILE:HG21	16	1.73
(1,33)	1:A:55:SER:HB3	2:B:75:ILE:HG22	16	1.73
(1,33)	1:A:55:SER:HB3	2:B:75:ILE:HG23	16	1.73
(1,33)	1:A:55:SER:HB3	2:B:75:ILE:N	16	1.73
(1,33)	1:A:55:SER:HB3	2:B:75:ILE:O	16	1.73
(1,33)	1:A:55:SER:HB3	2:B:77:ALA:C	16	1.73
(1,33)	1:A:55:SER:HB3	2:B:77:ALA:CA	16	1.73
(1,33)	1:A:55:SER:HB3	2:B:77:ALA:CB	16	1.73
(1,33)	1:A:55:SER:HB3	2:B:77:ALA:H	16	1.73
(1,33)	1:A:55:SER:HB3	2:B:77:ALA:HA	16	1.73
(1,33)	1:A:55:SER:HB3	2:B:77:ALA:HB1	16	1.73
(1,33)	1:A:55:SER:HB3	2:B:77:ALA:HB2	16	1.73
(1,33)	1:A:55:SER:HB3	2:B:77:ALA:HB3	16	1.73
(1,33)	1:A:55:SER:HB3	2:B:77:ALA:N	16	1.73
(1,33)	1:A:55:SER:HB3	2:B:77:ALA:O	16	1.73
(1,33)	1:A:55:SER:HB3	2:B:78:GLY:C	16	1.73
(1,33)	1:A:55:SER:HB3	2:B:78:GLY:CA	16	1.73
(1,33)	1:A:55:SER:HB3	2:B:78:GLY:H	16	1.73
(1,33)	1:A:55:SER:HB3	2:B:78:GLY:HA2	16	1.73
(1,33)	1:A:55:SER:HB3	2:B:78:GLY:HA3	16	1.73
(1,33)	1:A:55:SER:HB3	2:B:78:GLY:N	16	1.73
(1,33)	1:A:55:SER:HB3	2:B:78:GLY:O	16	1.73
(1,33)	1:A:55:SER:HB3	2:B:79:LYS:C	16	1.73
(1,33)	1:A:55:SER:HB3	2:B:79:LYS:CA	16	1.73
(1,33)	1:A:55:SER:HB3	2:B:79:LYS:CB	16	1.73
(1,33)	1:A:55:SER:HB3	2:B:79:LYS:CD	16	1.73
(1,33)	1:A:55:SER:HB3	2:B:79:LYS:CE	16	1.73
(1,33)	1:A:55:SER:HB3	2:B:79:LYS:CG	16	1.73
(1,33)	1:A:55:SER:HB3	2:B:79:LYS:H	16	1.73
(1,33)	1:A:55:SER:HB3	2:B:79:LYS:HA	16	1.73
(1,33)	1:A:55:SER:HB3	2:B:79:LYS:HB2	16	1.73
(1,33)	1:A:55:SER:HB3	2:B:79:LYS:HB3	16	1.73
(1,33)	1:A:55:SER:HB3	2:B:79:LYS:HD2	16	1.73
(1,33)	1:A:55:SER:HB3	2:B:79:LYS:HD3	16	1.73
(1,33)	1:A:55:SER:HB3	2:B:79:LYS:HE2	16	1.73
(1,33)	1:A:55:SER:HB3	2:B:79:LYS:HE3	16	1.73

*Continued on next page...*



*Continued from previous page...*

Key	Atom-1	Atom-2	Model ID	Violation (Å)
(1,33)	1:A:55:SER:HB3	2:B:79:LYS:HG2	16	1.73
(1,33)	1:A:55:SER:HB3	2:B:79:LYS:HG3	16	1.73
(1,33)	1:A:55:SER:HB3	2:B:79:LYS:HZ1	16	1.73
(1,33)	1:A:55:SER:HB3	2:B:79:LYS:HZ2	16	1.73
(1,33)	1:A:55:SER:HB3	2:B:79:LYS:HZ3	16	1.73
(1,33)	1:A:55:SER:HB3	2:B:79:LYS:N	16	1.73
(1,33)	1:A:55:SER:HB3	2:B:79:LYS:NZ	16	1.73
(1,33)	1:A:55:SER:HB3	2:B:79:LYS:O	16	1.73
(1,33)	1:A:55:SER:HB3	2:B:80:ILE:C	16	1.73
(1,33)	1:A:55:SER:HB3	2:B:80:ILE:CA	16	1.73
(1,33)	1:A:55:SER:HB3	2:B:80:ILE:CB	16	1.73
(1,33)	1:A:55:SER:HB3	2:B:80:ILE:CD1	16	1.73
(1,33)	1:A:55:SER:HB3	2:B:80:ILE:CG1	16	1.73
(1,33)	1:A:55:SER:HB3	2:B:80:ILE:CG2	16	1.73
(1,33)	1:A:55:SER:HB3	2:B:80:ILE:H	16	1.73
(1,33)	1:A:55:SER:HB3	2:B:80:ILE:HA	16	1.73
(1,33)	1:A:55:SER:HB3	2:B:80:ILE:HB	16	1.73
(1,33)	1:A:55:SER:HB3	2:B:80:ILE:HD11	16	1.73
(1,33)	1:A:55:SER:HB3	2:B:80:ILE:HD12	16	1.73
(1,33)	1:A:55:SER:HB3	2:B:80:ILE:HD13	16	1.73
(1,33)	1:A:55:SER:HB3	2:B:80:ILE:HG12	16	1.73
(1,33)	1:A:55:SER:HB3	2:B:80:ILE:HG13	16	1.73
(1,33)	1:A:55:SER:HB3	2:B:80:ILE:HG21	16	1.73
(1,33)	1:A:55:SER:HB3	2:B:80:ILE:HG22	16	1.73
(1,33)	1:A:55:SER:HB3	2:B:80:ILE:HG23	16	1.73
(1,33)	1:A:55:SER:HB3	2:B:80:ILE:N	16	1.73
(1,33)	1:A:55:SER:HB3	2:B:80:ILE:O	16	1.73
(1,33)	1:A:55:SER:HB3	2:B:84:GLN:C	16	1.73
(1,33)	1:A:55:SER:HB3	2:B:84:GLN:CA	16	1.73
(1,33)	1:A:55:SER:HB3	2:B:84:GLN:CB	16	1.73
(1,33)	1:A:55:SER:HB3	2:B:84:GLN:CD	16	1.73
(1,33)	1:A:55:SER:HB3	2:B:84:GLN:CG	16	1.73
(1,33)	1:A:55:SER:HB3	2:B:84:GLN:H	16	1.73
(1,33)	1:A:55:SER:HB3	2:B:84:GLN:HA	16	1.73
(1,33)	1:A:55:SER:HB3	2:B:84:GLN:HB2	16	1.73
(1,33)	1:A:55:SER:HB3	2:B:84:GLN:HB3	16	1.73
(1,33)	1:A:55:SER:HB3	2:B:84:GLN:HE21	16	1.73
(1,33)	1:A:55:SER:HB3	2:B:84:GLN:HE22	16	1.73
(1,33)	1:A:55:SER:HB3	2:B:84:GLN:HG2	16	1.73
(1,33)	1:A:55:SER:HB3	2:B:84:GLN:HG3	16	1.73
(1,33)	1:A:55:SER:HB3	2:B:84:GLN:N	16	1.73
(1,33)	1:A:55:SER:HB3	2:B:84:GLN:NE2	16	1.73

*Continued on next page...*

*Continued from previous page...*

Key	Atom-1	Atom-2	Model ID	Violation (Å)
(1,33)	1:A:55:SER:HB3	2:B:84:GLN:O	16	1.73
(1,33)	1:A:55:SER:HB3	2:B:84:GLN:OE1	16	1.73
(1,33)	1:A:55:SER:HB3	2:B:97:THR:C	16	1.73
(1,33)	1:A:55:SER:HB3	2:B:97:THR:CA	16	1.73
(1,33)	1:A:55:SER:HB3	2:B:97:THR:CB	16	1.73
(1,33)	1:A:55:SER:HB3	2:B:97:THR:CG2	16	1.73
(1,33)	1:A:55:SER:HB3	2:B:97:THR:H	16	1.73
(1,33)	1:A:55:SER:HB3	2:B:97:THR:HA	16	1.73
(1,33)	1:A:55:SER:HB3	2:B:97:THR:HB	16	1.73
(1,33)	1:A:55:SER:HB3	2:B:97:THR:HG1	16	1.73
(1,33)	1:A:55:SER:HB3	2:B:97:THR:HG21	16	1.73
(1,33)	1:A:55:SER:HB3	2:B:97:THR:HG22	16	1.73
(1,33)	1:A:55:SER:HB3	2:B:97:THR:HG23	16	1.73
(1,33)	1:A:55:SER:HB3	2:B:97:THR:N	16	1.73
(1,33)	1:A:55:SER:HB3	2:B:97:THR:O	16	1.73
(1,33)	1:A:55:SER:HB3	2:B:97:THR:OG1	16	1.73
(1,33)	1:A:55:SER:HB3	2:B:99:HIS:C	16	1.73
(1,33)	1:A:55:SER:HB3	2:B:99:HIS:CA	16	1.73
(1,33)	1:A:55:SER:HB3	2:B:99:HIS:CB	16	1.73
(1,33)	1:A:55:SER:HB3	2:B:99:HIS:CD2	16	1.73
(1,33)	1:A:55:SER:HB3	2:B:99:HIS:CE1	16	1.73
(1,33)	1:A:55:SER:HB3	2:B:99:HIS:CG	16	1.73
(1,33)	1:A:55:SER:HB3	2:B:99:HIS:H	16	1.73
(1,33)	1:A:55:SER:HB3	2:B:99:HIS:HA	16	1.73
(1,33)	1:A:55:SER:HB3	2:B:99:HIS:HB2	16	1.73
(1,33)	1:A:55:SER:HB3	2:B:99:HIS:HB3	16	1.73
(1,33)	1:A:55:SER:HB3	2:B:99:HIS:HD1	16	1.73
(1,33)	1:A:55:SER:HB3	2:B:99:HIS:HD2	16	1.73
(1,33)	1:A:55:SER:HB3	2:B:99:HIS:HE1	16	1.73
(1,33)	1:A:55:SER:HB3	2:B:99:HIS:HE2	16	1.73
(1,33)	1:A:55:SER:HB3	2:B:99:HIS:N	16	1.73
(1,33)	1:A:55:SER:HB3	2:B:99:HIS:ND1	16	1.73
(1,33)	1:A:55:SER:HB3	2:B:99:HIS:NE2	16	1.73
(1,33)	1:A:55:SER:HB3	2:B:99:HIS:O	16	1.73
(1,33)	1:A:55:SER:HB3	2:B:101:VAL:C	16	1.73
(1,33)	1:A:55:SER:HB3	2:B:101:VAL:CA	16	1.73
(1,33)	1:A:55:SER:HB3	2:B:101:VAL:CB	16	1.73
(1,33)	1:A:55:SER:HB3	2:B:101:VAL:CG1	16	1.73
(1,33)	1:A:55:SER:HB3	2:B:101:VAL:CG2	16	1.73
(1,33)	1:A:55:SER:HB3	2:B:101:VAL:H	16	1.73
(1,33)	1:A:55:SER:HB3	2:B:101:VAL:HA	16	1.73
(1,33)	1:A:55:SER:HB3	2:B:101:VAL:HB	16	1.73

*Continued on next page...*

*Continued from previous page...*

Key	Atom-1	Atom-2	Model ID	Violation (Å)
(1,33)	1:A:55:SER:HB3	2:B:101:VAL:HG11	16	1.73
(1,33)	1:A:55:SER:HB3	2:B:101:VAL:HG12	16	1.73
(1,33)	1:A:55:SER:HB3	2:B:101:VAL:HG13	16	1.73
(1,33)	1:A:55:SER:HB3	2:B:101:VAL:HG21	16	1.73
(1,33)	1:A:55:SER:HB3	2:B:101:VAL:HG22	16	1.73
(1,33)	1:A:55:SER:HB3	2:B:101:VAL:HG23	16	1.73
(1,33)	1:A:55:SER:HB3	2:B:101:VAL:N	16	1.73
(1,33)	1:A:55:SER:HB3	2:B:101:VAL:O	16	1.73
(1,33)	1:A:55:SER:HG	2:B:75:ILE:C	16	1.73
(1,33)	1:A:55:SER:HG	2:B:75:ILE:CA	16	1.73
(1,33)	1:A:55:SER:HG	2:B:75:ILE:CB	16	1.73
(1,33)	1:A:55:SER:HG	2:B:75:ILE:CD1	16	1.73
(1,33)	1:A:55:SER:HG	2:B:75:ILE:CG1	16	1.73
(1,33)	1:A:55:SER:HG	2:B:75:ILE:CG2	16	1.73
(1,33)	1:A:55:SER:HG	2:B:75:ILE:H	16	1.73
(1,33)	1:A:55:SER:HG	2:B:75:ILE:HA	16	1.73
(1,33)	1:A:55:SER:HG	2:B:75:ILE:HB	16	1.73
(1,33)	1:A:55:SER:HG	2:B:75:ILE:HD11	16	1.73
(1,33)	1:A:55:SER:HG	2:B:75:ILE:HD12	16	1.73
(1,33)	1:A:55:SER:HG	2:B:75:ILE:HD13	16	1.73
(1,33)	1:A:55:SER:HG	2:B:75:ILE:HG12	16	1.73
(1,33)	1:A:55:SER:HG	2:B:75:ILE:HG13	16	1.73
(1,33)	1:A:55:SER:HG	2:B:75:ILE:HG21	16	1.73
(1,33)	1:A:55:SER:HG	2:B:75:ILE:HG22	16	1.73
(1,33)	1:A:55:SER:HG	2:B:75:ILE:HG23	16	1.73
(1,33)	1:A:55:SER:HG	2:B:75:ILE:N	16	1.73
(1,33)	1:A:55:SER:HG	2:B:75:ILE:O	16	1.73
(1,33)	1:A:55:SER:HG	2:B:77:ALA:C	16	1.73
(1,33)	1:A:55:SER:HG	2:B:77:ALA:CA	16	1.73
(1,33)	1:A:55:SER:HG	2:B:77:ALA:CB	16	1.73
(1,33)	1:A:55:SER:HG	2:B:77:ALA:H	16	1.73
(1,33)	1:A:55:SER:HG	2:B:77:ALA:HA	16	1.73
(1,33)	1:A:55:SER:HG	2:B:77:ALA:HB1	16	1.73
(1,33)	1:A:55:SER:HG	2:B:77:ALA:HB2	16	1.73
(1,33)	1:A:55:SER:HG	2:B:77:ALA:HB3	16	1.73
(1,33)	1:A:55:SER:HG	2:B:77:ALA:N	16	1.73
(1,33)	1:A:55:SER:HG	2:B:77:ALA:O	16	1.73
(1,33)	1:A:55:SER:HG	2:B:78:GLY:C	16	1.73
(1,33)	1:A:55:SER:HG	2:B:78:GLY:CA	16	1.73
(1,33)	1:A:55:SER:HG	2:B:78:GLY:H	16	1.73
(1,33)	1:A:55:SER:HG	2:B:78:GLY:HA2	16	1.73
(1,33)	1:A:55:SER:HG	2:B:78:GLY:HA3	16	1.73

*Continued on next page...*

*Continued from previous page...*

Key	Atom-1	Atom-2	Model ID	Violation (Å)
(1,33)	1:A:55:SER:HG	2:B:78:GLY:N	16	1.73
(1,33)	1:A:55:SER:HG	2:B:78:GLY:O	16	1.73
(1,33)	1:A:55:SER:HG	2:B:79:LYS:C	16	1.73
(1,33)	1:A:55:SER:HG	2:B:79:LYS:CA	16	1.73
(1,33)	1:A:55:SER:HG	2:B:79:LYS:CB	16	1.73
(1,33)	1:A:55:SER:HG	2:B:79:LYS:CD	16	1.73
(1,33)	1:A:55:SER:HG	2:B:79:LYS:CE	16	1.73
(1,33)	1:A:55:SER:HG	2:B:79:LYS:CG	16	1.73
(1,33)	1:A:55:SER:HG	2:B:79:LYS:H	16	1.73
(1,33)	1:A:55:SER:HG	2:B:79:LYS:HA	16	1.73
(1,33)	1:A:55:SER:HG	2:B:79:LYS:HB2	16	1.73
(1,33)	1:A:55:SER:HG	2:B:79:LYS:HB3	16	1.73
(1,33)	1:A:55:SER:HG	2:B:79:LYS:HD2	16	1.73
(1,33)	1:A:55:SER:HG	2:B:79:LYS:HD3	16	1.73
(1,33)	1:A:55:SER:HG	2:B:79:LYS:HE2	16	1.73
(1,33)	1:A:55:SER:HG	2:B:79:LYS:HE3	16	1.73
(1,33)	1:A:55:SER:HG	2:B:79:LYS:HG2	16	1.73
(1,33)	1:A:55:SER:HG	2:B:79:LYS:HG3	16	1.73
(1,33)	1:A:55:SER:HG	2:B:79:LYS:HZ1	16	1.73
(1,33)	1:A:55:SER:HG	2:B:79:LYS:HZ2	16	1.73
(1,33)	1:A:55:SER:HG	2:B:79:LYS:HZ3	16	1.73
(1,33)	1:A:55:SER:HG	2:B:79:LYS:N	16	1.73
(1,33)	1:A:55:SER:HG	2:B:79:LYS:NZ	16	1.73
(1,33)	1:A:55:SER:HG	2:B:79:LYS:O	16	1.73
(1,33)	1:A:55:SER:HG	2:B:80:ILE:C	16	1.73
(1,33)	1:A:55:SER:HG	2:B:80:ILE:CA	16	1.73
(1,33)	1:A:55:SER:HG	2:B:80:ILE:CB	16	1.73
(1,33)	1:A:55:SER:HG	2:B:80:ILE:CD1	16	1.73
(1,33)	1:A:55:SER:HG	2:B:80:ILE:CG1	16	1.73
(1,33)	1:A:55:SER:HG	2:B:80:ILE:CG2	16	1.73
(1,33)	1:A:55:SER:HG	2:B:80:ILE:H	16	1.73
(1,33)	1:A:55:SER:HG	2:B:80:ILE:HA	16	1.73
(1,33)	1:A:55:SER:HG	2:B:80:ILE:HB	16	1.73
(1,33)	1:A:55:SER:HG	2:B:80:ILE:HD11	16	1.73
(1,33)	1:A:55:SER:HG	2:B:80:ILE:HD12	16	1.73
(1,33)	1:A:55:SER:HG	2:B:80:ILE:HD13	16	1.73
(1,33)	1:A:55:SER:HG	2:B:80:ILE:HG12	16	1.73
(1,33)	1:A:55:SER:HG	2:B:80:ILE:HG13	16	1.73
(1,33)	1:A:55:SER:HG	2:B:80:ILE:HG21	16	1.73
(1,33)	1:A:55:SER:HG	2:B:80:ILE:HG22	16	1.73
(1,33)	1:A:55:SER:HG	2:B:80:ILE:HG23	16	1.73
(1,33)	1:A:55:SER:HG	2:B:80:ILE:N	16	1.73

*Continued on next page...*

*Continued from previous page...*

Key	Atom-1	Atom-2	Model ID	Violation (Å)
(1,33)	1:A:55:SER:HG	2:B:80:ILE:O	16	1.73
(1,33)	1:A:55:SER:HG	2:B:84:GLN:C	16	1.73
(1,33)	1:A:55:SER:HG	2:B:84:GLN:CA	16	1.73
(1,33)	1:A:55:SER:HG	2:B:84:GLN:CB	16	1.73
(1,33)	1:A:55:SER:HG	2:B:84:GLN:CD	16	1.73
(1,33)	1:A:55:SER:HG	2:B:84:GLN:CG	16	1.73
(1,33)	1:A:55:SER:HG	2:B:84:GLN:H	16	1.73
(1,33)	1:A:55:SER:HG	2:B:84:GLN:HA	16	1.73
(1,33)	1:A:55:SER:HG	2:B:84:GLN:HB2	16	1.73
(1,33)	1:A:55:SER:HG	2:B:84:GLN:HB3	16	1.73
(1,33)	1:A:55:SER:HG	2:B:84:GLN:HE21	16	1.73
(1,33)	1:A:55:SER:HG	2:B:84:GLN:HE22	16	1.73
(1,33)	1:A:55:SER:HG	2:B:84:GLN:HG2	16	1.73
(1,33)	1:A:55:SER:HG	2:B:84:GLN:HG3	16	1.73
(1,33)	1:A:55:SER:HG	2:B:84:GLN:N	16	1.73
(1,33)	1:A:55:SER:HG	2:B:84:GLN:NE2	16	1.73
(1,33)	1:A:55:SER:HG	2:B:84:GLN:O	16	1.73
(1,33)	1:A:55:SER:HG	2:B:84:GLN:OE1	16	1.73
(1,33)	1:A:55:SER:HG	2:B:97:THR:C	16	1.73
(1,33)	1:A:55:SER:HG	2:B:97:THR:CA	16	1.73
(1,33)	1:A:55:SER:HG	2:B:97:THR:CB	16	1.73
(1,33)	1:A:55:SER:HG	2:B:97:THR:CG2	16	1.73
(1,33)	1:A:55:SER:HG	2:B:97:THR:H	16	1.73
(1,33)	1:A:55:SER:HG	2:B:97:THR:HA	16	1.73
(1,33)	1:A:55:SER:HG	2:B:97:THR:HB	16	1.73
(1,33)	1:A:55:SER:HG	2:B:97:THR:HG1	16	1.73
(1,33)	1:A:55:SER:HG	2:B:97:THR:HG21	16	1.73
(1,33)	1:A:55:SER:HG	2:B:97:THR:HG22	16	1.73
(1,33)	1:A:55:SER:HG	2:B:97:THR:HG23	16	1.73
(1,33)	1:A:55:SER:HG	2:B:97:THR:N	16	1.73
(1,33)	1:A:55:SER:HG	2:B:97:THR:O	16	1.73
(1,33)	1:A:55:SER:HG	2:B:97:THR:OG1	16	1.73
(1,33)	1:A:55:SER:HG	2:B:99:HIS:C	16	1.73
(1,33)	1:A:55:SER:HG	2:B:99:HIS:CA	16	1.73
(1,33)	1:A:55:SER:HG	2:B:99:HIS:CB	16	1.73
(1,33)	1:A:55:SER:HG	2:B:99:HIS:CD2	16	1.73
(1,33)	1:A:55:SER:HG	2:B:99:HIS:CE1	16	1.73
(1,33)	1:A:55:SER:HG	2:B:99:HIS:CG	16	1.73
(1,33)	1:A:55:SER:HG	2:B:99:HIS:H	16	1.73
(1,33)	1:A:55:SER:HG	2:B:99:HIS:HA	16	1.73
(1,33)	1:A:55:SER:HG	2:B:99:HIS:HB2	16	1.73
(1,33)	1:A:55:SER:HG	2:B:99:HIS:HB3	16	1.73

*Continued on next page...*

*Continued from previous page...*

Key	Atom-1	Atom-2	Model ID	Violation (Å)
(1,33)	1:A:55:SER:HG	2:B:99:HIS:HD1	16	1.73
(1,33)	1:A:55:SER:HG	2:B:99:HIS:HD2	16	1.73
(1,33)	1:A:55:SER:HG	2:B:99:HIS:HE1	16	1.73
(1,33)	1:A:55:SER:HG	2:B:99:HIS:HE2	16	1.73
(1,33)	1:A:55:SER:HG	2:B:99:HIS:N	16	1.73
(1,33)	1:A:55:SER:HG	2:B:99:HIS:ND1	16	1.73
(1,33)	1:A:55:SER:HG	2:B:99:HIS:NE2	16	1.73
(1,33)	1:A:55:SER:HG	2:B:99:HIS:O	16	1.73
(1,33)	1:A:55:SER:HG	2:B:101:VAL:C	16	1.73
(1,33)	1:A:55:SER:HG	2:B:101:VAL:CA	16	1.73
(1,33)	1:A:55:SER:HG	2:B:101:VAL:CB	16	1.73
(1,33)	1:A:55:SER:HG	2:B:101:VAL:CG1	16	1.73
(1,33)	1:A:55:SER:HG	2:B:101:VAL:CG2	16	1.73
(1,33)	1:A:55:SER:HG	2:B:101:VAL:H	16	1.73
(1,33)	1:A:55:SER:HG	2:B:101:VAL:HA	16	1.73
(1,33)	1:A:55:SER:HG	2:B:101:VAL:HB	16	1.73
(1,33)	1:A:55:SER:HG	2:B:101:VAL:HG11	16	1.73
(1,33)	1:A:55:SER:HG	2:B:101:VAL:HG12	16	1.73
(1,33)	1:A:55:SER:HG	2:B:101:VAL:HG13	16	1.73
(1,33)	1:A:55:SER:HG	2:B:101:VAL:HG21	16	1.73
(1,33)	1:A:55:SER:HG	2:B:101:VAL:HG22	16	1.73
(1,33)	1:A:55:SER:HG	2:B:101:VAL:HG23	16	1.73
(1,33)	1:A:55:SER:HG	2:B:101:VAL:N	16	1.73
(1,33)	1:A:55:SER:HG	2:B:101:VAL:O	16	1.73
(1,33)	1:A:55:SER:N	2:B:75:ILE:C	16	1.73
(1,33)	1:A:55:SER:N	2:B:75:ILE:CA	16	1.73
(1,33)	1:A:55:SER:N	2:B:75:ILE:CB	16	1.73
(1,33)	1:A:55:SER:N	2:B:75:ILE:CD1	16	1.73
(1,33)	1:A:55:SER:N	2:B:75:ILE:CG1	16	1.73
(1,33)	1:A:55:SER:N	2:B:75:ILE:CG2	16	1.73
(1,33)	1:A:55:SER:N	2:B:75:ILE:H	16	1.73
(1,33)	1:A:55:SER:N	2:B:75:ILE:HA	16	1.73
(1,33)	1:A:55:SER:N	2:B:75:ILE:HB	16	1.73
(1,33)	1:A:55:SER:N	2:B:75:ILE:HD11	16	1.73
(1,33)	1:A:55:SER:N	2:B:75:ILE:HD12	16	1.73
(1,33)	1:A:55:SER:N	2:B:75:ILE:HD13	16	1.73
(1,33)	1:A:55:SER:N	2:B:75:ILE:HG12	16	1.73
(1,33)	1:A:55:SER:N	2:B:75:ILE:HG13	16	1.73
(1,33)	1:A:55:SER:N	2:B:75:ILE:HG21	16	1.73
(1,33)	1:A:55:SER:N	2:B:75:ILE:HG22	16	1.73
(1,33)	1:A:55:SER:N	2:B:75:ILE:HG23	16	1.73
(1,33)	1:A:55:SER:N	2:B:75:ILE:N	16	1.73

*Continued on next page...*

*Continued from previous page...*

Key	Atom-1	Atom-2	Model ID	Violation (Å)
(1,33)	1:A:55:SER:N	2:B:75:ILE:O	16	1.73
(1,33)	1:A:55:SER:N	2:B:77:ALA:C	16	1.73
(1,33)	1:A:55:SER:N	2:B:77:ALA:CA	16	1.73
(1,33)	1:A:55:SER:N	2:B:77:ALA:CB	16	1.73
(1,33)	1:A:55:SER:N	2:B:77:ALA:H	16	1.73
(1,33)	1:A:55:SER:N	2:B:77:ALA:HA	16	1.73
(1,33)	1:A:55:SER:N	2:B:77:ALA:HB1	16	1.73
(1,33)	1:A:55:SER:N	2:B:77:ALA:HB2	16	1.73
(1,33)	1:A:55:SER:N	2:B:77:ALA:HB3	16	1.73
(1,33)	1:A:55:SER:N	2:B:77:ALA:N	16	1.73
(1,33)	1:A:55:SER:N	2:B:77:ALA:O	16	1.73
(1,33)	1:A:55:SER:N	2:B:78:GLY:C	16	1.73
(1,33)	1:A:55:SER:N	2:B:78:GLY:CA	16	1.73
(1,33)	1:A:55:SER:N	2:B:78:GLY:H	16	1.73
(1,33)	1:A:55:SER:N	2:B:78:GLY:HA2	16	1.73
(1,33)	1:A:55:SER:N	2:B:78:GLY:HA3	16	1.73
(1,33)	1:A:55:SER:N	2:B:78:GLY:N	16	1.73
(1,33)	1:A:55:SER:N	2:B:78:GLY:O	16	1.73
(1,33)	1:A:55:SER:N	2:B:79:LYS:C	16	1.73
(1,33)	1:A:55:SER:N	2:B:79:LYS:CA	16	1.73
(1,33)	1:A:55:SER:N	2:B:79:LYS:CB	16	1.73
(1,33)	1:A:55:SER:N	2:B:79:LYS:CD	16	1.73
(1,33)	1:A:55:SER:N	2:B:79:LYS:CE	16	1.73
(1,33)	1:A:55:SER:N	2:B:79:LYS:CG	16	1.73
(1,33)	1:A:55:SER:N	2:B:79:LYS:H	16	1.73
(1,33)	1:A:55:SER:N	2:B:79:LYS:HA	16	1.73
(1,33)	1:A:55:SER:N	2:B:79:LYS:HB2	16	1.73
(1,33)	1:A:55:SER:N	2:B:79:LYS:HB3	16	1.73
(1,33)	1:A:55:SER:N	2:B:79:LYS:HD2	16	1.73
(1,33)	1:A:55:SER:N	2:B:79:LYS:HD3	16	1.73
(1,33)	1:A:55:SER:N	2:B:79:LYS:HE2	16	1.73
(1,33)	1:A:55:SER:N	2:B:79:LYS:HE3	16	1.73
(1,33)	1:A:55:SER:N	2:B:79:LYS:HG2	16	1.73
(1,33)	1:A:55:SER:N	2:B:79:LYS:HG3	16	1.73
(1,33)	1:A:55:SER:N	2:B:79:LYS:HZ1	16	1.73
(1,33)	1:A:55:SER:N	2:B:79:LYS:HZ2	16	1.73
(1,33)	1:A:55:SER:N	2:B:79:LYS:HZ3	16	1.73
(1,33)	1:A:55:SER:N	2:B:79:LYS:N	16	1.73
(1,33)	1:A:55:SER:N	2:B:79:LYS:NZ	16	1.73
(1,33)	1:A:55:SER:N	2:B:79:LYS:O	16	1.73
(1,33)	1:A:55:SER:N	2:B:80:ILE:C	16	1.73
(1,33)	1:A:55:SER:N	2:B:80:ILE:CA	16	1.73

*Continued on next page...*

*Continued from previous page...*

Key	Atom-1	Atom-2	Model ID	Violation (Å)
(1,33)	1:A:55:SER:N	2:B:80:ILE:CB	16	1.73
(1,33)	1:A:55:SER:N	2:B:80:ILE:CD1	16	1.73
(1,33)	1:A:55:SER:N	2:B:80:ILE:CG1	16	1.73
(1,33)	1:A:55:SER:N	2:B:80:ILE:CG2	16	1.73
(1,33)	1:A:55:SER:N	2:B:80:ILE:H	16	1.73
(1,33)	1:A:55:SER:N	2:B:80:ILE:HA	16	1.73
(1,33)	1:A:55:SER:N	2:B:80:ILE:HB	16	1.73
(1,33)	1:A:55:SER:N	2:B:80:ILE:HD11	16	1.73
(1,33)	1:A:55:SER:N	2:B:80:ILE:HD12	16	1.73
(1,33)	1:A:55:SER:N	2:B:80:ILE:HD13	16	1.73
(1,33)	1:A:55:SER:N	2:B:80:ILE:HG12	16	1.73
(1,33)	1:A:55:SER:N	2:B:80:ILE:HG13	16	1.73
(1,33)	1:A:55:SER:N	2:B:80:ILE:HG21	16	1.73
(1,33)	1:A:55:SER:N	2:B:80:ILE:HG22	16	1.73
(1,33)	1:A:55:SER:N	2:B:80:ILE:HG23	16	1.73
(1,33)	1:A:55:SER:N	2:B:80:ILE:N	16	1.73
(1,33)	1:A:55:SER:N	2:B:80:ILE:O	16	1.73
(1,33)	1:A:55:SER:N	2:B:84:GLN:C	16	1.73
(1,33)	1:A:55:SER:N	2:B:84:GLN:CA	16	1.73
(1,33)	1:A:55:SER:N	2:B:84:GLN:CB	16	1.73
(1,33)	1:A:55:SER:N	2:B:84:GLN:CD	16	1.73
(1,33)	1:A:55:SER:N	2:B:84:GLN:CG	16	1.73
(1,33)	1:A:55:SER:N	2:B:84:GLN:H	16	1.73
(1,33)	1:A:55:SER:N	2:B:84:GLN:HA	16	1.73
(1,33)	1:A:55:SER:N	2:B:84:GLN:HB2	16	1.73
(1,33)	1:A:55:SER:N	2:B:84:GLN:HB3	16	1.73
(1,33)	1:A:55:SER:N	2:B:84:GLN:HE21	16	1.73
(1,33)	1:A:55:SER:N	2:B:84:GLN:HE22	16	1.73
(1,33)	1:A:55:SER:N	2:B:84:GLN:HG2	16	1.73
(1,33)	1:A:55:SER:N	2:B:84:GLN:HG3	16	1.73
(1,33)	1:A:55:SER:N	2:B:84:GLN:N	16	1.73
(1,33)	1:A:55:SER:N	2:B:84:GLN:NE2	16	1.73
(1,33)	1:A:55:SER:N	2:B:84:GLN:O	16	1.73
(1,33)	1:A:55:SER:N	2:B:84:GLN:OE1	16	1.73
(1,33)	1:A:55:SER:N	2:B:97:THR:C	16	1.73
(1,33)	1:A:55:SER:N	2:B:97:THR:CA	16	1.73
(1,33)	1:A:55:SER:N	2:B:97:THR:CB	16	1.73
(1,33)	1:A:55:SER:N	2:B:97:THR:CG2	16	1.73
(1,33)	1:A:55:SER:N	2:B:97:THR:H	16	1.73
(1,33)	1:A:55:SER:N	2:B:97:THR:HA	16	1.73
(1,33)	1:A:55:SER:N	2:B:97:THR:HB	16	1.73
(1,33)	1:A:55:SER:N	2:B:97:THR:HG1	16	1.73

*Continued on next page...*



*Continued from previous page...*

Key	Atom-1	Atom-2	Model ID	Violation (Å)
(1,33)	1:A:55:SER:N	2:B:97:THR:HG21	16	1.73
(1,33)	1:A:55:SER:N	2:B:97:THR:HG22	16	1.73
(1,33)	1:A:55:SER:N	2:B:97:THR:HG23	16	1.73
(1,33)	1:A:55:SER:N	2:B:97:THR:N	16	1.73
(1,33)	1:A:55:SER:N	2:B:97:THR:O	16	1.73
(1,33)	1:A:55:SER:N	2:B:97:THR:OG1	16	1.73
(1,33)	1:A:55:SER:N	2:B:99:HIS:C	16	1.73
(1,33)	1:A:55:SER:N	2:B:99:HIS:CA	16	1.73
(1,33)	1:A:55:SER:N	2:B:99:HIS:CB	16	1.73
(1,33)	1:A:55:SER:N	2:B:99:HIS:CD2	16	1.73
(1,33)	1:A:55:SER:N	2:B:99:HIS:CE1	16	1.73
(1,33)	1:A:55:SER:N	2:B:99:HIS:CG	16	1.73
(1,33)	1:A:55:SER:N	2:B:99:HIS:H	16	1.73
(1,33)	1:A:55:SER:N	2:B:99:HIS:HA	16	1.73
(1,33)	1:A:55:SER:N	2:B:99:HIS:HB2	16	1.73
(1,33)	1:A:55:SER:N	2:B:99:HIS:HB3	16	1.73
(1,33)	1:A:55:SER:N	2:B:99:HIS:HD1	16	1.73
(1,33)	1:A:55:SER:N	2:B:99:HIS:HD2	16	1.73
(1,33)	1:A:55:SER:N	2:B:99:HIS:HE1	16	1.73
(1,33)	1:A:55:SER:N	2:B:99:HIS:HE2	16	1.73
(1,33)	1:A:55:SER:N	2:B:99:HIS:N	16	1.73
(1,33)	1:A:55:SER:N	2:B:99:HIS:ND1	16	1.73
(1,33)	1:A:55:SER:N	2:B:99:HIS:NE2	16	1.73
(1,33)	1:A:55:SER:N	2:B:99:HIS:O	16	1.73
(1,33)	1:A:55:SER:N	2:B:101:VAL:C	16	1.73
(1,33)	1:A:55:SER:N	2:B:101:VAL:CA	16	1.73
(1,33)	1:A:55:SER:N	2:B:101:VAL:CB	16	1.73
(1,33)	1:A:55:SER:N	2:B:101:VAL:CG1	16	1.73
(1,33)	1:A:55:SER:N	2:B:101:VAL:CG2	16	1.73
(1,33)	1:A:55:SER:N	2:B:101:VAL:H	16	1.73
(1,33)	1:A:55:SER:N	2:B:101:VAL:HA	16	1.73
(1,33)	1:A:55:SER:N	2:B:101:VAL:HB	16	1.73
(1,33)	1:A:55:SER:N	2:B:101:VAL:HG11	16	1.73
(1,33)	1:A:55:SER:N	2:B:101:VAL:HG12	16	1.73
(1,33)	1:A:55:SER:N	2:B:101:VAL:HG13	16	1.73
(1,33)	1:A:55:SER:N	2:B:101:VAL:HG21	16	1.73
(1,33)	1:A:55:SER:N	2:B:101:VAL:HG22	16	1.73
(1,33)	1:A:55:SER:N	2:B:101:VAL:HG23	16	1.73
(1,33)	1:A:55:SER:N	2:B:101:VAL:N	16	1.73
(1,33)	1:A:55:SER:N	2:B:101:VAL:O	16	1.73
(1,33)	1:A:55:SER:O	2:B:75:ILE:C	16	1.73
(1,33)	1:A:55:SER:O	2:B:75:ILE:CA	16	1.73

*Continued on next page...*

*Continued from previous page...*

Key	Atom-1	Atom-2	Model ID	Violation (Å)
(1,33)	1:A:55:SER:O	2:B:75:ILE:CB	16	1.73
(1,33)	1:A:55:SER:O	2:B:75:ILE:CD1	16	1.73
(1,33)	1:A:55:SER:O	2:B:75:ILE:CG1	16	1.73
(1,33)	1:A:55:SER:O	2:B:75:ILE:CG2	16	1.73
(1,33)	1:A:55:SER:O	2:B:75:ILE:H	16	1.73
(1,33)	1:A:55:SER:O	2:B:75:ILE:HA	16	1.73
(1,33)	1:A:55:SER:O	2:B:75:ILE:HB	16	1.73
(1,33)	1:A:55:SER:O	2:B:75:ILE:HD11	16	1.73
(1,33)	1:A:55:SER:O	2:B:75:ILE:HD12	16	1.73
(1,33)	1:A:55:SER:O	2:B:75:ILE:HD13	16	1.73
(1,33)	1:A:55:SER:O	2:B:75:ILE:HG12	16	1.73
(1,33)	1:A:55:SER:O	2:B:75:ILE:HG13	16	1.73
(1,33)	1:A:55:SER:O	2:B:75:ILE:HG21	16	1.73
(1,33)	1:A:55:SER:O	2:B:75:ILE:HG22	16	1.73
(1,33)	1:A:55:SER:O	2:B:75:ILE:HG23	16	1.73
(1,33)	1:A:55:SER:O	2:B:75:ILE:N	16	1.73
(1,33)	1:A:55:SER:O	2:B:75:ILE:O	16	1.73
(1,33)	1:A:55:SER:O	2:B:77:ALA:C	16	1.73
(1,33)	1:A:55:SER:O	2:B:77:ALA:CA	16	1.73
(1,33)	1:A:55:SER:O	2:B:77:ALA:CB	16	1.73
(1,33)	1:A:55:SER:O	2:B:77:ALA:H	16	1.73
(1,33)	1:A:55:SER:O	2:B:77:ALA:HA	16	1.73
(1,33)	1:A:55:SER:O	2:B:77:ALA:HB1	16	1.73
(1,33)	1:A:55:SER:O	2:B:77:ALA:HB2	16	1.73
(1,33)	1:A:55:SER:O	2:B:77:ALA:HB3	16	1.73
(1,33)	1:A:55:SER:O	2:B:77:ALA:N	16	1.73
(1,33)	1:A:55:SER:O	2:B:77:ALA:O	16	1.73
(1,33)	1:A:55:SER:O	2:B:78:GLY:C	16	1.73
(1,33)	1:A:55:SER:O	2:B:78:GLY:CA	16	1.73
(1,33)	1:A:55:SER:O	2:B:78:GLY:H	16	1.73
(1,33)	1:A:55:SER:O	2:B:78:GLY:HA2	16	1.73
(1,33)	1:A:55:SER:O	2:B:78:GLY:HA3	16	1.73
(1,33)	1:A:55:SER:O	2:B:78:GLY:N	16	1.73
(1,33)	1:A:55:SER:O	2:B:78:GLY:O	16	1.73
(1,33)	1:A:55:SER:O	2:B:79:LYS:C	16	1.73
(1,33)	1:A:55:SER:O	2:B:79:LYS:CA	16	1.73
(1,33)	1:A:55:SER:O	2:B:79:LYS:CB	16	1.73
(1,33)	1:A:55:SER:O	2:B:79:LYS:CD	16	1.73
(1,33)	1:A:55:SER:O	2:B:79:LYS:CE	16	1.73
(1,33)	1:A:55:SER:O	2:B:79:LYS:CG	16	1.73
(1,33)	1:A:55:SER:O	2:B:79:LYS:H	16	1.73
(1,33)	1:A:55:SER:O	2:B:79:LYS:HA	16	1.73

*Continued on next page...*

*Continued from previous page...*

Key	Atom-1	Atom-2	Model ID	Violation (Å)
(1,33)	1:A:55:SER:O	2:B:79:LYS:HB2	16	1.73
(1,33)	1:A:55:SER:O	2:B:79:LYS:HB3	16	1.73
(1,33)	1:A:55:SER:O	2:B:79:LYS:HD2	16	1.73
(1,33)	1:A:55:SER:O	2:B:79:LYS:HD3	16	1.73
(1,33)	1:A:55:SER:O	2:B:79:LYS:HE2	16	1.73
(1,33)	1:A:55:SER:O	2:B:79:LYS:HE3	16	1.73
(1,33)	1:A:55:SER:O	2:B:79:LYS:HG2	16	1.73
(1,33)	1:A:55:SER:O	2:B:79:LYS:HG3	16	1.73
(1,33)	1:A:55:SER:O	2:B:79:LYS:HZ1	16	1.73
(1,33)	1:A:55:SER:O	2:B:79:LYS:HZ2	16	1.73
(1,33)	1:A:55:SER:O	2:B:79:LYS:HZ3	16	1.73
(1,33)	1:A:55:SER:O	2:B:79:LYS:N	16	1.73
(1,33)	1:A:55:SER:O	2:B:79:LYS:NZ	16	1.73
(1,33)	1:A:55:SER:O	2:B:79:LYS:O	16	1.73
(1,33)	1:A:55:SER:O	2:B:80:ILE:C	16	1.73
(1,33)	1:A:55:SER:O	2:B:80:ILE:CA	16	1.73
(1,33)	1:A:55:SER:O	2:B:80:ILE:CB	16	1.73
(1,33)	1:A:55:SER:O	2:B:80:ILE:CD1	16	1.73
(1,33)	1:A:55:SER:O	2:B:80:ILE:CG1	16	1.73
(1,33)	1:A:55:SER:O	2:B:80:ILE:CG2	16	1.73
(1,33)	1:A:55:SER:O	2:B:80:ILE:H	16	1.73
(1,33)	1:A:55:SER:O	2:B:80:ILE:HA	16	1.73
(1,33)	1:A:55:SER:O	2:B:80:ILE:HB	16	1.73
(1,33)	1:A:55:SER:O	2:B:80:ILE:HD11	16	1.73
(1,33)	1:A:55:SER:O	2:B:80:ILE:HD12	16	1.73
(1,33)	1:A:55:SER:O	2:B:80:ILE:HD13	16	1.73
(1,33)	1:A:55:SER:O	2:B:80:ILE:HG12	16	1.73
(1,33)	1:A:55:SER:O	2:B:80:ILE:HG13	16	1.73
(1,33)	1:A:55:SER:O	2:B:80:ILE:HG21	16	1.73
(1,33)	1:A:55:SER:O	2:B:80:ILE:HG22	16	1.73
(1,33)	1:A:55:SER:O	2:B:80:ILE:HG23	16	1.73
(1,33)	1:A:55:SER:O	2:B:80:ILE:N	16	1.73
(1,33)	1:A:55:SER:O	2:B:80:ILE:O	16	1.73
(1,33)	1:A:55:SER:O	2:B:84:GLN:C	16	1.73
(1,33)	1:A:55:SER:O	2:B:84:GLN:CA	16	1.73
(1,33)	1:A:55:SER:O	2:B:84:GLN:CB	16	1.73
(1,33)	1:A:55:SER:O	2:B:84:GLN:CD	16	1.73
(1,33)	1:A:55:SER:O	2:B:84:GLN:CG	16	1.73
(1,33)	1:A:55:SER:O	2:B:84:GLN:H	16	1.73
(1,33)	1:A:55:SER:O	2:B:84:GLN:HA	16	1.73
(1,33)	1:A:55:SER:O	2:B:84:GLN:HB2	16	1.73
(1,33)	1:A:55:SER:O	2:B:84:GLN:HB3	16	1.73

*Continued on next page...*

*Continued from previous page...*

Key	Atom-1	Atom-2	Model ID	Violation (Å)
(1,33)	1:A:55:SER:O	2:B:84:GLN:HE21	16	1.73
(1,33)	1:A:55:SER:O	2:B:84:GLN:HE22	16	1.73
(1,33)	1:A:55:SER:O	2:B:84:GLN:HG2	16	1.73
(1,33)	1:A:55:SER:O	2:B:84:GLN:HG3	16	1.73
(1,33)	1:A:55:SER:O	2:B:84:GLN:N	16	1.73
(1,33)	1:A:55:SER:O	2:B:84:GLN:NE2	16	1.73
(1,33)	1:A:55:SER:O	2:B:84:GLN:O	16	1.73
(1,33)	1:A:55:SER:O	2:B:84:GLN:OE1	16	1.73
(1,33)	1:A:55:SER:O	2:B:97:THR:C	16	1.73
(1,33)	1:A:55:SER:O	2:B:97:THR:CA	16	1.73
(1,33)	1:A:55:SER:O	2:B:97:THR:CB	16	1.73
(1,33)	1:A:55:SER:O	2:B:97:THR:CG2	16	1.73
(1,33)	1:A:55:SER:O	2:B:97:THR:H	16	1.73
(1,33)	1:A:55:SER:O	2:B:97:THR:HA	16	1.73
(1,33)	1:A:55:SER:O	2:B:97:THR:HB	16	1.73
(1,33)	1:A:55:SER:O	2:B:97:THR:HG1	16	1.73
(1,33)	1:A:55:SER:O	2:B:97:THR:HG21	16	1.73
(1,33)	1:A:55:SER:O	2:B:97:THR:HG22	16	1.73
(1,33)	1:A:55:SER:O	2:B:97:THR:HG23	16	1.73
(1,33)	1:A:55:SER:O	2:B:97:THR:N	16	1.73
(1,33)	1:A:55:SER:O	2:B:97:THR:O	16	1.73
(1,33)	1:A:55:SER:O	2:B:97:THR:OG1	16	1.73
(1,33)	1:A:55:SER:O	2:B:99:HIS:C	16	1.73
(1,33)	1:A:55:SER:O	2:B:99:HIS:CA	16	1.73
(1,33)	1:A:55:SER:O	2:B:99:HIS:CB	16	1.73
(1,33)	1:A:55:SER:O	2:B:99:HIS:CD2	16	1.73
(1,33)	1:A:55:SER:O	2:B:99:HIS:CE1	16	1.73
(1,33)	1:A:55:SER:O	2:B:99:HIS:CG	16	1.73
(1,33)	1:A:55:SER:O	2:B:99:HIS:H	16	1.73
(1,33)	1:A:55:SER:O	2:B:99:HIS:HA	16	1.73
(1,33)	1:A:55:SER:O	2:B:99:HIS:HB2	16	1.73
(1,33)	1:A:55:SER:O	2:B:99:HIS:HB3	16	1.73
(1,33)	1:A:55:SER:O	2:B:99:HIS:HD1	16	1.73
(1,33)	1:A:55:SER:O	2:B:99:HIS:HD2	16	1.73
(1,33)	1:A:55:SER:O	2:B:99:HIS:HE1	16	1.73
(1,33)	1:A:55:SER:O	2:B:99:HIS:HE2	16	1.73
(1,33)	1:A:55:SER:O	2:B:99:HIS:N	16	1.73
(1,33)	1:A:55:SER:O	2:B:99:HIS:ND1	16	1.73
(1,33)	1:A:55:SER:O	2:B:99:HIS:NE2	16	1.73
(1,33)	1:A:55:SER:O	2:B:99:HIS:O	16	1.73
(1,33)	1:A:55:SER:O	2:B:101:VAL:C	16	1.73
(1,33)	1:A:55:SER:O	2:B:101:VAL:CA	16	1.73

*Continued on next page...*

*Continued from previous page...*

Key	Atom-1	Atom-2	Model ID	Violation (Å)
(1,33)	1:A:55:SER:O	2:B:101:VAL:CB	16	1.73
(1,33)	1:A:55:SER:O	2:B:101:VAL:CG1	16	1.73
(1,33)	1:A:55:SER:O	2:B:101:VAL:CG2	16	1.73
(1,33)	1:A:55:SER:O	2:B:101:VAL:H	16	1.73
(1,33)	1:A:55:SER:O	2:B:101:VAL:HA	16	1.73
(1,33)	1:A:55:SER:O	2:B:101:VAL:HB	16	1.73
(1,33)	1:A:55:SER:O	2:B:101:VAL:HG11	16	1.73
(1,33)	1:A:55:SER:O	2:B:101:VAL:HG12	16	1.73
(1,33)	1:A:55:SER:O	2:B:101:VAL:HG13	16	1.73
(1,33)	1:A:55:SER:O	2:B:101:VAL:HG21	16	1.73
(1,33)	1:A:55:SER:O	2:B:101:VAL:HG22	16	1.73
(1,33)	1:A:55:SER:O	2:B:101:VAL:HG23	16	1.73
(1,33)	1:A:55:SER:O	2:B:101:VAL:N	16	1.73
(1,33)	1:A:55:SER:O	2:B:101:VAL:O	16	1.73
(1,33)	1:A:55:SER:OG	2:B:75:ILE:C	16	1.73
(1,33)	1:A:55:SER:OG	2:B:75:ILE:CA	16	1.73
(1,33)	1:A:55:SER:OG	2:B:75:ILE:CB	16	1.73
(1,33)	1:A:55:SER:OG	2:B:75:ILE:CD1	16	1.73
(1,33)	1:A:55:SER:OG	2:B:75:ILE:CG1	16	1.73
(1,33)	1:A:55:SER:OG	2:B:75:ILE:CG2	16	1.73
(1,33)	1:A:55:SER:OG	2:B:75:ILE:H	16	1.73
(1,33)	1:A:55:SER:OG	2:B:75:ILE:HA	16	1.73
(1,33)	1:A:55:SER:OG	2:B:75:ILE:HB	16	1.73
(1,33)	1:A:55:SER:OG	2:B:75:ILE:HD11	16	1.73
(1,33)	1:A:55:SER:OG	2:B:75:ILE:HD12	16	1.73
(1,33)	1:A:55:SER:OG	2:B:75:ILE:HD13	16	1.73
(1,33)	1:A:55:SER:OG	2:B:75:ILE:HG12	16	1.73
(1,33)	1:A:55:SER:OG	2:B:75:ILE:HG13	16	1.73
(1,33)	1:A:55:SER:OG	2:B:75:ILE:HG21	16	1.73
(1,33)	1:A:55:SER:OG	2:B:75:ILE:HG22	16	1.73
(1,33)	1:A:55:SER:OG	2:B:75:ILE:HG23	16	1.73
(1,33)	1:A:55:SER:OG	2:B:75:ILE:N	16	1.73
(1,33)	1:A:55:SER:OG	2:B:75:ILE:O	16	1.73
(1,33)	1:A:55:SER:OG	2:B:77:ALA:C	16	1.73
(1,33)	1:A:55:SER:OG	2:B:77:ALA:CA	16	1.73
(1,33)	1:A:55:SER:OG	2:B:77:ALA:CB	16	1.73
(1,33)	1:A:55:SER:OG	2:B:77:ALA:H	16	1.73
(1,33)	1:A:55:SER:OG	2:B:77:ALA:HA	16	1.73
(1,33)	1:A:55:SER:OG	2:B:77:ALA:HB1	16	1.73
(1,33)	1:A:55:SER:OG	2:B:77:ALA:HB2	16	1.73
(1,33)	1:A:55:SER:OG	2:B:77:ALA:HB3	16	1.73
(1,33)	1:A:55:SER:OG	2:B:77:ALA:N	16	1.73

*Continued on next page...*

*Continued from previous page...*

Key	Atom-1	Atom-2	Model ID	Violation (Å)
(1,33)	1:A:55:SER:OG	2:B:77:ALA:O	16	1.73
(1,33)	1:A:55:SER:OG	2:B:78:GLY:C	16	1.73
(1,33)	1:A:55:SER:OG	2:B:78:GLY:CA	16	1.73
(1,33)	1:A:55:SER:OG	2:B:78:GLY:H	16	1.73
(1,33)	1:A:55:SER:OG	2:B:78:GLY:HA2	16	1.73
(1,33)	1:A:55:SER:OG	2:B:78:GLY:HA3	16	1.73
(1,33)	1:A:55:SER:OG	2:B:78:GLY:N	16	1.73
(1,33)	1:A:55:SER:OG	2:B:78:GLY:O	16	1.73
(1,33)	1:A:55:SER:OG	2:B:79:LYS:C	16	1.73
(1,33)	1:A:55:SER:OG	2:B:79:LYS:CA	16	1.73
(1,33)	1:A:55:SER:OG	2:B:79:LYS:CB	16	1.73
(1,33)	1:A:55:SER:OG	2:B:79:LYS:CD	16	1.73
(1,33)	1:A:55:SER:OG	2:B:79:LYS:CE	16	1.73
(1,33)	1:A:55:SER:OG	2:B:79:LYS:CG	16	1.73
(1,33)	1:A:55:SER:OG	2:B:79:LYS:H	16	1.73
(1,33)	1:A:55:SER:OG	2:B:79:LYS:HA	16	1.73
(1,33)	1:A:55:SER:OG	2:B:79:LYS:HB2	16	1.73
(1,33)	1:A:55:SER:OG	2:B:79:LYS:HB3	16	1.73
(1,33)	1:A:55:SER:OG	2:B:79:LYS:HD2	16	1.73
(1,33)	1:A:55:SER:OG	2:B:79:LYS:HD3	16	1.73
(1,33)	1:A:55:SER:OG	2:B:79:LYS:HE2	16	1.73
(1,33)	1:A:55:SER:OG	2:B:79:LYS:HE3	16	1.73
(1,33)	1:A:55:SER:OG	2:B:79:LYS:HG2	16	1.73
(1,33)	1:A:55:SER:OG	2:B:79:LYS:HG3	16	1.73
(1,33)	1:A:55:SER:OG	2:B:79:LYS:HZ1	16	1.73
(1,33)	1:A:55:SER:OG	2:B:79:LYS:HZ2	16	1.73
(1,33)	1:A:55:SER:OG	2:B:79:LYS:HZ3	16	1.73
(1,33)	1:A:55:SER:OG	2:B:79:LYS:N	16	1.73
(1,33)	1:A:55:SER:OG	2:B:79:LYS:NZ	16	1.73
(1,33)	1:A:55:SER:OG	2:B:79:LYS:O	16	1.73
(1,33)	1:A:55:SER:OG	2:B:80:ILE:C	16	1.73
(1,33)	1:A:55:SER:OG	2:B:80:ILE:CA	16	1.73
(1,33)	1:A:55:SER:OG	2:B:80:ILE:CB	16	1.73
(1,33)	1:A:55:SER:OG	2:B:80:ILE:CD1	16	1.73
(1,33)	1:A:55:SER:OG	2:B:80:ILE:CG1	16	1.73
(1,33)	1:A:55:SER:OG	2:B:80:ILE:CG2	16	1.73
(1,33)	1:A:55:SER:OG	2:B:80:ILE:H	16	1.73
(1,33)	1:A:55:SER:OG	2:B:80:ILE:HA	16	1.73
(1,33)	1:A:55:SER:OG	2:B:80:ILE:HB	16	1.73
(1,33)	1:A:55:SER:OG	2:B:80:ILE:HD11	16	1.73
(1,33)	1:A:55:SER:OG	2:B:80:ILE:HD12	16	1.73
(1,33)	1:A:55:SER:OG	2:B:80:ILE:HD13	16	1.73

*Continued on next page...*

*Continued from previous page...*

Key	Atom-1	Atom-2	Model ID	Violation (Å)
(1,33)	1:A:55:SER:OG	2:B:80:ILE:HG12	16	1.73
(1,33)	1:A:55:SER:OG	2:B:80:ILE:HG13	16	1.73
(1,33)	1:A:55:SER:OG	2:B:80:ILE:HG21	16	1.73
(1,33)	1:A:55:SER:OG	2:B:80:ILE:HG22	16	1.73
(1,33)	1:A:55:SER:OG	2:B:80:ILE:HG23	16	1.73
(1,33)	1:A:55:SER:OG	2:B:80:ILE:N	16	1.73
(1,33)	1:A:55:SER:OG	2:B:80:ILE:O	16	1.73
(1,33)	1:A:55:SER:OG	2:B:84:GLN:C	16	1.73
(1,33)	1:A:55:SER:OG	2:B:84:GLN:CA	16	1.73
(1,33)	1:A:55:SER:OG	2:B:84:GLN:CB	16	1.73
(1,33)	1:A:55:SER:OG	2:B:84:GLN:CD	16	1.73
(1,33)	1:A:55:SER:OG	2:B:84:GLN:CG	16	1.73
(1,33)	1:A:55:SER:OG	2:B:84:GLN:H	16	1.73
(1,33)	1:A:55:SER:OG	2:B:84:GLN:HA	16	1.73
(1,33)	1:A:55:SER:OG	2:B:84:GLN:HB2	16	1.73
(1,33)	1:A:55:SER:OG	2:B:84:GLN:HB3	16	1.73
(1,33)	1:A:55:SER:OG	2:B:84:GLN:HE21	16	1.73
(1,33)	1:A:55:SER:OG	2:B:84:GLN:HE22	16	1.73
(1,33)	1:A:55:SER:OG	2:B:84:GLN:HG2	16	1.73
(1,33)	1:A:55:SER:OG	2:B:84:GLN:HG3	16	1.73
(1,33)	1:A:55:SER:OG	2:B:84:GLN:N	16	1.73
(1,33)	1:A:55:SER:OG	2:B:84:GLN:NE2	16	1.73
(1,33)	1:A:55:SER:OG	2:B:84:GLN:O	16	1.73
(1,33)	1:A:55:SER:OG	2:B:84:GLN:OE1	16	1.73
(1,33)	1:A:55:SER:OG	2:B:97:THR:C	16	1.73
(1,33)	1:A:55:SER:OG	2:B:97:THR:CA	16	1.73
(1,33)	1:A:55:SER:OG	2:B:97:THR:CB	16	1.73
(1,33)	1:A:55:SER:OG	2:B:97:THR:CG2	16	1.73
(1,33)	1:A:55:SER:OG	2:B:97:THR:H	16	1.73
(1,33)	1:A:55:SER:OG	2:B:97:THR:HA	16	1.73
(1,33)	1:A:55:SER:OG	2:B:97:THR:HB	16	1.73
(1,33)	1:A:55:SER:OG	2:B:97:THR:HG1	16	1.73
(1,33)	1:A:55:SER:OG	2:B:97:THR:HG21	16	1.73
(1,33)	1:A:55:SER:OG	2:B:97:THR:HG22	16	1.73
(1,33)	1:A:55:SER:OG	2:B:97:THR:HG23	16	1.73
(1,33)	1:A:55:SER:OG	2:B:97:THR:N	16	1.73
(1,33)	1:A:55:SER:OG	2:B:97:THR:O	16	1.73
(1,33)	1:A:55:SER:OG	2:B:97:THR:OG1	16	1.73
(1,33)	1:A:55:SER:OG	2:B:99:HIS:C	16	1.73
(1,33)	1:A:55:SER:OG	2:B:99:HIS:CA	16	1.73
(1,33)	1:A:55:SER:OG	2:B:99:HIS:CB	16	1.73
(1,33)	1:A:55:SER:OG	2:B:99:HIS:CD2	16	1.73

*Continued on next page...*

*Continued from previous page...*

Key	Atom-1	Atom-2	Model ID	Violation (Å)
(1,33)	1:A:55:SER:OG	2:B:99:HIS:CE1	16	1.73
(1,33)	1:A:55:SER:OG	2:B:99:HIS:CG	16	1.73
(1,33)	1:A:55:SER:OG	2:B:99:HIS:H	16	1.73
(1,33)	1:A:55:SER:OG	2:B:99:HIS:HA	16	1.73
(1,33)	1:A:55:SER:OG	2:B:99:HIS:HB2	16	1.73
(1,33)	1:A:55:SER:OG	2:B:99:HIS:HB3	16	1.73
(1,33)	1:A:55:SER:OG	2:B:99:HIS:HD1	16	1.73
(1,33)	1:A:55:SER:OG	2:B:99:HIS:HD2	16	1.73
(1,33)	1:A:55:SER:OG	2:B:99:HIS:HE1	16	1.73
(1,33)	1:A:55:SER:OG	2:B:99:HIS:HE2	16	1.73
(1,33)	1:A:55:SER:OG	2:B:99:HIS:N	16	1.73
(1,33)	1:A:55:SER:OG	2:B:99:HIS:ND1	16	1.73
(1,33)	1:A:55:SER:OG	2:B:99:HIS:NE2	16	1.73
(1,33)	1:A:55:SER:OG	2:B:99:HIS:O	16	1.73
(1,33)	1:A:55:SER:OG	2:B:101:VAL:C	16	1.73
(1,33)	1:A:55:SER:OG	2:B:101:VAL:CA	16	1.73
(1,33)	1:A:55:SER:OG	2:B:101:VAL:CB	16	1.73
(1,33)	1:A:55:SER:OG	2:B:101:VAL:CG1	16	1.73
(1,33)	1:A:55:SER:OG	2:B:101:VAL:CG2	16	1.73
(1,33)	1:A:55:SER:OG	2:B:101:VAL:H	16	1.73
(1,33)	1:A:55:SER:OG	2:B:101:VAL:HA	16	1.73
(1,33)	1:A:55:SER:OG	2:B:101:VAL:HB	16	1.73
(1,33)	1:A:55:SER:OG	2:B:101:VAL:HG11	16	1.73
(1,33)	1:A:55:SER:OG	2:B:101:VAL:HG12	16	1.73
(1,33)	1:A:55:SER:OG	2:B:101:VAL:HG13	16	1.73
(1,33)	1:A:55:SER:OG	2:B:101:VAL:HG21	16	1.73
(1,33)	1:A:55:SER:OG	2:B:101:VAL:HG22	16	1.73
(1,33)	1:A:55:SER:OG	2:B:101:VAL:HG23	16	1.73
(1,33)	1:A:55:SER:OG	2:B:101:VAL:N	16	1.73
(1,33)	1:A:55:SER:OG	2:B:101:VAL:O	16	1.73
(1,33)	1:A:55:SER:C	2:B:75:ILE:C	1	1.71
(1,33)	1:A:55:SER:C	2:B:75:ILE:CA	1	1.71
(1,33)	1:A:55:SER:C	2:B:75:ILE:CB	1	1.71
(1,33)	1:A:55:SER:C	2:B:75:ILE:CD1	1	1.71
(1,33)	1:A:55:SER:C	2:B:75:ILE:CG1	1	1.71
(1,33)	1:A:55:SER:C	2:B:75:ILE:CG2	1	1.71
(1,33)	1:A:55:SER:C	2:B:75:ILE:H	1	1.71
(1,33)	1:A:55:SER:C	2:B:75:ILE:HA	1	1.71
(1,33)	1:A:55:SER:C	2:B:75:ILE:HB	1	1.71
(1,33)	1:A:55:SER:C	2:B:75:ILE:HD11	1	1.71
(1,33)	1:A:55:SER:C	2:B:75:ILE:HD12	1	1.71
(1,33)	1:A:55:SER:C	2:B:75:ILE:HD13	1	1.71

*Continued on next page...*



*Continued from previous page...*

Key	Atom-1	Atom-2	Model ID	Violation (Å)
(1,33)	1:A:55:SER:C	2:B:75:ILE:HG12	1	1.71
(1,33)	1:A:55:SER:C	2:B:75:ILE:HG13	1	1.71
(1,33)	1:A:55:SER:C	2:B:75:ILE:HG21	1	1.71
(1,33)	1:A:55:SER:C	2:B:75:ILE:HG22	1	1.71
(1,33)	1:A:55:SER:C	2:B:75:ILE:HG23	1	1.71
(1,33)	1:A:55:SER:C	2:B:75:ILE:N	1	1.71
(1,33)	1:A:55:SER:C	2:B:75:ILE:O	1	1.71
(1,33)	1:A:55:SER:C	2:B:77:ALA:C	1	1.71
(1,33)	1:A:55:SER:C	2:B:77:ALA:CA	1	1.71
(1,33)	1:A:55:SER:C	2:B:77:ALA:CB	1	1.71
(1,33)	1:A:55:SER:C	2:B:77:ALA:H	1	1.71
(1,33)	1:A:55:SER:C	2:B:77:ALA:HA	1	1.71
(1,33)	1:A:55:SER:C	2:B:77:ALA:HB1	1	1.71
(1,33)	1:A:55:SER:C	2:B:77:ALA:HB2	1	1.71
(1,33)	1:A:55:SER:C	2:B:77:ALA:HB3	1	1.71
(1,33)	1:A:55:SER:C	2:B:77:ALA:N	1	1.71
(1,33)	1:A:55:SER:C	2:B:77:ALA:O	1	1.71
(1,33)	1:A:55:SER:C	2:B:78:GLY:C	1	1.71
(1,33)	1:A:55:SER:C	2:B:78:GLY:CA	1	1.71
(1,33)	1:A:55:SER:C	2:B:78:GLY:H	1	1.71
(1,33)	1:A:55:SER:C	2:B:78:GLY:HA2	1	1.71
(1,33)	1:A:55:SER:C	2:B:78:GLY:HA3	1	1.71
(1,33)	1:A:55:SER:C	2:B:78:GLY:N	1	1.71
(1,33)	1:A:55:SER:C	2:B:78:GLY:O	1	1.71
(1,33)	1:A:55:SER:C	2:B:79:LYS:C	1	1.71
(1,33)	1:A:55:SER:C	2:B:79:LYS:CA	1	1.71
(1,33)	1:A:55:SER:C	2:B:79:LYS:CB	1	1.71
(1,33)	1:A:55:SER:C	2:B:79:LYS:CD	1	1.71
(1,33)	1:A:55:SER:C	2:B:79:LYS:CE	1	1.71
(1,33)	1:A:55:SER:C	2:B:79:LYS:CG	1	1.71
(1,33)	1:A:55:SER:C	2:B:79:LYS:H	1	1.71
(1,33)	1:A:55:SER:C	2:B:79:LYS:HA	1	1.71
(1,33)	1:A:55:SER:C	2:B:79:LYS:HB2	1	1.71
(1,33)	1:A:55:SER:C	2:B:79:LYS:HB3	1	1.71
(1,33)	1:A:55:SER:C	2:B:79:LYS:HD2	1	1.71
(1,33)	1:A:55:SER:C	2:B:79:LYS:HD3	1	1.71
(1,33)	1:A:55:SER:C	2:B:79:LYS:HE2	1	1.71
(1,33)	1:A:55:SER:C	2:B:79:LYS:HE3	1	1.71
(1,33)	1:A:55:SER:C	2:B:79:LYS:HG2	1	1.71
(1,33)	1:A:55:SER:C	2:B:79:LYS:HG3	1	1.71
(1,33)	1:A:55:SER:C	2:B:79:LYS:HZ1	1	1.71
(1,33)	1:A:55:SER:C	2:B:79:LYS:HZ2	1	1.71

*Continued on next page...*

*Continued from previous page...*

Key	Atom-1	Atom-2	Model ID	Violation (Å)
(1,33)	1:A:55:SER:C	2:B:79:LYS:HZ3	1	1.71
(1,33)	1:A:55:SER:C	2:B:79:LYS:N	1	1.71
(1,33)	1:A:55:SER:C	2:B:79:LYS:NZ	1	1.71
(1,33)	1:A:55:SER:C	2:B:79:LYS:O	1	1.71
(1,33)	1:A:55:SER:C	2:B:80:ILE:C	1	1.71
(1,33)	1:A:55:SER:C	2:B:80:ILE:CA	1	1.71
(1,33)	1:A:55:SER:C	2:B:80:ILE:CB	1	1.71
(1,33)	1:A:55:SER:C	2:B:80:ILE:CD1	1	1.71
(1,33)	1:A:55:SER:C	2:B:80:ILE:CG1	1	1.71
(1,33)	1:A:55:SER:C	2:B:80:ILE:CG2	1	1.71
(1,33)	1:A:55:SER:C	2:B:80:ILE:H	1	1.71
(1,33)	1:A:55:SER:C	2:B:80:ILE:HA	1	1.71
(1,33)	1:A:55:SER:C	2:B:80:ILE:HB	1	1.71
(1,33)	1:A:55:SER:C	2:B:80:ILE:HD11	1	1.71
(1,33)	1:A:55:SER:C	2:B:80:ILE:HD12	1	1.71
(1,33)	1:A:55:SER:C	2:B:80:ILE:HD13	1	1.71
(1,33)	1:A:55:SER:C	2:B:80:ILE:HG12	1	1.71
(1,33)	1:A:55:SER:C	2:B:80:ILE:HG13	1	1.71
(1,33)	1:A:55:SER:C	2:B:80:ILE:HG21	1	1.71
(1,33)	1:A:55:SER:C	2:B:80:ILE:HG22	1	1.71
(1,33)	1:A:55:SER:C	2:B:80:ILE:HG23	1	1.71
(1,33)	1:A:55:SER:C	2:B:80:ILE:N	1	1.71
(1,33)	1:A:55:SER:C	2:B:80:ILE:O	1	1.71
(1,33)	1:A:55:SER:C	2:B:84:GLN:C	1	1.71
(1,33)	1:A:55:SER:C	2:B:84:GLN:CA	1	1.71
(1,33)	1:A:55:SER:C	2:B:84:GLN:CB	1	1.71
(1,33)	1:A:55:SER:C	2:B:84:GLN:CD	1	1.71
(1,33)	1:A:55:SER:C	2:B:84:GLN:CG	1	1.71
(1,33)	1:A:55:SER:C	2:B:84:GLN:H	1	1.71
(1,33)	1:A:55:SER:C	2:B:84:GLN:HA	1	1.71
(1,33)	1:A:55:SER:C	2:B:84:GLN:HB2	1	1.71
(1,33)	1:A:55:SER:C	2:B:84:GLN:HB3	1	1.71
(1,33)	1:A:55:SER:C	2:B:84:GLN:HE21	1	1.71
(1,33)	1:A:55:SER:C	2:B:84:GLN:HE22	1	1.71
(1,33)	1:A:55:SER:C	2:B:84:GLN:HG2	1	1.71
(1,33)	1:A:55:SER:C	2:B:84:GLN:HG3	1	1.71
(1,33)	1:A:55:SER:C	2:B:84:GLN:N	1	1.71
(1,33)	1:A:55:SER:C	2:B:84:GLN:NE2	1	1.71
(1,33)	1:A:55:SER:C	2:B:84:GLN:O	1	1.71
(1,33)	1:A:55:SER:C	2:B:84:GLN:OE1	1	1.71
(1,33)	1:A:55:SER:C	2:B:97:THR:C	1	1.71
(1,33)	1:A:55:SER:C	2:B:97:THR:CA	1	1.71

*Continued on next page...*

*Continued from previous page...*

Key	Atom-1	Atom-2	Model ID	Violation (Å)
(1,33)	1:A:55:SER:C	2:B:97:THR:CB	1	1.71
(1,33)	1:A:55:SER:C	2:B:97:THR:CG2	1	1.71
(1,33)	1:A:55:SER:C	2:B:97:THR:H	1	1.71
(1,33)	1:A:55:SER:C	2:B:97:THR:HA	1	1.71
(1,33)	1:A:55:SER:C	2:B:97:THR:HB	1	1.71
(1,33)	1:A:55:SER:C	2:B:97:THR:HG1	1	1.71
(1,33)	1:A:55:SER:C	2:B:97:THR:HG21	1	1.71
(1,33)	1:A:55:SER:C	2:B:97:THR:HG22	1	1.71
(1,33)	1:A:55:SER:C	2:B:97:THR:HG23	1	1.71
(1,33)	1:A:55:SER:C	2:B:97:THR:N	1	1.71
(1,33)	1:A:55:SER:C	2:B:97:THR:O	1	1.71
(1,33)	1:A:55:SER:C	2:B:97:THR:OG1	1	1.71
(1,33)	1:A:55:SER:C	2:B:99:HIS:C	1	1.71
(1,33)	1:A:55:SER:C	2:B:99:HIS:CA	1	1.71
(1,33)	1:A:55:SER:C	2:B:99:HIS:CB	1	1.71
(1,33)	1:A:55:SER:C	2:B:99:HIS:CD2	1	1.71
(1,33)	1:A:55:SER:C	2:B:99:HIS:CE1	1	1.71
(1,33)	1:A:55:SER:C	2:B:99:HIS:CG	1	1.71
(1,33)	1:A:55:SER:C	2:B:99:HIS:H	1	1.71
(1,33)	1:A:55:SER:C	2:B:99:HIS:HA	1	1.71
(1,33)	1:A:55:SER:C	2:B:99:HIS:HB2	1	1.71
(1,33)	1:A:55:SER:C	2:B:99:HIS:HB3	1	1.71
(1,33)	1:A:55:SER:C	2:B:99:HIS:HD1	1	1.71
(1,33)	1:A:55:SER:C	2:B:99:HIS:HD2	1	1.71
(1,33)	1:A:55:SER:C	2:B:99:HIS:HE1	1	1.71
(1,33)	1:A:55:SER:C	2:B:99:HIS:HE2	1	1.71
(1,33)	1:A:55:SER:C	2:B:99:HIS:N	1	1.71
(1,33)	1:A:55:SER:C	2:B:99:HIS:ND1	1	1.71
(1,33)	1:A:55:SER:C	2:B:99:HIS:NE2	1	1.71
(1,33)	1:A:55:SER:C	2:B:99:HIS:O	1	1.71
(1,33)	1:A:55:SER:C	2:B:101:VAL:C	1	1.71
(1,33)	1:A:55:SER:C	2:B:101:VAL:CA	1	1.71
(1,33)	1:A:55:SER:C	2:B:101:VAL:CB	1	1.71
(1,33)	1:A:55:SER:C	2:B:101:VAL:CG1	1	1.71
(1,33)	1:A:55:SER:C	2:B:101:VAL:CG2	1	1.71
(1,33)	1:A:55:SER:C	2:B:101:VAL:H	1	1.71
(1,33)	1:A:55:SER:C	2:B:101:VAL:HA	1	1.71
(1,33)	1:A:55:SER:C	2:B:101:VAL:HB	1	1.71
(1,33)	1:A:55:SER:C	2:B:101:VAL:HG11	1	1.71
(1,33)	1:A:55:SER:C	2:B:101:VAL:HG12	1	1.71
(1,33)	1:A:55:SER:C	2:B:101:VAL:HG13	1	1.71
(1,33)	1:A:55:SER:C	2:B:101:VAL:HG21	1	1.71

*Continued on next page...*

*Continued from previous page...*

Key	Atom-1	Atom-2	Model ID	Violation (Å)
(1,33)	1:A:55:SER:C	2:B:101:VAL:HG22	1	1.71
(1,33)	1:A:55:SER:C	2:B:101:VAL:HG23	1	1.71
(1,33)	1:A:55:SER:C	2:B:101:VAL:N	1	1.71
(1,33)	1:A:55:SER:C	2:B:101:VAL:O	1	1.71
(1,33)	1:A:55:SER:CA	2:B:75:ILE:C	1	1.71
(1,33)	1:A:55:SER:CA	2:B:75:ILE:CA	1	1.71
(1,33)	1:A:55:SER:CA	2:B:75:ILE:CB	1	1.71
(1,33)	1:A:55:SER:CA	2:B:75:ILE:CD1	1	1.71
(1,33)	1:A:55:SER:CA	2:B:75:ILE:CG1	1	1.71
(1,33)	1:A:55:SER:CA	2:B:75:ILE:CG2	1	1.71
(1,33)	1:A:55:SER:CA	2:B:75:ILE:H	1	1.71
(1,33)	1:A:55:SER:CA	2:B:75:ILE:HA	1	1.71
(1,33)	1:A:55:SER:CA	2:B:75:ILE:HB	1	1.71
(1,33)	1:A:55:SER:CA	2:B:75:ILE:HD11	1	1.71
(1,33)	1:A:55:SER:CA	2:B:75:ILE:HD12	1	1.71
(1,33)	1:A:55:SER:CA	2:B:75:ILE:HD13	1	1.71
(1,33)	1:A:55:SER:CA	2:B:75:ILE:HG12	1	1.71
(1,33)	1:A:55:SER:CA	2:B:75:ILE:HG13	1	1.71
(1,33)	1:A:55:SER:CA	2:B:75:ILE:HG21	1	1.71
(1,33)	1:A:55:SER:CA	2:B:75:ILE:HG22	1	1.71
(1,33)	1:A:55:SER:CA	2:B:75:ILE:HG23	1	1.71
(1,33)	1:A:55:SER:CA	2:B:75:ILE:N	1	1.71
(1,33)	1:A:55:SER:CA	2:B:75:ILE:O	1	1.71
(1,33)	1:A:55:SER:CA	2:B:77:ALA:C	1	1.71
(1,33)	1:A:55:SER:CA	2:B:77:ALA:CA	1	1.71
(1,33)	1:A:55:SER:CA	2:B:77:ALA:CB	1	1.71
(1,33)	1:A:55:SER:CA	2:B:77:ALA:H	1	1.71
(1,33)	1:A:55:SER:CA	2:B:77:ALA:HA	1	1.71
(1,33)	1:A:55:SER:CA	2:B:77:ALA:HB1	1	1.71
(1,33)	1:A:55:SER:CA	2:B:77:ALA:HB2	1	1.71
(1,33)	1:A:55:SER:CA	2:B:77:ALA:HB3	1	1.71
(1,33)	1:A:55:SER:CA	2:B:77:ALA:N	1	1.71
(1,33)	1:A:55:SER:CA	2:B:77:ALA:O	1	1.71
(1,33)	1:A:55:SER:CA	2:B:78:GLY:C	1	1.71
(1,33)	1:A:55:SER:CA	2:B:78:GLY:CA	1	1.71
(1,33)	1:A:55:SER:CA	2:B:78:GLY:H	1	1.71
(1,33)	1:A:55:SER:CA	2:B:78:GLY:HA2	1	1.71
(1,33)	1:A:55:SER:CA	2:B:78:GLY:HA3	1	1.71
(1,33)	1:A:55:SER:CA	2:B:78:GLY:N	1	1.71
(1,33)	1:A:55:SER:CA	2:B:78:GLY:O	1	1.71
(1,33)	1:A:55:SER:CA	2:B:79:LYS:C	1	1.71
(1,33)	1:A:55:SER:CA	2:B:79:LYS:CA	1	1.71

*Continued on next page...*

*Continued from previous page...*

Key	Atom-1	Atom-2	Model ID	Violation (Å)
(1,33)	1:A:55:SER:CA	2:B:79:LYS:CB	1	1.71
(1,33)	1:A:55:SER:CA	2:B:79:LYS:CD	1	1.71
(1,33)	1:A:55:SER:CA	2:B:79:LYS:CE	1	1.71
(1,33)	1:A:55:SER:CA	2:B:79:LYS:CG	1	1.71
(1,33)	1:A:55:SER:CA	2:B:79:LYS:H	1	1.71
(1,33)	1:A:55:SER:CA	2:B:79:LYS:HA	1	1.71
(1,33)	1:A:55:SER:CA	2:B:79:LYS:HB2	1	1.71
(1,33)	1:A:55:SER:CA	2:B:79:LYS:HB3	1	1.71
(1,33)	1:A:55:SER:CA	2:B:79:LYS:HD2	1	1.71
(1,33)	1:A:55:SER:CA	2:B:79:LYS:HD3	1	1.71
(1,33)	1:A:55:SER:CA	2:B:79:LYS:HE2	1	1.71
(1,33)	1:A:55:SER:CA	2:B:79:LYS:HE3	1	1.71
(1,33)	1:A:55:SER:CA	2:B:79:LYS:HG2	1	1.71
(1,33)	1:A:55:SER:CA	2:B:79:LYS:HG3	1	1.71
(1,33)	1:A:55:SER:CA	2:B:79:LYS:HZ1	1	1.71
(1,33)	1:A:55:SER:CA	2:B:79:LYS:HZ2	1	1.71
(1,33)	1:A:55:SER:CA	2:B:79:LYS:HZ3	1	1.71
(1,33)	1:A:55:SER:CA	2:B:79:LYS:N	1	1.71
(1,33)	1:A:55:SER:CA	2:B:79:LYS:NZ	1	1.71
(1,33)	1:A:55:SER:CA	2:B:79:LYS:O	1	1.71
(1,33)	1:A:55:SER:CA	2:B:80:ILE:C	1	1.71
(1,33)	1:A:55:SER:CA	2:B:80:ILE:CA	1	1.71
(1,33)	1:A:55:SER:CA	2:B:80:ILE:CB	1	1.71
(1,33)	1:A:55:SER:CA	2:B:80:ILE:CD1	1	1.71
(1,33)	1:A:55:SER:CA	2:B:80:ILE:CG1	1	1.71
(1,33)	1:A:55:SER:CA	2:B:80:ILE:CG2	1	1.71
(1,33)	1:A:55:SER:CA	2:B:80:ILE:H	1	1.71
(1,33)	1:A:55:SER:CA	2:B:80:ILE:HA	1	1.71
(1,33)	1:A:55:SER:CA	2:B:80:ILE:HB	1	1.71
(1,33)	1:A:55:SER:CA	2:B:80:ILE:HD11	1	1.71
(1,33)	1:A:55:SER:CA	2:B:80:ILE:HD12	1	1.71
(1,33)	1:A:55:SER:CA	2:B:80:ILE:HD13	1	1.71
(1,33)	1:A:55:SER:CA	2:B:80:ILE:HG12	1	1.71
(1,33)	1:A:55:SER:CA	2:B:80:ILE:HG13	1	1.71
(1,33)	1:A:55:SER:CA	2:B:80:ILE:HG21	1	1.71
(1,33)	1:A:55:SER:CA	2:B:80:ILE:HG22	1	1.71
(1,33)	1:A:55:SER:CA	2:B:80:ILE:HG23	1	1.71
(1,33)	1:A:55:SER:CA	2:B:80:ILE:N	1	1.71
(1,33)	1:A:55:SER:CA	2:B:80:ILE:O	1	1.71
(1,33)	1:A:55:SER:CA	2:B:84:GLN:C	1	1.71
(1,33)	1:A:55:SER:CA	2:B:84:GLN:CA	1	1.71
(1,33)	1:A:55:SER:CA	2:B:84:GLN:CB	1	1.71

*Continued on next page...*

*Continued from previous page...*

Key	Atom-1	Atom-2	Model ID	Violation (Å)
(1,33)	1:A:55:SER:CA	2:B:84:GLN:CD	1	1.71
(1,33)	1:A:55:SER:CA	2:B:84:GLN:CG	1	1.71
(1,33)	1:A:55:SER:CA	2:B:84:GLN:H	1	1.71
(1,33)	1:A:55:SER:CA	2:B:84:GLN:HA	1	1.71
(1,33)	1:A:55:SER:CA	2:B:84:GLN:HB2	1	1.71
(1,33)	1:A:55:SER:CA	2:B:84:GLN:HB3	1	1.71
(1,33)	1:A:55:SER:CA	2:B:84:GLN:HE21	1	1.71
(1,33)	1:A:55:SER:CA	2:B:84:GLN:HE22	1	1.71
(1,33)	1:A:55:SER:CA	2:B:84:GLN:HG2	1	1.71
(1,33)	1:A:55:SER:CA	2:B:84:GLN:HG3	1	1.71
(1,33)	1:A:55:SER:CA	2:B:84:GLN:N	1	1.71
(1,33)	1:A:55:SER:CA	2:B:84:GLN:NE2	1	1.71
(1,33)	1:A:55:SER:CA	2:B:84:GLN:O	1	1.71
(1,33)	1:A:55:SER:CA	2:B:84:GLN:OE1	1	1.71
(1,33)	1:A:55:SER:CA	2:B:97:THR:C	1	1.71
(1,33)	1:A:55:SER:CA	2:B:97:THR:CA	1	1.71
(1,33)	1:A:55:SER:CA	2:B:97:THR:CB	1	1.71
(1,33)	1:A:55:SER:CA	2:B:97:THR:CG2	1	1.71
(1,33)	1:A:55:SER:CA	2:B:97:THR:H	1	1.71
(1,33)	1:A:55:SER:CA	2:B:97:THR:HA	1	1.71
(1,33)	1:A:55:SER:CA	2:B:97:THR:HB	1	1.71
(1,33)	1:A:55:SER:CA	2:B:97:THR:HG1	1	1.71
(1,33)	1:A:55:SER:CA	2:B:97:THR:HG21	1	1.71
(1,33)	1:A:55:SER:CA	2:B:97:THR:HG22	1	1.71
(1,33)	1:A:55:SER:CA	2:B:97:THR:HG23	1	1.71
(1,33)	1:A:55:SER:CA	2:B:97:THR:N	1	1.71
(1,33)	1:A:55:SER:CA	2:B:97:THR:O	1	1.71
(1,33)	1:A:55:SER:CA	2:B:97:THR:OG1	1	1.71
(1,33)	1:A:55:SER:CA	2:B:99:HIS:C	1	1.71
(1,33)	1:A:55:SER:CA	2:B:99:HIS:CA	1	1.71
(1,33)	1:A:55:SER:CA	2:B:99:HIS:CB	1	1.71
(1,33)	1:A:55:SER:CA	2:B:99:HIS:CD2	1	1.71
(1,33)	1:A:55:SER:CA	2:B:99:HIS:CE1	1	1.71
(1,33)	1:A:55:SER:CA	2:B:99:HIS:CG	1	1.71
(1,33)	1:A:55:SER:CA	2:B:99:HIS:H	1	1.71
(1,33)	1:A:55:SER:CA	2:B:99:HIS:HA	1	1.71
(1,33)	1:A:55:SER:CA	2:B:99:HIS:HB2	1	1.71
(1,33)	1:A:55:SER:CA	2:B:99:HIS:HB3	1	1.71
(1,33)	1:A:55:SER:CA	2:B:99:HIS:HD1	1	1.71
(1,33)	1:A:55:SER:CA	2:B:99:HIS:HD2	1	1.71
(1,33)	1:A:55:SER:CA	2:B:99:HIS:HE1	1	1.71
(1,33)	1:A:55:SER:CA	2:B:99:HIS:HE2	1	1.71

*Continued on next page...*

*Continued from previous page...*

Key	Atom-1	Atom-2	Model ID	Violation (Å)
(1,33)	1:A:55:SER:CA	2:B:99:HIS:N	1	1.71
(1,33)	1:A:55:SER:CA	2:B:99:HIS:ND1	1	1.71
(1,33)	1:A:55:SER:CA	2:B:99:HIS:NE2	1	1.71
(1,33)	1:A:55:SER:CA	2:B:99:HIS:O	1	1.71
(1,33)	1:A:55:SER:CA	2:B:101:VAL:C	1	1.71
(1,33)	1:A:55:SER:CA	2:B:101:VAL:CA	1	1.71
(1,33)	1:A:55:SER:CA	2:B:101:VAL:CB	1	1.71
(1,33)	1:A:55:SER:CA	2:B:101:VAL:CG1	1	1.71
(1,33)	1:A:55:SER:CA	2:B:101:VAL:CG2	1	1.71
(1,33)	1:A:55:SER:CA	2:B:101:VAL:H	1	1.71
(1,33)	1:A:55:SER:CA	2:B:101:VAL:HA	1	1.71
(1,33)	1:A:55:SER:CA	2:B:101:VAL:HB	1	1.71
(1,33)	1:A:55:SER:CA	2:B:101:VAL:HG11	1	1.71
(1,33)	1:A:55:SER:CA	2:B:101:VAL:HG12	1	1.71
(1,33)	1:A:55:SER:CA	2:B:101:VAL:HG13	1	1.71
(1,33)	1:A:55:SER:CA	2:B:101:VAL:HG21	1	1.71
(1,33)	1:A:55:SER:CA	2:B:101:VAL:HG22	1	1.71
(1,33)	1:A:55:SER:CA	2:B:101:VAL:HG23	1	1.71
(1,33)	1:A:55:SER:CA	2:B:101:VAL:N	1	1.71
(1,33)	1:A:55:SER:CA	2:B:101:VAL:O	1	1.71
(1,33)	1:A:55:SER:CB	2:B:75:ILE:C	1	1.71
(1,33)	1:A:55:SER:CB	2:B:75:ILE:CA	1	1.71
(1,33)	1:A:55:SER:CB	2:B:75:ILE:CB	1	1.71
(1,33)	1:A:55:SER:CB	2:B:75:ILE:CD1	1	1.71
(1,33)	1:A:55:SER:CB	2:B:75:ILE:CG1	1	1.71
(1,33)	1:A:55:SER:CB	2:B:75:ILE:CG2	1	1.71
(1,33)	1:A:55:SER:CB	2:B:75:ILE:H	1	1.71
(1,33)	1:A:55:SER:CB	2:B:75:ILE:HA	1	1.71
(1,33)	1:A:55:SER:CB	2:B:75:ILE:HB	1	1.71
(1,33)	1:A:55:SER:CB	2:B:75:ILE:HD11	1	1.71
(1,33)	1:A:55:SER:CB	2:B:75:ILE:HD12	1	1.71
(1,33)	1:A:55:SER:CB	2:B:75:ILE:HD13	1	1.71
(1,33)	1:A:55:SER:CB	2:B:75:ILE:HG12	1	1.71
(1,33)	1:A:55:SER:CB	2:B:75:ILE:HG13	1	1.71
(1,33)	1:A:55:SER:CB	2:B:75:ILE:HG21	1	1.71
(1,33)	1:A:55:SER:CB	2:B:75:ILE:HG22	1	1.71
(1,33)	1:A:55:SER:CB	2:B:75:ILE:HG23	1	1.71
(1,33)	1:A:55:SER:CB	2:B:75:ILE:N	1	1.71
(1,33)	1:A:55:SER:CB	2:B:75:ILE:O	1	1.71
(1,33)	1:A:55:SER:CB	2:B:77:ALA:C	1	1.71
(1,33)	1:A:55:SER:CB	2:B:77:ALA:CA	1	1.71
(1,33)	1:A:55:SER:CB	2:B:77:ALA:CB	1	1.71

*Continued on next page...*

*Continued from previous page...*

Key	Atom-1	Atom-2	Model ID	Violation (Å)
(1,33)	1:A:55:SER:CB	2:B:77:ALA:H	1	1.71
(1,33)	1:A:55:SER:CB	2:B:77:ALA:HA	1	1.71
(1,33)	1:A:55:SER:CB	2:B:77:ALA:HB1	1	1.71
(1,33)	1:A:55:SER:CB	2:B:77:ALA:HB2	1	1.71
(1,33)	1:A:55:SER:CB	2:B:77:ALA:HB3	1	1.71
(1,33)	1:A:55:SER:CB	2:B:77:ALA:N	1	1.71
(1,33)	1:A:55:SER:CB	2:B:77:ALA:O	1	1.71
(1,33)	1:A:55:SER:CB	2:B:78:GLY:C	1	1.71
(1,33)	1:A:55:SER:CB	2:B:78:GLY:CA	1	1.71
(1,33)	1:A:55:SER:CB	2:B:78:GLY:H	1	1.71
(1,33)	1:A:55:SER:CB	2:B:78:GLY:HA2	1	1.71
(1,33)	1:A:55:SER:CB	2:B:78:GLY:HA3	1	1.71
(1,33)	1:A:55:SER:CB	2:B:78:GLY:N	1	1.71
(1,33)	1:A:55:SER:CB	2:B:78:GLY:O	1	1.71
(1,33)	1:A:55:SER:CB	2:B:79:LYS:C	1	1.71
(1,33)	1:A:55:SER:CB	2:B:79:LYS:CA	1	1.71
(1,33)	1:A:55:SER:CB	2:B:79:LYS:CB	1	1.71
(1,33)	1:A:55:SER:CB	2:B:79:LYS:CD	1	1.71
(1,33)	1:A:55:SER:CB	2:B:79:LYS:CE	1	1.71
(1,33)	1:A:55:SER:CB	2:B:79:LYS:CG	1	1.71
(1,33)	1:A:55:SER:CB	2:B:79:LYS:H	1	1.71
(1,33)	1:A:55:SER:CB	2:B:79:LYS:HA	1	1.71
(1,33)	1:A:55:SER:CB	2:B:79:LYS:HB2	1	1.71
(1,33)	1:A:55:SER:CB	2:B:79:LYS:HB3	1	1.71
(1,33)	1:A:55:SER:CB	2:B:79:LYS:HD2	1	1.71
(1,33)	1:A:55:SER:CB	2:B:79:LYS:HD3	1	1.71
(1,33)	1:A:55:SER:CB	2:B:79:LYS:HE2	1	1.71
(1,33)	1:A:55:SER:CB	2:B:79:LYS:HE3	1	1.71
(1,33)	1:A:55:SER:CB	2:B:79:LYS:HG2	1	1.71
(1,33)	1:A:55:SER:CB	2:B:79:LYS:HG3	1	1.71
(1,33)	1:A:55:SER:CB	2:B:79:LYS:HZ1	1	1.71
(1,33)	1:A:55:SER:CB	2:B:79:LYS:HZ2	1	1.71
(1,33)	1:A:55:SER:CB	2:B:79:LYS:HZ3	1	1.71
(1,33)	1:A:55:SER:CB	2:B:79:LYS:N	1	1.71
(1,33)	1:A:55:SER:CB	2:B:79:LYS:NZ	1	1.71
(1,33)	1:A:55:SER:CB	2:B:79:LYS:O	1	1.71
(1,33)	1:A:55:SER:CB	2:B:80:ILE:C	1	1.71
(1,33)	1:A:55:SER:CB	2:B:80:ILE:CA	1	1.71
(1,33)	1:A:55:SER:CB	2:B:80:ILE:CB	1	1.71
(1,33)	1:A:55:SER:CB	2:B:80:ILE:CD1	1	1.71
(1,33)	1:A:55:SER:CB	2:B:80:ILE:CG1	1	1.71
(1,33)	1:A:55:SER:CB	2:B:80:ILE:CG2	1	1.71

*Continued on next page...*



*Continued from previous page...*

Key	Atom-1	Atom-2	Model ID	Violation (Å)
(1,33)	1:A:55:SER:CB	2:B:80:ILE:H	1	1.71
(1,33)	1:A:55:SER:CB	2:B:80:ILE:HA	1	1.71
(1,33)	1:A:55:SER:CB	2:B:80:ILE:HB	1	1.71
(1,33)	1:A:55:SER:CB	2:B:80:ILE:HD11	1	1.71
(1,33)	1:A:55:SER:CB	2:B:80:ILE:HD12	1	1.71
(1,33)	1:A:55:SER:CB	2:B:80:ILE:HD13	1	1.71
(1,33)	1:A:55:SER:CB	2:B:80:ILE:HG12	1	1.71
(1,33)	1:A:55:SER:CB	2:B:80:ILE:HG13	1	1.71
(1,33)	1:A:55:SER:CB	2:B:80:ILE:HG21	1	1.71
(1,33)	1:A:55:SER:CB	2:B:80:ILE:HG22	1	1.71
(1,33)	1:A:55:SER:CB	2:B:80:ILE:HG23	1	1.71
(1,33)	1:A:55:SER:CB	2:B:80:ILE:N	1	1.71
(1,33)	1:A:55:SER:CB	2:B:80:ILE:O	1	1.71
(1,33)	1:A:55:SER:CB	2:B:84:GLN:C	1	1.71
(1,33)	1:A:55:SER:CB	2:B:84:GLN:CA	1	1.71
(1,33)	1:A:55:SER:CB	2:B:84:GLN:CB	1	1.71
(1,33)	1:A:55:SER:CB	2:B:84:GLN:CD	1	1.71
(1,33)	1:A:55:SER:CB	2:B:84:GLN:CG	1	1.71
(1,33)	1:A:55:SER:CB	2:B:84:GLN:H	1	1.71
(1,33)	1:A:55:SER:CB	2:B:84:GLN:HA	1	1.71
(1,33)	1:A:55:SER:CB	2:B:84:GLN:HB2	1	1.71
(1,33)	1:A:55:SER:CB	2:B:84:GLN:HB3	1	1.71
(1,33)	1:A:55:SER:CB	2:B:84:GLN:HE21	1	1.71
(1,33)	1:A:55:SER:CB	2:B:84:GLN:HE22	1	1.71
(1,33)	1:A:55:SER:CB	2:B:84:GLN:HG2	1	1.71
(1,33)	1:A:55:SER:CB	2:B:84:GLN:HG3	1	1.71
(1,33)	1:A:55:SER:CB	2:B:84:GLN:N	1	1.71
(1,33)	1:A:55:SER:CB	2:B:84:GLN:NE2	1	1.71
(1,33)	1:A:55:SER:CB	2:B:84:GLN:O	1	1.71
(1,33)	1:A:55:SER:CB	2:B:84:GLN:OE1	1	1.71
(1,33)	1:A:55:SER:CB	2:B:97:THR:C	1	1.71
(1,33)	1:A:55:SER:CB	2:B:97:THR:CA	1	1.71
(1,33)	1:A:55:SER:CB	2:B:97:THR:CB	1	1.71
(1,33)	1:A:55:SER:CB	2:B:97:THR:CG2	1	1.71
(1,33)	1:A:55:SER:CB	2:B:97:THR:H	1	1.71
(1,33)	1:A:55:SER:CB	2:B:97:THR:HA	1	1.71
(1,33)	1:A:55:SER:CB	2:B:97:THR:HB	1	1.71
(1,33)	1:A:55:SER:CB	2:B:97:THR:HG1	1	1.71
(1,33)	1:A:55:SER:CB	2:B:97:THR:HG21	1	1.71
(1,33)	1:A:55:SER:CB	2:B:97:THR:HG22	1	1.71
(1,33)	1:A:55:SER:CB	2:B:97:THR:HG23	1	1.71
(1,33)	1:A:55:SER:CB	2:B:97:THR:N	1	1.71

*Continued on next page...*

*Continued from previous page...*

Key	Atom-1	Atom-2	Model ID	Violation (Å)
(1,33)	1:A:55:SER:CB	2:B:97:THR:O	1	1.71
(1,33)	1:A:55:SER:CB	2:B:97:THR:OG1	1	1.71
(1,33)	1:A:55:SER:CB	2:B:99:HIS:C	1	1.71
(1,33)	1:A:55:SER:CB	2:B:99:HIS:CA	1	1.71
(1,33)	1:A:55:SER:CB	2:B:99:HIS:CB	1	1.71
(1,33)	1:A:55:SER:CB	2:B:99:HIS:CD2	1	1.71
(1,33)	1:A:55:SER:CB	2:B:99:HIS:CE1	1	1.71
(1,33)	1:A:55:SER:CB	2:B:99:HIS:CG	1	1.71
(1,33)	1:A:55:SER:CB	2:B:99:HIS:H	1	1.71
(1,33)	1:A:55:SER:CB	2:B:99:HIS:HA	1	1.71
(1,33)	1:A:55:SER:CB	2:B:99:HIS:HB2	1	1.71
(1,33)	1:A:55:SER:CB	2:B:99:HIS:HB3	1	1.71
(1,33)	1:A:55:SER:CB	2:B:99:HIS:HD1	1	1.71
(1,33)	1:A:55:SER:CB	2:B:99:HIS:HD2	1	1.71
(1,33)	1:A:55:SER:CB	2:B:99:HIS:HE1	1	1.71
(1,33)	1:A:55:SER:CB	2:B:99:HIS:HE2	1	1.71
(1,33)	1:A:55:SER:CB	2:B:99:HIS:N	1	1.71
(1,33)	1:A:55:SER:CB	2:B:99:HIS:ND1	1	1.71
(1,33)	1:A:55:SER:CB	2:B:99:HIS:NE2	1	1.71
(1,33)	1:A:55:SER:CB	2:B:99:HIS:O	1	1.71
(1,33)	1:A:55:SER:CB	2:B:101:VAL:C	1	1.71
(1,33)	1:A:55:SER:CB	2:B:101:VAL:CA	1	1.71
(1,33)	1:A:55:SER:CB	2:B:101:VAL:CB	1	1.71
(1,33)	1:A:55:SER:CB	2:B:101:VAL:CG1	1	1.71
(1,33)	1:A:55:SER:CB	2:B:101:VAL:CG2	1	1.71
(1,33)	1:A:55:SER:CB	2:B:101:VAL:H	1	1.71
(1,33)	1:A:55:SER:CB	2:B:101:VAL:HA	1	1.71
(1,33)	1:A:55:SER:CB	2:B:101:VAL:HB	1	1.71
(1,33)	1:A:55:SER:CB	2:B:101:VAL:HG11	1	1.71
(1,33)	1:A:55:SER:CB	2:B:101:VAL:HG12	1	1.71
(1,33)	1:A:55:SER:CB	2:B:101:VAL:HG13	1	1.71
(1,33)	1:A:55:SER:CB	2:B:101:VAL:HG21	1	1.71
(1,33)	1:A:55:SER:CB	2:B:101:VAL:HG22	1	1.71
(1,33)	1:A:55:SER:CB	2:B:101:VAL:HG23	1	1.71
(1,33)	1:A:55:SER:CB	2:B:101:VAL:N	1	1.71
(1,33)	1:A:55:SER:CB	2:B:101:VAL:O	1	1.71
(1,33)	1:A:55:SER:H	2:B:75:ILE:C	1	1.71
(1,33)	1:A:55:SER:H	2:B:75:ILE:CA	1	1.71
(1,33)	1:A:55:SER:H	2:B:75:ILE:CB	1	1.71
(1,33)	1:A:55:SER:H	2:B:75:ILE:CD1	1	1.71
(1,33)	1:A:55:SER:H	2:B:75:ILE:CG1	1	1.71
(1,33)	1:A:55:SER:H	2:B:75:ILE:CG2	1	1.71

*Continued on next page...*

*Continued from previous page...*

Key	Atom-1	Atom-2	Model ID	Violation (Å)
(1,33)	1:A:55:SER:H	2:B:75:ILE:H	1	1.71
(1,33)	1:A:55:SER:H	2:B:75:ILE:HA	1	1.71
(1,33)	1:A:55:SER:H	2:B:75:ILE:HB	1	1.71
(1,33)	1:A:55:SER:H	2:B:75:ILE:HD11	1	1.71
(1,33)	1:A:55:SER:H	2:B:75:ILE:HD12	1	1.71
(1,33)	1:A:55:SER:H	2:B:75:ILE:HD13	1	1.71
(1,33)	1:A:55:SER:H	2:B:75:ILE:HG12	1	1.71
(1,33)	1:A:55:SER:H	2:B:75:ILE:HG13	1	1.71
(1,33)	1:A:55:SER:H	2:B:75:ILE:HG21	1	1.71
(1,33)	1:A:55:SER:H	2:B:75:ILE:HG22	1	1.71
(1,33)	1:A:55:SER:H	2:B:75:ILE:HG23	1	1.71
(1,33)	1:A:55:SER:H	2:B:75:ILE:N	1	1.71
(1,33)	1:A:55:SER:H	2:B:75:ILE:O	1	1.71
(1,33)	1:A:55:SER:H	2:B:77:ALA:C	1	1.71
(1,33)	1:A:55:SER:H	2:B:77:ALA:CA	1	1.71
(1,33)	1:A:55:SER:H	2:B:77:ALA:CB	1	1.71
(1,33)	1:A:55:SER:H	2:B:77:ALA:H	1	1.71
(1,33)	1:A:55:SER:H	2:B:77:ALA:HA	1	1.71
(1,33)	1:A:55:SER:H	2:B:77:ALA:HB1	1	1.71
(1,33)	1:A:55:SER:H	2:B:77:ALA:HB2	1	1.71
(1,33)	1:A:55:SER:H	2:B:77:ALA:HB3	1	1.71
(1,33)	1:A:55:SER:H	2:B:77:ALA:N	1	1.71
(1,33)	1:A:55:SER:H	2:B:77:ALA:O	1	1.71
(1,33)	1:A:55:SER:H	2:B:78:GLY:C	1	1.71
(1,33)	1:A:55:SER:H	2:B:78:GLY:CA	1	1.71
(1,33)	1:A:55:SER:H	2:B:78:GLY:H	1	1.71
(1,33)	1:A:55:SER:H	2:B:78:GLY:HA2	1	1.71
(1,33)	1:A:55:SER:H	2:B:78:GLY:HA3	1	1.71
(1,33)	1:A:55:SER:H	2:B:78:GLY:N	1	1.71
(1,33)	1:A:55:SER:H	2:B:78:GLY:O	1	1.71
(1,33)	1:A:55:SER:H	2:B:79:LYS:C	1	1.71
(1,33)	1:A:55:SER:H	2:B:79:LYS:CA	1	1.71
(1,33)	1:A:55:SER:H	2:B:79:LYS:CB	1	1.71
(1,33)	1:A:55:SER:H	2:B:79:LYS:CD	1	1.71
(1,33)	1:A:55:SER:H	2:B:79:LYS:CE	1	1.71
(1,33)	1:A:55:SER:H	2:B:79:LYS:CG	1	1.71
(1,33)	1:A:55:SER:H	2:B:79:LYS:H	1	1.71
(1,33)	1:A:55:SER:H	2:B:79:LYS:HA	1	1.71
(1,33)	1:A:55:SER:H	2:B:79:LYS:HB2	1	1.71
(1,33)	1:A:55:SER:H	2:B:79:LYS:HB3	1	1.71
(1,33)	1:A:55:SER:H	2:B:79:LYS:HD2	1	1.71
(1,33)	1:A:55:SER:H	2:B:79:LYS:HD3	1	1.71

*Continued on next page...*

*Continued from previous page...*

Key	Atom-1	Atom-2	Model ID	Violation (Å)
(1,33)	1:A:55:SER:H	2:B:79:LYS:HE2	1	1.71
(1,33)	1:A:55:SER:H	2:B:79:LYS:HE3	1	1.71
(1,33)	1:A:55:SER:H	2:B:79:LYS:HG2	1	1.71
(1,33)	1:A:55:SER:H	2:B:79:LYS:HG3	1	1.71
(1,33)	1:A:55:SER:H	2:B:79:LYS:HZ1	1	1.71
(1,33)	1:A:55:SER:H	2:B:79:LYS:HZ2	1	1.71
(1,33)	1:A:55:SER:H	2:B:79:LYS:HZ3	1	1.71
(1,33)	1:A:55:SER:H	2:B:79:LYS:N	1	1.71
(1,33)	1:A:55:SER:H	2:B:79:LYS:NZ	1	1.71
(1,33)	1:A:55:SER:H	2:B:79:LYS:O	1	1.71
(1,33)	1:A:55:SER:H	2:B:80:ILE:C	1	1.71
(1,33)	1:A:55:SER:H	2:B:80:ILE:CA	1	1.71
(1,33)	1:A:55:SER:H	2:B:80:ILE:CB	1	1.71
(1,33)	1:A:55:SER:H	2:B:80:ILE:CD1	1	1.71
(1,33)	1:A:55:SER:H	2:B:80:ILE:CG1	1	1.71
(1,33)	1:A:55:SER:H	2:B:80:ILE:CG2	1	1.71
(1,33)	1:A:55:SER:H	2:B:80:ILE:H	1	1.71
(1,33)	1:A:55:SER:H	2:B:80:ILE:HA	1	1.71
(1,33)	1:A:55:SER:H	2:B:80:ILE:HB	1	1.71
(1,33)	1:A:55:SER:H	2:B:80:ILE:HD11	1	1.71
(1,33)	1:A:55:SER:H	2:B:80:ILE:HD12	1	1.71
(1,33)	1:A:55:SER:H	2:B:80:ILE:HD13	1	1.71
(1,33)	1:A:55:SER:H	2:B:80:ILE:HG12	1	1.71
(1,33)	1:A:55:SER:H	2:B:80:ILE:HG13	1	1.71
(1,33)	1:A:55:SER:H	2:B:80:ILE:HG21	1	1.71
(1,33)	1:A:55:SER:H	2:B:80:ILE:HG22	1	1.71
(1,33)	1:A:55:SER:H	2:B:80:ILE:HG23	1	1.71
(1,33)	1:A:55:SER:H	2:B:80:ILE:N	1	1.71
(1,33)	1:A:55:SER:H	2:B:80:ILE:O	1	1.71
(1,33)	1:A:55:SER:H	2:B:84:GLN:C	1	1.71
(1,33)	1:A:55:SER:H	2:B:84:GLN:CA	1	1.71
(1,33)	1:A:55:SER:H	2:B:84:GLN:CB	1	1.71
(1,33)	1:A:55:SER:H	2:B:84:GLN:CD	1	1.71
(1,33)	1:A:55:SER:H	2:B:84:GLN:CG	1	1.71
(1,33)	1:A:55:SER:H	2:B:84:GLN:H	1	1.71
(1,33)	1:A:55:SER:H	2:B:84:GLN:HA	1	1.71
(1,33)	1:A:55:SER:H	2:B:84:GLN:HB2	1	1.71
(1,33)	1:A:55:SER:H	2:B:84:GLN:HB3	1	1.71
(1,33)	1:A:55:SER:H	2:B:84:GLN:HE21	1	1.71
(1,33)	1:A:55:SER:H	2:B:84:GLN:HE22	1	1.71
(1,33)	1:A:55:SER:H	2:B:84:GLN:HG2	1	1.71
(1,33)	1:A:55:SER:H	2:B:84:GLN:HG3	1	1.71

*Continued on next page...*

*Continued from previous page...*

Key	Atom-1	Atom-2	Model ID	Violation (Å)
(1,33)	1:A:55:SER:H	2:B:84:GLN:N	1	1.71
(1,33)	1:A:55:SER:H	2:B:84:GLN:NE2	1	1.71
(1,33)	1:A:55:SER:H	2:B:84:GLN:O	1	1.71
(1,33)	1:A:55:SER:H	2:B:84:GLN:OE1	1	1.71
(1,33)	1:A:55:SER:H	2:B:97:THR:C	1	1.71
(1,33)	1:A:55:SER:H	2:B:97:THR:CA	1	1.71
(1,33)	1:A:55:SER:H	2:B:97:THR:CB	1	1.71
(1,33)	1:A:55:SER:H	2:B:97:THR:CG2	1	1.71
(1,33)	1:A:55:SER:H	2:B:97:THR:H	1	1.71
(1,33)	1:A:55:SER:H	2:B:97:THR:HA	1	1.71
(1,33)	1:A:55:SER:H	2:B:97:THR:HB	1	1.71
(1,33)	1:A:55:SER:H	2:B:97:THR:HG1	1	1.71
(1,33)	1:A:55:SER:H	2:B:97:THR:HG21	1	1.71
(1,33)	1:A:55:SER:H	2:B:97:THR:HG22	1	1.71
(1,33)	1:A:55:SER:H	2:B:97:THR:HG23	1	1.71
(1,33)	1:A:55:SER:H	2:B:97:THR:N	1	1.71
(1,33)	1:A:55:SER:H	2:B:97:THR:O	1	1.71
(1,33)	1:A:55:SER:H	2:B:97:THR:OG1	1	1.71
(1,33)	1:A:55:SER:H	2:B:99:HIS:C	1	1.71
(1,33)	1:A:55:SER:H	2:B:99:HIS:CA	1	1.71
(1,33)	1:A:55:SER:H	2:B:99:HIS:CB	1	1.71
(1,33)	1:A:55:SER:H	2:B:99:HIS:CD2	1	1.71
(1,33)	1:A:55:SER:H	2:B:99:HIS:CE1	1	1.71
(1,33)	1:A:55:SER:H	2:B:99:HIS:CG	1	1.71
(1,33)	1:A:55:SER:H	2:B:99:HIS:H	1	1.71
(1,33)	1:A:55:SER:H	2:B:99:HIS:HA	1	1.71
(1,33)	1:A:55:SER:H	2:B:99:HIS:HB2	1	1.71
(1,33)	1:A:55:SER:H	2:B:99:HIS:HB3	1	1.71
(1,33)	1:A:55:SER:H	2:B:99:HIS:HD1	1	1.71
(1,33)	1:A:55:SER:H	2:B:99:HIS:HD2	1	1.71
(1,33)	1:A:55:SER:H	2:B:99:HIS:HE1	1	1.71
(1,33)	1:A:55:SER:H	2:B:99:HIS:HE2	1	1.71
(1,33)	1:A:55:SER:H	2:B:99:HIS:N	1	1.71
(1,33)	1:A:55:SER:H	2:B:99:HIS:ND1	1	1.71
(1,33)	1:A:55:SER:H	2:B:99:HIS:NE2	1	1.71
(1,33)	1:A:55:SER:H	2:B:99:HIS:O	1	1.71
(1,33)	1:A:55:SER:H	2:B:101:VAL:C	1	1.71
(1,33)	1:A:55:SER:H	2:B:101:VAL:CA	1	1.71
(1,33)	1:A:55:SER:H	2:B:101:VAL:CB	1	1.71
(1,33)	1:A:55:SER:H	2:B:101:VAL:CG1	1	1.71
(1,33)	1:A:55:SER:H	2:B:101:VAL:CG2	1	1.71
(1,33)	1:A:55:SER:H	2:B:101:VAL:H	1	1.71

*Continued on next page...*

*Continued from previous page...*

Key	Atom-1	Atom-2	Model ID	Violation (Å)
(1,33)	1:A:55:SER:H	2:B:101:VAL:HA	1	1.71
(1,33)	1:A:55:SER:H	2:B:101:VAL:HB	1	1.71
(1,33)	1:A:55:SER:H	2:B:101:VAL:HG11	1	1.71
(1,33)	1:A:55:SER:H	2:B:101:VAL:HG12	1	1.71
(1,33)	1:A:55:SER:H	2:B:101:VAL:HG13	1	1.71
(1,33)	1:A:55:SER:H	2:B:101:VAL:HG21	1	1.71
(1,33)	1:A:55:SER:H	2:B:101:VAL:HG22	1	1.71
(1,33)	1:A:55:SER:H	2:B:101:VAL:HG23	1	1.71
(1,33)	1:A:55:SER:H	2:B:101:VAL:N	1	1.71
(1,33)	1:A:55:SER:H	2:B:101:VAL:O	1	1.71
(1,33)	1:A:55:SER:HA	2:B:75:ILE:C	1	1.71
(1,33)	1:A:55:SER:HA	2:B:75:ILE:CA	1	1.71
(1,33)	1:A:55:SER:HA	2:B:75:ILE:CB	1	1.71
(1,33)	1:A:55:SER:HA	2:B:75:ILE:CD1	1	1.71
(1,33)	1:A:55:SER:HA	2:B:75:ILE:CG1	1	1.71
(1,33)	1:A:55:SER:HA	2:B:75:ILE:CG2	1	1.71
(1,33)	1:A:55:SER:HA	2:B:75:ILE:H	1	1.71
(1,33)	1:A:55:SER:HA	2:B:75:ILE:HA	1	1.71
(1,33)	1:A:55:SER:HA	2:B:75:ILE:HB	1	1.71
(1,33)	1:A:55:SER:HA	2:B:75:ILE:HD11	1	1.71
(1,33)	1:A:55:SER:HA	2:B:75:ILE:HD12	1	1.71
(1,33)	1:A:55:SER:HA	2:B:75:ILE:HD13	1	1.71
(1,33)	1:A:55:SER:HA	2:B:75:ILE:HG12	1	1.71
(1,33)	1:A:55:SER:HA	2:B:75:ILE:HG13	1	1.71
(1,33)	1:A:55:SER:HA	2:B:75:ILE:HG21	1	1.71
(1,33)	1:A:55:SER:HA	2:B:75:ILE:HG22	1	1.71
(1,33)	1:A:55:SER:HA	2:B:75:ILE:HG23	1	1.71
(1,33)	1:A:55:SER:HA	2:B:75:ILE:N	1	1.71
(1,33)	1:A:55:SER:HA	2:B:75:ILE:O	1	1.71
(1,33)	1:A:55:SER:HA	2:B:77:ALA:C	1	1.71
(1,33)	1:A:55:SER:HA	2:B:77:ALA:CA	1	1.71
(1,33)	1:A:55:SER:HA	2:B:77:ALA:CB	1	1.71
(1,33)	1:A:55:SER:HA	2:B:77:ALA:H	1	1.71
(1,33)	1:A:55:SER:HA	2:B:77:ALA:HA	1	1.71
(1,33)	1:A:55:SER:HA	2:B:77:ALA:HB1	1	1.71
(1,33)	1:A:55:SER:HA	2:B:77:ALA:HB2	1	1.71
(1,33)	1:A:55:SER:HA	2:B:77:ALA:HB3	1	1.71
(1,33)	1:A:55:SER:HA	2:B:77:ALA:N	1	1.71
(1,33)	1:A:55:SER:HA	2:B:77:ALA:O	1	1.71
(1,33)	1:A:55:SER:HA	2:B:78:GLY:C	1	1.71
(1,33)	1:A:55:SER:HA	2:B:78:GLY:CA	1	1.71
(1,33)	1:A:55:SER:HA	2:B:78:GLY:H	1	1.71

*Continued on next page...*

*Continued from previous page...*

Key	Atom-1	Atom-2	Model ID	Violation (Å)
(1,33)	1:A:55:SER:HA	2:B:78:GLY:HA2	1	1.71
(1,33)	1:A:55:SER:HA	2:B:78:GLY:HA3	1	1.71
(1,33)	1:A:55:SER:HA	2:B:78:GLY:N	1	1.71
(1,33)	1:A:55:SER:HA	2:B:78:GLY:O	1	1.71
(1,33)	1:A:55:SER:HA	2:B:79:LYS:C	1	1.71
(1,33)	1:A:55:SER:HA	2:B:79:LYS:CA	1	1.71
(1,33)	1:A:55:SER:HA	2:B:79:LYS:CB	1	1.71
(1,33)	1:A:55:SER:HA	2:B:79:LYS:CD	1	1.71
(1,33)	1:A:55:SER:HA	2:B:79:LYS:CE	1	1.71
(1,33)	1:A:55:SER:HA	2:B:79:LYS:CG	1	1.71
(1,33)	1:A:55:SER:HA	2:B:79:LYS:H	1	1.71
(1,33)	1:A:55:SER:HA	2:B:79:LYS:HA	1	1.71
(1,33)	1:A:55:SER:HA	2:B:79:LYS:HB2	1	1.71
(1,33)	1:A:55:SER:HA	2:B:79:LYS:HB3	1	1.71
(1,33)	1:A:55:SER:HA	2:B:79:LYS:HD2	1	1.71
(1,33)	1:A:55:SER:HA	2:B:79:LYS:HD3	1	1.71
(1,33)	1:A:55:SER:HA	2:B:79:LYS:HE2	1	1.71
(1,33)	1:A:55:SER:HA	2:B:79:LYS:HE3	1	1.71
(1,33)	1:A:55:SER:HA	2:B:79:LYS:HG2	1	1.71
(1,33)	1:A:55:SER:HA	2:B:79:LYS:HG3	1	1.71
(1,33)	1:A:55:SER:HA	2:B:79:LYS:HZ1	1	1.71
(1,33)	1:A:55:SER:HA	2:B:79:LYS:HZ2	1	1.71
(1,33)	1:A:55:SER:HA	2:B:79:LYS:HZ3	1	1.71
(1,33)	1:A:55:SER:HA	2:B:79:LYS:N	1	1.71
(1,33)	1:A:55:SER:HA	2:B:79:LYS:NZ	1	1.71
(1,33)	1:A:55:SER:HA	2:B:80:ILE:C	1	1.71
(1,33)	1:A:55:SER:HA	2:B:80:ILE:CA	1	1.71
(1,33)	1:A:55:SER:HA	2:B:80:ILE:CB	1	1.71
(1,33)	1:A:55:SER:HA	2:B:80:ILE:CD1	1	1.71
(1,33)	1:A:55:SER:HA	2:B:80:ILE:CG1	1	1.71
(1,33)	1:A:55:SER:HA	2:B:80:ILE:CG2	1	1.71
(1,33)	1:A:55:SER:HA	2:B:80:ILE:H	1	1.71
(1,33)	1:A:55:SER:HA	2:B:80:ILE:HA	1	1.71
(1,33)	1:A:55:SER:HA	2:B:80:ILE:HB	1	1.71
(1,33)	1:A:55:SER:HA	2:B:80:ILE:HD11	1	1.71
(1,33)	1:A:55:SER:HA	2:B:80:ILE:HD12	1	1.71
(1,33)	1:A:55:SER:HA	2:B:80:ILE:HD13	1	1.71
(1,33)	1:A:55:SER:HA	2:B:80:ILE:HG12	1	1.71
(1,33)	1:A:55:SER:HA	2:B:80:ILE:HG13	1	1.71
(1,33)	1:A:55:SER:HA	2:B:80:ILE:HG21	1	1.71
(1,33)	1:A:55:SER:HA	2:B:80:ILE:HG22	1	1.71

*Continued on next page...*

*Continued from previous page...*

Key	Atom-1	Atom-2	Model ID	Violation (Å)
(1,33)	1:A:55:SER:HA	2:B:80:ILE:HG23	1	1.71
(1,33)	1:A:55:SER:HA	2:B:80:ILE:N	1	1.71
(1,33)	1:A:55:SER:HA	2:B:80:ILE:O	1	1.71
(1,33)	1:A:55:SER:HA	2:B:84:GLN:C	1	1.71
(1,33)	1:A:55:SER:HA	2:B:84:GLN:CA	1	1.71
(1,33)	1:A:55:SER:HA	2:B:84:GLN:CB	1	1.71
(1,33)	1:A:55:SER:HA	2:B:84:GLN:CD	1	1.71
(1,33)	1:A:55:SER:HA	2:B:84:GLN:CG	1	1.71
(1,33)	1:A:55:SER:HA	2:B:84:GLN:H	1	1.71
(1,33)	1:A:55:SER:HA	2:B:84:GLN:HA	1	1.71
(1,33)	1:A:55:SER:HA	2:B:84:GLN:HB2	1	1.71
(1,33)	1:A:55:SER:HA	2:B:84:GLN:HB3	1	1.71
(1,33)	1:A:55:SER:HA	2:B:84:GLN:HE21	1	1.71
(1,33)	1:A:55:SER:HA	2:B:84:GLN:HE22	1	1.71
(1,33)	1:A:55:SER:HA	2:B:84:GLN:HG2	1	1.71
(1,33)	1:A:55:SER:HA	2:B:84:GLN:HG3	1	1.71
(1,33)	1:A:55:SER:HA	2:B:84:GLN:N	1	1.71
(1,33)	1:A:55:SER:HA	2:B:84:GLN:NE2	1	1.71
(1,33)	1:A:55:SER:HA	2:B:84:GLN:O	1	1.71
(1,33)	1:A:55:SER:HA	2:B:84:GLN:OE1	1	1.71
(1,33)	1:A:55:SER:HA	2:B:97:THR:C	1	1.71
(1,33)	1:A:55:SER:HA	2:B:97:THR:CA	1	1.71
(1,33)	1:A:55:SER:HA	2:B:97:THR:CB	1	1.71
(1,33)	1:A:55:SER:HA	2:B:97:THR:CG2	1	1.71
(1,33)	1:A:55:SER:HA	2:B:97:THR:H	1	1.71
(1,33)	1:A:55:SER:HA	2:B:97:THR:HA	1	1.71
(1,33)	1:A:55:SER:HA	2:B:97:THR:HB	1	1.71
(1,33)	1:A:55:SER:HA	2:B:97:THR:HG1	1	1.71
(1,33)	1:A:55:SER:HA	2:B:97:THR:HG21	1	1.71
(1,33)	1:A:55:SER:HA	2:B:97:THR:HG22	1	1.71
(1,33)	1:A:55:SER:HA	2:B:97:THR:HG23	1	1.71
(1,33)	1:A:55:SER:HA	2:B:97:THR:N	1	1.71
(1,33)	1:A:55:SER:HA	2:B:97:THR:O	1	1.71
(1,33)	1:A:55:SER:HA	2:B:97:THR:OG1	1	1.71
(1,33)	1:A:55:SER:HA	2:B:99:HIS:C	1	1.71
(1,33)	1:A:55:SER:HA	2:B:99:HIS:CA	1	1.71
(1,33)	1:A:55:SER:HA	2:B:99:HIS:CB	1	1.71
(1,33)	1:A:55:SER:HA	2:B:99:HIS:CD2	1	1.71
(1,33)	1:A:55:SER:HA	2:B:99:HIS:CE1	1	1.71
(1,33)	1:A:55:SER:HA	2:B:99:HIS:CG	1	1.71
(1,33)	1:A:55:SER:HA	2:B:99:HIS:H	1	1.71
(1,33)	1:A:55:SER:HA	2:B:99:HIS:HA	1	1.71

*Continued on next page...*



*Continued from previous page...*

Key	Atom-1	Atom-2	Model ID	Violation (Å)
(1,33)	1:A:55:SER:HA	2:B:99:HIS:HB2	1	1.71
(1,33)	1:A:55:SER:HA	2:B:99:HIS:HB3	1	1.71
(1,33)	1:A:55:SER:HA	2:B:99:HIS:HD1	1	1.71
(1,33)	1:A:55:SER:HA	2:B:99:HIS:HD2	1	1.71
(1,33)	1:A:55:SER:HA	2:B:99:HIS:HE1	1	1.71
(1,33)	1:A:55:SER:HA	2:B:99:HIS:HE2	1	1.71
(1,33)	1:A:55:SER:HA	2:B:99:HIS:N	1	1.71
(1,33)	1:A:55:SER:HA	2:B:99:HIS:ND1	1	1.71
(1,33)	1:A:55:SER:HA	2:B:99:HIS:NE2	1	1.71
(1,33)	1:A:55:SER:HA	2:B:99:HIS:O	1	1.71
(1,33)	1:A:55:SER:HA	2:B:101:VAL:C	1	1.71
(1,33)	1:A:55:SER:HA	2:B:101:VAL:CA	1	1.71
(1,33)	1:A:55:SER:HA	2:B:101:VAL:CB	1	1.71
(1,33)	1:A:55:SER:HA	2:B:101:VAL:CG1	1	1.71
(1,33)	1:A:55:SER:HA	2:B:101:VAL:CG2	1	1.71
(1,33)	1:A:55:SER:HA	2:B:101:VAL:H	1	1.71
(1,33)	1:A:55:SER:HA	2:B:101:VAL:HA	1	1.71
(1,33)	1:A:55:SER:HA	2:B:101:VAL:HB	1	1.71
(1,33)	1:A:55:SER:HA	2:B:101:VAL:HG11	1	1.71
(1,33)	1:A:55:SER:HA	2:B:101:VAL:HG12	1	1.71
(1,33)	1:A:55:SER:HA	2:B:101:VAL:HG13	1	1.71
(1,33)	1:A:55:SER:HA	2:B:101:VAL:HG21	1	1.71
(1,33)	1:A:55:SER:HA	2:B:101:VAL:HG22	1	1.71
(1,33)	1:A:55:SER:HA	2:B:101:VAL:HG23	1	1.71
(1,33)	1:A:55:SER:HA	2:B:101:VAL:N	1	1.71
(1,33)	1:A:55:SER:HA	2:B:101:VAL:O	1	1.71
(1,33)	1:A:55:SER:HB2	2:B:75:ILE:C	1	1.71
(1,33)	1:A:55:SER:HB2	2:B:75:ILE:CA	1	1.71
(1,33)	1:A:55:SER:HB2	2:B:75:ILE:CB	1	1.71
(1,33)	1:A:55:SER:HB2	2:B:75:ILE:CD1	1	1.71
(1,33)	1:A:55:SER:HB2	2:B:75:ILE:CG1	1	1.71
(1,33)	1:A:55:SER:HB2	2:B:75:ILE:CG2	1	1.71
(1,33)	1:A:55:SER:HB2	2:B:75:ILE:H	1	1.71
(1,33)	1:A:55:SER:HB2	2:B:75:ILE:HA	1	1.71
(1,33)	1:A:55:SER:HB2	2:B:75:ILE:HB	1	1.71
(1,33)	1:A:55:SER:HB2	2:B:75:ILE:HD11	1	1.71
(1,33)	1:A:55:SER:HB2	2:B:75:ILE:HD12	1	1.71
(1,33)	1:A:55:SER:HB2	2:B:75:ILE:HD13	1	1.71
(1,33)	1:A:55:SER:HB2	2:B:75:ILE:HG12	1	1.71
(1,33)	1:A:55:SER:HB2	2:B:75:ILE:HG13	1	1.71
(1,33)	1:A:55:SER:HB2	2:B:75:ILE:HG21	1	1.71
(1,33)	1:A:55:SER:HB2	2:B:75:ILE:HG22	1	1.71

*Continued on next page...*

*Continued from previous page...*

Key	Atom-1	Atom-2	Model ID	Violation (Å)
(1,33)	1:A:55:SER:HB2	2:B:75:ILE:HG23	1	1.71
(1,33)	1:A:55:SER:HB2	2:B:75:ILE:N	1	1.71
(1,33)	1:A:55:SER:HB2	2:B:75:ILE:O	1	1.71
(1,33)	1:A:55:SER:HB2	2:B:77:ALA:C	1	1.71
(1,33)	1:A:55:SER:HB2	2:B:77:ALA:CA	1	1.71
(1,33)	1:A:55:SER:HB2	2:B:77:ALA:CB	1	1.71
(1,33)	1:A:55:SER:HB2	2:B:77:ALA:H	1	1.71
(1,33)	1:A:55:SER:HB2	2:B:77:ALA:HA	1	1.71
(1,33)	1:A:55:SER:HB2	2:B:77:ALA:HB1	1	1.71
(1,33)	1:A:55:SER:HB2	2:B:77:ALA:HB2	1	1.71
(1,33)	1:A:55:SER:HB2	2:B:77:ALA:HB3	1	1.71
(1,33)	1:A:55:SER:HB2	2:B:77:ALA:N	1	1.71
(1,33)	1:A:55:SER:HB2	2:B:77:ALA:O	1	1.71
(1,33)	1:A:55:SER:HB2	2:B:78:GLY:C	1	1.71
(1,33)	1:A:55:SER:HB2	2:B:78:GLY:CA	1	1.71
(1,33)	1:A:55:SER:HB2	2:B:78:GLY:H	1	1.71
(1,33)	1:A:55:SER:HB2	2:B:78:GLY:HA2	1	1.71
(1,33)	1:A:55:SER:HB2	2:B:78:GLY:HA3	1	1.71
(1,33)	1:A:55:SER:HB2	2:B:78:GLY:N	1	1.71
(1,33)	1:A:55:SER:HB2	2:B:78:GLY:O	1	1.71
(1,33)	1:A:55:SER:HB2	2:B:79:LYS:C	1	1.71
(1,33)	1:A:55:SER:HB2	2:B:79:LYS:CA	1	1.71
(1,33)	1:A:55:SER:HB2	2:B:79:LYS:CB	1	1.71
(1,33)	1:A:55:SER:HB2	2:B:79:LYS:CD	1	1.71
(1,33)	1:A:55:SER:HB2	2:B:79:LYS:CE	1	1.71
(1,33)	1:A:55:SER:HB2	2:B:79:LYS:CG	1	1.71
(1,33)	1:A:55:SER:HB2	2:B:79:LYS:H	1	1.71
(1,33)	1:A:55:SER:HB2	2:B:79:LYS:HA	1	1.71
(1,33)	1:A:55:SER:HB2	2:B:79:LYS:HB2	1	1.71
(1,33)	1:A:55:SER:HB2	2:B:79:LYS:HB3	1	1.71
(1,33)	1:A:55:SER:HB2	2:B:79:LYS:HD2	1	1.71
(1,33)	1:A:55:SER:HB2	2:B:79:LYS:HD3	1	1.71
(1,33)	1:A:55:SER:HB2	2:B:79:LYS:HE2	1	1.71
(1,33)	1:A:55:SER:HB2	2:B:79:LYS:HE3	1	1.71
(1,33)	1:A:55:SER:HB2	2:B:79:LYS:HG2	1	1.71
(1,33)	1:A:55:SER:HB2	2:B:79:LYS:HG3	1	1.71
(1,33)	1:A:55:SER:HB2	2:B:79:LYS:HZ1	1	1.71
(1,33)	1:A:55:SER:HB2	2:B:79:LYS:HZ2	1	1.71
(1,33)	1:A:55:SER:HB2	2:B:79:LYS:HZ3	1	1.71
(1,33)	1:A:55:SER:HB2	2:B:79:LYS:N	1	1.71
(1,33)	1:A:55:SER:HB2	2:B:79:LYS:NZ	1	1.71
(1,33)	1:A:55:SER:HB2	2:B:79:LYS:O	1	1.71

*Continued on next page...*

*Continued from previous page...*

Key	Atom-1	Atom-2	Model ID	Violation (Å)
(1,33)	1:A:55:SER:HB2	2:B:80:ILE:C	1	1.71
(1,33)	1:A:55:SER:HB2	2:B:80:ILE:CA	1	1.71
(1,33)	1:A:55:SER:HB2	2:B:80:ILE:CB	1	1.71
(1,33)	1:A:55:SER:HB2	2:B:80:ILE:CD1	1	1.71
(1,33)	1:A:55:SER:HB2	2:B:80:ILE:CG1	1	1.71
(1,33)	1:A:55:SER:HB2	2:B:80:ILE:CG2	1	1.71
(1,33)	1:A:55:SER:HB2	2:B:80:ILE:H	1	1.71
(1,33)	1:A:55:SER:HB2	2:B:80:ILE:HA	1	1.71
(1,33)	1:A:55:SER:HB2	2:B:80:ILE:HB	1	1.71
(1,33)	1:A:55:SER:HB2	2:B:80:ILE:HD11	1	1.71
(1,33)	1:A:55:SER:HB2	2:B:80:ILE:HD12	1	1.71
(1,33)	1:A:55:SER:HB2	2:B:80:ILE:HD13	1	1.71
(1,33)	1:A:55:SER:HB2	2:B:80:ILE:HG12	1	1.71
(1,33)	1:A:55:SER:HB2	2:B:80:ILE:HG13	1	1.71
(1,33)	1:A:55:SER:HB2	2:B:80:ILE:HG21	1	1.71
(1,33)	1:A:55:SER:HB2	2:B:80:ILE:HG22	1	1.71
(1,33)	1:A:55:SER:HB2	2:B:80:ILE:HG23	1	1.71
(1,33)	1:A:55:SER:HB2	2:B:80:ILE:N	1	1.71
(1,33)	1:A:55:SER:HB2	2:B:80:ILE:O	1	1.71
(1,33)	1:A:55:SER:HB2	2:B:84:GLN:C	1	1.71
(1,33)	1:A:55:SER:HB2	2:B:84:GLN:CA	1	1.71
(1,33)	1:A:55:SER:HB2	2:B:84:GLN:CB	1	1.71
(1,33)	1:A:55:SER:HB2	2:B:84:GLN:CD	1	1.71
(1,33)	1:A:55:SER:HB2	2:B:84:GLN:CG	1	1.71
(1,33)	1:A:55:SER:HB2	2:B:84:GLN:H	1	1.71
(1,33)	1:A:55:SER:HB2	2:B:84:GLN:HA	1	1.71
(1,33)	1:A:55:SER:HB2	2:B:84:GLN:HB2	1	1.71
(1,33)	1:A:55:SER:HB2	2:B:84:GLN:HB3	1	1.71
(1,33)	1:A:55:SER:HB2	2:B:84:GLN:HE21	1	1.71
(1,33)	1:A:55:SER:HB2	2:B:84:GLN:HE22	1	1.71
(1,33)	1:A:55:SER:HB2	2:B:84:GLN:HG2	1	1.71
(1,33)	1:A:55:SER:HB2	2:B:84:GLN:HG3	1	1.71
(1,33)	1:A:55:SER:HB2	2:B:84:GLN:N	1	1.71
(1,33)	1:A:55:SER:HB2	2:B:84:GLN:NE2	1	1.71
(1,33)	1:A:55:SER:HB2	2:B:84:GLN:O	1	1.71
(1,33)	1:A:55:SER:HB2	2:B:84:GLN:OE1	1	1.71
(1,33)	1:A:55:SER:HB2	2:B:97:THR:C	1	1.71
(1,33)	1:A:55:SER:HB2	2:B:97:THR:CA	1	1.71
(1,33)	1:A:55:SER:HB2	2:B:97:THR:CB	1	1.71
(1,33)	1:A:55:SER:HB2	2:B:97:THR:CG2	1	1.71
(1,33)	1:A:55:SER:HB2	2:B:97:THR:H	1	1.71
(1,33)	1:A:55:SER:HB2	2:B:97:THR:HA	1	1.71

*Continued on next page...*

*Continued from previous page...*

Key	Atom-1	Atom-2	Model ID	Violation (Å)
(1,33)	1:A:55:SER:HB2	2:B:97:THR:HB	1	1.71
(1,33)	1:A:55:SER:HB2	2:B:97:THR:HG1	1	1.71
(1,33)	1:A:55:SER:HB2	2:B:97:THR:HG21	1	1.71
(1,33)	1:A:55:SER:HB2	2:B:97:THR:HG22	1	1.71
(1,33)	1:A:55:SER:HB2	2:B:97:THR:HG23	1	1.71
(1,33)	1:A:55:SER:HB2	2:B:97:THR:N	1	1.71
(1,33)	1:A:55:SER:HB2	2:B:97:THR:O	1	1.71
(1,33)	1:A:55:SER:HB2	2:B:97:THR:OG1	1	1.71
(1,33)	1:A:55:SER:HB2	2:B:99:HIS:C	1	1.71
(1,33)	1:A:55:SER:HB2	2:B:99:HIS:CA	1	1.71
(1,33)	1:A:55:SER:HB2	2:B:99:HIS:CB	1	1.71
(1,33)	1:A:55:SER:HB2	2:B:99:HIS:CD2	1	1.71
(1,33)	1:A:55:SER:HB2	2:B:99:HIS:CE1	1	1.71
(1,33)	1:A:55:SER:HB2	2:B:99:HIS:CG	1	1.71
(1,33)	1:A:55:SER:HB2	2:B:99:HIS:H	1	1.71
(1,33)	1:A:55:SER:HB2	2:B:99:HIS:HA	1	1.71
(1,33)	1:A:55:SER:HB2	2:B:99:HIS:HB2	1	1.71
(1,33)	1:A:55:SER:HB2	2:B:99:HIS:HB3	1	1.71
(1,33)	1:A:55:SER:HB2	2:B:99:HIS:HD1	1	1.71
(1,33)	1:A:55:SER:HB2	2:B:99:HIS:HD2	1	1.71
(1,33)	1:A:55:SER:HB2	2:B:99:HIS:HE1	1	1.71
(1,33)	1:A:55:SER:HB2	2:B:99:HIS:HE2	1	1.71
(1,33)	1:A:55:SER:HB2	2:B:99:HIS:N	1	1.71
(1,33)	1:A:55:SER:HB2	2:B:99:HIS:ND1	1	1.71
(1,33)	1:A:55:SER:HB2	2:B:99:HIS:NE2	1	1.71
(1,33)	1:A:55:SER:HB2	2:B:99:HIS:O	1	1.71
(1,33)	1:A:55:SER:HB2	2:B:101:VAL:C	1	1.71
(1,33)	1:A:55:SER:HB2	2:B:101:VAL:CA	1	1.71
(1,33)	1:A:55:SER:HB2	2:B:101:VAL:CB	1	1.71
(1,33)	1:A:55:SER:HB2	2:B:101:VAL:CG1	1	1.71
(1,33)	1:A:55:SER:HB2	2:B:101:VAL:CG2	1	1.71
(1,33)	1:A:55:SER:HB2	2:B:101:VAL:H	1	1.71
(1,33)	1:A:55:SER:HB2	2:B:101:VAL:HA	1	1.71
(1,33)	1:A:55:SER:HB2	2:B:101:VAL:HB	1	1.71
(1,33)	1:A:55:SER:HB2	2:B:101:VAL:HG11	1	1.71
(1,33)	1:A:55:SER:HB2	2:B:101:VAL:HG12	1	1.71
(1,33)	1:A:55:SER:HB2	2:B:101:VAL:HG13	1	1.71
(1,33)	1:A:55:SER:HB2	2:B:101:VAL:HG21	1	1.71
(1,33)	1:A:55:SER:HB2	2:B:101:VAL:HG22	1	1.71
(1,33)	1:A:55:SER:HB2	2:B:101:VAL:HG23	1	1.71
(1,33)	1:A:55:SER:HB2	2:B:101:VAL:N	1	1.71
(1,33)	1:A:55:SER:HB2	2:B:101:VAL:O	1	1.71

*Continued on next page...*

*Continued from previous page...*

Key	Atom-1	Atom-2	Model ID	Violation (Å)
(1,33)	1:A:55:SER:HB3	2:B:75:ILE:C	1	1.71
(1,33)	1:A:55:SER:HB3	2:B:75:ILE:CA	1	1.71
(1,33)	1:A:55:SER:HB3	2:B:75:ILE:CB	1	1.71
(1,33)	1:A:55:SER:HB3	2:B:75:ILE:CD1	1	1.71
(1,33)	1:A:55:SER:HB3	2:B:75:ILE:CG1	1	1.71
(1,33)	1:A:55:SER:HB3	2:B:75:ILE:CG2	1	1.71
(1,33)	1:A:55:SER:HB3	2:B:75:ILE:H	1	1.71
(1,33)	1:A:55:SER:HB3	2:B:75:ILE:HA	1	1.71
(1,33)	1:A:55:SER:HB3	2:B:75:ILE:HB	1	1.71
(1,33)	1:A:55:SER:HB3	2:B:75:ILE:HD11	1	1.71
(1,33)	1:A:55:SER:HB3	2:B:75:ILE:HD12	1	1.71
(1,33)	1:A:55:SER:HB3	2:B:75:ILE:HD13	1	1.71
(1,33)	1:A:55:SER:HB3	2:B:75:ILE:HG12	1	1.71
(1,33)	1:A:55:SER:HB3	2:B:75:ILE:HG13	1	1.71
(1,33)	1:A:55:SER:HB3	2:B:75:ILE:HG21	1	1.71
(1,33)	1:A:55:SER:HB3	2:B:75:ILE:HG22	1	1.71
(1,33)	1:A:55:SER:HB3	2:B:75:ILE:HG23	1	1.71
(1,33)	1:A:55:SER:HB3	2:B:75:ILE:N	1	1.71
(1,33)	1:A:55:SER:HB3	2:B:75:ILE:O	1	1.71
(1,33)	1:A:55:SER:HB3	2:B:77:ALA:C	1	1.71
(1,33)	1:A:55:SER:HB3	2:B:77:ALA:CA	1	1.71
(1,33)	1:A:55:SER:HB3	2:B:77:ALA:CB	1	1.71
(1,33)	1:A:55:SER:HB3	2:B:77:ALA:H	1	1.71
(1,33)	1:A:55:SER:HB3	2:B:77:ALA:HA	1	1.71
(1,33)	1:A:55:SER:HB3	2:B:77:ALA:HB1	1	1.71
(1,33)	1:A:55:SER:HB3	2:B:77:ALA:HB2	1	1.71
(1,33)	1:A:55:SER:HB3	2:B:77:ALA:HB3	1	1.71
(1,33)	1:A:55:SER:HB3	2:B:77:ALA:N	1	1.71
(1,33)	1:A:55:SER:HB3	2:B:77:ALA:O	1	1.71
(1,33)	1:A:55:SER:HB3	2:B:78:GLY:C	1	1.71
(1,33)	1:A:55:SER:HB3	2:B:78:GLY:CA	1	1.71
(1,33)	1:A:55:SER:HB3	2:B:78:GLY:H	1	1.71
(1,33)	1:A:55:SER:HB3	2:B:78:GLY:HA2	1	1.71
(1,33)	1:A:55:SER:HB3	2:B:78:GLY:HA3	1	1.71
(1,33)	1:A:55:SER:HB3	2:B:78:GLY:N	1	1.71
(1,33)	1:A:55:SER:HB3	2:B:78:GLY:O	1	1.71
(1,33)	1:A:55:SER:HB3	2:B:79:LYS:C	1	1.71
(1,33)	1:A:55:SER:HB3	2:B:79:LYS:CA	1	1.71
(1,33)	1:A:55:SER:HB3	2:B:79:LYS:CB	1	1.71
(1,33)	1:A:55:SER:HB3	2:B:79:LYS:CD	1	1.71
(1,33)	1:A:55:SER:HB3	2:B:79:LYS:CE	1	1.71
(1,33)	1:A:55:SER:HB3	2:B:79:LYS:CG	1	1.71

*Continued on next page...*

*Continued from previous page...*

Key	Atom-1	Atom-2	Model ID	Violation (Å)
(1,33)	1:A:55:SER:HB3	2:B:79:LYS:H	1	1.71
(1,33)	1:A:55:SER:HB3	2:B:79:LYS:HA	1	1.71
(1,33)	1:A:55:SER:HB3	2:B:79:LYS:HB2	1	1.71
(1,33)	1:A:55:SER:HB3	2:B:79:LYS:HB3	1	1.71
(1,33)	1:A:55:SER:HB3	2:B:79:LYS:HD2	1	1.71
(1,33)	1:A:55:SER:HB3	2:B:79:LYS:HD3	1	1.71
(1,33)	1:A:55:SER:HB3	2:B:79:LYS:HE2	1	1.71
(1,33)	1:A:55:SER:HB3	2:B:79:LYS:HE3	1	1.71
(1,33)	1:A:55:SER:HB3	2:B:79:LYS:HG2	1	1.71
(1,33)	1:A:55:SER:HB3	2:B:79:LYS:HG3	1	1.71
(1,33)	1:A:55:SER:HB3	2:B:79:LYS:HZ1	1	1.71
(1,33)	1:A:55:SER:HB3	2:B:79:LYS:HZ2	1	1.71
(1,33)	1:A:55:SER:HB3	2:B:79:LYS:HZ3	1	1.71
(1,33)	1:A:55:SER:HB3	2:B:79:LYS:N	1	1.71
(1,33)	1:A:55:SER:HB3	2:B:79:LYS:NZ	1	1.71
(1,33)	1:A:55:SER:HB3	2:B:79:LYS:O	1	1.71
(1,33)	1:A:55:SER:HB3	2:B:80:ILE:C	1	1.71
(1,33)	1:A:55:SER:HB3	2:B:80:ILE:CA	1	1.71
(1,33)	1:A:55:SER:HB3	2:B:80:ILE:CB	1	1.71
(1,33)	1:A:55:SER:HB3	2:B:80:ILE:CD1	1	1.71
(1,33)	1:A:55:SER:HB3	2:B:80:ILE:CG1	1	1.71
(1,33)	1:A:55:SER:HB3	2:B:80:ILE:CG2	1	1.71
(1,33)	1:A:55:SER:HB3	2:B:80:ILE:H	1	1.71
(1,33)	1:A:55:SER:HB3	2:B:80:ILE:HA	1	1.71
(1,33)	1:A:55:SER:HB3	2:B:80:ILE:HB	1	1.71
(1,33)	1:A:55:SER:HB3	2:B:80:ILE:HD11	1	1.71
(1,33)	1:A:55:SER:HB3	2:B:80:ILE:HD12	1	1.71
(1,33)	1:A:55:SER:HB3	2:B:80:ILE:HD13	1	1.71
(1,33)	1:A:55:SER:HB3	2:B:80:ILE:HG12	1	1.71
(1,33)	1:A:55:SER:HB3	2:B:80:ILE:HG13	1	1.71
(1,33)	1:A:55:SER:HB3	2:B:80:ILE:HG21	1	1.71
(1,33)	1:A:55:SER:HB3	2:B:80:ILE:HG22	1	1.71
(1,33)	1:A:55:SER:HB3	2:B:80:ILE:HG23	1	1.71
(1,33)	1:A:55:SER:HB3	2:B:80:ILE:N	1	1.71
(1,33)	1:A:55:SER:HB3	2:B:80:ILE:O	1	1.71
(1,33)	1:A:55:SER:HB3	2:B:84:GLN:C	1	1.71
(1,33)	1:A:55:SER:HB3	2:B:84:GLN:CA	1	1.71
(1,33)	1:A:55:SER:HB3	2:B:84:GLN:CB	1	1.71
(1,33)	1:A:55:SER:HB3	2:B:84:GLN:CD	1	1.71
(1,33)	1:A:55:SER:HB3	2:B:84:GLN:CG	1	1.71
(1,33)	1:A:55:SER:HB3	2:B:84:GLN:H	1	1.71
(1,33)	1:A:55:SER:HB3	2:B:84:GLN:HA	1	1.71

*Continued on next page...*

*Continued from previous page...*

Key	Atom-1	Atom-2	Model ID	Violation (Å)
(1,33)	1:A:55:SER:HB3	2:B:84:GLN:HB2	1	1.71
(1,33)	1:A:55:SER:HB3	2:B:84:GLN:HB3	1	1.71
(1,33)	1:A:55:SER:HB3	2:B:84:GLN:HE21	1	1.71
(1,33)	1:A:55:SER:HB3	2:B:84:GLN:HE22	1	1.71
(1,33)	1:A:55:SER:HB3	2:B:84:GLN:HG2	1	1.71
(1,33)	1:A:55:SER:HB3	2:B:84:GLN:HG3	1	1.71
(1,33)	1:A:55:SER:HB3	2:B:84:GLN:N	1	1.71
(1,33)	1:A:55:SER:HB3	2:B:84:GLN:NE2	1	1.71
(1,33)	1:A:55:SER:HB3	2:B:84:GLN:O	1	1.71
(1,33)	1:A:55:SER:HB3	2:B:84:GLN:OE1	1	1.71
(1,33)	1:A:55:SER:HB3	2:B:97:THR:C	1	1.71
(1,33)	1:A:55:SER:HB3	2:B:97:THR:CA	1	1.71
(1,33)	1:A:55:SER:HB3	2:B:97:THR:CB	1	1.71
(1,33)	1:A:55:SER:HB3	2:B:97:THR:CG2	1	1.71
(1,33)	1:A:55:SER:HB3	2:B:97:THR:H	1	1.71
(1,33)	1:A:55:SER:HB3	2:B:97:THR:HA	1	1.71
(1,33)	1:A:55:SER:HB3	2:B:97:THR:HB	1	1.71
(1,33)	1:A:55:SER:HB3	2:B:97:THR:HG1	1	1.71
(1,33)	1:A:55:SER:HB3	2:B:97:THR:HG21	1	1.71
(1,33)	1:A:55:SER:HB3	2:B:97:THR:HG22	1	1.71
(1,33)	1:A:55:SER:HB3	2:B:97:THR:HG23	1	1.71
(1,33)	1:A:55:SER:HB3	2:B:97:THR:N	1	1.71
(1,33)	1:A:55:SER:HB3	2:B:97:THR:O	1	1.71
(1,33)	1:A:55:SER:HB3	2:B:97:THR:OG1	1	1.71
(1,33)	1:A:55:SER:HB3	2:B:99:HIS:C	1	1.71
(1,33)	1:A:55:SER:HB3	2:B:99:HIS:CA	1	1.71
(1,33)	1:A:55:SER:HB3	2:B:99:HIS:CB	1	1.71
(1,33)	1:A:55:SER:HB3	2:B:99:HIS:CD2	1	1.71
(1,33)	1:A:55:SER:HB3	2:B:99:HIS:CE1	1	1.71
(1,33)	1:A:55:SER:HB3	2:B:99:HIS:CG	1	1.71
(1,33)	1:A:55:SER:HB3	2:B:99:HIS:H	1	1.71
(1,33)	1:A:55:SER:HB3	2:B:99:HIS:HA	1	1.71
(1,33)	1:A:55:SER:HB3	2:B:99:HIS:HB2	1	1.71
(1,33)	1:A:55:SER:HB3	2:B:99:HIS:HB3	1	1.71
(1,33)	1:A:55:SER:HB3	2:B:99:HIS:HD1	1	1.71
(1,33)	1:A:55:SER:HB3	2:B:99:HIS:HD2	1	1.71
(1,33)	1:A:55:SER:HB3	2:B:99:HIS:HE1	1	1.71
(1,33)	1:A:55:SER:HB3	2:B:99:HIS:HE2	1	1.71
(1,33)	1:A:55:SER:HB3	2:B:99:HIS:N	1	1.71
(1,33)	1:A:55:SER:HB3	2:B:99:HIS:ND1	1	1.71
(1,33)	1:A:55:SER:HB3	2:B:99:HIS:NE2	1	1.71
(1,33)	1:A:55:SER:HB3	2:B:99:HIS:O	1	1.71

*Continued on next page...*

*Continued from previous page...*

Key	Atom-1	Atom-2	Model ID	Violation (Å)
(1,33)	1:A:55:SER:HB3	2:B:101:VAL:C	1	1.71
(1,33)	1:A:55:SER:HB3	2:B:101:VAL:CA	1	1.71
(1,33)	1:A:55:SER:HB3	2:B:101:VAL:CB	1	1.71
(1,33)	1:A:55:SER:HB3	2:B:101:VAL:CG1	1	1.71
(1,33)	1:A:55:SER:HB3	2:B:101:VAL:CG2	1	1.71
(1,33)	1:A:55:SER:HB3	2:B:101:VAL:H	1	1.71
(1,33)	1:A:55:SER:HB3	2:B:101:VAL:HA	1	1.71
(1,33)	1:A:55:SER:HB3	2:B:101:VAL:HB	1	1.71
(1,33)	1:A:55:SER:HB3	2:B:101:VAL:HG11	1	1.71
(1,33)	1:A:55:SER:HB3	2:B:101:VAL:HG12	1	1.71
(1,33)	1:A:55:SER:HB3	2:B:101:VAL:HG13	1	1.71
(1,33)	1:A:55:SER:HB3	2:B:101:VAL:HG21	1	1.71
(1,33)	1:A:55:SER:HB3	2:B:101:VAL:HG22	1	1.71
(1,33)	1:A:55:SER:HB3	2:B:101:VAL:HG23	1	1.71
(1,33)	1:A:55:SER:HB3	2:B:101:VAL:N	1	1.71
(1,33)	1:A:55:SER:HB3	2:B:101:VAL:O	1	1.71
(1,33)	1:A:55:SER:HG	2:B:75:ILE:C	1	1.71
(1,33)	1:A:55:SER:HG	2:B:75:ILE:CA	1	1.71
(1,33)	1:A:55:SER:HG	2:B:75:ILE:CB	1	1.71
(1,33)	1:A:55:SER:HG	2:B:75:ILE:CD1	1	1.71
(1,33)	1:A:55:SER:HG	2:B:75:ILE:CG1	1	1.71
(1,33)	1:A:55:SER:HG	2:B:75:ILE:CG2	1	1.71
(1,33)	1:A:55:SER:HG	2:B:75:ILE:H	1	1.71
(1,33)	1:A:55:SER:HG	2:B:75:ILE:HA	1	1.71
(1,33)	1:A:55:SER:HG	2:B:75:ILE:HB	1	1.71
(1,33)	1:A:55:SER:HG	2:B:75:ILE:HD11	1	1.71
(1,33)	1:A:55:SER:HG	2:B:75:ILE:HD12	1	1.71
(1,33)	1:A:55:SER:HG	2:B:75:ILE:HD13	1	1.71
(1,33)	1:A:55:SER:HG	2:B:75:ILE:HG12	1	1.71
(1,33)	1:A:55:SER:HG	2:B:75:ILE:HG13	1	1.71
(1,33)	1:A:55:SER:HG	2:B:75:ILE:HG21	1	1.71
(1,33)	1:A:55:SER:HG	2:B:75:ILE:HG22	1	1.71
(1,33)	1:A:55:SER:HG	2:B:75:ILE:HG23	1	1.71
(1,33)	1:A:55:SER:HG	2:B:75:ILE:N	1	1.71
(1,33)	1:A:55:SER:HG	2:B:75:ILE:O	1	1.71
(1,33)	1:A:55:SER:HG	2:B:77:ALA:C	1	1.71
(1,33)	1:A:55:SER:HG	2:B:77:ALA:CA	1	1.71
(1,33)	1:A:55:SER:HG	2:B:77:ALA:CB	1	1.71
(1,33)	1:A:55:SER:HG	2:B:77:ALA:H	1	1.71
(1,33)	1:A:55:SER:HG	2:B:77:ALA:HA	1	1.71
(1,33)	1:A:55:SER:HG	2:B:77:ALA:HB1	1	1.71
(1,33)	1:A:55:SER:HG	2:B:77:ALA:HB2	1	1.71

*Continued on next page...*



*Continued from previous page...*

Key	Atom-1	Atom-2	Model ID	Violation (Å)
(1,33)	1:A:55:SER:HG	2:B:77:ALA:HB3	1	1.71
(1,33)	1:A:55:SER:HG	2:B:77:ALA:N	1	1.71
(1,33)	1:A:55:SER:HG	2:B:77:ALA:O	1	1.71
(1,33)	1:A:55:SER:HG	2:B:78:GLY:C	1	1.71
(1,33)	1:A:55:SER:HG	2:B:78:GLY:CA	1	1.71
(1,33)	1:A:55:SER:HG	2:B:78:GLY:H	1	1.71
(1,33)	1:A:55:SER:HG	2:B:78:GLY:HA2	1	1.71
(1,33)	1:A:55:SER:HG	2:B:78:GLY:HA3	1	1.71
(1,33)	1:A:55:SER:HG	2:B:78:GLY:N	1	1.71
(1,33)	1:A:55:SER:HG	2:B:78:GLY:O	1	1.71
(1,33)	1:A:55:SER:HG	2:B:79:LYS:C	1	1.71
(1,33)	1:A:55:SER:HG	2:B:79:LYS:CA	1	1.71
(1,33)	1:A:55:SER:HG	2:B:79:LYS:CB	1	1.71
(1,33)	1:A:55:SER:HG	2:B:79:LYS:CD	1	1.71
(1,33)	1:A:55:SER:HG	2:B:79:LYS:CE	1	1.71
(1,33)	1:A:55:SER:HG	2:B:79:LYS:CG	1	1.71
(1,33)	1:A:55:SER:HG	2:B:79:LYS:H	1	1.71
(1,33)	1:A:55:SER:HG	2:B:79:LYS:HA	1	1.71
(1,33)	1:A:55:SER:HG	2:B:79:LYS:HB2	1	1.71
(1,33)	1:A:55:SER:HG	2:B:79:LYS:HB3	1	1.71
(1,33)	1:A:55:SER:HG	2:B:79:LYS:HD2	1	1.71
(1,33)	1:A:55:SER:HG	2:B:79:LYS:HD3	1	1.71
(1,33)	1:A:55:SER:HG	2:B:79:LYS:HE2	1	1.71
(1,33)	1:A:55:SER:HG	2:B:79:LYS:HE3	1	1.71
(1,33)	1:A:55:SER:HG	2:B:79:LYS:HG2	1	1.71
(1,33)	1:A:55:SER:HG	2:B:79:LYS:HG3	1	1.71
(1,33)	1:A:55:SER:HG	2:B:79:LYS:HZ1	1	1.71
(1,33)	1:A:55:SER:HG	2:B:79:LYS:HZ2	1	1.71
(1,33)	1:A:55:SER:HG	2:B:79:LYS:HZ3	1	1.71
(1,33)	1:A:55:SER:HG	2:B:79:LYS:N	1	1.71
(1,33)	1:A:55:SER:HG	2:B:79:LYS:NZ	1	1.71
(1,33)	1:A:55:SER:HG	2:B:79:LYS:O	1	1.71
(1,33)	1:A:55:SER:HG	2:B:80:ILE:C	1	1.71
(1,33)	1:A:55:SER:HG	2:B:80:ILE:CA	1	1.71
(1,33)	1:A:55:SER:HG	2:B:80:ILE:CB	1	1.71
(1,33)	1:A:55:SER:HG	2:B:80:ILE:CD1	1	1.71
(1,33)	1:A:55:SER:HG	2:B:80:ILE:CG1	1	1.71
(1,33)	1:A:55:SER:HG	2:B:80:ILE:CG2	1	1.71
(1,33)	1:A:55:SER:HG	2:B:80:ILE:H	1	1.71
(1,33)	1:A:55:SER:HG	2:B:80:ILE:HA	1	1.71
(1,33)	1:A:55:SER:HG	2:B:80:ILE:HB	1	1.71
(1,33)	1:A:55:SER:HG	2:B:80:ILE:HD11	1	1.71

*Continued on next page...*

*Continued from previous page...*

Key	Atom-1	Atom-2	Model ID	Violation (Å)
(1,33)	1:A:55:SER:HG	2:B:80:ILE:HD12	1	1.71
(1,33)	1:A:55:SER:HG	2:B:80:ILE:HD13	1	1.71
(1,33)	1:A:55:SER:HG	2:B:80:ILE:HG12	1	1.71
(1,33)	1:A:55:SER:HG	2:B:80:ILE:HG13	1	1.71
(1,33)	1:A:55:SER:HG	2:B:80:ILE:HG21	1	1.71
(1,33)	1:A:55:SER:HG	2:B:80:ILE:HG22	1	1.71
(1,33)	1:A:55:SER:HG	2:B:80:ILE:HG23	1	1.71
(1,33)	1:A:55:SER:HG	2:B:80:ILE:N	1	1.71
(1,33)	1:A:55:SER:HG	2:B:80:ILE:O	1	1.71
(1,33)	1:A:55:SER:HG	2:B:84:GLN:C	1	1.71
(1,33)	1:A:55:SER:HG	2:B:84:GLN:CA	1	1.71
(1,33)	1:A:55:SER:HG	2:B:84:GLN:CB	1	1.71
(1,33)	1:A:55:SER:HG	2:B:84:GLN:CD	1	1.71
(1,33)	1:A:55:SER:HG	2:B:84:GLN:CG	1	1.71
(1,33)	1:A:55:SER:HG	2:B:84:GLN:H	1	1.71
(1,33)	1:A:55:SER:HG	2:B:84:GLN:HA	1	1.71
(1,33)	1:A:55:SER:HG	2:B:84:GLN:HB2	1	1.71
(1,33)	1:A:55:SER:HG	2:B:84:GLN:HB3	1	1.71
(1,33)	1:A:55:SER:HG	2:B:84:GLN:HE21	1	1.71
(1,33)	1:A:55:SER:HG	2:B:84:GLN:HE22	1	1.71
(1,33)	1:A:55:SER:HG	2:B:84:GLN:HG2	1	1.71
(1,33)	1:A:55:SER:HG	2:B:84:GLN:HG3	1	1.71
(1,33)	1:A:55:SER:HG	2:B:84:GLN:N	1	1.71
(1,33)	1:A:55:SER:HG	2:B:84:GLN:NE2	1	1.71
(1,33)	1:A:55:SER:HG	2:B:84:GLN:O	1	1.71
(1,33)	1:A:55:SER:HG	2:B:84:GLN:OE1	1	1.71
(1,33)	1:A:55:SER:HG	2:B:97:THR:C	1	1.71
(1,33)	1:A:55:SER:HG	2:B:97:THR:CA	1	1.71
(1,33)	1:A:55:SER:HG	2:B:97:THR:CB	1	1.71
(1,33)	1:A:55:SER:HG	2:B:97:THR:CG2	1	1.71
(1,33)	1:A:55:SER:HG	2:B:97:THR:H	1	1.71
(1,33)	1:A:55:SER:HG	2:B:97:THR:HA	1	1.71
(1,33)	1:A:55:SER:HG	2:B:97:THR:HB	1	1.71
(1,33)	1:A:55:SER:HG	2:B:97:THR:HG1	1	1.71
(1,33)	1:A:55:SER:HG	2:B:97:THR:HG21	1	1.71
(1,33)	1:A:55:SER:HG	2:B:97:THR:HG22	1	1.71
(1,33)	1:A:55:SER:HG	2:B:97:THR:HG23	1	1.71
(1,33)	1:A:55:SER:HG	2:B:97:THR:N	1	1.71
(1,33)	1:A:55:SER:HG	2:B:97:THR:O	1	1.71
(1,33)	1:A:55:SER:HG	2:B:97:THR:OG1	1	1.71
(1,33)	1:A:55:SER:HG	2:B:99:HIS:C	1	1.71
(1,33)	1:A:55:SER:HG	2:B:99:HIS:CA	1	1.71

*Continued on next page...*

*Continued from previous page...*

Key	Atom-1	Atom-2	Model ID	Violation (Å)
(1,33)	1:A:55:SER:HG	2:B:99:HIS:CB	1	1.71
(1,33)	1:A:55:SER:HG	2:B:99:HIS:CD2	1	1.71
(1,33)	1:A:55:SER:HG	2:B:99:HIS:CE1	1	1.71
(1,33)	1:A:55:SER:HG	2:B:99:HIS:CG	1	1.71
(1,33)	1:A:55:SER:HG	2:B:99:HIS:H	1	1.71
(1,33)	1:A:55:SER:HG	2:B:99:HIS:HA	1	1.71
(1,33)	1:A:55:SER:HG	2:B:99:HIS:HB2	1	1.71
(1,33)	1:A:55:SER:HG	2:B:99:HIS:HB3	1	1.71
(1,33)	1:A:55:SER:HG	2:B:99:HIS:HD1	1	1.71
(1,33)	1:A:55:SER:HG	2:B:99:HIS:HD2	1	1.71
(1,33)	1:A:55:SER:HG	2:B:99:HIS:HE1	1	1.71
(1,33)	1:A:55:SER:HG	2:B:99:HIS:HE2	1	1.71
(1,33)	1:A:55:SER:HG	2:B:99:HIS:N	1	1.71
(1,33)	1:A:55:SER:HG	2:B:99:HIS:ND1	1	1.71
(1,33)	1:A:55:SER:HG	2:B:99:HIS:NE2	1	1.71
(1,33)	1:A:55:SER:HG	2:B:99:HIS:O	1	1.71
(1,33)	1:A:55:SER:HG	2:B:101:VAL:C	1	1.71
(1,33)	1:A:55:SER:HG	2:B:101:VAL:CA	1	1.71
(1,33)	1:A:55:SER:HG	2:B:101:VAL:CB	1	1.71
(1,33)	1:A:55:SER:HG	2:B:101:VAL:CG1	1	1.71
(1,33)	1:A:55:SER:HG	2:B:101:VAL:CG2	1	1.71
(1,33)	1:A:55:SER:HG	2:B:101:VAL:H	1	1.71
(1,33)	1:A:55:SER:HG	2:B:101:VAL:HA	1	1.71
(1,33)	1:A:55:SER:HG	2:B:101:VAL:HB	1	1.71
(1,33)	1:A:55:SER:HG	2:B:101:VAL:HG11	1	1.71
(1,33)	1:A:55:SER:HG	2:B:101:VAL:HG12	1	1.71
(1,33)	1:A:55:SER:HG	2:B:101:VAL:HG13	1	1.71
(1,33)	1:A:55:SER:HG	2:B:101:VAL:HG21	1	1.71
(1,33)	1:A:55:SER:HG	2:B:101:VAL:HG22	1	1.71
(1,33)	1:A:55:SER:HG	2:B:101:VAL:HG23	1	1.71
(1,33)	1:A:55:SER:HG	2:B:101:VAL:N	1	1.71
(1,33)	1:A:55:SER:HG	2:B:101:VAL:O	1	1.71
(1,33)	1:A:55:SER:N	2:B:75:ILE:C	1	1.71
(1,33)	1:A:55:SER:N	2:B:75:ILE:CA	1	1.71
(1,33)	1:A:55:SER:N	2:B:75:ILE:CB	1	1.71
(1,33)	1:A:55:SER:N	2:B:75:ILE:CD1	1	1.71
(1,33)	1:A:55:SER:N	2:B:75:ILE:CG1	1	1.71
(1,33)	1:A:55:SER:N	2:B:75:ILE:CG2	1	1.71
(1,33)	1:A:55:SER:N	2:B:75:ILE:H	1	1.71
(1,33)	1:A:55:SER:N	2:B:75:ILE:HA	1	1.71
(1,33)	1:A:55:SER:N	2:B:75:ILE:HB	1	1.71
(1,33)	1:A:55:SER:N	2:B:75:ILE:HD11	1	1.71

*Continued on next page...*

*Continued from previous page...*

Key	Atom-1	Atom-2	Model ID	Violation (Å)
(1,33)	1:A:55:SER:N	2:B:75:ILE:HD12	1	1.71
(1,33)	1:A:55:SER:N	2:B:75:ILE:HD13	1	1.71
(1,33)	1:A:55:SER:N	2:B:75:ILE:HG12	1	1.71
(1,33)	1:A:55:SER:N	2:B:75:ILE:HG13	1	1.71
(1,33)	1:A:55:SER:N	2:B:75:ILE:HG21	1	1.71
(1,33)	1:A:55:SER:N	2:B:75:ILE:HG22	1	1.71
(1,33)	1:A:55:SER:N	2:B:75:ILE:HG23	1	1.71
(1,33)	1:A:55:SER:N	2:B:75:ILE:N	1	1.71
(1,33)	1:A:55:SER:N	2:B:75:ILE:O	1	1.71
(1,33)	1:A:55:SER:N	2:B:77:ALA:C	1	1.71
(1,33)	1:A:55:SER:N	2:B:77:ALA:CA	1	1.71
(1,33)	1:A:55:SER:N	2:B:77:ALA:CB	1	1.71
(1,33)	1:A:55:SER:N	2:B:77:ALA:H	1	1.71
(1,33)	1:A:55:SER:N	2:B:77:ALA:HA	1	1.71
(1,33)	1:A:55:SER:N	2:B:77:ALA:HB1	1	1.71
(1,33)	1:A:55:SER:N	2:B:77:ALA:HB2	1	1.71
(1,33)	1:A:55:SER:N	2:B:77:ALA:HB3	1	1.71
(1,33)	1:A:55:SER:N	2:B:77:ALA:N	1	1.71
(1,33)	1:A:55:SER:N	2:B:77:ALA:O	1	1.71
(1,33)	1:A:55:SER:N	2:B:78:GLY:C	1	1.71
(1,33)	1:A:55:SER:N	2:B:78:GLY:CA	1	1.71
(1,33)	1:A:55:SER:N	2:B:78:GLY:H	1	1.71
(1,33)	1:A:55:SER:N	2:B:78:GLY:HA2	1	1.71
(1,33)	1:A:55:SER:N	2:B:78:GLY:HA3	1	1.71
(1,33)	1:A:55:SER:N	2:B:78:GLY:N	1	1.71
(1,33)	1:A:55:SER:N	2:B:78:GLY:O	1	1.71
(1,33)	1:A:55:SER:N	2:B:79:LYS:C	1	1.71
(1,33)	1:A:55:SER:N	2:B:79:LYS:CA	1	1.71
(1,33)	1:A:55:SER:N	2:B:79:LYS:CB	1	1.71
(1,33)	1:A:55:SER:N	2:B:79:LYS:CD	1	1.71
(1,33)	1:A:55:SER:N	2:B:79:LYS:CE	1	1.71
(1,33)	1:A:55:SER:N	2:B:79:LYS:CG	1	1.71
(1,33)	1:A:55:SER:N	2:B:79:LYS:H	1	1.71
(1,33)	1:A:55:SER:N	2:B:79:LYS:HA	1	1.71
(1,33)	1:A:55:SER:N	2:B:79:LYS:HB2	1	1.71
(1,33)	1:A:55:SER:N	2:B:79:LYS:HB3	1	1.71
(1,33)	1:A:55:SER:N	2:B:79:LYS:HD2	1	1.71
(1,33)	1:A:55:SER:N	2:B:79:LYS:HD3	1	1.71
(1,33)	1:A:55:SER:N	2:B:79:LYS:HE2	1	1.71
(1,33)	1:A:55:SER:N	2:B:79:LYS:HE3	1	1.71
(1,33)	1:A:55:SER:N	2:B:79:LYS:HG2	1	1.71
(1,33)	1:A:55:SER:N	2:B:79:LYS:HG3	1	1.71

*Continued on next page...*

*Continued from previous page...*

Key	Atom-1	Atom-2	Model ID	Violation (Å)
(1,33)	1:A:55:SER:N	2:B:79:LYS:HZ1	1	1.71
(1,33)	1:A:55:SER:N	2:B:79:LYS:HZ2	1	1.71
(1,33)	1:A:55:SER:N	2:B:79:LYS:HZ3	1	1.71
(1,33)	1:A:55:SER:N	2:B:79:LYS:N	1	1.71
(1,33)	1:A:55:SER:N	2:B:79:LYS:NZ	1	1.71
(1,33)	1:A:55:SER:N	2:B:79:LYS:O	1	1.71
(1,33)	1:A:55:SER:N	2:B:80:ILE:C	1	1.71
(1,33)	1:A:55:SER:N	2:B:80:ILE:CA	1	1.71
(1,33)	1:A:55:SER:N	2:B:80:ILE:CB	1	1.71
(1,33)	1:A:55:SER:N	2:B:80:ILE:CD1	1	1.71
(1,33)	1:A:55:SER:N	2:B:80:ILE:CG1	1	1.71
(1,33)	1:A:55:SER:N	2:B:80:ILE:CG2	1	1.71
(1,33)	1:A:55:SER:N	2:B:80:ILE:H	1	1.71
(1,33)	1:A:55:SER:N	2:B:80:ILE:HA	1	1.71
(1,33)	1:A:55:SER:N	2:B:80:ILE:HB	1	1.71
(1,33)	1:A:55:SER:N	2:B:80:ILE:HD11	1	1.71
(1,33)	1:A:55:SER:N	2:B:80:ILE:HD12	1	1.71
(1,33)	1:A:55:SER:N	2:B:80:ILE:HD13	1	1.71
(1,33)	1:A:55:SER:N	2:B:80:ILE:HG12	1	1.71
(1,33)	1:A:55:SER:N	2:B:80:ILE:HG13	1	1.71
(1,33)	1:A:55:SER:N	2:B:80:ILE:HG21	1	1.71
(1,33)	1:A:55:SER:N	2:B:80:ILE:HG22	1	1.71
(1,33)	1:A:55:SER:N	2:B:80:ILE:HG23	1	1.71
(1,33)	1:A:55:SER:N	2:B:80:ILE:N	1	1.71
(1,33)	1:A:55:SER:N	2:B:80:ILE:O	1	1.71
(1,33)	1:A:55:SER:N	2:B:84:GLN:C	1	1.71
(1,33)	1:A:55:SER:N	2:B:84:GLN:CA	1	1.71
(1,33)	1:A:55:SER:N	2:B:84:GLN:CB	1	1.71
(1,33)	1:A:55:SER:N	2:B:84:GLN:CD	1	1.71
(1,33)	1:A:55:SER:N	2:B:84:GLN:CG	1	1.71
(1,33)	1:A:55:SER:N	2:B:84:GLN:H	1	1.71
(1,33)	1:A:55:SER:N	2:B:84:GLN:HA	1	1.71
(1,33)	1:A:55:SER:N	2:B:84:GLN:HB2	1	1.71
(1,33)	1:A:55:SER:N	2:B:84:GLN:HB3	1	1.71
(1,33)	1:A:55:SER:N	2:B:84:GLN:HE21	1	1.71
(1,33)	1:A:55:SER:N	2:B:84:GLN:HE22	1	1.71
(1,33)	1:A:55:SER:N	2:B:84:GLN:HG2	1	1.71
(1,33)	1:A:55:SER:N	2:B:84:GLN:HG3	1	1.71
(1,33)	1:A:55:SER:N	2:B:84:GLN:N	1	1.71
(1,33)	1:A:55:SER:N	2:B:84:GLN:NE2	1	1.71
(1,33)	1:A:55:SER:N	2:B:84:GLN:O	1	1.71
(1,33)	1:A:55:SER:N	2:B:84:GLN:OE1	1	1.71

*Continued on next page...*

*Continued from previous page...*

Key	Atom-1	Atom-2	Model ID	Violation (Å)
(1,33)	1:A:55:SER:N	2:B:97:THR:C	1	1.71
(1,33)	1:A:55:SER:N	2:B:97:THR:CA	1	1.71
(1,33)	1:A:55:SER:N	2:B:97:THR:CB	1	1.71
(1,33)	1:A:55:SER:N	2:B:97:THR:CG2	1	1.71
(1,33)	1:A:55:SER:N	2:B:97:THR:H	1	1.71
(1,33)	1:A:55:SER:N	2:B:97:THR:HA	1	1.71
(1,33)	1:A:55:SER:N	2:B:97:THR:HB	1	1.71
(1,33)	1:A:55:SER:N	2:B:97:THR:HG1	1	1.71
(1,33)	1:A:55:SER:N	2:B:97:THR:HG21	1	1.71
(1,33)	1:A:55:SER:N	2:B:97:THR:HG22	1	1.71
(1,33)	1:A:55:SER:N	2:B:97:THR:HG23	1	1.71
(1,33)	1:A:55:SER:N	2:B:97:THR:N	1	1.71
(1,33)	1:A:55:SER:N	2:B:97:THR:O	1	1.71
(1,33)	1:A:55:SER:N	2:B:97:THR:OG1	1	1.71
(1,33)	1:A:55:SER:N	2:B:99:HIS:C	1	1.71
(1,33)	1:A:55:SER:N	2:B:99:HIS:CA	1	1.71
(1,33)	1:A:55:SER:N	2:B:99:HIS:CB	1	1.71
(1,33)	1:A:55:SER:N	2:B:99:HIS:CD2	1	1.71
(1,33)	1:A:55:SER:N	2:B:99:HIS:CE1	1	1.71
(1,33)	1:A:55:SER:N	2:B:99:HIS:CG	1	1.71
(1,33)	1:A:55:SER:N	2:B:99:HIS:H	1	1.71
(1,33)	1:A:55:SER:N	2:B:99:HIS:HA	1	1.71
(1,33)	1:A:55:SER:N	2:B:99:HIS:HB2	1	1.71
(1,33)	1:A:55:SER:N	2:B:99:HIS:HB3	1	1.71
(1,33)	1:A:55:SER:N	2:B:99:HIS:HD1	1	1.71
(1,33)	1:A:55:SER:N	2:B:99:HIS:HD2	1	1.71
(1,33)	1:A:55:SER:N	2:B:99:HIS:HE1	1	1.71
(1,33)	1:A:55:SER:N	2:B:99:HIS:HE2	1	1.71
(1,33)	1:A:55:SER:N	2:B:99:HIS:N	1	1.71
(1,33)	1:A:55:SER:N	2:B:99:HIS:ND1	1	1.71
(1,33)	1:A:55:SER:N	2:B:99:HIS:NE2	1	1.71
(1,33)	1:A:55:SER:N	2:B:99:HIS:O	1	1.71
(1,33)	1:A:55:SER:N	2:B:101:VAL:C	1	1.71
(1,33)	1:A:55:SER:N	2:B:101:VAL:CA	1	1.71
(1,33)	1:A:55:SER:N	2:B:101:VAL:CB	1	1.71
(1,33)	1:A:55:SER:N	2:B:101:VAL:CG1	1	1.71
(1,33)	1:A:55:SER:N	2:B:101:VAL:CG2	1	1.71
(1,33)	1:A:55:SER:N	2:B:101:VAL:H	1	1.71
(1,33)	1:A:55:SER:N	2:B:101:VAL:HA	1	1.71
(1,33)	1:A:55:SER:N	2:B:101:VAL:HB	1	1.71
(1,33)	1:A:55:SER:N	2:B:101:VAL:HG11	1	1.71
(1,33)	1:A:55:SER:N	2:B:101:VAL:HG12	1	1.71

*Continued on next page...*

*Continued from previous page...*

Key	Atom-1	Atom-2	Model ID	Violation (Å)
(1,33)	1:A:55:SER:N	2:B:101:VAL:HG13	1	1.71
(1,33)	1:A:55:SER:N	2:B:101:VAL:HG21	1	1.71
(1,33)	1:A:55:SER:N	2:B:101:VAL:HG22	1	1.71
(1,33)	1:A:55:SER:N	2:B:101:VAL:HG23	1	1.71
(1,33)	1:A:55:SER:N	2:B:101:VAL:N	1	1.71
(1,33)	1:A:55:SER:N	2:B:101:VAL:O	1	1.71
(1,33)	1:A:55:SER:O	2:B:75:ILE:C	1	1.71
(1,33)	1:A:55:SER:O	2:B:75:ILE:CA	1	1.71
(1,33)	1:A:55:SER:O	2:B:75:ILE:CB	1	1.71
(1,33)	1:A:55:SER:O	2:B:75:ILE:CD1	1	1.71
(1,33)	1:A:55:SER:O	2:B:75:ILE:CG1	1	1.71
(1,33)	1:A:55:SER:O	2:B:75:ILE:CG2	1	1.71
(1,33)	1:A:55:SER:O	2:B:75:ILE:H	1	1.71
(1,33)	1:A:55:SER:O	2:B:75:ILE:HA	1	1.71
(1,33)	1:A:55:SER:O	2:B:75:ILE:HB	1	1.71
(1,33)	1:A:55:SER:O	2:B:75:ILE:HD11	1	1.71
(1,33)	1:A:55:SER:O	2:B:75:ILE:HD12	1	1.71
(1,33)	1:A:55:SER:O	2:B:75:ILE:HD13	1	1.71
(1,33)	1:A:55:SER:O	2:B:75:ILE:HG12	1	1.71
(1,33)	1:A:55:SER:O	2:B:75:ILE:HG13	1	1.71
(1,33)	1:A:55:SER:O	2:B:75:ILE:HG21	1	1.71
(1,33)	1:A:55:SER:O	2:B:75:ILE:HG22	1	1.71
(1,33)	1:A:55:SER:O	2:B:75:ILE:HG23	1	1.71
(1,33)	1:A:55:SER:O	2:B:75:ILE:N	1	1.71
(1,33)	1:A:55:SER:O	2:B:75:ILE:O	1	1.71
(1,33)	1:A:55:SER:O	2:B:77:ALA:C	1	1.71
(1,33)	1:A:55:SER:O	2:B:77:ALA:CA	1	1.71
(1,33)	1:A:55:SER:O	2:B:77:ALA:CB	1	1.71
(1,33)	1:A:55:SER:O	2:B:77:ALA:H	1	1.71
(1,33)	1:A:55:SER:O	2:B:77:ALA:HA	1	1.71
(1,33)	1:A:55:SER:O	2:B:77:ALA:HB1	1	1.71
(1,33)	1:A:55:SER:O	2:B:77:ALA:HB2	1	1.71
(1,33)	1:A:55:SER:O	2:B:77:ALA:HB3	1	1.71
(1,33)	1:A:55:SER:O	2:B:77:ALA:N	1	1.71
(1,33)	1:A:55:SER:O	2:B:77:ALA:O	1	1.71
(1,33)	1:A:55:SER:O	2:B:78:GLY:C	1	1.71
(1,33)	1:A:55:SER:O	2:B:78:GLY:CA	1	1.71
(1,33)	1:A:55:SER:O	2:B:78:GLY:H	1	1.71
(1,33)	1:A:55:SER:O	2:B:78:GLY:HA2	1	1.71
(1,33)	1:A:55:SER:O	2:B:78:GLY:HA3	1	1.71
(1,33)	1:A:55:SER:O	2:B:78:GLY:N	1	1.71
(1,33)	1:A:55:SER:O	2:B:78:GLY:O	1	1.71

*Continued on next page...*

*Continued from previous page...*

Key	Atom-1	Atom-2	Model ID	Violation (Å)
(1,33)	1:A:55:SER:O	2:B:79:LYS:C	1	1.71
(1,33)	1:A:55:SER:O	2:B:79:LYS:CA	1	1.71
(1,33)	1:A:55:SER:O	2:B:79:LYS:CB	1	1.71
(1,33)	1:A:55:SER:O	2:B:79:LYS:CD	1	1.71
(1,33)	1:A:55:SER:O	2:B:79:LYS:CE	1	1.71
(1,33)	1:A:55:SER:O	2:B:79:LYS:CG	1	1.71
(1,33)	1:A:55:SER:O	2:B:79:LYS:H	1	1.71
(1,33)	1:A:55:SER:O	2:B:79:LYS:HA	1	1.71
(1,33)	1:A:55:SER:O	2:B:79:LYS:HB2	1	1.71
(1,33)	1:A:55:SER:O	2:B:79:LYS:HB3	1	1.71
(1,33)	1:A:55:SER:O	2:B:79:LYS:HD2	1	1.71
(1,33)	1:A:55:SER:O	2:B:79:LYS:HD3	1	1.71
(1,33)	1:A:55:SER:O	2:B:79:LYS:HE2	1	1.71
(1,33)	1:A:55:SER:O	2:B:79:LYS:HE3	1	1.71
(1,33)	1:A:55:SER:O	2:B:79:LYS:HG2	1	1.71
(1,33)	1:A:55:SER:O	2:B:79:LYS:HG3	1	1.71
(1,33)	1:A:55:SER:O	2:B:79:LYS:HZ1	1	1.71
(1,33)	1:A:55:SER:O	2:B:79:LYS:HZ2	1	1.71
(1,33)	1:A:55:SER:O	2:B:79:LYS:HZ3	1	1.71
(1,33)	1:A:55:SER:O	2:B:79:LYS:N	1	1.71
(1,33)	1:A:55:SER:O	2:B:79:LYS:NZ	1	1.71
(1,33)	1:A:55:SER:O	2:B:79:LYS:O	1	1.71
(1,33)	1:A:55:SER:O	2:B:80:ILE:C	1	1.71
(1,33)	1:A:55:SER:O	2:B:80:ILE:CA	1	1.71
(1,33)	1:A:55:SER:O	2:B:80:ILE:CB	1	1.71
(1,33)	1:A:55:SER:O	2:B:80:ILE:CD1	1	1.71
(1,33)	1:A:55:SER:O	2:B:80:ILE:CG1	1	1.71
(1,33)	1:A:55:SER:O	2:B:80:ILE:CG2	1	1.71
(1,33)	1:A:55:SER:O	2:B:80:ILE:H	1	1.71
(1,33)	1:A:55:SER:O	2:B:80:ILE:HA	1	1.71
(1,33)	1:A:55:SER:O	2:B:80:ILE:HB	1	1.71
(1,33)	1:A:55:SER:O	2:B:80:ILE:HD11	1	1.71
(1,33)	1:A:55:SER:O	2:B:80:ILE:HD12	1	1.71
(1,33)	1:A:55:SER:O	2:B:80:ILE:HD13	1	1.71
(1,33)	1:A:55:SER:O	2:B:80:ILE:HG12	1	1.71
(1,33)	1:A:55:SER:O	2:B:80:ILE:HG13	1	1.71
(1,33)	1:A:55:SER:O	2:B:80:ILE:HG21	1	1.71
(1,33)	1:A:55:SER:O	2:B:80:ILE:HG22	1	1.71
(1,33)	1:A:55:SER:O	2:B:80:ILE:HG23	1	1.71
(1,33)	1:A:55:SER:O	2:B:80:ILE:N	1	1.71
(1,33)	1:A:55:SER:O	2:B:80:ILE:O	1	1.71
(1,33)	1:A:55:SER:O	2:B:84:GLN:C	1	1.71

*Continued on next page...*



*Continued from previous page...*

Key	Atom-1	Atom-2	Model ID	Violation (Å)
(1,33)	1:A:55:SER:O	2:B:84:GLN:CA	1	1.71
(1,33)	1:A:55:SER:O	2:B:84:GLN:CB	1	1.71
(1,33)	1:A:55:SER:O	2:B:84:GLN:CD	1	1.71
(1,33)	1:A:55:SER:O	2:B:84:GLN:CG	1	1.71
(1,33)	1:A:55:SER:O	2:B:84:GLN:H	1	1.71
(1,33)	1:A:55:SER:O	2:B:84:GLN:HA	1	1.71
(1,33)	1:A:55:SER:O	2:B:84:GLN:HB2	1	1.71
(1,33)	1:A:55:SER:O	2:B:84:GLN:HB3	1	1.71
(1,33)	1:A:55:SER:O	2:B:84:GLN:HE21	1	1.71
(1,33)	1:A:55:SER:O	2:B:84:GLN:HE22	1	1.71
(1,33)	1:A:55:SER:O	2:B:84:GLN:HG2	1	1.71
(1,33)	1:A:55:SER:O	2:B:84:GLN:HG3	1	1.71
(1,33)	1:A:55:SER:O	2:B:84:GLN:N	1	1.71
(1,33)	1:A:55:SER:O	2:B:84:GLN:NE2	1	1.71
(1,33)	1:A:55:SER:O	2:B:84:GLN:O	1	1.71
(1,33)	1:A:55:SER:O	2:B:84:GLN:OE1	1	1.71
(1,33)	1:A:55:SER:O	2:B:97:THR:C	1	1.71
(1,33)	1:A:55:SER:O	2:B:97:THR:CA	1	1.71
(1,33)	1:A:55:SER:O	2:B:97:THR:CB	1	1.71
(1,33)	1:A:55:SER:O	2:B:97:THR:CG2	1	1.71
(1,33)	1:A:55:SER:O	2:B:97:THR:H	1	1.71
(1,33)	1:A:55:SER:O	2:B:97:THR:HA	1	1.71
(1,33)	1:A:55:SER:O	2:B:97:THR:HB	1	1.71
(1,33)	1:A:55:SER:O	2:B:97:THR:HG1	1	1.71
(1,33)	1:A:55:SER:O	2:B:97:THR:HG21	1	1.71
(1,33)	1:A:55:SER:O	2:B:97:THR:HG22	1	1.71
(1,33)	1:A:55:SER:O	2:B:97:THR:HG23	1	1.71
(1,33)	1:A:55:SER:O	2:B:97:THR:N	1	1.71
(1,33)	1:A:55:SER:O	2:B:97:THR:O	1	1.71
(1,33)	1:A:55:SER:O	2:B:97:THR:OG1	1	1.71
(1,33)	1:A:55:SER:O	2:B:99:HIS:C	1	1.71
(1,33)	1:A:55:SER:O	2:B:99:HIS:CA	1	1.71
(1,33)	1:A:55:SER:O	2:B:99:HIS:CB	1	1.71
(1,33)	1:A:55:SER:O	2:B:99:HIS:CD2	1	1.71
(1,33)	1:A:55:SER:O	2:B:99:HIS:CE1	1	1.71
(1,33)	1:A:55:SER:O	2:B:99:HIS:CG	1	1.71
(1,33)	1:A:55:SER:O	2:B:99:HIS:H	1	1.71
(1,33)	1:A:55:SER:O	2:B:99:HIS:HA	1	1.71
(1,33)	1:A:55:SER:O	2:B:99:HIS:HB2	1	1.71
(1,33)	1:A:55:SER:O	2:B:99:HIS:HB3	1	1.71
(1,33)	1:A:55:SER:O	2:B:99:HIS:HD1	1	1.71
(1,33)	1:A:55:SER:O	2:B:99:HIS:HD2	1	1.71

*Continued on next page...*

*Continued from previous page...*

Key	Atom-1	Atom-2	Model ID	Violation (Å)
(1,33)	1:A:55:SER:O	2:B:99:HIS:HE1	1	1.71
(1,33)	1:A:55:SER:O	2:B:99:HIS:HE2	1	1.71
(1,33)	1:A:55:SER:O	2:B:99:HIS:N	1	1.71
(1,33)	1:A:55:SER:O	2:B:99:HIS:ND1	1	1.71
(1,33)	1:A:55:SER:O	2:B:99:HIS:NE2	1	1.71
(1,33)	1:A:55:SER:O	2:B:99:HIS:O	1	1.71
(1,33)	1:A:55:SER:O	2:B:101:VAL:C	1	1.71
(1,33)	1:A:55:SER:O	2:B:101:VAL:CA	1	1.71
(1,33)	1:A:55:SER:O	2:B:101:VAL:CB	1	1.71
(1,33)	1:A:55:SER:O	2:B:101:VAL:CG1	1	1.71
(1,33)	1:A:55:SER:O	2:B:101:VAL:CG2	1	1.71
(1,33)	1:A:55:SER:O	2:B:101:VAL:H	1	1.71
(1,33)	1:A:55:SER:O	2:B:101:VAL:HA	1	1.71
(1,33)	1:A:55:SER:O	2:B:101:VAL:HB	1	1.71
(1,33)	1:A:55:SER:O	2:B:101:VAL:HG11	1	1.71
(1,33)	1:A:55:SER:O	2:B:101:VAL:HG12	1	1.71
(1,33)	1:A:55:SER:O	2:B:101:VAL:HG13	1	1.71
(1,33)	1:A:55:SER:O	2:B:101:VAL:HG21	1	1.71
(1,33)	1:A:55:SER:O	2:B:101:VAL:HG22	1	1.71
(1,33)	1:A:55:SER:O	2:B:101:VAL:HG23	1	1.71
(1,33)	1:A:55:SER:O	2:B:101:VAL:N	1	1.71
(1,33)	1:A:55:SER:O	2:B:101:VAL:O	1	1.71
(1,33)	1:A:55:SER:OG	2:B:75:ILE:C	1	1.71
(1,33)	1:A:55:SER:OG	2:B:75:ILE:CA	1	1.71
(1,33)	1:A:55:SER:OG	2:B:75:ILE:CB	1	1.71
(1,33)	1:A:55:SER:OG	2:B:75:ILE:CD1	1	1.71
(1,33)	1:A:55:SER:OG	2:B:75:ILE:CG1	1	1.71
(1,33)	1:A:55:SER:OG	2:B:75:ILE:CG2	1	1.71
(1,33)	1:A:55:SER:OG	2:B:75:ILE:H	1	1.71
(1,33)	1:A:55:SER:OG	2:B:75:ILE:HA	1	1.71
(1,33)	1:A:55:SER:OG	2:B:75:ILE:HB	1	1.71
(1,33)	1:A:55:SER:OG	2:B:75:ILE:HD11	1	1.71
(1,33)	1:A:55:SER:OG	2:B:75:ILE:HD12	1	1.71
(1,33)	1:A:55:SER:OG	2:B:75:ILE:HD13	1	1.71
(1,33)	1:A:55:SER:OG	2:B:75:ILE:HG12	1	1.71
(1,33)	1:A:55:SER:OG	2:B:75:ILE:HG13	1	1.71
(1,33)	1:A:55:SER:OG	2:B:75:ILE:HG21	1	1.71
(1,33)	1:A:55:SER:OG	2:B:75:ILE:HG22	1	1.71
(1,33)	1:A:55:SER:OG	2:B:75:ILE:HG23	1	1.71
(1,33)	1:A:55:SER:OG	2:B:75:ILE:N	1	1.71
(1,33)	1:A:55:SER:OG	2:B:75:ILE:O	1	1.71
(1,33)	1:A:55:SER:OG	2:B:77:ALA:C	1	1.71

*Continued on next page...*

*Continued from previous page...*

Key	Atom-1	Atom-2	Model ID	Violation (Å)
(1,33)	1:A:55:SER:OG	2:B:77:ALA:CA	1	1.71
(1,33)	1:A:55:SER:OG	2:B:77:ALA:CB	1	1.71
(1,33)	1:A:55:SER:OG	2:B:77:ALA:H	1	1.71
(1,33)	1:A:55:SER:OG	2:B:77:ALA:HA	1	1.71
(1,33)	1:A:55:SER:OG	2:B:77:ALA:HB1	1	1.71
(1,33)	1:A:55:SER:OG	2:B:77:ALA:HB2	1	1.71
(1,33)	1:A:55:SER:OG	2:B:77:ALA:HB3	1	1.71
(1,33)	1:A:55:SER:OG	2:B:77:ALA:N	1	1.71
(1,33)	1:A:55:SER:OG	2:B:77:ALA:O	1	1.71
(1,33)	1:A:55:SER:OG	2:B:78:GLY:C	1	1.71
(1,33)	1:A:55:SER:OG	2:B:78:GLY:CA	1	1.71
(1,33)	1:A:55:SER:OG	2:B:78:GLY:H	1	1.71
(1,33)	1:A:55:SER:OG	2:B:78:GLY:HA2	1	1.71
(1,33)	1:A:55:SER:OG	2:B:78:GLY:HA3	1	1.71
(1,33)	1:A:55:SER:OG	2:B:78:GLY:N	1	1.71
(1,33)	1:A:55:SER:OG	2:B:78:GLY:O	1	1.71
(1,33)	1:A:55:SER:OG	2:B:79:LYS:C	1	1.71
(1,33)	1:A:55:SER:OG	2:B:79:LYS:CA	1	1.71
(1,33)	1:A:55:SER:OG	2:B:79:LYS:CB	1	1.71
(1,33)	1:A:55:SER:OG	2:B:79:LYS:CD	1	1.71
(1,33)	1:A:55:SER:OG	2:B:79:LYS:CE	1	1.71
(1,33)	1:A:55:SER:OG	2:B:79:LYS:CG	1	1.71
(1,33)	1:A:55:SER:OG	2:B:79:LYS:H	1	1.71
(1,33)	1:A:55:SER:OG	2:B:79:LYS:HA	1	1.71
(1,33)	1:A:55:SER:OG	2:B:79:LYS:HB2	1	1.71
(1,33)	1:A:55:SER:OG	2:B:79:LYS:HB3	1	1.71
(1,33)	1:A:55:SER:OG	2:B:79:LYS:HD2	1	1.71
(1,33)	1:A:55:SER:OG	2:B:79:LYS:HD3	1	1.71
(1,33)	1:A:55:SER:OG	2:B:79:LYS:HE2	1	1.71
(1,33)	1:A:55:SER:OG	2:B:79:LYS:HE3	1	1.71
(1,33)	1:A:55:SER:OG	2:B:79:LYS:HG2	1	1.71
(1,33)	1:A:55:SER:OG	2:B:79:LYS:HG3	1	1.71
(1,33)	1:A:55:SER:OG	2:B:79:LYS:HZ1	1	1.71
(1,33)	1:A:55:SER:OG	2:B:79:LYS:HZ2	1	1.71
(1,33)	1:A:55:SER:OG	2:B:79:LYS:HZ3	1	1.71
(1,33)	1:A:55:SER:OG	2:B:79:LYS:N	1	1.71
(1,33)	1:A:55:SER:OG	2:B:79:LYS:NZ	1	1.71
(1,33)	1:A:55:SER:OG	2:B:79:LYS:O	1	1.71
(1,33)	1:A:55:SER:OG	2:B:80:ILE:C	1	1.71
(1,33)	1:A:55:SER:OG	2:B:80:ILE:CA	1	1.71
(1,33)	1:A:55:SER:OG	2:B:80:ILE:CB	1	1.71
(1,33)	1:A:55:SER:OG	2:B:80:ILE:CD1	1	1.71

*Continued on next page...*

*Continued from previous page...*

Key	Atom-1	Atom-2	Model ID	Violation (Å)
(1,33)	1:A:55:SER:OG	2:B:80:ILE:CG1	1	1.71
(1,33)	1:A:55:SER:OG	2:B:80:ILE:CG2	1	1.71
(1,33)	1:A:55:SER:OG	2:B:80:ILE:H	1	1.71
(1,33)	1:A:55:SER:OG	2:B:80:ILE:HA	1	1.71
(1,33)	1:A:55:SER:OG	2:B:80:ILE:HB	1	1.71
(1,33)	1:A:55:SER:OG	2:B:80:ILE:HD11	1	1.71
(1,33)	1:A:55:SER:OG	2:B:80:ILE:HD12	1	1.71
(1,33)	1:A:55:SER:OG	2:B:80:ILE:HD13	1	1.71
(1,33)	1:A:55:SER:OG	2:B:80:ILE:HG12	1	1.71
(1,33)	1:A:55:SER:OG	2:B:80:ILE:HG13	1	1.71
(1,33)	1:A:55:SER:OG	2:B:80:ILE:HG21	1	1.71
(1,33)	1:A:55:SER:OG	2:B:80:ILE:HG22	1	1.71
(1,33)	1:A:55:SER:OG	2:B:80:ILE:HG23	1	1.71
(1,33)	1:A:55:SER:OG	2:B:80:ILE:N	1	1.71
(1,33)	1:A:55:SER:OG	2:B:80:ILE:O	1	1.71
(1,33)	1:A:55:SER:OG	2:B:84:GLN:C	1	1.71
(1,33)	1:A:55:SER:OG	2:B:84:GLN:CA	1	1.71
(1,33)	1:A:55:SER:OG	2:B:84:GLN:CB	1	1.71
(1,33)	1:A:55:SER:OG	2:B:84:GLN:CD	1	1.71
(1,33)	1:A:55:SER:OG	2:B:84:GLN:CG	1	1.71
(1,33)	1:A:55:SER:OG	2:B:84:GLN:H	1	1.71
(1,33)	1:A:55:SER:OG	2:B:84:GLN:HA	1	1.71
(1,33)	1:A:55:SER:OG	2:B:84:GLN:HB2	1	1.71
(1,33)	1:A:55:SER:OG	2:B:84:GLN:HB3	1	1.71
(1,33)	1:A:55:SER:OG	2:B:84:GLN:HE21	1	1.71
(1,33)	1:A:55:SER:OG	2:B:84:GLN:HE22	1	1.71
(1,33)	1:A:55:SER:OG	2:B:84:GLN:HG2	1	1.71
(1,33)	1:A:55:SER:OG	2:B:84:GLN:HG3	1	1.71
(1,33)	1:A:55:SER:OG	2:B:84:GLN:N	1	1.71
(1,33)	1:A:55:SER:OG	2:B:84:GLN:NE2	1	1.71
(1,33)	1:A:55:SER:OG	2:B:84:GLN:O	1	1.71
(1,33)	1:A:55:SER:OG	2:B:84:GLN:OE1	1	1.71
(1,33)	1:A:55:SER:OG	2:B:97:THR:C	1	1.71
(1,33)	1:A:55:SER:OG	2:B:97:THR:CA	1	1.71
(1,33)	1:A:55:SER:OG	2:B:97:THR:CB	1	1.71
(1,33)	1:A:55:SER:OG	2:B:97:THR:CG2	1	1.71
(1,33)	1:A:55:SER:OG	2:B:97:THR:H	1	1.71
(1,33)	1:A:55:SER:OG	2:B:97:THR:HA	1	1.71
(1,33)	1:A:55:SER:OG	2:B:97:THR:HB	1	1.71
(1,33)	1:A:55:SER:OG	2:B:97:THR:HG1	1	1.71
(1,33)	1:A:55:SER:OG	2:B:97:THR:HG21	1	1.71
(1,33)	1:A:55:SER:OG	2:B:97:THR:HG22	1	1.71

*Continued on next page...*

*Continued from previous page...*

Key	Atom-1	Atom-2	Model ID	Violation (Å)
(1,33)	1:A:55:SER:OG	2:B:97:THR:HG23	1	1.71
(1,33)	1:A:55:SER:OG	2:B:97:THR:N	1	1.71
(1,33)	1:A:55:SER:OG	2:B:97:THR:O	1	1.71
(1,33)	1:A:55:SER:OG	2:B:97:THR:OG1	1	1.71
(1,33)	1:A:55:SER:OG	2:B:99:HIS:C	1	1.71
(1,33)	1:A:55:SER:OG	2:B:99:HIS:CA	1	1.71
(1,33)	1:A:55:SER:OG	2:B:99:HIS:CB	1	1.71
(1,33)	1:A:55:SER:OG	2:B:99:HIS:CD2	1	1.71
(1,33)	1:A:55:SER:OG	2:B:99:HIS:CE1	1	1.71
(1,33)	1:A:55:SER:OG	2:B:99:HIS:CG	1	1.71
(1,33)	1:A:55:SER:OG	2:B:99:HIS:H	1	1.71
(1,33)	1:A:55:SER:OG	2:B:99:HIS:HA	1	1.71
(1,33)	1:A:55:SER:OG	2:B:99:HIS:HB2	1	1.71
(1,33)	1:A:55:SER:OG	2:B:99:HIS:HB3	1	1.71
(1,33)	1:A:55:SER:OG	2:B:99:HIS:HD1	1	1.71
(1,33)	1:A:55:SER:OG	2:B:99:HIS:HD2	1	1.71
(1,33)	1:A:55:SER:OG	2:B:99:HIS:HE1	1	1.71
(1,33)	1:A:55:SER:OG	2:B:99:HIS:HE2	1	1.71
(1,33)	1:A:55:SER:OG	2:B:99:HIS:N	1	1.71
(1,33)	1:A:55:SER:OG	2:B:99:HIS:ND1	1	1.71
(1,33)	1:A:55:SER:OG	2:B:99:HIS:NE2	1	1.71
(1,33)	1:A:55:SER:OG	2:B:99:HIS:O	1	1.71
(1,33)	1:A:55:SER:OG	2:B:101:VAL:C	1	1.71
(1,33)	1:A:55:SER:OG	2:B:101:VAL:CA	1	1.71
(1,33)	1:A:55:SER:OG	2:B:101:VAL:CB	1	1.71
(1,33)	1:A:55:SER:OG	2:B:101:VAL:CG1	1	1.71
(1,33)	1:A:55:SER:OG	2:B:101:VAL:CG2	1	1.71
(1,33)	1:A:55:SER:OG	2:B:101:VAL:H	1	1.71
(1,33)	1:A:55:SER:OG	2:B:101:VAL:HA	1	1.71
(1,33)	1:A:55:SER:OG	2:B:101:VAL:HB	1	1.71
(1,33)	1:A:55:SER:OG	2:B:101:VAL:HG11	1	1.71
(1,33)	1:A:55:SER:OG	2:B:101:VAL:HG12	1	1.71
(1,33)	1:A:55:SER:OG	2:B:101:VAL:HG13	1	1.71
(1,33)	1:A:55:SER:OG	2:B:101:VAL:HG21	1	1.71
(1,33)	1:A:55:SER:OG	2:B:101:VAL:HG22	1	1.71
(1,33)	1:A:55:SER:OG	2:B:101:VAL:HG23	1	1.71
(1,33)	1:A:55:SER:OG	2:B:101:VAL:N	1	1.71
(1,33)	1:A:55:SER:OG	2:B:101:VAL:O	1	1.71
(1,33)	1:A:55:SER:C	2:B:75:ILE:C	6	1.71
(1,33)	1:A:55:SER:C	2:B:75:ILE:CA	6	1.71
(1,33)	1:A:55:SER:C	2:B:75:ILE:CB	6	1.71
(1,33)	1:A:55:SER:C	2:B:75:ILE:CD1	6	1.71

*Continued on next page...*

*Continued from previous page...*

Key	Atom-1	Atom-2	Model ID	Violation (Å)
(1,33)	1:A:55:SER:C	2:B:75:ILE:CG1	6	1.71
(1,33)	1:A:55:SER:C	2:B:75:ILE:CG2	6	1.71
(1,33)	1:A:55:SER:C	2:B:75:ILE:H	6	1.71
(1,33)	1:A:55:SER:C	2:B:75:ILE:HA	6	1.71
(1,33)	1:A:55:SER:C	2:B:75:ILE:HB	6	1.71
(1,33)	1:A:55:SER:C	2:B:75:ILE:HD11	6	1.71
(1,33)	1:A:55:SER:C	2:B:75:ILE:HD12	6	1.71
(1,33)	1:A:55:SER:C	2:B:75:ILE:HD13	6	1.71
(1,33)	1:A:55:SER:C	2:B:75:ILE:HG12	6	1.71
(1,33)	1:A:55:SER:C	2:B:75:ILE:HG13	6	1.71
(1,33)	1:A:55:SER:C	2:B:75:ILE:HG21	6	1.71
(1,33)	1:A:55:SER:C	2:B:75:ILE:HG22	6	1.71
(1,33)	1:A:55:SER:C	2:B:75:ILE:HG23	6	1.71
(1,33)	1:A:55:SER:C	2:B:75:ILE:N	6	1.71
(1,33)	1:A:55:SER:C	2:B:75:ILE:O	6	1.71
(1,33)	1:A:55:SER:C	2:B:77:ALA:C	6	1.71
(1,33)	1:A:55:SER:C	2:B:77:ALA:CA	6	1.71
(1,33)	1:A:55:SER:C	2:B:77:ALA:CB	6	1.71
(1,33)	1:A:55:SER:C	2:B:77:ALA:H	6	1.71
(1,33)	1:A:55:SER:C	2:B:77:ALA:HA	6	1.71
(1,33)	1:A:55:SER:C	2:B:77:ALA:HB1	6	1.71
(1,33)	1:A:55:SER:C	2:B:77:ALA:HB2	6	1.71
(1,33)	1:A:55:SER:C	2:B:77:ALA:HB3	6	1.71
(1,33)	1:A:55:SER:C	2:B:77:ALA:N	6	1.71
(1,33)	1:A:55:SER:C	2:B:77:ALA:O	6	1.71
(1,33)	1:A:55:SER:C	2:B:78:GLY:C	6	1.71
(1,33)	1:A:55:SER:C	2:B:78:GLY:CA	6	1.71
(1,33)	1:A:55:SER:C	2:B:78:GLY:H	6	1.71
(1,33)	1:A:55:SER:C	2:B:78:GLY:HA2	6	1.71
(1,33)	1:A:55:SER:C	2:B:78:GLY:HA3	6	1.71
(1,33)	1:A:55:SER:C	2:B:78:GLY:N	6	1.71
(1,33)	1:A:55:SER:C	2:B:78:GLY:O	6	1.71
(1,33)	1:A:55:SER:C	2:B:79:LYS:C	6	1.71
(1,33)	1:A:55:SER:C	2:B:79:LYS:CA	6	1.71
(1,33)	1:A:55:SER:C	2:B:79:LYS:CB	6	1.71
(1,33)	1:A:55:SER:C	2:B:79:LYS:CD	6	1.71
(1,33)	1:A:55:SER:C	2:B:79:LYS:CE	6	1.71
(1,33)	1:A:55:SER:C	2:B:79:LYS:CG	6	1.71
(1,33)	1:A:55:SER:C	2:B:79:LYS:H	6	1.71
(1,33)	1:A:55:SER:C	2:B:79:LYS:HA	6	1.71
(1,33)	1:A:55:SER:C	2:B:79:LYS:HB2	6	1.71
(1,33)	1:A:55:SER:C	2:B:79:LYS:HB3	6	1.71

*Continued on next page...*

*Continued from previous page...*

Key	Atom-1	Atom-2	Model ID	Violation (Å)
(1,33)	1:A:55:SER:C	2:B:79:LYS:HD2	6	1.71
(1,33)	1:A:55:SER:C	2:B:79:LYS:HD3	6	1.71
(1,33)	1:A:55:SER:C	2:B:79:LYS:HE2	6	1.71
(1,33)	1:A:55:SER:C	2:B:79:LYS:HE3	6	1.71
(1,33)	1:A:55:SER:C	2:B:79:LYS:HG2	6	1.71
(1,33)	1:A:55:SER:C	2:B:79:LYS:HG3	6	1.71
(1,33)	1:A:55:SER:C	2:B:79:LYS:HZ1	6	1.71
(1,33)	1:A:55:SER:C	2:B:79:LYS:HZ2	6	1.71
(1,33)	1:A:55:SER:C	2:B:79:LYS:HZ3	6	1.71
(1,33)	1:A:55:SER:C	2:B:79:LYS:N	6	1.71
(1,33)	1:A:55:SER:C	2:B:79:LYS:NZ	6	1.71
(1,33)	1:A:55:SER:C	2:B:79:LYS:O	6	1.71
(1,33)	1:A:55:SER:C	2:B:80:ILE:C	6	1.71
(1,33)	1:A:55:SER:C	2:B:80:ILE:CA	6	1.71
(1,33)	1:A:55:SER:C	2:B:80:ILE:CB	6	1.71
(1,33)	1:A:55:SER:C	2:B:80:ILE:CD1	6	1.71
(1,33)	1:A:55:SER:C	2:B:80:ILE:CG1	6	1.71
(1,33)	1:A:55:SER:C	2:B:80:ILE:CG2	6	1.71
(1,33)	1:A:55:SER:C	2:B:80:ILE:H	6	1.71
(1,33)	1:A:55:SER:C	2:B:80:ILE:HA	6	1.71
(1,33)	1:A:55:SER:C	2:B:80:ILE:HB	6	1.71
(1,33)	1:A:55:SER:C	2:B:80:ILE:HD11	6	1.71
(1,33)	1:A:55:SER:C	2:B:80:ILE:HD12	6	1.71
(1,33)	1:A:55:SER:C	2:B:80:ILE:HD13	6	1.71
(1,33)	1:A:55:SER:C	2:B:80:ILE:HG12	6	1.71
(1,33)	1:A:55:SER:C	2:B:80:ILE:HG13	6	1.71
(1,33)	1:A:55:SER:C	2:B:80:ILE:HG21	6	1.71
(1,33)	1:A:55:SER:C	2:B:80:ILE:HG22	6	1.71
(1,33)	1:A:55:SER:C	2:B:80:ILE:HG23	6	1.71
(1,33)	1:A:55:SER:C	2:B:80:ILE:N	6	1.71
(1,33)	1:A:55:SER:C	2:B:80:ILE:O	6	1.71
(1,33)	1:A:55:SER:C	2:B:84:GLN:C	6	1.71
(1,33)	1:A:55:SER:C	2:B:84:GLN:CA	6	1.71
(1,33)	1:A:55:SER:C	2:B:84:GLN:CB	6	1.71
(1,33)	1:A:55:SER:C	2:B:84:GLN:CD	6	1.71
(1,33)	1:A:55:SER:C	2:B:84:GLN:CG	6	1.71
(1,33)	1:A:55:SER:C	2:B:84:GLN:H	6	1.71
(1,33)	1:A:55:SER:C	2:B:84:GLN:HA	6	1.71
(1,33)	1:A:55:SER:C	2:B:84:GLN:HB2	6	1.71
(1,33)	1:A:55:SER:C	2:B:84:GLN:HB3	6	1.71
(1,33)	1:A:55:SER:C	2:B:84:GLN:HE21	6	1.71
(1,33)	1:A:55:SER:C	2:B:84:GLN:HE22	6	1.71

*Continued on next page...*

*Continued from previous page...*

Key	Atom-1	Atom-2	Model ID	Violation (Å)
(1,33)	1:A:55:SER:C	2:B:84:GLN:HG2	6	1.71
(1,33)	1:A:55:SER:C	2:B:84:GLN:HG3	6	1.71
(1,33)	1:A:55:SER:C	2:B:84:GLN:N	6	1.71
(1,33)	1:A:55:SER:C	2:B:84:GLN:NE2	6	1.71
(1,33)	1:A:55:SER:C	2:B:84:GLN:O	6	1.71
(1,33)	1:A:55:SER:C	2:B:84:GLN:OE1	6	1.71
(1,33)	1:A:55:SER:C	2:B:97:THR:C	6	1.71
(1,33)	1:A:55:SER:C	2:B:97:THR:CA	6	1.71
(1,33)	1:A:55:SER:C	2:B:97:THR:CB	6	1.71
(1,33)	1:A:55:SER:C	2:B:97:THR:CG2	6	1.71
(1,33)	1:A:55:SER:C	2:B:97:THR:H	6	1.71
(1,33)	1:A:55:SER:C	2:B:97:THR:HA	6	1.71
(1,33)	1:A:55:SER:C	2:B:97:THR:HB	6	1.71
(1,33)	1:A:55:SER:C	2:B:97:THR:HG1	6	1.71
(1,33)	1:A:55:SER:C	2:B:97:THR:HG21	6	1.71
(1,33)	1:A:55:SER:C	2:B:97:THR:HG22	6	1.71
(1,33)	1:A:55:SER:C	2:B:97:THR:HG23	6	1.71
(1,33)	1:A:55:SER:C	2:B:97:THR:N	6	1.71
(1,33)	1:A:55:SER:C	2:B:97:THR:O	6	1.71
(1,33)	1:A:55:SER:C	2:B:97:THR:OG1	6	1.71
(1,33)	1:A:55:SER:C	2:B:99:HIS:C	6	1.71
(1,33)	1:A:55:SER:C	2:B:99:HIS:CA	6	1.71
(1,33)	1:A:55:SER:C	2:B:99:HIS:CB	6	1.71
(1,33)	1:A:55:SER:C	2:B:99:HIS:CD2	6	1.71
(1,33)	1:A:55:SER:C	2:B:99:HIS:CE1	6	1.71
(1,33)	1:A:55:SER:C	2:B:99:HIS:CG	6	1.71
(1,33)	1:A:55:SER:C	2:B:99:HIS:H	6	1.71
(1,33)	1:A:55:SER:C	2:B:99:HIS:HA	6	1.71
(1,33)	1:A:55:SER:C	2:B:99:HIS:HB2	6	1.71
(1,33)	1:A:55:SER:C	2:B:99:HIS:HB3	6	1.71
(1,33)	1:A:55:SER:C	2:B:99:HIS:HD1	6	1.71
(1,33)	1:A:55:SER:C	2:B:99:HIS:HD2	6	1.71
(1,33)	1:A:55:SER:C	2:B:99:HIS:HE1	6	1.71
(1,33)	1:A:55:SER:C	2:B:99:HIS:HE2	6	1.71
(1,33)	1:A:55:SER:C	2:B:99:HIS:N	6	1.71
(1,33)	1:A:55:SER:C	2:B:99:HIS:ND1	6	1.71
(1,33)	1:A:55:SER:C	2:B:99:HIS:NE2	6	1.71
(1,33)	1:A:55:SER:C	2:B:99:HIS:O	6	1.71
(1,33)	1:A:55:SER:C	2:B:101:VAL:C	6	1.71
(1,33)	1:A:55:SER:C	2:B:101:VAL:CA	6	1.71
(1,33)	1:A:55:SER:C	2:B:101:VAL:CB	6	1.71
(1,33)	1:A:55:SER:C	2:B:101:VAL:CG1	6	1.71

*Continued on next page...*



*Continued from previous page...*

Key	Atom-1	Atom-2	Model ID	Violation (Å)
(1,33)	1:A:55:SER:C	2:B:101:VAL:CG2	6	1.71
(1,33)	1:A:55:SER:C	2:B:101:VAL:H	6	1.71
(1,33)	1:A:55:SER:C	2:B:101:VAL:HA	6	1.71
(1,33)	1:A:55:SER:C	2:B:101:VAL:HB	6	1.71
(1,33)	1:A:55:SER:C	2:B:101:VAL:HG11	6	1.71
(1,33)	1:A:55:SER:C	2:B:101:VAL:HG12	6	1.71
(1,33)	1:A:55:SER:C	2:B:101:VAL:HG13	6	1.71
(1,33)	1:A:55:SER:C	2:B:101:VAL:HG21	6	1.71
(1,33)	1:A:55:SER:C	2:B:101:VAL:HG22	6	1.71
(1,33)	1:A:55:SER:C	2:B:101:VAL:HG23	6	1.71
(1,33)	1:A:55:SER:C	2:B:101:VAL:N	6	1.71
(1,33)	1:A:55:SER:C	2:B:101:VAL:O	6	1.71
(1,33)	1:A:55:SER:CA	2:B:75:ILE:C	6	1.71
(1,33)	1:A:55:SER:CA	2:B:75:ILE:CA	6	1.71
(1,33)	1:A:55:SER:CA	2:B:75:ILE:CB	6	1.71
(1,33)	1:A:55:SER:CA	2:B:75:ILE:CD1	6	1.71
(1,33)	1:A:55:SER:CA	2:B:75:ILE:CG1	6	1.71
(1,33)	1:A:55:SER:CA	2:B:75:ILE:CG2	6	1.71
(1,33)	1:A:55:SER:CA	2:B:75:ILE:H	6	1.71
(1,33)	1:A:55:SER:CA	2:B:75:ILE:HA	6	1.71
(1,33)	1:A:55:SER:CA	2:B:75:ILE:HB	6	1.71
(1,33)	1:A:55:SER:CA	2:B:75:ILE:HD11	6	1.71
(1,33)	1:A:55:SER:CA	2:B:75:ILE:HD12	6	1.71
(1,33)	1:A:55:SER:CA	2:B:75:ILE:HD13	6	1.71
(1,33)	1:A:55:SER:CA	2:B:75:ILE:HG12	6	1.71
(1,33)	1:A:55:SER:CA	2:B:75:ILE:HG13	6	1.71
(1,33)	1:A:55:SER:CA	2:B:75:ILE:HG21	6	1.71
(1,33)	1:A:55:SER:CA	2:B:75:ILE:HG22	6	1.71
(1,33)	1:A:55:SER:CA	2:B:75:ILE:HG23	6	1.71
(1,33)	1:A:55:SER:CA	2:B:75:ILE:N	6	1.71
(1,33)	1:A:55:SER:CA	2:B:75:ILE:O	6	1.71
(1,33)	1:A:55:SER:CA	2:B:77:ALA:C	6	1.71
(1,33)	1:A:55:SER:CA	2:B:77:ALA:CA	6	1.71
(1,33)	1:A:55:SER:CA	2:B:77:ALA:CB	6	1.71
(1,33)	1:A:55:SER:CA	2:B:77:ALA:H	6	1.71
(1,33)	1:A:55:SER:CA	2:B:77:ALA:HA	6	1.71
(1,33)	1:A:55:SER:CA	2:B:77:ALA:HB1	6	1.71
(1,33)	1:A:55:SER:CA	2:B:77:ALA:HB2	6	1.71
(1,33)	1:A:55:SER:CA	2:B:77:ALA:HB3	6	1.71
(1,33)	1:A:55:SER:CA	2:B:77:ALA:N	6	1.71
(1,33)	1:A:55:SER:CA	2:B:77:ALA:O	6	1.71
(1,33)	1:A:55:SER:CA	2:B:78:GLY:C	6	1.71

*Continued on next page...*

*Continued from previous page...*

Key	Atom-1	Atom-2	Model ID	Violation (Å)
(1,33)	1:A:55:SER:CA	2:B:78:GLY:CA	6	1.71
(1,33)	1:A:55:SER:CA	2:B:78:GLY:H	6	1.71
(1,33)	1:A:55:SER:CA	2:B:78:GLY:HA2	6	1.71
(1,33)	1:A:55:SER:CA	2:B:78:GLY:HA3	6	1.71
(1,33)	1:A:55:SER:CA	2:B:78:GLY:N	6	1.71
(1,33)	1:A:55:SER:CA	2:B:78:GLY:O	6	1.71
(1,33)	1:A:55:SER:CA	2:B:79:LYS:C	6	1.71
(1,33)	1:A:55:SER:CA	2:B:79:LYS:CA	6	1.71
(1,33)	1:A:55:SER:CA	2:B:79:LYS:CB	6	1.71
(1,33)	1:A:55:SER:CA	2:B:79:LYS:CD	6	1.71
(1,33)	1:A:55:SER:CA	2:B:79:LYS:CE	6	1.71
(1,33)	1:A:55:SER:CA	2:B:79:LYS:CG	6	1.71
(1,33)	1:A:55:SER:CA	2:B:79:LYS:H	6	1.71
(1,33)	1:A:55:SER:CA	2:B:79:LYS:HA	6	1.71
(1,33)	1:A:55:SER:CA	2:B:79:LYS:HB2	6	1.71
(1,33)	1:A:55:SER:CA	2:B:79:LYS:HB3	6	1.71
(1,33)	1:A:55:SER:CA	2:B:79:LYS:HD2	6	1.71
(1,33)	1:A:55:SER:CA	2:B:79:LYS:HD3	6	1.71
(1,33)	1:A:55:SER:CA	2:B:79:LYS:HE2	6	1.71
(1,33)	1:A:55:SER:CA	2:B:79:LYS:HE3	6	1.71
(1,33)	1:A:55:SER:CA	2:B:79:LYS:HG2	6	1.71
(1,33)	1:A:55:SER:CA	2:B:79:LYS:HG3	6	1.71
(1,33)	1:A:55:SER:CA	2:B:79:LYS:HZ1	6	1.71
(1,33)	1:A:55:SER:CA	2:B:79:LYS:HZ2	6	1.71
(1,33)	1:A:55:SER:CA	2:B:79:LYS:HZ3	6	1.71
(1,33)	1:A:55:SER:CA	2:B:79:LYS:N	6	1.71
(1,33)	1:A:55:SER:CA	2:B:79:LYS:NZ	6	1.71
(1,33)	1:A:55:SER:CA	2:B:79:LYS:O	6	1.71
(1,33)	1:A:55:SER:CA	2:B:80:ILE:C	6	1.71
(1,33)	1:A:55:SER:CA	2:B:80:ILE:CA	6	1.71
(1,33)	1:A:55:SER:CA	2:B:80:ILE:CB	6	1.71
(1,33)	1:A:55:SER:CA	2:B:80:ILE:CD1	6	1.71
(1,33)	1:A:55:SER:CA	2:B:80:ILE:CG1	6	1.71
(1,33)	1:A:55:SER:CA	2:B:80:ILE:CG2	6	1.71
(1,33)	1:A:55:SER:CA	2:B:80:ILE:H	6	1.71
(1,33)	1:A:55:SER:CA	2:B:80:ILE:HA	6	1.71
(1,33)	1:A:55:SER:CA	2:B:80:ILE:HB	6	1.71
(1,33)	1:A:55:SER:CA	2:B:80:ILE:HD11	6	1.71
(1,33)	1:A:55:SER:CA	2:B:80:ILE:HD12	6	1.71
(1,33)	1:A:55:SER:CA	2:B:80:ILE:HD13	6	1.71
(1,33)	1:A:55:SER:CA	2:B:80:ILE:HG12	6	1.71
(1,33)	1:A:55:SER:CA	2:B:80:ILE:HG13	6	1.71

*Continued on next page...*

*Continued from previous page...*

Key	Atom-1	Atom-2	Model ID	Violation (Å)
(1,33)	1:A:55:SER:CA	2:B:80:ILE:HG21	6	1.71
(1,33)	1:A:55:SER:CA	2:B:80:ILE:HG22	6	1.71
(1,33)	1:A:55:SER:CA	2:B:80:ILE:HG23	6	1.71
(1,33)	1:A:55:SER:CA	2:B:80:ILE:N	6	1.71
(1,33)	1:A:55:SER:CA	2:B:80:ILE:O	6	1.71
(1,33)	1:A:55:SER:CA	2:B:84:GLN:C	6	1.71
(1,33)	1:A:55:SER:CA	2:B:84:GLN:CA	6	1.71
(1,33)	1:A:55:SER:CA	2:B:84:GLN:CB	6	1.71
(1,33)	1:A:55:SER:CA	2:B:84:GLN:CD	6	1.71
(1,33)	1:A:55:SER:CA	2:B:84:GLN:CG	6	1.71
(1,33)	1:A:55:SER:CA	2:B:84:GLN:H	6	1.71
(1,33)	1:A:55:SER:CA	2:B:84:GLN:HA	6	1.71
(1,33)	1:A:55:SER:CA	2:B:84:GLN:HB2	6	1.71
(1,33)	1:A:55:SER:CA	2:B:84:GLN:HB3	6	1.71
(1,33)	1:A:55:SER:CA	2:B:84:GLN:HE21	6	1.71
(1,33)	1:A:55:SER:CA	2:B:84:GLN:HE22	6	1.71
(1,33)	1:A:55:SER:CA	2:B:84:GLN:HG2	6	1.71
(1,33)	1:A:55:SER:CA	2:B:84:GLN:HG3	6	1.71
(1,33)	1:A:55:SER:CA	2:B:84:GLN:N	6	1.71
(1,33)	1:A:55:SER:CA	2:B:84:GLN:NE2	6	1.71
(1,33)	1:A:55:SER:CA	2:B:84:GLN:O	6	1.71
(1,33)	1:A:55:SER:CA	2:B:84:GLN:OE1	6	1.71
(1,33)	1:A:55:SER:CA	2:B:97:THR:C	6	1.71
(1,33)	1:A:55:SER:CA	2:B:97:THR:CA	6	1.71
(1,33)	1:A:55:SER:CA	2:B:97:THR:CB	6	1.71
(1,33)	1:A:55:SER:CA	2:B:97:THR:CG2	6	1.71
(1,33)	1:A:55:SER:CA	2:B:97:THR:H	6	1.71
(1,33)	1:A:55:SER:CA	2:B:97:THR:HA	6	1.71
(1,33)	1:A:55:SER:CA	2:B:97:THR:HB	6	1.71
(1,33)	1:A:55:SER:CA	2:B:97:THR:HG1	6	1.71
(1,33)	1:A:55:SER:CA	2:B:97:THR:HG21	6	1.71
(1,33)	1:A:55:SER:CA	2:B:97:THR:HG22	6	1.71
(1,33)	1:A:55:SER:CA	2:B:97:THR:HG23	6	1.71
(1,33)	1:A:55:SER:CA	2:B:97:THR:N	6	1.71
(1,33)	1:A:55:SER:CA	2:B:97:THR:O	6	1.71
(1,33)	1:A:55:SER:CA	2:B:97:THR:OG1	6	1.71
(1,33)	1:A:55:SER:CA	2:B:99:HIS:C	6	1.71
(1,33)	1:A:55:SER:CA	2:B:99:HIS:CA	6	1.71
(1,33)	1:A:55:SER:CA	2:B:99:HIS:CB	6	1.71
(1,33)	1:A:55:SER:CA	2:B:99:HIS:CD2	6	1.71
(1,33)	1:A:55:SER:CA	2:B:99:HIS:CE1	6	1.71
(1,33)	1:A:55:SER:CA	2:B:99:HIS:CG	6	1.71

*Continued on next page...*

*Continued from previous page...*

Key	Atom-1	Atom-2	Model ID	Violation (Å)
(1,33)	1:A:55:SER:CA	2:B:99:HIS:H	6	1.71
(1,33)	1:A:55:SER:CA	2:B:99:HIS:HA	6	1.71
(1,33)	1:A:55:SER:CA	2:B:99:HIS:HB2	6	1.71
(1,33)	1:A:55:SER:CA	2:B:99:HIS:HB3	6	1.71
(1,33)	1:A:55:SER:CA	2:B:99:HIS:HD1	6	1.71
(1,33)	1:A:55:SER:CA	2:B:99:HIS:HD2	6	1.71
(1,33)	1:A:55:SER:CA	2:B:99:HIS:HE1	6	1.71
(1,33)	1:A:55:SER:CA	2:B:99:HIS:HE2	6	1.71
(1,33)	1:A:55:SER:CA	2:B:99:HIS:N	6	1.71
(1,33)	1:A:55:SER:CA	2:B:99:HIS:ND1	6	1.71
(1,33)	1:A:55:SER:CA	2:B:99:HIS:NE2	6	1.71
(1,33)	1:A:55:SER:CA	2:B:99:HIS:O	6	1.71
(1,33)	1:A:55:SER:CA	2:B:101:VAL:C	6	1.71
(1,33)	1:A:55:SER:CA	2:B:101:VAL:CA	6	1.71
(1,33)	1:A:55:SER:CA	2:B:101:VAL:CB	6	1.71
(1,33)	1:A:55:SER:CA	2:B:101:VAL:CG1	6	1.71
(1,33)	1:A:55:SER:CA	2:B:101:VAL:CG2	6	1.71
(1,33)	1:A:55:SER:CA	2:B:101:VAL:H	6	1.71
(1,33)	1:A:55:SER:CA	2:B:101:VAL:HA	6	1.71
(1,33)	1:A:55:SER:CA	2:B:101:VAL:HB	6	1.71
(1,33)	1:A:55:SER:CA	2:B:101:VAL:HG11	6	1.71
(1,33)	1:A:55:SER:CA	2:B:101:VAL:HG12	6	1.71
(1,33)	1:A:55:SER:CA	2:B:101:VAL:HG13	6	1.71
(1,33)	1:A:55:SER:CA	2:B:101:VAL:HG21	6	1.71
(1,33)	1:A:55:SER:CA	2:B:101:VAL:HG22	6	1.71
(1,33)	1:A:55:SER:CA	2:B:101:VAL:HG23	6	1.71
(1,33)	1:A:55:SER:CA	2:B:101:VAL:N	6	1.71
(1,33)	1:A:55:SER:CA	2:B:101:VAL:O	6	1.71
(1,33)	1:A:55:SER:CB	2:B:75:ILE:C	6	1.71
(1,33)	1:A:55:SER:CB	2:B:75:ILE:CA	6	1.71
(1,33)	1:A:55:SER:CB	2:B:75:ILE:CB	6	1.71
(1,33)	1:A:55:SER:CB	2:B:75:ILE:CD1	6	1.71
(1,33)	1:A:55:SER:CB	2:B:75:ILE:CG1	6	1.71
(1,33)	1:A:55:SER:CB	2:B:75:ILE:CG2	6	1.71
(1,33)	1:A:55:SER:CB	2:B:75:ILE:H	6	1.71
(1,33)	1:A:55:SER:CB	2:B:75:ILE:HA	6	1.71
(1,33)	1:A:55:SER:CB	2:B:75:ILE:HB	6	1.71
(1,33)	1:A:55:SER:CB	2:B:75:ILE:HD11	6	1.71
(1,33)	1:A:55:SER:CB	2:B:75:ILE:HD12	6	1.71
(1,33)	1:A:55:SER:CB	2:B:75:ILE:HD13	6	1.71
(1,33)	1:A:55:SER:CB	2:B:75:ILE:HG12	6	1.71
(1,33)	1:A:55:SER:CB	2:B:75:ILE:HG13	6	1.71

*Continued on next page...*

*Continued from previous page...*

Key	Atom-1	Atom-2	Model ID	Violation (Å)
(1,33)	1:A:55:SER:CB	2:B:75:ILE:HG21	6	1.71
(1,33)	1:A:55:SER:CB	2:B:75:ILE:HG22	6	1.71
(1,33)	1:A:55:SER:CB	2:B:75:ILE:HG23	6	1.71
(1,33)	1:A:55:SER:CB	2:B:75:ILE:N	6	1.71
(1,33)	1:A:55:SER:CB	2:B:75:ILE:O	6	1.71
(1,33)	1:A:55:SER:CB	2:B:77:ALA:C	6	1.71
(1,33)	1:A:55:SER:CB	2:B:77:ALA:CA	6	1.71
(1,33)	1:A:55:SER:CB	2:B:77:ALA:CB	6	1.71
(1,33)	1:A:55:SER:CB	2:B:77:ALA:H	6	1.71
(1,33)	1:A:55:SER:CB	2:B:77:ALA:HA	6	1.71
(1,33)	1:A:55:SER:CB	2:B:77:ALA:HB1	6	1.71
(1,33)	1:A:55:SER:CB	2:B:77:ALA:HB2	6	1.71
(1,33)	1:A:55:SER:CB	2:B:77:ALA:HB3	6	1.71
(1,33)	1:A:55:SER:CB	2:B:77:ALA:N	6	1.71
(1,33)	1:A:55:SER:CB	2:B:77:ALA:O	6	1.71
(1,33)	1:A:55:SER:CB	2:B:78:GLY:C	6	1.71
(1,33)	1:A:55:SER:CB	2:B:78:GLY:CA	6	1.71
(1,33)	1:A:55:SER:CB	2:B:78:GLY:H	6	1.71
(1,33)	1:A:55:SER:CB	2:B:78:GLY:HA2	6	1.71
(1,33)	1:A:55:SER:CB	2:B:78:GLY:HA3	6	1.71
(1,33)	1:A:55:SER:CB	2:B:78:GLY:N	6	1.71
(1,33)	1:A:55:SER:CB	2:B:78:GLY:O	6	1.71
(1,33)	1:A:55:SER:CB	2:B:79:LYS:C	6	1.71
(1,33)	1:A:55:SER:CB	2:B:79:LYS:CA	6	1.71
(1,33)	1:A:55:SER:CB	2:B:79:LYS:CB	6	1.71
(1,33)	1:A:55:SER:CB	2:B:79:LYS:CD	6	1.71
(1,33)	1:A:55:SER:CB	2:B:79:LYS:CE	6	1.71
(1,33)	1:A:55:SER:CB	2:B:79:LYS:CG	6	1.71
(1,33)	1:A:55:SER:CB	2:B:79:LYS:H	6	1.71
(1,33)	1:A:55:SER:CB	2:B:79:LYS:HA	6	1.71
(1,33)	1:A:55:SER:CB	2:B:79:LYS:HB2	6	1.71
(1,33)	1:A:55:SER:CB	2:B:79:LYS:HB3	6	1.71
(1,33)	1:A:55:SER:CB	2:B:79:LYS:HD2	6	1.71
(1,33)	1:A:55:SER:CB	2:B:79:LYS:HD3	6	1.71
(1,33)	1:A:55:SER:CB	2:B:79:LYS:HE2	6	1.71
(1,33)	1:A:55:SER:CB	2:B:79:LYS:HE3	6	1.71
(1,33)	1:A:55:SER:CB	2:B:79:LYS:HG2	6	1.71
(1,33)	1:A:55:SER:CB	2:B:79:LYS:HG3	6	1.71
(1,33)	1:A:55:SER:CB	2:B:79:LYS:HZ1	6	1.71
(1,33)	1:A:55:SER:CB	2:B:79:LYS:HZ2	6	1.71
(1,33)	1:A:55:SER:CB	2:B:79:LYS:HZ3	6	1.71
(1,33)	1:A:55:SER:CB	2:B:79:LYS:N	6	1.71

*Continued on next page...*

*Continued from previous page...*

Key	Atom-1	Atom-2	Model ID	Violation (Å)
(1,33)	1:A:55:SER:CB	2:B:79:LYS:NZ	6	1.71
(1,33)	1:A:55:SER:CB	2:B:79:LYS:O	6	1.71
(1,33)	1:A:55:SER:CB	2:B:80:ILE:C	6	1.71
(1,33)	1:A:55:SER:CB	2:B:80:ILE:CA	6	1.71
(1,33)	1:A:55:SER:CB	2:B:80:ILE:CB	6	1.71
(1,33)	1:A:55:SER:CB	2:B:80:ILE:CD1	6	1.71
(1,33)	1:A:55:SER:CB	2:B:80:ILE:CG1	6	1.71
(1,33)	1:A:55:SER:CB	2:B:80:ILE:CG2	6	1.71
(1,33)	1:A:55:SER:CB	2:B:80:ILE:H	6	1.71
(1,33)	1:A:55:SER:CB	2:B:80:ILE:HA	6	1.71
(1,33)	1:A:55:SER:CB	2:B:80:ILE:HB	6	1.71
(1,33)	1:A:55:SER:CB	2:B:80:ILE:HD11	6	1.71
(1,33)	1:A:55:SER:CB	2:B:80:ILE:HD12	6	1.71
(1,33)	1:A:55:SER:CB	2:B:80:ILE:HD13	6	1.71
(1,33)	1:A:55:SER:CB	2:B:80:ILE:HG12	6	1.71
(1,33)	1:A:55:SER:CB	2:B:80:ILE:HG13	6	1.71
(1,33)	1:A:55:SER:CB	2:B:80:ILE:HG21	6	1.71
(1,33)	1:A:55:SER:CB	2:B:80:ILE:HG22	6	1.71
(1,33)	1:A:55:SER:CB	2:B:80:ILE:HG23	6	1.71
(1,33)	1:A:55:SER:CB	2:B:80:ILE:N	6	1.71
(1,33)	1:A:55:SER:CB	2:B:80:ILE:O	6	1.71
(1,33)	1:A:55:SER:CB	2:B:84:GLN:C	6	1.71
(1,33)	1:A:55:SER:CB	2:B:84:GLN:CA	6	1.71
(1,33)	1:A:55:SER:CB	2:B:84:GLN:CB	6	1.71
(1,33)	1:A:55:SER:CB	2:B:84:GLN:CD	6	1.71
(1,33)	1:A:55:SER:CB	2:B:84:GLN:CG	6	1.71
(1,33)	1:A:55:SER:CB	2:B:84:GLN:H	6	1.71
(1,33)	1:A:55:SER:CB	2:B:84:GLN:HA	6	1.71
(1,33)	1:A:55:SER:CB	2:B:84:GLN:HB2	6	1.71
(1,33)	1:A:55:SER:CB	2:B:84:GLN:HB3	6	1.71
(1,33)	1:A:55:SER:CB	2:B:84:GLN:HE21	6	1.71
(1,33)	1:A:55:SER:CB	2:B:84:GLN:HE22	6	1.71
(1,33)	1:A:55:SER:CB	2:B:84:GLN:HG2	6	1.71
(1,33)	1:A:55:SER:CB	2:B:84:GLN:HG3	6	1.71
(1,33)	1:A:55:SER:CB	2:B:84:GLN:N	6	1.71
(1,33)	1:A:55:SER:CB	2:B:84:GLN:NE2	6	1.71
(1,33)	1:A:55:SER:CB	2:B:84:GLN:O	6	1.71
(1,33)	1:A:55:SER:CB	2:B:84:GLN:OE1	6	1.71
(1,33)	1:A:55:SER:CB	2:B:97:THR:C	6	1.71
(1,33)	1:A:55:SER:CB	2:B:97:THR:CA	6	1.71
(1,33)	1:A:55:SER:CB	2:B:97:THR:CB	6	1.71
(1,33)	1:A:55:SER:CB	2:B:97:THR:CG2	6	1.71

*Continued on next page...*

*Continued from previous page...*

Key	Atom-1	Atom-2	Model ID	Violation (Å)
(1,33)	1:A:55:SER:CB	2:B:97:THR:H	6	1.71
(1,33)	1:A:55:SER:CB	2:B:97:THR:HA	6	1.71
(1,33)	1:A:55:SER:CB	2:B:97:THR:HB	6	1.71
(1,33)	1:A:55:SER:CB	2:B:97:THR:HG1	6	1.71
(1,33)	1:A:55:SER:CB	2:B:97:THR:HG21	6	1.71
(1,33)	1:A:55:SER:CB	2:B:97:THR:HG22	6	1.71
(1,33)	1:A:55:SER:CB	2:B:97:THR:HG23	6	1.71
(1,33)	1:A:55:SER:CB	2:B:97:THR:N	6	1.71
(1,33)	1:A:55:SER:CB	2:B:97:THR:O	6	1.71
(1,33)	1:A:55:SER:CB	2:B:97:THR:OG1	6	1.71
(1,33)	1:A:55:SER:CB	2:B:99:HIS:C	6	1.71
(1,33)	1:A:55:SER:CB	2:B:99:HIS:CA	6	1.71
(1,33)	1:A:55:SER:CB	2:B:99:HIS:CB	6	1.71
(1,33)	1:A:55:SER:CB	2:B:99:HIS:CD2	6	1.71
(1,33)	1:A:55:SER:CB	2:B:99:HIS:CE1	6	1.71
(1,33)	1:A:55:SER:CB	2:B:99:HIS:CG	6	1.71
(1,33)	1:A:55:SER:CB	2:B:99:HIS:H	6	1.71
(1,33)	1:A:55:SER:CB	2:B:99:HIS:HA	6	1.71
(1,33)	1:A:55:SER:CB	2:B:99:HIS:HB2	6	1.71
(1,33)	1:A:55:SER:CB	2:B:99:HIS:HB3	6	1.71
(1,33)	1:A:55:SER:CB	2:B:99:HIS:HD1	6	1.71
(1,33)	1:A:55:SER:CB	2:B:99:HIS:HD2	6	1.71
(1,33)	1:A:55:SER:CB	2:B:99:HIS:HE1	6	1.71
(1,33)	1:A:55:SER:CB	2:B:99:HIS:HE2	6	1.71
(1,33)	1:A:55:SER:CB	2:B:99:HIS:N	6	1.71
(1,33)	1:A:55:SER:CB	2:B:99:HIS:ND1	6	1.71
(1,33)	1:A:55:SER:CB	2:B:99:HIS:NE2	6	1.71
(1,33)	1:A:55:SER:CB	2:B:99:HIS:O	6	1.71
(1,33)	1:A:55:SER:CB	2:B:101:VAL:C	6	1.71
(1,33)	1:A:55:SER:CB	2:B:101:VAL:CA	6	1.71
(1,33)	1:A:55:SER:CB	2:B:101:VAL:CB	6	1.71
(1,33)	1:A:55:SER:CB	2:B:101:VAL:CG1	6	1.71
(1,33)	1:A:55:SER:CB	2:B:101:VAL:CG2	6	1.71
(1,33)	1:A:55:SER:CB	2:B:101:VAL:H	6	1.71
(1,33)	1:A:55:SER:CB	2:B:101:VAL:HA	6	1.71
(1,33)	1:A:55:SER:CB	2:B:101:VAL:HB	6	1.71
(1,33)	1:A:55:SER:CB	2:B:101:VAL:HG11	6	1.71
(1,33)	1:A:55:SER:CB	2:B:101:VAL:HG12	6	1.71
(1,33)	1:A:55:SER:CB	2:B:101:VAL:HG13	6	1.71
(1,33)	1:A:55:SER:CB	2:B:101:VAL:HG21	6	1.71
(1,33)	1:A:55:SER:CB	2:B:101:VAL:HG22	6	1.71
(1,33)	1:A:55:SER:CB	2:B:101:VAL:HG23	6	1.71

*Continued on next page...*

*Continued from previous page...*

Key	Atom-1	Atom-2	Model ID	Violation (Å)
(1,33)	1:A:55:SER:CB	2:B:101:VAL:N	6	1.71
(1,33)	1:A:55:SER:CB	2:B:101:VAL:O	6	1.71
(1,33)	1:A:55:SER:H	2:B:75:ILE:C	6	1.71
(1,33)	1:A:55:SER:H	2:B:75:ILE:CA	6	1.71
(1,33)	1:A:55:SER:H	2:B:75:ILE:CB	6	1.71
(1,33)	1:A:55:SER:H	2:B:75:ILE:CD1	6	1.71
(1,33)	1:A:55:SER:H	2:B:75:ILE:CG1	6	1.71
(1,33)	1:A:55:SER:H	2:B:75:ILE:CG2	6	1.71
(1,33)	1:A:55:SER:H	2:B:75:ILE:H	6	1.71
(1,33)	1:A:55:SER:H	2:B:75:ILE:HA	6	1.71
(1,33)	1:A:55:SER:H	2:B:75:ILE:HB	6	1.71
(1,33)	1:A:55:SER:H	2:B:75:ILE:HD11	6	1.71
(1,33)	1:A:55:SER:H	2:B:75:ILE:HD12	6	1.71
(1,33)	1:A:55:SER:H	2:B:75:ILE:HD13	6	1.71
(1,33)	1:A:55:SER:H	2:B:75:ILE:HG12	6	1.71
(1,33)	1:A:55:SER:H	2:B:75:ILE:HG13	6	1.71
(1,33)	1:A:55:SER:H	2:B:75:ILE:HG21	6	1.71
(1,33)	1:A:55:SER:H	2:B:75:ILE:HG22	6	1.71
(1,33)	1:A:55:SER:H	2:B:75:ILE:HG23	6	1.71
(1,33)	1:A:55:SER:H	2:B:75:ILE:N	6	1.71
(1,33)	1:A:55:SER:H	2:B:75:ILE:O	6	1.71
(1,33)	1:A:55:SER:H	2:B:77:ALA:C	6	1.71
(1,33)	1:A:55:SER:H	2:B:77:ALA:CA	6	1.71
(1,33)	1:A:55:SER:H	2:B:77:ALA:CB	6	1.71
(1,33)	1:A:55:SER:H	2:B:77:ALA:H	6	1.71
(1,33)	1:A:55:SER:H	2:B:77:ALA:HA	6	1.71
(1,33)	1:A:55:SER:H	2:B:77:ALA:HB1	6	1.71
(1,33)	1:A:55:SER:H	2:B:77:ALA:HB2	6	1.71
(1,33)	1:A:55:SER:H	2:B:77:ALA:HB3	6	1.71
(1,33)	1:A:55:SER:H	2:B:77:ALA:N	6	1.71
(1,33)	1:A:55:SER:H	2:B:77:ALA:O	6	1.71
(1,33)	1:A:55:SER:H	2:B:78:GLY:C	6	1.71
(1,33)	1:A:55:SER:H	2:B:78:GLY:CA	6	1.71
(1,33)	1:A:55:SER:H	2:B:78:GLY:H	6	1.71
(1,33)	1:A:55:SER:H	2:B:78:GLY:HA2	6	1.71
(1,33)	1:A:55:SER:H	2:B:78:GLY:HA3	6	1.71
(1,33)	1:A:55:SER:H	2:B:78:GLY:N	6	1.71
(1,33)	1:A:55:SER:H	2:B:78:GLY:O	6	1.71
(1,33)	1:A:55:SER:H	2:B:79:LYS:C	6	1.71
(1,33)	1:A:55:SER:H	2:B:79:LYS:CA	6	1.71
(1,33)	1:A:55:SER:H	2:B:79:LYS:CB	6	1.71
(1,33)	1:A:55:SER:H	2:B:79:LYS:CD	6	1.71

*Continued on next page...*



*Continued from previous page...*

Key	Atom-1	Atom-2	Model ID	Violation (Å)
(1,33)	1:A:55:SER:H	2:B:79:LYS:CE	6	1.71
(1,33)	1:A:55:SER:H	2:B:79:LYS:CG	6	1.71
(1,33)	1:A:55:SER:H	2:B:79:LYS:H	6	1.71
(1,33)	1:A:55:SER:H	2:B:79:LYS:HA	6	1.71
(1,33)	1:A:55:SER:H	2:B:79:LYS:HB2	6	1.71
(1,33)	1:A:55:SER:H	2:B:79:LYS:HB3	6	1.71
(1,33)	1:A:55:SER:H	2:B:79:LYS:HD2	6	1.71
(1,33)	1:A:55:SER:H	2:B:79:LYS:HD3	6	1.71
(1,33)	1:A:55:SER:H	2:B:79:LYS:HE2	6	1.71
(1,33)	1:A:55:SER:H	2:B:79:LYS:HE3	6	1.71
(1,33)	1:A:55:SER:H	2:B:79:LYS:HG2	6	1.71
(1,33)	1:A:55:SER:H	2:B:79:LYS:HG3	6	1.71
(1,33)	1:A:55:SER:H	2:B:79:LYS:HZ1	6	1.71
(1,33)	1:A:55:SER:H	2:B:79:LYS:HZ2	6	1.71
(1,33)	1:A:55:SER:H	2:B:79:LYS:HZ3	6	1.71
(1,33)	1:A:55:SER:H	2:B:79:LYS:N	6	1.71
(1,33)	1:A:55:SER:H	2:B:79:LYS:NZ	6	1.71
(1,33)	1:A:55:SER:H	2:B:79:LYS:O	6	1.71
(1,33)	1:A:55:SER:H	2:B:80:ILE:C	6	1.71
(1,33)	1:A:55:SER:H	2:B:80:ILE:CA	6	1.71
(1,33)	1:A:55:SER:H	2:B:80:ILE:CB	6	1.71
(1,33)	1:A:55:SER:H	2:B:80:ILE:CD1	6	1.71
(1,33)	1:A:55:SER:H	2:B:80:ILE:CG1	6	1.71
(1,33)	1:A:55:SER:H	2:B:80:ILE:CG2	6	1.71
(1,33)	1:A:55:SER:H	2:B:80:ILE:H	6	1.71
(1,33)	1:A:55:SER:H	2:B:80:ILE:HA	6	1.71
(1,33)	1:A:55:SER:H	2:B:80:ILE:HB	6	1.71
(1,33)	1:A:55:SER:H	2:B:80:ILE:HD11	6	1.71
(1,33)	1:A:55:SER:H	2:B:80:ILE:HD12	6	1.71
(1,33)	1:A:55:SER:H	2:B:80:ILE:HD13	6	1.71
(1,33)	1:A:55:SER:H	2:B:80:ILE:HG12	6	1.71
(1,33)	1:A:55:SER:H	2:B:80:ILE:HG13	6	1.71
(1,33)	1:A:55:SER:H	2:B:80:ILE:HG21	6	1.71
(1,33)	1:A:55:SER:H	2:B:80:ILE:HG22	6	1.71
(1,33)	1:A:55:SER:H	2:B:80:ILE:HG23	6	1.71
(1,33)	1:A:55:SER:H	2:B:80:ILE:N	6	1.71
(1,33)	1:A:55:SER:H	2:B:80:ILE:O	6	1.71
(1,33)	1:A:55:SER:H	2:B:84:GLN:C	6	1.71
(1,33)	1:A:55:SER:H	2:B:84:GLN:CA	6	1.71
(1,33)	1:A:55:SER:H	2:B:84:GLN:CB	6	1.71
(1,33)	1:A:55:SER:H	2:B:84:GLN:CD	6	1.71
(1,33)	1:A:55:SER:H	2:B:84:GLN:CG	6	1.71

*Continued on next page...*

*Continued from previous page...*

Key	Atom-1	Atom-2	Model ID	Violation (Å)
(1,33)	1:A:55:SER:H	2:B:84:GLN:H	6	1.71
(1,33)	1:A:55:SER:H	2:B:84:GLN:HA	6	1.71
(1,33)	1:A:55:SER:H	2:B:84:GLN:HB2	6	1.71
(1,33)	1:A:55:SER:H	2:B:84:GLN:HB3	6	1.71
(1,33)	1:A:55:SER:H	2:B:84:GLN:HE21	6	1.71
(1,33)	1:A:55:SER:H	2:B:84:GLN:HE22	6	1.71
(1,33)	1:A:55:SER:H	2:B:84:GLN:HG2	6	1.71
(1,33)	1:A:55:SER:H	2:B:84:GLN:HG3	6	1.71
(1,33)	1:A:55:SER:H	2:B:84:GLN:N	6	1.71
(1,33)	1:A:55:SER:H	2:B:84:GLN:NE2	6	1.71
(1,33)	1:A:55:SER:H	2:B:84:GLN:O	6	1.71
(1,33)	1:A:55:SER:H	2:B:84:GLN:OE1	6	1.71
(1,33)	1:A:55:SER:H	2:B:97:THR:C	6	1.71
(1,33)	1:A:55:SER:H	2:B:97:THR:CA	6	1.71
(1,33)	1:A:55:SER:H	2:B:97:THR:CB	6	1.71
(1,33)	1:A:55:SER:H	2:B:97:THR:CG2	6	1.71
(1,33)	1:A:55:SER:H	2:B:97:THR:H	6	1.71
(1,33)	1:A:55:SER:H	2:B:97:THR:HA	6	1.71
(1,33)	1:A:55:SER:H	2:B:97:THR:HB	6	1.71
(1,33)	1:A:55:SER:H	2:B:97:THR:HG1	6	1.71
(1,33)	1:A:55:SER:H	2:B:97:THR:HG21	6	1.71
(1,33)	1:A:55:SER:H	2:B:97:THR:HG22	6	1.71
(1,33)	1:A:55:SER:H	2:B:97:THR:HG23	6	1.71
(1,33)	1:A:55:SER:H	2:B:97:THR:N	6	1.71
(1,33)	1:A:55:SER:H	2:B:97:THR:O	6	1.71
(1,33)	1:A:55:SER:H	2:B:97:THR:OG1	6	1.71
(1,33)	1:A:55:SER:H	2:B:99:HIS:C	6	1.71
(1,33)	1:A:55:SER:H	2:B:99:HIS:CA	6	1.71
(1,33)	1:A:55:SER:H	2:B:99:HIS:CB	6	1.71
(1,33)	1:A:55:SER:H	2:B:99:HIS:CD2	6	1.71
(1,33)	1:A:55:SER:H	2:B:99:HIS:CE1	6	1.71
(1,33)	1:A:55:SER:H	2:B:99:HIS:CG	6	1.71
(1,33)	1:A:55:SER:H	2:B:99:HIS:H	6	1.71
(1,33)	1:A:55:SER:H	2:B:99:HIS:HA	6	1.71
(1,33)	1:A:55:SER:H	2:B:99:HIS:HB2	6	1.71
(1,33)	1:A:55:SER:H	2:B:99:HIS:HB3	6	1.71
(1,33)	1:A:55:SER:H	2:B:99:HIS:HD1	6	1.71
(1,33)	1:A:55:SER:H	2:B:99:HIS:HD2	6	1.71
(1,33)	1:A:55:SER:H	2:B:99:HIS:HE1	6	1.71
(1,33)	1:A:55:SER:H	2:B:99:HIS:HE2	6	1.71
(1,33)	1:A:55:SER:H	2:B:99:HIS:N	6	1.71
(1,33)	1:A:55:SER:H	2:B:99:HIS:ND1	6	1.71

*Continued on next page...*

*Continued from previous page...*

Key	Atom-1	Atom-2	Model ID	Violation (Å)
(1,33)	1:A:55:SER:H	2:B:99:HIS:NE2	6	1.71
(1,33)	1:A:55:SER:H	2:B:99:HIS:O	6	1.71
(1,33)	1:A:55:SER:H	2:B:101:VAL:C	6	1.71
(1,33)	1:A:55:SER:H	2:B:101:VAL:CA	6	1.71
(1,33)	1:A:55:SER:H	2:B:101:VAL:CB	6	1.71
(1,33)	1:A:55:SER:H	2:B:101:VAL:CG1	6	1.71
(1,33)	1:A:55:SER:H	2:B:101:VAL:CG2	6	1.71
(1,33)	1:A:55:SER:H	2:B:101:VAL:H	6	1.71
(1,33)	1:A:55:SER:H	2:B:101:VAL:HA	6	1.71
(1,33)	1:A:55:SER:H	2:B:101:VAL:HB	6	1.71
(1,33)	1:A:55:SER:H	2:B:101:VAL:HG11	6	1.71
(1,33)	1:A:55:SER:H	2:B:101:VAL:HG12	6	1.71
(1,33)	1:A:55:SER:H	2:B:101:VAL:HG13	6	1.71
(1,33)	1:A:55:SER:H	2:B:101:VAL:HG21	6	1.71
(1,33)	1:A:55:SER:H	2:B:101:VAL:HG22	6	1.71
(1,33)	1:A:55:SER:H	2:B:101:VAL:HG23	6	1.71
(1,33)	1:A:55:SER:H	2:B:101:VAL:N	6	1.71
(1,33)	1:A:55:SER:H	2:B:101:VAL:O	6	1.71
(1,33)	1:A:55:SER:HA	2:B:75:ILE:C	6	1.71
(1,33)	1:A:55:SER:HA	2:B:75:ILE:CA	6	1.71
(1,33)	1:A:55:SER:HA	2:B:75:ILE:CB	6	1.71
(1,33)	1:A:55:SER:HA	2:B:75:ILE:CD1	6	1.71
(1,33)	1:A:55:SER:HA	2:B:75:ILE:CG1	6	1.71
(1,33)	1:A:55:SER:HA	2:B:75:ILE:CG2	6	1.71
(1,33)	1:A:55:SER:HA	2:B:75:ILE:H	6	1.71
(1,33)	1:A:55:SER:HA	2:B:75:ILE:HA	6	1.71
(1,33)	1:A:55:SER:HA	2:B:75:ILE:HB	6	1.71
(1,33)	1:A:55:SER:HA	2:B:75:ILE:HD11	6	1.71
(1,33)	1:A:55:SER:HA	2:B:75:ILE:HD12	6	1.71
(1,33)	1:A:55:SER:HA	2:B:75:ILE:HD13	6	1.71
(1,33)	1:A:55:SER:HA	2:B:75:ILE:HG12	6	1.71
(1,33)	1:A:55:SER:HA	2:B:75:ILE:HG13	6	1.71
(1,33)	1:A:55:SER:HA	2:B:75:ILE:HG21	6	1.71
(1,33)	1:A:55:SER:HA	2:B:75:ILE:HG22	6	1.71
(1,33)	1:A:55:SER:HA	2:B:75:ILE:HG23	6	1.71
(1,33)	1:A:55:SER:HA	2:B:75:ILE:N	6	1.71
(1,33)	1:A:55:SER:HA	2:B:75:ILE:O	6	1.71
(1,33)	1:A:55:SER:HA	2:B:77:ALA:C	6	1.71
(1,33)	1:A:55:SER:HA	2:B:77:ALA:CA	6	1.71
(1,33)	1:A:55:SER:HA	2:B:77:ALA:CB	6	1.71
(1,33)	1:A:55:SER:HA	2:B:77:ALA:H	6	1.71
(1,33)	1:A:55:SER:HA	2:B:77:ALA:HA	6	1.71

*Continued on next page...*

*Continued from previous page...*

Key	Atom-1	Atom-2	Model ID	Violation (Å)
(1,33)	1:A:55:SER:HA	2:B:77:ALA:HB1	6	1.71
(1,33)	1:A:55:SER:HA	2:B:77:ALA:HB2	6	1.71
(1,33)	1:A:55:SER:HA	2:B:77:ALA:HB3	6	1.71
(1,33)	1:A:55:SER:HA	2:B:77:ALA:N	6	1.71
(1,33)	1:A:55:SER:HA	2:B:77:ALA:O	6	1.71
(1,33)	1:A:55:SER:HA	2:B:78:GLY:C	6	1.71
(1,33)	1:A:55:SER:HA	2:B:78:GLY:CA	6	1.71
(1,33)	1:A:55:SER:HA	2:B:78:GLY:H	6	1.71
(1,33)	1:A:55:SER:HA	2:B:78:GLY:HA2	6	1.71
(1,33)	1:A:55:SER:HA	2:B:78:GLY:HA3	6	1.71
(1,33)	1:A:55:SER:HA	2:B:78:GLY:N	6	1.71
(1,33)	1:A:55:SER:HA	2:B:78:GLY:O	6	1.71
(1,33)	1:A:55:SER:HA	2:B:79:LYS:C	6	1.71
(1,33)	1:A:55:SER:HA	2:B:79:LYS:CA	6	1.71
(1,33)	1:A:55:SER:HA	2:B:79:LYS:CB	6	1.71
(1,33)	1:A:55:SER:HA	2:B:79:LYS:CD	6	1.71
(1,33)	1:A:55:SER:HA	2:B:79:LYS:CE	6	1.71
(1,33)	1:A:55:SER:HA	2:B:79:LYS:CG	6	1.71
(1,33)	1:A:55:SER:HA	2:B:79:LYS:H	6	1.71
(1,33)	1:A:55:SER:HA	2:B:79:LYS:HA	6	1.71
(1,33)	1:A:55:SER:HA	2:B:79:LYS:HB2	6	1.71
(1,33)	1:A:55:SER:HA	2:B:79:LYS:HB3	6	1.71
(1,33)	1:A:55:SER:HA	2:B:79:LYS:HD2	6	1.71
(1,33)	1:A:55:SER:HA	2:B:79:LYS:HD3	6	1.71
(1,33)	1:A:55:SER:HA	2:B:79:LYS:HE2	6	1.71
(1,33)	1:A:55:SER:HA	2:B:79:LYS:HE3	6	1.71
(1,33)	1:A:55:SER:HA	2:B:79:LYS:HG2	6	1.71
(1,33)	1:A:55:SER:HA	2:B:79:LYS:HG3	6	1.71
(1,33)	1:A:55:SER:HA	2:B:79:LYS:HZ1	6	1.71
(1,33)	1:A:55:SER:HA	2:B:79:LYS:HZ2	6	1.71
(1,33)	1:A:55:SER:HA	2:B:79:LYS:HZ3	6	1.71
(1,33)	1:A:55:SER:HA	2:B:79:LYS:N	6	1.71
(1,33)	1:A:55:SER:HA	2:B:79:LYS:NZ	6	1.71
(1,33)	1:A:55:SER:HA	2:B:79:LYS:O	6	1.71
(1,33)	1:A:55:SER:HA	2:B:80:ILE:C	6	1.71
(1,33)	1:A:55:SER:HA	2:B:80:ILE:CA	6	1.71
(1,33)	1:A:55:SER:HA	2:B:80:ILE:CB	6	1.71
(1,33)	1:A:55:SER:HA	2:B:80:ILE:CD1	6	1.71
(1,33)	1:A:55:SER:HA	2:B:80:ILE:CG1	6	1.71
(1,33)	1:A:55:SER:HA	2:B:80:ILE:CG2	6	1.71
(1,33)	1:A:55:SER:HA	2:B:80:ILE:H	6	1.71
(1,33)	1:A:55:SER:HA	2:B:80:ILE:HA	6	1.71

*Continued on next page...*

*Continued from previous page...*

Key	Atom-1	Atom-2	Model ID	Violation (Å)
(1,33)	1:A:55:SER:HA	2:B:80:ILE:HB	6	1.71
(1,33)	1:A:55:SER:HA	2:B:80:ILE:HD11	6	1.71
(1,33)	1:A:55:SER:HA	2:B:80:ILE:HD12	6	1.71
(1,33)	1:A:55:SER:HA	2:B:80:ILE:HD13	6	1.71
(1,33)	1:A:55:SER:HA	2:B:80:ILE:HG12	6	1.71
(1,33)	1:A:55:SER:HA	2:B:80:ILE:HG13	6	1.71
(1,33)	1:A:55:SER:HA	2:B:80:ILE:HG21	6	1.71
(1,33)	1:A:55:SER:HA	2:B:80:ILE:HG22	6	1.71
(1,33)	1:A:55:SER:HA	2:B:80:ILE:HG23	6	1.71
(1,33)	1:A:55:SER:HA	2:B:80:ILE:N	6	1.71
(1,33)	1:A:55:SER:HA	2:B:80:ILE:O	6	1.71
(1,33)	1:A:55:SER:HA	2:B:84:GLN:C	6	1.71
(1,33)	1:A:55:SER:HA	2:B:84:GLN:CA	6	1.71
(1,33)	1:A:55:SER:HA	2:B:84:GLN:CB	6	1.71
(1,33)	1:A:55:SER:HA	2:B:84:GLN:CD	6	1.71
(1,33)	1:A:55:SER:HA	2:B:84:GLN:CG	6	1.71
(1,33)	1:A:55:SER:HA	2:B:84:GLN:H	6	1.71
(1,33)	1:A:55:SER:HA	2:B:84:GLN:HA	6	1.71
(1,33)	1:A:55:SER:HA	2:B:84:GLN:HB2	6	1.71
(1,33)	1:A:55:SER:HA	2:B:84:GLN:HB3	6	1.71
(1,33)	1:A:55:SER:HA	2:B:84:GLN:HE21	6	1.71
(1,33)	1:A:55:SER:HA	2:B:84:GLN:HE22	6	1.71
(1,33)	1:A:55:SER:HA	2:B:84:GLN:HG2	6	1.71
(1,33)	1:A:55:SER:HA	2:B:84:GLN:HG3	6	1.71
(1,33)	1:A:55:SER:HA	2:B:84:GLN:N	6	1.71
(1,33)	1:A:55:SER:HA	2:B:84:GLN:NE2	6	1.71
(1,33)	1:A:55:SER:HA	2:B:84:GLN:O	6	1.71
(1,33)	1:A:55:SER:HA	2:B:84:GLN:OE1	6	1.71
(1,33)	1:A:55:SER:HA	2:B:97:THR:C	6	1.71
(1,33)	1:A:55:SER:HA	2:B:97:THR:CA	6	1.71
(1,33)	1:A:55:SER:HA	2:B:97:THR:CB	6	1.71
(1,33)	1:A:55:SER:HA	2:B:97:THR:CG2	6	1.71
(1,33)	1:A:55:SER:HA	2:B:97:THR:H	6	1.71
(1,33)	1:A:55:SER:HA	2:B:97:THR:HA	6	1.71
(1,33)	1:A:55:SER:HA	2:B:97:THR:HB	6	1.71
(1,33)	1:A:55:SER:HA	2:B:97:THR:HG1	6	1.71
(1,33)	1:A:55:SER:HA	2:B:97:THR:HG21	6	1.71
(1,33)	1:A:55:SER:HA	2:B:97:THR:HG22	6	1.71
(1,33)	1:A:55:SER:HA	2:B:97:THR:HG23	6	1.71
(1,33)	1:A:55:SER:HA	2:B:97:THR:N	6	1.71
(1,33)	1:A:55:SER:HA	2:B:97:THR:O	6	1.71
(1,33)	1:A:55:SER:HA	2:B:97:THR:OG1	6	1.71

*Continued on next page...*

*Continued from previous page...*

Key	Atom-1	Atom-2	Model ID	Violation (Å)
(1,33)	1:A:55:SER:HA	2:B:99:HIS:C	6	1.71
(1,33)	1:A:55:SER:HA	2:B:99:HIS:CA	6	1.71
(1,33)	1:A:55:SER:HA	2:B:99:HIS:CB	6	1.71
(1,33)	1:A:55:SER:HA	2:B:99:HIS:CD2	6	1.71
(1,33)	1:A:55:SER:HA	2:B:99:HIS:CE1	6	1.71
(1,33)	1:A:55:SER:HA	2:B:99:HIS:CG	6	1.71
(1,33)	1:A:55:SER:HA	2:B:99:HIS:H	6	1.71
(1,33)	1:A:55:SER:HA	2:B:99:HIS:HA	6	1.71
(1,33)	1:A:55:SER:HA	2:B:99:HIS:HB2	6	1.71
(1,33)	1:A:55:SER:HA	2:B:99:HIS:HB3	6	1.71
(1,33)	1:A:55:SER:HA	2:B:99:HIS:HD1	6	1.71
(1,33)	1:A:55:SER:HA	2:B:99:HIS:HD2	6	1.71
(1,33)	1:A:55:SER:HA	2:B:99:HIS:HE1	6	1.71
(1,33)	1:A:55:SER:HA	2:B:99:HIS:HE2	6	1.71
(1,33)	1:A:55:SER:HA	2:B:99:HIS:N	6	1.71
(1,33)	1:A:55:SER:HA	2:B:99:HIS:ND1	6	1.71
(1,33)	1:A:55:SER:HA	2:B:99:HIS:NE2	6	1.71
(1,33)	1:A:55:SER:HA	2:B:99:HIS:O	6	1.71
(1,33)	1:A:55:SER:HA	2:B:101:VAL:C	6	1.71
(1,33)	1:A:55:SER:HA	2:B:101:VAL:CA	6	1.71
(1,33)	1:A:55:SER:HA	2:B:101:VAL:CB	6	1.71
(1,33)	1:A:55:SER:HA	2:B:101:VAL:CG1	6	1.71
(1,33)	1:A:55:SER:HA	2:B:101:VAL:CG2	6	1.71
(1,33)	1:A:55:SER:HA	2:B:101:VAL:H	6	1.71
(1,33)	1:A:55:SER:HA	2:B:101:VAL:HA	6	1.71
(1,33)	1:A:55:SER:HA	2:B:101:VAL:HB	6	1.71
(1,33)	1:A:55:SER:HA	2:B:101:VAL:HG11	6	1.71
(1,33)	1:A:55:SER:HA	2:B:101:VAL:HG12	6	1.71
(1,33)	1:A:55:SER:HA	2:B:101:VAL:HG13	6	1.71
(1,33)	1:A:55:SER:HA	2:B:101:VAL:HG21	6	1.71
(1,33)	1:A:55:SER:HA	2:B:101:VAL:HG22	6	1.71
(1,33)	1:A:55:SER:HA	2:B:101:VAL:HG23	6	1.71
(1,33)	1:A:55:SER:HA	2:B:101:VAL:N	6	1.71
(1,33)	1:A:55:SER:HA	2:B:101:VAL:O	6	1.71
(1,33)	1:A:55:SER:HB2	2:B:75:ILE:C	6	1.71
(1,33)	1:A:55:SER:HB2	2:B:75:ILE:CA	6	1.71
(1,33)	1:A:55:SER:HB2	2:B:75:ILE:CB	6	1.71
(1,33)	1:A:55:SER:HB2	2:B:75:ILE:CD1	6	1.71
(1,33)	1:A:55:SER:HB2	2:B:75:ILE:CG1	6	1.71
(1,33)	1:A:55:SER:HB2	2:B:75:ILE:CG2	6	1.71
(1,33)	1:A:55:SER:HB2	2:B:75:ILE:H	6	1.71
(1,33)	1:A:55:SER:HB2	2:B:75:ILE:HA	6	1.71

*Continued on next page...*

*Continued from previous page...*

Key	Atom-1	Atom-2	Model ID	Violation (Å)
(1,33)	1:A:55:SER:HB2	2:B:75:ILE:HB	6	1.71
(1,33)	1:A:55:SER:HB2	2:B:75:ILE:HD11	6	1.71
(1,33)	1:A:55:SER:HB2	2:B:75:ILE:HD12	6	1.71
(1,33)	1:A:55:SER:HB2	2:B:75:ILE:HD13	6	1.71
(1,33)	1:A:55:SER:HB2	2:B:75:ILE:HG12	6	1.71
(1,33)	1:A:55:SER:HB2	2:B:75:ILE:HG13	6	1.71
(1,33)	1:A:55:SER:HB2	2:B:75:ILE:HG21	6	1.71
(1,33)	1:A:55:SER:HB2	2:B:75:ILE:HG22	6	1.71
(1,33)	1:A:55:SER:HB2	2:B:75:ILE:HG23	6	1.71
(1,33)	1:A:55:SER:HB2	2:B:75:ILE:N	6	1.71
(1,33)	1:A:55:SER:HB2	2:B:75:ILE:O	6	1.71
(1,33)	1:A:55:SER:HB2	2:B:77:ALA:C	6	1.71
(1,33)	1:A:55:SER:HB2	2:B:77:ALA:CA	6	1.71
(1,33)	1:A:55:SER:HB2	2:B:77:ALA:CB	6	1.71
(1,33)	1:A:55:SER:HB2	2:B:77:ALA:H	6	1.71
(1,33)	1:A:55:SER:HB2	2:B:77:ALA:HA	6	1.71
(1,33)	1:A:55:SER:HB2	2:B:77:ALA:HB1	6	1.71
(1,33)	1:A:55:SER:HB2	2:B:77:ALA:HB2	6	1.71
(1,33)	1:A:55:SER:HB2	2:B:77:ALA:HB3	6	1.71
(1,33)	1:A:55:SER:HB2	2:B:77:ALA:N	6	1.71
(1,33)	1:A:55:SER:HB2	2:B:77:ALA:O	6	1.71
(1,33)	1:A:55:SER:HB2	2:B:78:GLY:C	6	1.71
(1,33)	1:A:55:SER:HB2	2:B:78:GLY:CA	6	1.71
(1,33)	1:A:55:SER:HB2	2:B:78:GLY:H	6	1.71
(1,33)	1:A:55:SER:HB2	2:B:78:GLY:HA2	6	1.71
(1,33)	1:A:55:SER:HB2	2:B:78:GLY:HA3	6	1.71
(1,33)	1:A:55:SER:HB2	2:B:78:GLY:N	6	1.71
(1,33)	1:A:55:SER:HB2	2:B:78:GLY:O	6	1.71
(1,33)	1:A:55:SER:HB2	2:B:79:LYS:C	6	1.71
(1,33)	1:A:55:SER:HB2	2:B:79:LYS:CA	6	1.71
(1,33)	1:A:55:SER:HB2	2:B:79:LYS:CB	6	1.71
(1,33)	1:A:55:SER:HB2	2:B:79:LYS:CD	6	1.71
(1,33)	1:A:55:SER:HB2	2:B:79:LYS:CE	6	1.71
(1,33)	1:A:55:SER:HB2	2:B:79:LYS:CG	6	1.71
(1,33)	1:A:55:SER:HB2	2:B:79:LYS:H	6	1.71
(1,33)	1:A:55:SER:HB2	2:B:79:LYS:HA	6	1.71
(1,33)	1:A:55:SER:HB2	2:B:79:LYS:HB2	6	1.71
(1,33)	1:A:55:SER:HB2	2:B:79:LYS:HB3	6	1.71
(1,33)	1:A:55:SER:HB2	2:B:79:LYS:HD2	6	1.71
(1,33)	1:A:55:SER:HB2	2:B:79:LYS:HD3	6	1.71
(1,33)	1:A:55:SER:HB2	2:B:79:LYS:HE2	6	1.71
(1,33)	1:A:55:SER:HB2	2:B:79:LYS:HE3	6	1.71

*Continued on next page...*

*Continued from previous page...*

Key	Atom-1	Atom-2	Model ID	Violation (Å)
(1,33)	1:A:55:SER:HB2	2:B:79:LYS:HG2	6	1.71
(1,33)	1:A:55:SER:HB2	2:B:79:LYS:HG3	6	1.71
(1,33)	1:A:55:SER:HB2	2:B:79:LYS:HZ1	6	1.71
(1,33)	1:A:55:SER:HB2	2:B:79:LYS:HZ2	6	1.71
(1,33)	1:A:55:SER:HB2	2:B:79:LYS:HZ3	6	1.71
(1,33)	1:A:55:SER:HB2	2:B:79:LYS:N	6	1.71
(1,33)	1:A:55:SER:HB2	2:B:79:LYS:NZ	6	1.71
(1,33)	1:A:55:SER:HB2	2:B:79:LYS:O	6	1.71
(1,33)	1:A:55:SER:HB2	2:B:80:ILE:C	6	1.71
(1,33)	1:A:55:SER:HB2	2:B:80:ILE:CA	6	1.71
(1,33)	1:A:55:SER:HB2	2:B:80:ILE:CB	6	1.71
(1,33)	1:A:55:SER:HB2	2:B:80:ILE:CD1	6	1.71
(1,33)	1:A:55:SER:HB2	2:B:80:ILE:CG1	6	1.71
(1,33)	1:A:55:SER:HB2	2:B:80:ILE:CG2	6	1.71
(1,33)	1:A:55:SER:HB2	2:B:80:ILE:H	6	1.71
(1,33)	1:A:55:SER:HB2	2:B:80:ILE:HA	6	1.71
(1,33)	1:A:55:SER:HB2	2:B:80:ILE:HB	6	1.71
(1,33)	1:A:55:SER:HB2	2:B:80:ILE:HD11	6	1.71
(1,33)	1:A:55:SER:HB2	2:B:80:ILE:HD12	6	1.71
(1,33)	1:A:55:SER:HB2	2:B:80:ILE:HD13	6	1.71
(1,33)	1:A:55:SER:HB2	2:B:80:ILE:HG12	6	1.71
(1,33)	1:A:55:SER:HB2	2:B:80:ILE:HG13	6	1.71
(1,33)	1:A:55:SER:HB2	2:B:80:ILE:HG21	6	1.71
(1,33)	1:A:55:SER:HB2	2:B:80:ILE:HG22	6	1.71
(1,33)	1:A:55:SER:HB2	2:B:80:ILE:HG23	6	1.71
(1,33)	1:A:55:SER:HB2	2:B:80:ILE:N	6	1.71
(1,33)	1:A:55:SER:HB2	2:B:80:ILE:O	6	1.71
(1,33)	1:A:55:SER:HB2	2:B:84:GLN:C	6	1.71
(1,33)	1:A:55:SER:HB2	2:B:84:GLN:CA	6	1.71
(1,33)	1:A:55:SER:HB2	2:B:84:GLN:CB	6	1.71
(1,33)	1:A:55:SER:HB2	2:B:84:GLN:CD	6	1.71
(1,33)	1:A:55:SER:HB2	2:B:84:GLN:CG	6	1.71
(1,33)	1:A:55:SER:HB2	2:B:84:GLN:H	6	1.71
(1,33)	1:A:55:SER:HB2	2:B:84:GLN:HA	6	1.71
(1,33)	1:A:55:SER:HB2	2:B:84:GLN:HB2	6	1.71
(1,33)	1:A:55:SER:HB2	2:B:84:GLN:HB3	6	1.71
(1,33)	1:A:55:SER:HB2	2:B:84:GLN:HE21	6	1.71
(1,33)	1:A:55:SER:HB2	2:B:84:GLN:HE22	6	1.71
(1,33)	1:A:55:SER:HB2	2:B:84:GLN:HG2	6	1.71
(1,33)	1:A:55:SER:HB2	2:B:84:GLN:HG3	6	1.71
(1,33)	1:A:55:SER:HB2	2:B:84:GLN:N	6	1.71
(1,33)	1:A:55:SER:HB2	2:B:84:GLN:NE2	6	1.71

*Continued on next page...*



*Continued from previous page...*

Key	Atom-1	Atom-2	Model ID	Violation (Å)
(1,33)	1:A:55:SER:HB2	2:B:84:GLN:O	6	1.71
(1,33)	1:A:55:SER:HB2	2:B:84:GLN:OE1	6	1.71
(1,33)	1:A:55:SER:HB2	2:B:97:THR:C	6	1.71
(1,33)	1:A:55:SER:HB2	2:B:97:THR:CA	6	1.71
(1,33)	1:A:55:SER:HB2	2:B:97:THR:CB	6	1.71
(1,33)	1:A:55:SER:HB2	2:B:97:THR:CG2	6	1.71
(1,33)	1:A:55:SER:HB2	2:B:97:THR:H	6	1.71
(1,33)	1:A:55:SER:HB2	2:B:97:THR:HA	6	1.71
(1,33)	1:A:55:SER:HB2	2:B:97:THR:HB	6	1.71
(1,33)	1:A:55:SER:HB2	2:B:97:THR:HG1	6	1.71
(1,33)	1:A:55:SER:HB2	2:B:97:THR:HG21	6	1.71
(1,33)	1:A:55:SER:HB2	2:B:97:THR:HG22	6	1.71
(1,33)	1:A:55:SER:HB2	2:B:97:THR:HG23	6	1.71
(1,33)	1:A:55:SER:HB2	2:B:97:THR:N	6	1.71
(1,33)	1:A:55:SER:HB2	2:B:97:THR:O	6	1.71
(1,33)	1:A:55:SER:HB2	2:B:97:THR:OG1	6	1.71
(1,33)	1:A:55:SER:HB2	2:B:99:HIS:C	6	1.71
(1,33)	1:A:55:SER:HB2	2:B:99:HIS:CA	6	1.71
(1,33)	1:A:55:SER:HB2	2:B:99:HIS:CB	6	1.71
(1,33)	1:A:55:SER:HB2	2:B:99:HIS:CD2	6	1.71
(1,33)	1:A:55:SER:HB2	2:B:99:HIS:CE1	6	1.71
(1,33)	1:A:55:SER:HB2	2:B:99:HIS:CG	6	1.71
(1,33)	1:A:55:SER:HB2	2:B:99:HIS:H	6	1.71
(1,33)	1:A:55:SER:HB2	2:B:99:HIS:HA	6	1.71
(1,33)	1:A:55:SER:HB2	2:B:99:HIS:HB2	6	1.71
(1,33)	1:A:55:SER:HB2	2:B:99:HIS:HB3	6	1.71
(1,33)	1:A:55:SER:HB2	2:B:99:HIS:HD1	6	1.71
(1,33)	1:A:55:SER:HB2	2:B:99:HIS:HD2	6	1.71
(1,33)	1:A:55:SER:HB2	2:B:99:HIS:HE1	6	1.71
(1,33)	1:A:55:SER:HB2	2:B:99:HIS:HE2	6	1.71
(1,33)	1:A:55:SER:HB2	2:B:99:HIS:N	6	1.71
(1,33)	1:A:55:SER:HB2	2:B:99:HIS:ND1	6	1.71
(1,33)	1:A:55:SER:HB2	2:B:99:HIS:NE2	6	1.71
(1,33)	1:A:55:SER:HB2	2:B:99:HIS:O	6	1.71
(1,33)	1:A:55:SER:HB2	2:B:101:VAL:C	6	1.71
(1,33)	1:A:55:SER:HB2	2:B:101:VAL:CA	6	1.71
(1,33)	1:A:55:SER:HB2	2:B:101:VAL:CB	6	1.71
(1,33)	1:A:55:SER:HB2	2:B:101:VAL:CG1	6	1.71
(1,33)	1:A:55:SER:HB2	2:B:101:VAL:CG2	6	1.71
(1,33)	1:A:55:SER:HB2	2:B:101:VAL:H	6	1.71
(1,33)	1:A:55:SER:HB2	2:B:101:VAL:HA	6	1.71
(1,33)	1:A:55:SER:HB2	2:B:101:VAL:HB	6	1.71

*Continued on next page...*

*Continued from previous page...*

Key	Atom-1	Atom-2	Model ID	Violation (Å)
(1,33)	1:A:55:SER:HB2	2:B:101:VAL:HG11	6	1.71
(1,33)	1:A:55:SER:HB2	2:B:101:VAL:HG12	6	1.71
(1,33)	1:A:55:SER:HB2	2:B:101:VAL:HG13	6	1.71
(1,33)	1:A:55:SER:HB2	2:B:101:VAL:HG21	6	1.71
(1,33)	1:A:55:SER:HB2	2:B:101:VAL:HG22	6	1.71
(1,33)	1:A:55:SER:HB2	2:B:101:VAL:HG23	6	1.71
(1,33)	1:A:55:SER:HB2	2:B:101:VAL:N	6	1.71
(1,33)	1:A:55:SER:HB2	2:B:101:VAL:O	6	1.71
(1,33)	1:A:55:SER:HB3	2:B:75:ILE:C	6	1.71
(1,33)	1:A:55:SER:HB3	2:B:75:ILE:CA	6	1.71
(1,33)	1:A:55:SER:HB3	2:B:75:ILE:CB	6	1.71
(1,33)	1:A:55:SER:HB3	2:B:75:ILE:CD1	6	1.71
(1,33)	1:A:55:SER:HB3	2:B:75:ILE:CG1	6	1.71
(1,33)	1:A:55:SER:HB3	2:B:75:ILE:CG2	6	1.71
(1,33)	1:A:55:SER:HB3	2:B:75:ILE:H	6	1.71
(1,33)	1:A:55:SER:HB3	2:B:75:ILE:HA	6	1.71
(1,33)	1:A:55:SER:HB3	2:B:75:ILE:HB	6	1.71
(1,33)	1:A:55:SER:HB3	2:B:75:ILE:HD11	6	1.71
(1,33)	1:A:55:SER:HB3	2:B:75:ILE:HD12	6	1.71
(1,33)	1:A:55:SER:HB3	2:B:75:ILE:HD13	6	1.71
(1,33)	1:A:55:SER:HB3	2:B:75:ILE:HG12	6	1.71
(1,33)	1:A:55:SER:HB3	2:B:75:ILE:HG13	6	1.71
(1,33)	1:A:55:SER:HB3	2:B:75:ILE:HG21	6	1.71
(1,33)	1:A:55:SER:HB3	2:B:75:ILE:HG22	6	1.71
(1,33)	1:A:55:SER:HB3	2:B:75:ILE:HG23	6	1.71
(1,33)	1:A:55:SER:HB3	2:B:75:ILE:N	6	1.71
(1,33)	1:A:55:SER:HB3	2:B:75:ILE:O	6	1.71
(1,33)	1:A:55:SER:HB3	2:B:77:ALA:C	6	1.71
(1,33)	1:A:55:SER:HB3	2:B:77:ALA:CA	6	1.71
(1,33)	1:A:55:SER:HB3	2:B:77:ALA:CB	6	1.71
(1,33)	1:A:55:SER:HB3	2:B:77:ALA:H	6	1.71
(1,33)	1:A:55:SER:HB3	2:B:77:ALA:HA	6	1.71
(1,33)	1:A:55:SER:HB3	2:B:77:ALA:HB1	6	1.71
(1,33)	1:A:55:SER:HB3	2:B:77:ALA:HB2	6	1.71
(1,33)	1:A:55:SER:HB3	2:B:77:ALA:HB3	6	1.71
(1,33)	1:A:55:SER:HB3	2:B:77:ALA:N	6	1.71
(1,33)	1:A:55:SER:HB3	2:B:77:ALA:O	6	1.71
(1,33)	1:A:55:SER:HB3	2:B:78:GLY:C	6	1.71
(1,33)	1:A:55:SER:HB3	2:B:78:GLY:CA	6	1.71
(1,33)	1:A:55:SER:HB3	2:B:78:GLY:H	6	1.71
(1,33)	1:A:55:SER:HB3	2:B:78:GLY:HA2	6	1.71
(1,33)	1:A:55:SER:HB3	2:B:78:GLY:HA3	6	1.71

*Continued on next page...*

*Continued from previous page...*

Key	Atom-1	Atom-2	Model ID	Violation (Å)
(1,33)	1:A:55:SER:HB3	2:B:78:GLY:N	6	1.71
(1,33)	1:A:55:SER:HB3	2:B:78:GLY:O	6	1.71
(1,33)	1:A:55:SER:HB3	2:B:79:LYS:C	6	1.71
(1,33)	1:A:55:SER:HB3	2:B:79:LYS:CA	6	1.71
(1,33)	1:A:55:SER:HB3	2:B:79:LYS:CB	6	1.71
(1,33)	1:A:55:SER:HB3	2:B:79:LYS:CD	6	1.71
(1,33)	1:A:55:SER:HB3	2:B:79:LYS:CE	6	1.71
(1,33)	1:A:55:SER:HB3	2:B:79:LYS:CG	6	1.71
(1,33)	1:A:55:SER:HB3	2:B:79:LYS:H	6	1.71
(1,33)	1:A:55:SER:HB3	2:B:79:LYS:HA	6	1.71
(1,33)	1:A:55:SER:HB3	2:B:79:LYS:HB2	6	1.71
(1,33)	1:A:55:SER:HB3	2:B:79:LYS:HB3	6	1.71
(1,33)	1:A:55:SER:HB3	2:B:79:LYS:HD2	6	1.71
(1,33)	1:A:55:SER:HB3	2:B:79:LYS:HD3	6	1.71
(1,33)	1:A:55:SER:HB3	2:B:79:LYS:HE2	6	1.71
(1,33)	1:A:55:SER:HB3	2:B:79:LYS:HE3	6	1.71
(1,33)	1:A:55:SER:HB3	2:B:79:LYS:HG2	6	1.71
(1,33)	1:A:55:SER:HB3	2:B:79:LYS:HG3	6	1.71
(1,33)	1:A:55:SER:HB3	2:B:79:LYS:HZ1	6	1.71
(1,33)	1:A:55:SER:HB3	2:B:79:LYS:HZ2	6	1.71
(1,33)	1:A:55:SER:HB3	2:B:79:LYS:HZ3	6	1.71
(1,33)	1:A:55:SER:HB3	2:B:79:LYS:N	6	1.71
(1,33)	1:A:55:SER:HB3	2:B:79:LYS:NZ	6	1.71
(1,33)	1:A:55:SER:HB3	2:B:79:LYS:O	6	1.71
(1,33)	1:A:55:SER:HB3	2:B:80:ILE:C	6	1.71
(1,33)	1:A:55:SER:HB3	2:B:80:ILE:CA	6	1.71
(1,33)	1:A:55:SER:HB3	2:B:80:ILE:CB	6	1.71
(1,33)	1:A:55:SER:HB3	2:B:80:ILE:CD1	6	1.71
(1,33)	1:A:55:SER:HB3	2:B:80:ILE:CG1	6	1.71
(1,33)	1:A:55:SER:HB3	2:B:80:ILE:CG2	6	1.71
(1,33)	1:A:55:SER:HB3	2:B:80:ILE:H	6	1.71
(1,33)	1:A:55:SER:HB3	2:B:80:ILE:HA	6	1.71
(1,33)	1:A:55:SER:HB3	2:B:80:ILE:HB	6	1.71
(1,33)	1:A:55:SER:HB3	2:B:80:ILE:HD11	6	1.71
(1,33)	1:A:55:SER:HB3	2:B:80:ILE:HD12	6	1.71
(1,33)	1:A:55:SER:HB3	2:B:80:ILE:HD13	6	1.71
(1,33)	1:A:55:SER:HB3	2:B:80:ILE:HG12	6	1.71
(1,33)	1:A:55:SER:HB3	2:B:80:ILE:HG13	6	1.71
(1,33)	1:A:55:SER:HB3	2:B:80:ILE:HG21	6	1.71
(1,33)	1:A:55:SER:HB3	2:B:80:ILE:HG22	6	1.71
(1,33)	1:A:55:SER:HB3	2:B:80:ILE:HG23	6	1.71
(1,33)	1:A:55:SER:HB3	2:B:80:ILE:N	6	1.71

*Continued on next page...*

*Continued from previous page...*

Key	Atom-1	Atom-2	Model ID	Violation (Å)
(1,33)	1:A:55:SER:HB3	2:B:80:ILE:O	6	1.71
(1,33)	1:A:55:SER:HB3	2:B:84:GLN:C	6	1.71
(1,33)	1:A:55:SER:HB3	2:B:84:GLN:CA	6	1.71
(1,33)	1:A:55:SER:HB3	2:B:84:GLN:CB	6	1.71
(1,33)	1:A:55:SER:HB3	2:B:84:GLN:CD	6	1.71
(1,33)	1:A:55:SER:HB3	2:B:84:GLN:CG	6	1.71
(1,33)	1:A:55:SER:HB3	2:B:84:GLN:H	6	1.71
(1,33)	1:A:55:SER:HB3	2:B:84:GLN:HA	6	1.71
(1,33)	1:A:55:SER:HB3	2:B:84:GLN:HB2	6	1.71
(1,33)	1:A:55:SER:HB3	2:B:84:GLN:HB3	6	1.71
(1,33)	1:A:55:SER:HB3	2:B:84:GLN:HE21	6	1.71
(1,33)	1:A:55:SER:HB3	2:B:84:GLN:HE22	6	1.71
(1,33)	1:A:55:SER:HB3	2:B:84:GLN:HG2	6	1.71
(1,33)	1:A:55:SER:HB3	2:B:84:GLN:HG3	6	1.71
(1,33)	1:A:55:SER:HB3	2:B:84:GLN:N	6	1.71
(1,33)	1:A:55:SER:HB3	2:B:84:GLN:NE2	6	1.71
(1,33)	1:A:55:SER:HB3	2:B:84:GLN:O	6	1.71
(1,33)	1:A:55:SER:HB3	2:B:84:GLN:OE1	6	1.71
(1,33)	1:A:55:SER:HB3	2:B:97:THR:C	6	1.71
(1,33)	1:A:55:SER:HB3	2:B:97:THR:CA	6	1.71
(1,33)	1:A:55:SER:HB3	2:B:97:THR:CB	6	1.71
(1,33)	1:A:55:SER:HB3	2:B:97:THR:CG2	6	1.71
(1,33)	1:A:55:SER:HB3	2:B:97:THR:H	6	1.71
(1,33)	1:A:55:SER:HB3	2:B:97:THR:HA	6	1.71
(1,33)	1:A:55:SER:HB3	2:B:97:THR:HB	6	1.71
(1,33)	1:A:55:SER:HB3	2:B:97:THR:HG1	6	1.71
(1,33)	1:A:55:SER:HB3	2:B:97:THR:HG21	6	1.71
(1,33)	1:A:55:SER:HB3	2:B:97:THR:HG22	6	1.71
(1,33)	1:A:55:SER:HB3	2:B:97:THR:HG23	6	1.71
(1,33)	1:A:55:SER:HB3	2:B:97:THR:N	6	1.71
(1,33)	1:A:55:SER:HB3	2:B:97:THR:O	6	1.71
(1,33)	1:A:55:SER:HB3	2:B:97:THR:OG1	6	1.71
(1,33)	1:A:55:SER:HB3	2:B:99:HIS:C	6	1.71
(1,33)	1:A:55:SER:HB3	2:B:99:HIS:CA	6	1.71
(1,33)	1:A:55:SER:HB3	2:B:99:HIS:CB	6	1.71
(1,33)	1:A:55:SER:HB3	2:B:99:HIS:CD2	6	1.71
(1,33)	1:A:55:SER:HB3	2:B:99:HIS:CE1	6	1.71
(1,33)	1:A:55:SER:HB3	2:B:99:HIS:CG	6	1.71
(1,33)	1:A:55:SER:HB3	2:B:99:HIS:H	6	1.71
(1,33)	1:A:55:SER:HB3	2:B:99:HIS:HA	6	1.71
(1,33)	1:A:55:SER:HB3	2:B:99:HIS:HB2	6	1.71
(1,33)	1:A:55:SER:HB3	2:B:99:HIS:HB3	6	1.71

*Continued on next page...*

*Continued from previous page...*

Key	Atom-1	Atom-2	Model ID	Violation (Å)
(1,33)	1:A:55:SER:HB3	2:B:99:HIS:HD1	6	1.71
(1,33)	1:A:55:SER:HB3	2:B:99:HIS:HD2	6	1.71
(1,33)	1:A:55:SER:HB3	2:B:99:HIS:HE1	6	1.71
(1,33)	1:A:55:SER:HB3	2:B:99:HIS:HE2	6	1.71
(1,33)	1:A:55:SER:HB3	2:B:99:HIS:N	6	1.71
(1,33)	1:A:55:SER:HB3	2:B:99:HIS:ND1	6	1.71
(1,33)	1:A:55:SER:HB3	2:B:99:HIS:NE2	6	1.71
(1,33)	1:A:55:SER:HB3	2:B:99:HIS:O	6	1.71
(1,33)	1:A:55:SER:HB3	2:B:101:VAL:C	6	1.71
(1,33)	1:A:55:SER:HB3	2:B:101:VAL:CA	6	1.71
(1,33)	1:A:55:SER:HB3	2:B:101:VAL:CB	6	1.71
(1,33)	1:A:55:SER:HB3	2:B:101:VAL:CG1	6	1.71
(1,33)	1:A:55:SER:HB3	2:B:101:VAL:CG2	6	1.71
(1,33)	1:A:55:SER:HB3	2:B:101:VAL:H	6	1.71
(1,33)	1:A:55:SER:HB3	2:B:101:VAL:HA	6	1.71
(1,33)	1:A:55:SER:HB3	2:B:101:VAL:HB	6	1.71
(1,33)	1:A:55:SER:HB3	2:B:101:VAL:HG11	6	1.71
(1,33)	1:A:55:SER:HB3	2:B:101:VAL:HG12	6	1.71
(1,33)	1:A:55:SER:HB3	2:B:101:VAL:HG13	6	1.71
(1,33)	1:A:55:SER:HB3	2:B:101:VAL:HG21	6	1.71
(1,33)	1:A:55:SER:HB3	2:B:101:VAL:HG22	6	1.71
(1,33)	1:A:55:SER:HB3	2:B:101:VAL:HG23	6	1.71
(1,33)	1:A:55:SER:HB3	2:B:101:VAL:N	6	1.71
(1,33)	1:A:55:SER:HB3	2:B:101:VAL:O	6	1.71
(1,33)	1:A:55:SER:HG	2:B:75:ILE:C	6	1.71
(1,33)	1:A:55:SER:HG	2:B:75:ILE:CA	6	1.71
(1,33)	1:A:55:SER:HG	2:B:75:ILE:CB	6	1.71
(1,33)	1:A:55:SER:HG	2:B:75:ILE:CD1	6	1.71
(1,33)	1:A:55:SER:HG	2:B:75:ILE:CG1	6	1.71
(1,33)	1:A:55:SER:HG	2:B:75:ILE:CG2	6	1.71
(1,33)	1:A:55:SER:HG	2:B:75:ILE:H	6	1.71
(1,33)	1:A:55:SER:HG	2:B:75:ILE:HA	6	1.71
(1,33)	1:A:55:SER:HG	2:B:75:ILE:HB	6	1.71
(1,33)	1:A:55:SER:HG	2:B:75:ILE:HD11	6	1.71
(1,33)	1:A:55:SER:HG	2:B:75:ILE:HD12	6	1.71
(1,33)	1:A:55:SER:HG	2:B:75:ILE:HD13	6	1.71
(1,33)	1:A:55:SER:HG	2:B:75:ILE:HG12	6	1.71
(1,33)	1:A:55:SER:HG	2:B:75:ILE:HG13	6	1.71
(1,33)	1:A:55:SER:HG	2:B:75:ILE:HG21	6	1.71
(1,33)	1:A:55:SER:HG	2:B:75:ILE:HG22	6	1.71
(1,33)	1:A:55:SER:HG	2:B:75:ILE:HG23	6	1.71
(1,33)	1:A:55:SER:HG	2:B:75:ILE:N	6	1.71

*Continued on next page...*

*Continued from previous page...*

Key	Atom-1	Atom-2	Model ID	Violation (Å)
(1,33)	1:A:55:SER:HG	2:B:75:ILE:O	6	1.71
(1,33)	1:A:55:SER:HG	2:B:77:ALA:C	6	1.71
(1,33)	1:A:55:SER:HG	2:B:77:ALA:CA	6	1.71
(1,33)	1:A:55:SER:HG	2:B:77:ALA:CB	6	1.71
(1,33)	1:A:55:SER:HG	2:B:77:ALA:H	6	1.71
(1,33)	1:A:55:SER:HG	2:B:77:ALA:HA	6	1.71
(1,33)	1:A:55:SER:HG	2:B:77:ALA:HB1	6	1.71
(1,33)	1:A:55:SER:HG	2:B:77:ALA:HB2	6	1.71
(1,33)	1:A:55:SER:HG	2:B:77:ALA:HB3	6	1.71
(1,33)	1:A:55:SER:HG	2:B:77:ALA:N	6	1.71
(1,33)	1:A:55:SER:HG	2:B:77:ALA:O	6	1.71
(1,33)	1:A:55:SER:HG	2:B:78:GLY:C	6	1.71
(1,33)	1:A:55:SER:HG	2:B:78:GLY:CA	6	1.71
(1,33)	1:A:55:SER:HG	2:B:78:GLY:H	6	1.71
(1,33)	1:A:55:SER:HG	2:B:78:GLY:HA2	6	1.71
(1,33)	1:A:55:SER:HG	2:B:78:GLY:HA3	6	1.71
(1,33)	1:A:55:SER:HG	2:B:78:GLY:N	6	1.71
(1,33)	1:A:55:SER:HG	2:B:78:GLY:O	6	1.71
(1,33)	1:A:55:SER:HG	2:B:79:LYS:C	6	1.71
(1,33)	1:A:55:SER:HG	2:B:79:LYS:CA	6	1.71
(1,33)	1:A:55:SER:HG	2:B:79:LYS:CB	6	1.71
(1,33)	1:A:55:SER:HG	2:B:79:LYS:CD	6	1.71
(1,33)	1:A:55:SER:HG	2:B:79:LYS:CE	6	1.71
(1,33)	1:A:55:SER:HG	2:B:79:LYS:CG	6	1.71
(1,33)	1:A:55:SER:HG	2:B:79:LYS:H	6	1.71
(1,33)	1:A:55:SER:HG	2:B:79:LYS:HA	6	1.71
(1,33)	1:A:55:SER:HG	2:B:79:LYS:HB2	6	1.71
(1,33)	1:A:55:SER:HG	2:B:79:LYS:HB3	6	1.71
(1,33)	1:A:55:SER:HG	2:B:79:LYS:HD2	6	1.71
(1,33)	1:A:55:SER:HG	2:B:79:LYS:HD3	6	1.71
(1,33)	1:A:55:SER:HG	2:B:79:LYS:HE2	6	1.71
(1,33)	1:A:55:SER:HG	2:B:79:LYS:HE3	6	1.71
(1,33)	1:A:55:SER:HG	2:B:79:LYS:HG2	6	1.71
(1,33)	1:A:55:SER:HG	2:B:79:LYS:HG3	6	1.71
(1,33)	1:A:55:SER:HG	2:B:79:LYS:HZ1	6	1.71
(1,33)	1:A:55:SER:HG	2:B:79:LYS:HZ2	6	1.71
(1,33)	1:A:55:SER:HG	2:B:79:LYS:HZ3	6	1.71
(1,33)	1:A:55:SER:HG	2:B:79:LYS:N	6	1.71
(1,33)	1:A:55:SER:HG	2:B:79:LYS:NZ	6	1.71
(1,33)	1:A:55:SER:HG	2:B:79:LYS:O	6	1.71
(1,33)	1:A:55:SER:HG	2:B:80:ILE:C	6	1.71
(1,33)	1:A:55:SER:HG	2:B:80:ILE:CA	6	1.71

*Continued on next page...*

*Continued from previous page...*

Key	Atom-1	Atom-2	Model ID	Violation (Å)
(1,33)	1:A:55:SER:HG	2:B:80:ILE:CB	6	1.71
(1,33)	1:A:55:SER:HG	2:B:80:ILE:CD1	6	1.71
(1,33)	1:A:55:SER:HG	2:B:80:ILE:CG1	6	1.71
(1,33)	1:A:55:SER:HG	2:B:80:ILE:CG2	6	1.71
(1,33)	1:A:55:SER:HG	2:B:80:ILE:H	6	1.71
(1,33)	1:A:55:SER:HG	2:B:80:ILE:HA	6	1.71
(1,33)	1:A:55:SER:HG	2:B:80:ILE:HB	6	1.71
(1,33)	1:A:55:SER:HG	2:B:80:ILE:HD11	6	1.71
(1,33)	1:A:55:SER:HG	2:B:80:ILE:HD12	6	1.71
(1,33)	1:A:55:SER:HG	2:B:80:ILE:HD13	6	1.71
(1,33)	1:A:55:SER:HG	2:B:80:ILE:HG12	6	1.71
(1,33)	1:A:55:SER:HG	2:B:80:ILE:HG13	6	1.71
(1,33)	1:A:55:SER:HG	2:B:80:ILE:HG21	6	1.71
(1,33)	1:A:55:SER:HG	2:B:80:ILE:HG22	6	1.71
(1,33)	1:A:55:SER:HG	2:B:80:ILE:HG23	6	1.71
(1,33)	1:A:55:SER:HG	2:B:80:ILE:N	6	1.71
(1,33)	1:A:55:SER:HG	2:B:80:ILE:O	6	1.71
(1,33)	1:A:55:SER:HG	2:B:84:GLN:C	6	1.71
(1,33)	1:A:55:SER:HG	2:B:84:GLN:CA	6	1.71
(1,33)	1:A:55:SER:HG	2:B:84:GLN:CB	6	1.71
(1,33)	1:A:55:SER:HG	2:B:84:GLN:CD	6	1.71
(1,33)	1:A:55:SER:HG	2:B:84:GLN:CG	6	1.71
(1,33)	1:A:55:SER:HG	2:B:84:GLN:H	6	1.71
(1,33)	1:A:55:SER:HG	2:B:84:GLN:HA	6	1.71
(1,33)	1:A:55:SER:HG	2:B:84:GLN:HB2	6	1.71
(1,33)	1:A:55:SER:HG	2:B:84:GLN:HB3	6	1.71
(1,33)	1:A:55:SER:HG	2:B:84:GLN:HE21	6	1.71
(1,33)	1:A:55:SER:HG	2:B:84:GLN:HE22	6	1.71
(1,33)	1:A:55:SER:HG	2:B:84:GLN:HG2	6	1.71
(1,33)	1:A:55:SER:HG	2:B:84:GLN:HG3	6	1.71
(1,33)	1:A:55:SER:HG	2:B:84:GLN:N	6	1.71
(1,33)	1:A:55:SER:HG	2:B:84:GLN:NE2	6	1.71
(1,33)	1:A:55:SER:HG	2:B:84:GLN:O	6	1.71
(1,33)	1:A:55:SER:HG	2:B:84:GLN:OE1	6	1.71
(1,33)	1:A:55:SER:HG	2:B:97:THR:C	6	1.71
(1,33)	1:A:55:SER:HG	2:B:97:THR:CA	6	1.71
(1,33)	1:A:55:SER:HG	2:B:97:THR:CB	6	1.71
(1,33)	1:A:55:SER:HG	2:B:97:THR:CG2	6	1.71
(1,33)	1:A:55:SER:HG	2:B:97:THR:H	6	1.71
(1,33)	1:A:55:SER:HG	2:B:97:THR:HA	6	1.71
(1,33)	1:A:55:SER:HG	2:B:97:THR:HB	6	1.71
(1,33)	1:A:55:SER:HG	2:B:97:THR:HG1	6	1.71

*Continued on next page...*

*Continued from previous page...*

Key	Atom-1	Atom-2	Model ID	Violation (Å)
(1,33)	1:A:55:SER:HG	2:B:97:THR:HG21	6	1.71
(1,33)	1:A:55:SER:HG	2:B:97:THR:HG22	6	1.71
(1,33)	1:A:55:SER:HG	2:B:97:THR:HG23	6	1.71
(1,33)	1:A:55:SER:HG	2:B:97:THR:N	6	1.71
(1,33)	1:A:55:SER:HG	2:B:97:THR:O	6	1.71
(1,33)	1:A:55:SER:HG	2:B:97:THR:OG1	6	1.71
(1,33)	1:A:55:SER:HG	2:B:99:HIS:C	6	1.71
(1,33)	1:A:55:SER:HG	2:B:99:HIS:CA	6	1.71
(1,33)	1:A:55:SER:HG	2:B:99:HIS:CB	6	1.71
(1,33)	1:A:55:SER:HG	2:B:99:HIS:CD2	6	1.71
(1,33)	1:A:55:SER:HG	2:B:99:HIS:CE1	6	1.71
(1,33)	1:A:55:SER:HG	2:B:99:HIS:CG	6	1.71
(1,33)	1:A:55:SER:HG	2:B:99:HIS:H	6	1.71
(1,33)	1:A:55:SER:HG	2:B:99:HIS:HA	6	1.71
(1,33)	1:A:55:SER:HG	2:B:99:HIS:HB2	6	1.71
(1,33)	1:A:55:SER:HG	2:B:99:HIS:HB3	6	1.71
(1,33)	1:A:55:SER:HG	2:B:99:HIS:HD1	6	1.71
(1,33)	1:A:55:SER:HG	2:B:99:HIS:HD2	6	1.71
(1,33)	1:A:55:SER:HG	2:B:99:HIS:HE1	6	1.71
(1,33)	1:A:55:SER:HG	2:B:99:HIS:HE2	6	1.71
(1,33)	1:A:55:SER:HG	2:B:99:HIS:N	6	1.71
(1,33)	1:A:55:SER:HG	2:B:99:HIS:ND1	6	1.71
(1,33)	1:A:55:SER:HG	2:B:99:HIS:NE2	6	1.71
(1,33)	1:A:55:SER:HG	2:B:99:HIS:O	6	1.71
(1,33)	1:A:55:SER:HG	2:B:101:VAL:C	6	1.71
(1,33)	1:A:55:SER:HG	2:B:101:VAL:CA	6	1.71
(1,33)	1:A:55:SER:HG	2:B:101:VAL:CB	6	1.71
(1,33)	1:A:55:SER:HG	2:B:101:VAL:CG1	6	1.71
(1,33)	1:A:55:SER:HG	2:B:101:VAL:CG2	6	1.71
(1,33)	1:A:55:SER:HG	2:B:101:VAL:H	6	1.71
(1,33)	1:A:55:SER:HG	2:B:101:VAL:HA	6	1.71
(1,33)	1:A:55:SER:HG	2:B:101:VAL:HB	6	1.71
(1,33)	1:A:55:SER:HG	2:B:101:VAL:HG11	6	1.71
(1,33)	1:A:55:SER:HG	2:B:101:VAL:HG12	6	1.71
(1,33)	1:A:55:SER:HG	2:B:101:VAL:HG13	6	1.71
(1,33)	1:A:55:SER:HG	2:B:101:VAL:HG21	6	1.71
(1,33)	1:A:55:SER:HG	2:B:101:VAL:HG22	6	1.71
(1,33)	1:A:55:SER:HG	2:B:101:VAL:HG23	6	1.71
(1,33)	1:A:55:SER:HG	2:B:101:VAL:N	6	1.71
(1,33)	1:A:55:SER:HG	2:B:101:VAL:O	6	1.71
(1,33)	1:A:55:SER:N	2:B:75:ILE:C	6	1.71
(1,33)	1:A:55:SER:N	2:B:75:ILE:CA	6	1.71

*Continued on next page...*



*Continued from previous page...*

Key	Atom-1	Atom-2	Model ID	Violation (Å)
(1,33)	1:A:55:SER:N	2:B:75:ILE:CB	6	1.71
(1,33)	1:A:55:SER:N	2:B:75:ILE:CD1	6	1.71
(1,33)	1:A:55:SER:N	2:B:75:ILE:CG1	6	1.71
(1,33)	1:A:55:SER:N	2:B:75:ILE:CG2	6	1.71
(1,33)	1:A:55:SER:N	2:B:75:ILE:H	6	1.71
(1,33)	1:A:55:SER:N	2:B:75:ILE:HA	6	1.71
(1,33)	1:A:55:SER:N	2:B:75:ILE:HB	6	1.71
(1,33)	1:A:55:SER:N	2:B:75:ILE:HD11	6	1.71
(1,33)	1:A:55:SER:N	2:B:75:ILE:HD12	6	1.71
(1,33)	1:A:55:SER:N	2:B:75:ILE:HD13	6	1.71
(1,33)	1:A:55:SER:N	2:B:75:ILE:HG12	6	1.71
(1,33)	1:A:55:SER:N	2:B:75:ILE:HG13	6	1.71
(1,33)	1:A:55:SER:N	2:B:75:ILE:HG21	6	1.71
(1,33)	1:A:55:SER:N	2:B:75:ILE:HG22	6	1.71
(1,33)	1:A:55:SER:N	2:B:75:ILE:HG23	6	1.71
(1,33)	1:A:55:SER:N	2:B:75:ILE:N	6	1.71
(1,33)	1:A:55:SER:N	2:B:75:ILE:O	6	1.71
(1,33)	1:A:55:SER:N	2:B:77:ALA:C	6	1.71
(1,33)	1:A:55:SER:N	2:B:77:ALA:CA	6	1.71
(1,33)	1:A:55:SER:N	2:B:77:ALA:CB	6	1.71
(1,33)	1:A:55:SER:N	2:B:77:ALA:H	6	1.71
(1,33)	1:A:55:SER:N	2:B:77:ALA:HA	6	1.71
(1,33)	1:A:55:SER:N	2:B:77:ALA:HB1	6	1.71
(1,33)	1:A:55:SER:N	2:B:77:ALA:HB2	6	1.71
(1,33)	1:A:55:SER:N	2:B:77:ALA:HB3	6	1.71
(1,33)	1:A:55:SER:N	2:B:77:ALA:N	6	1.71
(1,33)	1:A:55:SER:N	2:B:77:ALA:O	6	1.71
(1,33)	1:A:55:SER:N	2:B:78:GLY:C	6	1.71
(1,33)	1:A:55:SER:N	2:B:78:GLY:CA	6	1.71
(1,33)	1:A:55:SER:N	2:B:78:GLY:H	6	1.71
(1,33)	1:A:55:SER:N	2:B:78:GLY:HA2	6	1.71
(1,33)	1:A:55:SER:N	2:B:78:GLY:HA3	6	1.71
(1,33)	1:A:55:SER:N	2:B:78:GLY:N	6	1.71
(1,33)	1:A:55:SER:N	2:B:78:GLY:O	6	1.71
(1,33)	1:A:55:SER:N	2:B:79:LYS:C	6	1.71
(1,33)	1:A:55:SER:N	2:B:79:LYS:CA	6	1.71
(1,33)	1:A:55:SER:N	2:B:79:LYS:CB	6	1.71
(1,33)	1:A:55:SER:N	2:B:79:LYS:CD	6	1.71
(1,33)	1:A:55:SER:N	2:B:79:LYS:CE	6	1.71
(1,33)	1:A:55:SER:N	2:B:79:LYS:CG	6	1.71
(1,33)	1:A:55:SER:N	2:B:79:LYS:H	6	1.71
(1,33)	1:A:55:SER:N	2:B:79:LYS:HA	6	1.71

*Continued on next page...*

*Continued from previous page...*

Key	Atom-1	Atom-2	Model ID	Violation (Å)
(1,33)	1:A:55:SER:N	2:B:79:LYS:HB2	6	1.71
(1,33)	1:A:55:SER:N	2:B:79:LYS:HB3	6	1.71
(1,33)	1:A:55:SER:N	2:B:79:LYS:HD2	6	1.71
(1,33)	1:A:55:SER:N	2:B:79:LYS:HD3	6	1.71
(1,33)	1:A:55:SER:N	2:B:79:LYS:HE2	6	1.71
(1,33)	1:A:55:SER:N	2:B:79:LYS:HE3	6	1.71
(1,33)	1:A:55:SER:N	2:B:79:LYS:HG2	6	1.71
(1,33)	1:A:55:SER:N	2:B:79:LYS:HG3	6	1.71
(1,33)	1:A:55:SER:N	2:B:79:LYS:HZ1	6	1.71
(1,33)	1:A:55:SER:N	2:B:79:LYS:HZ2	6	1.71
(1,33)	1:A:55:SER:N	2:B:79:LYS:HZ3	6	1.71
(1,33)	1:A:55:SER:N	2:B:79:LYS:N	6	1.71
(1,33)	1:A:55:SER:N	2:B:79:LYS:NZ	6	1.71
(1,33)	1:A:55:SER:N	2:B:79:LYS:O	6	1.71
(1,33)	1:A:55:SER:N	2:B:80:ILE:C	6	1.71
(1,33)	1:A:55:SER:N	2:B:80:ILE:CA	6	1.71
(1,33)	1:A:55:SER:N	2:B:80:ILE:CB	6	1.71
(1,33)	1:A:55:SER:N	2:B:80:ILE:CD1	6	1.71
(1,33)	1:A:55:SER:N	2:B:80:ILE:CG1	6	1.71
(1,33)	1:A:55:SER:N	2:B:80:ILE:CG2	6	1.71
(1,33)	1:A:55:SER:N	2:B:80:ILE:H	6	1.71
(1,33)	1:A:55:SER:N	2:B:80:ILE:HA	6	1.71
(1,33)	1:A:55:SER:N	2:B:80:ILE:HB	6	1.71
(1,33)	1:A:55:SER:N	2:B:80:ILE:HD11	6	1.71
(1,33)	1:A:55:SER:N	2:B:80:ILE:HD12	6	1.71
(1,33)	1:A:55:SER:N	2:B:80:ILE:HD13	6	1.71
(1,33)	1:A:55:SER:N	2:B:80:ILE:HG12	6	1.71
(1,33)	1:A:55:SER:N	2:B:80:ILE:HG13	6	1.71
(1,33)	1:A:55:SER:N	2:B:80:ILE:HG21	6	1.71
(1,33)	1:A:55:SER:N	2:B:80:ILE:HG22	6	1.71
(1,33)	1:A:55:SER:N	2:B:80:ILE:HG23	6	1.71
(1,33)	1:A:55:SER:N	2:B:80:ILE:N	6	1.71
(1,33)	1:A:55:SER:N	2:B:80:ILE:O	6	1.71
(1,33)	1:A:55:SER:N	2:B:84:GLN:C	6	1.71
(1,33)	1:A:55:SER:N	2:B:84:GLN:CA	6	1.71
(1,33)	1:A:55:SER:N	2:B:84:GLN:CB	6	1.71
(1,33)	1:A:55:SER:N	2:B:84:GLN:CD	6	1.71
(1,33)	1:A:55:SER:N	2:B:84:GLN:CG	6	1.71
(1,33)	1:A:55:SER:N	2:B:84:GLN:H	6	1.71
(1,33)	1:A:55:SER:N	2:B:84:GLN:HA	6	1.71
(1,33)	1:A:55:SER:N	2:B:84:GLN:HB2	6	1.71
(1,33)	1:A:55:SER:N	2:B:84:GLN:HB3	6	1.71

*Continued on next page...*

*Continued from previous page...*

Key	Atom-1	Atom-2	Model ID	Violation (Å)
(1,33)	1:A:55:SER:N	2:B:84:GLN:HE21	6	1.71
(1,33)	1:A:55:SER:N	2:B:84:GLN:HE22	6	1.71
(1,33)	1:A:55:SER:N	2:B:84:GLN:HG2	6	1.71
(1,33)	1:A:55:SER:N	2:B:84:GLN:HG3	6	1.71
(1,33)	1:A:55:SER:N	2:B:84:GLN:N	6	1.71
(1,33)	1:A:55:SER:N	2:B:84:GLN:NE2	6	1.71
(1,33)	1:A:55:SER:N	2:B:84:GLN:O	6	1.71
(1,33)	1:A:55:SER:N	2:B:84:GLN:OE1	6	1.71
(1,33)	1:A:55:SER:N	2:B:97:THR:C	6	1.71
(1,33)	1:A:55:SER:N	2:B:97:THR:CA	6	1.71
(1,33)	1:A:55:SER:N	2:B:97:THR:CB	6	1.71
(1,33)	1:A:55:SER:N	2:B:97:THR:CG2	6	1.71
(1,33)	1:A:55:SER:N	2:B:97:THR:H	6	1.71
(1,33)	1:A:55:SER:N	2:B:97:THR:HA	6	1.71
(1,33)	1:A:55:SER:N	2:B:97:THR:HB	6	1.71
(1,33)	1:A:55:SER:N	2:B:97:THR:HG1	6	1.71
(1,33)	1:A:55:SER:N	2:B:97:THR:HG21	6	1.71
(1,33)	1:A:55:SER:N	2:B:97:THR:HG22	6	1.71
(1,33)	1:A:55:SER:N	2:B:97:THR:HG23	6	1.71
(1,33)	1:A:55:SER:N	2:B:97:THR:N	6	1.71
(1,33)	1:A:55:SER:N	2:B:97:THR:O	6	1.71
(1,33)	1:A:55:SER:N	2:B:97:THR:OG1	6	1.71
(1,33)	1:A:55:SER:N	2:B:99:HIS:C	6	1.71
(1,33)	1:A:55:SER:N	2:B:99:HIS:CA	6	1.71
(1,33)	1:A:55:SER:N	2:B:99:HIS:CB	6	1.71
(1,33)	1:A:55:SER:N	2:B:99:HIS:CD2	6	1.71
(1,33)	1:A:55:SER:N	2:B:99:HIS:CE1	6	1.71
(1,33)	1:A:55:SER:N	2:B:99:HIS:CG	6	1.71
(1,33)	1:A:55:SER:N	2:B:99:HIS:H	6	1.71
(1,33)	1:A:55:SER:N	2:B:99:HIS:HA	6	1.71
(1,33)	1:A:55:SER:N	2:B:99:HIS:HB2	6	1.71
(1,33)	1:A:55:SER:N	2:B:99:HIS:HB3	6	1.71
(1,33)	1:A:55:SER:N	2:B:99:HIS:HD1	6	1.71
(1,33)	1:A:55:SER:N	2:B:99:HIS:HD2	6	1.71
(1,33)	1:A:55:SER:N	2:B:99:HIS:HE1	6	1.71
(1,33)	1:A:55:SER:N	2:B:99:HIS:HE2	6	1.71
(1,33)	1:A:55:SER:N	2:B:99:HIS:N	6	1.71
(1,33)	1:A:55:SER:N	2:B:99:HIS:ND1	6	1.71
(1,33)	1:A:55:SER:N	2:B:99:HIS:NE2	6	1.71
(1,33)	1:A:55:SER:N	2:B:99:HIS:O	6	1.71
(1,33)	1:A:55:SER:N	2:B:101:VAL:C	6	1.71
(1,33)	1:A:55:SER:N	2:B:101:VAL:CA	6	1.71

*Continued on next page...*

*Continued from previous page...*

Key	Atom-1	Atom-2	Model ID	Violation (Å)
(1,33)	1:A:55:SER:N	2:B:101:VAL:CB	6	1.71
(1,33)	1:A:55:SER:N	2:B:101:VAL:CG1	6	1.71
(1,33)	1:A:55:SER:N	2:B:101:VAL:CG2	6	1.71
(1,33)	1:A:55:SER:N	2:B:101:VAL:H	6	1.71
(1,33)	1:A:55:SER:N	2:B:101:VAL:HA	6	1.71
(1,33)	1:A:55:SER:N	2:B:101:VAL:HB	6	1.71
(1,33)	1:A:55:SER:N	2:B:101:VAL:HG11	6	1.71
(1,33)	1:A:55:SER:N	2:B:101:VAL:HG12	6	1.71
(1,33)	1:A:55:SER:N	2:B:101:VAL:HG13	6	1.71
(1,33)	1:A:55:SER:N	2:B:101:VAL:HG21	6	1.71
(1,33)	1:A:55:SER:N	2:B:101:VAL:HG22	6	1.71
(1,33)	1:A:55:SER:N	2:B:101:VAL:HG23	6	1.71
(1,33)	1:A:55:SER:N	2:B:101:VAL:N	6	1.71
(1,33)	1:A:55:SER:N	2:B:101:VAL:O	6	1.71
(1,33)	1:A:55:SER:O	2:B:75:ILE:C	6	1.71
(1,33)	1:A:55:SER:O	2:B:75:ILE:CA	6	1.71
(1,33)	1:A:55:SER:O	2:B:75:ILE:CB	6	1.71
(1,33)	1:A:55:SER:O	2:B:75:ILE:CD1	6	1.71
(1,33)	1:A:55:SER:O	2:B:75:ILE:CG1	6	1.71
(1,33)	1:A:55:SER:O	2:B:75:ILE:CG2	6	1.71
(1,33)	1:A:55:SER:O	2:B:75:ILE:H	6	1.71
(1,33)	1:A:55:SER:O	2:B:75:ILE:HA	6	1.71
(1,33)	1:A:55:SER:O	2:B:75:ILE:HB	6	1.71
(1,33)	1:A:55:SER:O	2:B:75:ILE:HD11	6	1.71
(1,33)	1:A:55:SER:O	2:B:75:ILE:HD12	6	1.71
(1,33)	1:A:55:SER:O	2:B:75:ILE:HD13	6	1.71
(1,33)	1:A:55:SER:O	2:B:75:ILE:HG12	6	1.71
(1,33)	1:A:55:SER:O	2:B:75:ILE:HG13	6	1.71
(1,33)	1:A:55:SER:O	2:B:75:ILE:HG21	6	1.71
(1,33)	1:A:55:SER:O	2:B:75:ILE:HG22	6	1.71
(1,33)	1:A:55:SER:O	2:B:75:ILE:HG23	6	1.71
(1,33)	1:A:55:SER:O	2:B:75:ILE:N	6	1.71
(1,33)	1:A:55:SER:O	2:B:75:ILE:O	6	1.71
(1,33)	1:A:55:SER:O	2:B:77:ALA:C	6	1.71
(1,33)	1:A:55:SER:O	2:B:77:ALA:CA	6	1.71
(1,33)	1:A:55:SER:O	2:B:77:ALA:CB	6	1.71
(1,33)	1:A:55:SER:O	2:B:77:ALA:H	6	1.71
(1,33)	1:A:55:SER:O	2:B:77:ALA:HA	6	1.71
(1,33)	1:A:55:SER:O	2:B:77:ALA:HB1	6	1.71
(1,33)	1:A:55:SER:O	2:B:77:ALA:HB2	6	1.71
(1,33)	1:A:55:SER:O	2:B:77:ALA:HB3	6	1.71
(1,33)	1:A:55:SER:O	2:B:77:ALA:N	6	1.71

*Continued on next page...*

*Continued from previous page...*

Key	Atom-1	Atom-2	Model ID	Violation (Å)
(1,33)	1:A:55:SER:O	2:B:77:ALA:O	6	1.71
(1,33)	1:A:55:SER:O	2:B:78:GLY:C	6	1.71
(1,33)	1:A:55:SER:O	2:B:78:GLY:CA	6	1.71
(1,33)	1:A:55:SER:O	2:B:78:GLY:H	6	1.71
(1,33)	1:A:55:SER:O	2:B:78:GLY:HA2	6	1.71
(1,33)	1:A:55:SER:O	2:B:78:GLY:HA3	6	1.71
(1,33)	1:A:55:SER:O	2:B:78:GLY:N	6	1.71
(1,33)	1:A:55:SER:O	2:B:78:GLY:O	6	1.71
(1,33)	1:A:55:SER:O	2:B:79:LYS:C	6	1.71
(1,33)	1:A:55:SER:O	2:B:79:LYS:CA	6	1.71
(1,33)	1:A:55:SER:O	2:B:79:LYS:CB	6	1.71
(1,33)	1:A:55:SER:O	2:B:79:LYS:CD	6	1.71
(1,33)	1:A:55:SER:O	2:B:79:LYS:CE	6	1.71
(1,33)	1:A:55:SER:O	2:B:79:LYS:CG	6	1.71
(1,33)	1:A:55:SER:O	2:B:79:LYS:H	6	1.71
(1,33)	1:A:55:SER:O	2:B:79:LYS:HA	6	1.71
(1,33)	1:A:55:SER:O	2:B:79:LYS:HB2	6	1.71
(1,33)	1:A:55:SER:O	2:B:79:LYS:HB3	6	1.71
(1,33)	1:A:55:SER:O	2:B:79:LYS:HD2	6	1.71
(1,33)	1:A:55:SER:O	2:B:79:LYS:HD3	6	1.71
(1,33)	1:A:55:SER:O	2:B:79:LYS:HE2	6	1.71
(1,33)	1:A:55:SER:O	2:B:79:LYS:HE3	6	1.71
(1,33)	1:A:55:SER:O	2:B:79:LYS:HG2	6	1.71
(1,33)	1:A:55:SER:O	2:B:79:LYS:HG3	6	1.71
(1,33)	1:A:55:SER:O	2:B:79:LYS:HZ1	6	1.71
(1,33)	1:A:55:SER:O	2:B:79:LYS:HZ2	6	1.71
(1,33)	1:A:55:SER:O	2:B:79:LYS:HZ3	6	1.71
(1,33)	1:A:55:SER:O	2:B:79:LYS:N	6	1.71
(1,33)	1:A:55:SER:O	2:B:79:LYS:NZ	6	1.71
(1,33)	1:A:55:SER:O	2:B:79:LYS:O	6	1.71
(1,33)	1:A:55:SER:O	2:B:80:ILE:C	6	1.71
(1,33)	1:A:55:SER:O	2:B:80:ILE:CA	6	1.71
(1,33)	1:A:55:SER:O	2:B:80:ILE:CB	6	1.71
(1,33)	1:A:55:SER:O	2:B:80:ILE:CD1	6	1.71
(1,33)	1:A:55:SER:O	2:B:80:ILE:CG1	6	1.71
(1,33)	1:A:55:SER:O	2:B:80:ILE:CG2	6	1.71
(1,33)	1:A:55:SER:O	2:B:80:ILE:H	6	1.71
(1,33)	1:A:55:SER:O	2:B:80:ILE:HA	6	1.71
(1,33)	1:A:55:SER:O	2:B:80:ILE:HB	6	1.71
(1,33)	1:A:55:SER:O	2:B:80:ILE:HD11	6	1.71
(1,33)	1:A:55:SER:O	2:B:80:ILE:HD12	6	1.71
(1,33)	1:A:55:SER:O	2:B:80:ILE:HD13	6	1.71

*Continued on next page...*

*Continued from previous page...*

Key	Atom-1	Atom-2	Model ID	Violation (Å)
(1,33)	1:A:55:SER:O	2:B:80:ILE:HG12	6	1.71
(1,33)	1:A:55:SER:O	2:B:80:ILE:HG13	6	1.71
(1,33)	1:A:55:SER:O	2:B:80:ILE:HG21	6	1.71
(1,33)	1:A:55:SER:O	2:B:80:ILE:HG22	6	1.71
(1,33)	1:A:55:SER:O	2:B:80:ILE:HG23	6	1.71
(1,33)	1:A:55:SER:O	2:B:80:ILE:N	6	1.71
(1,33)	1:A:55:SER:O	2:B:80:ILE:O	6	1.71
(1,33)	1:A:55:SER:O	2:B:84:GLN:C	6	1.71
(1,33)	1:A:55:SER:O	2:B:84:GLN:CA	6	1.71
(1,33)	1:A:55:SER:O	2:B:84:GLN:CB	6	1.71
(1,33)	1:A:55:SER:O	2:B:84:GLN:CD	6	1.71
(1,33)	1:A:55:SER:O	2:B:84:GLN:CG	6	1.71
(1,33)	1:A:55:SER:O	2:B:84:GLN:H	6	1.71
(1,33)	1:A:55:SER:O	2:B:84:GLN:HA	6	1.71
(1,33)	1:A:55:SER:O	2:B:84:GLN:HB2	6	1.71
(1,33)	1:A:55:SER:O	2:B:84:GLN:HB3	6	1.71
(1,33)	1:A:55:SER:O	2:B:84:GLN:HE21	6	1.71
(1,33)	1:A:55:SER:O	2:B:84:GLN:HE22	6	1.71
(1,33)	1:A:55:SER:O	2:B:84:GLN:HG2	6	1.71
(1,33)	1:A:55:SER:O	2:B:84:GLN:HG3	6	1.71
(1,33)	1:A:55:SER:O	2:B:84:GLN:N	6	1.71
(1,33)	1:A:55:SER:O	2:B:84:GLN:NE2	6	1.71
(1,33)	1:A:55:SER:O	2:B:84:GLN:O	6	1.71
(1,33)	1:A:55:SER:O	2:B:84:GLN:OE1	6	1.71
(1,33)	1:A:55:SER:O	2:B:97:THR:C	6	1.71
(1,33)	1:A:55:SER:O	2:B:97:THR:CA	6	1.71
(1,33)	1:A:55:SER:O	2:B:97:THR:CB	6	1.71
(1,33)	1:A:55:SER:O	2:B:97:THR:CG2	6	1.71
(1,33)	1:A:55:SER:O	2:B:97:THR:H	6	1.71
(1,33)	1:A:55:SER:O	2:B:97:THR:HA	6	1.71
(1,33)	1:A:55:SER:O	2:B:97:THR:HB	6	1.71
(1,33)	1:A:55:SER:O	2:B:97:THR:HG1	6	1.71
(1,33)	1:A:55:SER:O	2:B:97:THR:HG21	6	1.71
(1,33)	1:A:55:SER:O	2:B:97:THR:HG22	6	1.71
(1,33)	1:A:55:SER:O	2:B:97:THR:HG23	6	1.71
(1,33)	1:A:55:SER:O	2:B:97:THR:N	6	1.71
(1,33)	1:A:55:SER:O	2:B:97:THR:O	6	1.71
(1,33)	1:A:55:SER:O	2:B:97:THR:OG1	6	1.71
(1,33)	1:A:55:SER:O	2:B:99:HIS:C	6	1.71
(1,33)	1:A:55:SER:O	2:B:99:HIS:CA	6	1.71
(1,33)	1:A:55:SER:O	2:B:99:HIS:CB	6	1.71
(1,33)	1:A:55:SER:O	2:B:99:HIS:CD2	6	1.71

*Continued on next page...*

*Continued from previous page...*

Key	Atom-1	Atom-2	Model ID	Violation (Å)
(1,33)	1:A:55:SER:O	2:B:99:HIS:CE1	6	1.71
(1,33)	1:A:55:SER:O	2:B:99:HIS:CG	6	1.71
(1,33)	1:A:55:SER:O	2:B:99:HIS:H	6	1.71
(1,33)	1:A:55:SER:O	2:B:99:HIS:HA	6	1.71
(1,33)	1:A:55:SER:O	2:B:99:HIS:HB2	6	1.71
(1,33)	1:A:55:SER:O	2:B:99:HIS:HB3	6	1.71
(1,33)	1:A:55:SER:O	2:B:99:HIS:HD1	6	1.71
(1,33)	1:A:55:SER:O	2:B:99:HIS:HD2	6	1.71
(1,33)	1:A:55:SER:O	2:B:99:HIS:HE1	6	1.71
(1,33)	1:A:55:SER:O	2:B:99:HIS:HE2	6	1.71
(1,33)	1:A:55:SER:O	2:B:99:HIS:N	6	1.71
(1,33)	1:A:55:SER:O	2:B:99:HIS:ND1	6	1.71
(1,33)	1:A:55:SER:O	2:B:99:HIS:NE2	6	1.71
(1,33)	1:A:55:SER:O	2:B:99:HIS:O	6	1.71
(1,33)	1:A:55:SER:O	2:B:101:VAL:C	6	1.71
(1,33)	1:A:55:SER:O	2:B:101:VAL:CA	6	1.71
(1,33)	1:A:55:SER:O	2:B:101:VAL:CB	6	1.71
(1,33)	1:A:55:SER:O	2:B:101:VAL:CG1	6	1.71
(1,33)	1:A:55:SER:O	2:B:101:VAL:CG2	6	1.71
(1,33)	1:A:55:SER:O	2:B:101:VAL:H	6	1.71
(1,33)	1:A:55:SER:O	2:B:101:VAL:HA	6	1.71
(1,33)	1:A:55:SER:O	2:B:101:VAL:HB	6	1.71
(1,33)	1:A:55:SER:O	2:B:101:VAL:HG11	6	1.71
(1,33)	1:A:55:SER:O	2:B:101:VAL:HG12	6	1.71
(1,33)	1:A:55:SER:O	2:B:101:VAL:HG13	6	1.71
(1,33)	1:A:55:SER:O	2:B:101:VAL:HG21	6	1.71
(1,33)	1:A:55:SER:O	2:B:101:VAL:HG22	6	1.71
(1,33)	1:A:55:SER:O	2:B:101:VAL:HG23	6	1.71
(1,33)	1:A:55:SER:O	2:B:101:VAL:N	6	1.71
(1,33)	1:A:55:SER:O	2:B:101:VAL:O	6	1.71
(1,33)	1:A:55:SER:OG	2:B:75:ILE:C	6	1.71
(1,33)	1:A:55:SER:OG	2:B:75:ILE:CA	6	1.71
(1,33)	1:A:55:SER:OG	2:B:75:ILE:CB	6	1.71
(1,33)	1:A:55:SER:OG	2:B:75:ILE:CD1	6	1.71
(1,33)	1:A:55:SER:OG	2:B:75:ILE:CG1	6	1.71
(1,33)	1:A:55:SER:OG	2:B:75:ILE:CG2	6	1.71
(1,33)	1:A:55:SER:OG	2:B:75:ILE:H	6	1.71
(1,33)	1:A:55:SER:OG	2:B:75:ILE:HA	6	1.71
(1,33)	1:A:55:SER:OG	2:B:75:ILE:HB	6	1.71
(1,33)	1:A:55:SER:OG	2:B:75:ILE:HD11	6	1.71
(1,33)	1:A:55:SER:OG	2:B:75:ILE:HD12	6	1.71
(1,33)	1:A:55:SER:OG	2:B:75:ILE:HD13	6	1.71

*Continued on next page...*

*Continued from previous page...*

Key	Atom-1	Atom-2	Model ID	Violation (Å)
(1,33)	1:A:55:SER:OG	2:B:75:ILE:HG12	6	1.71
(1,33)	1:A:55:SER:OG	2:B:75:ILE:HG13	6	1.71
(1,33)	1:A:55:SER:OG	2:B:75:ILE:HG21	6	1.71
(1,33)	1:A:55:SER:OG	2:B:75:ILE:HG22	6	1.71
(1,33)	1:A:55:SER:OG	2:B:75:ILE:HG23	6	1.71
(1,33)	1:A:55:SER:OG	2:B:75:ILE:N	6	1.71
(1,33)	1:A:55:SER:OG	2:B:75:ILE:O	6	1.71
(1,33)	1:A:55:SER:OG	2:B:77:ALA:C	6	1.71
(1,33)	1:A:55:SER:OG	2:B:77:ALA:CA	6	1.71
(1,33)	1:A:55:SER:OG	2:B:77:ALA:CB	6	1.71
(1,33)	1:A:55:SER:OG	2:B:77:ALA:H	6	1.71
(1,33)	1:A:55:SER:OG	2:B:77:ALA:HA	6	1.71
(1,33)	1:A:55:SER:OG	2:B:77:ALA:HB1	6	1.71
(1,33)	1:A:55:SER:OG	2:B:77:ALA:HB2	6	1.71
(1,33)	1:A:55:SER:OG	2:B:77:ALA:HB3	6	1.71
(1,33)	1:A:55:SER:OG	2:B:77:ALA:N	6	1.71
(1,33)	1:A:55:SER:OG	2:B:77:ALA:O	6	1.71
(1,33)	1:A:55:SER:OG	2:B:78:GLY:C	6	1.71
(1,33)	1:A:55:SER:OG	2:B:78:GLY:CA	6	1.71
(1,33)	1:A:55:SER:OG	2:B:78:GLY:H	6	1.71
(1,33)	1:A:55:SER:OG	2:B:78:GLY:HA2	6	1.71
(1,33)	1:A:55:SER:OG	2:B:78:GLY:HA3	6	1.71
(1,33)	1:A:55:SER:OG	2:B:78:GLY:N	6	1.71
(1,33)	1:A:55:SER:OG	2:B:78:GLY:O	6	1.71
(1,33)	1:A:55:SER:OG	2:B:79:LYS:C	6	1.71
(1,33)	1:A:55:SER:OG	2:B:79:LYS:CA	6	1.71
(1,33)	1:A:55:SER:OG	2:B:79:LYS:CB	6	1.71
(1,33)	1:A:55:SER:OG	2:B:79:LYS:CD	6	1.71
(1,33)	1:A:55:SER:OG	2:B:79:LYS:CE	6	1.71
(1,33)	1:A:55:SER:OG	2:B:79:LYS:CG	6	1.71
(1,33)	1:A:55:SER:OG	2:B:79:LYS:H	6	1.71
(1,33)	1:A:55:SER:OG	2:B:79:LYS:HA	6	1.71
(1,33)	1:A:55:SER:OG	2:B:79:LYS:HB2	6	1.71
(1,33)	1:A:55:SER:OG	2:B:79:LYS:HB3	6	1.71
(1,33)	1:A:55:SER:OG	2:B:79:LYS:HD2	6	1.71
(1,33)	1:A:55:SER:OG	2:B:79:LYS:HD3	6	1.71
(1,33)	1:A:55:SER:OG	2:B:79:LYS:HE2	6	1.71
(1,33)	1:A:55:SER:OG	2:B:79:LYS:HE3	6	1.71
(1,33)	1:A:55:SER:OG	2:B:79:LYS:HG2	6	1.71
(1,33)	1:A:55:SER:OG	2:B:79:LYS:HG3	6	1.71
(1,33)	1:A:55:SER:OG	2:B:79:LYS:HZ1	6	1.71
(1,33)	1:A:55:SER:OG	2:B:79:LYS:HZ2	6	1.71

*Continued on next page...*



*Continued from previous page...*

Key	Atom-1	Atom-2	Model ID	Violation (Å)
(1,33)	1:A:55:SER:OG	2:B:79:LYS:HZ3	6	1.71
(1,33)	1:A:55:SER:OG	2:B:79:LYS:N	6	1.71
(1,33)	1:A:55:SER:OG	2:B:79:LYS:NZ	6	1.71
(1,33)	1:A:55:SER:OG	2:B:79:LYS:O	6	1.71
(1,33)	1:A:55:SER:OG	2:B:80:ILE:C	6	1.71
(1,33)	1:A:55:SER:OG	2:B:80:ILE:CA	6	1.71
(1,33)	1:A:55:SER:OG	2:B:80:ILE:CB	6	1.71
(1,33)	1:A:55:SER:OG	2:B:80:ILE:CD1	6	1.71
(1,33)	1:A:55:SER:OG	2:B:80:ILE:CG1	6	1.71
(1,33)	1:A:55:SER:OG	2:B:80:ILE:CG2	6	1.71
(1,33)	1:A:55:SER:OG	2:B:80:ILE:H	6	1.71
(1,33)	1:A:55:SER:OG	2:B:80:ILE:HA	6	1.71
(1,33)	1:A:55:SER:OG	2:B:80:ILE:HB	6	1.71
(1,33)	1:A:55:SER:OG	2:B:80:ILE:HD11	6	1.71
(1,33)	1:A:55:SER:OG	2:B:80:ILE:HD12	6	1.71
(1,33)	1:A:55:SER:OG	2:B:80:ILE:HD13	6	1.71
(1,33)	1:A:55:SER:OG	2:B:80:ILE:HG12	6	1.71
(1,33)	1:A:55:SER:OG	2:B:80:ILE:HG13	6	1.71
(1,33)	1:A:55:SER:OG	2:B:80:ILE:HG21	6	1.71
(1,33)	1:A:55:SER:OG	2:B:80:ILE:HG22	6	1.71
(1,33)	1:A:55:SER:OG	2:B:80:ILE:HG23	6	1.71
(1,33)	1:A:55:SER:OG	2:B:80:ILE:N	6	1.71
(1,33)	1:A:55:SER:OG	2:B:80:ILE:O	6	1.71
(1,33)	1:A:55:SER:OG	2:B:84:GLN:C	6	1.71
(1,33)	1:A:55:SER:OG	2:B:84:GLN:CA	6	1.71
(1,33)	1:A:55:SER:OG	2:B:84:GLN:CB	6	1.71
(1,33)	1:A:55:SER:OG	2:B:84:GLN:CD	6	1.71
(1,33)	1:A:55:SER:OG	2:B:84:GLN:CG	6	1.71
(1,33)	1:A:55:SER:OG	2:B:84:GLN:H	6	1.71
(1,33)	1:A:55:SER:OG	2:B:84:GLN:HA	6	1.71
(1,33)	1:A:55:SER:OG	2:B:84:GLN:HB2	6	1.71
(1,33)	1:A:55:SER:OG	2:B:84:GLN:HB3	6	1.71
(1,33)	1:A:55:SER:OG	2:B:84:GLN:HE21	6	1.71
(1,33)	1:A:55:SER:OG	2:B:84:GLN:HE22	6	1.71
(1,33)	1:A:55:SER:OG	2:B:84:GLN:HG2	6	1.71
(1,33)	1:A:55:SER:OG	2:B:84:GLN:HG3	6	1.71
(1,33)	1:A:55:SER:OG	2:B:84:GLN:N	6	1.71
(1,33)	1:A:55:SER:OG	2:B:84:GLN:NE2	6	1.71
(1,33)	1:A:55:SER:OG	2:B:84:GLN:O	6	1.71
(1,33)	1:A:55:SER:OG	2:B:84:GLN:OE1	6	1.71
(1,33)	1:A:55:SER:OG	2:B:97:THR:C	6	1.71
(1,33)	1:A:55:SER:OG	2:B:97:THR:CA	6	1.71

*Continued on next page...*

*Continued from previous page...*

Key	Atom-1	Atom-2	Model ID	Violation (Å)
(1,33)	1:A:55:SER:OG	2:B:97:THR:CB	6	1.71
(1,33)	1:A:55:SER:OG	2:B:97:THR:CG2	6	1.71
(1,33)	1:A:55:SER:OG	2:B:97:THR:H	6	1.71
(1,33)	1:A:55:SER:OG	2:B:97:THR:HA	6	1.71
(1,33)	1:A:55:SER:OG	2:B:97:THR:HB	6	1.71
(1,33)	1:A:55:SER:OG	2:B:97:THR:HG1	6	1.71
(1,33)	1:A:55:SER:OG	2:B:97:THR:HG21	6	1.71
(1,33)	1:A:55:SER:OG	2:B:97:THR:HG22	6	1.71
(1,33)	1:A:55:SER:OG	2:B:97:THR:HG23	6	1.71
(1,33)	1:A:55:SER:OG	2:B:97:THR:N	6	1.71
(1,33)	1:A:55:SER:OG	2:B:97:THR:O	6	1.71
(1,33)	1:A:55:SER:OG	2:B:97:THR:OG1	6	1.71
(1,33)	1:A:55:SER:OG	2:B:99:HIS:C	6	1.71
(1,33)	1:A:55:SER:OG	2:B:99:HIS:CA	6	1.71
(1,33)	1:A:55:SER:OG	2:B:99:HIS:CB	6	1.71
(1,33)	1:A:55:SER:OG	2:B:99:HIS:CD2	6	1.71
(1,33)	1:A:55:SER:OG	2:B:99:HIS:CE1	6	1.71
(1,33)	1:A:55:SER:OG	2:B:99:HIS:CG	6	1.71
(1,33)	1:A:55:SER:OG	2:B:99:HIS:H	6	1.71
(1,33)	1:A:55:SER:OG	2:B:99:HIS:HA	6	1.71
(1,33)	1:A:55:SER:OG	2:B:99:HIS:HB2	6	1.71
(1,33)	1:A:55:SER:OG	2:B:99:HIS:HB3	6	1.71
(1,33)	1:A:55:SER:OG	2:B:99:HIS:HD1	6	1.71
(1,33)	1:A:55:SER:OG	2:B:99:HIS:HD2	6	1.71
(1,33)	1:A:55:SER:OG	2:B:99:HIS:HE1	6	1.71
(1,33)	1:A:55:SER:OG	2:B:99:HIS:HE2	6	1.71
(1,33)	1:A:55:SER:OG	2:B:99:HIS:N	6	1.71
(1,33)	1:A:55:SER:OG	2:B:99:HIS:ND1	6	1.71
(1,33)	1:A:55:SER:OG	2:B:99:HIS:NE2	6	1.71
(1,33)	1:A:55:SER:OG	2:B:99:HIS:O	6	1.71
(1,33)	1:A:55:SER:OG	2:B:101:VAL:C	6	1.71
(1,33)	1:A:55:SER:OG	2:B:101:VAL:CA	6	1.71
(1,33)	1:A:55:SER:OG	2:B:101:VAL:CB	6	1.71
(1,33)	1:A:55:SER:OG	2:B:101:VAL:CG1	6	1.71
(1,33)	1:A:55:SER:OG	2:B:101:VAL:CG2	6	1.71
(1,33)	1:A:55:SER:OG	2:B:101:VAL:H	6	1.71
(1,33)	1:A:55:SER:OG	2:B:101:VAL:HA	6	1.71
(1,33)	1:A:55:SER:OG	2:B:101:VAL:HB	6	1.71
(1,33)	1:A:55:SER:OG	2:B:101:VAL:HG11	6	1.71
(1,33)	1:A:55:SER:OG	2:B:101:VAL:HG12	6	1.71
(1,33)	1:A:55:SER:OG	2:B:101:VAL:HG13	6	1.71
(1,33)	1:A:55:SER:OG	2:B:101:VAL:HG21	6	1.71

*Continued on next page...*

*Continued from previous page...*

Key	Atom-1	Atom-2	Model ID	Violation (Å)
(1,33)	1:A:55:SER:OG	2:B:101:VAL:HG22	6	1.71
(1,33)	1:A:55:SER:OG	2:B:101:VAL:HG23	6	1.71
(1,33)	1:A:55:SER:OG	2:B:101:VAL:N	6	1.71
(1,33)	1:A:55:SER:OG	2:B:101:VAL:O	6	1.71
(1,33)	1:A:55:SER:C	2:B:75:ILE:C	13	1.71
(1,33)	1:A:55:SER:C	2:B:75:ILE:CA	13	1.71
(1,33)	1:A:55:SER:C	2:B:75:ILE:CB	13	1.71
(1,33)	1:A:55:SER:C	2:B:75:ILE:CD1	13	1.71
(1,33)	1:A:55:SER:C	2:B:75:ILE:CG1	13	1.71
(1,33)	1:A:55:SER:C	2:B:75:ILE:CG2	13	1.71
(1,33)	1:A:55:SER:C	2:B:75:ILE:H	13	1.71
(1,33)	1:A:55:SER:C	2:B:75:ILE:HA	13	1.71
(1,33)	1:A:55:SER:C	2:B:75:ILE:HB	13	1.71
(1,33)	1:A:55:SER:C	2:B:75:ILE:HD11	13	1.71
(1,33)	1:A:55:SER:C	2:B:75:ILE:HD12	13	1.71
(1,33)	1:A:55:SER:C	2:B:75:ILE:HD13	13	1.71
(1,33)	1:A:55:SER:C	2:B:75:ILE:HG12	13	1.71
(1,33)	1:A:55:SER:C	2:B:75:ILE:HG13	13	1.71
(1,33)	1:A:55:SER:C	2:B:75:ILE:HG21	13	1.71
(1,33)	1:A:55:SER:C	2:B:75:ILE:HG22	13	1.71
(1,33)	1:A:55:SER:C	2:B:75:ILE:HG23	13	1.71
(1,33)	1:A:55:SER:C	2:B:75:ILE:N	13	1.71
(1,33)	1:A:55:SER:C	2:B:75:ILE:O	13	1.71
(1,33)	1:A:55:SER:C	2:B:77:ALA:C	13	1.71
(1,33)	1:A:55:SER:C	2:B:77:ALA:CA	13	1.71
(1,33)	1:A:55:SER:C	2:B:77:ALA:CB	13	1.71
(1,33)	1:A:55:SER:C	2:B:77:ALA:H	13	1.71
(1,33)	1:A:55:SER:C	2:B:77:ALA:HA	13	1.71
(1,33)	1:A:55:SER:C	2:B:77:ALA:HB1	13	1.71
(1,33)	1:A:55:SER:C	2:B:77:ALA:HB2	13	1.71
(1,33)	1:A:55:SER:C	2:B:77:ALA:HB3	13	1.71
(1,33)	1:A:55:SER:C	2:B:77:ALA:N	13	1.71
(1,33)	1:A:55:SER:C	2:B:77:ALA:O	13	1.71
(1,33)	1:A:55:SER:C	2:B:78:GLY:C	13	1.71
(1,33)	1:A:55:SER:C	2:B:78:GLY:CA	13	1.71
(1,33)	1:A:55:SER:C	2:B:78:GLY:H	13	1.71
(1,33)	1:A:55:SER:C	2:B:78:GLY:HA2	13	1.71
(1,33)	1:A:55:SER:C	2:B:78:GLY:HA3	13	1.71
(1,33)	1:A:55:SER:C	2:B:78:GLY:N	13	1.71
(1,33)	1:A:55:SER:C	2:B:78:GLY:O	13	1.71
(1,33)	1:A:55:SER:C	2:B:79:LYS:C	13	1.71
(1,33)	1:A:55:SER:C	2:B:79:LYS:CA	13	1.71

*Continued on next page...*

*Continued from previous page...*

Key	Atom-1	Atom-2	Model ID	Violation (Å)
(1,33)	1:A:55:SER:C	2:B:79:LYS:CB	13	1.71
(1,33)	1:A:55:SER:C	2:B:79:LYS:CD	13	1.71
(1,33)	1:A:55:SER:C	2:B:79:LYS:CE	13	1.71
(1,33)	1:A:55:SER:C	2:B:79:LYS:CG	13	1.71
(1,33)	1:A:55:SER:C	2:B:79:LYS:H	13	1.71
(1,33)	1:A:55:SER:C	2:B:79:LYS:HA	13	1.71
(1,33)	1:A:55:SER:C	2:B:79:LYS:HB2	13	1.71
(1,33)	1:A:55:SER:C	2:B:79:LYS:HB3	13	1.71
(1,33)	1:A:55:SER:C	2:B:79:LYS:HD2	13	1.71
(1,33)	1:A:55:SER:C	2:B:79:LYS:HD3	13	1.71
(1,33)	1:A:55:SER:C	2:B:79:LYS:HE2	13	1.71
(1,33)	1:A:55:SER:C	2:B:79:LYS:HE3	13	1.71
(1,33)	1:A:55:SER:C	2:B:79:LYS:HG2	13	1.71
(1,33)	1:A:55:SER:C	2:B:79:LYS:HG3	13	1.71
(1,33)	1:A:55:SER:C	2:B:79:LYS:HZ1	13	1.71
(1,33)	1:A:55:SER:C	2:B:79:LYS:HZ2	13	1.71
(1,33)	1:A:55:SER:C	2:B:79:LYS:HZ3	13	1.71
(1,33)	1:A:55:SER:C	2:B:79:LYS:N	13	1.71
(1,33)	1:A:55:SER:C	2:B:79:LYS:NZ	13	1.71
(1,33)	1:A:55:SER:C	2:B:79:LYS:O	13	1.71
(1,33)	1:A:55:SER:C	2:B:80:ILE:C	13	1.71
(1,33)	1:A:55:SER:C	2:B:80:ILE:CA	13	1.71
(1,33)	1:A:55:SER:C	2:B:80:ILE:CB	13	1.71
(1,33)	1:A:55:SER:C	2:B:80:ILE:CD1	13	1.71
(1,33)	1:A:55:SER:C	2:B:80:ILE:CG1	13	1.71
(1,33)	1:A:55:SER:C	2:B:80:ILE:CG2	13	1.71
(1,33)	1:A:55:SER:C	2:B:80:ILE:H	13	1.71
(1,33)	1:A:55:SER:C	2:B:80:ILE:HA	13	1.71
(1,33)	1:A:55:SER:C	2:B:80:ILE:HB	13	1.71
(1,33)	1:A:55:SER:C	2:B:80:ILE:HD11	13	1.71
(1,33)	1:A:55:SER:C	2:B:80:ILE:HD12	13	1.71
(1,33)	1:A:55:SER:C	2:B:80:ILE:HD13	13	1.71
(1,33)	1:A:55:SER:C	2:B:80:ILE:HG12	13	1.71
(1,33)	1:A:55:SER:C	2:B:80:ILE:HG13	13	1.71
(1,33)	1:A:55:SER:C	2:B:80:ILE:HG21	13	1.71
(1,33)	1:A:55:SER:C	2:B:80:ILE:HG22	13	1.71
(1,33)	1:A:55:SER:C	2:B:80:ILE:HG23	13	1.71
(1,33)	1:A:55:SER:C	2:B:80:ILE:N	13	1.71
(1,33)	1:A:55:SER:C	2:B:80:ILE:O	13	1.71
(1,33)	1:A:55:SER:C	2:B:84:GLN:C	13	1.71
(1,33)	1:A:55:SER:C	2:B:84:GLN:CA	13	1.71
(1,33)	1:A:55:SER:C	2:B:84:GLN:CB	13	1.71

*Continued on next page...*

*Continued from previous page...*

Key	Atom-1	Atom-2	Model ID	Violation (Å)
(1,33)	1:A:55:SER:C	2:B:84:GLN:CD	13	1.71
(1,33)	1:A:55:SER:C	2:B:84:GLN:CG	13	1.71
(1,33)	1:A:55:SER:C	2:B:84:GLN:H	13	1.71
(1,33)	1:A:55:SER:C	2:B:84:GLN:HA	13	1.71
(1,33)	1:A:55:SER:C	2:B:84:GLN:HB2	13	1.71
(1,33)	1:A:55:SER:C	2:B:84:GLN:HB3	13	1.71
(1,33)	1:A:55:SER:C	2:B:84:GLN:HE21	13	1.71
(1,33)	1:A:55:SER:C	2:B:84:GLN:HE22	13	1.71
(1,33)	1:A:55:SER:C	2:B:84:GLN:HG2	13	1.71
(1,33)	1:A:55:SER:C	2:B:84:GLN:HG3	13	1.71
(1,33)	1:A:55:SER:C	2:B:84:GLN:N	13	1.71
(1,33)	1:A:55:SER:C	2:B:84:GLN:NE2	13	1.71
(1,33)	1:A:55:SER:C	2:B:84:GLN:O	13	1.71
(1,33)	1:A:55:SER:C	2:B:84:GLN:OE1	13	1.71
(1,33)	1:A:55:SER:C	2:B:97:THR:C	13	1.71
(1,33)	1:A:55:SER:C	2:B:97:THR:CA	13	1.71
(1,33)	1:A:55:SER:C	2:B:97:THR:CB	13	1.71
(1,33)	1:A:55:SER:C	2:B:97:THR:CG2	13	1.71
(1,33)	1:A:55:SER:C	2:B:97:THR:H	13	1.71
(1,33)	1:A:55:SER:C	2:B:97:THR:HA	13	1.71
(1,33)	1:A:55:SER:C	2:B:97:THR:HB	13	1.71
(1,33)	1:A:55:SER:C	2:B:97:THR:HG1	13	1.71
(1,33)	1:A:55:SER:C	2:B:97:THR:HG21	13	1.71
(1,33)	1:A:55:SER:C	2:B:97:THR:HG22	13	1.71
(1,33)	1:A:55:SER:C	2:B:97:THR:HG23	13	1.71
(1,33)	1:A:55:SER:C	2:B:97:THR:N	13	1.71
(1,33)	1:A:55:SER:C	2:B:97:THR:O	13	1.71
(1,33)	1:A:55:SER:C	2:B:97:THR:OG1	13	1.71
(1,33)	1:A:55:SER:C	2:B:99:HIS:C	13	1.71
(1,33)	1:A:55:SER:C	2:B:99:HIS:CA	13	1.71
(1,33)	1:A:55:SER:C	2:B:99:HIS:CB	13	1.71
(1,33)	1:A:55:SER:C	2:B:99:HIS:CD2	13	1.71
(1,33)	1:A:55:SER:C	2:B:99:HIS:CE1	13	1.71
(1,33)	1:A:55:SER:C	2:B:99:HIS:CG	13	1.71
(1,33)	1:A:55:SER:C	2:B:99:HIS:H	13	1.71
(1,33)	1:A:55:SER:C	2:B:99:HIS:HA	13	1.71
(1,33)	1:A:55:SER:C	2:B:99:HIS:HB2	13	1.71
(1,33)	1:A:55:SER:C	2:B:99:HIS:HB3	13	1.71
(1,33)	1:A:55:SER:C	2:B:99:HIS:HD1	13	1.71
(1,33)	1:A:55:SER:C	2:B:99:HIS:HD2	13	1.71
(1,33)	1:A:55:SER:C	2:B:99:HIS:HE1	13	1.71
(1,33)	1:A:55:SER:C	2:B:99:HIS:HE2	13	1.71

*Continued on next page...*

*Continued from previous page...*

Key	Atom-1	Atom-2	Model ID	Violation (Å)
(1,33)	1:A:55:SER:C	2:B:99:HIS:N	13	1.71
(1,33)	1:A:55:SER:C	2:B:99:HIS:ND1	13	1.71
(1,33)	1:A:55:SER:C	2:B:99:HIS:NE2	13	1.71
(1,33)	1:A:55:SER:C	2:B:99:HIS:O	13	1.71
(1,33)	1:A:55:SER:C	2:B:101:VAL:C	13	1.71
(1,33)	1:A:55:SER:C	2:B:101:VAL:CA	13	1.71
(1,33)	1:A:55:SER:C	2:B:101:VAL:CB	13	1.71
(1,33)	1:A:55:SER:C	2:B:101:VAL:CG1	13	1.71
(1,33)	1:A:55:SER:C	2:B:101:VAL:CG2	13	1.71
(1,33)	1:A:55:SER:C	2:B:101:VAL:H	13	1.71
(1,33)	1:A:55:SER:C	2:B:101:VAL:HA	13	1.71
(1,33)	1:A:55:SER:C	2:B:101:VAL:HB	13	1.71
(1,33)	1:A:55:SER:C	2:B:101:VAL:HG11	13	1.71
(1,33)	1:A:55:SER:C	2:B:101:VAL:HG12	13	1.71
(1,33)	1:A:55:SER:C	2:B:101:VAL:HG13	13	1.71
(1,33)	1:A:55:SER:C	2:B:101:VAL:HG21	13	1.71
(1,33)	1:A:55:SER:C	2:B:101:VAL:HG22	13	1.71
(1,33)	1:A:55:SER:C	2:B:101:VAL:HG23	13	1.71
(1,33)	1:A:55:SER:C	2:B:101:VAL:N	13	1.71
(1,33)	1:A:55:SER:C	2:B:101:VAL:O	13	1.71
(1,33)	1:A:55:SER:CA	2:B:75:ILE:C	13	1.71
(1,33)	1:A:55:SER:CA	2:B:75:ILE:CA	13	1.71
(1,33)	1:A:55:SER:CA	2:B:75:ILE:CB	13	1.71
(1,33)	1:A:55:SER:CA	2:B:75:ILE:CD1	13	1.71
(1,33)	1:A:55:SER:CA	2:B:75:ILE:CG1	13	1.71
(1,33)	1:A:55:SER:CA	2:B:75:ILE:CG2	13	1.71
(1,33)	1:A:55:SER:CA	2:B:75:ILE:H	13	1.71
(1,33)	1:A:55:SER:CA	2:B:75:ILE:HA	13	1.71
(1,33)	1:A:55:SER:CA	2:B:75:ILE:HB	13	1.71
(1,33)	1:A:55:SER:CA	2:B:75:ILE:HD11	13	1.71
(1,33)	1:A:55:SER:CA	2:B:75:ILE:HD12	13	1.71
(1,33)	1:A:55:SER:CA	2:B:75:ILE:HD13	13	1.71
(1,33)	1:A:55:SER:CA	2:B:75:ILE:HG12	13	1.71
(1,33)	1:A:55:SER:CA	2:B:75:ILE:HG13	13	1.71
(1,33)	1:A:55:SER:CA	2:B:75:ILE:HG21	13	1.71
(1,33)	1:A:55:SER:CA	2:B:75:ILE:HG22	13	1.71
(1,33)	1:A:55:SER:CA	2:B:75:ILE:HG23	13	1.71
(1,33)	1:A:55:SER:CA	2:B:75:ILE:N	13	1.71
(1,33)	1:A:55:SER:CA	2:B:75:ILE:O	13	1.71
(1,33)	1:A:55:SER:CA	2:B:77:ALA:C	13	1.71
(1,33)	1:A:55:SER:CA	2:B:77:ALA:CA	13	1.71
(1,33)	1:A:55:SER:CA	2:B:77:ALA:CB	13	1.71

*Continued on next page...*

*Continued from previous page...*

Key	Atom-1	Atom-2	Model ID	Violation (Å)
(1,33)	1:A:55:SER:CA	2:B:77:ALA:H	13	1.71
(1,33)	1:A:55:SER:CA	2:B:77:ALA:HA	13	1.71
(1,33)	1:A:55:SER:CA	2:B:77:ALA:HB1	13	1.71
(1,33)	1:A:55:SER:CA	2:B:77:ALA:HB2	13	1.71
(1,33)	1:A:55:SER:CA	2:B:77:ALA:HB3	13	1.71
(1,33)	1:A:55:SER:CA	2:B:77:ALA:N	13	1.71
(1,33)	1:A:55:SER:CA	2:B:77:ALA:O	13	1.71
(1,33)	1:A:55:SER:CA	2:B:78:GLY:C	13	1.71
(1,33)	1:A:55:SER:CA	2:B:78:GLY:CA	13	1.71
(1,33)	1:A:55:SER:CA	2:B:78:GLY:H	13	1.71
(1,33)	1:A:55:SER:CA	2:B:78:GLY:HA2	13	1.71
(1,33)	1:A:55:SER:CA	2:B:78:GLY:HA3	13	1.71
(1,33)	1:A:55:SER:CA	2:B:78:GLY:N	13	1.71
(1,33)	1:A:55:SER:CA	2:B:78:GLY:O	13	1.71
(1,33)	1:A:55:SER:CA	2:B:79:LYS:C	13	1.71
(1,33)	1:A:55:SER:CA	2:B:79:LYS:CA	13	1.71
(1,33)	1:A:55:SER:CA	2:B:79:LYS:CB	13	1.71
(1,33)	1:A:55:SER:CA	2:B:79:LYS:CD	13	1.71
(1,33)	1:A:55:SER:CA	2:B:79:LYS:CE	13	1.71
(1,33)	1:A:55:SER:CA	2:B:79:LYS:CG	13	1.71
(1,33)	1:A:55:SER:CA	2:B:79:LYS:H	13	1.71
(1,33)	1:A:55:SER:CA	2:B:79:LYS:HA	13	1.71
(1,33)	1:A:55:SER:CA	2:B:79:LYS:HB2	13	1.71
(1,33)	1:A:55:SER:CA	2:B:79:LYS:HB3	13	1.71
(1,33)	1:A:55:SER:CA	2:B:79:LYS:HD2	13	1.71
(1,33)	1:A:55:SER:CA	2:B:79:LYS:HD3	13	1.71
(1,33)	1:A:55:SER:CA	2:B:79:LYS:HE2	13	1.71
(1,33)	1:A:55:SER:CA	2:B:79:LYS:HE3	13	1.71
(1,33)	1:A:55:SER:CA	2:B:79:LYS:HG2	13	1.71
(1,33)	1:A:55:SER:CA	2:B:79:LYS:HG3	13	1.71
(1,33)	1:A:55:SER:CA	2:B:79:LYS:HZ1	13	1.71
(1,33)	1:A:55:SER:CA	2:B:79:LYS:HZ2	13	1.71
(1,33)	1:A:55:SER:CA	2:B:79:LYS:HZ3	13	1.71
(1,33)	1:A:55:SER:CA	2:B:79:LYS:N	13	1.71
(1,33)	1:A:55:SER:CA	2:B:79:LYS:NZ	13	1.71
(1,33)	1:A:55:SER:CA	2:B:79:LYS:O	13	1.71
(1,33)	1:A:55:SER:CA	2:B:80:ILE:C	13	1.71
(1,33)	1:A:55:SER:CA	2:B:80:ILE:CA	13	1.71
(1,33)	1:A:55:SER:CA	2:B:80:ILE:CB	13	1.71
(1,33)	1:A:55:SER:CA	2:B:80:ILE:CD1	13	1.71
(1,33)	1:A:55:SER:CA	2:B:80:ILE:CG1	13	1.71
(1,33)	1:A:55:SER:CA	2:B:80:ILE:CG2	13	1.71

*Continued on next page...*

*Continued from previous page...*

Key	Atom-1	Atom-2	Model ID	Violation (Å)
(1,33)	1:A:55:SER:CA	2:B:80:ILE:H	13	1.71
(1,33)	1:A:55:SER:CA	2:B:80:ILE:HA	13	1.71
(1,33)	1:A:55:SER:CA	2:B:80:ILE:HB	13	1.71
(1,33)	1:A:55:SER:CA	2:B:80:ILE:HD11	13	1.71
(1,33)	1:A:55:SER:CA	2:B:80:ILE:HD12	13	1.71
(1,33)	1:A:55:SER:CA	2:B:80:ILE:HD13	13	1.71
(1,33)	1:A:55:SER:CA	2:B:80:ILE:HG12	13	1.71
(1,33)	1:A:55:SER:CA	2:B:80:ILE:HG13	13	1.71
(1,33)	1:A:55:SER:CA	2:B:80:ILE:HG21	13	1.71
(1,33)	1:A:55:SER:CA	2:B:80:ILE:HG22	13	1.71
(1,33)	1:A:55:SER:CA	2:B:80:ILE:HG23	13	1.71
(1,33)	1:A:55:SER:CA	2:B:80:ILE:N	13	1.71
(1,33)	1:A:55:SER:CA	2:B:80:ILE:O	13	1.71
(1,33)	1:A:55:SER:CA	2:B:84:GLN:C	13	1.71
(1,33)	1:A:55:SER:CA	2:B:84:GLN:CA	13	1.71
(1,33)	1:A:55:SER:CA	2:B:84:GLN:CB	13	1.71
(1,33)	1:A:55:SER:CA	2:B:84:GLN:CD	13	1.71
(1,33)	1:A:55:SER:CA	2:B:84:GLN:CG	13	1.71
(1,33)	1:A:55:SER:CA	2:B:84:GLN:H	13	1.71
(1,33)	1:A:55:SER:CA	2:B:84:GLN:HA	13	1.71
(1,33)	1:A:55:SER:CA	2:B:84:GLN:HB2	13	1.71
(1,33)	1:A:55:SER:CA	2:B:84:GLN:HB3	13	1.71
(1,33)	1:A:55:SER:CA	2:B:84:GLN:HE21	13	1.71
(1,33)	1:A:55:SER:CA	2:B:84:GLN:HE22	13	1.71
(1,33)	1:A:55:SER:CA	2:B:84:GLN:HG2	13	1.71
(1,33)	1:A:55:SER:CA	2:B:84:GLN:HG3	13	1.71
(1,33)	1:A:55:SER:CA	2:B:84:GLN:N	13	1.71
(1,33)	1:A:55:SER:CA	2:B:84:GLN:NE2	13	1.71
(1,33)	1:A:55:SER:CA	2:B:84:GLN:O	13	1.71
(1,33)	1:A:55:SER:CA	2:B:84:GLN:OE1	13	1.71
(1,33)	1:A:55:SER:CA	2:B:97:THR:C	13	1.71
(1,33)	1:A:55:SER:CA	2:B:97:THR:CA	13	1.71
(1,33)	1:A:55:SER:CA	2:B:97:THR:CB	13	1.71
(1,33)	1:A:55:SER:CA	2:B:97:THR:CG2	13	1.71
(1,33)	1:A:55:SER:CA	2:B:97:THR:H	13	1.71
(1,33)	1:A:55:SER:CA	2:B:97:THR:HA	13	1.71
(1,33)	1:A:55:SER:CA	2:B:97:THR:HB	13	1.71
(1,33)	1:A:55:SER:CA	2:B:97:THR:HG1	13	1.71
(1,33)	1:A:55:SER:CA	2:B:97:THR:HG21	13	1.71
(1,33)	1:A:55:SER:CA	2:B:97:THR:HG22	13	1.71
(1,33)	1:A:55:SER:CA	2:B:97:THR:HG23	13	1.71
(1,33)	1:A:55:SER:CA	2:B:97:THR:N	13	1.71

*Continued on next page...*



*Continued from previous page...*

Key	Atom-1	Atom-2	Model ID	Violation (Å)
(1,33)	1:A:55:SER:CA	2:B:97:THR:O	13	1.71
(1,33)	1:A:55:SER:CA	2:B:97:THR:OG1	13	1.71
(1,33)	1:A:55:SER:CA	2:B:99:HIS:C	13	1.71
(1,33)	1:A:55:SER:CA	2:B:99:HIS:CA	13	1.71
(1,33)	1:A:55:SER:CA	2:B:99:HIS:CB	13	1.71
(1,33)	1:A:55:SER:CA	2:B:99:HIS:CD2	13	1.71
(1,33)	1:A:55:SER:CA	2:B:99:HIS:CE1	13	1.71
(1,33)	1:A:55:SER:CA	2:B:99:HIS:CG	13	1.71
(1,33)	1:A:55:SER:CA	2:B:99:HIS:H	13	1.71
(1,33)	1:A:55:SER:CA	2:B:99:HIS:HA	13	1.71
(1,33)	1:A:55:SER:CA	2:B:99:HIS:HB2	13	1.71
(1,33)	1:A:55:SER:CA	2:B:99:HIS:HB3	13	1.71
(1,33)	1:A:55:SER:CA	2:B:99:HIS:HD1	13	1.71
(1,33)	1:A:55:SER:CA	2:B:99:HIS:HD2	13	1.71
(1,33)	1:A:55:SER:CA	2:B:99:HIS:HE1	13	1.71
(1,33)	1:A:55:SER:CA	2:B:99:HIS:HE2	13	1.71
(1,33)	1:A:55:SER:CA	2:B:99:HIS:N	13	1.71
(1,33)	1:A:55:SER:CA	2:B:99:HIS:ND1	13	1.71
(1,33)	1:A:55:SER:CA	2:B:99:HIS:NE2	13	1.71
(1,33)	1:A:55:SER:CA	2:B:99:HIS:O	13	1.71
(1,33)	1:A:55:SER:CA	2:B:101:VAL:C	13	1.71
(1,33)	1:A:55:SER:CA	2:B:101:VAL:CA	13	1.71
(1,33)	1:A:55:SER:CA	2:B:101:VAL:CB	13	1.71
(1,33)	1:A:55:SER:CA	2:B:101:VAL:CG1	13	1.71
(1,33)	1:A:55:SER:CA	2:B:101:VAL:CG2	13	1.71
(1,33)	1:A:55:SER:CA	2:B:101:VAL:H	13	1.71
(1,33)	1:A:55:SER:CA	2:B:101:VAL:HA	13	1.71
(1,33)	1:A:55:SER:CA	2:B:101:VAL:HB	13	1.71
(1,33)	1:A:55:SER:CA	2:B:101:VAL:HG11	13	1.71
(1,33)	1:A:55:SER:CA	2:B:101:VAL:HG12	13	1.71
(1,33)	1:A:55:SER:CA	2:B:101:VAL:HG13	13	1.71
(1,33)	1:A:55:SER:CA	2:B:101:VAL:HG21	13	1.71
(1,33)	1:A:55:SER:CA	2:B:101:VAL:HG22	13	1.71
(1,33)	1:A:55:SER:CA	2:B:101:VAL:HG23	13	1.71
(1,33)	1:A:55:SER:CA	2:B:101:VAL:N	13	1.71
(1,33)	1:A:55:SER:CA	2:B:101:VAL:O	13	1.71
(1,33)	1:A:55:SER:CB	2:B:75:ILE:C	13	1.71
(1,33)	1:A:55:SER:CB	2:B:75:ILE:CA	13	1.71
(1,33)	1:A:55:SER:CB	2:B:75:ILE:CB	13	1.71
(1,33)	1:A:55:SER:CB	2:B:75:ILE:CD1	13	1.71
(1,33)	1:A:55:SER:CB	2:B:75:ILE:CG1	13	1.71
(1,33)	1:A:55:SER:CB	2:B:75:ILE:CG2	13	1.71

*Continued on next page...*

*Continued from previous page...*

Key	Atom-1	Atom-2	Model ID	Violation (Å)
(1,33)	1:A:55:SER:CB	2:B:75:ILE:H	13	1.71
(1,33)	1:A:55:SER:CB	2:B:75:ILE:HA	13	1.71
(1,33)	1:A:55:SER:CB	2:B:75:ILE:HB	13	1.71
(1,33)	1:A:55:SER:CB	2:B:75:ILE:HD11	13	1.71
(1,33)	1:A:55:SER:CB	2:B:75:ILE:HD12	13	1.71
(1,33)	1:A:55:SER:CB	2:B:75:ILE:HD13	13	1.71
(1,33)	1:A:55:SER:CB	2:B:75:ILE:HG12	13	1.71
(1,33)	1:A:55:SER:CB	2:B:75:ILE:HG13	13	1.71
(1,33)	1:A:55:SER:CB	2:B:75:ILE:HG21	13	1.71
(1,33)	1:A:55:SER:CB	2:B:75:ILE:HG22	13	1.71
(1,33)	1:A:55:SER:CB	2:B:75:ILE:HG23	13	1.71
(1,33)	1:A:55:SER:CB	2:B:75:ILE:N	13	1.71
(1,33)	1:A:55:SER:CB	2:B:75:ILE:O	13	1.71
(1,33)	1:A:55:SER:CB	2:B:77:ALA:C	13	1.71
(1,33)	1:A:55:SER:CB	2:B:77:ALA:CA	13	1.71
(1,33)	1:A:55:SER:CB	2:B:77:ALA:CB	13	1.71
(1,33)	1:A:55:SER:CB	2:B:77:ALA:H	13	1.71
(1,33)	1:A:55:SER:CB	2:B:77:ALA:HA	13	1.71
(1,33)	1:A:55:SER:CB	2:B:77:ALA:HB1	13	1.71
(1,33)	1:A:55:SER:CB	2:B:77:ALA:HB2	13	1.71
(1,33)	1:A:55:SER:CB	2:B:77:ALA:HB3	13	1.71
(1,33)	1:A:55:SER:CB	2:B:77:ALA:N	13	1.71
(1,33)	1:A:55:SER:CB	2:B:77:ALA:O	13	1.71
(1,33)	1:A:55:SER:CB	2:B:78:GLY:C	13	1.71
(1,33)	1:A:55:SER:CB	2:B:78:GLY:CA	13	1.71
(1,33)	1:A:55:SER:CB	2:B:78:GLY:H	13	1.71
(1,33)	1:A:55:SER:CB	2:B:78:GLY:HA2	13	1.71
(1,33)	1:A:55:SER:CB	2:B:78:GLY:HA3	13	1.71
(1,33)	1:A:55:SER:CB	2:B:78:GLY:N	13	1.71
(1,33)	1:A:55:SER:CB	2:B:78:GLY:O	13	1.71
(1,33)	1:A:55:SER:CB	2:B:79:LYS:C	13	1.71
(1,33)	1:A:55:SER:CB	2:B:79:LYS:CA	13	1.71
(1,33)	1:A:55:SER:CB	2:B:79:LYS:CB	13	1.71
(1,33)	1:A:55:SER:CB	2:B:79:LYS:CD	13	1.71
(1,33)	1:A:55:SER:CB	2:B:79:LYS:CE	13	1.71
(1,33)	1:A:55:SER:CB	2:B:79:LYS:CG	13	1.71
(1,33)	1:A:55:SER:CB	2:B:79:LYS:H	13	1.71
(1,33)	1:A:55:SER:CB	2:B:79:LYS:HA	13	1.71
(1,33)	1:A:55:SER:CB	2:B:79:LYS:HB2	13	1.71
(1,33)	1:A:55:SER:CB	2:B:79:LYS:HB3	13	1.71
(1,33)	1:A:55:SER:CB	2:B:79:LYS:HD2	13	1.71
(1,33)	1:A:55:SER:CB	2:B:79:LYS:HD3	13	1.71

*Continued on next page...*

*Continued from previous page...*

Key	Atom-1	Atom-2	Model ID	Violation (Å)
(1,33)	1:A:55:SER:CB	2:B:79:LYS:HE2	13	1.71
(1,33)	1:A:55:SER:CB	2:B:79:LYS:HE3	13	1.71
(1,33)	1:A:55:SER:CB	2:B:79:LYS:HG2	13	1.71
(1,33)	1:A:55:SER:CB	2:B:79:LYS:HG3	13	1.71
(1,33)	1:A:55:SER:CB	2:B:79:LYS:HZ1	13	1.71
(1,33)	1:A:55:SER:CB	2:B:79:LYS:HZ2	13	1.71
(1,33)	1:A:55:SER:CB	2:B:79:LYS:HZ3	13	1.71
(1,33)	1:A:55:SER:CB	2:B:79:LYS:N	13	1.71
(1,33)	1:A:55:SER:CB	2:B:79:LYS:NZ	13	1.71
(1,33)	1:A:55:SER:CB	2:B:79:LYS:O	13	1.71
(1,33)	1:A:55:SER:CB	2:B:80:ILE:C	13	1.71
(1,33)	1:A:55:SER:CB	2:B:80:ILE:CA	13	1.71
(1,33)	1:A:55:SER:CB	2:B:80:ILE:CB	13	1.71
(1,33)	1:A:55:SER:CB	2:B:80:ILE:CD1	13	1.71
(1,33)	1:A:55:SER:CB	2:B:80:ILE:CG1	13	1.71
(1,33)	1:A:55:SER:CB	2:B:80:ILE:CG2	13	1.71
(1,33)	1:A:55:SER:CB	2:B:80:ILE:H	13	1.71
(1,33)	1:A:55:SER:CB	2:B:80:ILE:HA	13	1.71
(1,33)	1:A:55:SER:CB	2:B:80:ILE:HB	13	1.71
(1,33)	1:A:55:SER:CB	2:B:80:ILE:HD11	13	1.71
(1,33)	1:A:55:SER:CB	2:B:80:ILE:HD12	13	1.71
(1,33)	1:A:55:SER:CB	2:B:80:ILE:HD13	13	1.71
(1,33)	1:A:55:SER:CB	2:B:80:ILE:HG12	13	1.71
(1,33)	1:A:55:SER:CB	2:B:80:ILE:HG13	13	1.71
(1,33)	1:A:55:SER:CB	2:B:80:ILE:HG21	13	1.71
(1,33)	1:A:55:SER:CB	2:B:80:ILE:HG22	13	1.71
(1,33)	1:A:55:SER:CB	2:B:80:ILE:HG23	13	1.71
(1,33)	1:A:55:SER:CB	2:B:80:ILE:N	13	1.71
(1,33)	1:A:55:SER:CB	2:B:80:ILE:O	13	1.71
(1,33)	1:A:55:SER:CB	2:B:84:GLN:C	13	1.71
(1,33)	1:A:55:SER:CB	2:B:84:GLN:CA	13	1.71
(1,33)	1:A:55:SER:CB	2:B:84:GLN:CB	13	1.71
(1,33)	1:A:55:SER:CB	2:B:84:GLN:CD	13	1.71
(1,33)	1:A:55:SER:CB	2:B:84:GLN:CG	13	1.71
(1,33)	1:A:55:SER:CB	2:B:84:GLN:H	13	1.71
(1,33)	1:A:55:SER:CB	2:B:84:GLN:HA	13	1.71
(1,33)	1:A:55:SER:CB	2:B:84:GLN:HB2	13	1.71
(1,33)	1:A:55:SER:CB	2:B:84:GLN:HB3	13	1.71
(1,33)	1:A:55:SER:CB	2:B:84:GLN:HE21	13	1.71
(1,33)	1:A:55:SER:CB	2:B:84:GLN:HE22	13	1.71
(1,33)	1:A:55:SER:CB	2:B:84:GLN:HG2	13	1.71
(1,33)	1:A:55:SER:CB	2:B:84:GLN:HG3	13	1.71

*Continued on next page...*

*Continued from previous page...*

Key	Atom-1	Atom-2	Model ID	Violation (Å)
(1,33)	1:A:55:SER:CB	2:B:84:GLN:N	13	1.71
(1,33)	1:A:55:SER:CB	2:B:84:GLN:NE2	13	1.71
(1,33)	1:A:55:SER:CB	2:B:84:GLN:O	13	1.71
(1,33)	1:A:55:SER:CB	2:B:84:GLN:OE1	13	1.71
(1,33)	1:A:55:SER:CB	2:B:97:THR:C	13	1.71
(1,33)	1:A:55:SER:CB	2:B:97:THR:CA	13	1.71
(1,33)	1:A:55:SER:CB	2:B:97:THR:CB	13	1.71
(1,33)	1:A:55:SER:CB	2:B:97:THR:CG2	13	1.71
(1,33)	1:A:55:SER:CB	2:B:97:THR:H	13	1.71
(1,33)	1:A:55:SER:CB	2:B:97:THR:HA	13	1.71
(1,33)	1:A:55:SER:CB	2:B:97:THR:HB	13	1.71
(1,33)	1:A:55:SER:CB	2:B:97:THR:HG1	13	1.71
(1,33)	1:A:55:SER:CB	2:B:97:THR:HG21	13	1.71
(1,33)	1:A:55:SER:CB	2:B:97:THR:HG22	13	1.71
(1,33)	1:A:55:SER:CB	2:B:97:THR:HG23	13	1.71
(1,33)	1:A:55:SER:CB	2:B:97:THR:N	13	1.71
(1,33)	1:A:55:SER:CB	2:B:97:THR:O	13	1.71
(1,33)	1:A:55:SER:CB	2:B:97:THR:OG1	13	1.71
(1,33)	1:A:55:SER:CB	2:B:99:HIS:C	13	1.71
(1,33)	1:A:55:SER:CB	2:B:99:HIS:CA	13	1.71
(1,33)	1:A:55:SER:CB	2:B:99:HIS:CB	13	1.71
(1,33)	1:A:55:SER:CB	2:B:99:HIS:CD2	13	1.71
(1,33)	1:A:55:SER:CB	2:B:99:HIS:CE1	13	1.71
(1,33)	1:A:55:SER:CB	2:B:99:HIS:CG	13	1.71
(1,33)	1:A:55:SER:CB	2:B:99:HIS:H	13	1.71
(1,33)	1:A:55:SER:CB	2:B:99:HIS:HA	13	1.71
(1,33)	1:A:55:SER:CB	2:B:99:HIS:HB2	13	1.71
(1,33)	1:A:55:SER:CB	2:B:99:HIS:HB3	13	1.71
(1,33)	1:A:55:SER:CB	2:B:99:HIS:HD1	13	1.71
(1,33)	1:A:55:SER:CB	2:B:99:HIS:HD2	13	1.71
(1,33)	1:A:55:SER:CB	2:B:99:HIS:HE1	13	1.71
(1,33)	1:A:55:SER:CB	2:B:99:HIS:HE2	13	1.71
(1,33)	1:A:55:SER:CB	2:B:99:HIS:N	13	1.71
(1,33)	1:A:55:SER:CB	2:B:99:HIS:ND1	13	1.71
(1,33)	1:A:55:SER:CB	2:B:99:HIS:NE2	13	1.71
(1,33)	1:A:55:SER:CB	2:B:99:HIS:O	13	1.71
(1,33)	1:A:55:SER:CB	2:B:101:VAL:C	13	1.71
(1,33)	1:A:55:SER:CB	2:B:101:VAL:CA	13	1.71
(1,33)	1:A:55:SER:CB	2:B:101:VAL:CB	13	1.71
(1,33)	1:A:55:SER:CB	2:B:101:VAL:CG1	13	1.71
(1,33)	1:A:55:SER:CB	2:B:101:VAL:CG2	13	1.71
(1,33)	1:A:55:SER:CB	2:B:101:VAL:H	13	1.71

*Continued on next page...*

*Continued from previous page...*

Key	Atom-1	Atom-2	Model ID	Violation (Å)
(1,33)	1:A:55:SER:CB	2:B:101:VAL:HA	13	1.71
(1,33)	1:A:55:SER:CB	2:B:101:VAL:HB	13	1.71
(1,33)	1:A:55:SER:CB	2:B:101:VAL:HG11	13	1.71
(1,33)	1:A:55:SER:CB	2:B:101:VAL:HG12	13	1.71
(1,33)	1:A:55:SER:CB	2:B:101:VAL:HG13	13	1.71
(1,33)	1:A:55:SER:CB	2:B:101:VAL:HG21	13	1.71
(1,33)	1:A:55:SER:CB	2:B:101:VAL:HG22	13	1.71
(1,33)	1:A:55:SER:CB	2:B:101:VAL:HG23	13	1.71
(1,33)	1:A:55:SER:CB	2:B:101:VAL:N	13	1.71
(1,33)	1:A:55:SER:CB	2:B:101:VAL:O	13	1.71
(1,33)	1:A:55:SER:H	2:B:75:ILE:C	13	1.71
(1,33)	1:A:55:SER:H	2:B:75:ILE:CA	13	1.71
(1,33)	1:A:55:SER:H	2:B:75:ILE:CB	13	1.71
(1,33)	1:A:55:SER:H	2:B:75:ILE:CD1	13	1.71
(1,33)	1:A:55:SER:H	2:B:75:ILE:CG1	13	1.71
(1,33)	1:A:55:SER:H	2:B:75:ILE:CG2	13	1.71
(1,33)	1:A:55:SER:H	2:B:75:ILE:H	13	1.71
(1,33)	1:A:55:SER:H	2:B:75:ILE:HA	13	1.71
(1,33)	1:A:55:SER:H	2:B:75:ILE:HB	13	1.71
(1,33)	1:A:55:SER:H	2:B:75:ILE:HD11	13	1.71
(1,33)	1:A:55:SER:H	2:B:75:ILE:HD12	13	1.71
(1,33)	1:A:55:SER:H	2:B:75:ILE:HD13	13	1.71
(1,33)	1:A:55:SER:H	2:B:75:ILE:HG12	13	1.71
(1,33)	1:A:55:SER:H	2:B:75:ILE:HG13	13	1.71
(1,33)	1:A:55:SER:H	2:B:75:ILE:HG21	13	1.71
(1,33)	1:A:55:SER:H	2:B:75:ILE:HG22	13	1.71
(1,33)	1:A:55:SER:H	2:B:75:ILE:HG23	13	1.71
(1,33)	1:A:55:SER:H	2:B:75:ILE:N	13	1.71
(1,33)	1:A:55:SER:H	2:B:75:ILE:O	13	1.71
(1,33)	1:A:55:SER:H	2:B:77:ALA:C	13	1.71
(1,33)	1:A:55:SER:H	2:B:77:ALA:CA	13	1.71
(1,33)	1:A:55:SER:H	2:B:77:ALA:CB	13	1.71
(1,33)	1:A:55:SER:H	2:B:77:ALA:H	13	1.71
(1,33)	1:A:55:SER:H	2:B:77:ALA:HA	13	1.71
(1,33)	1:A:55:SER:H	2:B:77:ALA:HB1	13	1.71
(1,33)	1:A:55:SER:H	2:B:77:ALA:HB2	13	1.71
(1,33)	1:A:55:SER:H	2:B:77:ALA:HB3	13	1.71
(1,33)	1:A:55:SER:H	2:B:77:ALA:N	13	1.71
(1,33)	1:A:55:SER:H	2:B:77:ALA:O	13	1.71
(1,33)	1:A:55:SER:H	2:B:78:GLY:C	13	1.71
(1,33)	1:A:55:SER:H	2:B:78:GLY:CA	13	1.71
(1,33)	1:A:55:SER:H	2:B:78:GLY:H	13	1.71

*Continued on next page...*

*Continued from previous page...*

Key	Atom-1	Atom-2	Model ID	Violation (Å)
(1,33)	1:A:55:SER:H	2:B:78:GLY:HA2	13	1.71
(1,33)	1:A:55:SER:H	2:B:78:GLY:HA3	13	1.71
(1,33)	1:A:55:SER:H	2:B:78:GLY:N	13	1.71
(1,33)	1:A:55:SER:H	2:B:78:GLY:O	13	1.71
(1,33)	1:A:55:SER:H	2:B:79:LYS:C	13	1.71
(1,33)	1:A:55:SER:H	2:B:79:LYS:CA	13	1.71
(1,33)	1:A:55:SER:H	2:B:79:LYS:CB	13	1.71
(1,33)	1:A:55:SER:H	2:B:79:LYS:CD	13	1.71
(1,33)	1:A:55:SER:H	2:B:79:LYS:CE	13	1.71
(1,33)	1:A:55:SER:H	2:B:79:LYS:CG	13	1.71
(1,33)	1:A:55:SER:H	2:B:79:LYS:H	13	1.71
(1,33)	1:A:55:SER:H	2:B:79:LYS:HA	13	1.71
(1,33)	1:A:55:SER:H	2:B:79:LYS:HB2	13	1.71
(1,33)	1:A:55:SER:H	2:B:79:LYS:HB3	13	1.71
(1,33)	1:A:55:SER:H	2:B:79:LYS:HD2	13	1.71
(1,33)	1:A:55:SER:H	2:B:79:LYS:HD3	13	1.71
(1,33)	1:A:55:SER:H	2:B:79:LYS:HE2	13	1.71
(1,33)	1:A:55:SER:H	2:B:79:LYS:HE3	13	1.71
(1,33)	1:A:55:SER:H	2:B:79:LYS:HG2	13	1.71
(1,33)	1:A:55:SER:H	2:B:79:LYS:HG3	13	1.71
(1,33)	1:A:55:SER:H	2:B:79:LYS:HZ1	13	1.71
(1,33)	1:A:55:SER:H	2:B:79:LYS:HZ2	13	1.71
(1,33)	1:A:55:SER:H	2:B:79:LYS:HZ3	13	1.71
(1,33)	1:A:55:SER:H	2:B:79:LYS:N	13	1.71
(1,33)	1:A:55:SER:H	2:B:79:LYS:NZ	13	1.71
(1,33)	1:A:55:SER:H	2:B:80:ILE:C	13	1.71
(1,33)	1:A:55:SER:H	2:B:80:ILE:CA	13	1.71
(1,33)	1:A:55:SER:H	2:B:80:ILE:CB	13	1.71
(1,33)	1:A:55:SER:H	2:B:80:ILE:CD1	13	1.71
(1,33)	1:A:55:SER:H	2:B:80:ILE:CG1	13	1.71
(1,33)	1:A:55:SER:H	2:B:80:ILE:CG2	13	1.71
(1,33)	1:A:55:SER:H	2:B:80:ILE:H	13	1.71
(1,33)	1:A:55:SER:H	2:B:80:ILE:HA	13	1.71
(1,33)	1:A:55:SER:H	2:B:80:ILE:HB	13	1.71
(1,33)	1:A:55:SER:H	2:B:80:ILE:HD11	13	1.71
(1,33)	1:A:55:SER:H	2:B:80:ILE:HD12	13	1.71
(1,33)	1:A:55:SER:H	2:B:80:ILE:HD13	13	1.71
(1,33)	1:A:55:SER:H	2:B:80:ILE:HG12	13	1.71
(1,33)	1:A:55:SER:H	2:B:80:ILE:HG13	13	1.71
(1,33)	1:A:55:SER:H	2:B:80:ILE:HG21	13	1.71
(1,33)	1:A:55:SER:H	2:B:80:ILE:HG22	13	1.71

*Continued on next page...*

*Continued from previous page...*

Key	Atom-1	Atom-2	Model ID	Violation (Å)
(1,33)	1:A:55:SER:H	2:B:80:ILE:HG23	13	1.71
(1,33)	1:A:55:SER:H	2:B:80:ILE:N	13	1.71
(1,33)	1:A:55:SER:H	2:B:80:ILE:O	13	1.71
(1,33)	1:A:55:SER:H	2:B:84:GLN:C	13	1.71
(1,33)	1:A:55:SER:H	2:B:84:GLN:CA	13	1.71
(1,33)	1:A:55:SER:H	2:B:84:GLN:CB	13	1.71
(1,33)	1:A:55:SER:H	2:B:84:GLN:CD	13	1.71
(1,33)	1:A:55:SER:H	2:B:84:GLN:CG	13	1.71
(1,33)	1:A:55:SER:H	2:B:84:GLN:H	13	1.71
(1,33)	1:A:55:SER:H	2:B:84:GLN:HA	13	1.71
(1,33)	1:A:55:SER:H	2:B:84:GLN:HB2	13	1.71
(1,33)	1:A:55:SER:H	2:B:84:GLN:HB3	13	1.71
(1,33)	1:A:55:SER:H	2:B:84:GLN:HE21	13	1.71
(1,33)	1:A:55:SER:H	2:B:84:GLN:HE22	13	1.71
(1,33)	1:A:55:SER:H	2:B:84:GLN:HG2	13	1.71
(1,33)	1:A:55:SER:H	2:B:84:GLN:HG3	13	1.71
(1,33)	1:A:55:SER:H	2:B:84:GLN:N	13	1.71
(1,33)	1:A:55:SER:H	2:B:84:GLN:NE2	13	1.71
(1,33)	1:A:55:SER:H	2:B:84:GLN:O	13	1.71
(1,33)	1:A:55:SER:H	2:B:84:GLN:OE1	13	1.71
(1,33)	1:A:55:SER:H	2:B:97:THR:C	13	1.71
(1,33)	1:A:55:SER:H	2:B:97:THR:CA	13	1.71
(1,33)	1:A:55:SER:H	2:B:97:THR:CB	13	1.71
(1,33)	1:A:55:SER:H	2:B:97:THR:CG2	13	1.71
(1,33)	1:A:55:SER:H	2:B:97:THR:H	13	1.71
(1,33)	1:A:55:SER:H	2:B:97:THR:HA	13	1.71
(1,33)	1:A:55:SER:H	2:B:97:THR:HB	13	1.71
(1,33)	1:A:55:SER:H	2:B:97:THR:HG1	13	1.71
(1,33)	1:A:55:SER:H	2:B:97:THR:HG21	13	1.71
(1,33)	1:A:55:SER:H	2:B:97:THR:HG22	13	1.71
(1,33)	1:A:55:SER:H	2:B:97:THR:HG23	13	1.71
(1,33)	1:A:55:SER:H	2:B:97:THR:N	13	1.71
(1,33)	1:A:55:SER:H	2:B:97:THR:O	13	1.71
(1,33)	1:A:55:SER:H	2:B:97:THR:OG1	13	1.71
(1,33)	1:A:55:SER:H	2:B:99:HIS:C	13	1.71
(1,33)	1:A:55:SER:H	2:B:99:HIS:CA	13	1.71
(1,33)	1:A:55:SER:H	2:B:99:HIS:CB	13	1.71
(1,33)	1:A:55:SER:H	2:B:99:HIS:CD2	13	1.71
(1,33)	1:A:55:SER:H	2:B:99:HIS:CE1	13	1.71
(1,33)	1:A:55:SER:H	2:B:99:HIS:CG	13	1.71
(1,33)	1:A:55:SER:H	2:B:99:HIS:H	13	1.71
(1,33)	1:A:55:SER:H	2:B:99:HIS:HA	13	1.71

*Continued on next page...*

*Continued from previous page...*

Key	Atom-1	Atom-2	Model ID	Violation (Å)
(1,33)	1:A:55:SER:H	2:B:99:HIS:HB2	13	1.71
(1,33)	1:A:55:SER:H	2:B:99:HIS:HB3	13	1.71
(1,33)	1:A:55:SER:H	2:B:99:HIS:HD1	13	1.71
(1,33)	1:A:55:SER:H	2:B:99:HIS:HD2	13	1.71
(1,33)	1:A:55:SER:H	2:B:99:HIS:HE1	13	1.71
(1,33)	1:A:55:SER:H	2:B:99:HIS:HE2	13	1.71
(1,33)	1:A:55:SER:H	2:B:99:HIS:N	13	1.71
(1,33)	1:A:55:SER:H	2:B:99:HIS:ND1	13	1.71
(1,33)	1:A:55:SER:H	2:B:99:HIS:NE2	13	1.71
(1,33)	1:A:55:SER:H	2:B:99:HIS:O	13	1.71
(1,33)	1:A:55:SER:H	2:B:101:VAL:C	13	1.71
(1,33)	1:A:55:SER:H	2:B:101:VAL:CA	13	1.71
(1,33)	1:A:55:SER:H	2:B:101:VAL:CB	13	1.71
(1,33)	1:A:55:SER:H	2:B:101:VAL:CG1	13	1.71
(1,33)	1:A:55:SER:H	2:B:101:VAL:CG2	13	1.71
(1,33)	1:A:55:SER:H	2:B:101:VAL:H	13	1.71
(1,33)	1:A:55:SER:H	2:B:101:VAL:HA	13	1.71
(1,33)	1:A:55:SER:H	2:B:101:VAL:HB	13	1.71
(1,33)	1:A:55:SER:H	2:B:101:VAL:HG11	13	1.71
(1,33)	1:A:55:SER:H	2:B:101:VAL:HG12	13	1.71
(1,33)	1:A:55:SER:H	2:B:101:VAL:HG13	13	1.71
(1,33)	1:A:55:SER:H	2:B:101:VAL:HG21	13	1.71
(1,33)	1:A:55:SER:H	2:B:101:VAL:HG22	13	1.71
(1,33)	1:A:55:SER:H	2:B:101:VAL:HG23	13	1.71
(1,33)	1:A:55:SER:H	2:B:101:VAL:N	13	1.71
(1,33)	1:A:55:SER:H	2:B:101:VAL:O	13	1.71
(1,33)	1:A:55:SER:HA	2:B:75:ILE:C	13	1.71
(1,33)	1:A:55:SER:HA	2:B:75:ILE:CA	13	1.71
(1,33)	1:A:55:SER:HA	2:B:75:ILE:CB	13	1.71
(1,33)	1:A:55:SER:HA	2:B:75:ILE:CD1	13	1.71
(1,33)	1:A:55:SER:HA	2:B:75:ILE:CG1	13	1.71
(1,33)	1:A:55:SER:HA	2:B:75:ILE:CG2	13	1.71
(1,33)	1:A:55:SER:HA	2:B:75:ILE:H	13	1.71
(1,33)	1:A:55:SER:HA	2:B:75:ILE:HA	13	1.71
(1,33)	1:A:55:SER:HA	2:B:75:ILE:HB	13	1.71
(1,33)	1:A:55:SER:HA	2:B:75:ILE:HD11	13	1.71
(1,33)	1:A:55:SER:HA	2:B:75:ILE:HD12	13	1.71
(1,33)	1:A:55:SER:HA	2:B:75:ILE:HD13	13	1.71
(1,33)	1:A:55:SER:HA	2:B:75:ILE:HG12	13	1.71
(1,33)	1:A:55:SER:HA	2:B:75:ILE:HG13	13	1.71
(1,33)	1:A:55:SER:HA	2:B:75:ILE:HG21	13	1.71
(1,33)	1:A:55:SER:HA	2:B:75:ILE:HG22	13	1.71

*Continued on next page...*



*Continued from previous page...*

Key	Atom-1	Atom-2	Model ID	Violation (Å)
(1,33)	1:A:55:SER:HA	2:B:75:ILE:HG23	13	1.71
(1,33)	1:A:55:SER:HA	2:B:75:ILE:N	13	1.71
(1,33)	1:A:55:SER:HA	2:B:75:ILE:O	13	1.71
(1,33)	1:A:55:SER:HA	2:B:77:ALA:C	13	1.71
(1,33)	1:A:55:SER:HA	2:B:77:ALA:CA	13	1.71
(1,33)	1:A:55:SER:HA	2:B:77:ALA:CB	13	1.71
(1,33)	1:A:55:SER:HA	2:B:77:ALA:H	13	1.71
(1,33)	1:A:55:SER:HA	2:B:77:ALA:HA	13	1.71
(1,33)	1:A:55:SER:HA	2:B:77:ALA:HB1	13	1.71
(1,33)	1:A:55:SER:HA	2:B:77:ALA:HB2	13	1.71
(1,33)	1:A:55:SER:HA	2:B:77:ALA:HB3	13	1.71
(1,33)	1:A:55:SER:HA	2:B:77:ALA:N	13	1.71
(1,33)	1:A:55:SER:HA	2:B:77:ALA:O	13	1.71
(1,33)	1:A:55:SER:HA	2:B:78:GLY:C	13	1.71
(1,33)	1:A:55:SER:HA	2:B:78:GLY:CA	13	1.71
(1,33)	1:A:55:SER:HA	2:B:78:GLY:H	13	1.71
(1,33)	1:A:55:SER:HA	2:B:78:GLY:HA2	13	1.71
(1,33)	1:A:55:SER:HA	2:B:78:GLY:HA3	13	1.71
(1,33)	1:A:55:SER:HA	2:B:78:GLY:N	13	1.71
(1,33)	1:A:55:SER:HA	2:B:78:GLY:O	13	1.71
(1,33)	1:A:55:SER:HA	2:B:79:LYS:C	13	1.71
(1,33)	1:A:55:SER:HA	2:B:79:LYS:CA	13	1.71
(1,33)	1:A:55:SER:HA	2:B:79:LYS:CB	13	1.71
(1,33)	1:A:55:SER:HA	2:B:79:LYS:CD	13	1.71
(1,33)	1:A:55:SER:HA	2:B:79:LYS:CE	13	1.71
(1,33)	1:A:55:SER:HA	2:B:79:LYS:CG	13	1.71
(1,33)	1:A:55:SER:HA	2:B:79:LYS:H	13	1.71
(1,33)	1:A:55:SER:HA	2:B:79:LYS:HA	13	1.71
(1,33)	1:A:55:SER:HA	2:B:79:LYS:HB2	13	1.71
(1,33)	1:A:55:SER:HA	2:B:79:LYS:HB3	13	1.71
(1,33)	1:A:55:SER:HA	2:B:79:LYS:HD2	13	1.71
(1,33)	1:A:55:SER:HA	2:B:79:LYS:HD3	13	1.71
(1,33)	1:A:55:SER:HA	2:B:79:LYS:HE2	13	1.71
(1,33)	1:A:55:SER:HA	2:B:79:LYS:HE3	13	1.71
(1,33)	1:A:55:SER:HA	2:B:79:LYS:HG2	13	1.71
(1,33)	1:A:55:SER:HA	2:B:79:LYS:HG3	13	1.71
(1,33)	1:A:55:SER:HA	2:B:79:LYS:HZ1	13	1.71
(1,33)	1:A:55:SER:HA	2:B:79:LYS:HZ2	13	1.71
(1,33)	1:A:55:SER:HA	2:B:79:LYS:HZ3	13	1.71
(1,33)	1:A:55:SER:HA	2:B:79:LYS:N	13	1.71
(1,33)	1:A:55:SER:HA	2:B:79:LYS:NZ	13	1.71
(1,33)	1:A:55:SER:HA	2:B:79:LYS:O	13	1.71

*Continued on next page...*

*Continued from previous page...*

Key	Atom-1	Atom-2	Model ID	Violation (Å)
(1,33)	1:A:55:SER:HA	2:B:80:ILE:C	13	1.71
(1,33)	1:A:55:SER:HA	2:B:80:ILE:CA	13	1.71
(1,33)	1:A:55:SER:HA	2:B:80:ILE:CB	13	1.71
(1,33)	1:A:55:SER:HA	2:B:80:ILE:CD1	13	1.71
(1,33)	1:A:55:SER:HA	2:B:80:ILE:CG1	13	1.71
(1,33)	1:A:55:SER:HA	2:B:80:ILE:CG2	13	1.71
(1,33)	1:A:55:SER:HA	2:B:80:ILE:H	13	1.71
(1,33)	1:A:55:SER:HA	2:B:80:ILE:HA	13	1.71
(1,33)	1:A:55:SER:HA	2:B:80:ILE:HB	13	1.71
(1,33)	1:A:55:SER:HA	2:B:80:ILE:HD11	13	1.71
(1,33)	1:A:55:SER:HA	2:B:80:ILE:HD12	13	1.71
(1,33)	1:A:55:SER:HA	2:B:80:ILE:HD13	13	1.71
(1,33)	1:A:55:SER:HA	2:B:80:ILE:HG12	13	1.71
(1,33)	1:A:55:SER:HA	2:B:80:ILE:HG13	13	1.71
(1,33)	1:A:55:SER:HA	2:B:80:ILE:HG21	13	1.71
(1,33)	1:A:55:SER:HA	2:B:80:ILE:HG22	13	1.71
(1,33)	1:A:55:SER:HA	2:B:80:ILE:HG23	13	1.71
(1,33)	1:A:55:SER:HA	2:B:80:ILE:N	13	1.71
(1,33)	1:A:55:SER:HA	2:B:80:ILE:O	13	1.71
(1,33)	1:A:55:SER:HA	2:B:84:GLN:C	13	1.71
(1,33)	1:A:55:SER:HA	2:B:84:GLN:CA	13	1.71
(1,33)	1:A:55:SER:HA	2:B:84:GLN:CB	13	1.71
(1,33)	1:A:55:SER:HA	2:B:84:GLN:CD	13	1.71
(1,33)	1:A:55:SER:HA	2:B:84:GLN:CG	13	1.71
(1,33)	1:A:55:SER:HA	2:B:84:GLN:H	13	1.71
(1,33)	1:A:55:SER:HA	2:B:84:GLN:HA	13	1.71
(1,33)	1:A:55:SER:HA	2:B:84:GLN:HB2	13	1.71
(1,33)	1:A:55:SER:HA	2:B:84:GLN:HB3	13	1.71
(1,33)	1:A:55:SER:HA	2:B:84:GLN:HE21	13	1.71
(1,33)	1:A:55:SER:HA	2:B:84:GLN:HE22	13	1.71
(1,33)	1:A:55:SER:HA	2:B:84:GLN:HG2	13	1.71
(1,33)	1:A:55:SER:HA	2:B:84:GLN:HG3	13	1.71
(1,33)	1:A:55:SER:HA	2:B:84:GLN:N	13	1.71
(1,33)	1:A:55:SER:HA	2:B:84:GLN:NE2	13	1.71
(1,33)	1:A:55:SER:HA	2:B:84:GLN:O	13	1.71
(1,33)	1:A:55:SER:HA	2:B:84:GLN:OE1	13	1.71
(1,33)	1:A:55:SER:HA	2:B:97:THR:C	13	1.71
(1,33)	1:A:55:SER:HA	2:B:97:THR:CA	13	1.71
(1,33)	1:A:55:SER:HA	2:B:97:THR:CB	13	1.71
(1,33)	1:A:55:SER:HA	2:B:97:THR:CG2	13	1.71
(1,33)	1:A:55:SER:HA	2:B:97:THR:H	13	1.71
(1,33)	1:A:55:SER:HA	2:B:97:THR:HA	13	1.71

*Continued on next page...*

*Continued from previous page...*

Key	Atom-1	Atom-2	Model ID	Violation (Å)
(1,33)	1:A:55:SER:HA	2:B:97:THR:HB	13	1.71
(1,33)	1:A:55:SER:HA	2:B:97:THR:HG1	13	1.71
(1,33)	1:A:55:SER:HA	2:B:97:THR:HG21	13	1.71
(1,33)	1:A:55:SER:HA	2:B:97:THR:HG22	13	1.71
(1,33)	1:A:55:SER:HA	2:B:97:THR:HG23	13	1.71
(1,33)	1:A:55:SER:HA	2:B:97:THR:N	13	1.71
(1,33)	1:A:55:SER:HA	2:B:97:THR:O	13	1.71
(1,33)	1:A:55:SER:HA	2:B:97:THR:OG1	13	1.71
(1,33)	1:A:55:SER:HA	2:B:99:HIS:C	13	1.71
(1,33)	1:A:55:SER:HA	2:B:99:HIS:CA	13	1.71
(1,33)	1:A:55:SER:HA	2:B:99:HIS:CB	13	1.71
(1,33)	1:A:55:SER:HA	2:B:99:HIS:CD2	13	1.71
(1,33)	1:A:55:SER:HA	2:B:99:HIS:CE1	13	1.71
(1,33)	1:A:55:SER:HA	2:B:99:HIS:CG	13	1.71
(1,33)	1:A:55:SER:HA	2:B:99:HIS:H	13	1.71
(1,33)	1:A:55:SER:HA	2:B:99:HIS:HA	13	1.71
(1,33)	1:A:55:SER:HA	2:B:99:HIS:HB2	13	1.71
(1,33)	1:A:55:SER:HA	2:B:99:HIS:HB3	13	1.71
(1,33)	1:A:55:SER:HA	2:B:99:HIS:HD1	13	1.71
(1,33)	1:A:55:SER:HA	2:B:99:HIS:HD2	13	1.71
(1,33)	1:A:55:SER:HA	2:B:99:HIS:HE1	13	1.71
(1,33)	1:A:55:SER:HA	2:B:99:HIS:HE2	13	1.71
(1,33)	1:A:55:SER:HA	2:B:99:HIS:N	13	1.71
(1,33)	1:A:55:SER:HA	2:B:99:HIS:ND1	13	1.71
(1,33)	1:A:55:SER:HA	2:B:99:HIS:NE2	13	1.71
(1,33)	1:A:55:SER:HA	2:B:99:HIS:O	13	1.71
(1,33)	1:A:55:SER:HA	2:B:101:VAL:C	13	1.71
(1,33)	1:A:55:SER:HA	2:B:101:VAL:CA	13	1.71
(1,33)	1:A:55:SER:HA	2:B:101:VAL:CB	13	1.71
(1,33)	1:A:55:SER:HA	2:B:101:VAL:CG1	13	1.71
(1,33)	1:A:55:SER:HA	2:B:101:VAL:CG2	13	1.71
(1,33)	1:A:55:SER:HA	2:B:101:VAL:H	13	1.71
(1,33)	1:A:55:SER:HA	2:B:101:VAL:HA	13	1.71
(1,33)	1:A:55:SER:HA	2:B:101:VAL:HB	13	1.71
(1,33)	1:A:55:SER:HA	2:B:101:VAL:HG11	13	1.71
(1,33)	1:A:55:SER:HA	2:B:101:VAL:HG12	13	1.71
(1,33)	1:A:55:SER:HA	2:B:101:VAL:HG13	13	1.71
(1,33)	1:A:55:SER:HA	2:B:101:VAL:HG21	13	1.71
(1,33)	1:A:55:SER:HA	2:B:101:VAL:HG22	13	1.71
(1,33)	1:A:55:SER:HA	2:B:101:VAL:HG23	13	1.71
(1,33)	1:A:55:SER:HA	2:B:101:VAL:N	13	1.71
(1,33)	1:A:55:SER:HA	2:B:101:VAL:O	13	1.71

*Continued on next page...*

*Continued from previous page...*

Key	Atom-1	Atom-2	Model ID	Violation (Å)
(1,33)	1:A:55:SER:HB2	2:B:75:ILE:C	13	1.71
(1,33)	1:A:55:SER:HB2	2:B:75:ILE:CA	13	1.71
(1,33)	1:A:55:SER:HB2	2:B:75:ILE:CB	13	1.71
(1,33)	1:A:55:SER:HB2	2:B:75:ILE:CD1	13	1.71
(1,33)	1:A:55:SER:HB2	2:B:75:ILE:CG1	13	1.71
(1,33)	1:A:55:SER:HB2	2:B:75:ILE:CG2	13	1.71
(1,33)	1:A:55:SER:HB2	2:B:75:ILE:H	13	1.71
(1,33)	1:A:55:SER:HB2	2:B:75:ILE:HA	13	1.71
(1,33)	1:A:55:SER:HB2	2:B:75:ILE:HB	13	1.71
(1,33)	1:A:55:SER:HB2	2:B:75:ILE:HD11	13	1.71
(1,33)	1:A:55:SER:HB2	2:B:75:ILE:HD12	13	1.71
(1,33)	1:A:55:SER:HB2	2:B:75:ILE:HD13	13	1.71
(1,33)	1:A:55:SER:HB2	2:B:75:ILE:HG12	13	1.71
(1,33)	1:A:55:SER:HB2	2:B:75:ILE:HG13	13	1.71
(1,33)	1:A:55:SER:HB2	2:B:75:ILE:HG21	13	1.71
(1,33)	1:A:55:SER:HB2	2:B:75:ILE:HG22	13	1.71
(1,33)	1:A:55:SER:HB2	2:B:75:ILE:HG23	13	1.71
(1,33)	1:A:55:SER:HB2	2:B:75:ILE:N	13	1.71
(1,33)	1:A:55:SER:HB2	2:B:75:ILE:O	13	1.71
(1,33)	1:A:55:SER:HB2	2:B:77:ALA:C	13	1.71
(1,33)	1:A:55:SER:HB2	2:B:77:ALA:CA	13	1.71
(1,33)	1:A:55:SER:HB2	2:B:77:ALA:CB	13	1.71
(1,33)	1:A:55:SER:HB2	2:B:77:ALA:H	13	1.71
(1,33)	1:A:55:SER:HB2	2:B:77:ALA:HA	13	1.71
(1,33)	1:A:55:SER:HB2	2:B:77:ALA:HB1	13	1.71
(1,33)	1:A:55:SER:HB2	2:B:77:ALA:HB2	13	1.71
(1,33)	1:A:55:SER:HB2	2:B:77:ALA:HB3	13	1.71
(1,33)	1:A:55:SER:HB2	2:B:77:ALA:N	13	1.71
(1,33)	1:A:55:SER:HB2	2:B:77:ALA:O	13	1.71
(1,33)	1:A:55:SER:HB2	2:B:78:GLY:C	13	1.71
(1,33)	1:A:55:SER:HB2	2:B:78:GLY:CA	13	1.71
(1,33)	1:A:55:SER:HB2	2:B:78:GLY:H	13	1.71
(1,33)	1:A:55:SER:HB2	2:B:78:GLY:HA2	13	1.71
(1,33)	1:A:55:SER:HB2	2:B:78:GLY:HA3	13	1.71
(1,33)	1:A:55:SER:HB2	2:B:78:GLY:N	13	1.71
(1,33)	1:A:55:SER:HB2	2:B:78:GLY:O	13	1.71
(1,33)	1:A:55:SER:HB2	2:B:79:LYS:C	13	1.71
(1,33)	1:A:55:SER:HB2	2:B:79:LYS:CA	13	1.71
(1,33)	1:A:55:SER:HB2	2:B:79:LYS:CB	13	1.71
(1,33)	1:A:55:SER:HB2	2:B:79:LYS:CD	13	1.71
(1,33)	1:A:55:SER:HB2	2:B:79:LYS:CE	13	1.71
(1,33)	1:A:55:SER:HB2	2:B:79:LYS:CG	13	1.71

*Continued on next page...*

*Continued from previous page...*

Key	Atom-1	Atom-2	Model ID	Violation (Å)
(1,33)	1:A:55:SER:HB2	2:B:79:LYS:H	13	1.71
(1,33)	1:A:55:SER:HB2	2:B:79:LYS:HA	13	1.71
(1,33)	1:A:55:SER:HB2	2:B:79:LYS:HB2	13	1.71
(1,33)	1:A:55:SER:HB2	2:B:79:LYS:HB3	13	1.71
(1,33)	1:A:55:SER:HB2	2:B:79:LYS:HD2	13	1.71
(1,33)	1:A:55:SER:HB2	2:B:79:LYS:HD3	13	1.71
(1,33)	1:A:55:SER:HB2	2:B:79:LYS:HE2	13	1.71
(1,33)	1:A:55:SER:HB2	2:B:79:LYS:HE3	13	1.71
(1,33)	1:A:55:SER:HB2	2:B:79:LYS:HG2	13	1.71
(1,33)	1:A:55:SER:HB2	2:B:79:LYS:HG3	13	1.71
(1,33)	1:A:55:SER:HB2	2:B:79:LYS:HZ1	13	1.71
(1,33)	1:A:55:SER:HB2	2:B:79:LYS:HZ2	13	1.71
(1,33)	1:A:55:SER:HB2	2:B:79:LYS:HZ3	13	1.71
(1,33)	1:A:55:SER:HB2	2:B:79:LYS:N	13	1.71
(1,33)	1:A:55:SER:HB2	2:B:79:LYS:NZ	13	1.71
(1,33)	1:A:55:SER:HB2	2:B:79:LYS:O	13	1.71
(1,33)	1:A:55:SER:HB2	2:B:80:ILE:C	13	1.71
(1,33)	1:A:55:SER:HB2	2:B:80:ILE:CA	13	1.71
(1,33)	1:A:55:SER:HB2	2:B:80:ILE:CB	13	1.71
(1,33)	1:A:55:SER:HB2	2:B:80:ILE:CD1	13	1.71
(1,33)	1:A:55:SER:HB2	2:B:80:ILE:CG1	13	1.71
(1,33)	1:A:55:SER:HB2	2:B:80:ILE:CG2	13	1.71
(1,33)	1:A:55:SER:HB2	2:B:80:ILE:H	13	1.71
(1,33)	1:A:55:SER:HB2	2:B:80:ILE:HA	13	1.71
(1,33)	1:A:55:SER:HB2	2:B:80:ILE:HB	13	1.71
(1,33)	1:A:55:SER:HB2	2:B:80:ILE:HD11	13	1.71
(1,33)	1:A:55:SER:HB2	2:B:80:ILE:HD12	13	1.71
(1,33)	1:A:55:SER:HB2	2:B:80:ILE:HD13	13	1.71
(1,33)	1:A:55:SER:HB2	2:B:80:ILE:HG12	13	1.71
(1,33)	1:A:55:SER:HB2	2:B:80:ILE:HG13	13	1.71
(1,33)	1:A:55:SER:HB2	2:B:80:ILE:HG21	13	1.71
(1,33)	1:A:55:SER:HB2	2:B:80:ILE:HG22	13	1.71
(1,33)	1:A:55:SER:HB2	2:B:80:ILE:HG23	13	1.71
(1,33)	1:A:55:SER:HB2	2:B:80:ILE:N	13	1.71
(1,33)	1:A:55:SER:HB2	2:B:80:ILE:O	13	1.71
(1,33)	1:A:55:SER:HB2	2:B:84:GLN:C	13	1.71
(1,33)	1:A:55:SER:HB2	2:B:84:GLN:CA	13	1.71
(1,33)	1:A:55:SER:HB2	2:B:84:GLN:CB	13	1.71
(1,33)	1:A:55:SER:HB2	2:B:84:GLN:CD	13	1.71
(1,33)	1:A:55:SER:HB2	2:B:84:GLN:CG	13	1.71
(1,33)	1:A:55:SER:HB2	2:B:84:GLN:H	13	1.71
(1,33)	1:A:55:SER:HB2	2:B:84:GLN:HA	13	1.71

*Continued on next page...*

*Continued from previous page...*

Key	Atom-1	Atom-2	Model ID	Violation (Å)
(1,33)	1:A:55:SER:HB2	2:B:84:GLN:HB2	13	1.71
(1,33)	1:A:55:SER:HB2	2:B:84:GLN:HB3	13	1.71
(1,33)	1:A:55:SER:HB2	2:B:84:GLN:HE21	13	1.71
(1,33)	1:A:55:SER:HB2	2:B:84:GLN:HE22	13	1.71
(1,33)	1:A:55:SER:HB2	2:B:84:GLN:HG2	13	1.71
(1,33)	1:A:55:SER:HB2	2:B:84:GLN:HG3	13	1.71
(1,33)	1:A:55:SER:HB2	2:B:84:GLN:N	13	1.71
(1,33)	1:A:55:SER:HB2	2:B:84:GLN:NE2	13	1.71
(1,33)	1:A:55:SER:HB2	2:B:84:GLN:O	13	1.71
(1,33)	1:A:55:SER:HB2	2:B:84:GLN:OE1	13	1.71
(1,33)	1:A:55:SER:HB2	2:B:97:THR:C	13	1.71
(1,33)	1:A:55:SER:HB2	2:B:97:THR:CA	13	1.71
(1,33)	1:A:55:SER:HB2	2:B:97:THR:CB	13	1.71
(1,33)	1:A:55:SER:HB2	2:B:97:THR:CG2	13	1.71
(1,33)	1:A:55:SER:HB2	2:B:97:THR:H	13	1.71
(1,33)	1:A:55:SER:HB2	2:B:97:THR:HA	13	1.71
(1,33)	1:A:55:SER:HB2	2:B:97:THR:HB	13	1.71
(1,33)	1:A:55:SER:HB2	2:B:97:THR:HG1	13	1.71
(1,33)	1:A:55:SER:HB2	2:B:97:THR:HG21	13	1.71
(1,33)	1:A:55:SER:HB2	2:B:97:THR:HG22	13	1.71
(1,33)	1:A:55:SER:HB2	2:B:97:THR:HG23	13	1.71
(1,33)	1:A:55:SER:HB2	2:B:97:THR:N	13	1.71
(1,33)	1:A:55:SER:HB2	2:B:97:THR:O	13	1.71
(1,33)	1:A:55:SER:HB2	2:B:97:THR:OG1	13	1.71
(1,33)	1:A:55:SER:HB2	2:B:99:HIS:C	13	1.71
(1,33)	1:A:55:SER:HB2	2:B:99:HIS:CA	13	1.71
(1,33)	1:A:55:SER:HB2	2:B:99:HIS:CB	13	1.71
(1,33)	1:A:55:SER:HB2	2:B:99:HIS:CD2	13	1.71
(1,33)	1:A:55:SER:HB2	2:B:99:HIS:CE1	13	1.71
(1,33)	1:A:55:SER:HB2	2:B:99:HIS:CG	13	1.71
(1,33)	1:A:55:SER:HB2	2:B:99:HIS:H	13	1.71
(1,33)	1:A:55:SER:HB2	2:B:99:HIS:HA	13	1.71
(1,33)	1:A:55:SER:HB2	2:B:99:HIS:HB2	13	1.71
(1,33)	1:A:55:SER:HB2	2:B:99:HIS:HB3	13	1.71
(1,33)	1:A:55:SER:HB2	2:B:99:HIS:HD1	13	1.71
(1,33)	1:A:55:SER:HB2	2:B:99:HIS:HD2	13	1.71
(1,33)	1:A:55:SER:HB2	2:B:99:HIS:HE1	13	1.71
(1,33)	1:A:55:SER:HB2	2:B:99:HIS:HE2	13	1.71
(1,33)	1:A:55:SER:HB2	2:B:99:HIS:N	13	1.71
(1,33)	1:A:55:SER:HB2	2:B:99:HIS:ND1	13	1.71
(1,33)	1:A:55:SER:HB2	2:B:99:HIS:NE2	13	1.71
(1,33)	1:A:55:SER:HB2	2:B:99:HIS:O	13	1.71

*Continued on next page...*

*Continued from previous page...*

Key	Atom-1	Atom-2	Model ID	Violation (Å)
(1,33)	1:A:55:SER:HB2	2:B:101:VAL:C	13	1.71
(1,33)	1:A:55:SER:HB2	2:B:101:VAL:CA	13	1.71
(1,33)	1:A:55:SER:HB2	2:B:101:VAL:CB	13	1.71
(1,33)	1:A:55:SER:HB2	2:B:101:VAL:CG1	13	1.71
(1,33)	1:A:55:SER:HB2	2:B:101:VAL:CG2	13	1.71
(1,33)	1:A:55:SER:HB2	2:B:101:VAL:H	13	1.71
(1,33)	1:A:55:SER:HB2	2:B:101:VAL:HA	13	1.71
(1,33)	1:A:55:SER:HB2	2:B:101:VAL:HB	13	1.71
(1,33)	1:A:55:SER:HB2	2:B:101:VAL:HG11	13	1.71
(1,33)	1:A:55:SER:HB2	2:B:101:VAL:HG12	13	1.71
(1,33)	1:A:55:SER:HB2	2:B:101:VAL:HG13	13	1.71
(1,33)	1:A:55:SER:HB2	2:B:101:VAL:HG21	13	1.71
(1,33)	1:A:55:SER:HB2	2:B:101:VAL:HG22	13	1.71
(1,33)	1:A:55:SER:HB2	2:B:101:VAL:HG23	13	1.71
(1,33)	1:A:55:SER:HB2	2:B:101:VAL:N	13	1.71
(1,33)	1:A:55:SER:HB2	2:B:101:VAL:O	13	1.71
(1,33)	1:A:55:SER:HB3	2:B:75:ILE:C	13	1.71
(1,33)	1:A:55:SER:HB3	2:B:75:ILE:CA	13	1.71
(1,33)	1:A:55:SER:HB3	2:B:75:ILE:CB	13	1.71
(1,33)	1:A:55:SER:HB3	2:B:75:ILE:CD1	13	1.71
(1,33)	1:A:55:SER:HB3	2:B:75:ILE:CG1	13	1.71
(1,33)	1:A:55:SER:HB3	2:B:75:ILE:CG2	13	1.71
(1,33)	1:A:55:SER:HB3	2:B:75:ILE:H	13	1.71
(1,33)	1:A:55:SER:HB3	2:B:75:ILE:HA	13	1.71
(1,33)	1:A:55:SER:HB3	2:B:75:ILE:HB	13	1.71
(1,33)	1:A:55:SER:HB3	2:B:75:ILE:HD11	13	1.71
(1,33)	1:A:55:SER:HB3	2:B:75:ILE:HD12	13	1.71
(1,33)	1:A:55:SER:HB3	2:B:75:ILE:HD13	13	1.71
(1,33)	1:A:55:SER:HB3	2:B:75:ILE:HG12	13	1.71
(1,33)	1:A:55:SER:HB3	2:B:75:ILE:HG13	13	1.71
(1,33)	1:A:55:SER:HB3	2:B:75:ILE:HG21	13	1.71
(1,33)	1:A:55:SER:HB3	2:B:75:ILE:HG22	13	1.71
(1,33)	1:A:55:SER:HB3	2:B:75:ILE:HG23	13	1.71
(1,33)	1:A:55:SER:HB3	2:B:75:ILE:N	13	1.71
(1,33)	1:A:55:SER:HB3	2:B:75:ILE:O	13	1.71
(1,33)	1:A:55:SER:HB3	2:B:77:ALA:C	13	1.71
(1,33)	1:A:55:SER:HB3	2:B:77:ALA:CA	13	1.71
(1,33)	1:A:55:SER:HB3	2:B:77:ALA:CB	13	1.71
(1,33)	1:A:55:SER:HB3	2:B:77:ALA:H	13	1.71
(1,33)	1:A:55:SER:HB3	2:B:77:ALA:HA	13	1.71
(1,33)	1:A:55:SER:HB3	2:B:77:ALA:HB1	13	1.71
(1,33)	1:A:55:SER:HB3	2:B:77:ALA:HB2	13	1.71

*Continued on next page...*

*Continued from previous page...*

Key	Atom-1	Atom-2	Model ID	Violation (Å)
(1,33)	1:A:55:SER:HB3	2:B:77:ALA:HB3	13	1.71
(1,33)	1:A:55:SER:HB3	2:B:77:ALA:N	13	1.71
(1,33)	1:A:55:SER:HB3	2:B:77:ALA:O	13	1.71
(1,33)	1:A:55:SER:HB3	2:B:78:GLY:C	13	1.71
(1,33)	1:A:55:SER:HB3	2:B:78:GLY:CA	13	1.71
(1,33)	1:A:55:SER:HB3	2:B:78:GLY:H	13	1.71
(1,33)	1:A:55:SER:HB3	2:B:78:GLY:HA2	13	1.71
(1,33)	1:A:55:SER:HB3	2:B:78:GLY:HA3	13	1.71
(1,33)	1:A:55:SER:HB3	2:B:78:GLY:N	13	1.71
(1,33)	1:A:55:SER:HB3	2:B:78:GLY:O	13	1.71
(1,33)	1:A:55:SER:HB3	2:B:79:LYS:C	13	1.71
(1,33)	1:A:55:SER:HB3	2:B:79:LYS:CA	13	1.71
(1,33)	1:A:55:SER:HB3	2:B:79:LYS:CB	13	1.71
(1,33)	1:A:55:SER:HB3	2:B:79:LYS:CD	13	1.71
(1,33)	1:A:55:SER:HB3	2:B:79:LYS:CE	13	1.71
(1,33)	1:A:55:SER:HB3	2:B:79:LYS:CG	13	1.71
(1,33)	1:A:55:SER:HB3	2:B:79:LYS:H	13	1.71
(1,33)	1:A:55:SER:HB3	2:B:79:LYS:HA	13	1.71
(1,33)	1:A:55:SER:HB3	2:B:79:LYS:HB2	13	1.71
(1,33)	1:A:55:SER:HB3	2:B:79:LYS:HB3	13	1.71
(1,33)	1:A:55:SER:HB3	2:B:79:LYS:HD2	13	1.71
(1,33)	1:A:55:SER:HB3	2:B:79:LYS:HD3	13	1.71
(1,33)	1:A:55:SER:HB3	2:B:79:LYS:HE2	13	1.71
(1,33)	1:A:55:SER:HB3	2:B:79:LYS:HE3	13	1.71
(1,33)	1:A:55:SER:HB3	2:B:79:LYS:HG2	13	1.71
(1,33)	1:A:55:SER:HB3	2:B:79:LYS:HG3	13	1.71
(1,33)	1:A:55:SER:HB3	2:B:79:LYS:HZ1	13	1.71
(1,33)	1:A:55:SER:HB3	2:B:79:LYS:HZ2	13	1.71
(1,33)	1:A:55:SER:HB3	2:B:79:LYS:HZ3	13	1.71
(1,33)	1:A:55:SER:HB3	2:B:79:LYS:N	13	1.71
(1,33)	1:A:55:SER:HB3	2:B:79:LYS:NZ	13	1.71
(1,33)	1:A:55:SER:HB3	2:B:79:LYS:O	13	1.71
(1,33)	1:A:55:SER:HB3	2:B:80:ILE:C	13	1.71
(1,33)	1:A:55:SER:HB3	2:B:80:ILE:CA	13	1.71
(1,33)	1:A:55:SER:HB3	2:B:80:ILE:CB	13	1.71
(1,33)	1:A:55:SER:HB3	2:B:80:ILE:CD1	13	1.71
(1,33)	1:A:55:SER:HB3	2:B:80:ILE:CG1	13	1.71
(1,33)	1:A:55:SER:HB3	2:B:80:ILE:CG2	13	1.71
(1,33)	1:A:55:SER:HB3	2:B:80:ILE:H	13	1.71
(1,33)	1:A:55:SER:HB3	2:B:80:ILE:HA	13	1.71
(1,33)	1:A:55:SER:HB3	2:B:80:ILE:HB	13	1.71
(1,33)	1:A:55:SER:HB3	2:B:80:ILE:HD11	13	1.71

*Continued on next page...*



*Continued from previous page...*

Key	Atom-1	Atom-2	Model ID	Violation (Å)
(1,33)	1:A:55:SER:HB3	2:B:80:ILE:HD12	13	1.71
(1,33)	1:A:55:SER:HB3	2:B:80:ILE:HD13	13	1.71
(1,33)	1:A:55:SER:HB3	2:B:80:ILE:HG12	13	1.71
(1,33)	1:A:55:SER:HB3	2:B:80:ILE:HG13	13	1.71
(1,33)	1:A:55:SER:HB3	2:B:80:ILE:HG21	13	1.71
(1,33)	1:A:55:SER:HB3	2:B:80:ILE:HG22	13	1.71
(1,33)	1:A:55:SER:HB3	2:B:80:ILE:HG23	13	1.71
(1,33)	1:A:55:SER:HB3	2:B:80:ILE:N	13	1.71
(1,33)	1:A:55:SER:HB3	2:B:80:ILE:O	13	1.71
(1,33)	1:A:55:SER:HB3	2:B:84:GLN:C	13	1.71
(1,33)	1:A:55:SER:HB3	2:B:84:GLN:CA	13	1.71
(1,33)	1:A:55:SER:HB3	2:B:84:GLN:CB	13	1.71
(1,33)	1:A:55:SER:HB3	2:B:84:GLN:CD	13	1.71
(1,33)	1:A:55:SER:HB3	2:B:84:GLN:CG	13	1.71
(1,33)	1:A:55:SER:HB3	2:B:84:GLN:H	13	1.71
(1,33)	1:A:55:SER:HB3	2:B:84:GLN:HA	13	1.71
(1,33)	1:A:55:SER:HB3	2:B:84:GLN:HB2	13	1.71
(1,33)	1:A:55:SER:HB3	2:B:84:GLN:HB3	13	1.71
(1,33)	1:A:55:SER:HB3	2:B:84:GLN:HE21	13	1.71
(1,33)	1:A:55:SER:HB3	2:B:84:GLN:HE22	13	1.71
(1,33)	1:A:55:SER:HB3	2:B:84:GLN:HG2	13	1.71
(1,33)	1:A:55:SER:HB3	2:B:84:GLN:HG3	13	1.71
(1,33)	1:A:55:SER:HB3	2:B:84:GLN:N	13	1.71
(1,33)	1:A:55:SER:HB3	2:B:84:GLN:NE2	13	1.71
(1,33)	1:A:55:SER:HB3	2:B:84:GLN:O	13	1.71
(1,33)	1:A:55:SER:HB3	2:B:84:GLN:OE1	13	1.71
(1,33)	1:A:55:SER:HB3	2:B:97:THR:C	13	1.71
(1,33)	1:A:55:SER:HB3	2:B:97:THR:CA	13	1.71
(1,33)	1:A:55:SER:HB3	2:B:97:THR:CB	13	1.71
(1,33)	1:A:55:SER:HB3	2:B:97:THR:CG2	13	1.71
(1,33)	1:A:55:SER:HB3	2:B:97:THR:H	13	1.71
(1,33)	1:A:55:SER:HB3	2:B:97:THR:HA	13	1.71
(1,33)	1:A:55:SER:HB3	2:B:97:THR:HB	13	1.71
(1,33)	1:A:55:SER:HB3	2:B:97:THR:HG1	13	1.71
(1,33)	1:A:55:SER:HB3	2:B:97:THR:HG21	13	1.71
(1,33)	1:A:55:SER:HB3	2:B:97:THR:HG22	13	1.71
(1,33)	1:A:55:SER:HB3	2:B:97:THR:HG23	13	1.71
(1,33)	1:A:55:SER:HB3	2:B:97:THR:N	13	1.71
(1,33)	1:A:55:SER:HB3	2:B:97:THR:O	13	1.71
(1,33)	1:A:55:SER:HB3	2:B:97:THR:OG1	13	1.71
(1,33)	1:A:55:SER:HB3	2:B:99:HIS:C	13	1.71
(1,33)	1:A:55:SER:HB3	2:B:99:HIS:CA	13	1.71

*Continued on next page...*

*Continued from previous page...*

Key	Atom-1	Atom-2	Model ID	Violation (Å)
(1,33)	1:A:55:SER:HB3	2:B:99:HIS:CB	13	1.71
(1,33)	1:A:55:SER:HB3	2:B:99:HIS:CD2	13	1.71
(1,33)	1:A:55:SER:HB3	2:B:99:HIS:CE1	13	1.71
(1,33)	1:A:55:SER:HB3	2:B:99:HIS:CG	13	1.71
(1,33)	1:A:55:SER:HB3	2:B:99:HIS:H	13	1.71
(1,33)	1:A:55:SER:HB3	2:B:99:HIS:HA	13	1.71
(1,33)	1:A:55:SER:HB3	2:B:99:HIS:HB2	13	1.71
(1,33)	1:A:55:SER:HB3	2:B:99:HIS:HB3	13	1.71
(1,33)	1:A:55:SER:HB3	2:B:99:HIS:HD1	13	1.71
(1,33)	1:A:55:SER:HB3	2:B:99:HIS:HD2	13	1.71
(1,33)	1:A:55:SER:HB3	2:B:99:HIS:HE1	13	1.71
(1,33)	1:A:55:SER:HB3	2:B:99:HIS:HE2	13	1.71
(1,33)	1:A:55:SER:HB3	2:B:99:HIS:N	13	1.71
(1,33)	1:A:55:SER:HB3	2:B:99:HIS:ND1	13	1.71
(1,33)	1:A:55:SER:HB3	2:B:99:HIS:NE2	13	1.71
(1,33)	1:A:55:SER:HB3	2:B:99:HIS:O	13	1.71
(1,33)	1:A:55:SER:HB3	2:B:101:VAL:C	13	1.71
(1,33)	1:A:55:SER:HB3	2:B:101:VAL:CA	13	1.71
(1,33)	1:A:55:SER:HB3	2:B:101:VAL:CB	13	1.71
(1,33)	1:A:55:SER:HB3	2:B:101:VAL:CG1	13	1.71
(1,33)	1:A:55:SER:HB3	2:B:101:VAL:CG2	13	1.71
(1,33)	1:A:55:SER:HB3	2:B:101:VAL:H	13	1.71
(1,33)	1:A:55:SER:HB3	2:B:101:VAL:HA	13	1.71
(1,33)	1:A:55:SER:HB3	2:B:101:VAL:HB	13	1.71
(1,33)	1:A:55:SER:HB3	2:B:101:VAL:HG11	13	1.71
(1,33)	1:A:55:SER:HB3	2:B:101:VAL:HG12	13	1.71
(1,33)	1:A:55:SER:HB3	2:B:101:VAL:HG13	13	1.71
(1,33)	1:A:55:SER:HB3	2:B:101:VAL:HG21	13	1.71
(1,33)	1:A:55:SER:HB3	2:B:101:VAL:HG22	13	1.71
(1,33)	1:A:55:SER:HB3	2:B:101:VAL:HG23	13	1.71
(1,33)	1:A:55:SER:HB3	2:B:101:VAL:N	13	1.71
(1,33)	1:A:55:SER:HB3	2:B:101:VAL:O	13	1.71
(1,33)	1:A:55:SER:HG	2:B:75:ILE:C	13	1.71
(1,33)	1:A:55:SER:HG	2:B:75:ILE:CA	13	1.71
(1,33)	1:A:55:SER:HG	2:B:75:ILE:CB	13	1.71
(1,33)	1:A:55:SER:HG	2:B:75:ILE:CD1	13	1.71
(1,33)	1:A:55:SER:HG	2:B:75:ILE:CG1	13	1.71
(1,33)	1:A:55:SER:HG	2:B:75:ILE:CG2	13	1.71
(1,33)	1:A:55:SER:HG	2:B:75:ILE:H	13	1.71
(1,33)	1:A:55:SER:HG	2:B:75:ILE:HA	13	1.71
(1,33)	1:A:55:SER:HG	2:B:75:ILE:HB	13	1.71
(1,33)	1:A:55:SER:HG	2:B:75:ILE:HD11	13	1.71

*Continued on next page...*

*Continued from previous page...*

Key	Atom-1	Atom-2	Model ID	Violation (Å)
(1,33)	1:A:55:SER:HG	2:B:75:ILE:HD12	13	1.71
(1,33)	1:A:55:SER:HG	2:B:75:ILE:HD13	13	1.71
(1,33)	1:A:55:SER:HG	2:B:75:ILE:HG12	13	1.71
(1,33)	1:A:55:SER:HG	2:B:75:ILE:HG13	13	1.71
(1,33)	1:A:55:SER:HG	2:B:75:ILE:HG21	13	1.71
(1,33)	1:A:55:SER:HG	2:B:75:ILE:HG22	13	1.71
(1,33)	1:A:55:SER:HG	2:B:75:ILE:HG23	13	1.71
(1,33)	1:A:55:SER:HG	2:B:75:ILE:N	13	1.71
(1,33)	1:A:55:SER:HG	2:B:75:ILE:O	13	1.71
(1,33)	1:A:55:SER:HG	2:B:77:ALA:C	13	1.71
(1,33)	1:A:55:SER:HG	2:B:77:ALA:CA	13	1.71
(1,33)	1:A:55:SER:HG	2:B:77:ALA:CB	13	1.71
(1,33)	1:A:55:SER:HG	2:B:77:ALA:H	13	1.71
(1,33)	1:A:55:SER:HG	2:B:77:ALA:HA	13	1.71
(1,33)	1:A:55:SER:HG	2:B:77:ALA:HB1	13	1.71
(1,33)	1:A:55:SER:HG	2:B:77:ALA:HB2	13	1.71
(1,33)	1:A:55:SER:HG	2:B:77:ALA:HB3	13	1.71
(1,33)	1:A:55:SER:HG	2:B:77:ALA:N	13	1.71
(1,33)	1:A:55:SER:HG	2:B:77:ALA:O	13	1.71
(1,33)	1:A:55:SER:HG	2:B:78:GLY:C	13	1.71
(1,33)	1:A:55:SER:HG	2:B:78:GLY:CA	13	1.71
(1,33)	1:A:55:SER:HG	2:B:78:GLY:H	13	1.71
(1,33)	1:A:55:SER:HG	2:B:78:GLY:HA2	13	1.71
(1,33)	1:A:55:SER:HG	2:B:78:GLY:HA3	13	1.71
(1,33)	1:A:55:SER:HG	2:B:78:GLY:N	13	1.71
(1,33)	1:A:55:SER:HG	2:B:78:GLY:O	13	1.71
(1,33)	1:A:55:SER:HG	2:B:79:LYS:C	13	1.71
(1,33)	1:A:55:SER:HG	2:B:79:LYS:CA	13	1.71
(1,33)	1:A:55:SER:HG	2:B:79:LYS:CB	13	1.71
(1,33)	1:A:55:SER:HG	2:B:79:LYS:CD	13	1.71
(1,33)	1:A:55:SER:HG	2:B:79:LYS:CE	13	1.71
(1,33)	1:A:55:SER:HG	2:B:79:LYS:CG	13	1.71
(1,33)	1:A:55:SER:HG	2:B:79:LYS:H	13	1.71
(1,33)	1:A:55:SER:HG	2:B:79:LYS:HA	13	1.71
(1,33)	1:A:55:SER:HG	2:B:79:LYS:HB2	13	1.71
(1,33)	1:A:55:SER:HG	2:B:79:LYS:HB3	13	1.71
(1,33)	1:A:55:SER:HG	2:B:79:LYS:HD2	13	1.71
(1,33)	1:A:55:SER:HG	2:B:79:LYS:HD3	13	1.71
(1,33)	1:A:55:SER:HG	2:B:79:LYS:HE2	13	1.71
(1,33)	1:A:55:SER:HG	2:B:79:LYS:HE3	13	1.71
(1,33)	1:A:55:SER:HG	2:B:79:LYS:HG2	13	1.71
(1,33)	1:A:55:SER:HG	2:B:79:LYS:HG3	13	1.71

*Continued on next page...*

*Continued from previous page...*

Key	Atom-1	Atom-2	Model ID	Violation (Å)
(1,33)	1:A:55:SER:HG	2:B:79:LYS:HZ1	13	1.71
(1,33)	1:A:55:SER:HG	2:B:79:LYS:HZ2	13	1.71
(1,33)	1:A:55:SER:HG	2:B:79:LYS:HZ3	13	1.71
(1,33)	1:A:55:SER:HG	2:B:79:LYS:N	13	1.71
(1,33)	1:A:55:SER:HG	2:B:79:LYS:NZ	13	1.71
(1,33)	1:A:55:SER:HG	2:B:79:LYS:O	13	1.71
(1,33)	1:A:55:SER:HG	2:B:80:ILE:C	13	1.71
(1,33)	1:A:55:SER:HG	2:B:80:ILE:CA	13	1.71
(1,33)	1:A:55:SER:HG	2:B:80:ILE:CB	13	1.71
(1,33)	1:A:55:SER:HG	2:B:80:ILE:CD1	13	1.71
(1,33)	1:A:55:SER:HG	2:B:80:ILE:CG1	13	1.71
(1,33)	1:A:55:SER:HG	2:B:80:ILE:CG2	13	1.71
(1,33)	1:A:55:SER:HG	2:B:80:ILE:H	13	1.71
(1,33)	1:A:55:SER:HG	2:B:80:ILE:HA	13	1.71
(1,33)	1:A:55:SER:HG	2:B:80:ILE:HB	13	1.71
(1,33)	1:A:55:SER:HG	2:B:80:ILE:HD11	13	1.71
(1,33)	1:A:55:SER:HG	2:B:80:ILE:HD12	13	1.71
(1,33)	1:A:55:SER:HG	2:B:80:ILE:HD13	13	1.71
(1,33)	1:A:55:SER:HG	2:B:80:ILE:HG12	13	1.71
(1,33)	1:A:55:SER:HG	2:B:80:ILE:HG13	13	1.71
(1,33)	1:A:55:SER:HG	2:B:80:ILE:HG21	13	1.71
(1,33)	1:A:55:SER:HG	2:B:80:ILE:HG22	13	1.71
(1,33)	1:A:55:SER:HG	2:B:80:ILE:HG23	13	1.71
(1,33)	1:A:55:SER:HG	2:B:80:ILE:N	13	1.71
(1,33)	1:A:55:SER:HG	2:B:80:ILE:O	13	1.71
(1,33)	1:A:55:SER:HG	2:B:84:GLN:C	13	1.71
(1,33)	1:A:55:SER:HG	2:B:84:GLN:CA	13	1.71
(1,33)	1:A:55:SER:HG	2:B:84:GLN:CB	13	1.71
(1,33)	1:A:55:SER:HG	2:B:84:GLN:CD	13	1.71
(1,33)	1:A:55:SER:HG	2:B:84:GLN:CG	13	1.71
(1,33)	1:A:55:SER:HG	2:B:84:GLN:H	13	1.71
(1,33)	1:A:55:SER:HG	2:B:84:GLN:HA	13	1.71
(1,33)	1:A:55:SER:HG	2:B:84:GLN:HB2	13	1.71
(1,33)	1:A:55:SER:HG	2:B:84:GLN:HB3	13	1.71
(1,33)	1:A:55:SER:HG	2:B:84:GLN:HE21	13	1.71
(1,33)	1:A:55:SER:HG	2:B:84:GLN:HE22	13	1.71
(1,33)	1:A:55:SER:HG	2:B:84:GLN:HG2	13	1.71
(1,33)	1:A:55:SER:HG	2:B:84:GLN:HG3	13	1.71
(1,33)	1:A:55:SER:HG	2:B:84:GLN:N	13	1.71
(1,33)	1:A:55:SER:HG	2:B:84:GLN:NE2	13	1.71
(1,33)	1:A:55:SER:HG	2:B:84:GLN:O	13	1.71
(1,33)	1:A:55:SER:HG	2:B:84:GLN:OE1	13	1.71

*Continued on next page...*

*Continued from previous page...*

Key	Atom-1	Atom-2	Model ID	Violation (Å)
(1,33)	1:A:55:SER:HG	2:B:97:THR:C	13	1.71
(1,33)	1:A:55:SER:HG	2:B:97:THR:CA	13	1.71
(1,33)	1:A:55:SER:HG	2:B:97:THR:CB	13	1.71
(1,33)	1:A:55:SER:HG	2:B:97:THR:CG2	13	1.71
(1,33)	1:A:55:SER:HG	2:B:97:THR:H	13	1.71
(1,33)	1:A:55:SER:HG	2:B:97:THR:HA	13	1.71
(1,33)	1:A:55:SER:HG	2:B:97:THR:HB	13	1.71
(1,33)	1:A:55:SER:HG	2:B:97:THR:HG1	13	1.71
(1,33)	1:A:55:SER:HG	2:B:97:THR:HG21	13	1.71
(1,33)	1:A:55:SER:HG	2:B:97:THR:HG22	13	1.71
(1,33)	1:A:55:SER:HG	2:B:97:THR:HG23	13	1.71
(1,33)	1:A:55:SER:HG	2:B:97:THR:N	13	1.71
(1,33)	1:A:55:SER:HG	2:B:97:THR:O	13	1.71
(1,33)	1:A:55:SER:HG	2:B:97:THR:OG1	13	1.71
(1,33)	1:A:55:SER:HG	2:B:99:HIS:C	13	1.71
(1,33)	1:A:55:SER:HG	2:B:99:HIS:CA	13	1.71
(1,33)	1:A:55:SER:HG	2:B:99:HIS:CB	13	1.71
(1,33)	1:A:55:SER:HG	2:B:99:HIS:CD2	13	1.71
(1,33)	1:A:55:SER:HG	2:B:99:HIS:CE1	13	1.71
(1,33)	1:A:55:SER:HG	2:B:99:HIS:CG	13	1.71
(1,33)	1:A:55:SER:HG	2:B:99:HIS:H	13	1.71
(1,33)	1:A:55:SER:HG	2:B:99:HIS:HA	13	1.71
(1,33)	1:A:55:SER:HG	2:B:99:HIS:HB2	13	1.71
(1,33)	1:A:55:SER:HG	2:B:99:HIS:HB3	13	1.71
(1,33)	1:A:55:SER:HG	2:B:99:HIS:HD1	13	1.71
(1,33)	1:A:55:SER:HG	2:B:99:HIS:HD2	13	1.71
(1,33)	1:A:55:SER:HG	2:B:99:HIS:HE1	13	1.71
(1,33)	1:A:55:SER:HG	2:B:99:HIS:HE2	13	1.71
(1,33)	1:A:55:SER:HG	2:B:99:HIS:N	13	1.71
(1,33)	1:A:55:SER:HG	2:B:99:HIS:ND1	13	1.71
(1,33)	1:A:55:SER:HG	2:B:99:HIS:NE2	13	1.71
(1,33)	1:A:55:SER:HG	2:B:99:HIS:O	13	1.71
(1,33)	1:A:55:SER:HG	2:B:101:VAL:C	13	1.71
(1,33)	1:A:55:SER:HG	2:B:101:VAL:CA	13	1.71
(1,33)	1:A:55:SER:HG	2:B:101:VAL:CB	13	1.71
(1,33)	1:A:55:SER:HG	2:B:101:VAL:CG1	13	1.71
(1,33)	1:A:55:SER:HG	2:B:101:VAL:CG2	13	1.71
(1,33)	1:A:55:SER:HG	2:B:101:VAL:H	13	1.71
(1,33)	1:A:55:SER:HG	2:B:101:VAL:HA	13	1.71
(1,33)	1:A:55:SER:HG	2:B:101:VAL:HB	13	1.71
(1,33)	1:A:55:SER:HG	2:B:101:VAL:HG11	13	1.71
(1,33)	1:A:55:SER:HG	2:B:101:VAL:HG12	13	1.71

*Continued on next page...*

*Continued from previous page...*

Key	Atom-1	Atom-2	Model ID	Violation (Å)
(1,33)	1:A:55:SER:HG	2:B:101:VAL:HG13	13	1.71
(1,33)	1:A:55:SER:HG	2:B:101:VAL:HG21	13	1.71
(1,33)	1:A:55:SER:HG	2:B:101:VAL:HG22	13	1.71
(1,33)	1:A:55:SER:HG	2:B:101:VAL:HG23	13	1.71
(1,33)	1:A:55:SER:HG	2:B:101:VAL:N	13	1.71
(1,33)	1:A:55:SER:HG	2:B:101:VAL:O	13	1.71
(1,33)	1:A:55:SER:N	2:B:75:ILE:C	13	1.71
(1,33)	1:A:55:SER:N	2:B:75:ILE:CA	13	1.71
(1,33)	1:A:55:SER:N	2:B:75:ILE:CB	13	1.71
(1,33)	1:A:55:SER:N	2:B:75:ILE:CD1	13	1.71
(1,33)	1:A:55:SER:N	2:B:75:ILE:CG1	13	1.71
(1,33)	1:A:55:SER:N	2:B:75:ILE:CG2	13	1.71
(1,33)	1:A:55:SER:N	2:B:75:ILE:H	13	1.71
(1,33)	1:A:55:SER:N	2:B:75:ILE:HA	13	1.71
(1,33)	1:A:55:SER:N	2:B:75:ILE:HB	13	1.71
(1,33)	1:A:55:SER:N	2:B:75:ILE:HD11	13	1.71
(1,33)	1:A:55:SER:N	2:B:75:ILE:HD12	13	1.71
(1,33)	1:A:55:SER:N	2:B:75:ILE:HD13	13	1.71
(1,33)	1:A:55:SER:N	2:B:75:ILE:HG12	13	1.71
(1,33)	1:A:55:SER:N	2:B:75:ILE:HG13	13	1.71
(1,33)	1:A:55:SER:N	2:B:75:ILE:HG21	13	1.71
(1,33)	1:A:55:SER:N	2:B:75:ILE:HG22	13	1.71
(1,33)	1:A:55:SER:N	2:B:75:ILE:HG23	13	1.71
(1,33)	1:A:55:SER:N	2:B:75:ILE:N	13	1.71
(1,33)	1:A:55:SER:N	2:B:75:ILE:O	13	1.71
(1,33)	1:A:55:SER:N	2:B:77:ALA:C	13	1.71
(1,33)	1:A:55:SER:N	2:B:77:ALA:CA	13	1.71
(1,33)	1:A:55:SER:N	2:B:77:ALA:CB	13	1.71
(1,33)	1:A:55:SER:N	2:B:77:ALA:H	13	1.71
(1,33)	1:A:55:SER:N	2:B:77:ALA:HA	13	1.71
(1,33)	1:A:55:SER:N	2:B:77:ALA:HB1	13	1.71
(1,33)	1:A:55:SER:N	2:B:77:ALA:HB2	13	1.71
(1,33)	1:A:55:SER:N	2:B:77:ALA:HB3	13	1.71
(1,33)	1:A:55:SER:N	2:B:77:ALA:N	13	1.71
(1,33)	1:A:55:SER:N	2:B:77:ALA:O	13	1.71
(1,33)	1:A:55:SER:N	2:B:78:GLY:C	13	1.71
(1,33)	1:A:55:SER:N	2:B:78:GLY:CA	13	1.71
(1,33)	1:A:55:SER:N	2:B:78:GLY:H	13	1.71
(1,33)	1:A:55:SER:N	2:B:78:GLY:HA2	13	1.71
(1,33)	1:A:55:SER:N	2:B:78:GLY:HA3	13	1.71
(1,33)	1:A:55:SER:N	2:B:78:GLY:N	13	1.71
(1,33)	1:A:55:SER:N	2:B:78:GLY:O	13	1.71

*Continued on next page...*

*Continued from previous page...*

Key	Atom-1	Atom-2	Model ID	Violation (Å)
(1,33)	1:A:55:SER:N	2:B:79:LYS:C	13	1.71
(1,33)	1:A:55:SER:N	2:B:79:LYS:CA	13	1.71
(1,33)	1:A:55:SER:N	2:B:79:LYS:CB	13	1.71
(1,33)	1:A:55:SER:N	2:B:79:LYS:CD	13	1.71
(1,33)	1:A:55:SER:N	2:B:79:LYS:CE	13	1.71
(1,33)	1:A:55:SER:N	2:B:79:LYS:CG	13	1.71
(1,33)	1:A:55:SER:N	2:B:79:LYS:H	13	1.71
(1,33)	1:A:55:SER:N	2:B:79:LYS:HA	13	1.71
(1,33)	1:A:55:SER:N	2:B:79:LYS:HB2	13	1.71
(1,33)	1:A:55:SER:N	2:B:79:LYS:HB3	13	1.71
(1,33)	1:A:55:SER:N	2:B:79:LYS:HD2	13	1.71
(1,33)	1:A:55:SER:N	2:B:79:LYS:HD3	13	1.71
(1,33)	1:A:55:SER:N	2:B:79:LYS:HE2	13	1.71
(1,33)	1:A:55:SER:N	2:B:79:LYS:HE3	13	1.71
(1,33)	1:A:55:SER:N	2:B:79:LYS:HG2	13	1.71
(1,33)	1:A:55:SER:N	2:B:79:LYS:HG3	13	1.71
(1,33)	1:A:55:SER:N	2:B:79:LYS:HZ1	13	1.71
(1,33)	1:A:55:SER:N	2:B:79:LYS:HZ2	13	1.71
(1,33)	1:A:55:SER:N	2:B:79:LYS:HZ3	13	1.71
(1,33)	1:A:55:SER:N	2:B:79:LYS:N	13	1.71
(1,33)	1:A:55:SER:N	2:B:79:LYS:NZ	13	1.71
(1,33)	1:A:55:SER:N	2:B:79:LYS:O	13	1.71
(1,33)	1:A:55:SER:N	2:B:80:ILE:C	13	1.71
(1,33)	1:A:55:SER:N	2:B:80:ILE:CA	13	1.71
(1,33)	1:A:55:SER:N	2:B:80:ILE:CB	13	1.71
(1,33)	1:A:55:SER:N	2:B:80:ILE:CD1	13	1.71
(1,33)	1:A:55:SER:N	2:B:80:ILE:CG1	13	1.71
(1,33)	1:A:55:SER:N	2:B:80:ILE:CG2	13	1.71
(1,33)	1:A:55:SER:N	2:B:80:ILE:H	13	1.71
(1,33)	1:A:55:SER:N	2:B:80:ILE:HA	13	1.71
(1,33)	1:A:55:SER:N	2:B:80:ILE:HB	13	1.71
(1,33)	1:A:55:SER:N	2:B:80:ILE:HD11	13	1.71
(1,33)	1:A:55:SER:N	2:B:80:ILE:HD12	13	1.71
(1,33)	1:A:55:SER:N	2:B:80:ILE:HD13	13	1.71
(1,33)	1:A:55:SER:N	2:B:80:ILE:HG12	13	1.71
(1,33)	1:A:55:SER:N	2:B:80:ILE:HG13	13	1.71
(1,33)	1:A:55:SER:N	2:B:80:ILE:HG21	13	1.71
(1,33)	1:A:55:SER:N	2:B:80:ILE:HG22	13	1.71
(1,33)	1:A:55:SER:N	2:B:80:ILE:HG23	13	1.71
(1,33)	1:A:55:SER:N	2:B:80:ILE:N	13	1.71
(1,33)	1:A:55:SER:N	2:B:80:ILE:O	13	1.71
(1,33)	1:A:55:SER:N	2:B:84:GLN:C	13	1.71

*Continued on next page...*

*Continued from previous page...*

Key	Atom-1	Atom-2	Model ID	Violation (Å)
(1,33)	1:A:55:SER:N	2:B:84:GLN:CA	13	1.71
(1,33)	1:A:55:SER:N	2:B:84:GLN:CB	13	1.71
(1,33)	1:A:55:SER:N	2:B:84:GLN:CD	13	1.71
(1,33)	1:A:55:SER:N	2:B:84:GLN:CG	13	1.71
(1,33)	1:A:55:SER:N	2:B:84:GLN:H	13	1.71
(1,33)	1:A:55:SER:N	2:B:84:GLN:HA	13	1.71
(1,33)	1:A:55:SER:N	2:B:84:GLN:HB2	13	1.71
(1,33)	1:A:55:SER:N	2:B:84:GLN:HB3	13	1.71
(1,33)	1:A:55:SER:N	2:B:84:GLN:HE21	13	1.71
(1,33)	1:A:55:SER:N	2:B:84:GLN:HE22	13	1.71
(1,33)	1:A:55:SER:N	2:B:84:GLN:HG2	13	1.71
(1,33)	1:A:55:SER:N	2:B:84:GLN:HG3	13	1.71
(1,33)	1:A:55:SER:N	2:B:84:GLN:N	13	1.71
(1,33)	1:A:55:SER:N	2:B:84:GLN:NE2	13	1.71
(1,33)	1:A:55:SER:N	2:B:84:GLN:O	13	1.71
(1,33)	1:A:55:SER:N	2:B:84:GLN:OE1	13	1.71
(1,33)	1:A:55:SER:N	2:B:97:THR:C	13	1.71
(1,33)	1:A:55:SER:N	2:B:97:THR:CA	13	1.71
(1,33)	1:A:55:SER:N	2:B:97:THR:CB	13	1.71
(1,33)	1:A:55:SER:N	2:B:97:THR:CG2	13	1.71
(1,33)	1:A:55:SER:N	2:B:97:THR:H	13	1.71
(1,33)	1:A:55:SER:N	2:B:97:THR:HA	13	1.71
(1,33)	1:A:55:SER:N	2:B:97:THR:HB	13	1.71
(1,33)	1:A:55:SER:N	2:B:97:THR:HG1	13	1.71
(1,33)	1:A:55:SER:N	2:B:97:THR:HG21	13	1.71
(1,33)	1:A:55:SER:N	2:B:97:THR:HG22	13	1.71
(1,33)	1:A:55:SER:N	2:B:97:THR:HG23	13	1.71
(1,33)	1:A:55:SER:N	2:B:97:THR:N	13	1.71
(1,33)	1:A:55:SER:N	2:B:97:THR:O	13	1.71
(1,33)	1:A:55:SER:N	2:B:97:THR:OG1	13	1.71
(1,33)	1:A:55:SER:N	2:B:99:HIS:C	13	1.71
(1,33)	1:A:55:SER:N	2:B:99:HIS:CA	13	1.71
(1,33)	1:A:55:SER:N	2:B:99:HIS:CB	13	1.71
(1,33)	1:A:55:SER:N	2:B:99:HIS:CD2	13	1.71
(1,33)	1:A:55:SER:N	2:B:99:HIS:CE1	13	1.71
(1,33)	1:A:55:SER:N	2:B:99:HIS:CG	13	1.71
(1,33)	1:A:55:SER:N	2:B:99:HIS:H	13	1.71
(1,33)	1:A:55:SER:N	2:B:99:HIS:HA	13	1.71
(1,33)	1:A:55:SER:N	2:B:99:HIS:HB2	13	1.71
(1,33)	1:A:55:SER:N	2:B:99:HIS:HB3	13	1.71
(1,33)	1:A:55:SER:N	2:B:99:HIS:HD1	13	1.71
(1,33)	1:A:55:SER:N	2:B:99:HIS:HD2	13	1.71

*Continued on next page...*



*Continued from previous page...*

Key	Atom-1	Atom-2	Model ID	Violation (Å)
(1,33)	1:A:55:SER:N	2:B:99:HIS:HE1	13	1.71
(1,33)	1:A:55:SER:N	2:B:99:HIS:HE2	13	1.71
(1,33)	1:A:55:SER:N	2:B:99:HIS:N	13	1.71
(1,33)	1:A:55:SER:N	2:B:99:HIS:ND1	13	1.71
(1,33)	1:A:55:SER:N	2:B:99:HIS:NE2	13	1.71
(1,33)	1:A:55:SER:N	2:B:99:HIS:O	13	1.71
(1,33)	1:A:55:SER:N	2:B:101:VAL:C	13	1.71
(1,33)	1:A:55:SER:N	2:B:101:VAL:CA	13	1.71
(1,33)	1:A:55:SER:N	2:B:101:VAL:CB	13	1.71
(1,33)	1:A:55:SER:N	2:B:101:VAL:CG1	13	1.71
(1,33)	1:A:55:SER:N	2:B:101:VAL:CG2	13	1.71
(1,33)	1:A:55:SER:N	2:B:101:VAL:H	13	1.71
(1,33)	1:A:55:SER:N	2:B:101:VAL:HA	13	1.71
(1,33)	1:A:55:SER:N	2:B:101:VAL:HB	13	1.71
(1,33)	1:A:55:SER:N	2:B:101:VAL:HG11	13	1.71
(1,33)	1:A:55:SER:N	2:B:101:VAL:HG12	13	1.71
(1,33)	1:A:55:SER:N	2:B:101:VAL:HG13	13	1.71
(1,33)	1:A:55:SER:N	2:B:101:VAL:HG21	13	1.71
(1,33)	1:A:55:SER:N	2:B:101:VAL:HG22	13	1.71
(1,33)	1:A:55:SER:N	2:B:101:VAL:HG23	13	1.71
(1,33)	1:A:55:SER:N	2:B:101:VAL:N	13	1.71
(1,33)	1:A:55:SER:N	2:B:101:VAL:O	13	1.71
(1,33)	1:A:55:SER:O	2:B:75:ILE:C	13	1.71
(1,33)	1:A:55:SER:O	2:B:75:ILE:CA	13	1.71
(1,33)	1:A:55:SER:O	2:B:75:ILE:CB	13	1.71
(1,33)	1:A:55:SER:O	2:B:75:ILE:CD1	13	1.71
(1,33)	1:A:55:SER:O	2:B:75:ILE:CG1	13	1.71
(1,33)	1:A:55:SER:O	2:B:75:ILE:CG2	13	1.71
(1,33)	1:A:55:SER:O	2:B:75:ILE:H	13	1.71
(1,33)	1:A:55:SER:O	2:B:75:ILE:HA	13	1.71
(1,33)	1:A:55:SER:O	2:B:75:ILE:HB	13	1.71
(1,33)	1:A:55:SER:O	2:B:75:ILE:HD11	13	1.71
(1,33)	1:A:55:SER:O	2:B:75:ILE:HD12	13	1.71
(1,33)	1:A:55:SER:O	2:B:75:ILE:HD13	13	1.71
(1,33)	1:A:55:SER:O	2:B:75:ILE:HG12	13	1.71
(1,33)	1:A:55:SER:O	2:B:75:ILE:HG13	13	1.71
(1,33)	1:A:55:SER:O	2:B:75:ILE:HG21	13	1.71
(1,33)	1:A:55:SER:O	2:B:75:ILE:HG22	13	1.71
(1,33)	1:A:55:SER:O	2:B:75:ILE:HG23	13	1.71
(1,33)	1:A:55:SER:O	2:B:75:ILE:N	13	1.71
(1,33)	1:A:55:SER:O	2:B:75:ILE:O	13	1.71
(1,33)	1:A:55:SER:O	2:B:77:ALA:C	13	1.71

*Continued on next page...*

*Continued from previous page...*

Key	Atom-1	Atom-2	Model ID	Violation (Å)
(1,33)	1:A:55:SER:O	2:B:77:ALA:CA	13	1.71
(1,33)	1:A:55:SER:O	2:B:77:ALA:CB	13	1.71
(1,33)	1:A:55:SER:O	2:B:77:ALA:H	13	1.71
(1,33)	1:A:55:SER:O	2:B:77:ALA:HA	13	1.71
(1,33)	1:A:55:SER:O	2:B:77:ALA:HB1	13	1.71
(1,33)	1:A:55:SER:O	2:B:77:ALA:HB2	13	1.71
(1,33)	1:A:55:SER:O	2:B:77:ALA:HB3	13	1.71
(1,33)	1:A:55:SER:O	2:B:77:ALA:N	13	1.71
(1,33)	1:A:55:SER:O	2:B:77:ALA:O	13	1.71
(1,33)	1:A:55:SER:O	2:B:78:GLY:C	13	1.71
(1,33)	1:A:55:SER:O	2:B:78:GLY:CA	13	1.71
(1,33)	1:A:55:SER:O	2:B:78:GLY:H	13	1.71
(1,33)	1:A:55:SER:O	2:B:78:GLY:HA2	13	1.71
(1,33)	1:A:55:SER:O	2:B:78:GLY:HA3	13	1.71
(1,33)	1:A:55:SER:O	2:B:78:GLY:N	13	1.71
(1,33)	1:A:55:SER:O	2:B:78:GLY:O	13	1.71
(1,33)	1:A:55:SER:O	2:B:79:LYS:C	13	1.71
(1,33)	1:A:55:SER:O	2:B:79:LYS:CA	13	1.71
(1,33)	1:A:55:SER:O	2:B:79:LYS:CB	13	1.71
(1,33)	1:A:55:SER:O	2:B:79:LYS:CD	13	1.71
(1,33)	1:A:55:SER:O	2:B:79:LYS:CE	13	1.71
(1,33)	1:A:55:SER:O	2:B:79:LYS:CG	13	1.71
(1,33)	1:A:55:SER:O	2:B:79:LYS:H	13	1.71
(1,33)	1:A:55:SER:O	2:B:79:LYS:HA	13	1.71
(1,33)	1:A:55:SER:O	2:B:79:LYS:HB2	13	1.71
(1,33)	1:A:55:SER:O	2:B:79:LYS:HB3	13	1.71
(1,33)	1:A:55:SER:O	2:B:79:LYS:HD2	13	1.71
(1,33)	1:A:55:SER:O	2:B:79:LYS:HD3	13	1.71
(1,33)	1:A:55:SER:O	2:B:79:LYS:HE2	13	1.71
(1,33)	1:A:55:SER:O	2:B:79:LYS:HE3	13	1.71
(1,33)	1:A:55:SER:O	2:B:79:LYS:HG2	13	1.71
(1,33)	1:A:55:SER:O	2:B:79:LYS:HG3	13	1.71
(1,33)	1:A:55:SER:O	2:B:79:LYS:HZ1	13	1.71
(1,33)	1:A:55:SER:O	2:B:79:LYS:HZ2	13	1.71
(1,33)	1:A:55:SER:O	2:B:79:LYS:HZ3	13	1.71
(1,33)	1:A:55:SER:O	2:B:79:LYS:N	13	1.71
(1,33)	1:A:55:SER:O	2:B:79:LYS:NZ	13	1.71
(1,33)	1:A:55:SER:O	2:B:79:LYS:O	13	1.71
(1,33)	1:A:55:SER:O	2:B:80:ILE:C	13	1.71
(1,33)	1:A:55:SER:O	2:B:80:ILE:CA	13	1.71
(1,33)	1:A:55:SER:O	2:B:80:ILE:CB	13	1.71
(1,33)	1:A:55:SER:O	2:B:80:ILE:CD1	13	1.71

*Continued on next page...*

*Continued from previous page...*

Key	Atom-1	Atom-2	Model ID	Violation (Å)
(1,33)	1:A:55:SER:O	2:B:80:ILE:CG1	13	1.71
(1,33)	1:A:55:SER:O	2:B:80:ILE:CG2	13	1.71
(1,33)	1:A:55:SER:O	2:B:80:ILE:H	13	1.71
(1,33)	1:A:55:SER:O	2:B:80:ILE:HA	13	1.71
(1,33)	1:A:55:SER:O	2:B:80:ILE:HB	13	1.71
(1,33)	1:A:55:SER:O	2:B:80:ILE:HD11	13	1.71
(1,33)	1:A:55:SER:O	2:B:80:ILE:HD12	13	1.71
(1,33)	1:A:55:SER:O	2:B:80:ILE:HD13	13	1.71
(1,33)	1:A:55:SER:O	2:B:80:ILE:HG12	13	1.71
(1,33)	1:A:55:SER:O	2:B:80:ILE:HG13	13	1.71
(1,33)	1:A:55:SER:O	2:B:80:ILE:HG21	13	1.71
(1,33)	1:A:55:SER:O	2:B:80:ILE:HG22	13	1.71
(1,33)	1:A:55:SER:O	2:B:80:ILE:HG23	13	1.71
(1,33)	1:A:55:SER:O	2:B:80:ILE:N	13	1.71
(1,33)	1:A:55:SER:O	2:B:80:ILE:O	13	1.71
(1,33)	1:A:55:SER:O	2:B:84:GLN:C	13	1.71
(1,33)	1:A:55:SER:O	2:B:84:GLN:CA	13	1.71
(1,33)	1:A:55:SER:O	2:B:84:GLN:CB	13	1.71
(1,33)	1:A:55:SER:O	2:B:84:GLN:CD	13	1.71
(1,33)	1:A:55:SER:O	2:B:84:GLN:CG	13	1.71
(1,33)	1:A:55:SER:O	2:B:84:GLN:H	13	1.71
(1,33)	1:A:55:SER:O	2:B:84:GLN:HA	13	1.71
(1,33)	1:A:55:SER:O	2:B:84:GLN:HB2	13	1.71
(1,33)	1:A:55:SER:O	2:B:84:GLN:HB3	13	1.71
(1,33)	1:A:55:SER:O	2:B:84:GLN:HE21	13	1.71
(1,33)	1:A:55:SER:O	2:B:84:GLN:HE22	13	1.71
(1,33)	1:A:55:SER:O	2:B:84:GLN:HG2	13	1.71
(1,33)	1:A:55:SER:O	2:B:84:GLN:HG3	13	1.71
(1,33)	1:A:55:SER:O	2:B:84:GLN:N	13	1.71
(1,33)	1:A:55:SER:O	2:B:84:GLN:NE2	13	1.71
(1,33)	1:A:55:SER:O	2:B:84:GLN:O	13	1.71
(1,33)	1:A:55:SER:O	2:B:84:GLN:OE1	13	1.71
(1,33)	1:A:55:SER:O	2:B:97:THR:C	13	1.71
(1,33)	1:A:55:SER:O	2:B:97:THR:CA	13	1.71
(1,33)	1:A:55:SER:O	2:B:97:THR:CB	13	1.71
(1,33)	1:A:55:SER:O	2:B:97:THR:CG2	13	1.71
(1,33)	1:A:55:SER:O	2:B:97:THR:H	13	1.71
(1,33)	1:A:55:SER:O	2:B:97:THR:HA	13	1.71
(1,33)	1:A:55:SER:O	2:B:97:THR:HB	13	1.71
(1,33)	1:A:55:SER:O	2:B:97:THR:HG1	13	1.71
(1,33)	1:A:55:SER:O	2:B:97:THR:HG21	13	1.71
(1,33)	1:A:55:SER:O	2:B:97:THR:HG22	13	1.71

*Continued on next page...*

*Continued from previous page...*

Key	Atom-1	Atom-2	Model ID	Violation (Å)
(1,33)	1:A:55:SER:O	2:B:97:THR:HG23	13	1.71
(1,33)	1:A:55:SER:O	2:B:97:THR:N	13	1.71
(1,33)	1:A:55:SER:O	2:B:97:THR:O	13	1.71
(1,33)	1:A:55:SER:O	2:B:97:THR:OG1	13	1.71
(1,33)	1:A:55:SER:O	2:B:99:HIS:C	13	1.71
(1,33)	1:A:55:SER:O	2:B:99:HIS:CA	13	1.71
(1,33)	1:A:55:SER:O	2:B:99:HIS:CB	13	1.71
(1,33)	1:A:55:SER:O	2:B:99:HIS:CD2	13	1.71
(1,33)	1:A:55:SER:O	2:B:99:HIS:CE1	13	1.71
(1,33)	1:A:55:SER:O	2:B:99:HIS:CG	13	1.71
(1,33)	1:A:55:SER:O	2:B:99:HIS:H	13	1.71
(1,33)	1:A:55:SER:O	2:B:99:HIS:HA	13	1.71
(1,33)	1:A:55:SER:O	2:B:99:HIS:HB2	13	1.71
(1,33)	1:A:55:SER:O	2:B:99:HIS:HB3	13	1.71
(1,33)	1:A:55:SER:O	2:B:99:HIS:HD1	13	1.71
(1,33)	1:A:55:SER:O	2:B:99:HIS:HD2	13	1.71
(1,33)	1:A:55:SER:O	2:B:99:HIS:HE1	13	1.71
(1,33)	1:A:55:SER:O	2:B:99:HIS:HE2	13	1.71
(1,33)	1:A:55:SER:O	2:B:99:HIS:N	13	1.71
(1,33)	1:A:55:SER:O	2:B:99:HIS:ND1	13	1.71
(1,33)	1:A:55:SER:O	2:B:99:HIS:NE2	13	1.71
(1,33)	1:A:55:SER:O	2:B:99:HIS:O	13	1.71
(1,33)	1:A:55:SER:O	2:B:101:VAL:C	13	1.71
(1,33)	1:A:55:SER:O	2:B:101:VAL:CA	13	1.71
(1,33)	1:A:55:SER:O	2:B:101:VAL:CB	13	1.71
(1,33)	1:A:55:SER:O	2:B:101:VAL:CG1	13	1.71
(1,33)	1:A:55:SER:O	2:B:101:VAL:CG2	13	1.71
(1,33)	1:A:55:SER:O	2:B:101:VAL:H	13	1.71
(1,33)	1:A:55:SER:O	2:B:101:VAL:HA	13	1.71
(1,33)	1:A:55:SER:O	2:B:101:VAL:HB	13	1.71
(1,33)	1:A:55:SER:O	2:B:101:VAL:HG11	13	1.71
(1,33)	1:A:55:SER:O	2:B:101:VAL:HG12	13	1.71
(1,33)	1:A:55:SER:O	2:B:101:VAL:HG13	13	1.71
(1,33)	1:A:55:SER:O	2:B:101:VAL:HG21	13	1.71
(1,33)	1:A:55:SER:O	2:B:101:VAL:HG22	13	1.71
(1,33)	1:A:55:SER:O	2:B:101:VAL:HG23	13	1.71
(1,33)	1:A:55:SER:O	2:B:101:VAL:N	13	1.71
(1,33)	1:A:55:SER:O	2:B:101:VAL:O	13	1.71
(1,33)	1:A:55:SER:OG	2:B:75:ILE:C	13	1.71
(1,33)	1:A:55:SER:OG	2:B:75:ILE:CA	13	1.71
(1,33)	1:A:55:SER:OG	2:B:75:ILE:CB	13	1.71
(1,33)	1:A:55:SER:OG	2:B:75:ILE:CD1	13	1.71

*Continued on next page...*

*Continued from previous page...*

Key	Atom-1	Atom-2	Model ID	Violation (Å)
(1,33)	1:A:55:SER:OG	2:B:75:ILE:CG1	13	1.71
(1,33)	1:A:55:SER:OG	2:B:75:ILE:CG2	13	1.71
(1,33)	1:A:55:SER:OG	2:B:75:ILE:H	13	1.71
(1,33)	1:A:55:SER:OG	2:B:75:ILE:HA	13	1.71
(1,33)	1:A:55:SER:OG	2:B:75:ILE:HB	13	1.71
(1,33)	1:A:55:SER:OG	2:B:75:ILE:HD11	13	1.71
(1,33)	1:A:55:SER:OG	2:B:75:ILE:HD12	13	1.71
(1,33)	1:A:55:SER:OG	2:B:75:ILE:HD13	13	1.71
(1,33)	1:A:55:SER:OG	2:B:75:ILE:HG12	13	1.71
(1,33)	1:A:55:SER:OG	2:B:75:ILE:HG13	13	1.71
(1,33)	1:A:55:SER:OG	2:B:75:ILE:HG21	13	1.71
(1,33)	1:A:55:SER:OG	2:B:75:ILE:HG22	13	1.71
(1,33)	1:A:55:SER:OG	2:B:75:ILE:HG23	13	1.71
(1,33)	1:A:55:SER:OG	2:B:75:ILE:N	13	1.71
(1,33)	1:A:55:SER:OG	2:B:75:ILE:O	13	1.71
(1,33)	1:A:55:SER:OG	2:B:77:ALA:C	13	1.71
(1,33)	1:A:55:SER:OG	2:B:77:ALA:CA	13	1.71
(1,33)	1:A:55:SER:OG	2:B:77:ALA:CB	13	1.71
(1,33)	1:A:55:SER:OG	2:B:77:ALA:H	13	1.71
(1,33)	1:A:55:SER:OG	2:B:77:ALA:HA	13	1.71
(1,33)	1:A:55:SER:OG	2:B:77:ALA:HB1	13	1.71
(1,33)	1:A:55:SER:OG	2:B:77:ALA:HB2	13	1.71
(1,33)	1:A:55:SER:OG	2:B:77:ALA:HB3	13	1.71
(1,33)	1:A:55:SER:OG	2:B:77:ALA:N	13	1.71
(1,33)	1:A:55:SER:OG	2:B:77:ALA:O	13	1.71
(1,33)	1:A:55:SER:OG	2:B:78:GLY:C	13	1.71
(1,33)	1:A:55:SER:OG	2:B:78:GLY:CA	13	1.71
(1,33)	1:A:55:SER:OG	2:B:78:GLY:H	13	1.71
(1,33)	1:A:55:SER:OG	2:B:78:GLY:HA2	13	1.71
(1,33)	1:A:55:SER:OG	2:B:78:GLY:HA3	13	1.71
(1,33)	1:A:55:SER:OG	2:B:78:GLY:N	13	1.71
(1,33)	1:A:55:SER:OG	2:B:78:GLY:O	13	1.71
(1,33)	1:A:55:SER:OG	2:B:79:LYS:C	13	1.71
(1,33)	1:A:55:SER:OG	2:B:79:LYS:CA	13	1.71
(1,33)	1:A:55:SER:OG	2:B:79:LYS:CB	13	1.71
(1,33)	1:A:55:SER:OG	2:B:79:LYS:CD	13	1.71
(1,33)	1:A:55:SER:OG	2:B:79:LYS:CE	13	1.71
(1,33)	1:A:55:SER:OG	2:B:79:LYS:CG	13	1.71
(1,33)	1:A:55:SER:OG	2:B:79:LYS:H	13	1.71
(1,33)	1:A:55:SER:OG	2:B:79:LYS:HA	13	1.71
(1,33)	1:A:55:SER:OG	2:B:79:LYS:HB2	13	1.71
(1,33)	1:A:55:SER:OG	2:B:79:LYS:HB3	13	1.71

*Continued on next page...*

*Continued from previous page...*

Key	Atom-1	Atom-2	Model ID	Violation (Å)
(1,33)	1:A:55:SER:OG	2:B:79:LYS:HD2	13	1.71
(1,33)	1:A:55:SER:OG	2:B:79:LYS:HD3	13	1.71
(1,33)	1:A:55:SER:OG	2:B:79:LYS:HE2	13	1.71
(1,33)	1:A:55:SER:OG	2:B:79:LYS:HE3	13	1.71
(1,33)	1:A:55:SER:OG	2:B:79:LYS:HG2	13	1.71
(1,33)	1:A:55:SER:OG	2:B:79:LYS:HG3	13	1.71
(1,33)	1:A:55:SER:OG	2:B:79:LYS:HZ1	13	1.71
(1,33)	1:A:55:SER:OG	2:B:79:LYS:HZ2	13	1.71
(1,33)	1:A:55:SER:OG	2:B:79:LYS:HZ3	13	1.71
(1,33)	1:A:55:SER:OG	2:B:79:LYS:N	13	1.71
(1,33)	1:A:55:SER:OG	2:B:79:LYS:NZ	13	1.71
(1,33)	1:A:55:SER:OG	2:B:79:LYS:O	13	1.71
(1,33)	1:A:55:SER:OG	2:B:80:ILE:C	13	1.71
(1,33)	1:A:55:SER:OG	2:B:80:ILE:CA	13	1.71
(1,33)	1:A:55:SER:OG	2:B:80:ILE:CB	13	1.71
(1,33)	1:A:55:SER:OG	2:B:80:ILE:CD1	13	1.71
(1,33)	1:A:55:SER:OG	2:B:80:ILE:CG1	13	1.71
(1,33)	1:A:55:SER:OG	2:B:80:ILE:CG2	13	1.71
(1,33)	1:A:55:SER:OG	2:B:80:ILE:H	13	1.71
(1,33)	1:A:55:SER:OG	2:B:80:ILE:HA	13	1.71
(1,33)	1:A:55:SER:OG	2:B:80:ILE:HB	13	1.71
(1,33)	1:A:55:SER:OG	2:B:80:ILE:HD11	13	1.71
(1,33)	1:A:55:SER:OG	2:B:80:ILE:HD12	13	1.71
(1,33)	1:A:55:SER:OG	2:B:80:ILE:HD13	13	1.71
(1,33)	1:A:55:SER:OG	2:B:80:ILE:HG12	13	1.71
(1,33)	1:A:55:SER:OG	2:B:80:ILE:HG13	13	1.71
(1,33)	1:A:55:SER:OG	2:B:80:ILE:HG21	13	1.71
(1,33)	1:A:55:SER:OG	2:B:80:ILE:HG22	13	1.71
(1,33)	1:A:55:SER:OG	2:B:80:ILE:HG23	13	1.71
(1,33)	1:A:55:SER:OG	2:B:80:ILE:N	13	1.71
(1,33)	1:A:55:SER:OG	2:B:80:ILE:O	13	1.71
(1,33)	1:A:55:SER:OG	2:B:84:GLN:C	13	1.71
(1,33)	1:A:55:SER:OG	2:B:84:GLN:CA	13	1.71
(1,33)	1:A:55:SER:OG	2:B:84:GLN:CB	13	1.71
(1,33)	1:A:55:SER:OG	2:B:84:GLN:CD	13	1.71
(1,33)	1:A:55:SER:OG	2:B:84:GLN:CG	13	1.71
(1,33)	1:A:55:SER:OG	2:B:84:GLN:H	13	1.71
(1,33)	1:A:55:SER:OG	2:B:84:GLN:HA	13	1.71
(1,33)	1:A:55:SER:OG	2:B:84:GLN:HB2	13	1.71
(1,33)	1:A:55:SER:OG	2:B:84:GLN:HB3	13	1.71
(1,33)	1:A:55:SER:OG	2:B:84:GLN:HE21	13	1.71
(1,33)	1:A:55:SER:OG	2:B:84:GLN:HE22	13	1.71

*Continued on next page...*

*Continued from previous page...*

Key	Atom-1	Atom-2	Model ID	Violation (Å)
(1,33)	1:A:55:SER:OG	2:B:84:GLN:HG2	13	1.71
(1,33)	1:A:55:SER:OG	2:B:84:GLN:HG3	13	1.71
(1,33)	1:A:55:SER:OG	2:B:84:GLN:N	13	1.71
(1,33)	1:A:55:SER:OG	2:B:84:GLN:NE2	13	1.71
(1,33)	1:A:55:SER:OG	2:B:84:GLN:O	13	1.71
(1,33)	1:A:55:SER:OG	2:B:84:GLN:OE1	13	1.71
(1,33)	1:A:55:SER:OG	2:B:97:THR:C	13	1.71
(1,33)	1:A:55:SER:OG	2:B:97:THR:CA	13	1.71
(1,33)	1:A:55:SER:OG	2:B:97:THR:CB	13	1.71
(1,33)	1:A:55:SER:OG	2:B:97:THR:CG2	13	1.71
(1,33)	1:A:55:SER:OG	2:B:97:THR:H	13	1.71
(1,33)	1:A:55:SER:OG	2:B:97:THR:HA	13	1.71
(1,33)	1:A:55:SER:OG	2:B:97:THR:HB	13	1.71
(1,33)	1:A:55:SER:OG	2:B:97:THR:HG1	13	1.71
(1,33)	1:A:55:SER:OG	2:B:97:THR:HG21	13	1.71
(1,33)	1:A:55:SER:OG	2:B:97:THR:HG22	13	1.71
(1,33)	1:A:55:SER:OG	2:B:97:THR:HG23	13	1.71
(1,33)	1:A:55:SER:OG	2:B:97:THR:N	13	1.71
(1,33)	1:A:55:SER:OG	2:B:97:THR:O	13	1.71
(1,33)	1:A:55:SER:OG	2:B:97:THR:OG1	13	1.71
(1,33)	1:A:55:SER:OG	2:B:99:HIS:C	13	1.71
(1,33)	1:A:55:SER:OG	2:B:99:HIS:CA	13	1.71
(1,33)	1:A:55:SER:OG	2:B:99:HIS:CB	13	1.71
(1,33)	1:A:55:SER:OG	2:B:99:HIS:CD2	13	1.71
(1,33)	1:A:55:SER:OG	2:B:99:HIS:CE1	13	1.71
(1,33)	1:A:55:SER:OG	2:B:99:HIS:CG	13	1.71
(1,33)	1:A:55:SER:OG	2:B:99:HIS:H	13	1.71
(1,33)	1:A:55:SER:OG	2:B:99:HIS:HA	13	1.71
(1,33)	1:A:55:SER:OG	2:B:99:HIS:HB2	13	1.71
(1,33)	1:A:55:SER:OG	2:B:99:HIS:HB3	13	1.71
(1,33)	1:A:55:SER:OG	2:B:99:HIS:HD1	13	1.71
(1,33)	1:A:55:SER:OG	2:B:99:HIS:HD2	13	1.71
(1,33)	1:A:55:SER:OG	2:B:99:HIS:HE1	13	1.71
(1,33)	1:A:55:SER:OG	2:B:99:HIS:HE2	13	1.71
(1,33)	1:A:55:SER:OG	2:B:99:HIS:N	13	1.71
(1,33)	1:A:55:SER:OG	2:B:99:HIS:ND1	13	1.71
(1,33)	1:A:55:SER:OG	2:B:99:HIS:NE2	13	1.71
(1,33)	1:A:55:SER:OG	2:B:99:HIS:O	13	1.71
(1,33)	1:A:55:SER:OG	2:B:101:VAL:C	13	1.71
(1,33)	1:A:55:SER:OG	2:B:101:VAL:CA	13	1.71
(1,33)	1:A:55:SER:OG	2:B:101:VAL:CB	13	1.71
(1,33)	1:A:55:SER:OG	2:B:101:VAL:CG1	13	1.71

*Continued on next page...*

*Continued from previous page...*

Key	Atom-1	Atom-2	Model ID	Violation (Å)
(1,33)	1:A:55:SER:OG	2:B:101:VAL:CG2	13	1.71
(1,33)	1:A:55:SER:OG	2:B:101:VAL:H	13	1.71
(1,33)	1:A:55:SER:OG	2:B:101:VAL:HA	13	1.71
(1,33)	1:A:55:SER:OG	2:B:101:VAL:HB	13	1.71
(1,33)	1:A:55:SER:OG	2:B:101:VAL:HG11	13	1.71
(1,33)	1:A:55:SER:OG	2:B:101:VAL:HG12	13	1.71
(1,33)	1:A:55:SER:OG	2:B:101:VAL:HG13	13	1.71
(1,33)	1:A:55:SER:OG	2:B:101:VAL:HG21	13	1.71
(1,33)	1:A:55:SER:OG	2:B:101:VAL:HG22	13	1.71
(1,33)	1:A:55:SER:OG	2:B:101:VAL:HG23	13	1.71
(1,33)	1:A:55:SER:OG	2:B:101:VAL:N	13	1.71
(1,33)	1:A:55:SER:OG	2:B:101:VAL:O	13	1.71
(1,33)	1:A:55:SER:C	2:B:75:ILE:C	18	1.71
(1,33)	1:A:55:SER:C	2:B:75:ILE:CA	18	1.71
(1,33)	1:A:55:SER:C	2:B:75:ILE:CB	18	1.71
(1,33)	1:A:55:SER:C	2:B:75:ILE:CD1	18	1.71
(1,33)	1:A:55:SER:C	2:B:75:ILE:CG1	18	1.71
(1,33)	1:A:55:SER:C	2:B:75:ILE:CG2	18	1.71
(1,33)	1:A:55:SER:C	2:B:75:ILE:H	18	1.71
(1,33)	1:A:55:SER:C	2:B:75:ILE:HA	18	1.71
(1,33)	1:A:55:SER:C	2:B:75:ILE:HB	18	1.71
(1,33)	1:A:55:SER:C	2:B:75:ILE:HD11	18	1.71
(1,33)	1:A:55:SER:C	2:B:75:ILE:HD12	18	1.71
(1,33)	1:A:55:SER:C	2:B:75:ILE:HD13	18	1.71
(1,33)	1:A:55:SER:C	2:B:75:ILE:HG12	18	1.71
(1,33)	1:A:55:SER:C	2:B:75:ILE:HG13	18	1.71
(1,33)	1:A:55:SER:C	2:B:75:ILE:HG21	18	1.71
(1,33)	1:A:55:SER:C	2:B:75:ILE:HG22	18	1.71
(1,33)	1:A:55:SER:C	2:B:75:ILE:HG23	18	1.71
(1,33)	1:A:55:SER:C	2:B:75:ILE:N	18	1.71
(1,33)	1:A:55:SER:C	2:B:75:ILE:O	18	1.71
(1,33)	1:A:55:SER:C	2:B:77:ALA:C	18	1.71
(1,33)	1:A:55:SER:C	2:B:77:ALA:CA	18	1.71
(1,33)	1:A:55:SER:C	2:B:77:ALA:CB	18	1.71
(1,33)	1:A:55:SER:C	2:B:77:ALA:H	18	1.71
(1,33)	1:A:55:SER:C	2:B:77:ALA:HA	18	1.71
(1,33)	1:A:55:SER:C	2:B:77:ALA:HB1	18	1.71
(1,33)	1:A:55:SER:C	2:B:77:ALA:HB2	18	1.71
(1,33)	1:A:55:SER:C	2:B:77:ALA:HB3	18	1.71
(1,33)	1:A:55:SER:C	2:B:77:ALA:N	18	1.71
(1,33)	1:A:55:SER:C	2:B:77:ALA:O	18	1.71
(1,33)	1:A:55:SER:C	2:B:78:GLY:C	18	1.71

*Continued on next page...*



*Continued from previous page...*

Key	Atom-1	Atom-2	Model ID	Violation (Å)
(1,33)	1:A:55:SER:C	2:B:78:GLY:CA	18	1.71
(1,33)	1:A:55:SER:C	2:B:78:GLY:H	18	1.71
(1,33)	1:A:55:SER:C	2:B:78:GLY:HA2	18	1.71
(1,33)	1:A:55:SER:C	2:B:78:GLY:HA3	18	1.71
(1,33)	1:A:55:SER:C	2:B:78:GLY:N	18	1.71
(1,33)	1:A:55:SER:C	2:B:78:GLY:O	18	1.71
(1,33)	1:A:55:SER:C	2:B:79:LYS:C	18	1.71
(1,33)	1:A:55:SER:C	2:B:79:LYS:CA	18	1.71
(1,33)	1:A:55:SER:C	2:B:79:LYS:CB	18	1.71
(1,33)	1:A:55:SER:C	2:B:79:LYS:CD	18	1.71
(1,33)	1:A:55:SER:C	2:B:79:LYS:CE	18	1.71
(1,33)	1:A:55:SER:C	2:B:79:LYS:CG	18	1.71
(1,33)	1:A:55:SER:C	2:B:79:LYS:H	18	1.71
(1,33)	1:A:55:SER:C	2:B:79:LYS:HA	18	1.71
(1,33)	1:A:55:SER:C	2:B:79:LYS:HB2	18	1.71
(1,33)	1:A:55:SER:C	2:B:79:LYS:HB3	18	1.71
(1,33)	1:A:55:SER:C	2:B:79:LYS:HD2	18	1.71
(1,33)	1:A:55:SER:C	2:B:79:LYS:HD3	18	1.71
(1,33)	1:A:55:SER:C	2:B:79:LYS:HE2	18	1.71
(1,33)	1:A:55:SER:C	2:B:79:LYS:HE3	18	1.71
(1,33)	1:A:55:SER:C	2:B:79:LYS:HG2	18	1.71
(1,33)	1:A:55:SER:C	2:B:79:LYS:HG3	18	1.71
(1,33)	1:A:55:SER:C	2:B:79:LYS:HZ1	18	1.71
(1,33)	1:A:55:SER:C	2:B:79:LYS:HZ2	18	1.71
(1,33)	1:A:55:SER:C	2:B:79:LYS:HZ3	18	1.71
(1,33)	1:A:55:SER:C	2:B:79:LYS:N	18	1.71
(1,33)	1:A:55:SER:C	2:B:79:LYS:NZ	18	1.71
(1,33)	1:A:55:SER:C	2:B:79:LYS:O	18	1.71
(1,33)	1:A:55:SER:C	2:B:80:ILE:C	18	1.71
(1,33)	1:A:55:SER:C	2:B:80:ILE:CA	18	1.71
(1,33)	1:A:55:SER:C	2:B:80:ILE:CB	18	1.71
(1,33)	1:A:55:SER:C	2:B:80:ILE:CD1	18	1.71
(1,33)	1:A:55:SER:C	2:B:80:ILE:CG1	18	1.71
(1,33)	1:A:55:SER:C	2:B:80:ILE:CG2	18	1.71
(1,33)	1:A:55:SER:C	2:B:80:ILE:H	18	1.71
(1,33)	1:A:55:SER:C	2:B:80:ILE:HA	18	1.71
(1,33)	1:A:55:SER:C	2:B:80:ILE:HB	18	1.71
(1,33)	1:A:55:SER:C	2:B:80:ILE:HD11	18	1.71
(1,33)	1:A:55:SER:C	2:B:80:ILE:HD12	18	1.71
(1,33)	1:A:55:SER:C	2:B:80:ILE:HD13	18	1.71
(1,33)	1:A:55:SER:C	2:B:80:ILE:HG12	18	1.71
(1,33)	1:A:55:SER:C	2:B:80:ILE:HG13	18	1.71

*Continued on next page...*

*Continued from previous page...*

Key	Atom-1	Atom-2	Model ID	Violation (Å)
(1,33)	1:A:55:SER:C	2:B:80:ILE:HG21	18	1.71
(1,33)	1:A:55:SER:C	2:B:80:ILE:HG22	18	1.71
(1,33)	1:A:55:SER:C	2:B:80:ILE:HG23	18	1.71
(1,33)	1:A:55:SER:C	2:B:80:ILE:N	18	1.71
(1,33)	1:A:55:SER:C	2:B:80:ILE:O	18	1.71
(1,33)	1:A:55:SER:C	2:B:84:GLN:C	18	1.71
(1,33)	1:A:55:SER:C	2:B:84:GLN:CA	18	1.71
(1,33)	1:A:55:SER:C	2:B:84:GLN:CB	18	1.71
(1,33)	1:A:55:SER:C	2:B:84:GLN:CD	18	1.71
(1,33)	1:A:55:SER:C	2:B:84:GLN:CG	18	1.71
(1,33)	1:A:55:SER:C	2:B:84:GLN:H	18	1.71
(1,33)	1:A:55:SER:C	2:B:84:GLN:HA	18	1.71
(1,33)	1:A:55:SER:C	2:B:84:GLN:HB2	18	1.71
(1,33)	1:A:55:SER:C	2:B:84:GLN:HB3	18	1.71
(1,33)	1:A:55:SER:C	2:B:84:GLN:HE21	18	1.71
(1,33)	1:A:55:SER:C	2:B:84:GLN:HE22	18	1.71
(1,33)	1:A:55:SER:C	2:B:84:GLN:HG2	18	1.71
(1,33)	1:A:55:SER:C	2:B:84:GLN:HG3	18	1.71
(1,33)	1:A:55:SER:C	2:B:84:GLN:N	18	1.71
(1,33)	1:A:55:SER:C	2:B:84:GLN:NE2	18	1.71
(1,33)	1:A:55:SER:C	2:B:84:GLN:O	18	1.71
(1,33)	1:A:55:SER:C	2:B:84:GLN:OE1	18	1.71
(1,33)	1:A:55:SER:C	2:B:97:THR:C	18	1.71
(1,33)	1:A:55:SER:C	2:B:97:THR:CA	18	1.71
(1,33)	1:A:55:SER:C	2:B:97:THR:CB	18	1.71
(1,33)	1:A:55:SER:C	2:B:97:THR:CG2	18	1.71
(1,33)	1:A:55:SER:C	2:B:97:THR:H	18	1.71
(1,33)	1:A:55:SER:C	2:B:97:THR:HA	18	1.71
(1,33)	1:A:55:SER:C	2:B:97:THR:HB	18	1.71
(1,33)	1:A:55:SER:C	2:B:97:THR:HG1	18	1.71
(1,33)	1:A:55:SER:C	2:B:97:THR:HG21	18	1.71
(1,33)	1:A:55:SER:C	2:B:97:THR:HG22	18	1.71
(1,33)	1:A:55:SER:C	2:B:97:THR:HG23	18	1.71
(1,33)	1:A:55:SER:C	2:B:97:THR:N	18	1.71
(1,33)	1:A:55:SER:C	2:B:97:THR:O	18	1.71
(1,33)	1:A:55:SER:C	2:B:97:THR:OG1	18	1.71
(1,33)	1:A:55:SER:C	2:B:99:HIS:C	18	1.71
(1,33)	1:A:55:SER:C	2:B:99:HIS:CA	18	1.71
(1,33)	1:A:55:SER:C	2:B:99:HIS:CB	18	1.71
(1,33)	1:A:55:SER:C	2:B:99:HIS:CD2	18	1.71
(1,33)	1:A:55:SER:C	2:B:99:HIS:CE1	18	1.71
(1,33)	1:A:55:SER:C	2:B:99:HIS:CG	18	1.71

*Continued on next page...*

*Continued from previous page...*

Key	Atom-1	Atom-2	Model ID	Violation (Å)
(1,33)	1:A:55:SER:C	2:B:99:HIS:H	18	1.71
(1,33)	1:A:55:SER:C	2:B:99:HIS:HA	18	1.71
(1,33)	1:A:55:SER:C	2:B:99:HIS:HB2	18	1.71
(1,33)	1:A:55:SER:C	2:B:99:HIS:HB3	18	1.71
(1,33)	1:A:55:SER:C	2:B:99:HIS:HD1	18	1.71
(1,33)	1:A:55:SER:C	2:B:99:HIS:HD2	18	1.71
(1,33)	1:A:55:SER:C	2:B:99:HIS:HE1	18	1.71
(1,33)	1:A:55:SER:C	2:B:99:HIS:HE2	18	1.71
(1,33)	1:A:55:SER:C	2:B:99:HIS:N	18	1.71
(1,33)	1:A:55:SER:C	2:B:99:HIS:ND1	18	1.71
(1,33)	1:A:55:SER:C	2:B:99:HIS:NE2	18	1.71
(1,33)	1:A:55:SER:C	2:B:99:HIS:O	18	1.71
(1,33)	1:A:55:SER:C	2:B:101:VAL:C	18	1.71
(1,33)	1:A:55:SER:C	2:B:101:VAL:CA	18	1.71
(1,33)	1:A:55:SER:C	2:B:101:VAL:CB	18	1.71
(1,33)	1:A:55:SER:C	2:B:101:VAL:CG1	18	1.71
(1,33)	1:A:55:SER:C	2:B:101:VAL:CG2	18	1.71
(1,33)	1:A:55:SER:C	2:B:101:VAL:H	18	1.71
(1,33)	1:A:55:SER:C	2:B:101:VAL:HA	18	1.71
(1,33)	1:A:55:SER:C	2:B:101:VAL:HB	18	1.71
(1,33)	1:A:55:SER:C	2:B:101:VAL:HG11	18	1.71
(1,33)	1:A:55:SER:C	2:B:101:VAL:HG12	18	1.71
(1,33)	1:A:55:SER:C	2:B:101:VAL:HG13	18	1.71
(1,33)	1:A:55:SER:C	2:B:101:VAL:HG21	18	1.71
(1,33)	1:A:55:SER:C	2:B:101:VAL:HG22	18	1.71
(1,33)	1:A:55:SER:C	2:B:101:VAL:HG23	18	1.71
(1,33)	1:A:55:SER:C	2:B:101:VAL:N	18	1.71
(1,33)	1:A:55:SER:C	2:B:101:VAL:O	18	1.71
(1,33)	1:A:55:SER:CA	2:B:75:ILE:C	18	1.71
(1,33)	1:A:55:SER:CA	2:B:75:ILE:CA	18	1.71
(1,33)	1:A:55:SER:CA	2:B:75:ILE:CB	18	1.71
(1,33)	1:A:55:SER:CA	2:B:75:ILE:CD1	18	1.71
(1,33)	1:A:55:SER:CA	2:B:75:ILE:CG1	18	1.71
(1,33)	1:A:55:SER:CA	2:B:75:ILE:CG2	18	1.71
(1,33)	1:A:55:SER:CA	2:B:75:ILE:H	18	1.71
(1,33)	1:A:55:SER:CA	2:B:75:ILE:HA	18	1.71
(1,33)	1:A:55:SER:CA	2:B:75:ILE:HB	18	1.71
(1,33)	1:A:55:SER:CA	2:B:75:ILE:HD11	18	1.71
(1,33)	1:A:55:SER:CA	2:B:75:ILE:HD12	18	1.71
(1,33)	1:A:55:SER:CA	2:B:75:ILE:HD13	18	1.71
(1,33)	1:A:55:SER:CA	2:B:75:ILE:HG12	18	1.71
(1,33)	1:A:55:SER:CA	2:B:75:ILE:HG13	18	1.71

*Continued on next page...*

*Continued from previous page...*

Key	Atom-1	Atom-2	Model ID	Violation (Å)
(1,33)	1:A:55:SER:CA	2:B:75:ILE:HG21	18	1.71
(1,33)	1:A:55:SER:CA	2:B:75:ILE:HG22	18	1.71
(1,33)	1:A:55:SER:CA	2:B:75:ILE:HG23	18	1.71
(1,33)	1:A:55:SER:CA	2:B:75:ILE:N	18	1.71
(1,33)	1:A:55:SER:CA	2:B:75:ILE:O	18	1.71
(1,33)	1:A:55:SER:CA	2:B:77:ALA:C	18	1.71
(1,33)	1:A:55:SER:CA	2:B:77:ALA:CA	18	1.71
(1,33)	1:A:55:SER:CA	2:B:77:ALA:CB	18	1.71
(1,33)	1:A:55:SER:CA	2:B:77:ALA:H	18	1.71
(1,33)	1:A:55:SER:CA	2:B:77:ALA:HA	18	1.71
(1,33)	1:A:55:SER:CA	2:B:77:ALA:HB1	18	1.71
(1,33)	1:A:55:SER:CA	2:B:77:ALA:HB2	18	1.71
(1,33)	1:A:55:SER:CA	2:B:77:ALA:HB3	18	1.71
(1,33)	1:A:55:SER:CA	2:B:77:ALA:N	18	1.71
(1,33)	1:A:55:SER:CA	2:B:77:ALA:O	18	1.71
(1,33)	1:A:55:SER:CA	2:B:78:GLY:C	18	1.71
(1,33)	1:A:55:SER:CA	2:B:78:GLY:CA	18	1.71
(1,33)	1:A:55:SER:CA	2:B:78:GLY:H	18	1.71
(1,33)	1:A:55:SER:CA	2:B:78:GLY:HA2	18	1.71
(1,33)	1:A:55:SER:CA	2:B:78:GLY:HA3	18	1.71
(1,33)	1:A:55:SER:CA	2:B:78:GLY:N	18	1.71
(1,33)	1:A:55:SER:CA	2:B:78:GLY:O	18	1.71
(1,33)	1:A:55:SER:CA	2:B:79:LYS:C	18	1.71
(1,33)	1:A:55:SER:CA	2:B:79:LYS:CA	18	1.71
(1,33)	1:A:55:SER:CA	2:B:79:LYS:CB	18	1.71
(1,33)	1:A:55:SER:CA	2:B:79:LYS:CD	18	1.71
(1,33)	1:A:55:SER:CA	2:B:79:LYS:CE	18	1.71
(1,33)	1:A:55:SER:CA	2:B:79:LYS:CG	18	1.71
(1,33)	1:A:55:SER:CA	2:B:79:LYS:H	18	1.71
(1,33)	1:A:55:SER:CA	2:B:79:LYS:HA	18	1.71
(1,33)	1:A:55:SER:CA	2:B:79:LYS:HB2	18	1.71
(1,33)	1:A:55:SER:CA	2:B:79:LYS:HB3	18	1.71
(1,33)	1:A:55:SER:CA	2:B:79:LYS:HD2	18	1.71
(1,33)	1:A:55:SER:CA	2:B:79:LYS:HD3	18	1.71
(1,33)	1:A:55:SER:CA	2:B:79:LYS:HE2	18	1.71
(1,33)	1:A:55:SER:CA	2:B:79:LYS:HE3	18	1.71
(1,33)	1:A:55:SER:CA	2:B:79:LYS:HG2	18	1.71
(1,33)	1:A:55:SER:CA	2:B:79:LYS:HG3	18	1.71
(1,33)	1:A:55:SER:CA	2:B:79:LYS:HZ1	18	1.71
(1,33)	1:A:55:SER:CA	2:B:79:LYS:HZ2	18	1.71
(1,33)	1:A:55:SER:CA	2:B:79:LYS:HZ3	18	1.71
(1,33)	1:A:55:SER:CA	2:B:79:LYS:N	18	1.71

*Continued on next page...*

*Continued from previous page...*

Key	Atom-1	Atom-2	Model ID	Violation (Å)
(1,33)	1:A:55:SER:CA	2:B:79:LYS:NZ	18	1.71
(1,33)	1:A:55:SER:CA	2:B:79:LYS:O	18	1.71
(1,33)	1:A:55:SER:CA	2:B:80:ILE:C	18	1.71
(1,33)	1:A:55:SER:CA	2:B:80:ILE:CA	18	1.71
(1,33)	1:A:55:SER:CA	2:B:80:ILE:CB	18	1.71
(1,33)	1:A:55:SER:CA	2:B:80:ILE:CD1	18	1.71
(1,33)	1:A:55:SER:CA	2:B:80:ILE:CG1	18	1.71
(1,33)	1:A:55:SER:CA	2:B:80:ILE:CG2	18	1.71
(1,33)	1:A:55:SER:CA	2:B:80:ILE:H	18	1.71
(1,33)	1:A:55:SER:CA	2:B:80:ILE:HA	18	1.71
(1,33)	1:A:55:SER:CA	2:B:80:ILE:HB	18	1.71
(1,33)	1:A:55:SER:CA	2:B:80:ILE:HD11	18	1.71
(1,33)	1:A:55:SER:CA	2:B:80:ILE:HD12	18	1.71
(1,33)	1:A:55:SER:CA	2:B:80:ILE:HD13	18	1.71
(1,33)	1:A:55:SER:CA	2:B:80:ILE:HG12	18	1.71
(1,33)	1:A:55:SER:CA	2:B:80:ILE:HG13	18	1.71
(1,33)	1:A:55:SER:CA	2:B:80:ILE:HG21	18	1.71
(1,33)	1:A:55:SER:CA	2:B:80:ILE:HG22	18	1.71
(1,33)	1:A:55:SER:CA	2:B:80:ILE:HG23	18	1.71
(1,33)	1:A:55:SER:CA	2:B:80:ILE:N	18	1.71
(1,33)	1:A:55:SER:CA	2:B:80:ILE:O	18	1.71
(1,33)	1:A:55:SER:CA	2:B:84:GLN:C	18	1.71
(1,33)	1:A:55:SER:CA	2:B:84:GLN:CA	18	1.71
(1,33)	1:A:55:SER:CA	2:B:84:GLN:CB	18	1.71
(1,33)	1:A:55:SER:CA	2:B:84:GLN:CD	18	1.71
(1,33)	1:A:55:SER:CA	2:B:84:GLN:CG	18	1.71
(1,33)	1:A:55:SER:CA	2:B:84:GLN:H	18	1.71
(1,33)	1:A:55:SER:CA	2:B:84:GLN:HA	18	1.71
(1,33)	1:A:55:SER:CA	2:B:84:GLN:HB2	18	1.71
(1,33)	1:A:55:SER:CA	2:B:84:GLN:HB3	18	1.71
(1,33)	1:A:55:SER:CA	2:B:84:GLN:HE21	18	1.71
(1,33)	1:A:55:SER:CA	2:B:84:GLN:HE22	18	1.71
(1,33)	1:A:55:SER:CA	2:B:84:GLN:HG2	18	1.71
(1,33)	1:A:55:SER:CA	2:B:84:GLN:HG3	18	1.71
(1,33)	1:A:55:SER:CA	2:B:84:GLN:N	18	1.71
(1,33)	1:A:55:SER:CA	2:B:84:GLN:NE2	18	1.71
(1,33)	1:A:55:SER:CA	2:B:84:GLN:O	18	1.71
(1,33)	1:A:55:SER:CA	2:B:84:GLN:OE1	18	1.71
(1,33)	1:A:55:SER:CA	2:B:97:THR:C	18	1.71
(1,33)	1:A:55:SER:CA	2:B:97:THR:CA	18	1.71
(1,33)	1:A:55:SER:CA	2:B:97:THR:CB	18	1.71
(1,33)	1:A:55:SER:CA	2:B:97:THR:CG2	18	1.71

*Continued on next page...*

*Continued from previous page...*

Key	Atom-1	Atom-2	Model ID	Violation (Å)
(1,33)	1:A:55:SER:CA	2:B:97:THR:H	18	1.71
(1,33)	1:A:55:SER:CA	2:B:97:THR:HA	18	1.71
(1,33)	1:A:55:SER:CA	2:B:97:THR:HB	18	1.71
(1,33)	1:A:55:SER:CA	2:B:97:THR:HG1	18	1.71
(1,33)	1:A:55:SER:CA	2:B:97:THR:HG21	18	1.71
(1,33)	1:A:55:SER:CA	2:B:97:THR:HG22	18	1.71
(1,33)	1:A:55:SER:CA	2:B:97:THR:HG23	18	1.71
(1,33)	1:A:55:SER:CA	2:B:97:THR:N	18	1.71
(1,33)	1:A:55:SER:CA	2:B:97:THR:O	18	1.71
(1,33)	1:A:55:SER:CA	2:B:97:THR:OG1	18	1.71
(1,33)	1:A:55:SER:CA	2:B:99:HIS:C	18	1.71
(1,33)	1:A:55:SER:CA	2:B:99:HIS:CA	18	1.71
(1,33)	1:A:55:SER:CA	2:B:99:HIS:CB	18	1.71
(1,33)	1:A:55:SER:CA	2:B:99:HIS:CD2	18	1.71
(1,33)	1:A:55:SER:CA	2:B:99:HIS:CE1	18	1.71
(1,33)	1:A:55:SER:CA	2:B:99:HIS:CG	18	1.71
(1,33)	1:A:55:SER:CA	2:B:99:HIS:H	18	1.71
(1,33)	1:A:55:SER:CA	2:B:99:HIS:HA	18	1.71
(1,33)	1:A:55:SER:CA	2:B:99:HIS:HB2	18	1.71
(1,33)	1:A:55:SER:CA	2:B:99:HIS:HB3	18	1.71
(1,33)	1:A:55:SER:CA	2:B:99:HIS:HD1	18	1.71
(1,33)	1:A:55:SER:CA	2:B:99:HIS:HD2	18	1.71
(1,33)	1:A:55:SER:CA	2:B:99:HIS:HE1	18	1.71
(1,33)	1:A:55:SER:CA	2:B:99:HIS:HE2	18	1.71
(1,33)	1:A:55:SER:CA	2:B:99:HIS:N	18	1.71
(1,33)	1:A:55:SER:CA	2:B:99:HIS:ND1	18	1.71
(1,33)	1:A:55:SER:CA	2:B:99:HIS:NE2	18	1.71
(1,33)	1:A:55:SER:CA	2:B:99:HIS:O	18	1.71
(1,33)	1:A:55:SER:CA	2:B:101:VAL:C	18	1.71
(1,33)	1:A:55:SER:CA	2:B:101:VAL:CA	18	1.71
(1,33)	1:A:55:SER:CA	2:B:101:VAL:CB	18	1.71
(1,33)	1:A:55:SER:CA	2:B:101:VAL:CG1	18	1.71
(1,33)	1:A:55:SER:CA	2:B:101:VAL:CG2	18	1.71
(1,33)	1:A:55:SER:CA	2:B:101:VAL:H	18	1.71
(1,33)	1:A:55:SER:CA	2:B:101:VAL:HA	18	1.71
(1,33)	1:A:55:SER:CA	2:B:101:VAL:HB	18	1.71
(1,33)	1:A:55:SER:CA	2:B:101:VAL:HG11	18	1.71
(1,33)	1:A:55:SER:CA	2:B:101:VAL:HG12	18	1.71
(1,33)	1:A:55:SER:CA	2:B:101:VAL:HG13	18	1.71
(1,33)	1:A:55:SER:CA	2:B:101:VAL:HG21	18	1.71
(1,33)	1:A:55:SER:CA	2:B:101:VAL:HG22	18	1.71
(1,33)	1:A:55:SER:CA	2:B:101:VAL:HG23	18	1.71

*Continued on next page...*

*Continued from previous page...*

Key	Atom-1	Atom-2	Model ID	Violation (Å)
(1,33)	1:A:55:SER:CA	2:B:101:VAL:N	18	1.71
(1,33)	1:A:55:SER:CA	2:B:101:VAL:O	18	1.71
(1,33)	1:A:55:SER:CB	2:B:75:ILE:C	18	1.71
(1,33)	1:A:55:SER:CB	2:B:75:ILE:CA	18	1.71
(1,33)	1:A:55:SER:CB	2:B:75:ILE:CB	18	1.71
(1,33)	1:A:55:SER:CB	2:B:75:ILE:CD1	18	1.71
(1,33)	1:A:55:SER:CB	2:B:75:ILE:CG1	18	1.71
(1,33)	1:A:55:SER:CB	2:B:75:ILE:CG2	18	1.71
(1,33)	1:A:55:SER:CB	2:B:75:ILE:H	18	1.71
(1,33)	1:A:55:SER:CB	2:B:75:ILE:HA	18	1.71
(1,33)	1:A:55:SER:CB	2:B:75:ILE:HB	18	1.71
(1,33)	1:A:55:SER:CB	2:B:75:ILE:HD11	18	1.71
(1,33)	1:A:55:SER:CB	2:B:75:ILE:HD12	18	1.71
(1,33)	1:A:55:SER:CB	2:B:75:ILE:HD13	18	1.71
(1,33)	1:A:55:SER:CB	2:B:75:ILE:HG12	18	1.71
(1,33)	1:A:55:SER:CB	2:B:75:ILE:HG13	18	1.71
(1,33)	1:A:55:SER:CB	2:B:75:ILE:HG21	18	1.71
(1,33)	1:A:55:SER:CB	2:B:75:ILE:HG22	18	1.71
(1,33)	1:A:55:SER:CB	2:B:75:ILE:HG23	18	1.71
(1,33)	1:A:55:SER:CB	2:B:75:ILE:N	18	1.71
(1,33)	1:A:55:SER:CB	2:B:75:ILE:O	18	1.71
(1,33)	1:A:55:SER:CB	2:B:77:ALA:C	18	1.71
(1,33)	1:A:55:SER:CB	2:B:77:ALA:CA	18	1.71
(1,33)	1:A:55:SER:CB	2:B:77:ALA:CB	18	1.71
(1,33)	1:A:55:SER:CB	2:B:77:ALA:H	18	1.71
(1,33)	1:A:55:SER:CB	2:B:77:ALA:HA	18	1.71
(1,33)	1:A:55:SER:CB	2:B:77:ALA:HB1	18	1.71
(1,33)	1:A:55:SER:CB	2:B:77:ALA:HB2	18	1.71
(1,33)	1:A:55:SER:CB	2:B:77:ALA:HB3	18	1.71
(1,33)	1:A:55:SER:CB	2:B:77:ALA:N	18	1.71
(1,33)	1:A:55:SER:CB	2:B:77:ALA:O	18	1.71
(1,33)	1:A:55:SER:CB	2:B:78:GLY:C	18	1.71
(1,33)	1:A:55:SER:CB	2:B:78:GLY:CA	18	1.71
(1,33)	1:A:55:SER:CB	2:B:78:GLY:H	18	1.71
(1,33)	1:A:55:SER:CB	2:B:78:GLY:HA2	18	1.71
(1,33)	1:A:55:SER:CB	2:B:78:GLY:HA3	18	1.71
(1,33)	1:A:55:SER:CB	2:B:78:GLY:N	18	1.71
(1,33)	1:A:55:SER:CB	2:B:78:GLY:O	18	1.71
(1,33)	1:A:55:SER:CB	2:B:79:LYS:C	18	1.71
(1,33)	1:A:55:SER:CB	2:B:79:LYS:CA	18	1.71
(1,33)	1:A:55:SER:CB	2:B:79:LYS:CB	18	1.71
(1,33)	1:A:55:SER:CB	2:B:79:LYS:CD	18	1.71

*Continued on next page...*

*Continued from previous page...*

Key	Atom-1	Atom-2	Model ID	Violation (Å)
(1,33)	1:A:55:SER:CB	2:B:79:LYS:CE	18	1.71
(1,33)	1:A:55:SER:CB	2:B:79:LYS:CG	18	1.71
(1,33)	1:A:55:SER:CB	2:B:79:LYS:H	18	1.71
(1,33)	1:A:55:SER:CB	2:B:79:LYS:HA	18	1.71
(1,33)	1:A:55:SER:CB	2:B:79:LYS:HB2	18	1.71
(1,33)	1:A:55:SER:CB	2:B:79:LYS:HB3	18	1.71
(1,33)	1:A:55:SER:CB	2:B:79:LYS:HD2	18	1.71
(1,33)	1:A:55:SER:CB	2:B:79:LYS:HD3	18	1.71
(1,33)	1:A:55:SER:CB	2:B:79:LYS:HE2	18	1.71
(1,33)	1:A:55:SER:CB	2:B:79:LYS:HE3	18	1.71
(1,33)	1:A:55:SER:CB	2:B:79:LYS:HG2	18	1.71
(1,33)	1:A:55:SER:CB	2:B:79:LYS:HG3	18	1.71
(1,33)	1:A:55:SER:CB	2:B:79:LYS:HZ1	18	1.71
(1,33)	1:A:55:SER:CB	2:B:79:LYS:HZ2	18	1.71
(1,33)	1:A:55:SER:CB	2:B:79:LYS:HZ3	18	1.71
(1,33)	1:A:55:SER:CB	2:B:79:LYS:N	18	1.71
(1,33)	1:A:55:SER:CB	2:B:79:LYS:NZ	18	1.71
(1,33)	1:A:55:SER:CB	2:B:79:LYS:O	18	1.71
(1,33)	1:A:55:SER:CB	2:B:80:ILE:C	18	1.71
(1,33)	1:A:55:SER:CB	2:B:80:ILE:CA	18	1.71
(1,33)	1:A:55:SER:CB	2:B:80:ILE:CB	18	1.71
(1,33)	1:A:55:SER:CB	2:B:80:ILE:CD1	18	1.71
(1,33)	1:A:55:SER:CB	2:B:80:ILE:CG1	18	1.71
(1,33)	1:A:55:SER:CB	2:B:80:ILE:CG2	18	1.71
(1,33)	1:A:55:SER:CB	2:B:80:ILE:H	18	1.71
(1,33)	1:A:55:SER:CB	2:B:80:ILE:HA	18	1.71
(1,33)	1:A:55:SER:CB	2:B:80:ILE:HB	18	1.71
(1,33)	1:A:55:SER:CB	2:B:80:ILE:HD11	18	1.71
(1,33)	1:A:55:SER:CB	2:B:80:ILE:HD12	18	1.71
(1,33)	1:A:55:SER:CB	2:B:80:ILE:HD13	18	1.71
(1,33)	1:A:55:SER:CB	2:B:80:ILE:HG12	18	1.71
(1,33)	1:A:55:SER:CB	2:B:80:ILE:HG13	18	1.71
(1,33)	1:A:55:SER:CB	2:B:80:ILE:HG21	18	1.71
(1,33)	1:A:55:SER:CB	2:B:80:ILE:HG22	18	1.71
(1,33)	1:A:55:SER:CB	2:B:80:ILE:HG23	18	1.71
(1,33)	1:A:55:SER:CB	2:B:80:ILE:N	18	1.71
(1,33)	1:A:55:SER:CB	2:B:80:ILE:O	18	1.71
(1,33)	1:A:55:SER:CB	2:B:84:GLN:C	18	1.71
(1,33)	1:A:55:SER:CB	2:B:84:GLN:CA	18	1.71
(1,33)	1:A:55:SER:CB	2:B:84:GLN:CB	18	1.71
(1,33)	1:A:55:SER:CB	2:B:84:GLN:CD	18	1.71
(1,33)	1:A:55:SER:CB	2:B:84:GLN:CG	18	1.71

*Continued on next page...*



*Continued from previous page...*

Key	Atom-1	Atom-2	Model ID	Violation (Å)
(1,33)	1:A:55:SER:CB	2:B:84:GLN:H	18	1.71
(1,33)	1:A:55:SER:CB	2:B:84:GLN:HA	18	1.71
(1,33)	1:A:55:SER:CB	2:B:84:GLN:HB2	18	1.71
(1,33)	1:A:55:SER:CB	2:B:84:GLN:HB3	18	1.71
(1,33)	1:A:55:SER:CB	2:B:84:GLN:HE21	18	1.71
(1,33)	1:A:55:SER:CB	2:B:84:GLN:HE22	18	1.71
(1,33)	1:A:55:SER:CB	2:B:84:GLN:HG2	18	1.71
(1,33)	1:A:55:SER:CB	2:B:84:GLN:HG3	18	1.71
(1,33)	1:A:55:SER:CB	2:B:84:GLN:N	18	1.71
(1,33)	1:A:55:SER:CB	2:B:84:GLN:NE2	18	1.71
(1,33)	1:A:55:SER:CB	2:B:84:GLN:O	18	1.71
(1,33)	1:A:55:SER:CB	2:B:84:GLN:OE1	18	1.71
(1,33)	1:A:55:SER:CB	2:B:97:THR:C	18	1.71
(1,33)	1:A:55:SER:CB	2:B:97:THR:CA	18	1.71
(1,33)	1:A:55:SER:CB	2:B:97:THR:CB	18	1.71
(1,33)	1:A:55:SER:CB	2:B:97:THR:CG2	18	1.71
(1,33)	1:A:55:SER:CB	2:B:97:THR:H	18	1.71
(1,33)	1:A:55:SER:CB	2:B:97:THR:HA	18	1.71
(1,33)	1:A:55:SER:CB	2:B:97:THR:HB	18	1.71
(1,33)	1:A:55:SER:CB	2:B:97:THR:HG1	18	1.71
(1,33)	1:A:55:SER:CB	2:B:97:THR:HG21	18	1.71
(1,33)	1:A:55:SER:CB	2:B:97:THR:HG22	18	1.71
(1,33)	1:A:55:SER:CB	2:B:97:THR:HG23	18	1.71
(1,33)	1:A:55:SER:CB	2:B:97:THR:N	18	1.71
(1,33)	1:A:55:SER:CB	2:B:97:THR:O	18	1.71
(1,33)	1:A:55:SER:CB	2:B:97:THR:OG1	18	1.71
(1,33)	1:A:55:SER:CB	2:B:99:HIS:C	18	1.71
(1,33)	1:A:55:SER:CB	2:B:99:HIS:CA	18	1.71
(1,33)	1:A:55:SER:CB	2:B:99:HIS:CB	18	1.71
(1,33)	1:A:55:SER:CB	2:B:99:HIS:CD2	18	1.71
(1,33)	1:A:55:SER:CB	2:B:99:HIS:CE1	18	1.71
(1,33)	1:A:55:SER:CB	2:B:99:HIS:CG	18	1.71
(1,33)	1:A:55:SER:CB	2:B:99:HIS:H	18	1.71
(1,33)	1:A:55:SER:CB	2:B:99:HIS:HA	18	1.71
(1,33)	1:A:55:SER:CB	2:B:99:HIS:HB2	18	1.71
(1,33)	1:A:55:SER:CB	2:B:99:HIS:HB3	18	1.71
(1,33)	1:A:55:SER:CB	2:B:99:HIS:HD1	18	1.71
(1,33)	1:A:55:SER:CB	2:B:99:HIS:HD2	18	1.71
(1,33)	1:A:55:SER:CB	2:B:99:HIS:HE1	18	1.71
(1,33)	1:A:55:SER:CB	2:B:99:HIS:HE2	18	1.71
(1,33)	1:A:55:SER:CB	2:B:99:HIS:N	18	1.71
(1,33)	1:A:55:SER:CB	2:B:99:HIS:ND1	18	1.71

*Continued on next page...*

*Continued from previous page...*

Key	Atom-1	Atom-2	Model ID	Violation (Å)
(1,33)	1:A:55:SER:CB	2:B:99:HIS:NE2	18	1.71
(1,33)	1:A:55:SER:CB	2:B:99:HIS:O	18	1.71
(1,33)	1:A:55:SER:CB	2:B:101:VAL:C	18	1.71
(1,33)	1:A:55:SER:CB	2:B:101:VAL:CA	18	1.71
(1,33)	1:A:55:SER:CB	2:B:101:VAL:CB	18	1.71
(1,33)	1:A:55:SER:CB	2:B:101:VAL:CG1	18	1.71
(1,33)	1:A:55:SER:CB	2:B:101:VAL:CG2	18	1.71
(1,33)	1:A:55:SER:CB	2:B:101:VAL:H	18	1.71
(1,33)	1:A:55:SER:CB	2:B:101:VAL:HA	18	1.71
(1,33)	1:A:55:SER:CB	2:B:101:VAL:HB	18	1.71
(1,33)	1:A:55:SER:CB	2:B:101:VAL:HG11	18	1.71
(1,33)	1:A:55:SER:CB	2:B:101:VAL:HG12	18	1.71
(1,33)	1:A:55:SER:CB	2:B:101:VAL:HG13	18	1.71
(1,33)	1:A:55:SER:CB	2:B:101:VAL:HG21	18	1.71
(1,33)	1:A:55:SER:CB	2:B:101:VAL:HG22	18	1.71
(1,33)	1:A:55:SER:CB	2:B:101:VAL:HG23	18	1.71
(1,33)	1:A:55:SER:CB	2:B:101:VAL:N	18	1.71
(1,33)	1:A:55:SER:CB	2:B:101:VAL:O	18	1.71
(1,33)	1:A:55:SER:H	2:B:75:ILE:C	18	1.71
(1,33)	1:A:55:SER:H	2:B:75:ILE:CA	18	1.71
(1,33)	1:A:55:SER:H	2:B:75:ILE:CB	18	1.71
(1,33)	1:A:55:SER:H	2:B:75:ILE:CD1	18	1.71
(1,33)	1:A:55:SER:H	2:B:75:ILE:CG1	18	1.71
(1,33)	1:A:55:SER:H	2:B:75:ILE:CG2	18	1.71
(1,33)	1:A:55:SER:H	2:B:75:ILE:H	18	1.71
(1,33)	1:A:55:SER:H	2:B:75:ILE:HA	18	1.71
(1,33)	1:A:55:SER:H	2:B:75:ILE:HB	18	1.71
(1,33)	1:A:55:SER:H	2:B:75:ILE:HD11	18	1.71
(1,33)	1:A:55:SER:H	2:B:75:ILE:HD12	18	1.71
(1,33)	1:A:55:SER:H	2:B:75:ILE:HD13	18	1.71
(1,33)	1:A:55:SER:H	2:B:75:ILE:HG12	18	1.71
(1,33)	1:A:55:SER:H	2:B:75:ILE:HG13	18	1.71
(1,33)	1:A:55:SER:H	2:B:75:ILE:HG21	18	1.71
(1,33)	1:A:55:SER:H	2:B:75:ILE:HG22	18	1.71
(1,33)	1:A:55:SER:H	2:B:75:ILE:HG23	18	1.71
(1,33)	1:A:55:SER:H	2:B:75:ILE:N	18	1.71
(1,33)	1:A:55:SER:H	2:B:75:ILE:O	18	1.71
(1,33)	1:A:55:SER:H	2:B:77:ALA:C	18	1.71
(1,33)	1:A:55:SER:H	2:B:77:ALA:CA	18	1.71
(1,33)	1:A:55:SER:H	2:B:77:ALA:CB	18	1.71
(1,33)	1:A:55:SER:H	2:B:77:ALA:H	18	1.71
(1,33)	1:A:55:SER:H	2:B:77:ALA:HA	18	1.71

*Continued on next page...*

*Continued from previous page...*

Key	Atom-1	Atom-2	Model ID	Violation (Å)
(1,33)	1:A:55:SER:H	2:B:77:ALA:HB1	18	1.71
(1,33)	1:A:55:SER:H	2:B:77:ALA:HB2	18	1.71
(1,33)	1:A:55:SER:H	2:B:77:ALA:HB3	18	1.71
(1,33)	1:A:55:SER:H	2:B:77:ALA:N	18	1.71
(1,33)	1:A:55:SER:H	2:B:77:ALA:O	18	1.71
(1,33)	1:A:55:SER:H	2:B:78:GLY:C	18	1.71
(1,33)	1:A:55:SER:H	2:B:78:GLY:CA	18	1.71
(1,33)	1:A:55:SER:H	2:B:78:GLY:H	18	1.71
(1,33)	1:A:55:SER:H	2:B:78:GLY:HA2	18	1.71
(1,33)	1:A:55:SER:H	2:B:78:GLY:HA3	18	1.71
(1,33)	1:A:55:SER:H	2:B:78:GLY:N	18	1.71
(1,33)	1:A:55:SER:H	2:B:78:GLY:O	18	1.71
(1,33)	1:A:55:SER:H	2:B:79:LYS:C	18	1.71
(1,33)	1:A:55:SER:H	2:B:79:LYS:CA	18	1.71
(1,33)	1:A:55:SER:H	2:B:79:LYS:CB	18	1.71
(1,33)	1:A:55:SER:H	2:B:79:LYS:CD	18	1.71
(1,33)	1:A:55:SER:H	2:B:79:LYS:CE	18	1.71
(1,33)	1:A:55:SER:H	2:B:79:LYS:CG	18	1.71
(1,33)	1:A:55:SER:H	2:B:79:LYS:H	18	1.71
(1,33)	1:A:55:SER:H	2:B:79:LYS:HA	18	1.71
(1,33)	1:A:55:SER:H	2:B:79:LYS:HB2	18	1.71
(1,33)	1:A:55:SER:H	2:B:79:LYS:HB3	18	1.71
(1,33)	1:A:55:SER:H	2:B:79:LYS:HD2	18	1.71
(1,33)	1:A:55:SER:H	2:B:79:LYS:HD3	18	1.71
(1,33)	1:A:55:SER:H	2:B:79:LYS:HE2	18	1.71
(1,33)	1:A:55:SER:H	2:B:79:LYS:HE3	18	1.71
(1,33)	1:A:55:SER:H	2:B:79:LYS:HG2	18	1.71
(1,33)	1:A:55:SER:H	2:B:79:LYS:HG3	18	1.71
(1,33)	1:A:55:SER:H	2:B:79:LYS:HZ1	18	1.71
(1,33)	1:A:55:SER:H	2:B:79:LYS:HZ2	18	1.71
(1,33)	1:A:55:SER:H	2:B:79:LYS:HZ3	18	1.71
(1,33)	1:A:55:SER:H	2:B:79:LYS:N	18	1.71
(1,33)	1:A:55:SER:H	2:B:79:LYS:NZ	18	1.71
(1,33)	1:A:55:SER:H	2:B:79:LYS:O	18	1.71
(1,33)	1:A:55:SER:H	2:B:80:ILE:C	18	1.71
(1,33)	1:A:55:SER:H	2:B:80:ILE:CA	18	1.71
(1,33)	1:A:55:SER:H	2:B:80:ILE:CB	18	1.71
(1,33)	1:A:55:SER:H	2:B:80:ILE:CD1	18	1.71
(1,33)	1:A:55:SER:H	2:B:80:ILE:CG1	18	1.71
(1,33)	1:A:55:SER:H	2:B:80:ILE:CG2	18	1.71
(1,33)	1:A:55:SER:H	2:B:80:ILE:H	18	1.71
(1,33)	1:A:55:SER:H	2:B:80:ILE:HA	18	1.71

*Continued on next page...*

*Continued from previous page...*

Key	Atom-1	Atom-2	Model ID	Violation (Å)
(1,33)	1:A:55:SER:H	2:B:80:ILE:HB	18	1.71
(1,33)	1:A:55:SER:H	2:B:80:ILE:HD11	18	1.71
(1,33)	1:A:55:SER:H	2:B:80:ILE:HD12	18	1.71
(1,33)	1:A:55:SER:H	2:B:80:ILE:HD13	18	1.71
(1,33)	1:A:55:SER:H	2:B:80:ILE:HG12	18	1.71
(1,33)	1:A:55:SER:H	2:B:80:ILE:HG13	18	1.71
(1,33)	1:A:55:SER:H	2:B:80:ILE:HG21	18	1.71
(1,33)	1:A:55:SER:H	2:B:80:ILE:HG22	18	1.71
(1,33)	1:A:55:SER:H	2:B:80:ILE:HG23	18	1.71
(1,33)	1:A:55:SER:H	2:B:80:ILE:N	18	1.71
(1,33)	1:A:55:SER:H	2:B:80:ILE:O	18	1.71
(1,33)	1:A:55:SER:H	2:B:84:GLN:C	18	1.71
(1,33)	1:A:55:SER:H	2:B:84:GLN:CA	18	1.71
(1,33)	1:A:55:SER:H	2:B:84:GLN:CB	18	1.71
(1,33)	1:A:55:SER:H	2:B:84:GLN:CD	18	1.71
(1,33)	1:A:55:SER:H	2:B:84:GLN:CG	18	1.71
(1,33)	1:A:55:SER:H	2:B:84:GLN:H	18	1.71
(1,33)	1:A:55:SER:H	2:B:84:GLN:HA	18	1.71
(1,33)	1:A:55:SER:H	2:B:84:GLN:HB2	18	1.71
(1,33)	1:A:55:SER:H	2:B:84:GLN:HB3	18	1.71
(1,33)	1:A:55:SER:H	2:B:84:GLN:HE21	18	1.71
(1,33)	1:A:55:SER:H	2:B:84:GLN:HE22	18	1.71
(1,33)	1:A:55:SER:H	2:B:84:GLN:HG2	18	1.71
(1,33)	1:A:55:SER:H	2:B:84:GLN:HG3	18	1.71
(1,33)	1:A:55:SER:H	2:B:84:GLN:N	18	1.71
(1,33)	1:A:55:SER:H	2:B:84:GLN:NE2	18	1.71
(1,33)	1:A:55:SER:H	2:B:84:GLN:O	18	1.71
(1,33)	1:A:55:SER:H	2:B:84:GLN:OE1	18	1.71
(1,33)	1:A:55:SER:H	2:B:97:THR:C	18	1.71
(1,33)	1:A:55:SER:H	2:B:97:THR:CA	18	1.71
(1,33)	1:A:55:SER:H	2:B:97:THR:CB	18	1.71
(1,33)	1:A:55:SER:H	2:B:97:THR:CG2	18	1.71
(1,33)	1:A:55:SER:H	2:B:97:THR:H	18	1.71
(1,33)	1:A:55:SER:H	2:B:97:THR:HA	18	1.71
(1,33)	1:A:55:SER:H	2:B:97:THR:HB	18	1.71
(1,33)	1:A:55:SER:H	2:B:97:THR:HG1	18	1.71
(1,33)	1:A:55:SER:H	2:B:97:THR:HG21	18	1.71
(1,33)	1:A:55:SER:H	2:B:97:THR:HG22	18	1.71
(1,33)	1:A:55:SER:H	2:B:97:THR:HG23	18	1.71
(1,33)	1:A:55:SER:H	2:B:97:THR:N	18	1.71
(1,33)	1:A:55:SER:H	2:B:97:THR:O	18	1.71
(1,33)	1:A:55:SER:H	2:B:97:THR:OG1	18	1.71

*Continued on next page...*

*Continued from previous page...*

Key	Atom-1	Atom-2	Model ID	Violation (Å)
(1,33)	1:A:55:SER:H	2:B:99:HIS:C	18	1.71
(1,33)	1:A:55:SER:H	2:B:99:HIS:CA	18	1.71
(1,33)	1:A:55:SER:H	2:B:99:HIS:CB	18	1.71
(1,33)	1:A:55:SER:H	2:B:99:HIS:CD2	18	1.71
(1,33)	1:A:55:SER:H	2:B:99:HIS:CE1	18	1.71
(1,33)	1:A:55:SER:H	2:B:99:HIS:CG	18	1.71
(1,33)	1:A:55:SER:H	2:B:99:HIS:H	18	1.71
(1,33)	1:A:55:SER:H	2:B:99:HIS:HA	18	1.71
(1,33)	1:A:55:SER:H	2:B:99:HIS:HB2	18	1.71
(1,33)	1:A:55:SER:H	2:B:99:HIS:HB3	18	1.71
(1,33)	1:A:55:SER:H	2:B:99:HIS:HD1	18	1.71
(1,33)	1:A:55:SER:H	2:B:99:HIS:HD2	18	1.71
(1,33)	1:A:55:SER:H	2:B:99:HIS:HE1	18	1.71
(1,33)	1:A:55:SER:H	2:B:99:HIS:HE2	18	1.71
(1,33)	1:A:55:SER:H	2:B:99:HIS:N	18	1.71
(1,33)	1:A:55:SER:H	2:B:99:HIS:ND1	18	1.71
(1,33)	1:A:55:SER:H	2:B:99:HIS:NE2	18	1.71
(1,33)	1:A:55:SER:H	2:B:99:HIS:O	18	1.71
(1,33)	1:A:55:SER:H	2:B:101:VAL:C	18	1.71
(1,33)	1:A:55:SER:H	2:B:101:VAL:CA	18	1.71
(1,33)	1:A:55:SER:H	2:B:101:VAL:CB	18	1.71
(1,33)	1:A:55:SER:H	2:B:101:VAL:CG1	18	1.71
(1,33)	1:A:55:SER:H	2:B:101:VAL:CG2	18	1.71
(1,33)	1:A:55:SER:H	2:B:101:VAL:H	18	1.71
(1,33)	1:A:55:SER:H	2:B:101:VAL:HA	18	1.71
(1,33)	1:A:55:SER:H	2:B:101:VAL:HB	18	1.71
(1,33)	1:A:55:SER:H	2:B:101:VAL:HG11	18	1.71
(1,33)	1:A:55:SER:H	2:B:101:VAL:HG12	18	1.71
(1,33)	1:A:55:SER:H	2:B:101:VAL:HG13	18	1.71
(1,33)	1:A:55:SER:H	2:B:101:VAL:HG21	18	1.71
(1,33)	1:A:55:SER:H	2:B:101:VAL:HG22	18	1.71
(1,33)	1:A:55:SER:H	2:B:101:VAL:HG23	18	1.71
(1,33)	1:A:55:SER:H	2:B:101:VAL:N	18	1.71
(1,33)	1:A:55:SER:H	2:B:101:VAL:O	18	1.71
(1,33)	1:A:55:SER:HA	2:B:75:ILE:C	18	1.71
(1,33)	1:A:55:SER:HA	2:B:75:ILE:CA	18	1.71
(1,33)	1:A:55:SER:HA	2:B:75:ILE:CB	18	1.71
(1,33)	1:A:55:SER:HA	2:B:75:ILE:CD1	18	1.71
(1,33)	1:A:55:SER:HA	2:B:75:ILE:CG1	18	1.71
(1,33)	1:A:55:SER:HA	2:B:75:ILE:CG2	18	1.71
(1,33)	1:A:55:SER:HA	2:B:75:ILE:H	18	1.71
(1,33)	1:A:55:SER:HA	2:B:75:ILE:HA	18	1.71

*Continued on next page...*

*Continued from previous page...*

Key	Atom-1	Atom-2	Model ID	Violation (Å)
(1,33)	1:A:55:SER:HA	2:B:75:ILE:HB	18	1.71
(1,33)	1:A:55:SER:HA	2:B:75:ILE:HD11	18	1.71
(1,33)	1:A:55:SER:HA	2:B:75:ILE:HD12	18	1.71
(1,33)	1:A:55:SER:HA	2:B:75:ILE:HD13	18	1.71
(1,33)	1:A:55:SER:HA	2:B:75:ILE:HG12	18	1.71
(1,33)	1:A:55:SER:HA	2:B:75:ILE:HG13	18	1.71
(1,33)	1:A:55:SER:HA	2:B:75:ILE:HG21	18	1.71
(1,33)	1:A:55:SER:HA	2:B:75:ILE:HG22	18	1.71
(1,33)	1:A:55:SER:HA	2:B:75:ILE:HG23	18	1.71
(1,33)	1:A:55:SER:HA	2:B:75:ILE:N	18	1.71
(1,33)	1:A:55:SER:HA	2:B:75:ILE:O	18	1.71
(1,33)	1:A:55:SER:HA	2:B:77:ALA:C	18	1.71
(1,33)	1:A:55:SER:HA	2:B:77:ALA:CA	18	1.71
(1,33)	1:A:55:SER:HA	2:B:77:ALA:CB	18	1.71
(1,33)	1:A:55:SER:HA	2:B:77:ALA:H	18	1.71
(1,33)	1:A:55:SER:HA	2:B:77:ALA:HA	18	1.71
(1,33)	1:A:55:SER:HA	2:B:77:ALA:HB1	18	1.71
(1,33)	1:A:55:SER:HA	2:B:77:ALA:HB2	18	1.71
(1,33)	1:A:55:SER:HA	2:B:77:ALA:HB3	18	1.71
(1,33)	1:A:55:SER:HA	2:B:77:ALA:N	18	1.71
(1,33)	1:A:55:SER:HA	2:B:77:ALA:O	18	1.71
(1,33)	1:A:55:SER:HA	2:B:78:GLY:C	18	1.71
(1,33)	1:A:55:SER:HA	2:B:78:GLY:CA	18	1.71
(1,33)	1:A:55:SER:HA	2:B:78:GLY:H	18	1.71
(1,33)	1:A:55:SER:HA	2:B:78:GLY:HA2	18	1.71
(1,33)	1:A:55:SER:HA	2:B:78:GLY:HA3	18	1.71
(1,33)	1:A:55:SER:HA	2:B:78:GLY:N	18	1.71
(1,33)	1:A:55:SER:HA	2:B:78:GLY:O	18	1.71
(1,33)	1:A:55:SER:HA	2:B:79:LYS:C	18	1.71
(1,33)	1:A:55:SER:HA	2:B:79:LYS:CA	18	1.71
(1,33)	1:A:55:SER:HA	2:B:79:LYS:CB	18	1.71
(1,33)	1:A:55:SER:HA	2:B:79:LYS:CD	18	1.71
(1,33)	1:A:55:SER:HA	2:B:79:LYS:CE	18	1.71
(1,33)	1:A:55:SER:HA	2:B:79:LYS:CG	18	1.71
(1,33)	1:A:55:SER:HA	2:B:79:LYS:H	18	1.71
(1,33)	1:A:55:SER:HA	2:B:79:LYS:HA	18	1.71
(1,33)	1:A:55:SER:HA	2:B:79:LYS:HB2	18	1.71
(1,33)	1:A:55:SER:HA	2:B:79:LYS:HB3	18	1.71
(1,33)	1:A:55:SER:HA	2:B:79:LYS:HD2	18	1.71
(1,33)	1:A:55:SER:HA	2:B:79:LYS:HD3	18	1.71
(1,33)	1:A:55:SER:HA	2:B:79:LYS:HE2	18	1.71
(1,33)	1:A:55:SER:HA	2:B:79:LYS:HE3	18	1.71

*Continued on next page...*

*Continued from previous page...*

Key	Atom-1	Atom-2	Model ID	Violation (Å)
(1,33)	1:A:55:SER:HA	2:B:79:LYS:HG2	18	1.71
(1,33)	1:A:55:SER:HA	2:B:79:LYS:HG3	18	1.71
(1,33)	1:A:55:SER:HA	2:B:79:LYS:HZ1	18	1.71
(1,33)	1:A:55:SER:HA	2:B:79:LYS:HZ2	18	1.71
(1,33)	1:A:55:SER:HA	2:B:79:LYS:HZ3	18	1.71
(1,33)	1:A:55:SER:HA	2:B:79:LYS:N	18	1.71
(1,33)	1:A:55:SER:HA	2:B:79:LYS:NZ	18	1.71
(1,33)	1:A:55:SER:HA	2:B:79:LYS:O	18	1.71
(1,33)	1:A:55:SER:HA	2:B:80:ILE:C	18	1.71
(1,33)	1:A:55:SER:HA	2:B:80:ILE:CA	18	1.71
(1,33)	1:A:55:SER:HA	2:B:80:ILE:CB	18	1.71
(1,33)	1:A:55:SER:HA	2:B:80:ILE:CD1	18	1.71
(1,33)	1:A:55:SER:HA	2:B:80:ILE:CG1	18	1.71
(1,33)	1:A:55:SER:HA	2:B:80:ILE:CG2	18	1.71
(1,33)	1:A:55:SER:HA	2:B:80:ILE:H	18	1.71
(1,33)	1:A:55:SER:HA	2:B:80:ILE:HA	18	1.71
(1,33)	1:A:55:SER:HA	2:B:80:ILE:HB	18	1.71
(1,33)	1:A:55:SER:HA	2:B:80:ILE:HD11	18	1.71
(1,33)	1:A:55:SER:HA	2:B:80:ILE:HD12	18	1.71
(1,33)	1:A:55:SER:HA	2:B:80:ILE:HD13	18	1.71
(1,33)	1:A:55:SER:HA	2:B:80:ILE:HG12	18	1.71
(1,33)	1:A:55:SER:HA	2:B:80:ILE:HG13	18	1.71
(1,33)	1:A:55:SER:HA	2:B:80:ILE:HG21	18	1.71
(1,33)	1:A:55:SER:HA	2:B:80:ILE:HG22	18	1.71
(1,33)	1:A:55:SER:HA	2:B:80:ILE:HG23	18	1.71
(1,33)	1:A:55:SER:HA	2:B:80:ILE:N	18	1.71
(1,33)	1:A:55:SER:HA	2:B:80:ILE:O	18	1.71
(1,33)	1:A:55:SER:HA	2:B:84:GLN:C	18	1.71
(1,33)	1:A:55:SER:HA	2:B:84:GLN:CA	18	1.71
(1,33)	1:A:55:SER:HA	2:B:84:GLN:CB	18	1.71
(1,33)	1:A:55:SER:HA	2:B:84:GLN:CD	18	1.71
(1,33)	1:A:55:SER:HA	2:B:84:GLN:CG	18	1.71
(1,33)	1:A:55:SER:HA	2:B:84:GLN:H	18	1.71
(1,33)	1:A:55:SER:HA	2:B:84:GLN:HA	18	1.71
(1,33)	1:A:55:SER:HA	2:B:84:GLN:HB2	18	1.71
(1,33)	1:A:55:SER:HA	2:B:84:GLN:HB3	18	1.71
(1,33)	1:A:55:SER:HA	2:B:84:GLN:HE21	18	1.71
(1,33)	1:A:55:SER:HA	2:B:84:GLN:HE22	18	1.71
(1,33)	1:A:55:SER:HA	2:B:84:GLN:HG2	18	1.71
(1,33)	1:A:55:SER:HA	2:B:84:GLN:HG3	18	1.71
(1,33)	1:A:55:SER:HA	2:B:84:GLN:N	18	1.71
(1,33)	1:A:55:SER:HA	2:B:84:GLN:NE2	18	1.71

*Continued on next page...*

*Continued from previous page...*

Key	Atom-1	Atom-2	Model ID	Violation (Å)
(1,33)	1:A:55:SER:HA	2:B:84:GLN:O	18	1.71
(1,33)	1:A:55:SER:HA	2:B:84:GLN:OE1	18	1.71
(1,33)	1:A:55:SER:HA	2:B:97:THR:C	18	1.71
(1,33)	1:A:55:SER:HA	2:B:97:THR:CA	18	1.71
(1,33)	1:A:55:SER:HA	2:B:97:THR:CB	18	1.71
(1,33)	1:A:55:SER:HA	2:B:97:THR:CG2	18	1.71
(1,33)	1:A:55:SER:HA	2:B:97:THR:H	18	1.71
(1,33)	1:A:55:SER:HA	2:B:97:THR:HA	18	1.71
(1,33)	1:A:55:SER:HA	2:B:97:THR:HB	18	1.71
(1,33)	1:A:55:SER:HA	2:B:97:THR:HG1	18	1.71
(1,33)	1:A:55:SER:HA	2:B:97:THR:HG21	18	1.71
(1,33)	1:A:55:SER:HA	2:B:97:THR:HG22	18	1.71
(1,33)	1:A:55:SER:HA	2:B:97:THR:HG23	18	1.71
(1,33)	1:A:55:SER:HA	2:B:97:THR:N	18	1.71
(1,33)	1:A:55:SER:HA	2:B:97:THR:O	18	1.71
(1,33)	1:A:55:SER:HA	2:B:97:THR:OG1	18	1.71
(1,33)	1:A:55:SER:HA	2:B:99:HIS:C	18	1.71
(1,33)	1:A:55:SER:HA	2:B:99:HIS:CA	18	1.71
(1,33)	1:A:55:SER:HA	2:B:99:HIS:CB	18	1.71
(1,33)	1:A:55:SER:HA	2:B:99:HIS:CD2	18	1.71
(1,33)	1:A:55:SER:HA	2:B:99:HIS:CE1	18	1.71
(1,33)	1:A:55:SER:HA	2:B:99:HIS:CG	18	1.71
(1,33)	1:A:55:SER:HA	2:B:99:HIS:H	18	1.71
(1,33)	1:A:55:SER:HA	2:B:99:HIS:HA	18	1.71
(1,33)	1:A:55:SER:HA	2:B:99:HIS:HB2	18	1.71
(1,33)	1:A:55:SER:HA	2:B:99:HIS:HB3	18	1.71
(1,33)	1:A:55:SER:HA	2:B:99:HIS:HD1	18	1.71
(1,33)	1:A:55:SER:HA	2:B:99:HIS:HD2	18	1.71
(1,33)	1:A:55:SER:HA	2:B:99:HIS:HE1	18	1.71
(1,33)	1:A:55:SER:HA	2:B:99:HIS:HE2	18	1.71
(1,33)	1:A:55:SER:HA	2:B:99:HIS:N	18	1.71
(1,33)	1:A:55:SER:HA	2:B:99:HIS:ND1	18	1.71
(1,33)	1:A:55:SER:HA	2:B:99:HIS:NE2	18	1.71
(1,33)	1:A:55:SER:HA	2:B:99:HIS:O	18	1.71
(1,33)	1:A:55:SER:HA	2:B:101:VAL:C	18	1.71
(1,33)	1:A:55:SER:HA	2:B:101:VAL:CA	18	1.71
(1,33)	1:A:55:SER:HA	2:B:101:VAL:CB	18	1.71
(1,33)	1:A:55:SER:HA	2:B:101:VAL:CG1	18	1.71
(1,33)	1:A:55:SER:HA	2:B:101:VAL:CG2	18	1.71
(1,33)	1:A:55:SER:HA	2:B:101:VAL:H	18	1.71
(1,33)	1:A:55:SER:HA	2:B:101:VAL:HA	18	1.71
(1,33)	1:A:55:SER:HA	2:B:101:VAL:HB	18	1.71

*Continued on next page...*



*Continued from previous page...*

Key	Atom-1	Atom-2	Model ID	Violation (Å)
(1,33)	1:A:55:SER:HA	2:B:101:VAL:HG11	18	1.71
(1,33)	1:A:55:SER:HA	2:B:101:VAL:HG12	18	1.71
(1,33)	1:A:55:SER:HA	2:B:101:VAL:HG13	18	1.71
(1,33)	1:A:55:SER:HA	2:B:101:VAL:HG21	18	1.71
(1,33)	1:A:55:SER:HA	2:B:101:VAL:HG22	18	1.71
(1,33)	1:A:55:SER:HA	2:B:101:VAL:HG23	18	1.71
(1,33)	1:A:55:SER:HA	2:B:101:VAL:N	18	1.71
(1,33)	1:A:55:SER:HA	2:B:101:VAL:O	18	1.71
(1,33)	1:A:55:SER:HB2	2:B:75:ILE:C	18	1.71
(1,33)	1:A:55:SER:HB2	2:B:75:ILE:CA	18	1.71
(1,33)	1:A:55:SER:HB2	2:B:75:ILE:CB	18	1.71
(1,33)	1:A:55:SER:HB2	2:B:75:ILE:CD1	18	1.71
(1,33)	1:A:55:SER:HB2	2:B:75:ILE:CG1	18	1.71
(1,33)	1:A:55:SER:HB2	2:B:75:ILE:CG2	18	1.71
(1,33)	1:A:55:SER:HB2	2:B:75:ILE:H	18	1.71
(1,33)	1:A:55:SER:HB2	2:B:75:ILE:HA	18	1.71
(1,33)	1:A:55:SER:HB2	2:B:75:ILE:HB	18	1.71
(1,33)	1:A:55:SER:HB2	2:B:75:ILE:HD11	18	1.71
(1,33)	1:A:55:SER:HB2	2:B:75:ILE:HD12	18	1.71
(1,33)	1:A:55:SER:HB2	2:B:75:ILE:HD13	18	1.71
(1,33)	1:A:55:SER:HB2	2:B:75:ILE:HG12	18	1.71
(1,33)	1:A:55:SER:HB2	2:B:75:ILE:HG13	18	1.71
(1,33)	1:A:55:SER:HB2	2:B:75:ILE:HG21	18	1.71
(1,33)	1:A:55:SER:HB2	2:B:75:ILE:HG22	18	1.71
(1,33)	1:A:55:SER:HB2	2:B:75:ILE:HG23	18	1.71
(1,33)	1:A:55:SER:HB2	2:B:75:ILE:N	18	1.71
(1,33)	1:A:55:SER:HB2	2:B:75:ILE:O	18	1.71
(1,33)	1:A:55:SER:HB2	2:B:77:ALA:C	18	1.71
(1,33)	1:A:55:SER:HB2	2:B:77:ALA:CA	18	1.71
(1,33)	1:A:55:SER:HB2	2:B:77:ALA:CB	18	1.71
(1,33)	1:A:55:SER:HB2	2:B:77:ALA:H	18	1.71
(1,33)	1:A:55:SER:HB2	2:B:77:ALA:HA	18	1.71
(1,33)	1:A:55:SER:HB2	2:B:77:ALA:HB1	18	1.71
(1,33)	1:A:55:SER:HB2	2:B:77:ALA:HB2	18	1.71
(1,33)	1:A:55:SER:HB2	2:B:77:ALA:HB3	18	1.71
(1,33)	1:A:55:SER:HB2	2:B:77:ALA:N	18	1.71
(1,33)	1:A:55:SER:HB2	2:B:77:ALA:O	18	1.71
(1,33)	1:A:55:SER:HB2	2:B:78:GLY:C	18	1.71
(1,33)	1:A:55:SER:HB2	2:B:78:GLY:CA	18	1.71
(1,33)	1:A:55:SER:HB2	2:B:78:GLY:H	18	1.71
(1,33)	1:A:55:SER:HB2	2:B:78:GLY:HA2	18	1.71
(1,33)	1:A:55:SER:HB2	2:B:78:GLY:HA3	18	1.71

*Continued on next page...*

*Continued from previous page...*

Key	Atom-1	Atom-2	Model ID	Violation (Å)
(1,33)	1:A:55:SER:HB2	2:B:78:GLY:N	18	1.71
(1,33)	1:A:55:SER:HB2	2:B:78:GLY:O	18	1.71
(1,33)	1:A:55:SER:HB2	2:B:79:LYS:C	18	1.71
(1,33)	1:A:55:SER:HB2	2:B:79:LYS:CA	18	1.71
(1,33)	1:A:55:SER:HB2	2:B:79:LYS:CB	18	1.71
(1,33)	1:A:55:SER:HB2	2:B:79:LYS:CD	18	1.71
(1,33)	1:A:55:SER:HB2	2:B:79:LYS:CE	18	1.71
(1,33)	1:A:55:SER:HB2	2:B:79:LYS:CG	18	1.71
(1,33)	1:A:55:SER:HB2	2:B:79:LYS:H	18	1.71
(1,33)	1:A:55:SER:HB2	2:B:79:LYS:HA	18	1.71
(1,33)	1:A:55:SER:HB2	2:B:79:LYS:HB2	18	1.71
(1,33)	1:A:55:SER:HB2	2:B:79:LYS:HB3	18	1.71
(1,33)	1:A:55:SER:HB2	2:B:79:LYS:HD2	18	1.71
(1,33)	1:A:55:SER:HB2	2:B:79:LYS:HD3	18	1.71
(1,33)	1:A:55:SER:HB2	2:B:79:LYS:HE2	18	1.71
(1,33)	1:A:55:SER:HB2	2:B:79:LYS:HE3	18	1.71
(1,33)	1:A:55:SER:HB2	2:B:79:LYS:HG2	18	1.71
(1,33)	1:A:55:SER:HB2	2:B:79:LYS:HG3	18	1.71
(1,33)	1:A:55:SER:HB2	2:B:79:LYS:HZ1	18	1.71
(1,33)	1:A:55:SER:HB2	2:B:79:LYS:HZ2	18	1.71
(1,33)	1:A:55:SER:HB2	2:B:79:LYS:HZ3	18	1.71
(1,33)	1:A:55:SER:HB2	2:B:79:LYS:N	18	1.71
(1,33)	1:A:55:SER:HB2	2:B:79:LYS:NZ	18	1.71
(1,33)	1:A:55:SER:HB2	2:B:79:LYS:O	18	1.71
(1,33)	1:A:55:SER:HB2	2:B:80:ILE:C	18	1.71
(1,33)	1:A:55:SER:HB2	2:B:80:ILE:CA	18	1.71
(1,33)	1:A:55:SER:HB2	2:B:80:ILE:CB	18	1.71
(1,33)	1:A:55:SER:HB2	2:B:80:ILE:CD1	18	1.71
(1,33)	1:A:55:SER:HB2	2:B:80:ILE:CG1	18	1.71
(1,33)	1:A:55:SER:HB2	2:B:80:ILE:CG2	18	1.71
(1,33)	1:A:55:SER:HB2	2:B:80:ILE:H	18	1.71
(1,33)	1:A:55:SER:HB2	2:B:80:ILE:HA	18	1.71
(1,33)	1:A:55:SER:HB2	2:B:80:ILE:HB	18	1.71
(1,33)	1:A:55:SER:HB2	2:B:80:ILE:HD11	18	1.71
(1,33)	1:A:55:SER:HB2	2:B:80:ILE:HD12	18	1.71
(1,33)	1:A:55:SER:HB2	2:B:80:ILE:HD13	18	1.71
(1,33)	1:A:55:SER:HB2	2:B:80:ILE:HG12	18	1.71
(1,33)	1:A:55:SER:HB2	2:B:80:ILE:HG13	18	1.71
(1,33)	1:A:55:SER:HB2	2:B:80:ILE:HG21	18	1.71
(1,33)	1:A:55:SER:HB2	2:B:80:ILE:HG22	18	1.71
(1,33)	1:A:55:SER:HB2	2:B:80:ILE:HG23	18	1.71
(1,33)	1:A:55:SER:HB2	2:B:80:ILE:N	18	1.71

*Continued on next page...*

*Continued from previous page...*

Key	Atom-1	Atom-2	Model ID	Violation (Å)
(1,33)	1:A:55:SER:HB2	2:B:80:ILE:O	18	1.71
(1,33)	1:A:55:SER:HB2	2:B:84:GLN:C	18	1.71
(1,33)	1:A:55:SER:HB2	2:B:84:GLN:CA	18	1.71
(1,33)	1:A:55:SER:HB2	2:B:84:GLN:CB	18	1.71
(1,33)	1:A:55:SER:HB2	2:B:84:GLN:CD	18	1.71
(1,33)	1:A:55:SER:HB2	2:B:84:GLN:CG	18	1.71
(1,33)	1:A:55:SER:HB2	2:B:84:GLN:H	18	1.71
(1,33)	1:A:55:SER:HB2	2:B:84:GLN:HA	18	1.71
(1,33)	1:A:55:SER:HB2	2:B:84:GLN:HB2	18	1.71
(1,33)	1:A:55:SER:HB2	2:B:84:GLN:HB3	18	1.71
(1,33)	1:A:55:SER:HB2	2:B:84:GLN:HE21	18	1.71
(1,33)	1:A:55:SER:HB2	2:B:84:GLN:HE22	18	1.71
(1,33)	1:A:55:SER:HB2	2:B:84:GLN:HG2	18	1.71
(1,33)	1:A:55:SER:HB2	2:B:84:GLN:HG3	18	1.71
(1,33)	1:A:55:SER:HB2	2:B:84:GLN:N	18	1.71
(1,33)	1:A:55:SER:HB2	2:B:84:GLN:NE2	18	1.71
(1,33)	1:A:55:SER:HB2	2:B:84:GLN:O	18	1.71
(1,33)	1:A:55:SER:HB2	2:B:84:GLN:OE1	18	1.71
(1,33)	1:A:55:SER:HB2	2:B:97:THR:C	18	1.71
(1,33)	1:A:55:SER:HB2	2:B:97:THR:CA	18	1.71
(1,33)	1:A:55:SER:HB2	2:B:97:THR:CB	18	1.71
(1,33)	1:A:55:SER:HB2	2:B:97:THR:CG2	18	1.71
(1,33)	1:A:55:SER:HB2	2:B:97:THR:H	18	1.71
(1,33)	1:A:55:SER:HB2	2:B:97:THR:HA	18	1.71
(1,33)	1:A:55:SER:HB2	2:B:97:THR:HB	18	1.71
(1,33)	1:A:55:SER:HB2	2:B:97:THR:HG1	18	1.71
(1,33)	1:A:55:SER:HB2	2:B:97:THR:HG21	18	1.71
(1,33)	1:A:55:SER:HB2	2:B:97:THR:HG22	18	1.71
(1,33)	1:A:55:SER:HB2	2:B:97:THR:HG23	18	1.71
(1,33)	1:A:55:SER:HB2	2:B:97:THR:N	18	1.71
(1,33)	1:A:55:SER:HB2	2:B:97:THR:O	18	1.71
(1,33)	1:A:55:SER:HB2	2:B:97:THR:OG1	18	1.71
(1,33)	1:A:55:SER:HB2	2:B:99:HIS:C	18	1.71
(1,33)	1:A:55:SER:HB2	2:B:99:HIS:CA	18	1.71
(1,33)	1:A:55:SER:HB2	2:B:99:HIS:CB	18	1.71
(1,33)	1:A:55:SER:HB2	2:B:99:HIS:CD2	18	1.71
(1,33)	1:A:55:SER:HB2	2:B:99:HIS:CE1	18	1.71
(1,33)	1:A:55:SER:HB2	2:B:99:HIS:CG	18	1.71
(1,33)	1:A:55:SER:HB2	2:B:99:HIS:H	18	1.71
(1,33)	1:A:55:SER:HB2	2:B:99:HIS:HA	18	1.71
(1,33)	1:A:55:SER:HB2	2:B:99:HIS:HB2	18	1.71
(1,33)	1:A:55:SER:HB2	2:B:99:HIS:HB3	18	1.71

*Continued on next page...*

*Continued from previous page...*

Key	Atom-1	Atom-2	Model ID	Violation (Å)
(1,33)	1:A:55:SER:HB2	2:B:99:HIS:HD1	18	1.71
(1,33)	1:A:55:SER:HB2	2:B:99:HIS:HD2	18	1.71
(1,33)	1:A:55:SER:HB2	2:B:99:HIS:HE1	18	1.71
(1,33)	1:A:55:SER:HB2	2:B:99:HIS:HE2	18	1.71
(1,33)	1:A:55:SER:HB2	2:B:99:HIS:N	18	1.71
(1,33)	1:A:55:SER:HB2	2:B:99:HIS:ND1	18	1.71
(1,33)	1:A:55:SER:HB2	2:B:99:HIS:NE2	18	1.71
(1,33)	1:A:55:SER:HB2	2:B:99:HIS:O	18	1.71
(1,33)	1:A:55:SER:HB2	2:B:101:VAL:C	18	1.71
(1,33)	1:A:55:SER:HB2	2:B:101:VAL:CA	18	1.71
(1,33)	1:A:55:SER:HB2	2:B:101:VAL:CB	18	1.71
(1,33)	1:A:55:SER:HB2	2:B:101:VAL:CG1	18	1.71
(1,33)	1:A:55:SER:HB2	2:B:101:VAL:CG2	18	1.71
(1,33)	1:A:55:SER:HB2	2:B:101:VAL:H	18	1.71
(1,33)	1:A:55:SER:HB2	2:B:101:VAL:HA	18	1.71
(1,33)	1:A:55:SER:HB2	2:B:101:VAL:HB	18	1.71
(1,33)	1:A:55:SER:HB2	2:B:101:VAL:HG11	18	1.71
(1,33)	1:A:55:SER:HB2	2:B:101:VAL:HG12	18	1.71
(1,33)	1:A:55:SER:HB2	2:B:101:VAL:HG13	18	1.71
(1,33)	1:A:55:SER:HB2	2:B:101:VAL:HG21	18	1.71
(1,33)	1:A:55:SER:HB2	2:B:101:VAL:HG22	18	1.71
(1,33)	1:A:55:SER:HB2	2:B:101:VAL:HG23	18	1.71
(1,33)	1:A:55:SER:HB2	2:B:101:VAL:N	18	1.71
(1,33)	1:A:55:SER:HB2	2:B:101:VAL:O	18	1.71
(1,33)	1:A:55:SER:HB3	2:B:75:ILE:C	18	1.71
(1,33)	1:A:55:SER:HB3	2:B:75:ILE:CA	18	1.71
(1,33)	1:A:55:SER:HB3	2:B:75:ILE:CB	18	1.71
(1,33)	1:A:55:SER:HB3	2:B:75:ILE:CD1	18	1.71
(1,33)	1:A:55:SER:HB3	2:B:75:ILE:CG1	18	1.71
(1,33)	1:A:55:SER:HB3	2:B:75:ILE:CG2	18	1.71
(1,33)	1:A:55:SER:HB3	2:B:75:ILE:H	18	1.71
(1,33)	1:A:55:SER:HB3	2:B:75:ILE:HA	18	1.71
(1,33)	1:A:55:SER:HB3	2:B:75:ILE:HB	18	1.71
(1,33)	1:A:55:SER:HB3	2:B:75:ILE:HD11	18	1.71
(1,33)	1:A:55:SER:HB3	2:B:75:ILE:HD12	18	1.71
(1,33)	1:A:55:SER:HB3	2:B:75:ILE:HD13	18	1.71
(1,33)	1:A:55:SER:HB3	2:B:75:ILE:HG12	18	1.71
(1,33)	1:A:55:SER:HB3	2:B:75:ILE:HG13	18	1.71
(1,33)	1:A:55:SER:HB3	2:B:75:ILE:HG21	18	1.71
(1,33)	1:A:55:SER:HB3	2:B:75:ILE:HG22	18	1.71
(1,33)	1:A:55:SER:HB3	2:B:75:ILE:HG23	18	1.71
(1,33)	1:A:55:SER:HB3	2:B:75:ILE:N	18	1.71

*Continued on next page...*

*Continued from previous page...*

Key	Atom-1	Atom-2	Model ID	Violation (Å)
(1,33)	1:A:55:SER:HB3	2:B:75:ILE:O	18	1.71
(1,33)	1:A:55:SER:HB3	2:B:77:ALA:C	18	1.71
(1,33)	1:A:55:SER:HB3	2:B:77:ALA:CA	18	1.71
(1,33)	1:A:55:SER:HB3	2:B:77:ALA:CB	18	1.71
(1,33)	1:A:55:SER:HB3	2:B:77:ALA:H	18	1.71
(1,33)	1:A:55:SER:HB3	2:B:77:ALA:HA	18	1.71
(1,33)	1:A:55:SER:HB3	2:B:77:ALA:HB1	18	1.71
(1,33)	1:A:55:SER:HB3	2:B:77:ALA:HB2	18	1.71
(1,33)	1:A:55:SER:HB3	2:B:77:ALA:HB3	18	1.71
(1,33)	1:A:55:SER:HB3	2:B:77:ALA:N	18	1.71
(1,33)	1:A:55:SER:HB3	2:B:77:ALA:O	18	1.71
(1,33)	1:A:55:SER:HB3	2:B:78:GLY:C	18	1.71
(1,33)	1:A:55:SER:HB3	2:B:78:GLY:CA	18	1.71
(1,33)	1:A:55:SER:HB3	2:B:78:GLY:H	18	1.71
(1,33)	1:A:55:SER:HB3	2:B:78:GLY:HA2	18	1.71
(1,33)	1:A:55:SER:HB3	2:B:78:GLY:HA3	18	1.71
(1,33)	1:A:55:SER:HB3	2:B:78:GLY:N	18	1.71
(1,33)	1:A:55:SER:HB3	2:B:78:GLY:O	18	1.71
(1,33)	1:A:55:SER:HB3	2:B:79:LYS:C	18	1.71
(1,33)	1:A:55:SER:HB3	2:B:79:LYS:CA	18	1.71
(1,33)	1:A:55:SER:HB3	2:B:79:LYS:CB	18	1.71
(1,33)	1:A:55:SER:HB3	2:B:79:LYS:CD	18	1.71
(1,33)	1:A:55:SER:HB3	2:B:79:LYS:CE	18	1.71
(1,33)	1:A:55:SER:HB3	2:B:79:LYS:CG	18	1.71
(1,33)	1:A:55:SER:HB3	2:B:79:LYS:H	18	1.71
(1,33)	1:A:55:SER:HB3	2:B:79:LYS:HA	18	1.71
(1,33)	1:A:55:SER:HB3	2:B:79:LYS:HB2	18	1.71
(1,33)	1:A:55:SER:HB3	2:B:79:LYS:HB3	18	1.71
(1,33)	1:A:55:SER:HB3	2:B:79:LYS:HD2	18	1.71
(1,33)	1:A:55:SER:HB3	2:B:79:LYS:HD3	18	1.71
(1,33)	1:A:55:SER:HB3	2:B:79:LYS:HE2	18	1.71
(1,33)	1:A:55:SER:HB3	2:B:79:LYS:HE3	18	1.71
(1,33)	1:A:55:SER:HB3	2:B:79:LYS:HG2	18	1.71
(1,33)	1:A:55:SER:HB3	2:B:79:LYS:HG3	18	1.71
(1,33)	1:A:55:SER:HB3	2:B:79:LYS:HZ1	18	1.71
(1,33)	1:A:55:SER:HB3	2:B:79:LYS:HZ2	18	1.71
(1,33)	1:A:55:SER:HB3	2:B:79:LYS:HZ3	18	1.71
(1,33)	1:A:55:SER:HB3	2:B:79:LYS:N	18	1.71
(1,33)	1:A:55:SER:HB3	2:B:79:LYS:NZ	18	1.71
(1,33)	1:A:55:SER:HB3	2:B:79:LYS:O	18	1.71
(1,33)	1:A:55:SER:HB3	2:B:80:ILE:C	18	1.71
(1,33)	1:A:55:SER:HB3	2:B:80:ILE:CA	18	1.71

*Continued on next page...*

*Continued from previous page...*

Key	Atom-1	Atom-2	Model ID	Violation (Å)
(1,33)	1:A:55:SER:HB3	2:B:80:ILE:CB	18	1.71
(1,33)	1:A:55:SER:HB3	2:B:80:ILE:CD1	18	1.71
(1,33)	1:A:55:SER:HB3	2:B:80:ILE:CG1	18	1.71
(1,33)	1:A:55:SER:HB3	2:B:80:ILE:CG2	18	1.71
(1,33)	1:A:55:SER:HB3	2:B:80:ILE:H	18	1.71
(1,33)	1:A:55:SER:HB3	2:B:80:ILE:HA	18	1.71
(1,33)	1:A:55:SER:HB3	2:B:80:ILE:HB	18	1.71
(1,33)	1:A:55:SER:HB3	2:B:80:ILE:HD11	18	1.71
(1,33)	1:A:55:SER:HB3	2:B:80:ILE:HD12	18	1.71
(1,33)	1:A:55:SER:HB3	2:B:80:ILE:HD13	18	1.71
(1,33)	1:A:55:SER:HB3	2:B:80:ILE:HG12	18	1.71
(1,33)	1:A:55:SER:HB3	2:B:80:ILE:HG13	18	1.71
(1,33)	1:A:55:SER:HB3	2:B:80:ILE:HG21	18	1.71
(1,33)	1:A:55:SER:HB3	2:B:80:ILE:HG22	18	1.71
(1,33)	1:A:55:SER:HB3	2:B:80:ILE:HG23	18	1.71
(1,33)	1:A:55:SER:HB3	2:B:80:ILE:N	18	1.71
(1,33)	1:A:55:SER:HB3	2:B:80:ILE:O	18	1.71
(1,33)	1:A:55:SER:HB3	2:B:84:GLN:C	18	1.71
(1,33)	1:A:55:SER:HB3	2:B:84:GLN:CA	18	1.71
(1,33)	1:A:55:SER:HB3	2:B:84:GLN:CB	18	1.71
(1,33)	1:A:55:SER:HB3	2:B:84:GLN:CD	18	1.71
(1,33)	1:A:55:SER:HB3	2:B:84:GLN:CG	18	1.71
(1,33)	1:A:55:SER:HB3	2:B:84:GLN:H	18	1.71
(1,33)	1:A:55:SER:HB3	2:B:84:GLN:HA	18	1.71
(1,33)	1:A:55:SER:HB3	2:B:84:GLN:HB2	18	1.71
(1,33)	1:A:55:SER:HB3	2:B:84:GLN:HB3	18	1.71
(1,33)	1:A:55:SER:HB3	2:B:84:GLN:HE21	18	1.71
(1,33)	1:A:55:SER:HB3	2:B:84:GLN:HE22	18	1.71
(1,33)	1:A:55:SER:HB3	2:B:84:GLN:HG2	18	1.71
(1,33)	1:A:55:SER:HB3	2:B:84:GLN:HG3	18	1.71
(1,33)	1:A:55:SER:HB3	2:B:84:GLN:N	18	1.71
(1,33)	1:A:55:SER:HB3	2:B:84:GLN:NE2	18	1.71
(1,33)	1:A:55:SER:HB3	2:B:84:GLN:O	18	1.71
(1,33)	1:A:55:SER:HB3	2:B:84:GLN:OE1	18	1.71
(1,33)	1:A:55:SER:HB3	2:B:97:THR:C	18	1.71
(1,33)	1:A:55:SER:HB3	2:B:97:THR:CA	18	1.71
(1,33)	1:A:55:SER:HB3	2:B:97:THR:CB	18	1.71
(1,33)	1:A:55:SER:HB3	2:B:97:THR:CG2	18	1.71
(1,33)	1:A:55:SER:HB3	2:B:97:THR:H	18	1.71
(1,33)	1:A:55:SER:HB3	2:B:97:THR:HA	18	1.71
(1,33)	1:A:55:SER:HB3	2:B:97:THR:HB	18	1.71
(1,33)	1:A:55:SER:HB3	2:B:97:THR:HG1	18	1.71

*Continued on next page...*

*Continued from previous page...*

Key	Atom-1	Atom-2	Model ID	Violation (Å)
(1,33)	1:A:55:SER:HB3	2:B:97:THR:HG21	18	1.71
(1,33)	1:A:55:SER:HB3	2:B:97:THR:HG22	18	1.71
(1,33)	1:A:55:SER:HB3	2:B:97:THR:HG23	18	1.71
(1,33)	1:A:55:SER:HB3	2:B:97:THR:N	18	1.71
(1,33)	1:A:55:SER:HB3	2:B:97:THR:O	18	1.71
(1,33)	1:A:55:SER:HB3	2:B:97:THR:OG1	18	1.71
(1,33)	1:A:55:SER:HB3	2:B:99:HIS:C	18	1.71
(1,33)	1:A:55:SER:HB3	2:B:99:HIS:CA	18	1.71
(1,33)	1:A:55:SER:HB3	2:B:99:HIS:CB	18	1.71
(1,33)	1:A:55:SER:HB3	2:B:99:HIS:CD2	18	1.71
(1,33)	1:A:55:SER:HB3	2:B:99:HIS:CE1	18	1.71
(1,33)	1:A:55:SER:HB3	2:B:99:HIS:CG	18	1.71
(1,33)	1:A:55:SER:HB3	2:B:99:HIS:H	18	1.71
(1,33)	1:A:55:SER:HB3	2:B:99:HIS:HA	18	1.71
(1,33)	1:A:55:SER:HB3	2:B:99:HIS:HB2	18	1.71
(1,33)	1:A:55:SER:HB3	2:B:99:HIS:HB3	18	1.71
(1,33)	1:A:55:SER:HB3	2:B:99:HIS:HD1	18	1.71
(1,33)	1:A:55:SER:HB3	2:B:99:HIS:HD2	18	1.71
(1,33)	1:A:55:SER:HB3	2:B:99:HIS:HE1	18	1.71
(1,33)	1:A:55:SER:HB3	2:B:99:HIS:HE2	18	1.71
(1,33)	1:A:55:SER:HB3	2:B:99:HIS:N	18	1.71
(1,33)	1:A:55:SER:HB3	2:B:99:HIS:ND1	18	1.71
(1,33)	1:A:55:SER:HB3	2:B:99:HIS:NE2	18	1.71
(1,33)	1:A:55:SER:HB3	2:B:99:HIS:O	18	1.71
(1,33)	1:A:55:SER:HB3	2:B:101:VAL:C	18	1.71
(1,33)	1:A:55:SER:HB3	2:B:101:VAL:CA	18	1.71
(1,33)	1:A:55:SER:HB3	2:B:101:VAL:CB	18	1.71
(1,33)	1:A:55:SER:HB3	2:B:101:VAL:CG1	18	1.71
(1,33)	1:A:55:SER:HB3	2:B:101:VAL:CG2	18	1.71
(1,33)	1:A:55:SER:HB3	2:B:101:VAL:H	18	1.71
(1,33)	1:A:55:SER:HB3	2:B:101:VAL:HA	18	1.71
(1,33)	1:A:55:SER:HB3	2:B:101:VAL:HB	18	1.71
(1,33)	1:A:55:SER:HB3	2:B:101:VAL:HG11	18	1.71
(1,33)	1:A:55:SER:HB3	2:B:101:VAL:HG12	18	1.71
(1,33)	1:A:55:SER:HB3	2:B:101:VAL:HG13	18	1.71
(1,33)	1:A:55:SER:HB3	2:B:101:VAL:HG21	18	1.71
(1,33)	1:A:55:SER:HB3	2:B:101:VAL:HG22	18	1.71
(1,33)	1:A:55:SER:HB3	2:B:101:VAL:HG23	18	1.71
(1,33)	1:A:55:SER:HB3	2:B:101:VAL:N	18	1.71
(1,33)	1:A:55:SER:HB3	2:B:101:VAL:O	18	1.71
(1,33)	1:A:55:SER:HG	2:B:75:ILE:C	18	1.71
(1,33)	1:A:55:SER:HG	2:B:75:ILE:CA	18	1.71

*Continued on next page...*

*Continued from previous page...*

Key	Atom-1	Atom-2	Model ID	Violation (Å)
(1,33)	1:A:55:SER:HG	2:B:75:ILE:CB	18	1.71
(1,33)	1:A:55:SER:HG	2:B:75:ILE:CD1	18	1.71
(1,33)	1:A:55:SER:HG	2:B:75:ILE:CG1	18	1.71
(1,33)	1:A:55:SER:HG	2:B:75:ILE:CG2	18	1.71
(1,33)	1:A:55:SER:HG	2:B:75:ILE:H	18	1.71
(1,33)	1:A:55:SER:HG	2:B:75:ILE:HA	18	1.71
(1,33)	1:A:55:SER:HG	2:B:75:ILE:HB	18	1.71
(1,33)	1:A:55:SER:HG	2:B:75:ILE:HD11	18	1.71
(1,33)	1:A:55:SER:HG	2:B:75:ILE:HD12	18	1.71
(1,33)	1:A:55:SER:HG	2:B:75:ILE:HD13	18	1.71
(1,33)	1:A:55:SER:HG	2:B:75:ILE:HG12	18	1.71
(1,33)	1:A:55:SER:HG	2:B:75:ILE:HG13	18	1.71
(1,33)	1:A:55:SER:HG	2:B:75:ILE:HG21	18	1.71
(1,33)	1:A:55:SER:HG	2:B:75:ILE:HG22	18	1.71
(1,33)	1:A:55:SER:HG	2:B:75:ILE:HG23	18	1.71
(1,33)	1:A:55:SER:HG	2:B:75:ILE:N	18	1.71
(1,33)	1:A:55:SER:HG	2:B:75:ILE:O	18	1.71
(1,33)	1:A:55:SER:HG	2:B:77:ALA:C	18	1.71
(1,33)	1:A:55:SER:HG	2:B:77:ALA:CA	18	1.71
(1,33)	1:A:55:SER:HG	2:B:77:ALA:CB	18	1.71
(1,33)	1:A:55:SER:HG	2:B:77:ALA:H	18	1.71
(1,33)	1:A:55:SER:HG	2:B:77:ALA:HA	18	1.71
(1,33)	1:A:55:SER:HG	2:B:77:ALA:HB1	18	1.71
(1,33)	1:A:55:SER:HG	2:B:77:ALA:HB2	18	1.71
(1,33)	1:A:55:SER:HG	2:B:77:ALA:HB3	18	1.71
(1,33)	1:A:55:SER:HG	2:B:77:ALA:N	18	1.71
(1,33)	1:A:55:SER:HG	2:B:77:ALA:O	18	1.71
(1,33)	1:A:55:SER:HG	2:B:78:GLY:C	18	1.71
(1,33)	1:A:55:SER:HG	2:B:78:GLY:CA	18	1.71
(1,33)	1:A:55:SER:HG	2:B:78:GLY:H	18	1.71
(1,33)	1:A:55:SER:HG	2:B:78:GLY:HA2	18	1.71
(1,33)	1:A:55:SER:HG	2:B:78:GLY:HA3	18	1.71
(1,33)	1:A:55:SER:HG	2:B:78:GLY:N	18	1.71
(1,33)	1:A:55:SER:HG	2:B:78:GLY:O	18	1.71
(1,33)	1:A:55:SER:HG	2:B:79:LYS:C	18	1.71
(1,33)	1:A:55:SER:HG	2:B:79:LYS:CA	18	1.71
(1,33)	1:A:55:SER:HG	2:B:79:LYS:CB	18	1.71
(1,33)	1:A:55:SER:HG	2:B:79:LYS:CD	18	1.71
(1,33)	1:A:55:SER:HG	2:B:79:LYS:CE	18	1.71
(1,33)	1:A:55:SER:HG	2:B:79:LYS:CG	18	1.71
(1,33)	1:A:55:SER:HG	2:B:79:LYS:H	18	1.71
(1,33)	1:A:55:SER:HG	2:B:79:LYS:HA	18	1.71

*Continued on next page...*



*Continued from previous page...*

Key	Atom-1	Atom-2	Model ID	Violation (Å)
(1,33)	1:A:55:SER:HG	2:B:79:LYS:HB2	18	1.71
(1,33)	1:A:55:SER:HG	2:B:79:LYS:HB3	18	1.71
(1,33)	1:A:55:SER:HG	2:B:79:LYS:HD2	18	1.71
(1,33)	1:A:55:SER:HG	2:B:79:LYS:HD3	18	1.71
(1,33)	1:A:55:SER:HG	2:B:79:LYS:HE2	18	1.71
(1,33)	1:A:55:SER:HG	2:B:79:LYS:HE3	18	1.71
(1,33)	1:A:55:SER:HG	2:B:79:LYS:HG2	18	1.71
(1,33)	1:A:55:SER:HG	2:B:79:LYS:HG3	18	1.71
(1,33)	1:A:55:SER:HG	2:B:79:LYS:HZ1	18	1.71
(1,33)	1:A:55:SER:HG	2:B:79:LYS:HZ2	18	1.71
(1,33)	1:A:55:SER:HG	2:B:79:LYS:HZ3	18	1.71
(1,33)	1:A:55:SER:HG	2:B:79:LYS:N	18	1.71
(1,33)	1:A:55:SER:HG	2:B:79:LYS:NZ	18	1.71
(1,33)	1:A:55:SER:HG	2:B:79:LYS:O	18	1.71
(1,33)	1:A:55:SER:HG	2:B:80:ILE:C	18	1.71
(1,33)	1:A:55:SER:HG	2:B:80:ILE:CA	18	1.71
(1,33)	1:A:55:SER:HG	2:B:80:ILE:CB	18	1.71
(1,33)	1:A:55:SER:HG	2:B:80:ILE:CD1	18	1.71
(1,33)	1:A:55:SER:HG	2:B:80:ILE:CG1	18	1.71
(1,33)	1:A:55:SER:HG	2:B:80:ILE:CG2	18	1.71
(1,33)	1:A:55:SER:HG	2:B:80:ILE:H	18	1.71
(1,33)	1:A:55:SER:HG	2:B:80:ILE:HA	18	1.71
(1,33)	1:A:55:SER:HG	2:B:80:ILE:HB	18	1.71
(1,33)	1:A:55:SER:HG	2:B:80:ILE:HD11	18	1.71
(1,33)	1:A:55:SER:HG	2:B:80:ILE:HD12	18	1.71
(1,33)	1:A:55:SER:HG	2:B:80:ILE:HD13	18	1.71
(1,33)	1:A:55:SER:HG	2:B:80:ILE:HG12	18	1.71
(1,33)	1:A:55:SER:HG	2:B:80:ILE:HG13	18	1.71
(1,33)	1:A:55:SER:HG	2:B:80:ILE:HG21	18	1.71
(1,33)	1:A:55:SER:HG	2:B:80:ILE:HG22	18	1.71
(1,33)	1:A:55:SER:HG	2:B:80:ILE:HG23	18	1.71
(1,33)	1:A:55:SER:HG	2:B:80:ILE:N	18	1.71
(1,33)	1:A:55:SER:HG	2:B:80:ILE:O	18	1.71
(1,33)	1:A:55:SER:HG	2:B:84:GLN:C	18	1.71
(1,33)	1:A:55:SER:HG	2:B:84:GLN:CA	18	1.71
(1,33)	1:A:55:SER:HG	2:B:84:GLN:CB	18	1.71
(1,33)	1:A:55:SER:HG	2:B:84:GLN:CD	18	1.71
(1,33)	1:A:55:SER:HG	2:B:84:GLN:CG	18	1.71
(1,33)	1:A:55:SER:HG	2:B:84:GLN:H	18	1.71
(1,33)	1:A:55:SER:HG	2:B:84:GLN:HA	18	1.71
(1,33)	1:A:55:SER:HG	2:B:84:GLN:HB2	18	1.71
(1,33)	1:A:55:SER:HG	2:B:84:GLN:HB3	18	1.71

*Continued on next page...*

*Continued from previous page...*

Key	Atom-1	Atom-2	Model ID	Violation (Å)
(1,33)	1:A:55:SER:HG	2:B:84:GLN:HE21	18	1.71
(1,33)	1:A:55:SER:HG	2:B:84:GLN:HE22	18	1.71
(1,33)	1:A:55:SER:HG	2:B:84:GLN:HG2	18	1.71
(1,33)	1:A:55:SER:HG	2:B:84:GLN:HG3	18	1.71
(1,33)	1:A:55:SER:HG	2:B:84:GLN:N	18	1.71
(1,33)	1:A:55:SER:HG	2:B:84:GLN:NE2	18	1.71
(1,33)	1:A:55:SER:HG	2:B:84:GLN:O	18	1.71
(1,33)	1:A:55:SER:HG	2:B:84:GLN:OE1	18	1.71
(1,33)	1:A:55:SER:HG	2:B:97:THR:C	18	1.71
(1,33)	1:A:55:SER:HG	2:B:97:THR:CA	18	1.71
(1,33)	1:A:55:SER:HG	2:B:97:THR:CB	18	1.71
(1,33)	1:A:55:SER:HG	2:B:97:THR:CG2	18	1.71
(1,33)	1:A:55:SER:HG	2:B:97:THR:H	18	1.71
(1,33)	1:A:55:SER:HG	2:B:97:THR:HA	18	1.71
(1,33)	1:A:55:SER:HG	2:B:97:THR:HB	18	1.71
(1,33)	1:A:55:SER:HG	2:B:97:THR:HG1	18	1.71
(1,33)	1:A:55:SER:HG	2:B:97:THR:HG21	18	1.71
(1,33)	1:A:55:SER:HG	2:B:97:THR:HG22	18	1.71
(1,33)	1:A:55:SER:HG	2:B:97:THR:HG23	18	1.71
(1,33)	1:A:55:SER:HG	2:B:97:THR:N	18	1.71
(1,33)	1:A:55:SER:HG	2:B:97:THR:O	18	1.71
(1,33)	1:A:55:SER:HG	2:B:97:THR:OG1	18	1.71
(1,33)	1:A:55:SER:HG	2:B:99:HIS:C	18	1.71
(1,33)	1:A:55:SER:HG	2:B:99:HIS:CA	18	1.71
(1,33)	1:A:55:SER:HG	2:B:99:HIS:CB	18	1.71
(1,33)	1:A:55:SER:HG	2:B:99:HIS:CD2	18	1.71
(1,33)	1:A:55:SER:HG	2:B:99:HIS:CE1	18	1.71
(1,33)	1:A:55:SER:HG	2:B:99:HIS:CG	18	1.71
(1,33)	1:A:55:SER:HG	2:B:99:HIS:H	18	1.71
(1,33)	1:A:55:SER:HG	2:B:99:HIS:HA	18	1.71
(1,33)	1:A:55:SER:HG	2:B:99:HIS:HB2	18	1.71
(1,33)	1:A:55:SER:HG	2:B:99:HIS:HB3	18	1.71
(1,33)	1:A:55:SER:HG	2:B:99:HIS:HD1	18	1.71
(1,33)	1:A:55:SER:HG	2:B:99:HIS:HD2	18	1.71
(1,33)	1:A:55:SER:HG	2:B:99:HIS:HE1	18	1.71
(1,33)	1:A:55:SER:HG	2:B:99:HIS:HE2	18	1.71
(1,33)	1:A:55:SER:HG	2:B:99:HIS:N	18	1.71
(1,33)	1:A:55:SER:HG	2:B:99:HIS:ND1	18	1.71
(1,33)	1:A:55:SER:HG	2:B:99:HIS:NE2	18	1.71
(1,33)	1:A:55:SER:HG	2:B:99:HIS:O	18	1.71
(1,33)	1:A:55:SER:HG	2:B:101:VAL:C	18	1.71
(1,33)	1:A:55:SER:HG	2:B:101:VAL:CA	18	1.71

*Continued on next page...*

*Continued from previous page...*

Key	Atom-1	Atom-2	Model ID	Violation (Å)
(1,33)	1:A:55:SER:HG	2:B:101:VAL:CB	18	1.71
(1,33)	1:A:55:SER:HG	2:B:101:VAL:CG1	18	1.71
(1,33)	1:A:55:SER:HG	2:B:101:VAL:CG2	18	1.71
(1,33)	1:A:55:SER:HG	2:B:101:VAL:H	18	1.71
(1,33)	1:A:55:SER:HG	2:B:101:VAL:HA	18	1.71
(1,33)	1:A:55:SER:HG	2:B:101:VAL:HB	18	1.71
(1,33)	1:A:55:SER:HG	2:B:101:VAL:HG11	18	1.71
(1,33)	1:A:55:SER:HG	2:B:101:VAL:HG12	18	1.71
(1,33)	1:A:55:SER:HG	2:B:101:VAL:HG13	18	1.71
(1,33)	1:A:55:SER:HG	2:B:101:VAL:HG21	18	1.71
(1,33)	1:A:55:SER:HG	2:B:101:VAL:HG22	18	1.71
(1,33)	1:A:55:SER:HG	2:B:101:VAL:HG23	18	1.71
(1,33)	1:A:55:SER:HG	2:B:101:VAL:N	18	1.71
(1,33)	1:A:55:SER:HG	2:B:101:VAL:O	18	1.71
(1,33)	1:A:55:SER:N	2:B:75:ILE:C	18	1.71
(1,33)	1:A:55:SER:N	2:B:75:ILE:CA	18	1.71
(1,33)	1:A:55:SER:N	2:B:75:ILE:CB	18	1.71
(1,33)	1:A:55:SER:N	2:B:75:ILE:CD1	18	1.71
(1,33)	1:A:55:SER:N	2:B:75:ILE:CG1	18	1.71
(1,33)	1:A:55:SER:N	2:B:75:ILE:CG2	18	1.71
(1,33)	1:A:55:SER:N	2:B:75:ILE:H	18	1.71
(1,33)	1:A:55:SER:N	2:B:75:ILE:HA	18	1.71
(1,33)	1:A:55:SER:N	2:B:75:ILE:HB	18	1.71
(1,33)	1:A:55:SER:N	2:B:75:ILE:HD11	18	1.71
(1,33)	1:A:55:SER:N	2:B:75:ILE:HD12	18	1.71
(1,33)	1:A:55:SER:N	2:B:75:ILE:HD13	18	1.71
(1,33)	1:A:55:SER:N	2:B:75:ILE:HG12	18	1.71
(1,33)	1:A:55:SER:N	2:B:75:ILE:HG13	18	1.71
(1,33)	1:A:55:SER:N	2:B:75:ILE:HG21	18	1.71
(1,33)	1:A:55:SER:N	2:B:75:ILE:HG22	18	1.71
(1,33)	1:A:55:SER:N	2:B:75:ILE:HG23	18	1.71
(1,33)	1:A:55:SER:N	2:B:75:ILE:N	18	1.71
(1,33)	1:A:55:SER:N	2:B:75:ILE:O	18	1.71
(1,33)	1:A:55:SER:N	2:B:77:ALA:C	18	1.71
(1,33)	1:A:55:SER:N	2:B:77:ALA:CA	18	1.71
(1,33)	1:A:55:SER:N	2:B:77:ALA:CB	18	1.71
(1,33)	1:A:55:SER:N	2:B:77:ALA:H	18	1.71
(1,33)	1:A:55:SER:N	2:B:77:ALA:HA	18	1.71
(1,33)	1:A:55:SER:N	2:B:77:ALA:HB1	18	1.71
(1,33)	1:A:55:SER:N	2:B:77:ALA:HB2	18	1.71
(1,33)	1:A:55:SER:N	2:B:77:ALA:HB3	18	1.71
(1,33)	1:A:55:SER:N	2:B:77:ALA:N	18	1.71

*Continued on next page...*

*Continued from previous page...*

Key	Atom-1	Atom-2	Model ID	Violation (Å)
(1,33)	1:A:55:SER:N	2:B:77:ALA:O	18	1.71
(1,33)	1:A:55:SER:N	2:B:78:GLY:C	18	1.71
(1,33)	1:A:55:SER:N	2:B:78:GLY:CA	18	1.71
(1,33)	1:A:55:SER:N	2:B:78:GLY:H	18	1.71
(1,33)	1:A:55:SER:N	2:B:78:GLY:HA2	18	1.71
(1,33)	1:A:55:SER:N	2:B:78:GLY:HA3	18	1.71
(1,33)	1:A:55:SER:N	2:B:78:GLY:N	18	1.71
(1,33)	1:A:55:SER:N	2:B:78:GLY:O	18	1.71
(1,33)	1:A:55:SER:N	2:B:79:LYS:C	18	1.71
(1,33)	1:A:55:SER:N	2:B:79:LYS:CA	18	1.71
(1,33)	1:A:55:SER:N	2:B:79:LYS:CB	18	1.71
(1,33)	1:A:55:SER:N	2:B:79:LYS:CD	18	1.71
(1,33)	1:A:55:SER:N	2:B:79:LYS:CE	18	1.71
(1,33)	1:A:55:SER:N	2:B:79:LYS:CG	18	1.71
(1,33)	1:A:55:SER:N	2:B:79:LYS:H	18	1.71
(1,33)	1:A:55:SER:N	2:B:79:LYS:HA	18	1.71
(1,33)	1:A:55:SER:N	2:B:79:LYS:HB2	18	1.71
(1,33)	1:A:55:SER:N	2:B:79:LYS:HB3	18	1.71
(1,33)	1:A:55:SER:N	2:B:79:LYS:HD2	18	1.71
(1,33)	1:A:55:SER:N	2:B:79:LYS:HD3	18	1.71
(1,33)	1:A:55:SER:N	2:B:79:LYS:HE2	18	1.71
(1,33)	1:A:55:SER:N	2:B:79:LYS:HE3	18	1.71
(1,33)	1:A:55:SER:N	2:B:79:LYS:HG2	18	1.71
(1,33)	1:A:55:SER:N	2:B:79:LYS:HG3	18	1.71
(1,33)	1:A:55:SER:N	2:B:79:LYS:HZ1	18	1.71
(1,33)	1:A:55:SER:N	2:B:79:LYS:HZ2	18	1.71
(1,33)	1:A:55:SER:N	2:B:79:LYS:HZ3	18	1.71
(1,33)	1:A:55:SER:N	2:B:79:LYS:N	18	1.71
(1,33)	1:A:55:SER:N	2:B:79:LYS:NZ	18	1.71
(1,33)	1:A:55:SER:N	2:B:79:LYS:O	18	1.71
(1,33)	1:A:55:SER:N	2:B:80:ILE:C	18	1.71
(1,33)	1:A:55:SER:N	2:B:80:ILE:CA	18	1.71
(1,33)	1:A:55:SER:N	2:B:80:ILE:CB	18	1.71
(1,33)	1:A:55:SER:N	2:B:80:ILE:CD1	18	1.71
(1,33)	1:A:55:SER:N	2:B:80:ILE:CG1	18	1.71
(1,33)	1:A:55:SER:N	2:B:80:ILE:CG2	18	1.71
(1,33)	1:A:55:SER:N	2:B:80:ILE:H	18	1.71
(1,33)	1:A:55:SER:N	2:B:80:ILE:HA	18	1.71
(1,33)	1:A:55:SER:N	2:B:80:ILE:HB	18	1.71
(1,33)	1:A:55:SER:N	2:B:80:ILE:HD11	18	1.71
(1,33)	1:A:55:SER:N	2:B:80:ILE:HD12	18	1.71
(1,33)	1:A:55:SER:N	2:B:80:ILE:HD13	18	1.71

*Continued on next page...*

*Continued from previous page...*

Key	Atom-1	Atom-2	Model ID	Violation (Å)
(1,33)	1:A:55:SER:N	2:B:80:ILE:HG12	18	1.71
(1,33)	1:A:55:SER:N	2:B:80:ILE:HG13	18	1.71
(1,33)	1:A:55:SER:N	2:B:80:ILE:HG21	18	1.71
(1,33)	1:A:55:SER:N	2:B:80:ILE:HG22	18	1.71
(1,33)	1:A:55:SER:N	2:B:80:ILE:HG23	18	1.71
(1,33)	1:A:55:SER:N	2:B:80:ILE:N	18	1.71
(1,33)	1:A:55:SER:N	2:B:80:ILE:O	18	1.71
(1,33)	1:A:55:SER:N	2:B:84:GLN:C	18	1.71
(1,33)	1:A:55:SER:N	2:B:84:GLN:CA	18	1.71
(1,33)	1:A:55:SER:N	2:B:84:GLN:CB	18	1.71
(1,33)	1:A:55:SER:N	2:B:84:GLN:CD	18	1.71
(1,33)	1:A:55:SER:N	2:B:84:GLN:CG	18	1.71
(1,33)	1:A:55:SER:N	2:B:84:GLN:H	18	1.71
(1,33)	1:A:55:SER:N	2:B:84:GLN:HA	18	1.71
(1,33)	1:A:55:SER:N	2:B:84:GLN:HB2	18	1.71
(1,33)	1:A:55:SER:N	2:B:84:GLN:HB3	18	1.71
(1,33)	1:A:55:SER:N	2:B:84:GLN:HE21	18	1.71
(1,33)	1:A:55:SER:N	2:B:84:GLN:HE22	18	1.71
(1,33)	1:A:55:SER:N	2:B:84:GLN:HG2	18	1.71
(1,33)	1:A:55:SER:N	2:B:84:GLN:HG3	18	1.71
(1,33)	1:A:55:SER:N	2:B:84:GLN:N	18	1.71
(1,33)	1:A:55:SER:N	2:B:84:GLN:NE2	18	1.71
(1,33)	1:A:55:SER:N	2:B:84:GLN:O	18	1.71
(1,33)	1:A:55:SER:N	2:B:84:GLN:OE1	18	1.71
(1,33)	1:A:55:SER:N	2:B:97:THR:C	18	1.71
(1,33)	1:A:55:SER:N	2:B:97:THR:CA	18	1.71
(1,33)	1:A:55:SER:N	2:B:97:THR:CB	18	1.71
(1,33)	1:A:55:SER:N	2:B:97:THR:CG2	18	1.71
(1,33)	1:A:55:SER:N	2:B:97:THR:H	18	1.71
(1,33)	1:A:55:SER:N	2:B:97:THR:HA	18	1.71
(1,33)	1:A:55:SER:N	2:B:97:THR:HB	18	1.71
(1,33)	1:A:55:SER:N	2:B:97:THR:HG1	18	1.71
(1,33)	1:A:55:SER:N	2:B:97:THR:HG21	18	1.71
(1,33)	1:A:55:SER:N	2:B:97:THR:HG22	18	1.71
(1,33)	1:A:55:SER:N	2:B:97:THR:HG23	18	1.71
(1,33)	1:A:55:SER:N	2:B:97:THR:N	18	1.71
(1,33)	1:A:55:SER:N	2:B:97:THR:O	18	1.71
(1,33)	1:A:55:SER:N	2:B:97:THR:OG1	18	1.71
(1,33)	1:A:55:SER:N	2:B:99:HIS:C	18	1.71
(1,33)	1:A:55:SER:N	2:B:99:HIS:CA	18	1.71
(1,33)	1:A:55:SER:N	2:B:99:HIS:CB	18	1.71
(1,33)	1:A:55:SER:N	2:B:99:HIS:CD2	18	1.71

*Continued on next page...*

*Continued from previous page...*

Key	Atom-1	Atom-2	Model ID	Violation (Å)
(1,33)	1:A:55:SER:N	2:B:99:HIS:CE1	18	1.71
(1,33)	1:A:55:SER:N	2:B:99:HIS:CG	18	1.71
(1,33)	1:A:55:SER:N	2:B:99:HIS:H	18	1.71
(1,33)	1:A:55:SER:N	2:B:99:HIS:HA	18	1.71
(1,33)	1:A:55:SER:N	2:B:99:HIS:HB2	18	1.71
(1,33)	1:A:55:SER:N	2:B:99:HIS:HB3	18	1.71
(1,33)	1:A:55:SER:N	2:B:99:HIS:HD1	18	1.71
(1,33)	1:A:55:SER:N	2:B:99:HIS:HD2	18	1.71
(1,33)	1:A:55:SER:N	2:B:99:HIS:HE1	18	1.71
(1,33)	1:A:55:SER:N	2:B:99:HIS:HE2	18	1.71
(1,33)	1:A:55:SER:N	2:B:99:HIS:N	18	1.71
(1,33)	1:A:55:SER:N	2:B:99:HIS:ND1	18	1.71
(1,33)	1:A:55:SER:N	2:B:99:HIS:NE2	18	1.71
(1,33)	1:A:55:SER:N	2:B:99:HIS:O	18	1.71
(1,33)	1:A:55:SER:N	2:B:101:VAL:C	18	1.71
(1,33)	1:A:55:SER:N	2:B:101:VAL:CA	18	1.71
(1,33)	1:A:55:SER:N	2:B:101:VAL:CB	18	1.71
(1,33)	1:A:55:SER:N	2:B:101:VAL:CG1	18	1.71
(1,33)	1:A:55:SER:N	2:B:101:VAL:CG2	18	1.71
(1,33)	1:A:55:SER:N	2:B:101:VAL:H	18	1.71
(1,33)	1:A:55:SER:N	2:B:101:VAL:HA	18	1.71
(1,33)	1:A:55:SER:N	2:B:101:VAL:HB	18	1.71
(1,33)	1:A:55:SER:N	2:B:101:VAL:HG11	18	1.71
(1,33)	1:A:55:SER:N	2:B:101:VAL:HG12	18	1.71
(1,33)	1:A:55:SER:N	2:B:101:VAL:HG13	18	1.71
(1,33)	1:A:55:SER:N	2:B:101:VAL:HG21	18	1.71
(1,33)	1:A:55:SER:N	2:B:101:VAL:HG22	18	1.71
(1,33)	1:A:55:SER:N	2:B:101:VAL:HG23	18	1.71
(1,33)	1:A:55:SER:N	2:B:101:VAL:N	18	1.71
(1,33)	1:A:55:SER:N	2:B:101:VAL:O	18	1.71
(1,33)	1:A:55:SER:O	2:B:75:ILE:C	18	1.71
(1,33)	1:A:55:SER:O	2:B:75:ILE:CA	18	1.71
(1,33)	1:A:55:SER:O	2:B:75:ILE:CB	18	1.71
(1,33)	1:A:55:SER:O	2:B:75:ILE:CD1	18	1.71
(1,33)	1:A:55:SER:O	2:B:75:ILE:CG1	18	1.71
(1,33)	1:A:55:SER:O	2:B:75:ILE:CG2	18	1.71
(1,33)	1:A:55:SER:O	2:B:75:ILE:H	18	1.71
(1,33)	1:A:55:SER:O	2:B:75:ILE:HA	18	1.71
(1,33)	1:A:55:SER:O	2:B:75:ILE:HB	18	1.71
(1,33)	1:A:55:SER:O	2:B:75:ILE:HD11	18	1.71
(1,33)	1:A:55:SER:O	2:B:75:ILE:HD12	18	1.71
(1,33)	1:A:55:SER:O	2:B:75:ILE:HD13	18	1.71

*Continued on next page...*

*Continued from previous page...*

Key	Atom-1	Atom-2	Model ID	Violation (Å)
(1,33)	1:A:55:SER:O	2:B:75:ILE:HG12	18	1.71
(1,33)	1:A:55:SER:O	2:B:75:ILE:HG13	18	1.71
(1,33)	1:A:55:SER:O	2:B:75:ILE:HG21	18	1.71
(1,33)	1:A:55:SER:O	2:B:75:ILE:HG22	18	1.71
(1,33)	1:A:55:SER:O	2:B:75:ILE:HG23	18	1.71
(1,33)	1:A:55:SER:O	2:B:75:ILE:N	18	1.71
(1,33)	1:A:55:SER:O	2:B:75:ILE:O	18	1.71
(1,33)	1:A:55:SER:O	2:B:77:ALA:C	18	1.71
(1,33)	1:A:55:SER:O	2:B:77:ALA:CA	18	1.71
(1,33)	1:A:55:SER:O	2:B:77:ALA:CB	18	1.71
(1,33)	1:A:55:SER:O	2:B:77:ALA:H	18	1.71
(1,33)	1:A:55:SER:O	2:B:77:ALA:HA	18	1.71
(1,33)	1:A:55:SER:O	2:B:77:ALA:HB1	18	1.71
(1,33)	1:A:55:SER:O	2:B:77:ALA:HB2	18	1.71
(1,33)	1:A:55:SER:O	2:B:77:ALA:HB3	18	1.71
(1,33)	1:A:55:SER:O	2:B:77:ALA:N	18	1.71
(1,33)	1:A:55:SER:O	2:B:77:ALA:O	18	1.71
(1,33)	1:A:55:SER:O	2:B:78:GLY:C	18	1.71
(1,33)	1:A:55:SER:O	2:B:78:GLY:CA	18	1.71
(1,33)	1:A:55:SER:O	2:B:78:GLY:H	18	1.71
(1,33)	1:A:55:SER:O	2:B:78:GLY:HA2	18	1.71
(1,33)	1:A:55:SER:O	2:B:78:GLY:HA3	18	1.71
(1,33)	1:A:55:SER:O	2:B:78:GLY:N	18	1.71
(1,33)	1:A:55:SER:O	2:B:78:GLY:O	18	1.71
(1,33)	1:A:55:SER:O	2:B:79:LYS:C	18	1.71
(1,33)	1:A:55:SER:O	2:B:79:LYS:CA	18	1.71
(1,33)	1:A:55:SER:O	2:B:79:LYS:CB	18	1.71
(1,33)	1:A:55:SER:O	2:B:79:LYS:CD	18	1.71
(1,33)	1:A:55:SER:O	2:B:79:LYS:CE	18	1.71
(1,33)	1:A:55:SER:O	2:B:79:LYS:CG	18	1.71
(1,33)	1:A:55:SER:O	2:B:79:LYS:H	18	1.71
(1,33)	1:A:55:SER:O	2:B:79:LYS:HA	18	1.71
(1,33)	1:A:55:SER:O	2:B:79:LYS:HB2	18	1.71
(1,33)	1:A:55:SER:O	2:B:79:LYS:HB3	18	1.71
(1,33)	1:A:55:SER:O	2:B:79:LYS:HD2	18	1.71
(1,33)	1:A:55:SER:O	2:B:79:LYS:HD3	18	1.71
(1,33)	1:A:55:SER:O	2:B:79:LYS:HE2	18	1.71
(1,33)	1:A:55:SER:O	2:B:79:LYS:HE3	18	1.71
(1,33)	1:A:55:SER:O	2:B:79:LYS:HG2	18	1.71
(1,33)	1:A:55:SER:O	2:B:79:LYS:HG3	18	1.71
(1,33)	1:A:55:SER:O	2:B:79:LYS:HZ1	18	1.71
(1,33)	1:A:55:SER:O	2:B:79:LYS:HZ2	18	1.71

*Continued on next page...*

*Continued from previous page...*

Key	Atom-1	Atom-2	Model ID	Violation (Å)
(1,33)	1:A:55:SER:O	2:B:79:LYS:HZ3	18	1.71
(1,33)	1:A:55:SER:O	2:B:79:LYS:N	18	1.71
(1,33)	1:A:55:SER:O	2:B:79:LYS:NZ	18	1.71
(1,33)	1:A:55:SER:O	2:B:79:LYS:O	18	1.71
(1,33)	1:A:55:SER:O	2:B:80:ILE:C	18	1.71
(1,33)	1:A:55:SER:O	2:B:80:ILE:CA	18	1.71
(1,33)	1:A:55:SER:O	2:B:80:ILE:CB	18	1.71
(1,33)	1:A:55:SER:O	2:B:80:ILE:CD1	18	1.71
(1,33)	1:A:55:SER:O	2:B:80:ILE:CG1	18	1.71
(1,33)	1:A:55:SER:O	2:B:80:ILE:CG2	18	1.71
(1,33)	1:A:55:SER:O	2:B:80:ILE:H	18	1.71
(1,33)	1:A:55:SER:O	2:B:80:ILE:HA	18	1.71
(1,33)	1:A:55:SER:O	2:B:80:ILE:HB	18	1.71
(1,33)	1:A:55:SER:O	2:B:80:ILE:HD11	18	1.71
(1,33)	1:A:55:SER:O	2:B:80:ILE:HD12	18	1.71
(1,33)	1:A:55:SER:O	2:B:80:ILE:HD13	18	1.71
(1,33)	1:A:55:SER:O	2:B:80:ILE:HG12	18	1.71
(1,33)	1:A:55:SER:O	2:B:80:ILE:HG13	18	1.71
(1,33)	1:A:55:SER:O	2:B:80:ILE:HG21	18	1.71
(1,33)	1:A:55:SER:O	2:B:80:ILE:HG22	18	1.71
(1,33)	1:A:55:SER:O	2:B:80:ILE:HG23	18	1.71
(1,33)	1:A:55:SER:O	2:B:80:ILE:N	18	1.71
(1,33)	1:A:55:SER:O	2:B:80:ILE:O	18	1.71
(1,33)	1:A:55:SER:O	2:B:84:GLN:C	18	1.71
(1,33)	1:A:55:SER:O	2:B:84:GLN:CA	18	1.71
(1,33)	1:A:55:SER:O	2:B:84:GLN:CB	18	1.71
(1,33)	1:A:55:SER:O	2:B:84:GLN:CD	18	1.71
(1,33)	1:A:55:SER:O	2:B:84:GLN:CG	18	1.71
(1,33)	1:A:55:SER:O	2:B:84:GLN:H	18	1.71
(1,33)	1:A:55:SER:O	2:B:84:GLN:HA	18	1.71
(1,33)	1:A:55:SER:O	2:B:84:GLN:HB2	18	1.71
(1,33)	1:A:55:SER:O	2:B:84:GLN:HB3	18	1.71
(1,33)	1:A:55:SER:O	2:B:84:GLN:HE21	18	1.71
(1,33)	1:A:55:SER:O	2:B:84:GLN:HE22	18	1.71
(1,33)	1:A:55:SER:O	2:B:84:GLN:HG2	18	1.71
(1,33)	1:A:55:SER:O	2:B:84:GLN:HG3	18	1.71
(1,33)	1:A:55:SER:O	2:B:84:GLN:N	18	1.71
(1,33)	1:A:55:SER:O	2:B:84:GLN:NE2	18	1.71
(1,33)	1:A:55:SER:O	2:B:84:GLN:O	18	1.71
(1,33)	1:A:55:SER:O	2:B:84:GLN:OE1	18	1.71
(1,33)	1:A:55:SER:O	2:B:97:THR:C	18	1.71
(1,33)	1:A:55:SER:O	2:B:97:THR:CA	18	1.71

*Continued on next page...*



*Continued from previous page...*

Key	Atom-1	Atom-2	Model ID	Violation (Å)
(1,33)	1:A:55:SER:O	2:B:97:THR:CB	18	1.71
(1,33)	1:A:55:SER:O	2:B:97:THR:CG2	18	1.71
(1,33)	1:A:55:SER:O	2:B:97:THR:H	18	1.71
(1,33)	1:A:55:SER:O	2:B:97:THR:HA	18	1.71
(1,33)	1:A:55:SER:O	2:B:97:THR:HB	18	1.71
(1,33)	1:A:55:SER:O	2:B:97:THR:HG1	18	1.71
(1,33)	1:A:55:SER:O	2:B:97:THR:HG21	18	1.71
(1,33)	1:A:55:SER:O	2:B:97:THR:HG22	18	1.71
(1,33)	1:A:55:SER:O	2:B:97:THR:HG23	18	1.71
(1,33)	1:A:55:SER:O	2:B:97:THR:N	18	1.71
(1,33)	1:A:55:SER:O	2:B:97:THR:O	18	1.71
(1,33)	1:A:55:SER:O	2:B:97:THR:OG1	18	1.71
(1,33)	1:A:55:SER:O	2:B:99:HIS:C	18	1.71
(1,33)	1:A:55:SER:O	2:B:99:HIS:CA	18	1.71
(1,33)	1:A:55:SER:O	2:B:99:HIS:CB	18	1.71
(1,33)	1:A:55:SER:O	2:B:99:HIS:CD2	18	1.71
(1,33)	1:A:55:SER:O	2:B:99:HIS:CE1	18	1.71
(1,33)	1:A:55:SER:O	2:B:99:HIS:CG	18	1.71
(1,33)	1:A:55:SER:O	2:B:99:HIS:H	18	1.71
(1,33)	1:A:55:SER:O	2:B:99:HIS:HA	18	1.71
(1,33)	1:A:55:SER:O	2:B:99:HIS:HB2	18	1.71
(1,33)	1:A:55:SER:O	2:B:99:HIS:HB3	18	1.71
(1,33)	1:A:55:SER:O	2:B:99:HIS:HD1	18	1.71
(1,33)	1:A:55:SER:O	2:B:99:HIS:HD2	18	1.71
(1,33)	1:A:55:SER:O	2:B:99:HIS:HE1	18	1.71
(1,33)	1:A:55:SER:O	2:B:99:HIS:HE2	18	1.71
(1,33)	1:A:55:SER:O	2:B:99:HIS:N	18	1.71
(1,33)	1:A:55:SER:O	2:B:99:HIS:ND1	18	1.71
(1,33)	1:A:55:SER:O	2:B:99:HIS:NE2	18	1.71
(1,33)	1:A:55:SER:O	2:B:99:HIS:O	18	1.71
(1,33)	1:A:55:SER:O	2:B:101:VAL:C	18	1.71
(1,33)	1:A:55:SER:O	2:B:101:VAL:CA	18	1.71
(1,33)	1:A:55:SER:O	2:B:101:VAL:CB	18	1.71
(1,33)	1:A:55:SER:O	2:B:101:VAL:CG1	18	1.71
(1,33)	1:A:55:SER:O	2:B:101:VAL:CG2	18	1.71
(1,33)	1:A:55:SER:O	2:B:101:VAL:H	18	1.71
(1,33)	1:A:55:SER:O	2:B:101:VAL:HA	18	1.71
(1,33)	1:A:55:SER:O	2:B:101:VAL:HB	18	1.71
(1,33)	1:A:55:SER:O	2:B:101:VAL:HG11	18	1.71
(1,33)	1:A:55:SER:O	2:B:101:VAL:HG12	18	1.71
(1,33)	1:A:55:SER:O	2:B:101:VAL:HG13	18	1.71
(1,33)	1:A:55:SER:O	2:B:101:VAL:HG21	18	1.71

*Continued on next page...*

*Continued from previous page...*

Key	Atom-1	Atom-2	Model ID	Violation (Å)
(1,33)	1:A:55:SER:O	2:B:101:VAL:HG22	18	1.71
(1,33)	1:A:55:SER:O	2:B:101:VAL:HG23	18	1.71
(1,33)	1:A:55:SER:O	2:B:101:VAL:N	18	1.71
(1,33)	1:A:55:SER:O	2:B:101:VAL:O	18	1.71
(1,33)	1:A:55:SER:OG	2:B:75:ILE:C	18	1.71
(1,33)	1:A:55:SER:OG	2:B:75:ILE:CA	18	1.71
(1,33)	1:A:55:SER:OG	2:B:75:ILE:CB	18	1.71
(1,33)	1:A:55:SER:OG	2:B:75:ILE:CD1	18	1.71
(1,33)	1:A:55:SER:OG	2:B:75:ILE:CG1	18	1.71
(1,33)	1:A:55:SER:OG	2:B:75:ILE:CG2	18	1.71
(1,33)	1:A:55:SER:OG	2:B:75:ILE:H	18	1.71
(1,33)	1:A:55:SER:OG	2:B:75:ILE:HA	18	1.71
(1,33)	1:A:55:SER:OG	2:B:75:ILE:HB	18	1.71
(1,33)	1:A:55:SER:OG	2:B:75:ILE:HD11	18	1.71
(1,33)	1:A:55:SER:OG	2:B:75:ILE:HD12	18	1.71
(1,33)	1:A:55:SER:OG	2:B:75:ILE:HD13	18	1.71
(1,33)	1:A:55:SER:OG	2:B:75:ILE:HG12	18	1.71
(1,33)	1:A:55:SER:OG	2:B:75:ILE:HG13	18	1.71
(1,33)	1:A:55:SER:OG	2:B:75:ILE:HG21	18	1.71
(1,33)	1:A:55:SER:OG	2:B:75:ILE:HG22	18	1.71
(1,33)	1:A:55:SER:OG	2:B:75:ILE:HG23	18	1.71
(1,33)	1:A:55:SER:OG	2:B:75:ILE:N	18	1.71
(1,33)	1:A:55:SER:OG	2:B:75:ILE:O	18	1.71
(1,33)	1:A:55:SER:OG	2:B:77:ALA:C	18	1.71
(1,33)	1:A:55:SER:OG	2:B:77:ALA:CA	18	1.71
(1,33)	1:A:55:SER:OG	2:B:77:ALA:CB	18	1.71
(1,33)	1:A:55:SER:OG	2:B:77:ALA:H	18	1.71
(1,33)	1:A:55:SER:OG	2:B:77:ALA:HA	18	1.71
(1,33)	1:A:55:SER:OG	2:B:77:ALA:HB1	18	1.71
(1,33)	1:A:55:SER:OG	2:B:77:ALA:HB2	18	1.71
(1,33)	1:A:55:SER:OG	2:B:77:ALA:HB3	18	1.71
(1,33)	1:A:55:SER:OG	2:B:77:ALA:N	18	1.71
(1,33)	1:A:55:SER:OG	2:B:77:ALA:O	18	1.71
(1,33)	1:A:55:SER:OG	2:B:78:GLY:C	18	1.71
(1,33)	1:A:55:SER:OG	2:B:78:GLY:CA	18	1.71
(1,33)	1:A:55:SER:OG	2:B:78:GLY:H	18	1.71
(1,33)	1:A:55:SER:OG	2:B:78:GLY:HA2	18	1.71
(1,33)	1:A:55:SER:OG	2:B:78:GLY:HA3	18	1.71
(1,33)	1:A:55:SER:OG	2:B:78:GLY:N	18	1.71
(1,33)	1:A:55:SER:OG	2:B:78:GLY:O	18	1.71
(1,33)	1:A:55:SER:OG	2:B:79:LYS:C	18	1.71
(1,33)	1:A:55:SER:OG	2:B:79:LYS:CA	18	1.71

*Continued on next page...*

*Continued from previous page...*

Key	Atom-1	Atom-2	Model ID	Violation (Å)
(1,33)	1:A:55:SER:OG	2:B:79:LYS:CB	18	1.71
(1,33)	1:A:55:SER:OG	2:B:79:LYS:CD	18	1.71
(1,33)	1:A:55:SER:OG	2:B:79:LYS:CE	18	1.71
(1,33)	1:A:55:SER:OG	2:B:79:LYS:CG	18	1.71
(1,33)	1:A:55:SER:OG	2:B:79:LYS:H	18	1.71
(1,33)	1:A:55:SER:OG	2:B:79:LYS:HA	18	1.71
(1,33)	1:A:55:SER:OG	2:B:79:LYS:HB2	18	1.71
(1,33)	1:A:55:SER:OG	2:B:79:LYS:HB3	18	1.71
(1,33)	1:A:55:SER:OG	2:B:79:LYS:HD2	18	1.71
(1,33)	1:A:55:SER:OG	2:B:79:LYS:HD3	18	1.71
(1,33)	1:A:55:SER:OG	2:B:79:LYS:HE2	18	1.71
(1,33)	1:A:55:SER:OG	2:B:79:LYS:HE3	18	1.71
(1,33)	1:A:55:SER:OG	2:B:79:LYS:HG2	18	1.71
(1,33)	1:A:55:SER:OG	2:B:79:LYS:HG3	18	1.71
(1,33)	1:A:55:SER:OG	2:B:79:LYS:HZ1	18	1.71
(1,33)	1:A:55:SER:OG	2:B:79:LYS:HZ2	18	1.71
(1,33)	1:A:55:SER:OG	2:B:79:LYS:HZ3	18	1.71
(1,33)	1:A:55:SER:OG	2:B:79:LYS:N	18	1.71
(1,33)	1:A:55:SER:OG	2:B:79:LYS:NZ	18	1.71
(1,33)	1:A:55:SER:OG	2:B:79:LYS:O	18	1.71
(1,33)	1:A:55:SER:OG	2:B:80:ILE:C	18	1.71
(1,33)	1:A:55:SER:OG	2:B:80:ILE:CA	18	1.71
(1,33)	1:A:55:SER:OG	2:B:80:ILE:CB	18	1.71
(1,33)	1:A:55:SER:OG	2:B:80:ILE:CD1	18	1.71
(1,33)	1:A:55:SER:OG	2:B:80:ILE:CG1	18	1.71
(1,33)	1:A:55:SER:OG	2:B:80:ILE:CG2	18	1.71
(1,33)	1:A:55:SER:OG	2:B:80:ILE:H	18	1.71
(1,33)	1:A:55:SER:OG	2:B:80:ILE:HA	18	1.71
(1,33)	1:A:55:SER:OG	2:B:80:ILE:HB	18	1.71
(1,33)	1:A:55:SER:OG	2:B:80:ILE:HD11	18	1.71
(1,33)	1:A:55:SER:OG	2:B:80:ILE:HD12	18	1.71
(1,33)	1:A:55:SER:OG	2:B:80:ILE:HD13	18	1.71
(1,33)	1:A:55:SER:OG	2:B:80:ILE:HG12	18	1.71
(1,33)	1:A:55:SER:OG	2:B:80:ILE:HG13	18	1.71
(1,33)	1:A:55:SER:OG	2:B:80:ILE:HG21	18	1.71
(1,33)	1:A:55:SER:OG	2:B:80:ILE:HG22	18	1.71
(1,33)	1:A:55:SER:OG	2:B:80:ILE:HG23	18	1.71
(1,33)	1:A:55:SER:OG	2:B:80:ILE:N	18	1.71
(1,33)	1:A:55:SER:OG	2:B:80:ILE:O	18	1.71
(1,33)	1:A:55:SER:OG	2:B:84:GLN:C	18	1.71
(1,33)	1:A:55:SER:OG	2:B:84:GLN:CA	18	1.71
(1,33)	1:A:55:SER:OG	2:B:84:GLN:CB	18	1.71

*Continued on next page...*

*Continued from previous page...*

Key	Atom-1	Atom-2	Model ID	Violation (Å)
(1,33)	1:A:55:SER:OG	2:B:84:GLN:CD	18	1.71
(1,33)	1:A:55:SER:OG	2:B:84:GLN:CG	18	1.71
(1,33)	1:A:55:SER:OG	2:B:84:GLN:H	18	1.71
(1,33)	1:A:55:SER:OG	2:B:84:GLN:HA	18	1.71
(1,33)	1:A:55:SER:OG	2:B:84:GLN:HB2	18	1.71
(1,33)	1:A:55:SER:OG	2:B:84:GLN:HB3	18	1.71
(1,33)	1:A:55:SER:OG	2:B:84:GLN:HE21	18	1.71
(1,33)	1:A:55:SER:OG	2:B:84:GLN:HE22	18	1.71
(1,33)	1:A:55:SER:OG	2:B:84:GLN:HG2	18	1.71
(1,33)	1:A:55:SER:OG	2:B:84:GLN:HG3	18	1.71
(1,33)	1:A:55:SER:OG	2:B:84:GLN:N	18	1.71
(1,33)	1:A:55:SER:OG	2:B:84:GLN:NE2	18	1.71
(1,33)	1:A:55:SER:OG	2:B:84:GLN:O	18	1.71
(1,33)	1:A:55:SER:OG	2:B:84:GLN:OE1	18	1.71
(1,33)	1:A:55:SER:OG	2:B:97:THR:C	18	1.71
(1,33)	1:A:55:SER:OG	2:B:97:THR:CA	18	1.71
(1,33)	1:A:55:SER:OG	2:B:97:THR:CB	18	1.71
(1,33)	1:A:55:SER:OG	2:B:97:THR:CG2	18	1.71
(1,33)	1:A:55:SER:OG	2:B:97:THR:H	18	1.71
(1,33)	1:A:55:SER:OG	2:B:97:THR:HA	18	1.71
(1,33)	1:A:55:SER:OG	2:B:97:THR:HB	18	1.71
(1,33)	1:A:55:SER:OG	2:B:97:THR:HG1	18	1.71
(1,33)	1:A:55:SER:OG	2:B:97:THR:HG21	18	1.71
(1,33)	1:A:55:SER:OG	2:B:97:THR:HG22	18	1.71
(1,33)	1:A:55:SER:OG	2:B:97:THR:HG23	18	1.71
(1,33)	1:A:55:SER:OG	2:B:97:THR:N	18	1.71
(1,33)	1:A:55:SER:OG	2:B:97:THR:O	18	1.71
(1,33)	1:A:55:SER:OG	2:B:97:THR:OG1	18	1.71
(1,33)	1:A:55:SER:OG	2:B:99:HIS:C	18	1.71
(1,33)	1:A:55:SER:OG	2:B:99:HIS:CA	18	1.71
(1,33)	1:A:55:SER:OG	2:B:99:HIS:CB	18	1.71
(1,33)	1:A:55:SER:OG	2:B:99:HIS:CD2	18	1.71
(1,33)	1:A:55:SER:OG	2:B:99:HIS:CE1	18	1.71
(1,33)	1:A:55:SER:OG	2:B:99:HIS:CG	18	1.71
(1,33)	1:A:55:SER:OG	2:B:99:HIS:H	18	1.71
(1,33)	1:A:55:SER:OG	2:B:99:HIS:HA	18	1.71
(1,33)	1:A:55:SER:OG	2:B:99:HIS:HB2	18	1.71
(1,33)	1:A:55:SER:OG	2:B:99:HIS:HB3	18	1.71
(1,33)	1:A:55:SER:OG	2:B:99:HIS:HD1	18	1.71
(1,33)	1:A:55:SER:OG	2:B:99:HIS:HD2	18	1.71
(1,33)	1:A:55:SER:OG	2:B:99:HIS:HE1	18	1.71
(1,33)	1:A:55:SER:OG	2:B:99:HIS:HE2	18	1.71

*Continued on next page...*

*Continued from previous page...*

Key	Atom-1	Atom-2	Model ID	Violation (Å)
(1,33)	1:A:55:SER:OG	2:B:99:HIS:N	18	1.71
(1,33)	1:A:55:SER:OG	2:B:99:HIS:ND1	18	1.71
(1,33)	1:A:55:SER:OG	2:B:99:HIS:NE2	18	1.71
(1,33)	1:A:55:SER:OG	2:B:99:HIS:O	18	1.71
(1,33)	1:A:55:SER:OG	2:B:101:VAL:C	18	1.71
(1,33)	1:A:55:SER:OG	2:B:101:VAL:CA	18	1.71
(1,33)	1:A:55:SER:OG	2:B:101:VAL:CB	18	1.71
(1,33)	1:A:55:SER:OG	2:B:101:VAL:CG1	18	1.71
(1,33)	1:A:55:SER:OG	2:B:101:VAL:CG2	18	1.71
(1,33)	1:A:55:SER:OG	2:B:101:VAL:H	18	1.71
(1,33)	1:A:55:SER:OG	2:B:101:VAL:HA	18	1.71
(1,33)	1:A:55:SER:OG	2:B:101:VAL:HB	18	1.71
(1,33)	1:A:55:SER:OG	2:B:101:VAL:HG11	18	1.71
(1,33)	1:A:55:SER:OG	2:B:101:VAL:HG12	18	1.71
(1,33)	1:A:55:SER:OG	2:B:101:VAL:HG13	18	1.71
(1,33)	1:A:55:SER:OG	2:B:101:VAL:HG21	18	1.71
(1,33)	1:A:55:SER:OG	2:B:101:VAL:HG22	18	1.71
(1,33)	1:A:55:SER:OG	2:B:101:VAL:HG23	18	1.71
(1,33)	1:A:55:SER:OG	2:B:101:VAL:N	18	1.71
(1,33)	1:A:55:SER:OG	2:B:101:VAL:O	18	1.71
(1,33)	1:A:55:SER:C	2:B:75:ILE:C	14	1.68
(1,33)	1:A:55:SER:C	2:B:75:ILE:CA	14	1.68
(1,33)	1:A:55:SER:C	2:B:75:ILE:CB	14	1.68
(1,33)	1:A:55:SER:C	2:B:75:ILE:CD1	14	1.68
(1,33)	1:A:55:SER:C	2:B:75:ILE:CG1	14	1.68
(1,33)	1:A:55:SER:C	2:B:75:ILE:CG2	14	1.68
(1,33)	1:A:55:SER:C	2:B:75:ILE:H	14	1.68
(1,33)	1:A:55:SER:C	2:B:75:ILE:HA	14	1.68
(1,33)	1:A:55:SER:C	2:B:75:ILE:HB	14	1.68
(1,33)	1:A:55:SER:C	2:B:75:ILE:HD11	14	1.68
(1,33)	1:A:55:SER:C	2:B:75:ILE:HD12	14	1.68
(1,33)	1:A:55:SER:C	2:B:75:ILE:HD13	14	1.68
(1,33)	1:A:55:SER:C	2:B:75:ILE:HG12	14	1.68
(1,33)	1:A:55:SER:C	2:B:75:ILE:HG13	14	1.68
(1,33)	1:A:55:SER:C	2:B:75:ILE:HG21	14	1.68
(1,33)	1:A:55:SER:C	2:B:75:ILE:HG22	14	1.68
(1,33)	1:A:55:SER:C	2:B:75:ILE:HG23	14	1.68
(1,33)	1:A:55:SER:C	2:B:75:ILE:N	14	1.68
(1,33)	1:A:55:SER:C	2:B:75:ILE:O	14	1.68
(1,33)	1:A:55:SER:C	2:B:77:ALA:C	14	1.68
(1,33)	1:A:55:SER:C	2:B:77:ALA:CA	14	1.68
(1,33)	1:A:55:SER:C	2:B:77:ALA:CB	14	1.68

*Continued on next page...*

*Continued from previous page...*

Key	Atom-1	Atom-2	Model ID	Violation (Å)
(1,33)	1:A:55:SER:C	2:B:77:ALA:H	14	1.68
(1,33)	1:A:55:SER:C	2:B:77:ALA:HA	14	1.68
(1,33)	1:A:55:SER:C	2:B:77:ALA:HB1	14	1.68
(1,33)	1:A:55:SER:C	2:B:77:ALA:HB2	14	1.68
(1,33)	1:A:55:SER:C	2:B:77:ALA:HB3	14	1.68
(1,33)	1:A:55:SER:C	2:B:77:ALA:N	14	1.68
(1,33)	1:A:55:SER:C	2:B:77:ALA:O	14	1.68
(1,33)	1:A:55:SER:C	2:B:78:GLY:C	14	1.68
(1,33)	1:A:55:SER:C	2:B:78:GLY:CA	14	1.68
(1,33)	1:A:55:SER:C	2:B:78:GLY:H	14	1.68
(1,33)	1:A:55:SER:C	2:B:78:GLY:HA2	14	1.68
(1,33)	1:A:55:SER:C	2:B:78:GLY:HA3	14	1.68
(1,33)	1:A:55:SER:C	2:B:78:GLY:N	14	1.68
(1,33)	1:A:55:SER:C	2:B:78:GLY:O	14	1.68
(1,33)	1:A:55:SER:C	2:B:79:LYS:C	14	1.68
(1,33)	1:A:55:SER:C	2:B:79:LYS:CA	14	1.68
(1,33)	1:A:55:SER:C	2:B:79:LYS:CB	14	1.68
(1,33)	1:A:55:SER:C	2:B:79:LYS:CD	14	1.68
(1,33)	1:A:55:SER:C	2:B:79:LYS:CE	14	1.68
(1,33)	1:A:55:SER:C	2:B:79:LYS:CG	14	1.68
(1,33)	1:A:55:SER:C	2:B:79:LYS:H	14	1.68
(1,33)	1:A:55:SER:C	2:B:79:LYS:HA	14	1.68
(1,33)	1:A:55:SER:C	2:B:79:LYS:HB2	14	1.68
(1,33)	1:A:55:SER:C	2:B:79:LYS:HB3	14	1.68
(1,33)	1:A:55:SER:C	2:B:79:LYS:HD2	14	1.68
(1,33)	1:A:55:SER:C	2:B:79:LYS:HD3	14	1.68
(1,33)	1:A:55:SER:C	2:B:79:LYS:HE2	14	1.68
(1,33)	1:A:55:SER:C	2:B:79:LYS:HE3	14	1.68
(1,33)	1:A:55:SER:C	2:B:79:LYS:HG2	14	1.68
(1,33)	1:A:55:SER:C	2:B:79:LYS:HG3	14	1.68
(1,33)	1:A:55:SER:C	2:B:79:LYS:HZ1	14	1.68
(1,33)	1:A:55:SER:C	2:B:79:LYS:HZ2	14	1.68
(1,33)	1:A:55:SER:C	2:B:79:LYS:HZ3	14	1.68
(1,33)	1:A:55:SER:C	2:B:79:LYS:N	14	1.68
(1,33)	1:A:55:SER:C	2:B:79:LYS:NZ	14	1.68
(1,33)	1:A:55:SER:C	2:B:79:LYS:O	14	1.68
(1,33)	1:A:55:SER:C	2:B:80:ILE:C	14	1.68
(1,33)	1:A:55:SER:C	2:B:80:ILE:CA	14	1.68
(1,33)	1:A:55:SER:C	2:B:80:ILE:CB	14	1.68
(1,33)	1:A:55:SER:C	2:B:80:ILE:CD1	14	1.68
(1,33)	1:A:55:SER:C	2:B:80:ILE:CG1	14	1.68
(1,33)	1:A:55:SER:C	2:B:80:ILE:CG2	14	1.68

*Continued on next page...*

*Continued from previous page...*

Key	Atom-1	Atom-2	Model ID	Violation (Å)
(1,33)	1:A:55:SER:C	2:B:80:ILE:H	14	1.68
(1,33)	1:A:55:SER:C	2:B:80:ILE:HA	14	1.68
(1,33)	1:A:55:SER:C	2:B:80:ILE:HB	14	1.68
(1,33)	1:A:55:SER:C	2:B:80:ILE:HD11	14	1.68
(1,33)	1:A:55:SER:C	2:B:80:ILE:HD12	14	1.68
(1,33)	1:A:55:SER:C	2:B:80:ILE:HD13	14	1.68
(1,33)	1:A:55:SER:C	2:B:80:ILE:HG12	14	1.68
(1,33)	1:A:55:SER:C	2:B:80:ILE:HG13	14	1.68
(1,33)	1:A:55:SER:C	2:B:80:ILE:HG21	14	1.68
(1,33)	1:A:55:SER:C	2:B:80:ILE:HG22	14	1.68
(1,33)	1:A:55:SER:C	2:B:80:ILE:HG23	14	1.68
(1,33)	1:A:55:SER:C	2:B:80:ILE:N	14	1.68
(1,33)	1:A:55:SER:C	2:B:80:ILE:O	14	1.68
(1,33)	1:A:55:SER:C	2:B:84:GLN:C	14	1.68
(1,33)	1:A:55:SER:C	2:B:84:GLN:CA	14	1.68
(1,33)	1:A:55:SER:C	2:B:84:GLN:CB	14	1.68
(1,33)	1:A:55:SER:C	2:B:84:GLN:CD	14	1.68
(1,33)	1:A:55:SER:C	2:B:84:GLN:CG	14	1.68
(1,33)	1:A:55:SER:C	2:B:84:GLN:H	14	1.68
(1,33)	1:A:55:SER:C	2:B:84:GLN:HA	14	1.68
(1,33)	1:A:55:SER:C	2:B:84:GLN:HB2	14	1.68
(1,33)	1:A:55:SER:C	2:B:84:GLN:HB3	14	1.68
(1,33)	1:A:55:SER:C	2:B:84:GLN:HE21	14	1.68
(1,33)	1:A:55:SER:C	2:B:84:GLN:HE22	14	1.68
(1,33)	1:A:55:SER:C	2:B:84:GLN:HG2	14	1.68
(1,33)	1:A:55:SER:C	2:B:84:GLN:HG3	14	1.68
(1,33)	1:A:55:SER:C	2:B:84:GLN:N	14	1.68
(1,33)	1:A:55:SER:C	2:B:84:GLN:NE2	14	1.68
(1,33)	1:A:55:SER:C	2:B:84:GLN:O	14	1.68
(1,33)	1:A:55:SER:C	2:B:84:GLN:OE1	14	1.68
(1,33)	1:A:55:SER:C	2:B:97:THR:C	14	1.68
(1,33)	1:A:55:SER:C	2:B:97:THR:CA	14	1.68
(1,33)	1:A:55:SER:C	2:B:97:THR:CB	14	1.68
(1,33)	1:A:55:SER:C	2:B:97:THR:CG2	14	1.68
(1,33)	1:A:55:SER:C	2:B:97:THR:H	14	1.68
(1,33)	1:A:55:SER:C	2:B:97:THR:HA	14	1.68
(1,33)	1:A:55:SER:C	2:B:97:THR:HB	14	1.68
(1,33)	1:A:55:SER:C	2:B:97:THR:HG1	14	1.68
(1,33)	1:A:55:SER:C	2:B:97:THR:HG21	14	1.68
(1,33)	1:A:55:SER:C	2:B:97:THR:HG22	14	1.68
(1,33)	1:A:55:SER:C	2:B:97:THR:HG23	14	1.68
(1,33)	1:A:55:SER:C	2:B:97:THR:N	14	1.68

*Continued on next page...*

*Continued from previous page...*

Key	Atom-1	Atom-2	Model ID	Violation (Å)
(1,33)	1:A:55:SER:C	2:B:97:THR:O	14	1.68
(1,33)	1:A:55:SER:C	2:B:97:THR:OG1	14	1.68
(1,33)	1:A:55:SER:C	2:B:99:HIS:C	14	1.68
(1,33)	1:A:55:SER:C	2:B:99:HIS:CA	14	1.68
(1,33)	1:A:55:SER:C	2:B:99:HIS:CB	14	1.68
(1,33)	1:A:55:SER:C	2:B:99:HIS:CD2	14	1.68
(1,33)	1:A:55:SER:C	2:B:99:HIS:CE1	14	1.68
(1,33)	1:A:55:SER:C	2:B:99:HIS:CG	14	1.68
(1,33)	1:A:55:SER:C	2:B:99:HIS:H	14	1.68
(1,33)	1:A:55:SER:C	2:B:99:HIS:HA	14	1.68
(1,33)	1:A:55:SER:C	2:B:99:HIS:HB2	14	1.68
(1,33)	1:A:55:SER:C	2:B:99:HIS:HB3	14	1.68
(1,33)	1:A:55:SER:C	2:B:99:HIS:HD1	14	1.68
(1,33)	1:A:55:SER:C	2:B:99:HIS:HD2	14	1.68
(1,33)	1:A:55:SER:C	2:B:99:HIS:HE1	14	1.68
(1,33)	1:A:55:SER:C	2:B:99:HIS:HE2	14	1.68
(1,33)	1:A:55:SER:C	2:B:99:HIS:N	14	1.68
(1,33)	1:A:55:SER:C	2:B:99:HIS:ND1	14	1.68
(1,33)	1:A:55:SER:C	2:B:99:HIS:NE2	14	1.68
(1,33)	1:A:55:SER:C	2:B:99:HIS:O	14	1.68
(1,33)	1:A:55:SER:C	2:B:101:VAL:C	14	1.68
(1,33)	1:A:55:SER:C	2:B:101:VAL:CA	14	1.68
(1,33)	1:A:55:SER:C	2:B:101:VAL:CB	14	1.68
(1,33)	1:A:55:SER:C	2:B:101:VAL:CG1	14	1.68
(1,33)	1:A:55:SER:C	2:B:101:VAL:CG2	14	1.68
(1,33)	1:A:55:SER:C	2:B:101:VAL:H	14	1.68
(1,33)	1:A:55:SER:C	2:B:101:VAL:HA	14	1.68
(1,33)	1:A:55:SER:C	2:B:101:VAL:HB	14	1.68
(1,33)	1:A:55:SER:C	2:B:101:VAL:HG11	14	1.68
(1,33)	1:A:55:SER:C	2:B:101:VAL:HG12	14	1.68
(1,33)	1:A:55:SER:C	2:B:101:VAL:HG13	14	1.68
(1,33)	1:A:55:SER:C	2:B:101:VAL:HG21	14	1.68
(1,33)	1:A:55:SER:C	2:B:101:VAL:HG22	14	1.68
(1,33)	1:A:55:SER:C	2:B:101:VAL:HG23	14	1.68
(1,33)	1:A:55:SER:C	2:B:101:VAL:N	14	1.68
(1,33)	1:A:55:SER:C	2:B:101:VAL:O	14	1.68
(1,33)	1:A:55:SER:CA	2:B:75:ILE:C	14	1.68
(1,33)	1:A:55:SER:CA	2:B:75:ILE:CA	14	1.68
(1,33)	1:A:55:SER:CA	2:B:75:ILE:CB	14	1.68
(1,33)	1:A:55:SER:CA	2:B:75:ILE:CD1	14	1.68
(1,33)	1:A:55:SER:CA	2:B:75:ILE:CG1	14	1.68
(1,33)	1:A:55:SER:CA	2:B:75:ILE:CG2	14	1.68

*Continued on next page...*



*Continued from previous page...*

Key	Atom-1	Atom-2	Model ID	Violation (Å)
(1,33)	1:A:55:SER:CA	2:B:75:ILE:H	14	1.68
(1,33)	1:A:55:SER:CA	2:B:75:ILE:HA	14	1.68
(1,33)	1:A:55:SER:CA	2:B:75:ILE:HB	14	1.68
(1,33)	1:A:55:SER:CA	2:B:75:ILE:HD11	14	1.68
(1,33)	1:A:55:SER:CA	2:B:75:ILE:HD12	14	1.68
(1,33)	1:A:55:SER:CA	2:B:75:ILE:HD13	14	1.68
(1,33)	1:A:55:SER:CA	2:B:75:ILE:HG12	14	1.68
(1,33)	1:A:55:SER:CA	2:B:75:ILE:HG13	14	1.68
(1,33)	1:A:55:SER:CA	2:B:75:ILE:HG21	14	1.68
(1,33)	1:A:55:SER:CA	2:B:75:ILE:HG22	14	1.68
(1,33)	1:A:55:SER:CA	2:B:75:ILE:HG23	14	1.68
(1,33)	1:A:55:SER:CA	2:B:75:ILE:N	14	1.68
(1,33)	1:A:55:SER:CA	2:B:75:ILE:O	14	1.68
(1,33)	1:A:55:SER:CA	2:B:77:ALA:C	14	1.68
(1,33)	1:A:55:SER:CA	2:B:77:ALA:CA	14	1.68
(1,33)	1:A:55:SER:CA	2:B:77:ALA:CB	14	1.68
(1,33)	1:A:55:SER:CA	2:B:77:ALA:H	14	1.68
(1,33)	1:A:55:SER:CA	2:B:77:ALA:HA	14	1.68
(1,33)	1:A:55:SER:CA	2:B:77:ALA:HB1	14	1.68
(1,33)	1:A:55:SER:CA	2:B:77:ALA:HB2	14	1.68
(1,33)	1:A:55:SER:CA	2:B:77:ALA:HB3	14	1.68
(1,33)	1:A:55:SER:CA	2:B:77:ALA:N	14	1.68
(1,33)	1:A:55:SER:CA	2:B:77:ALA:O	14	1.68
(1,33)	1:A:55:SER:CA	2:B:78:GLY:C	14	1.68
(1,33)	1:A:55:SER:CA	2:B:78:GLY:CA	14	1.68
(1,33)	1:A:55:SER:CA	2:B:78:GLY:H	14	1.68
(1,33)	1:A:55:SER:CA	2:B:78:GLY:HA2	14	1.68
(1,33)	1:A:55:SER:CA	2:B:78:GLY:HA3	14	1.68
(1,33)	1:A:55:SER:CA	2:B:78:GLY:N	14	1.68
(1,33)	1:A:55:SER:CA	2:B:78:GLY:O	14	1.68
(1,33)	1:A:55:SER:CA	2:B:79:LYS:C	14	1.68
(1,33)	1:A:55:SER:CA	2:B:79:LYS:CA	14	1.68
(1,33)	1:A:55:SER:CA	2:B:79:LYS:CB	14	1.68
(1,33)	1:A:55:SER:CA	2:B:79:LYS:CD	14	1.68
(1,33)	1:A:55:SER:CA	2:B:79:LYS:CE	14	1.68
(1,33)	1:A:55:SER:CA	2:B:79:LYS:CG	14	1.68
(1,33)	1:A:55:SER:CA	2:B:79:LYS:H	14	1.68
(1,33)	1:A:55:SER:CA	2:B:79:LYS:HA	14	1.68
(1,33)	1:A:55:SER:CA	2:B:79:LYS:HB2	14	1.68
(1,33)	1:A:55:SER:CA	2:B:79:LYS:HB3	14	1.68
(1,33)	1:A:55:SER:CA	2:B:79:LYS:HD2	14	1.68
(1,33)	1:A:55:SER:CA	2:B:79:LYS:HD3	14	1.68

*Continued on next page...*

*Continued from previous page...*

Key	Atom-1	Atom-2	Model ID	Violation (Å)
(1,33)	1:A:55:SER:CA	2:B:79:LYS:HE2	14	1.68
(1,33)	1:A:55:SER:CA	2:B:79:LYS:HE3	14	1.68
(1,33)	1:A:55:SER:CA	2:B:79:LYS:HG2	14	1.68
(1,33)	1:A:55:SER:CA	2:B:79:LYS:HG3	14	1.68
(1,33)	1:A:55:SER:CA	2:B:79:LYS:HZ1	14	1.68
(1,33)	1:A:55:SER:CA	2:B:79:LYS:HZ2	14	1.68
(1,33)	1:A:55:SER:CA	2:B:79:LYS:HZ3	14	1.68
(1,33)	1:A:55:SER:CA	2:B:79:LYS:N	14	1.68
(1,33)	1:A:55:SER:CA	2:B:79:LYS:NZ	14	1.68
(1,33)	1:A:55:SER:CA	2:B:79:LYS:O	14	1.68
(1,33)	1:A:55:SER:CA	2:B:80:ILE:C	14	1.68
(1,33)	1:A:55:SER:CA	2:B:80:ILE:CA	14	1.68
(1,33)	1:A:55:SER:CA	2:B:80:ILE:CB	14	1.68
(1,33)	1:A:55:SER:CA	2:B:80:ILE:CD1	14	1.68
(1,33)	1:A:55:SER:CA	2:B:80:ILE:CG1	14	1.68
(1,33)	1:A:55:SER:CA	2:B:80:ILE:CG2	14	1.68
(1,33)	1:A:55:SER:CA	2:B:80:ILE:H	14	1.68
(1,33)	1:A:55:SER:CA	2:B:80:ILE:HA	14	1.68
(1,33)	1:A:55:SER:CA	2:B:80:ILE:HB	14	1.68
(1,33)	1:A:55:SER:CA	2:B:80:ILE:HD11	14	1.68
(1,33)	1:A:55:SER:CA	2:B:80:ILE:HD12	14	1.68
(1,33)	1:A:55:SER:CA	2:B:80:ILE:HD13	14	1.68
(1,33)	1:A:55:SER:CA	2:B:80:ILE:HG12	14	1.68
(1,33)	1:A:55:SER:CA	2:B:80:ILE:HG13	14	1.68
(1,33)	1:A:55:SER:CA	2:B:80:ILE:HG21	14	1.68
(1,33)	1:A:55:SER:CA	2:B:80:ILE:HG22	14	1.68
(1,33)	1:A:55:SER:CA	2:B:80:ILE:HG23	14	1.68
(1,33)	1:A:55:SER:CA	2:B:80:ILE:N	14	1.68
(1,33)	1:A:55:SER:CA	2:B:80:ILE:O	14	1.68
(1,33)	1:A:55:SER:CA	2:B:84:GLN:C	14	1.68
(1,33)	1:A:55:SER:CA	2:B:84:GLN:CA	14	1.68
(1,33)	1:A:55:SER:CA	2:B:84:GLN:CB	14	1.68
(1,33)	1:A:55:SER:CA	2:B:84:GLN:CD	14	1.68
(1,33)	1:A:55:SER:CA	2:B:84:GLN:CG	14	1.68
(1,33)	1:A:55:SER:CA	2:B:84:GLN:H	14	1.68
(1,33)	1:A:55:SER:CA	2:B:84:GLN:HA	14	1.68
(1,33)	1:A:55:SER:CA	2:B:84:GLN:HB2	14	1.68
(1,33)	1:A:55:SER:CA	2:B:84:GLN:HB3	14	1.68
(1,33)	1:A:55:SER:CA	2:B:84:GLN:HE21	14	1.68
(1,33)	1:A:55:SER:CA	2:B:84:GLN:HE22	14	1.68
(1,33)	1:A:55:SER:CA	2:B:84:GLN:HG2	14	1.68
(1,33)	1:A:55:SER:CA	2:B:84:GLN:HG3	14	1.68

*Continued on next page...*

*Continued from previous page...*

Key	Atom-1	Atom-2	Model ID	Violation (Å)
(1,33)	1:A:55:SER:CA	2:B:84:GLN:N	14	1.68
(1,33)	1:A:55:SER:CA	2:B:84:GLN:NE2	14	1.68
(1,33)	1:A:55:SER:CA	2:B:84:GLN:O	14	1.68
(1,33)	1:A:55:SER:CA	2:B:84:GLN:OE1	14	1.68
(1,33)	1:A:55:SER:CA	2:B:97:THR:C	14	1.68
(1,33)	1:A:55:SER:CA	2:B:97:THR:CA	14	1.68
(1,33)	1:A:55:SER:CA	2:B:97:THR:CB	14	1.68
(1,33)	1:A:55:SER:CA	2:B:97:THR:CG2	14	1.68
(1,33)	1:A:55:SER:CA	2:B:97:THR:H	14	1.68
(1,33)	1:A:55:SER:CA	2:B:97:THR:HA	14	1.68
(1,33)	1:A:55:SER:CA	2:B:97:THR:HB	14	1.68
(1,33)	1:A:55:SER:CA	2:B:97:THR:HG1	14	1.68
(1,33)	1:A:55:SER:CA	2:B:97:THR:HG21	14	1.68
(1,33)	1:A:55:SER:CA	2:B:97:THR:HG22	14	1.68
(1,33)	1:A:55:SER:CA	2:B:97:THR:HG23	14	1.68
(1,33)	1:A:55:SER:CA	2:B:97:THR:N	14	1.68
(1,33)	1:A:55:SER:CA	2:B:97:THR:O	14	1.68
(1,33)	1:A:55:SER:CA	2:B:97:THR:OG1	14	1.68
(1,33)	1:A:55:SER:CA	2:B:99:HIS:C	14	1.68
(1,33)	1:A:55:SER:CA	2:B:99:HIS:CA	14	1.68
(1,33)	1:A:55:SER:CA	2:B:99:HIS:CB	14	1.68
(1,33)	1:A:55:SER:CA	2:B:99:HIS:CD2	14	1.68
(1,33)	1:A:55:SER:CA	2:B:99:HIS:CE1	14	1.68
(1,33)	1:A:55:SER:CA	2:B:99:HIS:CG	14	1.68
(1,33)	1:A:55:SER:CA	2:B:99:HIS:H	14	1.68
(1,33)	1:A:55:SER:CA	2:B:99:HIS:HA	14	1.68
(1,33)	1:A:55:SER:CA	2:B:99:HIS:HB2	14	1.68
(1,33)	1:A:55:SER:CA	2:B:99:HIS:HB3	14	1.68
(1,33)	1:A:55:SER:CA	2:B:99:HIS:HD1	14	1.68
(1,33)	1:A:55:SER:CA	2:B:99:HIS:HD2	14	1.68
(1,33)	1:A:55:SER:CA	2:B:99:HIS:HE1	14	1.68
(1,33)	1:A:55:SER:CA	2:B:99:HIS:HE2	14	1.68
(1,33)	1:A:55:SER:CA	2:B:99:HIS:N	14	1.68
(1,33)	1:A:55:SER:CA	2:B:99:HIS:ND1	14	1.68
(1,33)	1:A:55:SER:CA	2:B:99:HIS:NE2	14	1.68
(1,33)	1:A:55:SER:CA	2:B:99:HIS:O	14	1.68
(1,33)	1:A:55:SER:CA	2:B:101:VAL:C	14	1.68
(1,33)	1:A:55:SER:CA	2:B:101:VAL:CA	14	1.68
(1,33)	1:A:55:SER:CA	2:B:101:VAL:CB	14	1.68
(1,33)	1:A:55:SER:CA	2:B:101:VAL:CG1	14	1.68
(1,33)	1:A:55:SER:CA	2:B:101:VAL:CG2	14	1.68
(1,33)	1:A:55:SER:CA	2:B:101:VAL:H	14	1.68

*Continued on next page...*

*Continued from previous page...*

Key	Atom-1	Atom-2	Model ID	Violation (Å)
(1,33)	1:A:55:SER:CA	2:B:101:VAL:HA	14	1.68
(1,33)	1:A:55:SER:CA	2:B:101:VAL:HB	14	1.68
(1,33)	1:A:55:SER:CA	2:B:101:VAL:HG11	14	1.68
(1,33)	1:A:55:SER:CA	2:B:101:VAL:HG12	14	1.68
(1,33)	1:A:55:SER:CA	2:B:101:VAL:HG13	14	1.68
(1,33)	1:A:55:SER:CA	2:B:101:VAL:HG21	14	1.68
(1,33)	1:A:55:SER:CA	2:B:101:VAL:HG22	14	1.68
(1,33)	1:A:55:SER:CA	2:B:101:VAL:HG23	14	1.68
(1,33)	1:A:55:SER:CA	2:B:101:VAL:N	14	1.68
(1,33)	1:A:55:SER:CA	2:B:101:VAL:O	14	1.68
(1,33)	1:A:55:SER:CB	2:B:75:ILE:C	14	1.68
(1,33)	1:A:55:SER:CB	2:B:75:ILE:CA	14	1.68
(1,33)	1:A:55:SER:CB	2:B:75:ILE:CB	14	1.68
(1,33)	1:A:55:SER:CB	2:B:75:ILE:CD1	14	1.68
(1,33)	1:A:55:SER:CB	2:B:75:ILE:CG1	14	1.68
(1,33)	1:A:55:SER:CB	2:B:75:ILE:CG2	14	1.68
(1,33)	1:A:55:SER:CB	2:B:75:ILE:H	14	1.68
(1,33)	1:A:55:SER:CB	2:B:75:ILE:HA	14	1.68
(1,33)	1:A:55:SER:CB	2:B:75:ILE:HB	14	1.68
(1,33)	1:A:55:SER:CB	2:B:75:ILE:HD11	14	1.68
(1,33)	1:A:55:SER:CB	2:B:75:ILE:HD12	14	1.68
(1,33)	1:A:55:SER:CB	2:B:75:ILE:HD13	14	1.68
(1,33)	1:A:55:SER:CB	2:B:75:ILE:HG12	14	1.68
(1,33)	1:A:55:SER:CB	2:B:75:ILE:HG13	14	1.68
(1,33)	1:A:55:SER:CB	2:B:75:ILE:HG21	14	1.68
(1,33)	1:A:55:SER:CB	2:B:75:ILE:HG22	14	1.68
(1,33)	1:A:55:SER:CB	2:B:75:ILE:HG23	14	1.68
(1,33)	1:A:55:SER:CB	2:B:75:ILE:N	14	1.68
(1,33)	1:A:55:SER:CB	2:B:75:ILE:O	14	1.68
(1,33)	1:A:55:SER:CB	2:B:77:ALA:C	14	1.68
(1,33)	1:A:55:SER:CB	2:B:77:ALA:CA	14	1.68
(1,33)	1:A:55:SER:CB	2:B:77:ALA:CB	14	1.68
(1,33)	1:A:55:SER:CB	2:B:77:ALA:H	14	1.68
(1,33)	1:A:55:SER:CB	2:B:77:ALA:HA	14	1.68
(1,33)	1:A:55:SER:CB	2:B:77:ALA:HB1	14	1.68
(1,33)	1:A:55:SER:CB	2:B:77:ALA:HB2	14	1.68
(1,33)	1:A:55:SER:CB	2:B:77:ALA:HB3	14	1.68
(1,33)	1:A:55:SER:CB	2:B:77:ALA:N	14	1.68
(1,33)	1:A:55:SER:CB	2:B:77:ALA:O	14	1.68
(1,33)	1:A:55:SER:CB	2:B:78:GLY:C	14	1.68
(1,33)	1:A:55:SER:CB	2:B:78:GLY:CA	14	1.68
(1,33)	1:A:55:SER:CB	2:B:78:GLY:H	14	1.68

*Continued on next page...*

*Continued from previous page...*

Key	Atom-1	Atom-2	Model ID	Violation (Å)
(1,33)	1:A:55:SER:CB	2:B:78:GLY:HA2	14	1.68
(1,33)	1:A:55:SER:CB	2:B:78:GLY:HA3	14	1.68
(1,33)	1:A:55:SER:CB	2:B:78:GLY:N	14	1.68
(1,33)	1:A:55:SER:CB	2:B:78:GLY:O	14	1.68
(1,33)	1:A:55:SER:CB	2:B:79:LYS:C	14	1.68
(1,33)	1:A:55:SER:CB	2:B:79:LYS:CA	14	1.68
(1,33)	1:A:55:SER:CB	2:B:79:LYS:CB	14	1.68
(1,33)	1:A:55:SER:CB	2:B:79:LYS:CD	14	1.68
(1,33)	1:A:55:SER:CB	2:B:79:LYS:CE	14	1.68
(1,33)	1:A:55:SER:CB	2:B:79:LYS:CG	14	1.68
(1,33)	1:A:55:SER:CB	2:B:79:LYS:H	14	1.68
(1,33)	1:A:55:SER:CB	2:B:79:LYS:HA	14	1.68
(1,33)	1:A:55:SER:CB	2:B:79:LYS:HB2	14	1.68
(1,33)	1:A:55:SER:CB	2:B:79:LYS:HB3	14	1.68
(1,33)	1:A:55:SER:CB	2:B:79:LYS:HD2	14	1.68
(1,33)	1:A:55:SER:CB	2:B:79:LYS:HD3	14	1.68
(1,33)	1:A:55:SER:CB	2:B:79:LYS:HE2	14	1.68
(1,33)	1:A:55:SER:CB	2:B:79:LYS:HE3	14	1.68
(1,33)	1:A:55:SER:CB	2:B:79:LYS:HG2	14	1.68
(1,33)	1:A:55:SER:CB	2:B:79:LYS:HG3	14	1.68
(1,33)	1:A:55:SER:CB	2:B:79:LYS:HZ1	14	1.68
(1,33)	1:A:55:SER:CB	2:B:79:LYS:HZ2	14	1.68
(1,33)	1:A:55:SER:CB	2:B:79:LYS:HZ3	14	1.68
(1,33)	1:A:55:SER:CB	2:B:79:LYS:N	14	1.68
(1,33)	1:A:55:SER:CB	2:B:79:LYS:NZ	14	1.68
(1,33)	1:A:55:SER:CB	2:B:80:ILE:C	14	1.68
(1,33)	1:A:55:SER:CB	2:B:80:ILE:CA	14	1.68
(1,33)	1:A:55:SER:CB	2:B:80:ILE:CB	14	1.68
(1,33)	1:A:55:SER:CB	2:B:80:ILE:CD1	14	1.68
(1,33)	1:A:55:SER:CB	2:B:80:ILE:CG1	14	1.68
(1,33)	1:A:55:SER:CB	2:B:80:ILE:CG2	14	1.68
(1,33)	1:A:55:SER:CB	2:B:80:ILE:H	14	1.68
(1,33)	1:A:55:SER:CB	2:B:80:ILE:HA	14	1.68
(1,33)	1:A:55:SER:CB	2:B:80:ILE:HB	14	1.68
(1,33)	1:A:55:SER:CB	2:B:80:ILE:HD11	14	1.68
(1,33)	1:A:55:SER:CB	2:B:80:ILE:HD12	14	1.68
(1,33)	1:A:55:SER:CB	2:B:80:ILE:HD13	14	1.68
(1,33)	1:A:55:SER:CB	2:B:80:ILE:HG12	14	1.68
(1,33)	1:A:55:SER:CB	2:B:80:ILE:HG13	14	1.68
(1,33)	1:A:55:SER:CB	2:B:80:ILE:HG21	14	1.68
(1,33)	1:A:55:SER:CB	2:B:80:ILE:HG22	14	1.68

*Continued on next page...*

*Continued from previous page...*

Key	Atom-1	Atom-2	Model ID	Violation (Å)
(1,33)	1:A:55:SER:CB	2:B:80:ILE:HG23	14	1.68
(1,33)	1:A:55:SER:CB	2:B:80:ILE:N	14	1.68
(1,33)	1:A:55:SER:CB	2:B:80:ILE:O	14	1.68
(1,33)	1:A:55:SER:CB	2:B:84:GLN:C	14	1.68
(1,33)	1:A:55:SER:CB	2:B:84:GLN:CA	14	1.68
(1,33)	1:A:55:SER:CB	2:B:84:GLN:CB	14	1.68
(1,33)	1:A:55:SER:CB	2:B:84:GLN:CD	14	1.68
(1,33)	1:A:55:SER:CB	2:B:84:GLN:CG	14	1.68
(1,33)	1:A:55:SER:CB	2:B:84:GLN:H	14	1.68
(1,33)	1:A:55:SER:CB	2:B:84:GLN:HA	14	1.68
(1,33)	1:A:55:SER:CB	2:B:84:GLN:HB2	14	1.68
(1,33)	1:A:55:SER:CB	2:B:84:GLN:HB3	14	1.68
(1,33)	1:A:55:SER:CB	2:B:84:GLN:HE21	14	1.68
(1,33)	1:A:55:SER:CB	2:B:84:GLN:HE22	14	1.68
(1,33)	1:A:55:SER:CB	2:B:84:GLN:HG2	14	1.68
(1,33)	1:A:55:SER:CB	2:B:84:GLN:HG3	14	1.68
(1,33)	1:A:55:SER:CB	2:B:84:GLN:N	14	1.68
(1,33)	1:A:55:SER:CB	2:B:84:GLN:NE2	14	1.68
(1,33)	1:A:55:SER:CB	2:B:84:GLN:O	14	1.68
(1,33)	1:A:55:SER:CB	2:B:84:GLN:OE1	14	1.68
(1,33)	1:A:55:SER:CB	2:B:97:THR:C	14	1.68
(1,33)	1:A:55:SER:CB	2:B:97:THR:CA	14	1.68
(1,33)	1:A:55:SER:CB	2:B:97:THR:CB	14	1.68
(1,33)	1:A:55:SER:CB	2:B:97:THR:CG2	14	1.68
(1,33)	1:A:55:SER:CB	2:B:97:THR:H	14	1.68
(1,33)	1:A:55:SER:CB	2:B:97:THR:HA	14	1.68
(1,33)	1:A:55:SER:CB	2:B:97:THR:HB	14	1.68
(1,33)	1:A:55:SER:CB	2:B:97:THR:HG1	14	1.68
(1,33)	1:A:55:SER:CB	2:B:97:THR:HG21	14	1.68
(1,33)	1:A:55:SER:CB	2:B:97:THR:HG22	14	1.68
(1,33)	1:A:55:SER:CB	2:B:97:THR:HG23	14	1.68
(1,33)	1:A:55:SER:CB	2:B:97:THR:N	14	1.68
(1,33)	1:A:55:SER:CB	2:B:97:THR:O	14	1.68
(1,33)	1:A:55:SER:CB	2:B:97:THR:OG1	14	1.68
(1,33)	1:A:55:SER:CB	2:B:99:HIS:C	14	1.68
(1,33)	1:A:55:SER:CB	2:B:99:HIS:CA	14	1.68
(1,33)	1:A:55:SER:CB	2:B:99:HIS:CB	14	1.68
(1,33)	1:A:55:SER:CB	2:B:99:HIS:CD2	14	1.68
(1,33)	1:A:55:SER:CB	2:B:99:HIS:CE1	14	1.68
(1,33)	1:A:55:SER:CB	2:B:99:HIS:CG	14	1.68
(1,33)	1:A:55:SER:CB	2:B:99:HIS:H	14	1.68
(1,33)	1:A:55:SER:CB	2:B:99:HIS:HA	14	1.68

*Continued on next page...*

*Continued from previous page...*

Key	Atom-1	Atom-2	Model ID	Violation (Å)
(1,33)	1:A:55:SER:CB	2:B:99:HIS:HB2	14	1.68
(1,33)	1:A:55:SER:CB	2:B:99:HIS:HB3	14	1.68
(1,33)	1:A:55:SER:CB	2:B:99:HIS:HD1	14	1.68
(1,33)	1:A:55:SER:CB	2:B:99:HIS:HD2	14	1.68
(1,33)	1:A:55:SER:CB	2:B:99:HIS:HE1	14	1.68
(1,33)	1:A:55:SER:CB	2:B:99:HIS:HE2	14	1.68
(1,33)	1:A:55:SER:CB	2:B:99:HIS:N	14	1.68
(1,33)	1:A:55:SER:CB	2:B:99:HIS:ND1	14	1.68
(1,33)	1:A:55:SER:CB	2:B:99:HIS:NE2	14	1.68
(1,33)	1:A:55:SER:CB	2:B:99:HIS:O	14	1.68
(1,33)	1:A:55:SER:CB	2:B:101:VAL:C	14	1.68
(1,33)	1:A:55:SER:CB	2:B:101:VAL:CA	14	1.68
(1,33)	1:A:55:SER:CB	2:B:101:VAL:CB	14	1.68
(1,33)	1:A:55:SER:CB	2:B:101:VAL:CG1	14	1.68
(1,33)	1:A:55:SER:CB	2:B:101:VAL:CG2	14	1.68
(1,33)	1:A:55:SER:CB	2:B:101:VAL:H	14	1.68
(1,33)	1:A:55:SER:CB	2:B:101:VAL:HA	14	1.68
(1,33)	1:A:55:SER:CB	2:B:101:VAL:HB	14	1.68
(1,33)	1:A:55:SER:CB	2:B:101:VAL:HG11	14	1.68
(1,33)	1:A:55:SER:CB	2:B:101:VAL:HG12	14	1.68
(1,33)	1:A:55:SER:CB	2:B:101:VAL:HG13	14	1.68
(1,33)	1:A:55:SER:CB	2:B:101:VAL:HG21	14	1.68
(1,33)	1:A:55:SER:CB	2:B:101:VAL:HG22	14	1.68
(1,33)	1:A:55:SER:CB	2:B:101:VAL:HG23	14	1.68
(1,33)	1:A:55:SER:CB	2:B:101:VAL:N	14	1.68
(1,33)	1:A:55:SER:CB	2:B:101:VAL:O	14	1.68
(1,33)	1:A:55:SER:H	2:B:75:ILE:C	14	1.68
(1,33)	1:A:55:SER:H	2:B:75:ILE:CA	14	1.68
(1,33)	1:A:55:SER:H	2:B:75:ILE:CB	14	1.68
(1,33)	1:A:55:SER:H	2:B:75:ILE:CD1	14	1.68
(1,33)	1:A:55:SER:H	2:B:75:ILE:CG1	14	1.68
(1,33)	1:A:55:SER:H	2:B:75:ILE:CG2	14	1.68
(1,33)	1:A:55:SER:H	2:B:75:ILE:H	14	1.68
(1,33)	1:A:55:SER:H	2:B:75:ILE:HA	14	1.68
(1,33)	1:A:55:SER:H	2:B:75:ILE:HB	14	1.68
(1,33)	1:A:55:SER:H	2:B:75:ILE:HD11	14	1.68
(1,33)	1:A:55:SER:H	2:B:75:ILE:HD12	14	1.68
(1,33)	1:A:55:SER:H	2:B:75:ILE:HD13	14	1.68
(1,33)	1:A:55:SER:H	2:B:75:ILE:HG12	14	1.68
(1,33)	1:A:55:SER:H	2:B:75:ILE:HG13	14	1.68
(1,33)	1:A:55:SER:H	2:B:75:ILE:HG21	14	1.68
(1,33)	1:A:55:SER:H	2:B:75:ILE:HG22	14	1.68

*Continued on next page...*

*Continued from previous page...*

Key	Atom-1	Atom-2	Model ID	Violation (Å)
(1,33)	1:A:55:SER:H	2:B:75:ILE:HG23	14	1.68
(1,33)	1:A:55:SER:H	2:B:75:ILE:N	14	1.68
(1,33)	1:A:55:SER:H	2:B:75:ILE:O	14	1.68
(1,33)	1:A:55:SER:H	2:B:77:ALA:C	14	1.68
(1,33)	1:A:55:SER:H	2:B:77:ALA:CA	14	1.68
(1,33)	1:A:55:SER:H	2:B:77:ALA:CB	14	1.68
(1,33)	1:A:55:SER:H	2:B:77:ALA:H	14	1.68
(1,33)	1:A:55:SER:H	2:B:77:ALA:HA	14	1.68
(1,33)	1:A:55:SER:H	2:B:77:ALA:HB1	14	1.68
(1,33)	1:A:55:SER:H	2:B:77:ALA:HB2	14	1.68
(1,33)	1:A:55:SER:H	2:B:77:ALA:HB3	14	1.68
(1,33)	1:A:55:SER:H	2:B:77:ALA:N	14	1.68
(1,33)	1:A:55:SER:H	2:B:77:ALA:O	14	1.68
(1,33)	1:A:55:SER:H	2:B:78:GLY:C	14	1.68
(1,33)	1:A:55:SER:H	2:B:78:GLY:CA	14	1.68
(1,33)	1:A:55:SER:H	2:B:78:GLY:H	14	1.68
(1,33)	1:A:55:SER:H	2:B:78:GLY:HA2	14	1.68
(1,33)	1:A:55:SER:H	2:B:78:GLY:HA3	14	1.68
(1,33)	1:A:55:SER:H	2:B:78:GLY:N	14	1.68
(1,33)	1:A:55:SER:H	2:B:78:GLY:O	14	1.68
(1,33)	1:A:55:SER:H	2:B:79:LYS:C	14	1.68
(1,33)	1:A:55:SER:H	2:B:79:LYS:CA	14	1.68
(1,33)	1:A:55:SER:H	2:B:79:LYS:CB	14	1.68
(1,33)	1:A:55:SER:H	2:B:79:LYS:CD	14	1.68
(1,33)	1:A:55:SER:H	2:B:79:LYS:CE	14	1.68
(1,33)	1:A:55:SER:H	2:B:79:LYS:CG	14	1.68
(1,33)	1:A:55:SER:H	2:B:79:LYS:H	14	1.68
(1,33)	1:A:55:SER:H	2:B:79:LYS:HA	14	1.68
(1,33)	1:A:55:SER:H	2:B:79:LYS:HB2	14	1.68
(1,33)	1:A:55:SER:H	2:B:79:LYS:HB3	14	1.68
(1,33)	1:A:55:SER:H	2:B:79:LYS:HD2	14	1.68
(1,33)	1:A:55:SER:H	2:B:79:LYS:HD3	14	1.68
(1,33)	1:A:55:SER:H	2:B:79:LYS:HE2	14	1.68
(1,33)	1:A:55:SER:H	2:B:79:LYS:HE3	14	1.68
(1,33)	1:A:55:SER:H	2:B:79:LYS:HG2	14	1.68
(1,33)	1:A:55:SER:H	2:B:79:LYS:HG3	14	1.68
(1,33)	1:A:55:SER:H	2:B:79:LYS:HZ1	14	1.68
(1,33)	1:A:55:SER:H	2:B:79:LYS:HZ2	14	1.68
(1,33)	1:A:55:SER:H	2:B:79:LYS:HZ3	14	1.68
(1,33)	1:A:55:SER:H	2:B:79:LYS:N	14	1.68
(1,33)	1:A:55:SER:H	2:B:79:LYS:NZ	14	1.68
(1,33)	1:A:55:SER:H	2:B:79:LYS:O	14	1.68

*Continued on next page...*



*Continued from previous page...*

Key	Atom-1	Atom-2	Model ID	Violation (Å)
(1,33)	1:A:55:SER:H	2:B:80:ILE:C	14	1.68
(1,33)	1:A:55:SER:H	2:B:80:ILE:CA	14	1.68
(1,33)	1:A:55:SER:H	2:B:80:ILE:CB	14	1.68
(1,33)	1:A:55:SER:H	2:B:80:ILE:CD1	14	1.68
(1,33)	1:A:55:SER:H	2:B:80:ILE:CG1	14	1.68
(1,33)	1:A:55:SER:H	2:B:80:ILE:CG2	14	1.68
(1,33)	1:A:55:SER:H	2:B:80:ILE:H	14	1.68
(1,33)	1:A:55:SER:H	2:B:80:ILE:HA	14	1.68
(1,33)	1:A:55:SER:H	2:B:80:ILE:HB	14	1.68
(1,33)	1:A:55:SER:H	2:B:80:ILE:HD11	14	1.68
(1,33)	1:A:55:SER:H	2:B:80:ILE:HD12	14	1.68
(1,33)	1:A:55:SER:H	2:B:80:ILE:HD13	14	1.68
(1,33)	1:A:55:SER:H	2:B:80:ILE:HG12	14	1.68
(1,33)	1:A:55:SER:H	2:B:80:ILE:HG13	14	1.68
(1,33)	1:A:55:SER:H	2:B:80:ILE:HG21	14	1.68
(1,33)	1:A:55:SER:H	2:B:80:ILE:HG22	14	1.68
(1,33)	1:A:55:SER:H	2:B:80:ILE:HG23	14	1.68
(1,33)	1:A:55:SER:H	2:B:80:ILE:N	14	1.68
(1,33)	1:A:55:SER:H	2:B:80:ILE:O	14	1.68
(1,33)	1:A:55:SER:H	2:B:84:GLN:C	14	1.68
(1,33)	1:A:55:SER:H	2:B:84:GLN:CA	14	1.68
(1,33)	1:A:55:SER:H	2:B:84:GLN:CB	14	1.68
(1,33)	1:A:55:SER:H	2:B:84:GLN:CD	14	1.68
(1,33)	1:A:55:SER:H	2:B:84:GLN:CG	14	1.68
(1,33)	1:A:55:SER:H	2:B:84:GLN:H	14	1.68
(1,33)	1:A:55:SER:H	2:B:84:GLN:HA	14	1.68
(1,33)	1:A:55:SER:H	2:B:84:GLN:HB2	14	1.68
(1,33)	1:A:55:SER:H	2:B:84:GLN:HB3	14	1.68
(1,33)	1:A:55:SER:H	2:B:84:GLN:HE21	14	1.68
(1,33)	1:A:55:SER:H	2:B:84:GLN:HE22	14	1.68
(1,33)	1:A:55:SER:H	2:B:84:GLN:HG2	14	1.68
(1,33)	1:A:55:SER:H	2:B:84:GLN:HG3	14	1.68
(1,33)	1:A:55:SER:H	2:B:84:GLN:N	14	1.68
(1,33)	1:A:55:SER:H	2:B:84:GLN:NE2	14	1.68
(1,33)	1:A:55:SER:H	2:B:84:GLN:O	14	1.68
(1,33)	1:A:55:SER:H	2:B:84:GLN:OE1	14	1.68
(1,33)	1:A:55:SER:H	2:B:97:THR:C	14	1.68
(1,33)	1:A:55:SER:H	2:B:97:THR:CA	14	1.68
(1,33)	1:A:55:SER:H	2:B:97:THR:CB	14	1.68
(1,33)	1:A:55:SER:H	2:B:97:THR:CG2	14	1.68
(1,33)	1:A:55:SER:H	2:B:97:THR:H	14	1.68
(1,33)	1:A:55:SER:H	2:B:97:THR:HA	14	1.68

*Continued on next page...*

*Continued from previous page...*

Key	Atom-1	Atom-2	Model ID	Violation (Å)
(1,33)	1:A:55:SER:H	2:B:97:THR:HB	14	1.68
(1,33)	1:A:55:SER:H	2:B:97:THR:HG1	14	1.68
(1,33)	1:A:55:SER:H	2:B:97:THR:HG21	14	1.68
(1,33)	1:A:55:SER:H	2:B:97:THR:HG22	14	1.68
(1,33)	1:A:55:SER:H	2:B:97:THR:HG23	14	1.68
(1,33)	1:A:55:SER:H	2:B:97:THR:N	14	1.68
(1,33)	1:A:55:SER:H	2:B:97:THR:O	14	1.68
(1,33)	1:A:55:SER:H	2:B:97:THR:OG1	14	1.68
(1,33)	1:A:55:SER:H	2:B:99:HIS:C	14	1.68
(1,33)	1:A:55:SER:H	2:B:99:HIS:CA	14	1.68
(1,33)	1:A:55:SER:H	2:B:99:HIS:CB	14	1.68
(1,33)	1:A:55:SER:H	2:B:99:HIS:CD2	14	1.68
(1,33)	1:A:55:SER:H	2:B:99:HIS:CE1	14	1.68
(1,33)	1:A:55:SER:H	2:B:99:HIS:CG	14	1.68
(1,33)	1:A:55:SER:H	2:B:99:HIS:H	14	1.68
(1,33)	1:A:55:SER:H	2:B:99:HIS:HA	14	1.68
(1,33)	1:A:55:SER:H	2:B:99:HIS:HB2	14	1.68
(1,33)	1:A:55:SER:H	2:B:99:HIS:HB3	14	1.68
(1,33)	1:A:55:SER:H	2:B:99:HIS:HD1	14	1.68
(1,33)	1:A:55:SER:H	2:B:99:HIS:HD2	14	1.68
(1,33)	1:A:55:SER:H	2:B:99:HIS:HE1	14	1.68
(1,33)	1:A:55:SER:H	2:B:99:HIS:HE2	14	1.68
(1,33)	1:A:55:SER:H	2:B:99:HIS:N	14	1.68
(1,33)	1:A:55:SER:H	2:B:99:HIS:ND1	14	1.68
(1,33)	1:A:55:SER:H	2:B:99:HIS:NE2	14	1.68
(1,33)	1:A:55:SER:H	2:B:99:HIS:O	14	1.68
(1,33)	1:A:55:SER:H	2:B:101:VAL:C	14	1.68
(1,33)	1:A:55:SER:H	2:B:101:VAL:CA	14	1.68
(1,33)	1:A:55:SER:H	2:B:101:VAL:CB	14	1.68
(1,33)	1:A:55:SER:H	2:B:101:VAL:CG1	14	1.68
(1,33)	1:A:55:SER:H	2:B:101:VAL:CG2	14	1.68
(1,33)	1:A:55:SER:H	2:B:101:VAL:H	14	1.68
(1,33)	1:A:55:SER:H	2:B:101:VAL:HA	14	1.68
(1,33)	1:A:55:SER:H	2:B:101:VAL:HB	14	1.68
(1,33)	1:A:55:SER:H	2:B:101:VAL:HG11	14	1.68
(1,33)	1:A:55:SER:H	2:B:101:VAL:HG12	14	1.68
(1,33)	1:A:55:SER:H	2:B:101:VAL:HG13	14	1.68
(1,33)	1:A:55:SER:H	2:B:101:VAL:HG21	14	1.68
(1,33)	1:A:55:SER:H	2:B:101:VAL:HG22	14	1.68
(1,33)	1:A:55:SER:H	2:B:101:VAL:HG23	14	1.68
(1,33)	1:A:55:SER:H	2:B:101:VAL:N	14	1.68
(1,33)	1:A:55:SER:H	2:B:101:VAL:O	14	1.68

*Continued on next page...*

*Continued from previous page...*

Key	Atom-1	Atom-2	Model ID	Violation (Å)
(1,33)	1:A:55:SER:HA	2:B:75:ILE:C	14	1.68
(1,33)	1:A:55:SER:HA	2:B:75:ILE:CA	14	1.68
(1,33)	1:A:55:SER:HA	2:B:75:ILE:CB	14	1.68
(1,33)	1:A:55:SER:HA	2:B:75:ILE:CD1	14	1.68
(1,33)	1:A:55:SER:HA	2:B:75:ILE:CG1	14	1.68
(1,33)	1:A:55:SER:HA	2:B:75:ILE:CG2	14	1.68
(1,33)	1:A:55:SER:HA	2:B:75:ILE:H	14	1.68
(1,33)	1:A:55:SER:HA	2:B:75:ILE:HA	14	1.68
(1,33)	1:A:55:SER:HA	2:B:75:ILE:HB	14	1.68
(1,33)	1:A:55:SER:HA	2:B:75:ILE:HD11	14	1.68
(1,33)	1:A:55:SER:HA	2:B:75:ILE:HD12	14	1.68
(1,33)	1:A:55:SER:HA	2:B:75:ILE:HD13	14	1.68
(1,33)	1:A:55:SER:HA	2:B:75:ILE:HG12	14	1.68
(1,33)	1:A:55:SER:HA	2:B:75:ILE:HG13	14	1.68
(1,33)	1:A:55:SER:HA	2:B:75:ILE:HG21	14	1.68
(1,33)	1:A:55:SER:HA	2:B:75:ILE:HG22	14	1.68
(1,33)	1:A:55:SER:HA	2:B:75:ILE:HG23	14	1.68
(1,33)	1:A:55:SER:HA	2:B:75:ILE:N	14	1.68
(1,33)	1:A:55:SER:HA	2:B:75:ILE:O	14	1.68
(1,33)	1:A:55:SER:HA	2:B:77:ALA:C	14	1.68
(1,33)	1:A:55:SER:HA	2:B:77:ALA:CA	14	1.68
(1,33)	1:A:55:SER:HA	2:B:77:ALA:CB	14	1.68
(1,33)	1:A:55:SER:HA	2:B:77:ALA:H	14	1.68
(1,33)	1:A:55:SER:HA	2:B:77:ALA:HA	14	1.68
(1,33)	1:A:55:SER:HA	2:B:77:ALA:HB1	14	1.68
(1,33)	1:A:55:SER:HA	2:B:77:ALA:HB2	14	1.68
(1,33)	1:A:55:SER:HA	2:B:77:ALA:HB3	14	1.68
(1,33)	1:A:55:SER:HA	2:B:77:ALA:N	14	1.68
(1,33)	1:A:55:SER:HA	2:B:77:ALA:O	14	1.68
(1,33)	1:A:55:SER:HA	2:B:78:GLY:C	14	1.68
(1,33)	1:A:55:SER:HA	2:B:78:GLY:CA	14	1.68
(1,33)	1:A:55:SER:HA	2:B:78:GLY:H	14	1.68
(1,33)	1:A:55:SER:HA	2:B:78:GLY:HA2	14	1.68
(1,33)	1:A:55:SER:HA	2:B:78:GLY:HA3	14	1.68
(1,33)	1:A:55:SER:HA	2:B:78:GLY:N	14	1.68
(1,33)	1:A:55:SER:HA	2:B:78:GLY:O	14	1.68
(1,33)	1:A:55:SER:HA	2:B:79:LYS:C	14	1.68
(1,33)	1:A:55:SER:HA	2:B:79:LYS:CA	14	1.68
(1,33)	1:A:55:SER:HA	2:B:79:LYS:CB	14	1.68
(1,33)	1:A:55:SER:HA	2:B:79:LYS:CD	14	1.68
(1,33)	1:A:55:SER:HA	2:B:79:LYS:CE	14	1.68
(1,33)	1:A:55:SER:HA	2:B:79:LYS:CG	14	1.68

*Continued on next page...*

*Continued from previous page...*

Key	Atom-1	Atom-2	Model ID	Violation (Å)
(1,33)	1:A:55:SER:HA	2:B:79:LYS:H	14	1.68
(1,33)	1:A:55:SER:HA	2:B:79:LYS:HA	14	1.68
(1,33)	1:A:55:SER:HA	2:B:79:LYS:HB2	14	1.68
(1,33)	1:A:55:SER:HA	2:B:79:LYS:HB3	14	1.68
(1,33)	1:A:55:SER:HA	2:B:79:LYS:HD2	14	1.68
(1,33)	1:A:55:SER:HA	2:B:79:LYS:HD3	14	1.68
(1,33)	1:A:55:SER:HA	2:B:79:LYS:HE2	14	1.68
(1,33)	1:A:55:SER:HA	2:B:79:LYS:HE3	14	1.68
(1,33)	1:A:55:SER:HA	2:B:79:LYS:HG2	14	1.68
(1,33)	1:A:55:SER:HA	2:B:79:LYS:HG3	14	1.68
(1,33)	1:A:55:SER:HA	2:B:79:LYS:HZ1	14	1.68
(1,33)	1:A:55:SER:HA	2:B:79:LYS:HZ2	14	1.68
(1,33)	1:A:55:SER:HA	2:B:79:LYS:HZ3	14	1.68
(1,33)	1:A:55:SER:HA	2:B:79:LYS:N	14	1.68
(1,33)	1:A:55:SER:HA	2:B:79:LYS:NZ	14	1.68
(1,33)	1:A:55:SER:HA	2:B:79:LYS:O	14	1.68
(1,33)	1:A:55:SER:HA	2:B:80:ILE:C	14	1.68
(1,33)	1:A:55:SER:HA	2:B:80:ILE:CA	14	1.68
(1,33)	1:A:55:SER:HA	2:B:80:ILE:CB	14	1.68
(1,33)	1:A:55:SER:HA	2:B:80:ILE:CD1	14	1.68
(1,33)	1:A:55:SER:HA	2:B:80:ILE:CG1	14	1.68
(1,33)	1:A:55:SER:HA	2:B:80:ILE:CG2	14	1.68
(1,33)	1:A:55:SER:HA	2:B:80:ILE:H	14	1.68
(1,33)	1:A:55:SER:HA	2:B:80:ILE:HA	14	1.68
(1,33)	1:A:55:SER:HA	2:B:80:ILE:HB	14	1.68
(1,33)	1:A:55:SER:HA	2:B:80:ILE:HD11	14	1.68
(1,33)	1:A:55:SER:HA	2:B:80:ILE:HD12	14	1.68
(1,33)	1:A:55:SER:HA	2:B:80:ILE:HD13	14	1.68
(1,33)	1:A:55:SER:HA	2:B:80:ILE:HG12	14	1.68
(1,33)	1:A:55:SER:HA	2:B:80:ILE:HG13	14	1.68
(1,33)	1:A:55:SER:HA	2:B:80:ILE:HG21	14	1.68
(1,33)	1:A:55:SER:HA	2:B:80:ILE:HG22	14	1.68
(1,33)	1:A:55:SER:HA	2:B:80:ILE:HG23	14	1.68
(1,33)	1:A:55:SER:HA	2:B:80:ILE:N	14	1.68
(1,33)	1:A:55:SER:HA	2:B:80:ILE:O	14	1.68
(1,33)	1:A:55:SER:HA	2:B:84:GLN:C	14	1.68
(1,33)	1:A:55:SER:HA	2:B:84:GLN:CA	14	1.68
(1,33)	1:A:55:SER:HA	2:B:84:GLN:CB	14	1.68
(1,33)	1:A:55:SER:HA	2:B:84:GLN:CD	14	1.68
(1,33)	1:A:55:SER:HA	2:B:84:GLN:CG	14	1.68
(1,33)	1:A:55:SER:HA	2:B:84:GLN:H	14	1.68
(1,33)	1:A:55:SER:HA	2:B:84:GLN:HA	14	1.68

*Continued on next page...*

*Continued from previous page...*

Key	Atom-1	Atom-2	Model ID	Violation (Å)
(1,33)	1:A:55:SER:HA	2:B:84:GLN:HB2	14	1.68
(1,33)	1:A:55:SER:HA	2:B:84:GLN:HB3	14	1.68
(1,33)	1:A:55:SER:HA	2:B:84:GLN:HE21	14	1.68
(1,33)	1:A:55:SER:HA	2:B:84:GLN:HE22	14	1.68
(1,33)	1:A:55:SER:HA	2:B:84:GLN:HG2	14	1.68
(1,33)	1:A:55:SER:HA	2:B:84:GLN:HG3	14	1.68
(1,33)	1:A:55:SER:HA	2:B:84:GLN:N	14	1.68
(1,33)	1:A:55:SER:HA	2:B:84:GLN:NE2	14	1.68
(1,33)	1:A:55:SER:HA	2:B:84:GLN:O	14	1.68
(1,33)	1:A:55:SER:HA	2:B:84:GLN:OE1	14	1.68
(1,33)	1:A:55:SER:HA	2:B:97:THR:C	14	1.68
(1,33)	1:A:55:SER:HA	2:B:97:THR:CA	14	1.68
(1,33)	1:A:55:SER:HA	2:B:97:THR:CB	14	1.68
(1,33)	1:A:55:SER:HA	2:B:97:THR:CG2	14	1.68
(1,33)	1:A:55:SER:HA	2:B:97:THR:H	14	1.68
(1,33)	1:A:55:SER:HA	2:B:97:THR:HA	14	1.68
(1,33)	1:A:55:SER:HA	2:B:97:THR:HB	14	1.68
(1,33)	1:A:55:SER:HA	2:B:97:THR:HG1	14	1.68
(1,33)	1:A:55:SER:HA	2:B:97:THR:HG21	14	1.68
(1,33)	1:A:55:SER:HA	2:B:97:THR:HG22	14	1.68
(1,33)	1:A:55:SER:HA	2:B:97:THR:HG23	14	1.68
(1,33)	1:A:55:SER:HA	2:B:97:THR:N	14	1.68
(1,33)	1:A:55:SER:HA	2:B:97:THR:O	14	1.68
(1,33)	1:A:55:SER:HA	2:B:97:THR:OG1	14	1.68
(1,33)	1:A:55:SER:HA	2:B:99:HIS:C	14	1.68
(1,33)	1:A:55:SER:HA	2:B:99:HIS:CA	14	1.68
(1,33)	1:A:55:SER:HA	2:B:99:HIS:CB	14	1.68
(1,33)	1:A:55:SER:HA	2:B:99:HIS:CD2	14	1.68
(1,33)	1:A:55:SER:HA	2:B:99:HIS:CE1	14	1.68
(1,33)	1:A:55:SER:HA	2:B:99:HIS:CG	14	1.68
(1,33)	1:A:55:SER:HA	2:B:99:HIS:H	14	1.68
(1,33)	1:A:55:SER:HA	2:B:99:HIS:HA	14	1.68
(1,33)	1:A:55:SER:HA	2:B:99:HIS:HB2	14	1.68
(1,33)	1:A:55:SER:HA	2:B:99:HIS:HB3	14	1.68
(1,33)	1:A:55:SER:HA	2:B:99:HIS:HD1	14	1.68
(1,33)	1:A:55:SER:HA	2:B:99:HIS:HD2	14	1.68
(1,33)	1:A:55:SER:HA	2:B:99:HIS:HE1	14	1.68
(1,33)	1:A:55:SER:HA	2:B:99:HIS:HE2	14	1.68
(1,33)	1:A:55:SER:HA	2:B:99:HIS:N	14	1.68
(1,33)	1:A:55:SER:HA	2:B:99:HIS:ND1	14	1.68
(1,33)	1:A:55:SER:HA	2:B:99:HIS:NE2	14	1.68
(1,33)	1:A:55:SER:HA	2:B:99:HIS:O	14	1.68

*Continued on next page...*

*Continued from previous page...*

Key	Atom-1	Atom-2	Model ID	Violation (Å)
(1,33)	1:A:55:SER:HA	2:B:101:VAL:C	14	1.68
(1,33)	1:A:55:SER:HA	2:B:101:VAL:CA	14	1.68
(1,33)	1:A:55:SER:HA	2:B:101:VAL:CB	14	1.68
(1,33)	1:A:55:SER:HA	2:B:101:VAL:CG1	14	1.68
(1,33)	1:A:55:SER:HA	2:B:101:VAL:CG2	14	1.68
(1,33)	1:A:55:SER:HA	2:B:101:VAL:H	14	1.68
(1,33)	1:A:55:SER:HA	2:B:101:VAL:HA	14	1.68
(1,33)	1:A:55:SER:HA	2:B:101:VAL:HB	14	1.68
(1,33)	1:A:55:SER:HA	2:B:101:VAL:HG11	14	1.68
(1,33)	1:A:55:SER:HA	2:B:101:VAL:HG12	14	1.68
(1,33)	1:A:55:SER:HA	2:B:101:VAL:HG13	14	1.68
(1,33)	1:A:55:SER:HA	2:B:101:VAL:HG21	14	1.68
(1,33)	1:A:55:SER:HA	2:B:101:VAL:HG22	14	1.68
(1,33)	1:A:55:SER:HA	2:B:101:VAL:HG23	14	1.68
(1,33)	1:A:55:SER:HA	2:B:101:VAL:N	14	1.68
(1,33)	1:A:55:SER:HA	2:B:101:VAL:O	14	1.68
(1,33)	1:A:55:SER:HB2	2:B:75:ILE:C	14	1.68
(1,33)	1:A:55:SER:HB2	2:B:75:ILE:CA	14	1.68
(1,33)	1:A:55:SER:HB2	2:B:75:ILE:CB	14	1.68
(1,33)	1:A:55:SER:HB2	2:B:75:ILE:CD1	14	1.68
(1,33)	1:A:55:SER:HB2	2:B:75:ILE:CG1	14	1.68
(1,33)	1:A:55:SER:HB2	2:B:75:ILE:CG2	14	1.68
(1,33)	1:A:55:SER:HB2	2:B:75:ILE:H	14	1.68
(1,33)	1:A:55:SER:HB2	2:B:75:ILE:HA	14	1.68
(1,33)	1:A:55:SER:HB2	2:B:75:ILE:HB	14	1.68
(1,33)	1:A:55:SER:HB2	2:B:75:ILE:HD11	14	1.68
(1,33)	1:A:55:SER:HB2	2:B:75:ILE:HD12	14	1.68
(1,33)	1:A:55:SER:HB2	2:B:75:ILE:HD13	14	1.68
(1,33)	1:A:55:SER:HB2	2:B:75:ILE:HG12	14	1.68
(1,33)	1:A:55:SER:HB2	2:B:75:ILE:HG13	14	1.68
(1,33)	1:A:55:SER:HB2	2:B:75:ILE:HG21	14	1.68
(1,33)	1:A:55:SER:HB2	2:B:75:ILE:HG22	14	1.68
(1,33)	1:A:55:SER:HB2	2:B:75:ILE:HG23	14	1.68
(1,33)	1:A:55:SER:HB2	2:B:75:ILE:N	14	1.68
(1,33)	1:A:55:SER:HB2	2:B:75:ILE:O	14	1.68
(1,33)	1:A:55:SER:HB2	2:B:77:ALA:C	14	1.68
(1,33)	1:A:55:SER:HB2	2:B:77:ALA:CA	14	1.68
(1,33)	1:A:55:SER:HB2	2:B:77:ALA:CB	14	1.68
(1,33)	1:A:55:SER:HB2	2:B:77:ALA:H	14	1.68
(1,33)	1:A:55:SER:HB2	2:B:77:ALA:HA	14	1.68
(1,33)	1:A:55:SER:HB2	2:B:77:ALA:HB1	14	1.68
(1,33)	1:A:55:SER:HB2	2:B:77:ALA:HB2	14	1.68

*Continued on next page...*

*Continued from previous page...*

Key	Atom-1	Atom-2	Model ID	Violation (Å)
(1,33)	1:A:55:SER:HB2	2:B:77:ALA:HB3	14	1.68
(1,33)	1:A:55:SER:HB2	2:B:77:ALA:N	14	1.68
(1,33)	1:A:55:SER:HB2	2:B:77:ALA:O	14	1.68
(1,33)	1:A:55:SER:HB2	2:B:78:GLY:C	14	1.68
(1,33)	1:A:55:SER:HB2	2:B:78:GLY:CA	14	1.68
(1,33)	1:A:55:SER:HB2	2:B:78:GLY:H	14	1.68
(1,33)	1:A:55:SER:HB2	2:B:78:GLY:HA2	14	1.68
(1,33)	1:A:55:SER:HB2	2:B:78:GLY:HA3	14	1.68
(1,33)	1:A:55:SER:HB2	2:B:78:GLY:N	14	1.68
(1,33)	1:A:55:SER:HB2	2:B:78:GLY:O	14	1.68
(1,33)	1:A:55:SER:HB2	2:B:79:LYS:C	14	1.68
(1,33)	1:A:55:SER:HB2	2:B:79:LYS:CA	14	1.68
(1,33)	1:A:55:SER:HB2	2:B:79:LYS:CB	14	1.68
(1,33)	1:A:55:SER:HB2	2:B:79:LYS:CD	14	1.68
(1,33)	1:A:55:SER:HB2	2:B:79:LYS:CE	14	1.68
(1,33)	1:A:55:SER:HB2	2:B:79:LYS:CG	14	1.68
(1,33)	1:A:55:SER:HB2	2:B:79:LYS:H	14	1.68
(1,33)	1:A:55:SER:HB2	2:B:79:LYS:HA	14	1.68
(1,33)	1:A:55:SER:HB2	2:B:79:LYS:HB2	14	1.68
(1,33)	1:A:55:SER:HB2	2:B:79:LYS:HB3	14	1.68
(1,33)	1:A:55:SER:HB2	2:B:79:LYS:HD2	14	1.68
(1,33)	1:A:55:SER:HB2	2:B:79:LYS:HD3	14	1.68
(1,33)	1:A:55:SER:HB2	2:B:79:LYS:HE2	14	1.68
(1,33)	1:A:55:SER:HB2	2:B:79:LYS:HE3	14	1.68
(1,33)	1:A:55:SER:HB2	2:B:79:LYS:HG2	14	1.68
(1,33)	1:A:55:SER:HB2	2:B:79:LYS:HG3	14	1.68
(1,33)	1:A:55:SER:HB2	2:B:79:LYS:HZ1	14	1.68
(1,33)	1:A:55:SER:HB2	2:B:79:LYS:HZ2	14	1.68
(1,33)	1:A:55:SER:HB2	2:B:79:LYS:HZ3	14	1.68
(1,33)	1:A:55:SER:HB2	2:B:79:LYS:N	14	1.68
(1,33)	1:A:55:SER:HB2	2:B:79:LYS:NZ	14	1.68
(1,33)	1:A:55:SER:HB2	2:B:79:LYS:O	14	1.68
(1,33)	1:A:55:SER:HB2	2:B:80:ILE:C	14	1.68
(1,33)	1:A:55:SER:HB2	2:B:80:ILE:CA	14	1.68
(1,33)	1:A:55:SER:HB2	2:B:80:ILE:CB	14	1.68
(1,33)	1:A:55:SER:HB2	2:B:80:ILE:CD1	14	1.68
(1,33)	1:A:55:SER:HB2	2:B:80:ILE:CG1	14	1.68
(1,33)	1:A:55:SER:HB2	2:B:80:ILE:CG2	14	1.68
(1,33)	1:A:55:SER:HB2	2:B:80:ILE:H	14	1.68
(1,33)	1:A:55:SER:HB2	2:B:80:ILE:HA	14	1.68
(1,33)	1:A:55:SER:HB2	2:B:80:ILE:HB	14	1.68
(1,33)	1:A:55:SER:HB2	2:B:80:ILE:HD11	14	1.68

*Continued on next page...*

*Continued from previous page...*

Key	Atom-1	Atom-2	Model ID	Violation (Å)
(1,33)	1:A:55:SER:HB2	2:B:80:ILE:HD12	14	1.68
(1,33)	1:A:55:SER:HB2	2:B:80:ILE:HD13	14	1.68
(1,33)	1:A:55:SER:HB2	2:B:80:ILE:HG12	14	1.68
(1,33)	1:A:55:SER:HB2	2:B:80:ILE:HG13	14	1.68
(1,33)	1:A:55:SER:HB2	2:B:80:ILE:HG21	14	1.68
(1,33)	1:A:55:SER:HB2	2:B:80:ILE:HG22	14	1.68
(1,33)	1:A:55:SER:HB2	2:B:80:ILE:HG23	14	1.68
(1,33)	1:A:55:SER:HB2	2:B:80:ILE:N	14	1.68
(1,33)	1:A:55:SER:HB2	2:B:80:ILE:O	14	1.68
(1,33)	1:A:55:SER:HB2	2:B:84:GLN:C	14	1.68
(1,33)	1:A:55:SER:HB2	2:B:84:GLN:CA	14	1.68
(1,33)	1:A:55:SER:HB2	2:B:84:GLN:CB	14	1.68
(1,33)	1:A:55:SER:HB2	2:B:84:GLN:CD	14	1.68
(1,33)	1:A:55:SER:HB2	2:B:84:GLN:CG	14	1.68
(1,33)	1:A:55:SER:HB2	2:B:84:GLN:H	14	1.68
(1,33)	1:A:55:SER:HB2	2:B:84:GLN:HA	14	1.68
(1,33)	1:A:55:SER:HB2	2:B:84:GLN:HB2	14	1.68
(1,33)	1:A:55:SER:HB2	2:B:84:GLN:HB3	14	1.68
(1,33)	1:A:55:SER:HB2	2:B:84:GLN:HE21	14	1.68
(1,33)	1:A:55:SER:HB2	2:B:84:GLN:HE22	14	1.68
(1,33)	1:A:55:SER:HB2	2:B:84:GLN:HG2	14	1.68
(1,33)	1:A:55:SER:HB2	2:B:84:GLN:HG3	14	1.68
(1,33)	1:A:55:SER:HB2	2:B:84:GLN:N	14	1.68
(1,33)	1:A:55:SER:HB2	2:B:84:GLN:NE2	14	1.68
(1,33)	1:A:55:SER:HB2	2:B:84:GLN:O	14	1.68
(1,33)	1:A:55:SER:HB2	2:B:84:GLN:OE1	14	1.68
(1,33)	1:A:55:SER:HB2	2:B:97:THR:C	14	1.68
(1,33)	1:A:55:SER:HB2	2:B:97:THR:CA	14	1.68
(1,33)	1:A:55:SER:HB2	2:B:97:THR:CB	14	1.68
(1,33)	1:A:55:SER:HB2	2:B:97:THR:CG2	14	1.68
(1,33)	1:A:55:SER:HB2	2:B:97:THR:H	14	1.68
(1,33)	1:A:55:SER:HB2	2:B:97:THR:HA	14	1.68
(1,33)	1:A:55:SER:HB2	2:B:97:THR:HB	14	1.68
(1,33)	1:A:55:SER:HB2	2:B:97:THR:HG1	14	1.68
(1,33)	1:A:55:SER:HB2	2:B:97:THR:HG21	14	1.68
(1,33)	1:A:55:SER:HB2	2:B:97:THR:HG22	14	1.68
(1,33)	1:A:55:SER:HB2	2:B:97:THR:HG23	14	1.68
(1,33)	1:A:55:SER:HB2	2:B:97:THR:N	14	1.68
(1,33)	1:A:55:SER:HB2	2:B:97:THR:O	14	1.68
(1,33)	1:A:55:SER:HB2	2:B:97:THR:OG1	14	1.68
(1,33)	1:A:55:SER:HB2	2:B:99:HIS:C	14	1.68
(1,33)	1:A:55:SER:HB2	2:B:99:HIS:CA	14	1.68

*Continued on next page...*



*Continued from previous page...*

Key	Atom-1	Atom-2	Model ID	Violation (Å)
(1,33)	1:A:55:SER:HB2	2:B:99:HIS:CB	14	1.68
(1,33)	1:A:55:SER:HB2	2:B:99:HIS:CD2	14	1.68
(1,33)	1:A:55:SER:HB2	2:B:99:HIS:CE1	14	1.68
(1,33)	1:A:55:SER:HB2	2:B:99:HIS:CG	14	1.68
(1,33)	1:A:55:SER:HB2	2:B:99:HIS:H	14	1.68
(1,33)	1:A:55:SER:HB2	2:B:99:HIS:HA	14	1.68
(1,33)	1:A:55:SER:HB2	2:B:99:HIS:HB2	14	1.68
(1,33)	1:A:55:SER:HB2	2:B:99:HIS:HB3	14	1.68
(1,33)	1:A:55:SER:HB2	2:B:99:HIS:HD1	14	1.68
(1,33)	1:A:55:SER:HB2	2:B:99:HIS:HD2	14	1.68
(1,33)	1:A:55:SER:HB2	2:B:99:HIS:HE1	14	1.68
(1,33)	1:A:55:SER:HB2	2:B:99:HIS:HE2	14	1.68
(1,33)	1:A:55:SER:HB2	2:B:99:HIS:N	14	1.68
(1,33)	1:A:55:SER:HB2	2:B:99:HIS:ND1	14	1.68
(1,33)	1:A:55:SER:HB2	2:B:99:HIS:NE2	14	1.68
(1,33)	1:A:55:SER:HB2	2:B:99:HIS:O	14	1.68
(1,33)	1:A:55:SER:HB2	2:B:101:VAL:C	14	1.68
(1,33)	1:A:55:SER:HB2	2:B:101:VAL:CA	14	1.68
(1,33)	1:A:55:SER:HB2	2:B:101:VAL:CB	14	1.68
(1,33)	1:A:55:SER:HB2	2:B:101:VAL:CG1	14	1.68
(1,33)	1:A:55:SER:HB2	2:B:101:VAL:CG2	14	1.68
(1,33)	1:A:55:SER:HB2	2:B:101:VAL:H	14	1.68
(1,33)	1:A:55:SER:HB2	2:B:101:VAL:HA	14	1.68
(1,33)	1:A:55:SER:HB2	2:B:101:VAL:HB	14	1.68
(1,33)	1:A:55:SER:HB2	2:B:101:VAL:HG11	14	1.68
(1,33)	1:A:55:SER:HB2	2:B:101:VAL:HG12	14	1.68
(1,33)	1:A:55:SER:HB2	2:B:101:VAL:HG13	14	1.68
(1,33)	1:A:55:SER:HB2	2:B:101:VAL:HG21	14	1.68
(1,33)	1:A:55:SER:HB2	2:B:101:VAL:HG22	14	1.68
(1,33)	1:A:55:SER:HB2	2:B:101:VAL:HG23	14	1.68
(1,33)	1:A:55:SER:HB2	2:B:101:VAL:N	14	1.68
(1,33)	1:A:55:SER:HB2	2:B:101:VAL:O	14	1.68
(1,33)	1:A:55:SER:HB3	2:B:75:ILE:C	14	1.68
(1,33)	1:A:55:SER:HB3	2:B:75:ILE:CA	14	1.68
(1,33)	1:A:55:SER:HB3	2:B:75:ILE:CB	14	1.68
(1,33)	1:A:55:SER:HB3	2:B:75:ILE:CD1	14	1.68
(1,33)	1:A:55:SER:HB3	2:B:75:ILE:CG1	14	1.68
(1,33)	1:A:55:SER:HB3	2:B:75:ILE:CG2	14	1.68
(1,33)	1:A:55:SER:HB3	2:B:75:ILE:H	14	1.68
(1,33)	1:A:55:SER:HB3	2:B:75:ILE:HA	14	1.68
(1,33)	1:A:55:SER:HB3	2:B:75:ILE:HB	14	1.68
(1,33)	1:A:55:SER:HB3	2:B:75:ILE:HD11	14	1.68

*Continued on next page...*

*Continued from previous page...*

Key	Atom-1	Atom-2	Model ID	Violation (Å)
(1,33)	1:A:55:SER:HB3	2:B:75:ILE:HD12	14	1.68
(1,33)	1:A:55:SER:HB3	2:B:75:ILE:HD13	14	1.68
(1,33)	1:A:55:SER:HB3	2:B:75:ILE:HG12	14	1.68
(1,33)	1:A:55:SER:HB3	2:B:75:ILE:HG13	14	1.68
(1,33)	1:A:55:SER:HB3	2:B:75:ILE:HG21	14	1.68
(1,33)	1:A:55:SER:HB3	2:B:75:ILE:HG22	14	1.68
(1,33)	1:A:55:SER:HB3	2:B:75:ILE:HG23	14	1.68
(1,33)	1:A:55:SER:HB3	2:B:75:ILE:N	14	1.68
(1,33)	1:A:55:SER:HB3	2:B:75:ILE:O	14	1.68
(1,33)	1:A:55:SER:HB3	2:B:77:ALA:C	14	1.68
(1,33)	1:A:55:SER:HB3	2:B:77:ALA:CA	14	1.68
(1,33)	1:A:55:SER:HB3	2:B:77:ALA:CB	14	1.68
(1,33)	1:A:55:SER:HB3	2:B:77:ALA:H	14	1.68
(1,33)	1:A:55:SER:HB3	2:B:77:ALA:HA	14	1.68
(1,33)	1:A:55:SER:HB3	2:B:77:ALA:HB1	14	1.68
(1,33)	1:A:55:SER:HB3	2:B:77:ALA:HB2	14	1.68
(1,33)	1:A:55:SER:HB3	2:B:77:ALA:HB3	14	1.68
(1,33)	1:A:55:SER:HB3	2:B:77:ALA:N	14	1.68
(1,33)	1:A:55:SER:HB3	2:B:77:ALA:O	14	1.68
(1,33)	1:A:55:SER:HB3	2:B:78:GLY:C	14	1.68
(1,33)	1:A:55:SER:HB3	2:B:78:GLY:CA	14	1.68
(1,33)	1:A:55:SER:HB3	2:B:78:GLY:H	14	1.68
(1,33)	1:A:55:SER:HB3	2:B:78:GLY:HA2	14	1.68
(1,33)	1:A:55:SER:HB3	2:B:78:GLY:HA3	14	1.68
(1,33)	1:A:55:SER:HB3	2:B:78:GLY:N	14	1.68
(1,33)	1:A:55:SER:HB3	2:B:78:GLY:O	14	1.68
(1,33)	1:A:55:SER:HB3	2:B:79:LYS:C	14	1.68
(1,33)	1:A:55:SER:HB3	2:B:79:LYS:CA	14	1.68
(1,33)	1:A:55:SER:HB3	2:B:79:LYS:CB	14	1.68
(1,33)	1:A:55:SER:HB3	2:B:79:LYS:CD	14	1.68
(1,33)	1:A:55:SER:HB3	2:B:79:LYS:CE	14	1.68
(1,33)	1:A:55:SER:HB3	2:B:79:LYS:CG	14	1.68
(1,33)	1:A:55:SER:HB3	2:B:79:LYS:H	14	1.68
(1,33)	1:A:55:SER:HB3	2:B:79:LYS:HA	14	1.68
(1,33)	1:A:55:SER:HB3	2:B:79:LYS:HB2	14	1.68
(1,33)	1:A:55:SER:HB3	2:B:79:LYS:HB3	14	1.68
(1,33)	1:A:55:SER:HB3	2:B:79:LYS:HD2	14	1.68
(1,33)	1:A:55:SER:HB3	2:B:79:LYS:HD3	14	1.68
(1,33)	1:A:55:SER:HB3	2:B:79:LYS:HE2	14	1.68
(1,33)	1:A:55:SER:HB3	2:B:79:LYS:HE3	14	1.68
(1,33)	1:A:55:SER:HB3	2:B:79:LYS:HG2	14	1.68
(1,33)	1:A:55:SER:HB3	2:B:79:LYS:HG3	14	1.68

*Continued on next page...*

*Continued from previous page...*

Key	Atom-1	Atom-2	Model ID	Violation (Å)
(1,33)	1:A:55:SER:HB3	2:B:79:LYS:HZ1	14	1.68
(1,33)	1:A:55:SER:HB3	2:B:79:LYS:HZ2	14	1.68
(1,33)	1:A:55:SER:HB3	2:B:79:LYS:HZ3	14	1.68
(1,33)	1:A:55:SER:HB3	2:B:79:LYS:N	14	1.68
(1,33)	1:A:55:SER:HB3	2:B:79:LYS:NZ	14	1.68
(1,33)	1:A:55:SER:HB3	2:B:79:LYS:O	14	1.68
(1,33)	1:A:55:SER:HB3	2:B:80:ILE:C	14	1.68
(1,33)	1:A:55:SER:HB3	2:B:80:ILE:CA	14	1.68
(1,33)	1:A:55:SER:HB3	2:B:80:ILE:CB	14	1.68
(1,33)	1:A:55:SER:HB3	2:B:80:ILE:CD1	14	1.68
(1,33)	1:A:55:SER:HB3	2:B:80:ILE:CG1	14	1.68
(1,33)	1:A:55:SER:HB3	2:B:80:ILE:CG2	14	1.68
(1,33)	1:A:55:SER:HB3	2:B:80:ILE:H	14	1.68
(1,33)	1:A:55:SER:HB3	2:B:80:ILE:HA	14	1.68
(1,33)	1:A:55:SER:HB3	2:B:80:ILE:HB	14	1.68
(1,33)	1:A:55:SER:HB3	2:B:80:ILE:HD11	14	1.68
(1,33)	1:A:55:SER:HB3	2:B:80:ILE:HD12	14	1.68
(1,33)	1:A:55:SER:HB3	2:B:80:ILE:HD13	14	1.68
(1,33)	1:A:55:SER:HB3	2:B:80:ILE:HG12	14	1.68
(1,33)	1:A:55:SER:HB3	2:B:80:ILE:HG13	14	1.68
(1,33)	1:A:55:SER:HB3	2:B:80:ILE:HG21	14	1.68
(1,33)	1:A:55:SER:HB3	2:B:80:ILE:HG22	14	1.68
(1,33)	1:A:55:SER:HB3	2:B:80:ILE:HG23	14	1.68
(1,33)	1:A:55:SER:HB3	2:B:80:ILE:N	14	1.68
(1,33)	1:A:55:SER:HB3	2:B:80:ILE:O	14	1.68
(1,33)	1:A:55:SER:HB3	2:B:84:GLN:C	14	1.68
(1,33)	1:A:55:SER:HB3	2:B:84:GLN:CA	14	1.68
(1,33)	1:A:55:SER:HB3	2:B:84:GLN:CB	14	1.68
(1,33)	1:A:55:SER:HB3	2:B:84:GLN:CD	14	1.68
(1,33)	1:A:55:SER:HB3	2:B:84:GLN:CG	14	1.68
(1,33)	1:A:55:SER:HB3	2:B:84:GLN:H	14	1.68
(1,33)	1:A:55:SER:HB3	2:B:84:GLN:HA	14	1.68
(1,33)	1:A:55:SER:HB3	2:B:84:GLN:HB2	14	1.68
(1,33)	1:A:55:SER:HB3	2:B:84:GLN:HB3	14	1.68
(1,33)	1:A:55:SER:HB3	2:B:84:GLN:HE21	14	1.68
(1,33)	1:A:55:SER:HB3	2:B:84:GLN:HE22	14	1.68
(1,33)	1:A:55:SER:HB3	2:B:84:GLN:HG2	14	1.68
(1,33)	1:A:55:SER:HB3	2:B:84:GLN:HG3	14	1.68
(1,33)	1:A:55:SER:HB3	2:B:84:GLN:N	14	1.68
(1,33)	1:A:55:SER:HB3	2:B:84:GLN:NE2	14	1.68
(1,33)	1:A:55:SER:HB3	2:B:84:GLN:O	14	1.68
(1,33)	1:A:55:SER:HB3	2:B:84:GLN:OE1	14	1.68

*Continued on next page...*

*Continued from previous page...*

Key	Atom-1	Atom-2	Model ID	Violation (Å)
(1,33)	1:A:55:SER:HB3	2:B:97:THR:C	14	1.68
(1,33)	1:A:55:SER:HB3	2:B:97:THR:CA	14	1.68
(1,33)	1:A:55:SER:HB3	2:B:97:THR:CB	14	1.68
(1,33)	1:A:55:SER:HB3	2:B:97:THR:CG2	14	1.68
(1,33)	1:A:55:SER:HB3	2:B:97:THR:H	14	1.68
(1,33)	1:A:55:SER:HB3	2:B:97:THR:HA	14	1.68
(1,33)	1:A:55:SER:HB3	2:B:97:THR:HB	14	1.68
(1,33)	1:A:55:SER:HB3	2:B:97:THR:HG1	14	1.68
(1,33)	1:A:55:SER:HB3	2:B:97:THR:HG21	14	1.68
(1,33)	1:A:55:SER:HB3	2:B:97:THR:HG22	14	1.68
(1,33)	1:A:55:SER:HB3	2:B:97:THR:HG23	14	1.68
(1,33)	1:A:55:SER:HB3	2:B:97:THR:N	14	1.68
(1,33)	1:A:55:SER:HB3	2:B:97:THR:O	14	1.68
(1,33)	1:A:55:SER:HB3	2:B:97:THR:OG1	14	1.68
(1,33)	1:A:55:SER:HB3	2:B:99:HIS:C	14	1.68
(1,33)	1:A:55:SER:HB3	2:B:99:HIS:CA	14	1.68
(1,33)	1:A:55:SER:HB3	2:B:99:HIS:CB	14	1.68
(1,33)	1:A:55:SER:HB3	2:B:99:HIS:CD2	14	1.68
(1,33)	1:A:55:SER:HB3	2:B:99:HIS:CE1	14	1.68
(1,33)	1:A:55:SER:HB3	2:B:99:HIS:CG	14	1.68
(1,33)	1:A:55:SER:HB3	2:B:99:HIS:H	14	1.68
(1,33)	1:A:55:SER:HB3	2:B:99:HIS:HA	14	1.68
(1,33)	1:A:55:SER:HB3	2:B:99:HIS:HB2	14	1.68
(1,33)	1:A:55:SER:HB3	2:B:99:HIS:HB3	14	1.68
(1,33)	1:A:55:SER:HB3	2:B:99:HIS:HD1	14	1.68
(1,33)	1:A:55:SER:HB3	2:B:99:HIS:HD2	14	1.68
(1,33)	1:A:55:SER:HB3	2:B:99:HIS:HE1	14	1.68
(1,33)	1:A:55:SER:HB3	2:B:99:HIS:HE2	14	1.68
(1,33)	1:A:55:SER:HB3	2:B:99:HIS:N	14	1.68
(1,33)	1:A:55:SER:HB3	2:B:99:HIS:ND1	14	1.68
(1,33)	1:A:55:SER:HB3	2:B:99:HIS:NE2	14	1.68
(1,33)	1:A:55:SER:HB3	2:B:99:HIS:O	14	1.68
(1,33)	1:A:55:SER:HB3	2:B:101:VAL:C	14	1.68
(1,33)	1:A:55:SER:HB3	2:B:101:VAL:CA	14	1.68
(1,33)	1:A:55:SER:HB3	2:B:101:VAL:CB	14	1.68
(1,33)	1:A:55:SER:HB3	2:B:101:VAL:CG1	14	1.68
(1,33)	1:A:55:SER:HB3	2:B:101:VAL:CG2	14	1.68
(1,33)	1:A:55:SER:HB3	2:B:101:VAL:H	14	1.68
(1,33)	1:A:55:SER:HB3	2:B:101:VAL:HA	14	1.68
(1,33)	1:A:55:SER:HB3	2:B:101:VAL:HB	14	1.68
(1,33)	1:A:55:SER:HB3	2:B:101:VAL:HG11	14	1.68
(1,33)	1:A:55:SER:HB3	2:B:101:VAL:HG12	14	1.68

*Continued on next page...*

*Continued from previous page...*

Key	Atom-1	Atom-2	Model ID	Violation (Å)
(1,33)	1:A:55:SER:HB3	2:B:101:VAL:HG13	14	1.68
(1,33)	1:A:55:SER:HB3	2:B:101:VAL:HG21	14	1.68
(1,33)	1:A:55:SER:HB3	2:B:101:VAL:HG22	14	1.68
(1,33)	1:A:55:SER:HB3	2:B:101:VAL:HG23	14	1.68
(1,33)	1:A:55:SER:HB3	2:B:101:VAL:N	14	1.68
(1,33)	1:A:55:SER:HB3	2:B:101:VAL:O	14	1.68
(1,33)	1:A:55:SER:HG	2:B:75:ILE:C	14	1.68
(1,33)	1:A:55:SER:HG	2:B:75:ILE:CA	14	1.68
(1,33)	1:A:55:SER:HG	2:B:75:ILE:CB	14	1.68
(1,33)	1:A:55:SER:HG	2:B:75:ILE:CD1	14	1.68
(1,33)	1:A:55:SER:HG	2:B:75:ILE:CG1	14	1.68
(1,33)	1:A:55:SER:HG	2:B:75:ILE:CG2	14	1.68
(1,33)	1:A:55:SER:HG	2:B:75:ILE:H	14	1.68
(1,33)	1:A:55:SER:HG	2:B:75:ILE:HA	14	1.68
(1,33)	1:A:55:SER:HG	2:B:75:ILE:HB	14	1.68
(1,33)	1:A:55:SER:HG	2:B:75:ILE:HD11	14	1.68
(1,33)	1:A:55:SER:HG	2:B:75:ILE:HD12	14	1.68
(1,33)	1:A:55:SER:HG	2:B:75:ILE:HD13	14	1.68
(1,33)	1:A:55:SER:HG	2:B:75:ILE:HG12	14	1.68
(1,33)	1:A:55:SER:HG	2:B:75:ILE:HG13	14	1.68
(1,33)	1:A:55:SER:HG	2:B:75:ILE:HG21	14	1.68
(1,33)	1:A:55:SER:HG	2:B:75:ILE:HG22	14	1.68
(1,33)	1:A:55:SER:HG	2:B:75:ILE:HG23	14	1.68
(1,33)	1:A:55:SER:HG	2:B:75:ILE:N	14	1.68
(1,33)	1:A:55:SER:HG	2:B:75:ILE:O	14	1.68
(1,33)	1:A:55:SER:HG	2:B:77:ALA:C	14	1.68
(1,33)	1:A:55:SER:HG	2:B:77:ALA:CA	14	1.68
(1,33)	1:A:55:SER:HG	2:B:77:ALA:CB	14	1.68
(1,33)	1:A:55:SER:HG	2:B:77:ALA:H	14	1.68
(1,33)	1:A:55:SER:HG	2:B:77:ALA:HA	14	1.68
(1,33)	1:A:55:SER:HG	2:B:77:ALA:HB1	14	1.68
(1,33)	1:A:55:SER:HG	2:B:77:ALA:HB2	14	1.68
(1,33)	1:A:55:SER:HG	2:B:77:ALA:HB3	14	1.68
(1,33)	1:A:55:SER:HG	2:B:77:ALA:N	14	1.68
(1,33)	1:A:55:SER:HG	2:B:77:ALA:O	14	1.68
(1,33)	1:A:55:SER:HG	2:B:78:GLY:C	14	1.68
(1,33)	1:A:55:SER:HG	2:B:78:GLY:CA	14	1.68
(1,33)	1:A:55:SER:HG	2:B:78:GLY:H	14	1.68
(1,33)	1:A:55:SER:HG	2:B:78:GLY:HA2	14	1.68
(1,33)	1:A:55:SER:HG	2:B:78:GLY:HA3	14	1.68
(1,33)	1:A:55:SER:HG	2:B:78:GLY:N	14	1.68
(1,33)	1:A:55:SER:HG	2:B:78:GLY:O	14	1.68

*Continued on next page...*

*Continued from previous page...*

Key	Atom-1	Atom-2	Model ID	Violation (Å)
(1,33)	1:A:55:SER:HG	2:B:79:LYS:C	14	1.68
(1,33)	1:A:55:SER:HG	2:B:79:LYS:CA	14	1.68
(1,33)	1:A:55:SER:HG	2:B:79:LYS:CB	14	1.68
(1,33)	1:A:55:SER:HG	2:B:79:LYS:CD	14	1.68
(1,33)	1:A:55:SER:HG	2:B:79:LYS:CE	14	1.68
(1,33)	1:A:55:SER:HG	2:B:79:LYS:CG	14	1.68
(1,33)	1:A:55:SER:HG	2:B:79:LYS:H	14	1.68
(1,33)	1:A:55:SER:HG	2:B:79:LYS:HA	14	1.68
(1,33)	1:A:55:SER:HG	2:B:79:LYS:HB2	14	1.68
(1,33)	1:A:55:SER:HG	2:B:79:LYS:HB3	14	1.68
(1,33)	1:A:55:SER:HG	2:B:79:LYS:HD2	14	1.68
(1,33)	1:A:55:SER:HG	2:B:79:LYS:HD3	14	1.68
(1,33)	1:A:55:SER:HG	2:B:79:LYS:HE2	14	1.68
(1,33)	1:A:55:SER:HG	2:B:79:LYS:HE3	14	1.68
(1,33)	1:A:55:SER:HG	2:B:79:LYS:HG2	14	1.68
(1,33)	1:A:55:SER:HG	2:B:79:LYS:HG3	14	1.68
(1,33)	1:A:55:SER:HG	2:B:79:LYS:HZ1	14	1.68
(1,33)	1:A:55:SER:HG	2:B:79:LYS:HZ2	14	1.68
(1,33)	1:A:55:SER:HG	2:B:79:LYS:HZ3	14	1.68
(1,33)	1:A:55:SER:HG	2:B:79:LYS:N	14	1.68
(1,33)	1:A:55:SER:HG	2:B:79:LYS:NZ	14	1.68
(1,33)	1:A:55:SER:HG	2:B:79:LYS:O	14	1.68
(1,33)	1:A:55:SER:HG	2:B:80:ILE:C	14	1.68
(1,33)	1:A:55:SER:HG	2:B:80:ILE:CA	14	1.68
(1,33)	1:A:55:SER:HG	2:B:80:ILE:CB	14	1.68
(1,33)	1:A:55:SER:HG	2:B:80:ILE:CD1	14	1.68
(1,33)	1:A:55:SER:HG	2:B:80:ILE:CG1	14	1.68
(1,33)	1:A:55:SER:HG	2:B:80:ILE:CG2	14	1.68
(1,33)	1:A:55:SER:HG	2:B:80:ILE:H	14	1.68
(1,33)	1:A:55:SER:HG	2:B:80:ILE:HA	14	1.68
(1,33)	1:A:55:SER:HG	2:B:80:ILE:HB	14	1.68
(1,33)	1:A:55:SER:HG	2:B:80:ILE:HD11	14	1.68
(1,33)	1:A:55:SER:HG	2:B:80:ILE:HD12	14	1.68
(1,33)	1:A:55:SER:HG	2:B:80:ILE:HD13	14	1.68
(1,33)	1:A:55:SER:HG	2:B:80:ILE:HG12	14	1.68
(1,33)	1:A:55:SER:HG	2:B:80:ILE:HG13	14	1.68
(1,33)	1:A:55:SER:HG	2:B:80:ILE:HG21	14	1.68
(1,33)	1:A:55:SER:HG	2:B:80:ILE:HG22	14	1.68
(1,33)	1:A:55:SER:HG	2:B:80:ILE:HG23	14	1.68
(1,33)	1:A:55:SER:HG	2:B:80:ILE:N	14	1.68
(1,33)	1:A:55:SER:HG	2:B:80:ILE:O	14	1.68
(1,33)	1:A:55:SER:HG	2:B:84:GLN:C	14	1.68

*Continued on next page...*

*Continued from previous page...*

Key	Atom-1	Atom-2	Model ID	Violation (Å)
(1,33)	1:A:55:SER:HG	2:B:84:GLN:CA	14	1.68
(1,33)	1:A:55:SER:HG	2:B:84:GLN:CB	14	1.68
(1,33)	1:A:55:SER:HG	2:B:84:GLN:CD	14	1.68
(1,33)	1:A:55:SER:HG	2:B:84:GLN:CG	14	1.68
(1,33)	1:A:55:SER:HG	2:B:84:GLN:H	14	1.68
(1,33)	1:A:55:SER:HG	2:B:84:GLN:HA	14	1.68
(1,33)	1:A:55:SER:HG	2:B:84:GLN:HB2	14	1.68
(1,33)	1:A:55:SER:HG	2:B:84:GLN:HB3	14	1.68
(1,33)	1:A:55:SER:HG	2:B:84:GLN:HE21	14	1.68
(1,33)	1:A:55:SER:HG	2:B:84:GLN:HE22	14	1.68
(1,33)	1:A:55:SER:HG	2:B:84:GLN:HG2	14	1.68
(1,33)	1:A:55:SER:HG	2:B:84:GLN:HG3	14	1.68
(1,33)	1:A:55:SER:HG	2:B:84:GLN:N	14	1.68
(1,33)	1:A:55:SER:HG	2:B:84:GLN:NE2	14	1.68
(1,33)	1:A:55:SER:HG	2:B:84:GLN:O	14	1.68
(1,33)	1:A:55:SER:HG	2:B:84:GLN:OE1	14	1.68
(1,33)	1:A:55:SER:HG	2:B:97:THR:C	14	1.68
(1,33)	1:A:55:SER:HG	2:B:97:THR:CA	14	1.68
(1,33)	1:A:55:SER:HG	2:B:97:THR:CB	14	1.68
(1,33)	1:A:55:SER:HG	2:B:97:THR:CG2	14	1.68
(1,33)	1:A:55:SER:HG	2:B:97:THR:H	14	1.68
(1,33)	1:A:55:SER:HG	2:B:97:THR:HA	14	1.68
(1,33)	1:A:55:SER:HG	2:B:97:THR:HB	14	1.68
(1,33)	1:A:55:SER:HG	2:B:97:THR:HG1	14	1.68
(1,33)	1:A:55:SER:HG	2:B:97:THR:HG21	14	1.68
(1,33)	1:A:55:SER:HG	2:B:97:THR:HG22	14	1.68
(1,33)	1:A:55:SER:HG	2:B:97:THR:HG23	14	1.68
(1,33)	1:A:55:SER:HG	2:B:97:THR:N	14	1.68
(1,33)	1:A:55:SER:HG	2:B:97:THR:O	14	1.68
(1,33)	1:A:55:SER:HG	2:B:97:THR:OG1	14	1.68
(1,33)	1:A:55:SER:HG	2:B:99:HIS:C	14	1.68
(1,33)	1:A:55:SER:HG	2:B:99:HIS:CA	14	1.68
(1,33)	1:A:55:SER:HG	2:B:99:HIS:CB	14	1.68
(1,33)	1:A:55:SER:HG	2:B:99:HIS:CD2	14	1.68
(1,33)	1:A:55:SER:HG	2:B:99:HIS:CE1	14	1.68
(1,33)	1:A:55:SER:HG	2:B:99:HIS:CG	14	1.68
(1,33)	1:A:55:SER:HG	2:B:99:HIS:H	14	1.68
(1,33)	1:A:55:SER:HG	2:B:99:HIS:HA	14	1.68
(1,33)	1:A:55:SER:HG	2:B:99:HIS:HB2	14	1.68
(1,33)	1:A:55:SER:HG	2:B:99:HIS:HB3	14	1.68
(1,33)	1:A:55:SER:HG	2:B:99:HIS:HD1	14	1.68
(1,33)	1:A:55:SER:HG	2:B:99:HIS:HD2	14	1.68

*Continued on next page...*

*Continued from previous page...*

Key	Atom-1	Atom-2	Model ID	Violation (Å)
(1,33)	1:A:55:SER:HG	2:B:99:HIS:HE1	14	1.68
(1,33)	1:A:55:SER:HG	2:B:99:HIS:HE2	14	1.68
(1,33)	1:A:55:SER:HG	2:B:99:HIS:N	14	1.68
(1,33)	1:A:55:SER:HG	2:B:99:HIS:ND1	14	1.68
(1,33)	1:A:55:SER:HG	2:B:99:HIS:NE2	14	1.68
(1,33)	1:A:55:SER:HG	2:B:99:HIS:O	14	1.68
(1,33)	1:A:55:SER:HG	2:B:101:VAL:C	14	1.68
(1,33)	1:A:55:SER:HG	2:B:101:VAL:CA	14	1.68
(1,33)	1:A:55:SER:HG	2:B:101:VAL:CB	14	1.68
(1,33)	1:A:55:SER:HG	2:B:101:VAL:CG1	14	1.68
(1,33)	1:A:55:SER:HG	2:B:101:VAL:CG2	14	1.68
(1,33)	1:A:55:SER:HG	2:B:101:VAL:H	14	1.68
(1,33)	1:A:55:SER:HG	2:B:101:VAL:HA	14	1.68
(1,33)	1:A:55:SER:HG	2:B:101:VAL:HB	14	1.68
(1,33)	1:A:55:SER:HG	2:B:101:VAL:HG11	14	1.68
(1,33)	1:A:55:SER:HG	2:B:101:VAL:HG12	14	1.68
(1,33)	1:A:55:SER:HG	2:B:101:VAL:HG13	14	1.68
(1,33)	1:A:55:SER:HG	2:B:101:VAL:HG21	14	1.68
(1,33)	1:A:55:SER:HG	2:B:101:VAL:HG22	14	1.68
(1,33)	1:A:55:SER:HG	2:B:101:VAL:HG23	14	1.68
(1,33)	1:A:55:SER:HG	2:B:101:VAL:N	14	1.68
(1,33)	1:A:55:SER:HG	2:B:101:VAL:O	14	1.68
(1,33)	1:A:55:SER:N	2:B:75:ILE:C	14	1.68
(1,33)	1:A:55:SER:N	2:B:75:ILE:CA	14	1.68
(1,33)	1:A:55:SER:N	2:B:75:ILE:CB	14	1.68
(1,33)	1:A:55:SER:N	2:B:75:ILE:CD1	14	1.68
(1,33)	1:A:55:SER:N	2:B:75:ILE:CG1	14	1.68
(1,33)	1:A:55:SER:N	2:B:75:ILE:CG2	14	1.68
(1,33)	1:A:55:SER:N	2:B:75:ILE:H	14	1.68
(1,33)	1:A:55:SER:N	2:B:75:ILE:HA	14	1.68
(1,33)	1:A:55:SER:N	2:B:75:ILE:HB	14	1.68
(1,33)	1:A:55:SER:N	2:B:75:ILE:HD11	14	1.68
(1,33)	1:A:55:SER:N	2:B:75:ILE:HD12	14	1.68
(1,33)	1:A:55:SER:N	2:B:75:ILE:HD13	14	1.68
(1,33)	1:A:55:SER:N	2:B:75:ILE:HG12	14	1.68
(1,33)	1:A:55:SER:N	2:B:75:ILE:HG13	14	1.68
(1,33)	1:A:55:SER:N	2:B:75:ILE:HG21	14	1.68
(1,33)	1:A:55:SER:N	2:B:75:ILE:HG22	14	1.68
(1,33)	1:A:55:SER:N	2:B:75:ILE:HG23	14	1.68
(1,33)	1:A:55:SER:N	2:B:75:ILE:N	14	1.68
(1,33)	1:A:55:SER:N	2:B:75:ILE:O	14	1.68
(1,33)	1:A:55:SER:N	2:B:77:ALA:C	14	1.68

*Continued on next page...*



*Continued from previous page...*

Key	Atom-1	Atom-2	Model ID	Violation (Å)
(1,33)	1:A:55:SER:N	2:B:77:ALA:CA	14	1.68
(1,33)	1:A:55:SER:N	2:B:77:ALA:CB	14	1.68
(1,33)	1:A:55:SER:N	2:B:77:ALA:H	14	1.68
(1,33)	1:A:55:SER:N	2:B:77:ALA:HA	14	1.68
(1,33)	1:A:55:SER:N	2:B:77:ALA:HB1	14	1.68
(1,33)	1:A:55:SER:N	2:B:77:ALA:HB2	14	1.68
(1,33)	1:A:55:SER:N	2:B:77:ALA:HB3	14	1.68
(1,33)	1:A:55:SER:N	2:B:77:ALA:N	14	1.68
(1,33)	1:A:55:SER:N	2:B:77:ALA:O	14	1.68
(1,33)	1:A:55:SER:N	2:B:78:GLY:C	14	1.68
(1,33)	1:A:55:SER:N	2:B:78:GLY:CA	14	1.68
(1,33)	1:A:55:SER:N	2:B:78:GLY:H	14	1.68
(1,33)	1:A:55:SER:N	2:B:78:GLY:HA2	14	1.68
(1,33)	1:A:55:SER:N	2:B:78:GLY:HA3	14	1.68
(1,33)	1:A:55:SER:N	2:B:78:GLY:N	14	1.68
(1,33)	1:A:55:SER:N	2:B:78:GLY:O	14	1.68
(1,33)	1:A:55:SER:N	2:B:79:LYS:C	14	1.68
(1,33)	1:A:55:SER:N	2:B:79:LYS:CA	14	1.68
(1,33)	1:A:55:SER:N	2:B:79:LYS:CB	14	1.68
(1,33)	1:A:55:SER:N	2:B:79:LYS:CD	14	1.68
(1,33)	1:A:55:SER:N	2:B:79:LYS:CE	14	1.68
(1,33)	1:A:55:SER:N	2:B:79:LYS:CG	14	1.68
(1,33)	1:A:55:SER:N	2:B:79:LYS:H	14	1.68
(1,33)	1:A:55:SER:N	2:B:79:LYS:HA	14	1.68
(1,33)	1:A:55:SER:N	2:B:79:LYS:HB2	14	1.68
(1,33)	1:A:55:SER:N	2:B:79:LYS:HB3	14	1.68
(1,33)	1:A:55:SER:N	2:B:79:LYS:HD2	14	1.68
(1,33)	1:A:55:SER:N	2:B:79:LYS:HD3	14	1.68
(1,33)	1:A:55:SER:N	2:B:79:LYS:HE2	14	1.68
(1,33)	1:A:55:SER:N	2:B:79:LYS:HE3	14	1.68
(1,33)	1:A:55:SER:N	2:B:79:LYS:HG2	14	1.68
(1,33)	1:A:55:SER:N	2:B:79:LYS:HG3	14	1.68
(1,33)	1:A:55:SER:N	2:B:79:LYS:HZ1	14	1.68
(1,33)	1:A:55:SER:N	2:B:79:LYS:HZ2	14	1.68
(1,33)	1:A:55:SER:N	2:B:79:LYS:HZ3	14	1.68
(1,33)	1:A:55:SER:N	2:B:79:LYS:N	14	1.68
(1,33)	1:A:55:SER:N	2:B:79:LYS:NZ	14	1.68
(1,33)	1:A:55:SER:N	2:B:79:LYS:O	14	1.68
(1,33)	1:A:55:SER:N	2:B:80:ILE:C	14	1.68
(1,33)	1:A:55:SER:N	2:B:80:ILE:CA	14	1.68
(1,33)	1:A:55:SER:N	2:B:80:ILE:CB	14	1.68
(1,33)	1:A:55:SER:N	2:B:80:ILE:CD1	14	1.68

*Continued on next page...*

*Continued from previous page...*

Key	Atom-1	Atom-2	Model ID	Violation (Å)
(1,33)	1:A:55:SER:N	2:B:80:ILE:CG1	14	1.68
(1,33)	1:A:55:SER:N	2:B:80:ILE:CG2	14	1.68
(1,33)	1:A:55:SER:N	2:B:80:ILE:H	14	1.68
(1,33)	1:A:55:SER:N	2:B:80:ILE:HA	14	1.68
(1,33)	1:A:55:SER:N	2:B:80:ILE:HB	14	1.68
(1,33)	1:A:55:SER:N	2:B:80:ILE:HD11	14	1.68
(1,33)	1:A:55:SER:N	2:B:80:ILE:HD12	14	1.68
(1,33)	1:A:55:SER:N	2:B:80:ILE:HD13	14	1.68
(1,33)	1:A:55:SER:N	2:B:80:ILE:HG12	14	1.68
(1,33)	1:A:55:SER:N	2:B:80:ILE:HG13	14	1.68
(1,33)	1:A:55:SER:N	2:B:80:ILE:HG21	14	1.68
(1,33)	1:A:55:SER:N	2:B:80:ILE:HG22	14	1.68
(1,33)	1:A:55:SER:N	2:B:80:ILE:HG23	14	1.68
(1,33)	1:A:55:SER:N	2:B:80:ILE:N	14	1.68
(1,33)	1:A:55:SER:N	2:B:80:ILE:O	14	1.68
(1,33)	1:A:55:SER:N	2:B:84:GLN:C	14	1.68
(1,33)	1:A:55:SER:N	2:B:84:GLN:CA	14	1.68
(1,33)	1:A:55:SER:N	2:B:84:GLN:CB	14	1.68
(1,33)	1:A:55:SER:N	2:B:84:GLN:CD	14	1.68
(1,33)	1:A:55:SER:N	2:B:84:GLN:CG	14	1.68
(1,33)	1:A:55:SER:N	2:B:84:GLN:H	14	1.68
(1,33)	1:A:55:SER:N	2:B:84:GLN:HA	14	1.68
(1,33)	1:A:55:SER:N	2:B:84:GLN:HB2	14	1.68
(1,33)	1:A:55:SER:N	2:B:84:GLN:HB3	14	1.68
(1,33)	1:A:55:SER:N	2:B:84:GLN:HE21	14	1.68
(1,33)	1:A:55:SER:N	2:B:84:GLN:HE22	14	1.68
(1,33)	1:A:55:SER:N	2:B:84:GLN:HG2	14	1.68
(1,33)	1:A:55:SER:N	2:B:84:GLN:HG3	14	1.68
(1,33)	1:A:55:SER:N	2:B:84:GLN:N	14	1.68
(1,33)	1:A:55:SER:N	2:B:84:GLN:NE2	14	1.68
(1,33)	1:A:55:SER:N	2:B:84:GLN:O	14	1.68
(1,33)	1:A:55:SER:N	2:B:84:GLN:OE1	14	1.68
(1,33)	1:A:55:SER:N	2:B:97:THR:C	14	1.68
(1,33)	1:A:55:SER:N	2:B:97:THR:CA	14	1.68
(1,33)	1:A:55:SER:N	2:B:97:THR:CB	14	1.68
(1,33)	1:A:55:SER:N	2:B:97:THR:CG2	14	1.68
(1,33)	1:A:55:SER:N	2:B:97:THR:H	14	1.68
(1,33)	1:A:55:SER:N	2:B:97:THR:HA	14	1.68
(1,33)	1:A:55:SER:N	2:B:97:THR:HB	14	1.68
(1,33)	1:A:55:SER:N	2:B:97:THR:HG1	14	1.68
(1,33)	1:A:55:SER:N	2:B:97:THR:HG21	14	1.68
(1,33)	1:A:55:SER:N	2:B:97:THR:HG22	14	1.68

*Continued on next page...*

*Continued from previous page...*

Key	Atom-1	Atom-2	Model ID	Violation (Å)
(1,33)	1:A:55:SER:N	2:B:97:THR:HG23	14	1.68
(1,33)	1:A:55:SER:N	2:B:97:THR:N	14	1.68
(1,33)	1:A:55:SER:N	2:B:97:THR:O	14	1.68
(1,33)	1:A:55:SER:N	2:B:97:THR:OG1	14	1.68
(1,33)	1:A:55:SER:N	2:B:99:HIS:C	14	1.68
(1,33)	1:A:55:SER:N	2:B:99:HIS:CA	14	1.68
(1,33)	1:A:55:SER:N	2:B:99:HIS:CB	14	1.68
(1,33)	1:A:55:SER:N	2:B:99:HIS:CD2	14	1.68
(1,33)	1:A:55:SER:N	2:B:99:HIS:CE1	14	1.68
(1,33)	1:A:55:SER:N	2:B:99:HIS:CG	14	1.68
(1,33)	1:A:55:SER:N	2:B:99:HIS:H	14	1.68
(1,33)	1:A:55:SER:N	2:B:99:HIS:HA	14	1.68
(1,33)	1:A:55:SER:N	2:B:99:HIS:HB2	14	1.68
(1,33)	1:A:55:SER:N	2:B:99:HIS:HB3	14	1.68
(1,33)	1:A:55:SER:N	2:B:99:HIS:HD1	14	1.68
(1,33)	1:A:55:SER:N	2:B:99:HIS:HD2	14	1.68
(1,33)	1:A:55:SER:N	2:B:99:HIS:HE1	14	1.68
(1,33)	1:A:55:SER:N	2:B:99:HIS:HE2	14	1.68
(1,33)	1:A:55:SER:N	2:B:99:HIS:N	14	1.68
(1,33)	1:A:55:SER:N	2:B:99:HIS:ND1	14	1.68
(1,33)	1:A:55:SER:N	2:B:99:HIS:NE2	14	1.68
(1,33)	1:A:55:SER:N	2:B:99:HIS:O	14	1.68
(1,33)	1:A:55:SER:N	2:B:101:VAL:C	14	1.68
(1,33)	1:A:55:SER:N	2:B:101:VAL:CA	14	1.68
(1,33)	1:A:55:SER:N	2:B:101:VAL:CB	14	1.68
(1,33)	1:A:55:SER:N	2:B:101:VAL:CG1	14	1.68
(1,33)	1:A:55:SER:N	2:B:101:VAL:CG2	14	1.68
(1,33)	1:A:55:SER:N	2:B:101:VAL:H	14	1.68
(1,33)	1:A:55:SER:N	2:B:101:VAL:HA	14	1.68
(1,33)	1:A:55:SER:N	2:B:101:VAL:HB	14	1.68
(1,33)	1:A:55:SER:N	2:B:101:VAL:HG11	14	1.68
(1,33)	1:A:55:SER:N	2:B:101:VAL:HG12	14	1.68
(1,33)	1:A:55:SER:N	2:B:101:VAL:HG13	14	1.68
(1,33)	1:A:55:SER:N	2:B:101:VAL:HG21	14	1.68
(1,33)	1:A:55:SER:N	2:B:101:VAL:HG22	14	1.68
(1,33)	1:A:55:SER:N	2:B:101:VAL:HG23	14	1.68
(1,33)	1:A:55:SER:N	2:B:101:VAL:N	14	1.68
(1,33)	1:A:55:SER:N	2:B:101:VAL:O	14	1.68
(1,33)	1:A:55:SER:O	2:B:75:ILE:C	14	1.68
(1,33)	1:A:55:SER:O	2:B:75:ILE:CA	14	1.68
(1,33)	1:A:55:SER:O	2:B:75:ILE:CB	14	1.68
(1,33)	1:A:55:SER:O	2:B:75:ILE:CD1	14	1.68

*Continued on next page...*

*Continued from previous page...*

Key	Atom-1	Atom-2	Model ID	Violation (Å)
(1,33)	1:A:55:SER:O	2:B:75:ILE:CG1	14	1.68
(1,33)	1:A:55:SER:O	2:B:75:ILE:CG2	14	1.68
(1,33)	1:A:55:SER:O	2:B:75:ILE:H	14	1.68
(1,33)	1:A:55:SER:O	2:B:75:ILE:HA	14	1.68
(1,33)	1:A:55:SER:O	2:B:75:ILE:HB	14	1.68
(1,33)	1:A:55:SER:O	2:B:75:ILE:HD11	14	1.68
(1,33)	1:A:55:SER:O	2:B:75:ILE:HD12	14	1.68
(1,33)	1:A:55:SER:O	2:B:75:ILE:HD13	14	1.68
(1,33)	1:A:55:SER:O	2:B:75:ILE:HG12	14	1.68
(1,33)	1:A:55:SER:O	2:B:75:ILE:HG13	14	1.68
(1,33)	1:A:55:SER:O	2:B:75:ILE:HG21	14	1.68
(1,33)	1:A:55:SER:O	2:B:75:ILE:HG22	14	1.68
(1,33)	1:A:55:SER:O	2:B:75:ILE:HG23	14	1.68
(1,33)	1:A:55:SER:O	2:B:75:ILE:N	14	1.68
(1,33)	1:A:55:SER:O	2:B:75:ILE:O	14	1.68
(1,33)	1:A:55:SER:O	2:B:77:ALA:C	14	1.68
(1,33)	1:A:55:SER:O	2:B:77:ALA:CA	14	1.68
(1,33)	1:A:55:SER:O	2:B:77:ALA:CB	14	1.68
(1,33)	1:A:55:SER:O	2:B:77:ALA:H	14	1.68
(1,33)	1:A:55:SER:O	2:B:77:ALA:HA	14	1.68
(1,33)	1:A:55:SER:O	2:B:77:ALA:HB1	14	1.68
(1,33)	1:A:55:SER:O	2:B:77:ALA:HB2	14	1.68
(1,33)	1:A:55:SER:O	2:B:77:ALA:HB3	14	1.68
(1,33)	1:A:55:SER:O	2:B:77:ALA:N	14	1.68
(1,33)	1:A:55:SER:O	2:B:77:ALA:O	14	1.68
(1,33)	1:A:55:SER:O	2:B:78:GLY:C	14	1.68
(1,33)	1:A:55:SER:O	2:B:78:GLY:CA	14	1.68
(1,33)	1:A:55:SER:O	2:B:78:GLY:H	14	1.68
(1,33)	1:A:55:SER:O	2:B:78:GLY:HA2	14	1.68
(1,33)	1:A:55:SER:O	2:B:78:GLY:HA3	14	1.68
(1,33)	1:A:55:SER:O	2:B:78:GLY:N	14	1.68
(1,33)	1:A:55:SER:O	2:B:78:GLY:O	14	1.68
(1,33)	1:A:55:SER:O	2:B:79:LYS:C	14	1.68
(1,33)	1:A:55:SER:O	2:B:79:LYS:CA	14	1.68
(1,33)	1:A:55:SER:O	2:B:79:LYS:CB	14	1.68
(1,33)	1:A:55:SER:O	2:B:79:LYS:CD	14	1.68
(1,33)	1:A:55:SER:O	2:B:79:LYS:CE	14	1.68
(1,33)	1:A:55:SER:O	2:B:79:LYS:CG	14	1.68
(1,33)	1:A:55:SER:O	2:B:79:LYS:H	14	1.68
(1,33)	1:A:55:SER:O	2:B:79:LYS:HA	14	1.68
(1,33)	1:A:55:SER:O	2:B:79:LYS:HB2	14	1.68
(1,33)	1:A:55:SER:O	2:B:79:LYS:HB3	14	1.68

*Continued on next page...*

*Continued from previous page...*

Key	Atom-1	Atom-2	Model ID	Violation (Å)
(1,33)	1:A:55:SER:O	2:B:79:LYS:HD2	14	1.68
(1,33)	1:A:55:SER:O	2:B:79:LYS:HD3	14	1.68
(1,33)	1:A:55:SER:O	2:B:79:LYS:HE2	14	1.68
(1,33)	1:A:55:SER:O	2:B:79:LYS:HE3	14	1.68
(1,33)	1:A:55:SER:O	2:B:79:LYS:HG2	14	1.68
(1,33)	1:A:55:SER:O	2:B:79:LYS:HG3	14	1.68
(1,33)	1:A:55:SER:O	2:B:79:LYS:HZ1	14	1.68
(1,33)	1:A:55:SER:O	2:B:79:LYS:HZ2	14	1.68
(1,33)	1:A:55:SER:O	2:B:79:LYS:HZ3	14	1.68
(1,33)	1:A:55:SER:O	2:B:79:LYS:N	14	1.68
(1,33)	1:A:55:SER:O	2:B:79:LYS:NZ	14	1.68
(1,33)	1:A:55:SER:O	2:B:79:LYS:O	14	1.68
(1,33)	1:A:55:SER:O	2:B:80:ILE:C	14	1.68
(1,33)	1:A:55:SER:O	2:B:80:ILE:CA	14	1.68
(1,33)	1:A:55:SER:O	2:B:80:ILE:CB	14	1.68
(1,33)	1:A:55:SER:O	2:B:80:ILE:CD1	14	1.68
(1,33)	1:A:55:SER:O	2:B:80:ILE:CG1	14	1.68
(1,33)	1:A:55:SER:O	2:B:80:ILE:CG2	14	1.68
(1,33)	1:A:55:SER:O	2:B:80:ILE:H	14	1.68
(1,33)	1:A:55:SER:O	2:B:80:ILE:HA	14	1.68
(1,33)	1:A:55:SER:O	2:B:80:ILE:HB	14	1.68
(1,33)	1:A:55:SER:O	2:B:80:ILE:HD11	14	1.68
(1,33)	1:A:55:SER:O	2:B:80:ILE:HD12	14	1.68
(1,33)	1:A:55:SER:O	2:B:80:ILE:HD13	14	1.68
(1,33)	1:A:55:SER:O	2:B:80:ILE:HG12	14	1.68
(1,33)	1:A:55:SER:O	2:B:80:ILE:HG13	14	1.68
(1,33)	1:A:55:SER:O	2:B:80:ILE:HG21	14	1.68
(1,33)	1:A:55:SER:O	2:B:80:ILE:HG22	14	1.68
(1,33)	1:A:55:SER:O	2:B:80:ILE:HG23	14	1.68
(1,33)	1:A:55:SER:O	2:B:80:ILE:N	14	1.68
(1,33)	1:A:55:SER:O	2:B:80:ILE:O	14	1.68
(1,33)	1:A:55:SER:O	2:B:84:GLN:C	14	1.68
(1,33)	1:A:55:SER:O	2:B:84:GLN:CA	14	1.68
(1,33)	1:A:55:SER:O	2:B:84:GLN:CB	14	1.68
(1,33)	1:A:55:SER:O	2:B:84:GLN:CD	14	1.68
(1,33)	1:A:55:SER:O	2:B:84:GLN:CG	14	1.68
(1,33)	1:A:55:SER:O	2:B:84:GLN:H	14	1.68
(1,33)	1:A:55:SER:O	2:B:84:GLN:HA	14	1.68
(1,33)	1:A:55:SER:O	2:B:84:GLN:HB2	14	1.68
(1,33)	1:A:55:SER:O	2:B:84:GLN:HB3	14	1.68
(1,33)	1:A:55:SER:O	2:B:84:GLN:HE21	14	1.68
(1,33)	1:A:55:SER:O	2:B:84:GLN:HE22	14	1.68

*Continued on next page...*

*Continued from previous page...*

Key	Atom-1	Atom-2	Model ID	Violation (Å)
(1,33)	1:A:55:SER:O	2:B:84:GLN:HG2	14	1.68
(1,33)	1:A:55:SER:O	2:B:84:GLN:HG3	14	1.68
(1,33)	1:A:55:SER:O	2:B:84:GLN:N	14	1.68
(1,33)	1:A:55:SER:O	2:B:84:GLN:NE2	14	1.68
(1,33)	1:A:55:SER:O	2:B:84:GLN:O	14	1.68
(1,33)	1:A:55:SER:O	2:B:84:GLN:OE1	14	1.68
(1,33)	1:A:55:SER:O	2:B:97:THR:C	14	1.68
(1,33)	1:A:55:SER:O	2:B:97:THR:CA	14	1.68
(1,33)	1:A:55:SER:O	2:B:97:THR:CB	14	1.68
(1,33)	1:A:55:SER:O	2:B:97:THR:CG2	14	1.68
(1,33)	1:A:55:SER:O	2:B:97:THR:H	14	1.68
(1,33)	1:A:55:SER:O	2:B:97:THR:HA	14	1.68
(1,33)	1:A:55:SER:O	2:B:97:THR:HB	14	1.68
(1,33)	1:A:55:SER:O	2:B:97:THR:HG1	14	1.68
(1,33)	1:A:55:SER:O	2:B:97:THR:HG21	14	1.68
(1,33)	1:A:55:SER:O	2:B:97:THR:HG22	14	1.68
(1,33)	1:A:55:SER:O	2:B:97:THR:HG23	14	1.68
(1,33)	1:A:55:SER:O	2:B:97:THR:N	14	1.68
(1,33)	1:A:55:SER:O	2:B:97:THR:O	14	1.68
(1,33)	1:A:55:SER:O	2:B:97:THR:OG1	14	1.68
(1,33)	1:A:55:SER:O	2:B:99:HIS:C	14	1.68
(1,33)	1:A:55:SER:O	2:B:99:HIS:CA	14	1.68
(1,33)	1:A:55:SER:O	2:B:99:HIS:CB	14	1.68
(1,33)	1:A:55:SER:O	2:B:99:HIS:CD2	14	1.68
(1,33)	1:A:55:SER:O	2:B:99:HIS:CE1	14	1.68
(1,33)	1:A:55:SER:O	2:B:99:HIS:CG	14	1.68
(1,33)	1:A:55:SER:O	2:B:99:HIS:H	14	1.68
(1,33)	1:A:55:SER:O	2:B:99:HIS:HA	14	1.68
(1,33)	1:A:55:SER:O	2:B:99:HIS:HB2	14	1.68
(1,33)	1:A:55:SER:O	2:B:99:HIS:HB3	14	1.68
(1,33)	1:A:55:SER:O	2:B:99:HIS:HD1	14	1.68
(1,33)	1:A:55:SER:O	2:B:99:HIS:HD2	14	1.68
(1,33)	1:A:55:SER:O	2:B:99:HIS:HE1	14	1.68
(1,33)	1:A:55:SER:O	2:B:99:HIS:HE2	14	1.68
(1,33)	1:A:55:SER:O	2:B:99:HIS:N	14	1.68
(1,33)	1:A:55:SER:O	2:B:99:HIS:ND1	14	1.68
(1,33)	1:A:55:SER:O	2:B:99:HIS:NE2	14	1.68
(1,33)	1:A:55:SER:O	2:B:99:HIS:O	14	1.68
(1,33)	1:A:55:SER:O	2:B:101:VAL:C	14	1.68
(1,33)	1:A:55:SER:O	2:B:101:VAL:CA	14	1.68
(1,33)	1:A:55:SER:O	2:B:101:VAL:CB	14	1.68
(1,33)	1:A:55:SER:O	2:B:101:VAL:CG1	14	1.68

*Continued on next page...*

*Continued from previous page...*

Key	Atom-1	Atom-2	Model ID	Violation (Å)
(1,33)	1:A:55:SER:O	2:B:101:VAL:CG2	14	1.68
(1,33)	1:A:55:SER:O	2:B:101:VAL:H	14	1.68
(1,33)	1:A:55:SER:O	2:B:101:VAL:HA	14	1.68
(1,33)	1:A:55:SER:O	2:B:101:VAL:HB	14	1.68
(1,33)	1:A:55:SER:O	2:B:101:VAL:HG11	14	1.68
(1,33)	1:A:55:SER:O	2:B:101:VAL:HG12	14	1.68
(1,33)	1:A:55:SER:O	2:B:101:VAL:HG13	14	1.68
(1,33)	1:A:55:SER:O	2:B:101:VAL:HG21	14	1.68
(1,33)	1:A:55:SER:O	2:B:101:VAL:HG22	14	1.68
(1,33)	1:A:55:SER:O	2:B:101:VAL:HG23	14	1.68
(1,33)	1:A:55:SER:O	2:B:101:VAL:N	14	1.68
(1,33)	1:A:55:SER:O	2:B:101:VAL:O	14	1.68
(1,33)	1:A:55:SER:OG	2:B:75:ILE:C	14	1.68
(1,33)	1:A:55:SER:OG	2:B:75:ILE:CA	14	1.68
(1,33)	1:A:55:SER:OG	2:B:75:ILE:CB	14	1.68
(1,33)	1:A:55:SER:OG	2:B:75:ILE:CD1	14	1.68
(1,33)	1:A:55:SER:OG	2:B:75:ILE:CG1	14	1.68
(1,33)	1:A:55:SER:OG	2:B:75:ILE:CG2	14	1.68
(1,33)	1:A:55:SER:OG	2:B:75:ILE:H	14	1.68
(1,33)	1:A:55:SER:OG	2:B:75:ILE:HA	14	1.68
(1,33)	1:A:55:SER:OG	2:B:75:ILE:HB	14	1.68
(1,33)	1:A:55:SER:OG	2:B:75:ILE:HD11	14	1.68
(1,33)	1:A:55:SER:OG	2:B:75:ILE:HD12	14	1.68
(1,33)	1:A:55:SER:OG	2:B:75:ILE:HD13	14	1.68
(1,33)	1:A:55:SER:OG	2:B:75:ILE:HG12	14	1.68
(1,33)	1:A:55:SER:OG	2:B:75:ILE:HG13	14	1.68
(1,33)	1:A:55:SER:OG	2:B:75:ILE:HG21	14	1.68
(1,33)	1:A:55:SER:OG	2:B:75:ILE:HG22	14	1.68
(1,33)	1:A:55:SER:OG	2:B:75:ILE:HG23	14	1.68
(1,33)	1:A:55:SER:OG	2:B:75:ILE:N	14	1.68
(1,33)	1:A:55:SER:OG	2:B:75:ILE:O	14	1.68
(1,33)	1:A:55:SER:OG	2:B:77:ALA:C	14	1.68
(1,33)	1:A:55:SER:OG	2:B:77:ALA:CA	14	1.68
(1,33)	1:A:55:SER:OG	2:B:77:ALA:CB	14	1.68
(1,33)	1:A:55:SER:OG	2:B:77:ALA:H	14	1.68
(1,33)	1:A:55:SER:OG	2:B:77:ALA:HA	14	1.68
(1,33)	1:A:55:SER:OG	2:B:77:ALA:HB1	14	1.68
(1,33)	1:A:55:SER:OG	2:B:77:ALA:HB2	14	1.68
(1,33)	1:A:55:SER:OG	2:B:77:ALA:HB3	14	1.68
(1,33)	1:A:55:SER:OG	2:B:77:ALA:N	14	1.68
(1,33)	1:A:55:SER:OG	2:B:77:ALA:O	14	1.68
(1,33)	1:A:55:SER:OG	2:B:78:GLY:C	14	1.68

*Continued on next page...*

*Continued from previous page...*

Key	Atom-1	Atom-2	Model ID	Violation (Å)
(1,33)	1:A:55:SER:OG	2:B:78:GLY:CA	14	1.68
(1,33)	1:A:55:SER:OG	2:B:78:GLY:H	14	1.68
(1,33)	1:A:55:SER:OG	2:B:78:GLY:HA2	14	1.68
(1,33)	1:A:55:SER:OG	2:B:78:GLY:HA3	14	1.68
(1,33)	1:A:55:SER:OG	2:B:78:GLY:N	14	1.68
(1,33)	1:A:55:SER:OG	2:B:78:GLY:O	14	1.68
(1,33)	1:A:55:SER:OG	2:B:79:LYS:C	14	1.68
(1,33)	1:A:55:SER:OG	2:B:79:LYS:CA	14	1.68
(1,33)	1:A:55:SER:OG	2:B:79:LYS:CB	14	1.68
(1,33)	1:A:55:SER:OG	2:B:79:LYS:CD	14	1.68
(1,33)	1:A:55:SER:OG	2:B:79:LYS:CE	14	1.68
(1,33)	1:A:55:SER:OG	2:B:79:LYS:CG	14	1.68
(1,33)	1:A:55:SER:OG	2:B:79:LYS:H	14	1.68
(1,33)	1:A:55:SER:OG	2:B:79:LYS:HA	14	1.68
(1,33)	1:A:55:SER:OG	2:B:79:LYS:HB2	14	1.68
(1,33)	1:A:55:SER:OG	2:B:79:LYS:HB3	14	1.68
(1,33)	1:A:55:SER:OG	2:B:79:LYS:HD2	14	1.68
(1,33)	1:A:55:SER:OG	2:B:79:LYS:HD3	14	1.68
(1,33)	1:A:55:SER:OG	2:B:79:LYS:HE2	14	1.68
(1,33)	1:A:55:SER:OG	2:B:79:LYS:HE3	14	1.68
(1,33)	1:A:55:SER:OG	2:B:79:LYS:HG2	14	1.68
(1,33)	1:A:55:SER:OG	2:B:79:LYS:HG3	14	1.68
(1,33)	1:A:55:SER:OG	2:B:79:LYS:HZ1	14	1.68
(1,33)	1:A:55:SER:OG	2:B:79:LYS:HZ2	14	1.68
(1,33)	1:A:55:SER:OG	2:B:79:LYS:HZ3	14	1.68
(1,33)	1:A:55:SER:OG	2:B:79:LYS:N	14	1.68
(1,33)	1:A:55:SER:OG	2:B:79:LYS:NZ	14	1.68
(1,33)	1:A:55:SER:OG	2:B:79:LYS:O	14	1.68
(1,33)	1:A:55:SER:OG	2:B:80:ILE:C	14	1.68
(1,33)	1:A:55:SER:OG	2:B:80:ILE:CA	14	1.68
(1,33)	1:A:55:SER:OG	2:B:80:ILE:CB	14	1.68
(1,33)	1:A:55:SER:OG	2:B:80:ILE:CD1	14	1.68
(1,33)	1:A:55:SER:OG	2:B:80:ILE:CG1	14	1.68
(1,33)	1:A:55:SER:OG	2:B:80:ILE:CG2	14	1.68
(1,33)	1:A:55:SER:OG	2:B:80:ILE:H	14	1.68
(1,33)	1:A:55:SER:OG	2:B:80:ILE:HA	14	1.68
(1,33)	1:A:55:SER:OG	2:B:80:ILE:HB	14	1.68
(1,33)	1:A:55:SER:OG	2:B:80:ILE:HD11	14	1.68
(1,33)	1:A:55:SER:OG	2:B:80:ILE:HD12	14	1.68
(1,33)	1:A:55:SER:OG	2:B:80:ILE:HD13	14	1.68
(1,33)	1:A:55:SER:OG	2:B:80:ILE:HG12	14	1.68
(1,33)	1:A:55:SER:OG	2:B:80:ILE:HG13	14	1.68

*Continued on next page...*



*Continued from previous page...*

Key	Atom-1	Atom-2	Model ID	Violation (Å)
(1,33)	1:A:55:SER:OG	2:B:80:ILE:HG21	14	1.68
(1,33)	1:A:55:SER:OG	2:B:80:ILE:HG22	14	1.68
(1,33)	1:A:55:SER:OG	2:B:80:ILE:HG23	14	1.68
(1,33)	1:A:55:SER:OG	2:B:80:ILE:N	14	1.68
(1,33)	1:A:55:SER:OG	2:B:80:ILE:O	14	1.68
(1,33)	1:A:55:SER:OG	2:B:84:GLN:C	14	1.68
(1,33)	1:A:55:SER:OG	2:B:84:GLN:CA	14	1.68
(1,33)	1:A:55:SER:OG	2:B:84:GLN:CB	14	1.68
(1,33)	1:A:55:SER:OG	2:B:84:GLN:CD	14	1.68
(1,33)	1:A:55:SER:OG	2:B:84:GLN:CG	14	1.68
(1,33)	1:A:55:SER:OG	2:B:84:GLN:H	14	1.68
(1,33)	1:A:55:SER:OG	2:B:84:GLN:HA	14	1.68
(1,33)	1:A:55:SER:OG	2:B:84:GLN:HB2	14	1.68
(1,33)	1:A:55:SER:OG	2:B:84:GLN:HB3	14	1.68
(1,33)	1:A:55:SER:OG	2:B:84:GLN:HE21	14	1.68
(1,33)	1:A:55:SER:OG	2:B:84:GLN:HE22	14	1.68
(1,33)	1:A:55:SER:OG	2:B:84:GLN:HG2	14	1.68
(1,33)	1:A:55:SER:OG	2:B:84:GLN:HG3	14	1.68
(1,33)	1:A:55:SER:OG	2:B:84:GLN:N	14	1.68
(1,33)	1:A:55:SER:OG	2:B:84:GLN:NE2	14	1.68
(1,33)	1:A:55:SER:OG	2:B:84:GLN:O	14	1.68
(1,33)	1:A:55:SER:OG	2:B:84:GLN:OE1	14	1.68
(1,33)	1:A:55:SER:OG	2:B:97:THR:C	14	1.68
(1,33)	1:A:55:SER:OG	2:B:97:THR:CA	14	1.68
(1,33)	1:A:55:SER:OG	2:B:97:THR:CB	14	1.68
(1,33)	1:A:55:SER:OG	2:B:97:THR:CG2	14	1.68
(1,33)	1:A:55:SER:OG	2:B:97:THR:H	14	1.68
(1,33)	1:A:55:SER:OG	2:B:97:THR:HA	14	1.68
(1,33)	1:A:55:SER:OG	2:B:97:THR:HB	14	1.68
(1,33)	1:A:55:SER:OG	2:B:97:THR:HG1	14	1.68
(1,33)	1:A:55:SER:OG	2:B:97:THR:HG21	14	1.68
(1,33)	1:A:55:SER:OG	2:B:97:THR:HG22	14	1.68
(1,33)	1:A:55:SER:OG	2:B:97:THR:HG23	14	1.68
(1,33)	1:A:55:SER:OG	2:B:97:THR:N	14	1.68
(1,33)	1:A:55:SER:OG	2:B:97:THR:O	14	1.68
(1,33)	1:A:55:SER:OG	2:B:97:THR:OG1	14	1.68
(1,33)	1:A:55:SER:OG	2:B:99:HIS:C	14	1.68
(1,33)	1:A:55:SER:OG	2:B:99:HIS:CA	14	1.68
(1,33)	1:A:55:SER:OG	2:B:99:HIS:CB	14	1.68
(1,33)	1:A:55:SER:OG	2:B:99:HIS:CD2	14	1.68
(1,33)	1:A:55:SER:OG	2:B:99:HIS:CE1	14	1.68
(1,33)	1:A:55:SER:OG	2:B:99:HIS:CG	14	1.68

*Continued on next page...*

*Continued from previous page...*

Key	Atom-1	Atom-2	Model ID	Violation (Å)
(1,33)	1:A:55:SER:OG	2:B:99:HIS:H	14	1.68
(1,33)	1:A:55:SER:OG	2:B:99:HIS:HA	14	1.68
(1,33)	1:A:55:SER:OG	2:B:99:HIS:HB2	14	1.68
(1,33)	1:A:55:SER:OG	2:B:99:HIS:HB3	14	1.68
(1,33)	1:A:55:SER:OG	2:B:99:HIS:HD1	14	1.68
(1,33)	1:A:55:SER:OG	2:B:99:HIS:HD2	14	1.68
(1,33)	1:A:55:SER:OG	2:B:99:HIS:HE1	14	1.68
(1,33)	1:A:55:SER:OG	2:B:99:HIS:HE2	14	1.68
(1,33)	1:A:55:SER:OG	2:B:99:HIS:N	14	1.68
(1,33)	1:A:55:SER:OG	2:B:99:HIS:ND1	14	1.68
(1,33)	1:A:55:SER:OG	2:B:99:HIS:NE2	14	1.68
(1,33)	1:A:55:SER:OG	2:B:99:HIS:O	14	1.68
(1,33)	1:A:55:SER:OG	2:B:101:VAL:C	14	1.68
(1,33)	1:A:55:SER:OG	2:B:101:VAL:CA	14	1.68
(1,33)	1:A:55:SER:OG	2:B:101:VAL:CB	14	1.68
(1,33)	1:A:55:SER:OG	2:B:101:VAL:CG1	14	1.68
(1,33)	1:A:55:SER:OG	2:B:101:VAL:CG2	14	1.68
(1,33)	1:A:55:SER:OG	2:B:101:VAL:H	14	1.68
(1,33)	1:A:55:SER:OG	2:B:101:VAL:HA	14	1.68
(1,33)	1:A:55:SER:OG	2:B:101:VAL:HB	14	1.68
(1,33)	1:A:55:SER:OG	2:B:101:VAL:HG11	14	1.68
(1,33)	1:A:55:SER:OG	2:B:101:VAL:HG12	14	1.68
(1,33)	1:A:55:SER:OG	2:B:101:VAL:HG13	14	1.68
(1,33)	1:A:55:SER:OG	2:B:101:VAL:HG21	14	1.68
(1,33)	1:A:55:SER:OG	2:B:101:VAL:HG22	14	1.68
(1,33)	1:A:55:SER:OG	2:B:101:VAL:HG23	14	1.68
(1,33)	1:A:55:SER:OG	2:B:101:VAL:N	14	1.68
(1,33)	1:A:55:SER:OG	2:B:101:VAL:O	14	1.68
(1,37)	1:A:104:ARG:C	2:B:75:ILE:C	6	1.67
(1,37)	1:A:104:ARG:C	2:B:75:ILE:CA	6	1.67
(1,37)	1:A:104:ARG:C	2:B:75:ILE:CB	6	1.67
(1,37)	1:A:104:ARG:C	2:B:75:ILE:CD1	6	1.67
(1,37)	1:A:104:ARG:C	2:B:75:ILE:CG1	6	1.67
(1,37)	1:A:104:ARG:C	2:B:75:ILE:CG2	6	1.67
(1,37)	1:A:104:ARG:C	2:B:75:ILE:H	6	1.67
(1,37)	1:A:104:ARG:C	2:B:75:ILE:HA	6	1.67
(1,37)	1:A:104:ARG:C	2:B:75:ILE:HB	6	1.67
(1,37)	1:A:104:ARG:C	2:B:75:ILE:HD11	6	1.67
(1,37)	1:A:104:ARG:C	2:B:75:ILE:HD12	6	1.67
(1,37)	1:A:104:ARG:C	2:B:75:ILE:HD13	6	1.67
(1,37)	1:A:104:ARG:C	2:B:75:ILE:HG12	6	1.67
(1,37)	1:A:104:ARG:C	2:B:75:ILE:HG13	6	1.67

*Continued on next page...*

*Continued from previous page...*

Key	Atom-1	Atom-2	Model ID	Violation (Å)
(1,37)	1:A:104:ARG:C	2:B:75:ILE:HG21	6	1.67
(1,37)	1:A:104:ARG:C	2:B:75:ILE:HG22	6	1.67
(1,37)	1:A:104:ARG:C	2:B:75:ILE:HG23	6	1.67
(1,37)	1:A:104:ARG:C	2:B:75:ILE:N	6	1.67
(1,37)	1:A:104:ARG:C	2:B:75:ILE:O	6	1.67
(1,37)	1:A:104:ARG:C	2:B:77:ALA:C	6	1.67
(1,37)	1:A:104:ARG:C	2:B:77:ALA:CA	6	1.67
(1,37)	1:A:104:ARG:C	2:B:77:ALA:CB	6	1.67
(1,37)	1:A:104:ARG:C	2:B:77:ALA:H	6	1.67
(1,37)	1:A:104:ARG:C	2:B:77:ALA:HA	6	1.67
(1,37)	1:A:104:ARG:C	2:B:77:ALA:HB1	6	1.67
(1,37)	1:A:104:ARG:C	2:B:77:ALA:HB2	6	1.67
(1,37)	1:A:104:ARG:C	2:B:77:ALA:HB3	6	1.67
(1,37)	1:A:104:ARG:C	2:B:77:ALA:N	6	1.67
(1,37)	1:A:104:ARG:C	2:B:77:ALA:O	6	1.67
(1,37)	1:A:104:ARG:C	2:B:78:GLY:C	6	1.67
(1,37)	1:A:104:ARG:C	2:B:78:GLY:CA	6	1.67
(1,37)	1:A:104:ARG:C	2:B:78:GLY:H	6	1.67
(1,37)	1:A:104:ARG:C	2:B:78:GLY:HA2	6	1.67
(1,37)	1:A:104:ARG:C	2:B:78:GLY:HA3	6	1.67
(1,37)	1:A:104:ARG:C	2:B:78:GLY:N	6	1.67
(1,37)	1:A:104:ARG:C	2:B:78:GLY:O	6	1.67
(1,37)	1:A:104:ARG:C	2:B:79:LYS:C	6	1.67
(1,37)	1:A:104:ARG:C	2:B:79:LYS:CA	6	1.67
(1,37)	1:A:104:ARG:C	2:B:79:LYS:CB	6	1.67
(1,37)	1:A:104:ARG:C	2:B:79:LYS:CD	6	1.67
(1,37)	1:A:104:ARG:C	2:B:79:LYS:CE	6	1.67
(1,37)	1:A:104:ARG:C	2:B:79:LYS:CG	6	1.67
(1,37)	1:A:104:ARG:C	2:B:79:LYS:H	6	1.67
(1,37)	1:A:104:ARG:C	2:B:79:LYS:HA	6	1.67
(1,37)	1:A:104:ARG:C	2:B:79:LYS:HB2	6	1.67
(1,37)	1:A:104:ARG:C	2:B:79:LYS:HB3	6	1.67
(1,37)	1:A:104:ARG:C	2:B:79:LYS:HD2	6	1.67
(1,37)	1:A:104:ARG:C	2:B:79:LYS:HD3	6	1.67
(1,37)	1:A:104:ARG:C	2:B:79:LYS:HE2	6	1.67
(1,37)	1:A:104:ARG:C	2:B:79:LYS:HE3	6	1.67
(1,37)	1:A:104:ARG:C	2:B:79:LYS:HG2	6	1.67
(1,37)	1:A:104:ARG:C	2:B:79:LYS:HG3	6	1.67
(1,37)	1:A:104:ARG:C	2:B:79:LYS:HZ1	6	1.67
(1,37)	1:A:104:ARG:C	2:B:79:LYS:HZ2	6	1.67
(1,37)	1:A:104:ARG:C	2:B:79:LYS:HZ3	6	1.67
(1,37)	1:A:104:ARG:C	2:B:79:LYS:N	6	1.67

*Continued on next page...*

*Continued from previous page...*

Key	Atom-1	Atom-2	Model ID	Violation (Å)
(1,37)	1:A:104:ARG:C	2:B:79:LYS:NZ	6	1.67
(1,37)	1:A:104:ARG:C	2:B:79:LYS:O	6	1.67
(1,37)	1:A:104:ARG:C	2:B:80:ILE:C	6	1.67
(1,37)	1:A:104:ARG:C	2:B:80:ILE:CA	6	1.67
(1,37)	1:A:104:ARG:C	2:B:80:ILE:CB	6	1.67
(1,37)	1:A:104:ARG:C	2:B:80:ILE:CD1	6	1.67
(1,37)	1:A:104:ARG:C	2:B:80:ILE:CG1	6	1.67
(1,37)	1:A:104:ARG:C	2:B:80:ILE:CG2	6	1.67
(1,37)	1:A:104:ARG:C	2:B:80:ILE:H	6	1.67
(1,37)	1:A:104:ARG:C	2:B:80:ILE:HA	6	1.67
(1,37)	1:A:104:ARG:C	2:B:80:ILE:HB	6	1.67
(1,37)	1:A:104:ARG:C	2:B:80:ILE:HD11	6	1.67
(1,37)	1:A:104:ARG:C	2:B:80:ILE:HD12	6	1.67
(1,37)	1:A:104:ARG:C	2:B:80:ILE:HD13	6	1.67
(1,37)	1:A:104:ARG:C	2:B:80:ILE:HG12	6	1.67
(1,37)	1:A:104:ARG:C	2:B:80:ILE:HG13	6	1.67
(1,37)	1:A:104:ARG:C	2:B:80:ILE:HG21	6	1.67
(1,37)	1:A:104:ARG:C	2:B:80:ILE:HG22	6	1.67
(1,37)	1:A:104:ARG:C	2:B:80:ILE:HG23	6	1.67
(1,37)	1:A:104:ARG:C	2:B:80:ILE:N	6	1.67
(1,37)	1:A:104:ARG:C	2:B:80:ILE:O	6	1.67
(1,37)	1:A:104:ARG:C	2:B:84:GLN:C	6	1.67
(1,37)	1:A:104:ARG:C	2:B:84:GLN:CA	6	1.67
(1,37)	1:A:104:ARG:C	2:B:84:GLN:CB	6	1.67
(1,37)	1:A:104:ARG:C	2:B:84:GLN:CD	6	1.67
(1,37)	1:A:104:ARG:C	2:B:84:GLN:CG	6	1.67
(1,37)	1:A:104:ARG:C	2:B:84:GLN:H	6	1.67
(1,37)	1:A:104:ARG:C	2:B:84:GLN:HA	6	1.67
(1,37)	1:A:104:ARG:C	2:B:84:GLN:HB2	6	1.67
(1,37)	1:A:104:ARG:C	2:B:84:GLN:HB3	6	1.67
(1,37)	1:A:104:ARG:C	2:B:84:GLN:HE21	6	1.67
(1,37)	1:A:104:ARG:C	2:B:84:GLN:HE22	6	1.67
(1,37)	1:A:104:ARG:C	2:B:84:GLN:HG2	6	1.67
(1,37)	1:A:104:ARG:C	2:B:84:GLN:HG3	6	1.67
(1,37)	1:A:104:ARG:C	2:B:84:GLN:N	6	1.67
(1,37)	1:A:104:ARG:C	2:B:84:GLN:NE2	6	1.67
(1,37)	1:A:104:ARG:C	2:B:84:GLN:O	6	1.67
(1,37)	1:A:104:ARG:C	2:B:84:GLN:OE1	6	1.67
(1,37)	1:A:104:ARG:C	2:B:97:THR:C	6	1.67
(1,37)	1:A:104:ARG:C	2:B:97:THR:CA	6	1.67
(1,37)	1:A:104:ARG:C	2:B:97:THR:CB	6	1.67
(1,37)	1:A:104:ARG:C	2:B:97:THR:CG2	6	1.67

*Continued on next page...*

*Continued from previous page...*

Key	Atom-1	Atom-2	Model ID	Violation (Å)
(1,37)	1:A:104:ARG:C	2:B:97:THR:H	6	1.67
(1,37)	1:A:104:ARG:C	2:B:97:THR:HA	6	1.67
(1,37)	1:A:104:ARG:C	2:B:97:THR:HB	6	1.67
(1,37)	1:A:104:ARG:C	2:B:97:THR:HG1	6	1.67
(1,37)	1:A:104:ARG:C	2:B:97:THR:HG21	6	1.67
(1,37)	1:A:104:ARG:C	2:B:97:THR:HG22	6	1.67
(1,37)	1:A:104:ARG:C	2:B:97:THR:HG23	6	1.67
(1,37)	1:A:104:ARG:C	2:B:97:THR:N	6	1.67
(1,37)	1:A:104:ARG:C	2:B:97:THR:O	6	1.67
(1,37)	1:A:104:ARG:C	2:B:97:THR:OG1	6	1.67
(1,37)	1:A:104:ARG:C	2:B:99:HIS:C	6	1.67
(1,37)	1:A:104:ARG:C	2:B:99:HIS:CA	6	1.67
(1,37)	1:A:104:ARG:C	2:B:99:HIS:CB	6	1.67
(1,37)	1:A:104:ARG:C	2:B:99:HIS:CD2	6	1.67
(1,37)	1:A:104:ARG:C	2:B:99:HIS:CE1	6	1.67
(1,37)	1:A:104:ARG:C	2:B:99:HIS:CG	6	1.67
(1,37)	1:A:104:ARG:C	2:B:99:HIS:H	6	1.67
(1,37)	1:A:104:ARG:C	2:B:99:HIS:HA	6	1.67
(1,37)	1:A:104:ARG:C	2:B:99:HIS:HB2	6	1.67
(1,37)	1:A:104:ARG:C	2:B:99:HIS:HB3	6	1.67
(1,37)	1:A:104:ARG:C	2:B:99:HIS:HD1	6	1.67
(1,37)	1:A:104:ARG:C	2:B:99:HIS:HD2	6	1.67
(1,37)	1:A:104:ARG:C	2:B:99:HIS:HE1	6	1.67
(1,37)	1:A:104:ARG:C	2:B:99:HIS:HE2	6	1.67
(1,37)	1:A:104:ARG:C	2:B:99:HIS:N	6	1.67
(1,37)	1:A:104:ARG:C	2:B:99:HIS:ND1	6	1.67
(1,37)	1:A:104:ARG:C	2:B:99:HIS:NE2	6	1.67
(1,37)	1:A:104:ARG:C	2:B:99:HIS:O	6	1.67
(1,37)	1:A:104:ARG:C	2:B:101:VAL:C	6	1.67
(1,37)	1:A:104:ARG:C	2:B:101:VAL:CA	6	1.67
(1,37)	1:A:104:ARG:C	2:B:101:VAL:CB	6	1.67
(1,37)	1:A:104:ARG:C	2:B:101:VAL:CG1	6	1.67
(1,37)	1:A:104:ARG:C	2:B:101:VAL:CG2	6	1.67
(1,37)	1:A:104:ARG:C	2:B:101:VAL:H	6	1.67
(1,37)	1:A:104:ARG:C	2:B:101:VAL:HA	6	1.67
(1,37)	1:A:104:ARG:C	2:B:101:VAL:HB	6	1.67
(1,37)	1:A:104:ARG:C	2:B:101:VAL:HG11	6	1.67
(1,37)	1:A:104:ARG:C	2:B:101:VAL:HG12	6	1.67
(1,37)	1:A:104:ARG:C	2:B:101:VAL:HG13	6	1.67
(1,37)	1:A:104:ARG:C	2:B:101:VAL:HG21	6	1.67
(1,37)	1:A:104:ARG:C	2:B:101:VAL:HG22	6	1.67
(1,37)	1:A:104:ARG:C	2:B:101:VAL:HG23	6	1.67

*Continued on next page...*

*Continued from previous page...*

Key	Atom-1	Atom-2	Model ID	Violation (Å)
(1,37)	1:A:104:ARG:C	2:B:101:VAL:N	6	1.67
(1,37)	1:A:104:ARG:C	2:B:101:VAL:O	6	1.67
(1,37)	1:A:104:ARG:CA	2:B:75:ILE:C	6	1.67
(1,37)	1:A:104:ARG:CA	2:B:75:ILE:CA	6	1.67
(1,37)	1:A:104:ARG:CA	2:B:75:ILE:CB	6	1.67
(1,37)	1:A:104:ARG:CA	2:B:75:ILE:CD1	6	1.67
(1,37)	1:A:104:ARG:CA	2:B:75:ILE:CG1	6	1.67
(1,37)	1:A:104:ARG:CA	2:B:75:ILE:CG2	6	1.67
(1,37)	1:A:104:ARG:CA	2:B:75:ILE:H	6	1.67
(1,37)	1:A:104:ARG:CA	2:B:75:ILE:HA	6	1.67
(1,37)	1:A:104:ARG:CA	2:B:75:ILE:HB	6	1.67
(1,37)	1:A:104:ARG:CA	2:B:75:ILE:HD11	6	1.67
(1,37)	1:A:104:ARG:CA	2:B:75:ILE:HD12	6	1.67
(1,37)	1:A:104:ARG:CA	2:B:75:ILE:HD13	6	1.67
(1,37)	1:A:104:ARG:CA	2:B:75:ILE:HG12	6	1.67
(1,37)	1:A:104:ARG:CA	2:B:75:ILE:HG13	6	1.67
(1,37)	1:A:104:ARG:CA	2:B:75:ILE:HG21	6	1.67
(1,37)	1:A:104:ARG:CA	2:B:75:ILE:HG22	6	1.67
(1,37)	1:A:104:ARG:CA	2:B:75:ILE:HG23	6	1.67
(1,37)	1:A:104:ARG:CA	2:B:75:ILE:N	6	1.67
(1,37)	1:A:104:ARG:CA	2:B:75:ILE:O	6	1.67
(1,37)	1:A:104:ARG:CA	2:B:77:ALA:C	6	1.67
(1,37)	1:A:104:ARG:CA	2:B:77:ALA:CA	6	1.67
(1,37)	1:A:104:ARG:CA	2:B:77:ALA:CB	6	1.67
(1,37)	1:A:104:ARG:CA	2:B:77:ALA:H	6	1.67
(1,37)	1:A:104:ARG:CA	2:B:77:ALA:HA	6	1.67
(1,37)	1:A:104:ARG:CA	2:B:77:ALA:HB1	6	1.67
(1,37)	1:A:104:ARG:CA	2:B:77:ALA:HB2	6	1.67
(1,37)	1:A:104:ARG:CA	2:B:77:ALA:HB3	6	1.67
(1,37)	1:A:104:ARG:CA	2:B:77:ALA:N	6	1.67
(1,37)	1:A:104:ARG:CA	2:B:77:ALA:O	6	1.67
(1,37)	1:A:104:ARG:CA	2:B:78:GLY:C	6	1.67
(1,37)	1:A:104:ARG:CA	2:B:78:GLY:CA	6	1.67
(1,37)	1:A:104:ARG:CA	2:B:78:GLY:H	6	1.67
(1,37)	1:A:104:ARG:CA	2:B:78:GLY:HA2	6	1.67
(1,37)	1:A:104:ARG:CA	2:B:78:GLY:HA3	6	1.67
(1,37)	1:A:104:ARG:CA	2:B:78:GLY:N	6	1.67
(1,37)	1:A:104:ARG:CA	2:B:78:GLY:O	6	1.67
(1,37)	1:A:104:ARG:CA	2:B:79:LYS:C	6	1.67
(1,37)	1:A:104:ARG:CA	2:B:79:LYS:CA	6	1.67
(1,37)	1:A:104:ARG:CA	2:B:79:LYS:CB	6	1.67
(1,37)	1:A:104:ARG:CA	2:B:79:LYS:CD	6	1.67

*Continued on next page...*

*Continued from previous page...*

Key	Atom-1	Atom-2	Model ID	Violation (Å)
(1,37)	1:A:104:ARG:CA	2:B:79:LYS:CE	6	1.67
(1,37)	1:A:104:ARG:CA	2:B:79:LYS:CG	6	1.67
(1,37)	1:A:104:ARG:CA	2:B:79:LYS:H	6	1.67
(1,37)	1:A:104:ARG:CA	2:B:79:LYS:HA	6	1.67
(1,37)	1:A:104:ARG:CA	2:B:79:LYS:HB2	6	1.67
(1,37)	1:A:104:ARG:CA	2:B:79:LYS:HB3	6	1.67
(1,37)	1:A:104:ARG:CA	2:B:79:LYS:HD2	6	1.67
(1,37)	1:A:104:ARG:CA	2:B:79:LYS:HD3	6	1.67
(1,37)	1:A:104:ARG:CA	2:B:79:LYS:HE2	6	1.67
(1,37)	1:A:104:ARG:CA	2:B:79:LYS:HE3	6	1.67
(1,37)	1:A:104:ARG:CA	2:B:79:LYS:HG2	6	1.67
(1,37)	1:A:104:ARG:CA	2:B:79:LYS:HG3	6	1.67
(1,37)	1:A:104:ARG:CA	2:B:79:LYS:HZ1	6	1.67
(1,37)	1:A:104:ARG:CA	2:B:79:LYS:HZ2	6	1.67
(1,37)	1:A:104:ARG:CA	2:B:79:LYS:HZ3	6	1.67
(1,37)	1:A:104:ARG:CA	2:B:79:LYS:N	6	1.67
(1,37)	1:A:104:ARG:CA	2:B:79:LYS:NZ	6	1.67
(1,37)	1:A:104:ARG:CA	2:B:79:LYS:O	6	1.67
(1,37)	1:A:104:ARG:CA	2:B:80:ILE:C	6	1.67
(1,37)	1:A:104:ARG:CA	2:B:80:ILE:CA	6	1.67
(1,37)	1:A:104:ARG:CA	2:B:80:ILE:CB	6	1.67
(1,37)	1:A:104:ARG:CA	2:B:80:ILE:CD1	6	1.67
(1,37)	1:A:104:ARG:CA	2:B:80:ILE:CG1	6	1.67
(1,37)	1:A:104:ARG:CA	2:B:80:ILE:CG2	6	1.67
(1,37)	1:A:104:ARG:CA	2:B:80:ILE:H	6	1.67
(1,37)	1:A:104:ARG:CA	2:B:80:ILE:HA	6	1.67
(1,37)	1:A:104:ARG:CA	2:B:80:ILE:HB	6	1.67
(1,37)	1:A:104:ARG:CA	2:B:80:ILE:HD11	6	1.67
(1,37)	1:A:104:ARG:CA	2:B:80:ILE:HD12	6	1.67
(1,37)	1:A:104:ARG:CA	2:B:80:ILE:HD13	6	1.67
(1,37)	1:A:104:ARG:CA	2:B:80:ILE:HG12	6	1.67
(1,37)	1:A:104:ARG:CA	2:B:80:ILE:HG13	6	1.67
(1,37)	1:A:104:ARG:CA	2:B:80:ILE:HG21	6	1.67
(1,37)	1:A:104:ARG:CA	2:B:80:ILE:HG22	6	1.67
(1,37)	1:A:104:ARG:CA	2:B:80:ILE:HG23	6	1.67
(1,37)	1:A:104:ARG:CA	2:B:80:ILE:N	6	1.67
(1,37)	1:A:104:ARG:CA	2:B:80:ILE:O	6	1.67
(1,37)	1:A:104:ARG:CA	2:B:84:GLN:C	6	1.67
(1,37)	1:A:104:ARG:CA	2:B:84:GLN:CA	6	1.67
(1,37)	1:A:104:ARG:CA	2:B:84:GLN:CB	6	1.67
(1,37)	1:A:104:ARG:CA	2:B:84:GLN:CD	6	1.67
(1,37)	1:A:104:ARG:CA	2:B:84:GLN:CG	6	1.67

*Continued on next page...*

*Continued from previous page...*

Key	Atom-1	Atom-2	Model ID	Violation (Å)
(1,37)	1:A:104:ARG:CA	2:B:84:GLN:H	6	1.67
(1,37)	1:A:104:ARG:CA	2:B:84:GLN:HA	6	1.67
(1,37)	1:A:104:ARG:CA	2:B:84:GLN:HB2	6	1.67
(1,37)	1:A:104:ARG:CA	2:B:84:GLN:HB3	6	1.67
(1,37)	1:A:104:ARG:CA	2:B:84:GLN:HE21	6	1.67
(1,37)	1:A:104:ARG:CA	2:B:84:GLN:HE22	6	1.67
(1,37)	1:A:104:ARG:CA	2:B:84:GLN:HG2	6	1.67
(1,37)	1:A:104:ARG:CA	2:B:84:GLN:HG3	6	1.67
(1,37)	1:A:104:ARG:CA	2:B:84:GLN:N	6	1.67
(1,37)	1:A:104:ARG:CA	2:B:84:GLN:NE2	6	1.67
(1,37)	1:A:104:ARG:CA	2:B:84:GLN:O	6	1.67
(1,37)	1:A:104:ARG:CA	2:B:84:GLN:OE1	6	1.67
(1,37)	1:A:104:ARG:CA	2:B:97:THR:C	6	1.67
(1,37)	1:A:104:ARG:CA	2:B:97:THR:CA	6	1.67
(1,37)	1:A:104:ARG:CA	2:B:97:THR:CB	6	1.67
(1,37)	1:A:104:ARG:CA	2:B:97:THR:CG2	6	1.67
(1,37)	1:A:104:ARG:CA	2:B:97:THR:H	6	1.67
(1,37)	1:A:104:ARG:CA	2:B:97:THR:HA	6	1.67
(1,37)	1:A:104:ARG:CA	2:B:97:THR:HB	6	1.67
(1,37)	1:A:104:ARG:CA	2:B:97:THR:HG1	6	1.67
(1,37)	1:A:104:ARG:CA	2:B:97:THR:HG21	6	1.67
(1,37)	1:A:104:ARG:CA	2:B:97:THR:HG22	6	1.67
(1,37)	1:A:104:ARG:CA	2:B:97:THR:HG23	6	1.67
(1,37)	1:A:104:ARG:CA	2:B:97:THR:N	6	1.67
(1,37)	1:A:104:ARG:CA	2:B:97:THR:O	6	1.67
(1,37)	1:A:104:ARG:CA	2:B:97:THR:OG1	6	1.67
(1,37)	1:A:104:ARG:CA	2:B:99:HIS:C	6	1.67
(1,37)	1:A:104:ARG:CA	2:B:99:HIS:CA	6	1.67
(1,37)	1:A:104:ARG:CA	2:B:99:HIS:CB	6	1.67
(1,37)	1:A:104:ARG:CA	2:B:99:HIS:CD2	6	1.67
(1,37)	1:A:104:ARG:CA	2:B:99:HIS:CE1	6	1.67
(1,37)	1:A:104:ARG:CA	2:B:99:HIS:CG	6	1.67
(1,37)	1:A:104:ARG:CA	2:B:99:HIS:H	6	1.67
(1,37)	1:A:104:ARG:CA	2:B:99:HIS:HA	6	1.67
(1,37)	1:A:104:ARG:CA	2:B:99:HIS:HB2	6	1.67
(1,37)	1:A:104:ARG:CA	2:B:99:HIS:HB3	6	1.67
(1,37)	1:A:104:ARG:CA	2:B:99:HIS:HD1	6	1.67
(1,37)	1:A:104:ARG:CA	2:B:99:HIS:HD2	6	1.67
(1,37)	1:A:104:ARG:CA	2:B:99:HIS:HE1	6	1.67
(1,37)	1:A:104:ARG:CA	2:B:99:HIS:HE2	6	1.67
(1,37)	1:A:104:ARG:CA	2:B:99:HIS:N	6	1.67
(1,37)	1:A:104:ARG:CA	2:B:99:HIS:ND1	6	1.67

*Continued on next page...*



Continued from previous page...

Key	Atom-1	Atom-2	Model ID	Violation (Å)
(1,37)	1:A:104:ARG:CA	2:B:99:HIS:NE2	6	1.67
(1,37)	1:A:104:ARG:CA	2:B:99:HIS:O	6	1.67
(1,37)	1:A:104:ARG:CA	2:B:101:VAL:C	6	1.67
(1,37)	1:A:104:ARG:CA	2:B:101:VAL:CA	6	1.67
(1,37)	1:A:104:ARG:CA	2:B:101:VAL:CB	6	1.67
(1,37)	1:A:104:ARG:CA	2:B:101:VAL:CG1	6	1.67
(1,37)	1:A:104:ARG:CA	2:B:101:VAL:CG2	6	1.67
(1,37)	1:A:104:ARG:CA	2:B:101:VAL:H	6	1.67
(1,37)	1:A:104:ARG:CA	2:B:101:VAL:HA	6	1.67
(1,37)	1:A:104:ARG:CA	2:B:101:VAL:HB	6	1.67
(1,37)	1:A:104:ARG:CA	2:B:101:VAL:HG11	6	1.67
(1,37)	1:A:104:ARG:CA	2:B:101:VAL:HG12	6	1.67
(1,37)	1:A:104:ARG:CA	2:B:101:VAL:HG13	6	1.67
(1,37)	1:A:104:ARG:CA	2:B:101:VAL:HG21	6	1.67
(1,37)	1:A:104:ARG:CA	2:B:101:VAL:HG22	6	1.67
(1,37)	1:A:104:ARG:CA	2:B:101:VAL:HG23	6	1.67
(1,37)	1:A:104:ARG:CA	2:B:101:VAL:N	6	1.67
(1,37)	1:A:104:ARG:CA	2:B:101:VAL:O	6	1.67
(1,37)	1:A:104:ARG:CB	2:B:75:ILE:C	6	1.67
(1,37)	1:A:104:ARG:CB	2:B:75:ILE:CA	6	1.67
(1,37)	1:A:104:ARG:CB	2:B:75:ILE:CB	6	1.67
(1,37)	1:A:104:ARG:CB	2:B:75:ILE:CD1	6	1.67
(1,37)	1:A:104:ARG:CB	2:B:75:ILE:CG1	6	1.67
(1,37)	1:A:104:ARG:CB	2:B:75:ILE:CG2	6	1.67
(1,37)	1:A:104:ARG:CB	2:B:75:ILE:H	6	1.67
(1,37)	1:A:104:ARG:CB	2:B:75:ILE:HA	6	1.67
(1,37)	1:A:104:ARG:CB	2:B:75:ILE:HB	6	1.67
(1,37)	1:A:104:ARG:CB	2:B:75:ILE:HD11	6	1.67
(1,37)	1:A:104:ARG:CB	2:B:75:ILE:HD12	6	1.67
(1,37)	1:A:104:ARG:CB	2:B:75:ILE:HD13	6	1.67
(1,37)	1:A:104:ARG:CB	2:B:75:ILE:HG12	6	1.67
(1,37)	1:A:104:ARG:CB	2:B:75:ILE:HG13	6	1.67
(1,37)	1:A:104:ARG:CB	2:B:75:ILE:HG21	6	1.67
(1,37)	1:A:104:ARG:CB	2:B:75:ILE:HG22	6	1.67
(1,37)	1:A:104:ARG:CB	2:B:75:ILE:HG23	6	1.67
(1,37)	1:A:104:ARG:CB	2:B:75:ILE:N	6	1.67
(1,37)	1:A:104:ARG:CB	2:B:75:ILE:O	6	1.67
(1,37)	1:A:104:ARG:CB	2:B:77:ALA:C	6	1.67
(1,37)	1:A:104:ARG:CB	2:B:77:ALA:CA	6	1.67
(1,37)	1:A:104:ARG:CB	2:B:77:ALA:CB	6	1.67
(1,37)	1:A:104:ARG:CB	2:B:77:ALA:H	6	1.67
(1,37)	1:A:104:ARG:CB	2:B:77:ALA:HA	6	1.67

Continued on next page...

*Continued from previous page...*

Key	Atom-1	Atom-2	Model ID	Violation (Å)
(1,37)	1:A:104:ARG:CB	2:B:77:ALA:HB1	6	1.67
(1,37)	1:A:104:ARG:CB	2:B:77:ALA:HB2	6	1.67
(1,37)	1:A:104:ARG:CB	2:B:77:ALA:HB3	6	1.67
(1,37)	1:A:104:ARG:CB	2:B:77:ALA:N	6	1.67
(1,37)	1:A:104:ARG:CB	2:B:77:ALA:O	6	1.67
(1,37)	1:A:104:ARG:CB	2:B:78:GLY:C	6	1.67
(1,37)	1:A:104:ARG:CB	2:B:78:GLY:CA	6	1.67
(1,37)	1:A:104:ARG:CB	2:B:78:GLY:H	6	1.67
(1,37)	1:A:104:ARG:CB	2:B:78:GLY:HA2	6	1.67
(1,37)	1:A:104:ARG:CB	2:B:78:GLY:HA3	6	1.67
(1,37)	1:A:104:ARG:CB	2:B:78:GLY:N	6	1.67
(1,37)	1:A:104:ARG:CB	2:B:78:GLY:O	6	1.67
(1,37)	1:A:104:ARG:CB	2:B:79:LYS:C	6	1.67
(1,37)	1:A:104:ARG:CB	2:B:79:LYS:CA	6	1.67
(1,37)	1:A:104:ARG:CB	2:B:79:LYS:CB	6	1.67
(1,37)	1:A:104:ARG:CB	2:B:79:LYS:CD	6	1.67
(1,37)	1:A:104:ARG:CB	2:B:79:LYS:CE	6	1.67
(1,37)	1:A:104:ARG:CB	2:B:79:LYS:CG	6	1.67
(1,37)	1:A:104:ARG:CB	2:B:79:LYS:H	6	1.67
(1,37)	1:A:104:ARG:CB	2:B:79:LYS:HA	6	1.67
(1,37)	1:A:104:ARG:CB	2:B:79:LYS:HB2	6	1.67
(1,37)	1:A:104:ARG:CB	2:B:79:LYS:HB3	6	1.67
(1,37)	1:A:104:ARG:CB	2:B:79:LYS:HD2	6	1.67
(1,37)	1:A:104:ARG:CB	2:B:79:LYS:HD3	6	1.67
(1,37)	1:A:104:ARG:CB	2:B:79:LYS:HE2	6	1.67
(1,37)	1:A:104:ARG:CB	2:B:79:LYS:HE3	6	1.67
(1,37)	1:A:104:ARG:CB	2:B:79:LYS:HG2	6	1.67
(1,37)	1:A:104:ARG:CB	2:B:79:LYS:HG3	6	1.67
(1,37)	1:A:104:ARG:CB	2:B:79:LYS:HZ1	6	1.67
(1,37)	1:A:104:ARG:CB	2:B:79:LYS:HZ2	6	1.67
(1,37)	1:A:104:ARG:CB	2:B:79:LYS:HZ3	6	1.67
(1,37)	1:A:104:ARG:CB	2:B:79:LYS:N	6	1.67
(1,37)	1:A:104:ARG:CB	2:B:79:LYS:NZ	6	1.67
(1,37)	1:A:104:ARG:CB	2:B:79:LYS:O	6	1.67
(1,37)	1:A:104:ARG:CB	2:B:80:ILE:C	6	1.67
(1,37)	1:A:104:ARG:CB	2:B:80:ILE:CA	6	1.67
(1,37)	1:A:104:ARG:CB	2:B:80:ILE:CB	6	1.67
(1,37)	1:A:104:ARG:CB	2:B:80:ILE:CD1	6	1.67
(1,37)	1:A:104:ARG:CB	2:B:80:ILE:CG1	6	1.67
(1,37)	1:A:104:ARG:CB	2:B:80:ILE:CG2	6	1.67
(1,37)	1:A:104:ARG:CB	2:B:80:ILE:H	6	1.67
(1,37)	1:A:104:ARG:CB	2:B:80:ILE:HA	6	1.67

*Continued on next page...*

*Continued from previous page...*

Key	Atom-1	Atom-2	Model ID	Violation (Å)
(1,37)	1:A:104:ARG:CB	2:B:80:ILE:HB	6	1.67
(1,37)	1:A:104:ARG:CB	2:B:80:ILE:HD11	6	1.67
(1,37)	1:A:104:ARG:CB	2:B:80:ILE:HD12	6	1.67
(1,37)	1:A:104:ARG:CB	2:B:80:ILE:HD13	6	1.67
(1,37)	1:A:104:ARG:CB	2:B:80:ILE:HG12	6	1.67
(1,37)	1:A:104:ARG:CB	2:B:80:ILE:HG13	6	1.67
(1,37)	1:A:104:ARG:CB	2:B:80:ILE:HG21	6	1.67
(1,37)	1:A:104:ARG:CB	2:B:80:ILE:HG22	6	1.67
(1,37)	1:A:104:ARG:CB	2:B:80:ILE:HG23	6	1.67
(1,37)	1:A:104:ARG:CB	2:B:80:ILE:N	6	1.67
(1,37)	1:A:104:ARG:CB	2:B:80:ILE:O	6	1.67
(1,37)	1:A:104:ARG:CB	2:B:84:GLN:C	6	1.67
(1,37)	1:A:104:ARG:CB	2:B:84:GLN:CA	6	1.67
(1,37)	1:A:104:ARG:CB	2:B:84:GLN:CB	6	1.67
(1,37)	1:A:104:ARG:CB	2:B:84:GLN:CD	6	1.67
(1,37)	1:A:104:ARG:CB	2:B:84:GLN:CG	6	1.67
(1,37)	1:A:104:ARG:CB	2:B:84:GLN:H	6	1.67
(1,37)	1:A:104:ARG:CB	2:B:84:GLN:HA	6	1.67
(1,37)	1:A:104:ARG:CB	2:B:84:GLN:HB2	6	1.67
(1,37)	1:A:104:ARG:CB	2:B:84:GLN:HB3	6	1.67
(1,37)	1:A:104:ARG:CB	2:B:84:GLN:HE21	6	1.67
(1,37)	1:A:104:ARG:CB	2:B:84:GLN:HE22	6	1.67
(1,37)	1:A:104:ARG:CB	2:B:84:GLN:HG2	6	1.67
(1,37)	1:A:104:ARG:CB	2:B:84:GLN:HG3	6	1.67
(1,37)	1:A:104:ARG:CB	2:B:84:GLN:N	6	1.67
(1,37)	1:A:104:ARG:CB	2:B:84:GLN:NE2	6	1.67
(1,37)	1:A:104:ARG:CB	2:B:84:GLN:O	6	1.67
(1,37)	1:A:104:ARG:CB	2:B:84:GLN:OE1	6	1.67
(1,37)	1:A:104:ARG:CB	2:B:97:THR:C	6	1.67
(1,37)	1:A:104:ARG:CB	2:B:97:THR:CA	6	1.67
(1,37)	1:A:104:ARG:CB	2:B:97:THR:CB	6	1.67
(1,37)	1:A:104:ARG:CB	2:B:97:THR:CG2	6	1.67
(1,37)	1:A:104:ARG:CB	2:B:97:THR:H	6	1.67
(1,37)	1:A:104:ARG:CB	2:B:97:THR:HA	6	1.67
(1,37)	1:A:104:ARG:CB	2:B:97:THR:HB	6	1.67
(1,37)	1:A:104:ARG:CB	2:B:97:THR:HG1	6	1.67
(1,37)	1:A:104:ARG:CB	2:B:97:THR:HG21	6	1.67
(1,37)	1:A:104:ARG:CB	2:B:97:THR:HG22	6	1.67
(1,37)	1:A:104:ARG:CB	2:B:97:THR:HG23	6	1.67
(1,37)	1:A:104:ARG:CB	2:B:97:THR:N	6	1.67
(1,37)	1:A:104:ARG:CB	2:B:97:THR:O	6	1.67
(1,37)	1:A:104:ARG:CB	2:B:97:THR:OG1	6	1.67

*Continued on next page...*

Continued from previous page...

Key	Atom-1	Atom-2	Model ID	Violation (Å)
(1,37)	1:A:104:ARG:CB	2:B:99:HIS:C	6	1.67
(1,37)	1:A:104:ARG:CB	2:B:99:HIS:CA	6	1.67
(1,37)	1:A:104:ARG:CB	2:B:99:HIS:CB	6	1.67
(1,37)	1:A:104:ARG:CB	2:B:99:HIS:CD2	6	1.67
(1,37)	1:A:104:ARG:CB	2:B:99:HIS:CE1	6	1.67
(1,37)	1:A:104:ARG:CB	2:B:99:HIS:CG	6	1.67
(1,37)	1:A:104:ARG:CB	2:B:99:HIS:H	6	1.67
(1,37)	1:A:104:ARG:CB	2:B:99:HIS:HA	6	1.67
(1,37)	1:A:104:ARG:CB	2:B:99:HIS:HB2	6	1.67
(1,37)	1:A:104:ARG:CB	2:B:99:HIS:HB3	6	1.67
(1,37)	1:A:104:ARG:CB	2:B:99:HIS:HD1	6	1.67
(1,37)	1:A:104:ARG:CB	2:B:99:HIS:HD2	6	1.67
(1,37)	1:A:104:ARG:CB	2:B:99:HIS:HE1	6	1.67
(1,37)	1:A:104:ARG:CB	2:B:99:HIS:HE2	6	1.67
(1,37)	1:A:104:ARG:CB	2:B:99:HIS:N	6	1.67
(1,37)	1:A:104:ARG:CB	2:B:99:HIS:ND1	6	1.67
(1,37)	1:A:104:ARG:CB	2:B:99:HIS:NE2	6	1.67
(1,37)	1:A:104:ARG:CB	2:B:99:HIS:O	6	1.67
(1,37)	1:A:104:ARG:CB	2:B:101:VAL:C	6	1.67
(1,37)	1:A:104:ARG:CB	2:B:101:VAL:CA	6	1.67
(1,37)	1:A:104:ARG:CB	2:B:101:VAL:CB	6	1.67
(1,37)	1:A:104:ARG:CB	2:B:101:VAL:CG1	6	1.67
(1,37)	1:A:104:ARG:CB	2:B:101:VAL:CG2	6	1.67
(1,37)	1:A:104:ARG:CB	2:B:101:VAL:H	6	1.67
(1,37)	1:A:104:ARG:CB	2:B:101:VAL:HA	6	1.67
(1,37)	1:A:104:ARG:CB	2:B:101:VAL:HB	6	1.67
(1,37)	1:A:104:ARG:CB	2:B:101:VAL:HG11	6	1.67
(1,37)	1:A:104:ARG:CB	2:B:101:VAL:HG12	6	1.67
(1,37)	1:A:104:ARG:CB	2:B:101:VAL:HG13	6	1.67
(1,37)	1:A:104:ARG:CB	2:B:101:VAL:HG21	6	1.67
(1,37)	1:A:104:ARG:CB	2:B:101:VAL:HG22	6	1.67
(1,37)	1:A:104:ARG:CB	2:B:101:VAL:HG23	6	1.67
(1,37)	1:A:104:ARG:CB	2:B:101:VAL:N	6	1.67
(1,37)	1:A:104:ARG:CB	2:B:101:VAL:O	6	1.67
(1,37)	1:A:104:ARG:CD	2:B:75:ILE:C	6	1.67
(1,37)	1:A:104:ARG:CD	2:B:75:ILE:CA	6	1.67
(1,37)	1:A:104:ARG:CD	2:B:75:ILE:CB	6	1.67
(1,37)	1:A:104:ARG:CD	2:B:75:ILE:CD1	6	1.67
(1,37)	1:A:104:ARG:CD	2:B:75:ILE:CG1	6	1.67
(1,37)	1:A:104:ARG:CD	2:B:75:ILE:CG2	6	1.67
(1,37)	1:A:104:ARG:CD	2:B:75:ILE:H	6	1.67
(1,37)	1:A:104:ARG:CD	2:B:75:ILE:HA	6	1.67

Continued on next page...

Continued from previous page...

Key	Atom-1	Atom-2	Model ID	Violation (Å)
(1,37)	1:A:104:ARG:CD	2:B:75:ILE:HB	6	1.67
(1,37)	1:A:104:ARG:CD	2:B:75:ILE:HD11	6	1.67
(1,37)	1:A:104:ARG:CD	2:B:75:ILE:HD12	6	1.67
(1,37)	1:A:104:ARG:CD	2:B:75:ILE:HD13	6	1.67
(1,37)	1:A:104:ARG:CD	2:B:75:ILE:HG12	6	1.67
(1,37)	1:A:104:ARG:CD	2:B:75:ILE:HG13	6	1.67
(1,37)	1:A:104:ARG:CD	2:B:75:ILE:HG21	6	1.67
(1,37)	1:A:104:ARG:CD	2:B:75:ILE:HG22	6	1.67
(1,37)	1:A:104:ARG:CD	2:B:75:ILE:HG23	6	1.67
(1,37)	1:A:104:ARG:CD	2:B:75:ILE:N	6	1.67
(1,37)	1:A:104:ARG:CD	2:B:75:ILE:O	6	1.67
(1,37)	1:A:104:ARG:CD	2:B:77:ALA:C	6	1.67
(1,37)	1:A:104:ARG:CD	2:B:77:ALA:CA	6	1.67
(1,37)	1:A:104:ARG:CD	2:B:77:ALA:CB	6	1.67
(1,37)	1:A:104:ARG:CD	2:B:77:ALA:H	6	1.67
(1,37)	1:A:104:ARG:CD	2:B:77:ALA:HA	6	1.67
(1,37)	1:A:104:ARG:CD	2:B:77:ALA:HB1	6	1.67
(1,37)	1:A:104:ARG:CD	2:B:77:ALA:HB2	6	1.67
(1,37)	1:A:104:ARG:CD	2:B:77:ALA:HB3	6	1.67
(1,37)	1:A:104:ARG:CD	2:B:77:ALA:N	6	1.67
(1,37)	1:A:104:ARG:CD	2:B:77:ALA:O	6	1.67
(1,37)	1:A:104:ARG:CD	2:B:78:GLY:C	6	1.67
(1,37)	1:A:104:ARG:CD	2:B:78:GLY:CA	6	1.67
(1,37)	1:A:104:ARG:CD	2:B:78:GLY:H	6	1.67
(1,37)	1:A:104:ARG:CD	2:B:78:GLY:HA2	6	1.67
(1,37)	1:A:104:ARG:CD	2:B:78:GLY:HA3	6	1.67
(1,37)	1:A:104:ARG:CD	2:B:78:GLY:N	6	1.67
(1,37)	1:A:104:ARG:CD	2:B:78:GLY:O	6	1.67
(1,37)	1:A:104:ARG:CD	2:B:79:LYS:C	6	1.67
(1,37)	1:A:104:ARG:CD	2:B:79:LYS:CA	6	1.67
(1,37)	1:A:104:ARG:CD	2:B:79:LYS:CB	6	1.67
(1,37)	1:A:104:ARG:CD	2:B:79:LYS:CD	6	1.67
(1,37)	1:A:104:ARG:CD	2:B:79:LYS:CE	6	1.67
(1,37)	1:A:104:ARG:CD	2:B:79:LYS:CG	6	1.67
(1,37)	1:A:104:ARG:CD	2:B:79:LYS:H	6	1.67
(1,37)	1:A:104:ARG:CD	2:B:79:LYS:HA	6	1.67
(1,37)	1:A:104:ARG:CD	2:B:79:LYS:HB2	6	1.67
(1,37)	1:A:104:ARG:CD	2:B:79:LYS:HB3	6	1.67
(1,37)	1:A:104:ARG:CD	2:B:79:LYS:HD2	6	1.67
(1,37)	1:A:104:ARG:CD	2:B:79:LYS:HD3	6	1.67
(1,37)	1:A:104:ARG:CD	2:B:79:LYS:HE2	6	1.67
(1,37)	1:A:104:ARG:CD	2:B:79:LYS:HE3	6	1.67

Continued on next page...

*Continued from previous page...*

Key	Atom-1	Atom-2	Model ID	Violation (Å)
(1,37)	1:A:104:ARG:CD	2:B:79:LYS:HG2	6	1.67
(1,37)	1:A:104:ARG:CD	2:B:79:LYS:HG3	6	1.67
(1,37)	1:A:104:ARG:CD	2:B:79:LYS:HZ1	6	1.67
(1,37)	1:A:104:ARG:CD	2:B:79:LYS:HZ2	6	1.67
(1,37)	1:A:104:ARG:CD	2:B:79:LYS:HZ3	6	1.67
(1,37)	1:A:104:ARG:CD	2:B:79:LYS:N	6	1.67
(1,37)	1:A:104:ARG:CD	2:B:79:LYS:NZ	6	1.67
(1,37)	1:A:104:ARG:CD	2:B:79:LYS:O	6	1.67
(1,37)	1:A:104:ARG:CD	2:B:80:ILE:C	6	1.67
(1,37)	1:A:104:ARG:CD	2:B:80:ILE:CA	6	1.67
(1,37)	1:A:104:ARG:CD	2:B:80:ILE:CB	6	1.67
(1,37)	1:A:104:ARG:CD	2:B:80:ILE:CD1	6	1.67
(1,37)	1:A:104:ARG:CD	2:B:80:ILE:CG1	6	1.67
(1,37)	1:A:104:ARG:CD	2:B:80:ILE:CG2	6	1.67
(1,37)	1:A:104:ARG:CD	2:B:80:ILE:H	6	1.67
(1,37)	1:A:104:ARG:CD	2:B:80:ILE:HA	6	1.67
(1,37)	1:A:104:ARG:CD	2:B:80:ILE:HB	6	1.67
(1,37)	1:A:104:ARG:CD	2:B:80:ILE:HD11	6	1.67
(1,37)	1:A:104:ARG:CD	2:B:80:ILE:HD12	6	1.67
(1,37)	1:A:104:ARG:CD	2:B:80:ILE:HD13	6	1.67
(1,37)	1:A:104:ARG:CD	2:B:80:ILE:HG12	6	1.67
(1,37)	1:A:104:ARG:CD	2:B:80:ILE:HG13	6	1.67
(1,37)	1:A:104:ARG:CD	2:B:80:ILE:HG21	6	1.67
(1,37)	1:A:104:ARG:CD	2:B:80:ILE:HG22	6	1.67
(1,37)	1:A:104:ARG:CD	2:B:80:ILE:HG23	6	1.67
(1,37)	1:A:104:ARG:CD	2:B:80:ILE:N	6	1.67
(1,37)	1:A:104:ARG:CD	2:B:80:ILE:O	6	1.67
(1,37)	1:A:104:ARG:CD	2:B:84:GLN:C	6	1.67
(1,37)	1:A:104:ARG:CD	2:B:84:GLN:CA	6	1.67
(1,37)	1:A:104:ARG:CD	2:B:84:GLN:CB	6	1.67
(1,37)	1:A:104:ARG:CD	2:B:84:GLN:CD	6	1.67
(1,37)	1:A:104:ARG:CD	2:B:84:GLN:CG	6	1.67
(1,37)	1:A:104:ARG:CD	2:B:84:GLN:H	6	1.67
(1,37)	1:A:104:ARG:CD	2:B:84:GLN:HA	6	1.67
(1,37)	1:A:104:ARG:CD	2:B:84:GLN:HB2	6	1.67
(1,37)	1:A:104:ARG:CD	2:B:84:GLN:HB3	6	1.67
(1,37)	1:A:104:ARG:CD	2:B:84:GLN:HE21	6	1.67
(1,37)	1:A:104:ARG:CD	2:B:84:GLN:HE22	6	1.67
(1,37)	1:A:104:ARG:CD	2:B:84:GLN:HG2	6	1.67
(1,37)	1:A:104:ARG:CD	2:B:84:GLN:HG3	6	1.67
(1,37)	1:A:104:ARG:CD	2:B:84:GLN:N	6	1.67
(1,37)	1:A:104:ARG:CD	2:B:84:GLN:NE2	6	1.67

*Continued on next page...*

*Continued from previous page...*

Key	Atom-1	Atom-2	Model ID	Violation (Å)
(1,37)	1:A:104:ARG:CD	2:B:84:GLN:O	6	1.67
(1,37)	1:A:104:ARG:CD	2:B:84:GLN:OE1	6	1.67
(1,37)	1:A:104:ARG:CD	2:B:97:THR:C	6	1.67
(1,37)	1:A:104:ARG:CD	2:B:97:THR:CA	6	1.67
(1,37)	1:A:104:ARG:CD	2:B:97:THR:CB	6	1.67
(1,37)	1:A:104:ARG:CD	2:B:97:THR:CG2	6	1.67
(1,37)	1:A:104:ARG:CD	2:B:97:THR:H	6	1.67
(1,37)	1:A:104:ARG:CD	2:B:97:THR:HA	6	1.67
(1,37)	1:A:104:ARG:CD	2:B:97:THR:HB	6	1.67
(1,37)	1:A:104:ARG:CD	2:B:97:THR:HG1	6	1.67
(1,37)	1:A:104:ARG:CD	2:B:97:THR:HG21	6	1.67
(1,37)	1:A:104:ARG:CD	2:B:97:THR:HG22	6	1.67
(1,37)	1:A:104:ARG:CD	2:B:97:THR:HG23	6	1.67
(1,37)	1:A:104:ARG:CD	2:B:97:THR:N	6	1.67
(1,37)	1:A:104:ARG:CD	2:B:97:THR:O	6	1.67
(1,37)	1:A:104:ARG:CD	2:B:97:THR:OG1	6	1.67
(1,37)	1:A:104:ARG:CD	2:B:99:HIS:C	6	1.67
(1,37)	1:A:104:ARG:CD	2:B:99:HIS:CA	6	1.67
(1,37)	1:A:104:ARG:CD	2:B:99:HIS:CB	6	1.67
(1,37)	1:A:104:ARG:CD	2:B:99:HIS:CD2	6	1.67
(1,37)	1:A:104:ARG:CD	2:B:99:HIS:CE1	6	1.67
(1,37)	1:A:104:ARG:CD	2:B:99:HIS:CG	6	1.67
(1,37)	1:A:104:ARG:CD	2:B:99:HIS:H	6	1.67
(1,37)	1:A:104:ARG:CD	2:B:99:HIS:HA	6	1.67
(1,37)	1:A:104:ARG:CD	2:B:99:HIS:HB2	6	1.67
(1,37)	1:A:104:ARG:CD	2:B:99:HIS:HB3	6	1.67
(1,37)	1:A:104:ARG:CD	2:B:99:HIS:HD1	6	1.67
(1,37)	1:A:104:ARG:CD	2:B:99:HIS:HD2	6	1.67
(1,37)	1:A:104:ARG:CD	2:B:99:HIS:HE1	6	1.67
(1,37)	1:A:104:ARG:CD	2:B:99:HIS:HE2	6	1.67
(1,37)	1:A:104:ARG:CD	2:B:99:HIS:N	6	1.67
(1,37)	1:A:104:ARG:CD	2:B:99:HIS:ND1	6	1.67
(1,37)	1:A:104:ARG:CD	2:B:99:HIS:NE2	6	1.67
(1,37)	1:A:104:ARG:CD	2:B:99:HIS:O	6	1.67
(1,37)	1:A:104:ARG:CD	2:B:101:VAL:C	6	1.67
(1,37)	1:A:104:ARG:CD	2:B:101:VAL:CA	6	1.67
(1,37)	1:A:104:ARG:CD	2:B:101:VAL:CB	6	1.67
(1,37)	1:A:104:ARG:CD	2:B:101:VAL:CG1	6	1.67
(1,37)	1:A:104:ARG:CD	2:B:101:VAL:CG2	6	1.67
(1,37)	1:A:104:ARG:CD	2:B:101:VAL:H	6	1.67
(1,37)	1:A:104:ARG:CD	2:B:101:VAL:HA	6	1.67
(1,37)	1:A:104:ARG:CD	2:B:101:VAL:HB	6	1.67

*Continued on next page...*

*Continued from previous page...*

Key	Atom-1	Atom-2	Model ID	Violation (Å)
(1,37)	1:A:104:ARG:CD	2:B:101:VAL:HG11	6	1.67
(1,37)	1:A:104:ARG:CD	2:B:101:VAL:HG12	6	1.67
(1,37)	1:A:104:ARG:CD	2:B:101:VAL:HG13	6	1.67
(1,37)	1:A:104:ARG:CD	2:B:101:VAL:HG21	6	1.67
(1,37)	1:A:104:ARG:CD	2:B:101:VAL:HG22	6	1.67
(1,37)	1:A:104:ARG:CD	2:B:101:VAL:HG23	6	1.67
(1,37)	1:A:104:ARG:CD	2:B:101:VAL:N	6	1.67
(1,37)	1:A:104:ARG:CD	2:B:101:VAL:O	6	1.67
(1,37)	1:A:104:ARG:CG	2:B:75:ILE:C	6	1.67
(1,37)	1:A:104:ARG:CG	2:B:75:ILE:CA	6	1.67
(1,37)	1:A:104:ARG:CG	2:B:75:ILE:CB	6	1.67
(1,37)	1:A:104:ARG:CG	2:B:75:ILE:CD1	6	1.67
(1,37)	1:A:104:ARG:CG	2:B:75:ILE:CG1	6	1.67
(1,37)	1:A:104:ARG:CG	2:B:75:ILE:CG2	6	1.67
(1,37)	1:A:104:ARG:CG	2:B:75:ILE:H	6	1.67
(1,37)	1:A:104:ARG:CG	2:B:75:ILE:HA	6	1.67
(1,37)	1:A:104:ARG:CG	2:B:75:ILE:HB	6	1.67
(1,37)	1:A:104:ARG:CG	2:B:75:ILE:HD11	6	1.67
(1,37)	1:A:104:ARG:CG	2:B:75:ILE:HD12	6	1.67
(1,37)	1:A:104:ARG:CG	2:B:75:ILE:HD13	6	1.67
(1,37)	1:A:104:ARG:CG	2:B:75:ILE:HG12	6	1.67
(1,37)	1:A:104:ARG:CG	2:B:75:ILE:HG13	6	1.67
(1,37)	1:A:104:ARG:CG	2:B:75:ILE:HG21	6	1.67
(1,37)	1:A:104:ARG:CG	2:B:75:ILE:HG22	6	1.67
(1,37)	1:A:104:ARG:CG	2:B:75:ILE:HG23	6	1.67
(1,37)	1:A:104:ARG:CG	2:B:75:ILE:N	6	1.67
(1,37)	1:A:104:ARG:CG	2:B:75:ILE:O	6	1.67
(1,37)	1:A:104:ARG:CG	2:B:77:ALA:C	6	1.67
(1,37)	1:A:104:ARG:CG	2:B:77:ALA:CA	6	1.67
(1,37)	1:A:104:ARG:CG	2:B:77:ALA:CB	6	1.67
(1,37)	1:A:104:ARG:CG	2:B:77:ALA:H	6	1.67
(1,37)	1:A:104:ARG:CG	2:B:77:ALA:HA	6	1.67
(1,37)	1:A:104:ARG:CG	2:B:77:ALA:HB1	6	1.67
(1,37)	1:A:104:ARG:CG	2:B:77:ALA:HB2	6	1.67
(1,37)	1:A:104:ARG:CG	2:B:77:ALA:HB3	6	1.67
(1,37)	1:A:104:ARG:CG	2:B:77:ALA:N	6	1.67
(1,37)	1:A:104:ARG:CG	2:B:77:ALA:O	6	1.67
(1,37)	1:A:104:ARG:CG	2:B:78:GLY:C	6	1.67
(1,37)	1:A:104:ARG:CG	2:B:78:GLY:CA	6	1.67
(1,37)	1:A:104:ARG:CG	2:B:78:GLY:H	6	1.67
(1,37)	1:A:104:ARG:CG	2:B:78:GLY:HA2	6	1.67
(1,37)	1:A:104:ARG:CG	2:B:78:GLY:HA3	6	1.67

*Continued on next page...*



Continued from previous page...

Key	Atom-1	Atom-2	Model ID	Violation (Å)
(1,37)	1:A:104:ARG:CG	2:B:78:GLY:N	6	1.67
(1,37)	1:A:104:ARG:CG	2:B:78:GLY:O	6	1.67
(1,37)	1:A:104:ARG:CG	2:B:79:LYS:C	6	1.67
(1,37)	1:A:104:ARG:CG	2:B:79:LYS:CA	6	1.67
(1,37)	1:A:104:ARG:CG	2:B:79:LYS:CB	6	1.67
(1,37)	1:A:104:ARG:CG	2:B:79:LYS:CD	6	1.67
(1,37)	1:A:104:ARG:CG	2:B:79:LYS:CE	6	1.67
(1,37)	1:A:104:ARG:CG	2:B:79:LYS:CG	6	1.67
(1,37)	1:A:104:ARG:CG	2:B:79:LYS:H	6	1.67
(1,37)	1:A:104:ARG:CG	2:B:79:LYS:HA	6	1.67
(1,37)	1:A:104:ARG:CG	2:B:79:LYS:HB2	6	1.67
(1,37)	1:A:104:ARG:CG	2:B:79:LYS:HB3	6	1.67
(1,37)	1:A:104:ARG:CG	2:B:79:LYS:HD2	6	1.67
(1,37)	1:A:104:ARG:CG	2:B:79:LYS:HD3	6	1.67
(1,37)	1:A:104:ARG:CG	2:B:79:LYS:HE2	6	1.67
(1,37)	1:A:104:ARG:CG	2:B:79:LYS:HE3	6	1.67
(1,37)	1:A:104:ARG:CG	2:B:79:LYS:HG2	6	1.67
(1,37)	1:A:104:ARG:CG	2:B:79:LYS:HG3	6	1.67
(1,37)	1:A:104:ARG:CG	2:B:79:LYS:HZ1	6	1.67
(1,37)	1:A:104:ARG:CG	2:B:79:LYS:HZ2	6	1.67
(1,37)	1:A:104:ARG:CG	2:B:79:LYS:HZ3	6	1.67
(1,37)	1:A:104:ARG:CG	2:B:79:LYS:N	6	1.67
(1,37)	1:A:104:ARG:CG	2:B:79:LYS:NZ	6	1.67
(1,37)	1:A:104:ARG:CG	2:B:79:LYS:O	6	1.67
(1,37)	1:A:104:ARG:CG	2:B:80:ILE:C	6	1.67
(1,37)	1:A:104:ARG:CG	2:B:80:ILE:CA	6	1.67
(1,37)	1:A:104:ARG:CG	2:B:80:ILE:CB	6	1.67
(1,37)	1:A:104:ARG:CG	2:B:80:ILE:CD1	6	1.67
(1,37)	1:A:104:ARG:CG	2:B:80:ILE:CG1	6	1.67
(1,37)	1:A:104:ARG:CG	2:B:80:ILE:CG2	6	1.67
(1,37)	1:A:104:ARG:CG	2:B:80:ILE:H	6	1.67
(1,37)	1:A:104:ARG:CG	2:B:80:ILE:HA	6	1.67
(1,37)	1:A:104:ARG:CG	2:B:80:ILE:HB	6	1.67
(1,37)	1:A:104:ARG:CG	2:B:80:ILE:HD11	6	1.67
(1,37)	1:A:104:ARG:CG	2:B:80:ILE:HD12	6	1.67
(1,37)	1:A:104:ARG:CG	2:B:80:ILE:HD13	6	1.67
(1,37)	1:A:104:ARG:CG	2:B:80:ILE:HG12	6	1.67
(1,37)	1:A:104:ARG:CG	2:B:80:ILE:HG13	6	1.67
(1,37)	1:A:104:ARG:CG	2:B:80:ILE:HG21	6	1.67
(1,37)	1:A:104:ARG:CG	2:B:80:ILE:HG22	6	1.67
(1,37)	1:A:104:ARG:CG	2:B:80:ILE:HG23	6	1.67
(1,37)	1:A:104:ARG:CG	2:B:80:ILE:N	6	1.67

Continued on next page...

*Continued from previous page...*

Key	Atom-1	Atom-2	Model ID	Violation (Å)
(1,37)	1:A:104:ARG:CG	2:B:80:ILE:O	6	1.67
(1,37)	1:A:104:ARG:CG	2:B:84:GLN:C	6	1.67
(1,37)	1:A:104:ARG:CG	2:B:84:GLN:CA	6	1.67
(1,37)	1:A:104:ARG:CG	2:B:84:GLN:CB	6	1.67
(1,37)	1:A:104:ARG:CG	2:B:84:GLN:CD	6	1.67
(1,37)	1:A:104:ARG:CG	2:B:84:GLN:CG	6	1.67
(1,37)	1:A:104:ARG:CG	2:B:84:GLN:H	6	1.67
(1,37)	1:A:104:ARG:CG	2:B:84:GLN:HA	6	1.67
(1,37)	1:A:104:ARG:CG	2:B:84:GLN:HB2	6	1.67
(1,37)	1:A:104:ARG:CG	2:B:84:GLN:HB3	6	1.67
(1,37)	1:A:104:ARG:CG	2:B:84:GLN:HE21	6	1.67
(1,37)	1:A:104:ARG:CG	2:B:84:GLN:HE22	6	1.67
(1,37)	1:A:104:ARG:CG	2:B:84:GLN:HG2	6	1.67
(1,37)	1:A:104:ARG:CG	2:B:84:GLN:HG3	6	1.67
(1,37)	1:A:104:ARG:CG	2:B:84:GLN:N	6	1.67
(1,37)	1:A:104:ARG:CG	2:B:84:GLN:NE2	6	1.67
(1,37)	1:A:104:ARG:CG	2:B:84:GLN:O	6	1.67
(1,37)	1:A:104:ARG:CG	2:B:84:GLN:OE1	6	1.67
(1,37)	1:A:104:ARG:CG	2:B:97:THR:C	6	1.67
(1,37)	1:A:104:ARG:CG	2:B:97:THR:CA	6	1.67
(1,37)	1:A:104:ARG:CG	2:B:97:THR:CB	6	1.67
(1,37)	1:A:104:ARG:CG	2:B:97:THR:CG2	6	1.67
(1,37)	1:A:104:ARG:CG	2:B:97:THR:H	6	1.67
(1,37)	1:A:104:ARG:CG	2:B:97:THR:HA	6	1.67
(1,37)	1:A:104:ARG:CG	2:B:97:THR:HB	6	1.67
(1,37)	1:A:104:ARG:CG	2:B:97:THR:HG1	6	1.67
(1,37)	1:A:104:ARG:CG	2:B:97:THR:HG21	6	1.67
(1,37)	1:A:104:ARG:CG	2:B:97:THR:HG22	6	1.67
(1,37)	1:A:104:ARG:CG	2:B:97:THR:HG23	6	1.67
(1,37)	1:A:104:ARG:CG	2:B:97:THR:N	6	1.67
(1,37)	1:A:104:ARG:CG	2:B:97:THR:O	6	1.67
(1,37)	1:A:104:ARG:CG	2:B:97:THR:OG1	6	1.67
(1,37)	1:A:104:ARG:CG	2:B:99:HIS:C	6	1.67
(1,37)	1:A:104:ARG:CG	2:B:99:HIS:CA	6	1.67
(1,37)	1:A:104:ARG:CG	2:B:99:HIS:CB	6	1.67
(1,37)	1:A:104:ARG:CG	2:B:99:HIS:CD2	6	1.67
(1,37)	1:A:104:ARG:CG	2:B:99:HIS:CE1	6	1.67
(1,37)	1:A:104:ARG:CG	2:B:99:HIS:CG	6	1.67
(1,37)	1:A:104:ARG:CG	2:B:99:HIS:H	6	1.67
(1,37)	1:A:104:ARG:CG	2:B:99:HIS:HA	6	1.67
(1,37)	1:A:104:ARG:CG	2:B:99:HIS:HB2	6	1.67
(1,37)	1:A:104:ARG:CG	2:B:99:HIS:HB3	6	1.67

*Continued on next page...*

*Continued from previous page...*

Key	Atom-1	Atom-2	Model ID	Violation (Å)
(1,37)	1:A:104:ARG:CG	2:B:99:HIS:HD1	6	1.67
(1,37)	1:A:104:ARG:CG	2:B:99:HIS:HD2	6	1.67
(1,37)	1:A:104:ARG:CG	2:B:99:HIS:HE1	6	1.67
(1,37)	1:A:104:ARG:CG	2:B:99:HIS:HE2	6	1.67
(1,37)	1:A:104:ARG:CG	2:B:99:HIS:N	6	1.67
(1,37)	1:A:104:ARG:CG	2:B:99:HIS:ND1	6	1.67
(1,37)	1:A:104:ARG:CG	2:B:99:HIS:NE2	6	1.67
(1,37)	1:A:104:ARG:CG	2:B:99:HIS:O	6	1.67
(1,37)	1:A:104:ARG:CG	2:B:101:VAL:C	6	1.67
(1,37)	1:A:104:ARG:CG	2:B:101:VAL:CA	6	1.67
(1,37)	1:A:104:ARG:CG	2:B:101:VAL:CB	6	1.67
(1,37)	1:A:104:ARG:CG	2:B:101:VAL:CG1	6	1.67
(1,37)	1:A:104:ARG:CG	2:B:101:VAL:CG2	6	1.67
(1,37)	1:A:104:ARG:CG	2:B:101:VAL:H	6	1.67
(1,37)	1:A:104:ARG:CG	2:B:101:VAL:HA	6	1.67
(1,37)	1:A:104:ARG:CG	2:B:101:VAL:HB	6	1.67
(1,37)	1:A:104:ARG:CG	2:B:101:VAL:HG11	6	1.67
(1,37)	1:A:104:ARG:CG	2:B:101:VAL:HG12	6	1.67
(1,37)	1:A:104:ARG:CG	2:B:101:VAL:HG13	6	1.67
(1,37)	1:A:104:ARG:CG	2:B:101:VAL:HG21	6	1.67
(1,37)	1:A:104:ARG:CG	2:B:101:VAL:HG22	6	1.67
(1,37)	1:A:104:ARG:CG	2:B:101:VAL:HG23	6	1.67
(1,37)	1:A:104:ARG:CG	2:B:101:VAL:N	6	1.67
(1,37)	1:A:104:ARG:CG	2:B:101:VAL:O	6	1.67
(1,37)	1:A:104:ARG:CZ	2:B:75:ILE:C	6	1.67
(1,37)	1:A:104:ARG:CZ	2:B:75:ILE:CA	6	1.67
(1,37)	1:A:104:ARG:CZ	2:B:75:ILE:CB	6	1.67
(1,37)	1:A:104:ARG:CZ	2:B:75:ILE:CD1	6	1.67
(1,37)	1:A:104:ARG:CZ	2:B:75:ILE:CG1	6	1.67
(1,37)	1:A:104:ARG:CZ	2:B:75:ILE:CG2	6	1.67
(1,37)	1:A:104:ARG:CZ	2:B:75:ILE:H	6	1.67
(1,37)	1:A:104:ARG:CZ	2:B:75:ILE:HA	6	1.67
(1,37)	1:A:104:ARG:CZ	2:B:75:ILE:HB	6	1.67
(1,37)	1:A:104:ARG:CZ	2:B:75:ILE:HD11	6	1.67
(1,37)	1:A:104:ARG:CZ	2:B:75:ILE:HD12	6	1.67
(1,37)	1:A:104:ARG:CZ	2:B:75:ILE:HD13	6	1.67
(1,37)	1:A:104:ARG:CZ	2:B:75:ILE:HG12	6	1.67
(1,37)	1:A:104:ARG:CZ	2:B:75:ILE:HG13	6	1.67
(1,37)	1:A:104:ARG:CZ	2:B:75:ILE:HG21	6	1.67
(1,37)	1:A:104:ARG:CZ	2:B:75:ILE:HG22	6	1.67
(1,37)	1:A:104:ARG:CZ	2:B:75:ILE:HG23	6	1.67
(1,37)	1:A:104:ARG:CZ	2:B:75:ILE:N	6	1.67

*Continued on next page...*

*Continued from previous page...*

Key	Atom-1	Atom-2	Model ID	Violation (Å)
(1,37)	1:A:104:ARG:CZ	2:B:75:ILE:O	6	1.67
(1,37)	1:A:104:ARG:CZ	2:B:77:ALA:C	6	1.67
(1,37)	1:A:104:ARG:CZ	2:B:77:ALA:CA	6	1.67
(1,37)	1:A:104:ARG:CZ	2:B:77:ALA:CB	6	1.67
(1,37)	1:A:104:ARG:CZ	2:B:77:ALA:H	6	1.67
(1,37)	1:A:104:ARG:CZ	2:B:77:ALA:HA	6	1.67
(1,37)	1:A:104:ARG:CZ	2:B:77:ALA:HB1	6	1.67
(1,37)	1:A:104:ARG:CZ	2:B:77:ALA:HB2	6	1.67
(1,37)	1:A:104:ARG:CZ	2:B:77:ALA:HB3	6	1.67
(1,37)	1:A:104:ARG:CZ	2:B:77:ALA:N	6	1.67
(1,37)	1:A:104:ARG:CZ	2:B:77:ALA:O	6	1.67
(1,37)	1:A:104:ARG:CZ	2:B:78:GLY:C	6	1.67
(1,37)	1:A:104:ARG:CZ	2:B:78:GLY:CA	6	1.67
(1,37)	1:A:104:ARG:CZ	2:B:78:GLY:H	6	1.67
(1,37)	1:A:104:ARG:CZ	2:B:78:GLY:HA2	6	1.67
(1,37)	1:A:104:ARG:CZ	2:B:78:GLY:HA3	6	1.67
(1,37)	1:A:104:ARG:CZ	2:B:78:GLY:N	6	1.67
(1,37)	1:A:104:ARG:CZ	2:B:78:GLY:O	6	1.67
(1,37)	1:A:104:ARG:CZ	2:B:79:LYS:C	6	1.67
(1,37)	1:A:104:ARG:CZ	2:B:79:LYS:CA	6	1.67
(1,37)	1:A:104:ARG:CZ	2:B:79:LYS:CB	6	1.67
(1,37)	1:A:104:ARG:CZ	2:B:79:LYS:CD	6	1.67
(1,37)	1:A:104:ARG:CZ	2:B:79:LYS:CE	6	1.67
(1,37)	1:A:104:ARG:CZ	2:B:79:LYS:CG	6	1.67
(1,37)	1:A:104:ARG:CZ	2:B:79:LYS:H	6	1.67
(1,37)	1:A:104:ARG:CZ	2:B:79:LYS:HA	6	1.67
(1,37)	1:A:104:ARG:CZ	2:B:79:LYS:HB2	6	1.67
(1,37)	1:A:104:ARG:CZ	2:B:79:LYS:HB3	6	1.67
(1,37)	1:A:104:ARG:CZ	2:B:79:LYS:HD2	6	1.67
(1,37)	1:A:104:ARG:CZ	2:B:79:LYS:HD3	6	1.67
(1,37)	1:A:104:ARG:CZ	2:B:79:LYS:HE2	6	1.67
(1,37)	1:A:104:ARG:CZ	2:B:79:LYS:HE3	6	1.67
(1,37)	1:A:104:ARG:CZ	2:B:79:LYS:HG2	6	1.67
(1,37)	1:A:104:ARG:CZ	2:B:79:LYS:HG3	6	1.67
(1,37)	1:A:104:ARG:CZ	2:B:79:LYS:HZ1	6	1.67
(1,37)	1:A:104:ARG:CZ	2:B:79:LYS:HZ2	6	1.67
(1,37)	1:A:104:ARG:CZ	2:B:79:LYS:HZ3	6	1.67
(1,37)	1:A:104:ARG:CZ	2:B:79:LYS:N	6	1.67
(1,37)	1:A:104:ARG:CZ	2:B:79:LYS:NZ	6	1.67
(1,37)	1:A:104:ARG:CZ	2:B:79:LYS:O	6	1.67
(1,37)	1:A:104:ARG:CZ	2:B:80:ILE:C	6	1.67
(1,37)	1:A:104:ARG:CZ	2:B:80:ILE:CA	6	1.67

*Continued on next page...*

*Continued from previous page...*

Key	Atom-1	Atom-2	Model ID	Violation (Å)
(1,37)	1:A:104:ARG:CZ	2:B:80:ILE:CB	6	1.67
(1,37)	1:A:104:ARG:CZ	2:B:80:ILE:CD1	6	1.67
(1,37)	1:A:104:ARG:CZ	2:B:80:ILE:CG1	6	1.67
(1,37)	1:A:104:ARG:CZ	2:B:80:ILE:CG2	6	1.67
(1,37)	1:A:104:ARG:CZ	2:B:80:ILE:H	6	1.67
(1,37)	1:A:104:ARG:CZ	2:B:80:ILE:HA	6	1.67
(1,37)	1:A:104:ARG:CZ	2:B:80:ILE:HB	6	1.67
(1,37)	1:A:104:ARG:CZ	2:B:80:ILE:HD11	6	1.67
(1,37)	1:A:104:ARG:CZ	2:B:80:ILE:HD12	6	1.67
(1,37)	1:A:104:ARG:CZ	2:B:80:ILE:HD13	6	1.67
(1,37)	1:A:104:ARG:CZ	2:B:80:ILE:HG12	6	1.67
(1,37)	1:A:104:ARG:CZ	2:B:80:ILE:HG13	6	1.67
(1,37)	1:A:104:ARG:CZ	2:B:80:ILE:HG21	6	1.67
(1,37)	1:A:104:ARG:CZ	2:B:80:ILE:HG22	6	1.67
(1,37)	1:A:104:ARG:CZ	2:B:80:ILE:HG23	6	1.67
(1,37)	1:A:104:ARG:CZ	2:B:80:ILE:N	6	1.67
(1,37)	1:A:104:ARG:CZ	2:B:80:ILE:O	6	1.67
(1,37)	1:A:104:ARG:CZ	2:B:84:GLN:C	6	1.67
(1,37)	1:A:104:ARG:CZ	2:B:84:GLN:CA	6	1.67
(1,37)	1:A:104:ARG:CZ	2:B:84:GLN:CB	6	1.67
(1,37)	1:A:104:ARG:CZ	2:B:84:GLN:CD	6	1.67
(1,37)	1:A:104:ARG:CZ	2:B:84:GLN:CG	6	1.67
(1,37)	1:A:104:ARG:CZ	2:B:84:GLN:H	6	1.67
(1,37)	1:A:104:ARG:CZ	2:B:84:GLN:HA	6	1.67
(1,37)	1:A:104:ARG:CZ	2:B:84:GLN:HB2	6	1.67
(1,37)	1:A:104:ARG:CZ	2:B:84:GLN:HB3	6	1.67
(1,37)	1:A:104:ARG:CZ	2:B:84:GLN:HE21	6	1.67
(1,37)	1:A:104:ARG:CZ	2:B:84:GLN:HE22	6	1.67
(1,37)	1:A:104:ARG:CZ	2:B:84:GLN:HG2	6	1.67
(1,37)	1:A:104:ARG:CZ	2:B:84:GLN:HG3	6	1.67
(1,37)	1:A:104:ARG:CZ	2:B:84:GLN:N	6	1.67
(1,37)	1:A:104:ARG:CZ	2:B:84:GLN:NE2	6	1.67
(1,37)	1:A:104:ARG:CZ	2:B:84:GLN:O	6	1.67
(1,37)	1:A:104:ARG:CZ	2:B:84:GLN:OE1	6	1.67
(1,37)	1:A:104:ARG:CZ	2:B:97:THR:C	6	1.67
(1,37)	1:A:104:ARG:CZ	2:B:97:THR:CA	6	1.67
(1,37)	1:A:104:ARG:CZ	2:B:97:THR:CB	6	1.67
(1,37)	1:A:104:ARG:CZ	2:B:97:THR:CG2	6	1.67
(1,37)	1:A:104:ARG:CZ	2:B:97:THR:H	6	1.67
(1,37)	1:A:104:ARG:CZ	2:B:97:THR:HA	6	1.67
(1,37)	1:A:104:ARG:CZ	2:B:97:THR:HB	6	1.67
(1,37)	1:A:104:ARG:CZ	2:B:97:THR:HG1	6	1.67

*Continued on next page...*

*Continued from previous page...*

Key	Atom-1	Atom-2	Model ID	Violation (Å)
(1,37)	1:A:104:ARG:CZ	2:B:97:THR:HG21	6	1.67
(1,37)	1:A:104:ARG:CZ	2:B:97:THR:HG22	6	1.67
(1,37)	1:A:104:ARG:CZ	2:B:97:THR:HG23	6	1.67
(1,37)	1:A:104:ARG:CZ	2:B:97:THR:N	6	1.67
(1,37)	1:A:104:ARG:CZ	2:B:97:THR:O	6	1.67
(1,37)	1:A:104:ARG:CZ	2:B:97:THR:OG1	6	1.67
(1,37)	1:A:104:ARG:CZ	2:B:99:HIS:C	6	1.67
(1,37)	1:A:104:ARG:CZ	2:B:99:HIS:CA	6	1.67
(1,37)	1:A:104:ARG:CZ	2:B:99:HIS:CB	6	1.67
(1,37)	1:A:104:ARG:CZ	2:B:99:HIS:CD2	6	1.67
(1,37)	1:A:104:ARG:CZ	2:B:99:HIS:CE1	6	1.67
(1,37)	1:A:104:ARG:CZ	2:B:99:HIS:CG	6	1.67
(1,37)	1:A:104:ARG:CZ	2:B:99:HIS:H	6	1.67
(1,37)	1:A:104:ARG:CZ	2:B:99:HIS:HA	6	1.67
(1,37)	1:A:104:ARG:CZ	2:B:99:HIS:HB2	6	1.67
(1,37)	1:A:104:ARG:CZ	2:B:99:HIS:HB3	6	1.67
(1,37)	1:A:104:ARG:CZ	2:B:99:HIS:HD1	6	1.67
(1,37)	1:A:104:ARG:CZ	2:B:99:HIS:HD2	6	1.67
(1,37)	1:A:104:ARG:CZ	2:B:99:HIS:HE1	6	1.67
(1,37)	1:A:104:ARG:CZ	2:B:99:HIS:HE2	6	1.67
(1,37)	1:A:104:ARG:CZ	2:B:99:HIS:N	6	1.67
(1,37)	1:A:104:ARG:CZ	2:B:99:HIS:ND1	6	1.67
(1,37)	1:A:104:ARG:CZ	2:B:99:HIS:NE2	6	1.67
(1,37)	1:A:104:ARG:CZ	2:B:99:HIS:O	6	1.67
(1,37)	1:A:104:ARG:CZ	2:B:101:VAL:C	6	1.67
(1,37)	1:A:104:ARG:CZ	2:B:101:VAL:CA	6	1.67
(1,37)	1:A:104:ARG:CZ	2:B:101:VAL:CB	6	1.67
(1,37)	1:A:104:ARG:CZ	2:B:101:VAL:CG1	6	1.67
(1,37)	1:A:104:ARG:CZ	2:B:101:VAL:CG2	6	1.67
(1,37)	1:A:104:ARG:CZ	2:B:101:VAL:H	6	1.67
(1,37)	1:A:104:ARG:CZ	2:B:101:VAL:HA	6	1.67
(1,37)	1:A:104:ARG:CZ	2:B:101:VAL:HB	6	1.67
(1,37)	1:A:104:ARG:CZ	2:B:101:VAL:HG11	6	1.67
(1,37)	1:A:104:ARG:CZ	2:B:101:VAL:HG12	6	1.67
(1,37)	1:A:104:ARG:CZ	2:B:101:VAL:HG13	6	1.67
(1,37)	1:A:104:ARG:CZ	2:B:101:VAL:HG21	6	1.67
(1,37)	1:A:104:ARG:CZ	2:B:101:VAL:HG22	6	1.67
(1,37)	1:A:104:ARG:CZ	2:B:101:VAL:HG23	6	1.67
(1,37)	1:A:104:ARG:CZ	2:B:101:VAL:N	6	1.67
(1,37)	1:A:104:ARG:CZ	2:B:101:VAL:O	6	1.67
(1,37)	1:A:104:ARG:H	2:B:75:ILE:C	6	1.67
(1,37)	1:A:104:ARG:H	2:B:75:ILE:CA	6	1.67

*Continued on next page...*

*Continued from previous page...*

Key	Atom-1	Atom-2	Model ID	Violation (Å)
(1,37)	1:A:104:ARG:H	2:B:75:ILE:CB	6	1.67
(1,37)	1:A:104:ARG:H	2:B:75:ILE:CD1	6	1.67
(1,37)	1:A:104:ARG:H	2:B:75:ILE:CG1	6	1.67
(1,37)	1:A:104:ARG:H	2:B:75:ILE:CG2	6	1.67
(1,37)	1:A:104:ARG:H	2:B:75:ILE:H	6	1.67
(1,37)	1:A:104:ARG:H	2:B:75:ILE:HA	6	1.67
(1,37)	1:A:104:ARG:H	2:B:75:ILE:HB	6	1.67
(1,37)	1:A:104:ARG:H	2:B:75:ILE:HD11	6	1.67
(1,37)	1:A:104:ARG:H	2:B:75:ILE:HD12	6	1.67
(1,37)	1:A:104:ARG:H	2:B:75:ILE:HD13	6	1.67
(1,37)	1:A:104:ARG:H	2:B:75:ILE:HG12	6	1.67
(1,37)	1:A:104:ARG:H	2:B:75:ILE:HG13	6	1.67
(1,37)	1:A:104:ARG:H	2:B:75:ILE:HG21	6	1.67
(1,37)	1:A:104:ARG:H	2:B:75:ILE:HG22	6	1.67
(1,37)	1:A:104:ARG:H	2:B:75:ILE:HG23	6	1.67
(1,37)	1:A:104:ARG:H	2:B:75:ILE:N	6	1.67
(1,37)	1:A:104:ARG:H	2:B:75:ILE:O	6	1.67
(1,37)	1:A:104:ARG:H	2:B:77:ALA:C	6	1.67
(1,37)	1:A:104:ARG:H	2:B:77:ALA:CA	6	1.67
(1,37)	1:A:104:ARG:H	2:B:77:ALA:CB	6	1.67
(1,37)	1:A:104:ARG:H	2:B:77:ALA:H	6	1.67
(1,37)	1:A:104:ARG:H	2:B:77:ALA:HA	6	1.67
(1,37)	1:A:104:ARG:H	2:B:77:ALA:HB1	6	1.67
(1,37)	1:A:104:ARG:H	2:B:77:ALA:HB2	6	1.67
(1,37)	1:A:104:ARG:H	2:B:77:ALA:HB3	6	1.67
(1,37)	1:A:104:ARG:H	2:B:77:ALA:N	6	1.67
(1,37)	1:A:104:ARG:H	2:B:77:ALA:O	6	1.67
(1,37)	1:A:104:ARG:H	2:B:78:GLY:C	6	1.67
(1,37)	1:A:104:ARG:H	2:B:78:GLY:CA	6	1.67
(1,37)	1:A:104:ARG:H	2:B:78:GLY:H	6	1.67
(1,37)	1:A:104:ARG:H	2:B:78:GLY:HA2	6	1.67
(1,37)	1:A:104:ARG:H	2:B:78:GLY:HA3	6	1.67
(1,37)	1:A:104:ARG:H	2:B:78:GLY:N	6	1.67
(1,37)	1:A:104:ARG:H	2:B:78:GLY:O	6	1.67
(1,37)	1:A:104:ARG:H	2:B:79:LYS:C	6	1.67
(1,37)	1:A:104:ARG:H	2:B:79:LYS:CA	6	1.67
(1,37)	1:A:104:ARG:H	2:B:79:LYS:CB	6	1.67
(1,37)	1:A:104:ARG:H	2:B:79:LYS:CD	6	1.67
(1,37)	1:A:104:ARG:H	2:B:79:LYS:CE	6	1.67
(1,37)	1:A:104:ARG:H	2:B:79:LYS:CG	6	1.67
(1,37)	1:A:104:ARG:H	2:B:79:LYS:H	6	1.67
(1,37)	1:A:104:ARG:H	2:B:79:LYS:HA	6	1.67

*Continued on next page...*

*Continued from previous page...*

Key	Atom-1	Atom-2	Model ID	Violation (Å)
(1,37)	1:A:104:ARG:H	2:B:79:LYS:HB2	6	1.67
(1,37)	1:A:104:ARG:H	2:B:79:LYS:HB3	6	1.67
(1,37)	1:A:104:ARG:H	2:B:79:LYS:HD2	6	1.67
(1,37)	1:A:104:ARG:H	2:B:79:LYS:HD3	6	1.67
(1,37)	1:A:104:ARG:H	2:B:79:LYS:HE2	6	1.67
(1,37)	1:A:104:ARG:H	2:B:79:LYS:HE3	6	1.67
(1,37)	1:A:104:ARG:H	2:B:79:LYS:HG2	6	1.67
(1,37)	1:A:104:ARG:H	2:B:79:LYS:HG3	6	1.67
(1,37)	1:A:104:ARG:H	2:B:79:LYS:HZ1	6	1.67
(1,37)	1:A:104:ARG:H	2:B:79:LYS:HZ2	6	1.67
(1,37)	1:A:104:ARG:H	2:B:79:LYS:HZ3	6	1.67
(1,37)	1:A:104:ARG:H	2:B:79:LYS:N	6	1.67
(1,37)	1:A:104:ARG:H	2:B:79:LYS:NZ	6	1.67
(1,37)	1:A:104:ARG:H	2:B:79:LYS:O	6	1.67
(1,37)	1:A:104:ARG:H	2:B:80:ILE:C	6	1.67
(1,37)	1:A:104:ARG:H	2:B:80:ILE:CA	6	1.67
(1,37)	1:A:104:ARG:H	2:B:80:ILE:CB	6	1.67
(1,37)	1:A:104:ARG:H	2:B:80:ILE:CD1	6	1.67
(1,37)	1:A:104:ARG:H	2:B:80:ILE:CG1	6	1.67
(1,37)	1:A:104:ARG:H	2:B:80:ILE:CG2	6	1.67
(1,37)	1:A:104:ARG:H	2:B:80:ILE:H	6	1.67
(1,37)	1:A:104:ARG:H	2:B:80:ILE:HA	6	1.67
(1,37)	1:A:104:ARG:H	2:B:80:ILE:HB	6	1.67
(1,37)	1:A:104:ARG:H	2:B:80:ILE:HD11	6	1.67
(1,37)	1:A:104:ARG:H	2:B:80:ILE:HD12	6	1.67
(1,37)	1:A:104:ARG:H	2:B:80:ILE:HD13	6	1.67
(1,37)	1:A:104:ARG:H	2:B:80:ILE:HG12	6	1.67
(1,37)	1:A:104:ARG:H	2:B:80:ILE:HG13	6	1.67
(1,37)	1:A:104:ARG:H	2:B:80:ILE:HG21	6	1.67
(1,37)	1:A:104:ARG:H	2:B:80:ILE:HG22	6	1.67
(1,37)	1:A:104:ARG:H	2:B:80:ILE:HG23	6	1.67
(1,37)	1:A:104:ARG:H	2:B:80:ILE:N	6	1.67
(1,37)	1:A:104:ARG:H	2:B:80:ILE:O	6	1.67
(1,37)	1:A:104:ARG:H	2:B:84:GLN:C	6	1.67
(1,37)	1:A:104:ARG:H	2:B:84:GLN:CA	6	1.67
(1,37)	1:A:104:ARG:H	2:B:84:GLN:CB	6	1.67
(1,37)	1:A:104:ARG:H	2:B:84:GLN:CD	6	1.67
(1,37)	1:A:104:ARG:H	2:B:84:GLN:CG	6	1.67
(1,37)	1:A:104:ARG:H	2:B:84:GLN:H	6	1.67
(1,37)	1:A:104:ARG:H	2:B:84:GLN:HA	6	1.67
(1,37)	1:A:104:ARG:H	2:B:84:GLN:HB2	6	1.67
(1,37)	1:A:104:ARG:H	2:B:84:GLN:HB3	6	1.67

*Continued on next page...*



*Continued from previous page...*

Key	Atom-1	Atom-2	Model ID	Violation (Å)
(1,37)	1:A:104:ARG:H	2:B:84:GLN:HE21	6	1.67
(1,37)	1:A:104:ARG:H	2:B:84:GLN:HE22	6	1.67
(1,37)	1:A:104:ARG:H	2:B:84:GLN:HG2	6	1.67
(1,37)	1:A:104:ARG:H	2:B:84:GLN:HG3	6	1.67
(1,37)	1:A:104:ARG:H	2:B:84:GLN:N	6	1.67
(1,37)	1:A:104:ARG:H	2:B:84:GLN:NE2	6	1.67
(1,37)	1:A:104:ARG:H	2:B:84:GLN:O	6	1.67
(1,37)	1:A:104:ARG:H	2:B:84:GLN:OE1	6	1.67
(1,37)	1:A:104:ARG:H	2:B:97:THR:C	6	1.67
(1,37)	1:A:104:ARG:H	2:B:97:THR:CA	6	1.67
(1,37)	1:A:104:ARG:H	2:B:97:THR:CB	6	1.67
(1,37)	1:A:104:ARG:H	2:B:97:THR:CG2	6	1.67
(1,37)	1:A:104:ARG:H	2:B:97:THR:H	6	1.67
(1,37)	1:A:104:ARG:H	2:B:97:THR:HA	6	1.67
(1,37)	1:A:104:ARG:H	2:B:97:THR:HB	6	1.67
(1,37)	1:A:104:ARG:H	2:B:97:THR:HG1	6	1.67
(1,37)	1:A:104:ARG:H	2:B:97:THR:HG21	6	1.67
(1,37)	1:A:104:ARG:H	2:B:97:THR:HG22	6	1.67
(1,37)	1:A:104:ARG:H	2:B:97:THR:HG23	6	1.67
(1,37)	1:A:104:ARG:H	2:B:97:THR:N	6	1.67
(1,37)	1:A:104:ARG:H	2:B:97:THR:O	6	1.67
(1,37)	1:A:104:ARG:H	2:B:97:THR:OG1	6	1.67
(1,37)	1:A:104:ARG:H	2:B:99:HIS:C	6	1.67
(1,37)	1:A:104:ARG:H	2:B:99:HIS:CA	6	1.67
(1,37)	1:A:104:ARG:H	2:B:99:HIS:CB	6	1.67
(1,37)	1:A:104:ARG:H	2:B:99:HIS:CD2	6	1.67
(1,37)	1:A:104:ARG:H	2:B:99:HIS:CE1	6	1.67
(1,37)	1:A:104:ARG:H	2:B:99:HIS:CG	6	1.67
(1,37)	1:A:104:ARG:H	2:B:99:HIS:H	6	1.67
(1,37)	1:A:104:ARG:H	2:B:99:HIS:HA	6	1.67
(1,37)	1:A:104:ARG:H	2:B:99:HIS:HB2	6	1.67
(1,37)	1:A:104:ARG:H	2:B:99:HIS:HB3	6	1.67
(1,37)	1:A:104:ARG:H	2:B:99:HIS:HD1	6	1.67
(1,37)	1:A:104:ARG:H	2:B:99:HIS:HD2	6	1.67
(1,37)	1:A:104:ARG:H	2:B:99:HIS:HE1	6	1.67
(1,37)	1:A:104:ARG:H	2:B:99:HIS:HE2	6	1.67
(1,37)	1:A:104:ARG:H	2:B:99:HIS:N	6	1.67
(1,37)	1:A:104:ARG:H	2:B:99:HIS:ND1	6	1.67
(1,37)	1:A:104:ARG:H	2:B:99:HIS:NE2	6	1.67
(1,37)	1:A:104:ARG:H	2:B:99:HIS:O	6	1.67
(1,37)	1:A:104:ARG:H	2:B:101:VAL:C	6	1.67
(1,37)	1:A:104:ARG:H	2:B:101:VAL:CA	6	1.67

*Continued on next page...*

*Continued from previous page...*

Key	Atom-1	Atom-2	Model ID	Violation (Å)
(1,37)	1:A:104:ARG:H	2:B:101:VAL:CB	6	1.67
(1,37)	1:A:104:ARG:H	2:B:101:VAL:CG1	6	1.67
(1,37)	1:A:104:ARG:H	2:B:101:VAL:CG2	6	1.67
(1,37)	1:A:104:ARG:H	2:B:101:VAL:H	6	1.67
(1,37)	1:A:104:ARG:H	2:B:101:VAL:HA	6	1.67
(1,37)	1:A:104:ARG:H	2:B:101:VAL:HB	6	1.67
(1,37)	1:A:104:ARG:H	2:B:101:VAL:HG11	6	1.67
(1,37)	1:A:104:ARG:H	2:B:101:VAL:HG12	6	1.67
(1,37)	1:A:104:ARG:H	2:B:101:VAL:HG13	6	1.67
(1,37)	1:A:104:ARG:H	2:B:101:VAL:HG21	6	1.67
(1,37)	1:A:104:ARG:H	2:B:101:VAL:HG22	6	1.67
(1,37)	1:A:104:ARG:H	2:B:101:VAL:HG23	6	1.67
(1,37)	1:A:104:ARG:H	2:B:101:VAL:N	6	1.67
(1,37)	1:A:104:ARG:H	2:B:101:VAL:O	6	1.67
(1,37)	1:A:104:ARG:HA	2:B:75:ILE:C	6	1.67
(1,37)	1:A:104:ARG:HA	2:B:75:ILE:CA	6	1.67
(1,37)	1:A:104:ARG:HA	2:B:75:ILE:CB	6	1.67
(1,37)	1:A:104:ARG:HA	2:B:75:ILE:CD1	6	1.67
(1,37)	1:A:104:ARG:HA	2:B:75:ILE:CG1	6	1.67
(1,37)	1:A:104:ARG:HA	2:B:75:ILE:CG2	6	1.67
(1,37)	1:A:104:ARG:HA	2:B:75:ILE:H	6	1.67
(1,37)	1:A:104:ARG:HA	2:B:75:ILE:HA	6	1.67
(1,37)	1:A:104:ARG:HA	2:B:75:ILE:HB	6	1.67
(1,37)	1:A:104:ARG:HA	2:B:75:ILE:HD11	6	1.67
(1,37)	1:A:104:ARG:HA	2:B:75:ILE:HD12	6	1.67
(1,37)	1:A:104:ARG:HA	2:B:75:ILE:HD13	6	1.67
(1,37)	1:A:104:ARG:HA	2:B:75:ILE:HG12	6	1.67
(1,37)	1:A:104:ARG:HA	2:B:75:ILE:HG13	6	1.67
(1,37)	1:A:104:ARG:HA	2:B:75:ILE:HG21	6	1.67
(1,37)	1:A:104:ARG:HA	2:B:75:ILE:HG22	6	1.67
(1,37)	1:A:104:ARG:HA	2:B:75:ILE:HG23	6	1.67
(1,37)	1:A:104:ARG:HA	2:B:75:ILE:N	6	1.67
(1,37)	1:A:104:ARG:HA	2:B:75:ILE:O	6	1.67
(1,37)	1:A:104:ARG:HA	2:B:77:ALA:C	6	1.67
(1,37)	1:A:104:ARG:HA	2:B:77:ALA:CA	6	1.67
(1,37)	1:A:104:ARG:HA	2:B:77:ALA:CB	6	1.67
(1,37)	1:A:104:ARG:HA	2:B:77:ALA:H	6	1.67
(1,37)	1:A:104:ARG:HA	2:B:77:ALA:HA	6	1.67
(1,37)	1:A:104:ARG:HA	2:B:77:ALA:HB1	6	1.67
(1,37)	1:A:104:ARG:HA	2:B:77:ALA:HB2	6	1.67
(1,37)	1:A:104:ARG:HA	2:B:77:ALA:HB3	6	1.67
(1,37)	1:A:104:ARG:HA	2:B:77:ALA:N	6	1.67

*Continued on next page...*

*Continued from previous page...*

Key	Atom-1	Atom-2	Model ID	Violation (Å)
(1,37)	1:A:104:ARG:HA	2:B:77:ALA:O	6	1.67
(1,37)	1:A:104:ARG:HA	2:B:78:GLY:C	6	1.67
(1,37)	1:A:104:ARG:HA	2:B:78:GLY:CA	6	1.67
(1,37)	1:A:104:ARG:HA	2:B:78:GLY:H	6	1.67
(1,37)	1:A:104:ARG:HA	2:B:78:GLY:HA2	6	1.67
(1,37)	1:A:104:ARG:HA	2:B:78:GLY:HA3	6	1.67
(1,37)	1:A:104:ARG:HA	2:B:78:GLY:N	6	1.67
(1,37)	1:A:104:ARG:HA	2:B:78:GLY:O	6	1.67
(1,37)	1:A:104:ARG:HA	2:B:79:LYS:C	6	1.67
(1,37)	1:A:104:ARG:HA	2:B:79:LYS:CA	6	1.67
(1,37)	1:A:104:ARG:HA	2:B:79:LYS:CB	6	1.67
(1,37)	1:A:104:ARG:HA	2:B:79:LYS:CD	6	1.67
(1,37)	1:A:104:ARG:HA	2:B:79:LYS:CE	6	1.67
(1,37)	1:A:104:ARG:HA	2:B:79:LYS:CG	6	1.67
(1,37)	1:A:104:ARG:HA	2:B:79:LYS:H	6	1.67
(1,37)	1:A:104:ARG:HA	2:B:79:LYS:HA	6	1.67
(1,37)	1:A:104:ARG:HA	2:B:79:LYS:HB2	6	1.67
(1,37)	1:A:104:ARG:HA	2:B:79:LYS:HB3	6	1.67
(1,37)	1:A:104:ARG:HA	2:B:79:LYS:HD2	6	1.67
(1,37)	1:A:104:ARG:HA	2:B:79:LYS:HD3	6	1.67
(1,37)	1:A:104:ARG:HA	2:B:79:LYS:HE2	6	1.67
(1,37)	1:A:104:ARG:HA	2:B:79:LYS:HE3	6	1.67
(1,37)	1:A:104:ARG:HA	2:B:79:LYS:HG2	6	1.67
(1,37)	1:A:104:ARG:HA	2:B:79:LYS:HG3	6	1.67
(1,37)	1:A:104:ARG:HA	2:B:79:LYS:HZ1	6	1.67
(1,37)	1:A:104:ARG:HA	2:B:79:LYS:HZ2	6	1.67
(1,37)	1:A:104:ARG:HA	2:B:79:LYS:HZ3	6	1.67
(1,37)	1:A:104:ARG:HA	2:B:79:LYS:N	6	1.67
(1,37)	1:A:104:ARG:HA	2:B:79:LYS:NZ	6	1.67
(1,37)	1:A:104:ARG:HA	2:B:79:LYS:O	6	1.67
(1,37)	1:A:104:ARG:HA	2:B:80:ILE:C	6	1.67
(1,37)	1:A:104:ARG:HA	2:B:80:ILE:CA	6	1.67
(1,37)	1:A:104:ARG:HA	2:B:80:ILE:CB	6	1.67
(1,37)	1:A:104:ARG:HA	2:B:80:ILE:CD1	6	1.67
(1,37)	1:A:104:ARG:HA	2:B:80:ILE:CG1	6	1.67
(1,37)	1:A:104:ARG:HA	2:B:80:ILE:CG2	6	1.67
(1,37)	1:A:104:ARG:HA	2:B:80:ILE:H	6	1.67
(1,37)	1:A:104:ARG:HA	2:B:80:ILE:HA	6	1.67
(1,37)	1:A:104:ARG:HA	2:B:80:ILE:HB	6	1.67
(1,37)	1:A:104:ARG:HA	2:B:80:ILE:HD11	6	1.67
(1,37)	1:A:104:ARG:HA	2:B:80:ILE:HD12	6	1.67
(1,37)	1:A:104:ARG:HA	2:B:80:ILE:HD13	6	1.67

*Continued on next page...*

*Continued from previous page...*

Key	Atom-1	Atom-2	Model ID	Violation (Å)
(1,37)	1:A:104:ARG:HA	2:B:80:ILE:HG12	6	1.67
(1,37)	1:A:104:ARG:HA	2:B:80:ILE:HG13	6	1.67
(1,37)	1:A:104:ARG:HA	2:B:80:ILE:HG21	6	1.67
(1,37)	1:A:104:ARG:HA	2:B:80:ILE:HG22	6	1.67
(1,37)	1:A:104:ARG:HA	2:B:80:ILE:HG23	6	1.67
(1,37)	1:A:104:ARG:HA	2:B:80:ILE:N	6	1.67
(1,37)	1:A:104:ARG:HA	2:B:80:ILE:O	6	1.67
(1,37)	1:A:104:ARG:HA	2:B:84:GLN:C	6	1.67
(1,37)	1:A:104:ARG:HA	2:B:84:GLN:CA	6	1.67
(1,37)	1:A:104:ARG:HA	2:B:84:GLN:CB	6	1.67
(1,37)	1:A:104:ARG:HA	2:B:84:GLN:CD	6	1.67
(1,37)	1:A:104:ARG:HA	2:B:84:GLN:CG	6	1.67
(1,37)	1:A:104:ARG:HA	2:B:84:GLN:H	6	1.67
(1,37)	1:A:104:ARG:HA	2:B:84:GLN:HA	6	1.67
(1,37)	1:A:104:ARG:HA	2:B:84:GLN:HB2	6	1.67
(1,37)	1:A:104:ARG:HA	2:B:84:GLN:HB3	6	1.67
(1,37)	1:A:104:ARG:HA	2:B:84:GLN:HE21	6	1.67
(1,37)	1:A:104:ARG:HA	2:B:84:GLN:HE22	6	1.67
(1,37)	1:A:104:ARG:HA	2:B:84:GLN:HG2	6	1.67
(1,37)	1:A:104:ARG:HA	2:B:84:GLN:HG3	6	1.67
(1,37)	1:A:104:ARG:HA	2:B:84:GLN:N	6	1.67
(1,37)	1:A:104:ARG:HA	2:B:84:GLN:NE2	6	1.67
(1,37)	1:A:104:ARG:HA	2:B:84:GLN:O	6	1.67
(1,37)	1:A:104:ARG:HA	2:B:84:GLN:OE1	6	1.67
(1,37)	1:A:104:ARG:HA	2:B:97:THR:C	6	1.67
(1,37)	1:A:104:ARG:HA	2:B:97:THR:CA	6	1.67
(1,37)	1:A:104:ARG:HA	2:B:97:THR:CB	6	1.67
(1,37)	1:A:104:ARG:HA	2:B:97:THR:CG2	6	1.67
(1,37)	1:A:104:ARG:HA	2:B:97:THR:H	6	1.67
(1,37)	1:A:104:ARG:HA	2:B:97:THR:HA	6	1.67
(1,37)	1:A:104:ARG:HA	2:B:97:THR:HB	6	1.67
(1,37)	1:A:104:ARG:HA	2:B:97:THR:HG1	6	1.67
(1,37)	1:A:104:ARG:HA	2:B:97:THR:HG21	6	1.67
(1,37)	1:A:104:ARG:HA	2:B:97:THR:HG22	6	1.67
(1,37)	1:A:104:ARG:HA	2:B:97:THR:HG23	6	1.67
(1,37)	1:A:104:ARG:HA	2:B:97:THR:N	6	1.67
(1,37)	1:A:104:ARG:HA	2:B:97:THR:O	6	1.67
(1,37)	1:A:104:ARG:HA	2:B:97:THR:OG1	6	1.67
(1,37)	1:A:104:ARG:HA	2:B:99:HIS:C	6	1.67
(1,37)	1:A:104:ARG:HA	2:B:99:HIS:CA	6	1.67
(1,37)	1:A:104:ARG:HA	2:B:99:HIS:CB	6	1.67
(1,37)	1:A:104:ARG:HA	2:B:99:HIS:CD2	6	1.67

*Continued on next page...*

*Continued from previous page...*

Key	Atom-1	Atom-2	Model ID	Violation (Å)
(1,37)	1:A:104:ARG:HA	2:B:99:HIS:CE1	6	1.67
(1,37)	1:A:104:ARG:HA	2:B:99:HIS:CG	6	1.67
(1,37)	1:A:104:ARG:HA	2:B:99:HIS:H	6	1.67
(1,37)	1:A:104:ARG:HA	2:B:99:HIS:HA	6	1.67
(1,37)	1:A:104:ARG:HA	2:B:99:HIS:HB2	6	1.67
(1,37)	1:A:104:ARG:HA	2:B:99:HIS:HB3	6	1.67
(1,37)	1:A:104:ARG:HA	2:B:99:HIS:HD1	6	1.67
(1,37)	1:A:104:ARG:HA	2:B:99:HIS:HD2	6	1.67
(1,37)	1:A:104:ARG:HA	2:B:99:HIS:HE1	6	1.67
(1,37)	1:A:104:ARG:HA	2:B:99:HIS:HE2	6	1.67
(1,37)	1:A:104:ARG:HA	2:B:99:HIS:N	6	1.67
(1,37)	1:A:104:ARG:HA	2:B:99:HIS:ND1	6	1.67
(1,37)	1:A:104:ARG:HA	2:B:99:HIS:NE2	6	1.67
(1,37)	1:A:104:ARG:HA	2:B:99:HIS:O	6	1.67
(1,37)	1:A:104:ARG:HA	2:B:101:VAL:C	6	1.67
(1,37)	1:A:104:ARG:HA	2:B:101:VAL:CA	6	1.67
(1,37)	1:A:104:ARG:HA	2:B:101:VAL:CB	6	1.67
(1,37)	1:A:104:ARG:HA	2:B:101:VAL:CG1	6	1.67
(1,37)	1:A:104:ARG:HA	2:B:101:VAL:CG2	6	1.67
(1,37)	1:A:104:ARG:HA	2:B:101:VAL:H	6	1.67
(1,37)	1:A:104:ARG:HA	2:B:101:VAL:HA	6	1.67
(1,37)	1:A:104:ARG:HA	2:B:101:VAL:HB	6	1.67
(1,37)	1:A:104:ARG:HA	2:B:101:VAL:HG11	6	1.67
(1,37)	1:A:104:ARG:HA	2:B:101:VAL:HG12	6	1.67
(1,37)	1:A:104:ARG:HA	2:B:101:VAL:HG13	6	1.67
(1,37)	1:A:104:ARG:HA	2:B:101:VAL:HG21	6	1.67
(1,37)	1:A:104:ARG:HA	2:B:101:VAL:HG22	6	1.67
(1,37)	1:A:104:ARG:HA	2:B:101:VAL:HG23	6	1.67
(1,37)	1:A:104:ARG:HA	2:B:101:VAL:N	6	1.67
(1,37)	1:A:104:ARG:HA	2:B:101:VAL:O	6	1.67
(1,37)	1:A:104:ARG:HB2	2:B:75:ILE:C	6	1.67
(1,37)	1:A:104:ARG:HB2	2:B:75:ILE:CA	6	1.67
(1,37)	1:A:104:ARG:HB2	2:B:75:ILE:CB	6	1.67
(1,37)	1:A:104:ARG:HB2	2:B:75:ILE:CD1	6	1.67
(1,37)	1:A:104:ARG:HB2	2:B:75:ILE:CG1	6	1.67
(1,37)	1:A:104:ARG:HB2	2:B:75:ILE:CG2	6	1.67
(1,37)	1:A:104:ARG:HB2	2:B:75:ILE:H	6	1.67
(1,37)	1:A:104:ARG:HB2	2:B:75:ILE:HA	6	1.67
(1,37)	1:A:104:ARG:HB2	2:B:75:ILE:HB	6	1.67
(1,37)	1:A:104:ARG:HB2	2:B:75:ILE:HD11	6	1.67
(1,37)	1:A:104:ARG:HB2	2:B:75:ILE:HD12	6	1.67
(1,37)	1:A:104:ARG:HB2	2:B:75:ILE:HD13	6	1.67

*Continued on next page...*

*Continued from previous page...*

Key	Atom-1	Atom-2	Model ID	Violation (Å)
(1,37)	1:A:104:ARG:HB2	2:B:75:ILE:HG12	6	1.67
(1,37)	1:A:104:ARG:HB2	2:B:75:ILE:HG13	6	1.67
(1,37)	1:A:104:ARG:HB2	2:B:75:ILE:HG21	6	1.67
(1,37)	1:A:104:ARG:HB2	2:B:75:ILE:HG22	6	1.67
(1,37)	1:A:104:ARG:HB2	2:B:75:ILE:HG23	6	1.67
(1,37)	1:A:104:ARG:HB2	2:B:75:ILE:N	6	1.67
(1,37)	1:A:104:ARG:HB2	2:B:75:ILE:O	6	1.67
(1,37)	1:A:104:ARG:HB2	2:B:77:ALA:C	6	1.67
(1,37)	1:A:104:ARG:HB2	2:B:77:ALA:CA	6	1.67
(1,37)	1:A:104:ARG:HB2	2:B:77:ALA:CB	6	1.67
(1,37)	1:A:104:ARG:HB2	2:B:77:ALA:H	6	1.67
(1,37)	1:A:104:ARG:HB2	2:B:77:ALA:HA	6	1.67
(1,37)	1:A:104:ARG:HB2	2:B:77:ALA:HB1	6	1.67
(1,37)	1:A:104:ARG:HB2	2:B:77:ALA:HB2	6	1.67
(1,37)	1:A:104:ARG:HB2	2:B:77:ALA:HB3	6	1.67
(1,37)	1:A:104:ARG:HB2	2:B:77:ALA:N	6	1.67
(1,37)	1:A:104:ARG:HB2	2:B:77:ALA:O	6	1.67
(1,37)	1:A:104:ARG:HB2	2:B:78:GLY:C	6	1.67
(1,37)	1:A:104:ARG:HB2	2:B:78:GLY:CA	6	1.67
(1,37)	1:A:104:ARG:HB2	2:B:78:GLY:H	6	1.67
(1,37)	1:A:104:ARG:HB2	2:B:78:GLY:HA2	6	1.67
(1,37)	1:A:104:ARG:HB2	2:B:78:GLY:HA3	6	1.67
(1,37)	1:A:104:ARG:HB2	2:B:78:GLY:N	6	1.67
(1,37)	1:A:104:ARG:HB2	2:B:78:GLY:O	6	1.67
(1,37)	1:A:104:ARG:HB2	2:B:79:LYS:C	6	1.67
(1,37)	1:A:104:ARG:HB2	2:B:79:LYS:CA	6	1.67
(1,37)	1:A:104:ARG:HB2	2:B:79:LYS:CB	6	1.67
(1,37)	1:A:104:ARG:HB2	2:B:79:LYS:CD	6	1.67
(1,37)	1:A:104:ARG:HB2	2:B:79:LYS:CE	6	1.67
(1,37)	1:A:104:ARG:HB2	2:B:79:LYS:CG	6	1.67
(1,37)	1:A:104:ARG:HB2	2:B:79:LYS:H	6	1.67
(1,37)	1:A:104:ARG:HB2	2:B:79:LYS:HA	6	1.67
(1,37)	1:A:104:ARG:HB2	2:B:79:LYS:HB2	6	1.67
(1,37)	1:A:104:ARG:HB2	2:B:79:LYS:HB3	6	1.67
(1,37)	1:A:104:ARG:HB2	2:B:79:LYS:HD2	6	1.67
(1,37)	1:A:104:ARG:HB2	2:B:79:LYS:HD3	6	1.67
(1,37)	1:A:104:ARG:HB2	2:B:79:LYS:HE2	6	1.67
(1,37)	1:A:104:ARG:HB2	2:B:79:LYS:HE3	6	1.67
(1,37)	1:A:104:ARG:HB2	2:B:79:LYS:HG2	6	1.67
(1,37)	1:A:104:ARG:HB2	2:B:79:LYS:HG3	6	1.67
(1,37)	1:A:104:ARG:HB2	2:B:79:LYS:HZ1	6	1.67
(1,37)	1:A:104:ARG:HB2	2:B:79:LYS:HZ2	6	1.67

*Continued on next page...*

*Continued from previous page...*

Key	Atom-1	Atom-2	Model ID	Violation (Å)
(1,37)	1:A:104:ARG:HB2	2:B:79:LYS:HZ3	6	1.67
(1,37)	1:A:104:ARG:HB2	2:B:79:LYS:N	6	1.67
(1,37)	1:A:104:ARG:HB2	2:B:79:LYS:NZ	6	1.67
(1,37)	1:A:104:ARG:HB2	2:B:79:LYS:O	6	1.67
(1,37)	1:A:104:ARG:HB2	2:B:80:ILE:C	6	1.67
(1,37)	1:A:104:ARG:HB2	2:B:80:ILE:CA	6	1.67
(1,37)	1:A:104:ARG:HB2	2:B:80:ILE:CB	6	1.67
(1,37)	1:A:104:ARG:HB2	2:B:80:ILE:CD1	6	1.67
(1,37)	1:A:104:ARG:HB2	2:B:80:ILE:CG1	6	1.67
(1,37)	1:A:104:ARG:HB2	2:B:80:ILE:CG2	6	1.67
(1,37)	1:A:104:ARG:HB2	2:B:80:ILE:H	6	1.67
(1,37)	1:A:104:ARG:HB2	2:B:80:ILE:HA	6	1.67
(1,37)	1:A:104:ARG:HB2	2:B:80:ILE:HB	6	1.67
(1,37)	1:A:104:ARG:HB2	2:B:80:ILE:HD11	6	1.67
(1,37)	1:A:104:ARG:HB2	2:B:80:ILE:HD12	6	1.67
(1,37)	1:A:104:ARG:HB2	2:B:80:ILE:HD13	6	1.67
(1,37)	1:A:104:ARG:HB2	2:B:80:ILE:HG12	6	1.67
(1,37)	1:A:104:ARG:HB2	2:B:80:ILE:HG13	6	1.67
(1,37)	1:A:104:ARG:HB2	2:B:80:ILE:HG21	6	1.67
(1,37)	1:A:104:ARG:HB2	2:B:80:ILE:HG22	6	1.67
(1,37)	1:A:104:ARG:HB2	2:B:80:ILE:HG23	6	1.67
(1,37)	1:A:104:ARG:HB2	2:B:80:ILE:N	6	1.67
(1,37)	1:A:104:ARG:HB2	2:B:80:ILE:O	6	1.67
(1,37)	1:A:104:ARG:HB2	2:B:84:GLN:C	6	1.67
(1,37)	1:A:104:ARG:HB2	2:B:84:GLN:CA	6	1.67
(1,37)	1:A:104:ARG:HB2	2:B:84:GLN:CB	6	1.67
(1,37)	1:A:104:ARG:HB2	2:B:84:GLN:CD	6	1.67
(1,37)	1:A:104:ARG:HB2	2:B:84:GLN:CG	6	1.67
(1,37)	1:A:104:ARG:HB2	2:B:84:GLN:H	6	1.67
(1,37)	1:A:104:ARG:HB2	2:B:84:GLN:HA	6	1.67
(1,37)	1:A:104:ARG:HB2	2:B:84:GLN:HB2	6	1.67
(1,37)	1:A:104:ARG:HB2	2:B:84:GLN:HB3	6	1.67
(1,37)	1:A:104:ARG:HB2	2:B:84:GLN:HE21	6	1.67
(1,37)	1:A:104:ARG:HB2	2:B:84:GLN:HE22	6	1.67
(1,37)	1:A:104:ARG:HB2	2:B:84:GLN:HG2	6	1.67
(1,37)	1:A:104:ARG:HB2	2:B:84:GLN:HG3	6	1.67
(1,37)	1:A:104:ARG:HB2	2:B:84:GLN:N	6	1.67
(1,37)	1:A:104:ARG:HB2	2:B:84:GLN:NE2	6	1.67
(1,37)	1:A:104:ARG:HB2	2:B:84:GLN:O	6	1.67
(1,37)	1:A:104:ARG:HB2	2:B:84:GLN:OE1	6	1.67
(1,37)	1:A:104:ARG:HB2	2:B:97:THR:C	6	1.67
(1,37)	1:A:104:ARG:HB2	2:B:97:THR:CA	6	1.67

*Continued on next page...*

*Continued from previous page...*

Key	Atom-1	Atom-2	Model ID	Violation (Å)
(1,37)	1:A:104:ARG:HB2	2:B:97:THR:CB	6	1.67
(1,37)	1:A:104:ARG:HB2	2:B:97:THR:CG2	6	1.67
(1,37)	1:A:104:ARG:HB2	2:B:97:THR:H	6	1.67
(1,37)	1:A:104:ARG:HB2	2:B:97:THR:HA	6	1.67
(1,37)	1:A:104:ARG:HB2	2:B:97:THR:HB	6	1.67
(1,37)	1:A:104:ARG:HB2	2:B:97:THR:HG1	6	1.67
(1,37)	1:A:104:ARG:HB2	2:B:97:THR:HG21	6	1.67
(1,37)	1:A:104:ARG:HB2	2:B:97:THR:HG22	6	1.67
(1,37)	1:A:104:ARG:HB2	2:B:97:THR:HG23	6	1.67
(1,37)	1:A:104:ARG:HB2	2:B:97:THR:N	6	1.67
(1,37)	1:A:104:ARG:HB2	2:B:97:THR:O	6	1.67
(1,37)	1:A:104:ARG:HB2	2:B:97:THR:OG1	6	1.67
(1,37)	1:A:104:ARG:HB2	2:B:99:HIS:C	6	1.67
(1,37)	1:A:104:ARG:HB2	2:B:99:HIS:CA	6	1.67
(1,37)	1:A:104:ARG:HB2	2:B:99:HIS:CB	6	1.67
(1,37)	1:A:104:ARG:HB2	2:B:99:HIS:CD2	6	1.67
(1,37)	1:A:104:ARG:HB2	2:B:99:HIS:CE1	6	1.67
(1,37)	1:A:104:ARG:HB2	2:B:99:HIS:CG	6	1.67
(1,37)	1:A:104:ARG:HB2	2:B:99:HIS:H	6	1.67
(1,37)	1:A:104:ARG:HB2	2:B:99:HIS:HA	6	1.67
(1,37)	1:A:104:ARG:HB2	2:B:99:HIS:HB2	6	1.67
(1,37)	1:A:104:ARG:HB2	2:B:99:HIS:HB3	6	1.67
(1,37)	1:A:104:ARG:HB2	2:B:99:HIS:HD1	6	1.67
(1,37)	1:A:104:ARG:HB2	2:B:99:HIS:HD2	6	1.67
(1,37)	1:A:104:ARG:HB2	2:B:99:HIS:HE1	6	1.67
(1,37)	1:A:104:ARG:HB2	2:B:99:HIS:HE2	6	1.67
(1,37)	1:A:104:ARG:HB2	2:B:99:HIS:N	6	1.67
(1,37)	1:A:104:ARG:HB2	2:B:99:HIS:ND1	6	1.67
(1,37)	1:A:104:ARG:HB2	2:B:99:HIS:NE2	6	1.67
(1,37)	1:A:104:ARG:HB2	2:B:99:HIS:O	6	1.67
(1,37)	1:A:104:ARG:HB2	2:B:101:VAL:C	6	1.67
(1,37)	1:A:104:ARG:HB2	2:B:101:VAL:CA	6	1.67
(1,37)	1:A:104:ARG:HB2	2:B:101:VAL:CB	6	1.67
(1,37)	1:A:104:ARG:HB2	2:B:101:VAL:CG1	6	1.67
(1,37)	1:A:104:ARG:HB2	2:B:101:VAL:CG2	6	1.67
(1,37)	1:A:104:ARG:HB2	2:B:101:VAL:H	6	1.67
(1,37)	1:A:104:ARG:HB2	2:B:101:VAL:HA	6	1.67
(1,37)	1:A:104:ARG:HB2	2:B:101:VAL:HB	6	1.67
(1,37)	1:A:104:ARG:HB2	2:B:101:VAL:HG11	6	1.67
(1,37)	1:A:104:ARG:HB2	2:B:101:VAL:HG12	6	1.67
(1,37)	1:A:104:ARG:HB2	2:B:101:VAL:HG13	6	1.67
(1,37)	1:A:104:ARG:HB2	2:B:101:VAL:HG21	6	1.67

*Continued on next page...*



*Continued from previous page...*

Key	Atom-1	Atom-2	Model ID	Violation (Å)
(1,37)	1:A:104:ARG:HB2	2:B:101:VAL:HG22	6	1.67
(1,37)	1:A:104:ARG:HB2	2:B:101:VAL:HG23	6	1.67
(1,37)	1:A:104:ARG:HB2	2:B:101:VAL:N	6	1.67
(1,37)	1:A:104:ARG:HB2	2:B:101:VAL:O	6	1.67
(1,37)	1:A:104:ARG:HB3	2:B:75:ILE:C	6	1.67
(1,37)	1:A:104:ARG:HB3	2:B:75:ILE:CA	6	1.67
(1,37)	1:A:104:ARG:HB3	2:B:75:ILE:CB	6	1.67
(1,37)	1:A:104:ARG:HB3	2:B:75:ILE:CD1	6	1.67
(1,37)	1:A:104:ARG:HB3	2:B:75:ILE:CG1	6	1.67
(1,37)	1:A:104:ARG:HB3	2:B:75:ILE:CG2	6	1.67
(1,37)	1:A:104:ARG:HB3	2:B:75:ILE:H	6	1.67
(1,37)	1:A:104:ARG:HB3	2:B:75:ILE:HA	6	1.67
(1,37)	1:A:104:ARG:HB3	2:B:75:ILE:HB	6	1.67
(1,37)	1:A:104:ARG:HB3	2:B:75:ILE:HD11	6	1.67
(1,37)	1:A:104:ARG:HB3	2:B:75:ILE:HD12	6	1.67
(1,37)	1:A:104:ARG:HB3	2:B:75:ILE:HD13	6	1.67
(1,37)	1:A:104:ARG:HB3	2:B:75:ILE:HG12	6	1.67
(1,37)	1:A:104:ARG:HB3	2:B:75:ILE:HG13	6	1.67
(1,37)	1:A:104:ARG:HB3	2:B:75:ILE:HG21	6	1.67
(1,37)	1:A:104:ARG:HB3	2:B:75:ILE:HG22	6	1.67
(1,37)	1:A:104:ARG:HB3	2:B:75:ILE:HG23	6	1.67
(1,37)	1:A:104:ARG:HB3	2:B:75:ILE:N	6	1.67
(1,37)	1:A:104:ARG:HB3	2:B:75:ILE:O	6	1.67
(1,37)	1:A:104:ARG:HB3	2:B:77:ALA:C	6	1.67
(1,37)	1:A:104:ARG:HB3	2:B:77:ALA:CA	6	1.67
(1,37)	1:A:104:ARG:HB3	2:B:77:ALA:CB	6	1.67
(1,37)	1:A:104:ARG:HB3	2:B:77:ALA:H	6	1.67
(1,37)	1:A:104:ARG:HB3	2:B:77:ALA:HA	6	1.67
(1,37)	1:A:104:ARG:HB3	2:B:77:ALA:HB1	6	1.67
(1,37)	1:A:104:ARG:HB3	2:B:77:ALA:HB2	6	1.67
(1,37)	1:A:104:ARG:HB3	2:B:77:ALA:HB3	6	1.67
(1,37)	1:A:104:ARG:HB3	2:B:77:ALA:N	6	1.67
(1,37)	1:A:104:ARG:HB3	2:B:77:ALA:O	6	1.67
(1,37)	1:A:104:ARG:HB3	2:B:78:GLY:C	6	1.67
(1,37)	1:A:104:ARG:HB3	2:B:78:GLY:CA	6	1.67
(1,37)	1:A:104:ARG:HB3	2:B:78:GLY:H	6	1.67
(1,37)	1:A:104:ARG:HB3	2:B:78:GLY:HA2	6	1.67
(1,37)	1:A:104:ARG:HB3	2:B:78:GLY:HA3	6	1.67
(1,37)	1:A:104:ARG:HB3	2:B:78:GLY:N	6	1.67
(1,37)	1:A:104:ARG:HB3	2:B:78:GLY:O	6	1.67
(1,37)	1:A:104:ARG:HB3	2:B:79:LYS:C	6	1.67
(1,37)	1:A:104:ARG:HB3	2:B:79:LYS:CA	6	1.67

*Continued on next page...*

*Continued from previous page...*

Key	Atom-1	Atom-2	Model ID	Violation (Å)
(1,37)	1:A:104:ARG:HB3	2:B:79:LYS:CB	6	1.67
(1,37)	1:A:104:ARG:HB3	2:B:79:LYS:CD	6	1.67
(1,37)	1:A:104:ARG:HB3	2:B:79:LYS:CE	6	1.67
(1,37)	1:A:104:ARG:HB3	2:B:79:LYS:CG	6	1.67
(1,37)	1:A:104:ARG:HB3	2:B:79:LYS:H	6	1.67
(1,37)	1:A:104:ARG:HB3	2:B:79:LYS:HA	6	1.67
(1,37)	1:A:104:ARG:HB3	2:B:79:LYS:HB2	6	1.67
(1,37)	1:A:104:ARG:HB3	2:B:79:LYS:HB3	6	1.67
(1,37)	1:A:104:ARG:HB3	2:B:79:LYS:HD2	6	1.67
(1,37)	1:A:104:ARG:HB3	2:B:79:LYS:HD3	6	1.67
(1,37)	1:A:104:ARG:HB3	2:B:79:LYS:HE2	6	1.67
(1,37)	1:A:104:ARG:HB3	2:B:79:LYS:HE3	6	1.67
(1,37)	1:A:104:ARG:HB3	2:B:79:LYS:HG2	6	1.67
(1,37)	1:A:104:ARG:HB3	2:B:79:LYS:HG3	6	1.67
(1,37)	1:A:104:ARG:HB3	2:B:79:LYS:HZ1	6	1.67
(1,37)	1:A:104:ARG:HB3	2:B:79:LYS:HZ2	6	1.67
(1,37)	1:A:104:ARG:HB3	2:B:79:LYS:HZ3	6	1.67
(1,37)	1:A:104:ARG:HB3	2:B:79:LYS:N	6	1.67
(1,37)	1:A:104:ARG:HB3	2:B:79:LYS:NZ	6	1.67
(1,37)	1:A:104:ARG:HB3	2:B:79:LYS:O	6	1.67
(1,37)	1:A:104:ARG:HB3	2:B:80:ILE:C	6	1.67
(1,37)	1:A:104:ARG:HB3	2:B:80:ILE:CA	6	1.67
(1,37)	1:A:104:ARG:HB3	2:B:80:ILE:CB	6	1.67
(1,37)	1:A:104:ARG:HB3	2:B:80:ILE:CD1	6	1.67
(1,37)	1:A:104:ARG:HB3	2:B:80:ILE:CG1	6	1.67
(1,37)	1:A:104:ARG:HB3	2:B:80:ILE:CG2	6	1.67
(1,37)	1:A:104:ARG:HB3	2:B:80:ILE:H	6	1.67
(1,37)	1:A:104:ARG:HB3	2:B:80:ILE:HA	6	1.67
(1,37)	1:A:104:ARG:HB3	2:B:80:ILE:HB	6	1.67
(1,37)	1:A:104:ARG:HB3	2:B:80:ILE:HD11	6	1.67
(1,37)	1:A:104:ARG:HB3	2:B:80:ILE:HD12	6	1.67
(1,37)	1:A:104:ARG:HB3	2:B:80:ILE:HD13	6	1.67
(1,37)	1:A:104:ARG:HB3	2:B:80:ILE:HG12	6	1.67
(1,37)	1:A:104:ARG:HB3	2:B:80:ILE:HG13	6	1.67
(1,37)	1:A:104:ARG:HB3	2:B:80:ILE:HG21	6	1.67
(1,37)	1:A:104:ARG:HB3	2:B:80:ILE:HG22	6	1.67
(1,37)	1:A:104:ARG:HB3	2:B:80:ILE:HG23	6	1.67
(1,37)	1:A:104:ARG:HB3	2:B:80:ILE:N	6	1.67
(1,37)	1:A:104:ARG:HB3	2:B:80:ILE:O	6	1.67
(1,37)	1:A:104:ARG:HB3	2:B:84:GLN:C	6	1.67
(1,37)	1:A:104:ARG:HB3	2:B:84:GLN:CA	6	1.67
(1,37)	1:A:104:ARG:HB3	2:B:84:GLN:CB	6	1.67

*Continued on next page...*

*Continued from previous page...*

Key	Atom-1	Atom-2	Model ID	Violation (Å)
(1,37)	1:A:104:ARG:HB3	2:B:84:GLN:CD	6	1.67
(1,37)	1:A:104:ARG:HB3	2:B:84:GLN:CG	6	1.67
(1,37)	1:A:104:ARG:HB3	2:B:84:GLN:H	6	1.67
(1,37)	1:A:104:ARG:HB3	2:B:84:GLN:HA	6	1.67
(1,37)	1:A:104:ARG:HB3	2:B:84:GLN:HB2	6	1.67
(1,37)	1:A:104:ARG:HB3	2:B:84:GLN:HB3	6	1.67
(1,37)	1:A:104:ARG:HB3	2:B:84:GLN:HE21	6	1.67
(1,37)	1:A:104:ARG:HB3	2:B:84:GLN:HE22	6	1.67
(1,37)	1:A:104:ARG:HB3	2:B:84:GLN:HG2	6	1.67
(1,37)	1:A:104:ARG:HB3	2:B:84:GLN:HG3	6	1.67
(1,37)	1:A:104:ARG:HB3	2:B:84:GLN:N	6	1.67
(1,37)	1:A:104:ARG:HB3	2:B:84:GLN:NE2	6	1.67
(1,37)	1:A:104:ARG:HB3	2:B:84:GLN:O	6	1.67
(1,37)	1:A:104:ARG:HB3	2:B:84:GLN:OE1	6	1.67
(1,37)	1:A:104:ARG:HB3	2:B:97:THR:C	6	1.67
(1,37)	1:A:104:ARG:HB3	2:B:97:THR:CA	6	1.67
(1,37)	1:A:104:ARG:HB3	2:B:97:THR:CB	6	1.67
(1,37)	1:A:104:ARG:HB3	2:B:97:THR:CG2	6	1.67
(1,37)	1:A:104:ARG:HB3	2:B:97:THR:H	6	1.67
(1,37)	1:A:104:ARG:HB3	2:B:97:THR:HA	6	1.67
(1,37)	1:A:104:ARG:HB3	2:B:97:THR:HB	6	1.67
(1,37)	1:A:104:ARG:HB3	2:B:97:THR:HG1	6	1.67
(1,37)	1:A:104:ARG:HB3	2:B:97:THR:HG21	6	1.67
(1,37)	1:A:104:ARG:HB3	2:B:97:THR:HG22	6	1.67
(1,37)	1:A:104:ARG:HB3	2:B:97:THR:HG23	6	1.67
(1,37)	1:A:104:ARG:HB3	2:B:97:THR:N	6	1.67
(1,37)	1:A:104:ARG:HB3	2:B:97:THR:O	6	1.67
(1,37)	1:A:104:ARG:HB3	2:B:97:THR:OG1	6	1.67
(1,37)	1:A:104:ARG:HB3	2:B:99:HIS:C	6	1.67
(1,37)	1:A:104:ARG:HB3	2:B:99:HIS:CA	6	1.67
(1,37)	1:A:104:ARG:HB3	2:B:99:HIS:CB	6	1.67
(1,37)	1:A:104:ARG:HB3	2:B:99:HIS:CD2	6	1.67
(1,37)	1:A:104:ARG:HB3	2:B:99:HIS:CE1	6	1.67
(1,37)	1:A:104:ARG:HB3	2:B:99:HIS:CG	6	1.67
(1,37)	1:A:104:ARG:HB3	2:B:99:HIS:H	6	1.67
(1,37)	1:A:104:ARG:HB3	2:B:99:HIS:HA	6	1.67
(1,37)	1:A:104:ARG:HB3	2:B:99:HIS:HB2	6	1.67
(1,37)	1:A:104:ARG:HB3	2:B:99:HIS:HB3	6	1.67
(1,37)	1:A:104:ARG:HB3	2:B:99:HIS:HD1	6	1.67
(1,37)	1:A:104:ARG:HB3	2:B:99:HIS:HD2	6	1.67
(1,37)	1:A:104:ARG:HB3	2:B:99:HIS:HE1	6	1.67
(1,37)	1:A:104:ARG:HB3	2:B:99:HIS:HE2	6	1.67

*Continued on next page...*

*Continued from previous page...*

Key	Atom-1	Atom-2	Model ID	Violation (Å)
(1,37)	1:A:104:ARG:HB3	2:B:99:HIS:N	6	1.67
(1,37)	1:A:104:ARG:HB3	2:B:99:HIS:ND1	6	1.67
(1,37)	1:A:104:ARG:HB3	2:B:99:HIS:NE2	6	1.67
(1,37)	1:A:104:ARG:HB3	2:B:99:HIS:O	6	1.67
(1,37)	1:A:104:ARG:HB3	2:B:101:VAL:C	6	1.67
(1,37)	1:A:104:ARG:HB3	2:B:101:VAL:CA	6	1.67
(1,37)	1:A:104:ARG:HB3	2:B:101:VAL:CB	6	1.67
(1,37)	1:A:104:ARG:HB3	2:B:101:VAL:CG1	6	1.67
(1,37)	1:A:104:ARG:HB3	2:B:101:VAL:CG2	6	1.67
(1,37)	1:A:104:ARG:HB3	2:B:101:VAL:H	6	1.67
(1,37)	1:A:104:ARG:HB3	2:B:101:VAL:HA	6	1.67
(1,37)	1:A:104:ARG:HB3	2:B:101:VAL:HB	6	1.67
(1,37)	1:A:104:ARG:HB3	2:B:101:VAL:HG11	6	1.67
(1,37)	1:A:104:ARG:HB3	2:B:101:VAL:HG12	6	1.67
(1,37)	1:A:104:ARG:HB3	2:B:101:VAL:HG13	6	1.67
(1,37)	1:A:104:ARG:HB3	2:B:101:VAL:HG21	6	1.67
(1,37)	1:A:104:ARG:HB3	2:B:101:VAL:HG22	6	1.67
(1,37)	1:A:104:ARG:HB3	2:B:101:VAL:HG23	6	1.67
(1,37)	1:A:104:ARG:HB3	2:B:101:VAL:N	6	1.67
(1,37)	1:A:104:ARG:HB3	2:B:101:VAL:O	6	1.67
(1,37)	1:A:104:ARG:HD2	2:B:75:ILE:C	6	1.67
(1,37)	1:A:104:ARG:HD2	2:B:75:ILE:CA	6	1.67
(1,37)	1:A:104:ARG:HD2	2:B:75:ILE:CB	6	1.67
(1,37)	1:A:104:ARG:HD2	2:B:75:ILE:CD1	6	1.67
(1,37)	1:A:104:ARG:HD2	2:B:75:ILE:CG1	6	1.67
(1,37)	1:A:104:ARG:HD2	2:B:75:ILE:CG2	6	1.67
(1,37)	1:A:104:ARG:HD2	2:B:75:ILE:H	6	1.67
(1,37)	1:A:104:ARG:HD2	2:B:75:ILE:HA	6	1.67
(1,37)	1:A:104:ARG:HD2	2:B:75:ILE:HB	6	1.67
(1,37)	1:A:104:ARG:HD2	2:B:75:ILE:HD11	6	1.67
(1,37)	1:A:104:ARG:HD2	2:B:75:ILE:HD12	6	1.67
(1,37)	1:A:104:ARG:HD2	2:B:75:ILE:HD13	6	1.67
(1,37)	1:A:104:ARG:HD2	2:B:75:ILE:HG12	6	1.67
(1,37)	1:A:104:ARG:HD2	2:B:75:ILE:HG13	6	1.67
(1,37)	1:A:104:ARG:HD2	2:B:75:ILE:HG21	6	1.67
(1,37)	1:A:104:ARG:HD2	2:B:75:ILE:HG22	6	1.67
(1,37)	1:A:104:ARG:HD2	2:B:75:ILE:HG23	6	1.67
(1,37)	1:A:104:ARG:HD2	2:B:75:ILE:N	6	1.67
(1,37)	1:A:104:ARG:HD2	2:B:75:ILE:O	6	1.67
(1,37)	1:A:104:ARG:HD2	2:B:77:ALA:C	6	1.67
(1,37)	1:A:104:ARG:HD2	2:B:77:ALA:CA	6	1.67
(1,37)	1:A:104:ARG:HD2	2:B:77:ALA:CB	6	1.67

*Continued on next page...*

*Continued from previous page...*

Key	Atom-1	Atom-2	Model ID	Violation (Å)
(1,37)	1:A:104:ARG:HD2	2:B:77:ALA:H	6	1.67
(1,37)	1:A:104:ARG:HD2	2:B:77:ALA:HA	6	1.67
(1,37)	1:A:104:ARG:HD2	2:B:77:ALA:HB1	6	1.67
(1,37)	1:A:104:ARG:HD2	2:B:77:ALA:HB2	6	1.67
(1,37)	1:A:104:ARG:HD2	2:B:77:ALA:HB3	6	1.67
(1,37)	1:A:104:ARG:HD2	2:B:77:ALA:N	6	1.67
(1,37)	1:A:104:ARG:HD2	2:B:77:ALA:O	6	1.67
(1,37)	1:A:104:ARG:HD2	2:B:78:GLY:C	6	1.67
(1,37)	1:A:104:ARG:HD2	2:B:78:GLY:CA	6	1.67
(1,37)	1:A:104:ARG:HD2	2:B:78:GLY:H	6	1.67
(1,37)	1:A:104:ARG:HD2	2:B:78:GLY:HA2	6	1.67
(1,37)	1:A:104:ARG:HD2	2:B:78:GLY:HA3	6	1.67
(1,37)	1:A:104:ARG:HD2	2:B:78:GLY:N	6	1.67
(1,37)	1:A:104:ARG:HD2	2:B:78:GLY:O	6	1.67
(1,37)	1:A:104:ARG:HD2	2:B:79:LYS:C	6	1.67
(1,37)	1:A:104:ARG:HD2	2:B:79:LYS:CA	6	1.67
(1,37)	1:A:104:ARG:HD2	2:B:79:LYS:CB	6	1.67
(1,37)	1:A:104:ARG:HD2	2:B:79:LYS:CD	6	1.67
(1,37)	1:A:104:ARG:HD2	2:B:79:LYS:CE	6	1.67
(1,37)	1:A:104:ARG:HD2	2:B:79:LYS:CG	6	1.67
(1,37)	1:A:104:ARG:HD2	2:B:79:LYS:H	6	1.67
(1,37)	1:A:104:ARG:HD2	2:B:79:LYS:HA	6	1.67
(1,37)	1:A:104:ARG:HD2	2:B:79:LYS:HB2	6	1.67
(1,37)	1:A:104:ARG:HD2	2:B:79:LYS:HB3	6	1.67
(1,37)	1:A:104:ARG:HD2	2:B:79:LYS:HD2	6	1.67
(1,37)	1:A:104:ARG:HD2	2:B:79:LYS:HD3	6	1.67
(1,37)	1:A:104:ARG:HD2	2:B:79:LYS:HE2	6	1.67
(1,37)	1:A:104:ARG:HD2	2:B:79:LYS:HE3	6	1.67
(1,37)	1:A:104:ARG:HD2	2:B:79:LYS:HG2	6	1.67
(1,37)	1:A:104:ARG:HD2	2:B:79:LYS:HG3	6	1.67
(1,37)	1:A:104:ARG:HD2	2:B:79:LYS:HZ1	6	1.67
(1,37)	1:A:104:ARG:HD2	2:B:79:LYS:HZ2	6	1.67
(1,37)	1:A:104:ARG:HD2	2:B:79:LYS:HZ3	6	1.67
(1,37)	1:A:104:ARG:HD2	2:B:79:LYS:N	6	1.67
(1,37)	1:A:104:ARG:HD2	2:B:79:LYS:NZ	6	1.67
(1,37)	1:A:104:ARG:HD2	2:B:79:LYS:O	6	1.67
(1,37)	1:A:104:ARG:HD2	2:B:80:ILE:C	6	1.67
(1,37)	1:A:104:ARG:HD2	2:B:80:ILE:CA	6	1.67
(1,37)	1:A:104:ARG:HD2	2:B:80:ILE:CB	6	1.67
(1,37)	1:A:104:ARG:HD2	2:B:80:ILE:CD1	6	1.67
(1,37)	1:A:104:ARG:HD2	2:B:80:ILE:CG1	6	1.67
(1,37)	1:A:104:ARG:HD2	2:B:80:ILE:CG2	6	1.67

*Continued on next page...*

*Continued from previous page...*

Key	Atom-1	Atom-2	Model ID	Violation (Å)
(1,37)	1:A:104:ARG:HD2	2:B:80:ILE:H	6	1.67
(1,37)	1:A:104:ARG:HD2	2:B:80:ILE:HA	6	1.67
(1,37)	1:A:104:ARG:HD2	2:B:80:ILE:HB	6	1.67
(1,37)	1:A:104:ARG:HD2	2:B:80:ILE:HD11	6	1.67
(1,37)	1:A:104:ARG:HD2	2:B:80:ILE:HD12	6	1.67
(1,37)	1:A:104:ARG:HD2	2:B:80:ILE:HD13	6	1.67
(1,37)	1:A:104:ARG:HD2	2:B:80:ILE:HG12	6	1.67
(1,37)	1:A:104:ARG:HD2	2:B:80:ILE:HG13	6	1.67
(1,37)	1:A:104:ARG:HD2	2:B:80:ILE:HG21	6	1.67
(1,37)	1:A:104:ARG:HD2	2:B:80:ILE:HG22	6	1.67
(1,37)	1:A:104:ARG:HD2	2:B:80:ILE:HG23	6	1.67
(1,37)	1:A:104:ARG:HD2	2:B:80:ILE:N	6	1.67
(1,37)	1:A:104:ARG:HD2	2:B:80:ILE:O	6	1.67
(1,37)	1:A:104:ARG:HD2	2:B:84:GLN:C	6	1.67
(1,37)	1:A:104:ARG:HD2	2:B:84:GLN:CA	6	1.67
(1,37)	1:A:104:ARG:HD2	2:B:84:GLN:CB	6	1.67
(1,37)	1:A:104:ARG:HD2	2:B:84:GLN:CD	6	1.67
(1,37)	1:A:104:ARG:HD2	2:B:84:GLN:CG	6	1.67
(1,37)	1:A:104:ARG:HD2	2:B:84:GLN:H	6	1.67
(1,37)	1:A:104:ARG:HD2	2:B:84:GLN:HA	6	1.67
(1,37)	1:A:104:ARG:HD2	2:B:84:GLN:HB2	6	1.67
(1,37)	1:A:104:ARG:HD2	2:B:84:GLN:HB3	6	1.67
(1,37)	1:A:104:ARG:HD2	2:B:84:GLN:HE21	6	1.67
(1,37)	1:A:104:ARG:HD2	2:B:84:GLN:HE22	6	1.67
(1,37)	1:A:104:ARG:HD2	2:B:84:GLN:HG2	6	1.67
(1,37)	1:A:104:ARG:HD2	2:B:84:GLN:HG3	6	1.67
(1,37)	1:A:104:ARG:HD2	2:B:84:GLN:N	6	1.67
(1,37)	1:A:104:ARG:HD2	2:B:84:GLN:NE2	6	1.67
(1,37)	1:A:104:ARG:HD2	2:B:84:GLN:O	6	1.67
(1,37)	1:A:104:ARG:HD2	2:B:84:GLN:OE1	6	1.67
(1,37)	1:A:104:ARG:HD2	2:B:97:THR:C	6	1.67
(1,37)	1:A:104:ARG:HD2	2:B:97:THR:CA	6	1.67
(1,37)	1:A:104:ARG:HD2	2:B:97:THR:CB	6	1.67
(1,37)	1:A:104:ARG:HD2	2:B:97:THR:CG2	6	1.67
(1,37)	1:A:104:ARG:HD2	2:B:97:THR:H	6	1.67
(1,37)	1:A:104:ARG:HD2	2:B:97:THR:HA	6	1.67
(1,37)	1:A:104:ARG:HD2	2:B:97:THR:HB	6	1.67
(1,37)	1:A:104:ARG:HD2	2:B:97:THR:HG1	6	1.67
(1,37)	1:A:104:ARG:HD2	2:B:97:THR:HG21	6	1.67
(1,37)	1:A:104:ARG:HD2	2:B:97:THR:HG22	6	1.67
(1,37)	1:A:104:ARG:HD2	2:B:97:THR:HG23	6	1.67
(1,37)	1:A:104:ARG:HD2	2:B:97:THR:N	6	1.67

*Continued on next page...*

*Continued from previous page...*

Key	Atom-1	Atom-2	Model ID	Violation (Å)
(1,37)	1:A:104:ARG:HD2	2:B:97:THR:O	6	1.67
(1,37)	1:A:104:ARG:HD2	2:B:97:THR:OG1	6	1.67
(1,37)	1:A:104:ARG:HD2	2:B:99:HIS:C	6	1.67
(1,37)	1:A:104:ARG:HD2	2:B:99:HIS:CA	6	1.67
(1,37)	1:A:104:ARG:HD2	2:B:99:HIS:CB	6	1.67
(1,37)	1:A:104:ARG:HD2	2:B:99:HIS:CD2	6	1.67
(1,37)	1:A:104:ARG:HD2	2:B:99:HIS:CE1	6	1.67
(1,37)	1:A:104:ARG:HD2	2:B:99:HIS:CG	6	1.67
(1,37)	1:A:104:ARG:HD2	2:B:99:HIS:H	6	1.67
(1,37)	1:A:104:ARG:HD2	2:B:99:HIS:HA	6	1.67
(1,37)	1:A:104:ARG:HD2	2:B:99:HIS:HB2	6	1.67
(1,37)	1:A:104:ARG:HD2	2:B:99:HIS:HB3	6	1.67
(1,37)	1:A:104:ARG:HD2	2:B:99:HIS:HD1	6	1.67
(1,37)	1:A:104:ARG:HD2	2:B:99:HIS:HD2	6	1.67
(1,37)	1:A:104:ARG:HD2	2:B:99:HIS:HE1	6	1.67
(1,37)	1:A:104:ARG:HD2	2:B:99:HIS:HE2	6	1.67
(1,37)	1:A:104:ARG:HD2	2:B:99:HIS:N	6	1.67
(1,37)	1:A:104:ARG:HD2	2:B:99:HIS:ND1	6	1.67
(1,37)	1:A:104:ARG:HD2	2:B:99:HIS:NE2	6	1.67
(1,37)	1:A:104:ARG:HD2	2:B:99:HIS:O	6	1.67
(1,37)	1:A:104:ARG:HD2	2:B:101:VAL:C	6	1.67
(1,37)	1:A:104:ARG:HD2	2:B:101:VAL:CA	6	1.67
(1,37)	1:A:104:ARG:HD2	2:B:101:VAL:CB	6	1.67
(1,37)	1:A:104:ARG:HD2	2:B:101:VAL:CG1	6	1.67
(1,37)	1:A:104:ARG:HD2	2:B:101:VAL:CG2	6	1.67
(1,37)	1:A:104:ARG:HD2	2:B:101:VAL:H	6	1.67
(1,37)	1:A:104:ARG:HD2	2:B:101:VAL:HA	6	1.67
(1,37)	1:A:104:ARG:HD2	2:B:101:VAL:HB	6	1.67
(1,37)	1:A:104:ARG:HD2	2:B:101:VAL:HG11	6	1.67
(1,37)	1:A:104:ARG:HD2	2:B:101:VAL:HG12	6	1.67
(1,37)	1:A:104:ARG:HD2	2:B:101:VAL:HG13	6	1.67
(1,37)	1:A:104:ARG:HD2	2:B:101:VAL:HG21	6	1.67
(1,37)	1:A:104:ARG:HD2	2:B:101:VAL:HG22	6	1.67
(1,37)	1:A:104:ARG:HD2	2:B:101:VAL:HG23	6	1.67
(1,37)	1:A:104:ARG:HD2	2:B:101:VAL:N	6	1.67
(1,37)	1:A:104:ARG:HD2	2:B:101:VAL:O	6	1.67
(1,37)	1:A:104:ARG:HD3	2:B:75:ILE:C	6	1.67
(1,37)	1:A:104:ARG:HD3	2:B:75:ILE:CA	6	1.67
(1,37)	1:A:104:ARG:HD3	2:B:75:ILE:CB	6	1.67
(1,37)	1:A:104:ARG:HD3	2:B:75:ILE:CD1	6	1.67
(1,37)	1:A:104:ARG:HD3	2:B:75:ILE:CG1	6	1.67
(1,37)	1:A:104:ARG:HD3	2:B:75:ILE:CG2	6	1.67

*Continued on next page...*

*Continued from previous page...*

Key	Atom-1	Atom-2	Model ID	Violation (Å)
(1,37)	1:A:104:ARG:HD3	2:B:75:ILE:H	6	1.67
(1,37)	1:A:104:ARG:HD3	2:B:75:ILE:HA	6	1.67
(1,37)	1:A:104:ARG:HD3	2:B:75:ILE:HB	6	1.67
(1,37)	1:A:104:ARG:HD3	2:B:75:ILE:HD11	6	1.67
(1,37)	1:A:104:ARG:HD3	2:B:75:ILE:HD12	6	1.67
(1,37)	1:A:104:ARG:HD3	2:B:75:ILE:HD13	6	1.67
(1,37)	1:A:104:ARG:HD3	2:B:75:ILE:HG12	6	1.67
(1,37)	1:A:104:ARG:HD3	2:B:75:ILE:HG13	6	1.67
(1,37)	1:A:104:ARG:HD3	2:B:75:ILE:HG21	6	1.67
(1,37)	1:A:104:ARG:HD3	2:B:75:ILE:HG22	6	1.67
(1,37)	1:A:104:ARG:HD3	2:B:75:ILE:HG23	6	1.67
(1,37)	1:A:104:ARG:HD3	2:B:75:ILE:N	6	1.67
(1,37)	1:A:104:ARG:HD3	2:B:75:ILE:O	6	1.67
(1,37)	1:A:104:ARG:HD3	2:B:77:ALA:C	6	1.67
(1,37)	1:A:104:ARG:HD3	2:B:77:ALA:CA	6	1.67
(1,37)	1:A:104:ARG:HD3	2:B:77:ALA:CB	6	1.67
(1,37)	1:A:104:ARG:HD3	2:B:77:ALA:H	6	1.67
(1,37)	1:A:104:ARG:HD3	2:B:77:ALA:HA	6	1.67
(1,37)	1:A:104:ARG:HD3	2:B:77:ALA:HB1	6	1.67
(1,37)	1:A:104:ARG:HD3	2:B:77:ALA:HB2	6	1.67
(1,37)	1:A:104:ARG:HD3	2:B:77:ALA:HB3	6	1.67
(1,37)	1:A:104:ARG:HD3	2:B:77:ALA:N	6	1.67
(1,37)	1:A:104:ARG:HD3	2:B:77:ALA:O	6	1.67
(1,37)	1:A:104:ARG:HD3	2:B:78:GLY:C	6	1.67
(1,37)	1:A:104:ARG:HD3	2:B:78:GLY:CA	6	1.67
(1,37)	1:A:104:ARG:HD3	2:B:78:GLY:H	6	1.67
(1,37)	1:A:104:ARG:HD3	2:B:78:GLY:HA2	6	1.67
(1,37)	1:A:104:ARG:HD3	2:B:78:GLY:HA3	6	1.67
(1,37)	1:A:104:ARG:HD3	2:B:78:GLY:N	6	1.67
(1,37)	1:A:104:ARG:HD3	2:B:78:GLY:O	6	1.67
(1,37)	1:A:104:ARG:HD3	2:B:79:LYS:C	6	1.67
(1,37)	1:A:104:ARG:HD3	2:B:79:LYS:CA	6	1.67
(1,37)	1:A:104:ARG:HD3	2:B:79:LYS:CB	6	1.67
(1,37)	1:A:104:ARG:HD3	2:B:79:LYS:CD	6	1.67
(1,37)	1:A:104:ARG:HD3	2:B:79:LYS:CE	6	1.67
(1,37)	1:A:104:ARG:HD3	2:B:79:LYS:CG	6	1.67
(1,37)	1:A:104:ARG:HD3	2:B:79:LYS:H	6	1.67
(1,37)	1:A:104:ARG:HD3	2:B:79:LYS:HA	6	1.67
(1,37)	1:A:104:ARG:HD3	2:B:79:LYS:HB2	6	1.67
(1,37)	1:A:104:ARG:HD3	2:B:79:LYS:HB3	6	1.67
(1,37)	1:A:104:ARG:HD3	2:B:79:LYS:HD2	6	1.67
(1,37)	1:A:104:ARG:HD3	2:B:79:LYS:HD3	6	1.67

*Continued on next page...*



*Continued from previous page...*

Key	Atom-1	Atom-2	Model ID	Violation (Å)
(1,37)	1:A:104:ARG:HD3	2:B:79:LYS:HE2	6	1.67
(1,37)	1:A:104:ARG:HD3	2:B:79:LYS:HE3	6	1.67
(1,37)	1:A:104:ARG:HD3	2:B:79:LYS:HG2	6	1.67
(1,37)	1:A:104:ARG:HD3	2:B:79:LYS:HG3	6	1.67
(1,37)	1:A:104:ARG:HD3	2:B:79:LYS:HZ1	6	1.67
(1,37)	1:A:104:ARG:HD3	2:B:79:LYS:HZ2	6	1.67
(1,37)	1:A:104:ARG:HD3	2:B:79:LYS:HZ3	6	1.67
(1,37)	1:A:104:ARG:HD3	2:B:79:LYS:N	6	1.67
(1,37)	1:A:104:ARG:HD3	2:B:79:LYS:NZ	6	1.67
(1,37)	1:A:104:ARG:HD3	2:B:79:LYS:O	6	1.67
(1,37)	1:A:104:ARG:HD3	2:B:80:ILE:C	6	1.67
(1,37)	1:A:104:ARG:HD3	2:B:80:ILE:CA	6	1.67
(1,37)	1:A:104:ARG:HD3	2:B:80:ILE:CB	6	1.67
(1,37)	1:A:104:ARG:HD3	2:B:80:ILE:CD1	6	1.67
(1,37)	1:A:104:ARG:HD3	2:B:80:ILE:CG1	6	1.67
(1,37)	1:A:104:ARG:HD3	2:B:80:ILE:CG2	6	1.67
(1,37)	1:A:104:ARG:HD3	2:B:80:ILE:H	6	1.67
(1,37)	1:A:104:ARG:HD3	2:B:80:ILE:HA	6	1.67
(1,37)	1:A:104:ARG:HD3	2:B:80:ILE:HB	6	1.67
(1,37)	1:A:104:ARG:HD3	2:B:80:ILE:HD11	6	1.67
(1,37)	1:A:104:ARG:HD3	2:B:80:ILE:HD12	6	1.67
(1,37)	1:A:104:ARG:HD3	2:B:80:ILE:HD13	6	1.67
(1,37)	1:A:104:ARG:HD3	2:B:80:ILE:HG12	6	1.67
(1,37)	1:A:104:ARG:HD3	2:B:80:ILE:HG13	6	1.67
(1,37)	1:A:104:ARG:HD3	2:B:80:ILE:HG21	6	1.67
(1,37)	1:A:104:ARG:HD3	2:B:80:ILE:HG22	6	1.67
(1,37)	1:A:104:ARG:HD3	2:B:80:ILE:HG23	6	1.67
(1,37)	1:A:104:ARG:HD3	2:B:80:ILE:N	6	1.67
(1,37)	1:A:104:ARG:HD3	2:B:80:ILE:O	6	1.67
(1,37)	1:A:104:ARG:HD3	2:B:84:GLN:C	6	1.67
(1,37)	1:A:104:ARG:HD3	2:B:84:GLN:CA	6	1.67
(1,37)	1:A:104:ARG:HD3	2:B:84:GLN:CB	6	1.67
(1,37)	1:A:104:ARG:HD3	2:B:84:GLN:CD	6	1.67
(1,37)	1:A:104:ARG:HD3	2:B:84:GLN:CG	6	1.67
(1,37)	1:A:104:ARG:HD3	2:B:84:GLN:H	6	1.67
(1,37)	1:A:104:ARG:HD3	2:B:84:GLN:HA	6	1.67
(1,37)	1:A:104:ARG:HD3	2:B:84:GLN:HB2	6	1.67
(1,37)	1:A:104:ARG:HD3	2:B:84:GLN:HB3	6	1.67
(1,37)	1:A:104:ARG:HD3	2:B:84:GLN:HE21	6	1.67
(1,37)	1:A:104:ARG:HD3	2:B:84:GLN:HE22	6	1.67
(1,37)	1:A:104:ARG:HD3	2:B:84:GLN:HG2	6	1.67
(1,37)	1:A:104:ARG:HD3	2:B:84:GLN:HG3	6	1.67

*Continued on next page...*

*Continued from previous page...*

Key	Atom-1	Atom-2	Model ID	Violation (Å)
(1,37)	1:A:104:ARG:HD3	2:B:84:GLN:N	6	1.67
(1,37)	1:A:104:ARG:HD3	2:B:84:GLN:NE2	6	1.67
(1,37)	1:A:104:ARG:HD3	2:B:84:GLN:O	6	1.67
(1,37)	1:A:104:ARG:HD3	2:B:84:GLN:OE1	6	1.67
(1,37)	1:A:104:ARG:HD3	2:B:97:THR:C	6	1.67
(1,37)	1:A:104:ARG:HD3	2:B:97:THR:CA	6	1.67
(1,37)	1:A:104:ARG:HD3	2:B:97:THR:CB	6	1.67
(1,37)	1:A:104:ARG:HD3	2:B:97:THR:CG2	6	1.67
(1,37)	1:A:104:ARG:HD3	2:B:97:THR:H	6	1.67
(1,37)	1:A:104:ARG:HD3	2:B:97:THR:HA	6	1.67
(1,37)	1:A:104:ARG:HD3	2:B:97:THR:HB	6	1.67
(1,37)	1:A:104:ARG:HD3	2:B:97:THR:HG1	6	1.67
(1,37)	1:A:104:ARG:HD3	2:B:97:THR:HG21	6	1.67
(1,37)	1:A:104:ARG:HD3	2:B:97:THR:HG22	6	1.67
(1,37)	1:A:104:ARG:HD3	2:B:97:THR:HG23	6	1.67
(1,37)	1:A:104:ARG:HD3	2:B:97:THR:N	6	1.67
(1,37)	1:A:104:ARG:HD3	2:B:97:THR:O	6	1.67
(1,37)	1:A:104:ARG:HD3	2:B:97:THR:OG1	6	1.67
(1,37)	1:A:104:ARG:HD3	2:B:99:HIS:C	6	1.67
(1,37)	1:A:104:ARG:HD3	2:B:99:HIS:CA	6	1.67
(1,37)	1:A:104:ARG:HD3	2:B:99:HIS:CB	6	1.67
(1,37)	1:A:104:ARG:HD3	2:B:99:HIS:CD2	6	1.67
(1,37)	1:A:104:ARG:HD3	2:B:99:HIS:CE1	6	1.67
(1,37)	1:A:104:ARG:HD3	2:B:99:HIS:CG	6	1.67
(1,37)	1:A:104:ARG:HD3	2:B:99:HIS:H	6	1.67
(1,37)	1:A:104:ARG:HD3	2:B:99:HIS:HA	6	1.67
(1,37)	1:A:104:ARG:HD3	2:B:99:HIS:HB2	6	1.67
(1,37)	1:A:104:ARG:HD3	2:B:99:HIS:HB3	6	1.67
(1,37)	1:A:104:ARG:HD3	2:B:99:HIS:HD1	6	1.67
(1,37)	1:A:104:ARG:HD3	2:B:99:HIS:HD2	6	1.67
(1,37)	1:A:104:ARG:HD3	2:B:99:HIS:HE1	6	1.67
(1,37)	1:A:104:ARG:HD3	2:B:99:HIS:HE2	6	1.67
(1,37)	1:A:104:ARG:HD3	2:B:99:HIS:N	6	1.67
(1,37)	1:A:104:ARG:HD3	2:B:99:HIS:ND1	6	1.67
(1,37)	1:A:104:ARG:HD3	2:B:99:HIS:NE2	6	1.67
(1,37)	1:A:104:ARG:HD3	2:B:99:HIS:O	6	1.67
(1,37)	1:A:104:ARG:HD3	2:B:101:VAL:C	6	1.67
(1,37)	1:A:104:ARG:HD3	2:B:101:VAL:CA	6	1.67
(1,37)	1:A:104:ARG:HD3	2:B:101:VAL:CB	6	1.67
(1,37)	1:A:104:ARG:HD3	2:B:101:VAL:CG1	6	1.67
(1,37)	1:A:104:ARG:HD3	2:B:101:VAL:CG2	6	1.67
(1,37)	1:A:104:ARG:HD3	2:B:101:VAL:H	6	1.67

*Continued on next page...*

*Continued from previous page...*

Key	Atom-1	Atom-2	Model ID	Violation (Å)
(1,37)	1:A:104:ARG:HD3	2:B:101:VAL:HA	6	1.67
(1,37)	1:A:104:ARG:HD3	2:B:101:VAL:HB	6	1.67
(1,37)	1:A:104:ARG:HD3	2:B:101:VAL:HG11	6	1.67
(1,37)	1:A:104:ARG:HD3	2:B:101:VAL:HG12	6	1.67
(1,37)	1:A:104:ARG:HD3	2:B:101:VAL:HG13	6	1.67
(1,37)	1:A:104:ARG:HD3	2:B:101:VAL:HG21	6	1.67
(1,37)	1:A:104:ARG:HD3	2:B:101:VAL:HG22	6	1.67
(1,37)	1:A:104:ARG:HD3	2:B:101:VAL:HG23	6	1.67
(1,37)	1:A:104:ARG:HD3	2:B:101:VAL:N	6	1.67
(1,37)	1:A:104:ARG:HD3	2:B:101:VAL:O	6	1.67
(1,37)	1:A:104:ARG:HE	2:B:75:ILE:C	6	1.67
(1,37)	1:A:104:ARG:HE	2:B:75:ILE:CA	6	1.67
(1,37)	1:A:104:ARG:HE	2:B:75:ILE:CB	6	1.67
(1,37)	1:A:104:ARG:HE	2:B:75:ILE:CD1	6	1.67
(1,37)	1:A:104:ARG:HE	2:B:75:ILE:CG1	6	1.67
(1,37)	1:A:104:ARG:HE	2:B:75:ILE:CG2	6	1.67
(1,37)	1:A:104:ARG:HE	2:B:75:ILE:H	6	1.67
(1,37)	1:A:104:ARG:HE	2:B:75:ILE:HA	6	1.67
(1,37)	1:A:104:ARG:HE	2:B:75:ILE:HB	6	1.67
(1,37)	1:A:104:ARG:HE	2:B:75:ILE:HD11	6	1.67
(1,37)	1:A:104:ARG:HE	2:B:75:ILE:HD12	6	1.67
(1,37)	1:A:104:ARG:HE	2:B:75:ILE:HD13	6	1.67
(1,37)	1:A:104:ARG:HE	2:B:75:ILE:HG12	6	1.67
(1,37)	1:A:104:ARG:HE	2:B:75:ILE:HG13	6	1.67
(1,37)	1:A:104:ARG:HE	2:B:75:ILE:HG21	6	1.67
(1,37)	1:A:104:ARG:HE	2:B:75:ILE:HG22	6	1.67
(1,37)	1:A:104:ARG:HE	2:B:75:ILE:HG23	6	1.67
(1,37)	1:A:104:ARG:HE	2:B:75:ILE:N	6	1.67
(1,37)	1:A:104:ARG:HE	2:B:75:ILE:O	6	1.67
(1,37)	1:A:104:ARG:HE	2:B:77:ALA:C	6	1.67
(1,37)	1:A:104:ARG:HE	2:B:77:ALA:CA	6	1.67
(1,37)	1:A:104:ARG:HE	2:B:77:ALA:CB	6	1.67
(1,37)	1:A:104:ARG:HE	2:B:77:ALA:H	6	1.67
(1,37)	1:A:104:ARG:HE	2:B:77:ALA:HA	6	1.67
(1,37)	1:A:104:ARG:HE	2:B:77:ALA:HB1	6	1.67
(1,37)	1:A:104:ARG:HE	2:B:77:ALA:HB2	6	1.67
(1,37)	1:A:104:ARG:HE	2:B:77:ALA:HB3	6	1.67
(1,37)	1:A:104:ARG:HE	2:B:77:ALA:N	6	1.67
(1,37)	1:A:104:ARG:HE	2:B:77:ALA:O	6	1.67
(1,37)	1:A:104:ARG:HE	2:B:78:GLY:C	6	1.67
(1,37)	1:A:104:ARG:HE	2:B:78:GLY:CA	6	1.67
(1,37)	1:A:104:ARG:HE	2:B:78:GLY:H	6	1.67

*Continued on next page...*

*Continued from previous page...*

Key	Atom-1	Atom-2	Model ID	Violation (Å)
(1,37)	1:A:104:ARG:HE	2:B:78:GLY:HA2	6	1.67
(1,37)	1:A:104:ARG:HE	2:B:78:GLY:HA3	6	1.67
(1,37)	1:A:104:ARG:HE	2:B:78:GLY:N	6	1.67
(1,37)	1:A:104:ARG:HE	2:B:78:GLY:O	6	1.67
(1,37)	1:A:104:ARG:HE	2:B:79:LYS:C	6	1.67
(1,37)	1:A:104:ARG:HE	2:B:79:LYS:CA	6	1.67
(1,37)	1:A:104:ARG:HE	2:B:79:LYS:CB	6	1.67
(1,37)	1:A:104:ARG:HE	2:B:79:LYS:CD	6	1.67
(1,37)	1:A:104:ARG:HE	2:B:79:LYS:CE	6	1.67
(1,37)	1:A:104:ARG:HE	2:B:79:LYS:CG	6	1.67
(1,37)	1:A:104:ARG:HE	2:B:79:LYS:H	6	1.67
(1,37)	1:A:104:ARG:HE	2:B:79:LYS:HA	6	1.67
(1,37)	1:A:104:ARG:HE	2:B:79:LYS:HB2	6	1.67
(1,37)	1:A:104:ARG:HE	2:B:79:LYS:HB3	6	1.67
(1,37)	1:A:104:ARG:HE	2:B:79:LYS:HD2	6	1.67
(1,37)	1:A:104:ARG:HE	2:B:79:LYS:HD3	6	1.67
(1,37)	1:A:104:ARG:HE	2:B:79:LYS:HE2	6	1.67
(1,37)	1:A:104:ARG:HE	2:B:79:LYS:HE3	6	1.67
(1,37)	1:A:104:ARG:HE	2:B:79:LYS:HG2	6	1.67
(1,37)	1:A:104:ARG:HE	2:B:79:LYS:HG3	6	1.67
(1,37)	1:A:104:ARG:HE	2:B:79:LYS:HZ1	6	1.67
(1,37)	1:A:104:ARG:HE	2:B:79:LYS:HZ2	6	1.67
(1,37)	1:A:104:ARG:HE	2:B:79:LYS:HZ3	6	1.67
(1,37)	1:A:104:ARG:HE	2:B:79:LYS:N	6	1.67
(1,37)	1:A:104:ARG:HE	2:B:79:LYS:NZ	6	1.67
(1,37)	1:A:104:ARG:HE	2:B:79:LYS:O	6	1.67
(1,37)	1:A:104:ARG:HE	2:B:80:ILE:C	6	1.67
(1,37)	1:A:104:ARG:HE	2:B:80:ILE:CA	6	1.67
(1,37)	1:A:104:ARG:HE	2:B:80:ILE:CB	6	1.67
(1,37)	1:A:104:ARG:HE	2:B:80:ILE:CD1	6	1.67
(1,37)	1:A:104:ARG:HE	2:B:80:ILE:CG1	6	1.67
(1,37)	1:A:104:ARG:HE	2:B:80:ILE:CG2	6	1.67
(1,37)	1:A:104:ARG:HE	2:B:80:ILE:H	6	1.67
(1,37)	1:A:104:ARG:HE	2:B:80:ILE:HA	6	1.67
(1,37)	1:A:104:ARG:HE	2:B:80:ILE:HB	6	1.67
(1,37)	1:A:104:ARG:HE	2:B:80:ILE:HD11	6	1.67
(1,37)	1:A:104:ARG:HE	2:B:80:ILE:HD12	6	1.67
(1,37)	1:A:104:ARG:HE	2:B:80:ILE:HD13	6	1.67
(1,37)	1:A:104:ARG:HE	2:B:80:ILE:HG12	6	1.67
(1,37)	1:A:104:ARG:HE	2:B:80:ILE:HG13	6	1.67
(1,37)	1:A:104:ARG:HE	2:B:80:ILE:HG21	6	1.67
(1,37)	1:A:104:ARG:HE	2:B:80:ILE:HG22	6	1.67

*Continued on next page...*

*Continued from previous page...*

Key	Atom-1	Atom-2	Model ID	Violation (Å)
(1,37)	1:A:104:ARG:HE	2:B:80:ILE:HG23	6	1.67
(1,37)	1:A:104:ARG:HE	2:B:80:ILE:N	6	1.67
(1,37)	1:A:104:ARG:HE	2:B:80:ILE:O	6	1.67
(1,37)	1:A:104:ARG:HE	2:B:84:GLN:C	6	1.67
(1,37)	1:A:104:ARG:HE	2:B:84:GLN:CA	6	1.67
(1,37)	1:A:104:ARG:HE	2:B:84:GLN:CB	6	1.67
(1,37)	1:A:104:ARG:HE	2:B:84:GLN:CD	6	1.67
(1,37)	1:A:104:ARG:HE	2:B:84:GLN:CG	6	1.67
(1,37)	1:A:104:ARG:HE	2:B:84:GLN:H	6	1.67
(1,37)	1:A:104:ARG:HE	2:B:84:GLN:HA	6	1.67
(1,37)	1:A:104:ARG:HE	2:B:84:GLN:HB2	6	1.67
(1,37)	1:A:104:ARG:HE	2:B:84:GLN:HB3	6	1.67
(1,37)	1:A:104:ARG:HE	2:B:84:GLN:HE21	6	1.67
(1,37)	1:A:104:ARG:HE	2:B:84:GLN:HE22	6	1.67
(1,37)	1:A:104:ARG:HE	2:B:84:GLN:HG2	6	1.67
(1,37)	1:A:104:ARG:HE	2:B:84:GLN:HG3	6	1.67
(1,37)	1:A:104:ARG:HE	2:B:84:GLN:N	6	1.67
(1,37)	1:A:104:ARG:HE	2:B:84:GLN:NE2	6	1.67
(1,37)	1:A:104:ARG:HE	2:B:84:GLN:O	6	1.67
(1,37)	1:A:104:ARG:HE	2:B:84:GLN:OE1	6	1.67
(1,37)	1:A:104:ARG:HE	2:B:97:THR:C	6	1.67
(1,37)	1:A:104:ARG:HE	2:B:97:THR:CA	6	1.67
(1,37)	1:A:104:ARG:HE	2:B:97:THR:CB	6	1.67
(1,37)	1:A:104:ARG:HE	2:B:97:THR:CG2	6	1.67
(1,37)	1:A:104:ARG:HE	2:B:97:THR:H	6	1.67
(1,37)	1:A:104:ARG:HE	2:B:97:THR:HA	6	1.67
(1,37)	1:A:104:ARG:HE	2:B:97:THR:HB	6	1.67
(1,37)	1:A:104:ARG:HE	2:B:97:THR:HG1	6	1.67
(1,37)	1:A:104:ARG:HE	2:B:97:THR:HG21	6	1.67
(1,37)	1:A:104:ARG:HE	2:B:97:THR:HG22	6	1.67
(1,37)	1:A:104:ARG:HE	2:B:97:THR:HG23	6	1.67
(1,37)	1:A:104:ARG:HE	2:B:97:THR:N	6	1.67
(1,37)	1:A:104:ARG:HE	2:B:97:THR:O	6	1.67
(1,37)	1:A:104:ARG:HE	2:B:97:THR:OG1	6	1.67
(1,37)	1:A:104:ARG:HE	2:B:99:HIS:C	6	1.67
(1,37)	1:A:104:ARG:HE	2:B:99:HIS:CA	6	1.67
(1,37)	1:A:104:ARG:HE	2:B:99:HIS:CB	6	1.67
(1,37)	1:A:104:ARG:HE	2:B:99:HIS:CD2	6	1.67
(1,37)	1:A:104:ARG:HE	2:B:99:HIS:CE1	6	1.67
(1,37)	1:A:104:ARG:HE	2:B:99:HIS:CG	6	1.67
(1,37)	1:A:104:ARG:HE	2:B:99:HIS:H	6	1.67
(1,37)	1:A:104:ARG:HE	2:B:99:HIS:HA	6	1.67

*Continued on next page...*

*Continued from previous page...*

Key	Atom-1	Atom-2	Model ID	Violation (Å)
(1,37)	1:A:104:ARG:HE	2:B:99:HIS:HB2	6	1.67
(1,37)	1:A:104:ARG:HE	2:B:99:HIS:HB3	6	1.67
(1,37)	1:A:104:ARG:HE	2:B:99:HIS:HD1	6	1.67
(1,37)	1:A:104:ARG:HE	2:B:99:HIS:HD2	6	1.67
(1,37)	1:A:104:ARG:HE	2:B:99:HIS:HE1	6	1.67
(1,37)	1:A:104:ARG:HE	2:B:99:HIS:HE2	6	1.67
(1,37)	1:A:104:ARG:HE	2:B:99:HIS:N	6	1.67
(1,37)	1:A:104:ARG:HE	2:B:99:HIS:ND1	6	1.67
(1,37)	1:A:104:ARG:HE	2:B:99:HIS:NE2	6	1.67
(1,37)	1:A:104:ARG:HE	2:B:99:HIS:O	6	1.67
(1,37)	1:A:104:ARG:HE	2:B:101:VAL:C	6	1.67
(1,37)	1:A:104:ARG:HE	2:B:101:VAL:CA	6	1.67
(1,37)	1:A:104:ARG:HE	2:B:101:VAL:CB	6	1.67
(1,37)	1:A:104:ARG:HE	2:B:101:VAL:CG1	6	1.67
(1,37)	1:A:104:ARG:HE	2:B:101:VAL:CG2	6	1.67
(1,37)	1:A:104:ARG:HE	2:B:101:VAL:H	6	1.67
(1,37)	1:A:104:ARG:HE	2:B:101:VAL:HA	6	1.67
(1,37)	1:A:104:ARG:HE	2:B:101:VAL:HB	6	1.67
(1,37)	1:A:104:ARG:HE	2:B:101:VAL:HG11	6	1.67
(1,37)	1:A:104:ARG:HE	2:B:101:VAL:HG12	6	1.67
(1,37)	1:A:104:ARG:HE	2:B:101:VAL:HG13	6	1.67
(1,37)	1:A:104:ARG:HE	2:B:101:VAL:HG21	6	1.67
(1,37)	1:A:104:ARG:HE	2:B:101:VAL:HG22	6	1.67
(1,37)	1:A:104:ARG:HE	2:B:101:VAL:HG23	6	1.67
(1,37)	1:A:104:ARG:HE	2:B:101:VAL:N	6	1.67
(1,37)	1:A:104:ARG:HE	2:B:101:VAL:O	6	1.67
(1,37)	1:A:104:ARG:HG2	2:B:75:ILE:C	6	1.67
(1,37)	1:A:104:ARG:HG2	2:B:75:ILE:CA	6	1.67
(1,37)	1:A:104:ARG:HG2	2:B:75:ILE:CB	6	1.67
(1,37)	1:A:104:ARG:HG2	2:B:75:ILE:CD1	6	1.67
(1,37)	1:A:104:ARG:HG2	2:B:75:ILE:CG1	6	1.67
(1,37)	1:A:104:ARG:HG2	2:B:75:ILE:CG2	6	1.67
(1,37)	1:A:104:ARG:HG2	2:B:75:ILE:H	6	1.67
(1,37)	1:A:104:ARG:HG2	2:B:75:ILE:HA	6	1.67
(1,37)	1:A:104:ARG:HG2	2:B:75:ILE:HB	6	1.67
(1,37)	1:A:104:ARG:HG2	2:B:75:ILE:HD11	6	1.67
(1,37)	1:A:104:ARG:HG2	2:B:75:ILE:HD12	6	1.67
(1,37)	1:A:104:ARG:HG2	2:B:75:ILE:HD13	6	1.67
(1,37)	1:A:104:ARG:HG2	2:B:75:ILE:HG12	6	1.67
(1,37)	1:A:104:ARG:HG2	2:B:75:ILE:HG13	6	1.67
(1,37)	1:A:104:ARG:HG2	2:B:75:ILE:HG21	6	1.67
(1,37)	1:A:104:ARG:HG2	2:B:75:ILE:HG22	6	1.67

*Continued on next page...*

*Continued from previous page...*

Key	Atom-1	Atom-2	Model ID	Violation (Å)
(1,37)	1:A:104:ARG:HG2	2:B:75:ILE:HG23	6	1.67
(1,37)	1:A:104:ARG:HG2	2:B:75:ILE:N	6	1.67
(1,37)	1:A:104:ARG:HG2	2:B:75:ILE:O	6	1.67
(1,37)	1:A:104:ARG:HG2	2:B:77:ALA:C	6	1.67
(1,37)	1:A:104:ARG:HG2	2:B:77:ALA:CA	6	1.67
(1,37)	1:A:104:ARG:HG2	2:B:77:ALA:CB	6	1.67
(1,37)	1:A:104:ARG:HG2	2:B:77:ALA:H	6	1.67
(1,37)	1:A:104:ARG:HG2	2:B:77:ALA:HA	6	1.67
(1,37)	1:A:104:ARG:HG2	2:B:77:ALA:HB1	6	1.67
(1,37)	1:A:104:ARG:HG2	2:B:77:ALA:HB2	6	1.67
(1,37)	1:A:104:ARG:HG2	2:B:77:ALA:HB3	6	1.67
(1,37)	1:A:104:ARG:HG2	2:B:77:ALA:N	6	1.67
(1,37)	1:A:104:ARG:HG2	2:B:77:ALA:O	6	1.67
(1,37)	1:A:104:ARG:HG2	2:B:78:GLY:C	6	1.67
(1,37)	1:A:104:ARG:HG2	2:B:78:GLY:CA	6	1.67
(1,37)	1:A:104:ARG:HG2	2:B:78:GLY:H	6	1.67
(1,37)	1:A:104:ARG:HG2	2:B:78:GLY:HA2	6	1.67
(1,37)	1:A:104:ARG:HG2	2:B:78:GLY:HA3	6	1.67
(1,37)	1:A:104:ARG:HG2	2:B:78:GLY:N	6	1.67
(1,37)	1:A:104:ARG:HG2	2:B:78:GLY:O	6	1.67
(1,37)	1:A:104:ARG:HG2	2:B:79:LYS:C	6	1.67
(1,37)	1:A:104:ARG:HG2	2:B:79:LYS:CA	6	1.67
(1,37)	1:A:104:ARG:HG2	2:B:79:LYS:CB	6	1.67
(1,37)	1:A:104:ARG:HG2	2:B:79:LYS:CD	6	1.67
(1,37)	1:A:104:ARG:HG2	2:B:79:LYS:CE	6	1.67
(1,37)	1:A:104:ARG:HG2	2:B:79:LYS:CG	6	1.67
(1,37)	1:A:104:ARG:HG2	2:B:79:LYS:H	6	1.67
(1,37)	1:A:104:ARG:HG2	2:B:79:LYS:HA	6	1.67
(1,37)	1:A:104:ARG:HG2	2:B:79:LYS:HB2	6	1.67
(1,37)	1:A:104:ARG:HG2	2:B:79:LYS:HB3	6	1.67
(1,37)	1:A:104:ARG:HG2	2:B:79:LYS:HD2	6	1.67
(1,37)	1:A:104:ARG:HG2	2:B:79:LYS:HD3	6	1.67
(1,37)	1:A:104:ARG:HG2	2:B:79:LYS:HE2	6	1.67
(1,37)	1:A:104:ARG:HG2	2:B:79:LYS:HE3	6	1.67
(1,37)	1:A:104:ARG:HG2	2:B:79:LYS:HG2	6	1.67
(1,37)	1:A:104:ARG:HG2	2:B:79:LYS:HG3	6	1.67
(1,37)	1:A:104:ARG:HG2	2:B:79:LYS:HZ1	6	1.67
(1,37)	1:A:104:ARG:HG2	2:B:79:LYS:HZ2	6	1.67
(1,37)	1:A:104:ARG:HG2	2:B:79:LYS:HZ3	6	1.67
(1,37)	1:A:104:ARG:HG2	2:B:79:LYS:N	6	1.67
(1,37)	1:A:104:ARG:HG2	2:B:79:LYS:NZ	6	1.67
(1,37)	1:A:104:ARG:HG2	2:B:79:LYS:O	6	1.67

*Continued on next page...*

*Continued from previous page...*

Key	Atom-1	Atom-2	Model ID	Violation (Å)
(1,37)	1:A:104:ARG:HG2	2:B:80:ILE:C	6	1.67
(1,37)	1:A:104:ARG:HG2	2:B:80:ILE:CA	6	1.67
(1,37)	1:A:104:ARG:HG2	2:B:80:ILE:CB	6	1.67
(1,37)	1:A:104:ARG:HG2	2:B:80:ILE:CD1	6	1.67
(1,37)	1:A:104:ARG:HG2	2:B:80:ILE:CG1	6	1.67
(1,37)	1:A:104:ARG:HG2	2:B:80:ILE:CG2	6	1.67
(1,37)	1:A:104:ARG:HG2	2:B:80:ILE:H	6	1.67
(1,37)	1:A:104:ARG:HG2	2:B:80:ILE:HA	6	1.67
(1,37)	1:A:104:ARG:HG2	2:B:80:ILE:HB	6	1.67
(1,37)	1:A:104:ARG:HG2	2:B:80:ILE:HD11	6	1.67
(1,37)	1:A:104:ARG:HG2	2:B:80:ILE:HD12	6	1.67
(1,37)	1:A:104:ARG:HG2	2:B:80:ILE:HD13	6	1.67
(1,37)	1:A:104:ARG:HG2	2:B:80:ILE:HG12	6	1.67
(1,37)	1:A:104:ARG:HG2	2:B:80:ILE:HG13	6	1.67
(1,37)	1:A:104:ARG:HG2	2:B:80:ILE:HG21	6	1.67
(1,37)	1:A:104:ARG:HG2	2:B:80:ILE:HG22	6	1.67
(1,37)	1:A:104:ARG:HG2	2:B:80:ILE:HG23	6	1.67
(1,37)	1:A:104:ARG:HG2	2:B:80:ILE:N	6	1.67
(1,37)	1:A:104:ARG:HG2	2:B:80:ILE:O	6	1.67
(1,37)	1:A:104:ARG:HG2	2:B:84:GLN:C	6	1.67
(1,37)	1:A:104:ARG:HG2	2:B:84:GLN:CA	6	1.67
(1,37)	1:A:104:ARG:HG2	2:B:84:GLN:CB	6	1.67
(1,37)	1:A:104:ARG:HG2	2:B:84:GLN:CD	6	1.67
(1,37)	1:A:104:ARG:HG2	2:B:84:GLN:CG	6	1.67
(1,37)	1:A:104:ARG:HG2	2:B:84:GLN:H	6	1.67
(1,37)	1:A:104:ARG:HG2	2:B:84:GLN:HA	6	1.67
(1,37)	1:A:104:ARG:HG2	2:B:84:GLN:HB2	6	1.67
(1,37)	1:A:104:ARG:HG2	2:B:84:GLN:HB3	6	1.67
(1,37)	1:A:104:ARG:HG2	2:B:84:GLN:HE21	6	1.67
(1,37)	1:A:104:ARG:HG2	2:B:84:GLN:HE22	6	1.67
(1,37)	1:A:104:ARG:HG2	2:B:84:GLN:HG2	6	1.67
(1,37)	1:A:104:ARG:HG2	2:B:84:GLN:HG3	6	1.67
(1,37)	1:A:104:ARG:HG2	2:B:84:GLN:N	6	1.67
(1,37)	1:A:104:ARG:HG2	2:B:84:GLN:NE2	6	1.67
(1,37)	1:A:104:ARG:HG2	2:B:84:GLN:O	6	1.67
(1,37)	1:A:104:ARG:HG2	2:B:84:GLN:OE1	6	1.67
(1,37)	1:A:104:ARG:HG2	2:B:97:THR:C	6	1.67
(1,37)	1:A:104:ARG:HG2	2:B:97:THR:CA	6	1.67
(1,37)	1:A:104:ARG:HG2	2:B:97:THR:CB	6	1.67
(1,37)	1:A:104:ARG:HG2	2:B:97:THR:CG2	6	1.67
(1,37)	1:A:104:ARG:HG2	2:B:97:THR:H	6	1.67
(1,37)	1:A:104:ARG:HG2	2:B:97:THR:HA	6	1.67

*Continued on next page...*



*Continued from previous page...*

Key	Atom-1	Atom-2	Model ID	Violation (Å)
(1,37)	1:A:104:ARG:HG2	2:B:97:THR:HB	6	1.67
(1,37)	1:A:104:ARG:HG2	2:B:97:THR:HG1	6	1.67
(1,37)	1:A:104:ARG:HG2	2:B:97:THR:HG21	6	1.67
(1,37)	1:A:104:ARG:HG2	2:B:97:THR:HG22	6	1.67
(1,37)	1:A:104:ARG:HG2	2:B:97:THR:HG23	6	1.67
(1,37)	1:A:104:ARG:HG2	2:B:97:THR:N	6	1.67
(1,37)	1:A:104:ARG:HG2	2:B:97:THR:O	6	1.67
(1,37)	1:A:104:ARG:HG2	2:B:97:THR:OG1	6	1.67
(1,37)	1:A:104:ARG:HG2	2:B:99:HIS:C	6	1.67
(1,37)	1:A:104:ARG:HG2	2:B:99:HIS:CA	6	1.67
(1,37)	1:A:104:ARG:HG2	2:B:99:HIS:CB	6	1.67
(1,37)	1:A:104:ARG:HG2	2:B:99:HIS:CD2	6	1.67
(1,37)	1:A:104:ARG:HG2	2:B:99:HIS:CE1	6	1.67
(1,37)	1:A:104:ARG:HG2	2:B:99:HIS:CG	6	1.67
(1,37)	1:A:104:ARG:HG2	2:B:99:HIS:H	6	1.67
(1,37)	1:A:104:ARG:HG2	2:B:99:HIS:HA	6	1.67
(1,37)	1:A:104:ARG:HG2	2:B:99:HIS:HB2	6	1.67
(1,37)	1:A:104:ARG:HG2	2:B:99:HIS:HB3	6	1.67
(1,37)	1:A:104:ARG:HG2	2:B:99:HIS:HD1	6	1.67
(1,37)	1:A:104:ARG:HG2	2:B:99:HIS:HD2	6	1.67
(1,37)	1:A:104:ARG:HG2	2:B:99:HIS:HE1	6	1.67
(1,37)	1:A:104:ARG:HG2	2:B:99:HIS:HE2	6	1.67
(1,37)	1:A:104:ARG:HG2	2:B:99:HIS:N	6	1.67
(1,37)	1:A:104:ARG:HG2	2:B:99:HIS:ND1	6	1.67
(1,37)	1:A:104:ARG:HG2	2:B:99:HIS:NE2	6	1.67
(1,37)	1:A:104:ARG:HG2	2:B:99:HIS:O	6	1.67
(1,37)	1:A:104:ARG:HG2	2:B:101:VAL:C	6	1.67
(1,37)	1:A:104:ARG:HG2	2:B:101:VAL:CA	6	1.67
(1,37)	1:A:104:ARG:HG2	2:B:101:VAL:CB	6	1.67
(1,37)	1:A:104:ARG:HG2	2:B:101:VAL:CG1	6	1.67
(1,37)	1:A:104:ARG:HG2	2:B:101:VAL:CG2	6	1.67
(1,37)	1:A:104:ARG:HG2	2:B:101:VAL:H	6	1.67
(1,37)	1:A:104:ARG:HG2	2:B:101:VAL:HA	6	1.67
(1,37)	1:A:104:ARG:HG2	2:B:101:VAL:HB	6	1.67
(1,37)	1:A:104:ARG:HG2	2:B:101:VAL:HG11	6	1.67
(1,37)	1:A:104:ARG:HG2	2:B:101:VAL:HG12	6	1.67
(1,37)	1:A:104:ARG:HG2	2:B:101:VAL:HG13	6	1.67
(1,37)	1:A:104:ARG:HG2	2:B:101:VAL:HG21	6	1.67
(1,37)	1:A:104:ARG:HG2	2:B:101:VAL:HG22	6	1.67
(1,37)	1:A:104:ARG:HG2	2:B:101:VAL:HG23	6	1.67
(1,37)	1:A:104:ARG:HG2	2:B:101:VAL:N	6	1.67
(1,37)	1:A:104:ARG:HG2	2:B:101:VAL:O	6	1.67

*Continued on next page...*

*Continued from previous page...*

Key	Atom-1	Atom-2	Model ID	Violation (Å)
(1,37)	1:A:104:ARG:HG3	2:B:75:ILE:C	6	1.67
(1,37)	1:A:104:ARG:HG3	2:B:75:ILE:CA	6	1.67
(1,37)	1:A:104:ARG:HG3	2:B:75:ILE:CB	6	1.67
(1,37)	1:A:104:ARG:HG3	2:B:75:ILE:CD1	6	1.67
(1,37)	1:A:104:ARG:HG3	2:B:75:ILE:CG1	6	1.67
(1,37)	1:A:104:ARG:HG3	2:B:75:ILE:CG2	6	1.67
(1,37)	1:A:104:ARG:HG3	2:B:75:ILE:H	6	1.67
(1,37)	1:A:104:ARG:HG3	2:B:75:ILE:HA	6	1.67
(1,37)	1:A:104:ARG:HG3	2:B:75:ILE:HB	6	1.67
(1,37)	1:A:104:ARG:HG3	2:B:75:ILE:HD11	6	1.67
(1,37)	1:A:104:ARG:HG3	2:B:75:ILE:HD12	6	1.67
(1,37)	1:A:104:ARG:HG3	2:B:75:ILE:HD13	6	1.67
(1,37)	1:A:104:ARG:HG3	2:B:75:ILE:HG12	6	1.67
(1,37)	1:A:104:ARG:HG3	2:B:75:ILE:HG13	6	1.67
(1,37)	1:A:104:ARG:HG3	2:B:75:ILE:HG21	6	1.67
(1,37)	1:A:104:ARG:HG3	2:B:75:ILE:HG22	6	1.67
(1,37)	1:A:104:ARG:HG3	2:B:75:ILE:HG23	6	1.67
(1,37)	1:A:104:ARG:HG3	2:B:75:ILE:N	6	1.67
(1,37)	1:A:104:ARG:HG3	2:B:75:ILE:O	6	1.67
(1,37)	1:A:104:ARG:HG3	2:B:77:ALA:C	6	1.67
(1,37)	1:A:104:ARG:HG3	2:B:77:ALA:CA	6	1.67
(1,37)	1:A:104:ARG:HG3	2:B:77:ALA:CB	6	1.67
(1,37)	1:A:104:ARG:HG3	2:B:77:ALA:H	6	1.67
(1,37)	1:A:104:ARG:HG3	2:B:77:ALA:HA	6	1.67
(1,37)	1:A:104:ARG:HG3	2:B:77:ALA:HB1	6	1.67
(1,37)	1:A:104:ARG:HG3	2:B:77:ALA:HB2	6	1.67
(1,37)	1:A:104:ARG:HG3	2:B:77:ALA:HB3	6	1.67
(1,37)	1:A:104:ARG:HG3	2:B:77:ALA:N	6	1.67
(1,37)	1:A:104:ARG:HG3	2:B:77:ALA:O	6	1.67
(1,37)	1:A:104:ARG:HG3	2:B:78:GLY:C	6	1.67
(1,37)	1:A:104:ARG:HG3	2:B:78:GLY:CA	6	1.67
(1,37)	1:A:104:ARG:HG3	2:B:78:GLY:H	6	1.67
(1,37)	1:A:104:ARG:HG3	2:B:78:GLY:HA2	6	1.67
(1,37)	1:A:104:ARG:HG3	2:B:78:GLY:HA3	6	1.67
(1,37)	1:A:104:ARG:HG3	2:B:78:GLY:N	6	1.67
(1,37)	1:A:104:ARG:HG3	2:B:78:GLY:O	6	1.67
(1,37)	1:A:104:ARG:HG3	2:B:79:LYS:C	6	1.67
(1,37)	1:A:104:ARG:HG3	2:B:79:LYS:CA	6	1.67
(1,37)	1:A:104:ARG:HG3	2:B:79:LYS:CB	6	1.67
(1,37)	1:A:104:ARG:HG3	2:B:79:LYS:CD	6	1.67
(1,37)	1:A:104:ARG:HG3	2:B:79:LYS:CE	6	1.67
(1,37)	1:A:104:ARG:HG3	2:B:79:LYS:CG	6	1.67

*Continued on next page...*

*Continued from previous page...*

Key	Atom-1	Atom-2	Model ID	Violation (Å)
(1,37)	1:A:104:ARG:HG3	2:B:79:LYS:H	6	1.67
(1,37)	1:A:104:ARG:HG3	2:B:79:LYS:HA	6	1.67
(1,37)	1:A:104:ARG:HG3	2:B:79:LYS:HB2	6	1.67
(1,37)	1:A:104:ARG:HG3	2:B:79:LYS:HB3	6	1.67
(1,37)	1:A:104:ARG:HG3	2:B:79:LYS:HD2	6	1.67
(1,37)	1:A:104:ARG:HG3	2:B:79:LYS:HD3	6	1.67
(1,37)	1:A:104:ARG:HG3	2:B:79:LYS:HE2	6	1.67
(1,37)	1:A:104:ARG:HG3	2:B:79:LYS:HE3	6	1.67
(1,37)	1:A:104:ARG:HG3	2:B:79:LYS:HG2	6	1.67
(1,37)	1:A:104:ARG:HG3	2:B:79:LYS:HG3	6	1.67
(1,37)	1:A:104:ARG:HG3	2:B:79:LYS:HZ1	6	1.67
(1,37)	1:A:104:ARG:HG3	2:B:79:LYS:HZ2	6	1.67
(1,37)	1:A:104:ARG:HG3	2:B:79:LYS:HZ3	6	1.67
(1,37)	1:A:104:ARG:HG3	2:B:79:LYS:N	6	1.67
(1,37)	1:A:104:ARG:HG3	2:B:79:LYS:NZ	6	1.67
(1,37)	1:A:104:ARG:HG3	2:B:79:LYS:O	6	1.67
(1,37)	1:A:104:ARG:HG3	2:B:80:ILE:C	6	1.67
(1,37)	1:A:104:ARG:HG3	2:B:80:ILE:CA	6	1.67
(1,37)	1:A:104:ARG:HG3	2:B:80:ILE:CB	6	1.67
(1,37)	1:A:104:ARG:HG3	2:B:80:ILE:CD1	6	1.67
(1,37)	1:A:104:ARG:HG3	2:B:80:ILE:CG1	6	1.67
(1,37)	1:A:104:ARG:HG3	2:B:80:ILE:CG2	6	1.67
(1,37)	1:A:104:ARG:HG3	2:B:80:ILE:H	6	1.67
(1,37)	1:A:104:ARG:HG3	2:B:80:ILE:HA	6	1.67
(1,37)	1:A:104:ARG:HG3	2:B:80:ILE:HB	6	1.67
(1,37)	1:A:104:ARG:HG3	2:B:80:ILE:HD11	6	1.67
(1,37)	1:A:104:ARG:HG3	2:B:80:ILE:HD12	6	1.67
(1,37)	1:A:104:ARG:HG3	2:B:80:ILE:HD13	6	1.67
(1,37)	1:A:104:ARG:HG3	2:B:80:ILE:HG12	6	1.67
(1,37)	1:A:104:ARG:HG3	2:B:80:ILE:HG13	6	1.67
(1,37)	1:A:104:ARG:HG3	2:B:80:ILE:HG21	6	1.67
(1,37)	1:A:104:ARG:HG3	2:B:80:ILE:HG22	6	1.67
(1,37)	1:A:104:ARG:HG3	2:B:80:ILE:HG23	6	1.67
(1,37)	1:A:104:ARG:HG3	2:B:80:ILE:N	6	1.67
(1,37)	1:A:104:ARG:HG3	2:B:80:ILE:O	6	1.67
(1,37)	1:A:104:ARG:HG3	2:B:84:GLN:C	6	1.67
(1,37)	1:A:104:ARG:HG3	2:B:84:GLN:CA	6	1.67
(1,37)	1:A:104:ARG:HG3	2:B:84:GLN:CB	6	1.67
(1,37)	1:A:104:ARG:HG3	2:B:84:GLN:CD	6	1.67
(1,37)	1:A:104:ARG:HG3	2:B:84:GLN:CG	6	1.67
(1,37)	1:A:104:ARG:HG3	2:B:84:GLN:H	6	1.67
(1,37)	1:A:104:ARG:HG3	2:B:84:GLN:HA	6	1.67

*Continued on next page...*

*Continued from previous page...*

Key	Atom-1	Atom-2	Model ID	Violation (Å)
(1,37)	1:A:104:ARG:HG3	2:B:84:GLN:HB2	6	1.67
(1,37)	1:A:104:ARG:HG3	2:B:84:GLN:HB3	6	1.67
(1,37)	1:A:104:ARG:HG3	2:B:84:GLN:HE21	6	1.67
(1,37)	1:A:104:ARG:HG3	2:B:84:GLN:HE22	6	1.67
(1,37)	1:A:104:ARG:HG3	2:B:84:GLN:HG2	6	1.67
(1,37)	1:A:104:ARG:HG3	2:B:84:GLN:HG3	6	1.67
(1,37)	1:A:104:ARG:HG3	2:B:84:GLN:N	6	1.67
(1,37)	1:A:104:ARG:HG3	2:B:84:GLN:NE2	6	1.67
(1,37)	1:A:104:ARG:HG3	2:B:84:GLN:O	6	1.67
(1,37)	1:A:104:ARG:HG3	2:B:84:GLN:OE1	6	1.67
(1,37)	1:A:104:ARG:HG3	2:B:97:THR:C	6	1.67
(1,37)	1:A:104:ARG:HG3	2:B:97:THR:CA	6	1.67
(1,37)	1:A:104:ARG:HG3	2:B:97:THR:CB	6	1.67
(1,37)	1:A:104:ARG:HG3	2:B:97:THR:CG2	6	1.67
(1,37)	1:A:104:ARG:HG3	2:B:97:THR:H	6	1.67
(1,37)	1:A:104:ARG:HG3	2:B:97:THR:HA	6	1.67
(1,37)	1:A:104:ARG:HG3	2:B:97:THR:HB	6	1.67
(1,37)	1:A:104:ARG:HG3	2:B:97:THR:HG1	6	1.67
(1,37)	1:A:104:ARG:HG3	2:B:97:THR:HG21	6	1.67
(1,37)	1:A:104:ARG:HG3	2:B:97:THR:HG22	6	1.67
(1,37)	1:A:104:ARG:HG3	2:B:97:THR:HG23	6	1.67
(1,37)	1:A:104:ARG:HG3	2:B:97:THR:N	6	1.67
(1,37)	1:A:104:ARG:HG3	2:B:97:THR:O	6	1.67
(1,37)	1:A:104:ARG:HG3	2:B:97:THR:OG1	6	1.67
(1,37)	1:A:104:ARG:HG3	2:B:99:HIS:C	6	1.67
(1,37)	1:A:104:ARG:HG3	2:B:99:HIS:CA	6	1.67
(1,37)	1:A:104:ARG:HG3	2:B:99:HIS:CB	6	1.67
(1,37)	1:A:104:ARG:HG3	2:B:99:HIS:CD2	6	1.67
(1,37)	1:A:104:ARG:HG3	2:B:99:HIS:CE1	6	1.67
(1,37)	1:A:104:ARG:HG3	2:B:99:HIS:CG	6	1.67
(1,37)	1:A:104:ARG:HG3	2:B:99:HIS:H	6	1.67
(1,37)	1:A:104:ARG:HG3	2:B:99:HIS:HA	6	1.67
(1,37)	1:A:104:ARG:HG3	2:B:99:HIS:HB2	6	1.67
(1,37)	1:A:104:ARG:HG3	2:B:99:HIS:HB3	6	1.67
(1,37)	1:A:104:ARG:HG3	2:B:99:HIS:HD1	6	1.67
(1,37)	1:A:104:ARG:HG3	2:B:99:HIS:HD2	6	1.67
(1,37)	1:A:104:ARG:HG3	2:B:99:HIS:HE1	6	1.67
(1,37)	1:A:104:ARG:HG3	2:B:99:HIS:HE2	6	1.67
(1,37)	1:A:104:ARG:HG3	2:B:99:HIS:N	6	1.67
(1,37)	1:A:104:ARG:HG3	2:B:99:HIS:ND1	6	1.67
(1,37)	1:A:104:ARG:HG3	2:B:99:HIS:NE2	6	1.67
(1,37)	1:A:104:ARG:HG3	2:B:99:HIS:O	6	1.67

*Continued on next page...*

*Continued from previous page...*

Key	Atom-1	Atom-2	Model ID	Violation (Å)
(1,37)	1:A:104:ARG:HG3	2:B:101:VAL:C	6	1.67
(1,37)	1:A:104:ARG:HG3	2:B:101:VAL:CA	6	1.67
(1,37)	1:A:104:ARG:HG3	2:B:101:VAL:CB	6	1.67
(1,37)	1:A:104:ARG:HG3	2:B:101:VAL:CG1	6	1.67
(1,37)	1:A:104:ARG:HG3	2:B:101:VAL:CG2	6	1.67
(1,37)	1:A:104:ARG:HG3	2:B:101:VAL:H	6	1.67
(1,37)	1:A:104:ARG:HG3	2:B:101:VAL:HA	6	1.67
(1,37)	1:A:104:ARG:HG3	2:B:101:VAL:HB	6	1.67
(1,37)	1:A:104:ARG:HG3	2:B:101:VAL:HG11	6	1.67
(1,37)	1:A:104:ARG:HG3	2:B:101:VAL:HG12	6	1.67
(1,37)	1:A:104:ARG:HG3	2:B:101:VAL:HG13	6	1.67
(1,37)	1:A:104:ARG:HG3	2:B:101:VAL:HG21	6	1.67
(1,37)	1:A:104:ARG:HG3	2:B:101:VAL:HG22	6	1.67
(1,37)	1:A:104:ARG:HG3	2:B:101:VAL:HG23	6	1.67
(1,37)	1:A:104:ARG:HG3	2:B:101:VAL:N	6	1.67
(1,37)	1:A:104:ARG:HG3	2:B:101:VAL:O	6	1.67
(1,37)	1:A:104:ARG:HH11	2:B:75:ILE:C	6	1.67
(1,37)	1:A:104:ARG:HH11	2:B:75:ILE:CA	6	1.67
(1,37)	1:A:104:ARG:HH11	2:B:75:ILE:CB	6	1.67
(1,37)	1:A:104:ARG:HH11	2:B:75:ILE:CD1	6	1.67
(1,37)	1:A:104:ARG:HH11	2:B:75:ILE:CG1	6	1.67
(1,37)	1:A:104:ARG:HH11	2:B:75:ILE:CG2	6	1.67
(1,37)	1:A:104:ARG:HH11	2:B:75:ILE:H	6	1.67
(1,37)	1:A:104:ARG:HH11	2:B:75:ILE:HA	6	1.67
(1,37)	1:A:104:ARG:HH11	2:B:75:ILE:HB	6	1.67
(1,37)	1:A:104:ARG:HH11	2:B:75:ILE:HD11	6	1.67
(1,37)	1:A:104:ARG:HH11	2:B:75:ILE:HD12	6	1.67
(1,37)	1:A:104:ARG:HH11	2:B:75:ILE:HD13	6	1.67
(1,37)	1:A:104:ARG:HH11	2:B:75:ILE:HG12	6	1.67
(1,37)	1:A:104:ARG:HH11	2:B:75:ILE:HG13	6	1.67
(1,37)	1:A:104:ARG:HH11	2:B:75:ILE:HG21	6	1.67
(1,37)	1:A:104:ARG:HH11	2:B:75:ILE:HG22	6	1.67
(1,37)	1:A:104:ARG:HH11	2:B:75:ILE:HG23	6	1.67
(1,37)	1:A:104:ARG:HH11	2:B:75:ILE:N	6	1.67
(1,37)	1:A:104:ARG:HH11	2:B:75:ILE:O	6	1.67
(1,37)	1:A:104:ARG:HH11	2:B:77:ALA:C	6	1.67
(1,37)	1:A:104:ARG:HH11	2:B:77:ALA:CA	6	1.67
(1,37)	1:A:104:ARG:HH11	2:B:77:ALA:CB	6	1.67
(1,37)	1:A:104:ARG:HH11	2:B:77:ALA:H	6	1.67
(1,37)	1:A:104:ARG:HH11	2:B:77:ALA:HA	6	1.67
(1,37)	1:A:104:ARG:HH11	2:B:77:ALA:HB1	6	1.67
(1,37)	1:A:104:ARG:HH11	2:B:77:ALA:HB2	6	1.67

*Continued on next page...*

*Continued from previous page...*

Key	Atom-1	Atom-2	Model ID	Violation (Å)
(1,37)	1:A:104:ARG:HH11	2:B:77:ALA:HB3	6	1.67
(1,37)	1:A:104:ARG:HH11	2:B:77:ALA:N	6	1.67
(1,37)	1:A:104:ARG:HH11	2:B:77:ALA:O	6	1.67
(1,37)	1:A:104:ARG:HH11	2:B:78:GLY:C	6	1.67
(1,37)	1:A:104:ARG:HH11	2:B:78:GLY:CA	6	1.67
(1,37)	1:A:104:ARG:HH11	2:B:78:GLY:H	6	1.67
(1,37)	1:A:104:ARG:HH11	2:B:78:GLY:HA2	6	1.67
(1,37)	1:A:104:ARG:HH11	2:B:78:GLY:HA3	6	1.67
(1,37)	1:A:104:ARG:HH11	2:B:78:GLY:N	6	1.67
(1,37)	1:A:104:ARG:HH11	2:B:78:GLY:O	6	1.67
(1,37)	1:A:104:ARG:HH11	2:B:79:LYS:C	6	1.67
(1,37)	1:A:104:ARG:HH11	2:B:79:LYS:CA	6	1.67
(1,37)	1:A:104:ARG:HH11	2:B:79:LYS:CB	6	1.67
(1,37)	1:A:104:ARG:HH11	2:B:79:LYS:CD	6	1.67
(1,37)	1:A:104:ARG:HH11	2:B:79:LYS:CE	6	1.67
(1,37)	1:A:104:ARG:HH11	2:B:79:LYS:CG	6	1.67
(1,37)	1:A:104:ARG:HH11	2:B:79:LYS:H	6	1.67
(1,37)	1:A:104:ARG:HH11	2:B:79:LYS:HA	6	1.67
(1,37)	1:A:104:ARG:HH11	2:B:79:LYS:HB2	6	1.67
(1,37)	1:A:104:ARG:HH11	2:B:79:LYS:HB3	6	1.67
(1,37)	1:A:104:ARG:HH11	2:B:79:LYS:HD2	6	1.67
(1,37)	1:A:104:ARG:HH11	2:B:79:LYS:HD3	6	1.67
(1,37)	1:A:104:ARG:HH11	2:B:79:LYS:HE2	6	1.67
(1,37)	1:A:104:ARG:HH11	2:B:79:LYS:HE3	6	1.67
(1,37)	1:A:104:ARG:HH11	2:B:79:LYS:HG2	6	1.67
(1,37)	1:A:104:ARG:HH11	2:B:79:LYS:HG3	6	1.67
(1,37)	1:A:104:ARG:HH11	2:B:79:LYS:HZ1	6	1.67
(1,37)	1:A:104:ARG:HH11	2:B:79:LYS:HZ2	6	1.67
(1,37)	1:A:104:ARG:HH11	2:B:79:LYS:HZ3	6	1.67
(1,37)	1:A:104:ARG:HH11	2:B:79:LYS:N	6	1.67
(1,37)	1:A:104:ARG:HH11	2:B:79:LYS:NZ	6	1.67
(1,37)	1:A:104:ARG:HH11	2:B:79:LYS:O	6	1.67
(1,37)	1:A:104:ARG:HH11	2:B:80:ILE:C	6	1.67
(1,37)	1:A:104:ARG:HH11	2:B:80:ILE:CA	6	1.67
(1,37)	1:A:104:ARG:HH11	2:B:80:ILE:CB	6	1.67
(1,37)	1:A:104:ARG:HH11	2:B:80:ILE:CD1	6	1.67
(1,37)	1:A:104:ARG:HH11	2:B:80:ILE:CG1	6	1.67
(1,37)	1:A:104:ARG:HH11	2:B:80:ILE:CG2	6	1.67
(1,37)	1:A:104:ARG:HH11	2:B:80:ILE:H	6	1.67
(1,37)	1:A:104:ARG:HH11	2:B:80:ILE:HA	6	1.67
(1,37)	1:A:104:ARG:HH11	2:B:80:ILE:HB	6	1.67
(1,37)	1:A:104:ARG:HH11	2:B:80:ILE:HD11	6	1.67

*Continued on next page...*

*Continued from previous page...*

Key	Atom-1	Atom-2	Model ID	Violation (Å)
(1,37)	1:A:104:ARG:HH11	2:B:80:ILE:HD12	6	1.67
(1,37)	1:A:104:ARG:HH11	2:B:80:ILE:HD13	6	1.67
(1,37)	1:A:104:ARG:HH11	2:B:80:ILE:HG12	6	1.67
(1,37)	1:A:104:ARG:HH11	2:B:80:ILE:HG13	6	1.67
(1,37)	1:A:104:ARG:HH11	2:B:80:ILE:HG21	6	1.67
(1,37)	1:A:104:ARG:HH11	2:B:80:ILE:HG22	6	1.67
(1,37)	1:A:104:ARG:HH11	2:B:80:ILE:HG23	6	1.67
(1,37)	1:A:104:ARG:HH11	2:B:80:ILE:N	6	1.67
(1,37)	1:A:104:ARG:HH11	2:B:80:ILE:O	6	1.67
(1,37)	1:A:104:ARG:HH11	2:B:84:GLN:C	6	1.67
(1,37)	1:A:104:ARG:HH11	2:B:84:GLN:CA	6	1.67
(1,37)	1:A:104:ARG:HH11	2:B:84:GLN:CB	6	1.67
(1,37)	1:A:104:ARG:HH11	2:B:84:GLN:CD	6	1.67
(1,37)	1:A:104:ARG:HH11	2:B:84:GLN:CG	6	1.67
(1,37)	1:A:104:ARG:HH11	2:B:84:GLN:H	6	1.67
(1,37)	1:A:104:ARG:HH11	2:B:84:GLN:HA	6	1.67
(1,37)	1:A:104:ARG:HH11	2:B:84:GLN:HB2	6	1.67
(1,37)	1:A:104:ARG:HH11	2:B:84:GLN:HB3	6	1.67
(1,37)	1:A:104:ARG:HH11	2:B:84:GLN:HE21	6	1.67
(1,37)	1:A:104:ARG:HH11	2:B:84:GLN:HE22	6	1.67
(1,37)	1:A:104:ARG:HH11	2:B:84:GLN:HG2	6	1.67
(1,37)	1:A:104:ARG:HH11	2:B:84:GLN:HG3	6	1.67
(1,37)	1:A:104:ARG:HH11	2:B:84:GLN:N	6	1.67
(1,37)	1:A:104:ARG:HH11	2:B:84:GLN:NE2	6	1.67
(1,37)	1:A:104:ARG:HH11	2:B:84:GLN:O	6	1.67
(1,37)	1:A:104:ARG:HH11	2:B:84:GLN:OE1	6	1.67
(1,37)	1:A:104:ARG:HH11	2:B:97:THR:C	6	1.67
(1,37)	1:A:104:ARG:HH11	2:B:97:THR:CA	6	1.67
(1,37)	1:A:104:ARG:HH11	2:B:97:THR:CB	6	1.67
(1,37)	1:A:104:ARG:HH11	2:B:97:THR:CG2	6	1.67
(1,37)	1:A:104:ARG:HH11	2:B:97:THR:H	6	1.67
(1,37)	1:A:104:ARG:HH11	2:B:97:THR:HA	6	1.67
(1,37)	1:A:104:ARG:HH11	2:B:97:THR:HB	6	1.67
(1,37)	1:A:104:ARG:HH11	2:B:97:THR:HG1	6	1.67
(1,37)	1:A:104:ARG:HH11	2:B:97:THR:HG21	6	1.67
(1,37)	1:A:104:ARG:HH11	2:B:97:THR:HG22	6	1.67
(1,37)	1:A:104:ARG:HH11	2:B:97:THR:HG23	6	1.67
(1,37)	1:A:104:ARG:HH11	2:B:97:THR:N	6	1.67
(1,37)	1:A:104:ARG:HH11	2:B:97:THR:O	6	1.67
(1,37)	1:A:104:ARG:HH11	2:B:97:THR:OG1	6	1.67
(1,37)	1:A:104:ARG:HH11	2:B:99:HIS:C	6	1.67
(1,37)	1:A:104:ARG:HH11	2:B:99:HIS:CA	6	1.67

*Continued on next page...*

*Continued from previous page...*

Key	Atom-1	Atom-2	Model ID	Violation (Å)
(1,37)	1:A:104:ARG:HH11	2:B:99:HIS:CB	6	1.67
(1,37)	1:A:104:ARG:HH11	2:B:99:HIS:CD2	6	1.67
(1,37)	1:A:104:ARG:HH11	2:B:99:HIS:CE1	6	1.67
(1,37)	1:A:104:ARG:HH11	2:B:99:HIS:CG	6	1.67
(1,37)	1:A:104:ARG:HH11	2:B:99:HIS:H	6	1.67
(1,37)	1:A:104:ARG:HH11	2:B:99:HIS:HA	6	1.67
(1,37)	1:A:104:ARG:HH11	2:B:99:HIS:HB2	6	1.67
(1,37)	1:A:104:ARG:HH11	2:B:99:HIS:HB3	6	1.67
(1,37)	1:A:104:ARG:HH11	2:B:99:HIS:HD1	6	1.67
(1,37)	1:A:104:ARG:HH11	2:B:99:HIS:HD2	6	1.67
(1,37)	1:A:104:ARG:HH11	2:B:99:HIS:HE1	6	1.67
(1,37)	1:A:104:ARG:HH11	2:B:99:HIS:HE2	6	1.67
(1,37)	1:A:104:ARG:HH11	2:B:99:HIS:N	6	1.67
(1,37)	1:A:104:ARG:HH11	2:B:99:HIS:ND1	6	1.67
(1,37)	1:A:104:ARG:HH11	2:B:99:HIS:NE2	6	1.67
(1,37)	1:A:104:ARG:HH11	2:B:99:HIS:O	6	1.67
(1,37)	1:A:104:ARG:HH11	2:B:101:VAL:C	6	1.67
(1,37)	1:A:104:ARG:HH11	2:B:101:VAL:CA	6	1.67
(1,37)	1:A:104:ARG:HH11	2:B:101:VAL:CB	6	1.67
(1,37)	1:A:104:ARG:HH11	2:B:101:VAL:CG1	6	1.67
(1,37)	1:A:104:ARG:HH11	2:B:101:VAL:CG2	6	1.67
(1,37)	1:A:104:ARG:HH11	2:B:101:VAL:H	6	1.67
(1,37)	1:A:104:ARG:HH11	2:B:101:VAL:HA	6	1.67
(1,37)	1:A:104:ARG:HH11	2:B:101:VAL:HB	6	1.67
(1,37)	1:A:104:ARG:HH11	2:B:101:VAL:HG11	6	1.67
(1,37)	1:A:104:ARG:HH11	2:B:101:VAL:HG12	6	1.67
(1,37)	1:A:104:ARG:HH11	2:B:101:VAL:HG13	6	1.67
(1,37)	1:A:104:ARG:HH11	2:B:101:VAL:HG21	6	1.67
(1,37)	1:A:104:ARG:HH11	2:B:101:VAL:HG22	6	1.67
(1,37)	1:A:104:ARG:HH11	2:B:101:VAL:HG23	6	1.67
(1,37)	1:A:104:ARG:HH11	2:B:101:VAL:N	6	1.67
(1,37)	1:A:104:ARG:HH11	2:B:101:VAL:O	6	1.67
(1,37)	1:A:104:ARG:HH12	2:B:75:ILE:C	6	1.67
(1,37)	1:A:104:ARG:HH12	2:B:75:ILE:CA	6	1.67
(1,37)	1:A:104:ARG:HH12	2:B:75:ILE:CB	6	1.67
(1,37)	1:A:104:ARG:HH12	2:B:75:ILE:CD1	6	1.67
(1,37)	1:A:104:ARG:HH12	2:B:75:ILE:CG1	6	1.67
(1,37)	1:A:104:ARG:HH12	2:B:75:ILE:CG2	6	1.67
(1,37)	1:A:104:ARG:HH12	2:B:75:ILE:H	6	1.67
(1,37)	1:A:104:ARG:HH12	2:B:75:ILE:HA	6	1.67
(1,37)	1:A:104:ARG:HH12	2:B:75:ILE:HB	6	1.67
(1,37)	1:A:104:ARG:HH12	2:B:75:ILE:HD11	6	1.67

*Continued on next page...*



*Continued from previous page...*

Key	Atom-1	Atom-2	Model ID	Violation (Å)
(1,37)	1:A:104:ARG:HH12	2:B:75:ILE:HD12	6	1.67
(1,37)	1:A:104:ARG:HH12	2:B:75:ILE:HD13	6	1.67
(1,37)	1:A:104:ARG:HH12	2:B:75:ILE:HG12	6	1.67
(1,37)	1:A:104:ARG:HH12	2:B:75:ILE:HG13	6	1.67
(1,37)	1:A:104:ARG:HH12	2:B:75:ILE:HG21	6	1.67
(1,37)	1:A:104:ARG:HH12	2:B:75:ILE:HG22	6	1.67
(1,37)	1:A:104:ARG:HH12	2:B:75:ILE:HG23	6	1.67
(1,37)	1:A:104:ARG:HH12	2:B:75:ILE:N	6	1.67
(1,37)	1:A:104:ARG:HH12	2:B:75:ILE:O	6	1.67
(1,37)	1:A:104:ARG:HH12	2:B:77:ALA:C	6	1.67
(1,37)	1:A:104:ARG:HH12	2:B:77:ALA:CA	6	1.67
(1,37)	1:A:104:ARG:HH12	2:B:77:ALA:CB	6	1.67
(1,37)	1:A:104:ARG:HH12	2:B:77:ALA:H	6	1.67
(1,37)	1:A:104:ARG:HH12	2:B:77:ALA:HA	6	1.67
(1,37)	1:A:104:ARG:HH12	2:B:77:ALA:HB1	6	1.67
(1,37)	1:A:104:ARG:HH12	2:B:77:ALA:HB2	6	1.67
(1,37)	1:A:104:ARG:HH12	2:B:77:ALA:HB3	6	1.67
(1,37)	1:A:104:ARG:HH12	2:B:77:ALA:N	6	1.67
(1,37)	1:A:104:ARG:HH12	2:B:77:ALA:O	6	1.67
(1,37)	1:A:104:ARG:HH12	2:B:78:GLY:C	6	1.67
(1,37)	1:A:104:ARG:HH12	2:B:78:GLY:CA	6	1.67
(1,37)	1:A:104:ARG:HH12	2:B:78:GLY:H	6	1.67
(1,37)	1:A:104:ARG:HH12	2:B:78:GLY:HA2	6	1.67
(1,37)	1:A:104:ARG:HH12	2:B:78:GLY:HA3	6	1.67
(1,37)	1:A:104:ARG:HH12	2:B:78:GLY:N	6	1.67
(1,37)	1:A:104:ARG:HH12	2:B:78:GLY:O	6	1.67
(1,37)	1:A:104:ARG:HH12	2:B:79:LYS:C	6	1.67
(1,37)	1:A:104:ARG:HH12	2:B:79:LYS:CA	6	1.67
(1,37)	1:A:104:ARG:HH12	2:B:79:LYS:CB	6	1.67
(1,37)	1:A:104:ARG:HH12	2:B:79:LYS:CD	6	1.67
(1,37)	1:A:104:ARG:HH12	2:B:79:LYS:CE	6	1.67
(1,37)	1:A:104:ARG:HH12	2:B:79:LYS:CG	6	1.67
(1,37)	1:A:104:ARG:HH12	2:B:79:LYS:H	6	1.67
(1,37)	1:A:104:ARG:HH12	2:B:79:LYS:HA	6	1.67
(1,37)	1:A:104:ARG:HH12	2:B:79:LYS:HB2	6	1.67
(1,37)	1:A:104:ARG:HH12	2:B:79:LYS:HB3	6	1.67
(1,37)	1:A:104:ARG:HH12	2:B:79:LYS:HD2	6	1.67
(1,37)	1:A:104:ARG:HH12	2:B:79:LYS:HD3	6	1.67
(1,37)	1:A:104:ARG:HH12	2:B:79:LYS:HE2	6	1.67
(1,37)	1:A:104:ARG:HH12	2:B:79:LYS:HE3	6	1.67
(1,37)	1:A:104:ARG:HH12	2:B:79:LYS:HG2	6	1.67
(1,37)	1:A:104:ARG:HH12	2:B:79:LYS:HG3	6	1.67

*Continued on next page...*

*Continued from previous page...*

Key	Atom-1	Atom-2	Model ID	Violation (Å)
(1,37)	1:A:104:ARG:HH12	2:B:79:LYS:HZ1	6	1.67
(1,37)	1:A:104:ARG:HH12	2:B:79:LYS:HZ2	6	1.67
(1,37)	1:A:104:ARG:HH12	2:B:79:LYS:HZ3	6	1.67
(1,37)	1:A:104:ARG:HH12	2:B:79:LYS:N	6	1.67
(1,37)	1:A:104:ARG:HH12	2:B:79:LYS:NZ	6	1.67
(1,37)	1:A:104:ARG:HH12	2:B:79:LYS:O	6	1.67
(1,37)	1:A:104:ARG:HH12	2:B:80:ILE:C	6	1.67
(1,37)	1:A:104:ARG:HH12	2:B:80:ILE:CA	6	1.67
(1,37)	1:A:104:ARG:HH12	2:B:80:ILE:CB	6	1.67
(1,37)	1:A:104:ARG:HH12	2:B:80:ILE:CD1	6	1.67
(1,37)	1:A:104:ARG:HH12	2:B:80:ILE:CG1	6	1.67
(1,37)	1:A:104:ARG:HH12	2:B:80:ILE:CG2	6	1.67
(1,37)	1:A:104:ARG:HH12	2:B:80:ILE:H	6	1.67
(1,37)	1:A:104:ARG:HH12	2:B:80:ILE:HA	6	1.67
(1,37)	1:A:104:ARG:HH12	2:B:80:ILE:HB	6	1.67
(1,37)	1:A:104:ARG:HH12	2:B:80:ILE:HD11	6	1.67
(1,37)	1:A:104:ARG:HH12	2:B:80:ILE:HD12	6	1.67
(1,37)	1:A:104:ARG:HH12	2:B:80:ILE:HD13	6	1.67
(1,37)	1:A:104:ARG:HH12	2:B:80:ILE:HG12	6	1.67
(1,37)	1:A:104:ARG:HH12	2:B:80:ILE:HG13	6	1.67
(1,37)	1:A:104:ARG:HH12	2:B:80:ILE:HG21	6	1.67
(1,37)	1:A:104:ARG:HH12	2:B:80:ILE:HG22	6	1.67
(1,37)	1:A:104:ARG:HH12	2:B:80:ILE:HG23	6	1.67
(1,37)	1:A:104:ARG:HH12	2:B:80:ILE:N	6	1.67
(1,37)	1:A:104:ARG:HH12	2:B:80:ILE:O	6	1.67
(1,37)	1:A:104:ARG:HH12	2:B:84:GLN:C	6	1.67
(1,37)	1:A:104:ARG:HH12	2:B:84:GLN:CA	6	1.67
(1,37)	1:A:104:ARG:HH12	2:B:84:GLN:CB	6	1.67
(1,37)	1:A:104:ARG:HH12	2:B:84:GLN:CD	6	1.67
(1,37)	1:A:104:ARG:HH12	2:B:84:GLN:CG	6	1.67
(1,37)	1:A:104:ARG:HH12	2:B:84:GLN:H	6	1.67
(1,37)	1:A:104:ARG:HH12	2:B:84:GLN:HA	6	1.67
(1,37)	1:A:104:ARG:HH12	2:B:84:GLN:HB2	6	1.67
(1,37)	1:A:104:ARG:HH12	2:B:84:GLN:HB3	6	1.67
(1,37)	1:A:104:ARG:HH12	2:B:84:GLN:HE21	6	1.67
(1,37)	1:A:104:ARG:HH12	2:B:84:GLN:HE22	6	1.67
(1,37)	1:A:104:ARG:HH12	2:B:84:GLN:HG2	6	1.67
(1,37)	1:A:104:ARG:HH12	2:B:84:GLN:HG3	6	1.67
(1,37)	1:A:104:ARG:HH12	2:B:84:GLN:N	6	1.67
(1,37)	1:A:104:ARG:HH12	2:B:84:GLN:NE2	6	1.67
(1,37)	1:A:104:ARG:HH12	2:B:84:GLN:O	6	1.67
(1,37)	1:A:104:ARG:HH12	2:B:84:GLN:OE1	6	1.67

*Continued on next page...*

*Continued from previous page...*

Key	Atom-1	Atom-2	Model ID	Violation (Å)
(1,37)	1:A:104:ARG:HH12	2:B:97:THR:C	6	1.67
(1,37)	1:A:104:ARG:HH12	2:B:97:THR:CA	6	1.67
(1,37)	1:A:104:ARG:HH12	2:B:97:THR:CB	6	1.67
(1,37)	1:A:104:ARG:HH12	2:B:97:THR:CG2	6	1.67
(1,37)	1:A:104:ARG:HH12	2:B:97:THR:H	6	1.67
(1,37)	1:A:104:ARG:HH12	2:B:97:THR:HA	6	1.67
(1,37)	1:A:104:ARG:HH12	2:B:97:THR:HB	6	1.67
(1,37)	1:A:104:ARG:HH12	2:B:97:THR:HG1	6	1.67
(1,37)	1:A:104:ARG:HH12	2:B:97:THR:HG21	6	1.67
(1,37)	1:A:104:ARG:HH12	2:B:97:THR:HG22	6	1.67
(1,37)	1:A:104:ARG:HH12	2:B:97:THR:HG23	6	1.67
(1,37)	1:A:104:ARG:HH12	2:B:97:THR:N	6	1.67
(1,37)	1:A:104:ARG:HH12	2:B:97:THR:O	6	1.67
(1,37)	1:A:104:ARG:HH12	2:B:97:THR:OG1	6	1.67
(1,37)	1:A:104:ARG:HH12	2:B:99:HIS:C	6	1.67
(1,37)	1:A:104:ARG:HH12	2:B:99:HIS:CA	6	1.67
(1,37)	1:A:104:ARG:HH12	2:B:99:HIS:CB	6	1.67
(1,37)	1:A:104:ARG:HH12	2:B:99:HIS:CD2	6	1.67
(1,37)	1:A:104:ARG:HH12	2:B:99:HIS:CE1	6	1.67
(1,37)	1:A:104:ARG:HH12	2:B:99:HIS:CG	6	1.67
(1,37)	1:A:104:ARG:HH12	2:B:99:HIS:H	6	1.67
(1,37)	1:A:104:ARG:HH12	2:B:99:HIS:HA	6	1.67
(1,37)	1:A:104:ARG:HH12	2:B:99:HIS:HB2	6	1.67
(1,37)	1:A:104:ARG:HH12	2:B:99:HIS:HB3	6	1.67
(1,37)	1:A:104:ARG:HH12	2:B:99:HIS:HD1	6	1.67
(1,37)	1:A:104:ARG:HH12	2:B:99:HIS:HD2	6	1.67
(1,37)	1:A:104:ARG:HH12	2:B:99:HIS:HE1	6	1.67
(1,37)	1:A:104:ARG:HH12	2:B:99:HIS:HE2	6	1.67
(1,37)	1:A:104:ARG:HH12	2:B:99:HIS:N	6	1.67
(1,37)	1:A:104:ARG:HH12	2:B:99:HIS:ND1	6	1.67
(1,37)	1:A:104:ARG:HH12	2:B:99:HIS:NE2	6	1.67
(1,37)	1:A:104:ARG:HH12	2:B:99:HIS:O	6	1.67
(1,37)	1:A:104:ARG:HH12	2:B:101:VAL:C	6	1.67
(1,37)	1:A:104:ARG:HH12	2:B:101:VAL:CA	6	1.67
(1,37)	1:A:104:ARG:HH12	2:B:101:VAL:CB	6	1.67
(1,37)	1:A:104:ARG:HH12	2:B:101:VAL:CG1	6	1.67
(1,37)	1:A:104:ARG:HH12	2:B:101:VAL:CG2	6	1.67
(1,37)	1:A:104:ARG:HH12	2:B:101:VAL:H	6	1.67
(1,37)	1:A:104:ARG:HH12	2:B:101:VAL:HA	6	1.67
(1,37)	1:A:104:ARG:HH12	2:B:101:VAL:HB	6	1.67
(1,37)	1:A:104:ARG:HH12	2:B:101:VAL:HG11	6	1.67
(1,37)	1:A:104:ARG:HH12	2:B:101:VAL:HG12	6	1.67

*Continued on next page...*

*Continued from previous page...*

Key	Atom-1	Atom-2	Model ID	Violation (Å)
(1,37)	1:A:104:ARG:HH12	2:B:101:VAL:HG13	6	1.67
(1,37)	1:A:104:ARG:HH12	2:B:101:VAL:HG21	6	1.67
(1,37)	1:A:104:ARG:HH12	2:B:101:VAL:HG22	6	1.67
(1,37)	1:A:104:ARG:HH12	2:B:101:VAL:HG23	6	1.67
(1,37)	1:A:104:ARG:HH12	2:B:101:VAL:N	6	1.67
(1,37)	1:A:104:ARG:HH12	2:B:101:VAL:O	6	1.67
(1,37)	1:A:104:ARG:HH21	2:B:75:ILE:C	6	1.67
(1,37)	1:A:104:ARG:HH21	2:B:75:ILE:CA	6	1.67
(1,37)	1:A:104:ARG:HH21	2:B:75:ILE:CB	6	1.67
(1,37)	1:A:104:ARG:HH21	2:B:75:ILE:CD1	6	1.67
(1,37)	1:A:104:ARG:HH21	2:B:75:ILE:CG1	6	1.67
(1,37)	1:A:104:ARG:HH21	2:B:75:ILE:CG2	6	1.67
(1,37)	1:A:104:ARG:HH21	2:B:75:ILE:H	6	1.67
(1,37)	1:A:104:ARG:HH21	2:B:75:ILE:HA	6	1.67
(1,37)	1:A:104:ARG:HH21	2:B:75:ILE:HB	6	1.67
(1,37)	1:A:104:ARG:HH21	2:B:75:ILE:HD11	6	1.67
(1,37)	1:A:104:ARG:HH21	2:B:75:ILE:HD12	6	1.67
(1,37)	1:A:104:ARG:HH21	2:B:75:ILE:HD13	6	1.67
(1,37)	1:A:104:ARG:HH21	2:B:75:ILE:HG12	6	1.67
(1,37)	1:A:104:ARG:HH21	2:B:75:ILE:HG13	6	1.67
(1,37)	1:A:104:ARG:HH21	2:B:75:ILE:HG21	6	1.67
(1,37)	1:A:104:ARG:HH21	2:B:75:ILE:HG22	6	1.67
(1,37)	1:A:104:ARG:HH21	2:B:75:ILE:HG23	6	1.67
(1,37)	1:A:104:ARG:HH21	2:B:75:ILE:N	6	1.67
(1,37)	1:A:104:ARG:HH21	2:B:75:ILE:O	6	1.67
(1,37)	1:A:104:ARG:HH21	2:B:77:ALA:C	6	1.67
(1,37)	1:A:104:ARG:HH21	2:B:77:ALA:CA	6	1.67
(1,37)	1:A:104:ARG:HH21	2:B:77:ALA:CB	6	1.67
(1,37)	1:A:104:ARG:HH21	2:B:77:ALA:H	6	1.67
(1,37)	1:A:104:ARG:HH21	2:B:77:ALA:HA	6	1.67
(1,37)	1:A:104:ARG:HH21	2:B:77:ALA:HB1	6	1.67
(1,37)	1:A:104:ARG:HH21	2:B:77:ALA:HB2	6	1.67
(1,37)	1:A:104:ARG:HH21	2:B:77:ALA:HB3	6	1.67
(1,37)	1:A:104:ARG:HH21	2:B:77:ALA:N	6	1.67
(1,37)	1:A:104:ARG:HH21	2:B:77:ALA:O	6	1.67
(1,37)	1:A:104:ARG:HH21	2:B:78:GLY:C	6	1.67
(1,37)	1:A:104:ARG:HH21	2:B:78:GLY:CA	6	1.67
(1,37)	1:A:104:ARG:HH21	2:B:78:GLY:H	6	1.67
(1,37)	1:A:104:ARG:HH21	2:B:78:GLY:HA2	6	1.67
(1,37)	1:A:104:ARG:HH21	2:B:78:GLY:HA3	6	1.67
(1,37)	1:A:104:ARG:HH21	2:B:78:GLY:N	6	1.67
(1,37)	1:A:104:ARG:HH21	2:B:78:GLY:O	6	1.67

*Continued on next page...*

*Continued from previous page...*

Key	Atom-1	Atom-2	Model ID	Violation (Å)
(1,37)	1:A:104:ARG:HH21	2:B:79:LYS:C	6	1.67
(1,37)	1:A:104:ARG:HH21	2:B:79:LYS:CA	6	1.67
(1,37)	1:A:104:ARG:HH21	2:B:79:LYS:CB	6	1.67
(1,37)	1:A:104:ARG:HH21	2:B:79:LYS:CD	6	1.67
(1,37)	1:A:104:ARG:HH21	2:B:79:LYS:CE	6	1.67
(1,37)	1:A:104:ARG:HH21	2:B:79:LYS:CG	6	1.67
(1,37)	1:A:104:ARG:HH21	2:B:79:LYS:H	6	1.67
(1,37)	1:A:104:ARG:HH21	2:B:79:LYS:HA	6	1.67
(1,37)	1:A:104:ARG:HH21	2:B:79:LYS:HB2	6	1.67
(1,37)	1:A:104:ARG:HH21	2:B:79:LYS:HB3	6	1.67
(1,37)	1:A:104:ARG:HH21	2:B:79:LYS:HD2	6	1.67
(1,37)	1:A:104:ARG:HH21	2:B:79:LYS:HD3	6	1.67
(1,37)	1:A:104:ARG:HH21	2:B:79:LYS:HE2	6	1.67
(1,37)	1:A:104:ARG:HH21	2:B:79:LYS:HE3	6	1.67
(1,37)	1:A:104:ARG:HH21	2:B:79:LYS:HG2	6	1.67
(1,37)	1:A:104:ARG:HH21	2:B:79:LYS:HG3	6	1.67
(1,37)	1:A:104:ARG:HH21	2:B:79:LYS:HZ1	6	1.67
(1,37)	1:A:104:ARG:HH21	2:B:79:LYS:HZ2	6	1.67
(1,37)	1:A:104:ARG:HH21	2:B:79:LYS:HZ3	6	1.67
(1,37)	1:A:104:ARG:HH21	2:B:79:LYS:N	6	1.67
(1,37)	1:A:104:ARG:HH21	2:B:79:LYS:NZ	6	1.67
(1,37)	1:A:104:ARG:HH21	2:B:79:LYS:O	6	1.67
(1,37)	1:A:104:ARG:HH21	2:B:80:ILE:C	6	1.67
(1,37)	1:A:104:ARG:HH21	2:B:80:ILE:CA	6	1.67
(1,37)	1:A:104:ARG:HH21	2:B:80:ILE:CB	6	1.67
(1,37)	1:A:104:ARG:HH21	2:B:80:ILE:CD1	6	1.67
(1,37)	1:A:104:ARG:HH21	2:B:80:ILE:CG1	6	1.67
(1,37)	1:A:104:ARG:HH21	2:B:80:ILE:CG2	6	1.67
(1,37)	1:A:104:ARG:HH21	2:B:80:ILE:H	6	1.67
(1,37)	1:A:104:ARG:HH21	2:B:80:ILE:HA	6	1.67
(1,37)	1:A:104:ARG:HH21	2:B:80:ILE:HB	6	1.67
(1,37)	1:A:104:ARG:HH21	2:B:80:ILE:HD11	6	1.67
(1,37)	1:A:104:ARG:HH21	2:B:80:ILE:HD12	6	1.67
(1,37)	1:A:104:ARG:HH21	2:B:80:ILE:HD13	6	1.67
(1,37)	1:A:104:ARG:HH21	2:B:80:ILE:HG12	6	1.67
(1,37)	1:A:104:ARG:HH21	2:B:80:ILE:HG13	6	1.67
(1,37)	1:A:104:ARG:HH21	2:B:80:ILE:HG21	6	1.67
(1,37)	1:A:104:ARG:HH21	2:B:80:ILE:HG22	6	1.67
(1,37)	1:A:104:ARG:HH21	2:B:80:ILE:HG23	6	1.67
(1,37)	1:A:104:ARG:HH21	2:B:80:ILE:N	6	1.67
(1,37)	1:A:104:ARG:HH21	2:B:80:ILE:O	6	1.67
(1,37)	1:A:104:ARG:HH21	2:B:84:GLN:C	6	1.67

*Continued on next page...*

Continued from previous page...

Key	Atom-1	Atom-2	Model ID	Violation (Å)
(1,37)	1:A:104:ARG:HH21	2:B:84:GLN:CA	6	1.67
(1,37)	1:A:104:ARG:HH21	2:B:84:GLN:CB	6	1.67
(1,37)	1:A:104:ARG:HH21	2:B:84:GLN:CD	6	1.67
(1,37)	1:A:104:ARG:HH21	2:B:84:GLN:CG	6	1.67
(1,37)	1:A:104:ARG:HH21	2:B:84:GLN:H	6	1.67
(1,37)	1:A:104:ARG:HH21	2:B:84:GLN:HA	6	1.67
(1,37)	1:A:104:ARG:HH21	2:B:84:GLN:HB2	6	1.67
(1,37)	1:A:104:ARG:HH21	2:B:84:GLN:HB3	6	1.67
(1,37)	1:A:104:ARG:HH21	2:B:84:GLN:HE21	6	1.67
(1,37)	1:A:104:ARG:HH21	2:B:84:GLN:HE22	6	1.67
(1,37)	1:A:104:ARG:HH21	2:B:84:GLN:HG2	6	1.67
(1,37)	1:A:104:ARG:HH21	2:B:84:GLN:HG3	6	1.67
(1,37)	1:A:104:ARG:HH21	2:B:84:GLN:N	6	1.67
(1,37)	1:A:104:ARG:HH21	2:B:84:GLN:NE2	6	1.67
(1,37)	1:A:104:ARG:HH21	2:B:84:GLN:O	6	1.67
(1,37)	1:A:104:ARG:HH21	2:B:84:GLN:OE1	6	1.67
(1,37)	1:A:104:ARG:HH21	2:B:97:THR:C	6	1.67
(1,37)	1:A:104:ARG:HH21	2:B:97:THR:CA	6	1.67
(1,37)	1:A:104:ARG:HH21	2:B:97:THR:CB	6	1.67
(1,37)	1:A:104:ARG:HH21	2:B:97:THR:CG2	6	1.67
(1,37)	1:A:104:ARG:HH21	2:B:97:THR:H	6	1.67
(1,37)	1:A:104:ARG:HH21	2:B:97:THR:HA	6	1.67
(1,37)	1:A:104:ARG:HH21	2:B:97:THR:HB	6	1.67
(1,37)	1:A:104:ARG:HH21	2:B:97:THR:HG1	6	1.67
(1,37)	1:A:104:ARG:HH21	2:B:97:THR:HG21	6	1.67
(1,37)	1:A:104:ARG:HH21	2:B:97:THR:HG22	6	1.67
(1,37)	1:A:104:ARG:HH21	2:B:97:THR:HG23	6	1.67
(1,37)	1:A:104:ARG:HH21	2:B:97:THR:N	6	1.67
(1,37)	1:A:104:ARG:HH21	2:B:97:THR:O	6	1.67
(1,37)	1:A:104:ARG:HH21	2:B:97:THR:OG1	6	1.67
(1,37)	1:A:104:ARG:HH21	2:B:99:HIS:C	6	1.67
(1,37)	1:A:104:ARG:HH21	2:B:99:HIS:CA	6	1.67
(1,37)	1:A:104:ARG:HH21	2:B:99:HIS:CB	6	1.67
(1,37)	1:A:104:ARG:HH21	2:B:99:HIS:CD2	6	1.67
(1,37)	1:A:104:ARG:HH21	2:B:99:HIS:CE1	6	1.67
(1,37)	1:A:104:ARG:HH21	2:B:99:HIS:CG	6	1.67
(1,37)	1:A:104:ARG:HH21	2:B:99:HIS:H	6	1.67
(1,37)	1:A:104:ARG:HH21	2:B:99:HIS:HA	6	1.67
(1,37)	1:A:104:ARG:HH21	2:B:99:HIS:HB2	6	1.67
(1,37)	1:A:104:ARG:HH21	2:B:99:HIS:HB3	6	1.67
(1,37)	1:A:104:ARG:HH21	2:B:99:HIS:HD1	6	1.67
(1,37)	1:A:104:ARG:HH21	2:B:99:HIS:HD2	6	1.67

Continued on next page...

*Continued from previous page...*

Key	Atom-1	Atom-2	Model ID	Violation (Å)
(1,37)	1:A:104:ARG:HH21	2:B:99:HIS:HE1	6	1.67
(1,37)	1:A:104:ARG:HH21	2:B:99:HIS:HE2	6	1.67
(1,37)	1:A:104:ARG:HH21	2:B:99:HIS:N	6	1.67
(1,37)	1:A:104:ARG:HH21	2:B:99:HIS:ND1	6	1.67
(1,37)	1:A:104:ARG:HH21	2:B:99:HIS:NE2	6	1.67
(1,37)	1:A:104:ARG:HH21	2:B:99:HIS:O	6	1.67
(1,37)	1:A:104:ARG:HH21	2:B:101:VAL:C	6	1.67
(1,37)	1:A:104:ARG:HH21	2:B:101:VAL:CA	6	1.67
(1,37)	1:A:104:ARG:HH21	2:B:101:VAL:CB	6	1.67
(1,37)	1:A:104:ARG:HH21	2:B:101:VAL:CG1	6	1.67
(1,37)	1:A:104:ARG:HH21	2:B:101:VAL:CG2	6	1.67
(1,37)	1:A:104:ARG:HH21	2:B:101:VAL:H	6	1.67
(1,37)	1:A:104:ARG:HH21	2:B:101:VAL:HA	6	1.67
(1,37)	1:A:104:ARG:HH21	2:B:101:VAL:HB	6	1.67
(1,37)	1:A:104:ARG:HH21	2:B:101:VAL:HG11	6	1.67
(1,37)	1:A:104:ARG:HH21	2:B:101:VAL:HG12	6	1.67
(1,37)	1:A:104:ARG:HH21	2:B:101:VAL:HG13	6	1.67
(1,37)	1:A:104:ARG:HH21	2:B:101:VAL:HG21	6	1.67
(1,37)	1:A:104:ARG:HH21	2:B:101:VAL:HG22	6	1.67
(1,37)	1:A:104:ARG:HH21	2:B:101:VAL:HG23	6	1.67
(1,37)	1:A:104:ARG:HH21	2:B:101:VAL:N	6	1.67
(1,37)	1:A:104:ARG:HH21	2:B:101:VAL:O	6	1.67
(1,37)	1:A:104:ARG:HH22	2:B:75:ILE:C	6	1.67
(1,37)	1:A:104:ARG:HH22	2:B:75:ILE:CA	6	1.67
(1,37)	1:A:104:ARG:HH22	2:B:75:ILE:CB	6	1.67
(1,37)	1:A:104:ARG:HH22	2:B:75:ILE:CD1	6	1.67
(1,37)	1:A:104:ARG:HH22	2:B:75:ILE:CG1	6	1.67
(1,37)	1:A:104:ARG:HH22	2:B:75:ILE:CG2	6	1.67
(1,37)	1:A:104:ARG:HH22	2:B:75:ILE:H	6	1.67
(1,37)	1:A:104:ARG:HH22	2:B:75:ILE:HA	6	1.67
(1,37)	1:A:104:ARG:HH22	2:B:75:ILE:HB	6	1.67
(1,37)	1:A:104:ARG:HH22	2:B:75:ILE:HD11	6	1.67
(1,37)	1:A:104:ARG:HH22	2:B:75:ILE:HD12	6	1.67
(1,37)	1:A:104:ARG:HH22	2:B:75:ILE:HD13	6	1.67
(1,37)	1:A:104:ARG:HH22	2:B:75:ILE:HG12	6	1.67
(1,37)	1:A:104:ARG:HH22	2:B:75:ILE:HG13	6	1.67
(1,37)	1:A:104:ARG:HH22	2:B:75:ILE:HG21	6	1.67
(1,37)	1:A:104:ARG:HH22	2:B:75:ILE:HG22	6	1.67
(1,37)	1:A:104:ARG:HH22	2:B:75:ILE:HG23	6	1.67
(1,37)	1:A:104:ARG:HH22	2:B:75:ILE:N	6	1.67
(1,37)	1:A:104:ARG:HH22	2:B:75:ILE:O	6	1.67
(1,37)	1:A:104:ARG:HH22	2:B:77:ALA:C	6	1.67

*Continued on next page...*

Continued from previous page...

Key	Atom-1	Atom-2	Model ID	Violation (Å)
(1,37)	1:A:104:ARG:HH22	2:B:77:ALA:CA	6	1.67
(1,37)	1:A:104:ARG:HH22	2:B:77:ALA:CB	6	1.67
(1,37)	1:A:104:ARG:HH22	2:B:77:ALA:H	6	1.67
(1,37)	1:A:104:ARG:HH22	2:B:77:ALA:HA	6	1.67
(1,37)	1:A:104:ARG:HH22	2:B:77:ALA:HB1	6	1.67
(1,37)	1:A:104:ARG:HH22	2:B:77:ALA:HB2	6	1.67
(1,37)	1:A:104:ARG:HH22	2:B:77:ALA:HB3	6	1.67
(1,37)	1:A:104:ARG:HH22	2:B:77:ALA:N	6	1.67
(1,37)	1:A:104:ARG:HH22	2:B:77:ALA:O	6	1.67
(1,37)	1:A:104:ARG:HH22	2:B:78:GLY:C	6	1.67
(1,37)	1:A:104:ARG:HH22	2:B:78:GLY:CA	6	1.67
(1,37)	1:A:104:ARG:HH22	2:B:78:GLY:H	6	1.67
(1,37)	1:A:104:ARG:HH22	2:B:78:GLY:HA2	6	1.67
(1,37)	1:A:104:ARG:HH22	2:B:78:GLY:HA3	6	1.67
(1,37)	1:A:104:ARG:HH22	2:B:78:GLY:N	6	1.67
(1,37)	1:A:104:ARG:HH22	2:B:78:GLY:O	6	1.67
(1,37)	1:A:104:ARG:HH22	2:B:79:LYS:C	6	1.67
(1,37)	1:A:104:ARG:HH22	2:B:79:LYS:CA	6	1.67
(1,37)	1:A:104:ARG:HH22	2:B:79:LYS:CB	6	1.67
(1,37)	1:A:104:ARG:HH22	2:B:79:LYS:CD	6	1.67
(1,37)	1:A:104:ARG:HH22	2:B:79:LYS:CE	6	1.67
(1,37)	1:A:104:ARG:HH22	2:B:79:LYS:CG	6	1.67
(1,37)	1:A:104:ARG:HH22	2:B:79:LYS:H	6	1.67
(1,37)	1:A:104:ARG:HH22	2:B:79:LYS:HA	6	1.67
(1,37)	1:A:104:ARG:HH22	2:B:79:LYS:HB2	6	1.67
(1,37)	1:A:104:ARG:HH22	2:B:79:LYS:HB3	6	1.67
(1,37)	1:A:104:ARG:HH22	2:B:79:LYS:HD2	6	1.67
(1,37)	1:A:104:ARG:HH22	2:B:79:LYS:HD3	6	1.67
(1,37)	1:A:104:ARG:HH22	2:B:79:LYS:HE2	6	1.67
(1,37)	1:A:104:ARG:HH22	2:B:79:LYS:HE3	6	1.67
(1,37)	1:A:104:ARG:HH22	2:B:79:LYS:HG2	6	1.67
(1,37)	1:A:104:ARG:HH22	2:B:79:LYS:HG3	6	1.67
(1,37)	1:A:104:ARG:HH22	2:B:79:LYS:HZ1	6	1.67
(1,37)	1:A:104:ARG:HH22	2:B:79:LYS:HZ2	6	1.67
(1,37)	1:A:104:ARG:HH22	2:B:79:LYS:HZ3	6	1.67
(1,37)	1:A:104:ARG:HH22	2:B:79:LYS:N	6	1.67
(1,37)	1:A:104:ARG:HH22	2:B:79:LYS:NZ	6	1.67
(1,37)	1:A:104:ARG:HH22	2:B:79:LYS:O	6	1.67
(1,37)	1:A:104:ARG:HH22	2:B:80:ILE:C	6	1.67
(1,37)	1:A:104:ARG:HH22	2:B:80:ILE:CA	6	1.67
(1,37)	1:A:104:ARG:HH22	2:B:80:ILE:CB	6	1.67
(1,37)	1:A:104:ARG:HH22	2:B:80:ILE:CD1	6	1.67

Continued on next page...



*Continued from previous page...*

Key	Atom-1	Atom-2	Model ID	Violation (Å)
(1,37)	1:A:104:ARG:HH22	2:B:80:ILE:CG1	6	1.67
(1,37)	1:A:104:ARG:HH22	2:B:80:ILE:CG2	6	1.67
(1,37)	1:A:104:ARG:HH22	2:B:80:ILE:H	6	1.67
(1,37)	1:A:104:ARG:HH22	2:B:80:ILE:HA	6	1.67
(1,37)	1:A:104:ARG:HH22	2:B:80:ILE:HB	6	1.67
(1,37)	1:A:104:ARG:HH22	2:B:80:ILE:HD11	6	1.67
(1,37)	1:A:104:ARG:HH22	2:B:80:ILE:HD12	6	1.67
(1,37)	1:A:104:ARG:HH22	2:B:80:ILE:HD13	6	1.67
(1,37)	1:A:104:ARG:HH22	2:B:80:ILE:HG12	6	1.67
(1,37)	1:A:104:ARG:HH22	2:B:80:ILE:HG13	6	1.67
(1,37)	1:A:104:ARG:HH22	2:B:80:ILE:HG21	6	1.67
(1,37)	1:A:104:ARG:HH22	2:B:80:ILE:HG22	6	1.67
(1,37)	1:A:104:ARG:HH22	2:B:80:ILE:HG23	6	1.67
(1,37)	1:A:104:ARG:HH22	2:B:80:ILE:N	6	1.67
(1,37)	1:A:104:ARG:HH22	2:B:80:ILE:O	6	1.67
(1,37)	1:A:104:ARG:HH22	2:B:84:GLN:C	6	1.67
(1,37)	1:A:104:ARG:HH22	2:B:84:GLN:CA	6	1.67
(1,37)	1:A:104:ARG:HH22	2:B:84:GLN:CB	6	1.67
(1,37)	1:A:104:ARG:HH22	2:B:84:GLN:CD	6	1.67
(1,37)	1:A:104:ARG:HH22	2:B:84:GLN:CG	6	1.67
(1,37)	1:A:104:ARG:HH22	2:B:84:GLN:H	6	1.67
(1,37)	1:A:104:ARG:HH22	2:B:84:GLN:HA	6	1.67
(1,37)	1:A:104:ARG:HH22	2:B:84:GLN:HB2	6	1.67
(1,37)	1:A:104:ARG:HH22	2:B:84:GLN:HB3	6	1.67
(1,37)	1:A:104:ARG:HH22	2:B:84:GLN:HE21	6	1.67
(1,37)	1:A:104:ARG:HH22	2:B:84:GLN:HE22	6	1.67
(1,37)	1:A:104:ARG:HH22	2:B:84:GLN:HG2	6	1.67
(1,37)	1:A:104:ARG:HH22	2:B:84:GLN:HG3	6	1.67
(1,37)	1:A:104:ARG:HH22	2:B:84:GLN:N	6	1.67
(1,37)	1:A:104:ARG:HH22	2:B:84:GLN:NE2	6	1.67
(1,37)	1:A:104:ARG:HH22	2:B:84:GLN:O	6	1.67
(1,37)	1:A:104:ARG:HH22	2:B:84:GLN:OE1	6	1.67
(1,37)	1:A:104:ARG:HH22	2:B:97:THR:C	6	1.67
(1,37)	1:A:104:ARG:HH22	2:B:97:THR:CA	6	1.67
(1,37)	1:A:104:ARG:HH22	2:B:97:THR:CB	6	1.67
(1,37)	1:A:104:ARG:HH22	2:B:97:THR:CG2	6	1.67
(1,37)	1:A:104:ARG:HH22	2:B:97:THR:H	6	1.67
(1,37)	1:A:104:ARG:HH22	2:B:97:THR:HA	6	1.67
(1,37)	1:A:104:ARG:HH22	2:B:97:THR:HB	6	1.67
(1,37)	1:A:104:ARG:HH22	2:B:97:THR:HG1	6	1.67
(1,37)	1:A:104:ARG:HH22	2:B:97:THR:HG21	6	1.67
(1,37)	1:A:104:ARG:HH22	2:B:97:THR:HG22	6	1.67

*Continued on next page...*

*Continued from previous page...*

Key	Atom-1	Atom-2	Model ID	Violation (Å)
(1,37)	1:A:104:ARG:HH22	2:B:97:THR:HG23	6	1.67
(1,37)	1:A:104:ARG:HH22	2:B:97:THR:N	6	1.67
(1,37)	1:A:104:ARG:HH22	2:B:97:THR:O	6	1.67
(1,37)	1:A:104:ARG:HH22	2:B:97:THR:OG1	6	1.67
(1,37)	1:A:104:ARG:HH22	2:B:99:HIS:C	6	1.67
(1,37)	1:A:104:ARG:HH22	2:B:99:HIS:CA	6	1.67
(1,37)	1:A:104:ARG:HH22	2:B:99:HIS:CB	6	1.67
(1,37)	1:A:104:ARG:HH22	2:B:99:HIS:CD2	6	1.67
(1,37)	1:A:104:ARG:HH22	2:B:99:HIS:CE1	6	1.67
(1,37)	1:A:104:ARG:HH22	2:B:99:HIS:CG	6	1.67
(1,37)	1:A:104:ARG:HH22	2:B:99:HIS:H	6	1.67
(1,37)	1:A:104:ARG:HH22	2:B:99:HIS:HA	6	1.67
(1,37)	1:A:104:ARG:HH22	2:B:99:HIS:HB2	6	1.67
(1,37)	1:A:104:ARG:HH22	2:B:99:HIS:HB3	6	1.67
(1,37)	1:A:104:ARG:HH22	2:B:99:HIS:HD1	6	1.67
(1,37)	1:A:104:ARG:HH22	2:B:99:HIS:HD2	6	1.67
(1,37)	1:A:104:ARG:HH22	2:B:99:HIS:HE1	6	1.67
(1,37)	1:A:104:ARG:HH22	2:B:99:HIS:HE2	6	1.67
(1,37)	1:A:104:ARG:HH22	2:B:99:HIS:N	6	1.67
(1,37)	1:A:104:ARG:HH22	2:B:99:HIS:ND1	6	1.67
(1,37)	1:A:104:ARG:HH22	2:B:99:HIS:NE2	6	1.67
(1,37)	1:A:104:ARG:HH22	2:B:99:HIS:O	6	1.67
(1,37)	1:A:104:ARG:HH22	2:B:101:VAL:C	6	1.67
(1,37)	1:A:104:ARG:HH22	2:B:101:VAL:CA	6	1.67
(1,37)	1:A:104:ARG:HH22	2:B:101:VAL:CB	6	1.67
(1,37)	1:A:104:ARG:HH22	2:B:101:VAL:CG1	6	1.67
(1,37)	1:A:104:ARG:HH22	2:B:101:VAL:CG2	6	1.67
(1,37)	1:A:104:ARG:HH22	2:B:101:VAL:H	6	1.67
(1,37)	1:A:104:ARG:HH22	2:B:101:VAL:HA	6	1.67
(1,37)	1:A:104:ARG:HH22	2:B:101:VAL:HB	6	1.67
(1,37)	1:A:104:ARG:HH22	2:B:101:VAL:HG11	6	1.67
(1,37)	1:A:104:ARG:HH22	2:B:101:VAL:HG12	6	1.67
(1,37)	1:A:104:ARG:HH22	2:B:101:VAL:HG13	6	1.67
(1,37)	1:A:104:ARG:HH22	2:B:101:VAL:HG21	6	1.67
(1,37)	1:A:104:ARG:HH22	2:B:101:VAL:HG22	6	1.67
(1,37)	1:A:104:ARG:HH22	2:B:101:VAL:HG23	6	1.67
(1,37)	1:A:104:ARG:HH22	2:B:101:VAL:N	6	1.67
(1,37)	1:A:104:ARG:HH22	2:B:101:VAL:O	6	1.67
(1,37)	1:A:104:ARG:N	2:B:75:ILE:C	6	1.67
(1,37)	1:A:104:ARG:N	2:B:75:ILE:CA	6	1.67
(1,37)	1:A:104:ARG:N	2:B:75:ILE:CB	6	1.67
(1,37)	1:A:104:ARG:N	2:B:75:ILE:CD1	6	1.67

*Continued on next page...*

*Continued from previous page...*

Key	Atom-1	Atom-2	Model ID	Violation (Å)
(1,37)	1:A:104:ARG:N	2:B:75:ILE:CG1	6	1.67
(1,37)	1:A:104:ARG:N	2:B:75:ILE:CG2	6	1.67
(1,37)	1:A:104:ARG:N	2:B:75:ILE:H	6	1.67
(1,37)	1:A:104:ARG:N	2:B:75:ILE:HA	6	1.67
(1,37)	1:A:104:ARG:N	2:B:75:ILE:HB	6	1.67
(1,37)	1:A:104:ARG:N	2:B:75:ILE:HD11	6	1.67
(1,37)	1:A:104:ARG:N	2:B:75:ILE:HD12	6	1.67
(1,37)	1:A:104:ARG:N	2:B:75:ILE:HD13	6	1.67
(1,37)	1:A:104:ARG:N	2:B:75:ILE:HG12	6	1.67
(1,37)	1:A:104:ARG:N	2:B:75:ILE:HG13	6	1.67
(1,37)	1:A:104:ARG:N	2:B:75:ILE:HG21	6	1.67
(1,37)	1:A:104:ARG:N	2:B:75:ILE:HG22	6	1.67
(1,37)	1:A:104:ARG:N	2:B:75:ILE:HG23	6	1.67
(1,37)	1:A:104:ARG:N	2:B:75:ILE:N	6	1.67
(1,37)	1:A:104:ARG:N	2:B:75:ILE:O	6	1.67
(1,37)	1:A:104:ARG:N	2:B:77:ALA:C	6	1.67
(1,37)	1:A:104:ARG:N	2:B:77:ALA:CA	6	1.67
(1,37)	1:A:104:ARG:N	2:B:77:ALA:CB	6	1.67
(1,37)	1:A:104:ARG:N	2:B:77:ALA:H	6	1.67
(1,37)	1:A:104:ARG:N	2:B:77:ALA:HA	6	1.67
(1,37)	1:A:104:ARG:N	2:B:77:ALA:HB1	6	1.67
(1,37)	1:A:104:ARG:N	2:B:77:ALA:HB2	6	1.67
(1,37)	1:A:104:ARG:N	2:B:77:ALA:HB3	6	1.67
(1,37)	1:A:104:ARG:N	2:B:77:ALA:N	6	1.67
(1,37)	1:A:104:ARG:N	2:B:77:ALA:O	6	1.67
(1,37)	1:A:104:ARG:N	2:B:78:GLY:C	6	1.67
(1,37)	1:A:104:ARG:N	2:B:78:GLY:CA	6	1.67
(1,37)	1:A:104:ARG:N	2:B:78:GLY:H	6	1.67
(1,37)	1:A:104:ARG:N	2:B:78:GLY:HA2	6	1.67
(1,37)	1:A:104:ARG:N	2:B:78:GLY:HA3	6	1.67
(1,37)	1:A:104:ARG:N	2:B:78:GLY:N	6	1.67
(1,37)	1:A:104:ARG:N	2:B:78:GLY:O	6	1.67
(1,37)	1:A:104:ARG:N	2:B:79:LYS:C	6	1.67
(1,37)	1:A:104:ARG:N	2:B:79:LYS:CA	6	1.67
(1,37)	1:A:104:ARG:N	2:B:79:LYS:CB	6	1.67
(1,37)	1:A:104:ARG:N	2:B:79:LYS:CD	6	1.67
(1,37)	1:A:104:ARG:N	2:B:79:LYS:CE	6	1.67
(1,37)	1:A:104:ARG:N	2:B:79:LYS:CG	6	1.67
(1,37)	1:A:104:ARG:N	2:B:79:LYS:H	6	1.67
(1,37)	1:A:104:ARG:N	2:B:79:LYS:HA	6	1.67
(1,37)	1:A:104:ARG:N	2:B:79:LYS:HB2	6	1.67
(1,37)	1:A:104:ARG:N	2:B:79:LYS:HB3	6	1.67

*Continued on next page...*

*Continued from previous page...*

Key	Atom-1	Atom-2	Model ID	Violation (Å)
(1,37)	1:A:104:ARG:N	2:B:79:LYS:HD2	6	1.67
(1,37)	1:A:104:ARG:N	2:B:79:LYS:HD3	6	1.67
(1,37)	1:A:104:ARG:N	2:B:79:LYS:HE2	6	1.67
(1,37)	1:A:104:ARG:N	2:B:79:LYS:HE3	6	1.67
(1,37)	1:A:104:ARG:N	2:B:79:LYS:HG2	6	1.67
(1,37)	1:A:104:ARG:N	2:B:79:LYS:HG3	6	1.67
(1,37)	1:A:104:ARG:N	2:B:79:LYS:HZ1	6	1.67
(1,37)	1:A:104:ARG:N	2:B:79:LYS:HZ2	6	1.67
(1,37)	1:A:104:ARG:N	2:B:79:LYS:HZ3	6	1.67
(1,37)	1:A:104:ARG:N	2:B:79:LYS:N	6	1.67
(1,37)	1:A:104:ARG:N	2:B:79:LYS:NZ	6	1.67
(1,37)	1:A:104:ARG:N	2:B:79:LYS:O	6	1.67
(1,37)	1:A:104:ARG:N	2:B:80:ILE:C	6	1.67
(1,37)	1:A:104:ARG:N	2:B:80:ILE:CA	6	1.67
(1,37)	1:A:104:ARG:N	2:B:80:ILE:CB	6	1.67
(1,37)	1:A:104:ARG:N	2:B:80:ILE:CD1	6	1.67
(1,37)	1:A:104:ARG:N	2:B:80:ILE:CG1	6	1.67
(1,37)	1:A:104:ARG:N	2:B:80:ILE:CG2	6	1.67
(1,37)	1:A:104:ARG:N	2:B:80:ILE:H	6	1.67
(1,37)	1:A:104:ARG:N	2:B:80:ILE:HA	6	1.67
(1,37)	1:A:104:ARG:N	2:B:80:ILE:HB	6	1.67
(1,37)	1:A:104:ARG:N	2:B:80:ILE:HD11	6	1.67
(1,37)	1:A:104:ARG:N	2:B:80:ILE:HD12	6	1.67
(1,37)	1:A:104:ARG:N	2:B:80:ILE:HD13	6	1.67
(1,37)	1:A:104:ARG:N	2:B:80:ILE:HG12	6	1.67
(1,37)	1:A:104:ARG:N	2:B:80:ILE:HG13	6	1.67
(1,37)	1:A:104:ARG:N	2:B:80:ILE:HG21	6	1.67
(1,37)	1:A:104:ARG:N	2:B:80:ILE:HG22	6	1.67
(1,37)	1:A:104:ARG:N	2:B:80:ILE:HG23	6	1.67
(1,37)	1:A:104:ARG:N	2:B:80:ILE:N	6	1.67
(1,37)	1:A:104:ARG:N	2:B:80:ILE:O	6	1.67
(1,37)	1:A:104:ARG:N	2:B:84:GLN:C	6	1.67
(1,37)	1:A:104:ARG:N	2:B:84:GLN:CA	6	1.67
(1,37)	1:A:104:ARG:N	2:B:84:GLN:CB	6	1.67
(1,37)	1:A:104:ARG:N	2:B:84:GLN:CD	6	1.67
(1,37)	1:A:104:ARG:N	2:B:84:GLN:CG	6	1.67
(1,37)	1:A:104:ARG:N	2:B:84:GLN:H	6	1.67
(1,37)	1:A:104:ARG:N	2:B:84:GLN:HA	6	1.67
(1,37)	1:A:104:ARG:N	2:B:84:GLN:HB2	6	1.67
(1,37)	1:A:104:ARG:N	2:B:84:GLN:HB3	6	1.67
(1,37)	1:A:104:ARG:N	2:B:84:GLN:HE21	6	1.67
(1,37)	1:A:104:ARG:N	2:B:84:GLN:HE22	6	1.67

*Continued on next page...*

*Continued from previous page...*

Key	Atom-1	Atom-2	Model ID	Violation (Å)
(1,37)	1:A:104:ARG:N	2:B:84:GLN:HG2	6	1.67
(1,37)	1:A:104:ARG:N	2:B:84:GLN:HG3	6	1.67
(1,37)	1:A:104:ARG:N	2:B:84:GLN:N	6	1.67
(1,37)	1:A:104:ARG:N	2:B:84:GLN:NE2	6	1.67
(1,37)	1:A:104:ARG:N	2:B:84:GLN:O	6	1.67
(1,37)	1:A:104:ARG:N	2:B:84:GLN:OE1	6	1.67
(1,37)	1:A:104:ARG:N	2:B:97:THR:C	6	1.67
(1,37)	1:A:104:ARG:N	2:B:97:THR:CA	6	1.67
(1,37)	1:A:104:ARG:N	2:B:97:THR:CB	6	1.67
(1,37)	1:A:104:ARG:N	2:B:97:THR:CG2	6	1.67
(1,37)	1:A:104:ARG:N	2:B:97:THR:H	6	1.67
(1,37)	1:A:104:ARG:N	2:B:97:THR:HA	6	1.67
(1,37)	1:A:104:ARG:N	2:B:97:THR:HB	6	1.67
(1,37)	1:A:104:ARG:N	2:B:97:THR:HG1	6	1.67
(1,37)	1:A:104:ARG:N	2:B:97:THR:HG21	6	1.67
(1,37)	1:A:104:ARG:N	2:B:97:THR:HG22	6	1.67
(1,37)	1:A:104:ARG:N	2:B:97:THR:HG23	6	1.67
(1,37)	1:A:104:ARG:N	2:B:97:THR:N	6	1.67
(1,37)	1:A:104:ARG:N	2:B:97:THR:O	6	1.67
(1,37)	1:A:104:ARG:N	2:B:97:THR:OG1	6	1.67
(1,37)	1:A:104:ARG:N	2:B:99:HIS:C	6	1.67
(1,37)	1:A:104:ARG:N	2:B:99:HIS:CA	6	1.67
(1,37)	1:A:104:ARG:N	2:B:99:HIS:CB	6	1.67
(1,37)	1:A:104:ARG:N	2:B:99:HIS:CD2	6	1.67
(1,37)	1:A:104:ARG:N	2:B:99:HIS:CE1	6	1.67
(1,37)	1:A:104:ARG:N	2:B:99:HIS:CG	6	1.67
(1,37)	1:A:104:ARG:N	2:B:99:HIS:H	6	1.67
(1,37)	1:A:104:ARG:N	2:B:99:HIS:HA	6	1.67
(1,37)	1:A:104:ARG:N	2:B:99:HIS:HB2	6	1.67
(1,37)	1:A:104:ARG:N	2:B:99:HIS:HB3	6	1.67
(1,37)	1:A:104:ARG:N	2:B:99:HIS:HD1	6	1.67
(1,37)	1:A:104:ARG:N	2:B:99:HIS:HD2	6	1.67
(1,37)	1:A:104:ARG:N	2:B:99:HIS:HE1	6	1.67
(1,37)	1:A:104:ARG:N	2:B:99:HIS:HE2	6	1.67
(1,37)	1:A:104:ARG:N	2:B:99:HIS:N	6	1.67
(1,37)	1:A:104:ARG:N	2:B:99:HIS:ND1	6	1.67
(1,37)	1:A:104:ARG:N	2:B:99:HIS:NE2	6	1.67
(1,37)	1:A:104:ARG:N	2:B:99:HIS:O	6	1.67
(1,37)	1:A:104:ARG:N	2:B:101:VAL:C	6	1.67
(1,37)	1:A:104:ARG:N	2:B:101:VAL:CA	6	1.67
(1,37)	1:A:104:ARG:N	2:B:101:VAL:CB	6	1.67
(1,37)	1:A:104:ARG:N	2:B:101:VAL:CG1	6	1.67

*Continued on next page...*

*Continued from previous page...*

Key	Atom-1	Atom-2	Model ID	Violation (Å)
(1,37)	1:A:104:ARG:N	2:B:101:VAL:CG2	6	1.67
(1,37)	1:A:104:ARG:N	2:B:101:VAL:H	6	1.67
(1,37)	1:A:104:ARG:N	2:B:101:VAL:HA	6	1.67
(1,37)	1:A:104:ARG:N	2:B:101:VAL:HB	6	1.67
(1,37)	1:A:104:ARG:N	2:B:101:VAL:HG11	6	1.67
(1,37)	1:A:104:ARG:N	2:B:101:VAL:HG12	6	1.67
(1,37)	1:A:104:ARG:N	2:B:101:VAL:HG13	6	1.67
(1,37)	1:A:104:ARG:N	2:B:101:VAL:HG21	6	1.67
(1,37)	1:A:104:ARG:N	2:B:101:VAL:HG22	6	1.67
(1,37)	1:A:104:ARG:N	2:B:101:VAL:HG23	6	1.67
(1,37)	1:A:104:ARG:N	2:B:101:VAL:N	6	1.67
(1,37)	1:A:104:ARG:N	2:B:101:VAL:O	6	1.67
(1,37)	1:A:104:ARG:NE	2:B:75:ILE:C	6	1.67
(1,37)	1:A:104:ARG:NE	2:B:75:ILE:CA	6	1.67
(1,37)	1:A:104:ARG:NE	2:B:75:ILE:CB	6	1.67
(1,37)	1:A:104:ARG:NE	2:B:75:ILE:CD1	6	1.67
(1,37)	1:A:104:ARG:NE	2:B:75:ILE:CG1	6	1.67
(1,37)	1:A:104:ARG:NE	2:B:75:ILE:CG2	6	1.67
(1,37)	1:A:104:ARG:NE	2:B:75:ILE:H	6	1.67
(1,37)	1:A:104:ARG:NE	2:B:75:ILE:HA	6	1.67
(1,37)	1:A:104:ARG:NE	2:B:75:ILE:HB	6	1.67
(1,37)	1:A:104:ARG:NE	2:B:75:ILE:HD11	6	1.67
(1,37)	1:A:104:ARG:NE	2:B:75:ILE:HD12	6	1.67
(1,37)	1:A:104:ARG:NE	2:B:75:ILE:HD13	6	1.67
(1,37)	1:A:104:ARG:NE	2:B:75:ILE:HG12	6	1.67
(1,37)	1:A:104:ARG:NE	2:B:75:ILE:HG13	6	1.67
(1,37)	1:A:104:ARG:NE	2:B:75:ILE:HG21	6	1.67
(1,37)	1:A:104:ARG:NE	2:B:75:ILE:HG22	6	1.67
(1,37)	1:A:104:ARG:NE	2:B:75:ILE:HG23	6	1.67
(1,37)	1:A:104:ARG:NE	2:B:75:ILE:N	6	1.67
(1,37)	1:A:104:ARG:NE	2:B:75:ILE:O	6	1.67
(1,37)	1:A:104:ARG:NE	2:B:77:ALA:C	6	1.67
(1,37)	1:A:104:ARG:NE	2:B:77:ALA:CA	6	1.67
(1,37)	1:A:104:ARG:NE	2:B:77:ALA:CB	6	1.67
(1,37)	1:A:104:ARG:NE	2:B:77:ALA:H	6	1.67
(1,37)	1:A:104:ARG:NE	2:B:77:ALA:HA	6	1.67
(1,37)	1:A:104:ARG:NE	2:B:77:ALA:HB1	6	1.67
(1,37)	1:A:104:ARG:NE	2:B:77:ALA:HB2	6	1.67
(1,37)	1:A:104:ARG:NE	2:B:77:ALA:HB3	6	1.67
(1,37)	1:A:104:ARG:NE	2:B:77:ALA:N	6	1.67
(1,37)	1:A:104:ARG:NE	2:B:77:ALA:O	6	1.67
(1,37)	1:A:104:ARG:NE	2:B:78:GLY:C	6	1.67

*Continued on next page...*

*Continued from previous page...*

Key	Atom-1	Atom-2	Model ID	Violation (Å)
(1,37)	1:A:104:ARG:NE	2:B:78:GLY:CA	6	1.67
(1,37)	1:A:104:ARG:NE	2:B:78:GLY:H	6	1.67
(1,37)	1:A:104:ARG:NE	2:B:78:GLY:HA2	6	1.67
(1,37)	1:A:104:ARG:NE	2:B:78:GLY:HA3	6	1.67
(1,37)	1:A:104:ARG:NE	2:B:78:GLY:N	6	1.67
(1,37)	1:A:104:ARG:NE	2:B:78:GLY:O	6	1.67
(1,37)	1:A:104:ARG:NE	2:B:79:LYS:C	6	1.67
(1,37)	1:A:104:ARG:NE	2:B:79:LYS:CA	6	1.67
(1,37)	1:A:104:ARG:NE	2:B:79:LYS:CB	6	1.67
(1,37)	1:A:104:ARG:NE	2:B:79:LYS:CD	6	1.67
(1,37)	1:A:104:ARG:NE	2:B:79:LYS:CE	6	1.67
(1,37)	1:A:104:ARG:NE	2:B:79:LYS:CG	6	1.67
(1,37)	1:A:104:ARG:NE	2:B:79:LYS:H	6	1.67
(1,37)	1:A:104:ARG:NE	2:B:79:LYS:HA	6	1.67
(1,37)	1:A:104:ARG:NE	2:B:79:LYS:HB2	6	1.67
(1,37)	1:A:104:ARG:NE	2:B:79:LYS:HB3	6	1.67
(1,37)	1:A:104:ARG:NE	2:B:79:LYS:HD2	6	1.67
(1,37)	1:A:104:ARG:NE	2:B:79:LYS:HD3	6	1.67
(1,37)	1:A:104:ARG:NE	2:B:79:LYS:HE2	6	1.67
(1,37)	1:A:104:ARG:NE	2:B:79:LYS:HE3	6	1.67
(1,37)	1:A:104:ARG:NE	2:B:79:LYS:HG2	6	1.67
(1,37)	1:A:104:ARG:NE	2:B:79:LYS:HG3	6	1.67
(1,37)	1:A:104:ARG:NE	2:B:79:LYS:HZ1	6	1.67
(1,37)	1:A:104:ARG:NE	2:B:79:LYS:HZ2	6	1.67
(1,37)	1:A:104:ARG:NE	2:B:79:LYS:HZ3	6	1.67
(1,37)	1:A:104:ARG:NE	2:B:79:LYS:N	6	1.67
(1,37)	1:A:104:ARG:NE	2:B:79:LYS:NZ	6	1.67
(1,37)	1:A:104:ARG:NE	2:B:79:LYS:O	6	1.67
(1,37)	1:A:104:ARG:NE	2:B:80:ILE:C	6	1.67
(1,37)	1:A:104:ARG:NE	2:B:80:ILE:CA	6	1.67
(1,37)	1:A:104:ARG:NE	2:B:80:ILE:CB	6	1.67
(1,37)	1:A:104:ARG:NE	2:B:80:ILE:CD1	6	1.67
(1,37)	1:A:104:ARG:NE	2:B:80:ILE:CG1	6	1.67
(1,37)	1:A:104:ARG:NE	2:B:80:ILE:CG2	6	1.67
(1,37)	1:A:104:ARG:NE	2:B:80:ILE:H	6	1.67
(1,37)	1:A:104:ARG:NE	2:B:80:ILE:HA	6	1.67
(1,37)	1:A:104:ARG:NE	2:B:80:ILE:HB	6	1.67
(1,37)	1:A:104:ARG:NE	2:B:80:ILE:HD11	6	1.67
(1,37)	1:A:104:ARG:NE	2:B:80:ILE:HD12	6	1.67
(1,37)	1:A:104:ARG:NE	2:B:80:ILE:HD13	6	1.67
(1,37)	1:A:104:ARG:NE	2:B:80:ILE:HG12	6	1.67
(1,37)	1:A:104:ARG:NE	2:B:80:ILE:HG13	6	1.67

*Continued on next page...*

*Continued from previous page...*

Key	Atom-1	Atom-2	Model ID	Violation (Å)
(1,37)	1:A:104:ARG:NE	2:B:80:ILE:HG21	6	1.67
(1,37)	1:A:104:ARG:NE	2:B:80:ILE:HG22	6	1.67
(1,37)	1:A:104:ARG:NE	2:B:80:ILE:HG23	6	1.67
(1,37)	1:A:104:ARG:NE	2:B:80:ILE:N	6	1.67
(1,37)	1:A:104:ARG:NE	2:B:80:ILE:O	6	1.67
(1,37)	1:A:104:ARG:NE	2:B:84:GLN:C	6	1.67
(1,37)	1:A:104:ARG:NE	2:B:84:GLN:CA	6	1.67
(1,37)	1:A:104:ARG:NE	2:B:84:GLN:CB	6	1.67
(1,37)	1:A:104:ARG:NE	2:B:84:GLN:CD	6	1.67
(1,37)	1:A:104:ARG:NE	2:B:84:GLN:CG	6	1.67
(1,37)	1:A:104:ARG:NE	2:B:84:GLN:H	6	1.67
(1,37)	1:A:104:ARG:NE	2:B:84:GLN:HA	6	1.67
(1,37)	1:A:104:ARG:NE	2:B:84:GLN:HB2	6	1.67
(1,37)	1:A:104:ARG:NE	2:B:84:GLN:HB3	6	1.67
(1,37)	1:A:104:ARG:NE	2:B:84:GLN:HE21	6	1.67
(1,37)	1:A:104:ARG:NE	2:B:84:GLN:HE22	6	1.67
(1,37)	1:A:104:ARG:NE	2:B:84:GLN:HG2	6	1.67
(1,37)	1:A:104:ARG:NE	2:B:84:GLN:HG3	6	1.67
(1,37)	1:A:104:ARG:NE	2:B:84:GLN:N	6	1.67
(1,37)	1:A:104:ARG:NE	2:B:84:GLN:NE2	6	1.67
(1,37)	1:A:104:ARG:NE	2:B:84:GLN:O	6	1.67
(1,37)	1:A:104:ARG:NE	2:B:84:GLN:OE1	6	1.67
(1,37)	1:A:104:ARG:NE	2:B:97:THR:C	6	1.67
(1,37)	1:A:104:ARG:NE	2:B:97:THR:CA	6	1.67
(1,37)	1:A:104:ARG:NE	2:B:97:THR:CB	6	1.67
(1,37)	1:A:104:ARG:NE	2:B:97:THR:CG2	6	1.67
(1,37)	1:A:104:ARG:NE	2:B:97:THR:H	6	1.67
(1,37)	1:A:104:ARG:NE	2:B:97:THR:HA	6	1.67
(1,37)	1:A:104:ARG:NE	2:B:97:THR:HB	6	1.67
(1,37)	1:A:104:ARG:NE	2:B:97:THR:HG1	6	1.67
(1,37)	1:A:104:ARG:NE	2:B:97:THR:HG21	6	1.67
(1,37)	1:A:104:ARG:NE	2:B:97:THR:HG22	6	1.67
(1,37)	1:A:104:ARG:NE	2:B:97:THR:HG23	6	1.67
(1,37)	1:A:104:ARG:NE	2:B:97:THR:N	6	1.67
(1,37)	1:A:104:ARG:NE	2:B:97:THR:O	6	1.67
(1,37)	1:A:104:ARG:NE	2:B:97:THR:OG1	6	1.67
(1,37)	1:A:104:ARG:NE	2:B:99:HIS:C	6	1.67
(1,37)	1:A:104:ARG:NE	2:B:99:HIS:CA	6	1.67
(1,37)	1:A:104:ARG:NE	2:B:99:HIS:CB	6	1.67
(1,37)	1:A:104:ARG:NE	2:B:99:HIS:CD2	6	1.67
(1,37)	1:A:104:ARG:NE	2:B:99:HIS:CE1	6	1.67
(1,37)	1:A:104:ARG:NE	2:B:99:HIS:CG	6	1.67

*Continued on next page...*



*Continued from previous page...*

Key	Atom-1	Atom-2	Model ID	Violation (Å)
(1,37)	1:A:104:ARG:NE	2:B:99:HIS:H	6	1.67
(1,37)	1:A:104:ARG:NE	2:B:99:HIS:HA	6	1.67
(1,37)	1:A:104:ARG:NE	2:B:99:HIS:HB2	6	1.67
(1,37)	1:A:104:ARG:NE	2:B:99:HIS:HB3	6	1.67
(1,37)	1:A:104:ARG:NE	2:B:99:HIS:HD1	6	1.67
(1,37)	1:A:104:ARG:NE	2:B:99:HIS:HD2	6	1.67
(1,37)	1:A:104:ARG:NE	2:B:99:HIS:HE1	6	1.67
(1,37)	1:A:104:ARG:NE	2:B:99:HIS:HE2	6	1.67
(1,37)	1:A:104:ARG:NE	2:B:99:HIS:N	6	1.67
(1,37)	1:A:104:ARG:NE	2:B:99:HIS:ND1	6	1.67
(1,37)	1:A:104:ARG:NE	2:B:99:HIS:NE2	6	1.67
(1,37)	1:A:104:ARG:NE	2:B:99:HIS:O	6	1.67
(1,37)	1:A:104:ARG:NE	2:B:101:VAL:C	6	1.67
(1,37)	1:A:104:ARG:NE	2:B:101:VAL:CA	6	1.67
(1,37)	1:A:104:ARG:NE	2:B:101:VAL:CB	6	1.67
(1,37)	1:A:104:ARG:NE	2:B:101:VAL:CG1	6	1.67
(1,37)	1:A:104:ARG:NE	2:B:101:VAL:CG2	6	1.67
(1,37)	1:A:104:ARG:NE	2:B:101:VAL:H	6	1.67
(1,37)	1:A:104:ARG:NE	2:B:101:VAL:HA	6	1.67
(1,37)	1:A:104:ARG:NE	2:B:101:VAL:HB	6	1.67
(1,37)	1:A:104:ARG:NE	2:B:101:VAL:HG11	6	1.67
(1,37)	1:A:104:ARG:NE	2:B:101:VAL:HG12	6	1.67
(1,37)	1:A:104:ARG:NE	2:B:101:VAL:HG13	6	1.67
(1,37)	1:A:104:ARG:NE	2:B:101:VAL:HG21	6	1.67
(1,37)	1:A:104:ARG:NE	2:B:101:VAL:HG22	6	1.67
(1,37)	1:A:104:ARG:NE	2:B:101:VAL:HG23	6	1.67
(1,37)	1:A:104:ARG:NE	2:B:101:VAL:N	6	1.67
(1,37)	1:A:104:ARG:NE	2:B:101:VAL:O	6	1.67
(1,37)	1:A:104:ARG:NH1	2:B:75:ILE:C	6	1.67
(1,37)	1:A:104:ARG:NH1	2:B:75:ILE:CA	6	1.67
(1,37)	1:A:104:ARG:NH1	2:B:75:ILE:CB	6	1.67
(1,37)	1:A:104:ARG:NH1	2:B:75:ILE:CD1	6	1.67
(1,37)	1:A:104:ARG:NH1	2:B:75:ILE:CG1	6	1.67
(1,37)	1:A:104:ARG:NH1	2:B:75:ILE:CG2	6	1.67
(1,37)	1:A:104:ARG:NH1	2:B:75:ILE:H	6	1.67
(1,37)	1:A:104:ARG:NH1	2:B:75:ILE:HA	6	1.67
(1,37)	1:A:104:ARG:NH1	2:B:75:ILE:HB	6	1.67
(1,37)	1:A:104:ARG:NH1	2:B:75:ILE:HD11	6	1.67
(1,37)	1:A:104:ARG:NH1	2:B:75:ILE:HD12	6	1.67
(1,37)	1:A:104:ARG:NH1	2:B:75:ILE:HD13	6	1.67
(1,37)	1:A:104:ARG:NH1	2:B:75:ILE:HG12	6	1.67
(1,37)	1:A:104:ARG:NH1	2:B:75:ILE:HG13	6	1.67

*Continued on next page...*

*Continued from previous page...*

Key	Atom-1	Atom-2	Model ID	Violation (Å)
(1,37)	1:A:104:ARG:NH1	2:B:75:ILE:HG21	6	1.67
(1,37)	1:A:104:ARG:NH1	2:B:75:ILE:HG22	6	1.67
(1,37)	1:A:104:ARG:NH1	2:B:75:ILE:HG23	6	1.67
(1,37)	1:A:104:ARG:NH1	2:B:75:ILE:N	6	1.67
(1,37)	1:A:104:ARG:NH1	2:B:75:ILE:O	6	1.67
(1,37)	1:A:104:ARG:NH1	2:B:77:ALA:C	6	1.67
(1,37)	1:A:104:ARG:NH1	2:B:77:ALA:CA	6	1.67
(1,37)	1:A:104:ARG:NH1	2:B:77:ALA:CB	6	1.67
(1,37)	1:A:104:ARG:NH1	2:B:77:ALA:H	6	1.67
(1,37)	1:A:104:ARG:NH1	2:B:77:ALA:HA	6	1.67
(1,37)	1:A:104:ARG:NH1	2:B:77:ALA:HB1	6	1.67
(1,37)	1:A:104:ARG:NH1	2:B:77:ALA:HB2	6	1.67
(1,37)	1:A:104:ARG:NH1	2:B:77:ALA:HB3	6	1.67
(1,37)	1:A:104:ARG:NH1	2:B:77:ALA:N	6	1.67
(1,37)	1:A:104:ARG:NH1	2:B:77:ALA:O	6	1.67
(1,37)	1:A:104:ARG:NH1	2:B:78:GLY:C	6	1.67
(1,37)	1:A:104:ARG:NH1	2:B:78:GLY:CA	6	1.67
(1,37)	1:A:104:ARG:NH1	2:B:78:GLY:H	6	1.67
(1,37)	1:A:104:ARG:NH1	2:B:78:GLY:HA2	6	1.67
(1,37)	1:A:104:ARG:NH1	2:B:78:GLY:HA3	6	1.67
(1,37)	1:A:104:ARG:NH1	2:B:78:GLY:N	6	1.67
(1,37)	1:A:104:ARG:NH1	2:B:78:GLY:O	6	1.67
(1,37)	1:A:104:ARG:NH1	2:B:79:LYS:C	6	1.67
(1,37)	1:A:104:ARG:NH1	2:B:79:LYS:CA	6	1.67
(1,37)	1:A:104:ARG:NH1	2:B:79:LYS:CB	6	1.67
(1,37)	1:A:104:ARG:NH1	2:B:79:LYS:CD	6	1.67
(1,37)	1:A:104:ARG:NH1	2:B:79:LYS:CE	6	1.67
(1,37)	1:A:104:ARG:NH1	2:B:79:LYS:CG	6	1.67
(1,37)	1:A:104:ARG:NH1	2:B:79:LYS:H	6	1.67
(1,37)	1:A:104:ARG:NH1	2:B:79:LYS:HA	6	1.67
(1,37)	1:A:104:ARG:NH1	2:B:79:LYS:HB2	6	1.67
(1,37)	1:A:104:ARG:NH1	2:B:79:LYS:HB3	6	1.67
(1,37)	1:A:104:ARG:NH1	2:B:79:LYS:HD2	6	1.67
(1,37)	1:A:104:ARG:NH1	2:B:79:LYS:HD3	6	1.67
(1,37)	1:A:104:ARG:NH1	2:B:79:LYS:HE2	6	1.67
(1,37)	1:A:104:ARG:NH1	2:B:79:LYS:HE3	6	1.67
(1,37)	1:A:104:ARG:NH1	2:B:79:LYS:HG2	6	1.67
(1,37)	1:A:104:ARG:NH1	2:B:79:LYS:HG3	6	1.67
(1,37)	1:A:104:ARG:NH1	2:B:79:LYS:HZ1	6	1.67
(1,37)	1:A:104:ARG:NH1	2:B:79:LYS:HZ2	6	1.67
(1,37)	1:A:104:ARG:NH1	2:B:79:LYS:HZ3	6	1.67
(1,37)	1:A:104:ARG:NH1	2:B:79:LYS:N	6	1.67

*Continued on next page...*

*Continued from previous page...*

Key	Atom-1	Atom-2	Model ID	Violation (Å)
(1,37)	1:A:104:ARG:NH1	2:B:79:LYS:NZ	6	1.67
(1,37)	1:A:104:ARG:NH1	2:B:79:LYS:O	6	1.67
(1,37)	1:A:104:ARG:NH1	2:B:80:ILE:C	6	1.67
(1,37)	1:A:104:ARG:NH1	2:B:80:ILE:CA	6	1.67
(1,37)	1:A:104:ARG:NH1	2:B:80:ILE:CB	6	1.67
(1,37)	1:A:104:ARG:NH1	2:B:80:ILE:CD1	6	1.67
(1,37)	1:A:104:ARG:NH1	2:B:80:ILE:CG1	6	1.67
(1,37)	1:A:104:ARG:NH1	2:B:80:ILE:CG2	6	1.67
(1,37)	1:A:104:ARG:NH1	2:B:80:ILE:H	6	1.67
(1,37)	1:A:104:ARG:NH1	2:B:80:ILE:HA	6	1.67
(1,37)	1:A:104:ARG:NH1	2:B:80:ILE:HB	6	1.67
(1,37)	1:A:104:ARG:NH1	2:B:80:ILE:HD11	6	1.67
(1,37)	1:A:104:ARG:NH1	2:B:80:ILE:HD12	6	1.67
(1,37)	1:A:104:ARG:NH1	2:B:80:ILE:HD13	6	1.67
(1,37)	1:A:104:ARG:NH1	2:B:80:ILE:HG12	6	1.67
(1,37)	1:A:104:ARG:NH1	2:B:80:ILE:HG13	6	1.67
(1,37)	1:A:104:ARG:NH1	2:B:80:ILE:HG21	6	1.67
(1,37)	1:A:104:ARG:NH1	2:B:80:ILE:HG22	6	1.67
(1,37)	1:A:104:ARG:NH1	2:B:80:ILE:HG23	6	1.67
(1,37)	1:A:104:ARG:NH1	2:B:80:ILE:N	6	1.67
(1,37)	1:A:104:ARG:NH1	2:B:80:ILE:O	6	1.67
(1,37)	1:A:104:ARG:NH1	2:B:84:GLN:C	6	1.67
(1,37)	1:A:104:ARG:NH1	2:B:84:GLN:CA	6	1.67
(1,37)	1:A:104:ARG:NH1	2:B:84:GLN:CB	6	1.67
(1,37)	1:A:104:ARG:NH1	2:B:84:GLN:CD	6	1.67
(1,37)	1:A:104:ARG:NH1	2:B:84:GLN:CG	6	1.67
(1,37)	1:A:104:ARG:NH1	2:B:84:GLN:H	6	1.67
(1,37)	1:A:104:ARG:NH1	2:B:84:GLN:HA	6	1.67
(1,37)	1:A:104:ARG:NH1	2:B:84:GLN:HB2	6	1.67
(1,37)	1:A:104:ARG:NH1	2:B:84:GLN:HB3	6	1.67
(1,37)	1:A:104:ARG:NH1	2:B:84:GLN:HE21	6	1.67
(1,37)	1:A:104:ARG:NH1	2:B:84:GLN:HE22	6	1.67
(1,37)	1:A:104:ARG:NH1	2:B:84:GLN:HG2	6	1.67
(1,37)	1:A:104:ARG:NH1	2:B:84:GLN:HG3	6	1.67
(1,37)	1:A:104:ARG:NH1	2:B:84:GLN:N	6	1.67
(1,37)	1:A:104:ARG:NH1	2:B:84:GLN:NE2	6	1.67
(1,37)	1:A:104:ARG:NH1	2:B:84:GLN:O	6	1.67
(1,37)	1:A:104:ARG:NH1	2:B:84:GLN:OE1	6	1.67
(1,37)	1:A:104:ARG:NH1	2:B:97:THR:C	6	1.67
(1,37)	1:A:104:ARG:NH1	2:B:97:THR:CA	6	1.67
(1,37)	1:A:104:ARG:NH1	2:B:97:THR:CB	6	1.67
(1,37)	1:A:104:ARG:NH1	2:B:97:THR:CG2	6	1.67

*Continued on next page...*

*Continued from previous page...*

Key	Atom-1	Atom-2	Model ID	Violation (Å)
(1,37)	1:A:104:ARG:NH1	2:B:97:THR:H	6	1.67
(1,37)	1:A:104:ARG:NH1	2:B:97:THR:HA	6	1.67
(1,37)	1:A:104:ARG:NH1	2:B:97:THR:HB	6	1.67
(1,37)	1:A:104:ARG:NH1	2:B:97:THR:HG1	6	1.67
(1,37)	1:A:104:ARG:NH1	2:B:97:THR:HG21	6	1.67
(1,37)	1:A:104:ARG:NH1	2:B:97:THR:HG22	6	1.67
(1,37)	1:A:104:ARG:NH1	2:B:97:THR:HG23	6	1.67
(1,37)	1:A:104:ARG:NH1	2:B:97:THR:N	6	1.67
(1,37)	1:A:104:ARG:NH1	2:B:97:THR:O	6	1.67
(1,37)	1:A:104:ARG:NH1	2:B:97:THR:OG1	6	1.67
(1,37)	1:A:104:ARG:NH1	2:B:99:HIS:C	6	1.67
(1,37)	1:A:104:ARG:NH1	2:B:99:HIS:CA	6	1.67
(1,37)	1:A:104:ARG:NH1	2:B:99:HIS:CB	6	1.67
(1,37)	1:A:104:ARG:NH1	2:B:99:HIS:CD2	6	1.67
(1,37)	1:A:104:ARG:NH1	2:B:99:HIS:CE1	6	1.67
(1,37)	1:A:104:ARG:NH1	2:B:99:HIS:CG	6	1.67
(1,37)	1:A:104:ARG:NH1	2:B:99:HIS:H	6	1.67
(1,37)	1:A:104:ARG:NH1	2:B:99:HIS:HA	6	1.67
(1,37)	1:A:104:ARG:NH1	2:B:99:HIS:HB2	6	1.67
(1,37)	1:A:104:ARG:NH1	2:B:99:HIS:HB3	6	1.67
(1,37)	1:A:104:ARG:NH1	2:B:99:HIS:HD1	6	1.67
(1,37)	1:A:104:ARG:NH1	2:B:99:HIS:HD2	6	1.67
(1,37)	1:A:104:ARG:NH1	2:B:99:HIS:HE1	6	1.67
(1,37)	1:A:104:ARG:NH1	2:B:99:HIS:HE2	6	1.67
(1,37)	1:A:104:ARG:NH1	2:B:99:HIS:N	6	1.67
(1,37)	1:A:104:ARG:NH1	2:B:99:HIS:ND1	6	1.67
(1,37)	1:A:104:ARG:NH1	2:B:99:HIS:NE2	6	1.67
(1,37)	1:A:104:ARG:NH1	2:B:99:HIS:O	6	1.67
(1,37)	1:A:104:ARG:NH1	2:B:101:VAL:C	6	1.67
(1,37)	1:A:104:ARG:NH1	2:B:101:VAL:CA	6	1.67
(1,37)	1:A:104:ARG:NH1	2:B:101:VAL:CB	6	1.67
(1,37)	1:A:104:ARG:NH1	2:B:101:VAL:CG1	6	1.67
(1,37)	1:A:104:ARG:NH1	2:B:101:VAL:CG2	6	1.67
(1,37)	1:A:104:ARG:NH1	2:B:101:VAL:H	6	1.67
(1,37)	1:A:104:ARG:NH1	2:B:101:VAL:HA	6	1.67
(1,37)	1:A:104:ARG:NH1	2:B:101:VAL:HB	6	1.67
(1,37)	1:A:104:ARG:NH1	2:B:101:VAL:HG11	6	1.67
(1,37)	1:A:104:ARG:NH1	2:B:101:VAL:HG12	6	1.67
(1,37)	1:A:104:ARG:NH1	2:B:101:VAL:HG13	6	1.67
(1,37)	1:A:104:ARG:NH1	2:B:101:VAL:HG21	6	1.67
(1,37)	1:A:104:ARG:NH1	2:B:101:VAL:HG22	6	1.67
(1,37)	1:A:104:ARG:NH1	2:B:101:VAL:HG23	6	1.67

*Continued on next page...*

*Continued from previous page...*

Key	Atom-1	Atom-2	Model ID	Violation (Å)
(1,37)	1:A:104:ARG:NH1	2:B:101:VAL:N	6	1.67
(1,37)	1:A:104:ARG:NH1	2:B:101:VAL:O	6	1.67
(1,37)	1:A:104:ARG:NH2	2:B:75:ILE:C	6	1.67
(1,37)	1:A:104:ARG:NH2	2:B:75:ILE:CA	6	1.67
(1,37)	1:A:104:ARG:NH2	2:B:75:ILE:CB	6	1.67
(1,37)	1:A:104:ARG:NH2	2:B:75:ILE:CD1	6	1.67
(1,37)	1:A:104:ARG:NH2	2:B:75:ILE:CG1	6	1.67
(1,37)	1:A:104:ARG:NH2	2:B:75:ILE:CG2	6	1.67
(1,37)	1:A:104:ARG:NH2	2:B:75:ILE:H	6	1.67
(1,37)	1:A:104:ARG:NH2	2:B:75:ILE:HA	6	1.67
(1,37)	1:A:104:ARG:NH2	2:B:75:ILE:HB	6	1.67
(1,37)	1:A:104:ARG:NH2	2:B:75:ILE:HD11	6	1.67
(1,37)	1:A:104:ARG:NH2	2:B:75:ILE:HD12	6	1.67
(1,37)	1:A:104:ARG:NH2	2:B:75:ILE:HD13	6	1.67
(1,37)	1:A:104:ARG:NH2	2:B:75:ILE:HG12	6	1.67
(1,37)	1:A:104:ARG:NH2	2:B:75:ILE:HG13	6	1.67
(1,37)	1:A:104:ARG:NH2	2:B:75:ILE:HG21	6	1.67
(1,37)	1:A:104:ARG:NH2	2:B:75:ILE:HG22	6	1.67
(1,37)	1:A:104:ARG:NH2	2:B:75:ILE:HG23	6	1.67
(1,37)	1:A:104:ARG:NH2	2:B:75:ILE:N	6	1.67
(1,37)	1:A:104:ARG:NH2	2:B:75:ILE:O	6	1.67
(1,37)	1:A:104:ARG:NH2	2:B:77:ALA:C	6	1.67
(1,37)	1:A:104:ARG:NH2	2:B:77:ALA:CA	6	1.67
(1,37)	1:A:104:ARG:NH2	2:B:77:ALA:CB	6	1.67
(1,37)	1:A:104:ARG:NH2	2:B:77:ALA:H	6	1.67
(1,37)	1:A:104:ARG:NH2	2:B:77:ALA:HA	6	1.67
(1,37)	1:A:104:ARG:NH2	2:B:77:ALA:HB1	6	1.67
(1,37)	1:A:104:ARG:NH2	2:B:77:ALA:HB2	6	1.67
(1,37)	1:A:104:ARG:NH2	2:B:77:ALA:HB3	6	1.67
(1,37)	1:A:104:ARG:NH2	2:B:77:ALA:N	6	1.67
(1,37)	1:A:104:ARG:NH2	2:B:77:ALA:O	6	1.67
(1,37)	1:A:104:ARG:NH2	2:B:78:GLY:C	6	1.67
(1,37)	1:A:104:ARG:NH2	2:B:78:GLY:CA	6	1.67
(1,37)	1:A:104:ARG:NH2	2:B:78:GLY:H	6	1.67
(1,37)	1:A:104:ARG:NH2	2:B:78:GLY:HA2	6	1.67
(1,37)	1:A:104:ARG:NH2	2:B:78:GLY:HA3	6	1.67
(1,37)	1:A:104:ARG:NH2	2:B:78:GLY:N	6	1.67
(1,37)	1:A:104:ARG:NH2	2:B:78:GLY:O	6	1.67
(1,37)	1:A:104:ARG:NH2	2:B:79:LYS:C	6	1.67
(1,37)	1:A:104:ARG:NH2	2:B:79:LYS:CA	6	1.67
(1,37)	1:A:104:ARG:NH2	2:B:79:LYS:CB	6	1.67
(1,37)	1:A:104:ARG:NH2	2:B:79:LYS:CD	6	1.67

*Continued on next page...*

*Continued from previous page...*

Key	Atom-1	Atom-2	Model ID	Violation (Å)
(1,37)	1:A:104:ARG:NH2	2:B:79:LYS:CE	6	1.67
(1,37)	1:A:104:ARG:NH2	2:B:79:LYS:CG	6	1.67
(1,37)	1:A:104:ARG:NH2	2:B:79:LYS:H	6	1.67
(1,37)	1:A:104:ARG:NH2	2:B:79:LYS:HA	6	1.67
(1,37)	1:A:104:ARG:NH2	2:B:79:LYS:HB2	6	1.67
(1,37)	1:A:104:ARG:NH2	2:B:79:LYS:HB3	6	1.67
(1,37)	1:A:104:ARG:NH2	2:B:79:LYS:HD2	6	1.67
(1,37)	1:A:104:ARG:NH2	2:B:79:LYS:HD3	6	1.67
(1,37)	1:A:104:ARG:NH2	2:B:79:LYS:HE2	6	1.67
(1,37)	1:A:104:ARG:NH2	2:B:79:LYS:HE3	6	1.67
(1,37)	1:A:104:ARG:NH2	2:B:79:LYS:HG2	6	1.67
(1,37)	1:A:104:ARG:NH2	2:B:79:LYS:HG3	6	1.67
(1,37)	1:A:104:ARG:NH2	2:B:79:LYS:HZ1	6	1.67
(1,37)	1:A:104:ARG:NH2	2:B:79:LYS:HZ2	6	1.67
(1,37)	1:A:104:ARG:NH2	2:B:79:LYS:HZ3	6	1.67
(1,37)	1:A:104:ARG:NH2	2:B:79:LYS:N	6	1.67
(1,37)	1:A:104:ARG:NH2	2:B:79:LYS:NZ	6	1.67
(1,37)	1:A:104:ARG:NH2	2:B:79:LYS:O	6	1.67
(1,37)	1:A:104:ARG:NH2	2:B:80:ILE:C	6	1.67
(1,37)	1:A:104:ARG:NH2	2:B:80:ILE:CA	6	1.67
(1,37)	1:A:104:ARG:NH2	2:B:80:ILE:CB	6	1.67
(1,37)	1:A:104:ARG:NH2	2:B:80:ILE:CD1	6	1.67
(1,37)	1:A:104:ARG:NH2	2:B:80:ILE:CG1	6	1.67
(1,37)	1:A:104:ARG:NH2	2:B:80:ILE:CG2	6	1.67
(1,37)	1:A:104:ARG:NH2	2:B:80:ILE:H	6	1.67
(1,37)	1:A:104:ARG:NH2	2:B:80:ILE:HA	6	1.67
(1,37)	1:A:104:ARG:NH2	2:B:80:ILE:HB	6	1.67
(1,37)	1:A:104:ARG:NH2	2:B:80:ILE:HD11	6	1.67
(1,37)	1:A:104:ARG:NH2	2:B:80:ILE:HD12	6	1.67
(1,37)	1:A:104:ARG:NH2	2:B:80:ILE:HD13	6	1.67
(1,37)	1:A:104:ARG:NH2	2:B:80:ILE:HG12	6	1.67
(1,37)	1:A:104:ARG:NH2	2:B:80:ILE:HG13	6	1.67
(1,37)	1:A:104:ARG:NH2	2:B:80:ILE:HG21	6	1.67
(1,37)	1:A:104:ARG:NH2	2:B:80:ILE:HG22	6	1.67
(1,37)	1:A:104:ARG:NH2	2:B:80:ILE:HG23	6	1.67
(1,37)	1:A:104:ARG:NH2	2:B:80:ILE:N	6	1.67
(1,37)	1:A:104:ARG:NH2	2:B:80:ILE:O	6	1.67
(1,37)	1:A:104:ARG:NH2	2:B:84:GLN:C	6	1.67
(1,37)	1:A:104:ARG:NH2	2:B:84:GLN:CA	6	1.67
(1,37)	1:A:104:ARG:NH2	2:B:84:GLN:CB	6	1.67
(1,37)	1:A:104:ARG:NH2	2:B:84:GLN:CD	6	1.67
(1,37)	1:A:104:ARG:NH2	2:B:84:GLN:CG	6	1.67

*Continued on next page...*

*Continued from previous page...*

Key	Atom-1	Atom-2	Model ID	Violation (Å)
(1,37)	1:A:104:ARG:NH2	2:B:84:GLN:H	6	1.67
(1,37)	1:A:104:ARG:NH2	2:B:84:GLN:HA	6	1.67
(1,37)	1:A:104:ARG:NH2	2:B:84:GLN:HB2	6	1.67
(1,37)	1:A:104:ARG:NH2	2:B:84:GLN:HB3	6	1.67
(1,37)	1:A:104:ARG:NH2	2:B:84:GLN:HE21	6	1.67
(1,37)	1:A:104:ARG:NH2	2:B:84:GLN:HE22	6	1.67
(1,37)	1:A:104:ARG:NH2	2:B:84:GLN:HG2	6	1.67
(1,37)	1:A:104:ARG:NH2	2:B:84:GLN:HG3	6	1.67
(1,37)	1:A:104:ARG:NH2	2:B:84:GLN:N	6	1.67
(1,37)	1:A:104:ARG:NH2	2:B:84:GLN:NE2	6	1.67
(1,37)	1:A:104:ARG:NH2	2:B:84:GLN:O	6	1.67
(1,37)	1:A:104:ARG:NH2	2:B:84:GLN:OE1	6	1.67
(1,37)	1:A:104:ARG:NH2	2:B:97:THR:C	6	1.67
(1,37)	1:A:104:ARG:NH2	2:B:97:THR:CA	6	1.67
(1,37)	1:A:104:ARG:NH2	2:B:97:THR:CB	6	1.67
(1,37)	1:A:104:ARG:NH2	2:B:97:THR:CG2	6	1.67
(1,37)	1:A:104:ARG:NH2	2:B:97:THR:H	6	1.67
(1,37)	1:A:104:ARG:NH2	2:B:97:THR:HA	6	1.67
(1,37)	1:A:104:ARG:NH2	2:B:97:THR:HB	6	1.67
(1,37)	1:A:104:ARG:NH2	2:B:97:THR:HG1	6	1.67
(1,37)	1:A:104:ARG:NH2	2:B:97:THR:HG21	6	1.67
(1,37)	1:A:104:ARG:NH2	2:B:97:THR:HG22	6	1.67
(1,37)	1:A:104:ARG:NH2	2:B:97:THR:HG23	6	1.67
(1,37)	1:A:104:ARG:NH2	2:B:97:THR:N	6	1.67
(1,37)	1:A:104:ARG:NH2	2:B:97:THR:O	6	1.67
(1,37)	1:A:104:ARG:NH2	2:B:97:THR:OG1	6	1.67
(1,37)	1:A:104:ARG:NH2	2:B:99:HIS:C	6	1.67
(1,37)	1:A:104:ARG:NH2	2:B:99:HIS:CA	6	1.67
(1,37)	1:A:104:ARG:NH2	2:B:99:HIS:CB	6	1.67
(1,37)	1:A:104:ARG:NH2	2:B:99:HIS:CD2	6	1.67
(1,37)	1:A:104:ARG:NH2	2:B:99:HIS:CE1	6	1.67
(1,37)	1:A:104:ARG:NH2	2:B:99:HIS:CG	6	1.67
(1,37)	1:A:104:ARG:NH2	2:B:99:HIS:H	6	1.67
(1,37)	1:A:104:ARG:NH2	2:B:99:HIS:HA	6	1.67
(1,37)	1:A:104:ARG:NH2	2:B:99:HIS:HB2	6	1.67
(1,37)	1:A:104:ARG:NH2	2:B:99:HIS:HB3	6	1.67
(1,37)	1:A:104:ARG:NH2	2:B:99:HIS:HD1	6	1.67
(1,37)	1:A:104:ARG:NH2	2:B:99:HIS:HD2	6	1.67
(1,37)	1:A:104:ARG:NH2	2:B:99:HIS:HE1	6	1.67
(1,37)	1:A:104:ARG:NH2	2:B:99:HIS:HE2	6	1.67
(1,37)	1:A:104:ARG:NH2	2:B:99:HIS:N	6	1.67
(1,37)	1:A:104:ARG:NH2	2:B:99:HIS:ND1	6	1.67

*Continued on next page...*

*Continued from previous page...*

Key	Atom-1	Atom-2	Model ID	Violation (Å)
(1,37)	1:A:104:ARG:NH2	2:B:99:HIS:NE2	6	1.67
(1,37)	1:A:104:ARG:NH2	2:B:99:HIS:O	6	1.67
(1,37)	1:A:104:ARG:NH2	2:B:101:VAL:C	6	1.67
(1,37)	1:A:104:ARG:NH2	2:B:101:VAL:CA	6	1.67
(1,37)	1:A:104:ARG:NH2	2:B:101:VAL:CB	6	1.67
(1,37)	1:A:104:ARG:NH2	2:B:101:VAL:CG1	6	1.67
(1,37)	1:A:104:ARG:NH2	2:B:101:VAL:CG2	6	1.67
(1,37)	1:A:104:ARG:NH2	2:B:101:VAL:H	6	1.67
(1,37)	1:A:104:ARG:NH2	2:B:101:VAL:HA	6	1.67
(1,37)	1:A:104:ARG:NH2	2:B:101:VAL:HB	6	1.67
(1,37)	1:A:104:ARG:NH2	2:B:101:VAL:HG11	6	1.67
(1,37)	1:A:104:ARG:NH2	2:B:101:VAL:HG12	6	1.67
(1,37)	1:A:104:ARG:NH2	2:B:101:VAL:HG13	6	1.67
(1,37)	1:A:104:ARG:NH2	2:B:101:VAL:HG21	6	1.67
(1,37)	1:A:104:ARG:NH2	2:B:101:VAL:HG22	6	1.67
(1,37)	1:A:104:ARG:NH2	2:B:101:VAL:HG23	6	1.67
(1,37)	1:A:104:ARG:NH2	2:B:101:VAL:N	6	1.67
(1,37)	1:A:104:ARG:NH2	2:B:101:VAL:O	6	1.67
(1,37)	1:A:104:ARG:O	2:B:75:ILE:C	6	1.67
(1,37)	1:A:104:ARG:O	2:B:75:ILE:CA	6	1.67
(1,37)	1:A:104:ARG:O	2:B:75:ILE:CB	6	1.67
(1,37)	1:A:104:ARG:O	2:B:75:ILE:CD1	6	1.67
(1,37)	1:A:104:ARG:O	2:B:75:ILE:CG1	6	1.67
(1,37)	1:A:104:ARG:O	2:B:75:ILE:CG2	6	1.67
(1,37)	1:A:104:ARG:O	2:B:75:ILE:H	6	1.67
(1,37)	1:A:104:ARG:O	2:B:75:ILE:HA	6	1.67
(1,37)	1:A:104:ARG:O	2:B:75:ILE:HB	6	1.67
(1,37)	1:A:104:ARG:O	2:B:75:ILE:HD11	6	1.67
(1,37)	1:A:104:ARG:O	2:B:75:ILE:HD12	6	1.67
(1,37)	1:A:104:ARG:O	2:B:75:ILE:HD13	6	1.67
(1,37)	1:A:104:ARG:O	2:B:75:ILE:HG12	6	1.67
(1,37)	1:A:104:ARG:O	2:B:75:ILE:HG13	6	1.67
(1,37)	1:A:104:ARG:O	2:B:75:ILE:HG21	6	1.67
(1,37)	1:A:104:ARG:O	2:B:75:ILE:HG22	6	1.67
(1,37)	1:A:104:ARG:O	2:B:75:ILE:HG23	6	1.67
(1,37)	1:A:104:ARG:O	2:B:75:ILE:N	6	1.67
(1,37)	1:A:104:ARG:O	2:B:75:ILE:O	6	1.67
(1,37)	1:A:104:ARG:O	2:B:77:ALA:C	6	1.67
(1,37)	1:A:104:ARG:O	2:B:77:ALA:CA	6	1.67
(1,37)	1:A:104:ARG:O	2:B:77:ALA:CB	6	1.67
(1,37)	1:A:104:ARG:O	2:B:77:ALA:H	6	1.67
(1,37)	1:A:104:ARG:O	2:B:77:ALA:HA	6	1.67

*Continued on next page...*



*Continued from previous page...*

Key	Atom-1	Atom-2	Model ID	Violation (Å)
(1,37)	1:A:104:ARG:O	2:B:77:ALA:HB1	6	1.67
(1,37)	1:A:104:ARG:O	2:B:77:ALA:HB2	6	1.67
(1,37)	1:A:104:ARG:O	2:B:77:ALA:HB3	6	1.67
(1,37)	1:A:104:ARG:O	2:B:77:ALA:N	6	1.67
(1,37)	1:A:104:ARG:O	2:B:77:ALA:O	6	1.67
(1,37)	1:A:104:ARG:O	2:B:78:GLY:C	6	1.67
(1,37)	1:A:104:ARG:O	2:B:78:GLY:CA	6	1.67
(1,37)	1:A:104:ARG:O	2:B:78:GLY:H	6	1.67
(1,37)	1:A:104:ARG:O	2:B:78:GLY:HA2	6	1.67
(1,37)	1:A:104:ARG:O	2:B:78:GLY:HA3	6	1.67
(1,37)	1:A:104:ARG:O	2:B:78:GLY:N	6	1.67
(1,37)	1:A:104:ARG:O	2:B:78:GLY:O	6	1.67
(1,37)	1:A:104:ARG:O	2:B:79:LYS:C	6	1.67
(1,37)	1:A:104:ARG:O	2:B:79:LYS:CA	6	1.67
(1,37)	1:A:104:ARG:O	2:B:79:LYS:CB	6	1.67
(1,37)	1:A:104:ARG:O	2:B:79:LYS:CD	6	1.67
(1,37)	1:A:104:ARG:O	2:B:79:LYS:CE	6	1.67
(1,37)	1:A:104:ARG:O	2:B:79:LYS:CG	6	1.67
(1,37)	1:A:104:ARG:O	2:B:79:LYS:H	6	1.67
(1,37)	1:A:104:ARG:O	2:B:79:LYS:HA	6	1.67
(1,37)	1:A:104:ARG:O	2:B:79:LYS:HB2	6	1.67
(1,37)	1:A:104:ARG:O	2:B:79:LYS:HB3	6	1.67
(1,37)	1:A:104:ARG:O	2:B:79:LYS:HD2	6	1.67
(1,37)	1:A:104:ARG:O	2:B:79:LYS:HD3	6	1.67
(1,37)	1:A:104:ARG:O	2:B:79:LYS:HE2	6	1.67
(1,37)	1:A:104:ARG:O	2:B:79:LYS:HE3	6	1.67
(1,37)	1:A:104:ARG:O	2:B:79:LYS:HG2	6	1.67
(1,37)	1:A:104:ARG:O	2:B:79:LYS:HG3	6	1.67
(1,37)	1:A:104:ARG:O	2:B:79:LYS:HZ1	6	1.67
(1,37)	1:A:104:ARG:O	2:B:79:LYS:HZ2	6	1.67
(1,37)	1:A:104:ARG:O	2:B:79:LYS:HZ3	6	1.67
(1,37)	1:A:104:ARG:O	2:B:79:LYS:N	6	1.67
(1,37)	1:A:104:ARG:O	2:B:79:LYS:NZ	6	1.67
(1,37)	1:A:104:ARG:O	2:B:79:LYS:O	6	1.67
(1,37)	1:A:104:ARG:O	2:B:80:ILE:C	6	1.67
(1,37)	1:A:104:ARG:O	2:B:80:ILE:CA	6	1.67
(1,37)	1:A:104:ARG:O	2:B:80:ILE:CB	6	1.67
(1,37)	1:A:104:ARG:O	2:B:80:ILE:CD1	6	1.67
(1,37)	1:A:104:ARG:O	2:B:80:ILE:CG1	6	1.67
(1,37)	1:A:104:ARG:O	2:B:80:ILE:CG2	6	1.67
(1,37)	1:A:104:ARG:O	2:B:80:ILE:H	6	1.67
(1,37)	1:A:104:ARG:O	2:B:80:ILE:HA	6	1.67

*Continued on next page...*

*Continued from previous page...*

Key	Atom-1	Atom-2	Model ID	Violation (Å)
(1,37)	1:A:104:ARG:O	2:B:80:ILE:HB	6	1.67
(1,37)	1:A:104:ARG:O	2:B:80:ILE:HD11	6	1.67
(1,37)	1:A:104:ARG:O	2:B:80:ILE:HD12	6	1.67
(1,37)	1:A:104:ARG:O	2:B:80:ILE:HD13	6	1.67
(1,37)	1:A:104:ARG:O	2:B:80:ILE:HG12	6	1.67
(1,37)	1:A:104:ARG:O	2:B:80:ILE:HG13	6	1.67
(1,37)	1:A:104:ARG:O	2:B:80:ILE:HG21	6	1.67
(1,37)	1:A:104:ARG:O	2:B:80:ILE:HG22	6	1.67
(1,37)	1:A:104:ARG:O	2:B:80:ILE:HG23	6	1.67
(1,37)	1:A:104:ARG:O	2:B:80:ILE:N	6	1.67
(1,37)	1:A:104:ARG:O	2:B:80:ILE:O	6	1.67
(1,37)	1:A:104:ARG:O	2:B:84:GLN:C	6	1.67
(1,37)	1:A:104:ARG:O	2:B:84:GLN:CA	6	1.67
(1,37)	1:A:104:ARG:O	2:B:84:GLN:CB	6	1.67
(1,37)	1:A:104:ARG:O	2:B:84:GLN:CD	6	1.67
(1,37)	1:A:104:ARG:O	2:B:84:GLN:CG	6	1.67
(1,37)	1:A:104:ARG:O	2:B:84:GLN:H	6	1.67
(1,37)	1:A:104:ARG:O	2:B:84:GLN:HA	6	1.67
(1,37)	1:A:104:ARG:O	2:B:84:GLN:HB2	6	1.67
(1,37)	1:A:104:ARG:O	2:B:84:GLN:HB3	6	1.67
(1,37)	1:A:104:ARG:O	2:B:84:GLN:HE21	6	1.67
(1,37)	1:A:104:ARG:O	2:B:84:GLN:HE22	6	1.67
(1,37)	1:A:104:ARG:O	2:B:84:GLN:HG2	6	1.67
(1,37)	1:A:104:ARG:O	2:B:84:GLN:HG3	6	1.67
(1,37)	1:A:104:ARG:O	2:B:84:GLN:N	6	1.67
(1,37)	1:A:104:ARG:O	2:B:84:GLN:NE2	6	1.67
(1,37)	1:A:104:ARG:O	2:B:84:GLN:O	6	1.67
(1,37)	1:A:104:ARG:O	2:B:84:GLN:OE1	6	1.67
(1,37)	1:A:104:ARG:O	2:B:97:THR:C	6	1.67
(1,37)	1:A:104:ARG:O	2:B:97:THR:CA	6	1.67
(1,37)	1:A:104:ARG:O	2:B:97:THR:CB	6	1.67
(1,37)	1:A:104:ARG:O	2:B:97:THR:CG2	6	1.67
(1,37)	1:A:104:ARG:O	2:B:97:THR:H	6	1.67
(1,37)	1:A:104:ARG:O	2:B:97:THR:HA	6	1.67
(1,37)	1:A:104:ARG:O	2:B:97:THR:HB	6	1.67
(1,37)	1:A:104:ARG:O	2:B:97:THR:HG1	6	1.67
(1,37)	1:A:104:ARG:O	2:B:97:THR:HG21	6	1.67
(1,37)	1:A:104:ARG:O	2:B:97:THR:HG22	6	1.67
(1,37)	1:A:104:ARG:O	2:B:97:THR:HG23	6	1.67
(1,37)	1:A:104:ARG:O	2:B:97:THR:N	6	1.67
(1,37)	1:A:104:ARG:O	2:B:97:THR:O	6	1.67
(1,37)	1:A:104:ARG:O	2:B:97:THR:OG1	6	1.67

*Continued on next page...*

*Continued from previous page...*

Key	Atom-1	Atom-2	Model ID	Violation (Å)
(1,37)	1:A:104:ARG:O	2:B:99:HIS:C	6	1.67
(1,37)	1:A:104:ARG:O	2:B:99:HIS:CA	6	1.67
(1,37)	1:A:104:ARG:O	2:B:99:HIS:CB	6	1.67
(1,37)	1:A:104:ARG:O	2:B:99:HIS:CD2	6	1.67
(1,37)	1:A:104:ARG:O	2:B:99:HIS:CE1	6	1.67
(1,37)	1:A:104:ARG:O	2:B:99:HIS:CG	6	1.67
(1,37)	1:A:104:ARG:O	2:B:99:HIS:H	6	1.67
(1,37)	1:A:104:ARG:O	2:B:99:HIS:HA	6	1.67
(1,37)	1:A:104:ARG:O	2:B:99:HIS:HB2	6	1.67
(1,37)	1:A:104:ARG:O	2:B:99:HIS:HB3	6	1.67
(1,37)	1:A:104:ARG:O	2:B:99:HIS:HD1	6	1.67
(1,37)	1:A:104:ARG:O	2:B:99:HIS:HD2	6	1.67
(1,37)	1:A:104:ARG:O	2:B:99:HIS:HE1	6	1.67
(1,37)	1:A:104:ARG:O	2:B:99:HIS:HE2	6	1.67
(1,37)	1:A:104:ARG:O	2:B:99:HIS:N	6	1.67
(1,37)	1:A:104:ARG:O	2:B:99:HIS:ND1	6	1.67
(1,37)	1:A:104:ARG:O	2:B:99:HIS:NE2	6	1.67
(1,37)	1:A:104:ARG:O	2:B:99:HIS:O	6	1.67
(1,37)	1:A:104:ARG:O	2:B:101:VAL:C	6	1.67
(1,37)	1:A:104:ARG:O	2:B:101:VAL:CA	6	1.67
(1,37)	1:A:104:ARG:O	2:B:101:VAL:CB	6	1.67
(1,37)	1:A:104:ARG:O	2:B:101:VAL:CG1	6	1.67
(1,37)	1:A:104:ARG:O	2:B:101:VAL:CG2	6	1.67
(1,37)	1:A:104:ARG:O	2:B:101:VAL:H	6	1.67
(1,37)	1:A:104:ARG:O	2:B:101:VAL:HA	6	1.67
(1,37)	1:A:104:ARG:O	2:B:101:VAL:HB	6	1.67
(1,37)	1:A:104:ARG:O	2:B:101:VAL:HG11	6	1.67
(1,37)	1:A:104:ARG:O	2:B:101:VAL:HG12	6	1.67
(1,37)	1:A:104:ARG:O	2:B:101:VAL:HG13	6	1.67
(1,37)	1:A:104:ARG:O	2:B:101:VAL:HG21	6	1.67
(1,37)	1:A:104:ARG:O	2:B:101:VAL:HG22	6	1.67
(1,37)	1:A:104:ARG:O	2:B:101:VAL:HG23	6	1.67
(1,37)	1:A:104:ARG:O	2:B:101:VAL:N	6	1.67
(1,37)	1:A:104:ARG:O	2:B:101:VAL:O	6	1.67
(1,33)	1:A:55:SER:C	2:B:75:ILE:C	17	1.67
(1,33)	1:A:55:SER:C	2:B:75:ILE:CA	17	1.67
(1,33)	1:A:55:SER:C	2:B:75:ILE:CB	17	1.67
(1,33)	1:A:55:SER:C	2:B:75:ILE:CD1	17	1.67
(1,33)	1:A:55:SER:C	2:B:75:ILE:CG1	17	1.67
(1,33)	1:A:55:SER:C	2:B:75:ILE:CG2	17	1.67
(1,33)	1:A:55:SER:C	2:B:75:ILE:H	17	1.67
(1,33)	1:A:55:SER:C	2:B:75:ILE:HA	17	1.67

*Continued on next page...*

*Continued from previous page...*

Key	Atom-1	Atom-2	Model ID	Violation (Å)
(1,33)	1:A:55:SER:C	2:B:75:ILE:HB	17	1.67
(1,33)	1:A:55:SER:C	2:B:75:ILE:HD11	17	1.67
(1,33)	1:A:55:SER:C	2:B:75:ILE:HD12	17	1.67
(1,33)	1:A:55:SER:C	2:B:75:ILE:HD13	17	1.67
(1,33)	1:A:55:SER:C	2:B:75:ILE:HG12	17	1.67
(1,33)	1:A:55:SER:C	2:B:75:ILE:HG13	17	1.67
(1,33)	1:A:55:SER:C	2:B:75:ILE:HG21	17	1.67
(1,33)	1:A:55:SER:C	2:B:75:ILE:HG22	17	1.67
(1,33)	1:A:55:SER:C	2:B:75:ILE:HG23	17	1.67
(1,33)	1:A:55:SER:C	2:B:75:ILE:N	17	1.67
(1,33)	1:A:55:SER:C	2:B:75:ILE:O	17	1.67
(1,33)	1:A:55:SER:C	2:B:77:ALA:C	17	1.67
(1,33)	1:A:55:SER:C	2:B:77:ALA:CA	17	1.67
(1,33)	1:A:55:SER:C	2:B:77:ALA:CB	17	1.67
(1,33)	1:A:55:SER:C	2:B:77:ALA:H	17	1.67
(1,33)	1:A:55:SER:C	2:B:77:ALA:HA	17	1.67
(1,33)	1:A:55:SER:C	2:B:77:ALA:HB1	17	1.67
(1,33)	1:A:55:SER:C	2:B:77:ALA:HB2	17	1.67
(1,33)	1:A:55:SER:C	2:B:77:ALA:HB3	17	1.67
(1,33)	1:A:55:SER:C	2:B:77:ALA:N	17	1.67
(1,33)	1:A:55:SER:C	2:B:77:ALA:O	17	1.67
(1,33)	1:A:55:SER:C	2:B:78:GLY:C	17	1.67
(1,33)	1:A:55:SER:C	2:B:78:GLY:CA	17	1.67
(1,33)	1:A:55:SER:C	2:B:78:GLY:H	17	1.67
(1,33)	1:A:55:SER:C	2:B:78:GLY:HA2	17	1.67
(1,33)	1:A:55:SER:C	2:B:78:GLY:HA3	17	1.67
(1,33)	1:A:55:SER:C	2:B:78:GLY:N	17	1.67
(1,33)	1:A:55:SER:C	2:B:78:GLY:O	17	1.67
(1,33)	1:A:55:SER:C	2:B:79:LYS:C	17	1.67
(1,33)	1:A:55:SER:C	2:B:79:LYS:CA	17	1.67
(1,33)	1:A:55:SER:C	2:B:79:LYS:CB	17	1.67
(1,33)	1:A:55:SER:C	2:B:79:LYS:CD	17	1.67
(1,33)	1:A:55:SER:C	2:B:79:LYS:CE	17	1.67
(1,33)	1:A:55:SER:C	2:B:79:LYS:CG	17	1.67
(1,33)	1:A:55:SER:C	2:B:79:LYS:H	17	1.67
(1,33)	1:A:55:SER:C	2:B:79:LYS:HA	17	1.67
(1,33)	1:A:55:SER:C	2:B:79:LYS:HB2	17	1.67
(1,33)	1:A:55:SER:C	2:B:79:LYS:HB3	17	1.67
(1,33)	1:A:55:SER:C	2:B:79:LYS:HD2	17	1.67
(1,33)	1:A:55:SER:C	2:B:79:LYS:HD3	17	1.67
(1,33)	1:A:55:SER:C	2:B:79:LYS:HE2	17	1.67
(1,33)	1:A:55:SER:C	2:B:79:LYS:HE3	17	1.67

*Continued on next page...*

*Continued from previous page...*

Key	Atom-1	Atom-2	Model ID	Violation (Å)
(1,33)	1:A:55:SER:C	2:B:79:LYS:HG2	17	1.67
(1,33)	1:A:55:SER:C	2:B:79:LYS:HG3	17	1.67
(1,33)	1:A:55:SER:C	2:B:79:LYS:HZ1	17	1.67
(1,33)	1:A:55:SER:C	2:B:79:LYS:HZ2	17	1.67
(1,33)	1:A:55:SER:C	2:B:79:LYS:HZ3	17	1.67
(1,33)	1:A:55:SER:C	2:B:79:LYS:N	17	1.67
(1,33)	1:A:55:SER:C	2:B:79:LYS:NZ	17	1.67
(1,33)	1:A:55:SER:C	2:B:79:LYS:O	17	1.67
(1,33)	1:A:55:SER:C	2:B:80:ILE:C	17	1.67
(1,33)	1:A:55:SER:C	2:B:80:ILE:CA	17	1.67
(1,33)	1:A:55:SER:C	2:B:80:ILE:CB	17	1.67
(1,33)	1:A:55:SER:C	2:B:80:ILE:CD1	17	1.67
(1,33)	1:A:55:SER:C	2:B:80:ILE:CG1	17	1.67
(1,33)	1:A:55:SER:C	2:B:80:ILE:CG2	17	1.67
(1,33)	1:A:55:SER:C	2:B:80:ILE:H	17	1.67
(1,33)	1:A:55:SER:C	2:B:80:ILE:HA	17	1.67
(1,33)	1:A:55:SER:C	2:B:80:ILE:HB	17	1.67
(1,33)	1:A:55:SER:C	2:B:80:ILE:HD11	17	1.67
(1,33)	1:A:55:SER:C	2:B:80:ILE:HD12	17	1.67
(1,33)	1:A:55:SER:C	2:B:80:ILE:HD13	17	1.67
(1,33)	1:A:55:SER:C	2:B:80:ILE:HG12	17	1.67
(1,33)	1:A:55:SER:C	2:B:80:ILE:HG13	17	1.67
(1,33)	1:A:55:SER:C	2:B:80:ILE:HG21	17	1.67
(1,33)	1:A:55:SER:C	2:B:80:ILE:HG22	17	1.67
(1,33)	1:A:55:SER:C	2:B:80:ILE:HG23	17	1.67
(1,33)	1:A:55:SER:C	2:B:80:ILE:N	17	1.67
(1,33)	1:A:55:SER:C	2:B:80:ILE:O	17	1.67
(1,33)	1:A:55:SER:C	2:B:84:GLN:C	17	1.67
(1,33)	1:A:55:SER:C	2:B:84:GLN:CA	17	1.67
(1,33)	1:A:55:SER:C	2:B:84:GLN:CB	17	1.67
(1,33)	1:A:55:SER:C	2:B:84:GLN:CD	17	1.67
(1,33)	1:A:55:SER:C	2:B:84:GLN:CG	17	1.67
(1,33)	1:A:55:SER:C	2:B:84:GLN:H	17	1.67
(1,33)	1:A:55:SER:C	2:B:84:GLN:HA	17	1.67
(1,33)	1:A:55:SER:C	2:B:84:GLN:HB2	17	1.67
(1,33)	1:A:55:SER:C	2:B:84:GLN:HB3	17	1.67
(1,33)	1:A:55:SER:C	2:B:84:GLN:HE21	17	1.67
(1,33)	1:A:55:SER:C	2:B:84:GLN:HE22	17	1.67
(1,33)	1:A:55:SER:C	2:B:84:GLN:HG2	17	1.67
(1,33)	1:A:55:SER:C	2:B:84:GLN:HG3	17	1.67
(1,33)	1:A:55:SER:C	2:B:84:GLN:N	17	1.67
(1,33)	1:A:55:SER:C	2:B:84:GLN:NE2	17	1.67

*Continued on next page...*

*Continued from previous page...*

Key	Atom-1	Atom-2	Model ID	Violation (Å)
(1,33)	1:A:55:SER:C	2:B:84:GLN:O	17	1.67
(1,33)	1:A:55:SER:C	2:B:84:GLN:OE1	17	1.67
(1,33)	1:A:55:SER:C	2:B:97:THR:C	17	1.67
(1,33)	1:A:55:SER:C	2:B:97:THR:CA	17	1.67
(1,33)	1:A:55:SER:C	2:B:97:THR:CB	17	1.67
(1,33)	1:A:55:SER:C	2:B:97:THR:CG2	17	1.67
(1,33)	1:A:55:SER:C	2:B:97:THR:H	17	1.67
(1,33)	1:A:55:SER:C	2:B:97:THR:HA	17	1.67
(1,33)	1:A:55:SER:C	2:B:97:THR:HB	17	1.67
(1,33)	1:A:55:SER:C	2:B:97:THR:HG1	17	1.67
(1,33)	1:A:55:SER:C	2:B:97:THR:HG21	17	1.67
(1,33)	1:A:55:SER:C	2:B:97:THR:HG22	17	1.67
(1,33)	1:A:55:SER:C	2:B:97:THR:HG23	17	1.67
(1,33)	1:A:55:SER:C	2:B:97:THR:N	17	1.67
(1,33)	1:A:55:SER:C	2:B:97:THR:O	17	1.67
(1,33)	1:A:55:SER:C	2:B:97:THR:OG1	17	1.67
(1,33)	1:A:55:SER:C	2:B:99:HIS:C	17	1.67
(1,33)	1:A:55:SER:C	2:B:99:HIS:CA	17	1.67
(1,33)	1:A:55:SER:C	2:B:99:HIS:CB	17	1.67
(1,33)	1:A:55:SER:C	2:B:99:HIS:CD2	17	1.67
(1,33)	1:A:55:SER:C	2:B:99:HIS:CE1	17	1.67
(1,33)	1:A:55:SER:C	2:B:99:HIS:CG	17	1.67
(1,33)	1:A:55:SER:C	2:B:99:HIS:H	17	1.67
(1,33)	1:A:55:SER:C	2:B:99:HIS:HA	17	1.67
(1,33)	1:A:55:SER:C	2:B:99:HIS:HB2	17	1.67
(1,33)	1:A:55:SER:C	2:B:99:HIS:HB3	17	1.67
(1,33)	1:A:55:SER:C	2:B:99:HIS:HD1	17	1.67
(1,33)	1:A:55:SER:C	2:B:99:HIS:HD2	17	1.67
(1,33)	1:A:55:SER:C	2:B:99:HIS:HE1	17	1.67
(1,33)	1:A:55:SER:C	2:B:99:HIS:HE2	17	1.67
(1,33)	1:A:55:SER:C	2:B:99:HIS:N	17	1.67
(1,33)	1:A:55:SER:C	2:B:99:HIS:ND1	17	1.67
(1,33)	1:A:55:SER:C	2:B:99:HIS:NE2	17	1.67
(1,33)	1:A:55:SER:C	2:B:99:HIS:O	17	1.67
(1,33)	1:A:55:SER:C	2:B:101:VAL:C	17	1.67
(1,33)	1:A:55:SER:C	2:B:101:VAL:CA	17	1.67
(1,33)	1:A:55:SER:C	2:B:101:VAL:CB	17	1.67
(1,33)	1:A:55:SER:C	2:B:101:VAL:CG1	17	1.67
(1,33)	1:A:55:SER:C	2:B:101:VAL:CG2	17	1.67
(1,33)	1:A:55:SER:C	2:B:101:VAL:H	17	1.67
(1,33)	1:A:55:SER:C	2:B:101:VAL:HA	17	1.67
(1,33)	1:A:55:SER:C	2:B:101:VAL:HB	17	1.67

*Continued on next page...*

*Continued from previous page...*

Key	Atom-1	Atom-2	Model ID	Violation (Å)
(1,33)	1:A:55:SER:C	2:B:101:VAL:HG11	17	1.67
(1,33)	1:A:55:SER:C	2:B:101:VAL:HG12	17	1.67
(1,33)	1:A:55:SER:C	2:B:101:VAL:HG13	17	1.67
(1,33)	1:A:55:SER:C	2:B:101:VAL:HG21	17	1.67
(1,33)	1:A:55:SER:C	2:B:101:VAL:HG22	17	1.67
(1,33)	1:A:55:SER:C	2:B:101:VAL:HG23	17	1.67
(1,33)	1:A:55:SER:C	2:B:101:VAL:N	17	1.67
(1,33)	1:A:55:SER:C	2:B:101:VAL:O	17	1.67
(1,33)	1:A:55:SER:CA	2:B:75:ILE:C	17	1.67
(1,33)	1:A:55:SER:CA	2:B:75:ILE:CA	17	1.67
(1,33)	1:A:55:SER:CA	2:B:75:ILE:CB	17	1.67
(1,33)	1:A:55:SER:CA	2:B:75:ILE:CD1	17	1.67
(1,33)	1:A:55:SER:CA	2:B:75:ILE:CG1	17	1.67
(1,33)	1:A:55:SER:CA	2:B:75:ILE:CG2	17	1.67
(1,33)	1:A:55:SER:CA	2:B:75:ILE:H	17	1.67
(1,33)	1:A:55:SER:CA	2:B:75:ILE:HA	17	1.67
(1,33)	1:A:55:SER:CA	2:B:75:ILE:HB	17	1.67
(1,33)	1:A:55:SER:CA	2:B:75:ILE:HD11	17	1.67
(1,33)	1:A:55:SER:CA	2:B:75:ILE:HD12	17	1.67
(1,33)	1:A:55:SER:CA	2:B:75:ILE:HD13	17	1.67
(1,33)	1:A:55:SER:CA	2:B:75:ILE:HG12	17	1.67
(1,33)	1:A:55:SER:CA	2:B:75:ILE:HG13	17	1.67
(1,33)	1:A:55:SER:CA	2:B:75:ILE:HG21	17	1.67
(1,33)	1:A:55:SER:CA	2:B:75:ILE:HG22	17	1.67
(1,33)	1:A:55:SER:CA	2:B:75:ILE:HG23	17	1.67
(1,33)	1:A:55:SER:CA	2:B:75:ILE:N	17	1.67
(1,33)	1:A:55:SER:CA	2:B:75:ILE:O	17	1.67
(1,33)	1:A:55:SER:CA	2:B:77:ALA:C	17	1.67
(1,33)	1:A:55:SER:CA	2:B:77:ALA:CA	17	1.67
(1,33)	1:A:55:SER:CA	2:B:77:ALA:CB	17	1.67
(1,33)	1:A:55:SER:CA	2:B:77:ALA:H	17	1.67
(1,33)	1:A:55:SER:CA	2:B:77:ALA:HA	17	1.67
(1,33)	1:A:55:SER:CA	2:B:77:ALA:HB1	17	1.67
(1,33)	1:A:55:SER:CA	2:B:77:ALA:HB2	17	1.67
(1,33)	1:A:55:SER:CA	2:B:77:ALA:HB3	17	1.67
(1,33)	1:A:55:SER:CA	2:B:77:ALA:N	17	1.67
(1,33)	1:A:55:SER:CA	2:B:77:ALA:O	17	1.67
(1,33)	1:A:55:SER:CA	2:B:78:GLY:C	17	1.67
(1,33)	1:A:55:SER:CA	2:B:78:GLY:CA	17	1.67
(1,33)	1:A:55:SER:CA	2:B:78:GLY:H	17	1.67
(1,33)	1:A:55:SER:CA	2:B:78:GLY:HA2	17	1.67
(1,33)	1:A:55:SER:CA	2:B:78:GLY:HA3	17	1.67

*Continued on next page...*

*Continued from previous page...*

Key	Atom-1	Atom-2	Model ID	Violation (Å)
(1,33)	1:A:55:SER:CA	2:B:78:GLY:N	17	1.67
(1,33)	1:A:55:SER:CA	2:B:78:GLY:O	17	1.67
(1,33)	1:A:55:SER:CA	2:B:79:LYS:C	17	1.67
(1,33)	1:A:55:SER:CA	2:B:79:LYS:CA	17	1.67
(1,33)	1:A:55:SER:CA	2:B:79:LYS:CB	17	1.67
(1,33)	1:A:55:SER:CA	2:B:79:LYS:CD	17	1.67
(1,33)	1:A:55:SER:CA	2:B:79:LYS:CE	17	1.67
(1,33)	1:A:55:SER:CA	2:B:79:LYS:CG	17	1.67
(1,33)	1:A:55:SER:CA	2:B:79:LYS:H	17	1.67
(1,33)	1:A:55:SER:CA	2:B:79:LYS:HA	17	1.67
(1,33)	1:A:55:SER:CA	2:B:79:LYS:HB2	17	1.67
(1,33)	1:A:55:SER:CA	2:B:79:LYS:HB3	17	1.67
(1,33)	1:A:55:SER:CA	2:B:79:LYS:HD2	17	1.67
(1,33)	1:A:55:SER:CA	2:B:79:LYS:HD3	17	1.67
(1,33)	1:A:55:SER:CA	2:B:79:LYS:HE2	17	1.67
(1,33)	1:A:55:SER:CA	2:B:79:LYS:HE3	17	1.67
(1,33)	1:A:55:SER:CA	2:B:79:LYS:HG2	17	1.67
(1,33)	1:A:55:SER:CA	2:B:79:LYS:HG3	17	1.67
(1,33)	1:A:55:SER:CA	2:B:79:LYS:HZ1	17	1.67
(1,33)	1:A:55:SER:CA	2:B:79:LYS:HZ2	17	1.67
(1,33)	1:A:55:SER:CA	2:B:79:LYS:HZ3	17	1.67
(1,33)	1:A:55:SER:CA	2:B:79:LYS:N	17	1.67
(1,33)	1:A:55:SER:CA	2:B:79:LYS:NZ	17	1.67
(1,33)	1:A:55:SER:CA	2:B:79:LYS:O	17	1.67
(1,33)	1:A:55:SER:CA	2:B:80:ILE:C	17	1.67
(1,33)	1:A:55:SER:CA	2:B:80:ILE:CA	17	1.67
(1,33)	1:A:55:SER:CA	2:B:80:ILE:CB	17	1.67
(1,33)	1:A:55:SER:CA	2:B:80:ILE:CD1	17	1.67
(1,33)	1:A:55:SER:CA	2:B:80:ILE:CG1	17	1.67
(1,33)	1:A:55:SER:CA	2:B:80:ILE:CG2	17	1.67
(1,33)	1:A:55:SER:CA	2:B:80:ILE:H	17	1.67
(1,33)	1:A:55:SER:CA	2:B:80:ILE:HA	17	1.67
(1,33)	1:A:55:SER:CA	2:B:80:ILE:HB	17	1.67
(1,33)	1:A:55:SER:CA	2:B:80:ILE:HD11	17	1.67
(1,33)	1:A:55:SER:CA	2:B:80:ILE:HD12	17	1.67
(1,33)	1:A:55:SER:CA	2:B:80:ILE:HD13	17	1.67
(1,33)	1:A:55:SER:CA	2:B:80:ILE:HG12	17	1.67
(1,33)	1:A:55:SER:CA	2:B:80:ILE:HG13	17	1.67
(1,33)	1:A:55:SER:CA	2:B:80:ILE:HG21	17	1.67
(1,33)	1:A:55:SER:CA	2:B:80:ILE:HG22	17	1.67
(1,33)	1:A:55:SER:CA	2:B:80:ILE:HG23	17	1.67
(1,33)	1:A:55:SER:CA	2:B:80:ILE:N	17	1.67

*Continued on next page...*



*Continued from previous page...*

Key	Atom-1	Atom-2	Model ID	Violation (Å)
(1,33)	1:A:55:SER:CA	2:B:80:ILE:O	17	1.67
(1,33)	1:A:55:SER:CA	2:B:84:GLN:C	17	1.67
(1,33)	1:A:55:SER:CA	2:B:84:GLN:CA	17	1.67
(1,33)	1:A:55:SER:CA	2:B:84:GLN:CB	17	1.67
(1,33)	1:A:55:SER:CA	2:B:84:GLN:CD	17	1.67
(1,33)	1:A:55:SER:CA	2:B:84:GLN:CG	17	1.67
(1,33)	1:A:55:SER:CA	2:B:84:GLN:H	17	1.67
(1,33)	1:A:55:SER:CA	2:B:84:GLN:HA	17	1.67
(1,33)	1:A:55:SER:CA	2:B:84:GLN:HB2	17	1.67
(1,33)	1:A:55:SER:CA	2:B:84:GLN:HB3	17	1.67
(1,33)	1:A:55:SER:CA	2:B:84:GLN:HE21	17	1.67
(1,33)	1:A:55:SER:CA	2:B:84:GLN:HE22	17	1.67
(1,33)	1:A:55:SER:CA	2:B:84:GLN:HG2	17	1.67
(1,33)	1:A:55:SER:CA	2:B:84:GLN:HG3	17	1.67
(1,33)	1:A:55:SER:CA	2:B:84:GLN:N	17	1.67
(1,33)	1:A:55:SER:CA	2:B:84:GLN:NE2	17	1.67
(1,33)	1:A:55:SER:CA	2:B:84:GLN:O	17	1.67
(1,33)	1:A:55:SER:CA	2:B:84:GLN:OE1	17	1.67
(1,33)	1:A:55:SER:CA	2:B:97:THR:C	17	1.67
(1,33)	1:A:55:SER:CA	2:B:97:THR:CA	17	1.67
(1,33)	1:A:55:SER:CA	2:B:97:THR:CB	17	1.67
(1,33)	1:A:55:SER:CA	2:B:97:THR:CG2	17	1.67
(1,33)	1:A:55:SER:CA	2:B:97:THR:H	17	1.67
(1,33)	1:A:55:SER:CA	2:B:97:THR:HA	17	1.67
(1,33)	1:A:55:SER:CA	2:B:97:THR:HB	17	1.67
(1,33)	1:A:55:SER:CA	2:B:97:THR:HG1	17	1.67
(1,33)	1:A:55:SER:CA	2:B:97:THR:HG21	17	1.67
(1,33)	1:A:55:SER:CA	2:B:97:THR:HG22	17	1.67
(1,33)	1:A:55:SER:CA	2:B:97:THR:HG23	17	1.67
(1,33)	1:A:55:SER:CA	2:B:97:THR:N	17	1.67
(1,33)	1:A:55:SER:CA	2:B:97:THR:O	17	1.67
(1,33)	1:A:55:SER:CA	2:B:97:THR:OG1	17	1.67
(1,33)	1:A:55:SER:CA	2:B:99:HIS:C	17	1.67
(1,33)	1:A:55:SER:CA	2:B:99:HIS:CA	17	1.67
(1,33)	1:A:55:SER:CA	2:B:99:HIS:CB	17	1.67
(1,33)	1:A:55:SER:CA	2:B:99:HIS:CD2	17	1.67
(1,33)	1:A:55:SER:CA	2:B:99:HIS:CE1	17	1.67
(1,33)	1:A:55:SER:CA	2:B:99:HIS:CG	17	1.67
(1,33)	1:A:55:SER:CA	2:B:99:HIS:H	17	1.67
(1,33)	1:A:55:SER:CA	2:B:99:HIS:HA	17	1.67
(1,33)	1:A:55:SER:CA	2:B:99:HIS:HB2	17	1.67
(1,33)	1:A:55:SER:CA	2:B:99:HIS:HB3	17	1.67

*Continued on next page...*

*Continued from previous page...*

Key	Atom-1	Atom-2	Model ID	Violation (Å)
(1,33)	1:A:55:SER:CA	2:B:99:HIS:HD1	17	1.67
(1,33)	1:A:55:SER:CA	2:B:99:HIS:HD2	17	1.67
(1,33)	1:A:55:SER:CA	2:B:99:HIS:HE1	17	1.67
(1,33)	1:A:55:SER:CA	2:B:99:HIS:HE2	17	1.67
(1,33)	1:A:55:SER:CA	2:B:99:HIS:N	17	1.67
(1,33)	1:A:55:SER:CA	2:B:99:HIS:ND1	17	1.67
(1,33)	1:A:55:SER:CA	2:B:99:HIS:NE2	17	1.67
(1,33)	1:A:55:SER:CA	2:B:99:HIS:O	17	1.67
(1,33)	1:A:55:SER:CA	2:B:101:VAL:C	17	1.67
(1,33)	1:A:55:SER:CA	2:B:101:VAL:CA	17	1.67
(1,33)	1:A:55:SER:CA	2:B:101:VAL:CB	17	1.67
(1,33)	1:A:55:SER:CA	2:B:101:VAL:CG1	17	1.67
(1,33)	1:A:55:SER:CA	2:B:101:VAL:CG2	17	1.67
(1,33)	1:A:55:SER:CA	2:B:101:VAL:H	17	1.67
(1,33)	1:A:55:SER:CA	2:B:101:VAL:HA	17	1.67
(1,33)	1:A:55:SER:CA	2:B:101:VAL:HB	17	1.67
(1,33)	1:A:55:SER:CA	2:B:101:VAL:HG11	17	1.67
(1,33)	1:A:55:SER:CA	2:B:101:VAL:HG12	17	1.67
(1,33)	1:A:55:SER:CA	2:B:101:VAL:HG13	17	1.67
(1,33)	1:A:55:SER:CA	2:B:101:VAL:HG21	17	1.67
(1,33)	1:A:55:SER:CA	2:B:101:VAL:HG22	17	1.67
(1,33)	1:A:55:SER:CA	2:B:101:VAL:HG23	17	1.67
(1,33)	1:A:55:SER:CA	2:B:101:VAL:N	17	1.67
(1,33)	1:A:55:SER:CA	2:B:101:VAL:O	17	1.67
(1,33)	1:A:55:SER:CB	2:B:75:ILE:C	17	1.67
(1,33)	1:A:55:SER:CB	2:B:75:ILE:CA	17	1.67
(1,33)	1:A:55:SER:CB	2:B:75:ILE:CB	17	1.67
(1,33)	1:A:55:SER:CB	2:B:75:ILE:CD1	17	1.67
(1,33)	1:A:55:SER:CB	2:B:75:ILE:CG1	17	1.67
(1,33)	1:A:55:SER:CB	2:B:75:ILE:CG2	17	1.67
(1,33)	1:A:55:SER:CB	2:B:75:ILE:H	17	1.67
(1,33)	1:A:55:SER:CB	2:B:75:ILE:HA	17	1.67
(1,33)	1:A:55:SER:CB	2:B:75:ILE:HB	17	1.67
(1,33)	1:A:55:SER:CB	2:B:75:ILE:HD11	17	1.67
(1,33)	1:A:55:SER:CB	2:B:75:ILE:HD12	17	1.67
(1,33)	1:A:55:SER:CB	2:B:75:ILE:HD13	17	1.67
(1,33)	1:A:55:SER:CB	2:B:75:ILE:HG12	17	1.67
(1,33)	1:A:55:SER:CB	2:B:75:ILE:HG13	17	1.67
(1,33)	1:A:55:SER:CB	2:B:75:ILE:HG21	17	1.67
(1,33)	1:A:55:SER:CB	2:B:75:ILE:HG22	17	1.67
(1,33)	1:A:55:SER:CB	2:B:75:ILE:HG23	17	1.67
(1,33)	1:A:55:SER:CB	2:B:75:ILE:N	17	1.67

*Continued on next page...*

*Continued from previous page...*

Key	Atom-1	Atom-2	Model ID	Violation (Å)
(1,33)	1:A:55:SER:CB	2:B:75:ILE:O	17	1.67
(1,33)	1:A:55:SER:CB	2:B:77:ALA:C	17	1.67
(1,33)	1:A:55:SER:CB	2:B:77:ALA:CA	17	1.67
(1,33)	1:A:55:SER:CB	2:B:77:ALA:CB	17	1.67
(1,33)	1:A:55:SER:CB	2:B:77:ALA:H	17	1.67
(1,33)	1:A:55:SER:CB	2:B:77:ALA:HA	17	1.67
(1,33)	1:A:55:SER:CB	2:B:77:ALA:HB1	17	1.67
(1,33)	1:A:55:SER:CB	2:B:77:ALA:HB2	17	1.67
(1,33)	1:A:55:SER:CB	2:B:77:ALA:HB3	17	1.67
(1,33)	1:A:55:SER:CB	2:B:77:ALA:N	17	1.67
(1,33)	1:A:55:SER:CB	2:B:77:ALA:O	17	1.67
(1,33)	1:A:55:SER:CB	2:B:78:GLY:C	17	1.67
(1,33)	1:A:55:SER:CB	2:B:78:GLY:CA	17	1.67
(1,33)	1:A:55:SER:CB	2:B:78:GLY:H	17	1.67
(1,33)	1:A:55:SER:CB	2:B:78:GLY:HA2	17	1.67
(1,33)	1:A:55:SER:CB	2:B:78:GLY:HA3	17	1.67
(1,33)	1:A:55:SER:CB	2:B:78:GLY:N	17	1.67
(1,33)	1:A:55:SER:CB	2:B:78:GLY:O	17	1.67
(1,33)	1:A:55:SER:CB	2:B:79:LYS:C	17	1.67
(1,33)	1:A:55:SER:CB	2:B:79:LYS:CA	17	1.67
(1,33)	1:A:55:SER:CB	2:B:79:LYS:CB	17	1.67
(1,33)	1:A:55:SER:CB	2:B:79:LYS:CD	17	1.67
(1,33)	1:A:55:SER:CB	2:B:79:LYS:CE	17	1.67
(1,33)	1:A:55:SER:CB	2:B:79:LYS:CG	17	1.67
(1,33)	1:A:55:SER:CB	2:B:79:LYS:H	17	1.67
(1,33)	1:A:55:SER:CB	2:B:79:LYS:HA	17	1.67
(1,33)	1:A:55:SER:CB	2:B:79:LYS:HB2	17	1.67
(1,33)	1:A:55:SER:CB	2:B:79:LYS:HB3	17	1.67
(1,33)	1:A:55:SER:CB	2:B:79:LYS:HD2	17	1.67
(1,33)	1:A:55:SER:CB	2:B:79:LYS:HD3	17	1.67
(1,33)	1:A:55:SER:CB	2:B:79:LYS:HE2	17	1.67
(1,33)	1:A:55:SER:CB	2:B:79:LYS:HE3	17	1.67
(1,33)	1:A:55:SER:CB	2:B:79:LYS:HG2	17	1.67
(1,33)	1:A:55:SER:CB	2:B:79:LYS:HG3	17	1.67
(1,33)	1:A:55:SER:CB	2:B:79:LYS:HZ1	17	1.67
(1,33)	1:A:55:SER:CB	2:B:79:LYS:HZ2	17	1.67
(1,33)	1:A:55:SER:CB	2:B:79:LYS:HZ3	17	1.67
(1,33)	1:A:55:SER:CB	2:B:79:LYS:N	17	1.67
(1,33)	1:A:55:SER:CB	2:B:79:LYS:NZ	17	1.67
(1,33)	1:A:55:SER:CB	2:B:79:LYS:O	17	1.67
(1,33)	1:A:55:SER:CB	2:B:80:ILE:C	17	1.67
(1,33)	1:A:55:SER:CB	2:B:80:ILE:CA	17	1.67

*Continued on next page...*

*Continued from previous page...*

Key	Atom-1	Atom-2	Model ID	Violation (Å)
(1,33)	1:A:55:SER:CB	2:B:80:ILE:CB	17	1.67
(1,33)	1:A:55:SER:CB	2:B:80:ILE:CD1	17	1.67
(1,33)	1:A:55:SER:CB	2:B:80:ILE:CG1	17	1.67
(1,33)	1:A:55:SER:CB	2:B:80:ILE:CG2	17	1.67
(1,33)	1:A:55:SER:CB	2:B:80:ILE:H	17	1.67
(1,33)	1:A:55:SER:CB	2:B:80:ILE:HA	17	1.67
(1,33)	1:A:55:SER:CB	2:B:80:ILE:HB	17	1.67
(1,33)	1:A:55:SER:CB	2:B:80:ILE:HD11	17	1.67
(1,33)	1:A:55:SER:CB	2:B:80:ILE:HD12	17	1.67
(1,33)	1:A:55:SER:CB	2:B:80:ILE:HD13	17	1.67
(1,33)	1:A:55:SER:CB	2:B:80:ILE:HG12	17	1.67
(1,33)	1:A:55:SER:CB	2:B:80:ILE:HG13	17	1.67
(1,33)	1:A:55:SER:CB	2:B:80:ILE:HG21	17	1.67
(1,33)	1:A:55:SER:CB	2:B:80:ILE:HG22	17	1.67
(1,33)	1:A:55:SER:CB	2:B:80:ILE:HG23	17	1.67
(1,33)	1:A:55:SER:CB	2:B:80:ILE:N	17	1.67
(1,33)	1:A:55:SER:CB	2:B:80:ILE:O	17	1.67
(1,33)	1:A:55:SER:CB	2:B:84:GLN:C	17	1.67
(1,33)	1:A:55:SER:CB	2:B:84:GLN:CA	17	1.67
(1,33)	1:A:55:SER:CB	2:B:84:GLN:CB	17	1.67
(1,33)	1:A:55:SER:CB	2:B:84:GLN:CD	17	1.67
(1,33)	1:A:55:SER:CB	2:B:84:GLN:CG	17	1.67
(1,33)	1:A:55:SER:CB	2:B:84:GLN:H	17	1.67
(1,33)	1:A:55:SER:CB	2:B:84:GLN:HA	17	1.67
(1,33)	1:A:55:SER:CB	2:B:84:GLN:HB2	17	1.67
(1,33)	1:A:55:SER:CB	2:B:84:GLN:HB3	17	1.67
(1,33)	1:A:55:SER:CB	2:B:84:GLN:HE21	17	1.67
(1,33)	1:A:55:SER:CB	2:B:84:GLN:HE22	17	1.67
(1,33)	1:A:55:SER:CB	2:B:84:GLN:HG2	17	1.67
(1,33)	1:A:55:SER:CB	2:B:84:GLN:HG3	17	1.67
(1,33)	1:A:55:SER:CB	2:B:84:GLN:N	17	1.67
(1,33)	1:A:55:SER:CB	2:B:84:GLN:NE2	17	1.67
(1,33)	1:A:55:SER:CB	2:B:84:GLN:O	17	1.67
(1,33)	1:A:55:SER:CB	2:B:84:GLN:OE1	17	1.67
(1,33)	1:A:55:SER:CB	2:B:97:THR:C	17	1.67
(1,33)	1:A:55:SER:CB	2:B:97:THR:CA	17	1.67
(1,33)	1:A:55:SER:CB	2:B:97:THR:CB	17	1.67
(1,33)	1:A:55:SER:CB	2:B:97:THR:CG2	17	1.67
(1,33)	1:A:55:SER:CB	2:B:97:THR:H	17	1.67
(1,33)	1:A:55:SER:CB	2:B:97:THR:HA	17	1.67
(1,33)	1:A:55:SER:CB	2:B:97:THR:HB	17	1.67
(1,33)	1:A:55:SER:CB	2:B:97:THR:HG1	17	1.67

*Continued on next page...*

*Continued from previous page...*

Key	Atom-1	Atom-2	Model ID	Violation (Å)
(1,33)	1:A:55:SER:CB	2:B:97:THR:HG21	17	1.67
(1,33)	1:A:55:SER:CB	2:B:97:THR:HG22	17	1.67
(1,33)	1:A:55:SER:CB	2:B:97:THR:HG23	17	1.67
(1,33)	1:A:55:SER:CB	2:B:97:THR:N	17	1.67
(1,33)	1:A:55:SER:CB	2:B:97:THR:O	17	1.67
(1,33)	1:A:55:SER:CB	2:B:97:THR:OG1	17	1.67
(1,33)	1:A:55:SER:CB	2:B:99:HIS:C	17	1.67
(1,33)	1:A:55:SER:CB	2:B:99:HIS:CA	17	1.67
(1,33)	1:A:55:SER:CB	2:B:99:HIS:CB	17	1.67
(1,33)	1:A:55:SER:CB	2:B:99:HIS:CD2	17	1.67
(1,33)	1:A:55:SER:CB	2:B:99:HIS:CE1	17	1.67
(1,33)	1:A:55:SER:CB	2:B:99:HIS:CG	17	1.67
(1,33)	1:A:55:SER:CB	2:B:99:HIS:H	17	1.67
(1,33)	1:A:55:SER:CB	2:B:99:HIS:HA	17	1.67
(1,33)	1:A:55:SER:CB	2:B:99:HIS:HB2	17	1.67
(1,33)	1:A:55:SER:CB	2:B:99:HIS:HB3	17	1.67
(1,33)	1:A:55:SER:CB	2:B:99:HIS:HD1	17	1.67
(1,33)	1:A:55:SER:CB	2:B:99:HIS:HD2	17	1.67
(1,33)	1:A:55:SER:CB	2:B:99:HIS:HE1	17	1.67
(1,33)	1:A:55:SER:CB	2:B:99:HIS:HE2	17	1.67
(1,33)	1:A:55:SER:CB	2:B:99:HIS:N	17	1.67
(1,33)	1:A:55:SER:CB	2:B:99:HIS:ND1	17	1.67
(1,33)	1:A:55:SER:CB	2:B:99:HIS:NE2	17	1.67
(1,33)	1:A:55:SER:CB	2:B:99:HIS:O	17	1.67
(1,33)	1:A:55:SER:CB	2:B:101:VAL:C	17	1.67
(1,33)	1:A:55:SER:CB	2:B:101:VAL:CA	17	1.67
(1,33)	1:A:55:SER:CB	2:B:101:VAL:CB	17	1.67
(1,33)	1:A:55:SER:CB	2:B:101:VAL:CG1	17	1.67
(1,33)	1:A:55:SER:CB	2:B:101:VAL:CG2	17	1.67
(1,33)	1:A:55:SER:CB	2:B:101:VAL:H	17	1.67
(1,33)	1:A:55:SER:CB	2:B:101:VAL:HA	17	1.67
(1,33)	1:A:55:SER:CB	2:B:101:VAL:HB	17	1.67
(1,33)	1:A:55:SER:CB	2:B:101:VAL:HG11	17	1.67
(1,33)	1:A:55:SER:CB	2:B:101:VAL:HG12	17	1.67
(1,33)	1:A:55:SER:CB	2:B:101:VAL:HG13	17	1.67
(1,33)	1:A:55:SER:CB	2:B:101:VAL:HG21	17	1.67
(1,33)	1:A:55:SER:CB	2:B:101:VAL:HG22	17	1.67
(1,33)	1:A:55:SER:CB	2:B:101:VAL:HG23	17	1.67
(1,33)	1:A:55:SER:CB	2:B:101:VAL:N	17	1.67
(1,33)	1:A:55:SER:CB	2:B:101:VAL:O	17	1.67
(1,33)	1:A:55:SER:H	2:B:75:ILE:C	17	1.67
(1,33)	1:A:55:SER:H	2:B:75:ILE:CA	17	1.67

*Continued on next page...*

*Continued from previous page...*

Key	Atom-1	Atom-2	Model ID	Violation (Å)
(1,33)	1:A:55:SER:H	2:B:75:ILE:CB	17	1.67
(1,33)	1:A:55:SER:H	2:B:75:ILE:CD1	17	1.67
(1,33)	1:A:55:SER:H	2:B:75:ILE:CG1	17	1.67
(1,33)	1:A:55:SER:H	2:B:75:ILE:CG2	17	1.67
(1,33)	1:A:55:SER:H	2:B:75:ILE:H	17	1.67
(1,33)	1:A:55:SER:H	2:B:75:ILE:HA	17	1.67
(1,33)	1:A:55:SER:H	2:B:75:ILE:HB	17	1.67
(1,33)	1:A:55:SER:H	2:B:75:ILE:HD11	17	1.67
(1,33)	1:A:55:SER:H	2:B:75:ILE:HD12	17	1.67
(1,33)	1:A:55:SER:H	2:B:75:ILE:HD13	17	1.67
(1,33)	1:A:55:SER:H	2:B:75:ILE:HG12	17	1.67
(1,33)	1:A:55:SER:H	2:B:75:ILE:HG13	17	1.67
(1,33)	1:A:55:SER:H	2:B:75:ILE:HG21	17	1.67
(1,33)	1:A:55:SER:H	2:B:75:ILE:HG22	17	1.67
(1,33)	1:A:55:SER:H	2:B:75:ILE:HG23	17	1.67
(1,33)	1:A:55:SER:H	2:B:75:ILE:N	17	1.67
(1,33)	1:A:55:SER:H	2:B:75:ILE:O	17	1.67
(1,33)	1:A:55:SER:H	2:B:77:ALA:C	17	1.67
(1,33)	1:A:55:SER:H	2:B:77:ALA:CA	17	1.67
(1,33)	1:A:55:SER:H	2:B:77:ALA:CB	17	1.67
(1,33)	1:A:55:SER:H	2:B:77:ALA:H	17	1.67
(1,33)	1:A:55:SER:H	2:B:77:ALA:HA	17	1.67
(1,33)	1:A:55:SER:H	2:B:77:ALA:HB1	17	1.67
(1,33)	1:A:55:SER:H	2:B:77:ALA:HB2	17	1.67
(1,33)	1:A:55:SER:H	2:B:77:ALA:HB3	17	1.67
(1,33)	1:A:55:SER:H	2:B:77:ALA:N	17	1.67
(1,33)	1:A:55:SER:H	2:B:77:ALA:O	17	1.67
(1,33)	1:A:55:SER:H	2:B:78:GLY:C	17	1.67
(1,33)	1:A:55:SER:H	2:B:78:GLY:CA	17	1.67
(1,33)	1:A:55:SER:H	2:B:78:GLY:H	17	1.67
(1,33)	1:A:55:SER:H	2:B:78:GLY:HA2	17	1.67
(1,33)	1:A:55:SER:H	2:B:78:GLY:HA3	17	1.67
(1,33)	1:A:55:SER:H	2:B:78:GLY:N	17	1.67
(1,33)	1:A:55:SER:H	2:B:78:GLY:O	17	1.67
(1,33)	1:A:55:SER:H	2:B:79:LYS:C	17	1.67
(1,33)	1:A:55:SER:H	2:B:79:LYS:CA	17	1.67
(1,33)	1:A:55:SER:H	2:B:79:LYS:CB	17	1.67
(1,33)	1:A:55:SER:H	2:B:79:LYS:CD	17	1.67
(1,33)	1:A:55:SER:H	2:B:79:LYS:CE	17	1.67
(1,33)	1:A:55:SER:H	2:B:79:LYS:CG	17	1.67
(1,33)	1:A:55:SER:H	2:B:79:LYS:H	17	1.67
(1,33)	1:A:55:SER:H	2:B:79:LYS:HA	17	1.67

*Continued on next page...*

*Continued from previous page...*

Key	Atom-1	Atom-2	Model ID	Violation (Å)
(1,33)	1:A:55:SER:H	2:B:79:LYS:HB2	17	1.67
(1,33)	1:A:55:SER:H	2:B:79:LYS:HB3	17	1.67
(1,33)	1:A:55:SER:H	2:B:79:LYS:HD2	17	1.67
(1,33)	1:A:55:SER:H	2:B:79:LYS:HD3	17	1.67
(1,33)	1:A:55:SER:H	2:B:79:LYS:HE2	17	1.67
(1,33)	1:A:55:SER:H	2:B:79:LYS:HE3	17	1.67
(1,33)	1:A:55:SER:H	2:B:79:LYS:HG2	17	1.67
(1,33)	1:A:55:SER:H	2:B:79:LYS:HG3	17	1.67
(1,33)	1:A:55:SER:H	2:B:79:LYS:HZ1	17	1.67
(1,33)	1:A:55:SER:H	2:B:79:LYS:HZ2	17	1.67
(1,33)	1:A:55:SER:H	2:B:79:LYS:HZ3	17	1.67
(1,33)	1:A:55:SER:H	2:B:79:LYS:N	17	1.67
(1,33)	1:A:55:SER:H	2:B:79:LYS:NZ	17	1.67
(1,33)	1:A:55:SER:H	2:B:79:LYS:O	17	1.67
(1,33)	1:A:55:SER:H	2:B:80:ILE:C	17	1.67
(1,33)	1:A:55:SER:H	2:B:80:ILE:CA	17	1.67
(1,33)	1:A:55:SER:H	2:B:80:ILE:CB	17	1.67
(1,33)	1:A:55:SER:H	2:B:80:ILE:CD1	17	1.67
(1,33)	1:A:55:SER:H	2:B:80:ILE:CG1	17	1.67
(1,33)	1:A:55:SER:H	2:B:80:ILE:CG2	17	1.67
(1,33)	1:A:55:SER:H	2:B:80:ILE:H	17	1.67
(1,33)	1:A:55:SER:H	2:B:80:ILE:HA	17	1.67
(1,33)	1:A:55:SER:H	2:B:80:ILE:HB	17	1.67
(1,33)	1:A:55:SER:H	2:B:80:ILE:HD11	17	1.67
(1,33)	1:A:55:SER:H	2:B:80:ILE:HD12	17	1.67
(1,33)	1:A:55:SER:H	2:B:80:ILE:HD13	17	1.67
(1,33)	1:A:55:SER:H	2:B:80:ILE:HG12	17	1.67
(1,33)	1:A:55:SER:H	2:B:80:ILE:HG13	17	1.67
(1,33)	1:A:55:SER:H	2:B:80:ILE:HG21	17	1.67
(1,33)	1:A:55:SER:H	2:B:80:ILE:HG22	17	1.67
(1,33)	1:A:55:SER:H	2:B:80:ILE:HG23	17	1.67
(1,33)	1:A:55:SER:H	2:B:80:ILE:N	17	1.67
(1,33)	1:A:55:SER:H	2:B:80:ILE:O	17	1.67
(1,33)	1:A:55:SER:H	2:B:84:GLN:C	17	1.67
(1,33)	1:A:55:SER:H	2:B:84:GLN:CA	17	1.67
(1,33)	1:A:55:SER:H	2:B:84:GLN:CB	17	1.67
(1,33)	1:A:55:SER:H	2:B:84:GLN:CD	17	1.67
(1,33)	1:A:55:SER:H	2:B:84:GLN:CG	17	1.67
(1,33)	1:A:55:SER:H	2:B:84:GLN:H	17	1.67
(1,33)	1:A:55:SER:H	2:B:84:GLN:HA	17	1.67
(1,33)	1:A:55:SER:H	2:B:84:GLN:HB2	17	1.67
(1,33)	1:A:55:SER:H	2:B:84:GLN:HB3	17	1.67

*Continued on next page...*

*Continued from previous page...*

Key	Atom-1	Atom-2	Model ID	Violation (Å)
(1,33)	1:A:55:SER:H	2:B:84:GLN:HE21	17	1.67
(1,33)	1:A:55:SER:H	2:B:84:GLN:HE22	17	1.67
(1,33)	1:A:55:SER:H	2:B:84:GLN:HG2	17	1.67
(1,33)	1:A:55:SER:H	2:B:84:GLN:HG3	17	1.67
(1,33)	1:A:55:SER:H	2:B:84:GLN:N	17	1.67
(1,33)	1:A:55:SER:H	2:B:84:GLN:NE2	17	1.67
(1,33)	1:A:55:SER:H	2:B:84:GLN:O	17	1.67
(1,33)	1:A:55:SER:H	2:B:84:GLN:OE1	17	1.67
(1,33)	1:A:55:SER:H	2:B:97:THR:C	17	1.67
(1,33)	1:A:55:SER:H	2:B:97:THR:CA	17	1.67
(1,33)	1:A:55:SER:H	2:B:97:THR:CB	17	1.67
(1,33)	1:A:55:SER:H	2:B:97:THR:CG2	17	1.67
(1,33)	1:A:55:SER:H	2:B:97:THR:H	17	1.67
(1,33)	1:A:55:SER:H	2:B:97:THR:HA	17	1.67
(1,33)	1:A:55:SER:H	2:B:97:THR:HB	17	1.67
(1,33)	1:A:55:SER:H	2:B:97:THR:HG1	17	1.67
(1,33)	1:A:55:SER:H	2:B:97:THR:HG21	17	1.67
(1,33)	1:A:55:SER:H	2:B:97:THR:HG22	17	1.67
(1,33)	1:A:55:SER:H	2:B:97:THR:HG23	17	1.67
(1,33)	1:A:55:SER:H	2:B:97:THR:N	17	1.67
(1,33)	1:A:55:SER:H	2:B:97:THR:O	17	1.67
(1,33)	1:A:55:SER:H	2:B:97:THR:OG1	17	1.67
(1,33)	1:A:55:SER:H	2:B:99:HIS:C	17	1.67
(1,33)	1:A:55:SER:H	2:B:99:HIS:CA	17	1.67
(1,33)	1:A:55:SER:H	2:B:99:HIS:CB	17	1.67
(1,33)	1:A:55:SER:H	2:B:99:HIS:CD2	17	1.67
(1,33)	1:A:55:SER:H	2:B:99:HIS:CE1	17	1.67
(1,33)	1:A:55:SER:H	2:B:99:HIS:CG	17	1.67
(1,33)	1:A:55:SER:H	2:B:99:HIS:H	17	1.67
(1,33)	1:A:55:SER:H	2:B:99:HIS:HA	17	1.67
(1,33)	1:A:55:SER:H	2:B:99:HIS:HB2	17	1.67
(1,33)	1:A:55:SER:H	2:B:99:HIS:HB3	17	1.67
(1,33)	1:A:55:SER:H	2:B:99:HIS:HD1	17	1.67
(1,33)	1:A:55:SER:H	2:B:99:HIS:HD2	17	1.67
(1,33)	1:A:55:SER:H	2:B:99:HIS:HE1	17	1.67
(1,33)	1:A:55:SER:H	2:B:99:HIS:HE2	17	1.67
(1,33)	1:A:55:SER:H	2:B:99:HIS:N	17	1.67
(1,33)	1:A:55:SER:H	2:B:99:HIS:ND1	17	1.67
(1,33)	1:A:55:SER:H	2:B:99:HIS:NE2	17	1.67
(1,33)	1:A:55:SER:H	2:B:99:HIS:O	17	1.67
(1,33)	1:A:55:SER:H	2:B:101:VAL:C	17	1.67
(1,33)	1:A:55:SER:H	2:B:101:VAL:CA	17	1.67

*Continued on next page...*



*Continued from previous page...*

Key	Atom-1	Atom-2	Model ID	Violation (Å)
(1,33)	1:A:55:SER:H	2:B:101:VAL:CB	17	1.67
(1,33)	1:A:55:SER:H	2:B:101:VAL:CG1	17	1.67
(1,33)	1:A:55:SER:H	2:B:101:VAL:CG2	17	1.67
(1,33)	1:A:55:SER:H	2:B:101:VAL:H	17	1.67
(1,33)	1:A:55:SER:H	2:B:101:VAL:HA	17	1.67
(1,33)	1:A:55:SER:H	2:B:101:VAL:HB	17	1.67
(1,33)	1:A:55:SER:H	2:B:101:VAL:HG11	17	1.67
(1,33)	1:A:55:SER:H	2:B:101:VAL:HG12	17	1.67
(1,33)	1:A:55:SER:H	2:B:101:VAL:HG13	17	1.67
(1,33)	1:A:55:SER:H	2:B:101:VAL:HG21	17	1.67
(1,33)	1:A:55:SER:H	2:B:101:VAL:HG22	17	1.67
(1,33)	1:A:55:SER:H	2:B:101:VAL:HG23	17	1.67
(1,33)	1:A:55:SER:H	2:B:101:VAL:N	17	1.67
(1,33)	1:A:55:SER:H	2:B:101:VAL:O	17	1.67
(1,33)	1:A:55:SER:HA	2:B:75:ILE:C	17	1.67
(1,33)	1:A:55:SER:HA	2:B:75:ILE:CA	17	1.67
(1,33)	1:A:55:SER:HA	2:B:75:ILE:CB	17	1.67
(1,33)	1:A:55:SER:HA	2:B:75:ILE:CD1	17	1.67
(1,33)	1:A:55:SER:HA	2:B:75:ILE:CG1	17	1.67
(1,33)	1:A:55:SER:HA	2:B:75:ILE:CG2	17	1.67
(1,33)	1:A:55:SER:HA	2:B:75:ILE:H	17	1.67
(1,33)	1:A:55:SER:HA	2:B:75:ILE:HA	17	1.67
(1,33)	1:A:55:SER:HA	2:B:75:ILE:HB	17	1.67
(1,33)	1:A:55:SER:HA	2:B:75:ILE:HD11	17	1.67
(1,33)	1:A:55:SER:HA	2:B:75:ILE:HD12	17	1.67
(1,33)	1:A:55:SER:HA	2:B:75:ILE:HD13	17	1.67
(1,33)	1:A:55:SER:HA	2:B:75:ILE:HG12	17	1.67
(1,33)	1:A:55:SER:HA	2:B:75:ILE:HG13	17	1.67
(1,33)	1:A:55:SER:HA	2:B:75:ILE:HG21	17	1.67
(1,33)	1:A:55:SER:HA	2:B:75:ILE:HG22	17	1.67
(1,33)	1:A:55:SER:HA	2:B:75:ILE:HG23	17	1.67
(1,33)	1:A:55:SER:HA	2:B:75:ILE:N	17	1.67
(1,33)	1:A:55:SER:HA	2:B:75:ILE:O	17	1.67
(1,33)	1:A:55:SER:HA	2:B:77:ALA:C	17	1.67
(1,33)	1:A:55:SER:HA	2:B:77:ALA:CA	17	1.67
(1,33)	1:A:55:SER:HA	2:B:77:ALA:CB	17	1.67
(1,33)	1:A:55:SER:HA	2:B:77:ALA:H	17	1.67
(1,33)	1:A:55:SER:HA	2:B:77:ALA:HA	17	1.67
(1,33)	1:A:55:SER:HA	2:B:77:ALA:HB1	17	1.67
(1,33)	1:A:55:SER:HA	2:B:77:ALA:HB2	17	1.67
(1,33)	1:A:55:SER:HA	2:B:77:ALA:HB3	17	1.67
(1,33)	1:A:55:SER:HA	2:B:77:ALA:N	17	1.67

*Continued on next page...*

*Continued from previous page...*

Key	Atom-1	Atom-2	Model ID	Violation (Å)
(1,33)	1:A:55:SER:HA	2:B:77:ALA:O	17	1.67
(1,33)	1:A:55:SER:HA	2:B:78:GLY:C	17	1.67
(1,33)	1:A:55:SER:HA	2:B:78:GLY:CA	17	1.67
(1,33)	1:A:55:SER:HA	2:B:78:GLY:H	17	1.67
(1,33)	1:A:55:SER:HA	2:B:78:GLY:HA2	17	1.67
(1,33)	1:A:55:SER:HA	2:B:78:GLY:HA3	17	1.67
(1,33)	1:A:55:SER:HA	2:B:78:GLY:N	17	1.67
(1,33)	1:A:55:SER:HA	2:B:78:GLY:O	17	1.67
(1,33)	1:A:55:SER:HA	2:B:79:LYS:C	17	1.67
(1,33)	1:A:55:SER:HA	2:B:79:LYS:CA	17	1.67
(1,33)	1:A:55:SER:HA	2:B:79:LYS:CB	17	1.67
(1,33)	1:A:55:SER:HA	2:B:79:LYS:CD	17	1.67
(1,33)	1:A:55:SER:HA	2:B:79:LYS:CE	17	1.67
(1,33)	1:A:55:SER:HA	2:B:79:LYS:CG	17	1.67
(1,33)	1:A:55:SER:HA	2:B:79:LYS:H	17	1.67
(1,33)	1:A:55:SER:HA	2:B:79:LYS:HA	17	1.67
(1,33)	1:A:55:SER:HA	2:B:79:LYS:HB2	17	1.67
(1,33)	1:A:55:SER:HA	2:B:79:LYS:HB3	17	1.67
(1,33)	1:A:55:SER:HA	2:B:79:LYS:HD2	17	1.67
(1,33)	1:A:55:SER:HA	2:B:79:LYS:HD3	17	1.67
(1,33)	1:A:55:SER:HA	2:B:79:LYS:HE2	17	1.67
(1,33)	1:A:55:SER:HA	2:B:79:LYS:HE3	17	1.67
(1,33)	1:A:55:SER:HA	2:B:79:LYS:HG2	17	1.67
(1,33)	1:A:55:SER:HA	2:B:79:LYS:HG3	17	1.67
(1,33)	1:A:55:SER:HA	2:B:79:LYS:HZ1	17	1.67
(1,33)	1:A:55:SER:HA	2:B:79:LYS:HZ2	17	1.67
(1,33)	1:A:55:SER:HA	2:B:79:LYS:HZ3	17	1.67
(1,33)	1:A:55:SER:HA	2:B:79:LYS:N	17	1.67
(1,33)	1:A:55:SER:HA	2:B:79:LYS:NZ	17	1.67
(1,33)	1:A:55:SER:HA	2:B:79:LYS:O	17	1.67
(1,33)	1:A:55:SER:HA	2:B:80:ILE:C	17	1.67
(1,33)	1:A:55:SER:HA	2:B:80:ILE:CA	17	1.67
(1,33)	1:A:55:SER:HA	2:B:80:ILE:CB	17	1.67
(1,33)	1:A:55:SER:HA	2:B:80:ILE:CD1	17	1.67
(1,33)	1:A:55:SER:HA	2:B:80:ILE:CG1	17	1.67
(1,33)	1:A:55:SER:HA	2:B:80:ILE:CG2	17	1.67
(1,33)	1:A:55:SER:HA	2:B:80:ILE:H	17	1.67
(1,33)	1:A:55:SER:HA	2:B:80:ILE:HA	17	1.67
(1,33)	1:A:55:SER:HA	2:B:80:ILE:HB	17	1.67
(1,33)	1:A:55:SER:HA	2:B:80:ILE:HD11	17	1.67
(1,33)	1:A:55:SER:HA	2:B:80:ILE:HD12	17	1.67
(1,33)	1:A:55:SER:HA	2:B:80:ILE:HD13	17	1.67

*Continued on next page...*

*Continued from previous page...*

Key	Atom-1	Atom-2	Model ID	Violation (Å)
(1,33)	1:A:55:SER:HA	2:B:80:ILE:HG12	17	1.67
(1,33)	1:A:55:SER:HA	2:B:80:ILE:HG13	17	1.67
(1,33)	1:A:55:SER:HA	2:B:80:ILE:HG21	17	1.67
(1,33)	1:A:55:SER:HA	2:B:80:ILE:HG22	17	1.67
(1,33)	1:A:55:SER:HA	2:B:80:ILE:HG23	17	1.67
(1,33)	1:A:55:SER:HA	2:B:80:ILE:N	17	1.67
(1,33)	1:A:55:SER:HA	2:B:80:ILE:O	17	1.67
(1,33)	1:A:55:SER:HA	2:B:84:GLN:C	17	1.67
(1,33)	1:A:55:SER:HA	2:B:84:GLN:CA	17	1.67
(1,33)	1:A:55:SER:HA	2:B:84:GLN:CB	17	1.67
(1,33)	1:A:55:SER:HA	2:B:84:GLN:CD	17	1.67
(1,33)	1:A:55:SER:HA	2:B:84:GLN:CG	17	1.67
(1,33)	1:A:55:SER:HA	2:B:84:GLN:H	17	1.67
(1,33)	1:A:55:SER:HA	2:B:84:GLN:HA	17	1.67
(1,33)	1:A:55:SER:HA	2:B:84:GLN:HB2	17	1.67
(1,33)	1:A:55:SER:HA	2:B:84:GLN:HB3	17	1.67
(1,33)	1:A:55:SER:HA	2:B:84:GLN:HE21	17	1.67
(1,33)	1:A:55:SER:HA	2:B:84:GLN:HE22	17	1.67
(1,33)	1:A:55:SER:HA	2:B:84:GLN:HG2	17	1.67
(1,33)	1:A:55:SER:HA	2:B:84:GLN:HG3	17	1.67
(1,33)	1:A:55:SER:HA	2:B:84:GLN:N	17	1.67
(1,33)	1:A:55:SER:HA	2:B:84:GLN:NE2	17	1.67
(1,33)	1:A:55:SER:HA	2:B:84:GLN:O	17	1.67
(1,33)	1:A:55:SER:HA	2:B:84:GLN:OE1	17	1.67
(1,33)	1:A:55:SER:HA	2:B:97:THR:C	17	1.67
(1,33)	1:A:55:SER:HA	2:B:97:THR:CA	17	1.67
(1,33)	1:A:55:SER:HA	2:B:97:THR:CB	17	1.67
(1,33)	1:A:55:SER:HA	2:B:97:THR:CG2	17	1.67
(1,33)	1:A:55:SER:HA	2:B:97:THR:H	17	1.67
(1,33)	1:A:55:SER:HA	2:B:97:THR:HA	17	1.67
(1,33)	1:A:55:SER:HA	2:B:97:THR:HB	17	1.67
(1,33)	1:A:55:SER:HA	2:B:97:THR:HG1	17	1.67
(1,33)	1:A:55:SER:HA	2:B:97:THR:HG21	17	1.67
(1,33)	1:A:55:SER:HA	2:B:97:THR:HG22	17	1.67
(1,33)	1:A:55:SER:HA	2:B:97:THR:HG23	17	1.67
(1,33)	1:A:55:SER:HA	2:B:97:THR:N	17	1.67
(1,33)	1:A:55:SER:HA	2:B:97:THR:O	17	1.67
(1,33)	1:A:55:SER:HA	2:B:97:THR:OG1	17	1.67
(1,33)	1:A:55:SER:HA	2:B:99:HIS:C	17	1.67
(1,33)	1:A:55:SER:HA	2:B:99:HIS:CA	17	1.67
(1,33)	1:A:55:SER:HA	2:B:99:HIS:CB	17	1.67
(1,33)	1:A:55:SER:HA	2:B:99:HIS:CD2	17	1.67

*Continued on next page...*

*Continued from previous page...*

Key	Atom-1	Atom-2	Model ID	Violation (Å)
(1,33)	1:A:55:SER:HA	2:B:99:HIS:CE1	17	1.67
(1,33)	1:A:55:SER:HA	2:B:99:HIS:CG	17	1.67
(1,33)	1:A:55:SER:HA	2:B:99:HIS:H	17	1.67
(1,33)	1:A:55:SER:HA	2:B:99:HIS:HA	17	1.67
(1,33)	1:A:55:SER:HA	2:B:99:HIS:HB2	17	1.67
(1,33)	1:A:55:SER:HA	2:B:99:HIS:HB3	17	1.67
(1,33)	1:A:55:SER:HA	2:B:99:HIS:HD1	17	1.67
(1,33)	1:A:55:SER:HA	2:B:99:HIS:HD2	17	1.67
(1,33)	1:A:55:SER:HA	2:B:99:HIS:HE1	17	1.67
(1,33)	1:A:55:SER:HA	2:B:99:HIS:HE2	17	1.67
(1,33)	1:A:55:SER:HA	2:B:99:HIS:N	17	1.67
(1,33)	1:A:55:SER:HA	2:B:99:HIS:ND1	17	1.67
(1,33)	1:A:55:SER:HA	2:B:99:HIS:NE2	17	1.67
(1,33)	1:A:55:SER:HA	2:B:99:HIS:O	17	1.67
(1,33)	1:A:55:SER:HA	2:B:101:VAL:C	17	1.67
(1,33)	1:A:55:SER:HA	2:B:101:VAL:CA	17	1.67
(1,33)	1:A:55:SER:HA	2:B:101:VAL:CB	17	1.67
(1,33)	1:A:55:SER:HA	2:B:101:VAL:CG1	17	1.67
(1,33)	1:A:55:SER:HA	2:B:101:VAL:CG2	17	1.67
(1,33)	1:A:55:SER:HA	2:B:101:VAL:H	17	1.67
(1,33)	1:A:55:SER:HA	2:B:101:VAL:HA	17	1.67
(1,33)	1:A:55:SER:HA	2:B:101:VAL:HB	17	1.67
(1,33)	1:A:55:SER:HA	2:B:101:VAL:HG11	17	1.67
(1,33)	1:A:55:SER:HA	2:B:101:VAL:HG12	17	1.67
(1,33)	1:A:55:SER:HA	2:B:101:VAL:HG13	17	1.67
(1,33)	1:A:55:SER:HA	2:B:101:VAL:HG21	17	1.67
(1,33)	1:A:55:SER:HA	2:B:101:VAL:HG22	17	1.67
(1,33)	1:A:55:SER:HA	2:B:101:VAL:HG23	17	1.67
(1,33)	1:A:55:SER:HA	2:B:101:VAL:N	17	1.67
(1,33)	1:A:55:SER:HA	2:B:101:VAL:O	17	1.67
(1,33)	1:A:55:SER:HB2	2:B:75:ILE:C	17	1.67
(1,33)	1:A:55:SER:HB2	2:B:75:ILE:CA	17	1.67
(1,33)	1:A:55:SER:HB2	2:B:75:ILE:CB	17	1.67
(1,33)	1:A:55:SER:HB2	2:B:75:ILE:CD1	17	1.67
(1,33)	1:A:55:SER:HB2	2:B:75:ILE:CG1	17	1.67
(1,33)	1:A:55:SER:HB2	2:B:75:ILE:CG2	17	1.67
(1,33)	1:A:55:SER:HB2	2:B:75:ILE:H	17	1.67
(1,33)	1:A:55:SER:HB2	2:B:75:ILE:HA	17	1.67
(1,33)	1:A:55:SER:HB2	2:B:75:ILE:HB	17	1.67
(1,33)	1:A:55:SER:HB2	2:B:75:ILE:HD11	17	1.67
(1,33)	1:A:55:SER:HB2	2:B:75:ILE:HD12	17	1.67
(1,33)	1:A:55:SER:HB2	2:B:75:ILE:HD13	17	1.67

*Continued on next page...*

*Continued from previous page...*

Key	Atom-1	Atom-2	Model ID	Violation (Å)
(1,33)	1:A:55:SER:HB2	2:B:75:ILE:HG12	17	1.67
(1,33)	1:A:55:SER:HB2	2:B:75:ILE:HG13	17	1.67
(1,33)	1:A:55:SER:HB2	2:B:75:ILE:HG21	17	1.67
(1,33)	1:A:55:SER:HB2	2:B:75:ILE:HG22	17	1.67
(1,33)	1:A:55:SER:HB2	2:B:75:ILE:HG23	17	1.67
(1,33)	1:A:55:SER:HB2	2:B:75:ILE:N	17	1.67
(1,33)	1:A:55:SER:HB2	2:B:75:ILE:O	17	1.67
(1,33)	1:A:55:SER:HB2	2:B:77:ALA:C	17	1.67
(1,33)	1:A:55:SER:HB2	2:B:77:ALA:CA	17	1.67
(1,33)	1:A:55:SER:HB2	2:B:77:ALA:CB	17	1.67
(1,33)	1:A:55:SER:HB2	2:B:77:ALA:H	17	1.67
(1,33)	1:A:55:SER:HB2	2:B:77:ALA:HA	17	1.67
(1,33)	1:A:55:SER:HB2	2:B:77:ALA:HB1	17	1.67
(1,33)	1:A:55:SER:HB2	2:B:77:ALA:HB2	17	1.67
(1,33)	1:A:55:SER:HB2	2:B:77:ALA:HB3	17	1.67
(1,33)	1:A:55:SER:HB2	2:B:77:ALA:N	17	1.67
(1,33)	1:A:55:SER:HB2	2:B:77:ALA:O	17	1.67
(1,33)	1:A:55:SER:HB2	2:B:78:GLY:C	17	1.67
(1,33)	1:A:55:SER:HB2	2:B:78:GLY:CA	17	1.67
(1,33)	1:A:55:SER:HB2	2:B:78:GLY:H	17	1.67
(1,33)	1:A:55:SER:HB2	2:B:78:GLY:HA2	17	1.67
(1,33)	1:A:55:SER:HB2	2:B:78:GLY:HA3	17	1.67
(1,33)	1:A:55:SER:HB2	2:B:78:GLY:N	17	1.67
(1,33)	1:A:55:SER:HB2	2:B:78:GLY:O	17	1.67
(1,33)	1:A:55:SER:HB2	2:B:79:LYS:C	17	1.67
(1,33)	1:A:55:SER:HB2	2:B:79:LYS:CA	17	1.67
(1,33)	1:A:55:SER:HB2	2:B:79:LYS:CB	17	1.67
(1,33)	1:A:55:SER:HB2	2:B:79:LYS:CD	17	1.67
(1,33)	1:A:55:SER:HB2	2:B:79:LYS:CE	17	1.67
(1,33)	1:A:55:SER:HB2	2:B:79:LYS:CG	17	1.67
(1,33)	1:A:55:SER:HB2	2:B:79:LYS:H	17	1.67
(1,33)	1:A:55:SER:HB2	2:B:79:LYS:HA	17	1.67
(1,33)	1:A:55:SER:HB2	2:B:79:LYS:HB2	17	1.67
(1,33)	1:A:55:SER:HB2	2:B:79:LYS:HB3	17	1.67
(1,33)	1:A:55:SER:HB2	2:B:79:LYS:HD2	17	1.67
(1,33)	1:A:55:SER:HB2	2:B:79:LYS:HD3	17	1.67
(1,33)	1:A:55:SER:HB2	2:B:79:LYS:HE2	17	1.67
(1,33)	1:A:55:SER:HB2	2:B:79:LYS:HE3	17	1.67
(1,33)	1:A:55:SER:HB2	2:B:79:LYS:HG2	17	1.67
(1,33)	1:A:55:SER:HB2	2:B:79:LYS:HG3	17	1.67
(1,33)	1:A:55:SER:HB2	2:B:79:LYS:HZ1	17	1.67
(1,33)	1:A:55:SER:HB2	2:B:79:LYS:HZ2	17	1.67

*Continued on next page...*

*Continued from previous page...*

Key	Atom-1	Atom-2	Model ID	Violation (Å)
(1,33)	1:A:55:SER:HB2	2:B:79:LYS:HZ3	17	1.67
(1,33)	1:A:55:SER:HB2	2:B:79:LYS:N	17	1.67
(1,33)	1:A:55:SER:HB2	2:B:79:LYS:NZ	17	1.67
(1,33)	1:A:55:SER:HB2	2:B:79:LYS:O	17	1.67
(1,33)	1:A:55:SER:HB2	2:B:80:ILE:C	17	1.67
(1,33)	1:A:55:SER:HB2	2:B:80:ILE:CA	17	1.67
(1,33)	1:A:55:SER:HB2	2:B:80:ILE:CB	17	1.67
(1,33)	1:A:55:SER:HB2	2:B:80:ILE:CD1	17	1.67
(1,33)	1:A:55:SER:HB2	2:B:80:ILE:CG1	17	1.67
(1,33)	1:A:55:SER:HB2	2:B:80:ILE:CG2	17	1.67
(1,33)	1:A:55:SER:HB2	2:B:80:ILE:H	17	1.67
(1,33)	1:A:55:SER:HB2	2:B:80:ILE:HA	17	1.67
(1,33)	1:A:55:SER:HB2	2:B:80:ILE:HB	17	1.67
(1,33)	1:A:55:SER:HB2	2:B:80:ILE:HD11	17	1.67
(1,33)	1:A:55:SER:HB2	2:B:80:ILE:HD12	17	1.67
(1,33)	1:A:55:SER:HB2	2:B:80:ILE:HD13	17	1.67
(1,33)	1:A:55:SER:HB2	2:B:80:ILE:HG12	17	1.67
(1,33)	1:A:55:SER:HB2	2:B:80:ILE:HG13	17	1.67
(1,33)	1:A:55:SER:HB2	2:B:80:ILE:HG21	17	1.67
(1,33)	1:A:55:SER:HB2	2:B:80:ILE:HG22	17	1.67
(1,33)	1:A:55:SER:HB2	2:B:80:ILE:HG23	17	1.67
(1,33)	1:A:55:SER:HB2	2:B:80:ILE:N	17	1.67
(1,33)	1:A:55:SER:HB2	2:B:80:ILE:O	17	1.67
(1,33)	1:A:55:SER:HB2	2:B:84:GLN:C	17	1.67
(1,33)	1:A:55:SER:HB2	2:B:84:GLN:CA	17	1.67
(1,33)	1:A:55:SER:HB2	2:B:84:GLN:CB	17	1.67
(1,33)	1:A:55:SER:HB2	2:B:84:GLN:CD	17	1.67
(1,33)	1:A:55:SER:HB2	2:B:84:GLN:CG	17	1.67
(1,33)	1:A:55:SER:HB2	2:B:84:GLN:H	17	1.67
(1,33)	1:A:55:SER:HB2	2:B:84:GLN:HA	17	1.67
(1,33)	1:A:55:SER:HB2	2:B:84:GLN:HB2	17	1.67
(1,33)	1:A:55:SER:HB2	2:B:84:GLN:HB3	17	1.67
(1,33)	1:A:55:SER:HB2	2:B:84:GLN:HE21	17	1.67
(1,33)	1:A:55:SER:HB2	2:B:84:GLN:HE22	17	1.67
(1,33)	1:A:55:SER:HB2	2:B:84:GLN:HG2	17	1.67
(1,33)	1:A:55:SER:HB2	2:B:84:GLN:HG3	17	1.67
(1,33)	1:A:55:SER:HB2	2:B:84:GLN:N	17	1.67
(1,33)	1:A:55:SER:HB2	2:B:84:GLN:NE2	17	1.67
(1,33)	1:A:55:SER:HB2	2:B:84:GLN:O	17	1.67
(1,33)	1:A:55:SER:HB2	2:B:84:GLN:OE1	17	1.67
(1,33)	1:A:55:SER:HB2	2:B:97:THR:C	17	1.67
(1,33)	1:A:55:SER:HB2	2:B:97:THR:CA	17	1.67

*Continued on next page...*

*Continued from previous page...*

Key	Atom-1	Atom-2	Model ID	Violation (Å)
(1,33)	1:A:55:SER:HB2	2:B:97:THR:CB	17	1.67
(1,33)	1:A:55:SER:HB2	2:B:97:THR:CG2	17	1.67
(1,33)	1:A:55:SER:HB2	2:B:97:THR:H	17	1.67
(1,33)	1:A:55:SER:HB2	2:B:97:THR:HA	17	1.67
(1,33)	1:A:55:SER:HB2	2:B:97:THR:HB	17	1.67
(1,33)	1:A:55:SER:HB2	2:B:97:THR:HG1	17	1.67
(1,33)	1:A:55:SER:HB2	2:B:97:THR:HG21	17	1.67
(1,33)	1:A:55:SER:HB2	2:B:97:THR:HG22	17	1.67
(1,33)	1:A:55:SER:HB2	2:B:97:THR:HG23	17	1.67
(1,33)	1:A:55:SER:HB2	2:B:97:THR:N	17	1.67
(1,33)	1:A:55:SER:HB2	2:B:97:THR:O	17	1.67
(1,33)	1:A:55:SER:HB2	2:B:97:THR:OG1	17	1.67
(1,33)	1:A:55:SER:HB2	2:B:99:HIS:C	17	1.67
(1,33)	1:A:55:SER:HB2	2:B:99:HIS:CA	17	1.67
(1,33)	1:A:55:SER:HB2	2:B:99:HIS:CB	17	1.67
(1,33)	1:A:55:SER:HB2	2:B:99:HIS:CD2	17	1.67
(1,33)	1:A:55:SER:HB2	2:B:99:HIS:CE1	17	1.67
(1,33)	1:A:55:SER:HB2	2:B:99:HIS:CG	17	1.67
(1,33)	1:A:55:SER:HB2	2:B:99:HIS:H	17	1.67
(1,33)	1:A:55:SER:HB2	2:B:99:HIS:HA	17	1.67
(1,33)	1:A:55:SER:HB2	2:B:99:HIS:HB2	17	1.67
(1,33)	1:A:55:SER:HB2	2:B:99:HIS:HB3	17	1.67
(1,33)	1:A:55:SER:HB2	2:B:99:HIS:HD1	17	1.67
(1,33)	1:A:55:SER:HB2	2:B:99:HIS:HD2	17	1.67
(1,33)	1:A:55:SER:HB2	2:B:99:HIS:HE1	17	1.67
(1,33)	1:A:55:SER:HB2	2:B:99:HIS:HE2	17	1.67
(1,33)	1:A:55:SER:HB2	2:B:99:HIS:N	17	1.67
(1,33)	1:A:55:SER:HB2	2:B:99:HIS:ND1	17	1.67
(1,33)	1:A:55:SER:HB2	2:B:99:HIS:NE2	17	1.67
(1,33)	1:A:55:SER:HB2	2:B:99:HIS:O	17	1.67
(1,33)	1:A:55:SER:HB2	2:B:101:VAL:C	17	1.67
(1,33)	1:A:55:SER:HB2	2:B:101:VAL:CA	17	1.67
(1,33)	1:A:55:SER:HB2	2:B:101:VAL:CB	17	1.67
(1,33)	1:A:55:SER:HB2	2:B:101:VAL:CG1	17	1.67
(1,33)	1:A:55:SER:HB2	2:B:101:VAL:CG2	17	1.67
(1,33)	1:A:55:SER:HB2	2:B:101:VAL:H	17	1.67
(1,33)	1:A:55:SER:HB2	2:B:101:VAL:HA	17	1.67
(1,33)	1:A:55:SER:HB2	2:B:101:VAL:HB	17	1.67
(1,33)	1:A:55:SER:HB2	2:B:101:VAL:HG11	17	1.67
(1,33)	1:A:55:SER:HB2	2:B:101:VAL:HG12	17	1.67
(1,33)	1:A:55:SER:HB2	2:B:101:VAL:HG13	17	1.67
(1,33)	1:A:55:SER:HB2	2:B:101:VAL:HG21	17	1.67

*Continued on next page...*

*Continued from previous page...*

Key	Atom-1	Atom-2	Model ID	Violation (Å)
(1,33)	1:A:55:SER:HB2	2:B:101:VAL:HG22	17	1.67
(1,33)	1:A:55:SER:HB2	2:B:101:VAL:HG23	17	1.67
(1,33)	1:A:55:SER:HB2	2:B:101:VAL:N	17	1.67
(1,33)	1:A:55:SER:HB2	2:B:101:VAL:O	17	1.67
(1,33)	1:A:55:SER:HB3	2:B:75:ILE:C	17	1.67
(1,33)	1:A:55:SER:HB3	2:B:75:ILE:CA	17	1.67
(1,33)	1:A:55:SER:HB3	2:B:75:ILE:CB	17	1.67
(1,33)	1:A:55:SER:HB3	2:B:75:ILE:CD1	17	1.67
(1,33)	1:A:55:SER:HB3	2:B:75:ILE:CG1	17	1.67
(1,33)	1:A:55:SER:HB3	2:B:75:ILE:CG2	17	1.67
(1,33)	1:A:55:SER:HB3	2:B:75:ILE:H	17	1.67
(1,33)	1:A:55:SER:HB3	2:B:75:ILE:HA	17	1.67
(1,33)	1:A:55:SER:HB3	2:B:75:ILE:HB	17	1.67
(1,33)	1:A:55:SER:HB3	2:B:75:ILE:HD11	17	1.67
(1,33)	1:A:55:SER:HB3	2:B:75:ILE:HD12	17	1.67
(1,33)	1:A:55:SER:HB3	2:B:75:ILE:HD13	17	1.67
(1,33)	1:A:55:SER:HB3	2:B:75:ILE:HG12	17	1.67
(1,33)	1:A:55:SER:HB3	2:B:75:ILE:HG13	17	1.67
(1,33)	1:A:55:SER:HB3	2:B:75:ILE:HG21	17	1.67
(1,33)	1:A:55:SER:HB3	2:B:75:ILE:HG22	17	1.67
(1,33)	1:A:55:SER:HB3	2:B:75:ILE:HG23	17	1.67
(1,33)	1:A:55:SER:HB3	2:B:75:ILE:N	17	1.67
(1,33)	1:A:55:SER:HB3	2:B:75:ILE:O	17	1.67
(1,33)	1:A:55:SER:HB3	2:B:77:ALA:C	17	1.67
(1,33)	1:A:55:SER:HB3	2:B:77:ALA:CA	17	1.67
(1,33)	1:A:55:SER:HB3	2:B:77:ALA:CB	17	1.67
(1,33)	1:A:55:SER:HB3	2:B:77:ALA:H	17	1.67
(1,33)	1:A:55:SER:HB3	2:B:77:ALA:HA	17	1.67
(1,33)	1:A:55:SER:HB3	2:B:77:ALA:HB1	17	1.67
(1,33)	1:A:55:SER:HB3	2:B:77:ALA:HB2	17	1.67
(1,33)	1:A:55:SER:HB3	2:B:77:ALA:HB3	17	1.67
(1,33)	1:A:55:SER:HB3	2:B:77:ALA:N	17	1.67
(1,33)	1:A:55:SER:HB3	2:B:77:ALA:O	17	1.67
(1,33)	1:A:55:SER:HB3	2:B:78:GLY:C	17	1.67
(1,33)	1:A:55:SER:HB3	2:B:78:GLY:CA	17	1.67
(1,33)	1:A:55:SER:HB3	2:B:78:GLY:H	17	1.67
(1,33)	1:A:55:SER:HB3	2:B:78:GLY:HA2	17	1.67
(1,33)	1:A:55:SER:HB3	2:B:78:GLY:HA3	17	1.67
(1,33)	1:A:55:SER:HB3	2:B:78:GLY:N	17	1.67
(1,33)	1:A:55:SER:HB3	2:B:78:GLY:O	17	1.67
(1,33)	1:A:55:SER:HB3	2:B:79:LYS:C	17	1.67
(1,33)	1:A:55:SER:HB3	2:B:79:LYS:CA	17	1.67

*Continued on next page...*



*Continued from previous page...*

Key	Atom-1	Atom-2	Model ID	Violation (Å)
(1,33)	1:A:55:SER:HB3	2:B:79:LYS:CB	17	1.67
(1,33)	1:A:55:SER:HB3	2:B:79:LYS:CD	17	1.67
(1,33)	1:A:55:SER:HB3	2:B:79:LYS:CE	17	1.67
(1,33)	1:A:55:SER:HB3	2:B:79:LYS:CG	17	1.67
(1,33)	1:A:55:SER:HB3	2:B:79:LYS:H	17	1.67
(1,33)	1:A:55:SER:HB3	2:B:79:LYS:HA	17	1.67
(1,33)	1:A:55:SER:HB3	2:B:79:LYS:HB2	17	1.67
(1,33)	1:A:55:SER:HB3	2:B:79:LYS:HB3	17	1.67
(1,33)	1:A:55:SER:HB3	2:B:79:LYS:HD2	17	1.67
(1,33)	1:A:55:SER:HB3	2:B:79:LYS:HD3	17	1.67
(1,33)	1:A:55:SER:HB3	2:B:79:LYS:HE2	17	1.67
(1,33)	1:A:55:SER:HB3	2:B:79:LYS:HE3	17	1.67
(1,33)	1:A:55:SER:HB3	2:B:79:LYS:HG2	17	1.67
(1,33)	1:A:55:SER:HB3	2:B:79:LYS:HG3	17	1.67
(1,33)	1:A:55:SER:HB3	2:B:79:LYS:HZ1	17	1.67
(1,33)	1:A:55:SER:HB3	2:B:79:LYS:HZ2	17	1.67
(1,33)	1:A:55:SER:HB3	2:B:79:LYS:HZ3	17	1.67
(1,33)	1:A:55:SER:HB3	2:B:79:LYS:N	17	1.67
(1,33)	1:A:55:SER:HB3	2:B:79:LYS:NZ	17	1.67
(1,33)	1:A:55:SER:HB3	2:B:79:LYS:O	17	1.67
(1,33)	1:A:55:SER:HB3	2:B:80:ILE:C	17	1.67
(1,33)	1:A:55:SER:HB3	2:B:80:ILE:CA	17	1.67
(1,33)	1:A:55:SER:HB3	2:B:80:ILE:CB	17	1.67
(1,33)	1:A:55:SER:HB3	2:B:80:ILE:CD1	17	1.67
(1,33)	1:A:55:SER:HB3	2:B:80:ILE:CG1	17	1.67
(1,33)	1:A:55:SER:HB3	2:B:80:ILE:CG2	17	1.67
(1,33)	1:A:55:SER:HB3	2:B:80:ILE:H	17	1.67
(1,33)	1:A:55:SER:HB3	2:B:80:ILE:HA	17	1.67
(1,33)	1:A:55:SER:HB3	2:B:80:ILE:HB	17	1.67
(1,33)	1:A:55:SER:HB3	2:B:80:ILE:HD11	17	1.67
(1,33)	1:A:55:SER:HB3	2:B:80:ILE:HD12	17	1.67
(1,33)	1:A:55:SER:HB3	2:B:80:ILE:HD13	17	1.67
(1,33)	1:A:55:SER:HB3	2:B:80:ILE:HG12	17	1.67
(1,33)	1:A:55:SER:HB3	2:B:80:ILE:HG13	17	1.67
(1,33)	1:A:55:SER:HB3	2:B:80:ILE:HG21	17	1.67
(1,33)	1:A:55:SER:HB3	2:B:80:ILE:HG22	17	1.67
(1,33)	1:A:55:SER:HB3	2:B:80:ILE:HG23	17	1.67
(1,33)	1:A:55:SER:HB3	2:B:80:ILE:N	17	1.67
(1,33)	1:A:55:SER:HB3	2:B:80:ILE:O	17	1.67
(1,33)	1:A:55:SER:HB3	2:B:84:GLN:C	17	1.67
(1,33)	1:A:55:SER:HB3	2:B:84:GLN:CA	17	1.67
(1,33)	1:A:55:SER:HB3	2:B:84:GLN:CB	17	1.67

*Continued on next page...*

*Continued from previous page...*

Key	Atom-1	Atom-2	Model ID	Violation (Å)
(1,33)	1:A:55:SER:HB3	2:B:84:GLN:CD	17	1.67
(1,33)	1:A:55:SER:HB3	2:B:84:GLN:CG	17	1.67
(1,33)	1:A:55:SER:HB3	2:B:84:GLN:H	17	1.67
(1,33)	1:A:55:SER:HB3	2:B:84:GLN:HA	17	1.67
(1,33)	1:A:55:SER:HB3	2:B:84:GLN:HB2	17	1.67
(1,33)	1:A:55:SER:HB3	2:B:84:GLN:HB3	17	1.67
(1,33)	1:A:55:SER:HB3	2:B:84:GLN:HE21	17	1.67
(1,33)	1:A:55:SER:HB3	2:B:84:GLN:HE22	17	1.67
(1,33)	1:A:55:SER:HB3	2:B:84:GLN:HG2	17	1.67
(1,33)	1:A:55:SER:HB3	2:B:84:GLN:HG3	17	1.67
(1,33)	1:A:55:SER:HB3	2:B:84:GLN:N	17	1.67
(1,33)	1:A:55:SER:HB3	2:B:84:GLN:NE2	17	1.67
(1,33)	1:A:55:SER:HB3	2:B:84:GLN:O	17	1.67
(1,33)	1:A:55:SER:HB3	2:B:84:GLN:OE1	17	1.67
(1,33)	1:A:55:SER:HB3	2:B:97:THR:C	17	1.67
(1,33)	1:A:55:SER:HB3	2:B:97:THR:CA	17	1.67
(1,33)	1:A:55:SER:HB3	2:B:97:THR:CB	17	1.67
(1,33)	1:A:55:SER:HB3	2:B:97:THR:CG2	17	1.67
(1,33)	1:A:55:SER:HB3	2:B:97:THR:H	17	1.67
(1,33)	1:A:55:SER:HB3	2:B:97:THR:HA	17	1.67
(1,33)	1:A:55:SER:HB3	2:B:97:THR:HB	17	1.67
(1,33)	1:A:55:SER:HB3	2:B:97:THR:HG1	17	1.67
(1,33)	1:A:55:SER:HB3	2:B:97:THR:HG21	17	1.67
(1,33)	1:A:55:SER:HB3	2:B:97:THR:HG22	17	1.67
(1,33)	1:A:55:SER:HB3	2:B:97:THR:HG23	17	1.67
(1,33)	1:A:55:SER:HB3	2:B:97:THR:N	17	1.67
(1,33)	1:A:55:SER:HB3	2:B:97:THR:O	17	1.67
(1,33)	1:A:55:SER:HB3	2:B:97:THR:OG1	17	1.67
(1,33)	1:A:55:SER:HB3	2:B:99:HIS:C	17	1.67
(1,33)	1:A:55:SER:HB3	2:B:99:HIS:CA	17	1.67
(1,33)	1:A:55:SER:HB3	2:B:99:HIS:CB	17	1.67
(1,33)	1:A:55:SER:HB3	2:B:99:HIS:CD2	17	1.67
(1,33)	1:A:55:SER:HB3	2:B:99:HIS:CE1	17	1.67
(1,33)	1:A:55:SER:HB3	2:B:99:HIS:CG	17	1.67
(1,33)	1:A:55:SER:HB3	2:B:99:HIS:H	17	1.67
(1,33)	1:A:55:SER:HB3	2:B:99:HIS:HA	17	1.67
(1,33)	1:A:55:SER:HB3	2:B:99:HIS:HB2	17	1.67
(1,33)	1:A:55:SER:HB3	2:B:99:HIS:HB3	17	1.67
(1,33)	1:A:55:SER:HB3	2:B:99:HIS:HD1	17	1.67
(1,33)	1:A:55:SER:HB3	2:B:99:HIS:HD2	17	1.67
(1,33)	1:A:55:SER:HB3	2:B:99:HIS:HE1	17	1.67
(1,33)	1:A:55:SER:HB3	2:B:99:HIS:HE2	17	1.67

*Continued on next page...*

*Continued from previous page...*

Key	Atom-1	Atom-2	Model ID	Violation (Å)
(1,33)	1:A:55:SER:HB3	2:B:99:HIS:N	17	1.67
(1,33)	1:A:55:SER:HB3	2:B:99:HIS:ND1	17	1.67
(1,33)	1:A:55:SER:HB3	2:B:99:HIS:NE2	17	1.67
(1,33)	1:A:55:SER:HB3	2:B:99:HIS:O	17	1.67
(1,33)	1:A:55:SER:HB3	2:B:101:VAL:C	17	1.67
(1,33)	1:A:55:SER:HB3	2:B:101:VAL:CA	17	1.67
(1,33)	1:A:55:SER:HB3	2:B:101:VAL:CB	17	1.67
(1,33)	1:A:55:SER:HB3	2:B:101:VAL:CG1	17	1.67
(1,33)	1:A:55:SER:HB3	2:B:101:VAL:CG2	17	1.67
(1,33)	1:A:55:SER:HB3	2:B:101:VAL:H	17	1.67
(1,33)	1:A:55:SER:HB3	2:B:101:VAL:HA	17	1.67
(1,33)	1:A:55:SER:HB3	2:B:101:VAL:HB	17	1.67
(1,33)	1:A:55:SER:HB3	2:B:101:VAL:HG11	17	1.67
(1,33)	1:A:55:SER:HB3	2:B:101:VAL:HG12	17	1.67
(1,33)	1:A:55:SER:HB3	2:B:101:VAL:HG13	17	1.67
(1,33)	1:A:55:SER:HB3	2:B:101:VAL:HG21	17	1.67
(1,33)	1:A:55:SER:HB3	2:B:101:VAL:HG22	17	1.67
(1,33)	1:A:55:SER:HB3	2:B:101:VAL:HG23	17	1.67
(1,33)	1:A:55:SER:HB3	2:B:101:VAL:N	17	1.67
(1,33)	1:A:55:SER:HB3	2:B:101:VAL:O	17	1.67
(1,33)	1:A:55:SER:HG	2:B:75:ILE:C	17	1.67
(1,33)	1:A:55:SER:HG	2:B:75:ILE:CA	17	1.67
(1,33)	1:A:55:SER:HG	2:B:75:ILE:CB	17	1.67
(1,33)	1:A:55:SER:HG	2:B:75:ILE:CD1	17	1.67
(1,33)	1:A:55:SER:HG	2:B:75:ILE:CG1	17	1.67
(1,33)	1:A:55:SER:HG	2:B:75:ILE:CG2	17	1.67
(1,33)	1:A:55:SER:HG	2:B:75:ILE:H	17	1.67
(1,33)	1:A:55:SER:HG	2:B:75:ILE:HA	17	1.67
(1,33)	1:A:55:SER:HG	2:B:75:ILE:HB	17	1.67
(1,33)	1:A:55:SER:HG	2:B:75:ILE:HD11	17	1.67
(1,33)	1:A:55:SER:HG	2:B:75:ILE:HD12	17	1.67
(1,33)	1:A:55:SER:HG	2:B:75:ILE:HD13	17	1.67
(1,33)	1:A:55:SER:HG	2:B:75:ILE:HG12	17	1.67
(1,33)	1:A:55:SER:HG	2:B:75:ILE:HG13	17	1.67
(1,33)	1:A:55:SER:HG	2:B:75:ILE:HG21	17	1.67
(1,33)	1:A:55:SER:HG	2:B:75:ILE:HG22	17	1.67
(1,33)	1:A:55:SER:HG	2:B:75:ILE:HG23	17	1.67
(1,33)	1:A:55:SER:HG	2:B:75:ILE:N	17	1.67
(1,33)	1:A:55:SER:HG	2:B:75:ILE:O	17	1.67
(1,33)	1:A:55:SER:HG	2:B:77:ALA:C	17	1.67
(1,33)	1:A:55:SER:HG	2:B:77:ALA:CA	17	1.67
(1,33)	1:A:55:SER:HG	2:B:77:ALA:CB	17	1.67

*Continued on next page...*

*Continued from previous page...*

Key	Atom-1	Atom-2	Model ID	Violation (Å)
(1,33)	1:A:55:SER:HG	2:B:77:ALA:H	17	1.67
(1,33)	1:A:55:SER:HG	2:B:77:ALA:HA	17	1.67
(1,33)	1:A:55:SER:HG	2:B:77:ALA:HB1	17	1.67
(1,33)	1:A:55:SER:HG	2:B:77:ALA:HB2	17	1.67
(1,33)	1:A:55:SER:HG	2:B:77:ALA:HB3	17	1.67
(1,33)	1:A:55:SER:HG	2:B:77:ALA:N	17	1.67
(1,33)	1:A:55:SER:HG	2:B:77:ALA:O	17	1.67
(1,33)	1:A:55:SER:HG	2:B:78:GLY:C	17	1.67
(1,33)	1:A:55:SER:HG	2:B:78:GLY:CA	17	1.67
(1,33)	1:A:55:SER:HG	2:B:78:GLY:H	17	1.67
(1,33)	1:A:55:SER:HG	2:B:78:GLY:HA2	17	1.67
(1,33)	1:A:55:SER:HG	2:B:78:GLY:HA3	17	1.67
(1,33)	1:A:55:SER:HG	2:B:78:GLY:N	17	1.67
(1,33)	1:A:55:SER:HG	2:B:78:GLY:O	17	1.67
(1,33)	1:A:55:SER:HG	2:B:79:LYS:C	17	1.67
(1,33)	1:A:55:SER:HG	2:B:79:LYS:CA	17	1.67
(1,33)	1:A:55:SER:HG	2:B:79:LYS:CB	17	1.67
(1,33)	1:A:55:SER:HG	2:B:79:LYS:CD	17	1.67
(1,33)	1:A:55:SER:HG	2:B:79:LYS:CE	17	1.67
(1,33)	1:A:55:SER:HG	2:B:79:LYS:CG	17	1.67
(1,33)	1:A:55:SER:HG	2:B:79:LYS:H	17	1.67
(1,33)	1:A:55:SER:HG	2:B:79:LYS:HA	17	1.67
(1,33)	1:A:55:SER:HG	2:B:79:LYS:HB2	17	1.67
(1,33)	1:A:55:SER:HG	2:B:79:LYS:HB3	17	1.67
(1,33)	1:A:55:SER:HG	2:B:79:LYS:HD2	17	1.67
(1,33)	1:A:55:SER:HG	2:B:79:LYS:HD3	17	1.67
(1,33)	1:A:55:SER:HG	2:B:79:LYS:HE2	17	1.67
(1,33)	1:A:55:SER:HG	2:B:79:LYS:HE3	17	1.67
(1,33)	1:A:55:SER:HG	2:B:79:LYS:HG2	17	1.67
(1,33)	1:A:55:SER:HG	2:B:79:LYS:HG3	17	1.67
(1,33)	1:A:55:SER:HG	2:B:79:LYS:HZ1	17	1.67
(1,33)	1:A:55:SER:HG	2:B:79:LYS:HZ2	17	1.67
(1,33)	1:A:55:SER:HG	2:B:79:LYS:HZ3	17	1.67
(1,33)	1:A:55:SER:HG	2:B:79:LYS:N	17	1.67
(1,33)	1:A:55:SER:HG	2:B:79:LYS:NZ	17	1.67
(1,33)	1:A:55:SER:HG	2:B:79:LYS:O	17	1.67
(1,33)	1:A:55:SER:HG	2:B:80:ILE:C	17	1.67
(1,33)	1:A:55:SER:HG	2:B:80:ILE:CA	17	1.67
(1,33)	1:A:55:SER:HG	2:B:80:ILE:CB	17	1.67
(1,33)	1:A:55:SER:HG	2:B:80:ILE:CD1	17	1.67
(1,33)	1:A:55:SER:HG	2:B:80:ILE:CG1	17	1.67
(1,33)	1:A:55:SER:HG	2:B:80:ILE:CG2	17	1.67

*Continued on next page...*

*Continued from previous page...*

Key	Atom-1	Atom-2	Model ID	Violation (Å)
(1,33)	1:A:55:SER:HG	2:B:80:ILE:H	17	1.67
(1,33)	1:A:55:SER:HG	2:B:80:ILE:HA	17	1.67
(1,33)	1:A:55:SER:HG	2:B:80:ILE:HB	17	1.67
(1,33)	1:A:55:SER:HG	2:B:80:ILE:HD11	17	1.67
(1,33)	1:A:55:SER:HG	2:B:80:ILE:HD12	17	1.67
(1,33)	1:A:55:SER:HG	2:B:80:ILE:HD13	17	1.67
(1,33)	1:A:55:SER:HG	2:B:80:ILE:HG12	17	1.67
(1,33)	1:A:55:SER:HG	2:B:80:ILE:HG13	17	1.67
(1,33)	1:A:55:SER:HG	2:B:80:ILE:HG21	17	1.67
(1,33)	1:A:55:SER:HG	2:B:80:ILE:HG22	17	1.67
(1,33)	1:A:55:SER:HG	2:B:80:ILE:HG23	17	1.67
(1,33)	1:A:55:SER:HG	2:B:80:ILE:N	17	1.67
(1,33)	1:A:55:SER:HG	2:B:80:ILE:O	17	1.67
(1,33)	1:A:55:SER:HG	2:B:84:GLN:C	17	1.67
(1,33)	1:A:55:SER:HG	2:B:84:GLN:CA	17	1.67
(1,33)	1:A:55:SER:HG	2:B:84:GLN:CB	17	1.67
(1,33)	1:A:55:SER:HG	2:B:84:GLN:CD	17	1.67
(1,33)	1:A:55:SER:HG	2:B:84:GLN:CG	17	1.67
(1,33)	1:A:55:SER:HG	2:B:84:GLN:H	17	1.67
(1,33)	1:A:55:SER:HG	2:B:84:GLN:HA	17	1.67
(1,33)	1:A:55:SER:HG	2:B:84:GLN:HB2	17	1.67
(1,33)	1:A:55:SER:HG	2:B:84:GLN:HB3	17	1.67
(1,33)	1:A:55:SER:HG	2:B:84:GLN:HE21	17	1.67
(1,33)	1:A:55:SER:HG	2:B:84:GLN:HE22	17	1.67
(1,33)	1:A:55:SER:HG	2:B:84:GLN:HG2	17	1.67
(1,33)	1:A:55:SER:HG	2:B:84:GLN:HG3	17	1.67
(1,33)	1:A:55:SER:HG	2:B:84:GLN:N	17	1.67
(1,33)	1:A:55:SER:HG	2:B:84:GLN:NE2	17	1.67
(1,33)	1:A:55:SER:HG	2:B:84:GLN:O	17	1.67
(1,33)	1:A:55:SER:HG	2:B:84:GLN:OE1	17	1.67
(1,33)	1:A:55:SER:HG	2:B:97:THR:C	17	1.67
(1,33)	1:A:55:SER:HG	2:B:97:THR:CA	17	1.67
(1,33)	1:A:55:SER:HG	2:B:97:THR:CB	17	1.67
(1,33)	1:A:55:SER:HG	2:B:97:THR:CG2	17	1.67
(1,33)	1:A:55:SER:HG	2:B:97:THR:H	17	1.67
(1,33)	1:A:55:SER:HG	2:B:97:THR:HA	17	1.67
(1,33)	1:A:55:SER:HG	2:B:97:THR:HB	17	1.67
(1,33)	1:A:55:SER:HG	2:B:97:THR:HG1	17	1.67
(1,33)	1:A:55:SER:HG	2:B:97:THR:HG21	17	1.67
(1,33)	1:A:55:SER:HG	2:B:97:THR:HG22	17	1.67
(1,33)	1:A:55:SER:HG	2:B:97:THR:HG23	17	1.67
(1,33)	1:A:55:SER:HG	2:B:97:THR:N	17	1.67

*Continued on next page...*

*Continued from previous page...*

Key	Atom-1	Atom-2	Model ID	Violation (Å)
(1,33)	1:A:55:SER:HG	2:B:97:THR:O	17	1.67
(1,33)	1:A:55:SER:HG	2:B:97:THR:OG1	17	1.67
(1,33)	1:A:55:SER:HG	2:B:99:HIS:C	17	1.67
(1,33)	1:A:55:SER:HG	2:B:99:HIS:CA	17	1.67
(1,33)	1:A:55:SER:HG	2:B:99:HIS:CB	17	1.67
(1,33)	1:A:55:SER:HG	2:B:99:HIS:CD2	17	1.67
(1,33)	1:A:55:SER:HG	2:B:99:HIS:CE1	17	1.67
(1,33)	1:A:55:SER:HG	2:B:99:HIS:CG	17	1.67
(1,33)	1:A:55:SER:HG	2:B:99:HIS:H	17	1.67
(1,33)	1:A:55:SER:HG	2:B:99:HIS:HA	17	1.67
(1,33)	1:A:55:SER:HG	2:B:99:HIS:HB2	17	1.67
(1,33)	1:A:55:SER:HG	2:B:99:HIS:HB3	17	1.67
(1,33)	1:A:55:SER:HG	2:B:99:HIS:HD1	17	1.67
(1,33)	1:A:55:SER:HG	2:B:99:HIS:HD2	17	1.67
(1,33)	1:A:55:SER:HG	2:B:99:HIS:HE1	17	1.67
(1,33)	1:A:55:SER:HG	2:B:99:HIS:HE2	17	1.67
(1,33)	1:A:55:SER:HG	2:B:99:HIS:N	17	1.67
(1,33)	1:A:55:SER:HG	2:B:99:HIS:ND1	17	1.67
(1,33)	1:A:55:SER:HG	2:B:99:HIS:NE2	17	1.67
(1,33)	1:A:55:SER:HG	2:B:99:HIS:O	17	1.67
(1,33)	1:A:55:SER:HG	2:B:101:VAL:C	17	1.67
(1,33)	1:A:55:SER:HG	2:B:101:VAL:CA	17	1.67
(1,33)	1:A:55:SER:HG	2:B:101:VAL:CB	17	1.67
(1,33)	1:A:55:SER:HG	2:B:101:VAL:CG1	17	1.67
(1,33)	1:A:55:SER:HG	2:B:101:VAL:CG2	17	1.67
(1,33)	1:A:55:SER:HG	2:B:101:VAL:H	17	1.67
(1,33)	1:A:55:SER:HG	2:B:101:VAL:HA	17	1.67
(1,33)	1:A:55:SER:HG	2:B:101:VAL:HB	17	1.67
(1,33)	1:A:55:SER:HG	2:B:101:VAL:HG11	17	1.67
(1,33)	1:A:55:SER:HG	2:B:101:VAL:HG12	17	1.67
(1,33)	1:A:55:SER:HG	2:B:101:VAL:HG13	17	1.67
(1,33)	1:A:55:SER:HG	2:B:101:VAL:HG21	17	1.67
(1,33)	1:A:55:SER:HG	2:B:101:VAL:HG22	17	1.67
(1,33)	1:A:55:SER:HG	2:B:101:VAL:HG23	17	1.67
(1,33)	1:A:55:SER:HG	2:B:101:VAL:N	17	1.67
(1,33)	1:A:55:SER:HG	2:B:101:VAL:O	17	1.67
(1,33)	1:A:55:SER:N	2:B:75:ILE:C	17	1.67
(1,33)	1:A:55:SER:N	2:B:75:ILE:CA	17	1.67
(1,33)	1:A:55:SER:N	2:B:75:ILE:CB	17	1.67
(1,33)	1:A:55:SER:N	2:B:75:ILE:CD1	17	1.67
(1,33)	1:A:55:SER:N	2:B:75:ILE:CG1	17	1.67
(1,33)	1:A:55:SER:N	2:B:75:ILE:CG2	17	1.67

*Continued on next page...*

*Continued from previous page...*

Key	Atom-1	Atom-2	Model ID	Violation (Å)
(1,33)	1:A:55:SER:N	2:B:75:ILE:H	17	1.67
(1,33)	1:A:55:SER:N	2:B:75:ILE:HA	17	1.67
(1,33)	1:A:55:SER:N	2:B:75:ILE:HB	17	1.67
(1,33)	1:A:55:SER:N	2:B:75:ILE:HD11	17	1.67
(1,33)	1:A:55:SER:N	2:B:75:ILE:HD12	17	1.67
(1,33)	1:A:55:SER:N	2:B:75:ILE:HD13	17	1.67
(1,33)	1:A:55:SER:N	2:B:75:ILE:HG12	17	1.67
(1,33)	1:A:55:SER:N	2:B:75:ILE:HG13	17	1.67
(1,33)	1:A:55:SER:N	2:B:75:ILE:HG21	17	1.67
(1,33)	1:A:55:SER:N	2:B:75:ILE:HG22	17	1.67
(1,33)	1:A:55:SER:N	2:B:75:ILE:HG23	17	1.67
(1,33)	1:A:55:SER:N	2:B:75:ILE:N	17	1.67
(1,33)	1:A:55:SER:N	2:B:75:ILE:O	17	1.67
(1,33)	1:A:55:SER:N	2:B:77:ALA:C	17	1.67
(1,33)	1:A:55:SER:N	2:B:77:ALA:CA	17	1.67
(1,33)	1:A:55:SER:N	2:B:77:ALA:CB	17	1.67
(1,33)	1:A:55:SER:N	2:B:77:ALA:H	17	1.67
(1,33)	1:A:55:SER:N	2:B:77:ALA:HA	17	1.67
(1,33)	1:A:55:SER:N	2:B:77:ALA:HB1	17	1.67
(1,33)	1:A:55:SER:N	2:B:77:ALA:HB2	17	1.67
(1,33)	1:A:55:SER:N	2:B:77:ALA:HB3	17	1.67
(1,33)	1:A:55:SER:N	2:B:77:ALA:N	17	1.67
(1,33)	1:A:55:SER:N	2:B:77:ALA:O	17	1.67
(1,33)	1:A:55:SER:N	2:B:78:GLY:C	17	1.67
(1,33)	1:A:55:SER:N	2:B:78:GLY:CA	17	1.67
(1,33)	1:A:55:SER:N	2:B:78:GLY:H	17	1.67
(1,33)	1:A:55:SER:N	2:B:78:GLY:HA2	17	1.67
(1,33)	1:A:55:SER:N	2:B:78:GLY:HA3	17	1.67
(1,33)	1:A:55:SER:N	2:B:78:GLY:N	17	1.67
(1,33)	1:A:55:SER:N	2:B:78:GLY:O	17	1.67
(1,33)	1:A:55:SER:N	2:B:79:LYS:C	17	1.67
(1,33)	1:A:55:SER:N	2:B:79:LYS:CA	17	1.67
(1,33)	1:A:55:SER:N	2:B:79:LYS:CB	17	1.67
(1,33)	1:A:55:SER:N	2:B:79:LYS:CD	17	1.67
(1,33)	1:A:55:SER:N	2:B:79:LYS:CE	17	1.67
(1,33)	1:A:55:SER:N	2:B:79:LYS:CG	17	1.67
(1,33)	1:A:55:SER:N	2:B:79:LYS:H	17	1.67
(1,33)	1:A:55:SER:N	2:B:79:LYS:HA	17	1.67
(1,33)	1:A:55:SER:N	2:B:79:LYS:HB2	17	1.67
(1,33)	1:A:55:SER:N	2:B:79:LYS:HB3	17	1.67
(1,33)	1:A:55:SER:N	2:B:79:LYS:HD2	17	1.67
(1,33)	1:A:55:SER:N	2:B:79:LYS:HD3	17	1.67

*Continued on next page...*

*Continued from previous page...*

Key	Atom-1	Atom-2	Model ID	Violation (Å)
(1,33)	1:A:55:SER:N	2:B:79:LYS:HE2	17	1.67
(1,33)	1:A:55:SER:N	2:B:79:LYS:HE3	17	1.67
(1,33)	1:A:55:SER:N	2:B:79:LYS:HG2	17	1.67
(1,33)	1:A:55:SER:N	2:B:79:LYS:HG3	17	1.67
(1,33)	1:A:55:SER:N	2:B:79:LYS:HZ1	17	1.67
(1,33)	1:A:55:SER:N	2:B:79:LYS:HZ2	17	1.67
(1,33)	1:A:55:SER:N	2:B:79:LYS:HZ3	17	1.67
(1,33)	1:A:55:SER:N	2:B:79:LYS:N	17	1.67
(1,33)	1:A:55:SER:N	2:B:79:LYS:NZ	17	1.67
(1,33)	1:A:55:SER:N	2:B:79:LYS:O	17	1.67
(1,33)	1:A:55:SER:N	2:B:80:ILE:C	17	1.67
(1,33)	1:A:55:SER:N	2:B:80:ILE:CA	17	1.67
(1,33)	1:A:55:SER:N	2:B:80:ILE:CB	17	1.67
(1,33)	1:A:55:SER:N	2:B:80:ILE:CD1	17	1.67
(1,33)	1:A:55:SER:N	2:B:80:ILE:CG1	17	1.67
(1,33)	1:A:55:SER:N	2:B:80:ILE:CG2	17	1.67
(1,33)	1:A:55:SER:N	2:B:80:ILE:H	17	1.67
(1,33)	1:A:55:SER:N	2:B:80:ILE:HA	17	1.67
(1,33)	1:A:55:SER:N	2:B:80:ILE:HB	17	1.67
(1,33)	1:A:55:SER:N	2:B:80:ILE:HD11	17	1.67
(1,33)	1:A:55:SER:N	2:B:80:ILE:HD12	17	1.67
(1,33)	1:A:55:SER:N	2:B:80:ILE:HD13	17	1.67
(1,33)	1:A:55:SER:N	2:B:80:ILE:HG12	17	1.67
(1,33)	1:A:55:SER:N	2:B:80:ILE:HG13	17	1.67
(1,33)	1:A:55:SER:N	2:B:80:ILE:HG21	17	1.67
(1,33)	1:A:55:SER:N	2:B:80:ILE:HG22	17	1.67
(1,33)	1:A:55:SER:N	2:B:80:ILE:HG23	17	1.67
(1,33)	1:A:55:SER:N	2:B:80:ILE:N	17	1.67
(1,33)	1:A:55:SER:N	2:B:80:ILE:O	17	1.67
(1,33)	1:A:55:SER:N	2:B:84:GLN:C	17	1.67
(1,33)	1:A:55:SER:N	2:B:84:GLN:CA	17	1.67
(1,33)	1:A:55:SER:N	2:B:84:GLN:CB	17	1.67
(1,33)	1:A:55:SER:N	2:B:84:GLN:CD	17	1.67
(1,33)	1:A:55:SER:N	2:B:84:GLN:CG	17	1.67
(1,33)	1:A:55:SER:N	2:B:84:GLN:H	17	1.67
(1,33)	1:A:55:SER:N	2:B:84:GLN:HA	17	1.67
(1,33)	1:A:55:SER:N	2:B:84:GLN:HB2	17	1.67
(1,33)	1:A:55:SER:N	2:B:84:GLN:HB3	17	1.67
(1,33)	1:A:55:SER:N	2:B:84:GLN:HE21	17	1.67
(1,33)	1:A:55:SER:N	2:B:84:GLN:HE22	17	1.67
(1,33)	1:A:55:SER:N	2:B:84:GLN:HG2	17	1.67
(1,33)	1:A:55:SER:N	2:B:84:GLN:HG3	17	1.67

*Continued on next page...*



*Continued from previous page...*

Key	Atom-1	Atom-2	Model ID	Violation (Å)
(1,33)	1:A:55:SER:N	2:B:84:GLN:N	17	1.67
(1,33)	1:A:55:SER:N	2:B:84:GLN:NE2	17	1.67
(1,33)	1:A:55:SER:N	2:B:84:GLN:O	17	1.67
(1,33)	1:A:55:SER:N	2:B:84:GLN:OE1	17	1.67
(1,33)	1:A:55:SER:N	2:B:97:THR:C	17	1.67
(1,33)	1:A:55:SER:N	2:B:97:THR:CA	17	1.67
(1,33)	1:A:55:SER:N	2:B:97:THR:CB	17	1.67
(1,33)	1:A:55:SER:N	2:B:97:THR:CG2	17	1.67
(1,33)	1:A:55:SER:N	2:B:97:THR:H	17	1.67
(1,33)	1:A:55:SER:N	2:B:97:THR:HA	17	1.67
(1,33)	1:A:55:SER:N	2:B:97:THR:HB	17	1.67
(1,33)	1:A:55:SER:N	2:B:97:THR:HG1	17	1.67
(1,33)	1:A:55:SER:N	2:B:97:THR:HG21	17	1.67
(1,33)	1:A:55:SER:N	2:B:97:THR:HG22	17	1.67
(1,33)	1:A:55:SER:N	2:B:97:THR:HG23	17	1.67
(1,33)	1:A:55:SER:N	2:B:97:THR:N	17	1.67
(1,33)	1:A:55:SER:N	2:B:97:THR:O	17	1.67
(1,33)	1:A:55:SER:N	2:B:97:THR:OG1	17	1.67
(1,33)	1:A:55:SER:N	2:B:99:HIS:C	17	1.67
(1,33)	1:A:55:SER:N	2:B:99:HIS:CA	17	1.67
(1,33)	1:A:55:SER:N	2:B:99:HIS:CB	17	1.67
(1,33)	1:A:55:SER:N	2:B:99:HIS:CD2	17	1.67
(1,33)	1:A:55:SER:N	2:B:99:HIS:CE1	17	1.67
(1,33)	1:A:55:SER:N	2:B:99:HIS:CG	17	1.67
(1,33)	1:A:55:SER:N	2:B:99:HIS:H	17	1.67
(1,33)	1:A:55:SER:N	2:B:99:HIS:HA	17	1.67
(1,33)	1:A:55:SER:N	2:B:99:HIS:HB2	17	1.67
(1,33)	1:A:55:SER:N	2:B:99:HIS:HB3	17	1.67
(1,33)	1:A:55:SER:N	2:B:99:HIS:HD1	17	1.67
(1,33)	1:A:55:SER:N	2:B:99:HIS:HD2	17	1.67
(1,33)	1:A:55:SER:N	2:B:99:HIS:HE1	17	1.67
(1,33)	1:A:55:SER:N	2:B:99:HIS:HE2	17	1.67
(1,33)	1:A:55:SER:N	2:B:99:HIS:N	17	1.67
(1,33)	1:A:55:SER:N	2:B:99:HIS:ND1	17	1.67
(1,33)	1:A:55:SER:N	2:B:99:HIS:NE2	17	1.67
(1,33)	1:A:55:SER:N	2:B:99:HIS:O	17	1.67
(1,33)	1:A:55:SER:N	2:B:101:VAL:C	17	1.67
(1,33)	1:A:55:SER:N	2:B:101:VAL:CA	17	1.67
(1,33)	1:A:55:SER:N	2:B:101:VAL:CB	17	1.67
(1,33)	1:A:55:SER:N	2:B:101:VAL:CG1	17	1.67
(1,33)	1:A:55:SER:N	2:B:101:VAL:CG2	17	1.67
(1,33)	1:A:55:SER:N	2:B:101:VAL:H	17	1.67

*Continued on next page...*

*Continued from previous page...*

Key	Atom-1	Atom-2	Model ID	Violation (Å)
(1,33)	1:A:55:SER:N	2:B:101:VAL:HA	17	1.67
(1,33)	1:A:55:SER:N	2:B:101:VAL:HB	17	1.67
(1,33)	1:A:55:SER:N	2:B:101:VAL:HG11	17	1.67
(1,33)	1:A:55:SER:N	2:B:101:VAL:HG12	17	1.67
(1,33)	1:A:55:SER:N	2:B:101:VAL:HG13	17	1.67
(1,33)	1:A:55:SER:N	2:B:101:VAL:HG21	17	1.67
(1,33)	1:A:55:SER:N	2:B:101:VAL:HG22	17	1.67
(1,33)	1:A:55:SER:N	2:B:101:VAL:HG23	17	1.67
(1,33)	1:A:55:SER:N	2:B:101:VAL:N	17	1.67
(1,33)	1:A:55:SER:N	2:B:101:VAL:O	17	1.67
(1,33)	1:A:55:SER:O	2:B:75:ILE:C	17	1.67
(1,33)	1:A:55:SER:O	2:B:75:ILE:CA	17	1.67
(1,33)	1:A:55:SER:O	2:B:75:ILE:CB	17	1.67
(1,33)	1:A:55:SER:O	2:B:75:ILE:CD1	17	1.67
(1,33)	1:A:55:SER:O	2:B:75:ILE:CG1	17	1.67
(1,33)	1:A:55:SER:O	2:B:75:ILE:CG2	17	1.67
(1,33)	1:A:55:SER:O	2:B:75:ILE:H	17	1.67
(1,33)	1:A:55:SER:O	2:B:75:ILE:HA	17	1.67
(1,33)	1:A:55:SER:O	2:B:75:ILE:HB	17	1.67
(1,33)	1:A:55:SER:O	2:B:75:ILE:HD11	17	1.67
(1,33)	1:A:55:SER:O	2:B:75:ILE:HD12	17	1.67
(1,33)	1:A:55:SER:O	2:B:75:ILE:HD13	17	1.67
(1,33)	1:A:55:SER:O	2:B:75:ILE:HG12	17	1.67
(1,33)	1:A:55:SER:O	2:B:75:ILE:HG13	17	1.67
(1,33)	1:A:55:SER:O	2:B:75:ILE:HG21	17	1.67
(1,33)	1:A:55:SER:O	2:B:75:ILE:HG22	17	1.67
(1,33)	1:A:55:SER:O	2:B:75:ILE:HG23	17	1.67
(1,33)	1:A:55:SER:O	2:B:75:ILE:N	17	1.67
(1,33)	1:A:55:SER:O	2:B:75:ILE:O	17	1.67
(1,33)	1:A:55:SER:O	2:B:77:ALA:C	17	1.67
(1,33)	1:A:55:SER:O	2:B:77:ALA:CA	17	1.67
(1,33)	1:A:55:SER:O	2:B:77:ALA:CB	17	1.67
(1,33)	1:A:55:SER:O	2:B:77:ALA:H	17	1.67
(1,33)	1:A:55:SER:O	2:B:77:ALA:HA	17	1.67
(1,33)	1:A:55:SER:O	2:B:77:ALA:HB1	17	1.67
(1,33)	1:A:55:SER:O	2:B:77:ALA:HB2	17	1.67
(1,33)	1:A:55:SER:O	2:B:77:ALA:HB3	17	1.67
(1,33)	1:A:55:SER:O	2:B:77:ALA:N	17	1.67
(1,33)	1:A:55:SER:O	2:B:77:ALA:O	17	1.67
(1,33)	1:A:55:SER:O	2:B:78:GLY:C	17	1.67
(1,33)	1:A:55:SER:O	2:B:78:GLY:CA	17	1.67
(1,33)	1:A:55:SER:O	2:B:78:GLY:H	17	1.67

*Continued on next page...*

*Continued from previous page...*

Key	Atom-1	Atom-2	Model ID	Violation (Å)
(1,33)	1:A:55:SER:O	2:B:78:GLY:HA2	17	1.67
(1,33)	1:A:55:SER:O	2:B:78:GLY:HA3	17	1.67
(1,33)	1:A:55:SER:O	2:B:78:GLY:N	17	1.67
(1,33)	1:A:55:SER:O	2:B:78:GLY:O	17	1.67
(1,33)	1:A:55:SER:O	2:B:79:LYS:C	17	1.67
(1,33)	1:A:55:SER:O	2:B:79:LYS:CA	17	1.67
(1,33)	1:A:55:SER:O	2:B:79:LYS:CB	17	1.67
(1,33)	1:A:55:SER:O	2:B:79:LYS:CD	17	1.67
(1,33)	1:A:55:SER:O	2:B:79:LYS:CE	17	1.67
(1,33)	1:A:55:SER:O	2:B:79:LYS:CG	17	1.67
(1,33)	1:A:55:SER:O	2:B:79:LYS:H	17	1.67
(1,33)	1:A:55:SER:O	2:B:79:LYS:HA	17	1.67
(1,33)	1:A:55:SER:O	2:B:79:LYS:HB2	17	1.67
(1,33)	1:A:55:SER:O	2:B:79:LYS:HB3	17	1.67
(1,33)	1:A:55:SER:O	2:B:79:LYS:HD2	17	1.67
(1,33)	1:A:55:SER:O	2:B:79:LYS:HD3	17	1.67
(1,33)	1:A:55:SER:O	2:B:79:LYS:HE2	17	1.67
(1,33)	1:A:55:SER:O	2:B:79:LYS:HE3	17	1.67
(1,33)	1:A:55:SER:O	2:B:79:LYS:HG2	17	1.67
(1,33)	1:A:55:SER:O	2:B:79:LYS:HG3	17	1.67
(1,33)	1:A:55:SER:O	2:B:79:LYS:HZ1	17	1.67
(1,33)	1:A:55:SER:O	2:B:79:LYS:HZ2	17	1.67
(1,33)	1:A:55:SER:O	2:B:79:LYS:HZ3	17	1.67
(1,33)	1:A:55:SER:O	2:B:79:LYS:N	17	1.67
(1,33)	1:A:55:SER:O	2:B:79:LYS:NZ	17	1.67
(1,33)	1:A:55:SER:O	2:B:80:ILE:C	17	1.67
(1,33)	1:A:55:SER:O	2:B:80:ILE:CA	17	1.67
(1,33)	1:A:55:SER:O	2:B:80:ILE:CB	17	1.67
(1,33)	1:A:55:SER:O	2:B:80:ILE:CD1	17	1.67
(1,33)	1:A:55:SER:O	2:B:80:ILE:CG1	17	1.67
(1,33)	1:A:55:SER:O	2:B:80:ILE:CG2	17	1.67
(1,33)	1:A:55:SER:O	2:B:80:ILE:H	17	1.67
(1,33)	1:A:55:SER:O	2:B:80:ILE:HA	17	1.67
(1,33)	1:A:55:SER:O	2:B:80:ILE:HB	17	1.67
(1,33)	1:A:55:SER:O	2:B:80:ILE:HD11	17	1.67
(1,33)	1:A:55:SER:O	2:B:80:ILE:HD12	17	1.67
(1,33)	1:A:55:SER:O	2:B:80:ILE:HD13	17	1.67
(1,33)	1:A:55:SER:O	2:B:80:ILE:HG12	17	1.67
(1,33)	1:A:55:SER:O	2:B:80:ILE:HG13	17	1.67
(1,33)	1:A:55:SER:O	2:B:80:ILE:HG21	17	1.67
(1,33)	1:A:55:SER:O	2:B:80:ILE:HG22	17	1.67

*Continued on next page...*

*Continued from previous page...*

Key	Atom-1	Atom-2	Model ID	Violation (Å)
(1,33)	1:A:55:SER:O	2:B:80:ILE:HG23	17	1.67
(1,33)	1:A:55:SER:O	2:B:80:ILE:N	17	1.67
(1,33)	1:A:55:SER:O	2:B:80:ILE:O	17	1.67
(1,33)	1:A:55:SER:O	2:B:84:GLN:C	17	1.67
(1,33)	1:A:55:SER:O	2:B:84:GLN:CA	17	1.67
(1,33)	1:A:55:SER:O	2:B:84:GLN:CB	17	1.67
(1,33)	1:A:55:SER:O	2:B:84:GLN:CD	17	1.67
(1,33)	1:A:55:SER:O	2:B:84:GLN:CG	17	1.67
(1,33)	1:A:55:SER:O	2:B:84:GLN:H	17	1.67
(1,33)	1:A:55:SER:O	2:B:84:GLN:HA	17	1.67
(1,33)	1:A:55:SER:O	2:B:84:GLN:HB2	17	1.67
(1,33)	1:A:55:SER:O	2:B:84:GLN:HB3	17	1.67
(1,33)	1:A:55:SER:O	2:B:84:GLN:HE21	17	1.67
(1,33)	1:A:55:SER:O	2:B:84:GLN:HE22	17	1.67
(1,33)	1:A:55:SER:O	2:B:84:GLN:HG2	17	1.67
(1,33)	1:A:55:SER:O	2:B:84:GLN:HG3	17	1.67
(1,33)	1:A:55:SER:O	2:B:84:GLN:N	17	1.67
(1,33)	1:A:55:SER:O	2:B:84:GLN:NE2	17	1.67
(1,33)	1:A:55:SER:O	2:B:84:GLN:O	17	1.67
(1,33)	1:A:55:SER:O	2:B:84:GLN:OE1	17	1.67
(1,33)	1:A:55:SER:O	2:B:97:THR:C	17	1.67
(1,33)	1:A:55:SER:O	2:B:97:THR:CA	17	1.67
(1,33)	1:A:55:SER:O	2:B:97:THR:CB	17	1.67
(1,33)	1:A:55:SER:O	2:B:97:THR:CG2	17	1.67
(1,33)	1:A:55:SER:O	2:B:97:THR:H	17	1.67
(1,33)	1:A:55:SER:O	2:B:97:THR:HA	17	1.67
(1,33)	1:A:55:SER:O	2:B:97:THR:HB	17	1.67
(1,33)	1:A:55:SER:O	2:B:97:THR:HG1	17	1.67
(1,33)	1:A:55:SER:O	2:B:97:THR:HG21	17	1.67
(1,33)	1:A:55:SER:O	2:B:97:THR:HG22	17	1.67
(1,33)	1:A:55:SER:O	2:B:97:THR:HG23	17	1.67
(1,33)	1:A:55:SER:O	2:B:97:THR:N	17	1.67
(1,33)	1:A:55:SER:O	2:B:97:THR:O	17	1.67
(1,33)	1:A:55:SER:O	2:B:97:THR:OG1	17	1.67
(1,33)	1:A:55:SER:O	2:B:99:HIS:C	17	1.67
(1,33)	1:A:55:SER:O	2:B:99:HIS:CA	17	1.67
(1,33)	1:A:55:SER:O	2:B:99:HIS:CB	17	1.67
(1,33)	1:A:55:SER:O	2:B:99:HIS:CD2	17	1.67
(1,33)	1:A:55:SER:O	2:B:99:HIS:CE1	17	1.67
(1,33)	1:A:55:SER:O	2:B:99:HIS:CG	17	1.67
(1,33)	1:A:55:SER:O	2:B:99:HIS:H	17	1.67
(1,33)	1:A:55:SER:O	2:B:99:HIS:HA	17	1.67

*Continued on next page...*

*Continued from previous page...*

Key	Atom-1	Atom-2	Model ID	Violation (Å)
(1,33)	1:A:55:SER:O	2:B:99:HIS:HB2	17	1.67
(1,33)	1:A:55:SER:O	2:B:99:HIS:HB3	17	1.67
(1,33)	1:A:55:SER:O	2:B:99:HIS:HD1	17	1.67
(1,33)	1:A:55:SER:O	2:B:99:HIS:HD2	17	1.67
(1,33)	1:A:55:SER:O	2:B:99:HIS:HE1	17	1.67
(1,33)	1:A:55:SER:O	2:B:99:HIS:HE2	17	1.67
(1,33)	1:A:55:SER:O	2:B:99:HIS:N	17	1.67
(1,33)	1:A:55:SER:O	2:B:99:HIS:ND1	17	1.67
(1,33)	1:A:55:SER:O	2:B:99:HIS:NE2	17	1.67
(1,33)	1:A:55:SER:O	2:B:99:HIS:O	17	1.67
(1,33)	1:A:55:SER:O	2:B:101:VAL:C	17	1.67
(1,33)	1:A:55:SER:O	2:B:101:VAL:CA	17	1.67
(1,33)	1:A:55:SER:O	2:B:101:VAL:CB	17	1.67
(1,33)	1:A:55:SER:O	2:B:101:VAL:CG1	17	1.67
(1,33)	1:A:55:SER:O	2:B:101:VAL:CG2	17	1.67
(1,33)	1:A:55:SER:O	2:B:101:VAL:H	17	1.67
(1,33)	1:A:55:SER:O	2:B:101:VAL:HA	17	1.67
(1,33)	1:A:55:SER:O	2:B:101:VAL:HB	17	1.67
(1,33)	1:A:55:SER:O	2:B:101:VAL:HG11	17	1.67
(1,33)	1:A:55:SER:O	2:B:101:VAL:HG12	17	1.67
(1,33)	1:A:55:SER:O	2:B:101:VAL:HG13	17	1.67
(1,33)	1:A:55:SER:O	2:B:101:VAL:HG21	17	1.67
(1,33)	1:A:55:SER:O	2:B:101:VAL:HG22	17	1.67
(1,33)	1:A:55:SER:O	2:B:101:VAL:HG23	17	1.67
(1,33)	1:A:55:SER:O	2:B:101:VAL:N	17	1.67
(1,33)	1:A:55:SER:O	2:B:101:VAL:O	17	1.67
(1,33)	1:A:55:SER:OG	2:B:75:ILE:C	17	1.67
(1,33)	1:A:55:SER:OG	2:B:75:ILE:CA	17	1.67
(1,33)	1:A:55:SER:OG	2:B:75:ILE:CB	17	1.67
(1,33)	1:A:55:SER:OG	2:B:75:ILE:CD1	17	1.67
(1,33)	1:A:55:SER:OG	2:B:75:ILE:CG1	17	1.67
(1,33)	1:A:55:SER:OG	2:B:75:ILE:CG2	17	1.67
(1,33)	1:A:55:SER:OG	2:B:75:ILE:H	17	1.67
(1,33)	1:A:55:SER:OG	2:B:75:ILE:HA	17	1.67
(1,33)	1:A:55:SER:OG	2:B:75:ILE:HB	17	1.67
(1,33)	1:A:55:SER:OG	2:B:75:ILE:HD11	17	1.67
(1,33)	1:A:55:SER:OG	2:B:75:ILE:HD12	17	1.67
(1,33)	1:A:55:SER:OG	2:B:75:ILE:HD13	17	1.67
(1,33)	1:A:55:SER:OG	2:B:75:ILE:HG12	17	1.67
(1,33)	1:A:55:SER:OG	2:B:75:ILE:HG13	17	1.67
(1,33)	1:A:55:SER:OG	2:B:75:ILE:HG21	17	1.67
(1,33)	1:A:55:SER:OG	2:B:75:ILE:HG22	17	1.67

*Continued on next page...*

*Continued from previous page...*

Key	Atom-1	Atom-2	Model ID	Violation (Å)
(1,33)	1:A:55:SER:OG	2:B:75:ILE:HG23	17	1.67
(1,33)	1:A:55:SER:OG	2:B:75:ILE:N	17	1.67
(1,33)	1:A:55:SER:OG	2:B:75:ILE:O	17	1.67
(1,33)	1:A:55:SER:OG	2:B:77:ALA:C	17	1.67
(1,33)	1:A:55:SER:OG	2:B:77:ALA:CA	17	1.67
(1,33)	1:A:55:SER:OG	2:B:77:ALA:CB	17	1.67
(1,33)	1:A:55:SER:OG	2:B:77:ALA:H	17	1.67
(1,33)	1:A:55:SER:OG	2:B:77:ALA:HA	17	1.67
(1,33)	1:A:55:SER:OG	2:B:77:ALA:HB1	17	1.67
(1,33)	1:A:55:SER:OG	2:B:77:ALA:HB2	17	1.67
(1,33)	1:A:55:SER:OG	2:B:77:ALA:HB3	17	1.67
(1,33)	1:A:55:SER:OG	2:B:77:ALA:N	17	1.67
(1,33)	1:A:55:SER:OG	2:B:77:ALA:O	17	1.67
(1,33)	1:A:55:SER:OG	2:B:78:GLY:C	17	1.67
(1,33)	1:A:55:SER:OG	2:B:78:GLY:CA	17	1.67
(1,33)	1:A:55:SER:OG	2:B:78:GLY:H	17	1.67
(1,33)	1:A:55:SER:OG	2:B:78:GLY:HA2	17	1.67
(1,33)	1:A:55:SER:OG	2:B:78:GLY:HA3	17	1.67
(1,33)	1:A:55:SER:OG	2:B:78:GLY:N	17	1.67
(1,33)	1:A:55:SER:OG	2:B:78:GLY:O	17	1.67
(1,33)	1:A:55:SER:OG	2:B:79:LYS:C	17	1.67
(1,33)	1:A:55:SER:OG	2:B:79:LYS:CA	17	1.67
(1,33)	1:A:55:SER:OG	2:B:79:LYS:CB	17	1.67
(1,33)	1:A:55:SER:OG	2:B:79:LYS:CD	17	1.67
(1,33)	1:A:55:SER:OG	2:B:79:LYS:CE	17	1.67
(1,33)	1:A:55:SER:OG	2:B:79:LYS:CG	17	1.67
(1,33)	1:A:55:SER:OG	2:B:79:LYS:H	17	1.67
(1,33)	1:A:55:SER:OG	2:B:79:LYS:HA	17	1.67
(1,33)	1:A:55:SER:OG	2:B:79:LYS:HB2	17	1.67
(1,33)	1:A:55:SER:OG	2:B:79:LYS:HB3	17	1.67
(1,33)	1:A:55:SER:OG	2:B:79:LYS:HD2	17	1.67
(1,33)	1:A:55:SER:OG	2:B:79:LYS:HD3	17	1.67
(1,33)	1:A:55:SER:OG	2:B:79:LYS:HE2	17	1.67
(1,33)	1:A:55:SER:OG	2:B:79:LYS:HE3	17	1.67
(1,33)	1:A:55:SER:OG	2:B:79:LYS:HG2	17	1.67
(1,33)	1:A:55:SER:OG	2:B:79:LYS:HG3	17	1.67
(1,33)	1:A:55:SER:OG	2:B:79:LYS:HZ1	17	1.67
(1,33)	1:A:55:SER:OG	2:B:79:LYS:HZ2	17	1.67
(1,33)	1:A:55:SER:OG	2:B:79:LYS:HZ3	17	1.67
(1,33)	1:A:55:SER:OG	2:B:79:LYS:N	17	1.67
(1,33)	1:A:55:SER:OG	2:B:79:LYS:NZ	17	1.67
(1,33)	1:A:55:SER:OG	2:B:79:LYS:O	17	1.67

*Continued on next page...*

*Continued from previous page...*

Key	Atom-1	Atom-2	Model ID	Violation (Å)
(1,33)	1:A:55:SER:OG	2:B:80:ILE:C	17	1.67
(1,33)	1:A:55:SER:OG	2:B:80:ILE:CA	17	1.67
(1,33)	1:A:55:SER:OG	2:B:80:ILE:CB	17	1.67
(1,33)	1:A:55:SER:OG	2:B:80:ILE:CD1	17	1.67
(1,33)	1:A:55:SER:OG	2:B:80:ILE:CG1	17	1.67
(1,33)	1:A:55:SER:OG	2:B:80:ILE:CG2	17	1.67
(1,33)	1:A:55:SER:OG	2:B:80:ILE:H	17	1.67
(1,33)	1:A:55:SER:OG	2:B:80:ILE:HA	17	1.67
(1,33)	1:A:55:SER:OG	2:B:80:ILE:HB	17	1.67
(1,33)	1:A:55:SER:OG	2:B:80:ILE:HD11	17	1.67
(1,33)	1:A:55:SER:OG	2:B:80:ILE:HD12	17	1.67
(1,33)	1:A:55:SER:OG	2:B:80:ILE:HD13	17	1.67
(1,33)	1:A:55:SER:OG	2:B:80:ILE:HG12	17	1.67
(1,33)	1:A:55:SER:OG	2:B:80:ILE:HG13	17	1.67
(1,33)	1:A:55:SER:OG	2:B:80:ILE:HG21	17	1.67
(1,33)	1:A:55:SER:OG	2:B:80:ILE:HG22	17	1.67
(1,33)	1:A:55:SER:OG	2:B:80:ILE:HG23	17	1.67
(1,33)	1:A:55:SER:OG	2:B:80:ILE:N	17	1.67
(1,33)	1:A:55:SER:OG	2:B:80:ILE:O	17	1.67
(1,33)	1:A:55:SER:OG	2:B:84:GLN:C	17	1.67
(1,33)	1:A:55:SER:OG	2:B:84:GLN:CA	17	1.67
(1,33)	1:A:55:SER:OG	2:B:84:GLN:CB	17	1.67
(1,33)	1:A:55:SER:OG	2:B:84:GLN:CD	17	1.67
(1,33)	1:A:55:SER:OG	2:B:84:GLN:CG	17	1.67
(1,33)	1:A:55:SER:OG	2:B:84:GLN:H	17	1.67
(1,33)	1:A:55:SER:OG	2:B:84:GLN:HA	17	1.67
(1,33)	1:A:55:SER:OG	2:B:84:GLN:HB2	17	1.67
(1,33)	1:A:55:SER:OG	2:B:84:GLN:HB3	17	1.67
(1,33)	1:A:55:SER:OG	2:B:84:GLN:HE21	17	1.67
(1,33)	1:A:55:SER:OG	2:B:84:GLN:HE22	17	1.67
(1,33)	1:A:55:SER:OG	2:B:84:GLN:HG2	17	1.67
(1,33)	1:A:55:SER:OG	2:B:84:GLN:HG3	17	1.67
(1,33)	1:A:55:SER:OG	2:B:84:GLN:N	17	1.67
(1,33)	1:A:55:SER:OG	2:B:84:GLN:NE2	17	1.67
(1,33)	1:A:55:SER:OG	2:B:84:GLN:O	17	1.67
(1,33)	1:A:55:SER:OG	2:B:84:GLN:OE1	17	1.67
(1,33)	1:A:55:SER:OG	2:B:97:THR:C	17	1.67
(1,33)	1:A:55:SER:OG	2:B:97:THR:CA	17	1.67
(1,33)	1:A:55:SER:OG	2:B:97:THR:CB	17	1.67
(1,33)	1:A:55:SER:OG	2:B:97:THR:CG2	17	1.67
(1,33)	1:A:55:SER:OG	2:B:97:THR:H	17	1.67
(1,33)	1:A:55:SER:OG	2:B:97:THR:HA	17	1.67

*Continued on next page...*

*Continued from previous page...*

Key	Atom-1	Atom-2	Model ID	Violation (Å)
(1,33)	1:A:55:SER:OG	2:B:97:THR:HB	17	1.67
(1,33)	1:A:55:SER:OG	2:B:97:THR:HG1	17	1.67
(1,33)	1:A:55:SER:OG	2:B:97:THR:HG21	17	1.67
(1,33)	1:A:55:SER:OG	2:B:97:THR:HG22	17	1.67
(1,33)	1:A:55:SER:OG	2:B:97:THR:HG23	17	1.67
(1,33)	1:A:55:SER:OG	2:B:97:THR:N	17	1.67
(1,33)	1:A:55:SER:OG	2:B:97:THR:O	17	1.67
(1,33)	1:A:55:SER:OG	2:B:97:THR:OG1	17	1.67
(1,33)	1:A:55:SER:OG	2:B:99:HIS:C	17	1.67
(1,33)	1:A:55:SER:OG	2:B:99:HIS:CA	17	1.67
(1,33)	1:A:55:SER:OG	2:B:99:HIS:CB	17	1.67
(1,33)	1:A:55:SER:OG	2:B:99:HIS:CD2	17	1.67
(1,33)	1:A:55:SER:OG	2:B:99:HIS:CE1	17	1.67
(1,33)	1:A:55:SER:OG	2:B:99:HIS:CG	17	1.67
(1,33)	1:A:55:SER:OG	2:B:99:HIS:H	17	1.67
(1,33)	1:A:55:SER:OG	2:B:99:HIS:HA	17	1.67
(1,33)	1:A:55:SER:OG	2:B:99:HIS:HB2	17	1.67
(1,33)	1:A:55:SER:OG	2:B:99:HIS:HB3	17	1.67
(1,33)	1:A:55:SER:OG	2:B:99:HIS:HD1	17	1.67
(1,33)	1:A:55:SER:OG	2:B:99:HIS:HD2	17	1.67
(1,33)	1:A:55:SER:OG	2:B:99:HIS:HE1	17	1.67
(1,33)	1:A:55:SER:OG	2:B:99:HIS:HE2	17	1.67
(1,33)	1:A:55:SER:OG	2:B:99:HIS:N	17	1.67
(1,33)	1:A:55:SER:OG	2:B:99:HIS:ND1	17	1.67
(1,33)	1:A:55:SER:OG	2:B:99:HIS:NE2	17	1.67
(1,33)	1:A:55:SER:OG	2:B:99:HIS:O	17	1.67
(1,33)	1:A:55:SER:OG	2:B:101:VAL:C	17	1.67
(1,33)	1:A:55:SER:OG	2:B:101:VAL:CA	17	1.67
(1,33)	1:A:55:SER:OG	2:B:101:VAL:CB	17	1.67
(1,33)	1:A:55:SER:OG	2:B:101:VAL:CG1	17	1.67
(1,33)	1:A:55:SER:OG	2:B:101:VAL:CG2	17	1.67
(1,33)	1:A:55:SER:OG	2:B:101:VAL:H	17	1.67
(1,33)	1:A:55:SER:OG	2:B:101:VAL:HA	17	1.67
(1,33)	1:A:55:SER:OG	2:B:101:VAL:HB	17	1.67
(1,33)	1:A:55:SER:OG	2:B:101:VAL:HG11	17	1.67
(1,33)	1:A:55:SER:OG	2:B:101:VAL:HG12	17	1.67
(1,33)	1:A:55:SER:OG	2:B:101:VAL:HG13	17	1.67
(1,33)	1:A:55:SER:OG	2:B:101:VAL:HG21	17	1.67
(1,33)	1:A:55:SER:OG	2:B:101:VAL:HG22	17	1.67
(1,33)	1:A:55:SER:OG	2:B:101:VAL:HG23	17	1.67
(1,33)	1:A:55:SER:OG	2:B:101:VAL:N	17	1.67
(1,33)	1:A:55:SER:OG	2:B:101:VAL:O	17	1.67

*Continued on next page...*



*Continued from previous page...*

Key	Atom-1	Atom-2	Model ID	Violation (Å)
(1,33)	1:A:55:SER:C	2:B:75:ILE:C	5	1.66
(1,33)	1:A:55:SER:C	2:B:75:ILE:CA	5	1.66
(1,33)	1:A:55:SER:C	2:B:75:ILE:CB	5	1.66
(1,33)	1:A:55:SER:C	2:B:75:ILE:CD1	5	1.66
(1,33)	1:A:55:SER:C	2:B:75:ILE:CG1	5	1.66
(1,33)	1:A:55:SER:C	2:B:75:ILE:CG2	5	1.66
(1,33)	1:A:55:SER:C	2:B:75:ILE:H	5	1.66
(1,33)	1:A:55:SER:C	2:B:75:ILE:HA	5	1.66
(1,33)	1:A:55:SER:C	2:B:75:ILE:HB	5	1.66
(1,33)	1:A:55:SER:C	2:B:75:ILE:HD11	5	1.66
(1,33)	1:A:55:SER:C	2:B:75:ILE:HD12	5	1.66
(1,33)	1:A:55:SER:C	2:B:75:ILE:HD13	5	1.66
(1,33)	1:A:55:SER:C	2:B:75:ILE:HG12	5	1.66
(1,33)	1:A:55:SER:C	2:B:75:ILE:HG13	5	1.66
(1,33)	1:A:55:SER:C	2:B:75:ILE:HG21	5	1.66
(1,33)	1:A:55:SER:C	2:B:75:ILE:HG22	5	1.66
(1,33)	1:A:55:SER:C	2:B:75:ILE:HG23	5	1.66
(1,33)	1:A:55:SER:C	2:B:75:ILE:N	5	1.66
(1,33)	1:A:55:SER:C	2:B:75:ILE:O	5	1.66
(1,33)	1:A:55:SER:C	2:B:77:ALA:C	5	1.66
(1,33)	1:A:55:SER:C	2:B:77:ALA:CA	5	1.66
(1,33)	1:A:55:SER:C	2:B:77:ALA:CB	5	1.66
(1,33)	1:A:55:SER:C	2:B:77:ALA:H	5	1.66
(1,33)	1:A:55:SER:C	2:B:77:ALA:HA	5	1.66
(1,33)	1:A:55:SER:C	2:B:77:ALA:HB1	5	1.66
(1,33)	1:A:55:SER:C	2:B:77:ALA:HB2	5	1.66
(1,33)	1:A:55:SER:C	2:B:77:ALA:HB3	5	1.66
(1,33)	1:A:55:SER:C	2:B:77:ALA:N	5	1.66
(1,33)	1:A:55:SER:C	2:B:77:ALA:O	5	1.66
(1,33)	1:A:55:SER:C	2:B:78:GLY:C	5	1.66
(1,33)	1:A:55:SER:C	2:B:78:GLY:CA	5	1.66
(1,33)	1:A:55:SER:C	2:B:78:GLY:H	5	1.66
(1,33)	1:A:55:SER:C	2:B:78:GLY:HA2	5	1.66
(1,33)	1:A:55:SER:C	2:B:78:GLY:HA3	5	1.66
(1,33)	1:A:55:SER:C	2:B:78:GLY:N	5	1.66
(1,33)	1:A:55:SER:C	2:B:78:GLY:O	5	1.66
(1,33)	1:A:55:SER:C	2:B:79:LYS:C	5	1.66
(1,33)	1:A:55:SER:C	2:B:79:LYS:CA	5	1.66
(1,33)	1:A:55:SER:C	2:B:79:LYS:CB	5	1.66
(1,33)	1:A:55:SER:C	2:B:79:LYS:CD	5	1.66
(1,33)	1:A:55:SER:C	2:B:79:LYS:CE	5	1.66
(1,33)	1:A:55:SER:C	2:B:79:LYS:CG	5	1.66

*Continued on next page...*

*Continued from previous page...*

Key	Atom-1	Atom-2	Model ID	Violation (Å)
(1,33)	1:A:55:SER:C	2:B:79:LYS:H	5	1.66
(1,33)	1:A:55:SER:C	2:B:79:LYS:HA	5	1.66
(1,33)	1:A:55:SER:C	2:B:79:LYS:HB2	5	1.66
(1,33)	1:A:55:SER:C	2:B:79:LYS:HB3	5	1.66
(1,33)	1:A:55:SER:C	2:B:79:LYS:HD2	5	1.66
(1,33)	1:A:55:SER:C	2:B:79:LYS:HD3	5	1.66
(1,33)	1:A:55:SER:C	2:B:79:LYS:HE2	5	1.66
(1,33)	1:A:55:SER:C	2:B:79:LYS:HE3	5	1.66
(1,33)	1:A:55:SER:C	2:B:79:LYS:HG2	5	1.66
(1,33)	1:A:55:SER:C	2:B:79:LYS:HG3	5	1.66
(1,33)	1:A:55:SER:C	2:B:79:LYS:HZ1	5	1.66
(1,33)	1:A:55:SER:C	2:B:79:LYS:HZ2	5	1.66
(1,33)	1:A:55:SER:C	2:B:79:LYS:HZ3	5	1.66
(1,33)	1:A:55:SER:C	2:B:79:LYS:N	5	1.66
(1,33)	1:A:55:SER:C	2:B:79:LYS:NZ	5	1.66
(1,33)	1:A:55:SER:C	2:B:79:LYS:O	5	1.66
(1,33)	1:A:55:SER:C	2:B:80:ILE:C	5	1.66
(1,33)	1:A:55:SER:C	2:B:80:ILE:CA	5	1.66
(1,33)	1:A:55:SER:C	2:B:80:ILE:CB	5	1.66
(1,33)	1:A:55:SER:C	2:B:80:ILE:CD1	5	1.66
(1,33)	1:A:55:SER:C	2:B:80:ILE:CG1	5	1.66
(1,33)	1:A:55:SER:C	2:B:80:ILE:CG2	5	1.66
(1,33)	1:A:55:SER:C	2:B:80:ILE:H	5	1.66
(1,33)	1:A:55:SER:C	2:B:80:ILE:HA	5	1.66
(1,33)	1:A:55:SER:C	2:B:80:ILE:HB	5	1.66
(1,33)	1:A:55:SER:C	2:B:80:ILE:HD11	5	1.66
(1,33)	1:A:55:SER:C	2:B:80:ILE:HD12	5	1.66
(1,33)	1:A:55:SER:C	2:B:80:ILE:HD13	5	1.66
(1,33)	1:A:55:SER:C	2:B:80:ILE:HG12	5	1.66
(1,33)	1:A:55:SER:C	2:B:80:ILE:HG13	5	1.66
(1,33)	1:A:55:SER:C	2:B:80:ILE:HG21	5	1.66
(1,33)	1:A:55:SER:C	2:B:80:ILE:HG22	5	1.66
(1,33)	1:A:55:SER:C	2:B:80:ILE:HG23	5	1.66
(1,33)	1:A:55:SER:C	2:B:80:ILE:N	5	1.66
(1,33)	1:A:55:SER:C	2:B:80:ILE:O	5	1.66
(1,33)	1:A:55:SER:C	2:B:84:GLN:C	5	1.66
(1,33)	1:A:55:SER:C	2:B:84:GLN:CA	5	1.66
(1,33)	1:A:55:SER:C	2:B:84:GLN:CB	5	1.66
(1,33)	1:A:55:SER:C	2:B:84:GLN:CD	5	1.66
(1,33)	1:A:55:SER:C	2:B:84:GLN:CG	5	1.66
(1,33)	1:A:55:SER:C	2:B:84:GLN:H	5	1.66
(1,33)	1:A:55:SER:C	2:B:84:GLN:HA	5	1.66

*Continued on next page...*

*Continued from previous page...*

Key	Atom-1	Atom-2	Model ID	Violation (Å)
(1,33)	1:A:55:SER:C	2:B:84:GLN:HB2	5	1.66
(1,33)	1:A:55:SER:C	2:B:84:GLN:HB3	5	1.66
(1,33)	1:A:55:SER:C	2:B:84:GLN:HE21	5	1.66
(1,33)	1:A:55:SER:C	2:B:84:GLN:HE22	5	1.66
(1,33)	1:A:55:SER:C	2:B:84:GLN:HG2	5	1.66
(1,33)	1:A:55:SER:C	2:B:84:GLN:HG3	5	1.66
(1,33)	1:A:55:SER:C	2:B:84:GLN:N	5	1.66
(1,33)	1:A:55:SER:C	2:B:84:GLN:NE2	5	1.66
(1,33)	1:A:55:SER:C	2:B:84:GLN:O	5	1.66
(1,33)	1:A:55:SER:C	2:B:84:GLN:OE1	5	1.66
(1,33)	1:A:55:SER:C	2:B:97:THR:C	5	1.66
(1,33)	1:A:55:SER:C	2:B:97:THR:CA	5	1.66
(1,33)	1:A:55:SER:C	2:B:97:THR:CB	5	1.66
(1,33)	1:A:55:SER:C	2:B:97:THR:CG2	5	1.66
(1,33)	1:A:55:SER:C	2:B:97:THR:H	5	1.66
(1,33)	1:A:55:SER:C	2:B:97:THR:HA	5	1.66
(1,33)	1:A:55:SER:C	2:B:97:THR:HB	5	1.66
(1,33)	1:A:55:SER:C	2:B:97:THR:HG1	5	1.66
(1,33)	1:A:55:SER:C	2:B:97:THR:HG21	5	1.66
(1,33)	1:A:55:SER:C	2:B:97:THR:HG22	5	1.66
(1,33)	1:A:55:SER:C	2:B:97:THR:HG23	5	1.66
(1,33)	1:A:55:SER:C	2:B:97:THR:N	5	1.66
(1,33)	1:A:55:SER:C	2:B:97:THR:O	5	1.66
(1,33)	1:A:55:SER:C	2:B:97:THR:OG1	5	1.66
(1,33)	1:A:55:SER:C	2:B:99:HIS:C	5	1.66
(1,33)	1:A:55:SER:C	2:B:99:HIS:CA	5	1.66
(1,33)	1:A:55:SER:C	2:B:99:HIS:CB	5	1.66
(1,33)	1:A:55:SER:C	2:B:99:HIS:CD2	5	1.66
(1,33)	1:A:55:SER:C	2:B:99:HIS:CE1	5	1.66
(1,33)	1:A:55:SER:C	2:B:99:HIS:CG	5	1.66
(1,33)	1:A:55:SER:C	2:B:99:HIS:H	5	1.66
(1,33)	1:A:55:SER:C	2:B:99:HIS:HA	5	1.66
(1,33)	1:A:55:SER:C	2:B:99:HIS:HB2	5	1.66
(1,33)	1:A:55:SER:C	2:B:99:HIS:HB3	5	1.66
(1,33)	1:A:55:SER:C	2:B:99:HIS:HD1	5	1.66
(1,33)	1:A:55:SER:C	2:B:99:HIS:HD2	5	1.66
(1,33)	1:A:55:SER:C	2:B:99:HIS:HE1	5	1.66
(1,33)	1:A:55:SER:C	2:B:99:HIS:HE2	5	1.66
(1,33)	1:A:55:SER:C	2:B:99:HIS:N	5	1.66
(1,33)	1:A:55:SER:C	2:B:99:HIS:ND1	5	1.66
(1,33)	1:A:55:SER:C	2:B:99:HIS:NE2	5	1.66
(1,33)	1:A:55:SER:C	2:B:99:HIS:O	5	1.66

*Continued on next page...*

*Continued from previous page...*

Key	Atom-1	Atom-2	Model ID	Violation (Å)
(1,33)	1:A:55:SER:C	2:B:101:VAL:C	5	1.66
(1,33)	1:A:55:SER:C	2:B:101:VAL:CA	5	1.66
(1,33)	1:A:55:SER:C	2:B:101:VAL:CB	5	1.66
(1,33)	1:A:55:SER:C	2:B:101:VAL:CG1	5	1.66
(1,33)	1:A:55:SER:C	2:B:101:VAL:CG2	5	1.66
(1,33)	1:A:55:SER:C	2:B:101:VAL:H	5	1.66
(1,33)	1:A:55:SER:C	2:B:101:VAL:HA	5	1.66
(1,33)	1:A:55:SER:C	2:B:101:VAL:HB	5	1.66
(1,33)	1:A:55:SER:C	2:B:101:VAL:HG11	5	1.66
(1,33)	1:A:55:SER:C	2:B:101:VAL:HG12	5	1.66
(1,33)	1:A:55:SER:C	2:B:101:VAL:HG13	5	1.66
(1,33)	1:A:55:SER:C	2:B:101:VAL:HG21	5	1.66
(1,33)	1:A:55:SER:C	2:B:101:VAL:HG22	5	1.66
(1,33)	1:A:55:SER:C	2:B:101:VAL:HG23	5	1.66
(1,33)	1:A:55:SER:C	2:B:101:VAL:N	5	1.66
(1,33)	1:A:55:SER:C	2:B:101:VAL:O	5	1.66
(1,33)	1:A:55:SER:CA	2:B:75:ILE:C	5	1.66
(1,33)	1:A:55:SER:CA	2:B:75:ILE:CA	5	1.66
(1,33)	1:A:55:SER:CA	2:B:75:ILE:CB	5	1.66
(1,33)	1:A:55:SER:CA	2:B:75:ILE:CD1	5	1.66
(1,33)	1:A:55:SER:CA	2:B:75:ILE:CG1	5	1.66
(1,33)	1:A:55:SER:CA	2:B:75:ILE:CG2	5	1.66
(1,33)	1:A:55:SER:CA	2:B:75:ILE:H	5	1.66
(1,33)	1:A:55:SER:CA	2:B:75:ILE:HA	5	1.66
(1,33)	1:A:55:SER:CA	2:B:75:ILE:HB	5	1.66
(1,33)	1:A:55:SER:CA	2:B:75:ILE:HD11	5	1.66
(1,33)	1:A:55:SER:CA	2:B:75:ILE:HD12	5	1.66
(1,33)	1:A:55:SER:CA	2:B:75:ILE:HD13	5	1.66
(1,33)	1:A:55:SER:CA	2:B:75:ILE:HG12	5	1.66
(1,33)	1:A:55:SER:CA	2:B:75:ILE:HG13	5	1.66
(1,33)	1:A:55:SER:CA	2:B:75:ILE:HG21	5	1.66
(1,33)	1:A:55:SER:CA	2:B:75:ILE:HG22	5	1.66
(1,33)	1:A:55:SER:CA	2:B:75:ILE:HG23	5	1.66
(1,33)	1:A:55:SER:CA	2:B:75:ILE:N	5	1.66
(1,33)	1:A:55:SER:CA	2:B:75:ILE:O	5	1.66
(1,33)	1:A:55:SER:CA	2:B:77:ALA:C	5	1.66
(1,33)	1:A:55:SER:CA	2:B:77:ALA:CA	5	1.66
(1,33)	1:A:55:SER:CA	2:B:77:ALA:CB	5	1.66
(1,33)	1:A:55:SER:CA	2:B:77:ALA:H	5	1.66
(1,33)	1:A:55:SER:CA	2:B:77:ALA:HA	5	1.66
(1,33)	1:A:55:SER:CA	2:B:77:ALA:HB1	5	1.66
(1,33)	1:A:55:SER:CA	2:B:77:ALA:HB2	5	1.66

*Continued on next page...*

*Continued from previous page...*

Key	Atom-1	Atom-2	Model ID	Violation (Å)
(1,33)	1:A:55:SER:CA	2:B:77:ALA:HB3	5	1.66
(1,33)	1:A:55:SER:CA	2:B:77:ALA:N	5	1.66
(1,33)	1:A:55:SER:CA	2:B:77:ALA:O	5	1.66
(1,33)	1:A:55:SER:CA	2:B:78:GLY:C	5	1.66
(1,33)	1:A:55:SER:CA	2:B:78:GLY:CA	5	1.66
(1,33)	1:A:55:SER:CA	2:B:78:GLY:H	5	1.66
(1,33)	1:A:55:SER:CA	2:B:78:GLY:HA2	5	1.66
(1,33)	1:A:55:SER:CA	2:B:78:GLY:HA3	5	1.66
(1,33)	1:A:55:SER:CA	2:B:78:GLY:N	5	1.66
(1,33)	1:A:55:SER:CA	2:B:78:GLY:O	5	1.66
(1,33)	1:A:55:SER:CA	2:B:79:LYS:C	5	1.66
(1,33)	1:A:55:SER:CA	2:B:79:LYS:CA	5	1.66
(1,33)	1:A:55:SER:CA	2:B:79:LYS:CB	5	1.66
(1,33)	1:A:55:SER:CA	2:B:79:LYS:CD	5	1.66
(1,33)	1:A:55:SER:CA	2:B:79:LYS:CE	5	1.66
(1,33)	1:A:55:SER:CA	2:B:79:LYS:CG	5	1.66
(1,33)	1:A:55:SER:CA	2:B:79:LYS:H	5	1.66
(1,33)	1:A:55:SER:CA	2:B:79:LYS:HA	5	1.66
(1,33)	1:A:55:SER:CA	2:B:79:LYS:HB2	5	1.66
(1,33)	1:A:55:SER:CA	2:B:79:LYS:HB3	5	1.66
(1,33)	1:A:55:SER:CA	2:B:79:LYS:HD2	5	1.66
(1,33)	1:A:55:SER:CA	2:B:79:LYS:HD3	5	1.66
(1,33)	1:A:55:SER:CA	2:B:79:LYS:HE2	5	1.66
(1,33)	1:A:55:SER:CA	2:B:79:LYS:HE3	5	1.66
(1,33)	1:A:55:SER:CA	2:B:79:LYS:HG2	5	1.66
(1,33)	1:A:55:SER:CA	2:B:79:LYS:HG3	5	1.66
(1,33)	1:A:55:SER:CA	2:B:79:LYS:HZ1	5	1.66
(1,33)	1:A:55:SER:CA	2:B:79:LYS:HZ2	5	1.66
(1,33)	1:A:55:SER:CA	2:B:79:LYS:HZ3	5	1.66
(1,33)	1:A:55:SER:CA	2:B:79:LYS:N	5	1.66
(1,33)	1:A:55:SER:CA	2:B:79:LYS:NZ	5	1.66
(1,33)	1:A:55:SER:CA	2:B:79:LYS:O	5	1.66
(1,33)	1:A:55:SER:CA	2:B:80:ILE:C	5	1.66
(1,33)	1:A:55:SER:CA	2:B:80:ILE:CA	5	1.66
(1,33)	1:A:55:SER:CA	2:B:80:ILE:CB	5	1.66
(1,33)	1:A:55:SER:CA	2:B:80:ILE:CD1	5	1.66
(1,33)	1:A:55:SER:CA	2:B:80:ILE:CG1	5	1.66
(1,33)	1:A:55:SER:CA	2:B:80:ILE:CG2	5	1.66
(1,33)	1:A:55:SER:CA	2:B:80:ILE:H	5	1.66
(1,33)	1:A:55:SER:CA	2:B:80:ILE:HA	5	1.66
(1,33)	1:A:55:SER:CA	2:B:80:ILE:HB	5	1.66
(1,33)	1:A:55:SER:CA	2:B:80:ILE:HD11	5	1.66

*Continued on next page...*

*Continued from previous page...*

Key	Atom-1	Atom-2	Model ID	Violation (Å)
(1,33)	1:A:55:SER:CA	2:B:80:ILE:HD12	5	1.66
(1,33)	1:A:55:SER:CA	2:B:80:ILE:HD13	5	1.66
(1,33)	1:A:55:SER:CA	2:B:80:ILE:HG12	5	1.66
(1,33)	1:A:55:SER:CA	2:B:80:ILE:HG13	5	1.66
(1,33)	1:A:55:SER:CA	2:B:80:ILE:HG21	5	1.66
(1,33)	1:A:55:SER:CA	2:B:80:ILE:HG22	5	1.66
(1,33)	1:A:55:SER:CA	2:B:80:ILE:HG23	5	1.66
(1,33)	1:A:55:SER:CA	2:B:80:ILE:N	5	1.66
(1,33)	1:A:55:SER:CA	2:B:80:ILE:O	5	1.66
(1,33)	1:A:55:SER:CA	2:B:84:GLN:C	5	1.66
(1,33)	1:A:55:SER:CA	2:B:84:GLN:CA	5	1.66
(1,33)	1:A:55:SER:CA	2:B:84:GLN:CB	5	1.66
(1,33)	1:A:55:SER:CA	2:B:84:GLN:CD	5	1.66
(1,33)	1:A:55:SER:CA	2:B:84:GLN:CG	5	1.66
(1,33)	1:A:55:SER:CA	2:B:84:GLN:H	5	1.66
(1,33)	1:A:55:SER:CA	2:B:84:GLN:HA	5	1.66
(1,33)	1:A:55:SER:CA	2:B:84:GLN:HB2	5	1.66
(1,33)	1:A:55:SER:CA	2:B:84:GLN:HB3	5	1.66
(1,33)	1:A:55:SER:CA	2:B:84:GLN:HE21	5	1.66
(1,33)	1:A:55:SER:CA	2:B:84:GLN:HE22	5	1.66
(1,33)	1:A:55:SER:CA	2:B:84:GLN:HG2	5	1.66
(1,33)	1:A:55:SER:CA	2:B:84:GLN:HG3	5	1.66
(1,33)	1:A:55:SER:CA	2:B:84:GLN:N	5	1.66
(1,33)	1:A:55:SER:CA	2:B:84:GLN:NE2	5	1.66
(1,33)	1:A:55:SER:CA	2:B:84:GLN:O	5	1.66
(1,33)	1:A:55:SER:CA	2:B:84:GLN:OE1	5	1.66
(1,33)	1:A:55:SER:CA	2:B:97:THR:C	5	1.66
(1,33)	1:A:55:SER:CA	2:B:97:THR:CA	5	1.66
(1,33)	1:A:55:SER:CA	2:B:97:THR:CB	5	1.66
(1,33)	1:A:55:SER:CA	2:B:97:THR:CG2	5	1.66
(1,33)	1:A:55:SER:CA	2:B:97:THR:H	5	1.66
(1,33)	1:A:55:SER:CA	2:B:97:THR:HA	5	1.66
(1,33)	1:A:55:SER:CA	2:B:97:THR:HB	5	1.66
(1,33)	1:A:55:SER:CA	2:B:97:THR:HG1	5	1.66
(1,33)	1:A:55:SER:CA	2:B:97:THR:HG21	5	1.66
(1,33)	1:A:55:SER:CA	2:B:97:THR:HG22	5	1.66
(1,33)	1:A:55:SER:CA	2:B:97:THR:HG23	5	1.66
(1,33)	1:A:55:SER:CA	2:B:97:THR:N	5	1.66
(1,33)	1:A:55:SER:CA	2:B:97:THR:O	5	1.66
(1,33)	1:A:55:SER:CA	2:B:97:THR:OG1	5	1.66
(1,33)	1:A:55:SER:CA	2:B:99:HIS:C	5	1.66
(1,33)	1:A:55:SER:CA	2:B:99:HIS:CA	5	1.66

*Continued on next page...*

*Continued from previous page...*

Key	Atom-1	Atom-2	Model ID	Violation (Å)
(1,33)	1:A:55:SER:CA	2:B:99:HIS:CB	5	1.66
(1,33)	1:A:55:SER:CA	2:B:99:HIS:CD2	5	1.66
(1,33)	1:A:55:SER:CA	2:B:99:HIS:CE1	5	1.66
(1,33)	1:A:55:SER:CA	2:B:99:HIS:CG	5	1.66
(1,33)	1:A:55:SER:CA	2:B:99:HIS:H	5	1.66
(1,33)	1:A:55:SER:CA	2:B:99:HIS:HA	5	1.66
(1,33)	1:A:55:SER:CA	2:B:99:HIS:HB2	5	1.66
(1,33)	1:A:55:SER:CA	2:B:99:HIS:HB3	5	1.66
(1,33)	1:A:55:SER:CA	2:B:99:HIS:HD1	5	1.66
(1,33)	1:A:55:SER:CA	2:B:99:HIS:HD2	5	1.66
(1,33)	1:A:55:SER:CA	2:B:99:HIS:HE1	5	1.66
(1,33)	1:A:55:SER:CA	2:B:99:HIS:HE2	5	1.66
(1,33)	1:A:55:SER:CA	2:B:99:HIS:N	5	1.66
(1,33)	1:A:55:SER:CA	2:B:99:HIS:ND1	5	1.66
(1,33)	1:A:55:SER:CA	2:B:99:HIS:NE2	5	1.66
(1,33)	1:A:55:SER:CA	2:B:99:HIS:O	5	1.66
(1,33)	1:A:55:SER:CA	2:B:101:VAL:C	5	1.66
(1,33)	1:A:55:SER:CA	2:B:101:VAL:CA	5	1.66
(1,33)	1:A:55:SER:CA	2:B:101:VAL:CB	5	1.66
(1,33)	1:A:55:SER:CA	2:B:101:VAL:CG1	5	1.66
(1,33)	1:A:55:SER:CA	2:B:101:VAL:CG2	5	1.66
(1,33)	1:A:55:SER:CA	2:B:101:VAL:H	5	1.66
(1,33)	1:A:55:SER:CA	2:B:101:VAL:HA	5	1.66
(1,33)	1:A:55:SER:CA	2:B:101:VAL:HB	5	1.66
(1,33)	1:A:55:SER:CA	2:B:101:VAL:HG11	5	1.66
(1,33)	1:A:55:SER:CA	2:B:101:VAL:HG12	5	1.66
(1,33)	1:A:55:SER:CA	2:B:101:VAL:HG13	5	1.66
(1,33)	1:A:55:SER:CA	2:B:101:VAL:HG21	5	1.66
(1,33)	1:A:55:SER:CA	2:B:101:VAL:HG22	5	1.66
(1,33)	1:A:55:SER:CA	2:B:101:VAL:HG23	5	1.66
(1,33)	1:A:55:SER:CA	2:B:101:VAL:N	5	1.66
(1,33)	1:A:55:SER:CA	2:B:101:VAL:O	5	1.66
(1,33)	1:A:55:SER:CB	2:B:75:ILE:C	5	1.66
(1,33)	1:A:55:SER:CB	2:B:75:ILE:CA	5	1.66
(1,33)	1:A:55:SER:CB	2:B:75:ILE:CB	5	1.66
(1,33)	1:A:55:SER:CB	2:B:75:ILE:CD1	5	1.66
(1,33)	1:A:55:SER:CB	2:B:75:ILE:CG1	5	1.66
(1,33)	1:A:55:SER:CB	2:B:75:ILE:CG2	5	1.66
(1,33)	1:A:55:SER:CB	2:B:75:ILE:H	5	1.66
(1,33)	1:A:55:SER:CB	2:B:75:ILE:HA	5	1.66
(1,33)	1:A:55:SER:CB	2:B:75:ILE:HB	5	1.66
(1,33)	1:A:55:SER:CB	2:B:75:ILE:HD11	5	1.66

*Continued on next page...*

*Continued from previous page...*

Key	Atom-1	Atom-2	Model ID	Violation (Å)
(1,33)	1:A:55:SER:CB	2:B:75:ILE:HD12	5	1.66
(1,33)	1:A:55:SER:CB	2:B:75:ILE:HD13	5	1.66
(1,33)	1:A:55:SER:CB	2:B:75:ILE:HG12	5	1.66
(1,33)	1:A:55:SER:CB	2:B:75:ILE:HG13	5	1.66
(1,33)	1:A:55:SER:CB	2:B:75:ILE:HG21	5	1.66
(1,33)	1:A:55:SER:CB	2:B:75:ILE:HG22	5	1.66
(1,33)	1:A:55:SER:CB	2:B:75:ILE:HG23	5	1.66
(1,33)	1:A:55:SER:CB	2:B:75:ILE:N	5	1.66
(1,33)	1:A:55:SER:CB	2:B:75:ILE:O	5	1.66
(1,33)	1:A:55:SER:CB	2:B:77:ALA:C	5	1.66
(1,33)	1:A:55:SER:CB	2:B:77:ALA:CA	5	1.66
(1,33)	1:A:55:SER:CB	2:B:77:ALA:CB	5	1.66
(1,33)	1:A:55:SER:CB	2:B:77:ALA:H	5	1.66
(1,33)	1:A:55:SER:CB	2:B:77:ALA:HA	5	1.66
(1,33)	1:A:55:SER:CB	2:B:77:ALA:HB1	5	1.66
(1,33)	1:A:55:SER:CB	2:B:77:ALA:HB2	5	1.66
(1,33)	1:A:55:SER:CB	2:B:77:ALA:HB3	5	1.66
(1,33)	1:A:55:SER:CB	2:B:77:ALA:N	5	1.66
(1,33)	1:A:55:SER:CB	2:B:77:ALA:O	5	1.66
(1,33)	1:A:55:SER:CB	2:B:78:GLY:C	5	1.66
(1,33)	1:A:55:SER:CB	2:B:78:GLY:CA	5	1.66
(1,33)	1:A:55:SER:CB	2:B:78:GLY:H	5	1.66
(1,33)	1:A:55:SER:CB	2:B:78:GLY:HA2	5	1.66
(1,33)	1:A:55:SER:CB	2:B:78:GLY:HA3	5	1.66
(1,33)	1:A:55:SER:CB	2:B:78:GLY:N	5	1.66
(1,33)	1:A:55:SER:CB	2:B:78:GLY:O	5	1.66
(1,33)	1:A:55:SER:CB	2:B:79:LYS:C	5	1.66
(1,33)	1:A:55:SER:CB	2:B:79:LYS:CA	5	1.66
(1,33)	1:A:55:SER:CB	2:B:79:LYS:CB	5	1.66
(1,33)	1:A:55:SER:CB	2:B:79:LYS:CD	5	1.66
(1,33)	1:A:55:SER:CB	2:B:79:LYS:CE	5	1.66
(1,33)	1:A:55:SER:CB	2:B:79:LYS:CG	5	1.66
(1,33)	1:A:55:SER:CB	2:B:79:LYS:H	5	1.66
(1,33)	1:A:55:SER:CB	2:B:79:LYS:HA	5	1.66
(1,33)	1:A:55:SER:CB	2:B:79:LYS:HB2	5	1.66
(1,33)	1:A:55:SER:CB	2:B:79:LYS:HB3	5	1.66
(1,33)	1:A:55:SER:CB	2:B:79:LYS:HD2	5	1.66
(1,33)	1:A:55:SER:CB	2:B:79:LYS:HD3	5	1.66
(1,33)	1:A:55:SER:CB	2:B:79:LYS:HE2	5	1.66
(1,33)	1:A:55:SER:CB	2:B:79:LYS:HE3	5	1.66
(1,33)	1:A:55:SER:CB	2:B:79:LYS:HG2	5	1.66
(1,33)	1:A:55:SER:CB	2:B:79:LYS:HG3	5	1.66

*Continued on next page...*



*Continued from previous page...*

Key	Atom-1	Atom-2	Model ID	Violation (Å)
(1,33)	1:A:55:SER:CB	2:B:79:LYS:HZ1	5	1.66
(1,33)	1:A:55:SER:CB	2:B:79:LYS:HZ2	5	1.66
(1,33)	1:A:55:SER:CB	2:B:79:LYS:HZ3	5	1.66
(1,33)	1:A:55:SER:CB	2:B:79:LYS:N	5	1.66
(1,33)	1:A:55:SER:CB	2:B:79:LYS:NZ	5	1.66
(1,33)	1:A:55:SER:CB	2:B:79:LYS:O	5	1.66
(1,33)	1:A:55:SER:CB	2:B:80:ILE:C	5	1.66
(1,33)	1:A:55:SER:CB	2:B:80:ILE:CA	5	1.66
(1,33)	1:A:55:SER:CB	2:B:80:ILE:CB	5	1.66
(1,33)	1:A:55:SER:CB	2:B:80:ILE:CD1	5	1.66
(1,33)	1:A:55:SER:CB	2:B:80:ILE:CG1	5	1.66
(1,33)	1:A:55:SER:CB	2:B:80:ILE:CG2	5	1.66
(1,33)	1:A:55:SER:CB	2:B:80:ILE:H	5	1.66
(1,33)	1:A:55:SER:CB	2:B:80:ILE:HA	5	1.66
(1,33)	1:A:55:SER:CB	2:B:80:ILE:HB	5	1.66
(1,33)	1:A:55:SER:CB	2:B:80:ILE:HD11	5	1.66
(1,33)	1:A:55:SER:CB	2:B:80:ILE:HD12	5	1.66
(1,33)	1:A:55:SER:CB	2:B:80:ILE:HD13	5	1.66
(1,33)	1:A:55:SER:CB	2:B:80:ILE:HG12	5	1.66
(1,33)	1:A:55:SER:CB	2:B:80:ILE:HG13	5	1.66
(1,33)	1:A:55:SER:CB	2:B:80:ILE:HG21	5	1.66
(1,33)	1:A:55:SER:CB	2:B:80:ILE:HG22	5	1.66
(1,33)	1:A:55:SER:CB	2:B:80:ILE:HG23	5	1.66
(1,33)	1:A:55:SER:CB	2:B:80:ILE:N	5	1.66
(1,33)	1:A:55:SER:CB	2:B:80:ILE:O	5	1.66
(1,33)	1:A:55:SER:CB	2:B:84:GLN:C	5	1.66
(1,33)	1:A:55:SER:CB	2:B:84:GLN:CA	5	1.66
(1,33)	1:A:55:SER:CB	2:B:84:GLN:CB	5	1.66
(1,33)	1:A:55:SER:CB	2:B:84:GLN:CD	5	1.66
(1,33)	1:A:55:SER:CB	2:B:84:GLN:CG	5	1.66
(1,33)	1:A:55:SER:CB	2:B:84:GLN:H	5	1.66
(1,33)	1:A:55:SER:CB	2:B:84:GLN:HA	5	1.66
(1,33)	1:A:55:SER:CB	2:B:84:GLN:HB2	5	1.66
(1,33)	1:A:55:SER:CB	2:B:84:GLN:HB3	5	1.66
(1,33)	1:A:55:SER:CB	2:B:84:GLN:HE21	5	1.66
(1,33)	1:A:55:SER:CB	2:B:84:GLN:HE22	5	1.66
(1,33)	1:A:55:SER:CB	2:B:84:GLN:HG2	5	1.66
(1,33)	1:A:55:SER:CB	2:B:84:GLN:HG3	5	1.66
(1,33)	1:A:55:SER:CB	2:B:84:GLN:N	5	1.66
(1,33)	1:A:55:SER:CB	2:B:84:GLN:NE2	5	1.66
(1,33)	1:A:55:SER:CB	2:B:84:GLN:O	5	1.66
(1,33)	1:A:55:SER:CB	2:B:84:GLN:OE1	5	1.66

*Continued on next page...*

*Continued from previous page...*

Key	Atom-1	Atom-2	Model ID	Violation (Å)
(1,33)	1:A:55:SER:CB	2:B:97:THR:C	5	1.66
(1,33)	1:A:55:SER:CB	2:B:97:THR:CA	5	1.66
(1,33)	1:A:55:SER:CB	2:B:97:THR:CB	5	1.66
(1,33)	1:A:55:SER:CB	2:B:97:THR:CG2	5	1.66
(1,33)	1:A:55:SER:CB	2:B:97:THR:H	5	1.66
(1,33)	1:A:55:SER:CB	2:B:97:THR:HA	5	1.66
(1,33)	1:A:55:SER:CB	2:B:97:THR:HB	5	1.66
(1,33)	1:A:55:SER:CB	2:B:97:THR:HG1	5	1.66
(1,33)	1:A:55:SER:CB	2:B:97:THR:HG21	5	1.66
(1,33)	1:A:55:SER:CB	2:B:97:THR:HG22	5	1.66
(1,33)	1:A:55:SER:CB	2:B:97:THR:HG23	5	1.66
(1,33)	1:A:55:SER:CB	2:B:97:THR:N	5	1.66
(1,33)	1:A:55:SER:CB	2:B:97:THR:O	5	1.66
(1,33)	1:A:55:SER:CB	2:B:97:THR:OG1	5	1.66
(1,33)	1:A:55:SER:CB	2:B:99:HIS:C	5	1.66
(1,33)	1:A:55:SER:CB	2:B:99:HIS:CA	5	1.66
(1,33)	1:A:55:SER:CB	2:B:99:HIS:CB	5	1.66
(1,33)	1:A:55:SER:CB	2:B:99:HIS:CD2	5	1.66
(1,33)	1:A:55:SER:CB	2:B:99:HIS:CE1	5	1.66
(1,33)	1:A:55:SER:CB	2:B:99:HIS:CG	5	1.66
(1,33)	1:A:55:SER:CB	2:B:99:HIS:H	5	1.66
(1,33)	1:A:55:SER:CB	2:B:99:HIS:HA	5	1.66
(1,33)	1:A:55:SER:CB	2:B:99:HIS:HB2	5	1.66
(1,33)	1:A:55:SER:CB	2:B:99:HIS:HB3	5	1.66
(1,33)	1:A:55:SER:CB	2:B:99:HIS:HD1	5	1.66
(1,33)	1:A:55:SER:CB	2:B:99:HIS:HD2	5	1.66
(1,33)	1:A:55:SER:CB	2:B:99:HIS:HE1	5	1.66
(1,33)	1:A:55:SER:CB	2:B:99:HIS:HE2	5	1.66
(1,33)	1:A:55:SER:CB	2:B:99:HIS:N	5	1.66
(1,33)	1:A:55:SER:CB	2:B:99:HIS:ND1	5	1.66
(1,33)	1:A:55:SER:CB	2:B:99:HIS:NE2	5	1.66
(1,33)	1:A:55:SER:CB	2:B:99:HIS:O	5	1.66
(1,33)	1:A:55:SER:CB	2:B:101:VAL:C	5	1.66
(1,33)	1:A:55:SER:CB	2:B:101:VAL:CA	5	1.66
(1,33)	1:A:55:SER:CB	2:B:101:VAL:CB	5	1.66
(1,33)	1:A:55:SER:CB	2:B:101:VAL:CG1	5	1.66
(1,33)	1:A:55:SER:CB	2:B:101:VAL:CG2	5	1.66
(1,33)	1:A:55:SER:CB	2:B:101:VAL:H	5	1.66
(1,33)	1:A:55:SER:CB	2:B:101:VAL:HA	5	1.66
(1,33)	1:A:55:SER:CB	2:B:101:VAL:HB	5	1.66
(1,33)	1:A:55:SER:CB	2:B:101:VAL:HG11	5	1.66
(1,33)	1:A:55:SER:CB	2:B:101:VAL:HG12	5	1.66

*Continued on next page...*

*Continued from previous page...*

Key	Atom-1	Atom-2	Model ID	Violation (Å)
(1,33)	1:A:55:SER:CB	2:B:101:VAL:HG13	5	1.66
(1,33)	1:A:55:SER:CB	2:B:101:VAL:HG21	5	1.66
(1,33)	1:A:55:SER:CB	2:B:101:VAL:HG22	5	1.66
(1,33)	1:A:55:SER:CB	2:B:101:VAL:HG23	5	1.66
(1,33)	1:A:55:SER:CB	2:B:101:VAL:N	5	1.66
(1,33)	1:A:55:SER:CB	2:B:101:VAL:O	5	1.66
(1,33)	1:A:55:SER:H	2:B:75:ILE:C	5	1.66
(1,33)	1:A:55:SER:H	2:B:75:ILE:CA	5	1.66
(1,33)	1:A:55:SER:H	2:B:75:ILE:CB	5	1.66
(1,33)	1:A:55:SER:H	2:B:75:ILE:CD1	5	1.66
(1,33)	1:A:55:SER:H	2:B:75:ILE:CG1	5	1.66
(1,33)	1:A:55:SER:H	2:B:75:ILE:CG2	5	1.66
(1,33)	1:A:55:SER:H	2:B:75:ILE:H	5	1.66
(1,33)	1:A:55:SER:H	2:B:75:ILE:HA	5	1.66
(1,33)	1:A:55:SER:H	2:B:75:ILE:HB	5	1.66
(1,33)	1:A:55:SER:H	2:B:75:ILE:HD11	5	1.66
(1,33)	1:A:55:SER:H	2:B:75:ILE:HD12	5	1.66
(1,33)	1:A:55:SER:H	2:B:75:ILE:HD13	5	1.66
(1,33)	1:A:55:SER:H	2:B:75:ILE:HG12	5	1.66
(1,33)	1:A:55:SER:H	2:B:75:ILE:HG13	5	1.66
(1,33)	1:A:55:SER:H	2:B:75:ILE:HG21	5	1.66
(1,33)	1:A:55:SER:H	2:B:75:ILE:HG22	5	1.66
(1,33)	1:A:55:SER:H	2:B:75:ILE:HG23	5	1.66
(1,33)	1:A:55:SER:H	2:B:75:ILE:N	5	1.66
(1,33)	1:A:55:SER:H	2:B:75:ILE:O	5	1.66
(1,33)	1:A:55:SER:H	2:B:77:ALA:C	5	1.66
(1,33)	1:A:55:SER:H	2:B:77:ALA:CA	5	1.66
(1,33)	1:A:55:SER:H	2:B:77:ALA:CB	5	1.66
(1,33)	1:A:55:SER:H	2:B:77:ALA:H	5	1.66
(1,33)	1:A:55:SER:H	2:B:77:ALA:HA	5	1.66
(1,33)	1:A:55:SER:H	2:B:77:ALA:HB1	5	1.66
(1,33)	1:A:55:SER:H	2:B:77:ALA:HB2	5	1.66
(1,33)	1:A:55:SER:H	2:B:77:ALA:HB3	5	1.66
(1,33)	1:A:55:SER:H	2:B:77:ALA:N	5	1.66
(1,33)	1:A:55:SER:H	2:B:77:ALA:O	5	1.66
(1,33)	1:A:55:SER:H	2:B:78:GLY:C	5	1.66
(1,33)	1:A:55:SER:H	2:B:78:GLY:CA	5	1.66
(1,33)	1:A:55:SER:H	2:B:78:GLY:H	5	1.66
(1,33)	1:A:55:SER:H	2:B:78:GLY:HA2	5	1.66
(1,33)	1:A:55:SER:H	2:B:78:GLY:HA3	5	1.66
(1,33)	1:A:55:SER:H	2:B:78:GLY:N	5	1.66
(1,33)	1:A:55:SER:H	2:B:78:GLY:O	5	1.66

*Continued on next page...*

*Continued from previous page...*

Key	Atom-1	Atom-2	Model ID	Violation (Å)
(1,33)	1:A:55:SER:H	2:B:79:LYS:C	5	1.66
(1,33)	1:A:55:SER:H	2:B:79:LYS:CA	5	1.66
(1,33)	1:A:55:SER:H	2:B:79:LYS:CB	5	1.66
(1,33)	1:A:55:SER:H	2:B:79:LYS:CD	5	1.66
(1,33)	1:A:55:SER:H	2:B:79:LYS:CE	5	1.66
(1,33)	1:A:55:SER:H	2:B:79:LYS:CG	5	1.66
(1,33)	1:A:55:SER:H	2:B:79:LYS:H	5	1.66
(1,33)	1:A:55:SER:H	2:B:79:LYS:HA	5	1.66
(1,33)	1:A:55:SER:H	2:B:79:LYS:HB2	5	1.66
(1,33)	1:A:55:SER:H	2:B:79:LYS:HB3	5	1.66
(1,33)	1:A:55:SER:H	2:B:79:LYS:HD2	5	1.66
(1,33)	1:A:55:SER:H	2:B:79:LYS:HD3	5	1.66
(1,33)	1:A:55:SER:H	2:B:79:LYS:HE2	5	1.66
(1,33)	1:A:55:SER:H	2:B:79:LYS:HE3	5	1.66
(1,33)	1:A:55:SER:H	2:B:79:LYS:HG2	5	1.66
(1,33)	1:A:55:SER:H	2:B:79:LYS:HG3	5	1.66
(1,33)	1:A:55:SER:H	2:B:79:LYS:HZ1	5	1.66
(1,33)	1:A:55:SER:H	2:B:79:LYS:HZ2	5	1.66
(1,33)	1:A:55:SER:H	2:B:79:LYS:HZ3	5	1.66
(1,33)	1:A:55:SER:H	2:B:79:LYS:N	5	1.66
(1,33)	1:A:55:SER:H	2:B:79:LYS:NZ	5	1.66
(1,33)	1:A:55:SER:H	2:B:79:LYS:O	5	1.66
(1,33)	1:A:55:SER:H	2:B:80:ILE:C	5	1.66
(1,33)	1:A:55:SER:H	2:B:80:ILE:CA	5	1.66
(1,33)	1:A:55:SER:H	2:B:80:ILE:CB	5	1.66
(1,33)	1:A:55:SER:H	2:B:80:ILE:CD1	5	1.66
(1,33)	1:A:55:SER:H	2:B:80:ILE:CG1	5	1.66
(1,33)	1:A:55:SER:H	2:B:80:ILE:CG2	5	1.66
(1,33)	1:A:55:SER:H	2:B:80:ILE:H	5	1.66
(1,33)	1:A:55:SER:H	2:B:80:ILE:HA	5	1.66
(1,33)	1:A:55:SER:H	2:B:80:ILE:HB	5	1.66
(1,33)	1:A:55:SER:H	2:B:80:ILE:HD11	5	1.66
(1,33)	1:A:55:SER:H	2:B:80:ILE:HD12	5	1.66
(1,33)	1:A:55:SER:H	2:B:80:ILE:HD13	5	1.66
(1,33)	1:A:55:SER:H	2:B:80:ILE:HG12	5	1.66
(1,33)	1:A:55:SER:H	2:B:80:ILE:HG13	5	1.66
(1,33)	1:A:55:SER:H	2:B:80:ILE:HG21	5	1.66
(1,33)	1:A:55:SER:H	2:B:80:ILE:HG22	5	1.66
(1,33)	1:A:55:SER:H	2:B:80:ILE:HG23	5	1.66
(1,33)	1:A:55:SER:H	2:B:80:ILE:N	5	1.66
(1,33)	1:A:55:SER:H	2:B:80:ILE:O	5	1.66
(1,33)	1:A:55:SER:H	2:B:84:GLN:C	5	1.66

*Continued on next page...*

*Continued from previous page...*

Key	Atom-1	Atom-2	Model ID	Violation (Å)
(1,33)	1:A:55:SER:H	2:B:84:GLN:CA	5	1.66
(1,33)	1:A:55:SER:H	2:B:84:GLN:CB	5	1.66
(1,33)	1:A:55:SER:H	2:B:84:GLN:CD	5	1.66
(1,33)	1:A:55:SER:H	2:B:84:GLN:CG	5	1.66
(1,33)	1:A:55:SER:H	2:B:84:GLN:H	5	1.66
(1,33)	1:A:55:SER:H	2:B:84:GLN:HA	5	1.66
(1,33)	1:A:55:SER:H	2:B:84:GLN:HB2	5	1.66
(1,33)	1:A:55:SER:H	2:B:84:GLN:HB3	5	1.66
(1,33)	1:A:55:SER:H	2:B:84:GLN:HE21	5	1.66
(1,33)	1:A:55:SER:H	2:B:84:GLN:HE22	5	1.66
(1,33)	1:A:55:SER:H	2:B:84:GLN:HG2	5	1.66
(1,33)	1:A:55:SER:H	2:B:84:GLN:HG3	5	1.66
(1,33)	1:A:55:SER:H	2:B:84:GLN:N	5	1.66
(1,33)	1:A:55:SER:H	2:B:84:GLN:NE2	5	1.66
(1,33)	1:A:55:SER:H	2:B:84:GLN:O	5	1.66
(1,33)	1:A:55:SER:H	2:B:84:GLN:OE1	5	1.66
(1,33)	1:A:55:SER:H	2:B:97:THR:C	5	1.66
(1,33)	1:A:55:SER:H	2:B:97:THR:CA	5	1.66
(1,33)	1:A:55:SER:H	2:B:97:THR:CB	5	1.66
(1,33)	1:A:55:SER:H	2:B:97:THR:CG2	5	1.66
(1,33)	1:A:55:SER:H	2:B:97:THR:H	5	1.66
(1,33)	1:A:55:SER:H	2:B:97:THR:HA	5	1.66
(1,33)	1:A:55:SER:H	2:B:97:THR:HB	5	1.66
(1,33)	1:A:55:SER:H	2:B:97:THR:HG1	5	1.66
(1,33)	1:A:55:SER:H	2:B:97:THR:HG21	5	1.66
(1,33)	1:A:55:SER:H	2:B:97:THR:HG22	5	1.66
(1,33)	1:A:55:SER:H	2:B:97:THR:HG23	5	1.66
(1,33)	1:A:55:SER:H	2:B:97:THR:N	5	1.66
(1,33)	1:A:55:SER:H	2:B:97:THR:O	5	1.66
(1,33)	1:A:55:SER:H	2:B:97:THR:OG1	5	1.66
(1,33)	1:A:55:SER:H	2:B:99:HIS:C	5	1.66
(1,33)	1:A:55:SER:H	2:B:99:HIS:CA	5	1.66
(1,33)	1:A:55:SER:H	2:B:99:HIS:CB	5	1.66
(1,33)	1:A:55:SER:H	2:B:99:HIS:CD2	5	1.66
(1,33)	1:A:55:SER:H	2:B:99:HIS:CE1	5	1.66
(1,33)	1:A:55:SER:H	2:B:99:HIS:CG	5	1.66
(1,33)	1:A:55:SER:H	2:B:99:HIS:H	5	1.66
(1,33)	1:A:55:SER:H	2:B:99:HIS:HA	5	1.66
(1,33)	1:A:55:SER:H	2:B:99:HIS:HB2	5	1.66
(1,33)	1:A:55:SER:H	2:B:99:HIS:HB3	5	1.66
(1,33)	1:A:55:SER:H	2:B:99:HIS:HD1	5	1.66
(1,33)	1:A:55:SER:H	2:B:99:HIS:HD2	5	1.66

*Continued on next page...*

*Continued from previous page...*

Key	Atom-1	Atom-2	Model ID	Violation (Å)
(1,33)	1:A:55:SER:H	2:B:99:HIS:HE1	5	1.66
(1,33)	1:A:55:SER:H	2:B:99:HIS:HE2	5	1.66
(1,33)	1:A:55:SER:H	2:B:99:HIS:N	5	1.66
(1,33)	1:A:55:SER:H	2:B:99:HIS:ND1	5	1.66
(1,33)	1:A:55:SER:H	2:B:99:HIS:NE2	5	1.66
(1,33)	1:A:55:SER:H	2:B:99:HIS:O	5	1.66
(1,33)	1:A:55:SER:H	2:B:101:VAL:C	5	1.66
(1,33)	1:A:55:SER:H	2:B:101:VAL:CA	5	1.66
(1,33)	1:A:55:SER:H	2:B:101:VAL:CB	5	1.66
(1,33)	1:A:55:SER:H	2:B:101:VAL:CG1	5	1.66
(1,33)	1:A:55:SER:H	2:B:101:VAL:CG2	5	1.66
(1,33)	1:A:55:SER:H	2:B:101:VAL:H	5	1.66
(1,33)	1:A:55:SER:H	2:B:101:VAL:HA	5	1.66
(1,33)	1:A:55:SER:H	2:B:101:VAL:HB	5	1.66
(1,33)	1:A:55:SER:H	2:B:101:VAL:HG11	5	1.66
(1,33)	1:A:55:SER:H	2:B:101:VAL:HG12	5	1.66
(1,33)	1:A:55:SER:H	2:B:101:VAL:HG13	5	1.66
(1,33)	1:A:55:SER:H	2:B:101:VAL:HG21	5	1.66
(1,33)	1:A:55:SER:H	2:B:101:VAL:HG22	5	1.66
(1,33)	1:A:55:SER:H	2:B:101:VAL:HG23	5	1.66
(1,33)	1:A:55:SER:H	2:B:101:VAL:N	5	1.66
(1,33)	1:A:55:SER:H	2:B:101:VAL:O	5	1.66
(1,33)	1:A:55:SER:HA	2:B:75:ILE:C	5	1.66
(1,33)	1:A:55:SER:HA	2:B:75:ILE:CA	5	1.66
(1,33)	1:A:55:SER:HA	2:B:75:ILE:CB	5	1.66
(1,33)	1:A:55:SER:HA	2:B:75:ILE:CD1	5	1.66
(1,33)	1:A:55:SER:HA	2:B:75:ILE:CG1	5	1.66
(1,33)	1:A:55:SER:HA	2:B:75:ILE:CG2	5	1.66
(1,33)	1:A:55:SER:HA	2:B:75:ILE:H	5	1.66
(1,33)	1:A:55:SER:HA	2:B:75:ILE:HA	5	1.66
(1,33)	1:A:55:SER:HA	2:B:75:ILE:HB	5	1.66
(1,33)	1:A:55:SER:HA	2:B:75:ILE:HD11	5	1.66
(1,33)	1:A:55:SER:HA	2:B:75:ILE:HD12	5	1.66
(1,33)	1:A:55:SER:HA	2:B:75:ILE:HD13	5	1.66
(1,33)	1:A:55:SER:HA	2:B:75:ILE:HG12	5	1.66
(1,33)	1:A:55:SER:HA	2:B:75:ILE:HG13	5	1.66
(1,33)	1:A:55:SER:HA	2:B:75:ILE:HG21	5	1.66
(1,33)	1:A:55:SER:HA	2:B:75:ILE:HG22	5	1.66
(1,33)	1:A:55:SER:HA	2:B:75:ILE:HG23	5	1.66
(1,33)	1:A:55:SER:HA	2:B:75:ILE:N	5	1.66
(1,33)	1:A:55:SER:HA	2:B:75:ILE:O	5	1.66
(1,33)	1:A:55:SER:HA	2:B:77:ALA:C	5	1.66

*Continued on next page...*

*Continued from previous page...*

Key	Atom-1	Atom-2	Model ID	Violation (Å)
(1,33)	1:A:55:SER:HA	2:B:77:ALA:CA	5	1.66
(1,33)	1:A:55:SER:HA	2:B:77:ALA:CB	5	1.66
(1,33)	1:A:55:SER:HA	2:B:77:ALA:H	5	1.66
(1,33)	1:A:55:SER:HA	2:B:77:ALA:HA	5	1.66
(1,33)	1:A:55:SER:HA	2:B:77:ALA:HB1	5	1.66
(1,33)	1:A:55:SER:HA	2:B:77:ALA:HB2	5	1.66
(1,33)	1:A:55:SER:HA	2:B:77:ALA:HB3	5	1.66
(1,33)	1:A:55:SER:HA	2:B:77:ALA:N	5	1.66
(1,33)	1:A:55:SER:HA	2:B:77:ALA:O	5	1.66
(1,33)	1:A:55:SER:HA	2:B:78:GLY:C	5	1.66
(1,33)	1:A:55:SER:HA	2:B:78:GLY:CA	5	1.66
(1,33)	1:A:55:SER:HA	2:B:78:GLY:H	5	1.66
(1,33)	1:A:55:SER:HA	2:B:78:GLY:HA2	5	1.66
(1,33)	1:A:55:SER:HA	2:B:78:GLY:HA3	5	1.66
(1,33)	1:A:55:SER:HA	2:B:78:GLY:N	5	1.66
(1,33)	1:A:55:SER:HA	2:B:78:GLY:O	5	1.66
(1,33)	1:A:55:SER:HA	2:B:79:LYS:C	5	1.66
(1,33)	1:A:55:SER:HA	2:B:79:LYS:CA	5	1.66
(1,33)	1:A:55:SER:HA	2:B:79:LYS:CB	5	1.66
(1,33)	1:A:55:SER:HA	2:B:79:LYS:CD	5	1.66
(1,33)	1:A:55:SER:HA	2:B:79:LYS:CE	5	1.66
(1,33)	1:A:55:SER:HA	2:B:79:LYS:CG	5	1.66
(1,33)	1:A:55:SER:HA	2:B:79:LYS:H	5	1.66
(1,33)	1:A:55:SER:HA	2:B:79:LYS:HA	5	1.66
(1,33)	1:A:55:SER:HA	2:B:79:LYS:HB2	5	1.66
(1,33)	1:A:55:SER:HA	2:B:79:LYS:HB3	5	1.66
(1,33)	1:A:55:SER:HA	2:B:79:LYS:HD2	5	1.66
(1,33)	1:A:55:SER:HA	2:B:79:LYS:HD3	5	1.66
(1,33)	1:A:55:SER:HA	2:B:79:LYS:HE2	5	1.66
(1,33)	1:A:55:SER:HA	2:B:79:LYS:HE3	5	1.66
(1,33)	1:A:55:SER:HA	2:B:79:LYS:HG2	5	1.66
(1,33)	1:A:55:SER:HA	2:B:79:LYS:HG3	5	1.66
(1,33)	1:A:55:SER:HA	2:B:79:LYS:HZ1	5	1.66
(1,33)	1:A:55:SER:HA	2:B:79:LYS:HZ2	5	1.66
(1,33)	1:A:55:SER:HA	2:B:79:LYS:HZ3	5	1.66
(1,33)	1:A:55:SER:HA	2:B:79:LYS:N	5	1.66
(1,33)	1:A:55:SER:HA	2:B:79:LYS:NZ	5	1.66
(1,33)	1:A:55:SER:HA	2:B:79:LYS:O	5	1.66
(1,33)	1:A:55:SER:HA	2:B:80:ILE:C	5	1.66
(1,33)	1:A:55:SER:HA	2:B:80:ILE:CA	5	1.66
(1,33)	1:A:55:SER:HA	2:B:80:ILE:CB	5	1.66
(1,33)	1:A:55:SER:HA	2:B:80:ILE:CD1	5	1.66

*Continued on next page...*

*Continued from previous page...*

Key	Atom-1	Atom-2	Model ID	Violation (Å)
(1,33)	1:A:55:SER:HA	2:B:80:ILE:CG1	5	1.66
(1,33)	1:A:55:SER:HA	2:B:80:ILE:CG2	5	1.66
(1,33)	1:A:55:SER:HA	2:B:80:ILE:H	5	1.66
(1,33)	1:A:55:SER:HA	2:B:80:ILE:HA	5	1.66
(1,33)	1:A:55:SER:HA	2:B:80:ILE:HB	5	1.66
(1,33)	1:A:55:SER:HA	2:B:80:ILE:HD11	5	1.66
(1,33)	1:A:55:SER:HA	2:B:80:ILE:HD12	5	1.66
(1,33)	1:A:55:SER:HA	2:B:80:ILE:HD13	5	1.66
(1,33)	1:A:55:SER:HA	2:B:80:ILE:HG12	5	1.66
(1,33)	1:A:55:SER:HA	2:B:80:ILE:HG13	5	1.66
(1,33)	1:A:55:SER:HA	2:B:80:ILE:HG21	5	1.66
(1,33)	1:A:55:SER:HA	2:B:80:ILE:HG22	5	1.66
(1,33)	1:A:55:SER:HA	2:B:80:ILE:HG23	5	1.66
(1,33)	1:A:55:SER:HA	2:B:80:ILE:N	5	1.66
(1,33)	1:A:55:SER:HA	2:B:80:ILE:O	5	1.66
(1,33)	1:A:55:SER:HA	2:B:84:GLN:C	5	1.66
(1,33)	1:A:55:SER:HA	2:B:84:GLN:CA	5	1.66
(1,33)	1:A:55:SER:HA	2:B:84:GLN:CB	5	1.66
(1,33)	1:A:55:SER:HA	2:B:84:GLN:CD	5	1.66
(1,33)	1:A:55:SER:HA	2:B:84:GLN:CG	5	1.66
(1,33)	1:A:55:SER:HA	2:B:84:GLN:H	5	1.66
(1,33)	1:A:55:SER:HA	2:B:84:GLN:HA	5	1.66
(1,33)	1:A:55:SER:HA	2:B:84:GLN:HB2	5	1.66
(1,33)	1:A:55:SER:HA	2:B:84:GLN:HB3	5	1.66
(1,33)	1:A:55:SER:HA	2:B:84:GLN:HE21	5	1.66
(1,33)	1:A:55:SER:HA	2:B:84:GLN:HE22	5	1.66
(1,33)	1:A:55:SER:HA	2:B:84:GLN:HG2	5	1.66
(1,33)	1:A:55:SER:HA	2:B:84:GLN:HG3	5	1.66
(1,33)	1:A:55:SER:HA	2:B:84:GLN:N	5	1.66
(1,33)	1:A:55:SER:HA	2:B:84:GLN:NE2	5	1.66
(1,33)	1:A:55:SER:HA	2:B:84:GLN:O	5	1.66
(1,33)	1:A:55:SER:HA	2:B:84:GLN:OE1	5	1.66
(1,33)	1:A:55:SER:HA	2:B:97:THR:C	5	1.66
(1,33)	1:A:55:SER:HA	2:B:97:THR:CA	5	1.66
(1,33)	1:A:55:SER:HA	2:B:97:THR:CB	5	1.66
(1,33)	1:A:55:SER:HA	2:B:97:THR:CG2	5	1.66
(1,33)	1:A:55:SER:HA	2:B:97:THR:H	5	1.66
(1,33)	1:A:55:SER:HA	2:B:97:THR:HA	5	1.66
(1,33)	1:A:55:SER:HA	2:B:97:THR:HB	5	1.66
(1,33)	1:A:55:SER:HA	2:B:97:THR:HG1	5	1.66
(1,33)	1:A:55:SER:HA	2:B:97:THR:HG21	5	1.66
(1,33)	1:A:55:SER:HA	2:B:97:THR:HG22	5	1.66

*Continued on next page...*



*Continued from previous page...*

Key	Atom-1	Atom-2	Model ID	Violation (Å)
(1,33)	1:A:55:SER:HA	2:B:97:THR:HG23	5	1.66
(1,33)	1:A:55:SER:HA	2:B:97:THR:N	5	1.66
(1,33)	1:A:55:SER:HA	2:B:97:THR:O	5	1.66
(1,33)	1:A:55:SER:HA	2:B:97:THR:OG1	5	1.66
(1,33)	1:A:55:SER:HA	2:B:99:HIS:C	5	1.66
(1,33)	1:A:55:SER:HA	2:B:99:HIS:CA	5	1.66
(1,33)	1:A:55:SER:HA	2:B:99:HIS:CB	5	1.66
(1,33)	1:A:55:SER:HA	2:B:99:HIS:CD2	5	1.66
(1,33)	1:A:55:SER:HA	2:B:99:HIS:CE1	5	1.66
(1,33)	1:A:55:SER:HA	2:B:99:HIS:CG	5	1.66
(1,33)	1:A:55:SER:HA	2:B:99:HIS:H	5	1.66
(1,33)	1:A:55:SER:HA	2:B:99:HIS:HA	5	1.66
(1,33)	1:A:55:SER:HA	2:B:99:HIS:HB2	5	1.66
(1,33)	1:A:55:SER:HA	2:B:99:HIS:HB3	5	1.66
(1,33)	1:A:55:SER:HA	2:B:99:HIS:HD1	5	1.66
(1,33)	1:A:55:SER:HA	2:B:99:HIS:HD2	5	1.66
(1,33)	1:A:55:SER:HA	2:B:99:HIS:HE1	5	1.66
(1,33)	1:A:55:SER:HA	2:B:99:HIS:HE2	5	1.66
(1,33)	1:A:55:SER:HA	2:B:99:HIS:N	5	1.66
(1,33)	1:A:55:SER:HA	2:B:99:HIS:ND1	5	1.66
(1,33)	1:A:55:SER:HA	2:B:99:HIS:NE2	5	1.66
(1,33)	1:A:55:SER:HA	2:B:99:HIS:O	5	1.66
(1,33)	1:A:55:SER:HA	2:B:101:VAL:C	5	1.66
(1,33)	1:A:55:SER:HA	2:B:101:VAL:CA	5	1.66
(1,33)	1:A:55:SER:HA	2:B:101:VAL:CB	5	1.66
(1,33)	1:A:55:SER:HA	2:B:101:VAL:CG1	5	1.66
(1,33)	1:A:55:SER:HA	2:B:101:VAL:CG2	5	1.66
(1,33)	1:A:55:SER:HA	2:B:101:VAL:H	5	1.66
(1,33)	1:A:55:SER:HA	2:B:101:VAL:HA	5	1.66
(1,33)	1:A:55:SER:HA	2:B:101:VAL:HB	5	1.66
(1,33)	1:A:55:SER:HA	2:B:101:VAL:HG11	5	1.66
(1,33)	1:A:55:SER:HA	2:B:101:VAL:HG12	5	1.66
(1,33)	1:A:55:SER:HA	2:B:101:VAL:HG13	5	1.66
(1,33)	1:A:55:SER:HA	2:B:101:VAL:HG21	5	1.66
(1,33)	1:A:55:SER:HA	2:B:101:VAL:HG22	5	1.66
(1,33)	1:A:55:SER:HA	2:B:101:VAL:HG23	5	1.66
(1,33)	1:A:55:SER:HA	2:B:101:VAL:N	5	1.66
(1,33)	1:A:55:SER:HA	2:B:101:VAL:O	5	1.66
(1,33)	1:A:55:SER:HB2	2:B:75:ILE:C	5	1.66
(1,33)	1:A:55:SER:HB2	2:B:75:ILE:CA	5	1.66
(1,33)	1:A:55:SER:HB2	2:B:75:ILE:CB	5	1.66
(1,33)	1:A:55:SER:HB2	2:B:75:ILE:CD1	5	1.66

*Continued on next page...*

*Continued from previous page...*

Key	Atom-1	Atom-2	Model ID	Violation (Å)
(1,33)	1:A:55:SER:HB2	2:B:75:ILE:CG1	5	1.66
(1,33)	1:A:55:SER:HB2	2:B:75:ILE:CG2	5	1.66
(1,33)	1:A:55:SER:HB2	2:B:75:ILE:H	5	1.66
(1,33)	1:A:55:SER:HB2	2:B:75:ILE:HA	5	1.66
(1,33)	1:A:55:SER:HB2	2:B:75:ILE:HB	5	1.66
(1,33)	1:A:55:SER:HB2	2:B:75:ILE:HD11	5	1.66
(1,33)	1:A:55:SER:HB2	2:B:75:ILE:HD12	5	1.66
(1,33)	1:A:55:SER:HB2	2:B:75:ILE:HD13	5	1.66
(1,33)	1:A:55:SER:HB2	2:B:75:ILE:HG12	5	1.66
(1,33)	1:A:55:SER:HB2	2:B:75:ILE:HG13	5	1.66
(1,33)	1:A:55:SER:HB2	2:B:75:ILE:HG21	5	1.66
(1,33)	1:A:55:SER:HB2	2:B:75:ILE:HG22	5	1.66
(1,33)	1:A:55:SER:HB2	2:B:75:ILE:HG23	5	1.66
(1,33)	1:A:55:SER:HB2	2:B:75:ILE:N	5	1.66
(1,33)	1:A:55:SER:HB2	2:B:75:ILE:O	5	1.66
(1,33)	1:A:55:SER:HB2	2:B:77:ALA:C	5	1.66
(1,33)	1:A:55:SER:HB2	2:B:77:ALA:CA	5	1.66
(1,33)	1:A:55:SER:HB2	2:B:77:ALA:CB	5	1.66
(1,33)	1:A:55:SER:HB2	2:B:77:ALA:H	5	1.66
(1,33)	1:A:55:SER:HB2	2:B:77:ALA:HA	5	1.66
(1,33)	1:A:55:SER:HB2	2:B:77:ALA:HB1	5	1.66
(1,33)	1:A:55:SER:HB2	2:B:77:ALA:HB2	5	1.66
(1,33)	1:A:55:SER:HB2	2:B:77:ALA:HB3	5	1.66
(1,33)	1:A:55:SER:HB2	2:B:77:ALA:N	5	1.66
(1,33)	1:A:55:SER:HB2	2:B:77:ALA:O	5	1.66
(1,33)	1:A:55:SER:HB2	2:B:78:GLY:C	5	1.66
(1,33)	1:A:55:SER:HB2	2:B:78:GLY:CA	5	1.66
(1,33)	1:A:55:SER:HB2	2:B:78:GLY:H	5	1.66
(1,33)	1:A:55:SER:HB2	2:B:78:GLY:HA2	5	1.66
(1,33)	1:A:55:SER:HB2	2:B:78:GLY:HA3	5	1.66
(1,33)	1:A:55:SER:HB2	2:B:78:GLY:N	5	1.66
(1,33)	1:A:55:SER:HB2	2:B:78:GLY:O	5	1.66
(1,33)	1:A:55:SER:HB2	2:B:79:LYS:C	5	1.66
(1,33)	1:A:55:SER:HB2	2:B:79:LYS:CA	5	1.66
(1,33)	1:A:55:SER:HB2	2:B:79:LYS:CB	5	1.66
(1,33)	1:A:55:SER:HB2	2:B:79:LYS:CD	5	1.66
(1,33)	1:A:55:SER:HB2	2:B:79:LYS:CE	5	1.66
(1,33)	1:A:55:SER:HB2	2:B:79:LYS:CG	5	1.66
(1,33)	1:A:55:SER:HB2	2:B:79:LYS:H	5	1.66
(1,33)	1:A:55:SER:HB2	2:B:79:LYS:HA	5	1.66
(1,33)	1:A:55:SER:HB2	2:B:79:LYS:HB2	5	1.66
(1,33)	1:A:55:SER:HB2	2:B:79:LYS:HB3	5	1.66

*Continued on next page...*

*Continued from previous page...*

Key	Atom-1	Atom-2	Model ID	Violation (Å)
(1,33)	1:A:55:SER:HB2	2:B:79:LYS:HD2	5	1.66
(1,33)	1:A:55:SER:HB2	2:B:79:LYS:HD3	5	1.66
(1,33)	1:A:55:SER:HB2	2:B:79:LYS:HE2	5	1.66
(1,33)	1:A:55:SER:HB2	2:B:79:LYS:HE3	5	1.66
(1,33)	1:A:55:SER:HB2	2:B:79:LYS:HG2	5	1.66
(1,33)	1:A:55:SER:HB2	2:B:79:LYS:HG3	5	1.66
(1,33)	1:A:55:SER:HB2	2:B:79:LYS:HZ1	5	1.66
(1,33)	1:A:55:SER:HB2	2:B:79:LYS:HZ2	5	1.66
(1,33)	1:A:55:SER:HB2	2:B:79:LYS:HZ3	5	1.66
(1,33)	1:A:55:SER:HB2	2:B:79:LYS:N	5	1.66
(1,33)	1:A:55:SER:HB2	2:B:79:LYS:NZ	5	1.66
(1,33)	1:A:55:SER:HB2	2:B:79:LYS:O	5	1.66
(1,33)	1:A:55:SER:HB2	2:B:80:ILE:C	5	1.66
(1,33)	1:A:55:SER:HB2	2:B:80:ILE:CA	5	1.66
(1,33)	1:A:55:SER:HB2	2:B:80:ILE:CB	5	1.66
(1,33)	1:A:55:SER:HB2	2:B:80:ILE:CD1	5	1.66
(1,33)	1:A:55:SER:HB2	2:B:80:ILE:CG1	5	1.66
(1,33)	1:A:55:SER:HB2	2:B:80:ILE:CG2	5	1.66
(1,33)	1:A:55:SER:HB2	2:B:80:ILE:H	5	1.66
(1,33)	1:A:55:SER:HB2	2:B:80:ILE:HA	5	1.66
(1,33)	1:A:55:SER:HB2	2:B:80:ILE:HB	5	1.66
(1,33)	1:A:55:SER:HB2	2:B:80:ILE:HD11	5	1.66
(1,33)	1:A:55:SER:HB2	2:B:80:ILE:HD12	5	1.66
(1,33)	1:A:55:SER:HB2	2:B:80:ILE:HD13	5	1.66
(1,33)	1:A:55:SER:HB2	2:B:80:ILE:HG12	5	1.66
(1,33)	1:A:55:SER:HB2	2:B:80:ILE:HG13	5	1.66
(1,33)	1:A:55:SER:HB2	2:B:80:ILE:HG21	5	1.66
(1,33)	1:A:55:SER:HB2	2:B:80:ILE:HG22	5	1.66
(1,33)	1:A:55:SER:HB2	2:B:80:ILE:HG23	5	1.66
(1,33)	1:A:55:SER:HB2	2:B:80:ILE:N	5	1.66
(1,33)	1:A:55:SER:HB2	2:B:80:ILE:O	5	1.66
(1,33)	1:A:55:SER:HB2	2:B:84:GLN:C	5	1.66
(1,33)	1:A:55:SER:HB2	2:B:84:GLN:CA	5	1.66
(1,33)	1:A:55:SER:HB2	2:B:84:GLN:CB	5	1.66
(1,33)	1:A:55:SER:HB2	2:B:84:GLN:CD	5	1.66
(1,33)	1:A:55:SER:HB2	2:B:84:GLN:CG	5	1.66
(1,33)	1:A:55:SER:HB2	2:B:84:GLN:H	5	1.66
(1,33)	1:A:55:SER:HB2	2:B:84:GLN:HA	5	1.66
(1,33)	1:A:55:SER:HB2	2:B:84:GLN:HB2	5	1.66
(1,33)	1:A:55:SER:HB2	2:B:84:GLN:HB3	5	1.66
(1,33)	1:A:55:SER:HB2	2:B:84:GLN:HE21	5	1.66
(1,33)	1:A:55:SER:HB2	2:B:84:GLN:HE22	5	1.66

*Continued on next page...*

*Continued from previous page...*

Key	Atom-1	Atom-2	Model ID	Violation (Å)
(1,33)	1:A:55:SER:HB2	2:B:84:GLN:HG2	5	1.66
(1,33)	1:A:55:SER:HB2	2:B:84:GLN:HG3	5	1.66
(1,33)	1:A:55:SER:HB2	2:B:84:GLN:N	5	1.66
(1,33)	1:A:55:SER:HB2	2:B:84:GLN:NE2	5	1.66
(1,33)	1:A:55:SER:HB2	2:B:84:GLN:O	5	1.66
(1,33)	1:A:55:SER:HB2	2:B:84:GLN:OE1	5	1.66
(1,33)	1:A:55:SER:HB2	2:B:97:THR:C	5	1.66
(1,33)	1:A:55:SER:HB2	2:B:97:THR:CA	5	1.66
(1,33)	1:A:55:SER:HB2	2:B:97:THR:CB	5	1.66
(1,33)	1:A:55:SER:HB2	2:B:97:THR:CG2	5	1.66
(1,33)	1:A:55:SER:HB2	2:B:97:THR:H	5	1.66
(1,33)	1:A:55:SER:HB2	2:B:97:THR:HA	5	1.66
(1,33)	1:A:55:SER:HB2	2:B:97:THR:HB	5	1.66
(1,33)	1:A:55:SER:HB2	2:B:97:THR:HG1	5	1.66
(1,33)	1:A:55:SER:HB2	2:B:97:THR:HG21	5	1.66
(1,33)	1:A:55:SER:HB2	2:B:97:THR:HG22	5	1.66
(1,33)	1:A:55:SER:HB2	2:B:97:THR:HG23	5	1.66
(1,33)	1:A:55:SER:HB2	2:B:97:THR:N	5	1.66
(1,33)	1:A:55:SER:HB2	2:B:97:THR:O	5	1.66
(1,33)	1:A:55:SER:HB2	2:B:97:THR:OG1	5	1.66
(1,33)	1:A:55:SER:HB2	2:B:99:HIS:C	5	1.66
(1,33)	1:A:55:SER:HB2	2:B:99:HIS:CA	5	1.66
(1,33)	1:A:55:SER:HB2	2:B:99:HIS:CB	5	1.66
(1,33)	1:A:55:SER:HB2	2:B:99:HIS:CD2	5	1.66
(1,33)	1:A:55:SER:HB2	2:B:99:HIS:CE1	5	1.66
(1,33)	1:A:55:SER:HB2	2:B:99:HIS:CG	5	1.66
(1,33)	1:A:55:SER:HB2	2:B:99:HIS:H	5	1.66
(1,33)	1:A:55:SER:HB2	2:B:99:HIS:HA	5	1.66
(1,33)	1:A:55:SER:HB2	2:B:99:HIS:HB2	5	1.66
(1,33)	1:A:55:SER:HB2	2:B:99:HIS:HB3	5	1.66
(1,33)	1:A:55:SER:HB2	2:B:99:HIS:HD1	5	1.66
(1,33)	1:A:55:SER:HB2	2:B:99:HIS:HD2	5	1.66
(1,33)	1:A:55:SER:HB2	2:B:99:HIS:HE1	5	1.66
(1,33)	1:A:55:SER:HB2	2:B:99:HIS:HE2	5	1.66
(1,33)	1:A:55:SER:HB2	2:B:99:HIS:N	5	1.66
(1,33)	1:A:55:SER:HB2	2:B:99:HIS:ND1	5	1.66
(1,33)	1:A:55:SER:HB2	2:B:99:HIS:NE2	5	1.66
(1,33)	1:A:55:SER:HB2	2:B:99:HIS:O	5	1.66
(1,33)	1:A:55:SER:HB2	2:B:101:VAL:C	5	1.66
(1,33)	1:A:55:SER:HB2	2:B:101:VAL:CA	5	1.66
(1,33)	1:A:55:SER:HB2	2:B:101:VAL:CB	5	1.66
(1,33)	1:A:55:SER:HB2	2:B:101:VAL:CG1	5	1.66

*Continued on next page...*

*Continued from previous page...*

Key	Atom-1	Atom-2	Model ID	Violation (Å)
(1,33)	1:A:55:SER:HB2	2:B:101:VAL:CG2	5	1.66
(1,33)	1:A:55:SER:HB2	2:B:101:VAL:H	5	1.66
(1,33)	1:A:55:SER:HB2	2:B:101:VAL:HA	5	1.66
(1,33)	1:A:55:SER:HB2	2:B:101:VAL:HB	5	1.66
(1,33)	1:A:55:SER:HB2	2:B:101:VAL:HG11	5	1.66
(1,33)	1:A:55:SER:HB2	2:B:101:VAL:HG12	5	1.66
(1,33)	1:A:55:SER:HB2	2:B:101:VAL:HG13	5	1.66
(1,33)	1:A:55:SER:HB2	2:B:101:VAL:HG21	5	1.66
(1,33)	1:A:55:SER:HB2	2:B:101:VAL:HG22	5	1.66
(1,33)	1:A:55:SER:HB2	2:B:101:VAL:HG23	5	1.66
(1,33)	1:A:55:SER:HB2	2:B:101:VAL:N	5	1.66
(1,33)	1:A:55:SER:HB2	2:B:101:VAL:O	5	1.66
(1,33)	1:A:55:SER:HB3	2:B:75:ILE:C	5	1.66
(1,33)	1:A:55:SER:HB3	2:B:75:ILE:CA	5	1.66
(1,33)	1:A:55:SER:HB3	2:B:75:ILE:CB	5	1.66
(1,33)	1:A:55:SER:HB3	2:B:75:ILE:CD1	5	1.66
(1,33)	1:A:55:SER:HB3	2:B:75:ILE:CG1	5	1.66
(1,33)	1:A:55:SER:HB3	2:B:75:ILE:CG2	5	1.66
(1,33)	1:A:55:SER:HB3	2:B:75:ILE:H	5	1.66
(1,33)	1:A:55:SER:HB3	2:B:75:ILE:HA	5	1.66
(1,33)	1:A:55:SER:HB3	2:B:75:ILE:HB	5	1.66
(1,33)	1:A:55:SER:HB3	2:B:75:ILE:HD11	5	1.66
(1,33)	1:A:55:SER:HB3	2:B:75:ILE:HD12	5	1.66
(1,33)	1:A:55:SER:HB3	2:B:75:ILE:HD13	5	1.66
(1,33)	1:A:55:SER:HB3	2:B:75:ILE:HG12	5	1.66
(1,33)	1:A:55:SER:HB3	2:B:75:ILE:HG13	5	1.66
(1,33)	1:A:55:SER:HB3	2:B:75:ILE:HG21	5	1.66
(1,33)	1:A:55:SER:HB3	2:B:75:ILE:HG22	5	1.66
(1,33)	1:A:55:SER:HB3	2:B:75:ILE:HG23	5	1.66
(1,33)	1:A:55:SER:HB3	2:B:75:ILE:N	5	1.66
(1,33)	1:A:55:SER:HB3	2:B:75:ILE:O	5	1.66
(1,33)	1:A:55:SER:HB3	2:B:77:ALA:C	5	1.66
(1,33)	1:A:55:SER:HB3	2:B:77:ALA:CA	5	1.66
(1,33)	1:A:55:SER:HB3	2:B:77:ALA:CB	5	1.66
(1,33)	1:A:55:SER:HB3	2:B:77:ALA:H	5	1.66
(1,33)	1:A:55:SER:HB3	2:B:77:ALA:HA	5	1.66
(1,33)	1:A:55:SER:HB3	2:B:77:ALA:HB1	5	1.66
(1,33)	1:A:55:SER:HB3	2:B:77:ALA:HB2	5	1.66
(1,33)	1:A:55:SER:HB3	2:B:77:ALA:HB3	5	1.66
(1,33)	1:A:55:SER:HB3	2:B:77:ALA:N	5	1.66
(1,33)	1:A:55:SER:HB3	2:B:77:ALA:O	5	1.66
(1,33)	1:A:55:SER:HB3	2:B:78:GLY:C	5	1.66

*Continued on next page...*

*Continued from previous page...*

Key	Atom-1	Atom-2	Model ID	Violation (Å)
(1,33)	1:A:55:SER:HB3	2:B:78:GLY:CA	5	1.66
(1,33)	1:A:55:SER:HB3	2:B:78:GLY:H	5	1.66
(1,33)	1:A:55:SER:HB3	2:B:78:GLY:HA2	5	1.66
(1,33)	1:A:55:SER:HB3	2:B:78:GLY:HA3	5	1.66
(1,33)	1:A:55:SER:HB3	2:B:78:GLY:N	5	1.66
(1,33)	1:A:55:SER:HB3	2:B:78:GLY:O	5	1.66
(1,33)	1:A:55:SER:HB3	2:B:79:LYS:C	5	1.66
(1,33)	1:A:55:SER:HB3	2:B:79:LYS:CA	5	1.66
(1,33)	1:A:55:SER:HB3	2:B:79:LYS:CB	5	1.66
(1,33)	1:A:55:SER:HB3	2:B:79:LYS:CD	5	1.66
(1,33)	1:A:55:SER:HB3	2:B:79:LYS:CE	5	1.66
(1,33)	1:A:55:SER:HB3	2:B:79:LYS:CG	5	1.66
(1,33)	1:A:55:SER:HB3	2:B:79:LYS:H	5	1.66
(1,33)	1:A:55:SER:HB3	2:B:79:LYS:HA	5	1.66
(1,33)	1:A:55:SER:HB3	2:B:79:LYS:HB2	5	1.66
(1,33)	1:A:55:SER:HB3	2:B:79:LYS:HB3	5	1.66
(1,33)	1:A:55:SER:HB3	2:B:79:LYS:HD2	5	1.66
(1,33)	1:A:55:SER:HB3	2:B:79:LYS:HD3	5	1.66
(1,33)	1:A:55:SER:HB3	2:B:79:LYS:HE2	5	1.66
(1,33)	1:A:55:SER:HB3	2:B:79:LYS:HE3	5	1.66
(1,33)	1:A:55:SER:HB3	2:B:79:LYS:HG2	5	1.66
(1,33)	1:A:55:SER:HB3	2:B:79:LYS:HG3	5	1.66
(1,33)	1:A:55:SER:HB3	2:B:79:LYS:HZ1	5	1.66
(1,33)	1:A:55:SER:HB3	2:B:79:LYS:HZ2	5	1.66
(1,33)	1:A:55:SER:HB3	2:B:79:LYS:HZ3	5	1.66
(1,33)	1:A:55:SER:HB3	2:B:79:LYS:N	5	1.66
(1,33)	1:A:55:SER:HB3	2:B:79:LYS:NZ	5	1.66
(1,33)	1:A:55:SER:HB3	2:B:79:LYS:O	5	1.66
(1,33)	1:A:55:SER:HB3	2:B:80:ILE:C	5	1.66
(1,33)	1:A:55:SER:HB3	2:B:80:ILE:CA	5	1.66
(1,33)	1:A:55:SER:HB3	2:B:80:ILE:CB	5	1.66
(1,33)	1:A:55:SER:HB3	2:B:80:ILE:CD1	5	1.66
(1,33)	1:A:55:SER:HB3	2:B:80:ILE:CG1	5	1.66
(1,33)	1:A:55:SER:HB3	2:B:80:ILE:CG2	5	1.66
(1,33)	1:A:55:SER:HB3	2:B:80:ILE:H	5	1.66
(1,33)	1:A:55:SER:HB3	2:B:80:ILE:HA	5	1.66
(1,33)	1:A:55:SER:HB3	2:B:80:ILE:HB	5	1.66
(1,33)	1:A:55:SER:HB3	2:B:80:ILE:HD11	5	1.66
(1,33)	1:A:55:SER:HB3	2:B:80:ILE:HD12	5	1.66
(1,33)	1:A:55:SER:HB3	2:B:80:ILE:HD13	5	1.66
(1,33)	1:A:55:SER:HB3	2:B:80:ILE:HG12	5	1.66
(1,33)	1:A:55:SER:HB3	2:B:80:ILE:HG13	5	1.66

*Continued on next page...*

*Continued from previous page...*

Key	Atom-1	Atom-2	Model ID	Violation (Å)
(1,33)	1:A:55:SER:HB3	2:B:80:ILE:HG21	5	1.66
(1,33)	1:A:55:SER:HB3	2:B:80:ILE:HG22	5	1.66
(1,33)	1:A:55:SER:HB3	2:B:80:ILE:HG23	5	1.66
(1,33)	1:A:55:SER:HB3	2:B:80:ILE:N	5	1.66
(1,33)	1:A:55:SER:HB3	2:B:80:ILE:O	5	1.66
(1,33)	1:A:55:SER:HB3	2:B:84:GLN:C	5	1.66
(1,33)	1:A:55:SER:HB3	2:B:84:GLN:CA	5	1.66
(1,33)	1:A:55:SER:HB3	2:B:84:GLN:CB	5	1.66
(1,33)	1:A:55:SER:HB3	2:B:84:GLN:CD	5	1.66
(1,33)	1:A:55:SER:HB3	2:B:84:GLN:CG	5	1.66
(1,33)	1:A:55:SER:HB3	2:B:84:GLN:H	5	1.66
(1,33)	1:A:55:SER:HB3	2:B:84:GLN:HA	5	1.66
(1,33)	1:A:55:SER:HB3	2:B:84:GLN:HB2	5	1.66
(1,33)	1:A:55:SER:HB3	2:B:84:GLN:HB3	5	1.66
(1,33)	1:A:55:SER:HB3	2:B:84:GLN:HE21	5	1.66
(1,33)	1:A:55:SER:HB3	2:B:84:GLN:HE22	5	1.66
(1,33)	1:A:55:SER:HB3	2:B:84:GLN:HG2	5	1.66
(1,33)	1:A:55:SER:HB3	2:B:84:GLN:HG3	5	1.66
(1,33)	1:A:55:SER:HB3	2:B:84:GLN:N	5	1.66
(1,33)	1:A:55:SER:HB3	2:B:84:GLN:NE2	5	1.66
(1,33)	1:A:55:SER:HB3	2:B:84:GLN:O	5	1.66
(1,33)	1:A:55:SER:HB3	2:B:84:GLN:OE1	5	1.66
(1,33)	1:A:55:SER:HB3	2:B:97:THR:C	5	1.66
(1,33)	1:A:55:SER:HB3	2:B:97:THR:CA	5	1.66
(1,33)	1:A:55:SER:HB3	2:B:97:THR:CB	5	1.66
(1,33)	1:A:55:SER:HB3	2:B:97:THR:CG2	5	1.66
(1,33)	1:A:55:SER:HB3	2:B:97:THR:H	5	1.66
(1,33)	1:A:55:SER:HB3	2:B:97:THR:HA	5	1.66
(1,33)	1:A:55:SER:HB3	2:B:97:THR:HB	5	1.66
(1,33)	1:A:55:SER:HB3	2:B:97:THR:HG1	5	1.66
(1,33)	1:A:55:SER:HB3	2:B:97:THR:HG21	5	1.66
(1,33)	1:A:55:SER:HB3	2:B:97:THR:HG22	5	1.66
(1,33)	1:A:55:SER:HB3	2:B:97:THR:HG23	5	1.66
(1,33)	1:A:55:SER:HB3	2:B:97:THR:N	5	1.66
(1,33)	1:A:55:SER:HB3	2:B:97:THR:O	5	1.66
(1,33)	1:A:55:SER:HB3	2:B:97:THR:OG1	5	1.66
(1,33)	1:A:55:SER:HB3	2:B:99:HIS:C	5	1.66
(1,33)	1:A:55:SER:HB3	2:B:99:HIS:CA	5	1.66
(1,33)	1:A:55:SER:HB3	2:B:99:HIS:CB	5	1.66
(1,33)	1:A:55:SER:HB3	2:B:99:HIS:CD2	5	1.66
(1,33)	1:A:55:SER:HB3	2:B:99:HIS:CE1	5	1.66
(1,33)	1:A:55:SER:HB3	2:B:99:HIS:CG	5	1.66

*Continued on next page...*

*Continued from previous page...*

Key	Atom-1	Atom-2	Model ID	Violation (Å)
(1,33)	1:A:55:SER:HB3	2:B:99:HIS:H	5	1.66
(1,33)	1:A:55:SER:HB3	2:B:99:HIS:HA	5	1.66
(1,33)	1:A:55:SER:HB3	2:B:99:HIS:HB2	5	1.66
(1,33)	1:A:55:SER:HB3	2:B:99:HIS:HB3	5	1.66
(1,33)	1:A:55:SER:HB3	2:B:99:HIS:HD1	5	1.66
(1,33)	1:A:55:SER:HB3	2:B:99:HIS:HD2	5	1.66
(1,33)	1:A:55:SER:HB3	2:B:99:HIS:HE1	5	1.66
(1,33)	1:A:55:SER:HB3	2:B:99:HIS:HE2	5	1.66
(1,33)	1:A:55:SER:HB3	2:B:99:HIS:N	5	1.66
(1,33)	1:A:55:SER:HB3	2:B:99:HIS:ND1	5	1.66
(1,33)	1:A:55:SER:HB3	2:B:99:HIS:NE2	5	1.66
(1,33)	1:A:55:SER:HB3	2:B:99:HIS:O	5	1.66
(1,33)	1:A:55:SER:HB3	2:B:101:VAL:C	5	1.66
(1,33)	1:A:55:SER:HB3	2:B:101:VAL:CA	5	1.66
(1,33)	1:A:55:SER:HB3	2:B:101:VAL:CB	5	1.66
(1,33)	1:A:55:SER:HB3	2:B:101:VAL:CG1	5	1.66
(1,33)	1:A:55:SER:HB3	2:B:101:VAL:CG2	5	1.66
(1,33)	1:A:55:SER:HB3	2:B:101:VAL:H	5	1.66
(1,33)	1:A:55:SER:HB3	2:B:101:VAL:HA	5	1.66
(1,33)	1:A:55:SER:HB3	2:B:101:VAL:HB	5	1.66
(1,33)	1:A:55:SER:HB3	2:B:101:VAL:HG11	5	1.66
(1,33)	1:A:55:SER:HB3	2:B:101:VAL:HG12	5	1.66
(1,33)	1:A:55:SER:HB3	2:B:101:VAL:HG13	5	1.66
(1,33)	1:A:55:SER:HB3	2:B:101:VAL:HG21	5	1.66
(1,33)	1:A:55:SER:HB3	2:B:101:VAL:HG22	5	1.66
(1,33)	1:A:55:SER:HB3	2:B:101:VAL:HG23	5	1.66
(1,33)	1:A:55:SER:HB3	2:B:101:VAL:N	5	1.66
(1,33)	1:A:55:SER:HB3	2:B:101:VAL:O	5	1.66
(1,33)	1:A:55:SER:HG	2:B:75:ILE:C	5	1.66
(1,33)	1:A:55:SER:HG	2:B:75:ILE:CA	5	1.66
(1,33)	1:A:55:SER:HG	2:B:75:ILE:CB	5	1.66
(1,33)	1:A:55:SER:HG	2:B:75:ILE:CD1	5	1.66
(1,33)	1:A:55:SER:HG	2:B:75:ILE:CG1	5	1.66
(1,33)	1:A:55:SER:HG	2:B:75:ILE:CG2	5	1.66
(1,33)	1:A:55:SER:HG	2:B:75:ILE:H	5	1.66
(1,33)	1:A:55:SER:HG	2:B:75:ILE:HA	5	1.66
(1,33)	1:A:55:SER:HG	2:B:75:ILE:HB	5	1.66
(1,33)	1:A:55:SER:HG	2:B:75:ILE:HD11	5	1.66
(1,33)	1:A:55:SER:HG	2:B:75:ILE:HD12	5	1.66
(1,33)	1:A:55:SER:HG	2:B:75:ILE:HD13	5	1.66
(1,33)	1:A:55:SER:HG	2:B:75:ILE:HG12	5	1.66
(1,33)	1:A:55:SER:HG	2:B:75:ILE:HG13	5	1.66

*Continued on next page...*



*Continued from previous page...*

Key	Atom-1	Atom-2	Model ID	Violation (Å)
(1,33)	1:A:55:SER:HG	2:B:75:ILE:HG21	5	1.66
(1,33)	1:A:55:SER:HG	2:B:75:ILE:HG22	5	1.66
(1,33)	1:A:55:SER:HG	2:B:75:ILE:HG23	5	1.66
(1,33)	1:A:55:SER:HG	2:B:75:ILE:N	5	1.66
(1,33)	1:A:55:SER:HG	2:B:75:ILE:O	5	1.66
(1,33)	1:A:55:SER:HG	2:B:77:ALA:C	5	1.66
(1,33)	1:A:55:SER:HG	2:B:77:ALA:CA	5	1.66
(1,33)	1:A:55:SER:HG	2:B:77:ALA:CB	5	1.66
(1,33)	1:A:55:SER:HG	2:B:77:ALA:H	5	1.66
(1,33)	1:A:55:SER:HG	2:B:77:ALA:HA	5	1.66
(1,33)	1:A:55:SER:HG	2:B:77:ALA:HB1	5	1.66
(1,33)	1:A:55:SER:HG	2:B:77:ALA:HB2	5	1.66
(1,33)	1:A:55:SER:HG	2:B:77:ALA:HB3	5	1.66
(1,33)	1:A:55:SER:HG	2:B:77:ALA:N	5	1.66
(1,33)	1:A:55:SER:HG	2:B:77:ALA:O	5	1.66
(1,33)	1:A:55:SER:HG	2:B:78:GLY:C	5	1.66
(1,33)	1:A:55:SER:HG	2:B:78:GLY:CA	5	1.66
(1,33)	1:A:55:SER:HG	2:B:78:GLY:H	5	1.66
(1,33)	1:A:55:SER:HG	2:B:78:GLY:HA2	5	1.66
(1,33)	1:A:55:SER:HG	2:B:78:GLY:HA3	5	1.66
(1,33)	1:A:55:SER:HG	2:B:78:GLY:N	5	1.66
(1,33)	1:A:55:SER:HG	2:B:78:GLY:O	5	1.66
(1,33)	1:A:55:SER:HG	2:B:79:LYS:C	5	1.66
(1,33)	1:A:55:SER:HG	2:B:79:LYS:CA	5	1.66
(1,33)	1:A:55:SER:HG	2:B:79:LYS:CB	5	1.66
(1,33)	1:A:55:SER:HG	2:B:79:LYS:CD	5	1.66
(1,33)	1:A:55:SER:HG	2:B:79:LYS:CE	5	1.66
(1,33)	1:A:55:SER:HG	2:B:79:LYS:CG	5	1.66
(1,33)	1:A:55:SER:HG	2:B:79:LYS:H	5	1.66
(1,33)	1:A:55:SER:HG	2:B:79:LYS:HA	5	1.66
(1,33)	1:A:55:SER:HG	2:B:79:LYS:HB2	5	1.66
(1,33)	1:A:55:SER:HG	2:B:79:LYS:HB3	5	1.66
(1,33)	1:A:55:SER:HG	2:B:79:LYS:HD2	5	1.66
(1,33)	1:A:55:SER:HG	2:B:79:LYS:HD3	5	1.66
(1,33)	1:A:55:SER:HG	2:B:79:LYS:HE2	5	1.66
(1,33)	1:A:55:SER:HG	2:B:79:LYS:HE3	5	1.66
(1,33)	1:A:55:SER:HG	2:B:79:LYS:HG2	5	1.66
(1,33)	1:A:55:SER:HG	2:B:79:LYS:HG3	5	1.66
(1,33)	1:A:55:SER:HG	2:B:79:LYS:HZ1	5	1.66
(1,33)	1:A:55:SER:HG	2:B:79:LYS:HZ2	5	1.66
(1,33)	1:A:55:SER:HG	2:B:79:LYS:HZ3	5	1.66
(1,33)	1:A:55:SER:HG	2:B:79:LYS:N	5	1.66

*Continued on next page...*

*Continued from previous page...*

Key	Atom-1	Atom-2	Model ID	Violation (Å)
(1,33)	1:A:55:SER:HG	2:B:79:LYS:NZ	5	1.66
(1,33)	1:A:55:SER:HG	2:B:79:LYS:O	5	1.66
(1,33)	1:A:55:SER:HG	2:B:80:ILE:C	5	1.66
(1,33)	1:A:55:SER:HG	2:B:80:ILE:CA	5	1.66
(1,33)	1:A:55:SER:HG	2:B:80:ILE:CB	5	1.66
(1,33)	1:A:55:SER:HG	2:B:80:ILE:CD1	5	1.66
(1,33)	1:A:55:SER:HG	2:B:80:ILE:CG1	5	1.66
(1,33)	1:A:55:SER:HG	2:B:80:ILE:CG2	5	1.66
(1,33)	1:A:55:SER:HG	2:B:80:ILE:H	5	1.66
(1,33)	1:A:55:SER:HG	2:B:80:ILE:HA	5	1.66
(1,33)	1:A:55:SER:HG	2:B:80:ILE:HB	5	1.66
(1,33)	1:A:55:SER:HG	2:B:80:ILE:HD11	5	1.66
(1,33)	1:A:55:SER:HG	2:B:80:ILE:HD12	5	1.66
(1,33)	1:A:55:SER:HG	2:B:80:ILE:HD13	5	1.66
(1,33)	1:A:55:SER:HG	2:B:80:ILE:HG12	5	1.66
(1,33)	1:A:55:SER:HG	2:B:80:ILE:HG13	5	1.66
(1,33)	1:A:55:SER:HG	2:B:80:ILE:HG21	5	1.66
(1,33)	1:A:55:SER:HG	2:B:80:ILE:HG22	5	1.66
(1,33)	1:A:55:SER:HG	2:B:80:ILE:HG23	5	1.66
(1,33)	1:A:55:SER:HG	2:B:80:ILE:N	5	1.66
(1,33)	1:A:55:SER:HG	2:B:80:ILE:O	5	1.66
(1,33)	1:A:55:SER:HG	2:B:84:GLN:C	5	1.66
(1,33)	1:A:55:SER:HG	2:B:84:GLN:CA	5	1.66
(1,33)	1:A:55:SER:HG	2:B:84:GLN:CB	5	1.66
(1,33)	1:A:55:SER:HG	2:B:84:GLN:CD	5	1.66
(1,33)	1:A:55:SER:HG	2:B:84:GLN:CG	5	1.66
(1,33)	1:A:55:SER:HG	2:B:84:GLN:H	5	1.66
(1,33)	1:A:55:SER:HG	2:B:84:GLN:HA	5	1.66
(1,33)	1:A:55:SER:HG	2:B:84:GLN:HB2	5	1.66
(1,33)	1:A:55:SER:HG	2:B:84:GLN:HB3	5	1.66
(1,33)	1:A:55:SER:HG	2:B:84:GLN:HE21	5	1.66
(1,33)	1:A:55:SER:HG	2:B:84:GLN:HE22	5	1.66
(1,33)	1:A:55:SER:HG	2:B:84:GLN:HG2	5	1.66
(1,33)	1:A:55:SER:HG	2:B:84:GLN:HG3	5	1.66
(1,33)	1:A:55:SER:HG	2:B:84:GLN:N	5	1.66
(1,33)	1:A:55:SER:HG	2:B:84:GLN:NE2	5	1.66
(1,33)	1:A:55:SER:HG	2:B:84:GLN:O	5	1.66
(1,33)	1:A:55:SER:HG	2:B:84:GLN:OE1	5	1.66
(1,33)	1:A:55:SER:HG	2:B:97:THR:C	5	1.66
(1,33)	1:A:55:SER:HG	2:B:97:THR:CA	5	1.66
(1,33)	1:A:55:SER:HG	2:B:97:THR:CB	5	1.66
(1,33)	1:A:55:SER:HG	2:B:97:THR:CG2	5	1.66

*Continued on next page...*

*Continued from previous page...*

Key	Atom-1	Atom-2	Model ID	Violation (Å)
(1,33)	1:A:55:SER:HG	2:B:97:THR:H	5	1.66
(1,33)	1:A:55:SER:HG	2:B:97:THR:HA	5	1.66
(1,33)	1:A:55:SER:HG	2:B:97:THR:HB	5	1.66
(1,33)	1:A:55:SER:HG	2:B:97:THR:HG1	5	1.66
(1,33)	1:A:55:SER:HG	2:B:97:THR:HG21	5	1.66
(1,33)	1:A:55:SER:HG	2:B:97:THR:HG22	5	1.66
(1,33)	1:A:55:SER:HG	2:B:97:THR:HG23	5	1.66
(1,33)	1:A:55:SER:HG	2:B:97:THR:N	5	1.66
(1,33)	1:A:55:SER:HG	2:B:97:THR:O	5	1.66
(1,33)	1:A:55:SER:HG	2:B:97:THR:OG1	5	1.66
(1,33)	1:A:55:SER:HG	2:B:99:HIS:C	5	1.66
(1,33)	1:A:55:SER:HG	2:B:99:HIS:CA	5	1.66
(1,33)	1:A:55:SER:HG	2:B:99:HIS:CB	5	1.66
(1,33)	1:A:55:SER:HG	2:B:99:HIS:CD2	5	1.66
(1,33)	1:A:55:SER:HG	2:B:99:HIS:CE1	5	1.66
(1,33)	1:A:55:SER:HG	2:B:99:HIS:CG	5	1.66
(1,33)	1:A:55:SER:HG	2:B:99:HIS:H	5	1.66
(1,33)	1:A:55:SER:HG	2:B:99:HIS:HA	5	1.66
(1,33)	1:A:55:SER:HG	2:B:99:HIS:HB2	5	1.66
(1,33)	1:A:55:SER:HG	2:B:99:HIS:HB3	5	1.66
(1,33)	1:A:55:SER:HG	2:B:99:HIS:HD1	5	1.66
(1,33)	1:A:55:SER:HG	2:B:99:HIS:HD2	5	1.66
(1,33)	1:A:55:SER:HG	2:B:99:HIS:HE1	5	1.66
(1,33)	1:A:55:SER:HG	2:B:99:HIS:HE2	5	1.66
(1,33)	1:A:55:SER:HG	2:B:99:HIS:N	5	1.66
(1,33)	1:A:55:SER:HG	2:B:99:HIS:ND1	5	1.66
(1,33)	1:A:55:SER:HG	2:B:99:HIS:NE2	5	1.66
(1,33)	1:A:55:SER:HG	2:B:99:HIS:O	5	1.66
(1,33)	1:A:55:SER:HG	2:B:101:VAL:C	5	1.66
(1,33)	1:A:55:SER:HG	2:B:101:VAL:CA	5	1.66
(1,33)	1:A:55:SER:HG	2:B:101:VAL:CB	5	1.66
(1,33)	1:A:55:SER:HG	2:B:101:VAL:CG1	5	1.66
(1,33)	1:A:55:SER:HG	2:B:101:VAL:CG2	5	1.66
(1,33)	1:A:55:SER:HG	2:B:101:VAL:H	5	1.66
(1,33)	1:A:55:SER:HG	2:B:101:VAL:HA	5	1.66
(1,33)	1:A:55:SER:HG	2:B:101:VAL:HB	5	1.66
(1,33)	1:A:55:SER:HG	2:B:101:VAL:HG11	5	1.66
(1,33)	1:A:55:SER:HG	2:B:101:VAL:HG12	5	1.66
(1,33)	1:A:55:SER:HG	2:B:101:VAL:HG13	5	1.66
(1,33)	1:A:55:SER:HG	2:B:101:VAL:HG21	5	1.66
(1,33)	1:A:55:SER:HG	2:B:101:VAL:HG22	5	1.66
(1,33)	1:A:55:SER:HG	2:B:101:VAL:HG23	5	1.66

*Continued on next page...*

*Continued from previous page...*

Key	Atom-1	Atom-2	Model ID	Violation (Å)
(1,33)	1:A:55:SER:HG	2:B:101:VAL:N	5	1.66
(1,33)	1:A:55:SER:HG	2:B:101:VAL:O	5	1.66
(1,33)	1:A:55:SER:N	2:B:75:ILE:C	5	1.66
(1,33)	1:A:55:SER:N	2:B:75:ILE:CA	5	1.66
(1,33)	1:A:55:SER:N	2:B:75:ILE:CB	5	1.66
(1,33)	1:A:55:SER:N	2:B:75:ILE:CD1	5	1.66
(1,33)	1:A:55:SER:N	2:B:75:ILE:CG1	5	1.66
(1,33)	1:A:55:SER:N	2:B:75:ILE:CG2	5	1.66
(1,33)	1:A:55:SER:N	2:B:75:ILE:H	5	1.66
(1,33)	1:A:55:SER:N	2:B:75:ILE:HA	5	1.66
(1,33)	1:A:55:SER:N	2:B:75:ILE:HB	5	1.66
(1,33)	1:A:55:SER:N	2:B:75:ILE:HD11	5	1.66
(1,33)	1:A:55:SER:N	2:B:75:ILE:HD12	5	1.66
(1,33)	1:A:55:SER:N	2:B:75:ILE:HD13	5	1.66
(1,33)	1:A:55:SER:N	2:B:75:ILE:HG12	5	1.66
(1,33)	1:A:55:SER:N	2:B:75:ILE:HG13	5	1.66
(1,33)	1:A:55:SER:N	2:B:75:ILE:HG21	5	1.66
(1,33)	1:A:55:SER:N	2:B:75:ILE:HG22	5	1.66
(1,33)	1:A:55:SER:N	2:B:75:ILE:HG23	5	1.66
(1,33)	1:A:55:SER:N	2:B:75:ILE:N	5	1.66
(1,33)	1:A:55:SER:N	2:B:75:ILE:O	5	1.66
(1,33)	1:A:55:SER:N	2:B:77:ALA:C	5	1.66
(1,33)	1:A:55:SER:N	2:B:77:ALA:CA	5	1.66
(1,33)	1:A:55:SER:N	2:B:77:ALA:CB	5	1.66
(1,33)	1:A:55:SER:N	2:B:77:ALA:H	5	1.66
(1,33)	1:A:55:SER:N	2:B:77:ALA:HA	5	1.66
(1,33)	1:A:55:SER:N	2:B:77:ALA:HB1	5	1.66
(1,33)	1:A:55:SER:N	2:B:77:ALA:HB2	5	1.66
(1,33)	1:A:55:SER:N	2:B:77:ALA:HB3	5	1.66
(1,33)	1:A:55:SER:N	2:B:77:ALA:N	5	1.66
(1,33)	1:A:55:SER:N	2:B:77:ALA:O	5	1.66
(1,33)	1:A:55:SER:N	2:B:78:GLY:C	5	1.66
(1,33)	1:A:55:SER:N	2:B:78:GLY:CA	5	1.66
(1,33)	1:A:55:SER:N	2:B:78:GLY:H	5	1.66
(1,33)	1:A:55:SER:N	2:B:78:GLY:HA2	5	1.66
(1,33)	1:A:55:SER:N	2:B:78:GLY:HA3	5	1.66
(1,33)	1:A:55:SER:N	2:B:78:GLY:N	5	1.66
(1,33)	1:A:55:SER:N	2:B:78:GLY:O	5	1.66
(1,33)	1:A:55:SER:N	2:B:79:LYS:C	5	1.66
(1,33)	1:A:55:SER:N	2:B:79:LYS:CA	5	1.66
(1,33)	1:A:55:SER:N	2:B:79:LYS:CB	5	1.66
(1,33)	1:A:55:SER:N	2:B:79:LYS:CD	5	1.66

*Continued on next page...*

*Continued from previous page...*

Key	Atom-1	Atom-2	Model ID	Violation (Å)
(1,33)	1:A:55:SER:N	2:B:79:LYS:CE	5	1.66
(1,33)	1:A:55:SER:N	2:B:79:LYS:CG	5	1.66
(1,33)	1:A:55:SER:N	2:B:79:LYS:H	5	1.66
(1,33)	1:A:55:SER:N	2:B:79:LYS:HA	5	1.66
(1,33)	1:A:55:SER:N	2:B:79:LYS:HB2	5	1.66
(1,33)	1:A:55:SER:N	2:B:79:LYS:HB3	5	1.66
(1,33)	1:A:55:SER:N	2:B:79:LYS:HD2	5	1.66
(1,33)	1:A:55:SER:N	2:B:79:LYS:HD3	5	1.66
(1,33)	1:A:55:SER:N	2:B:79:LYS:HE2	5	1.66
(1,33)	1:A:55:SER:N	2:B:79:LYS:HE3	5	1.66
(1,33)	1:A:55:SER:N	2:B:79:LYS:HG2	5	1.66
(1,33)	1:A:55:SER:N	2:B:79:LYS:HG3	5	1.66
(1,33)	1:A:55:SER:N	2:B:79:LYS:HZ1	5	1.66
(1,33)	1:A:55:SER:N	2:B:79:LYS:HZ2	5	1.66
(1,33)	1:A:55:SER:N	2:B:79:LYS:HZ3	5	1.66
(1,33)	1:A:55:SER:N	2:B:79:LYS:N	5	1.66
(1,33)	1:A:55:SER:N	2:B:79:LYS:NZ	5	1.66
(1,33)	1:A:55:SER:N	2:B:79:LYS:O	5	1.66
(1,33)	1:A:55:SER:N	2:B:80:ILE:C	5	1.66
(1,33)	1:A:55:SER:N	2:B:80:ILE:CA	5	1.66
(1,33)	1:A:55:SER:N	2:B:80:ILE:CB	5	1.66
(1,33)	1:A:55:SER:N	2:B:80:ILE:CD1	5	1.66
(1,33)	1:A:55:SER:N	2:B:80:ILE:CG1	5	1.66
(1,33)	1:A:55:SER:N	2:B:80:ILE:CG2	5	1.66
(1,33)	1:A:55:SER:N	2:B:80:ILE:H	5	1.66
(1,33)	1:A:55:SER:N	2:B:80:ILE:HA	5	1.66
(1,33)	1:A:55:SER:N	2:B:80:ILE:HB	5	1.66
(1,33)	1:A:55:SER:N	2:B:80:ILE:HD11	5	1.66
(1,33)	1:A:55:SER:N	2:B:80:ILE:HD12	5	1.66
(1,33)	1:A:55:SER:N	2:B:80:ILE:HD13	5	1.66
(1,33)	1:A:55:SER:N	2:B:80:ILE:HG12	5	1.66
(1,33)	1:A:55:SER:N	2:B:80:ILE:HG13	5	1.66
(1,33)	1:A:55:SER:N	2:B:80:ILE:HG21	5	1.66
(1,33)	1:A:55:SER:N	2:B:80:ILE:HG22	5	1.66
(1,33)	1:A:55:SER:N	2:B:80:ILE:HG23	5	1.66
(1,33)	1:A:55:SER:N	2:B:80:ILE:N	5	1.66
(1,33)	1:A:55:SER:N	2:B:80:ILE:O	5	1.66
(1,33)	1:A:55:SER:N	2:B:84:GLN:C	5	1.66
(1,33)	1:A:55:SER:N	2:B:84:GLN:CA	5	1.66
(1,33)	1:A:55:SER:N	2:B:84:GLN:CB	5	1.66
(1,33)	1:A:55:SER:N	2:B:84:GLN:CD	5	1.66
(1,33)	1:A:55:SER:N	2:B:84:GLN:CG	5	1.66

*Continued on next page...*

*Continued from previous page...*

Key	Atom-1	Atom-2	Model ID	Violation (Å)
(1,33)	1:A:55:SER:N	2:B:84:GLN:H	5	1.66
(1,33)	1:A:55:SER:N	2:B:84:GLN:HA	5	1.66
(1,33)	1:A:55:SER:N	2:B:84:GLN:HB2	5	1.66
(1,33)	1:A:55:SER:N	2:B:84:GLN:HB3	5	1.66
(1,33)	1:A:55:SER:N	2:B:84:GLN:HE21	5	1.66
(1,33)	1:A:55:SER:N	2:B:84:GLN:HE22	5	1.66
(1,33)	1:A:55:SER:N	2:B:84:GLN:HG2	5	1.66
(1,33)	1:A:55:SER:N	2:B:84:GLN:HG3	5	1.66
(1,33)	1:A:55:SER:N	2:B:84:GLN:N	5	1.66
(1,33)	1:A:55:SER:N	2:B:84:GLN:NE2	5	1.66
(1,33)	1:A:55:SER:N	2:B:84:GLN:O	5	1.66
(1,33)	1:A:55:SER:N	2:B:84:GLN:OE1	5	1.66
(1,33)	1:A:55:SER:N	2:B:97:THR:C	5	1.66
(1,33)	1:A:55:SER:N	2:B:97:THR:CA	5	1.66
(1,33)	1:A:55:SER:N	2:B:97:THR:CB	5	1.66
(1,33)	1:A:55:SER:N	2:B:97:THR:CG2	5	1.66
(1,33)	1:A:55:SER:N	2:B:97:THR:H	5	1.66
(1,33)	1:A:55:SER:N	2:B:97:THR:HA	5	1.66
(1,33)	1:A:55:SER:N	2:B:97:THR:HB	5	1.66
(1,33)	1:A:55:SER:N	2:B:97:THR:HG1	5	1.66
(1,33)	1:A:55:SER:N	2:B:97:THR:HG21	5	1.66
(1,33)	1:A:55:SER:N	2:B:97:THR:HG22	5	1.66
(1,33)	1:A:55:SER:N	2:B:97:THR:HG23	5	1.66
(1,33)	1:A:55:SER:N	2:B:97:THR:N	5	1.66
(1,33)	1:A:55:SER:N	2:B:97:THR:O	5	1.66
(1,33)	1:A:55:SER:N	2:B:97:THR:OG1	5	1.66
(1,33)	1:A:55:SER:N	2:B:99:HIS:C	5	1.66
(1,33)	1:A:55:SER:N	2:B:99:HIS:CA	5	1.66
(1,33)	1:A:55:SER:N	2:B:99:HIS:CB	5	1.66
(1,33)	1:A:55:SER:N	2:B:99:HIS:CD2	5	1.66
(1,33)	1:A:55:SER:N	2:B:99:HIS:CE1	5	1.66
(1,33)	1:A:55:SER:N	2:B:99:HIS:CG	5	1.66
(1,33)	1:A:55:SER:N	2:B:99:HIS:H	5	1.66
(1,33)	1:A:55:SER:N	2:B:99:HIS:HA	5	1.66
(1,33)	1:A:55:SER:N	2:B:99:HIS:HB2	5	1.66
(1,33)	1:A:55:SER:N	2:B:99:HIS:HB3	5	1.66
(1,33)	1:A:55:SER:N	2:B:99:HIS:HD1	5	1.66
(1,33)	1:A:55:SER:N	2:B:99:HIS:HD2	5	1.66
(1,33)	1:A:55:SER:N	2:B:99:HIS:HE1	5	1.66
(1,33)	1:A:55:SER:N	2:B:99:HIS:HE2	5	1.66
(1,33)	1:A:55:SER:N	2:B:99:HIS:N	5	1.66
(1,33)	1:A:55:SER:N	2:B:99:HIS:ND1	5	1.66

*Continued on next page...*

*Continued from previous page...*

Key	Atom-1	Atom-2	Model ID	Violation (Å)
(1,33)	1:A:55:SER:N	2:B:99:HIS:NE2	5	1.66
(1,33)	1:A:55:SER:N	2:B:99:HIS:O	5	1.66
(1,33)	1:A:55:SER:N	2:B:101:VAL:C	5	1.66
(1,33)	1:A:55:SER:N	2:B:101:VAL:CA	5	1.66
(1,33)	1:A:55:SER:N	2:B:101:VAL:CB	5	1.66
(1,33)	1:A:55:SER:N	2:B:101:VAL:CG1	5	1.66
(1,33)	1:A:55:SER:N	2:B:101:VAL:CG2	5	1.66
(1,33)	1:A:55:SER:N	2:B:101:VAL:H	5	1.66
(1,33)	1:A:55:SER:N	2:B:101:VAL:HA	5	1.66
(1,33)	1:A:55:SER:N	2:B:101:VAL:HB	5	1.66
(1,33)	1:A:55:SER:N	2:B:101:VAL:HG11	5	1.66
(1,33)	1:A:55:SER:N	2:B:101:VAL:HG12	5	1.66
(1,33)	1:A:55:SER:N	2:B:101:VAL:HG13	5	1.66
(1,33)	1:A:55:SER:N	2:B:101:VAL:HG21	5	1.66
(1,33)	1:A:55:SER:N	2:B:101:VAL:HG22	5	1.66
(1,33)	1:A:55:SER:N	2:B:101:VAL:HG23	5	1.66
(1,33)	1:A:55:SER:N	2:B:101:VAL:N	5	1.66
(1,33)	1:A:55:SER:N	2:B:101:VAL:O	5	1.66
(1,33)	1:A:55:SER:O	2:B:75:ILE:C	5	1.66
(1,33)	1:A:55:SER:O	2:B:75:ILE:CA	5	1.66
(1,33)	1:A:55:SER:O	2:B:75:ILE:CB	5	1.66
(1,33)	1:A:55:SER:O	2:B:75:ILE:CD1	5	1.66
(1,33)	1:A:55:SER:O	2:B:75:ILE:CG1	5	1.66
(1,33)	1:A:55:SER:O	2:B:75:ILE:CG2	5	1.66
(1,33)	1:A:55:SER:O	2:B:75:ILE:H	5	1.66
(1,33)	1:A:55:SER:O	2:B:75:ILE:HA	5	1.66
(1,33)	1:A:55:SER:O	2:B:75:ILE:HB	5	1.66
(1,33)	1:A:55:SER:O	2:B:75:ILE:HD11	5	1.66
(1,33)	1:A:55:SER:O	2:B:75:ILE:HD12	5	1.66
(1,33)	1:A:55:SER:O	2:B:75:ILE:HD13	5	1.66
(1,33)	1:A:55:SER:O	2:B:75:ILE:HG12	5	1.66
(1,33)	1:A:55:SER:O	2:B:75:ILE:HG13	5	1.66
(1,33)	1:A:55:SER:O	2:B:75:ILE:HG21	5	1.66
(1,33)	1:A:55:SER:O	2:B:75:ILE:HG22	5	1.66
(1,33)	1:A:55:SER:O	2:B:75:ILE:HG23	5	1.66
(1,33)	1:A:55:SER:O	2:B:75:ILE:N	5	1.66
(1,33)	1:A:55:SER:O	2:B:75:ILE:O	5	1.66
(1,33)	1:A:55:SER:O	2:B:77:ALA:C	5	1.66
(1,33)	1:A:55:SER:O	2:B:77:ALA:CA	5	1.66
(1,33)	1:A:55:SER:O	2:B:77:ALA:CB	5	1.66
(1,33)	1:A:55:SER:O	2:B:77:ALA:H	5	1.66
(1,33)	1:A:55:SER:O	2:B:77:ALA:HA	5	1.66

*Continued on next page...*

*Continued from previous page...*

Key	Atom-1	Atom-2	Model ID	Violation (Å)
(1,33)	1:A:55:SER:O	2:B:77:ALA:HB1	5	1.66
(1,33)	1:A:55:SER:O	2:B:77:ALA:HB2	5	1.66
(1,33)	1:A:55:SER:O	2:B:77:ALA:HB3	5	1.66
(1,33)	1:A:55:SER:O	2:B:77:ALA:N	5	1.66
(1,33)	1:A:55:SER:O	2:B:77:ALA:O	5	1.66
(1,33)	1:A:55:SER:O	2:B:78:GLY:C	5	1.66
(1,33)	1:A:55:SER:O	2:B:78:GLY:CA	5	1.66
(1,33)	1:A:55:SER:O	2:B:78:GLY:H	5	1.66
(1,33)	1:A:55:SER:O	2:B:78:GLY:HA2	5	1.66
(1,33)	1:A:55:SER:O	2:B:78:GLY:HA3	5	1.66
(1,33)	1:A:55:SER:O	2:B:78:GLY:N	5	1.66
(1,33)	1:A:55:SER:O	2:B:78:GLY:O	5	1.66
(1,33)	1:A:55:SER:O	2:B:79:LYS:C	5	1.66
(1,33)	1:A:55:SER:O	2:B:79:LYS:CA	5	1.66
(1,33)	1:A:55:SER:O	2:B:79:LYS:CB	5	1.66
(1,33)	1:A:55:SER:O	2:B:79:LYS:CD	5	1.66
(1,33)	1:A:55:SER:O	2:B:79:LYS:CE	5	1.66
(1,33)	1:A:55:SER:O	2:B:79:LYS:CG	5	1.66
(1,33)	1:A:55:SER:O	2:B:79:LYS:H	5	1.66
(1,33)	1:A:55:SER:O	2:B:79:LYS:HA	5	1.66
(1,33)	1:A:55:SER:O	2:B:79:LYS:HB2	5	1.66
(1,33)	1:A:55:SER:O	2:B:79:LYS:HB3	5	1.66
(1,33)	1:A:55:SER:O	2:B:79:LYS:HD2	5	1.66
(1,33)	1:A:55:SER:O	2:B:79:LYS:HD3	5	1.66
(1,33)	1:A:55:SER:O	2:B:79:LYS:HE2	5	1.66
(1,33)	1:A:55:SER:O	2:B:79:LYS:HE3	5	1.66
(1,33)	1:A:55:SER:O	2:B:79:LYS:HG2	5	1.66
(1,33)	1:A:55:SER:O	2:B:79:LYS:HG3	5	1.66
(1,33)	1:A:55:SER:O	2:B:79:LYS:HZ1	5	1.66
(1,33)	1:A:55:SER:O	2:B:79:LYS:HZ2	5	1.66
(1,33)	1:A:55:SER:O	2:B:79:LYS:HZ3	5	1.66
(1,33)	1:A:55:SER:O	2:B:79:LYS:N	5	1.66
(1,33)	1:A:55:SER:O	2:B:79:LYS:NZ	5	1.66
(1,33)	1:A:55:SER:O	2:B:79:LYS:O	5	1.66
(1,33)	1:A:55:SER:O	2:B:80:ILE:C	5	1.66
(1,33)	1:A:55:SER:O	2:B:80:ILE:CA	5	1.66
(1,33)	1:A:55:SER:O	2:B:80:ILE:CB	5	1.66
(1,33)	1:A:55:SER:O	2:B:80:ILE:CD1	5	1.66
(1,33)	1:A:55:SER:O	2:B:80:ILE:CG1	5	1.66
(1,33)	1:A:55:SER:O	2:B:80:ILE:CG2	5	1.66
(1,33)	1:A:55:SER:O	2:B:80:ILE:H	5	1.66
(1,33)	1:A:55:SER:O	2:B:80:ILE:HA	5	1.66

*Continued on next page...*



*Continued from previous page...*

Key	Atom-1	Atom-2	Model ID	Violation (Å)
(1,33)	1:A:55:SER:O	2:B:80:ILE:HB	5	1.66
(1,33)	1:A:55:SER:O	2:B:80:ILE:HD11	5	1.66
(1,33)	1:A:55:SER:O	2:B:80:ILE:HD12	5	1.66
(1,33)	1:A:55:SER:O	2:B:80:ILE:HD13	5	1.66
(1,33)	1:A:55:SER:O	2:B:80:ILE:HG12	5	1.66
(1,33)	1:A:55:SER:O	2:B:80:ILE:HG13	5	1.66
(1,33)	1:A:55:SER:O	2:B:80:ILE:HG21	5	1.66
(1,33)	1:A:55:SER:O	2:B:80:ILE:HG22	5	1.66
(1,33)	1:A:55:SER:O	2:B:80:ILE:HG23	5	1.66
(1,33)	1:A:55:SER:O	2:B:80:ILE:N	5	1.66
(1,33)	1:A:55:SER:O	2:B:80:ILE:O	5	1.66
(1,33)	1:A:55:SER:O	2:B:84:GLN:C	5	1.66
(1,33)	1:A:55:SER:O	2:B:84:GLN:CA	5	1.66
(1,33)	1:A:55:SER:O	2:B:84:GLN:CB	5	1.66
(1,33)	1:A:55:SER:O	2:B:84:GLN:CD	5	1.66
(1,33)	1:A:55:SER:O	2:B:84:GLN:CG	5	1.66
(1,33)	1:A:55:SER:O	2:B:84:GLN:H	5	1.66
(1,33)	1:A:55:SER:O	2:B:84:GLN:HA	5	1.66
(1,33)	1:A:55:SER:O	2:B:84:GLN:HB2	5	1.66
(1,33)	1:A:55:SER:O	2:B:84:GLN:HB3	5	1.66
(1,33)	1:A:55:SER:O	2:B:84:GLN:HE21	5	1.66
(1,33)	1:A:55:SER:O	2:B:84:GLN:HE22	5	1.66
(1,33)	1:A:55:SER:O	2:B:84:GLN:HG2	5	1.66
(1,33)	1:A:55:SER:O	2:B:84:GLN:HG3	5	1.66
(1,33)	1:A:55:SER:O	2:B:84:GLN:N	5	1.66
(1,33)	1:A:55:SER:O	2:B:84:GLN:NE2	5	1.66
(1,33)	1:A:55:SER:O	2:B:84:GLN:O	5	1.66
(1,33)	1:A:55:SER:O	2:B:84:GLN:OE1	5	1.66
(1,33)	1:A:55:SER:O	2:B:97:THR:C	5	1.66
(1,33)	1:A:55:SER:O	2:B:97:THR:CA	5	1.66
(1,33)	1:A:55:SER:O	2:B:97:THR:CB	5	1.66
(1,33)	1:A:55:SER:O	2:B:97:THR:CG2	5	1.66
(1,33)	1:A:55:SER:O	2:B:97:THR:H	5	1.66
(1,33)	1:A:55:SER:O	2:B:97:THR:HA	5	1.66
(1,33)	1:A:55:SER:O	2:B:97:THR:HB	5	1.66
(1,33)	1:A:55:SER:O	2:B:97:THR:HG1	5	1.66
(1,33)	1:A:55:SER:O	2:B:97:THR:HG21	5	1.66
(1,33)	1:A:55:SER:O	2:B:97:THR:HG22	5	1.66
(1,33)	1:A:55:SER:O	2:B:97:THR:HG23	5	1.66
(1,33)	1:A:55:SER:O	2:B:97:THR:N	5	1.66
(1,33)	1:A:55:SER:O	2:B:97:THR:O	5	1.66
(1,33)	1:A:55:SER:O	2:B:97:THR:OG1	5	1.66

*Continued on next page...*

*Continued from previous page...*

Key	Atom-1	Atom-2	Model ID	Violation (Å)
(1,33)	1:A:55:SER:O	2:B:99:HIS:C	5	1.66
(1,33)	1:A:55:SER:O	2:B:99:HIS:CA	5	1.66
(1,33)	1:A:55:SER:O	2:B:99:HIS:CB	5	1.66
(1,33)	1:A:55:SER:O	2:B:99:HIS:CD2	5	1.66
(1,33)	1:A:55:SER:O	2:B:99:HIS:CE1	5	1.66
(1,33)	1:A:55:SER:O	2:B:99:HIS:CG	5	1.66
(1,33)	1:A:55:SER:O	2:B:99:HIS:H	5	1.66
(1,33)	1:A:55:SER:O	2:B:99:HIS:HA	5	1.66
(1,33)	1:A:55:SER:O	2:B:99:HIS:HB2	5	1.66
(1,33)	1:A:55:SER:O	2:B:99:HIS:HB3	5	1.66
(1,33)	1:A:55:SER:O	2:B:99:HIS:HD1	5	1.66
(1,33)	1:A:55:SER:O	2:B:99:HIS:HD2	5	1.66
(1,33)	1:A:55:SER:O	2:B:99:HIS:HE1	5	1.66
(1,33)	1:A:55:SER:O	2:B:99:HIS:HE2	5	1.66
(1,33)	1:A:55:SER:O	2:B:99:HIS:N	5	1.66
(1,33)	1:A:55:SER:O	2:B:99:HIS:ND1	5	1.66
(1,33)	1:A:55:SER:O	2:B:99:HIS:NE2	5	1.66
(1,33)	1:A:55:SER:O	2:B:99:HIS:O	5	1.66
(1,33)	1:A:55:SER:O	2:B:101:VAL:C	5	1.66
(1,33)	1:A:55:SER:O	2:B:101:VAL:CA	5	1.66
(1,33)	1:A:55:SER:O	2:B:101:VAL:CB	5	1.66
(1,33)	1:A:55:SER:O	2:B:101:VAL:CG1	5	1.66
(1,33)	1:A:55:SER:O	2:B:101:VAL:CG2	5	1.66
(1,33)	1:A:55:SER:O	2:B:101:VAL:H	5	1.66
(1,33)	1:A:55:SER:O	2:B:101:VAL:HA	5	1.66
(1,33)	1:A:55:SER:O	2:B:101:VAL:HB	5	1.66
(1,33)	1:A:55:SER:O	2:B:101:VAL:HG11	5	1.66
(1,33)	1:A:55:SER:O	2:B:101:VAL:HG12	5	1.66
(1,33)	1:A:55:SER:O	2:B:101:VAL:HG13	5	1.66
(1,33)	1:A:55:SER:O	2:B:101:VAL:HG21	5	1.66
(1,33)	1:A:55:SER:O	2:B:101:VAL:HG22	5	1.66
(1,33)	1:A:55:SER:O	2:B:101:VAL:HG23	5	1.66
(1,33)	1:A:55:SER:O	2:B:101:VAL:N	5	1.66
(1,33)	1:A:55:SER:O	2:B:101:VAL:O	5	1.66
(1,33)	1:A:55:SER:OG	2:B:75:ILE:C	5	1.66
(1,33)	1:A:55:SER:OG	2:B:75:ILE:CA	5	1.66
(1,33)	1:A:55:SER:OG	2:B:75:ILE:CB	5	1.66
(1,33)	1:A:55:SER:OG	2:B:75:ILE:CD1	5	1.66
(1,33)	1:A:55:SER:OG	2:B:75:ILE:CG1	5	1.66
(1,33)	1:A:55:SER:OG	2:B:75:ILE:CG2	5	1.66
(1,33)	1:A:55:SER:OG	2:B:75:ILE:H	5	1.66
(1,33)	1:A:55:SER:OG	2:B:75:ILE:HA	5	1.66

*Continued on next page...*

*Continued from previous page...*

Key	Atom-1	Atom-2	Model ID	Violation (Å)
(1,33)	1:A:55:SER:OG	2:B:75:ILE:HB	5	1.66
(1,33)	1:A:55:SER:OG	2:B:75:ILE:HD11	5	1.66
(1,33)	1:A:55:SER:OG	2:B:75:ILE:HD12	5	1.66
(1,33)	1:A:55:SER:OG	2:B:75:ILE:HD13	5	1.66
(1,33)	1:A:55:SER:OG	2:B:75:ILE:HG12	5	1.66
(1,33)	1:A:55:SER:OG	2:B:75:ILE:HG13	5	1.66
(1,33)	1:A:55:SER:OG	2:B:75:ILE:HG21	5	1.66
(1,33)	1:A:55:SER:OG	2:B:75:ILE:HG22	5	1.66
(1,33)	1:A:55:SER:OG	2:B:75:ILE:HG23	5	1.66
(1,33)	1:A:55:SER:OG	2:B:75:ILE:N	5	1.66
(1,33)	1:A:55:SER:OG	2:B:75:ILE:O	5	1.66
(1,33)	1:A:55:SER:OG	2:B:77:ALA:C	5	1.66
(1,33)	1:A:55:SER:OG	2:B:77:ALA:CA	5	1.66
(1,33)	1:A:55:SER:OG	2:B:77:ALA:CB	5	1.66
(1,33)	1:A:55:SER:OG	2:B:77:ALA:H	5	1.66
(1,33)	1:A:55:SER:OG	2:B:77:ALA:HA	5	1.66
(1,33)	1:A:55:SER:OG	2:B:77:ALA:HB1	5	1.66
(1,33)	1:A:55:SER:OG	2:B:77:ALA:HB2	5	1.66
(1,33)	1:A:55:SER:OG	2:B:77:ALA:HB3	5	1.66
(1,33)	1:A:55:SER:OG	2:B:77:ALA:N	5	1.66
(1,33)	1:A:55:SER:OG	2:B:77:ALA:O	5	1.66
(1,33)	1:A:55:SER:OG	2:B:78:GLY:C	5	1.66
(1,33)	1:A:55:SER:OG	2:B:78:GLY:CA	5	1.66
(1,33)	1:A:55:SER:OG	2:B:78:GLY:H	5	1.66
(1,33)	1:A:55:SER:OG	2:B:78:GLY:HA2	5	1.66
(1,33)	1:A:55:SER:OG	2:B:78:GLY:HA3	5	1.66
(1,33)	1:A:55:SER:OG	2:B:78:GLY:N	5	1.66
(1,33)	1:A:55:SER:OG	2:B:78:GLY:O	5	1.66
(1,33)	1:A:55:SER:OG	2:B:79:LYS:C	5	1.66
(1,33)	1:A:55:SER:OG	2:B:79:LYS:CA	5	1.66
(1,33)	1:A:55:SER:OG	2:B:79:LYS:CB	5	1.66
(1,33)	1:A:55:SER:OG	2:B:79:LYS:CD	5	1.66
(1,33)	1:A:55:SER:OG	2:B:79:LYS:CE	5	1.66
(1,33)	1:A:55:SER:OG	2:B:79:LYS:CG	5	1.66
(1,33)	1:A:55:SER:OG	2:B:79:LYS:H	5	1.66
(1,33)	1:A:55:SER:OG	2:B:79:LYS:HA	5	1.66
(1,33)	1:A:55:SER:OG	2:B:79:LYS:HB2	5	1.66
(1,33)	1:A:55:SER:OG	2:B:79:LYS:HB3	5	1.66
(1,33)	1:A:55:SER:OG	2:B:79:LYS:HD2	5	1.66
(1,33)	1:A:55:SER:OG	2:B:79:LYS:HD3	5	1.66
(1,33)	1:A:55:SER:OG	2:B:79:LYS:HE2	5	1.66
(1,33)	1:A:55:SER:OG	2:B:79:LYS:HE3	5	1.66

*Continued on next page...*

*Continued from previous page...*

Key	Atom-1	Atom-2	Model ID	Violation (Å)
(1,33)	1:A:55:SER:OG	2:B:79:LYS:HG2	5	1.66
(1,33)	1:A:55:SER:OG	2:B:79:LYS:HG3	5	1.66
(1,33)	1:A:55:SER:OG	2:B:79:LYS:HZ1	5	1.66
(1,33)	1:A:55:SER:OG	2:B:79:LYS:HZ2	5	1.66
(1,33)	1:A:55:SER:OG	2:B:79:LYS:HZ3	5	1.66
(1,33)	1:A:55:SER:OG	2:B:79:LYS:N	5	1.66
(1,33)	1:A:55:SER:OG	2:B:79:LYS:NZ	5	1.66
(1,33)	1:A:55:SER:OG	2:B:79:LYS:O	5	1.66
(1,33)	1:A:55:SER:OG	2:B:80:ILE:C	5	1.66
(1,33)	1:A:55:SER:OG	2:B:80:ILE:CA	5	1.66
(1,33)	1:A:55:SER:OG	2:B:80:ILE:CB	5	1.66
(1,33)	1:A:55:SER:OG	2:B:80:ILE:CD1	5	1.66
(1,33)	1:A:55:SER:OG	2:B:80:ILE:CG1	5	1.66
(1,33)	1:A:55:SER:OG	2:B:80:ILE:CG2	5	1.66
(1,33)	1:A:55:SER:OG	2:B:80:ILE:H	5	1.66
(1,33)	1:A:55:SER:OG	2:B:80:ILE:HA	5	1.66
(1,33)	1:A:55:SER:OG	2:B:80:ILE:HB	5	1.66
(1,33)	1:A:55:SER:OG	2:B:80:ILE:HD11	5	1.66
(1,33)	1:A:55:SER:OG	2:B:80:ILE:HD12	5	1.66
(1,33)	1:A:55:SER:OG	2:B:80:ILE:HD13	5	1.66
(1,33)	1:A:55:SER:OG	2:B:80:ILE:HG12	5	1.66
(1,33)	1:A:55:SER:OG	2:B:80:ILE:HG13	5	1.66
(1,33)	1:A:55:SER:OG	2:B:80:ILE:HG21	5	1.66
(1,33)	1:A:55:SER:OG	2:B:80:ILE:HG22	5	1.66
(1,33)	1:A:55:SER:OG	2:B:80:ILE:HG23	5	1.66
(1,33)	1:A:55:SER:OG	2:B:80:ILE:N	5	1.66
(1,33)	1:A:55:SER:OG	2:B:80:ILE:O	5	1.66
(1,33)	1:A:55:SER:OG	2:B:84:GLN:C	5	1.66
(1,33)	1:A:55:SER:OG	2:B:84:GLN:CA	5	1.66
(1,33)	1:A:55:SER:OG	2:B:84:GLN:CB	5	1.66
(1,33)	1:A:55:SER:OG	2:B:84:GLN:CD	5	1.66
(1,33)	1:A:55:SER:OG	2:B:84:GLN:CG	5	1.66
(1,33)	1:A:55:SER:OG	2:B:84:GLN:H	5	1.66
(1,33)	1:A:55:SER:OG	2:B:84:GLN:HA	5	1.66
(1,33)	1:A:55:SER:OG	2:B:84:GLN:HB2	5	1.66
(1,33)	1:A:55:SER:OG	2:B:84:GLN:HB3	5	1.66
(1,33)	1:A:55:SER:OG	2:B:84:GLN:HE21	5	1.66
(1,33)	1:A:55:SER:OG	2:B:84:GLN:HE22	5	1.66
(1,33)	1:A:55:SER:OG	2:B:84:GLN:HG2	5	1.66
(1,33)	1:A:55:SER:OG	2:B:84:GLN:HG3	5	1.66
(1,33)	1:A:55:SER:OG	2:B:84:GLN:N	5	1.66
(1,33)	1:A:55:SER:OG	2:B:84:GLN:NE2	5	1.66

*Continued on next page...*

*Continued from previous page...*

Key	Atom-1	Atom-2	Model ID	Violation (Å)
(1,33)	1:A:55:SER:OG	2:B:84:GLN:O	5	1.66
(1,33)	1:A:55:SER:OG	2:B:84:GLN:OE1	5	1.66
(1,33)	1:A:55:SER:OG	2:B:97:THR:C	5	1.66
(1,33)	1:A:55:SER:OG	2:B:97:THR:CA	5	1.66
(1,33)	1:A:55:SER:OG	2:B:97:THR:CB	5	1.66
(1,33)	1:A:55:SER:OG	2:B:97:THR:CG2	5	1.66
(1,33)	1:A:55:SER:OG	2:B:97:THR:H	5	1.66
(1,33)	1:A:55:SER:OG	2:B:97:THR:HA	5	1.66
(1,33)	1:A:55:SER:OG	2:B:97:THR:HB	5	1.66
(1,33)	1:A:55:SER:OG	2:B:97:THR:HG1	5	1.66
(1,33)	1:A:55:SER:OG	2:B:97:THR:HG21	5	1.66
(1,33)	1:A:55:SER:OG	2:B:97:THR:HG22	5	1.66
(1,33)	1:A:55:SER:OG	2:B:97:THR:HG23	5	1.66
(1,33)	1:A:55:SER:OG	2:B:97:THR:N	5	1.66
(1,33)	1:A:55:SER:OG	2:B:97:THR:O	5	1.66
(1,33)	1:A:55:SER:OG	2:B:97:THR:OG1	5	1.66
(1,33)	1:A:55:SER:OG	2:B:99:HIS:C	5	1.66
(1,33)	1:A:55:SER:OG	2:B:99:HIS:CA	5	1.66
(1,33)	1:A:55:SER:OG	2:B:99:HIS:CB	5	1.66
(1,33)	1:A:55:SER:OG	2:B:99:HIS:CD2	5	1.66
(1,33)	1:A:55:SER:OG	2:B:99:HIS:CE1	5	1.66
(1,33)	1:A:55:SER:OG	2:B:99:HIS:CG	5	1.66
(1,33)	1:A:55:SER:OG	2:B:99:HIS:H	5	1.66
(1,33)	1:A:55:SER:OG	2:B:99:HIS:HA	5	1.66
(1,33)	1:A:55:SER:OG	2:B:99:HIS:HB2	5	1.66
(1,33)	1:A:55:SER:OG	2:B:99:HIS:HB3	5	1.66
(1,33)	1:A:55:SER:OG	2:B:99:HIS:HD1	5	1.66
(1,33)	1:A:55:SER:OG	2:B:99:HIS:HD2	5	1.66
(1,33)	1:A:55:SER:OG	2:B:99:HIS:HE1	5	1.66
(1,33)	1:A:55:SER:OG	2:B:99:HIS:HE2	5	1.66
(1,33)	1:A:55:SER:OG	2:B:99:HIS:N	5	1.66
(1,33)	1:A:55:SER:OG	2:B:99:HIS:ND1	5	1.66
(1,33)	1:A:55:SER:OG	2:B:99:HIS:NE2	5	1.66
(1,33)	1:A:55:SER:OG	2:B:99:HIS:O	5	1.66
(1,33)	1:A:55:SER:OG	2:B:101:VAL:C	5	1.66
(1,33)	1:A:55:SER:OG	2:B:101:VAL:CA	5	1.66
(1,33)	1:A:55:SER:OG	2:B:101:VAL:CB	5	1.66
(1,33)	1:A:55:SER:OG	2:B:101:VAL:CG1	5	1.66
(1,33)	1:A:55:SER:OG	2:B:101:VAL:CG2	5	1.66
(1,33)	1:A:55:SER:OG	2:B:101:VAL:H	5	1.66
(1,33)	1:A:55:SER:OG	2:B:101:VAL:HA	5	1.66
(1,33)	1:A:55:SER:OG	2:B:101:VAL:HB	5	1.66

*Continued on next page...*

*Continued from previous page...*

Key	Atom-1	Atom-2	Model ID	Violation (Å)
(1,33)	1:A:55:SER:OG	2:B:101:VAL:HG11	5	1.66
(1,33)	1:A:55:SER:OG	2:B:101:VAL:HG12	5	1.66
(1,33)	1:A:55:SER:OG	2:B:101:VAL:HG13	5	1.66
(1,33)	1:A:55:SER:OG	2:B:101:VAL:HG21	5	1.66
(1,33)	1:A:55:SER:OG	2:B:101:VAL:HG22	5	1.66
(1,33)	1:A:55:SER:OG	2:B:101:VAL:HG23	5	1.66
(1,33)	1:A:55:SER:OG	2:B:101:VAL:N	5	1.66
(1,33)	1:A:55:SER:OG	2:B:101:VAL:O	5	1.66
(1,37)	1:A:104:ARG:C	2:B:75:ILE:C	12	1.55
(1,37)	1:A:104:ARG:C	2:B:75:ILE:CA	12	1.55
(1,37)	1:A:104:ARG:C	2:B:75:ILE:CB	12	1.55
(1,37)	1:A:104:ARG:C	2:B:75:ILE:CD1	12	1.55
(1,37)	1:A:104:ARG:C	2:B:75:ILE:CG1	12	1.55
(1,37)	1:A:104:ARG:C	2:B:75:ILE:CG2	12	1.55
(1,37)	1:A:104:ARG:C	2:B:75:ILE:H	12	1.55
(1,37)	1:A:104:ARG:C	2:B:75:ILE:HA	12	1.55
(1,37)	1:A:104:ARG:C	2:B:75:ILE:HB	12	1.55
(1,37)	1:A:104:ARG:C	2:B:75:ILE:HD11	12	1.55
(1,37)	1:A:104:ARG:C	2:B:75:ILE:HD12	12	1.55
(1,37)	1:A:104:ARG:C	2:B:75:ILE:HD13	12	1.55
(1,37)	1:A:104:ARG:C	2:B:75:ILE:HG12	12	1.55
(1,37)	1:A:104:ARG:C	2:B:75:ILE:HG13	12	1.55
(1,37)	1:A:104:ARG:C	2:B:75:ILE:HG21	12	1.55
(1,37)	1:A:104:ARG:C	2:B:75:ILE:HG22	12	1.55
(1,37)	1:A:104:ARG:C	2:B:75:ILE:HG23	12	1.55
(1,37)	1:A:104:ARG:C	2:B:75:ILE:N	12	1.55
(1,37)	1:A:104:ARG:C	2:B:75:ILE:O	12	1.55
(1,37)	1:A:104:ARG:C	2:B:77:ALA:C	12	1.55
(1,37)	1:A:104:ARG:C	2:B:77:ALA:CA	12	1.55
(1,37)	1:A:104:ARG:C	2:B:77:ALA:CB	12	1.55
(1,37)	1:A:104:ARG:C	2:B:77:ALA:H	12	1.55
(1,37)	1:A:104:ARG:C	2:B:77:ALA:HA	12	1.55
(1,37)	1:A:104:ARG:C	2:B:77:ALA:HB1	12	1.55
(1,37)	1:A:104:ARG:C	2:B:77:ALA:HB2	12	1.55
(1,37)	1:A:104:ARG:C	2:B:77:ALA:HB3	12	1.55
(1,37)	1:A:104:ARG:C	2:B:77:ALA:N	12	1.55
(1,37)	1:A:104:ARG:C	2:B:77:ALA:O	12	1.55
(1,37)	1:A:104:ARG:C	2:B:78:GLY:C	12	1.55
(1,37)	1:A:104:ARG:C	2:B:78:GLY:CA	12	1.55
(1,37)	1:A:104:ARG:C	2:B:78:GLY:H	12	1.55
(1,37)	1:A:104:ARG:C	2:B:78:GLY:HA2	12	1.55
(1,37)	1:A:104:ARG:C	2:B:78:GLY:HA3	12	1.55

*Continued on next page...*

*Continued from previous page...*

Key	Atom-1	Atom-2	Model ID	Violation (Å)
(1,37)	1:A:104:ARG:C	2:B:78:GLY:N	12	1.55
(1,37)	1:A:104:ARG:C	2:B:78:GLY:O	12	1.55
(1,37)	1:A:104:ARG:C	2:B:79:LYS:C	12	1.55
(1,37)	1:A:104:ARG:C	2:B:79:LYS:CA	12	1.55
(1,37)	1:A:104:ARG:C	2:B:79:LYS:CB	12	1.55
(1,37)	1:A:104:ARG:C	2:B:79:LYS:CD	12	1.55
(1,37)	1:A:104:ARG:C	2:B:79:LYS:CE	12	1.55
(1,37)	1:A:104:ARG:C	2:B:79:LYS:CG	12	1.55
(1,37)	1:A:104:ARG:C	2:B:79:LYS:H	12	1.55
(1,37)	1:A:104:ARG:C	2:B:79:LYS:HA	12	1.55
(1,37)	1:A:104:ARG:C	2:B:79:LYS:HB2	12	1.55
(1,37)	1:A:104:ARG:C	2:B:79:LYS:HB3	12	1.55
(1,37)	1:A:104:ARG:C	2:B:79:LYS:HD2	12	1.55
(1,37)	1:A:104:ARG:C	2:B:79:LYS:HD3	12	1.55
(1,37)	1:A:104:ARG:C	2:B:79:LYS:HE2	12	1.55
(1,37)	1:A:104:ARG:C	2:B:79:LYS:HE3	12	1.55
(1,37)	1:A:104:ARG:C	2:B:79:LYS:HG2	12	1.55
(1,37)	1:A:104:ARG:C	2:B:79:LYS:HG3	12	1.55
(1,37)	1:A:104:ARG:C	2:B:79:LYS:HZ1	12	1.55
(1,37)	1:A:104:ARG:C	2:B:79:LYS:HZ2	12	1.55
(1,37)	1:A:104:ARG:C	2:B:79:LYS:HZ3	12	1.55
(1,37)	1:A:104:ARG:C	2:B:79:LYS:N	12	1.55
(1,37)	1:A:104:ARG:C	2:B:79:LYS:NZ	12	1.55
(1,37)	1:A:104:ARG:C	2:B:79:LYS:O	12	1.55
(1,37)	1:A:104:ARG:C	2:B:80:ILE:C	12	1.55
(1,37)	1:A:104:ARG:C	2:B:80:ILE:CA	12	1.55
(1,37)	1:A:104:ARG:C	2:B:80:ILE:CB	12	1.55
(1,37)	1:A:104:ARG:C	2:B:80:ILE:CD1	12	1.55
(1,37)	1:A:104:ARG:C	2:B:80:ILE:CG1	12	1.55
(1,37)	1:A:104:ARG:C	2:B:80:ILE:CG2	12	1.55
(1,37)	1:A:104:ARG:C	2:B:80:ILE:H	12	1.55
(1,37)	1:A:104:ARG:C	2:B:80:ILE:HA	12	1.55
(1,37)	1:A:104:ARG:C	2:B:80:ILE:HB	12	1.55
(1,37)	1:A:104:ARG:C	2:B:80:ILE:HD11	12	1.55
(1,37)	1:A:104:ARG:C	2:B:80:ILE:HD12	12	1.55
(1,37)	1:A:104:ARG:C	2:B:80:ILE:HD13	12	1.55
(1,37)	1:A:104:ARG:C	2:B:80:ILE:HG12	12	1.55
(1,37)	1:A:104:ARG:C	2:B:80:ILE:HG13	12	1.55
(1,37)	1:A:104:ARG:C	2:B:80:ILE:HG21	12	1.55
(1,37)	1:A:104:ARG:C	2:B:80:ILE:HG22	12	1.55
(1,37)	1:A:104:ARG:C	2:B:80:ILE:HG23	12	1.55
(1,37)	1:A:104:ARG:C	2:B:80:ILE:N	12	1.55

*Continued on next page...*

*Continued from previous page...*

Key	Atom-1	Atom-2	Model ID	Violation (Å)
(1,37)	1:A:104:ARG:C	2:B:80:ILE:O	12	1.55
(1,37)	1:A:104:ARG:C	2:B:84:GLN:C	12	1.55
(1,37)	1:A:104:ARG:C	2:B:84:GLN:CA	12	1.55
(1,37)	1:A:104:ARG:C	2:B:84:GLN:CB	12	1.55
(1,37)	1:A:104:ARG:C	2:B:84:GLN:CD	12	1.55
(1,37)	1:A:104:ARG:C	2:B:84:GLN:CG	12	1.55
(1,37)	1:A:104:ARG:C	2:B:84:GLN:H	12	1.55
(1,37)	1:A:104:ARG:C	2:B:84:GLN:HA	12	1.55
(1,37)	1:A:104:ARG:C	2:B:84:GLN:HB2	12	1.55
(1,37)	1:A:104:ARG:C	2:B:84:GLN:HB3	12	1.55
(1,37)	1:A:104:ARG:C	2:B:84:GLN:HE21	12	1.55
(1,37)	1:A:104:ARG:C	2:B:84:GLN:HE22	12	1.55
(1,37)	1:A:104:ARG:C	2:B:84:GLN:HG2	12	1.55
(1,37)	1:A:104:ARG:C	2:B:84:GLN:HG3	12	1.55
(1,37)	1:A:104:ARG:C	2:B:84:GLN:N	12	1.55
(1,37)	1:A:104:ARG:C	2:B:84:GLN:NE2	12	1.55
(1,37)	1:A:104:ARG:C	2:B:84:GLN:O	12	1.55
(1,37)	1:A:104:ARG:C	2:B:84:GLN:OE1	12	1.55
(1,37)	1:A:104:ARG:C	2:B:97:THR:C	12	1.55
(1,37)	1:A:104:ARG:C	2:B:97:THR:CA	12	1.55
(1,37)	1:A:104:ARG:C	2:B:97:THR:CB	12	1.55
(1,37)	1:A:104:ARG:C	2:B:97:THR:CG2	12	1.55
(1,37)	1:A:104:ARG:C	2:B:97:THR:H	12	1.55
(1,37)	1:A:104:ARG:C	2:B:97:THR:HA	12	1.55
(1,37)	1:A:104:ARG:C	2:B:97:THR:HB	12	1.55
(1,37)	1:A:104:ARG:C	2:B:97:THR:HG1	12	1.55
(1,37)	1:A:104:ARG:C	2:B:97:THR:HG21	12	1.55
(1,37)	1:A:104:ARG:C	2:B:97:THR:HG22	12	1.55
(1,37)	1:A:104:ARG:C	2:B:97:THR:HG23	12	1.55
(1,37)	1:A:104:ARG:C	2:B:97:THR:N	12	1.55
(1,37)	1:A:104:ARG:C	2:B:97:THR:O	12	1.55
(1,37)	1:A:104:ARG:C	2:B:97:THR:OG1	12	1.55
(1,37)	1:A:104:ARG:C	2:B:99:HIS:C	12	1.55
(1,37)	1:A:104:ARG:C	2:B:99:HIS:CA	12	1.55
(1,37)	1:A:104:ARG:C	2:B:99:HIS:CB	12	1.55
(1,37)	1:A:104:ARG:C	2:B:99:HIS:CD2	12	1.55
(1,37)	1:A:104:ARG:C	2:B:99:HIS:CE1	12	1.55
(1,37)	1:A:104:ARG:C	2:B:99:HIS:CG	12	1.55
(1,37)	1:A:104:ARG:C	2:B:99:HIS:H	12	1.55
(1,37)	1:A:104:ARG:C	2:B:99:HIS:HA	12	1.55
(1,37)	1:A:104:ARG:C	2:B:99:HIS:HB2	12	1.55
(1,37)	1:A:104:ARG:C	2:B:99:HIS:HB3	12	1.55

*Continued on next page...*



*Continued from previous page...*

Key	Atom-1	Atom-2	Model ID	Violation (Å)
(1,37)	1:A:104:ARG:C	2:B:99:HIS:HD1	12	1.55
(1,37)	1:A:104:ARG:C	2:B:99:HIS:HD2	12	1.55
(1,37)	1:A:104:ARG:C	2:B:99:HIS:HE1	12	1.55
(1,37)	1:A:104:ARG:C	2:B:99:HIS:HE2	12	1.55
(1,37)	1:A:104:ARG:C	2:B:99:HIS:N	12	1.55
(1,37)	1:A:104:ARG:C	2:B:99:HIS:ND1	12	1.55
(1,37)	1:A:104:ARG:C	2:B:99:HIS:NE2	12	1.55
(1,37)	1:A:104:ARG:C	2:B:99:HIS:O	12	1.55
(1,37)	1:A:104:ARG:C	2:B:101:VAL:C	12	1.55
(1,37)	1:A:104:ARG:C	2:B:101:VAL:CA	12	1.55
(1,37)	1:A:104:ARG:C	2:B:101:VAL:CB	12	1.55
(1,37)	1:A:104:ARG:C	2:B:101:VAL:CG1	12	1.55
(1,37)	1:A:104:ARG:C	2:B:101:VAL:CG2	12	1.55
(1,37)	1:A:104:ARG:C	2:B:101:VAL:H	12	1.55
(1,37)	1:A:104:ARG:C	2:B:101:VAL:HA	12	1.55
(1,37)	1:A:104:ARG:C	2:B:101:VAL:HB	12	1.55
(1,37)	1:A:104:ARG:C	2:B:101:VAL:HG11	12	1.55
(1,37)	1:A:104:ARG:C	2:B:101:VAL:HG12	12	1.55
(1,37)	1:A:104:ARG:C	2:B:101:VAL:HG13	12	1.55
(1,37)	1:A:104:ARG:C	2:B:101:VAL:HG21	12	1.55
(1,37)	1:A:104:ARG:C	2:B:101:VAL:HG22	12	1.55
(1,37)	1:A:104:ARG:C	2:B:101:VAL:HG23	12	1.55
(1,37)	1:A:104:ARG:C	2:B:101:VAL:N	12	1.55
(1,37)	1:A:104:ARG:C	2:B:101:VAL:O	12	1.55
(1,37)	1:A:104:ARG:CA	2:B:75:ILE:C	12	1.55
(1,37)	1:A:104:ARG:CA	2:B:75:ILE:CA	12	1.55
(1,37)	1:A:104:ARG:CA	2:B:75:ILE:CB	12	1.55
(1,37)	1:A:104:ARG:CA	2:B:75:ILE:CD1	12	1.55
(1,37)	1:A:104:ARG:CA	2:B:75:ILE:CG1	12	1.55
(1,37)	1:A:104:ARG:CA	2:B:75:ILE:CG2	12	1.55
(1,37)	1:A:104:ARG:CA	2:B:75:ILE:H	12	1.55
(1,37)	1:A:104:ARG:CA	2:B:75:ILE:HA	12	1.55
(1,37)	1:A:104:ARG:CA	2:B:75:ILE:HB	12	1.55
(1,37)	1:A:104:ARG:CA	2:B:75:ILE:HD11	12	1.55
(1,37)	1:A:104:ARG:CA	2:B:75:ILE:HD12	12	1.55
(1,37)	1:A:104:ARG:CA	2:B:75:ILE:HD13	12	1.55
(1,37)	1:A:104:ARG:CA	2:B:75:ILE:HG12	12	1.55
(1,37)	1:A:104:ARG:CA	2:B:75:ILE:HG13	12	1.55
(1,37)	1:A:104:ARG:CA	2:B:75:ILE:HG21	12	1.55
(1,37)	1:A:104:ARG:CA	2:B:75:ILE:HG22	12	1.55
(1,37)	1:A:104:ARG:CA	2:B:75:ILE:HG23	12	1.55
(1,37)	1:A:104:ARG:CA	2:B:75:ILE:N	12	1.55

*Continued on next page...*

*Continued from previous page...*

Key	Atom-1	Atom-2	Model ID	Violation (Å)
(1,37)	1:A:104:ARG:CA	2:B:75:ILE:O	12	1.55
(1,37)	1:A:104:ARG:CA	2:B:77:ALA:C	12	1.55
(1,37)	1:A:104:ARG:CA	2:B:77:ALA:CA	12	1.55
(1,37)	1:A:104:ARG:CA	2:B:77:ALA:CB	12	1.55
(1,37)	1:A:104:ARG:CA	2:B:77:ALA:H	12	1.55
(1,37)	1:A:104:ARG:CA	2:B:77:ALA:HA	12	1.55
(1,37)	1:A:104:ARG:CA	2:B:77:ALA:HB1	12	1.55
(1,37)	1:A:104:ARG:CA	2:B:77:ALA:HB2	12	1.55
(1,37)	1:A:104:ARG:CA	2:B:77:ALA:HB3	12	1.55
(1,37)	1:A:104:ARG:CA	2:B:77:ALA:N	12	1.55
(1,37)	1:A:104:ARG:CA	2:B:77:ALA:O	12	1.55
(1,37)	1:A:104:ARG:CA	2:B:78:GLY:C	12	1.55
(1,37)	1:A:104:ARG:CA	2:B:78:GLY:CA	12	1.55
(1,37)	1:A:104:ARG:CA	2:B:78:GLY:H	12	1.55
(1,37)	1:A:104:ARG:CA	2:B:78:GLY:HA2	12	1.55
(1,37)	1:A:104:ARG:CA	2:B:78:GLY:HA3	12	1.55
(1,37)	1:A:104:ARG:CA	2:B:78:GLY:N	12	1.55
(1,37)	1:A:104:ARG:CA	2:B:78:GLY:O	12	1.55
(1,37)	1:A:104:ARG:CA	2:B:79:LYS:C	12	1.55
(1,37)	1:A:104:ARG:CA	2:B:79:LYS:CA	12	1.55
(1,37)	1:A:104:ARG:CA	2:B:79:LYS:CB	12	1.55
(1,37)	1:A:104:ARG:CA	2:B:79:LYS:CD	12	1.55
(1,37)	1:A:104:ARG:CA	2:B:79:LYS:CE	12	1.55
(1,37)	1:A:104:ARG:CA	2:B:79:LYS:CG	12	1.55
(1,37)	1:A:104:ARG:CA	2:B:79:LYS:H	12	1.55
(1,37)	1:A:104:ARG:CA	2:B:79:LYS:HA	12	1.55
(1,37)	1:A:104:ARG:CA	2:B:79:LYS:HB2	12	1.55
(1,37)	1:A:104:ARG:CA	2:B:79:LYS:HB3	12	1.55
(1,37)	1:A:104:ARG:CA	2:B:79:LYS:HD2	12	1.55
(1,37)	1:A:104:ARG:CA	2:B:79:LYS:HD3	12	1.55
(1,37)	1:A:104:ARG:CA	2:B:79:LYS:HE2	12	1.55
(1,37)	1:A:104:ARG:CA	2:B:79:LYS:HE3	12	1.55
(1,37)	1:A:104:ARG:CA	2:B:79:LYS:HG2	12	1.55
(1,37)	1:A:104:ARG:CA	2:B:79:LYS:HG3	12	1.55
(1,37)	1:A:104:ARG:CA	2:B:79:LYS:HZ1	12	1.55
(1,37)	1:A:104:ARG:CA	2:B:79:LYS:HZ2	12	1.55
(1,37)	1:A:104:ARG:CA	2:B:79:LYS:HZ3	12	1.55
(1,37)	1:A:104:ARG:CA	2:B:79:LYS:N	12	1.55
(1,37)	1:A:104:ARG:CA	2:B:79:LYS:NZ	12	1.55
(1,37)	1:A:104:ARG:CA	2:B:79:LYS:O	12	1.55
(1,37)	1:A:104:ARG:CA	2:B:80:ILE:C	12	1.55
(1,37)	1:A:104:ARG:CA	2:B:80:ILE:CA	12	1.55

*Continued on next page...*

*Continued from previous page...*

Key	Atom-1	Atom-2	Model ID	Violation (Å)
(1,37)	1:A:104:ARG:CA	2:B:80:ILE:CB	12	1.55
(1,37)	1:A:104:ARG:CA	2:B:80:ILE:CD1	12	1.55
(1,37)	1:A:104:ARG:CA	2:B:80:ILE:CG1	12	1.55
(1,37)	1:A:104:ARG:CA	2:B:80:ILE:CG2	12	1.55
(1,37)	1:A:104:ARG:CA	2:B:80:ILE:H	12	1.55
(1,37)	1:A:104:ARG:CA	2:B:80:ILE:HA	12	1.55
(1,37)	1:A:104:ARG:CA	2:B:80:ILE:HB	12	1.55
(1,37)	1:A:104:ARG:CA	2:B:80:ILE:HD11	12	1.55
(1,37)	1:A:104:ARG:CA	2:B:80:ILE:HD12	12	1.55
(1,37)	1:A:104:ARG:CA	2:B:80:ILE:HD13	12	1.55
(1,37)	1:A:104:ARG:CA	2:B:80:ILE:HG12	12	1.55
(1,37)	1:A:104:ARG:CA	2:B:80:ILE:HG13	12	1.55
(1,37)	1:A:104:ARG:CA	2:B:80:ILE:HG21	12	1.55
(1,37)	1:A:104:ARG:CA	2:B:80:ILE:HG22	12	1.55
(1,37)	1:A:104:ARG:CA	2:B:80:ILE:HG23	12	1.55
(1,37)	1:A:104:ARG:CA	2:B:80:ILE:N	12	1.55
(1,37)	1:A:104:ARG:CA	2:B:80:ILE:O	12	1.55
(1,37)	1:A:104:ARG:CA	2:B:84:GLN:C	12	1.55
(1,37)	1:A:104:ARG:CA	2:B:84:GLN:CA	12	1.55
(1,37)	1:A:104:ARG:CA	2:B:84:GLN:CB	12	1.55
(1,37)	1:A:104:ARG:CA	2:B:84:GLN:CD	12	1.55
(1,37)	1:A:104:ARG:CA	2:B:84:GLN:CG	12	1.55
(1,37)	1:A:104:ARG:CA	2:B:84:GLN:H	12	1.55
(1,37)	1:A:104:ARG:CA	2:B:84:GLN:HA	12	1.55
(1,37)	1:A:104:ARG:CA	2:B:84:GLN:HB2	12	1.55
(1,37)	1:A:104:ARG:CA	2:B:84:GLN:HB3	12	1.55
(1,37)	1:A:104:ARG:CA	2:B:84:GLN:HE21	12	1.55
(1,37)	1:A:104:ARG:CA	2:B:84:GLN:HE22	12	1.55
(1,37)	1:A:104:ARG:CA	2:B:84:GLN:HG2	12	1.55
(1,37)	1:A:104:ARG:CA	2:B:84:GLN:HG3	12	1.55
(1,37)	1:A:104:ARG:CA	2:B:84:GLN:N	12	1.55
(1,37)	1:A:104:ARG:CA	2:B:84:GLN:NE2	12	1.55
(1,37)	1:A:104:ARG:CA	2:B:84:GLN:O	12	1.55
(1,37)	1:A:104:ARG:CA	2:B:84:GLN:OE1	12	1.55
(1,37)	1:A:104:ARG:CA	2:B:97:THR:C	12	1.55
(1,37)	1:A:104:ARG:CA	2:B:97:THR:CA	12	1.55
(1,37)	1:A:104:ARG:CA	2:B:97:THR:CB	12	1.55
(1,37)	1:A:104:ARG:CA	2:B:97:THR:CG2	12	1.55
(1,37)	1:A:104:ARG:CA	2:B:97:THR:H	12	1.55
(1,37)	1:A:104:ARG:CA	2:B:97:THR:HA	12	1.55
(1,37)	1:A:104:ARG:CA	2:B:97:THR:HB	12	1.55
(1,37)	1:A:104:ARG:CA	2:B:97:THR:HG1	12	1.55

*Continued on next page...*

*Continued from previous page...*

Key	Atom-1	Atom-2	Model ID	Violation (Å)
(1,37)	1:A:104:ARG:CA	2:B:97:THR:HG21	12	1.55
(1,37)	1:A:104:ARG:CA	2:B:97:THR:HG22	12	1.55
(1,37)	1:A:104:ARG:CA	2:B:97:THR:HG23	12	1.55
(1,37)	1:A:104:ARG:CA	2:B:97:THR:N	12	1.55
(1,37)	1:A:104:ARG:CA	2:B:97:THR:O	12	1.55
(1,37)	1:A:104:ARG:CA	2:B:97:THR:OG1	12	1.55
(1,37)	1:A:104:ARG:CA	2:B:99:HIS:C	12	1.55
(1,37)	1:A:104:ARG:CA	2:B:99:HIS:CA	12	1.55
(1,37)	1:A:104:ARG:CA	2:B:99:HIS:CB	12	1.55
(1,37)	1:A:104:ARG:CA	2:B:99:HIS:CD2	12	1.55
(1,37)	1:A:104:ARG:CA	2:B:99:HIS:CE1	12	1.55
(1,37)	1:A:104:ARG:CA	2:B:99:HIS:CG	12	1.55
(1,37)	1:A:104:ARG:CA	2:B:99:HIS:H	12	1.55
(1,37)	1:A:104:ARG:CA	2:B:99:HIS:HA	12	1.55
(1,37)	1:A:104:ARG:CA	2:B:99:HIS:HB2	12	1.55
(1,37)	1:A:104:ARG:CA	2:B:99:HIS:HB3	12	1.55
(1,37)	1:A:104:ARG:CA	2:B:99:HIS:HD1	12	1.55
(1,37)	1:A:104:ARG:CA	2:B:99:HIS:HD2	12	1.55
(1,37)	1:A:104:ARG:CA	2:B:99:HIS:HE1	12	1.55
(1,37)	1:A:104:ARG:CA	2:B:99:HIS:HE2	12	1.55
(1,37)	1:A:104:ARG:CA	2:B:99:HIS:N	12	1.55
(1,37)	1:A:104:ARG:CA	2:B:99:HIS:ND1	12	1.55
(1,37)	1:A:104:ARG:CA	2:B:99:HIS:NE2	12	1.55
(1,37)	1:A:104:ARG:CA	2:B:99:HIS:O	12	1.55
(1,37)	1:A:104:ARG:CA	2:B:101:VAL:C	12	1.55
(1,37)	1:A:104:ARG:CA	2:B:101:VAL:CA	12	1.55
(1,37)	1:A:104:ARG:CA	2:B:101:VAL:CB	12	1.55
(1,37)	1:A:104:ARG:CA	2:B:101:VAL:CG1	12	1.55
(1,37)	1:A:104:ARG:CA	2:B:101:VAL:CG2	12	1.55
(1,37)	1:A:104:ARG:CA	2:B:101:VAL:H	12	1.55
(1,37)	1:A:104:ARG:CA	2:B:101:VAL:HA	12	1.55
(1,37)	1:A:104:ARG:CA	2:B:101:VAL:HB	12	1.55
(1,37)	1:A:104:ARG:CA	2:B:101:VAL:HG11	12	1.55
(1,37)	1:A:104:ARG:CA	2:B:101:VAL:HG12	12	1.55
(1,37)	1:A:104:ARG:CA	2:B:101:VAL:HG13	12	1.55
(1,37)	1:A:104:ARG:CA	2:B:101:VAL:HG21	12	1.55
(1,37)	1:A:104:ARG:CA	2:B:101:VAL:HG22	12	1.55
(1,37)	1:A:104:ARG:CA	2:B:101:VAL:HG23	12	1.55
(1,37)	1:A:104:ARG:CA	2:B:101:VAL:N	12	1.55
(1,37)	1:A:104:ARG:CA	2:B:101:VAL:O	12	1.55
(1,37)	1:A:104:ARG:CB	2:B:75:ILE:C	12	1.55
(1,37)	1:A:104:ARG:CB	2:B:75:ILE:CA	12	1.55

*Continued on next page...*

*Continued from previous page...*

Key	Atom-1	Atom-2	Model ID	Violation (Å)
(1,37)	1:A:104:ARG:CB	2:B:75:ILE:CB	12	1.55
(1,37)	1:A:104:ARG:CB	2:B:75:ILE:CD1	12	1.55
(1,37)	1:A:104:ARG:CB	2:B:75:ILE:CG1	12	1.55
(1,37)	1:A:104:ARG:CB	2:B:75:ILE:CG2	12	1.55
(1,37)	1:A:104:ARG:CB	2:B:75:ILE:H	12	1.55
(1,37)	1:A:104:ARG:CB	2:B:75:ILE:HA	12	1.55
(1,37)	1:A:104:ARG:CB	2:B:75:ILE:HB	12	1.55
(1,37)	1:A:104:ARG:CB	2:B:75:ILE:HD11	12	1.55
(1,37)	1:A:104:ARG:CB	2:B:75:ILE:HD12	12	1.55
(1,37)	1:A:104:ARG:CB	2:B:75:ILE:HD13	12	1.55
(1,37)	1:A:104:ARG:CB	2:B:75:ILE:HG12	12	1.55
(1,37)	1:A:104:ARG:CB	2:B:75:ILE:HG13	12	1.55
(1,37)	1:A:104:ARG:CB	2:B:75:ILE:HG21	12	1.55
(1,37)	1:A:104:ARG:CB	2:B:75:ILE:HG22	12	1.55
(1,37)	1:A:104:ARG:CB	2:B:75:ILE:HG23	12	1.55
(1,37)	1:A:104:ARG:CB	2:B:75:ILE:N	12	1.55
(1,37)	1:A:104:ARG:CB	2:B:75:ILE:O	12	1.55
(1,37)	1:A:104:ARG:CB	2:B:77:ALA:C	12	1.55
(1,37)	1:A:104:ARG:CB	2:B:77:ALA:CA	12	1.55
(1,37)	1:A:104:ARG:CB	2:B:77:ALA:CB	12	1.55
(1,37)	1:A:104:ARG:CB	2:B:77:ALA:H	12	1.55
(1,37)	1:A:104:ARG:CB	2:B:77:ALA:HA	12	1.55
(1,37)	1:A:104:ARG:CB	2:B:77:ALA:HB1	12	1.55
(1,37)	1:A:104:ARG:CB	2:B:77:ALA:HB2	12	1.55
(1,37)	1:A:104:ARG:CB	2:B:77:ALA:HB3	12	1.55
(1,37)	1:A:104:ARG:CB	2:B:77:ALA:N	12	1.55
(1,37)	1:A:104:ARG:CB	2:B:77:ALA:O	12	1.55
(1,37)	1:A:104:ARG:CB	2:B:78:GLY:C	12	1.55
(1,37)	1:A:104:ARG:CB	2:B:78:GLY:CA	12	1.55
(1,37)	1:A:104:ARG:CB	2:B:78:GLY:H	12	1.55
(1,37)	1:A:104:ARG:CB	2:B:78:GLY:HA2	12	1.55
(1,37)	1:A:104:ARG:CB	2:B:78:GLY:HA3	12	1.55
(1,37)	1:A:104:ARG:CB	2:B:78:GLY:N	12	1.55
(1,37)	1:A:104:ARG:CB	2:B:78:GLY:O	12	1.55
(1,37)	1:A:104:ARG:CB	2:B:79:LYS:C	12	1.55
(1,37)	1:A:104:ARG:CB	2:B:79:LYS:CA	12	1.55
(1,37)	1:A:104:ARG:CB	2:B:79:LYS:CB	12	1.55
(1,37)	1:A:104:ARG:CB	2:B:79:LYS:CD	12	1.55
(1,37)	1:A:104:ARG:CB	2:B:79:LYS:CE	12	1.55
(1,37)	1:A:104:ARG:CB	2:B:79:LYS:CG	12	1.55
(1,37)	1:A:104:ARG:CB	2:B:79:LYS:H	12	1.55
(1,37)	1:A:104:ARG:CB	2:B:79:LYS:HA	12	1.55

*Continued on next page...*

*Continued from previous page...*

Key	Atom-1	Atom-2	Model ID	Violation (Å)
(1,37)	1:A:104:ARG:CB	2:B:79:LYS:HB2	12	1.55
(1,37)	1:A:104:ARG:CB	2:B:79:LYS:HB3	12	1.55
(1,37)	1:A:104:ARG:CB	2:B:79:LYS:HD2	12	1.55
(1,37)	1:A:104:ARG:CB	2:B:79:LYS:HD3	12	1.55
(1,37)	1:A:104:ARG:CB	2:B:79:LYS:HE2	12	1.55
(1,37)	1:A:104:ARG:CB	2:B:79:LYS:HE3	12	1.55
(1,37)	1:A:104:ARG:CB	2:B:79:LYS:HG2	12	1.55
(1,37)	1:A:104:ARG:CB	2:B:79:LYS:HG3	12	1.55
(1,37)	1:A:104:ARG:CB	2:B:79:LYS:HZ1	12	1.55
(1,37)	1:A:104:ARG:CB	2:B:79:LYS:HZ2	12	1.55
(1,37)	1:A:104:ARG:CB	2:B:79:LYS:HZ3	12	1.55
(1,37)	1:A:104:ARG:CB	2:B:79:LYS:N	12	1.55
(1,37)	1:A:104:ARG:CB	2:B:79:LYS:NZ	12	1.55
(1,37)	1:A:104:ARG:CB	2:B:79:LYS:O	12	1.55
(1,37)	1:A:104:ARG:CB	2:B:80:ILE:C	12	1.55
(1,37)	1:A:104:ARG:CB	2:B:80:ILE:CA	12	1.55
(1,37)	1:A:104:ARG:CB	2:B:80:ILE:CB	12	1.55
(1,37)	1:A:104:ARG:CB	2:B:80:ILE:CD1	12	1.55
(1,37)	1:A:104:ARG:CB	2:B:80:ILE:CG1	12	1.55
(1,37)	1:A:104:ARG:CB	2:B:80:ILE:CG2	12	1.55
(1,37)	1:A:104:ARG:CB	2:B:80:ILE:H	12	1.55
(1,37)	1:A:104:ARG:CB	2:B:80:ILE:HA	12	1.55
(1,37)	1:A:104:ARG:CB	2:B:80:ILE:HB	12	1.55
(1,37)	1:A:104:ARG:CB	2:B:80:ILE:HD11	12	1.55
(1,37)	1:A:104:ARG:CB	2:B:80:ILE:HD12	12	1.55
(1,37)	1:A:104:ARG:CB	2:B:80:ILE:HD13	12	1.55
(1,37)	1:A:104:ARG:CB	2:B:80:ILE:HG12	12	1.55
(1,37)	1:A:104:ARG:CB	2:B:80:ILE:HG13	12	1.55
(1,37)	1:A:104:ARG:CB	2:B:80:ILE:HG21	12	1.55
(1,37)	1:A:104:ARG:CB	2:B:80:ILE:HG22	12	1.55
(1,37)	1:A:104:ARG:CB	2:B:80:ILE:HG23	12	1.55
(1,37)	1:A:104:ARG:CB	2:B:80:ILE:N	12	1.55
(1,37)	1:A:104:ARG:CB	2:B:80:ILE:O	12	1.55
(1,37)	1:A:104:ARG:CB	2:B:84:GLN:C	12	1.55
(1,37)	1:A:104:ARG:CB	2:B:84:GLN:CA	12	1.55
(1,37)	1:A:104:ARG:CB	2:B:84:GLN:CB	12	1.55
(1,37)	1:A:104:ARG:CB	2:B:84:GLN:CD	12	1.55
(1,37)	1:A:104:ARG:CB	2:B:84:GLN:CG	12	1.55
(1,37)	1:A:104:ARG:CB	2:B:84:GLN:H	12	1.55
(1,37)	1:A:104:ARG:CB	2:B:84:GLN:HA	12	1.55
(1,37)	1:A:104:ARG:CB	2:B:84:GLN:HB2	12	1.55
(1,37)	1:A:104:ARG:CB	2:B:84:GLN:HB3	12	1.55

*Continued on next page...*

*Continued from previous page...*

Key	Atom-1	Atom-2	Model ID	Violation (Å)
(1,37)	1:A:104:ARG:CB	2:B:84:GLN:HE21	12	1.55
(1,37)	1:A:104:ARG:CB	2:B:84:GLN:HE22	12	1.55
(1,37)	1:A:104:ARG:CB	2:B:84:GLN:HG2	12	1.55
(1,37)	1:A:104:ARG:CB	2:B:84:GLN:HG3	12	1.55
(1,37)	1:A:104:ARG:CB	2:B:84:GLN:N	12	1.55
(1,37)	1:A:104:ARG:CB	2:B:84:GLN:NE2	12	1.55
(1,37)	1:A:104:ARG:CB	2:B:84:GLN:O	12	1.55
(1,37)	1:A:104:ARG:CB	2:B:84:GLN:OE1	12	1.55
(1,37)	1:A:104:ARG:CB	2:B:97:THR:C	12	1.55
(1,37)	1:A:104:ARG:CB	2:B:97:THR:CA	12	1.55
(1,37)	1:A:104:ARG:CB	2:B:97:THR:CB	12	1.55
(1,37)	1:A:104:ARG:CB	2:B:97:THR:CG2	12	1.55
(1,37)	1:A:104:ARG:CB	2:B:97:THR:H	12	1.55
(1,37)	1:A:104:ARG:CB	2:B:97:THR:HA	12	1.55
(1,37)	1:A:104:ARG:CB	2:B:97:THR:HB	12	1.55
(1,37)	1:A:104:ARG:CB	2:B:97:THR:HG1	12	1.55
(1,37)	1:A:104:ARG:CB	2:B:97:THR:HG21	12	1.55
(1,37)	1:A:104:ARG:CB	2:B:97:THR:HG22	12	1.55
(1,37)	1:A:104:ARG:CB	2:B:97:THR:HG23	12	1.55
(1,37)	1:A:104:ARG:CB	2:B:97:THR:N	12	1.55
(1,37)	1:A:104:ARG:CB	2:B:97:THR:O	12	1.55
(1,37)	1:A:104:ARG:CB	2:B:97:THR:OG1	12	1.55
(1,37)	1:A:104:ARG:CB	2:B:99:HIS:C	12	1.55
(1,37)	1:A:104:ARG:CB	2:B:99:HIS:CA	12	1.55
(1,37)	1:A:104:ARG:CB	2:B:99:HIS:CB	12	1.55
(1,37)	1:A:104:ARG:CB	2:B:99:HIS:CD2	12	1.55
(1,37)	1:A:104:ARG:CB	2:B:99:HIS:CE1	12	1.55
(1,37)	1:A:104:ARG:CB	2:B:99:HIS:CG	12	1.55
(1,37)	1:A:104:ARG:CB	2:B:99:HIS:H	12	1.55
(1,37)	1:A:104:ARG:CB	2:B:99:HIS:HA	12	1.55
(1,37)	1:A:104:ARG:CB	2:B:99:HIS:HB2	12	1.55
(1,37)	1:A:104:ARG:CB	2:B:99:HIS:HB3	12	1.55
(1,37)	1:A:104:ARG:CB	2:B:99:HIS:HD1	12	1.55
(1,37)	1:A:104:ARG:CB	2:B:99:HIS:HD2	12	1.55
(1,37)	1:A:104:ARG:CB	2:B:99:HIS:HE1	12	1.55
(1,37)	1:A:104:ARG:CB	2:B:99:HIS:HE2	12	1.55
(1,37)	1:A:104:ARG:CB	2:B:99:HIS:N	12	1.55
(1,37)	1:A:104:ARG:CB	2:B:99:HIS:ND1	12	1.55
(1,37)	1:A:104:ARG:CB	2:B:99:HIS:NE2	12	1.55
(1,37)	1:A:104:ARG:CB	2:B:99:HIS:O	12	1.55
(1,37)	1:A:104:ARG:CB	2:B:101:VAL:C	12	1.55
(1,37)	1:A:104:ARG:CB	2:B:101:VAL:CA	12	1.55

*Continued on next page...*

*Continued from previous page...*

Key	Atom-1	Atom-2	Model ID	Violation (Å)
(1,37)	1:A:104:ARG:CB	2:B:101:VAL:CB	12	1.55
(1,37)	1:A:104:ARG:CB	2:B:101:VAL:CG1	12	1.55
(1,37)	1:A:104:ARG:CB	2:B:101:VAL:CG2	12	1.55
(1,37)	1:A:104:ARG:CB	2:B:101:VAL:H	12	1.55
(1,37)	1:A:104:ARG:CB	2:B:101:VAL:HA	12	1.55
(1,37)	1:A:104:ARG:CB	2:B:101:VAL:HB	12	1.55
(1,37)	1:A:104:ARG:CB	2:B:101:VAL:HG11	12	1.55
(1,37)	1:A:104:ARG:CB	2:B:101:VAL:HG12	12	1.55
(1,37)	1:A:104:ARG:CB	2:B:101:VAL:HG13	12	1.55
(1,37)	1:A:104:ARG:CB	2:B:101:VAL:HG21	12	1.55
(1,37)	1:A:104:ARG:CB	2:B:101:VAL:HG22	12	1.55
(1,37)	1:A:104:ARG:CB	2:B:101:VAL:HG23	12	1.55
(1,37)	1:A:104:ARG:CB	2:B:101:VAL:N	12	1.55
(1,37)	1:A:104:ARG:CB	2:B:101:VAL:O	12	1.55
(1,37)	1:A:104:ARG:CD	2:B:75:ILE:C	12	1.55
(1,37)	1:A:104:ARG:CD	2:B:75:ILE:CA	12	1.55
(1,37)	1:A:104:ARG:CD	2:B:75:ILE:CB	12	1.55
(1,37)	1:A:104:ARG:CD	2:B:75:ILE:CD1	12	1.55
(1,37)	1:A:104:ARG:CD	2:B:75:ILE:CG1	12	1.55
(1,37)	1:A:104:ARG:CD	2:B:75:ILE:CG2	12	1.55
(1,37)	1:A:104:ARG:CD	2:B:75:ILE:H	12	1.55
(1,37)	1:A:104:ARG:CD	2:B:75:ILE:HA	12	1.55
(1,37)	1:A:104:ARG:CD	2:B:75:ILE:HB	12	1.55
(1,37)	1:A:104:ARG:CD	2:B:75:ILE:HD11	12	1.55
(1,37)	1:A:104:ARG:CD	2:B:75:ILE:HD12	12	1.55
(1,37)	1:A:104:ARG:CD	2:B:75:ILE:HD13	12	1.55
(1,37)	1:A:104:ARG:CD	2:B:75:ILE:HG12	12	1.55
(1,37)	1:A:104:ARG:CD	2:B:75:ILE:HG13	12	1.55
(1,37)	1:A:104:ARG:CD	2:B:75:ILE:HG21	12	1.55
(1,37)	1:A:104:ARG:CD	2:B:75:ILE:HG22	12	1.55
(1,37)	1:A:104:ARG:CD	2:B:75:ILE:HG23	12	1.55
(1,37)	1:A:104:ARG:CD	2:B:75:ILE:N	12	1.55
(1,37)	1:A:104:ARG:CD	2:B:75:ILE:O	12	1.55
(1,37)	1:A:104:ARG:CD	2:B:77:ALA:C	12	1.55
(1,37)	1:A:104:ARG:CD	2:B:77:ALA:CA	12	1.55
(1,37)	1:A:104:ARG:CD	2:B:77:ALA:CB	12	1.55
(1,37)	1:A:104:ARG:CD	2:B:77:ALA:H	12	1.55
(1,37)	1:A:104:ARG:CD	2:B:77:ALA:HA	12	1.55
(1,37)	1:A:104:ARG:CD	2:B:77:ALA:HB1	12	1.55
(1,37)	1:A:104:ARG:CD	2:B:77:ALA:HB2	12	1.55
(1,37)	1:A:104:ARG:CD	2:B:77:ALA:HB3	12	1.55
(1,37)	1:A:104:ARG:CD	2:B:77:ALA:N	12	1.55

*Continued on next page...*



*Continued from previous page...*

Key	Atom-1	Atom-2	Model ID	Violation (Å)
(1,37)	1:A:104:ARG:CD	2:B:77:ALA:O	12	1.55
(1,37)	1:A:104:ARG:CD	2:B:78:GLY:C	12	1.55
(1,37)	1:A:104:ARG:CD	2:B:78:GLY:CA	12	1.55
(1,37)	1:A:104:ARG:CD	2:B:78:GLY:H	12	1.55
(1,37)	1:A:104:ARG:CD	2:B:78:GLY:HA2	12	1.55
(1,37)	1:A:104:ARG:CD	2:B:78:GLY:HA3	12	1.55
(1,37)	1:A:104:ARG:CD	2:B:78:GLY:N	12	1.55
(1,37)	1:A:104:ARG:CD	2:B:78:GLY:O	12	1.55
(1,37)	1:A:104:ARG:CD	2:B:79:LYS:C	12	1.55
(1,37)	1:A:104:ARG:CD	2:B:79:LYS:CA	12	1.55
(1,37)	1:A:104:ARG:CD	2:B:79:LYS:CB	12	1.55
(1,37)	1:A:104:ARG:CD	2:B:79:LYS:CD	12	1.55
(1,37)	1:A:104:ARG:CD	2:B:79:LYS:CE	12	1.55
(1,37)	1:A:104:ARG:CD	2:B:79:LYS:CG	12	1.55
(1,37)	1:A:104:ARG:CD	2:B:79:LYS:H	12	1.55
(1,37)	1:A:104:ARG:CD	2:B:79:LYS:HA	12	1.55
(1,37)	1:A:104:ARG:CD	2:B:79:LYS:HB2	12	1.55
(1,37)	1:A:104:ARG:CD	2:B:79:LYS:HB3	12	1.55
(1,37)	1:A:104:ARG:CD	2:B:79:LYS:HD2	12	1.55
(1,37)	1:A:104:ARG:CD	2:B:79:LYS:HD3	12	1.55
(1,37)	1:A:104:ARG:CD	2:B:79:LYS:HE2	12	1.55
(1,37)	1:A:104:ARG:CD	2:B:79:LYS:HE3	12	1.55
(1,37)	1:A:104:ARG:CD	2:B:79:LYS:HG2	12	1.55
(1,37)	1:A:104:ARG:CD	2:B:79:LYS:HG3	12	1.55
(1,37)	1:A:104:ARG:CD	2:B:79:LYS:HZ1	12	1.55
(1,37)	1:A:104:ARG:CD	2:B:79:LYS:HZ2	12	1.55
(1,37)	1:A:104:ARG:CD	2:B:79:LYS:HZ3	12	1.55
(1,37)	1:A:104:ARG:CD	2:B:79:LYS:N	12	1.55
(1,37)	1:A:104:ARG:CD	2:B:79:LYS:NZ	12	1.55
(1,37)	1:A:104:ARG:CD	2:B:79:LYS:O	12	1.55
(1,37)	1:A:104:ARG:CD	2:B:80:ILE:C	12	1.55
(1,37)	1:A:104:ARG:CD	2:B:80:ILE:CA	12	1.55
(1,37)	1:A:104:ARG:CD	2:B:80:ILE:CB	12	1.55
(1,37)	1:A:104:ARG:CD	2:B:80:ILE:CD1	12	1.55
(1,37)	1:A:104:ARG:CD	2:B:80:ILE:CG1	12	1.55
(1,37)	1:A:104:ARG:CD	2:B:80:ILE:CG2	12	1.55
(1,37)	1:A:104:ARG:CD	2:B:80:ILE:H	12	1.55
(1,37)	1:A:104:ARG:CD	2:B:80:ILE:HA	12	1.55
(1,37)	1:A:104:ARG:CD	2:B:80:ILE:HB	12	1.55
(1,37)	1:A:104:ARG:CD	2:B:80:ILE:HD11	12	1.55
(1,37)	1:A:104:ARG:CD	2:B:80:ILE:HD12	12	1.55
(1,37)	1:A:104:ARG:CD	2:B:80:ILE:HD13	12	1.55

*Continued on next page...*

*Continued from previous page...*

Key	Atom-1	Atom-2	Model ID	Violation (Å)
(1,37)	1:A:104:ARG:CD	2:B:80:ILE:HG12	12	1.55
(1,37)	1:A:104:ARG:CD	2:B:80:ILE:HG13	12	1.55
(1,37)	1:A:104:ARG:CD	2:B:80:ILE:HG21	12	1.55
(1,37)	1:A:104:ARG:CD	2:B:80:ILE:HG22	12	1.55
(1,37)	1:A:104:ARG:CD	2:B:80:ILE:HG23	12	1.55
(1,37)	1:A:104:ARG:CD	2:B:80:ILE:N	12	1.55
(1,37)	1:A:104:ARG:CD	2:B:80:ILE:O	12	1.55
(1,37)	1:A:104:ARG:CD	2:B:84:GLN:C	12	1.55
(1,37)	1:A:104:ARG:CD	2:B:84:GLN:CA	12	1.55
(1,37)	1:A:104:ARG:CD	2:B:84:GLN:CB	12	1.55
(1,37)	1:A:104:ARG:CD	2:B:84:GLN:CD	12	1.55
(1,37)	1:A:104:ARG:CD	2:B:84:GLN:CG	12	1.55
(1,37)	1:A:104:ARG:CD	2:B:84:GLN:H	12	1.55
(1,37)	1:A:104:ARG:CD	2:B:84:GLN:HA	12	1.55
(1,37)	1:A:104:ARG:CD	2:B:84:GLN:HB2	12	1.55
(1,37)	1:A:104:ARG:CD	2:B:84:GLN:HB3	12	1.55
(1,37)	1:A:104:ARG:CD	2:B:84:GLN:HE21	12	1.55
(1,37)	1:A:104:ARG:CD	2:B:84:GLN:HE22	12	1.55
(1,37)	1:A:104:ARG:CD	2:B:84:GLN:HG2	12	1.55
(1,37)	1:A:104:ARG:CD	2:B:84:GLN:HG3	12	1.55
(1,37)	1:A:104:ARG:CD	2:B:84:GLN:N	12	1.55
(1,37)	1:A:104:ARG:CD	2:B:84:GLN:NE2	12	1.55
(1,37)	1:A:104:ARG:CD	2:B:84:GLN:O	12	1.55
(1,37)	1:A:104:ARG:CD	2:B:84:GLN:OE1	12	1.55
(1,37)	1:A:104:ARG:CD	2:B:97:THR:C	12	1.55
(1,37)	1:A:104:ARG:CD	2:B:97:THR:CA	12	1.55
(1,37)	1:A:104:ARG:CD	2:B:97:THR:CB	12	1.55
(1,37)	1:A:104:ARG:CD	2:B:97:THR:CG2	12	1.55
(1,37)	1:A:104:ARG:CD	2:B:97:THR:H	12	1.55
(1,37)	1:A:104:ARG:CD	2:B:97:THR:HA	12	1.55
(1,37)	1:A:104:ARG:CD	2:B:97:THR:HB	12	1.55
(1,37)	1:A:104:ARG:CD	2:B:97:THR:HG1	12	1.55
(1,37)	1:A:104:ARG:CD	2:B:97:THR:HG21	12	1.55
(1,37)	1:A:104:ARG:CD	2:B:97:THR:HG22	12	1.55
(1,37)	1:A:104:ARG:CD	2:B:97:THR:HG23	12	1.55
(1,37)	1:A:104:ARG:CD	2:B:97:THR:N	12	1.55
(1,37)	1:A:104:ARG:CD	2:B:97:THR:O	12	1.55
(1,37)	1:A:104:ARG:CD	2:B:97:THR:OG1	12	1.55
(1,37)	1:A:104:ARG:CD	2:B:99:HIS:C	12	1.55
(1,37)	1:A:104:ARG:CD	2:B:99:HIS:CA	12	1.55
(1,37)	1:A:104:ARG:CD	2:B:99:HIS:CB	12	1.55
(1,37)	1:A:104:ARG:CD	2:B:99:HIS:CD2	12	1.55

*Continued on next page...*

*Continued from previous page...*

Key	Atom-1	Atom-2	Model ID	Violation (Å)
(1,37)	1:A:104:ARG:CD	2:B:99:HIS:CE1	12	1.55
(1,37)	1:A:104:ARG:CD	2:B:99:HIS:CG	12	1.55
(1,37)	1:A:104:ARG:CD	2:B:99:HIS:H	12	1.55
(1,37)	1:A:104:ARG:CD	2:B:99:HIS:HA	12	1.55
(1,37)	1:A:104:ARG:CD	2:B:99:HIS:HB2	12	1.55
(1,37)	1:A:104:ARG:CD	2:B:99:HIS:HB3	12	1.55
(1,37)	1:A:104:ARG:CD	2:B:99:HIS:HD1	12	1.55
(1,37)	1:A:104:ARG:CD	2:B:99:HIS:HD2	12	1.55
(1,37)	1:A:104:ARG:CD	2:B:99:HIS:HE1	12	1.55
(1,37)	1:A:104:ARG:CD	2:B:99:HIS:HE2	12	1.55
(1,37)	1:A:104:ARG:CD	2:B:99:HIS:N	12	1.55
(1,37)	1:A:104:ARG:CD	2:B:99:HIS:ND1	12	1.55
(1,37)	1:A:104:ARG:CD	2:B:99:HIS:NE2	12	1.55
(1,37)	1:A:104:ARG:CD	2:B:99:HIS:O	12	1.55
(1,37)	1:A:104:ARG:CD	2:B:101:VAL:C	12	1.55
(1,37)	1:A:104:ARG:CD	2:B:101:VAL:CA	12	1.55
(1,37)	1:A:104:ARG:CD	2:B:101:VAL:CB	12	1.55
(1,37)	1:A:104:ARG:CD	2:B:101:VAL:CG1	12	1.55
(1,37)	1:A:104:ARG:CD	2:B:101:VAL:CG2	12	1.55
(1,37)	1:A:104:ARG:CD	2:B:101:VAL:H	12	1.55
(1,37)	1:A:104:ARG:CD	2:B:101:VAL:HA	12	1.55
(1,37)	1:A:104:ARG:CD	2:B:101:VAL:HB	12	1.55
(1,37)	1:A:104:ARG:CD	2:B:101:VAL:HG11	12	1.55
(1,37)	1:A:104:ARG:CD	2:B:101:VAL:HG12	12	1.55
(1,37)	1:A:104:ARG:CD	2:B:101:VAL:HG13	12	1.55
(1,37)	1:A:104:ARG:CD	2:B:101:VAL:HG21	12	1.55
(1,37)	1:A:104:ARG:CD	2:B:101:VAL:HG22	12	1.55
(1,37)	1:A:104:ARG:CD	2:B:101:VAL:HG23	12	1.55
(1,37)	1:A:104:ARG:CD	2:B:101:VAL:N	12	1.55
(1,37)	1:A:104:ARG:CD	2:B:101:VAL:O	12	1.55
(1,37)	1:A:104:ARG:CG	2:B:75:ILE:C	12	1.55
(1,37)	1:A:104:ARG:CG	2:B:75:ILE:CA	12	1.55
(1,37)	1:A:104:ARG:CG	2:B:75:ILE:CB	12	1.55
(1,37)	1:A:104:ARG:CG	2:B:75:ILE:CD1	12	1.55
(1,37)	1:A:104:ARG:CG	2:B:75:ILE:CG1	12	1.55
(1,37)	1:A:104:ARG:CG	2:B:75:ILE:CG2	12	1.55
(1,37)	1:A:104:ARG:CG	2:B:75:ILE:H	12	1.55
(1,37)	1:A:104:ARG:CG	2:B:75:ILE:HA	12	1.55
(1,37)	1:A:104:ARG:CG	2:B:75:ILE:HB	12	1.55
(1,37)	1:A:104:ARG:CG	2:B:75:ILE:HD11	12	1.55
(1,37)	1:A:104:ARG:CG	2:B:75:ILE:HD12	12	1.55
(1,37)	1:A:104:ARG:CG	2:B:75:ILE:HD13	12	1.55

*Continued on next page...*

*Continued from previous page...*

Key	Atom-1	Atom-2	Model ID	Violation (Å)
(1,37)	1:A:104:ARG:CG	2:B:75:ILE:HG12	12	1.55
(1,37)	1:A:104:ARG:CG	2:B:75:ILE:HG13	12	1.55
(1,37)	1:A:104:ARG:CG	2:B:75:ILE:HG21	12	1.55
(1,37)	1:A:104:ARG:CG	2:B:75:ILE:HG22	12	1.55
(1,37)	1:A:104:ARG:CG	2:B:75:ILE:HG23	12	1.55
(1,37)	1:A:104:ARG:CG	2:B:75:ILE:N	12	1.55
(1,37)	1:A:104:ARG:CG	2:B:75:ILE:O	12	1.55
(1,37)	1:A:104:ARG:CG	2:B:77:ALA:C	12	1.55
(1,37)	1:A:104:ARG:CG	2:B:77:ALA:CA	12	1.55
(1,37)	1:A:104:ARG:CG	2:B:77:ALA:CB	12	1.55
(1,37)	1:A:104:ARG:CG	2:B:77:ALA:H	12	1.55
(1,37)	1:A:104:ARG:CG	2:B:77:ALA:HA	12	1.55
(1,37)	1:A:104:ARG:CG	2:B:77:ALA:HB1	12	1.55
(1,37)	1:A:104:ARG:CG	2:B:77:ALA:HB2	12	1.55
(1,37)	1:A:104:ARG:CG	2:B:77:ALA:HB3	12	1.55
(1,37)	1:A:104:ARG:CG	2:B:77:ALA:N	12	1.55
(1,37)	1:A:104:ARG:CG	2:B:77:ALA:O	12	1.55
(1,37)	1:A:104:ARG:CG	2:B:78:GLY:C	12	1.55
(1,37)	1:A:104:ARG:CG	2:B:78:GLY:CA	12	1.55
(1,37)	1:A:104:ARG:CG	2:B:78:GLY:H	12	1.55
(1,37)	1:A:104:ARG:CG	2:B:78:GLY:HA2	12	1.55
(1,37)	1:A:104:ARG:CG	2:B:78:GLY:HA3	12	1.55
(1,37)	1:A:104:ARG:CG	2:B:78:GLY:N	12	1.55
(1,37)	1:A:104:ARG:CG	2:B:78:GLY:O	12	1.55
(1,37)	1:A:104:ARG:CG	2:B:79:LYS:C	12	1.55
(1,37)	1:A:104:ARG:CG	2:B:79:LYS:CA	12	1.55
(1,37)	1:A:104:ARG:CG	2:B:79:LYS:CB	12	1.55
(1,37)	1:A:104:ARG:CG	2:B:79:LYS:CD	12	1.55
(1,37)	1:A:104:ARG:CG	2:B:79:LYS:CE	12	1.55
(1,37)	1:A:104:ARG:CG	2:B:79:LYS:CG	12	1.55
(1,37)	1:A:104:ARG:CG	2:B:79:LYS:H	12	1.55
(1,37)	1:A:104:ARG:CG	2:B:79:LYS:HA	12	1.55
(1,37)	1:A:104:ARG:CG	2:B:79:LYS:HB2	12	1.55
(1,37)	1:A:104:ARG:CG	2:B:79:LYS:HB3	12	1.55
(1,37)	1:A:104:ARG:CG	2:B:79:LYS:HD2	12	1.55
(1,37)	1:A:104:ARG:CG	2:B:79:LYS:HD3	12	1.55
(1,37)	1:A:104:ARG:CG	2:B:79:LYS:HE2	12	1.55
(1,37)	1:A:104:ARG:CG	2:B:79:LYS:HE3	12	1.55
(1,37)	1:A:104:ARG:CG	2:B:79:LYS:HG2	12	1.55
(1,37)	1:A:104:ARG:CG	2:B:79:LYS:HG3	12	1.55
(1,37)	1:A:104:ARG:CG	2:B:79:LYS:HZ1	12	1.55
(1,37)	1:A:104:ARG:CG	2:B:79:LYS:HZ2	12	1.55

*Continued on next page...*

*Continued from previous page...*

Key	Atom-1	Atom-2	Model ID	Violation (Å)
(1,37)	1:A:104:ARG:CG	2:B:79:LYS:HZ3	12	1.55
(1,37)	1:A:104:ARG:CG	2:B:79:LYS:N	12	1.55
(1,37)	1:A:104:ARG:CG	2:B:79:LYS:NZ	12	1.55
(1,37)	1:A:104:ARG:CG	2:B:79:LYS:O	12	1.55
(1,37)	1:A:104:ARG:CG	2:B:80:ILE:C	12	1.55
(1,37)	1:A:104:ARG:CG	2:B:80:ILE:CA	12	1.55
(1,37)	1:A:104:ARG:CG	2:B:80:ILE:CB	12	1.55
(1,37)	1:A:104:ARG:CG	2:B:80:ILE:CD1	12	1.55
(1,37)	1:A:104:ARG:CG	2:B:80:ILE:CG1	12	1.55
(1,37)	1:A:104:ARG:CG	2:B:80:ILE:CG2	12	1.55
(1,37)	1:A:104:ARG:CG	2:B:80:ILE:H	12	1.55
(1,37)	1:A:104:ARG:CG	2:B:80:ILE:HA	12	1.55
(1,37)	1:A:104:ARG:CG	2:B:80:ILE:HB	12	1.55
(1,37)	1:A:104:ARG:CG	2:B:80:ILE:HD11	12	1.55
(1,37)	1:A:104:ARG:CG	2:B:80:ILE:HD12	12	1.55
(1,37)	1:A:104:ARG:CG	2:B:80:ILE:HD13	12	1.55
(1,37)	1:A:104:ARG:CG	2:B:80:ILE:HG12	12	1.55
(1,37)	1:A:104:ARG:CG	2:B:80:ILE:HG13	12	1.55
(1,37)	1:A:104:ARG:CG	2:B:80:ILE:HG21	12	1.55
(1,37)	1:A:104:ARG:CG	2:B:80:ILE:HG22	12	1.55
(1,37)	1:A:104:ARG:CG	2:B:80:ILE:HG23	12	1.55
(1,37)	1:A:104:ARG:CG	2:B:80:ILE:N	12	1.55
(1,37)	1:A:104:ARG:CG	2:B:80:ILE:O	12	1.55
(1,37)	1:A:104:ARG:CG	2:B:84:GLN:C	12	1.55
(1,37)	1:A:104:ARG:CG	2:B:84:GLN:CA	12	1.55
(1,37)	1:A:104:ARG:CG	2:B:84:GLN:CB	12	1.55
(1,37)	1:A:104:ARG:CG	2:B:84:GLN:CD	12	1.55
(1,37)	1:A:104:ARG:CG	2:B:84:GLN:CG	12	1.55
(1,37)	1:A:104:ARG:CG	2:B:84:GLN:H	12	1.55
(1,37)	1:A:104:ARG:CG	2:B:84:GLN:HA	12	1.55
(1,37)	1:A:104:ARG:CG	2:B:84:GLN:HB2	12	1.55
(1,37)	1:A:104:ARG:CG	2:B:84:GLN:HB3	12	1.55
(1,37)	1:A:104:ARG:CG	2:B:84:GLN:HE21	12	1.55
(1,37)	1:A:104:ARG:CG	2:B:84:GLN:HE22	12	1.55
(1,37)	1:A:104:ARG:CG	2:B:84:GLN:HG2	12	1.55
(1,37)	1:A:104:ARG:CG	2:B:84:GLN:HG3	12	1.55
(1,37)	1:A:104:ARG:CG	2:B:84:GLN:N	12	1.55
(1,37)	1:A:104:ARG:CG	2:B:84:GLN:NE2	12	1.55
(1,37)	1:A:104:ARG:CG	2:B:84:GLN:O	12	1.55
(1,37)	1:A:104:ARG:CG	2:B:84:GLN:OE1	12	1.55
(1,37)	1:A:104:ARG:CG	2:B:97:THR:C	12	1.55
(1,37)	1:A:104:ARG:CG	2:B:97:THR:CA	12	1.55

*Continued on next page...*

*Continued from previous page...*

Key	Atom-1	Atom-2	Model ID	Violation (Å)
(1,37)	1:A:104:ARG:CG	2:B:97:THR:CB	12	1.55
(1,37)	1:A:104:ARG:CG	2:B:97:THR:CG2	12	1.55
(1,37)	1:A:104:ARG:CG	2:B:97:THR:H	12	1.55
(1,37)	1:A:104:ARG:CG	2:B:97:THR:HA	12	1.55
(1,37)	1:A:104:ARG:CG	2:B:97:THR:HB	12	1.55
(1,37)	1:A:104:ARG:CG	2:B:97:THR:HG1	12	1.55
(1,37)	1:A:104:ARG:CG	2:B:97:THR:HG21	12	1.55
(1,37)	1:A:104:ARG:CG	2:B:97:THR:HG22	12	1.55
(1,37)	1:A:104:ARG:CG	2:B:97:THR:HG23	12	1.55
(1,37)	1:A:104:ARG:CG	2:B:97:THR:N	12	1.55
(1,37)	1:A:104:ARG:CG	2:B:97:THR:O	12	1.55
(1,37)	1:A:104:ARG:CG	2:B:97:THR:OG1	12	1.55
(1,37)	1:A:104:ARG:CG	2:B:99:HIS:C	12	1.55
(1,37)	1:A:104:ARG:CG	2:B:99:HIS:CA	12	1.55
(1,37)	1:A:104:ARG:CG	2:B:99:HIS:CB	12	1.55
(1,37)	1:A:104:ARG:CG	2:B:99:HIS:CD2	12	1.55
(1,37)	1:A:104:ARG:CG	2:B:99:HIS:CE1	12	1.55
(1,37)	1:A:104:ARG:CG	2:B:99:HIS:CG	12	1.55
(1,37)	1:A:104:ARG:CG	2:B:99:HIS:H	12	1.55
(1,37)	1:A:104:ARG:CG	2:B:99:HIS:HA	12	1.55
(1,37)	1:A:104:ARG:CG	2:B:99:HIS:HB2	12	1.55
(1,37)	1:A:104:ARG:CG	2:B:99:HIS:HB3	12	1.55
(1,37)	1:A:104:ARG:CG	2:B:99:HIS:HD1	12	1.55
(1,37)	1:A:104:ARG:CG	2:B:99:HIS:HD2	12	1.55
(1,37)	1:A:104:ARG:CG	2:B:99:HIS:HE1	12	1.55
(1,37)	1:A:104:ARG:CG	2:B:99:HIS:HE2	12	1.55
(1,37)	1:A:104:ARG:CG	2:B:99:HIS:N	12	1.55
(1,37)	1:A:104:ARG:CG	2:B:99:HIS:ND1	12	1.55
(1,37)	1:A:104:ARG:CG	2:B:99:HIS:NE2	12	1.55
(1,37)	1:A:104:ARG:CG	2:B:99:HIS:O	12	1.55
(1,37)	1:A:104:ARG:CG	2:B:101:VAL:C	12	1.55
(1,37)	1:A:104:ARG:CG	2:B:101:VAL:CA	12	1.55
(1,37)	1:A:104:ARG:CG	2:B:101:VAL:CB	12	1.55
(1,37)	1:A:104:ARG:CG	2:B:101:VAL:CG1	12	1.55
(1,37)	1:A:104:ARG:CG	2:B:101:VAL:CG2	12	1.55
(1,37)	1:A:104:ARG:CG	2:B:101:VAL:H	12	1.55
(1,37)	1:A:104:ARG:CG	2:B:101:VAL:HA	12	1.55
(1,37)	1:A:104:ARG:CG	2:B:101:VAL:HB	12	1.55
(1,37)	1:A:104:ARG:CG	2:B:101:VAL:HG11	12	1.55
(1,37)	1:A:104:ARG:CG	2:B:101:VAL:HG12	12	1.55
(1,37)	1:A:104:ARG:CG	2:B:101:VAL:HG13	12	1.55
(1,37)	1:A:104:ARG:CG	2:B:101:VAL:HG21	12	1.55

*Continued on next page...*

*Continued from previous page...*

Key	Atom-1	Atom-2	Model ID	Violation (Å)
(1,37)	1:A:104:ARG:CG	2:B:101:VAL:HG22	12	1.55
(1,37)	1:A:104:ARG:CG	2:B:101:VAL:HG23	12	1.55
(1,37)	1:A:104:ARG:CG	2:B:101:VAL:N	12	1.55
(1,37)	1:A:104:ARG:CG	2:B:101:VAL:O	12	1.55
(1,37)	1:A:104:ARG:CZ	2:B:75:ILE:C	12	1.55
(1,37)	1:A:104:ARG:CZ	2:B:75:ILE:CA	12	1.55
(1,37)	1:A:104:ARG:CZ	2:B:75:ILE:CB	12	1.55
(1,37)	1:A:104:ARG:CZ	2:B:75:ILE:CD1	12	1.55
(1,37)	1:A:104:ARG:CZ	2:B:75:ILE:CG1	12	1.55
(1,37)	1:A:104:ARG:CZ	2:B:75:ILE:CG2	12	1.55
(1,37)	1:A:104:ARG:CZ	2:B:75:ILE:H	12	1.55
(1,37)	1:A:104:ARG:CZ	2:B:75:ILE:HA	12	1.55
(1,37)	1:A:104:ARG:CZ	2:B:75:ILE:HB	12	1.55
(1,37)	1:A:104:ARG:CZ	2:B:75:ILE:HD11	12	1.55
(1,37)	1:A:104:ARG:CZ	2:B:75:ILE:HD12	12	1.55
(1,37)	1:A:104:ARG:CZ	2:B:75:ILE:HD13	12	1.55
(1,37)	1:A:104:ARG:CZ	2:B:75:ILE:HG12	12	1.55
(1,37)	1:A:104:ARG:CZ	2:B:75:ILE:HG13	12	1.55
(1,37)	1:A:104:ARG:CZ	2:B:75:ILE:HG21	12	1.55
(1,37)	1:A:104:ARG:CZ	2:B:75:ILE:HG22	12	1.55
(1,37)	1:A:104:ARG:CZ	2:B:75:ILE:HG23	12	1.55
(1,37)	1:A:104:ARG:CZ	2:B:75:ILE:N	12	1.55
(1,37)	1:A:104:ARG:CZ	2:B:75:ILE:O	12	1.55
(1,37)	1:A:104:ARG:CZ	2:B:77:ALA:C	12	1.55
(1,37)	1:A:104:ARG:CZ	2:B:77:ALA:CA	12	1.55
(1,37)	1:A:104:ARG:CZ	2:B:77:ALA:CB	12	1.55
(1,37)	1:A:104:ARG:CZ	2:B:77:ALA:H	12	1.55
(1,37)	1:A:104:ARG:CZ	2:B:77:ALA:HA	12	1.55
(1,37)	1:A:104:ARG:CZ	2:B:77:ALA:HB1	12	1.55
(1,37)	1:A:104:ARG:CZ	2:B:77:ALA:HB2	12	1.55
(1,37)	1:A:104:ARG:CZ	2:B:77:ALA:HB3	12	1.55
(1,37)	1:A:104:ARG:CZ	2:B:77:ALA:N	12	1.55
(1,37)	1:A:104:ARG:CZ	2:B:77:ALA:O	12	1.55
(1,37)	1:A:104:ARG:CZ	2:B:78:GLY:C	12	1.55
(1,37)	1:A:104:ARG:CZ	2:B:78:GLY:CA	12	1.55
(1,37)	1:A:104:ARG:CZ	2:B:78:GLY:H	12	1.55
(1,37)	1:A:104:ARG:CZ	2:B:78:GLY:HA2	12	1.55
(1,37)	1:A:104:ARG:CZ	2:B:78:GLY:HA3	12	1.55
(1,37)	1:A:104:ARG:CZ	2:B:78:GLY:N	12	1.55
(1,37)	1:A:104:ARG:CZ	2:B:78:GLY:O	12	1.55
(1,37)	1:A:104:ARG:CZ	2:B:79:LYS:C	12	1.55
(1,37)	1:A:104:ARG:CZ	2:B:79:LYS:CA	12	1.55

*Continued on next page...*

*Continued from previous page...*

Key	Atom-1	Atom-2	Model ID	Violation (Å)
(1,37)	1:A:104:ARG:CZ	2:B:79:LYS:CB	12	1.55
(1,37)	1:A:104:ARG:CZ	2:B:79:LYS:CD	12	1.55
(1,37)	1:A:104:ARG:CZ	2:B:79:LYS:CE	12	1.55
(1,37)	1:A:104:ARG:CZ	2:B:79:LYS:CG	12	1.55
(1,37)	1:A:104:ARG:CZ	2:B:79:LYS:H	12	1.55
(1,37)	1:A:104:ARG:CZ	2:B:79:LYS:HA	12	1.55
(1,37)	1:A:104:ARG:CZ	2:B:79:LYS:HB2	12	1.55
(1,37)	1:A:104:ARG:CZ	2:B:79:LYS:HB3	12	1.55
(1,37)	1:A:104:ARG:CZ	2:B:79:LYS:HD2	12	1.55
(1,37)	1:A:104:ARG:CZ	2:B:79:LYS:HD3	12	1.55
(1,37)	1:A:104:ARG:CZ	2:B:79:LYS:HE2	12	1.55
(1,37)	1:A:104:ARG:CZ	2:B:79:LYS:HE3	12	1.55
(1,37)	1:A:104:ARG:CZ	2:B:79:LYS:HG2	12	1.55
(1,37)	1:A:104:ARG:CZ	2:B:79:LYS:HG3	12	1.55
(1,37)	1:A:104:ARG:CZ	2:B:79:LYS:HZ1	12	1.55
(1,37)	1:A:104:ARG:CZ	2:B:79:LYS:HZ2	12	1.55
(1,37)	1:A:104:ARG:CZ	2:B:79:LYS:HZ3	12	1.55
(1,37)	1:A:104:ARG:CZ	2:B:79:LYS:N	12	1.55
(1,37)	1:A:104:ARG:CZ	2:B:79:LYS:NZ	12	1.55
(1,37)	1:A:104:ARG:CZ	2:B:79:LYS:O	12	1.55
(1,37)	1:A:104:ARG:CZ	2:B:80:ILE:C	12	1.55
(1,37)	1:A:104:ARG:CZ	2:B:80:ILE:CA	12	1.55
(1,37)	1:A:104:ARG:CZ	2:B:80:ILE:CB	12	1.55
(1,37)	1:A:104:ARG:CZ	2:B:80:ILE:CD1	12	1.55
(1,37)	1:A:104:ARG:CZ	2:B:80:ILE:CG1	12	1.55
(1,37)	1:A:104:ARG:CZ	2:B:80:ILE:CG2	12	1.55
(1,37)	1:A:104:ARG:CZ	2:B:80:ILE:H	12	1.55
(1,37)	1:A:104:ARG:CZ	2:B:80:ILE:HA	12	1.55
(1,37)	1:A:104:ARG:CZ	2:B:80:ILE:HB	12	1.55
(1,37)	1:A:104:ARG:CZ	2:B:80:ILE:HD11	12	1.55
(1,37)	1:A:104:ARG:CZ	2:B:80:ILE:HD12	12	1.55
(1,37)	1:A:104:ARG:CZ	2:B:80:ILE:HD13	12	1.55
(1,37)	1:A:104:ARG:CZ	2:B:80:ILE:HG12	12	1.55
(1,37)	1:A:104:ARG:CZ	2:B:80:ILE:HG13	12	1.55
(1,37)	1:A:104:ARG:CZ	2:B:80:ILE:HG21	12	1.55
(1,37)	1:A:104:ARG:CZ	2:B:80:ILE:HG22	12	1.55
(1,37)	1:A:104:ARG:CZ	2:B:80:ILE:HG23	12	1.55
(1,37)	1:A:104:ARG:CZ	2:B:80:ILE:N	12	1.55
(1,37)	1:A:104:ARG:CZ	2:B:80:ILE:O	12	1.55
(1,37)	1:A:104:ARG:CZ	2:B:84:GLN:C	12	1.55
(1,37)	1:A:104:ARG:CZ	2:B:84:GLN:CA	12	1.55
(1,37)	1:A:104:ARG:CZ	2:B:84:GLN:CB	12	1.55

*Continued on next page...*



*Continued from previous page...*

Key	Atom-1	Atom-2	Model ID	Violation (Å)
(1,37)	1:A:104:ARG:CZ	2:B:84:GLN:CD	12	1.55
(1,37)	1:A:104:ARG:CZ	2:B:84:GLN:CG	12	1.55
(1,37)	1:A:104:ARG:CZ	2:B:84:GLN:H	12	1.55
(1,37)	1:A:104:ARG:CZ	2:B:84:GLN:HA	12	1.55
(1,37)	1:A:104:ARG:CZ	2:B:84:GLN:HB2	12	1.55
(1,37)	1:A:104:ARG:CZ	2:B:84:GLN:HB3	12	1.55
(1,37)	1:A:104:ARG:CZ	2:B:84:GLN:HE21	12	1.55
(1,37)	1:A:104:ARG:CZ	2:B:84:GLN:HE22	12	1.55
(1,37)	1:A:104:ARG:CZ	2:B:84:GLN:HG2	12	1.55
(1,37)	1:A:104:ARG:CZ	2:B:84:GLN:HG3	12	1.55
(1,37)	1:A:104:ARG:CZ	2:B:84:GLN:N	12	1.55
(1,37)	1:A:104:ARG:CZ	2:B:84:GLN:NE2	12	1.55
(1,37)	1:A:104:ARG:CZ	2:B:84:GLN:O	12	1.55
(1,37)	1:A:104:ARG:CZ	2:B:84:GLN:OE1	12	1.55
(1,37)	1:A:104:ARG:CZ	2:B:97:THR:C	12	1.55
(1,37)	1:A:104:ARG:CZ	2:B:97:THR:CA	12	1.55
(1,37)	1:A:104:ARG:CZ	2:B:97:THR:CB	12	1.55
(1,37)	1:A:104:ARG:CZ	2:B:97:THR:CG2	12	1.55
(1,37)	1:A:104:ARG:CZ	2:B:97:THR:H	12	1.55
(1,37)	1:A:104:ARG:CZ	2:B:97:THR:HA	12	1.55
(1,37)	1:A:104:ARG:CZ	2:B:97:THR:HB	12	1.55
(1,37)	1:A:104:ARG:CZ	2:B:97:THR:HG1	12	1.55
(1,37)	1:A:104:ARG:CZ	2:B:97:THR:HG21	12	1.55
(1,37)	1:A:104:ARG:CZ	2:B:97:THR:HG22	12	1.55
(1,37)	1:A:104:ARG:CZ	2:B:97:THR:HG23	12	1.55
(1,37)	1:A:104:ARG:CZ	2:B:97:THR:N	12	1.55
(1,37)	1:A:104:ARG:CZ	2:B:97:THR:O	12	1.55
(1,37)	1:A:104:ARG:CZ	2:B:97:THR:OG1	12	1.55
(1,37)	1:A:104:ARG:CZ	2:B:99:HIS:C	12	1.55
(1,37)	1:A:104:ARG:CZ	2:B:99:HIS:CA	12	1.55
(1,37)	1:A:104:ARG:CZ	2:B:99:HIS:CB	12	1.55
(1,37)	1:A:104:ARG:CZ	2:B:99:HIS:CD2	12	1.55
(1,37)	1:A:104:ARG:CZ	2:B:99:HIS:CE1	12	1.55
(1,37)	1:A:104:ARG:CZ	2:B:99:HIS:CG	12	1.55
(1,37)	1:A:104:ARG:CZ	2:B:99:HIS:H	12	1.55
(1,37)	1:A:104:ARG:CZ	2:B:99:HIS:HA	12	1.55
(1,37)	1:A:104:ARG:CZ	2:B:99:HIS:HB2	12	1.55
(1,37)	1:A:104:ARG:CZ	2:B:99:HIS:HB3	12	1.55
(1,37)	1:A:104:ARG:CZ	2:B:99:HIS:HD1	12	1.55
(1,37)	1:A:104:ARG:CZ	2:B:99:HIS:HD2	12	1.55
(1,37)	1:A:104:ARG:CZ	2:B:99:HIS:HE1	12	1.55
(1,37)	1:A:104:ARG:CZ	2:B:99:HIS:HE2	12	1.55

*Continued on next page...*

Continued from previous page...

Key	Atom-1	Atom-2	Model ID	Violation (Å)
(1,37)	1:A:104:ARG:CZ	2:B:99:HIS:N	12	1.55
(1,37)	1:A:104:ARG:CZ	2:B:99:HIS:ND1	12	1.55
(1,37)	1:A:104:ARG:CZ	2:B:99:HIS:NE2	12	1.55
(1,37)	1:A:104:ARG:CZ	2:B:99:HIS:O	12	1.55
(1,37)	1:A:104:ARG:CZ	2:B:101:VAL:C	12	1.55
(1,37)	1:A:104:ARG:CZ	2:B:101:VAL:CA	12	1.55
(1,37)	1:A:104:ARG:CZ	2:B:101:VAL:CB	12	1.55
(1,37)	1:A:104:ARG:CZ	2:B:101:VAL:CG1	12	1.55
(1,37)	1:A:104:ARG:CZ	2:B:101:VAL:CG2	12	1.55
(1,37)	1:A:104:ARG:CZ	2:B:101:VAL:H	12	1.55
(1,37)	1:A:104:ARG:CZ	2:B:101:VAL:HA	12	1.55
(1,37)	1:A:104:ARG:CZ	2:B:101:VAL:HB	12	1.55
(1,37)	1:A:104:ARG:CZ	2:B:101:VAL:HG11	12	1.55
(1,37)	1:A:104:ARG:CZ	2:B:101:VAL:HG12	12	1.55
(1,37)	1:A:104:ARG:CZ	2:B:101:VAL:HG13	12	1.55
(1,37)	1:A:104:ARG:CZ	2:B:101:VAL:HG21	12	1.55
(1,37)	1:A:104:ARG:CZ	2:B:101:VAL:HG22	12	1.55
(1,37)	1:A:104:ARG:CZ	2:B:101:VAL:HG23	12	1.55
(1,37)	1:A:104:ARG:CZ	2:B:101:VAL:N	12	1.55
(1,37)	1:A:104:ARG:CZ	2:B:101:VAL:O	12	1.55
(1,37)	1:A:104:ARG:H	2:B:75:ILE:C	12	1.55
(1,37)	1:A:104:ARG:H	2:B:75:ILE:CA	12	1.55
(1,37)	1:A:104:ARG:H	2:B:75:ILE:CB	12	1.55
(1,37)	1:A:104:ARG:H	2:B:75:ILE:CD1	12	1.55
(1,37)	1:A:104:ARG:H	2:B:75:ILE:CG1	12	1.55
(1,37)	1:A:104:ARG:H	2:B:75:ILE:CG2	12	1.55
(1,37)	1:A:104:ARG:H	2:B:75:ILE:H	12	1.55
(1,37)	1:A:104:ARG:H	2:B:75:ILE:HA	12	1.55
(1,37)	1:A:104:ARG:H	2:B:75:ILE:HB	12	1.55
(1,37)	1:A:104:ARG:H	2:B:75:ILE:HD11	12	1.55
(1,37)	1:A:104:ARG:H	2:B:75:ILE:HD12	12	1.55
(1,37)	1:A:104:ARG:H	2:B:75:ILE:HD13	12	1.55
(1,37)	1:A:104:ARG:H	2:B:75:ILE:HG12	12	1.55
(1,37)	1:A:104:ARG:H	2:B:75:ILE:HG13	12	1.55
(1,37)	1:A:104:ARG:H	2:B:75:ILE:HG21	12	1.55
(1,37)	1:A:104:ARG:H	2:B:75:ILE:HG22	12	1.55
(1,37)	1:A:104:ARG:H	2:B:75:ILE:HG23	12	1.55
(1,37)	1:A:104:ARG:H	2:B:75:ILE:N	12	1.55
(1,37)	1:A:104:ARG:H	2:B:75:ILE:O	12	1.55
(1,37)	1:A:104:ARG:H	2:B:77:ALA:C	12	1.55
(1,37)	1:A:104:ARG:H	2:B:77:ALA:CA	12	1.55
(1,37)	1:A:104:ARG:H	2:B:77:ALA:CB	12	1.55

Continued on next page...

*Continued from previous page...*

Key	Atom-1	Atom-2	Model ID	Violation (Å)
(1,37)	1:A:104:ARG:H	2:B:77:ALA:H	12	1.55
(1,37)	1:A:104:ARG:H	2:B:77:ALA:HA	12	1.55
(1,37)	1:A:104:ARG:H	2:B:77:ALA:HB1	12	1.55
(1,37)	1:A:104:ARG:H	2:B:77:ALA:HB2	12	1.55
(1,37)	1:A:104:ARG:H	2:B:77:ALA:HB3	12	1.55
(1,37)	1:A:104:ARG:H	2:B:77:ALA:N	12	1.55
(1,37)	1:A:104:ARG:H	2:B:77:ALA:O	12	1.55
(1,37)	1:A:104:ARG:H	2:B:78:GLY:C	12	1.55
(1,37)	1:A:104:ARG:H	2:B:78:GLY:CA	12	1.55
(1,37)	1:A:104:ARG:H	2:B:78:GLY:H	12	1.55
(1,37)	1:A:104:ARG:H	2:B:78:GLY:HA2	12	1.55
(1,37)	1:A:104:ARG:H	2:B:78:GLY:HA3	12	1.55
(1,37)	1:A:104:ARG:H	2:B:78:GLY:N	12	1.55
(1,37)	1:A:104:ARG:H	2:B:78:GLY:O	12	1.55
(1,37)	1:A:104:ARG:H	2:B:79:LYS:C	12	1.55
(1,37)	1:A:104:ARG:H	2:B:79:LYS:CA	12	1.55
(1,37)	1:A:104:ARG:H	2:B:79:LYS:CB	12	1.55
(1,37)	1:A:104:ARG:H	2:B:79:LYS:CD	12	1.55
(1,37)	1:A:104:ARG:H	2:B:79:LYS:CE	12	1.55
(1,37)	1:A:104:ARG:H	2:B:79:LYS:CG	12	1.55
(1,37)	1:A:104:ARG:H	2:B:79:LYS:H	12	1.55
(1,37)	1:A:104:ARG:H	2:B:79:LYS:HA	12	1.55
(1,37)	1:A:104:ARG:H	2:B:79:LYS:HB2	12	1.55
(1,37)	1:A:104:ARG:H	2:B:79:LYS:HB3	12	1.55
(1,37)	1:A:104:ARG:H	2:B:79:LYS:HD2	12	1.55
(1,37)	1:A:104:ARG:H	2:B:79:LYS:HD3	12	1.55
(1,37)	1:A:104:ARG:H	2:B:79:LYS:HE2	12	1.55
(1,37)	1:A:104:ARG:H	2:B:79:LYS:HE3	12	1.55
(1,37)	1:A:104:ARG:H	2:B:79:LYS:HG2	12	1.55
(1,37)	1:A:104:ARG:H	2:B:79:LYS:HG3	12	1.55
(1,37)	1:A:104:ARG:H	2:B:79:LYS:HZ1	12	1.55
(1,37)	1:A:104:ARG:H	2:B:79:LYS:HZ2	12	1.55
(1,37)	1:A:104:ARG:H	2:B:79:LYS:HZ3	12	1.55
(1,37)	1:A:104:ARG:H	2:B:79:LYS:N	12	1.55
(1,37)	1:A:104:ARG:H	2:B:79:LYS:NZ	12	1.55
(1,37)	1:A:104:ARG:H	2:B:79:LYS:O	12	1.55
(1,37)	1:A:104:ARG:H	2:B:80:ILE:C	12	1.55
(1,37)	1:A:104:ARG:H	2:B:80:ILE:CA	12	1.55
(1,37)	1:A:104:ARG:H	2:B:80:ILE:CB	12	1.55
(1,37)	1:A:104:ARG:H	2:B:80:ILE:CD1	12	1.55
(1,37)	1:A:104:ARG:H	2:B:80:ILE:CG1	12	1.55
(1,37)	1:A:104:ARG:H	2:B:80:ILE:CG2	12	1.55

*Continued on next page...*

*Continued from previous page...*

Key	Atom-1	Atom-2	Model ID	Violation (Å)
(1,37)	1:A:104:ARG:H	2:B:80:ILE:H	12	1.55
(1,37)	1:A:104:ARG:H	2:B:80:ILE:HA	12	1.55
(1,37)	1:A:104:ARG:H	2:B:80:ILE:HB	12	1.55
(1,37)	1:A:104:ARG:H	2:B:80:ILE:HD11	12	1.55
(1,37)	1:A:104:ARG:H	2:B:80:ILE:HD12	12	1.55
(1,37)	1:A:104:ARG:H	2:B:80:ILE:HD13	12	1.55
(1,37)	1:A:104:ARG:H	2:B:80:ILE:HG12	12	1.55
(1,37)	1:A:104:ARG:H	2:B:80:ILE:HG13	12	1.55
(1,37)	1:A:104:ARG:H	2:B:80:ILE:HG21	12	1.55
(1,37)	1:A:104:ARG:H	2:B:80:ILE:HG22	12	1.55
(1,37)	1:A:104:ARG:H	2:B:80:ILE:HG23	12	1.55
(1,37)	1:A:104:ARG:H	2:B:80:ILE:N	12	1.55
(1,37)	1:A:104:ARG:H	2:B:80:ILE:O	12	1.55
(1,37)	1:A:104:ARG:H	2:B:84:GLN:C	12	1.55
(1,37)	1:A:104:ARG:H	2:B:84:GLN:CA	12	1.55
(1,37)	1:A:104:ARG:H	2:B:84:GLN:CB	12	1.55
(1,37)	1:A:104:ARG:H	2:B:84:GLN:CD	12	1.55
(1,37)	1:A:104:ARG:H	2:B:84:GLN:CG	12	1.55
(1,37)	1:A:104:ARG:H	2:B:84:GLN:H	12	1.55
(1,37)	1:A:104:ARG:H	2:B:84:GLN:HA	12	1.55
(1,37)	1:A:104:ARG:H	2:B:84:GLN:HB2	12	1.55
(1,37)	1:A:104:ARG:H	2:B:84:GLN:HB3	12	1.55
(1,37)	1:A:104:ARG:H	2:B:84:GLN:HE21	12	1.55
(1,37)	1:A:104:ARG:H	2:B:84:GLN:HE22	12	1.55
(1,37)	1:A:104:ARG:H	2:B:84:GLN:HG2	12	1.55
(1,37)	1:A:104:ARG:H	2:B:84:GLN:HG3	12	1.55
(1,37)	1:A:104:ARG:H	2:B:84:GLN:N	12	1.55
(1,37)	1:A:104:ARG:H	2:B:84:GLN:NE2	12	1.55
(1,37)	1:A:104:ARG:H	2:B:84:GLN:O	12	1.55
(1,37)	1:A:104:ARG:H	2:B:84:GLN:OE1	12	1.55
(1,37)	1:A:104:ARG:H	2:B:97:THR:C	12	1.55
(1,37)	1:A:104:ARG:H	2:B:97:THR:CA	12	1.55
(1,37)	1:A:104:ARG:H	2:B:97:THR:CB	12	1.55
(1,37)	1:A:104:ARG:H	2:B:97:THR:CG2	12	1.55
(1,37)	1:A:104:ARG:H	2:B:97:THR:H	12	1.55
(1,37)	1:A:104:ARG:H	2:B:97:THR:HA	12	1.55
(1,37)	1:A:104:ARG:H	2:B:97:THR:HB	12	1.55
(1,37)	1:A:104:ARG:H	2:B:97:THR:HG1	12	1.55
(1,37)	1:A:104:ARG:H	2:B:97:THR:HG21	12	1.55
(1,37)	1:A:104:ARG:H	2:B:97:THR:HG22	12	1.55
(1,37)	1:A:104:ARG:H	2:B:97:THR:HG23	12	1.55
(1,37)	1:A:104:ARG:H	2:B:97:THR:N	12	1.55

*Continued on next page...*

*Continued from previous page...*

Key	Atom-1	Atom-2	Model ID	Violation (Å)
(1,37)	1:A:104:ARG:H	2:B:97:THR:O	12	1.55
(1,37)	1:A:104:ARG:H	2:B:97:THR:OG1	12	1.55
(1,37)	1:A:104:ARG:H	2:B:99:HIS:C	12	1.55
(1,37)	1:A:104:ARG:H	2:B:99:HIS:CA	12	1.55
(1,37)	1:A:104:ARG:H	2:B:99:HIS:CB	12	1.55
(1,37)	1:A:104:ARG:H	2:B:99:HIS:CD2	12	1.55
(1,37)	1:A:104:ARG:H	2:B:99:HIS:CE1	12	1.55
(1,37)	1:A:104:ARG:H	2:B:99:HIS:CG	12	1.55
(1,37)	1:A:104:ARG:H	2:B:99:HIS:H	12	1.55
(1,37)	1:A:104:ARG:H	2:B:99:HIS:HA	12	1.55
(1,37)	1:A:104:ARG:H	2:B:99:HIS:HB2	12	1.55
(1,37)	1:A:104:ARG:H	2:B:99:HIS:HB3	12	1.55
(1,37)	1:A:104:ARG:H	2:B:99:HIS:HD1	12	1.55
(1,37)	1:A:104:ARG:H	2:B:99:HIS:HD2	12	1.55
(1,37)	1:A:104:ARG:H	2:B:99:HIS:HE1	12	1.55
(1,37)	1:A:104:ARG:H	2:B:99:HIS:HE2	12	1.55
(1,37)	1:A:104:ARG:H	2:B:99:HIS:N	12	1.55
(1,37)	1:A:104:ARG:H	2:B:99:HIS:ND1	12	1.55
(1,37)	1:A:104:ARG:H	2:B:99:HIS:NE2	12	1.55
(1,37)	1:A:104:ARG:H	2:B:99:HIS:O	12	1.55
(1,37)	1:A:104:ARG:H	2:B:101:VAL:C	12	1.55
(1,37)	1:A:104:ARG:H	2:B:101:VAL:CA	12	1.55
(1,37)	1:A:104:ARG:H	2:B:101:VAL:CB	12	1.55
(1,37)	1:A:104:ARG:H	2:B:101:VAL:CG1	12	1.55
(1,37)	1:A:104:ARG:H	2:B:101:VAL:CG2	12	1.55
(1,37)	1:A:104:ARG:H	2:B:101:VAL:H	12	1.55
(1,37)	1:A:104:ARG:H	2:B:101:VAL:HA	12	1.55
(1,37)	1:A:104:ARG:H	2:B:101:VAL:HB	12	1.55
(1,37)	1:A:104:ARG:H	2:B:101:VAL:HG11	12	1.55
(1,37)	1:A:104:ARG:H	2:B:101:VAL:HG12	12	1.55
(1,37)	1:A:104:ARG:H	2:B:101:VAL:HG13	12	1.55
(1,37)	1:A:104:ARG:H	2:B:101:VAL:HG21	12	1.55
(1,37)	1:A:104:ARG:H	2:B:101:VAL:HG22	12	1.55
(1,37)	1:A:104:ARG:H	2:B:101:VAL:HG23	12	1.55
(1,37)	1:A:104:ARG:H	2:B:101:VAL:N	12	1.55
(1,37)	1:A:104:ARG:H	2:B:101:VAL:O	12	1.55
(1,37)	1:A:104:ARG:HA	2:B:75:ILE:C	12	1.55
(1,37)	1:A:104:ARG:HA	2:B:75:ILE:CA	12	1.55
(1,37)	1:A:104:ARG:HA	2:B:75:ILE:CB	12	1.55
(1,37)	1:A:104:ARG:HA	2:B:75:ILE:CD1	12	1.55
(1,37)	1:A:104:ARG:HA	2:B:75:ILE:CG1	12	1.55
(1,37)	1:A:104:ARG:HA	2:B:75:ILE:CG2	12	1.55

*Continued on next page...*

*Continued from previous page...*

Key	Atom-1	Atom-2	Model ID	Violation (Å)
(1,37)	1:A:104:ARG:HA	2:B:75:ILE:H	12	1.55
(1,37)	1:A:104:ARG:HA	2:B:75:ILE:HA	12	1.55
(1,37)	1:A:104:ARG:HA	2:B:75:ILE:HB	12	1.55
(1,37)	1:A:104:ARG:HA	2:B:75:ILE:HD11	12	1.55
(1,37)	1:A:104:ARG:HA	2:B:75:ILE:HD12	12	1.55
(1,37)	1:A:104:ARG:HA	2:B:75:ILE:HD13	12	1.55
(1,37)	1:A:104:ARG:HA	2:B:75:ILE:HG12	12	1.55
(1,37)	1:A:104:ARG:HA	2:B:75:ILE:HG13	12	1.55
(1,37)	1:A:104:ARG:HA	2:B:75:ILE:HG21	12	1.55
(1,37)	1:A:104:ARG:HA	2:B:75:ILE:HG22	12	1.55
(1,37)	1:A:104:ARG:HA	2:B:75:ILE:HG23	12	1.55
(1,37)	1:A:104:ARG:HA	2:B:75:ILE:N	12	1.55
(1,37)	1:A:104:ARG:HA	2:B:75:ILE:O	12	1.55
(1,37)	1:A:104:ARG:HA	2:B:77:ALA:C	12	1.55
(1,37)	1:A:104:ARG:HA	2:B:77:ALA:CA	12	1.55
(1,37)	1:A:104:ARG:HA	2:B:77:ALA:CB	12	1.55
(1,37)	1:A:104:ARG:HA	2:B:77:ALA:H	12	1.55
(1,37)	1:A:104:ARG:HA	2:B:77:ALA:HA	12	1.55
(1,37)	1:A:104:ARG:HA	2:B:77:ALA:HB1	12	1.55
(1,37)	1:A:104:ARG:HA	2:B:77:ALA:HB2	12	1.55
(1,37)	1:A:104:ARG:HA	2:B:77:ALA:HB3	12	1.55
(1,37)	1:A:104:ARG:HA	2:B:77:ALA:N	12	1.55
(1,37)	1:A:104:ARG:HA	2:B:77:ALA:O	12	1.55
(1,37)	1:A:104:ARG:HA	2:B:78:GLY:C	12	1.55
(1,37)	1:A:104:ARG:HA	2:B:78:GLY:CA	12	1.55
(1,37)	1:A:104:ARG:HA	2:B:78:GLY:H	12	1.55
(1,37)	1:A:104:ARG:HA	2:B:78:GLY:HA2	12	1.55
(1,37)	1:A:104:ARG:HA	2:B:78:GLY:HA3	12	1.55
(1,37)	1:A:104:ARG:HA	2:B:78:GLY:N	12	1.55
(1,37)	1:A:104:ARG:HA	2:B:78:GLY:O	12	1.55
(1,37)	1:A:104:ARG:HA	2:B:79:LYS:C	12	1.55
(1,37)	1:A:104:ARG:HA	2:B:79:LYS:CA	12	1.55
(1,37)	1:A:104:ARG:HA	2:B:79:LYS:CB	12	1.55
(1,37)	1:A:104:ARG:HA	2:B:79:LYS:CD	12	1.55
(1,37)	1:A:104:ARG:HA	2:B:79:LYS:CE	12	1.55
(1,37)	1:A:104:ARG:HA	2:B:79:LYS:CG	12	1.55
(1,37)	1:A:104:ARG:HA	2:B:79:LYS:H	12	1.55
(1,37)	1:A:104:ARG:HA	2:B:79:LYS:HA	12	1.55
(1,37)	1:A:104:ARG:HA	2:B:79:LYS:HB2	12	1.55
(1,37)	1:A:104:ARG:HA	2:B:79:LYS:HB3	12	1.55
(1,37)	1:A:104:ARG:HA	2:B:79:LYS:HD2	12	1.55
(1,37)	1:A:104:ARG:HA	2:B:79:LYS:HD3	12	1.55

*Continued on next page...*

*Continued from previous page...*

Key	Atom-1	Atom-2	Model ID	Violation (Å)
(1,37)	1:A:104:ARG:HA	2:B:79:LYS:HE2	12	1.55
(1,37)	1:A:104:ARG:HA	2:B:79:LYS:HE3	12	1.55
(1,37)	1:A:104:ARG:HA	2:B:79:LYS:HG2	12	1.55
(1,37)	1:A:104:ARG:HA	2:B:79:LYS:HG3	12	1.55
(1,37)	1:A:104:ARG:HA	2:B:79:LYS:HZ1	12	1.55
(1,37)	1:A:104:ARG:HA	2:B:79:LYS:HZ2	12	1.55
(1,37)	1:A:104:ARG:HA	2:B:79:LYS:HZ3	12	1.55
(1,37)	1:A:104:ARG:HA	2:B:79:LYS:N	12	1.55
(1,37)	1:A:104:ARG:HA	2:B:79:LYS:NZ	12	1.55
(1,37)	1:A:104:ARG:HA	2:B:79:LYS:O	12	1.55
(1,37)	1:A:104:ARG:HA	2:B:80:ILE:C	12	1.55
(1,37)	1:A:104:ARG:HA	2:B:80:ILE:CA	12	1.55
(1,37)	1:A:104:ARG:HA	2:B:80:ILE:CB	12	1.55
(1,37)	1:A:104:ARG:HA	2:B:80:ILE:CD1	12	1.55
(1,37)	1:A:104:ARG:HA	2:B:80:ILE:CG1	12	1.55
(1,37)	1:A:104:ARG:HA	2:B:80:ILE:CG2	12	1.55
(1,37)	1:A:104:ARG:HA	2:B:80:ILE:H	12	1.55
(1,37)	1:A:104:ARG:HA	2:B:80:ILE:HA	12	1.55
(1,37)	1:A:104:ARG:HA	2:B:80:ILE:HB	12	1.55
(1,37)	1:A:104:ARG:HA	2:B:80:ILE:HD11	12	1.55
(1,37)	1:A:104:ARG:HA	2:B:80:ILE:HD12	12	1.55
(1,37)	1:A:104:ARG:HA	2:B:80:ILE:HD13	12	1.55
(1,37)	1:A:104:ARG:HA	2:B:80:ILE:HG12	12	1.55
(1,37)	1:A:104:ARG:HA	2:B:80:ILE:HG13	12	1.55
(1,37)	1:A:104:ARG:HA	2:B:80:ILE:HG21	12	1.55
(1,37)	1:A:104:ARG:HA	2:B:80:ILE:HG22	12	1.55
(1,37)	1:A:104:ARG:HA	2:B:80:ILE:HG23	12	1.55
(1,37)	1:A:104:ARG:HA	2:B:80:ILE:N	12	1.55
(1,37)	1:A:104:ARG:HA	2:B:80:ILE:O	12	1.55
(1,37)	1:A:104:ARG:HA	2:B:84:GLN:C	12	1.55
(1,37)	1:A:104:ARG:HA	2:B:84:GLN:CA	12	1.55
(1,37)	1:A:104:ARG:HA	2:B:84:GLN:CB	12	1.55
(1,37)	1:A:104:ARG:HA	2:B:84:GLN:CD	12	1.55
(1,37)	1:A:104:ARG:HA	2:B:84:GLN:CG	12	1.55
(1,37)	1:A:104:ARG:HA	2:B:84:GLN:H	12	1.55
(1,37)	1:A:104:ARG:HA	2:B:84:GLN:HA	12	1.55
(1,37)	1:A:104:ARG:HA	2:B:84:GLN:HB2	12	1.55
(1,37)	1:A:104:ARG:HA	2:B:84:GLN:HB3	12	1.55
(1,37)	1:A:104:ARG:HA	2:B:84:GLN:HE21	12	1.55
(1,37)	1:A:104:ARG:HA	2:B:84:GLN:HE22	12	1.55
(1,37)	1:A:104:ARG:HA	2:B:84:GLN:HG2	12	1.55
(1,37)	1:A:104:ARG:HA	2:B:84:GLN:HG3	12	1.55

*Continued on next page...*

*Continued from previous page...*

Key	Atom-1	Atom-2	Model ID	Violation (Å)
(1,37)	1:A:104:ARG:HA	2:B:84:GLN:N	12	1.55
(1,37)	1:A:104:ARG:HA	2:B:84:GLN:NE2	12	1.55
(1,37)	1:A:104:ARG:HA	2:B:84:GLN:O	12	1.55
(1,37)	1:A:104:ARG:HA	2:B:84:GLN:OE1	12	1.55
(1,37)	1:A:104:ARG:HA	2:B:97:THR:C	12	1.55
(1,37)	1:A:104:ARG:HA	2:B:97:THR:CA	12	1.55
(1,37)	1:A:104:ARG:HA	2:B:97:THR:CB	12	1.55
(1,37)	1:A:104:ARG:HA	2:B:97:THR:CG2	12	1.55
(1,37)	1:A:104:ARG:HA	2:B:97:THR:H	12	1.55
(1,37)	1:A:104:ARG:HA	2:B:97:THR:HA	12	1.55
(1,37)	1:A:104:ARG:HA	2:B:97:THR:HB	12	1.55
(1,37)	1:A:104:ARG:HA	2:B:97:THR:HG1	12	1.55
(1,37)	1:A:104:ARG:HA	2:B:97:THR:HG21	12	1.55
(1,37)	1:A:104:ARG:HA	2:B:97:THR:HG22	12	1.55
(1,37)	1:A:104:ARG:HA	2:B:97:THR:HG23	12	1.55
(1,37)	1:A:104:ARG:HA	2:B:97:THR:N	12	1.55
(1,37)	1:A:104:ARG:HA	2:B:97:THR:O	12	1.55
(1,37)	1:A:104:ARG:HA	2:B:97:THR:OG1	12	1.55
(1,37)	1:A:104:ARG:HA	2:B:99:HIS:C	12	1.55
(1,37)	1:A:104:ARG:HA	2:B:99:HIS:CA	12	1.55
(1,37)	1:A:104:ARG:HA	2:B:99:HIS:CB	12	1.55
(1,37)	1:A:104:ARG:HA	2:B:99:HIS:CD2	12	1.55
(1,37)	1:A:104:ARG:HA	2:B:99:HIS:CE1	12	1.55
(1,37)	1:A:104:ARG:HA	2:B:99:HIS:CG	12	1.55
(1,37)	1:A:104:ARG:HA	2:B:99:HIS:H	12	1.55
(1,37)	1:A:104:ARG:HA	2:B:99:HIS:HA	12	1.55
(1,37)	1:A:104:ARG:HA	2:B:99:HIS:HB2	12	1.55
(1,37)	1:A:104:ARG:HA	2:B:99:HIS:HB3	12	1.55
(1,37)	1:A:104:ARG:HA	2:B:99:HIS:HD1	12	1.55
(1,37)	1:A:104:ARG:HA	2:B:99:HIS:HD2	12	1.55
(1,37)	1:A:104:ARG:HA	2:B:99:HIS:HE1	12	1.55
(1,37)	1:A:104:ARG:HA	2:B:99:HIS:HE2	12	1.55
(1,37)	1:A:104:ARG:HA	2:B:99:HIS:N	12	1.55
(1,37)	1:A:104:ARG:HA	2:B:99:HIS:ND1	12	1.55
(1,37)	1:A:104:ARG:HA	2:B:99:HIS:NE2	12	1.55
(1,37)	1:A:104:ARG:HA	2:B:99:HIS:O	12	1.55
(1,37)	1:A:104:ARG:HA	2:B:101:VAL:C	12	1.55
(1,37)	1:A:104:ARG:HA	2:B:101:VAL:CA	12	1.55
(1,37)	1:A:104:ARG:HA	2:B:101:VAL:CB	12	1.55
(1,37)	1:A:104:ARG:HA	2:B:101:VAL:CG1	12	1.55
(1,37)	1:A:104:ARG:HA	2:B:101:VAL:CG2	12	1.55
(1,37)	1:A:104:ARG:HA	2:B:101:VAL:H	12	1.55

*Continued on next page...*



*Continued from previous page...*

Key	Atom-1	Atom-2	Model ID	Violation (Å)
(1,37)	1:A:104:ARG:HA	2:B:101:VAL:HA	12	1.55
(1,37)	1:A:104:ARG:HA	2:B:101:VAL:HB	12	1.55
(1,37)	1:A:104:ARG:HA	2:B:101:VAL:HG11	12	1.55
(1,37)	1:A:104:ARG:HA	2:B:101:VAL:HG12	12	1.55
(1,37)	1:A:104:ARG:HA	2:B:101:VAL:HG13	12	1.55
(1,37)	1:A:104:ARG:HA	2:B:101:VAL:HG21	12	1.55
(1,37)	1:A:104:ARG:HA	2:B:101:VAL:HG22	12	1.55
(1,37)	1:A:104:ARG:HA	2:B:101:VAL:HG23	12	1.55
(1,37)	1:A:104:ARG:HA	2:B:101:VAL:N	12	1.55
(1,37)	1:A:104:ARG:HA	2:B:101:VAL:O	12	1.55
(1,37)	1:A:104:ARG:HB2	2:B:75:ILE:C	12	1.55
(1,37)	1:A:104:ARG:HB2	2:B:75:ILE:CA	12	1.55
(1,37)	1:A:104:ARG:HB2	2:B:75:ILE:CB	12	1.55
(1,37)	1:A:104:ARG:HB2	2:B:75:ILE:CD1	12	1.55
(1,37)	1:A:104:ARG:HB2	2:B:75:ILE:CG1	12	1.55
(1,37)	1:A:104:ARG:HB2	2:B:75:ILE:CG2	12	1.55
(1,37)	1:A:104:ARG:HB2	2:B:75:ILE:H	12	1.55
(1,37)	1:A:104:ARG:HB2	2:B:75:ILE:HA	12	1.55
(1,37)	1:A:104:ARG:HB2	2:B:75:ILE:HB	12	1.55
(1,37)	1:A:104:ARG:HB2	2:B:75:ILE:HD11	12	1.55
(1,37)	1:A:104:ARG:HB2	2:B:75:ILE:HD12	12	1.55
(1,37)	1:A:104:ARG:HB2	2:B:75:ILE:HD13	12	1.55
(1,37)	1:A:104:ARG:HB2	2:B:75:ILE:HG12	12	1.55
(1,37)	1:A:104:ARG:HB2	2:B:75:ILE:HG13	12	1.55
(1,37)	1:A:104:ARG:HB2	2:B:75:ILE:HG21	12	1.55
(1,37)	1:A:104:ARG:HB2	2:B:75:ILE:HG22	12	1.55
(1,37)	1:A:104:ARG:HB2	2:B:75:ILE:HG23	12	1.55
(1,37)	1:A:104:ARG:HB2	2:B:75:ILE:N	12	1.55
(1,37)	1:A:104:ARG:HB2	2:B:75:ILE:O	12	1.55
(1,37)	1:A:104:ARG:HB2	2:B:77:ALA:C	12	1.55
(1,37)	1:A:104:ARG:HB2	2:B:77:ALA:CA	12	1.55
(1,37)	1:A:104:ARG:HB2	2:B:77:ALA:CB	12	1.55
(1,37)	1:A:104:ARG:HB2	2:B:77:ALA:H	12	1.55
(1,37)	1:A:104:ARG:HB2	2:B:77:ALA:HA	12	1.55
(1,37)	1:A:104:ARG:HB2	2:B:77:ALA:HB1	12	1.55
(1,37)	1:A:104:ARG:HB2	2:B:77:ALA:HB2	12	1.55
(1,37)	1:A:104:ARG:HB2	2:B:77:ALA:HB3	12	1.55
(1,37)	1:A:104:ARG:HB2	2:B:77:ALA:N	12	1.55
(1,37)	1:A:104:ARG:HB2	2:B:77:ALA:O	12	1.55
(1,37)	1:A:104:ARG:HB2	2:B:78:GLY:C	12	1.55
(1,37)	1:A:104:ARG:HB2	2:B:78:GLY:CA	12	1.55
(1,37)	1:A:104:ARG:HB2	2:B:78:GLY:H	12	1.55

*Continued on next page...*

*Continued from previous page...*

Key	Atom-1	Atom-2	Model ID	Violation (Å)
(1,37)	1:A:104:ARG:HB2	2:B:78:GLY:HA2	12	1.55
(1,37)	1:A:104:ARG:HB2	2:B:78:GLY:HA3	12	1.55
(1,37)	1:A:104:ARG:HB2	2:B:78:GLY:N	12	1.55
(1,37)	1:A:104:ARG:HB2	2:B:78:GLY:O	12	1.55
(1,37)	1:A:104:ARG:HB2	2:B:79:LYS:C	12	1.55
(1,37)	1:A:104:ARG:HB2	2:B:79:LYS:CA	12	1.55
(1,37)	1:A:104:ARG:HB2	2:B:79:LYS:CB	12	1.55
(1,37)	1:A:104:ARG:HB2	2:B:79:LYS:CD	12	1.55
(1,37)	1:A:104:ARG:HB2	2:B:79:LYS:CE	12	1.55
(1,37)	1:A:104:ARG:HB2	2:B:79:LYS:CG	12	1.55
(1,37)	1:A:104:ARG:HB2	2:B:79:LYS:H	12	1.55
(1,37)	1:A:104:ARG:HB2	2:B:79:LYS:HA	12	1.55
(1,37)	1:A:104:ARG:HB2	2:B:79:LYS:HB2	12	1.55
(1,37)	1:A:104:ARG:HB2	2:B:79:LYS:HB3	12	1.55
(1,37)	1:A:104:ARG:HB2	2:B:79:LYS:HD2	12	1.55
(1,37)	1:A:104:ARG:HB2	2:B:79:LYS:HD3	12	1.55
(1,37)	1:A:104:ARG:HB2	2:B:79:LYS:HE2	12	1.55
(1,37)	1:A:104:ARG:HB2	2:B:79:LYS:HE3	12	1.55
(1,37)	1:A:104:ARG:HB2	2:B:79:LYS:HG2	12	1.55
(1,37)	1:A:104:ARG:HB2	2:B:79:LYS:HG3	12	1.55
(1,37)	1:A:104:ARG:HB2	2:B:79:LYS:HZ1	12	1.55
(1,37)	1:A:104:ARG:HB2	2:B:79:LYS:HZ2	12	1.55
(1,37)	1:A:104:ARG:HB2	2:B:79:LYS:HZ3	12	1.55
(1,37)	1:A:104:ARG:HB2	2:B:79:LYS:N	12	1.55
(1,37)	1:A:104:ARG:HB2	2:B:79:LYS:NZ	12	1.55
(1,37)	1:A:104:ARG:HB2	2:B:79:LYS:O	12	1.55
(1,37)	1:A:104:ARG:HB2	2:B:80:ILE:C	12	1.55
(1,37)	1:A:104:ARG:HB2	2:B:80:ILE:CA	12	1.55
(1,37)	1:A:104:ARG:HB2	2:B:80:ILE:CB	12	1.55
(1,37)	1:A:104:ARG:HB2	2:B:80:ILE:CD1	12	1.55
(1,37)	1:A:104:ARG:HB2	2:B:80:ILE:CG1	12	1.55
(1,37)	1:A:104:ARG:HB2	2:B:80:ILE:CG2	12	1.55
(1,37)	1:A:104:ARG:HB2	2:B:80:ILE:H	12	1.55
(1,37)	1:A:104:ARG:HB2	2:B:80:ILE:HA	12	1.55
(1,37)	1:A:104:ARG:HB2	2:B:80:ILE:HB	12	1.55
(1,37)	1:A:104:ARG:HB2	2:B:80:ILE:HD11	12	1.55
(1,37)	1:A:104:ARG:HB2	2:B:80:ILE:HD12	12	1.55
(1,37)	1:A:104:ARG:HB2	2:B:80:ILE:HD13	12	1.55
(1,37)	1:A:104:ARG:HB2	2:B:80:ILE:HG12	12	1.55
(1,37)	1:A:104:ARG:HB2	2:B:80:ILE:HG13	12	1.55
(1,37)	1:A:104:ARG:HB2	2:B:80:ILE:HG21	12	1.55
(1,37)	1:A:104:ARG:HB2	2:B:80:ILE:HG22	12	1.55

*Continued on next page...*

*Continued from previous page...*

Key	Atom-1	Atom-2	Model ID	Violation (Å)
(1,37)	1:A:104:ARG:HB2	2:B:80:ILE:HG23	12	1.55
(1,37)	1:A:104:ARG:HB2	2:B:80:ILE:N	12	1.55
(1,37)	1:A:104:ARG:HB2	2:B:80:ILE:O	12	1.55
(1,37)	1:A:104:ARG:HB2	2:B:84:GLN:C	12	1.55
(1,37)	1:A:104:ARG:HB2	2:B:84:GLN:CA	12	1.55
(1,37)	1:A:104:ARG:HB2	2:B:84:GLN:CB	12	1.55
(1,37)	1:A:104:ARG:HB2	2:B:84:GLN:CD	12	1.55
(1,37)	1:A:104:ARG:HB2	2:B:84:GLN:CG	12	1.55
(1,37)	1:A:104:ARG:HB2	2:B:84:GLN:H	12	1.55
(1,37)	1:A:104:ARG:HB2	2:B:84:GLN:HA	12	1.55
(1,37)	1:A:104:ARG:HB2	2:B:84:GLN:HB2	12	1.55
(1,37)	1:A:104:ARG:HB2	2:B:84:GLN:HB3	12	1.55
(1,37)	1:A:104:ARG:HB2	2:B:84:GLN:HE21	12	1.55
(1,37)	1:A:104:ARG:HB2	2:B:84:GLN:HE22	12	1.55
(1,37)	1:A:104:ARG:HB2	2:B:84:GLN:HG2	12	1.55
(1,37)	1:A:104:ARG:HB2	2:B:84:GLN:HG3	12	1.55
(1,37)	1:A:104:ARG:HB2	2:B:84:GLN:N	12	1.55
(1,37)	1:A:104:ARG:HB2	2:B:84:GLN:NE2	12	1.55
(1,37)	1:A:104:ARG:HB2	2:B:84:GLN:O	12	1.55
(1,37)	1:A:104:ARG:HB2	2:B:84:GLN:OE1	12	1.55
(1,37)	1:A:104:ARG:HB2	2:B:97:THR:C	12	1.55
(1,37)	1:A:104:ARG:HB2	2:B:97:THR:CA	12	1.55
(1,37)	1:A:104:ARG:HB2	2:B:97:THR:CB	12	1.55
(1,37)	1:A:104:ARG:HB2	2:B:97:THR:CG2	12	1.55
(1,37)	1:A:104:ARG:HB2	2:B:97:THR:H	12	1.55
(1,37)	1:A:104:ARG:HB2	2:B:97:THR:HA	12	1.55
(1,37)	1:A:104:ARG:HB2	2:B:97:THR:HB	12	1.55
(1,37)	1:A:104:ARG:HB2	2:B:97:THR:HG1	12	1.55
(1,37)	1:A:104:ARG:HB2	2:B:97:THR:HG21	12	1.55
(1,37)	1:A:104:ARG:HB2	2:B:97:THR:HG22	12	1.55
(1,37)	1:A:104:ARG:HB2	2:B:97:THR:HG23	12	1.55
(1,37)	1:A:104:ARG:HB2	2:B:97:THR:N	12	1.55
(1,37)	1:A:104:ARG:HB2	2:B:97:THR:O	12	1.55
(1,37)	1:A:104:ARG:HB2	2:B:97:THR:OG1	12	1.55
(1,37)	1:A:104:ARG:HB2	2:B:99:HIS:C	12	1.55
(1,37)	1:A:104:ARG:HB2	2:B:99:HIS:CA	12	1.55
(1,37)	1:A:104:ARG:HB2	2:B:99:HIS:CB	12	1.55
(1,37)	1:A:104:ARG:HB2	2:B:99:HIS:CD2	12	1.55
(1,37)	1:A:104:ARG:HB2	2:B:99:HIS:CE1	12	1.55
(1,37)	1:A:104:ARG:HB2	2:B:99:HIS:CG	12	1.55
(1,37)	1:A:104:ARG:HB2	2:B:99:HIS:H	12	1.55
(1,37)	1:A:104:ARG:HB2	2:B:99:HIS:HA	12	1.55

*Continued on next page...*

*Continued from previous page...*

Key	Atom-1	Atom-2	Model ID	Violation (Å)
(1,37)	1:A:104:ARG:HB2	2:B:99:HIS:HB2	12	1.55
(1,37)	1:A:104:ARG:HB2	2:B:99:HIS:HB3	12	1.55
(1,37)	1:A:104:ARG:HB2	2:B:99:HIS:HD1	12	1.55
(1,37)	1:A:104:ARG:HB2	2:B:99:HIS:HD2	12	1.55
(1,37)	1:A:104:ARG:HB2	2:B:99:HIS:HE1	12	1.55
(1,37)	1:A:104:ARG:HB2	2:B:99:HIS:HE2	12	1.55
(1,37)	1:A:104:ARG:HB2	2:B:99:HIS:N	12	1.55
(1,37)	1:A:104:ARG:HB2	2:B:99:HIS:ND1	12	1.55
(1,37)	1:A:104:ARG:HB2	2:B:99:HIS:NE2	12	1.55
(1,37)	1:A:104:ARG:HB2	2:B:99:HIS:O	12	1.55
(1,37)	1:A:104:ARG:HB2	2:B:101:VAL:C	12	1.55
(1,37)	1:A:104:ARG:HB2	2:B:101:VAL:CA	12	1.55
(1,37)	1:A:104:ARG:HB2	2:B:101:VAL:CB	12	1.55
(1,37)	1:A:104:ARG:HB2	2:B:101:VAL:CG1	12	1.55
(1,37)	1:A:104:ARG:HB2	2:B:101:VAL:CG2	12	1.55
(1,37)	1:A:104:ARG:HB2	2:B:101:VAL:H	12	1.55
(1,37)	1:A:104:ARG:HB2	2:B:101:VAL:HA	12	1.55
(1,37)	1:A:104:ARG:HB2	2:B:101:VAL:HB	12	1.55
(1,37)	1:A:104:ARG:HB2	2:B:101:VAL:HG11	12	1.55
(1,37)	1:A:104:ARG:HB2	2:B:101:VAL:HG12	12	1.55
(1,37)	1:A:104:ARG:HB2	2:B:101:VAL:HG13	12	1.55
(1,37)	1:A:104:ARG:HB2	2:B:101:VAL:HG21	12	1.55
(1,37)	1:A:104:ARG:HB2	2:B:101:VAL:HG22	12	1.55
(1,37)	1:A:104:ARG:HB2	2:B:101:VAL:HG23	12	1.55
(1,37)	1:A:104:ARG:HB2	2:B:101:VAL:N	12	1.55
(1,37)	1:A:104:ARG:HB2	2:B:101:VAL:O	12	1.55
(1,37)	1:A:104:ARG:HB3	2:B:75:ILE:C	12	1.55
(1,37)	1:A:104:ARG:HB3	2:B:75:ILE:CA	12	1.55
(1,37)	1:A:104:ARG:HB3	2:B:75:ILE:CB	12	1.55
(1,37)	1:A:104:ARG:HB3	2:B:75:ILE:CD1	12	1.55
(1,37)	1:A:104:ARG:HB3	2:B:75:ILE:CG1	12	1.55
(1,37)	1:A:104:ARG:HB3	2:B:75:ILE:CG2	12	1.55
(1,37)	1:A:104:ARG:HB3	2:B:75:ILE:H	12	1.55
(1,37)	1:A:104:ARG:HB3	2:B:75:ILE:HA	12	1.55
(1,37)	1:A:104:ARG:HB3	2:B:75:ILE:HB	12	1.55
(1,37)	1:A:104:ARG:HB3	2:B:75:ILE:HD11	12	1.55
(1,37)	1:A:104:ARG:HB3	2:B:75:ILE:HD12	12	1.55
(1,37)	1:A:104:ARG:HB3	2:B:75:ILE:HD13	12	1.55
(1,37)	1:A:104:ARG:HB3	2:B:75:ILE:HG12	12	1.55
(1,37)	1:A:104:ARG:HB3	2:B:75:ILE:HG13	12	1.55
(1,37)	1:A:104:ARG:HB3	2:B:75:ILE:HG21	12	1.55
(1,37)	1:A:104:ARG:HB3	2:B:75:ILE:HG22	12	1.55

*Continued on next page...*

*Continued from previous page...*

Key	Atom-1	Atom-2	Model ID	Violation (Å)
(1,37)	1:A:104:ARG:HB3	2:B:75:ILE:HG23	12	1.55
(1,37)	1:A:104:ARG:HB3	2:B:75:ILE:N	12	1.55
(1,37)	1:A:104:ARG:HB3	2:B:75:ILE:O	12	1.55
(1,37)	1:A:104:ARG:HB3	2:B:77:ALA:C	12	1.55
(1,37)	1:A:104:ARG:HB3	2:B:77:ALA:CA	12	1.55
(1,37)	1:A:104:ARG:HB3	2:B:77:ALA:CB	12	1.55
(1,37)	1:A:104:ARG:HB3	2:B:77:ALA:H	12	1.55
(1,37)	1:A:104:ARG:HB3	2:B:77:ALA:HA	12	1.55
(1,37)	1:A:104:ARG:HB3	2:B:77:ALA:HB1	12	1.55
(1,37)	1:A:104:ARG:HB3	2:B:77:ALA:HB2	12	1.55
(1,37)	1:A:104:ARG:HB3	2:B:77:ALA:HB3	12	1.55
(1,37)	1:A:104:ARG:HB3	2:B:77:ALA:N	12	1.55
(1,37)	1:A:104:ARG:HB3	2:B:77:ALA:O	12	1.55
(1,37)	1:A:104:ARG:HB3	2:B:78:GLY:C	12	1.55
(1,37)	1:A:104:ARG:HB3	2:B:78:GLY:CA	12	1.55
(1,37)	1:A:104:ARG:HB3	2:B:78:GLY:H	12	1.55
(1,37)	1:A:104:ARG:HB3	2:B:78:GLY:HA2	12	1.55
(1,37)	1:A:104:ARG:HB3	2:B:78:GLY:HA3	12	1.55
(1,37)	1:A:104:ARG:HB3	2:B:78:GLY:N	12	1.55
(1,37)	1:A:104:ARG:HB3	2:B:78:GLY:O	12	1.55
(1,37)	1:A:104:ARG:HB3	2:B:79:LYS:C	12	1.55
(1,37)	1:A:104:ARG:HB3	2:B:79:LYS:CA	12	1.55
(1,37)	1:A:104:ARG:HB3	2:B:79:LYS:CB	12	1.55
(1,37)	1:A:104:ARG:HB3	2:B:79:LYS:CD	12	1.55
(1,37)	1:A:104:ARG:HB3	2:B:79:LYS:CE	12	1.55
(1,37)	1:A:104:ARG:HB3	2:B:79:LYS:CG	12	1.55
(1,37)	1:A:104:ARG:HB3	2:B:79:LYS:H	12	1.55
(1,37)	1:A:104:ARG:HB3	2:B:79:LYS:HA	12	1.55
(1,37)	1:A:104:ARG:HB3	2:B:79:LYS:HB2	12	1.55
(1,37)	1:A:104:ARG:HB3	2:B:79:LYS:HB3	12	1.55
(1,37)	1:A:104:ARG:HB3	2:B:79:LYS:HD2	12	1.55
(1,37)	1:A:104:ARG:HB3	2:B:79:LYS:HD3	12	1.55
(1,37)	1:A:104:ARG:HB3	2:B:79:LYS:HE2	12	1.55
(1,37)	1:A:104:ARG:HB3	2:B:79:LYS:HE3	12	1.55
(1,37)	1:A:104:ARG:HB3	2:B:79:LYS:HG2	12	1.55
(1,37)	1:A:104:ARG:HB3	2:B:79:LYS:HG3	12	1.55
(1,37)	1:A:104:ARG:HB3	2:B:79:LYS:HZ1	12	1.55
(1,37)	1:A:104:ARG:HB3	2:B:79:LYS:HZ2	12	1.55
(1,37)	1:A:104:ARG:HB3	2:B:79:LYS:HZ3	12	1.55
(1,37)	1:A:104:ARG:HB3	2:B:79:LYS:N	12	1.55
(1,37)	1:A:104:ARG:HB3	2:B:79:LYS:NZ	12	1.55
(1,37)	1:A:104:ARG:HB3	2:B:79:LYS:O	12	1.55

*Continued on next page...*

*Continued from previous page...*

Key	Atom-1	Atom-2	Model ID	Violation (Å)
(1,37)	1:A:104:ARG:HB3	2:B:80:ILE:C	12	1.55
(1,37)	1:A:104:ARG:HB3	2:B:80:ILE:CA	12	1.55
(1,37)	1:A:104:ARG:HB3	2:B:80:ILE:CB	12	1.55
(1,37)	1:A:104:ARG:HB3	2:B:80:ILE:CD1	12	1.55
(1,37)	1:A:104:ARG:HB3	2:B:80:ILE:CG1	12	1.55
(1,37)	1:A:104:ARG:HB3	2:B:80:ILE:CG2	12	1.55
(1,37)	1:A:104:ARG:HB3	2:B:80:ILE:H	12	1.55
(1,37)	1:A:104:ARG:HB3	2:B:80:ILE:HA	12	1.55
(1,37)	1:A:104:ARG:HB3	2:B:80:ILE:HB	12	1.55
(1,37)	1:A:104:ARG:HB3	2:B:80:ILE:HD11	12	1.55
(1,37)	1:A:104:ARG:HB3	2:B:80:ILE:HD12	12	1.55
(1,37)	1:A:104:ARG:HB3	2:B:80:ILE:HD13	12	1.55
(1,37)	1:A:104:ARG:HB3	2:B:80:ILE:HG12	12	1.55
(1,37)	1:A:104:ARG:HB3	2:B:80:ILE:HG13	12	1.55
(1,37)	1:A:104:ARG:HB3	2:B:80:ILE:HG21	12	1.55
(1,37)	1:A:104:ARG:HB3	2:B:80:ILE:HG22	12	1.55
(1,37)	1:A:104:ARG:HB3	2:B:80:ILE:HG23	12	1.55
(1,37)	1:A:104:ARG:HB3	2:B:80:ILE:N	12	1.55
(1,37)	1:A:104:ARG:HB3	2:B:80:ILE:O	12	1.55
(1,37)	1:A:104:ARG:HB3	2:B:84:GLN:C	12	1.55
(1,37)	1:A:104:ARG:HB3	2:B:84:GLN:CA	12	1.55
(1,37)	1:A:104:ARG:HB3	2:B:84:GLN:CB	12	1.55
(1,37)	1:A:104:ARG:HB3	2:B:84:GLN:CD	12	1.55
(1,37)	1:A:104:ARG:HB3	2:B:84:GLN:CG	12	1.55
(1,37)	1:A:104:ARG:HB3	2:B:84:GLN:H	12	1.55
(1,37)	1:A:104:ARG:HB3	2:B:84:GLN:HA	12	1.55
(1,37)	1:A:104:ARG:HB3	2:B:84:GLN:HB2	12	1.55
(1,37)	1:A:104:ARG:HB3	2:B:84:GLN:HB3	12	1.55
(1,37)	1:A:104:ARG:HB3	2:B:84:GLN:HE21	12	1.55
(1,37)	1:A:104:ARG:HB3	2:B:84:GLN:HE22	12	1.55
(1,37)	1:A:104:ARG:HB3	2:B:84:GLN:HG2	12	1.55
(1,37)	1:A:104:ARG:HB3	2:B:84:GLN:HG3	12	1.55
(1,37)	1:A:104:ARG:HB3	2:B:84:GLN:N	12	1.55
(1,37)	1:A:104:ARG:HB3	2:B:84:GLN:NE2	12	1.55
(1,37)	1:A:104:ARG:HB3	2:B:84:GLN:O	12	1.55
(1,37)	1:A:104:ARG:HB3	2:B:84:GLN:OE1	12	1.55
(1,37)	1:A:104:ARG:HB3	2:B:97:THR:C	12	1.55
(1,37)	1:A:104:ARG:HB3	2:B:97:THR:CA	12	1.55
(1,37)	1:A:104:ARG:HB3	2:B:97:THR:CB	12	1.55
(1,37)	1:A:104:ARG:HB3	2:B:97:THR:CG2	12	1.55
(1,37)	1:A:104:ARG:HB3	2:B:97:THR:H	12	1.55
(1,37)	1:A:104:ARG:HB3	2:B:97:THR:HA	12	1.55

*Continued on next page...*

*Continued from previous page...*

Key	Atom-1	Atom-2	Model ID	Violation (Å)
(1,37)	1:A:104:ARG:HB3	2:B:97:THR:HB	12	1.55
(1,37)	1:A:104:ARG:HB3	2:B:97:THR:HG1	12	1.55
(1,37)	1:A:104:ARG:HB3	2:B:97:THR:HG21	12	1.55
(1,37)	1:A:104:ARG:HB3	2:B:97:THR:HG22	12	1.55
(1,37)	1:A:104:ARG:HB3	2:B:97:THR:HG23	12	1.55
(1,37)	1:A:104:ARG:HB3	2:B:97:THR:N	12	1.55
(1,37)	1:A:104:ARG:HB3	2:B:97:THR:O	12	1.55
(1,37)	1:A:104:ARG:HB3	2:B:97:THR:OG1	12	1.55
(1,37)	1:A:104:ARG:HB3	2:B:99:HIS:C	12	1.55
(1,37)	1:A:104:ARG:HB3	2:B:99:HIS:CA	12	1.55
(1,37)	1:A:104:ARG:HB3	2:B:99:HIS:CB	12	1.55
(1,37)	1:A:104:ARG:HB3	2:B:99:HIS:CD2	12	1.55
(1,37)	1:A:104:ARG:HB3	2:B:99:HIS:CE1	12	1.55
(1,37)	1:A:104:ARG:HB3	2:B:99:HIS:CG	12	1.55
(1,37)	1:A:104:ARG:HB3	2:B:99:HIS:H	12	1.55
(1,37)	1:A:104:ARG:HB3	2:B:99:HIS:HA	12	1.55
(1,37)	1:A:104:ARG:HB3	2:B:99:HIS:HB2	12	1.55
(1,37)	1:A:104:ARG:HB3	2:B:99:HIS:HB3	12	1.55
(1,37)	1:A:104:ARG:HB3	2:B:99:HIS:HD1	12	1.55
(1,37)	1:A:104:ARG:HB3	2:B:99:HIS:HD2	12	1.55
(1,37)	1:A:104:ARG:HB3	2:B:99:HIS:HE1	12	1.55
(1,37)	1:A:104:ARG:HB3	2:B:99:HIS:HE2	12	1.55
(1,37)	1:A:104:ARG:HB3	2:B:99:HIS:N	12	1.55
(1,37)	1:A:104:ARG:HB3	2:B:99:HIS:ND1	12	1.55
(1,37)	1:A:104:ARG:HB3	2:B:99:HIS:NE2	12	1.55
(1,37)	1:A:104:ARG:HB3	2:B:99:HIS:O	12	1.55
(1,37)	1:A:104:ARG:HB3	2:B:101:VAL:C	12	1.55
(1,37)	1:A:104:ARG:HB3	2:B:101:VAL:CA	12	1.55
(1,37)	1:A:104:ARG:HB3	2:B:101:VAL:CB	12	1.55
(1,37)	1:A:104:ARG:HB3	2:B:101:VAL:CG1	12	1.55
(1,37)	1:A:104:ARG:HB3	2:B:101:VAL:CG2	12	1.55
(1,37)	1:A:104:ARG:HB3	2:B:101:VAL:H	12	1.55
(1,37)	1:A:104:ARG:HB3	2:B:101:VAL:HA	12	1.55
(1,37)	1:A:104:ARG:HB3	2:B:101:VAL:HB	12	1.55
(1,37)	1:A:104:ARG:HB3	2:B:101:VAL:HG11	12	1.55
(1,37)	1:A:104:ARG:HB3	2:B:101:VAL:HG12	12	1.55
(1,37)	1:A:104:ARG:HB3	2:B:101:VAL:HG13	12	1.55
(1,37)	1:A:104:ARG:HB3	2:B:101:VAL:HG21	12	1.55
(1,37)	1:A:104:ARG:HB3	2:B:101:VAL:HG22	12	1.55
(1,37)	1:A:104:ARG:HB3	2:B:101:VAL:HG23	12	1.55
(1,37)	1:A:104:ARG:HB3	2:B:101:VAL:N	12	1.55
(1,37)	1:A:104:ARG:HB3	2:B:101:VAL:O	12	1.55

*Continued on next page...*

*Continued from previous page...*

Key	Atom-1	Atom-2	Model ID	Violation (Å)
(1,37)	1:A:104:ARG:HD2	2:B:75:ILE:C	12	1.55
(1,37)	1:A:104:ARG:HD2	2:B:75:ILE:CA	12	1.55
(1,37)	1:A:104:ARG:HD2	2:B:75:ILE:CB	12	1.55
(1,37)	1:A:104:ARG:HD2	2:B:75:ILE:CD1	12	1.55
(1,37)	1:A:104:ARG:HD2	2:B:75:ILE:CG1	12	1.55
(1,37)	1:A:104:ARG:HD2	2:B:75:ILE:CG2	12	1.55
(1,37)	1:A:104:ARG:HD2	2:B:75:ILE:H	12	1.55
(1,37)	1:A:104:ARG:HD2	2:B:75:ILE:HA	12	1.55
(1,37)	1:A:104:ARG:HD2	2:B:75:ILE:HB	12	1.55
(1,37)	1:A:104:ARG:HD2	2:B:75:ILE:HD11	12	1.55
(1,37)	1:A:104:ARG:HD2	2:B:75:ILE:HD12	12	1.55
(1,37)	1:A:104:ARG:HD2	2:B:75:ILE:HD13	12	1.55
(1,37)	1:A:104:ARG:HD2	2:B:75:ILE:HG12	12	1.55
(1,37)	1:A:104:ARG:HD2	2:B:75:ILE:HG13	12	1.55
(1,37)	1:A:104:ARG:HD2	2:B:75:ILE:HG21	12	1.55
(1,37)	1:A:104:ARG:HD2	2:B:75:ILE:HG22	12	1.55
(1,37)	1:A:104:ARG:HD2	2:B:75:ILE:HG23	12	1.55
(1,37)	1:A:104:ARG:HD2	2:B:75:ILE:N	12	1.55
(1,37)	1:A:104:ARG:HD2	2:B:75:ILE:O	12	1.55
(1,37)	1:A:104:ARG:HD2	2:B:77:ALA:C	12	1.55
(1,37)	1:A:104:ARG:HD2	2:B:77:ALA:CA	12	1.55
(1,37)	1:A:104:ARG:HD2	2:B:77:ALA:CB	12	1.55
(1,37)	1:A:104:ARG:HD2	2:B:77:ALA:H	12	1.55
(1,37)	1:A:104:ARG:HD2	2:B:77:ALA:HA	12	1.55
(1,37)	1:A:104:ARG:HD2	2:B:77:ALA:HB1	12	1.55
(1,37)	1:A:104:ARG:HD2	2:B:77:ALA:HB2	12	1.55
(1,37)	1:A:104:ARG:HD2	2:B:77:ALA:HB3	12	1.55
(1,37)	1:A:104:ARG:HD2	2:B:77:ALA:N	12	1.55
(1,37)	1:A:104:ARG:HD2	2:B:77:ALA:O	12	1.55
(1,37)	1:A:104:ARG:HD2	2:B:78:GLY:C	12	1.55
(1,37)	1:A:104:ARG:HD2	2:B:78:GLY:CA	12	1.55
(1,37)	1:A:104:ARG:HD2	2:B:78:GLY:H	12	1.55
(1,37)	1:A:104:ARG:HD2	2:B:78:GLY:HA2	12	1.55
(1,37)	1:A:104:ARG:HD2	2:B:78:GLY:HA3	12	1.55
(1,37)	1:A:104:ARG:HD2	2:B:78:GLY:N	12	1.55
(1,37)	1:A:104:ARG:HD2	2:B:78:GLY:O	12	1.55
(1,37)	1:A:104:ARG:HD2	2:B:79:LYS:C	12	1.55
(1,37)	1:A:104:ARG:HD2	2:B:79:LYS:CA	12	1.55
(1,37)	1:A:104:ARG:HD2	2:B:79:LYS:CB	12	1.55
(1,37)	1:A:104:ARG:HD2	2:B:79:LYS:CD	12	1.55
(1,37)	1:A:104:ARG:HD2	2:B:79:LYS:CE	12	1.55
(1,37)	1:A:104:ARG:HD2	2:B:79:LYS:CG	12	1.55

*Continued on next page...*



*Continued from previous page...*

Key	Atom-1	Atom-2	Model ID	Violation (Å)
(1,37)	1:A:104:ARG:HD2	2:B:79:LYS:H	12	1.55
(1,37)	1:A:104:ARG:HD2	2:B:79:LYS:HA	12	1.55
(1,37)	1:A:104:ARG:HD2	2:B:79:LYS:HB2	12	1.55
(1,37)	1:A:104:ARG:HD2	2:B:79:LYS:HB3	12	1.55
(1,37)	1:A:104:ARG:HD2	2:B:79:LYS:HD2	12	1.55
(1,37)	1:A:104:ARG:HD2	2:B:79:LYS:HD3	12	1.55
(1,37)	1:A:104:ARG:HD2	2:B:79:LYS:HE2	12	1.55
(1,37)	1:A:104:ARG:HD2	2:B:79:LYS:HE3	12	1.55
(1,37)	1:A:104:ARG:HD2	2:B:79:LYS:HG2	12	1.55
(1,37)	1:A:104:ARG:HD2	2:B:79:LYS:HG3	12	1.55
(1,37)	1:A:104:ARG:HD2	2:B:79:LYS:HZ1	12	1.55
(1,37)	1:A:104:ARG:HD2	2:B:79:LYS:HZ2	12	1.55
(1,37)	1:A:104:ARG:HD2	2:B:79:LYS:HZ3	12	1.55
(1,37)	1:A:104:ARG:HD2	2:B:79:LYS:N	12	1.55
(1,37)	1:A:104:ARG:HD2	2:B:79:LYS:NZ	12	1.55
(1,37)	1:A:104:ARG:HD2	2:B:79:LYS:O	12	1.55
(1,37)	1:A:104:ARG:HD2	2:B:80:ILE:C	12	1.55
(1,37)	1:A:104:ARG:HD2	2:B:80:ILE:CA	12	1.55
(1,37)	1:A:104:ARG:HD2	2:B:80:ILE:CB	12	1.55
(1,37)	1:A:104:ARG:HD2	2:B:80:ILE:CD1	12	1.55
(1,37)	1:A:104:ARG:HD2	2:B:80:ILE:CG1	12	1.55
(1,37)	1:A:104:ARG:HD2	2:B:80:ILE:CG2	12	1.55
(1,37)	1:A:104:ARG:HD2	2:B:80:ILE:H	12	1.55
(1,37)	1:A:104:ARG:HD2	2:B:80:ILE:HA	12	1.55
(1,37)	1:A:104:ARG:HD2	2:B:80:ILE:HB	12	1.55
(1,37)	1:A:104:ARG:HD2	2:B:80:ILE:HD11	12	1.55
(1,37)	1:A:104:ARG:HD2	2:B:80:ILE:HD12	12	1.55
(1,37)	1:A:104:ARG:HD2	2:B:80:ILE:HD13	12	1.55
(1,37)	1:A:104:ARG:HD2	2:B:80:ILE:HG12	12	1.55
(1,37)	1:A:104:ARG:HD2	2:B:80:ILE:HG13	12	1.55
(1,37)	1:A:104:ARG:HD2	2:B:80:ILE:HG21	12	1.55
(1,37)	1:A:104:ARG:HD2	2:B:80:ILE:HG22	12	1.55
(1,37)	1:A:104:ARG:HD2	2:B:80:ILE:HG23	12	1.55
(1,37)	1:A:104:ARG:HD2	2:B:80:ILE:N	12	1.55
(1,37)	1:A:104:ARG:HD2	2:B:80:ILE:O	12	1.55
(1,37)	1:A:104:ARG:HD2	2:B:84:GLN:C	12	1.55
(1,37)	1:A:104:ARG:HD2	2:B:84:GLN:CA	12	1.55
(1,37)	1:A:104:ARG:HD2	2:B:84:GLN:CB	12	1.55
(1,37)	1:A:104:ARG:HD2	2:B:84:GLN:CD	12	1.55
(1,37)	1:A:104:ARG:HD2	2:B:84:GLN:CG	12	1.55
(1,37)	1:A:104:ARG:HD2	2:B:84:GLN:H	12	1.55
(1,37)	1:A:104:ARG:HD2	2:B:84:GLN:HA	12	1.55

*Continued on next page...*

*Continued from previous page...*

Key	Atom-1	Atom-2	Model ID	Violation (Å)
(1,37)	1:A:104:ARG:HD2	2:B:84:GLN:HB2	12	1.55
(1,37)	1:A:104:ARG:HD2	2:B:84:GLN:HB3	12	1.55
(1,37)	1:A:104:ARG:HD2	2:B:84:GLN:HE21	12	1.55
(1,37)	1:A:104:ARG:HD2	2:B:84:GLN:HE22	12	1.55
(1,37)	1:A:104:ARG:HD2	2:B:84:GLN:HG2	12	1.55
(1,37)	1:A:104:ARG:HD2	2:B:84:GLN:HG3	12	1.55
(1,37)	1:A:104:ARG:HD2	2:B:84:GLN:N	12	1.55
(1,37)	1:A:104:ARG:HD2	2:B:84:GLN:NE2	12	1.55
(1,37)	1:A:104:ARG:HD2	2:B:84:GLN:O	12	1.55
(1,37)	1:A:104:ARG:HD2	2:B:84:GLN:OE1	12	1.55
(1,37)	1:A:104:ARG:HD2	2:B:97:THR:C	12	1.55
(1,37)	1:A:104:ARG:HD2	2:B:97:THR:CA	12	1.55
(1,37)	1:A:104:ARG:HD2	2:B:97:THR:CB	12	1.55
(1,37)	1:A:104:ARG:HD2	2:B:97:THR:CG2	12	1.55
(1,37)	1:A:104:ARG:HD2	2:B:97:THR:H	12	1.55
(1,37)	1:A:104:ARG:HD2	2:B:97:THR:HA	12	1.55
(1,37)	1:A:104:ARG:HD2	2:B:97:THR:HB	12	1.55
(1,37)	1:A:104:ARG:HD2	2:B:97:THR:HG1	12	1.55
(1,37)	1:A:104:ARG:HD2	2:B:97:THR:HG21	12	1.55
(1,37)	1:A:104:ARG:HD2	2:B:97:THR:HG22	12	1.55
(1,37)	1:A:104:ARG:HD2	2:B:97:THR:HG23	12	1.55
(1,37)	1:A:104:ARG:HD2	2:B:97:THR:N	12	1.55
(1,37)	1:A:104:ARG:HD2	2:B:97:THR:O	12	1.55
(1,37)	1:A:104:ARG:HD2	2:B:97:THR:OG1	12	1.55
(1,37)	1:A:104:ARG:HD2	2:B:99:HIS:C	12	1.55
(1,37)	1:A:104:ARG:HD2	2:B:99:HIS:CA	12	1.55
(1,37)	1:A:104:ARG:HD2	2:B:99:HIS:CB	12	1.55
(1,37)	1:A:104:ARG:HD2	2:B:99:HIS:CD2	12	1.55
(1,37)	1:A:104:ARG:HD2	2:B:99:HIS:CE1	12	1.55
(1,37)	1:A:104:ARG:HD2	2:B:99:HIS:CG	12	1.55
(1,37)	1:A:104:ARG:HD2	2:B:99:HIS:H	12	1.55
(1,37)	1:A:104:ARG:HD2	2:B:99:HIS:HA	12	1.55
(1,37)	1:A:104:ARG:HD2	2:B:99:HIS:HB2	12	1.55
(1,37)	1:A:104:ARG:HD2	2:B:99:HIS:HB3	12	1.55
(1,37)	1:A:104:ARG:HD2	2:B:99:HIS:HD1	12	1.55
(1,37)	1:A:104:ARG:HD2	2:B:99:HIS:HD2	12	1.55
(1,37)	1:A:104:ARG:HD2	2:B:99:HIS:HE1	12	1.55
(1,37)	1:A:104:ARG:HD2	2:B:99:HIS:HE2	12	1.55
(1,37)	1:A:104:ARG:HD2	2:B:99:HIS:N	12	1.55
(1,37)	1:A:104:ARG:HD2	2:B:99:HIS:ND1	12	1.55
(1,37)	1:A:104:ARG:HD2	2:B:99:HIS:NE2	12	1.55
(1,37)	1:A:104:ARG:HD2	2:B:99:HIS:O	12	1.55

*Continued on next page...*

*Continued from previous page...*

Key	Atom-1	Atom-2	Model ID	Violation (Å)
(1,37)	1:A:104:ARG:HD2	2:B:101:VAL:C	12	1.55
(1,37)	1:A:104:ARG:HD2	2:B:101:VAL:CA	12	1.55
(1,37)	1:A:104:ARG:HD2	2:B:101:VAL:CB	12	1.55
(1,37)	1:A:104:ARG:HD2	2:B:101:VAL:CG1	12	1.55
(1,37)	1:A:104:ARG:HD2	2:B:101:VAL:CG2	12	1.55
(1,37)	1:A:104:ARG:HD2	2:B:101:VAL:H	12	1.55
(1,37)	1:A:104:ARG:HD2	2:B:101:VAL:HA	12	1.55
(1,37)	1:A:104:ARG:HD2	2:B:101:VAL:HB	12	1.55
(1,37)	1:A:104:ARG:HD2	2:B:101:VAL:HG11	12	1.55
(1,37)	1:A:104:ARG:HD2	2:B:101:VAL:HG12	12	1.55
(1,37)	1:A:104:ARG:HD2	2:B:101:VAL:HG13	12	1.55
(1,37)	1:A:104:ARG:HD2	2:B:101:VAL:HG21	12	1.55
(1,37)	1:A:104:ARG:HD2	2:B:101:VAL:HG22	12	1.55
(1,37)	1:A:104:ARG:HD2	2:B:101:VAL:HG23	12	1.55
(1,37)	1:A:104:ARG:HD2	2:B:101:VAL:N	12	1.55
(1,37)	1:A:104:ARG:HD2	2:B:101:VAL:O	12	1.55
(1,37)	1:A:104:ARG:HD3	2:B:75:ILE:C	12	1.55
(1,37)	1:A:104:ARG:HD3	2:B:75:ILE:CA	12	1.55
(1,37)	1:A:104:ARG:HD3	2:B:75:ILE:CB	12	1.55
(1,37)	1:A:104:ARG:HD3	2:B:75:ILE:CD1	12	1.55
(1,37)	1:A:104:ARG:HD3	2:B:75:ILE:CG1	12	1.55
(1,37)	1:A:104:ARG:HD3	2:B:75:ILE:CG2	12	1.55
(1,37)	1:A:104:ARG:HD3	2:B:75:ILE:H	12	1.55
(1,37)	1:A:104:ARG:HD3	2:B:75:ILE:HA	12	1.55
(1,37)	1:A:104:ARG:HD3	2:B:75:ILE:HB	12	1.55
(1,37)	1:A:104:ARG:HD3	2:B:75:ILE:HD11	12	1.55
(1,37)	1:A:104:ARG:HD3	2:B:75:ILE:HD12	12	1.55
(1,37)	1:A:104:ARG:HD3	2:B:75:ILE:HD13	12	1.55
(1,37)	1:A:104:ARG:HD3	2:B:75:ILE:HG12	12	1.55
(1,37)	1:A:104:ARG:HD3	2:B:75:ILE:HG13	12	1.55
(1,37)	1:A:104:ARG:HD3	2:B:75:ILE:HG21	12	1.55
(1,37)	1:A:104:ARG:HD3	2:B:75:ILE:HG22	12	1.55
(1,37)	1:A:104:ARG:HD3	2:B:75:ILE:HG23	12	1.55
(1,37)	1:A:104:ARG:HD3	2:B:75:ILE:N	12	1.55
(1,37)	1:A:104:ARG:HD3	2:B:75:ILE:O	12	1.55
(1,37)	1:A:104:ARG:HD3	2:B:77:ALA:C	12	1.55
(1,37)	1:A:104:ARG:HD3	2:B:77:ALA:CA	12	1.55
(1,37)	1:A:104:ARG:HD3	2:B:77:ALA:CB	12	1.55
(1,37)	1:A:104:ARG:HD3	2:B:77:ALA:H	12	1.55
(1,37)	1:A:104:ARG:HD3	2:B:77:ALA:HA	12	1.55
(1,37)	1:A:104:ARG:HD3	2:B:77:ALA:HB1	12	1.55
(1,37)	1:A:104:ARG:HD3	2:B:77:ALA:HB2	12	1.55

*Continued on next page...*

*Continued from previous page...*

Key	Atom-1	Atom-2	Model ID	Violation (Å)
(1,37)	1:A:104:ARG:HD3	2:B:77:ALA:HB3	12	1.55
(1,37)	1:A:104:ARG:HD3	2:B:77:ALA:N	12	1.55
(1,37)	1:A:104:ARG:HD3	2:B:77:ALA:O	12	1.55
(1,37)	1:A:104:ARG:HD3	2:B:78:GLY:C	12	1.55
(1,37)	1:A:104:ARG:HD3	2:B:78:GLY:CA	12	1.55
(1,37)	1:A:104:ARG:HD3	2:B:78:GLY:H	12	1.55
(1,37)	1:A:104:ARG:HD3	2:B:78:GLY:HA2	12	1.55
(1,37)	1:A:104:ARG:HD3	2:B:78:GLY:HA3	12	1.55
(1,37)	1:A:104:ARG:HD3	2:B:78:GLY:N	12	1.55
(1,37)	1:A:104:ARG:HD3	2:B:78:GLY:O	12	1.55
(1,37)	1:A:104:ARG:HD3	2:B:79:LYS:C	12	1.55
(1,37)	1:A:104:ARG:HD3	2:B:79:LYS:CA	12	1.55
(1,37)	1:A:104:ARG:HD3	2:B:79:LYS:CB	12	1.55
(1,37)	1:A:104:ARG:HD3	2:B:79:LYS:CD	12	1.55
(1,37)	1:A:104:ARG:HD3	2:B:79:LYS:CE	12	1.55
(1,37)	1:A:104:ARG:HD3	2:B:79:LYS:CG	12	1.55
(1,37)	1:A:104:ARG:HD3	2:B:79:LYS:H	12	1.55
(1,37)	1:A:104:ARG:HD3	2:B:79:LYS:HA	12	1.55
(1,37)	1:A:104:ARG:HD3	2:B:79:LYS:HB2	12	1.55
(1,37)	1:A:104:ARG:HD3	2:B:79:LYS:HB3	12	1.55
(1,37)	1:A:104:ARG:HD3	2:B:79:LYS:HD2	12	1.55
(1,37)	1:A:104:ARG:HD3	2:B:79:LYS:HD3	12	1.55
(1,37)	1:A:104:ARG:HD3	2:B:79:LYS:HE2	12	1.55
(1,37)	1:A:104:ARG:HD3	2:B:79:LYS:HE3	12	1.55
(1,37)	1:A:104:ARG:HD3	2:B:79:LYS:HG2	12	1.55
(1,37)	1:A:104:ARG:HD3	2:B:79:LYS:HG3	12	1.55
(1,37)	1:A:104:ARG:HD3	2:B:79:LYS:HZ1	12	1.55
(1,37)	1:A:104:ARG:HD3	2:B:79:LYS:HZ2	12	1.55
(1,37)	1:A:104:ARG:HD3	2:B:79:LYS:HZ3	12	1.55
(1,37)	1:A:104:ARG:HD3	2:B:79:LYS:N	12	1.55
(1,37)	1:A:104:ARG:HD3	2:B:79:LYS:NZ	12	1.55
(1,37)	1:A:104:ARG:HD3	2:B:79:LYS:O	12	1.55
(1,37)	1:A:104:ARG:HD3	2:B:80:ILE:C	12	1.55
(1,37)	1:A:104:ARG:HD3	2:B:80:ILE:CA	12	1.55
(1,37)	1:A:104:ARG:HD3	2:B:80:ILE:CB	12	1.55
(1,37)	1:A:104:ARG:HD3	2:B:80:ILE:CD1	12	1.55
(1,37)	1:A:104:ARG:HD3	2:B:80:ILE:CG1	12	1.55
(1,37)	1:A:104:ARG:HD3	2:B:80:ILE:CG2	12	1.55
(1,37)	1:A:104:ARG:HD3	2:B:80:ILE:H	12	1.55
(1,37)	1:A:104:ARG:HD3	2:B:80:ILE:HA	12	1.55
(1,37)	1:A:104:ARG:HD3	2:B:80:ILE:HB	12	1.55
(1,37)	1:A:104:ARG:HD3	2:B:80:ILE:HD11	12	1.55

*Continued on next page...*

*Continued from previous page...*

Key	Atom-1	Atom-2	Model ID	Violation (Å)
(1,37)	1:A:104:ARG:HD3	2:B:80:ILE:HD12	12	1.55
(1,37)	1:A:104:ARG:HD3	2:B:80:ILE:HD13	12	1.55
(1,37)	1:A:104:ARG:HD3	2:B:80:ILE:HG12	12	1.55
(1,37)	1:A:104:ARG:HD3	2:B:80:ILE:HG13	12	1.55
(1,37)	1:A:104:ARG:HD3	2:B:80:ILE:HG21	12	1.55
(1,37)	1:A:104:ARG:HD3	2:B:80:ILE:HG22	12	1.55
(1,37)	1:A:104:ARG:HD3	2:B:80:ILE:HG23	12	1.55
(1,37)	1:A:104:ARG:HD3	2:B:80:ILE:N	12	1.55
(1,37)	1:A:104:ARG:HD3	2:B:80:ILE:O	12	1.55
(1,37)	1:A:104:ARG:HD3	2:B:84:GLN:C	12	1.55
(1,37)	1:A:104:ARG:HD3	2:B:84:GLN:CA	12	1.55
(1,37)	1:A:104:ARG:HD3	2:B:84:GLN:CB	12	1.55
(1,37)	1:A:104:ARG:HD3	2:B:84:GLN:CD	12	1.55
(1,37)	1:A:104:ARG:HD3	2:B:84:GLN:CG	12	1.55
(1,37)	1:A:104:ARG:HD3	2:B:84:GLN:H	12	1.55
(1,37)	1:A:104:ARG:HD3	2:B:84:GLN:HA	12	1.55
(1,37)	1:A:104:ARG:HD3	2:B:84:GLN:HB2	12	1.55
(1,37)	1:A:104:ARG:HD3	2:B:84:GLN:HB3	12	1.55
(1,37)	1:A:104:ARG:HD3	2:B:84:GLN:HE21	12	1.55
(1,37)	1:A:104:ARG:HD3	2:B:84:GLN:HE22	12	1.55
(1,37)	1:A:104:ARG:HD3	2:B:84:GLN:HG2	12	1.55
(1,37)	1:A:104:ARG:HD3	2:B:84:GLN:HG3	12	1.55
(1,37)	1:A:104:ARG:HD3	2:B:84:GLN:N	12	1.55
(1,37)	1:A:104:ARG:HD3	2:B:84:GLN:NE2	12	1.55
(1,37)	1:A:104:ARG:HD3	2:B:84:GLN:O	12	1.55
(1,37)	1:A:104:ARG:HD3	2:B:84:GLN:OE1	12	1.55
(1,37)	1:A:104:ARG:HD3	2:B:97:THR:C	12	1.55
(1,37)	1:A:104:ARG:HD3	2:B:97:THR:CA	12	1.55
(1,37)	1:A:104:ARG:HD3	2:B:97:THR:CB	12	1.55
(1,37)	1:A:104:ARG:HD3	2:B:97:THR:CG2	12	1.55
(1,37)	1:A:104:ARG:HD3	2:B:97:THR:H	12	1.55
(1,37)	1:A:104:ARG:HD3	2:B:97:THR:HA	12	1.55
(1,37)	1:A:104:ARG:HD3	2:B:97:THR:HB	12	1.55
(1,37)	1:A:104:ARG:HD3	2:B:97:THR:HG1	12	1.55
(1,37)	1:A:104:ARG:HD3	2:B:97:THR:HG21	12	1.55
(1,37)	1:A:104:ARG:HD3	2:B:97:THR:HG22	12	1.55
(1,37)	1:A:104:ARG:HD3	2:B:97:THR:HG23	12	1.55
(1,37)	1:A:104:ARG:HD3	2:B:97:THR:N	12	1.55
(1,37)	1:A:104:ARG:HD3	2:B:97:THR:O	12	1.55
(1,37)	1:A:104:ARG:HD3	2:B:97:THR:OG1	12	1.55
(1,37)	1:A:104:ARG:HD3	2:B:99:HIS:C	12	1.55
(1,37)	1:A:104:ARG:HD3	2:B:99:HIS:CA	12	1.55

*Continued on next page...*

*Continued from previous page...*

Key	Atom-1	Atom-2	Model ID	Violation (Å)
(1,37)	1:A:104:ARG:HD3	2:B:99:HIS:CB	12	1.55
(1,37)	1:A:104:ARG:HD3	2:B:99:HIS:CD2	12	1.55
(1,37)	1:A:104:ARG:HD3	2:B:99:HIS:CE1	12	1.55
(1,37)	1:A:104:ARG:HD3	2:B:99:HIS:CG	12	1.55
(1,37)	1:A:104:ARG:HD3	2:B:99:HIS:H	12	1.55
(1,37)	1:A:104:ARG:HD3	2:B:99:HIS:HA	12	1.55
(1,37)	1:A:104:ARG:HD3	2:B:99:HIS:HB2	12	1.55
(1,37)	1:A:104:ARG:HD3	2:B:99:HIS:HB3	12	1.55
(1,37)	1:A:104:ARG:HD3	2:B:99:HIS:HD1	12	1.55
(1,37)	1:A:104:ARG:HD3	2:B:99:HIS:HD2	12	1.55
(1,37)	1:A:104:ARG:HD3	2:B:99:HIS:HE1	12	1.55
(1,37)	1:A:104:ARG:HD3	2:B:99:HIS:HE2	12	1.55
(1,37)	1:A:104:ARG:HD3	2:B:99:HIS:N	12	1.55
(1,37)	1:A:104:ARG:HD3	2:B:99:HIS:ND1	12	1.55
(1,37)	1:A:104:ARG:HD3	2:B:99:HIS:NE2	12	1.55
(1,37)	1:A:104:ARG:HD3	2:B:99:HIS:O	12	1.55
(1,37)	1:A:104:ARG:HD3	2:B:101:VAL:C	12	1.55
(1,37)	1:A:104:ARG:HD3	2:B:101:VAL:CA	12	1.55
(1,37)	1:A:104:ARG:HD3	2:B:101:VAL:CB	12	1.55
(1,37)	1:A:104:ARG:HD3	2:B:101:VAL:CG1	12	1.55
(1,37)	1:A:104:ARG:HD3	2:B:101:VAL:CG2	12	1.55
(1,37)	1:A:104:ARG:HD3	2:B:101:VAL:H	12	1.55
(1,37)	1:A:104:ARG:HD3	2:B:101:VAL:HA	12	1.55
(1,37)	1:A:104:ARG:HD3	2:B:101:VAL:HB	12	1.55
(1,37)	1:A:104:ARG:HD3	2:B:101:VAL:HG11	12	1.55
(1,37)	1:A:104:ARG:HD3	2:B:101:VAL:HG12	12	1.55
(1,37)	1:A:104:ARG:HD3	2:B:101:VAL:HG13	12	1.55
(1,37)	1:A:104:ARG:HD3	2:B:101:VAL:HG21	12	1.55
(1,37)	1:A:104:ARG:HD3	2:B:101:VAL:HG22	12	1.55
(1,37)	1:A:104:ARG:HD3	2:B:101:VAL:HG23	12	1.55
(1,37)	1:A:104:ARG:HD3	2:B:101:VAL:N	12	1.55
(1,37)	1:A:104:ARG:HD3	2:B:101:VAL:O	12	1.55
(1,37)	1:A:104:ARG:HE	2:B:75:ILE:C	12	1.55
(1,37)	1:A:104:ARG:HE	2:B:75:ILE:CA	12	1.55
(1,37)	1:A:104:ARG:HE	2:B:75:ILE:CB	12	1.55
(1,37)	1:A:104:ARG:HE	2:B:75:ILE:CD1	12	1.55
(1,37)	1:A:104:ARG:HE	2:B:75:ILE:CG1	12	1.55
(1,37)	1:A:104:ARG:HE	2:B:75:ILE:CG2	12	1.55
(1,37)	1:A:104:ARG:HE	2:B:75:ILE:H	12	1.55
(1,37)	1:A:104:ARG:HE	2:B:75:ILE:HA	12	1.55
(1,37)	1:A:104:ARG:HE	2:B:75:ILE:HB	12	1.55
(1,37)	1:A:104:ARG:HE	2:B:75:ILE:HD11	12	1.55

*Continued on next page...*

*Continued from previous page...*

Key	Atom-1	Atom-2	Model ID	Violation (Å)
(1,37)	1:A:104:ARG:HE	2:B:75:ILE:HD12	12	1.55
(1,37)	1:A:104:ARG:HE	2:B:75:ILE:HD13	12	1.55
(1,37)	1:A:104:ARG:HE	2:B:75:ILE:HG12	12	1.55
(1,37)	1:A:104:ARG:HE	2:B:75:ILE:HG13	12	1.55
(1,37)	1:A:104:ARG:HE	2:B:75:ILE:HG21	12	1.55
(1,37)	1:A:104:ARG:HE	2:B:75:ILE:HG22	12	1.55
(1,37)	1:A:104:ARG:HE	2:B:75:ILE:HG23	12	1.55
(1,37)	1:A:104:ARG:HE	2:B:75:ILE:N	12	1.55
(1,37)	1:A:104:ARG:HE	2:B:75:ILE:O	12	1.55
(1,37)	1:A:104:ARG:HE	2:B:77:ALA:C	12	1.55
(1,37)	1:A:104:ARG:HE	2:B:77:ALA:CA	12	1.55
(1,37)	1:A:104:ARG:HE	2:B:77:ALA:CB	12	1.55
(1,37)	1:A:104:ARG:HE	2:B:77:ALA:H	12	1.55
(1,37)	1:A:104:ARG:HE	2:B:77:ALA:HA	12	1.55
(1,37)	1:A:104:ARG:HE	2:B:77:ALA:HB1	12	1.55
(1,37)	1:A:104:ARG:HE	2:B:77:ALA:HB2	12	1.55
(1,37)	1:A:104:ARG:HE	2:B:77:ALA:HB3	12	1.55
(1,37)	1:A:104:ARG:HE	2:B:77:ALA:N	12	1.55
(1,37)	1:A:104:ARG:HE	2:B:77:ALA:O	12	1.55
(1,37)	1:A:104:ARG:HE	2:B:78:GLY:C	12	1.55
(1,37)	1:A:104:ARG:HE	2:B:78:GLY:CA	12	1.55
(1,37)	1:A:104:ARG:HE	2:B:78:GLY:H	12	1.55
(1,37)	1:A:104:ARG:HE	2:B:78:GLY:HA2	12	1.55
(1,37)	1:A:104:ARG:HE	2:B:78:GLY:HA3	12	1.55
(1,37)	1:A:104:ARG:HE	2:B:78:GLY:N	12	1.55
(1,37)	1:A:104:ARG:HE	2:B:78:GLY:O	12	1.55
(1,37)	1:A:104:ARG:HE	2:B:79:LYS:C	12	1.55
(1,37)	1:A:104:ARG:HE	2:B:79:LYS:CA	12	1.55
(1,37)	1:A:104:ARG:HE	2:B:79:LYS:CB	12	1.55
(1,37)	1:A:104:ARG:HE	2:B:79:LYS:CD	12	1.55
(1,37)	1:A:104:ARG:HE	2:B:79:LYS:CE	12	1.55
(1,37)	1:A:104:ARG:HE	2:B:79:LYS:CG	12	1.55
(1,37)	1:A:104:ARG:HE	2:B:79:LYS:H	12	1.55
(1,37)	1:A:104:ARG:HE	2:B:79:LYS:HA	12	1.55
(1,37)	1:A:104:ARG:HE	2:B:79:LYS:HB2	12	1.55
(1,37)	1:A:104:ARG:HE	2:B:79:LYS:HB3	12	1.55
(1,37)	1:A:104:ARG:HE	2:B:79:LYS:HD2	12	1.55
(1,37)	1:A:104:ARG:HE	2:B:79:LYS:HD3	12	1.55
(1,37)	1:A:104:ARG:HE	2:B:79:LYS:HE2	12	1.55
(1,37)	1:A:104:ARG:HE	2:B:79:LYS:HE3	12	1.55
(1,37)	1:A:104:ARG:HE	2:B:79:LYS:HG2	12	1.55
(1,37)	1:A:104:ARG:HE	2:B:79:LYS:HG3	12	1.55

*Continued on next page...*

*Continued from previous page...*

Key	Atom-1	Atom-2	Model ID	Violation (Å)
(1,37)	1:A:104:ARG:HE	2:B:79:LYS:HZ1	12	1.55
(1,37)	1:A:104:ARG:HE	2:B:79:LYS:HZ2	12	1.55
(1,37)	1:A:104:ARG:HE	2:B:79:LYS:HZ3	12	1.55
(1,37)	1:A:104:ARG:HE	2:B:79:LYS:N	12	1.55
(1,37)	1:A:104:ARG:HE	2:B:79:LYS:NZ	12	1.55
(1,37)	1:A:104:ARG:HE	2:B:79:LYS:O	12	1.55
(1,37)	1:A:104:ARG:HE	2:B:80:ILE:C	12	1.55
(1,37)	1:A:104:ARG:HE	2:B:80:ILE:CA	12	1.55
(1,37)	1:A:104:ARG:HE	2:B:80:ILE:CB	12	1.55
(1,37)	1:A:104:ARG:HE	2:B:80:ILE:CD1	12	1.55
(1,37)	1:A:104:ARG:HE	2:B:80:ILE:CG1	12	1.55
(1,37)	1:A:104:ARG:HE	2:B:80:ILE:CG2	12	1.55
(1,37)	1:A:104:ARG:HE	2:B:80:ILE:H	12	1.55
(1,37)	1:A:104:ARG:HE	2:B:80:ILE:HA	12	1.55
(1,37)	1:A:104:ARG:HE	2:B:80:ILE:HB	12	1.55
(1,37)	1:A:104:ARG:HE	2:B:80:ILE:HD11	12	1.55
(1,37)	1:A:104:ARG:HE	2:B:80:ILE:HD12	12	1.55
(1,37)	1:A:104:ARG:HE	2:B:80:ILE:HD13	12	1.55
(1,37)	1:A:104:ARG:HE	2:B:80:ILE:HG12	12	1.55
(1,37)	1:A:104:ARG:HE	2:B:80:ILE:HG13	12	1.55
(1,37)	1:A:104:ARG:HE	2:B:80:ILE:HG21	12	1.55
(1,37)	1:A:104:ARG:HE	2:B:80:ILE:HG22	12	1.55
(1,37)	1:A:104:ARG:HE	2:B:80:ILE:HG23	12	1.55
(1,37)	1:A:104:ARG:HE	2:B:80:ILE:N	12	1.55
(1,37)	1:A:104:ARG:HE	2:B:80:ILE:O	12	1.55
(1,37)	1:A:104:ARG:HE	2:B:84:GLN:C	12	1.55
(1,37)	1:A:104:ARG:HE	2:B:84:GLN:CA	12	1.55
(1,37)	1:A:104:ARG:HE	2:B:84:GLN:CB	12	1.55
(1,37)	1:A:104:ARG:HE	2:B:84:GLN:CD	12	1.55
(1,37)	1:A:104:ARG:HE	2:B:84:GLN:CG	12	1.55
(1,37)	1:A:104:ARG:HE	2:B:84:GLN:H	12	1.55
(1,37)	1:A:104:ARG:HE	2:B:84:GLN:HA	12	1.55
(1,37)	1:A:104:ARG:HE	2:B:84:GLN:HB2	12	1.55
(1,37)	1:A:104:ARG:HE	2:B:84:GLN:HB3	12	1.55
(1,37)	1:A:104:ARG:HE	2:B:84:GLN:HE21	12	1.55
(1,37)	1:A:104:ARG:HE	2:B:84:GLN:HE22	12	1.55
(1,37)	1:A:104:ARG:HE	2:B:84:GLN:HG2	12	1.55
(1,37)	1:A:104:ARG:HE	2:B:84:GLN:HG3	12	1.55
(1,37)	1:A:104:ARG:HE	2:B:84:GLN:N	12	1.55
(1,37)	1:A:104:ARG:HE	2:B:84:GLN:NE2	12	1.55
(1,37)	1:A:104:ARG:HE	2:B:84:GLN:O	12	1.55
(1,37)	1:A:104:ARG:HE	2:B:84:GLN:OE1	12	1.55

*Continued on next page...*



*Continued from previous page...*

Key	Atom-1	Atom-2	Model ID	Violation (Å)
(1,37)	1:A:104:ARG:HE	2:B:97:THR:C	12	1.55
(1,37)	1:A:104:ARG:HE	2:B:97:THR:CA	12	1.55
(1,37)	1:A:104:ARG:HE	2:B:97:THR:CB	12	1.55
(1,37)	1:A:104:ARG:HE	2:B:97:THR:CG2	12	1.55
(1,37)	1:A:104:ARG:HE	2:B:97:THR:H	12	1.55
(1,37)	1:A:104:ARG:HE	2:B:97:THR:HA	12	1.55
(1,37)	1:A:104:ARG:HE	2:B:97:THR:HB	12	1.55
(1,37)	1:A:104:ARG:HE	2:B:97:THR:HG1	12	1.55
(1,37)	1:A:104:ARG:HE	2:B:97:THR:HG21	12	1.55
(1,37)	1:A:104:ARG:HE	2:B:97:THR:HG22	12	1.55
(1,37)	1:A:104:ARG:HE	2:B:97:THR:HG23	12	1.55
(1,37)	1:A:104:ARG:HE	2:B:97:THR:N	12	1.55
(1,37)	1:A:104:ARG:HE	2:B:97:THR:O	12	1.55
(1,37)	1:A:104:ARG:HE	2:B:97:THR:OG1	12	1.55
(1,37)	1:A:104:ARG:HE	2:B:99:HIS:C	12	1.55
(1,37)	1:A:104:ARG:HE	2:B:99:HIS:CA	12	1.55
(1,37)	1:A:104:ARG:HE	2:B:99:HIS:CB	12	1.55
(1,37)	1:A:104:ARG:HE	2:B:99:HIS:CD2	12	1.55
(1,37)	1:A:104:ARG:HE	2:B:99:HIS:CE1	12	1.55
(1,37)	1:A:104:ARG:HE	2:B:99:HIS:CG	12	1.55
(1,37)	1:A:104:ARG:HE	2:B:99:HIS:H	12	1.55
(1,37)	1:A:104:ARG:HE	2:B:99:HIS:HA	12	1.55
(1,37)	1:A:104:ARG:HE	2:B:99:HIS:HB2	12	1.55
(1,37)	1:A:104:ARG:HE	2:B:99:HIS:HB3	12	1.55
(1,37)	1:A:104:ARG:HE	2:B:99:HIS:HD1	12	1.55
(1,37)	1:A:104:ARG:HE	2:B:99:HIS:HD2	12	1.55
(1,37)	1:A:104:ARG:HE	2:B:99:HIS:HE1	12	1.55
(1,37)	1:A:104:ARG:HE	2:B:99:HIS:HE2	12	1.55
(1,37)	1:A:104:ARG:HE	2:B:99:HIS:N	12	1.55
(1,37)	1:A:104:ARG:HE	2:B:99:HIS:ND1	12	1.55
(1,37)	1:A:104:ARG:HE	2:B:99:HIS:NE2	12	1.55
(1,37)	1:A:104:ARG:HE	2:B:99:HIS:O	12	1.55
(1,37)	1:A:104:ARG:HE	2:B:101:VAL:C	12	1.55
(1,37)	1:A:104:ARG:HE	2:B:101:VAL:CA	12	1.55
(1,37)	1:A:104:ARG:HE	2:B:101:VAL:CB	12	1.55
(1,37)	1:A:104:ARG:HE	2:B:101:VAL:CG1	12	1.55
(1,37)	1:A:104:ARG:HE	2:B:101:VAL:CG2	12	1.55
(1,37)	1:A:104:ARG:HE	2:B:101:VAL:H	12	1.55
(1,37)	1:A:104:ARG:HE	2:B:101:VAL:HA	12	1.55
(1,37)	1:A:104:ARG:HE	2:B:101:VAL:HB	12	1.55
(1,37)	1:A:104:ARG:HE	2:B:101:VAL:HG11	12	1.55
(1,37)	1:A:104:ARG:HE	2:B:101:VAL:HG12	12	1.55

*Continued on next page...*

*Continued from previous page...*

Key	Atom-1	Atom-2	Model ID	Violation (Å)
(1,37)	1:A:104:ARG:HE	2:B:101:VAL:HG13	12	1.55
(1,37)	1:A:104:ARG:HE	2:B:101:VAL:HG21	12	1.55
(1,37)	1:A:104:ARG:HE	2:B:101:VAL:HG22	12	1.55
(1,37)	1:A:104:ARG:HE	2:B:101:VAL:HG23	12	1.55
(1,37)	1:A:104:ARG:HE	2:B:101:VAL:N	12	1.55
(1,37)	1:A:104:ARG:HE	2:B:101:VAL:O	12	1.55
(1,37)	1:A:104:ARG:HG2	2:B:75:ILE:C	12	1.55
(1,37)	1:A:104:ARG:HG2	2:B:75:ILE:CA	12	1.55
(1,37)	1:A:104:ARG:HG2	2:B:75:ILE:CB	12	1.55
(1,37)	1:A:104:ARG:HG2	2:B:75:ILE:CD1	12	1.55
(1,37)	1:A:104:ARG:HG2	2:B:75:ILE:CG1	12	1.55
(1,37)	1:A:104:ARG:HG2	2:B:75:ILE:CG2	12	1.55
(1,37)	1:A:104:ARG:HG2	2:B:75:ILE:H	12	1.55
(1,37)	1:A:104:ARG:HG2	2:B:75:ILE:HA	12	1.55
(1,37)	1:A:104:ARG:HG2	2:B:75:ILE:HB	12	1.55
(1,37)	1:A:104:ARG:HG2	2:B:75:ILE:HD11	12	1.55
(1,37)	1:A:104:ARG:HG2	2:B:75:ILE:HD12	12	1.55
(1,37)	1:A:104:ARG:HG2	2:B:75:ILE:HD13	12	1.55
(1,37)	1:A:104:ARG:HG2	2:B:75:ILE:HG12	12	1.55
(1,37)	1:A:104:ARG:HG2	2:B:75:ILE:HG13	12	1.55
(1,37)	1:A:104:ARG:HG2	2:B:75:ILE:HG21	12	1.55
(1,37)	1:A:104:ARG:HG2	2:B:75:ILE:HG22	12	1.55
(1,37)	1:A:104:ARG:HG2	2:B:75:ILE:HG23	12	1.55
(1,37)	1:A:104:ARG:HG2	2:B:75:ILE:N	12	1.55
(1,37)	1:A:104:ARG:HG2	2:B:75:ILE:O	12	1.55
(1,37)	1:A:104:ARG:HG2	2:B:77:ALA:C	12	1.55
(1,37)	1:A:104:ARG:HG2	2:B:77:ALA:CA	12	1.55
(1,37)	1:A:104:ARG:HG2	2:B:77:ALA:CB	12	1.55
(1,37)	1:A:104:ARG:HG2	2:B:77:ALA:H	12	1.55
(1,37)	1:A:104:ARG:HG2	2:B:77:ALA:HA	12	1.55
(1,37)	1:A:104:ARG:HG2	2:B:77:ALA:HB1	12	1.55
(1,37)	1:A:104:ARG:HG2	2:B:77:ALA:HB2	12	1.55
(1,37)	1:A:104:ARG:HG2	2:B:77:ALA:HB3	12	1.55
(1,37)	1:A:104:ARG:HG2	2:B:77:ALA:N	12	1.55
(1,37)	1:A:104:ARG:HG2	2:B:77:ALA:O	12	1.55
(1,37)	1:A:104:ARG:HG2	2:B:78:GLY:C	12	1.55
(1,37)	1:A:104:ARG:HG2	2:B:78:GLY:CA	12	1.55
(1,37)	1:A:104:ARG:HG2	2:B:78:GLY:H	12	1.55
(1,37)	1:A:104:ARG:HG2	2:B:78:GLY:HA2	12	1.55
(1,37)	1:A:104:ARG:HG2	2:B:78:GLY:HA3	12	1.55
(1,37)	1:A:104:ARG:HG2	2:B:78:GLY:N	12	1.55
(1,37)	1:A:104:ARG:HG2	2:B:78:GLY:O	12	1.55

*Continued on next page...*

*Continued from previous page...*

Key	Atom-1	Atom-2	Model ID	Violation (Å)
(1,37)	1:A:104:ARG:HG2	2:B:79:LYS:C	12	1.55
(1,37)	1:A:104:ARG:HG2	2:B:79:LYS:CA	12	1.55
(1,37)	1:A:104:ARG:HG2	2:B:79:LYS:CB	12	1.55
(1,37)	1:A:104:ARG:HG2	2:B:79:LYS:CD	12	1.55
(1,37)	1:A:104:ARG:HG2	2:B:79:LYS:CE	12	1.55
(1,37)	1:A:104:ARG:HG2	2:B:79:LYS:CG	12	1.55
(1,37)	1:A:104:ARG:HG2	2:B:79:LYS:H	12	1.55
(1,37)	1:A:104:ARG:HG2	2:B:79:LYS:HA	12	1.55
(1,37)	1:A:104:ARG:HG2	2:B:79:LYS:HB2	12	1.55
(1,37)	1:A:104:ARG:HG2	2:B:79:LYS:HB3	12	1.55
(1,37)	1:A:104:ARG:HG2	2:B:79:LYS:HD2	12	1.55
(1,37)	1:A:104:ARG:HG2	2:B:79:LYS:HD3	12	1.55
(1,37)	1:A:104:ARG:HG2	2:B:79:LYS:HE2	12	1.55
(1,37)	1:A:104:ARG:HG2	2:B:79:LYS:HE3	12	1.55
(1,37)	1:A:104:ARG:HG2	2:B:79:LYS:HG2	12	1.55
(1,37)	1:A:104:ARG:HG2	2:B:79:LYS:HG3	12	1.55
(1,37)	1:A:104:ARG:HG2	2:B:79:LYS:HZ1	12	1.55
(1,37)	1:A:104:ARG:HG2	2:B:79:LYS:HZ2	12	1.55
(1,37)	1:A:104:ARG:HG2	2:B:79:LYS:HZ3	12	1.55
(1,37)	1:A:104:ARG:HG2	2:B:79:LYS:N	12	1.55
(1,37)	1:A:104:ARG:HG2	2:B:79:LYS:NZ	12	1.55
(1,37)	1:A:104:ARG:HG2	2:B:79:LYS:O	12	1.55
(1,37)	1:A:104:ARG:HG2	2:B:80:ILE:C	12	1.55
(1,37)	1:A:104:ARG:HG2	2:B:80:ILE:CA	12	1.55
(1,37)	1:A:104:ARG:HG2	2:B:80:ILE:CB	12	1.55
(1,37)	1:A:104:ARG:HG2	2:B:80:ILE:CD1	12	1.55
(1,37)	1:A:104:ARG:HG2	2:B:80:ILE:CG1	12	1.55
(1,37)	1:A:104:ARG:HG2	2:B:80:ILE:CG2	12	1.55
(1,37)	1:A:104:ARG:HG2	2:B:80:ILE:H	12	1.55
(1,37)	1:A:104:ARG:HG2	2:B:80:ILE:HA	12	1.55
(1,37)	1:A:104:ARG:HG2	2:B:80:ILE:HB	12	1.55
(1,37)	1:A:104:ARG:HG2	2:B:80:ILE:HD11	12	1.55
(1,37)	1:A:104:ARG:HG2	2:B:80:ILE:HD12	12	1.55
(1,37)	1:A:104:ARG:HG2	2:B:80:ILE:HD13	12	1.55
(1,37)	1:A:104:ARG:HG2	2:B:80:ILE:HG12	12	1.55
(1,37)	1:A:104:ARG:HG2	2:B:80:ILE:HG13	12	1.55
(1,37)	1:A:104:ARG:HG2	2:B:80:ILE:HG21	12	1.55
(1,37)	1:A:104:ARG:HG2	2:B:80:ILE:HG22	12	1.55
(1,37)	1:A:104:ARG:HG2	2:B:80:ILE:HG23	12	1.55
(1,37)	1:A:104:ARG:HG2	2:B:80:ILE:N	12	1.55
(1,37)	1:A:104:ARG:HG2	2:B:80:ILE:O	12	1.55
(1,37)	1:A:104:ARG:HG2	2:B:84:GLN:C	12	1.55

*Continued on next page...*

*Continued from previous page...*

Key	Atom-1	Atom-2	Model ID	Violation (Å)
(1,37)	1:A:104:ARG:HG2	2:B:84:GLN:CA	12	1.55
(1,37)	1:A:104:ARG:HG2	2:B:84:GLN:CB	12	1.55
(1,37)	1:A:104:ARG:HG2	2:B:84:GLN:CD	12	1.55
(1,37)	1:A:104:ARG:HG2	2:B:84:GLN:CG	12	1.55
(1,37)	1:A:104:ARG:HG2	2:B:84:GLN:H	12	1.55
(1,37)	1:A:104:ARG:HG2	2:B:84:GLN:HA	12	1.55
(1,37)	1:A:104:ARG:HG2	2:B:84:GLN:HB2	12	1.55
(1,37)	1:A:104:ARG:HG2	2:B:84:GLN:HB3	12	1.55
(1,37)	1:A:104:ARG:HG2	2:B:84:GLN:HE21	12	1.55
(1,37)	1:A:104:ARG:HG2	2:B:84:GLN:HE22	12	1.55
(1,37)	1:A:104:ARG:HG2	2:B:84:GLN:HG2	12	1.55
(1,37)	1:A:104:ARG:HG2	2:B:84:GLN:HG3	12	1.55
(1,37)	1:A:104:ARG:HG2	2:B:84:GLN:N	12	1.55
(1,37)	1:A:104:ARG:HG2	2:B:84:GLN:NE2	12	1.55
(1,37)	1:A:104:ARG:HG2	2:B:84:GLN:O	12	1.55
(1,37)	1:A:104:ARG:HG2	2:B:84:GLN:OE1	12	1.55
(1,37)	1:A:104:ARG:HG2	2:B:97:THR:C	12	1.55
(1,37)	1:A:104:ARG:HG2	2:B:97:THR:CA	12	1.55
(1,37)	1:A:104:ARG:HG2	2:B:97:THR:CB	12	1.55
(1,37)	1:A:104:ARG:HG2	2:B:97:THR:CG2	12	1.55
(1,37)	1:A:104:ARG:HG2	2:B:97:THR:H	12	1.55
(1,37)	1:A:104:ARG:HG2	2:B:97:THR:HA	12	1.55
(1,37)	1:A:104:ARG:HG2	2:B:97:THR:HB	12	1.55
(1,37)	1:A:104:ARG:HG2	2:B:97:THR:HG1	12	1.55
(1,37)	1:A:104:ARG:HG2	2:B:97:THR:HG21	12	1.55
(1,37)	1:A:104:ARG:HG2	2:B:97:THR:HG22	12	1.55
(1,37)	1:A:104:ARG:HG2	2:B:97:THR:HG23	12	1.55
(1,37)	1:A:104:ARG:HG2	2:B:97:THR:N	12	1.55
(1,37)	1:A:104:ARG:HG2	2:B:97:THR:O	12	1.55
(1,37)	1:A:104:ARG:HG2	2:B:97:THR:OG1	12	1.55
(1,37)	1:A:104:ARG:HG2	2:B:99:HIS:C	12	1.55
(1,37)	1:A:104:ARG:HG2	2:B:99:HIS:CA	12	1.55
(1,37)	1:A:104:ARG:HG2	2:B:99:HIS:CB	12	1.55
(1,37)	1:A:104:ARG:HG2	2:B:99:HIS:CD2	12	1.55
(1,37)	1:A:104:ARG:HG2	2:B:99:HIS:CE1	12	1.55
(1,37)	1:A:104:ARG:HG2	2:B:99:HIS:CG	12	1.55
(1,37)	1:A:104:ARG:HG2	2:B:99:HIS:H	12	1.55
(1,37)	1:A:104:ARG:HG2	2:B:99:HIS:HA	12	1.55
(1,37)	1:A:104:ARG:HG2	2:B:99:HIS:HB2	12	1.55
(1,37)	1:A:104:ARG:HG2	2:B:99:HIS:HB3	12	1.55
(1,37)	1:A:104:ARG:HG2	2:B:99:HIS:HD1	12	1.55
(1,37)	1:A:104:ARG:HG2	2:B:99:HIS:HD2	12	1.55

*Continued on next page...*

*Continued from previous page...*

Key	Atom-1	Atom-2	Model ID	Violation (Å)
(1,37)	1:A:104:ARG:HG2	2:B:99:HIS:HE1	12	1.55
(1,37)	1:A:104:ARG:HG2	2:B:99:HIS:HE2	12	1.55
(1,37)	1:A:104:ARG:HG2	2:B:99:HIS:N	12	1.55
(1,37)	1:A:104:ARG:HG2	2:B:99:HIS:ND1	12	1.55
(1,37)	1:A:104:ARG:HG2	2:B:99:HIS:NE2	12	1.55
(1,37)	1:A:104:ARG:HG2	2:B:99:HIS:O	12	1.55
(1,37)	1:A:104:ARG:HG2	2:B:101:VAL:C	12	1.55
(1,37)	1:A:104:ARG:HG2	2:B:101:VAL:CA	12	1.55
(1,37)	1:A:104:ARG:HG2	2:B:101:VAL:CB	12	1.55
(1,37)	1:A:104:ARG:HG2	2:B:101:VAL:CG1	12	1.55
(1,37)	1:A:104:ARG:HG2	2:B:101:VAL:CG2	12	1.55
(1,37)	1:A:104:ARG:HG2	2:B:101:VAL:H	12	1.55
(1,37)	1:A:104:ARG:HG2	2:B:101:VAL:HA	12	1.55
(1,37)	1:A:104:ARG:HG2	2:B:101:VAL:HB	12	1.55
(1,37)	1:A:104:ARG:HG2	2:B:101:VAL:HG11	12	1.55
(1,37)	1:A:104:ARG:HG2	2:B:101:VAL:HG12	12	1.55
(1,37)	1:A:104:ARG:HG2	2:B:101:VAL:HG13	12	1.55
(1,37)	1:A:104:ARG:HG2	2:B:101:VAL:HG21	12	1.55
(1,37)	1:A:104:ARG:HG2	2:B:101:VAL:HG22	12	1.55
(1,37)	1:A:104:ARG:HG2	2:B:101:VAL:HG23	12	1.55
(1,37)	1:A:104:ARG:HG2	2:B:101:VAL:N	12	1.55
(1,37)	1:A:104:ARG:HG2	2:B:101:VAL:O	12	1.55
(1,37)	1:A:104:ARG:HG3	2:B:75:ILE:C	12	1.55
(1,37)	1:A:104:ARG:HG3	2:B:75:ILE:CA	12	1.55
(1,37)	1:A:104:ARG:HG3	2:B:75:ILE:CB	12	1.55
(1,37)	1:A:104:ARG:HG3	2:B:75:ILE:CD1	12	1.55
(1,37)	1:A:104:ARG:HG3	2:B:75:ILE:CG1	12	1.55
(1,37)	1:A:104:ARG:HG3	2:B:75:ILE:CG2	12	1.55
(1,37)	1:A:104:ARG:HG3	2:B:75:ILE:H	12	1.55
(1,37)	1:A:104:ARG:HG3	2:B:75:ILE:HA	12	1.55
(1,37)	1:A:104:ARG:HG3	2:B:75:ILE:HB	12	1.55
(1,37)	1:A:104:ARG:HG3	2:B:75:ILE:HD11	12	1.55
(1,37)	1:A:104:ARG:HG3	2:B:75:ILE:HD12	12	1.55
(1,37)	1:A:104:ARG:HG3	2:B:75:ILE:HD13	12	1.55
(1,37)	1:A:104:ARG:HG3	2:B:75:ILE:HG12	12	1.55
(1,37)	1:A:104:ARG:HG3	2:B:75:ILE:HG13	12	1.55
(1,37)	1:A:104:ARG:HG3	2:B:75:ILE:HG21	12	1.55
(1,37)	1:A:104:ARG:HG3	2:B:75:ILE:HG22	12	1.55
(1,37)	1:A:104:ARG:HG3	2:B:75:ILE:HG23	12	1.55
(1,37)	1:A:104:ARG:HG3	2:B:75:ILE:N	12	1.55
(1,37)	1:A:104:ARG:HG3	2:B:75:ILE:O	12	1.55
(1,37)	1:A:104:ARG:HG3	2:B:77:ALA:C	12	1.55

*Continued on next page...*

*Continued from previous page...*

Key	Atom-1	Atom-2	Model ID	Violation (Å)
(1,37)	1:A:104:ARG:HG3	2:B:77:ALA:CA	12	1.55
(1,37)	1:A:104:ARG:HG3	2:B:77:ALA:CB	12	1.55
(1,37)	1:A:104:ARG:HG3	2:B:77:ALA:H	12	1.55
(1,37)	1:A:104:ARG:HG3	2:B:77:ALA:HA	12	1.55
(1,37)	1:A:104:ARG:HG3	2:B:77:ALA:HB1	12	1.55
(1,37)	1:A:104:ARG:HG3	2:B:77:ALA:HB2	12	1.55
(1,37)	1:A:104:ARG:HG3	2:B:77:ALA:HB3	12	1.55
(1,37)	1:A:104:ARG:HG3	2:B:77:ALA:N	12	1.55
(1,37)	1:A:104:ARG:HG3	2:B:77:ALA:O	12	1.55
(1,37)	1:A:104:ARG:HG3	2:B:78:GLY:C	12	1.55
(1,37)	1:A:104:ARG:HG3	2:B:78:GLY:CA	12	1.55
(1,37)	1:A:104:ARG:HG3	2:B:78:GLY:H	12	1.55
(1,37)	1:A:104:ARG:HG3	2:B:78:GLY:HA2	12	1.55
(1,37)	1:A:104:ARG:HG3	2:B:78:GLY:HA3	12	1.55
(1,37)	1:A:104:ARG:HG3	2:B:78:GLY:N	12	1.55
(1,37)	1:A:104:ARG:HG3	2:B:78:GLY:O	12	1.55
(1,37)	1:A:104:ARG:HG3	2:B:79:LYS:C	12	1.55
(1,37)	1:A:104:ARG:HG3	2:B:79:LYS:CA	12	1.55
(1,37)	1:A:104:ARG:HG3	2:B:79:LYS:CB	12	1.55
(1,37)	1:A:104:ARG:HG3	2:B:79:LYS:CD	12	1.55
(1,37)	1:A:104:ARG:HG3	2:B:79:LYS:CE	12	1.55
(1,37)	1:A:104:ARG:HG3	2:B:79:LYS:CG	12	1.55
(1,37)	1:A:104:ARG:HG3	2:B:79:LYS:H	12	1.55
(1,37)	1:A:104:ARG:HG3	2:B:79:LYS:HA	12	1.55
(1,37)	1:A:104:ARG:HG3	2:B:79:LYS:HB2	12	1.55
(1,37)	1:A:104:ARG:HG3	2:B:79:LYS:HB3	12	1.55
(1,37)	1:A:104:ARG:HG3	2:B:79:LYS:HD2	12	1.55
(1,37)	1:A:104:ARG:HG3	2:B:79:LYS:HD3	12	1.55
(1,37)	1:A:104:ARG:HG3	2:B:79:LYS:HE2	12	1.55
(1,37)	1:A:104:ARG:HG3	2:B:79:LYS:HE3	12	1.55
(1,37)	1:A:104:ARG:HG3	2:B:79:LYS:HG2	12	1.55
(1,37)	1:A:104:ARG:HG3	2:B:79:LYS:HG3	12	1.55
(1,37)	1:A:104:ARG:HG3	2:B:79:LYS:HZ1	12	1.55
(1,37)	1:A:104:ARG:HG3	2:B:79:LYS:HZ2	12	1.55
(1,37)	1:A:104:ARG:HG3	2:B:79:LYS:HZ3	12	1.55
(1,37)	1:A:104:ARG:HG3	2:B:79:LYS:N	12	1.55
(1,37)	1:A:104:ARG:HG3	2:B:79:LYS:NZ	12	1.55
(1,37)	1:A:104:ARG:HG3	2:B:79:LYS:O	12	1.55
(1,37)	1:A:104:ARG:HG3	2:B:80:ILE:C	12	1.55
(1,37)	1:A:104:ARG:HG3	2:B:80:ILE:CA	12	1.55
(1,37)	1:A:104:ARG:HG3	2:B:80:ILE:CB	12	1.55
(1,37)	1:A:104:ARG:HG3	2:B:80:ILE:CD1	12	1.55

*Continued on next page...*

*Continued from previous page...*

Key	Atom-1	Atom-2	Model ID	Violation (Å)
(1,37)	1:A:104:ARG:HG3	2:B:80:ILE:CG1	12	1.55
(1,37)	1:A:104:ARG:HG3	2:B:80:ILE:CG2	12	1.55
(1,37)	1:A:104:ARG:HG3	2:B:80:ILE:H	12	1.55
(1,37)	1:A:104:ARG:HG3	2:B:80:ILE:HA	12	1.55
(1,37)	1:A:104:ARG:HG3	2:B:80:ILE:HB	12	1.55
(1,37)	1:A:104:ARG:HG3	2:B:80:ILE:HD11	12	1.55
(1,37)	1:A:104:ARG:HG3	2:B:80:ILE:HD12	12	1.55
(1,37)	1:A:104:ARG:HG3	2:B:80:ILE:HD13	12	1.55
(1,37)	1:A:104:ARG:HG3	2:B:80:ILE:HG12	12	1.55
(1,37)	1:A:104:ARG:HG3	2:B:80:ILE:HG13	12	1.55
(1,37)	1:A:104:ARG:HG3	2:B:80:ILE:HG21	12	1.55
(1,37)	1:A:104:ARG:HG3	2:B:80:ILE:HG22	12	1.55
(1,37)	1:A:104:ARG:HG3	2:B:80:ILE:HG23	12	1.55
(1,37)	1:A:104:ARG:HG3	2:B:80:ILE:N	12	1.55
(1,37)	1:A:104:ARG:HG3	2:B:80:ILE:O	12	1.55
(1,37)	1:A:104:ARG:HG3	2:B:84:GLN:C	12	1.55
(1,37)	1:A:104:ARG:HG3	2:B:84:GLN:CA	12	1.55
(1,37)	1:A:104:ARG:HG3	2:B:84:GLN:CB	12	1.55
(1,37)	1:A:104:ARG:HG3	2:B:84:GLN:CD	12	1.55
(1,37)	1:A:104:ARG:HG3	2:B:84:GLN:CG	12	1.55
(1,37)	1:A:104:ARG:HG3	2:B:84:GLN:H	12	1.55
(1,37)	1:A:104:ARG:HG3	2:B:84:GLN:HA	12	1.55
(1,37)	1:A:104:ARG:HG3	2:B:84:GLN:HB2	12	1.55
(1,37)	1:A:104:ARG:HG3	2:B:84:GLN:HB3	12	1.55
(1,37)	1:A:104:ARG:HG3	2:B:84:GLN:HE21	12	1.55
(1,37)	1:A:104:ARG:HG3	2:B:84:GLN:HE22	12	1.55
(1,37)	1:A:104:ARG:HG3	2:B:84:GLN:HG2	12	1.55
(1,37)	1:A:104:ARG:HG3	2:B:84:GLN:HG3	12	1.55
(1,37)	1:A:104:ARG:HG3	2:B:84:GLN:N	12	1.55
(1,37)	1:A:104:ARG:HG3	2:B:84:GLN:NE2	12	1.55
(1,37)	1:A:104:ARG:HG3	2:B:84:GLN:O	12	1.55
(1,37)	1:A:104:ARG:HG3	2:B:84:GLN:OE1	12	1.55
(1,37)	1:A:104:ARG:HG3	2:B:97:THR:C	12	1.55
(1,37)	1:A:104:ARG:HG3	2:B:97:THR:CA	12	1.55
(1,37)	1:A:104:ARG:HG3	2:B:97:THR:CB	12	1.55
(1,37)	1:A:104:ARG:HG3	2:B:97:THR:CG2	12	1.55
(1,37)	1:A:104:ARG:HG3	2:B:97:THR:H	12	1.55
(1,37)	1:A:104:ARG:HG3	2:B:97:THR:HA	12	1.55
(1,37)	1:A:104:ARG:HG3	2:B:97:THR:HB	12	1.55
(1,37)	1:A:104:ARG:HG3	2:B:97:THR:HG1	12	1.55
(1,37)	1:A:104:ARG:HG3	2:B:97:THR:HG21	12	1.55
(1,37)	1:A:104:ARG:HG3	2:B:97:THR:HG22	12	1.55

*Continued on next page...*

*Continued from previous page...*

Key	Atom-1	Atom-2	Model ID	Violation (Å)
(1,37)	1:A:104:ARG:HG3	2:B:97:THR:HG23	12	1.55
(1,37)	1:A:104:ARG:HG3	2:B:97:THR:N	12	1.55
(1,37)	1:A:104:ARG:HG3	2:B:97:THR:O	12	1.55
(1,37)	1:A:104:ARG:HG3	2:B:97:THR:OG1	12	1.55
(1,37)	1:A:104:ARG:HG3	2:B:99:HIS:C	12	1.55
(1,37)	1:A:104:ARG:HG3	2:B:99:HIS:CA	12	1.55
(1,37)	1:A:104:ARG:HG3	2:B:99:HIS:CB	12	1.55
(1,37)	1:A:104:ARG:HG3	2:B:99:HIS:CD2	12	1.55
(1,37)	1:A:104:ARG:HG3	2:B:99:HIS:CE1	12	1.55
(1,37)	1:A:104:ARG:HG3	2:B:99:HIS:CG	12	1.55
(1,37)	1:A:104:ARG:HG3	2:B:99:HIS:H	12	1.55
(1,37)	1:A:104:ARG:HG3	2:B:99:HIS:HA	12	1.55
(1,37)	1:A:104:ARG:HG3	2:B:99:HIS:HB2	12	1.55
(1,37)	1:A:104:ARG:HG3	2:B:99:HIS:HB3	12	1.55
(1,37)	1:A:104:ARG:HG3	2:B:99:HIS:HD1	12	1.55
(1,37)	1:A:104:ARG:HG3	2:B:99:HIS:HD2	12	1.55
(1,37)	1:A:104:ARG:HG3	2:B:99:HIS:HE1	12	1.55
(1,37)	1:A:104:ARG:HG3	2:B:99:HIS:HE2	12	1.55
(1,37)	1:A:104:ARG:HG3	2:B:99:HIS:N	12	1.55
(1,37)	1:A:104:ARG:HG3	2:B:99:HIS:ND1	12	1.55
(1,37)	1:A:104:ARG:HG3	2:B:99:HIS:NE2	12	1.55
(1,37)	1:A:104:ARG:HG3	2:B:99:HIS:O	12	1.55
(1,37)	1:A:104:ARG:HG3	2:B:101:VAL:C	12	1.55
(1,37)	1:A:104:ARG:HG3	2:B:101:VAL:CA	12	1.55
(1,37)	1:A:104:ARG:HG3	2:B:101:VAL:CB	12	1.55
(1,37)	1:A:104:ARG:HG3	2:B:101:VAL:CG1	12	1.55
(1,37)	1:A:104:ARG:HG3	2:B:101:VAL:CG2	12	1.55
(1,37)	1:A:104:ARG:HG3	2:B:101:VAL:H	12	1.55
(1,37)	1:A:104:ARG:HG3	2:B:101:VAL:HA	12	1.55
(1,37)	1:A:104:ARG:HG3	2:B:101:VAL:HB	12	1.55
(1,37)	1:A:104:ARG:HG3	2:B:101:VAL:HG11	12	1.55
(1,37)	1:A:104:ARG:HG3	2:B:101:VAL:HG12	12	1.55
(1,37)	1:A:104:ARG:HG3	2:B:101:VAL:HG13	12	1.55
(1,37)	1:A:104:ARG:HG3	2:B:101:VAL:HG21	12	1.55
(1,37)	1:A:104:ARG:HG3	2:B:101:VAL:HG22	12	1.55
(1,37)	1:A:104:ARG:HG3	2:B:101:VAL:HG23	12	1.55
(1,37)	1:A:104:ARG:HG3	2:B:101:VAL:N	12	1.55
(1,37)	1:A:104:ARG:HG3	2:B:101:VAL:O	12	1.55
(1,37)	1:A:104:ARG:HH11	2:B:75:ILE:C	12	1.55
(1,37)	1:A:104:ARG:HH11	2:B:75:ILE:CA	12	1.55
(1,37)	1:A:104:ARG:HH11	2:B:75:ILE:CB	12	1.55
(1,37)	1:A:104:ARG:HH11	2:B:75:ILE:CD1	12	1.55

*Continued on next page...*



*Continued from previous page...*

Key	Atom-1	Atom-2	Model ID	Violation (Å)
(1,37)	1:A:104:ARG:HH11	2:B:75:ILE:CG1	12	1.55
(1,37)	1:A:104:ARG:HH11	2:B:75:ILE:CG2	12	1.55
(1,37)	1:A:104:ARG:HH11	2:B:75:ILE:H	12	1.55
(1,37)	1:A:104:ARG:HH11	2:B:75:ILE:HA	12	1.55
(1,37)	1:A:104:ARG:HH11	2:B:75:ILE:HB	12	1.55
(1,37)	1:A:104:ARG:HH11	2:B:75:ILE:HD11	12	1.55
(1,37)	1:A:104:ARG:HH11	2:B:75:ILE:HD12	12	1.55
(1,37)	1:A:104:ARG:HH11	2:B:75:ILE:HD13	12	1.55
(1,37)	1:A:104:ARG:HH11	2:B:75:ILE:HG12	12	1.55
(1,37)	1:A:104:ARG:HH11	2:B:75:ILE:HG13	12	1.55
(1,37)	1:A:104:ARG:HH11	2:B:75:ILE:HG21	12	1.55
(1,37)	1:A:104:ARG:HH11	2:B:75:ILE:HG22	12	1.55
(1,37)	1:A:104:ARG:HH11	2:B:75:ILE:HG23	12	1.55
(1,37)	1:A:104:ARG:HH11	2:B:75:ILE:N	12	1.55
(1,37)	1:A:104:ARG:HH11	2:B:75:ILE:O	12	1.55
(1,37)	1:A:104:ARG:HH11	2:B:77:ALA:C	12	1.55
(1,37)	1:A:104:ARG:HH11	2:B:77:ALA:CA	12	1.55
(1,37)	1:A:104:ARG:HH11	2:B:77:ALA:CB	12	1.55
(1,37)	1:A:104:ARG:HH11	2:B:77:ALA:H	12	1.55
(1,37)	1:A:104:ARG:HH11	2:B:77:ALA:HA	12	1.55
(1,37)	1:A:104:ARG:HH11	2:B:77:ALA:HB1	12	1.55
(1,37)	1:A:104:ARG:HH11	2:B:77:ALA:HB2	12	1.55
(1,37)	1:A:104:ARG:HH11	2:B:77:ALA:HB3	12	1.55
(1,37)	1:A:104:ARG:HH11	2:B:77:ALA:N	12	1.55
(1,37)	1:A:104:ARG:HH11	2:B:77:ALA:O	12	1.55
(1,37)	1:A:104:ARG:HH11	2:B:78:GLY:C	12	1.55
(1,37)	1:A:104:ARG:HH11	2:B:78:GLY:CA	12	1.55
(1,37)	1:A:104:ARG:HH11	2:B:78:GLY:H	12	1.55
(1,37)	1:A:104:ARG:HH11	2:B:78:GLY:HA2	12	1.55
(1,37)	1:A:104:ARG:HH11	2:B:78:GLY:HA3	12	1.55
(1,37)	1:A:104:ARG:HH11	2:B:78:GLY:N	12	1.55
(1,37)	1:A:104:ARG:HH11	2:B:78:GLY:O	12	1.55
(1,37)	1:A:104:ARG:HH11	2:B:79:LYS:C	12	1.55
(1,37)	1:A:104:ARG:HH11	2:B:79:LYS:CA	12	1.55
(1,37)	1:A:104:ARG:HH11	2:B:79:LYS:CB	12	1.55
(1,37)	1:A:104:ARG:HH11	2:B:79:LYS:CD	12	1.55
(1,37)	1:A:104:ARG:HH11	2:B:79:LYS:CE	12	1.55
(1,37)	1:A:104:ARG:HH11	2:B:79:LYS:CG	12	1.55
(1,37)	1:A:104:ARG:HH11	2:B:79:LYS:H	12	1.55
(1,37)	1:A:104:ARG:HH11	2:B:79:LYS:HA	12	1.55
(1,37)	1:A:104:ARG:HH11	2:B:79:LYS:HB2	12	1.55
(1,37)	1:A:104:ARG:HH11	2:B:79:LYS:HB3	12	1.55

*Continued on next page...*

*Continued from previous page...*

Key	Atom-1	Atom-2	Model ID	Violation (Å)
(1,37)	1:A:104:ARG:HH11	2:B:79:LYS:HD2	12	1.55
(1,37)	1:A:104:ARG:HH11	2:B:79:LYS:HD3	12	1.55
(1,37)	1:A:104:ARG:HH11	2:B:79:LYS:HE2	12	1.55
(1,37)	1:A:104:ARG:HH11	2:B:79:LYS:HE3	12	1.55
(1,37)	1:A:104:ARG:HH11	2:B:79:LYS:HG2	12	1.55
(1,37)	1:A:104:ARG:HH11	2:B:79:LYS:HG3	12	1.55
(1,37)	1:A:104:ARG:HH11	2:B:79:LYS:HZ1	12	1.55
(1,37)	1:A:104:ARG:HH11	2:B:79:LYS:HZ2	12	1.55
(1,37)	1:A:104:ARG:HH11	2:B:79:LYS:HZ3	12	1.55
(1,37)	1:A:104:ARG:HH11	2:B:79:LYS:N	12	1.55
(1,37)	1:A:104:ARG:HH11	2:B:79:LYS:NZ	12	1.55
(1,37)	1:A:104:ARG:HH11	2:B:79:LYS:O	12	1.55
(1,37)	1:A:104:ARG:HH11	2:B:80:ILE:C	12	1.55
(1,37)	1:A:104:ARG:HH11	2:B:80:ILE:CA	12	1.55
(1,37)	1:A:104:ARG:HH11	2:B:80:ILE:CB	12	1.55
(1,37)	1:A:104:ARG:HH11	2:B:80:ILE:CD1	12	1.55
(1,37)	1:A:104:ARG:HH11	2:B:80:ILE:CG1	12	1.55
(1,37)	1:A:104:ARG:HH11	2:B:80:ILE:CG2	12	1.55
(1,37)	1:A:104:ARG:HH11	2:B:80:ILE:H	12	1.55
(1,37)	1:A:104:ARG:HH11	2:B:80:ILE:HA	12	1.55
(1,37)	1:A:104:ARG:HH11	2:B:80:ILE:HB	12	1.55
(1,37)	1:A:104:ARG:HH11	2:B:80:ILE:HD11	12	1.55
(1,37)	1:A:104:ARG:HH11	2:B:80:ILE:HD12	12	1.55
(1,37)	1:A:104:ARG:HH11	2:B:80:ILE:HD13	12	1.55
(1,37)	1:A:104:ARG:HH11	2:B:80:ILE:HG12	12	1.55
(1,37)	1:A:104:ARG:HH11	2:B:80:ILE:HG13	12	1.55
(1,37)	1:A:104:ARG:HH11	2:B:80:ILE:HG21	12	1.55
(1,37)	1:A:104:ARG:HH11	2:B:80:ILE:HG22	12	1.55
(1,37)	1:A:104:ARG:HH11	2:B:80:ILE:HG23	12	1.55
(1,37)	1:A:104:ARG:HH11	2:B:80:ILE:N	12	1.55
(1,37)	1:A:104:ARG:HH11	2:B:80:ILE:O	12	1.55
(1,37)	1:A:104:ARG:HH11	2:B:84:GLN:C	12	1.55
(1,37)	1:A:104:ARG:HH11	2:B:84:GLN:CA	12	1.55
(1,37)	1:A:104:ARG:HH11	2:B:84:GLN:CB	12	1.55
(1,37)	1:A:104:ARG:HH11	2:B:84:GLN:CD	12	1.55
(1,37)	1:A:104:ARG:HH11	2:B:84:GLN:CG	12	1.55
(1,37)	1:A:104:ARG:HH11	2:B:84:GLN:H	12	1.55
(1,37)	1:A:104:ARG:HH11	2:B:84:GLN:HA	12	1.55
(1,37)	1:A:104:ARG:HH11	2:B:84:GLN:HB2	12	1.55
(1,37)	1:A:104:ARG:HH11	2:B:84:GLN:HB3	12	1.55
(1,37)	1:A:104:ARG:HH11	2:B:84:GLN:HE21	12	1.55
(1,37)	1:A:104:ARG:HH11	2:B:84:GLN:HE22	12	1.55

*Continued on next page...*

*Continued from previous page...*

Key	Atom-1	Atom-2	Model ID	Violation (Å)
(1,37)	1:A:104:ARG:HH11	2:B:84:GLN:HG2	12	1.55
(1,37)	1:A:104:ARG:HH11	2:B:84:GLN:HG3	12	1.55
(1,37)	1:A:104:ARG:HH11	2:B:84:GLN:N	12	1.55
(1,37)	1:A:104:ARG:HH11	2:B:84:GLN:NE2	12	1.55
(1,37)	1:A:104:ARG:HH11	2:B:84:GLN:O	12	1.55
(1,37)	1:A:104:ARG:HH11	2:B:84:GLN:OE1	12	1.55
(1,37)	1:A:104:ARG:HH11	2:B:97:THR:C	12	1.55
(1,37)	1:A:104:ARG:HH11	2:B:97:THR:CA	12	1.55
(1,37)	1:A:104:ARG:HH11	2:B:97:THR:CB	12	1.55
(1,37)	1:A:104:ARG:HH11	2:B:97:THR:CG2	12	1.55
(1,37)	1:A:104:ARG:HH11	2:B:97:THR:H	12	1.55
(1,37)	1:A:104:ARG:HH11	2:B:97:THR:HA	12	1.55
(1,37)	1:A:104:ARG:HH11	2:B:97:THR:HB	12	1.55
(1,37)	1:A:104:ARG:HH11	2:B:97:THR:HG1	12	1.55
(1,37)	1:A:104:ARG:HH11	2:B:97:THR:HG21	12	1.55
(1,37)	1:A:104:ARG:HH11	2:B:97:THR:HG22	12	1.55
(1,37)	1:A:104:ARG:HH11	2:B:97:THR:HG23	12	1.55
(1,37)	1:A:104:ARG:HH11	2:B:97:THR:N	12	1.55
(1,37)	1:A:104:ARG:HH11	2:B:97:THR:O	12	1.55
(1,37)	1:A:104:ARG:HH11	2:B:97:THR:OG1	12	1.55
(1,37)	1:A:104:ARG:HH11	2:B:99:HIS:C	12	1.55
(1,37)	1:A:104:ARG:HH11	2:B:99:HIS:CA	12	1.55
(1,37)	1:A:104:ARG:HH11	2:B:99:HIS:CB	12	1.55
(1,37)	1:A:104:ARG:HH11	2:B:99:HIS:CD2	12	1.55
(1,37)	1:A:104:ARG:HH11	2:B:99:HIS:CE1	12	1.55
(1,37)	1:A:104:ARG:HH11	2:B:99:HIS:CG	12	1.55
(1,37)	1:A:104:ARG:HH11	2:B:99:HIS:H	12	1.55
(1,37)	1:A:104:ARG:HH11	2:B:99:HIS:HA	12	1.55
(1,37)	1:A:104:ARG:HH11	2:B:99:HIS:HB2	12	1.55
(1,37)	1:A:104:ARG:HH11	2:B:99:HIS:HB3	12	1.55
(1,37)	1:A:104:ARG:HH11	2:B:99:HIS:HD1	12	1.55
(1,37)	1:A:104:ARG:HH11	2:B:99:HIS:HD2	12	1.55
(1,37)	1:A:104:ARG:HH11	2:B:99:HIS:HE1	12	1.55
(1,37)	1:A:104:ARG:HH11	2:B:99:HIS:HE2	12	1.55
(1,37)	1:A:104:ARG:HH11	2:B:99:HIS:N	12	1.55
(1,37)	1:A:104:ARG:HH11	2:B:99:HIS:ND1	12	1.55
(1,37)	1:A:104:ARG:HH11	2:B:99:HIS:NE2	12	1.55
(1,37)	1:A:104:ARG:HH11	2:B:99:HIS:O	12	1.55
(1,37)	1:A:104:ARG:HH11	2:B:101:VAL:C	12	1.55
(1,37)	1:A:104:ARG:HH11	2:B:101:VAL:CA	12	1.55
(1,37)	1:A:104:ARG:HH11	2:B:101:VAL:CB	12	1.55
(1,37)	1:A:104:ARG:HH11	2:B:101:VAL:CG1	12	1.55

*Continued on next page...*

*Continued from previous page...*

Key	Atom-1	Atom-2	Model ID	Violation (Å)
(1,37)	1:A:104:ARG:HH11	2:B:101:VAL:CG2	12	1.55
(1,37)	1:A:104:ARG:HH11	2:B:101:VAL:H	12	1.55
(1,37)	1:A:104:ARG:HH11	2:B:101:VAL:HA	12	1.55
(1,37)	1:A:104:ARG:HH11	2:B:101:VAL:HB	12	1.55
(1,37)	1:A:104:ARG:HH11	2:B:101:VAL:HG11	12	1.55
(1,37)	1:A:104:ARG:HH11	2:B:101:VAL:HG12	12	1.55
(1,37)	1:A:104:ARG:HH11	2:B:101:VAL:HG13	12	1.55
(1,37)	1:A:104:ARG:HH11	2:B:101:VAL:HG21	12	1.55
(1,37)	1:A:104:ARG:HH11	2:B:101:VAL:HG22	12	1.55
(1,37)	1:A:104:ARG:HH11	2:B:101:VAL:HG23	12	1.55
(1,37)	1:A:104:ARG:HH11	2:B:101:VAL:N	12	1.55
(1,37)	1:A:104:ARG:HH11	2:B:101:VAL:O	12	1.55
(1,37)	1:A:104:ARG:HH12	2:B:75:ILE:C	12	1.55
(1,37)	1:A:104:ARG:HH12	2:B:75:ILE:CA	12	1.55
(1,37)	1:A:104:ARG:HH12	2:B:75:ILE:CB	12	1.55
(1,37)	1:A:104:ARG:HH12	2:B:75:ILE:CD1	12	1.55
(1,37)	1:A:104:ARG:HH12	2:B:75:ILE:CG1	12	1.55
(1,37)	1:A:104:ARG:HH12	2:B:75:ILE:CG2	12	1.55
(1,37)	1:A:104:ARG:HH12	2:B:75:ILE:H	12	1.55
(1,37)	1:A:104:ARG:HH12	2:B:75:ILE:HA	12	1.55
(1,37)	1:A:104:ARG:HH12	2:B:75:ILE:HB	12	1.55
(1,37)	1:A:104:ARG:HH12	2:B:75:ILE:HD11	12	1.55
(1,37)	1:A:104:ARG:HH12	2:B:75:ILE:HD12	12	1.55
(1,37)	1:A:104:ARG:HH12	2:B:75:ILE:HD13	12	1.55
(1,37)	1:A:104:ARG:HH12	2:B:75:ILE:HG12	12	1.55
(1,37)	1:A:104:ARG:HH12	2:B:75:ILE:HG13	12	1.55
(1,37)	1:A:104:ARG:HH12	2:B:75:ILE:HG21	12	1.55
(1,37)	1:A:104:ARG:HH12	2:B:75:ILE:HG22	12	1.55
(1,37)	1:A:104:ARG:HH12	2:B:75:ILE:HG23	12	1.55
(1,37)	1:A:104:ARG:HH12	2:B:75:ILE:N	12	1.55
(1,37)	1:A:104:ARG:HH12	2:B:75:ILE:O	12	1.55
(1,37)	1:A:104:ARG:HH12	2:B:77:ALA:C	12	1.55
(1,37)	1:A:104:ARG:HH12	2:B:77:ALA:CA	12	1.55
(1,37)	1:A:104:ARG:HH12	2:B:77:ALA:CB	12	1.55
(1,37)	1:A:104:ARG:HH12	2:B:77:ALA:H	12	1.55
(1,37)	1:A:104:ARG:HH12	2:B:77:ALA:HA	12	1.55
(1,37)	1:A:104:ARG:HH12	2:B:77:ALA:HB1	12	1.55
(1,37)	1:A:104:ARG:HH12	2:B:77:ALA:HB2	12	1.55
(1,37)	1:A:104:ARG:HH12	2:B:77:ALA:HB3	12	1.55
(1,37)	1:A:104:ARG:HH12	2:B:77:ALA:N	12	1.55
(1,37)	1:A:104:ARG:HH12	2:B:77:ALA:O	12	1.55
(1,37)	1:A:104:ARG:HH12	2:B:78:GLY:C	12	1.55

*Continued on next page...*

*Continued from previous page...*

Key	Atom-1	Atom-2	Model ID	Violation (Å)
(1,37)	1:A:104:ARG:HH12	2:B:78:GLY:CA	12	1.55
(1,37)	1:A:104:ARG:HH12	2:B:78:GLY:H	12	1.55
(1,37)	1:A:104:ARG:HH12	2:B:78:GLY:HA2	12	1.55
(1,37)	1:A:104:ARG:HH12	2:B:78:GLY:HA3	12	1.55
(1,37)	1:A:104:ARG:HH12	2:B:78:GLY:N	12	1.55
(1,37)	1:A:104:ARG:HH12	2:B:78:GLY:O	12	1.55
(1,37)	1:A:104:ARG:HH12	2:B:79:LYS:C	12	1.55
(1,37)	1:A:104:ARG:HH12	2:B:79:LYS:CA	12	1.55
(1,37)	1:A:104:ARG:HH12	2:B:79:LYS:CB	12	1.55
(1,37)	1:A:104:ARG:HH12	2:B:79:LYS:CD	12	1.55
(1,37)	1:A:104:ARG:HH12	2:B:79:LYS:CE	12	1.55
(1,37)	1:A:104:ARG:HH12	2:B:79:LYS:CG	12	1.55
(1,37)	1:A:104:ARG:HH12	2:B:79:LYS:H	12	1.55
(1,37)	1:A:104:ARG:HH12	2:B:79:LYS:HA	12	1.55
(1,37)	1:A:104:ARG:HH12	2:B:79:LYS:HB2	12	1.55
(1,37)	1:A:104:ARG:HH12	2:B:79:LYS:HB3	12	1.55
(1,37)	1:A:104:ARG:HH12	2:B:79:LYS:HD2	12	1.55
(1,37)	1:A:104:ARG:HH12	2:B:79:LYS:HD3	12	1.55
(1,37)	1:A:104:ARG:HH12	2:B:79:LYS:HE2	12	1.55
(1,37)	1:A:104:ARG:HH12	2:B:79:LYS:HE3	12	1.55
(1,37)	1:A:104:ARG:HH12	2:B:79:LYS:HG2	12	1.55
(1,37)	1:A:104:ARG:HH12	2:B:79:LYS:HG3	12	1.55
(1,37)	1:A:104:ARG:HH12	2:B:79:LYS:HZ1	12	1.55
(1,37)	1:A:104:ARG:HH12	2:B:79:LYS:HZ2	12	1.55
(1,37)	1:A:104:ARG:HH12	2:B:79:LYS:HZ3	12	1.55
(1,37)	1:A:104:ARG:HH12	2:B:79:LYS:N	12	1.55
(1,37)	1:A:104:ARG:HH12	2:B:79:LYS:NZ	12	1.55
(1,37)	1:A:104:ARG:HH12	2:B:79:LYS:O	12	1.55
(1,37)	1:A:104:ARG:HH12	2:B:80:ILE:C	12	1.55
(1,37)	1:A:104:ARG:HH12	2:B:80:ILE:CA	12	1.55
(1,37)	1:A:104:ARG:HH12	2:B:80:ILE:CB	12	1.55
(1,37)	1:A:104:ARG:HH12	2:B:80:ILE:CD1	12	1.55
(1,37)	1:A:104:ARG:HH12	2:B:80:ILE:CG1	12	1.55
(1,37)	1:A:104:ARG:HH12	2:B:80:ILE:CG2	12	1.55
(1,37)	1:A:104:ARG:HH12	2:B:80:ILE:H	12	1.55
(1,37)	1:A:104:ARG:HH12	2:B:80:ILE:HA	12	1.55
(1,37)	1:A:104:ARG:HH12	2:B:80:ILE:HB	12	1.55
(1,37)	1:A:104:ARG:HH12	2:B:80:ILE:HD11	12	1.55
(1,37)	1:A:104:ARG:HH12	2:B:80:ILE:HD12	12	1.55
(1,37)	1:A:104:ARG:HH12	2:B:80:ILE:HD13	12	1.55
(1,37)	1:A:104:ARG:HH12	2:B:80:ILE:HG12	12	1.55
(1,37)	1:A:104:ARG:HH12	2:B:80:ILE:HG13	12	1.55

*Continued on next page...*

*Continued from previous page...*

Key	Atom-1	Atom-2	Model ID	Violation (Å)
(1,37)	1:A:104:ARG:HH12	2:B:80:ILE:HG21	12	1.55
(1,37)	1:A:104:ARG:HH12	2:B:80:ILE:HG22	12	1.55
(1,37)	1:A:104:ARG:HH12	2:B:80:ILE:HG23	12	1.55
(1,37)	1:A:104:ARG:HH12	2:B:80:ILE:N	12	1.55
(1,37)	1:A:104:ARG:HH12	2:B:80:ILE:O	12	1.55
(1,37)	1:A:104:ARG:HH12	2:B:84:GLN:C	12	1.55
(1,37)	1:A:104:ARG:HH12	2:B:84:GLN:CA	12	1.55
(1,37)	1:A:104:ARG:HH12	2:B:84:GLN:CB	12	1.55
(1,37)	1:A:104:ARG:HH12	2:B:84:GLN:CD	12	1.55
(1,37)	1:A:104:ARG:HH12	2:B:84:GLN:CG	12	1.55
(1,37)	1:A:104:ARG:HH12	2:B:84:GLN:H	12	1.55
(1,37)	1:A:104:ARG:HH12	2:B:84:GLN:HA	12	1.55
(1,37)	1:A:104:ARG:HH12	2:B:84:GLN:HB2	12	1.55
(1,37)	1:A:104:ARG:HH12	2:B:84:GLN:HB3	12	1.55
(1,37)	1:A:104:ARG:HH12	2:B:84:GLN:HE21	12	1.55
(1,37)	1:A:104:ARG:HH12	2:B:84:GLN:HE22	12	1.55
(1,37)	1:A:104:ARG:HH12	2:B:84:GLN:HG2	12	1.55
(1,37)	1:A:104:ARG:HH12	2:B:84:GLN:HG3	12	1.55
(1,37)	1:A:104:ARG:HH12	2:B:84:GLN:N	12	1.55
(1,37)	1:A:104:ARG:HH12	2:B:84:GLN:NE2	12	1.55
(1,37)	1:A:104:ARG:HH12	2:B:84:GLN:O	12	1.55
(1,37)	1:A:104:ARG:HH12	2:B:84:GLN:OE1	12	1.55
(1,37)	1:A:104:ARG:HH12	2:B:97:THR:C	12	1.55
(1,37)	1:A:104:ARG:HH12	2:B:97:THR:CA	12	1.55
(1,37)	1:A:104:ARG:HH12	2:B:97:THR:CB	12	1.55
(1,37)	1:A:104:ARG:HH12	2:B:97:THR:CG2	12	1.55
(1,37)	1:A:104:ARG:HH12	2:B:97:THR:H	12	1.55
(1,37)	1:A:104:ARG:HH12	2:B:97:THR:HA	12	1.55
(1,37)	1:A:104:ARG:HH12	2:B:97:THR:HB	12	1.55
(1,37)	1:A:104:ARG:HH12	2:B:97:THR:HG1	12	1.55
(1,37)	1:A:104:ARG:HH12	2:B:97:THR:HG21	12	1.55
(1,37)	1:A:104:ARG:HH12	2:B:97:THR:HG22	12	1.55
(1,37)	1:A:104:ARG:HH12	2:B:97:THR:HG23	12	1.55
(1,37)	1:A:104:ARG:HH12	2:B:97:THR:N	12	1.55
(1,37)	1:A:104:ARG:HH12	2:B:97:THR:O	12	1.55
(1,37)	1:A:104:ARG:HH12	2:B:97:THR:OG1	12	1.55
(1,37)	1:A:104:ARG:HH12	2:B:99:HIS:C	12	1.55
(1,37)	1:A:104:ARG:HH12	2:B:99:HIS:CA	12	1.55
(1,37)	1:A:104:ARG:HH12	2:B:99:HIS:CB	12	1.55
(1,37)	1:A:104:ARG:HH12	2:B:99:HIS:CD2	12	1.55
(1,37)	1:A:104:ARG:HH12	2:B:99:HIS:CE1	12	1.55
(1,37)	1:A:104:ARG:HH12	2:B:99:HIS:CG	12	1.55

*Continued on next page...*

*Continued from previous page...*

Key	Atom-1	Atom-2	Model ID	Violation (Å)
(1,37)	1:A:104:ARG:HH12	2:B:99:HIS:H	12	1.55
(1,37)	1:A:104:ARG:HH12	2:B:99:HIS:HA	12	1.55
(1,37)	1:A:104:ARG:HH12	2:B:99:HIS:HB2	12	1.55
(1,37)	1:A:104:ARG:HH12	2:B:99:HIS:HB3	12	1.55
(1,37)	1:A:104:ARG:HH12	2:B:99:HIS:HD1	12	1.55
(1,37)	1:A:104:ARG:HH12	2:B:99:HIS:HD2	12	1.55
(1,37)	1:A:104:ARG:HH12	2:B:99:HIS:HE1	12	1.55
(1,37)	1:A:104:ARG:HH12	2:B:99:HIS:HE2	12	1.55
(1,37)	1:A:104:ARG:HH12	2:B:99:HIS:N	12	1.55
(1,37)	1:A:104:ARG:HH12	2:B:99:HIS:ND1	12	1.55
(1,37)	1:A:104:ARG:HH12	2:B:99:HIS:NE2	12	1.55
(1,37)	1:A:104:ARG:HH12	2:B:99:HIS:O	12	1.55
(1,37)	1:A:104:ARG:HH12	2:B:101:VAL:C	12	1.55
(1,37)	1:A:104:ARG:HH12	2:B:101:VAL:CA	12	1.55
(1,37)	1:A:104:ARG:HH12	2:B:101:VAL:CB	12	1.55
(1,37)	1:A:104:ARG:HH12	2:B:101:VAL:CG1	12	1.55
(1,37)	1:A:104:ARG:HH12	2:B:101:VAL:CG2	12	1.55
(1,37)	1:A:104:ARG:HH12	2:B:101:VAL:H	12	1.55
(1,37)	1:A:104:ARG:HH12	2:B:101:VAL:HA	12	1.55
(1,37)	1:A:104:ARG:HH12	2:B:101:VAL:HB	12	1.55
(1,37)	1:A:104:ARG:HH12	2:B:101:VAL:HG11	12	1.55
(1,37)	1:A:104:ARG:HH12	2:B:101:VAL:HG12	12	1.55
(1,37)	1:A:104:ARG:HH12	2:B:101:VAL:HG13	12	1.55
(1,37)	1:A:104:ARG:HH12	2:B:101:VAL:HG21	12	1.55
(1,37)	1:A:104:ARG:HH12	2:B:101:VAL:HG22	12	1.55
(1,37)	1:A:104:ARG:HH12	2:B:101:VAL:HG23	12	1.55
(1,37)	1:A:104:ARG:HH12	2:B:101:VAL:N	12	1.55
(1,37)	1:A:104:ARG:HH12	2:B:101:VAL:O	12	1.55
(1,37)	1:A:104:ARG:HH21	2:B:75:ILE:C	12	1.55
(1,37)	1:A:104:ARG:HH21	2:B:75:ILE:CA	12	1.55
(1,37)	1:A:104:ARG:HH21	2:B:75:ILE:CB	12	1.55
(1,37)	1:A:104:ARG:HH21	2:B:75:ILE:CD1	12	1.55
(1,37)	1:A:104:ARG:HH21	2:B:75:ILE:CG1	12	1.55
(1,37)	1:A:104:ARG:HH21	2:B:75:ILE:CG2	12	1.55
(1,37)	1:A:104:ARG:HH21	2:B:75:ILE:H	12	1.55
(1,37)	1:A:104:ARG:HH21	2:B:75:ILE:HA	12	1.55
(1,37)	1:A:104:ARG:HH21	2:B:75:ILE:HB	12	1.55
(1,37)	1:A:104:ARG:HH21	2:B:75:ILE:HD11	12	1.55
(1,37)	1:A:104:ARG:HH21	2:B:75:ILE:HD12	12	1.55
(1,37)	1:A:104:ARG:HH21	2:B:75:ILE:HD13	12	1.55
(1,37)	1:A:104:ARG:HH21	2:B:75:ILE:HG12	12	1.55
(1,37)	1:A:104:ARG:HH21	2:B:75:ILE:HG13	12	1.55

*Continued on next page...*

*Continued from previous page...*

Key	Atom-1	Atom-2	Model ID	Violation (Å)
(1,37)	1:A:104:ARG:HH21	2:B:75:ILE:HG21	12	1.55
(1,37)	1:A:104:ARG:HH21	2:B:75:ILE:HG22	12	1.55
(1,37)	1:A:104:ARG:HH21	2:B:75:ILE:HG23	12	1.55
(1,37)	1:A:104:ARG:HH21	2:B:75:ILE:N	12	1.55
(1,37)	1:A:104:ARG:HH21	2:B:75:ILE:O	12	1.55
(1,37)	1:A:104:ARG:HH21	2:B:77:ALA:C	12	1.55
(1,37)	1:A:104:ARG:HH21	2:B:77:ALA:CA	12	1.55
(1,37)	1:A:104:ARG:HH21	2:B:77:ALA:CB	12	1.55
(1,37)	1:A:104:ARG:HH21	2:B:77:ALA:H	12	1.55
(1,37)	1:A:104:ARG:HH21	2:B:77:ALA:HA	12	1.55
(1,37)	1:A:104:ARG:HH21	2:B:77:ALA:HB1	12	1.55
(1,37)	1:A:104:ARG:HH21	2:B:77:ALA:HB2	12	1.55
(1,37)	1:A:104:ARG:HH21	2:B:77:ALA:HB3	12	1.55
(1,37)	1:A:104:ARG:HH21	2:B:77:ALA:N	12	1.55
(1,37)	1:A:104:ARG:HH21	2:B:77:ALA:O	12	1.55
(1,37)	1:A:104:ARG:HH21	2:B:78:GLY:C	12	1.55
(1,37)	1:A:104:ARG:HH21	2:B:78:GLY:CA	12	1.55
(1,37)	1:A:104:ARG:HH21	2:B:78:GLY:H	12	1.55
(1,37)	1:A:104:ARG:HH21	2:B:78:GLY:HA2	12	1.55
(1,37)	1:A:104:ARG:HH21	2:B:78:GLY:HA3	12	1.55
(1,37)	1:A:104:ARG:HH21	2:B:78:GLY:N	12	1.55
(1,37)	1:A:104:ARG:HH21	2:B:78:GLY:O	12	1.55
(1,37)	1:A:104:ARG:HH21	2:B:79:LYS:C	12	1.55
(1,37)	1:A:104:ARG:HH21	2:B:79:LYS:CA	12	1.55
(1,37)	1:A:104:ARG:HH21	2:B:79:LYS:CB	12	1.55
(1,37)	1:A:104:ARG:HH21	2:B:79:LYS:CD	12	1.55
(1,37)	1:A:104:ARG:HH21	2:B:79:LYS:CE	12	1.55
(1,37)	1:A:104:ARG:HH21	2:B:79:LYS:CG	12	1.55
(1,37)	1:A:104:ARG:HH21	2:B:79:LYS:H	12	1.55
(1,37)	1:A:104:ARG:HH21	2:B:79:LYS:HA	12	1.55
(1,37)	1:A:104:ARG:HH21	2:B:79:LYS:HB2	12	1.55
(1,37)	1:A:104:ARG:HH21	2:B:79:LYS:HB3	12	1.55
(1,37)	1:A:104:ARG:HH21	2:B:79:LYS:HD2	12	1.55
(1,37)	1:A:104:ARG:HH21	2:B:79:LYS:HD3	12	1.55
(1,37)	1:A:104:ARG:HH21	2:B:79:LYS:HE2	12	1.55
(1,37)	1:A:104:ARG:HH21	2:B:79:LYS:HE3	12	1.55
(1,37)	1:A:104:ARG:HH21	2:B:79:LYS:HG2	12	1.55
(1,37)	1:A:104:ARG:HH21	2:B:79:LYS:HG3	12	1.55
(1,37)	1:A:104:ARG:HH21	2:B:79:LYS:HZ1	12	1.55
(1,37)	1:A:104:ARG:HH21	2:B:79:LYS:HZ2	12	1.55
(1,37)	1:A:104:ARG:HH21	2:B:79:LYS:HZ3	12	1.55
(1,37)	1:A:104:ARG:HH21	2:B:79:LYS:N	12	1.55

*Continued on next page...*



*Continued from previous page...*

Key	Atom-1	Atom-2	Model ID	Violation (Å)
(1,37)	1:A:104:ARG:HH21	2:B:79:LYS:NZ	12	1.55
(1,37)	1:A:104:ARG:HH21	2:B:79:LYS:O	12	1.55
(1,37)	1:A:104:ARG:HH21	2:B:80:ILE:C	12	1.55
(1,37)	1:A:104:ARG:HH21	2:B:80:ILE:CA	12	1.55
(1,37)	1:A:104:ARG:HH21	2:B:80:ILE:CB	12	1.55
(1,37)	1:A:104:ARG:HH21	2:B:80:ILE:CD1	12	1.55
(1,37)	1:A:104:ARG:HH21	2:B:80:ILE:CG1	12	1.55
(1,37)	1:A:104:ARG:HH21	2:B:80:ILE:CG2	12	1.55
(1,37)	1:A:104:ARG:HH21	2:B:80:ILE:H	12	1.55
(1,37)	1:A:104:ARG:HH21	2:B:80:ILE:HA	12	1.55
(1,37)	1:A:104:ARG:HH21	2:B:80:ILE:HB	12	1.55
(1,37)	1:A:104:ARG:HH21	2:B:80:ILE:HD11	12	1.55
(1,37)	1:A:104:ARG:HH21	2:B:80:ILE:HD12	12	1.55
(1,37)	1:A:104:ARG:HH21	2:B:80:ILE:HD13	12	1.55
(1,37)	1:A:104:ARG:HH21	2:B:80:ILE:HG12	12	1.55
(1,37)	1:A:104:ARG:HH21	2:B:80:ILE:HG13	12	1.55
(1,37)	1:A:104:ARG:HH21	2:B:80:ILE:HG21	12	1.55
(1,37)	1:A:104:ARG:HH21	2:B:80:ILE:HG22	12	1.55
(1,37)	1:A:104:ARG:HH21	2:B:80:ILE:HG23	12	1.55
(1,37)	1:A:104:ARG:HH21	2:B:80:ILE:N	12	1.55
(1,37)	1:A:104:ARG:HH21	2:B:80:ILE:O	12	1.55
(1,37)	1:A:104:ARG:HH21	2:B:84:GLN:C	12	1.55
(1,37)	1:A:104:ARG:HH21	2:B:84:GLN:CA	12	1.55
(1,37)	1:A:104:ARG:HH21	2:B:84:GLN:CB	12	1.55
(1,37)	1:A:104:ARG:HH21	2:B:84:GLN:CD	12	1.55
(1,37)	1:A:104:ARG:HH21	2:B:84:GLN:CG	12	1.55
(1,37)	1:A:104:ARG:HH21	2:B:84:GLN:H	12	1.55
(1,37)	1:A:104:ARG:HH21	2:B:84:GLN:HA	12	1.55
(1,37)	1:A:104:ARG:HH21	2:B:84:GLN:HB2	12	1.55
(1,37)	1:A:104:ARG:HH21	2:B:84:GLN:HB3	12	1.55
(1,37)	1:A:104:ARG:HH21	2:B:84:GLN:HE21	12	1.55
(1,37)	1:A:104:ARG:HH21	2:B:84:GLN:HE22	12	1.55
(1,37)	1:A:104:ARG:HH21	2:B:84:GLN:HG2	12	1.55
(1,37)	1:A:104:ARG:HH21	2:B:84:GLN:HG3	12	1.55
(1,37)	1:A:104:ARG:HH21	2:B:84:GLN:N	12	1.55
(1,37)	1:A:104:ARG:HH21	2:B:84:GLN:NE2	12	1.55
(1,37)	1:A:104:ARG:HH21	2:B:84:GLN:O	12	1.55
(1,37)	1:A:104:ARG:HH21	2:B:84:GLN:OE1	12	1.55
(1,37)	1:A:104:ARG:HH21	2:B:97:THR:C	12	1.55
(1,37)	1:A:104:ARG:HH21	2:B:97:THR:CA	12	1.55
(1,37)	1:A:104:ARG:HH21	2:B:97:THR:CB	12	1.55
(1,37)	1:A:104:ARG:HH21	2:B:97:THR:CG2	12	1.55

*Continued on next page...*

*Continued from previous page...*

Key	Atom-1	Atom-2	Model ID	Violation (Å)
(1,37)	1:A:104:ARG:HH21	2:B:97:THR:H	12	1.55
(1,37)	1:A:104:ARG:HH21	2:B:97:THR:HA	12	1.55
(1,37)	1:A:104:ARG:HH21	2:B:97:THR:HB	12	1.55
(1,37)	1:A:104:ARG:HH21	2:B:97:THR:HG1	12	1.55
(1,37)	1:A:104:ARG:HH21	2:B:97:THR:HG21	12	1.55
(1,37)	1:A:104:ARG:HH21	2:B:97:THR:HG22	12	1.55
(1,37)	1:A:104:ARG:HH21	2:B:97:THR:HG23	12	1.55
(1,37)	1:A:104:ARG:HH21	2:B:97:THR:N	12	1.55
(1,37)	1:A:104:ARG:HH21	2:B:97:THR:O	12	1.55
(1,37)	1:A:104:ARG:HH21	2:B:97:THR:OG1	12	1.55
(1,37)	1:A:104:ARG:HH21	2:B:99:HIS:C	12	1.55
(1,37)	1:A:104:ARG:HH21	2:B:99:HIS:CA	12	1.55
(1,37)	1:A:104:ARG:HH21	2:B:99:HIS:CB	12	1.55
(1,37)	1:A:104:ARG:HH21	2:B:99:HIS:CD2	12	1.55
(1,37)	1:A:104:ARG:HH21	2:B:99:HIS:CE1	12	1.55
(1,37)	1:A:104:ARG:HH21	2:B:99:HIS:CG	12	1.55
(1,37)	1:A:104:ARG:HH21	2:B:99:HIS:H	12	1.55
(1,37)	1:A:104:ARG:HH21	2:B:99:HIS:HA	12	1.55
(1,37)	1:A:104:ARG:HH21	2:B:99:HIS:HB2	12	1.55
(1,37)	1:A:104:ARG:HH21	2:B:99:HIS:HB3	12	1.55
(1,37)	1:A:104:ARG:HH21	2:B:99:HIS:HD1	12	1.55
(1,37)	1:A:104:ARG:HH21	2:B:99:HIS:HD2	12	1.55
(1,37)	1:A:104:ARG:HH21	2:B:99:HIS:HE1	12	1.55
(1,37)	1:A:104:ARG:HH21	2:B:99:HIS:HE2	12	1.55
(1,37)	1:A:104:ARG:HH21	2:B:99:HIS:N	12	1.55
(1,37)	1:A:104:ARG:HH21	2:B:99:HIS:ND1	12	1.55
(1,37)	1:A:104:ARG:HH21	2:B:99:HIS:NE2	12	1.55
(1,37)	1:A:104:ARG:HH21	2:B:99:HIS:O	12	1.55
(1,37)	1:A:104:ARG:HH21	2:B:101:VAL:C	12	1.55
(1,37)	1:A:104:ARG:HH21	2:B:101:VAL:CA	12	1.55
(1,37)	1:A:104:ARG:HH21	2:B:101:VAL:CB	12	1.55
(1,37)	1:A:104:ARG:HH21	2:B:101:VAL:CG1	12	1.55
(1,37)	1:A:104:ARG:HH21	2:B:101:VAL:CG2	12	1.55
(1,37)	1:A:104:ARG:HH21	2:B:101:VAL:H	12	1.55
(1,37)	1:A:104:ARG:HH21	2:B:101:VAL:HA	12	1.55
(1,37)	1:A:104:ARG:HH21	2:B:101:VAL:HB	12	1.55
(1,37)	1:A:104:ARG:HH21	2:B:101:VAL:HG11	12	1.55
(1,37)	1:A:104:ARG:HH21	2:B:101:VAL:HG12	12	1.55
(1,37)	1:A:104:ARG:HH21	2:B:101:VAL:HG13	12	1.55
(1,37)	1:A:104:ARG:HH21	2:B:101:VAL:HG21	12	1.55
(1,37)	1:A:104:ARG:HH21	2:B:101:VAL:HG22	12	1.55
(1,37)	1:A:104:ARG:HH21	2:B:101:VAL:HG23	12	1.55

*Continued on next page...*

*Continued from previous page...*

Key	Atom-1	Atom-2	Model ID	Violation (Å)
(1,37)	1:A:104:ARG:HH21	2:B:101:VAL:N	12	1.55
(1,37)	1:A:104:ARG:HH21	2:B:101:VAL:O	12	1.55
(1,37)	1:A:104:ARG:HH22	2:B:75:ILE:C	12	1.55
(1,37)	1:A:104:ARG:HH22	2:B:75:ILE:CA	12	1.55
(1,37)	1:A:104:ARG:HH22	2:B:75:ILE:CB	12	1.55
(1,37)	1:A:104:ARG:HH22	2:B:75:ILE:CD1	12	1.55
(1,37)	1:A:104:ARG:HH22	2:B:75:ILE:CG1	12	1.55
(1,37)	1:A:104:ARG:HH22	2:B:75:ILE:CG2	12	1.55
(1,37)	1:A:104:ARG:HH22	2:B:75:ILE:H	12	1.55
(1,37)	1:A:104:ARG:HH22	2:B:75:ILE:HA	12	1.55
(1,37)	1:A:104:ARG:HH22	2:B:75:ILE:HB	12	1.55
(1,37)	1:A:104:ARG:HH22	2:B:75:ILE:HD11	12	1.55
(1,37)	1:A:104:ARG:HH22	2:B:75:ILE:HD12	12	1.55
(1,37)	1:A:104:ARG:HH22	2:B:75:ILE:HD13	12	1.55
(1,37)	1:A:104:ARG:HH22	2:B:75:ILE:HG12	12	1.55
(1,37)	1:A:104:ARG:HH22	2:B:75:ILE:HG13	12	1.55
(1,37)	1:A:104:ARG:HH22	2:B:75:ILE:HG21	12	1.55
(1,37)	1:A:104:ARG:HH22	2:B:75:ILE:HG22	12	1.55
(1,37)	1:A:104:ARG:HH22	2:B:75:ILE:HG23	12	1.55
(1,37)	1:A:104:ARG:HH22	2:B:75:ILE:N	12	1.55
(1,37)	1:A:104:ARG:HH22	2:B:75:ILE:O	12	1.55
(1,37)	1:A:104:ARG:HH22	2:B:77:ALA:C	12	1.55
(1,37)	1:A:104:ARG:HH22	2:B:77:ALA:CA	12	1.55
(1,37)	1:A:104:ARG:HH22	2:B:77:ALA:CB	12	1.55
(1,37)	1:A:104:ARG:HH22	2:B:77:ALA:H	12	1.55
(1,37)	1:A:104:ARG:HH22	2:B:77:ALA:HA	12	1.55
(1,37)	1:A:104:ARG:HH22	2:B:77:ALA:HB1	12	1.55
(1,37)	1:A:104:ARG:HH22	2:B:77:ALA:HB2	12	1.55
(1,37)	1:A:104:ARG:HH22	2:B:77:ALA:HB3	12	1.55
(1,37)	1:A:104:ARG:HH22	2:B:77:ALA:N	12	1.55
(1,37)	1:A:104:ARG:HH22	2:B:77:ALA:O	12	1.55
(1,37)	1:A:104:ARG:HH22	2:B:78:GLY:C	12	1.55
(1,37)	1:A:104:ARG:HH22	2:B:78:GLY:CA	12	1.55
(1,37)	1:A:104:ARG:HH22	2:B:78:GLY:H	12	1.55
(1,37)	1:A:104:ARG:HH22	2:B:78:GLY:HA2	12	1.55
(1,37)	1:A:104:ARG:HH22	2:B:78:GLY:HA3	12	1.55
(1,37)	1:A:104:ARG:HH22	2:B:78:GLY:N	12	1.55
(1,37)	1:A:104:ARG:HH22	2:B:78:GLY:O	12	1.55
(1,37)	1:A:104:ARG:HH22	2:B:79:LYS:C	12	1.55
(1,37)	1:A:104:ARG:HH22	2:B:79:LYS:CA	12	1.55
(1,37)	1:A:104:ARG:HH22	2:B:79:LYS:CB	12	1.55
(1,37)	1:A:104:ARG:HH22	2:B:79:LYS:CD	12	1.55

*Continued on next page...*

*Continued from previous page...*

Key	Atom-1	Atom-2	Model ID	Violation (Å)
(1,37)	1:A:104:ARG:HH22	2:B:79:LYS:CE	12	1.55
(1,37)	1:A:104:ARG:HH22	2:B:79:LYS:CG	12	1.55
(1,37)	1:A:104:ARG:HH22	2:B:79:LYS:H	12	1.55
(1,37)	1:A:104:ARG:HH22	2:B:79:LYS:HA	12	1.55
(1,37)	1:A:104:ARG:HH22	2:B:79:LYS:HB2	12	1.55
(1,37)	1:A:104:ARG:HH22	2:B:79:LYS:HB3	12	1.55
(1,37)	1:A:104:ARG:HH22	2:B:79:LYS:HD2	12	1.55
(1,37)	1:A:104:ARG:HH22	2:B:79:LYS:HD3	12	1.55
(1,37)	1:A:104:ARG:HH22	2:B:79:LYS:HE2	12	1.55
(1,37)	1:A:104:ARG:HH22	2:B:79:LYS:HE3	12	1.55
(1,37)	1:A:104:ARG:HH22	2:B:79:LYS:HG2	12	1.55
(1,37)	1:A:104:ARG:HH22	2:B:79:LYS:HG3	12	1.55
(1,37)	1:A:104:ARG:HH22	2:B:79:LYS:HZ1	12	1.55
(1,37)	1:A:104:ARG:HH22	2:B:79:LYS:HZ2	12	1.55
(1,37)	1:A:104:ARG:HH22	2:B:79:LYS:HZ3	12	1.55
(1,37)	1:A:104:ARG:HH22	2:B:79:LYS:N	12	1.55
(1,37)	1:A:104:ARG:HH22	2:B:79:LYS:NZ	12	1.55
(1,37)	1:A:104:ARG:HH22	2:B:79:LYS:O	12	1.55
(1,37)	1:A:104:ARG:HH22	2:B:80:ILE:C	12	1.55
(1,37)	1:A:104:ARG:HH22	2:B:80:ILE:CA	12	1.55
(1,37)	1:A:104:ARG:HH22	2:B:80:ILE:CB	12	1.55
(1,37)	1:A:104:ARG:HH22	2:B:80:ILE:CD1	12	1.55
(1,37)	1:A:104:ARG:HH22	2:B:80:ILE:CG1	12	1.55
(1,37)	1:A:104:ARG:HH22	2:B:80:ILE:CG2	12	1.55
(1,37)	1:A:104:ARG:HH22	2:B:80:ILE:H	12	1.55
(1,37)	1:A:104:ARG:HH22	2:B:80:ILE:HA	12	1.55
(1,37)	1:A:104:ARG:HH22	2:B:80:ILE:HB	12	1.55
(1,37)	1:A:104:ARG:HH22	2:B:80:ILE:HD11	12	1.55
(1,37)	1:A:104:ARG:HH22	2:B:80:ILE:HD12	12	1.55
(1,37)	1:A:104:ARG:HH22	2:B:80:ILE:HD13	12	1.55
(1,37)	1:A:104:ARG:HH22	2:B:80:ILE:HG12	12	1.55
(1,37)	1:A:104:ARG:HH22	2:B:80:ILE:HG13	12	1.55
(1,37)	1:A:104:ARG:HH22	2:B:80:ILE:HG21	12	1.55
(1,37)	1:A:104:ARG:HH22	2:B:80:ILE:HG22	12	1.55
(1,37)	1:A:104:ARG:HH22	2:B:80:ILE:HG23	12	1.55
(1,37)	1:A:104:ARG:HH22	2:B:80:ILE:N	12	1.55
(1,37)	1:A:104:ARG:HH22	2:B:80:ILE:O	12	1.55
(1,37)	1:A:104:ARG:HH22	2:B:84:GLN:C	12	1.55
(1,37)	1:A:104:ARG:HH22	2:B:84:GLN:CA	12	1.55
(1,37)	1:A:104:ARG:HH22	2:B:84:GLN:CB	12	1.55
(1,37)	1:A:104:ARG:HH22	2:B:84:GLN:CD	12	1.55
(1,37)	1:A:104:ARG:HH22	2:B:84:GLN:CG	12	1.55

*Continued on next page...*

*Continued from previous page...*

Key	Atom-1	Atom-2	Model ID	Violation (Å)
(1,37)	1:A:104:ARG:HH22	2:B:84:GLN:H	12	1.55
(1,37)	1:A:104:ARG:HH22	2:B:84:GLN:HA	12	1.55
(1,37)	1:A:104:ARG:HH22	2:B:84:GLN:HB2	12	1.55
(1,37)	1:A:104:ARG:HH22	2:B:84:GLN:HB3	12	1.55
(1,37)	1:A:104:ARG:HH22	2:B:84:GLN:HE21	12	1.55
(1,37)	1:A:104:ARG:HH22	2:B:84:GLN:HE22	12	1.55
(1,37)	1:A:104:ARG:HH22	2:B:84:GLN:HG2	12	1.55
(1,37)	1:A:104:ARG:HH22	2:B:84:GLN:HG3	12	1.55
(1,37)	1:A:104:ARG:HH22	2:B:84:GLN:N	12	1.55
(1,37)	1:A:104:ARG:HH22	2:B:84:GLN:NE2	12	1.55
(1,37)	1:A:104:ARG:HH22	2:B:84:GLN:O	12	1.55
(1,37)	1:A:104:ARG:HH22	2:B:84:GLN:OE1	12	1.55
(1,37)	1:A:104:ARG:HH22	2:B:97:THR:C	12	1.55
(1,37)	1:A:104:ARG:HH22	2:B:97:THR:CA	12	1.55
(1,37)	1:A:104:ARG:HH22	2:B:97:THR:CB	12	1.55
(1,37)	1:A:104:ARG:HH22	2:B:97:THR:CG2	12	1.55
(1,37)	1:A:104:ARG:HH22	2:B:97:THR:H	12	1.55
(1,37)	1:A:104:ARG:HH22	2:B:97:THR:HA	12	1.55
(1,37)	1:A:104:ARG:HH22	2:B:97:THR:HB	12	1.55
(1,37)	1:A:104:ARG:HH22	2:B:97:THR:HG1	12	1.55
(1,37)	1:A:104:ARG:HH22	2:B:97:THR:HG21	12	1.55
(1,37)	1:A:104:ARG:HH22	2:B:97:THR:HG22	12	1.55
(1,37)	1:A:104:ARG:HH22	2:B:97:THR:HG23	12	1.55
(1,37)	1:A:104:ARG:HH22	2:B:97:THR:N	12	1.55
(1,37)	1:A:104:ARG:HH22	2:B:97:THR:O	12	1.55
(1,37)	1:A:104:ARG:HH22	2:B:97:THR:OG1	12	1.55
(1,37)	1:A:104:ARG:HH22	2:B:99:HIS:C	12	1.55
(1,37)	1:A:104:ARG:HH22	2:B:99:HIS:CA	12	1.55
(1,37)	1:A:104:ARG:HH22	2:B:99:HIS:CB	12	1.55
(1,37)	1:A:104:ARG:HH22	2:B:99:HIS:CD2	12	1.55
(1,37)	1:A:104:ARG:HH22	2:B:99:HIS:CE1	12	1.55
(1,37)	1:A:104:ARG:HH22	2:B:99:HIS:CG	12	1.55
(1,37)	1:A:104:ARG:HH22	2:B:99:HIS:H	12	1.55
(1,37)	1:A:104:ARG:HH22	2:B:99:HIS:HA	12	1.55
(1,37)	1:A:104:ARG:HH22	2:B:99:HIS:HB2	12	1.55
(1,37)	1:A:104:ARG:HH22	2:B:99:HIS:HB3	12	1.55
(1,37)	1:A:104:ARG:HH22	2:B:99:HIS:HD1	12	1.55
(1,37)	1:A:104:ARG:HH22	2:B:99:HIS:HD2	12	1.55
(1,37)	1:A:104:ARG:HH22	2:B:99:HIS:HE1	12	1.55
(1,37)	1:A:104:ARG:HH22	2:B:99:HIS:HE2	12	1.55
(1,37)	1:A:104:ARG:HH22	2:B:99:HIS:N	12	1.55
(1,37)	1:A:104:ARG:HH22	2:B:99:HIS:ND1	12	1.55

*Continued on next page...*

*Continued from previous page...*

Key	Atom-1	Atom-2	Model ID	Violation (Å)
(1,37)	1:A:104:ARG:HH22	2:B:99:HIS:NE2	12	1.55
(1,37)	1:A:104:ARG:HH22	2:B:99:HIS:O	12	1.55
(1,37)	1:A:104:ARG:HH22	2:B:101:VAL:C	12	1.55
(1,37)	1:A:104:ARG:HH22	2:B:101:VAL:CA	12	1.55
(1,37)	1:A:104:ARG:HH22	2:B:101:VAL:CB	12	1.55
(1,37)	1:A:104:ARG:HH22	2:B:101:VAL:CG1	12	1.55
(1,37)	1:A:104:ARG:HH22	2:B:101:VAL:CG2	12	1.55
(1,37)	1:A:104:ARG:HH22	2:B:101:VAL:H	12	1.55
(1,37)	1:A:104:ARG:HH22	2:B:101:VAL:HA	12	1.55
(1,37)	1:A:104:ARG:HH22	2:B:101:VAL:HB	12	1.55
(1,37)	1:A:104:ARG:HH22	2:B:101:VAL:HG11	12	1.55
(1,37)	1:A:104:ARG:HH22	2:B:101:VAL:HG12	12	1.55
(1,37)	1:A:104:ARG:HH22	2:B:101:VAL:HG13	12	1.55
(1,37)	1:A:104:ARG:HH22	2:B:101:VAL:HG21	12	1.55
(1,37)	1:A:104:ARG:HH22	2:B:101:VAL:HG22	12	1.55
(1,37)	1:A:104:ARG:HH22	2:B:101:VAL:HG23	12	1.55
(1,37)	1:A:104:ARG:HH22	2:B:101:VAL:N	12	1.55
(1,37)	1:A:104:ARG:HH22	2:B:101:VAL:O	12	1.55
(1,37)	1:A:104:ARG:N	2:B:75:ILE:C	12	1.55
(1,37)	1:A:104:ARG:N	2:B:75:ILE:CA	12	1.55
(1,37)	1:A:104:ARG:N	2:B:75:ILE:CB	12	1.55
(1,37)	1:A:104:ARG:N	2:B:75:ILE:CD1	12	1.55
(1,37)	1:A:104:ARG:N	2:B:75:ILE:CG1	12	1.55
(1,37)	1:A:104:ARG:N	2:B:75:ILE:CG2	12	1.55
(1,37)	1:A:104:ARG:N	2:B:75:ILE:H	12	1.55
(1,37)	1:A:104:ARG:N	2:B:75:ILE:HA	12	1.55
(1,37)	1:A:104:ARG:N	2:B:75:ILE:HB	12	1.55
(1,37)	1:A:104:ARG:N	2:B:75:ILE:HD11	12	1.55
(1,37)	1:A:104:ARG:N	2:B:75:ILE:HD12	12	1.55
(1,37)	1:A:104:ARG:N	2:B:75:ILE:HD13	12	1.55
(1,37)	1:A:104:ARG:N	2:B:75:ILE:HG12	12	1.55
(1,37)	1:A:104:ARG:N	2:B:75:ILE:HG13	12	1.55
(1,37)	1:A:104:ARG:N	2:B:75:ILE:HG21	12	1.55
(1,37)	1:A:104:ARG:N	2:B:75:ILE:HG22	12	1.55
(1,37)	1:A:104:ARG:N	2:B:75:ILE:HG23	12	1.55
(1,37)	1:A:104:ARG:N	2:B:75:ILE:N	12	1.55
(1,37)	1:A:104:ARG:N	2:B:75:ILE:O	12	1.55
(1,37)	1:A:104:ARG:N	2:B:77:ALA:C	12	1.55
(1,37)	1:A:104:ARG:N	2:B:77:ALA:CA	12	1.55
(1,37)	1:A:104:ARG:N	2:B:77:ALA:CB	12	1.55
(1,37)	1:A:104:ARG:N	2:B:77:ALA:H	12	1.55
(1,37)	1:A:104:ARG:N	2:B:77:ALA:HA	12	1.55

*Continued on next page...*

*Continued from previous page...*

Key	Atom-1	Atom-2	Model ID	Violation (Å)
(1,37)	1:A:104:ARG:N	2:B:77:ALA:HB1	12	1.55
(1,37)	1:A:104:ARG:N	2:B:77:ALA:HB2	12	1.55
(1,37)	1:A:104:ARG:N	2:B:77:ALA:HB3	12	1.55
(1,37)	1:A:104:ARG:N	2:B:77:ALA:N	12	1.55
(1,37)	1:A:104:ARG:N	2:B:77:ALA:O	12	1.55
(1,37)	1:A:104:ARG:N	2:B:78:GLY:C	12	1.55
(1,37)	1:A:104:ARG:N	2:B:78:GLY:CA	12	1.55
(1,37)	1:A:104:ARG:N	2:B:78:GLY:H	12	1.55
(1,37)	1:A:104:ARG:N	2:B:78:GLY:HA2	12	1.55
(1,37)	1:A:104:ARG:N	2:B:78:GLY:HA3	12	1.55
(1,37)	1:A:104:ARG:N	2:B:78:GLY:N	12	1.55
(1,37)	1:A:104:ARG:N	2:B:78:GLY:O	12	1.55
(1,37)	1:A:104:ARG:N	2:B:79:LYS:C	12	1.55
(1,37)	1:A:104:ARG:N	2:B:79:LYS:CA	12	1.55
(1,37)	1:A:104:ARG:N	2:B:79:LYS:CB	12	1.55
(1,37)	1:A:104:ARG:N	2:B:79:LYS:CD	12	1.55
(1,37)	1:A:104:ARG:N	2:B:79:LYS:CE	12	1.55
(1,37)	1:A:104:ARG:N	2:B:79:LYS:CG	12	1.55
(1,37)	1:A:104:ARG:N	2:B:79:LYS:H	12	1.55
(1,37)	1:A:104:ARG:N	2:B:79:LYS:HA	12	1.55
(1,37)	1:A:104:ARG:N	2:B:79:LYS:HB2	12	1.55
(1,37)	1:A:104:ARG:N	2:B:79:LYS:HB3	12	1.55
(1,37)	1:A:104:ARG:N	2:B:79:LYS:HD2	12	1.55
(1,37)	1:A:104:ARG:N	2:B:79:LYS:HD3	12	1.55
(1,37)	1:A:104:ARG:N	2:B:79:LYS:HE2	12	1.55
(1,37)	1:A:104:ARG:N	2:B:79:LYS:HE3	12	1.55
(1,37)	1:A:104:ARG:N	2:B:79:LYS:HG2	12	1.55
(1,37)	1:A:104:ARG:N	2:B:79:LYS:HG3	12	1.55
(1,37)	1:A:104:ARG:N	2:B:79:LYS:HZ1	12	1.55
(1,37)	1:A:104:ARG:N	2:B:79:LYS:HZ2	12	1.55
(1,37)	1:A:104:ARG:N	2:B:79:LYS:HZ3	12	1.55
(1,37)	1:A:104:ARG:N	2:B:79:LYS:N	12	1.55
(1,37)	1:A:104:ARG:N	2:B:79:LYS:NZ	12	1.55
(1,37)	1:A:104:ARG:N	2:B:79:LYS:O	12	1.55
(1,37)	1:A:104:ARG:N	2:B:80:ILE:C	12	1.55
(1,37)	1:A:104:ARG:N	2:B:80:ILE:CA	12	1.55
(1,37)	1:A:104:ARG:N	2:B:80:ILE:CB	12	1.55
(1,37)	1:A:104:ARG:N	2:B:80:ILE:CD1	12	1.55
(1,37)	1:A:104:ARG:N	2:B:80:ILE:CG1	12	1.55
(1,37)	1:A:104:ARG:N	2:B:80:ILE:CG2	12	1.55
(1,37)	1:A:104:ARG:N	2:B:80:ILE:H	12	1.55
(1,37)	1:A:104:ARG:N	2:B:80:ILE:HA	12	1.55

*Continued on next page...*

*Continued from previous page...*

Key	Atom-1	Atom-2	Model ID	Violation (Å)
(1,37)	1:A:104:ARG:N	2:B:80:ILE:HB	12	1.55
(1,37)	1:A:104:ARG:N	2:B:80:ILE:HD11	12	1.55
(1,37)	1:A:104:ARG:N	2:B:80:ILE:HD12	12	1.55
(1,37)	1:A:104:ARG:N	2:B:80:ILE:HD13	12	1.55
(1,37)	1:A:104:ARG:N	2:B:80:ILE:HG12	12	1.55
(1,37)	1:A:104:ARG:N	2:B:80:ILE:HG13	12	1.55
(1,37)	1:A:104:ARG:N	2:B:80:ILE:HG21	12	1.55
(1,37)	1:A:104:ARG:N	2:B:80:ILE:HG22	12	1.55
(1,37)	1:A:104:ARG:N	2:B:80:ILE:HG23	12	1.55
(1,37)	1:A:104:ARG:N	2:B:80:ILE:N	12	1.55
(1,37)	1:A:104:ARG:N	2:B:80:ILE:O	12	1.55
(1,37)	1:A:104:ARG:N	2:B:84:GLN:C	12	1.55
(1,37)	1:A:104:ARG:N	2:B:84:GLN:CA	12	1.55
(1,37)	1:A:104:ARG:N	2:B:84:GLN:CB	12	1.55
(1,37)	1:A:104:ARG:N	2:B:84:GLN:CD	12	1.55
(1,37)	1:A:104:ARG:N	2:B:84:GLN:CG	12	1.55
(1,37)	1:A:104:ARG:N	2:B:84:GLN:H	12	1.55
(1,37)	1:A:104:ARG:N	2:B:84:GLN:HA	12	1.55
(1,37)	1:A:104:ARG:N	2:B:84:GLN:HB2	12	1.55
(1,37)	1:A:104:ARG:N	2:B:84:GLN:HB3	12	1.55
(1,37)	1:A:104:ARG:N	2:B:84:GLN:HE21	12	1.55
(1,37)	1:A:104:ARG:N	2:B:84:GLN:HE22	12	1.55
(1,37)	1:A:104:ARG:N	2:B:84:GLN:HG2	12	1.55
(1,37)	1:A:104:ARG:N	2:B:84:GLN:HG3	12	1.55
(1,37)	1:A:104:ARG:N	2:B:84:GLN:N	12	1.55
(1,37)	1:A:104:ARG:N	2:B:84:GLN:NE2	12	1.55
(1,37)	1:A:104:ARG:N	2:B:84:GLN:O	12	1.55
(1,37)	1:A:104:ARG:N	2:B:84:GLN:OE1	12	1.55
(1,37)	1:A:104:ARG:N	2:B:97:THR:C	12	1.55
(1,37)	1:A:104:ARG:N	2:B:97:THR:CA	12	1.55
(1,37)	1:A:104:ARG:N	2:B:97:THR:CB	12	1.55
(1,37)	1:A:104:ARG:N	2:B:97:THR:CG2	12	1.55
(1,37)	1:A:104:ARG:N	2:B:97:THR:H	12	1.55
(1,37)	1:A:104:ARG:N	2:B:97:THR:HA	12	1.55
(1,37)	1:A:104:ARG:N	2:B:97:THR:HB	12	1.55
(1,37)	1:A:104:ARG:N	2:B:97:THR:HG1	12	1.55
(1,37)	1:A:104:ARG:N	2:B:97:THR:HG21	12	1.55
(1,37)	1:A:104:ARG:N	2:B:97:THR:HG22	12	1.55
(1,37)	1:A:104:ARG:N	2:B:97:THR:HG23	12	1.55
(1,37)	1:A:104:ARG:N	2:B:97:THR:N	12	1.55
(1,37)	1:A:104:ARG:N	2:B:97:THR:O	12	1.55
(1,37)	1:A:104:ARG:N	2:B:97:THR:OG1	12	1.55

*Continued on next page...*



*Continued from previous page...*

Key	Atom-1	Atom-2	Model ID	Violation (Å)
(1,37)	1:A:104:ARG:N	2:B:99:HIS:C	12	1.55
(1,37)	1:A:104:ARG:N	2:B:99:HIS:CA	12	1.55
(1,37)	1:A:104:ARG:N	2:B:99:HIS:CB	12	1.55
(1,37)	1:A:104:ARG:N	2:B:99:HIS:CD2	12	1.55
(1,37)	1:A:104:ARG:N	2:B:99:HIS:CE1	12	1.55
(1,37)	1:A:104:ARG:N	2:B:99:HIS:CG	12	1.55
(1,37)	1:A:104:ARG:N	2:B:99:HIS:H	12	1.55
(1,37)	1:A:104:ARG:N	2:B:99:HIS:HA	12	1.55
(1,37)	1:A:104:ARG:N	2:B:99:HIS:HB2	12	1.55
(1,37)	1:A:104:ARG:N	2:B:99:HIS:HB3	12	1.55
(1,37)	1:A:104:ARG:N	2:B:99:HIS:HD1	12	1.55
(1,37)	1:A:104:ARG:N	2:B:99:HIS:HD2	12	1.55
(1,37)	1:A:104:ARG:N	2:B:99:HIS:HE1	12	1.55
(1,37)	1:A:104:ARG:N	2:B:99:HIS:HE2	12	1.55
(1,37)	1:A:104:ARG:N	2:B:99:HIS:N	12	1.55
(1,37)	1:A:104:ARG:N	2:B:99:HIS:ND1	12	1.55
(1,37)	1:A:104:ARG:N	2:B:99:HIS:NE2	12	1.55
(1,37)	1:A:104:ARG:N	2:B:99:HIS:O	12	1.55
(1,37)	1:A:104:ARG:N	2:B:101:VAL:C	12	1.55
(1,37)	1:A:104:ARG:N	2:B:101:VAL:CA	12	1.55
(1,37)	1:A:104:ARG:N	2:B:101:VAL:CB	12	1.55
(1,37)	1:A:104:ARG:N	2:B:101:VAL:CG1	12	1.55
(1,37)	1:A:104:ARG:N	2:B:101:VAL:CG2	12	1.55
(1,37)	1:A:104:ARG:N	2:B:101:VAL:H	12	1.55
(1,37)	1:A:104:ARG:N	2:B:101:VAL:HA	12	1.55
(1,37)	1:A:104:ARG:N	2:B:101:VAL:HB	12	1.55
(1,37)	1:A:104:ARG:N	2:B:101:VAL:HG11	12	1.55
(1,37)	1:A:104:ARG:N	2:B:101:VAL:HG12	12	1.55
(1,37)	1:A:104:ARG:N	2:B:101:VAL:HG13	12	1.55
(1,37)	1:A:104:ARG:N	2:B:101:VAL:HG21	12	1.55
(1,37)	1:A:104:ARG:N	2:B:101:VAL:HG22	12	1.55
(1,37)	1:A:104:ARG:N	2:B:101:VAL:HG23	12	1.55
(1,37)	1:A:104:ARG:N	2:B:101:VAL:N	12	1.55
(1,37)	1:A:104:ARG:N	2:B:101:VAL:O	12	1.55
(1,37)	1:A:104:ARG:NE	2:B:75:ILE:C	12	1.55
(1,37)	1:A:104:ARG:NE	2:B:75:ILE:CA	12	1.55
(1,37)	1:A:104:ARG:NE	2:B:75:ILE:CB	12	1.55
(1,37)	1:A:104:ARG:NE	2:B:75:ILE:CD1	12	1.55
(1,37)	1:A:104:ARG:NE	2:B:75:ILE:CG1	12	1.55
(1,37)	1:A:104:ARG:NE	2:B:75:ILE:CG2	12	1.55
(1,37)	1:A:104:ARG:NE	2:B:75:ILE:H	12	1.55
(1,37)	1:A:104:ARG:NE	2:B:75:ILE:HA	12	1.55

*Continued on next page...*

*Continued from previous page...*

Key	Atom-1	Atom-2	Model ID	Violation (Å)
(1,37)	1:A:104:ARG:NE	2:B:75:ILE:HB	12	1.55
(1,37)	1:A:104:ARG:NE	2:B:75:ILE:HD11	12	1.55
(1,37)	1:A:104:ARG:NE	2:B:75:ILE:HD12	12	1.55
(1,37)	1:A:104:ARG:NE	2:B:75:ILE:HD13	12	1.55
(1,37)	1:A:104:ARG:NE	2:B:75:ILE:HG12	12	1.55
(1,37)	1:A:104:ARG:NE	2:B:75:ILE:HG13	12	1.55
(1,37)	1:A:104:ARG:NE	2:B:75:ILE:HG21	12	1.55
(1,37)	1:A:104:ARG:NE	2:B:75:ILE:HG22	12	1.55
(1,37)	1:A:104:ARG:NE	2:B:75:ILE:HG23	12	1.55
(1,37)	1:A:104:ARG:NE	2:B:75:ILE:N	12	1.55
(1,37)	1:A:104:ARG:NE	2:B:75:ILE:O	12	1.55
(1,37)	1:A:104:ARG:NE	2:B:77:ALA:C	12	1.55
(1,37)	1:A:104:ARG:NE	2:B:77:ALA:CA	12	1.55
(1,37)	1:A:104:ARG:NE	2:B:77:ALA:CB	12	1.55
(1,37)	1:A:104:ARG:NE	2:B:77:ALA:H	12	1.55
(1,37)	1:A:104:ARG:NE	2:B:77:ALA:HA	12	1.55
(1,37)	1:A:104:ARG:NE	2:B:77:ALA:HB1	12	1.55
(1,37)	1:A:104:ARG:NE	2:B:77:ALA:HB2	12	1.55
(1,37)	1:A:104:ARG:NE	2:B:77:ALA:HB3	12	1.55
(1,37)	1:A:104:ARG:NE	2:B:77:ALA:N	12	1.55
(1,37)	1:A:104:ARG:NE	2:B:77:ALA:O	12	1.55
(1,37)	1:A:104:ARG:NE	2:B:78:GLY:C	12	1.55
(1,37)	1:A:104:ARG:NE	2:B:78:GLY:CA	12	1.55
(1,37)	1:A:104:ARG:NE	2:B:78:GLY:H	12	1.55
(1,37)	1:A:104:ARG:NE	2:B:78:GLY:HA2	12	1.55
(1,37)	1:A:104:ARG:NE	2:B:78:GLY:HA3	12	1.55
(1,37)	1:A:104:ARG:NE	2:B:78:GLY:N	12	1.55
(1,37)	1:A:104:ARG:NE	2:B:78:GLY:O	12	1.55
(1,37)	1:A:104:ARG:NE	2:B:79:LYS:C	12	1.55
(1,37)	1:A:104:ARG:NE	2:B:79:LYS:CA	12	1.55
(1,37)	1:A:104:ARG:NE	2:B:79:LYS:CB	12	1.55
(1,37)	1:A:104:ARG:NE	2:B:79:LYS:CD	12	1.55
(1,37)	1:A:104:ARG:NE	2:B:79:LYS:CE	12	1.55
(1,37)	1:A:104:ARG:NE	2:B:79:LYS:CG	12	1.55
(1,37)	1:A:104:ARG:NE	2:B:79:LYS:H	12	1.55
(1,37)	1:A:104:ARG:NE	2:B:79:LYS:HA	12	1.55
(1,37)	1:A:104:ARG:NE	2:B:79:LYS:HB2	12	1.55
(1,37)	1:A:104:ARG:NE	2:B:79:LYS:HB3	12	1.55
(1,37)	1:A:104:ARG:NE	2:B:79:LYS:HD2	12	1.55
(1,37)	1:A:104:ARG:NE	2:B:79:LYS:HD3	12	1.55
(1,37)	1:A:104:ARG:NE	2:B:79:LYS:HE2	12	1.55
(1,37)	1:A:104:ARG:NE	2:B:79:LYS:HE3	12	1.55

*Continued on next page...*

*Continued from previous page...*

Key	Atom-1	Atom-2	Model ID	Violation (Å)
(1,37)	1:A:104:ARG:NE	2:B:79:LYS:HG2	12	1.55
(1,37)	1:A:104:ARG:NE	2:B:79:LYS:HG3	12	1.55
(1,37)	1:A:104:ARG:NE	2:B:79:LYS:HZ1	12	1.55
(1,37)	1:A:104:ARG:NE	2:B:79:LYS:HZ2	12	1.55
(1,37)	1:A:104:ARG:NE	2:B:79:LYS:HZ3	12	1.55
(1,37)	1:A:104:ARG:NE	2:B:79:LYS:N	12	1.55
(1,37)	1:A:104:ARG:NE	2:B:79:LYS:NZ	12	1.55
(1,37)	1:A:104:ARG:NE	2:B:79:LYS:O	12	1.55
(1,37)	1:A:104:ARG:NE	2:B:80:ILE:C	12	1.55
(1,37)	1:A:104:ARG:NE	2:B:80:ILE:CA	12	1.55
(1,37)	1:A:104:ARG:NE	2:B:80:ILE:CB	12	1.55
(1,37)	1:A:104:ARG:NE	2:B:80:ILE:CD1	12	1.55
(1,37)	1:A:104:ARG:NE	2:B:80:ILE:CG1	12	1.55
(1,37)	1:A:104:ARG:NE	2:B:80:ILE:CG2	12	1.55
(1,37)	1:A:104:ARG:NE	2:B:80:ILE:H	12	1.55
(1,37)	1:A:104:ARG:NE	2:B:80:ILE:HA	12	1.55
(1,37)	1:A:104:ARG:NE	2:B:80:ILE:HB	12	1.55
(1,37)	1:A:104:ARG:NE	2:B:80:ILE:HD11	12	1.55
(1,37)	1:A:104:ARG:NE	2:B:80:ILE:HD12	12	1.55
(1,37)	1:A:104:ARG:NE	2:B:80:ILE:HD13	12	1.55
(1,37)	1:A:104:ARG:NE	2:B:80:ILE:HG12	12	1.55
(1,37)	1:A:104:ARG:NE	2:B:80:ILE:HG13	12	1.55
(1,37)	1:A:104:ARG:NE	2:B:80:ILE:HG21	12	1.55
(1,37)	1:A:104:ARG:NE	2:B:80:ILE:HG22	12	1.55
(1,37)	1:A:104:ARG:NE	2:B:80:ILE:HG23	12	1.55
(1,37)	1:A:104:ARG:NE	2:B:80:ILE:N	12	1.55
(1,37)	1:A:104:ARG:NE	2:B:80:ILE:O	12	1.55
(1,37)	1:A:104:ARG:NE	2:B:84:GLN:C	12	1.55
(1,37)	1:A:104:ARG:NE	2:B:84:GLN:CA	12	1.55
(1,37)	1:A:104:ARG:NE	2:B:84:GLN:CB	12	1.55
(1,37)	1:A:104:ARG:NE	2:B:84:GLN:CD	12	1.55
(1,37)	1:A:104:ARG:NE	2:B:84:GLN:CG	12	1.55
(1,37)	1:A:104:ARG:NE	2:B:84:GLN:H	12	1.55
(1,37)	1:A:104:ARG:NE	2:B:84:GLN:HA	12	1.55
(1,37)	1:A:104:ARG:NE	2:B:84:GLN:HB2	12	1.55
(1,37)	1:A:104:ARG:NE	2:B:84:GLN:HB3	12	1.55
(1,37)	1:A:104:ARG:NE	2:B:84:GLN:HE21	12	1.55
(1,37)	1:A:104:ARG:NE	2:B:84:GLN:HE22	12	1.55
(1,37)	1:A:104:ARG:NE	2:B:84:GLN:HG2	12	1.55
(1,37)	1:A:104:ARG:NE	2:B:84:GLN:HG3	12	1.55
(1,37)	1:A:104:ARG:NE	2:B:84:GLN:N	12	1.55
(1,37)	1:A:104:ARG:NE	2:B:84:GLN:NE2	12	1.55

*Continued on next page...*

*Continued from previous page...*

Key	Atom-1	Atom-2	Model ID	Violation (Å)
(1,37)	1:A:104:ARG:NE	2:B:84:GLN:O	12	1.55
(1,37)	1:A:104:ARG:NE	2:B:84:GLN:OE1	12	1.55
(1,37)	1:A:104:ARG:NE	2:B:97:THR:C	12	1.55
(1,37)	1:A:104:ARG:NE	2:B:97:THR:CA	12	1.55
(1,37)	1:A:104:ARG:NE	2:B:97:THR:CB	12	1.55
(1,37)	1:A:104:ARG:NE	2:B:97:THR:CG2	12	1.55
(1,37)	1:A:104:ARG:NE	2:B:97:THR:H	12	1.55
(1,37)	1:A:104:ARG:NE	2:B:97:THR:HA	12	1.55
(1,37)	1:A:104:ARG:NE	2:B:97:THR:HB	12	1.55
(1,37)	1:A:104:ARG:NE	2:B:97:THR:HG1	12	1.55
(1,37)	1:A:104:ARG:NE	2:B:97:THR:HG21	12	1.55
(1,37)	1:A:104:ARG:NE	2:B:97:THR:HG22	12	1.55
(1,37)	1:A:104:ARG:NE	2:B:97:THR:HG23	12	1.55
(1,37)	1:A:104:ARG:NE	2:B:97:THR:N	12	1.55
(1,37)	1:A:104:ARG:NE	2:B:97:THR:O	12	1.55
(1,37)	1:A:104:ARG:NE	2:B:97:THR:OG1	12	1.55
(1,37)	1:A:104:ARG:NE	2:B:99:HIS:C	12	1.55
(1,37)	1:A:104:ARG:NE	2:B:99:HIS:CA	12	1.55
(1,37)	1:A:104:ARG:NE	2:B:99:HIS:CB	12	1.55
(1,37)	1:A:104:ARG:NE	2:B:99:HIS:CD2	12	1.55
(1,37)	1:A:104:ARG:NE	2:B:99:HIS:CE1	12	1.55
(1,37)	1:A:104:ARG:NE	2:B:99:HIS:CG	12	1.55
(1,37)	1:A:104:ARG:NE	2:B:99:HIS:H	12	1.55
(1,37)	1:A:104:ARG:NE	2:B:99:HIS:HA	12	1.55
(1,37)	1:A:104:ARG:NE	2:B:99:HIS:HB2	12	1.55
(1,37)	1:A:104:ARG:NE	2:B:99:HIS:HB3	12	1.55
(1,37)	1:A:104:ARG:NE	2:B:99:HIS:HD1	12	1.55
(1,37)	1:A:104:ARG:NE	2:B:99:HIS:HD2	12	1.55
(1,37)	1:A:104:ARG:NE	2:B:99:HIS:HE1	12	1.55
(1,37)	1:A:104:ARG:NE	2:B:99:HIS:HE2	12	1.55
(1,37)	1:A:104:ARG:NE	2:B:99:HIS:N	12	1.55
(1,37)	1:A:104:ARG:NE	2:B:99:HIS:ND1	12	1.55
(1,37)	1:A:104:ARG:NE	2:B:99:HIS:NE2	12	1.55
(1,37)	1:A:104:ARG:NE	2:B:99:HIS:O	12	1.55
(1,37)	1:A:104:ARG:NE	2:B:101:VAL:C	12	1.55
(1,37)	1:A:104:ARG:NE	2:B:101:VAL:CA	12	1.55
(1,37)	1:A:104:ARG:NE	2:B:101:VAL:CB	12	1.55
(1,37)	1:A:104:ARG:NE	2:B:101:VAL:CG1	12	1.55
(1,37)	1:A:104:ARG:NE	2:B:101:VAL:CG2	12	1.55
(1,37)	1:A:104:ARG:NE	2:B:101:VAL:H	12	1.55
(1,37)	1:A:104:ARG:NE	2:B:101:VAL:HA	12	1.55
(1,37)	1:A:104:ARG:NE	2:B:101:VAL:HB	12	1.55

*Continued on next page...*

Continued from previous page...

Key	Atom-1	Atom-2	Model ID	Violation (Å)
(1,37)	1:A:104:ARG:NE	2:B:101:VAL:HG11	12	1.55
(1,37)	1:A:104:ARG:NE	2:B:101:VAL:HG12	12	1.55
(1,37)	1:A:104:ARG:NE	2:B:101:VAL:HG13	12	1.55
(1,37)	1:A:104:ARG:NE	2:B:101:VAL:HG21	12	1.55
(1,37)	1:A:104:ARG:NE	2:B:101:VAL:HG22	12	1.55
(1,37)	1:A:104:ARG:NE	2:B:101:VAL:HG23	12	1.55
(1,37)	1:A:104:ARG:NE	2:B:101:VAL:N	12	1.55
(1,37)	1:A:104:ARG:NE	2:B:101:VAL:O	12	1.55
(1,37)	1:A:104:ARG:NH1	2:B:75:ILE:C	12	1.55
(1,37)	1:A:104:ARG:NH1	2:B:75:ILE:CA	12	1.55
(1,37)	1:A:104:ARG:NH1	2:B:75:ILE:CB	12	1.55
(1,37)	1:A:104:ARG:NH1	2:B:75:ILE:CD1	12	1.55
(1,37)	1:A:104:ARG:NH1	2:B:75:ILE:CG1	12	1.55
(1,37)	1:A:104:ARG:NH1	2:B:75:ILE:CG2	12	1.55
(1,37)	1:A:104:ARG:NH1	2:B:75:ILE:H	12	1.55
(1,37)	1:A:104:ARG:NH1	2:B:75:ILE:HA	12	1.55
(1,37)	1:A:104:ARG:NH1	2:B:75:ILE:HB	12	1.55
(1,37)	1:A:104:ARG:NH1	2:B:75:ILE:HD11	12	1.55
(1,37)	1:A:104:ARG:NH1	2:B:75:ILE:HD12	12	1.55
(1,37)	1:A:104:ARG:NH1	2:B:75:ILE:HD13	12	1.55
(1,37)	1:A:104:ARG:NH1	2:B:75:ILE:HG12	12	1.55
(1,37)	1:A:104:ARG:NH1	2:B:75:ILE:HG13	12	1.55
(1,37)	1:A:104:ARG:NH1	2:B:75:ILE:HG21	12	1.55
(1,37)	1:A:104:ARG:NH1	2:B:75:ILE:HG22	12	1.55
(1,37)	1:A:104:ARG:NH1	2:B:75:ILE:HG23	12	1.55
(1,37)	1:A:104:ARG:NH1	2:B:75:ILE:N	12	1.55
(1,37)	1:A:104:ARG:NH1	2:B:75:ILE:O	12	1.55
(1,37)	1:A:104:ARG:NH1	2:B:77:ALA:C	12	1.55
(1,37)	1:A:104:ARG:NH1	2:B:77:ALA:CA	12	1.55
(1,37)	1:A:104:ARG:NH1	2:B:77:ALA:CB	12	1.55
(1,37)	1:A:104:ARG:NH1	2:B:77:ALA:H	12	1.55
(1,37)	1:A:104:ARG:NH1	2:B:77:ALA:HA	12	1.55
(1,37)	1:A:104:ARG:NH1	2:B:77:ALA:HB1	12	1.55
(1,37)	1:A:104:ARG:NH1	2:B:77:ALA:HB2	12	1.55
(1,37)	1:A:104:ARG:NH1	2:B:77:ALA:HB3	12	1.55
(1,37)	1:A:104:ARG:NH1	2:B:77:ALA:N	12	1.55
(1,37)	1:A:104:ARG:NH1	2:B:77:ALA:O	12	1.55
(1,37)	1:A:104:ARG:NH1	2:B:78:GLY:C	12	1.55
(1,37)	1:A:104:ARG:NH1	2:B:78:GLY:CA	12	1.55
(1,37)	1:A:104:ARG:NH1	2:B:78:GLY:H	12	1.55
(1,37)	1:A:104:ARG:NH1	2:B:78:GLY:HA2	12	1.55
(1,37)	1:A:104:ARG:NH1	2:B:78:GLY:HA3	12	1.55

Continued on next page...

*Continued from previous page...*

Key	Atom-1	Atom-2	Model ID	Violation (Å)
(1,37)	1:A:104:ARG:NH1	2:B:78:GLY:N	12	1.55
(1,37)	1:A:104:ARG:NH1	2:B:78:GLY:O	12	1.55
(1,37)	1:A:104:ARG:NH1	2:B:79:LYS:C	12	1.55
(1,37)	1:A:104:ARG:NH1	2:B:79:LYS:CA	12	1.55
(1,37)	1:A:104:ARG:NH1	2:B:79:LYS:CB	12	1.55
(1,37)	1:A:104:ARG:NH1	2:B:79:LYS:CD	12	1.55
(1,37)	1:A:104:ARG:NH1	2:B:79:LYS:CE	12	1.55
(1,37)	1:A:104:ARG:NH1	2:B:79:LYS:CG	12	1.55
(1,37)	1:A:104:ARG:NH1	2:B:79:LYS:H	12	1.55
(1,37)	1:A:104:ARG:NH1	2:B:79:LYS:HA	12	1.55
(1,37)	1:A:104:ARG:NH1	2:B:79:LYS:HB2	12	1.55
(1,37)	1:A:104:ARG:NH1	2:B:79:LYS:HB3	12	1.55
(1,37)	1:A:104:ARG:NH1	2:B:79:LYS:HD2	12	1.55
(1,37)	1:A:104:ARG:NH1	2:B:79:LYS:HD3	12	1.55
(1,37)	1:A:104:ARG:NH1	2:B:79:LYS:HE2	12	1.55
(1,37)	1:A:104:ARG:NH1	2:B:79:LYS:HE3	12	1.55
(1,37)	1:A:104:ARG:NH1	2:B:79:LYS:HG2	12	1.55
(1,37)	1:A:104:ARG:NH1	2:B:79:LYS:HG3	12	1.55
(1,37)	1:A:104:ARG:NH1	2:B:79:LYS:HZ1	12	1.55
(1,37)	1:A:104:ARG:NH1	2:B:79:LYS:HZ2	12	1.55
(1,37)	1:A:104:ARG:NH1	2:B:79:LYS:HZ3	12	1.55
(1,37)	1:A:104:ARG:NH1	2:B:79:LYS:N	12	1.55
(1,37)	1:A:104:ARG:NH1	2:B:79:LYS:NZ	12	1.55
(1,37)	1:A:104:ARG:NH1	2:B:79:LYS:O	12	1.55
(1,37)	1:A:104:ARG:NH1	2:B:80:ILE:C	12	1.55
(1,37)	1:A:104:ARG:NH1	2:B:80:ILE:CA	12	1.55
(1,37)	1:A:104:ARG:NH1	2:B:80:ILE:CB	12	1.55
(1,37)	1:A:104:ARG:NH1	2:B:80:ILE:CD1	12	1.55
(1,37)	1:A:104:ARG:NH1	2:B:80:ILE:CG1	12	1.55
(1,37)	1:A:104:ARG:NH1	2:B:80:ILE:CG2	12	1.55
(1,37)	1:A:104:ARG:NH1	2:B:80:ILE:H	12	1.55
(1,37)	1:A:104:ARG:NH1	2:B:80:ILE:HA	12	1.55
(1,37)	1:A:104:ARG:NH1	2:B:80:ILE:HB	12	1.55
(1,37)	1:A:104:ARG:NH1	2:B:80:ILE:HD11	12	1.55
(1,37)	1:A:104:ARG:NH1	2:B:80:ILE:HD12	12	1.55
(1,37)	1:A:104:ARG:NH1	2:B:80:ILE:HD13	12	1.55
(1,37)	1:A:104:ARG:NH1	2:B:80:ILE:HG12	12	1.55
(1,37)	1:A:104:ARG:NH1	2:B:80:ILE:HG13	12	1.55
(1,37)	1:A:104:ARG:NH1	2:B:80:ILE:HG21	12	1.55
(1,37)	1:A:104:ARG:NH1	2:B:80:ILE:HG22	12	1.55
(1,37)	1:A:104:ARG:NH1	2:B:80:ILE:HG23	12	1.55
(1,37)	1:A:104:ARG:NH1	2:B:80:ILE:N	12	1.55

*Continued on next page...*

*Continued from previous page...*

Key	Atom-1	Atom-2	Model ID	Violation (Å)
(1,37)	1:A:104:ARG:NH1	2:B:80:ILE:O	12	1.55
(1,37)	1:A:104:ARG:NH1	2:B:84:GLN:C	12	1.55
(1,37)	1:A:104:ARG:NH1	2:B:84:GLN:CA	12	1.55
(1,37)	1:A:104:ARG:NH1	2:B:84:GLN:CB	12	1.55
(1,37)	1:A:104:ARG:NH1	2:B:84:GLN:CD	12	1.55
(1,37)	1:A:104:ARG:NH1	2:B:84:GLN:CG	12	1.55
(1,37)	1:A:104:ARG:NH1	2:B:84:GLN:H	12	1.55
(1,37)	1:A:104:ARG:NH1	2:B:84:GLN:HA	12	1.55
(1,37)	1:A:104:ARG:NH1	2:B:84:GLN:HB2	12	1.55
(1,37)	1:A:104:ARG:NH1	2:B:84:GLN:HB3	12	1.55
(1,37)	1:A:104:ARG:NH1	2:B:84:GLN:HE21	12	1.55
(1,37)	1:A:104:ARG:NH1	2:B:84:GLN:HE22	12	1.55
(1,37)	1:A:104:ARG:NH1	2:B:84:GLN:HG2	12	1.55
(1,37)	1:A:104:ARG:NH1	2:B:84:GLN:HG3	12	1.55
(1,37)	1:A:104:ARG:NH1	2:B:84:GLN:N	12	1.55
(1,37)	1:A:104:ARG:NH1	2:B:84:GLN:NE2	12	1.55
(1,37)	1:A:104:ARG:NH1	2:B:84:GLN:O	12	1.55
(1,37)	1:A:104:ARG:NH1	2:B:84:GLN:OE1	12	1.55
(1,37)	1:A:104:ARG:NH1	2:B:97:THR:C	12	1.55
(1,37)	1:A:104:ARG:NH1	2:B:97:THR:CA	12	1.55
(1,37)	1:A:104:ARG:NH1	2:B:97:THR:CB	12	1.55
(1,37)	1:A:104:ARG:NH1	2:B:97:THR:CG2	12	1.55
(1,37)	1:A:104:ARG:NH1	2:B:97:THR:H	12	1.55
(1,37)	1:A:104:ARG:NH1	2:B:97:THR:HA	12	1.55
(1,37)	1:A:104:ARG:NH1	2:B:97:THR:HB	12	1.55
(1,37)	1:A:104:ARG:NH1	2:B:97:THR:HG1	12	1.55
(1,37)	1:A:104:ARG:NH1	2:B:97:THR:HG21	12	1.55
(1,37)	1:A:104:ARG:NH1	2:B:97:THR:HG22	12	1.55
(1,37)	1:A:104:ARG:NH1	2:B:97:THR:HG23	12	1.55
(1,37)	1:A:104:ARG:NH1	2:B:97:THR:N	12	1.55
(1,37)	1:A:104:ARG:NH1	2:B:97:THR:O	12	1.55
(1,37)	1:A:104:ARG:NH1	2:B:97:THR:OG1	12	1.55
(1,37)	1:A:104:ARG:NH1	2:B:99:HIS:C	12	1.55
(1,37)	1:A:104:ARG:NH1	2:B:99:HIS:CA	12	1.55
(1,37)	1:A:104:ARG:NH1	2:B:99:HIS:CB	12	1.55
(1,37)	1:A:104:ARG:NH1	2:B:99:HIS:CD2	12	1.55
(1,37)	1:A:104:ARG:NH1	2:B:99:HIS:CE1	12	1.55
(1,37)	1:A:104:ARG:NH1	2:B:99:HIS:CG	12	1.55
(1,37)	1:A:104:ARG:NH1	2:B:99:HIS:H	12	1.55
(1,37)	1:A:104:ARG:NH1	2:B:99:HIS:HA	12	1.55
(1,37)	1:A:104:ARG:NH1	2:B:99:HIS:HB2	12	1.55
(1,37)	1:A:104:ARG:NH1	2:B:99:HIS:HB3	12	1.55

*Continued on next page...*

*Continued from previous page...*

Key	Atom-1	Atom-2	Model ID	Violation (Å)
(1,37)	1:A:104:ARG:NH1	2:B:99:HIS:HD1	12	1.55
(1,37)	1:A:104:ARG:NH1	2:B:99:HIS:HD2	12	1.55
(1,37)	1:A:104:ARG:NH1	2:B:99:HIS:HE1	12	1.55
(1,37)	1:A:104:ARG:NH1	2:B:99:HIS:HE2	12	1.55
(1,37)	1:A:104:ARG:NH1	2:B:99:HIS:N	12	1.55
(1,37)	1:A:104:ARG:NH1	2:B:99:HIS:ND1	12	1.55
(1,37)	1:A:104:ARG:NH1	2:B:99:HIS:NE2	12	1.55
(1,37)	1:A:104:ARG:NH1	2:B:99:HIS:O	12	1.55
(1,37)	1:A:104:ARG:NH1	2:B:101:VAL:C	12	1.55
(1,37)	1:A:104:ARG:NH1	2:B:101:VAL:CA	12	1.55
(1,37)	1:A:104:ARG:NH1	2:B:101:VAL:CB	12	1.55
(1,37)	1:A:104:ARG:NH1	2:B:101:VAL:CG1	12	1.55
(1,37)	1:A:104:ARG:NH1	2:B:101:VAL:CG2	12	1.55
(1,37)	1:A:104:ARG:NH1	2:B:101:VAL:H	12	1.55
(1,37)	1:A:104:ARG:NH1	2:B:101:VAL:HA	12	1.55
(1,37)	1:A:104:ARG:NH1	2:B:101:VAL:HB	12	1.55
(1,37)	1:A:104:ARG:NH1	2:B:101:VAL:HG11	12	1.55
(1,37)	1:A:104:ARG:NH1	2:B:101:VAL:HG12	12	1.55
(1,37)	1:A:104:ARG:NH1	2:B:101:VAL:HG13	12	1.55
(1,37)	1:A:104:ARG:NH1	2:B:101:VAL:HG21	12	1.55
(1,37)	1:A:104:ARG:NH1	2:B:101:VAL:HG22	12	1.55
(1,37)	1:A:104:ARG:NH1	2:B:101:VAL:HG23	12	1.55
(1,37)	1:A:104:ARG:NH1	2:B:101:VAL:N	12	1.55
(1,37)	1:A:104:ARG:NH1	2:B:101:VAL:O	12	1.55
(1,37)	1:A:104:ARG:NH2	2:B:75:ILE:C	12	1.55
(1,37)	1:A:104:ARG:NH2	2:B:75:ILE:CA	12	1.55
(1,37)	1:A:104:ARG:NH2	2:B:75:ILE:CB	12	1.55
(1,37)	1:A:104:ARG:NH2	2:B:75:ILE:CD1	12	1.55
(1,37)	1:A:104:ARG:NH2	2:B:75:ILE:CG1	12	1.55
(1,37)	1:A:104:ARG:NH2	2:B:75:ILE:CG2	12	1.55
(1,37)	1:A:104:ARG:NH2	2:B:75:ILE:H	12	1.55
(1,37)	1:A:104:ARG:NH2	2:B:75:ILE:HA	12	1.55
(1,37)	1:A:104:ARG:NH2	2:B:75:ILE:HB	12	1.55
(1,37)	1:A:104:ARG:NH2	2:B:75:ILE:HD11	12	1.55
(1,37)	1:A:104:ARG:NH2	2:B:75:ILE:HD12	12	1.55
(1,37)	1:A:104:ARG:NH2	2:B:75:ILE:HD13	12	1.55
(1,37)	1:A:104:ARG:NH2	2:B:75:ILE:HG12	12	1.55
(1,37)	1:A:104:ARG:NH2	2:B:75:ILE:HG13	12	1.55
(1,37)	1:A:104:ARG:NH2	2:B:75:ILE:HG21	12	1.55
(1,37)	1:A:104:ARG:NH2	2:B:75:ILE:HG22	12	1.55
(1,37)	1:A:104:ARG:NH2	2:B:75:ILE:HG23	12	1.55
(1,37)	1:A:104:ARG:NH2	2:B:75:ILE:N	12	1.55

*Continued on next page...*



*Continued from previous page...*

Key	Atom-1	Atom-2	Model ID	Violation (Å)
(1,37)	1:A:104:ARG:NH2	2:B:75:ILE:O	12	1.55
(1,37)	1:A:104:ARG:NH2	2:B:77:ALA:C	12	1.55
(1,37)	1:A:104:ARG:NH2	2:B:77:ALA:CA	12	1.55
(1,37)	1:A:104:ARG:NH2	2:B:77:ALA:CB	12	1.55
(1,37)	1:A:104:ARG:NH2	2:B:77:ALA:H	12	1.55
(1,37)	1:A:104:ARG:NH2	2:B:77:ALA:HA	12	1.55
(1,37)	1:A:104:ARG:NH2	2:B:77:ALA:HB1	12	1.55
(1,37)	1:A:104:ARG:NH2	2:B:77:ALA:HB2	12	1.55
(1,37)	1:A:104:ARG:NH2	2:B:77:ALA:HB3	12	1.55
(1,37)	1:A:104:ARG:NH2	2:B:77:ALA:N	12	1.55
(1,37)	1:A:104:ARG:NH2	2:B:77:ALA:O	12	1.55
(1,37)	1:A:104:ARG:NH2	2:B:78:GLY:C	12	1.55
(1,37)	1:A:104:ARG:NH2	2:B:78:GLY:CA	12	1.55
(1,37)	1:A:104:ARG:NH2	2:B:78:GLY:H	12	1.55
(1,37)	1:A:104:ARG:NH2	2:B:78:GLY:HA2	12	1.55
(1,37)	1:A:104:ARG:NH2	2:B:78:GLY:HA3	12	1.55
(1,37)	1:A:104:ARG:NH2	2:B:78:GLY:N	12	1.55
(1,37)	1:A:104:ARG:NH2	2:B:78:GLY:O	12	1.55
(1,37)	1:A:104:ARG:NH2	2:B:79:LYS:C	12	1.55
(1,37)	1:A:104:ARG:NH2	2:B:79:LYS:CA	12	1.55
(1,37)	1:A:104:ARG:NH2	2:B:79:LYS:CB	12	1.55
(1,37)	1:A:104:ARG:NH2	2:B:79:LYS:CD	12	1.55
(1,37)	1:A:104:ARG:NH2	2:B:79:LYS:CE	12	1.55
(1,37)	1:A:104:ARG:NH2	2:B:79:LYS:CG	12	1.55
(1,37)	1:A:104:ARG:NH2	2:B:79:LYS:H	12	1.55
(1,37)	1:A:104:ARG:NH2	2:B:79:LYS:HA	12	1.55
(1,37)	1:A:104:ARG:NH2	2:B:79:LYS:HB2	12	1.55
(1,37)	1:A:104:ARG:NH2	2:B:79:LYS:HB3	12	1.55
(1,37)	1:A:104:ARG:NH2	2:B:79:LYS:HD2	12	1.55
(1,37)	1:A:104:ARG:NH2	2:B:79:LYS:HD3	12	1.55
(1,37)	1:A:104:ARG:NH2	2:B:79:LYS:HE2	12	1.55
(1,37)	1:A:104:ARG:NH2	2:B:79:LYS:HE3	12	1.55
(1,37)	1:A:104:ARG:NH2	2:B:79:LYS:HG2	12	1.55
(1,37)	1:A:104:ARG:NH2	2:B:79:LYS:HG3	12	1.55
(1,37)	1:A:104:ARG:NH2	2:B:79:LYS:HZ1	12	1.55
(1,37)	1:A:104:ARG:NH2	2:B:79:LYS:HZ2	12	1.55
(1,37)	1:A:104:ARG:NH2	2:B:79:LYS:HZ3	12	1.55
(1,37)	1:A:104:ARG:NH2	2:B:79:LYS:N	12	1.55
(1,37)	1:A:104:ARG:NH2	2:B:79:LYS:NZ	12	1.55
(1,37)	1:A:104:ARG:NH2	2:B:79:LYS:O	12	1.55
(1,37)	1:A:104:ARG:NH2	2:B:80:ILE:C	12	1.55
(1,37)	1:A:104:ARG:NH2	2:B:80:ILE:CA	12	1.55

*Continued on next page...*

*Continued from previous page...*

Key	Atom-1	Atom-2	Model ID	Violation (Å)
(1,37)	1:A:104:ARG:NH2	2:B:80:ILE:CB	12	1.55
(1,37)	1:A:104:ARG:NH2	2:B:80:ILE:CD1	12	1.55
(1,37)	1:A:104:ARG:NH2	2:B:80:ILE:CG1	12	1.55
(1,37)	1:A:104:ARG:NH2	2:B:80:ILE:CG2	12	1.55
(1,37)	1:A:104:ARG:NH2	2:B:80:ILE:H	12	1.55
(1,37)	1:A:104:ARG:NH2	2:B:80:ILE:HA	12	1.55
(1,37)	1:A:104:ARG:NH2	2:B:80:ILE:HB	12	1.55
(1,37)	1:A:104:ARG:NH2	2:B:80:ILE:HD11	12	1.55
(1,37)	1:A:104:ARG:NH2	2:B:80:ILE:HD12	12	1.55
(1,37)	1:A:104:ARG:NH2	2:B:80:ILE:HD13	12	1.55
(1,37)	1:A:104:ARG:NH2	2:B:80:ILE:HG12	12	1.55
(1,37)	1:A:104:ARG:NH2	2:B:80:ILE:HG13	12	1.55
(1,37)	1:A:104:ARG:NH2	2:B:80:ILE:HG21	12	1.55
(1,37)	1:A:104:ARG:NH2	2:B:80:ILE:HG22	12	1.55
(1,37)	1:A:104:ARG:NH2	2:B:80:ILE:HG23	12	1.55
(1,37)	1:A:104:ARG:NH2	2:B:80:ILE:N	12	1.55
(1,37)	1:A:104:ARG:NH2	2:B:80:ILE:O	12	1.55
(1,37)	1:A:104:ARG:NH2	2:B:84:GLN:C	12	1.55
(1,37)	1:A:104:ARG:NH2	2:B:84:GLN:CA	12	1.55
(1,37)	1:A:104:ARG:NH2	2:B:84:GLN:CB	12	1.55
(1,37)	1:A:104:ARG:NH2	2:B:84:GLN:CD	12	1.55
(1,37)	1:A:104:ARG:NH2	2:B:84:GLN:CG	12	1.55
(1,37)	1:A:104:ARG:NH2	2:B:84:GLN:H	12	1.55
(1,37)	1:A:104:ARG:NH2	2:B:84:GLN:HA	12	1.55
(1,37)	1:A:104:ARG:NH2	2:B:84:GLN:HB2	12	1.55
(1,37)	1:A:104:ARG:NH2	2:B:84:GLN:HB3	12	1.55
(1,37)	1:A:104:ARG:NH2	2:B:84:GLN:HE21	12	1.55
(1,37)	1:A:104:ARG:NH2	2:B:84:GLN:HE22	12	1.55
(1,37)	1:A:104:ARG:NH2	2:B:84:GLN:HG2	12	1.55
(1,37)	1:A:104:ARG:NH2	2:B:84:GLN:HG3	12	1.55
(1,37)	1:A:104:ARG:NH2	2:B:84:GLN:N	12	1.55
(1,37)	1:A:104:ARG:NH2	2:B:84:GLN:NE2	12	1.55
(1,37)	1:A:104:ARG:NH2	2:B:84:GLN:O	12	1.55
(1,37)	1:A:104:ARG:NH2	2:B:84:GLN:OE1	12	1.55
(1,37)	1:A:104:ARG:NH2	2:B:97:THR:C	12	1.55
(1,37)	1:A:104:ARG:NH2	2:B:97:THR:CA	12	1.55
(1,37)	1:A:104:ARG:NH2	2:B:97:THR:CB	12	1.55
(1,37)	1:A:104:ARG:NH2	2:B:97:THR:CG2	12	1.55
(1,37)	1:A:104:ARG:NH2	2:B:97:THR:H	12	1.55
(1,37)	1:A:104:ARG:NH2	2:B:97:THR:HA	12	1.55
(1,37)	1:A:104:ARG:NH2	2:B:97:THR:HB	12	1.55
(1,37)	1:A:104:ARG:NH2	2:B:97:THR:HG1	12	1.55

*Continued on next page...*

*Continued from previous page...*

Key	Atom-1	Atom-2	Model ID	Violation (Å)
(1,37)	1:A:104:ARG:NH2	2:B:97:THR:HG21	12	1.55
(1,37)	1:A:104:ARG:NH2	2:B:97:THR:HG22	12	1.55
(1,37)	1:A:104:ARG:NH2	2:B:97:THR:HG23	12	1.55
(1,37)	1:A:104:ARG:NH2	2:B:97:THR:N	12	1.55
(1,37)	1:A:104:ARG:NH2	2:B:97:THR:O	12	1.55
(1,37)	1:A:104:ARG:NH2	2:B:97:THR:OG1	12	1.55
(1,37)	1:A:104:ARG:NH2	2:B:99:HIS:C	12	1.55
(1,37)	1:A:104:ARG:NH2	2:B:99:HIS:CA	12	1.55
(1,37)	1:A:104:ARG:NH2	2:B:99:HIS:CB	12	1.55
(1,37)	1:A:104:ARG:NH2	2:B:99:HIS:CD2	12	1.55
(1,37)	1:A:104:ARG:NH2	2:B:99:HIS:CE1	12	1.55
(1,37)	1:A:104:ARG:NH2	2:B:99:HIS:CG	12	1.55
(1,37)	1:A:104:ARG:NH2	2:B:99:HIS:H	12	1.55
(1,37)	1:A:104:ARG:NH2	2:B:99:HIS:HA	12	1.55
(1,37)	1:A:104:ARG:NH2	2:B:99:HIS:HB2	12	1.55
(1,37)	1:A:104:ARG:NH2	2:B:99:HIS:HB3	12	1.55
(1,37)	1:A:104:ARG:NH2	2:B:99:HIS:HD1	12	1.55
(1,37)	1:A:104:ARG:NH2	2:B:99:HIS:HD2	12	1.55
(1,37)	1:A:104:ARG:NH2	2:B:99:HIS:HE1	12	1.55
(1,37)	1:A:104:ARG:NH2	2:B:99:HIS:HE2	12	1.55
(1,37)	1:A:104:ARG:NH2	2:B:99:HIS:N	12	1.55
(1,37)	1:A:104:ARG:NH2	2:B:99:HIS:ND1	12	1.55
(1,37)	1:A:104:ARG:NH2	2:B:99:HIS:NE2	12	1.55
(1,37)	1:A:104:ARG:NH2	2:B:99:HIS:O	12	1.55
(1,37)	1:A:104:ARG:NH2	2:B:101:VAL:C	12	1.55
(1,37)	1:A:104:ARG:NH2	2:B:101:VAL:CA	12	1.55
(1,37)	1:A:104:ARG:NH2	2:B:101:VAL:CB	12	1.55
(1,37)	1:A:104:ARG:NH2	2:B:101:VAL:CG1	12	1.55
(1,37)	1:A:104:ARG:NH2	2:B:101:VAL:CG2	12	1.55
(1,37)	1:A:104:ARG:NH2	2:B:101:VAL:H	12	1.55
(1,37)	1:A:104:ARG:NH2	2:B:101:VAL:HA	12	1.55
(1,37)	1:A:104:ARG:NH2	2:B:101:VAL:HB	12	1.55
(1,37)	1:A:104:ARG:NH2	2:B:101:VAL:HG11	12	1.55
(1,37)	1:A:104:ARG:NH2	2:B:101:VAL:HG12	12	1.55
(1,37)	1:A:104:ARG:NH2	2:B:101:VAL:HG13	12	1.55
(1,37)	1:A:104:ARG:NH2	2:B:101:VAL:HG21	12	1.55
(1,37)	1:A:104:ARG:NH2	2:B:101:VAL:HG22	12	1.55
(1,37)	1:A:104:ARG:NH2	2:B:101:VAL:HG23	12	1.55
(1,37)	1:A:104:ARG:NH2	2:B:101:VAL:N	12	1.55
(1,37)	1:A:104:ARG:NH2	2:B:101:VAL:O	12	1.55
(1,37)	1:A:104:ARG:O	2:B:75:ILE:C	12	1.55
(1,37)	1:A:104:ARG:O	2:B:75:ILE:CA	12	1.55

*Continued on next page...*

*Continued from previous page...*

Key	Atom-1	Atom-2	Model ID	Violation (Å)
(1,37)	1:A:104:ARG:O	2:B:75:ILE:CB	12	1.55
(1,37)	1:A:104:ARG:O	2:B:75:ILE:CD1	12	1.55
(1,37)	1:A:104:ARG:O	2:B:75:ILE:CG1	12	1.55
(1,37)	1:A:104:ARG:O	2:B:75:ILE:CG2	12	1.55
(1,37)	1:A:104:ARG:O	2:B:75:ILE:H	12	1.55
(1,37)	1:A:104:ARG:O	2:B:75:ILE:HA	12	1.55
(1,37)	1:A:104:ARG:O	2:B:75:ILE:HB	12	1.55
(1,37)	1:A:104:ARG:O	2:B:75:ILE:HD11	12	1.55
(1,37)	1:A:104:ARG:O	2:B:75:ILE:HD12	12	1.55
(1,37)	1:A:104:ARG:O	2:B:75:ILE:HD13	12	1.55
(1,37)	1:A:104:ARG:O	2:B:75:ILE:HG12	12	1.55
(1,37)	1:A:104:ARG:O	2:B:75:ILE:HG13	12	1.55
(1,37)	1:A:104:ARG:O	2:B:75:ILE:HG21	12	1.55
(1,37)	1:A:104:ARG:O	2:B:75:ILE:HG22	12	1.55
(1,37)	1:A:104:ARG:O	2:B:75:ILE:HG23	12	1.55
(1,37)	1:A:104:ARG:O	2:B:75:ILE:N	12	1.55
(1,37)	1:A:104:ARG:O	2:B:75:ILE:O	12	1.55
(1,37)	1:A:104:ARG:O	2:B:77:ALA:C	12	1.55
(1,37)	1:A:104:ARG:O	2:B:77:ALA:CA	12	1.55
(1,37)	1:A:104:ARG:O	2:B:77:ALA:CB	12	1.55
(1,37)	1:A:104:ARG:O	2:B:77:ALA:H	12	1.55
(1,37)	1:A:104:ARG:O	2:B:77:ALA:HA	12	1.55
(1,37)	1:A:104:ARG:O	2:B:77:ALA:HB1	12	1.55
(1,37)	1:A:104:ARG:O	2:B:77:ALA:HB2	12	1.55
(1,37)	1:A:104:ARG:O	2:B:77:ALA:HB3	12	1.55
(1,37)	1:A:104:ARG:O	2:B:77:ALA:N	12	1.55
(1,37)	1:A:104:ARG:O	2:B:77:ALA:O	12	1.55
(1,37)	1:A:104:ARG:O	2:B:78:GLY:C	12	1.55
(1,37)	1:A:104:ARG:O	2:B:78:GLY:CA	12	1.55
(1,37)	1:A:104:ARG:O	2:B:78:GLY:H	12	1.55
(1,37)	1:A:104:ARG:O	2:B:78:GLY:HA2	12	1.55
(1,37)	1:A:104:ARG:O	2:B:78:GLY:HA3	12	1.55
(1,37)	1:A:104:ARG:O	2:B:78:GLY:N	12	1.55
(1,37)	1:A:104:ARG:O	2:B:78:GLY:O	12	1.55
(1,37)	1:A:104:ARG:O	2:B:79:LYS:C	12	1.55
(1,37)	1:A:104:ARG:O	2:B:79:LYS:CA	12	1.55
(1,37)	1:A:104:ARG:O	2:B:79:LYS:CB	12	1.55
(1,37)	1:A:104:ARG:O	2:B:79:LYS:CD	12	1.55
(1,37)	1:A:104:ARG:O	2:B:79:LYS:CE	12	1.55
(1,37)	1:A:104:ARG:O	2:B:79:LYS:CG	12	1.55
(1,37)	1:A:104:ARG:O	2:B:79:LYS:H	12	1.55
(1,37)	1:A:104:ARG:O	2:B:79:LYS:HA	12	1.55

*Continued on next page...*

*Continued from previous page...*

Key	Atom-1	Atom-2	Model ID	Violation (Å)
(1,37)	1:A:104:ARG:O	2:B:79:LYS:HB2	12	1.55
(1,37)	1:A:104:ARG:O	2:B:79:LYS:HB3	12	1.55
(1,37)	1:A:104:ARG:O	2:B:79:LYS:HD2	12	1.55
(1,37)	1:A:104:ARG:O	2:B:79:LYS:HD3	12	1.55
(1,37)	1:A:104:ARG:O	2:B:79:LYS:HE2	12	1.55
(1,37)	1:A:104:ARG:O	2:B:79:LYS:HE3	12	1.55
(1,37)	1:A:104:ARG:O	2:B:79:LYS:HG2	12	1.55
(1,37)	1:A:104:ARG:O	2:B:79:LYS:HG3	12	1.55
(1,37)	1:A:104:ARG:O	2:B:79:LYS:HZ1	12	1.55
(1,37)	1:A:104:ARG:O	2:B:79:LYS:HZ2	12	1.55
(1,37)	1:A:104:ARG:O	2:B:79:LYS:HZ3	12	1.55
(1,37)	1:A:104:ARG:O	2:B:79:LYS:N	12	1.55
(1,37)	1:A:104:ARG:O	2:B:79:LYS:NZ	12	1.55
(1,37)	1:A:104:ARG:O	2:B:79:LYS:O	12	1.55
(1,37)	1:A:104:ARG:O	2:B:80:ILE:C	12	1.55
(1,37)	1:A:104:ARG:O	2:B:80:ILE:CA	12	1.55
(1,37)	1:A:104:ARG:O	2:B:80:ILE:CB	12	1.55
(1,37)	1:A:104:ARG:O	2:B:80:ILE:CD1	12	1.55
(1,37)	1:A:104:ARG:O	2:B:80:ILE:CG1	12	1.55
(1,37)	1:A:104:ARG:O	2:B:80:ILE:CG2	12	1.55
(1,37)	1:A:104:ARG:O	2:B:80:ILE:H	12	1.55
(1,37)	1:A:104:ARG:O	2:B:80:ILE:HA	12	1.55
(1,37)	1:A:104:ARG:O	2:B:80:ILE:HB	12	1.55
(1,37)	1:A:104:ARG:O	2:B:80:ILE:HD11	12	1.55
(1,37)	1:A:104:ARG:O	2:B:80:ILE:HD12	12	1.55
(1,37)	1:A:104:ARG:O	2:B:80:ILE:HD13	12	1.55
(1,37)	1:A:104:ARG:O	2:B:80:ILE:HG12	12	1.55
(1,37)	1:A:104:ARG:O	2:B:80:ILE:HG13	12	1.55
(1,37)	1:A:104:ARG:O	2:B:80:ILE:HG21	12	1.55
(1,37)	1:A:104:ARG:O	2:B:80:ILE:HG22	12	1.55
(1,37)	1:A:104:ARG:O	2:B:80:ILE:HG23	12	1.55
(1,37)	1:A:104:ARG:O	2:B:80:ILE:N	12	1.55
(1,37)	1:A:104:ARG:O	2:B:80:ILE:O	12	1.55
(1,37)	1:A:104:ARG:O	2:B:84:GLN:C	12	1.55
(1,37)	1:A:104:ARG:O	2:B:84:GLN:CA	12	1.55
(1,37)	1:A:104:ARG:O	2:B:84:GLN:CB	12	1.55
(1,37)	1:A:104:ARG:O	2:B:84:GLN:CD	12	1.55
(1,37)	1:A:104:ARG:O	2:B:84:GLN:CG	12	1.55
(1,37)	1:A:104:ARG:O	2:B:84:GLN:H	12	1.55
(1,37)	1:A:104:ARG:O	2:B:84:GLN:HA	12	1.55
(1,37)	1:A:104:ARG:O	2:B:84:GLN:HB2	12	1.55
(1,37)	1:A:104:ARG:O	2:B:84:GLN:HB3	12	1.55

*Continued on next page...*

*Continued from previous page...*

Key	Atom-1	Atom-2	Model ID	Violation (Å)
(1,37)	1:A:104:ARG:O	2:B:84:GLN:HE21	12	1.55
(1,37)	1:A:104:ARG:O	2:B:84:GLN:HE22	12	1.55
(1,37)	1:A:104:ARG:O	2:B:84:GLN:HG2	12	1.55
(1,37)	1:A:104:ARG:O	2:B:84:GLN:HG3	12	1.55
(1,37)	1:A:104:ARG:O	2:B:84:GLN:N	12	1.55
(1,37)	1:A:104:ARG:O	2:B:84:GLN:NE2	12	1.55
(1,37)	1:A:104:ARG:O	2:B:84:GLN:O	12	1.55
(1,37)	1:A:104:ARG:O	2:B:84:GLN:OE1	12	1.55
(1,37)	1:A:104:ARG:O	2:B:97:THR:C	12	1.55
(1,37)	1:A:104:ARG:O	2:B:97:THR:CA	12	1.55
(1,37)	1:A:104:ARG:O	2:B:97:THR:CB	12	1.55
(1,37)	1:A:104:ARG:O	2:B:97:THR:CG2	12	1.55
(1,37)	1:A:104:ARG:O	2:B:97:THR:H	12	1.55
(1,37)	1:A:104:ARG:O	2:B:97:THR:HA	12	1.55
(1,37)	1:A:104:ARG:O	2:B:97:THR:HB	12	1.55
(1,37)	1:A:104:ARG:O	2:B:97:THR:HG1	12	1.55
(1,37)	1:A:104:ARG:O	2:B:97:THR:HG21	12	1.55
(1,37)	1:A:104:ARG:O	2:B:97:THR:HG22	12	1.55
(1,37)	1:A:104:ARG:O	2:B:97:THR:HG23	12	1.55
(1,37)	1:A:104:ARG:O	2:B:97:THR:N	12	1.55
(1,37)	1:A:104:ARG:O	2:B:97:THR:O	12	1.55
(1,37)	1:A:104:ARG:O	2:B:97:THR:OG1	12	1.55
(1,37)	1:A:104:ARG:O	2:B:99:HIS:C	12	1.55
(1,37)	1:A:104:ARG:O	2:B:99:HIS:CA	12	1.55
(1,37)	1:A:104:ARG:O	2:B:99:HIS:CB	12	1.55
(1,37)	1:A:104:ARG:O	2:B:99:HIS:CD2	12	1.55
(1,37)	1:A:104:ARG:O	2:B:99:HIS:CE1	12	1.55
(1,37)	1:A:104:ARG:O	2:B:99:HIS:CG	12	1.55
(1,37)	1:A:104:ARG:O	2:B:99:HIS:H	12	1.55
(1,37)	1:A:104:ARG:O	2:B:99:HIS:HA	12	1.55
(1,37)	1:A:104:ARG:O	2:B:99:HIS:HB2	12	1.55
(1,37)	1:A:104:ARG:O	2:B:99:HIS:HB3	12	1.55
(1,37)	1:A:104:ARG:O	2:B:99:HIS:HD1	12	1.55
(1,37)	1:A:104:ARG:O	2:B:99:HIS:HD2	12	1.55
(1,37)	1:A:104:ARG:O	2:B:99:HIS:HE1	12	1.55
(1,37)	1:A:104:ARG:O	2:B:99:HIS:HE2	12	1.55
(1,37)	1:A:104:ARG:O	2:B:99:HIS:N	12	1.55
(1,37)	1:A:104:ARG:O	2:B:99:HIS:ND1	12	1.55
(1,37)	1:A:104:ARG:O	2:B:99:HIS:NE2	12	1.55
(1,37)	1:A:104:ARG:O	2:B:99:HIS:O	12	1.55
(1,37)	1:A:104:ARG:O	2:B:101:VAL:C	12	1.55
(1,37)	1:A:104:ARG:O	2:B:101:VAL:CA	12	1.55

*Continued on next page...*

*Continued from previous page...*

Key	Atom-1	Atom-2	Model ID	Violation (Å)
(1,37)	1:A:104:ARG:O	2:B:101:VAL:CB	12	1.55
(1,37)	1:A:104:ARG:O	2:B:101:VAL:CG1	12	1.55
(1,37)	1:A:104:ARG:O	2:B:101:VAL:CG2	12	1.55
(1,37)	1:A:104:ARG:O	2:B:101:VAL:H	12	1.55
(1,37)	1:A:104:ARG:O	2:B:101:VAL:HA	12	1.55
(1,37)	1:A:104:ARG:O	2:B:101:VAL:HB	12	1.55
(1,37)	1:A:104:ARG:O	2:B:101:VAL:HG11	12	1.55
(1,37)	1:A:104:ARG:O	2:B:101:VAL:HG12	12	1.55
(1,37)	1:A:104:ARG:O	2:B:101:VAL:HG13	12	1.55
(1,37)	1:A:104:ARG:O	2:B:101:VAL:HG21	12	1.55
(1,37)	1:A:104:ARG:O	2:B:101:VAL:HG22	12	1.55
(1,37)	1:A:104:ARG:O	2:B:101:VAL:HG23	12	1.55
(1,37)	1:A:104:ARG:O	2:B:101:VAL:N	12	1.55
(1,37)	1:A:104:ARG:O	2:B:101:VAL:O	12	1.55
(1,1)	1:A:78:ASP:HB2	2:B:39:THR:H	11	1.42
(1,1)	1:A:78:ASP:HB3	2:B:39:THR:H	11	1.42
(1,36)	1:A:101:GLY:C	2:B:75:ILE:C	13	0.46
(1,36)	1:A:101:GLY:C	2:B:75:ILE:CA	13	0.46
(1,36)	1:A:101:GLY:C	2:B:75:ILE:CB	13	0.46
(1,36)	1:A:101:GLY:C	2:B:75:ILE:CD1	13	0.46
(1,36)	1:A:101:GLY:C	2:B:75:ILE:CG1	13	0.46
(1,36)	1:A:101:GLY:C	2:B:75:ILE:CG2	13	0.46
(1,36)	1:A:101:GLY:C	2:B:75:ILE:H	13	0.46
(1,36)	1:A:101:GLY:C	2:B:75:ILE:HA	13	0.46
(1,36)	1:A:101:GLY:C	2:B:75:ILE:HB	13	0.46
(1,36)	1:A:101:GLY:C	2:B:75:ILE:HD11	13	0.46
(1,36)	1:A:101:GLY:C	2:B:75:ILE:HD12	13	0.46
(1,36)	1:A:101:GLY:C	2:B:75:ILE:HD13	13	0.46
(1,36)	1:A:101:GLY:C	2:B:75:ILE:HG12	13	0.46
(1,36)	1:A:101:GLY:C	2:B:75:ILE:HG13	13	0.46
(1,36)	1:A:101:GLY:C	2:B:75:ILE:HG21	13	0.46
(1,36)	1:A:101:GLY:C	2:B:75:ILE:HG22	13	0.46
(1,36)	1:A:101:GLY:C	2:B:75:ILE:HG23	13	0.46
(1,36)	1:A:101:GLY:C	2:B:75:ILE:N	13	0.46
(1,36)	1:A:101:GLY:C	2:B:75:ILE:O	13	0.46
(1,36)	1:A:101:GLY:C	2:B:77:ALA:C	13	0.46
(1,36)	1:A:101:GLY:C	2:B:77:ALA:CA	13	0.46
(1,36)	1:A:101:GLY:C	2:B:77:ALA:CB	13	0.46
(1,36)	1:A:101:GLY:C	2:B:77:ALA:H	13	0.46
(1,36)	1:A:101:GLY:C	2:B:77:ALA:HA	13	0.46
(1,36)	1:A:101:GLY:C	2:B:77:ALA:HB1	13	0.46
(1,36)	1:A:101:GLY:C	2:B:77:ALA:HB2	13	0.46

*Continued on next page...*

*Continued from previous page...*

Key	Atom-1	Atom-2	Model ID	Violation (Å)
(1,36)	1:A:101:GLY:C	2:B:77:ALA:HB3	13	0.46
(1,36)	1:A:101:GLY:C	2:B:77:ALA:N	13	0.46
(1,36)	1:A:101:GLY:C	2:B:77:ALA:O	13	0.46
(1,36)	1:A:101:GLY:C	2:B:78:GLY:C	13	0.46
(1,36)	1:A:101:GLY:C	2:B:78:GLY:CA	13	0.46
(1,36)	1:A:101:GLY:C	2:B:78:GLY:H	13	0.46
(1,36)	1:A:101:GLY:C	2:B:78:GLY:HA2	13	0.46
(1,36)	1:A:101:GLY:C	2:B:78:GLY:HA3	13	0.46
(1,36)	1:A:101:GLY:C	2:B:78:GLY:N	13	0.46
(1,36)	1:A:101:GLY:C	2:B:78:GLY:O	13	0.46
(1,36)	1:A:101:GLY:C	2:B:79:LYS:C	13	0.46
(1,36)	1:A:101:GLY:C	2:B:79:LYS:CA	13	0.46
(1,36)	1:A:101:GLY:C	2:B:79:LYS:CB	13	0.46
(1,36)	1:A:101:GLY:C	2:B:79:LYS:CD	13	0.46
(1,36)	1:A:101:GLY:C	2:B:79:LYS:CE	13	0.46
(1,36)	1:A:101:GLY:C	2:B:79:LYS:CG	13	0.46
(1,36)	1:A:101:GLY:C	2:B:79:LYS:H	13	0.46
(1,36)	1:A:101:GLY:C	2:B:79:LYS:HA	13	0.46
(1,36)	1:A:101:GLY:C	2:B:79:LYS:HB2	13	0.46
(1,36)	1:A:101:GLY:C	2:B:79:LYS:HB3	13	0.46
(1,36)	1:A:101:GLY:C	2:B:79:LYS:HD2	13	0.46
(1,36)	1:A:101:GLY:C	2:B:79:LYS:HD3	13	0.46
(1,36)	1:A:101:GLY:C	2:B:79:LYS:HE2	13	0.46
(1,36)	1:A:101:GLY:C	2:B:79:LYS:HE3	13	0.46
(1,36)	1:A:101:GLY:C	2:B:79:LYS:HG2	13	0.46
(1,36)	1:A:101:GLY:C	2:B:79:LYS:HG3	13	0.46
(1,36)	1:A:101:GLY:C	2:B:79:LYS:HZ1	13	0.46
(1,36)	1:A:101:GLY:C	2:B:79:LYS:HZ2	13	0.46
(1,36)	1:A:101:GLY:C	2:B:79:LYS:HZ3	13	0.46
(1,36)	1:A:101:GLY:C	2:B:79:LYS:N	13	0.46
(1,36)	1:A:101:GLY:C	2:B:79:LYS:NZ	13	0.46
(1,36)	1:A:101:GLY:C	2:B:79:LYS:O	13	0.46
(1,36)	1:A:101:GLY:C	2:B:80:ILE:C	13	0.46
(1,36)	1:A:101:GLY:C	2:B:80:ILE:CA	13	0.46
(1,36)	1:A:101:GLY:C	2:B:80:ILE:CB	13	0.46
(1,36)	1:A:101:GLY:C	2:B:80:ILE:CD1	13	0.46
(1,36)	1:A:101:GLY:C	2:B:80:ILE:CG1	13	0.46
(1,36)	1:A:101:GLY:C	2:B:80:ILE:CG2	13	0.46
(1,36)	1:A:101:GLY:C	2:B:80:ILE:H	13	0.46
(1,36)	1:A:101:GLY:C	2:B:80:ILE:HA	13	0.46
(1,36)	1:A:101:GLY:C	2:B:80:ILE:HB	13	0.46
(1,36)	1:A:101:GLY:C	2:B:80:ILE:HD11	13	0.46

*Continued on next page...*



*Continued from previous page...*

Key	Atom-1	Atom-2	Model ID	Violation (Å)
(1,36)	1:A:101:GLY:C	2:B:80:ILE:HD12	13	0.46
(1,36)	1:A:101:GLY:C	2:B:80:ILE:HD13	13	0.46
(1,36)	1:A:101:GLY:C	2:B:80:ILE:HG12	13	0.46
(1,36)	1:A:101:GLY:C	2:B:80:ILE:HG13	13	0.46
(1,36)	1:A:101:GLY:C	2:B:80:ILE:HG21	13	0.46
(1,36)	1:A:101:GLY:C	2:B:80:ILE:HG22	13	0.46
(1,36)	1:A:101:GLY:C	2:B:80:ILE:HG23	13	0.46
(1,36)	1:A:101:GLY:C	2:B:80:ILE:N	13	0.46
(1,36)	1:A:101:GLY:C	2:B:80:ILE:O	13	0.46
(1,36)	1:A:101:GLY:C	2:B:84:GLN:C	13	0.46
(1,36)	1:A:101:GLY:C	2:B:84:GLN:CA	13	0.46
(1,36)	1:A:101:GLY:C	2:B:84:GLN:CB	13	0.46
(1,36)	1:A:101:GLY:C	2:B:84:GLN:CD	13	0.46
(1,36)	1:A:101:GLY:C	2:B:84:GLN:CG	13	0.46
(1,36)	1:A:101:GLY:C	2:B:84:GLN:H	13	0.46
(1,36)	1:A:101:GLY:C	2:B:84:GLN:HA	13	0.46
(1,36)	1:A:101:GLY:C	2:B:84:GLN:HB2	13	0.46
(1,36)	1:A:101:GLY:C	2:B:84:GLN:HB3	13	0.46
(1,36)	1:A:101:GLY:C	2:B:84:GLN:HE21	13	0.46
(1,36)	1:A:101:GLY:C	2:B:84:GLN:HE22	13	0.46
(1,36)	1:A:101:GLY:C	2:B:84:GLN:HG2	13	0.46
(1,36)	1:A:101:GLY:C	2:B:84:GLN:HG3	13	0.46
(1,36)	1:A:101:GLY:C	2:B:84:GLN:N	13	0.46
(1,36)	1:A:101:GLY:C	2:B:84:GLN:NE2	13	0.46
(1,36)	1:A:101:GLY:C	2:B:84:GLN:O	13	0.46
(1,36)	1:A:101:GLY:C	2:B:84:GLN:OE1	13	0.46
(1,36)	1:A:101:GLY:C	2:B:97:THR:C	13	0.46
(1,36)	1:A:101:GLY:C	2:B:97:THR:CA	13	0.46
(1,36)	1:A:101:GLY:C	2:B:97:THR:CB	13	0.46
(1,36)	1:A:101:GLY:C	2:B:97:THR:CG2	13	0.46
(1,36)	1:A:101:GLY:C	2:B:97:THR:H	13	0.46
(1,36)	1:A:101:GLY:C	2:B:97:THR:HA	13	0.46
(1,36)	1:A:101:GLY:C	2:B:97:THR:HB	13	0.46
(1,36)	1:A:101:GLY:C	2:B:97:THR:HG1	13	0.46
(1,36)	1:A:101:GLY:C	2:B:97:THR:HG21	13	0.46
(1,36)	1:A:101:GLY:C	2:B:97:THR:HG22	13	0.46
(1,36)	1:A:101:GLY:C	2:B:97:THR:HG23	13	0.46
(1,36)	1:A:101:GLY:C	2:B:97:THR:N	13	0.46
(1,36)	1:A:101:GLY:C	2:B:97:THR:O	13	0.46
(1,36)	1:A:101:GLY:C	2:B:97:THR:OG1	13	0.46
(1,36)	1:A:101:GLY:C	2:B:99:HIS:C	13	0.46
(1,36)	1:A:101:GLY:C	2:B:99:HIS:CA	13	0.46

*Continued on next page...*

*Continued from previous page...*

Key	Atom-1	Atom-2	Model ID	Violation (Å)
(1,36)	1:A:101:GLY:C	2:B:99:HIS:CB	13	0.46
(1,36)	1:A:101:GLY:C	2:B:99:HIS:CD2	13	0.46
(1,36)	1:A:101:GLY:C	2:B:99:HIS:CE1	13	0.46
(1,36)	1:A:101:GLY:C	2:B:99:HIS:CG	13	0.46
(1,36)	1:A:101:GLY:C	2:B:99:HIS:H	13	0.46
(1,36)	1:A:101:GLY:C	2:B:99:HIS:HA	13	0.46
(1,36)	1:A:101:GLY:C	2:B:99:HIS:HB2	13	0.46
(1,36)	1:A:101:GLY:C	2:B:99:HIS:HB3	13	0.46
(1,36)	1:A:101:GLY:C	2:B:99:HIS:HD1	13	0.46
(1,36)	1:A:101:GLY:C	2:B:99:HIS:HD2	13	0.46
(1,36)	1:A:101:GLY:C	2:B:99:HIS:HE1	13	0.46
(1,36)	1:A:101:GLY:C	2:B:99:HIS:HE2	13	0.46
(1,36)	1:A:101:GLY:C	2:B:99:HIS:N	13	0.46
(1,36)	1:A:101:GLY:C	2:B:99:HIS:ND1	13	0.46
(1,36)	1:A:101:GLY:C	2:B:99:HIS:NE2	13	0.46
(1,36)	1:A:101:GLY:C	2:B:99:HIS:O	13	0.46
(1,36)	1:A:101:GLY:C	2:B:101:VAL:C	13	0.46
(1,36)	1:A:101:GLY:C	2:B:101:VAL:CA	13	0.46
(1,36)	1:A:101:GLY:C	2:B:101:VAL:CB	13	0.46
(1,36)	1:A:101:GLY:C	2:B:101:VAL:CG1	13	0.46
(1,36)	1:A:101:GLY:C	2:B:101:VAL:CG2	13	0.46
(1,36)	1:A:101:GLY:C	2:B:101:VAL:H	13	0.46
(1,36)	1:A:101:GLY:C	2:B:101:VAL:HA	13	0.46
(1,36)	1:A:101:GLY:C	2:B:101:VAL:HB	13	0.46
(1,36)	1:A:101:GLY:C	2:B:101:VAL:HG11	13	0.46
(1,36)	1:A:101:GLY:C	2:B:101:VAL:HG12	13	0.46
(1,36)	1:A:101:GLY:C	2:B:101:VAL:HG13	13	0.46
(1,36)	1:A:101:GLY:C	2:B:101:VAL:HG21	13	0.46
(1,36)	1:A:101:GLY:C	2:B:101:VAL:HG22	13	0.46
(1,36)	1:A:101:GLY:C	2:B:101:VAL:HG23	13	0.46
(1,36)	1:A:101:GLY:C	2:B:101:VAL:N	13	0.46
(1,36)	1:A:101:GLY:C	2:B:101:VAL:O	13	0.46
(1,36)	1:A:101:GLY:CA	2:B:75:ILE:C	13	0.46
(1,36)	1:A:101:GLY:CA	2:B:75:ILE:CA	13	0.46
(1,36)	1:A:101:GLY:CA	2:B:75:ILE:CB	13	0.46
(1,36)	1:A:101:GLY:CA	2:B:75:ILE:CD1	13	0.46
(1,36)	1:A:101:GLY:CA	2:B:75:ILE:CG1	13	0.46
(1,36)	1:A:101:GLY:CA	2:B:75:ILE:CG2	13	0.46
(1,36)	1:A:101:GLY:CA	2:B:75:ILE:H	13	0.46
(1,36)	1:A:101:GLY:CA	2:B:75:ILE:HA	13	0.46
(1,36)	1:A:101:GLY:CA	2:B:75:ILE:HB	13	0.46
(1,36)	1:A:101:GLY:CA	2:B:75:ILE:HD11	13	0.46

*Continued on next page...*

*Continued from previous page...*

Key	Atom-1	Atom-2	Model ID	Violation (Å)
(1,36)	1:A:101:GLY:CA	2:B:75:ILE:HD12	13	0.46
(1,36)	1:A:101:GLY:CA	2:B:75:ILE:HD13	13	0.46
(1,36)	1:A:101:GLY:CA	2:B:75:ILE:HG12	13	0.46
(1,36)	1:A:101:GLY:CA	2:B:75:ILE:HG13	13	0.46
(1,36)	1:A:101:GLY:CA	2:B:75:ILE:HG21	13	0.46
(1,36)	1:A:101:GLY:CA	2:B:75:ILE:HG22	13	0.46
(1,36)	1:A:101:GLY:CA	2:B:75:ILE:HG23	13	0.46
(1,36)	1:A:101:GLY:CA	2:B:75:ILE:N	13	0.46
(1,36)	1:A:101:GLY:CA	2:B:75:ILE:O	13	0.46
(1,36)	1:A:101:GLY:CA	2:B:77:ALA:C	13	0.46
(1,36)	1:A:101:GLY:CA	2:B:77:ALA:CA	13	0.46
(1,36)	1:A:101:GLY:CA	2:B:77:ALA:CB	13	0.46
(1,36)	1:A:101:GLY:CA	2:B:77:ALA:H	13	0.46
(1,36)	1:A:101:GLY:CA	2:B:77:ALA:HA	13	0.46
(1,36)	1:A:101:GLY:CA	2:B:77:ALA:HB1	13	0.46
(1,36)	1:A:101:GLY:CA	2:B:77:ALA:HB2	13	0.46
(1,36)	1:A:101:GLY:CA	2:B:77:ALA:HB3	13	0.46
(1,36)	1:A:101:GLY:CA	2:B:77:ALA:N	13	0.46
(1,36)	1:A:101:GLY:CA	2:B:77:ALA:O	13	0.46
(1,36)	1:A:101:GLY:CA	2:B:78:GLY:C	13	0.46
(1,36)	1:A:101:GLY:CA	2:B:78:GLY:CA	13	0.46
(1,36)	1:A:101:GLY:CA	2:B:78:GLY:H	13	0.46
(1,36)	1:A:101:GLY:CA	2:B:78:GLY:HA2	13	0.46
(1,36)	1:A:101:GLY:CA	2:B:78:GLY:HA3	13	0.46
(1,36)	1:A:101:GLY:CA	2:B:78:GLY:N	13	0.46
(1,36)	1:A:101:GLY:CA	2:B:78:GLY:O	13	0.46
(1,36)	1:A:101:GLY:CA	2:B:79:LYS:C	13	0.46
(1,36)	1:A:101:GLY:CA	2:B:79:LYS:CA	13	0.46
(1,36)	1:A:101:GLY:CA	2:B:79:LYS:CB	13	0.46
(1,36)	1:A:101:GLY:CA	2:B:79:LYS:CD	13	0.46
(1,36)	1:A:101:GLY:CA	2:B:79:LYS:CE	13	0.46
(1,36)	1:A:101:GLY:CA	2:B:79:LYS:CG	13	0.46
(1,36)	1:A:101:GLY:CA	2:B:79:LYS:H	13	0.46
(1,36)	1:A:101:GLY:CA	2:B:79:LYS:HA	13	0.46
(1,36)	1:A:101:GLY:CA	2:B:79:LYS:HB2	13	0.46
(1,36)	1:A:101:GLY:CA	2:B:79:LYS:HB3	13	0.46
(1,36)	1:A:101:GLY:CA	2:B:79:LYS:HD2	13	0.46
(1,36)	1:A:101:GLY:CA	2:B:79:LYS:HD3	13	0.46
(1,36)	1:A:101:GLY:CA	2:B:79:LYS:HE2	13	0.46
(1,36)	1:A:101:GLY:CA	2:B:79:LYS:HE3	13	0.46
(1,36)	1:A:101:GLY:CA	2:B:79:LYS:HG2	13	0.46
(1,36)	1:A:101:GLY:CA	2:B:79:LYS:HG3	13	0.46

*Continued on next page...*

*Continued from previous page...*

Key	Atom-1	Atom-2	Model ID	Violation (Å)
(1,36)	1:A:101:GLY:CA	2:B:79:LYS:HZ1	13	0.46
(1,36)	1:A:101:GLY:CA	2:B:79:LYS:HZ2	13	0.46
(1,36)	1:A:101:GLY:CA	2:B:79:LYS:HZ3	13	0.46
(1,36)	1:A:101:GLY:CA	2:B:79:LYS:N	13	0.46
(1,36)	1:A:101:GLY:CA	2:B:79:LYS:NZ	13	0.46
(1,36)	1:A:101:GLY:CA	2:B:79:LYS:O	13	0.46
(1,36)	1:A:101:GLY:CA	2:B:80:ILE:C	13	0.46
(1,36)	1:A:101:GLY:CA	2:B:80:ILE:CA	13	0.46
(1,36)	1:A:101:GLY:CA	2:B:80:ILE:CB	13	0.46
(1,36)	1:A:101:GLY:CA	2:B:80:ILE:CD1	13	0.46
(1,36)	1:A:101:GLY:CA	2:B:80:ILE:CG1	13	0.46
(1,36)	1:A:101:GLY:CA	2:B:80:ILE:CG2	13	0.46
(1,36)	1:A:101:GLY:CA	2:B:80:ILE:H	13	0.46
(1,36)	1:A:101:GLY:CA	2:B:80:ILE:HA	13	0.46
(1,36)	1:A:101:GLY:CA	2:B:80:ILE:HB	13	0.46
(1,36)	1:A:101:GLY:CA	2:B:80:ILE:HD11	13	0.46
(1,36)	1:A:101:GLY:CA	2:B:80:ILE:HD12	13	0.46
(1,36)	1:A:101:GLY:CA	2:B:80:ILE:HD13	13	0.46
(1,36)	1:A:101:GLY:CA	2:B:80:ILE:HG12	13	0.46
(1,36)	1:A:101:GLY:CA	2:B:80:ILE:HG13	13	0.46
(1,36)	1:A:101:GLY:CA	2:B:80:ILE:HG21	13	0.46
(1,36)	1:A:101:GLY:CA	2:B:80:ILE:HG22	13	0.46
(1,36)	1:A:101:GLY:CA	2:B:80:ILE:HG23	13	0.46
(1,36)	1:A:101:GLY:CA	2:B:80:ILE:N	13	0.46
(1,36)	1:A:101:GLY:CA	2:B:80:ILE:O	13	0.46
(1,36)	1:A:101:GLY:CA	2:B:84:GLN:C	13	0.46
(1,36)	1:A:101:GLY:CA	2:B:84:GLN:CA	13	0.46
(1,36)	1:A:101:GLY:CA	2:B:84:GLN:CB	13	0.46
(1,36)	1:A:101:GLY:CA	2:B:84:GLN:CD	13	0.46
(1,36)	1:A:101:GLY:CA	2:B:84:GLN:CG	13	0.46
(1,36)	1:A:101:GLY:CA	2:B:84:GLN:H	13	0.46
(1,36)	1:A:101:GLY:CA	2:B:84:GLN:HA	13	0.46
(1,36)	1:A:101:GLY:CA	2:B:84:GLN:HB2	13	0.46
(1,36)	1:A:101:GLY:CA	2:B:84:GLN:HB3	13	0.46
(1,36)	1:A:101:GLY:CA	2:B:84:GLN:HE21	13	0.46
(1,36)	1:A:101:GLY:CA	2:B:84:GLN:HE22	13	0.46
(1,36)	1:A:101:GLY:CA	2:B:84:GLN:HG2	13	0.46
(1,36)	1:A:101:GLY:CA	2:B:84:GLN:HG3	13	0.46
(1,36)	1:A:101:GLY:CA	2:B:84:GLN:N	13	0.46
(1,36)	1:A:101:GLY:CA	2:B:84:GLN:NE2	13	0.46
(1,36)	1:A:101:GLY:CA	2:B:84:GLN:O	13	0.46
(1,36)	1:A:101:GLY:CA	2:B:84:GLN:OE1	13	0.46

*Continued on next page...*

*Continued from previous page...*

Key	Atom-1	Atom-2	Model ID	Violation (Å)
(1,36)	1:A:101:GLY:CA	2:B:97:THR:C	13	0.46
(1,36)	1:A:101:GLY:CA	2:B:97:THR:CA	13	0.46
(1,36)	1:A:101:GLY:CA	2:B:97:THR:CB	13	0.46
(1,36)	1:A:101:GLY:CA	2:B:97:THR:CG2	13	0.46
(1,36)	1:A:101:GLY:CA	2:B:97:THR:H	13	0.46
(1,36)	1:A:101:GLY:CA	2:B:97:THR:HA	13	0.46
(1,36)	1:A:101:GLY:CA	2:B:97:THR:HB	13	0.46
(1,36)	1:A:101:GLY:CA	2:B:97:THR:HG1	13	0.46
(1,36)	1:A:101:GLY:CA	2:B:97:THR:HG21	13	0.46
(1,36)	1:A:101:GLY:CA	2:B:97:THR:HG22	13	0.46
(1,36)	1:A:101:GLY:CA	2:B:97:THR:HG23	13	0.46
(1,36)	1:A:101:GLY:CA	2:B:97:THR:N	13	0.46
(1,36)	1:A:101:GLY:CA	2:B:97:THR:O	13	0.46
(1,36)	1:A:101:GLY:CA	2:B:97:THR:OG1	13	0.46
(1,36)	1:A:101:GLY:CA	2:B:99:HIS:C	13	0.46
(1,36)	1:A:101:GLY:CA	2:B:99:HIS:CA	13	0.46
(1,36)	1:A:101:GLY:CA	2:B:99:HIS:CB	13	0.46
(1,36)	1:A:101:GLY:CA	2:B:99:HIS:CD2	13	0.46
(1,36)	1:A:101:GLY:CA	2:B:99:HIS:CE1	13	0.46
(1,36)	1:A:101:GLY:CA	2:B:99:HIS:CG	13	0.46
(1,36)	1:A:101:GLY:CA	2:B:99:HIS:H	13	0.46
(1,36)	1:A:101:GLY:CA	2:B:99:HIS:HA	13	0.46
(1,36)	1:A:101:GLY:CA	2:B:99:HIS:HB2	13	0.46
(1,36)	1:A:101:GLY:CA	2:B:99:HIS:HB3	13	0.46
(1,36)	1:A:101:GLY:CA	2:B:99:HIS:HD1	13	0.46
(1,36)	1:A:101:GLY:CA	2:B:99:HIS:HD2	13	0.46
(1,36)	1:A:101:GLY:CA	2:B:99:HIS:HE1	13	0.46
(1,36)	1:A:101:GLY:CA	2:B:99:HIS:HE2	13	0.46
(1,36)	1:A:101:GLY:CA	2:B:99:HIS:N	13	0.46
(1,36)	1:A:101:GLY:CA	2:B:99:HIS:ND1	13	0.46
(1,36)	1:A:101:GLY:CA	2:B:99:HIS:NE2	13	0.46
(1,36)	1:A:101:GLY:CA	2:B:99:HIS:O	13	0.46
(1,36)	1:A:101:GLY:CA	2:B:101:VAL:C	13	0.46
(1,36)	1:A:101:GLY:CA	2:B:101:VAL:CA	13	0.46
(1,36)	1:A:101:GLY:CA	2:B:101:VAL:CB	13	0.46
(1,36)	1:A:101:GLY:CA	2:B:101:VAL:CG1	13	0.46
(1,36)	1:A:101:GLY:CA	2:B:101:VAL:CG2	13	0.46
(1,36)	1:A:101:GLY:CA	2:B:101:VAL:H	13	0.46
(1,36)	1:A:101:GLY:CA	2:B:101:VAL:HA	13	0.46
(1,36)	1:A:101:GLY:CA	2:B:101:VAL:HB	13	0.46
(1,36)	1:A:101:GLY:CA	2:B:101:VAL:HG11	13	0.46
(1,36)	1:A:101:GLY:CA	2:B:101:VAL:HG12	13	0.46

*Continued on next page...*

*Continued from previous page...*

Key	Atom-1	Atom-2	Model ID	Violation (Å)
(1,36)	1:A:101:GLY:CA	2:B:101:VAL:HG13	13	0.46
(1,36)	1:A:101:GLY:CA	2:B:101:VAL:HG21	13	0.46
(1,36)	1:A:101:GLY:CA	2:B:101:VAL:HG22	13	0.46
(1,36)	1:A:101:GLY:CA	2:B:101:VAL:HG23	13	0.46
(1,36)	1:A:101:GLY:CA	2:B:101:VAL:N	13	0.46
(1,36)	1:A:101:GLY:CA	2:B:101:VAL:O	13	0.46
(1,36)	1:A:101:GLY:H	2:B:75:ILE:C	13	0.46
(1,36)	1:A:101:GLY:H	2:B:75:ILE:CA	13	0.46
(1,36)	1:A:101:GLY:H	2:B:75:ILE:CB	13	0.46
(1,36)	1:A:101:GLY:H	2:B:75:ILE:CD1	13	0.46
(1,36)	1:A:101:GLY:H	2:B:75:ILE:CG1	13	0.46
(1,36)	1:A:101:GLY:H	2:B:75:ILE:CG2	13	0.46
(1,36)	1:A:101:GLY:H	2:B:75:ILE:H	13	0.46
(1,36)	1:A:101:GLY:H	2:B:75:ILE:HA	13	0.46
(1,36)	1:A:101:GLY:H	2:B:75:ILE:HB	13	0.46
(1,36)	1:A:101:GLY:H	2:B:75:ILE:HD11	13	0.46
(1,36)	1:A:101:GLY:H	2:B:75:ILE:HD12	13	0.46
(1,36)	1:A:101:GLY:H	2:B:75:ILE:HD13	13	0.46
(1,36)	1:A:101:GLY:H	2:B:75:ILE:HG12	13	0.46
(1,36)	1:A:101:GLY:H	2:B:75:ILE:HG13	13	0.46
(1,36)	1:A:101:GLY:H	2:B:75:ILE:HG21	13	0.46
(1,36)	1:A:101:GLY:H	2:B:75:ILE:HG22	13	0.46
(1,36)	1:A:101:GLY:H	2:B:75:ILE:HG23	13	0.46
(1,36)	1:A:101:GLY:H	2:B:75:ILE:N	13	0.46
(1,36)	1:A:101:GLY:H	2:B:75:ILE:O	13	0.46
(1,36)	1:A:101:GLY:H	2:B:77:ALA:C	13	0.46
(1,36)	1:A:101:GLY:H	2:B:77:ALA:CA	13	0.46
(1,36)	1:A:101:GLY:H	2:B:77:ALA:CB	13	0.46
(1,36)	1:A:101:GLY:H	2:B:77:ALA:H	13	0.46
(1,36)	1:A:101:GLY:H	2:B:77:ALA:HA	13	0.46
(1,36)	1:A:101:GLY:H	2:B:77:ALA:HB1	13	0.46
(1,36)	1:A:101:GLY:H	2:B:77:ALA:HB2	13	0.46
(1,36)	1:A:101:GLY:H	2:B:77:ALA:HB3	13	0.46
(1,36)	1:A:101:GLY:H	2:B:77:ALA:N	13	0.46
(1,36)	1:A:101:GLY:H	2:B:77:ALA:O	13	0.46
(1,36)	1:A:101:GLY:H	2:B:78:GLY:C	13	0.46
(1,36)	1:A:101:GLY:H	2:B:78:GLY:CA	13	0.46
(1,36)	1:A:101:GLY:H	2:B:78:GLY:H	13	0.46
(1,36)	1:A:101:GLY:H	2:B:78:GLY:HA2	13	0.46
(1,36)	1:A:101:GLY:H	2:B:78:GLY:HA3	13	0.46
(1,36)	1:A:101:GLY:H	2:B:78:GLY:N	13	0.46
(1,36)	1:A:101:GLY:H	2:B:78:GLY:O	13	0.46

*Continued on next page...*

*Continued from previous page...*

Key	Atom-1	Atom-2	Model ID	Violation (Å)
(1,36)	1:A:101:GLY:H	2:B:79:LYS:C	13	0.46
(1,36)	1:A:101:GLY:H	2:B:79:LYS:CA	13	0.46
(1,36)	1:A:101:GLY:H	2:B:79:LYS:CB	13	0.46
(1,36)	1:A:101:GLY:H	2:B:79:LYS:CD	13	0.46
(1,36)	1:A:101:GLY:H	2:B:79:LYS:CE	13	0.46
(1,36)	1:A:101:GLY:H	2:B:79:LYS:CG	13	0.46
(1,36)	1:A:101:GLY:H	2:B:79:LYS:H	13	0.46
(1,36)	1:A:101:GLY:H	2:B:79:LYS:HA	13	0.46
(1,36)	1:A:101:GLY:H	2:B:79:LYS:HB2	13	0.46
(1,36)	1:A:101:GLY:H	2:B:79:LYS:HB3	13	0.46
(1,36)	1:A:101:GLY:H	2:B:79:LYS:HD2	13	0.46
(1,36)	1:A:101:GLY:H	2:B:79:LYS:HD3	13	0.46
(1,36)	1:A:101:GLY:H	2:B:79:LYS:HE2	13	0.46
(1,36)	1:A:101:GLY:H	2:B:79:LYS:HE3	13	0.46
(1,36)	1:A:101:GLY:H	2:B:79:LYS:HG2	13	0.46
(1,36)	1:A:101:GLY:H	2:B:79:LYS:HG3	13	0.46
(1,36)	1:A:101:GLY:H	2:B:79:LYS:HZ1	13	0.46
(1,36)	1:A:101:GLY:H	2:B:79:LYS:HZ2	13	0.46
(1,36)	1:A:101:GLY:H	2:B:79:LYS:HZ3	13	0.46
(1,36)	1:A:101:GLY:H	2:B:79:LYS:N	13	0.46
(1,36)	1:A:101:GLY:H	2:B:79:LYS:NZ	13	0.46
(1,36)	1:A:101:GLY:H	2:B:79:LYS:O	13	0.46
(1,36)	1:A:101:GLY:H	2:B:80:ILE:C	13	0.46
(1,36)	1:A:101:GLY:H	2:B:80:ILE:CA	13	0.46
(1,36)	1:A:101:GLY:H	2:B:80:ILE:CB	13	0.46
(1,36)	1:A:101:GLY:H	2:B:80:ILE:CD1	13	0.46
(1,36)	1:A:101:GLY:H	2:B:80:ILE:CG1	13	0.46
(1,36)	1:A:101:GLY:H	2:B:80:ILE:CG2	13	0.46
(1,36)	1:A:101:GLY:H	2:B:80:ILE:H	13	0.46
(1,36)	1:A:101:GLY:H	2:B:80:ILE:HA	13	0.46
(1,36)	1:A:101:GLY:H	2:B:80:ILE:HB	13	0.46
(1,36)	1:A:101:GLY:H	2:B:80:ILE:HD11	13	0.46
(1,36)	1:A:101:GLY:H	2:B:80:ILE:HD12	13	0.46
(1,36)	1:A:101:GLY:H	2:B:80:ILE:HD13	13	0.46
(1,36)	1:A:101:GLY:H	2:B:80:ILE:HG12	13	0.46
(1,36)	1:A:101:GLY:H	2:B:80:ILE:HG13	13	0.46
(1,36)	1:A:101:GLY:H	2:B:80:ILE:HG21	13	0.46
(1,36)	1:A:101:GLY:H	2:B:80:ILE:HG22	13	0.46
(1,36)	1:A:101:GLY:H	2:B:80:ILE:HG23	13	0.46
(1,36)	1:A:101:GLY:H	2:B:80:ILE:N	13	0.46
(1,36)	1:A:101:GLY:H	2:B:80:ILE:O	13	0.46
(1,36)	1:A:101:GLY:H	2:B:84:GLN:C	13	0.46

*Continued on next page...*

*Continued from previous page...*

Key	Atom-1	Atom-2	Model ID	Violation (Å)
(1,36)	1:A:101:GLY:H	2:B:84:GLN:CA	13	0.46
(1,36)	1:A:101:GLY:H	2:B:84:GLN:CB	13	0.46
(1,36)	1:A:101:GLY:H	2:B:84:GLN:CD	13	0.46
(1,36)	1:A:101:GLY:H	2:B:84:GLN:CG	13	0.46
(1,36)	1:A:101:GLY:H	2:B:84:GLN:H	13	0.46
(1,36)	1:A:101:GLY:H	2:B:84:GLN:HA	13	0.46
(1,36)	1:A:101:GLY:H	2:B:84:GLN:HB2	13	0.46
(1,36)	1:A:101:GLY:H	2:B:84:GLN:HB3	13	0.46
(1,36)	1:A:101:GLY:H	2:B:84:GLN:HE21	13	0.46
(1,36)	1:A:101:GLY:H	2:B:84:GLN:HE22	13	0.46
(1,36)	1:A:101:GLY:H	2:B:84:GLN:HG2	13	0.46
(1,36)	1:A:101:GLY:H	2:B:84:GLN:HG3	13	0.46
(1,36)	1:A:101:GLY:H	2:B:84:GLN:N	13	0.46
(1,36)	1:A:101:GLY:H	2:B:84:GLN:NE2	13	0.46
(1,36)	1:A:101:GLY:H	2:B:84:GLN:O	13	0.46
(1,36)	1:A:101:GLY:H	2:B:84:GLN:OE1	13	0.46
(1,36)	1:A:101:GLY:H	2:B:97:THR:C	13	0.46
(1,36)	1:A:101:GLY:H	2:B:97:THR:CA	13	0.46
(1,36)	1:A:101:GLY:H	2:B:97:THR:CB	13	0.46
(1,36)	1:A:101:GLY:H	2:B:97:THR:CG2	13	0.46
(1,36)	1:A:101:GLY:H	2:B:97:THR:H	13	0.46
(1,36)	1:A:101:GLY:H	2:B:97:THR:HA	13	0.46
(1,36)	1:A:101:GLY:H	2:B:97:THR:HB	13	0.46
(1,36)	1:A:101:GLY:H	2:B:97:THR:HG1	13	0.46
(1,36)	1:A:101:GLY:H	2:B:97:THR:HG21	13	0.46
(1,36)	1:A:101:GLY:H	2:B:97:THR:HG22	13	0.46
(1,36)	1:A:101:GLY:H	2:B:97:THR:HG23	13	0.46
(1,36)	1:A:101:GLY:H	2:B:97:THR:N	13	0.46
(1,36)	1:A:101:GLY:H	2:B:97:THR:O	13	0.46
(1,36)	1:A:101:GLY:H	2:B:97:THR:OG1	13	0.46
(1,36)	1:A:101:GLY:H	2:B:99:HIS:C	13	0.46
(1,36)	1:A:101:GLY:H	2:B:99:HIS:CA	13	0.46
(1,36)	1:A:101:GLY:H	2:B:99:HIS:CB	13	0.46
(1,36)	1:A:101:GLY:H	2:B:99:HIS:CD2	13	0.46
(1,36)	1:A:101:GLY:H	2:B:99:HIS:CE1	13	0.46
(1,36)	1:A:101:GLY:H	2:B:99:HIS:CG	13	0.46
(1,36)	1:A:101:GLY:H	2:B:99:HIS:H	13	0.46
(1,36)	1:A:101:GLY:H	2:B:99:HIS:HA	13	0.46
(1,36)	1:A:101:GLY:H	2:B:99:HIS:HB2	13	0.46
(1,36)	1:A:101:GLY:H	2:B:99:HIS:HB3	13	0.46
(1,36)	1:A:101:GLY:H	2:B:99:HIS:HD1	13	0.46
(1,36)	1:A:101:GLY:H	2:B:99:HIS:HD2	13	0.46

*Continued on next page...*



*Continued from previous page...*

Key	Atom-1	Atom-2	Model ID	Violation (Å)
(1,36)	1:A:101:GLY:H	2:B:99:HIS:HE1	13	0.46
(1,36)	1:A:101:GLY:H	2:B:99:HIS:HE2	13	0.46
(1,36)	1:A:101:GLY:H	2:B:99:HIS:N	13	0.46
(1,36)	1:A:101:GLY:H	2:B:99:HIS:ND1	13	0.46
(1,36)	1:A:101:GLY:H	2:B:99:HIS:NE2	13	0.46
(1,36)	1:A:101:GLY:H	2:B:99:HIS:O	13	0.46
(1,36)	1:A:101:GLY:H	2:B:101:VAL:C	13	0.46
(1,36)	1:A:101:GLY:H	2:B:101:VAL:CA	13	0.46
(1,36)	1:A:101:GLY:H	2:B:101:VAL:CB	13	0.46
(1,36)	1:A:101:GLY:H	2:B:101:VAL:CG1	13	0.46
(1,36)	1:A:101:GLY:H	2:B:101:VAL:CG2	13	0.46
(1,36)	1:A:101:GLY:H	2:B:101:VAL:H	13	0.46
(1,36)	1:A:101:GLY:H	2:B:101:VAL:HA	13	0.46
(1,36)	1:A:101:GLY:H	2:B:101:VAL:HB	13	0.46
(1,36)	1:A:101:GLY:H	2:B:101:VAL:HG11	13	0.46
(1,36)	1:A:101:GLY:H	2:B:101:VAL:HG12	13	0.46
(1,36)	1:A:101:GLY:H	2:B:101:VAL:HG13	13	0.46
(1,36)	1:A:101:GLY:H	2:B:101:VAL:HG21	13	0.46
(1,36)	1:A:101:GLY:H	2:B:101:VAL:HG22	13	0.46
(1,36)	1:A:101:GLY:H	2:B:101:VAL:HG23	13	0.46
(1,36)	1:A:101:GLY:H	2:B:101:VAL:N	13	0.46
(1,36)	1:A:101:GLY:H	2:B:101:VAL:O	13	0.46
(1,36)	1:A:101:GLY:HA2	2:B:75:ILE:C	13	0.46
(1,36)	1:A:101:GLY:HA2	2:B:75:ILE:CA	13	0.46
(1,36)	1:A:101:GLY:HA2	2:B:75:ILE:CB	13	0.46
(1,36)	1:A:101:GLY:HA2	2:B:75:ILE:CD1	13	0.46
(1,36)	1:A:101:GLY:HA2	2:B:75:ILE:CG1	13	0.46
(1,36)	1:A:101:GLY:HA2	2:B:75:ILE:CG2	13	0.46
(1,36)	1:A:101:GLY:HA2	2:B:75:ILE:H	13	0.46
(1,36)	1:A:101:GLY:HA2	2:B:75:ILE:HA	13	0.46
(1,36)	1:A:101:GLY:HA2	2:B:75:ILE:HB	13	0.46
(1,36)	1:A:101:GLY:HA2	2:B:75:ILE:HD11	13	0.46
(1,36)	1:A:101:GLY:HA2	2:B:75:ILE:HD12	13	0.46
(1,36)	1:A:101:GLY:HA2	2:B:75:ILE:HD13	13	0.46
(1,36)	1:A:101:GLY:HA2	2:B:75:ILE:HG12	13	0.46
(1,36)	1:A:101:GLY:HA2	2:B:75:ILE:HG13	13	0.46
(1,36)	1:A:101:GLY:HA2	2:B:75:ILE:HG21	13	0.46
(1,36)	1:A:101:GLY:HA2	2:B:75:ILE:HG22	13	0.46
(1,36)	1:A:101:GLY:HA2	2:B:75:ILE:HG23	13	0.46
(1,36)	1:A:101:GLY:HA2	2:B:75:ILE:N	13	0.46
(1,36)	1:A:101:GLY:HA2	2:B:75:ILE:O	13	0.46
(1,36)	1:A:101:GLY:HA2	2:B:77:ALA:C	13	0.46

*Continued on next page...*

*Continued from previous page...*

Key	Atom-1	Atom-2	Model ID	Violation (Å)
(1,36)	1:A:101:GLY:HA2	2:B:77:ALA:CA	13	0.46
(1,36)	1:A:101:GLY:HA2	2:B:77:ALA:CB	13	0.46
(1,36)	1:A:101:GLY:HA2	2:B:77:ALA:H	13	0.46
(1,36)	1:A:101:GLY:HA2	2:B:77:ALA:HA	13	0.46
(1,36)	1:A:101:GLY:HA2	2:B:77:ALA:HB1	13	0.46
(1,36)	1:A:101:GLY:HA2	2:B:77:ALA:HB2	13	0.46
(1,36)	1:A:101:GLY:HA2	2:B:77:ALA:HB3	13	0.46
(1,36)	1:A:101:GLY:HA2	2:B:77:ALA:N	13	0.46
(1,36)	1:A:101:GLY:HA2	2:B:77:ALA:O	13	0.46
(1,36)	1:A:101:GLY:HA2	2:B:78:GLY:C	13	0.46
(1,36)	1:A:101:GLY:HA2	2:B:78:GLY:CA	13	0.46
(1,36)	1:A:101:GLY:HA2	2:B:78:GLY:H	13	0.46
(1,36)	1:A:101:GLY:HA2	2:B:78:GLY:HA2	13	0.46
(1,36)	1:A:101:GLY:HA2	2:B:78:GLY:HA3	13	0.46
(1,36)	1:A:101:GLY:HA2	2:B:78:GLY:N	13	0.46
(1,36)	1:A:101:GLY:HA2	2:B:78:GLY:O	13	0.46
(1,36)	1:A:101:GLY:HA2	2:B:79:LYS:C	13	0.46
(1,36)	1:A:101:GLY:HA2	2:B:79:LYS:CA	13	0.46
(1,36)	1:A:101:GLY:HA2	2:B:79:LYS:CB	13	0.46
(1,36)	1:A:101:GLY:HA2	2:B:79:LYS:CD	13	0.46
(1,36)	1:A:101:GLY:HA2	2:B:79:LYS:CE	13	0.46
(1,36)	1:A:101:GLY:HA2	2:B:79:LYS:CG	13	0.46
(1,36)	1:A:101:GLY:HA2	2:B:79:LYS:H	13	0.46
(1,36)	1:A:101:GLY:HA2	2:B:79:LYS:HA	13	0.46
(1,36)	1:A:101:GLY:HA2	2:B:79:LYS:HB2	13	0.46
(1,36)	1:A:101:GLY:HA2	2:B:79:LYS:HB3	13	0.46
(1,36)	1:A:101:GLY:HA2	2:B:79:LYS:HD2	13	0.46
(1,36)	1:A:101:GLY:HA2	2:B:79:LYS:HD3	13	0.46
(1,36)	1:A:101:GLY:HA2	2:B:79:LYS:HE2	13	0.46
(1,36)	1:A:101:GLY:HA2	2:B:79:LYS:HE3	13	0.46
(1,36)	1:A:101:GLY:HA2	2:B:79:LYS:HG2	13	0.46
(1,36)	1:A:101:GLY:HA2	2:B:79:LYS:HG3	13	0.46
(1,36)	1:A:101:GLY:HA2	2:B:79:LYS:HZ1	13	0.46
(1,36)	1:A:101:GLY:HA2	2:B:79:LYS:HZ2	13	0.46
(1,36)	1:A:101:GLY:HA2	2:B:79:LYS:HZ3	13	0.46
(1,36)	1:A:101:GLY:HA2	2:B:79:LYS:N	13	0.46
(1,36)	1:A:101:GLY:HA2	2:B:79:LYS:NZ	13	0.46
(1,36)	1:A:101:GLY:HA2	2:B:79:LYS:O	13	0.46
(1,36)	1:A:101:GLY:HA2	2:B:80:ILE:C	13	0.46
(1,36)	1:A:101:GLY:HA2	2:B:80:ILE:CA	13	0.46
(1,36)	1:A:101:GLY:HA2	2:B:80:ILE:CB	13	0.46
(1,36)	1:A:101:GLY:HA2	2:B:80:ILE:CD1	13	0.46

*Continued on next page...*

*Continued from previous page...*

Key	Atom-1	Atom-2	Model ID	Violation (Å)
(1,36)	1:A:101:GLY:HA2	2:B:80:ILE:CG1	13	0.46
(1,36)	1:A:101:GLY:HA2	2:B:80:ILE:CG2	13	0.46
(1,36)	1:A:101:GLY:HA2	2:B:80:ILE:H	13	0.46
(1,36)	1:A:101:GLY:HA2	2:B:80:ILE:HA	13	0.46
(1,36)	1:A:101:GLY:HA2	2:B:80:ILE:HB	13	0.46
(1,36)	1:A:101:GLY:HA2	2:B:80:ILE:HD11	13	0.46
(1,36)	1:A:101:GLY:HA2	2:B:80:ILE:HD12	13	0.46
(1,36)	1:A:101:GLY:HA2	2:B:80:ILE:HD13	13	0.46
(1,36)	1:A:101:GLY:HA2	2:B:80:ILE:HG12	13	0.46
(1,36)	1:A:101:GLY:HA2	2:B:80:ILE:HG13	13	0.46
(1,36)	1:A:101:GLY:HA2	2:B:80:ILE:HG21	13	0.46
(1,36)	1:A:101:GLY:HA2	2:B:80:ILE:HG22	13	0.46
(1,36)	1:A:101:GLY:HA2	2:B:80:ILE:HG23	13	0.46
(1,36)	1:A:101:GLY:HA2	2:B:80:ILE:N	13	0.46
(1,36)	1:A:101:GLY:HA2	2:B:80:ILE:O	13	0.46
(1,36)	1:A:101:GLY:HA2	2:B:84:GLN:C	13	0.46
(1,36)	1:A:101:GLY:HA2	2:B:84:GLN:CA	13	0.46
(1,36)	1:A:101:GLY:HA2	2:B:84:GLN:CB	13	0.46
(1,36)	1:A:101:GLY:HA2	2:B:84:GLN:CD	13	0.46
(1,36)	1:A:101:GLY:HA2	2:B:84:GLN:CG	13	0.46
(1,36)	1:A:101:GLY:HA2	2:B:84:GLN:H	13	0.46
(1,36)	1:A:101:GLY:HA2	2:B:84:GLN:HA	13	0.46
(1,36)	1:A:101:GLY:HA2	2:B:84:GLN:HB2	13	0.46
(1,36)	1:A:101:GLY:HA2	2:B:84:GLN:HB3	13	0.46
(1,36)	1:A:101:GLY:HA2	2:B:84:GLN:HE21	13	0.46
(1,36)	1:A:101:GLY:HA2	2:B:84:GLN:HE22	13	0.46
(1,36)	1:A:101:GLY:HA2	2:B:84:GLN:HG2	13	0.46
(1,36)	1:A:101:GLY:HA2	2:B:84:GLN:HG3	13	0.46
(1,36)	1:A:101:GLY:HA2	2:B:84:GLN:N	13	0.46
(1,36)	1:A:101:GLY:HA2	2:B:84:GLN:NE2	13	0.46
(1,36)	1:A:101:GLY:HA2	2:B:84:GLN:O	13	0.46
(1,36)	1:A:101:GLY:HA2	2:B:84:GLN:OE1	13	0.46
(1,36)	1:A:101:GLY:HA2	2:B:97:THR:C	13	0.46
(1,36)	1:A:101:GLY:HA2	2:B:97:THR:CA	13	0.46
(1,36)	1:A:101:GLY:HA2	2:B:97:THR:CB	13	0.46
(1,36)	1:A:101:GLY:HA2	2:B:97:THR:CG2	13	0.46
(1,36)	1:A:101:GLY:HA2	2:B:97:THR:H	13	0.46
(1,36)	1:A:101:GLY:HA2	2:B:97:THR:HA	13	0.46
(1,36)	1:A:101:GLY:HA2	2:B:97:THR:HB	13	0.46
(1,36)	1:A:101:GLY:HA2	2:B:97:THR:HG1	13	0.46
(1,36)	1:A:101:GLY:HA2	2:B:97:THR:HG21	13	0.46
(1,36)	1:A:101:GLY:HA2	2:B:97:THR:HG22	13	0.46

*Continued on next page...*

*Continued from previous page...*

Key	Atom-1	Atom-2	Model ID	Violation (Å)
(1,36)	1:A:101:GLY:HA2	2:B:97:THR:HG23	13	0.46
(1,36)	1:A:101:GLY:HA2	2:B:97:THR:N	13	0.46
(1,36)	1:A:101:GLY:HA2	2:B:97:THR:O	13	0.46
(1,36)	1:A:101:GLY:HA2	2:B:97:THR:OG1	13	0.46
(1,36)	1:A:101:GLY:HA2	2:B:99:HIS:C	13	0.46
(1,36)	1:A:101:GLY:HA2	2:B:99:HIS:CA	13	0.46
(1,36)	1:A:101:GLY:HA2	2:B:99:HIS:CB	13	0.46
(1,36)	1:A:101:GLY:HA2	2:B:99:HIS:CD2	13	0.46
(1,36)	1:A:101:GLY:HA2	2:B:99:HIS:CE1	13	0.46
(1,36)	1:A:101:GLY:HA2	2:B:99:HIS:CG	13	0.46
(1,36)	1:A:101:GLY:HA2	2:B:99:HIS:H	13	0.46
(1,36)	1:A:101:GLY:HA2	2:B:99:HIS:HA	13	0.46
(1,36)	1:A:101:GLY:HA2	2:B:99:HIS:HB2	13	0.46
(1,36)	1:A:101:GLY:HA2	2:B:99:HIS:HB3	13	0.46
(1,36)	1:A:101:GLY:HA2	2:B:99:HIS:HD1	13	0.46
(1,36)	1:A:101:GLY:HA2	2:B:99:HIS:HD2	13	0.46
(1,36)	1:A:101:GLY:HA2	2:B:99:HIS:HE1	13	0.46
(1,36)	1:A:101:GLY:HA2	2:B:99:HIS:HE2	13	0.46
(1,36)	1:A:101:GLY:HA2	2:B:99:HIS:N	13	0.46
(1,36)	1:A:101:GLY:HA2	2:B:99:HIS:ND1	13	0.46
(1,36)	1:A:101:GLY:HA2	2:B:99:HIS:NE2	13	0.46
(1,36)	1:A:101:GLY:HA2	2:B:99:HIS:O	13	0.46
(1,36)	1:A:101:GLY:HA2	2:B:101:VAL:C	13	0.46
(1,36)	1:A:101:GLY:HA2	2:B:101:VAL:CA	13	0.46
(1,36)	1:A:101:GLY:HA2	2:B:101:VAL:CB	13	0.46
(1,36)	1:A:101:GLY:HA2	2:B:101:VAL:CG1	13	0.46
(1,36)	1:A:101:GLY:HA2	2:B:101:VAL:CG2	13	0.46
(1,36)	1:A:101:GLY:HA2	2:B:101:VAL:H	13	0.46
(1,36)	1:A:101:GLY:HA2	2:B:101:VAL:HA	13	0.46
(1,36)	1:A:101:GLY:HA2	2:B:101:VAL:HB	13	0.46
(1,36)	1:A:101:GLY:HA2	2:B:101:VAL:HG11	13	0.46
(1,36)	1:A:101:GLY:HA2	2:B:101:VAL:HG12	13	0.46
(1,36)	1:A:101:GLY:HA2	2:B:101:VAL:HG13	13	0.46
(1,36)	1:A:101:GLY:HA2	2:B:101:VAL:HG21	13	0.46
(1,36)	1:A:101:GLY:HA2	2:B:101:VAL:HG22	13	0.46
(1,36)	1:A:101:GLY:HA2	2:B:101:VAL:HG23	13	0.46
(1,36)	1:A:101:GLY:HA2	2:B:101:VAL:N	13	0.46
(1,36)	1:A:101:GLY:HA2	2:B:101:VAL:O	13	0.46
(1,36)	1:A:101:GLY:HA3	2:B:75:ILE:C	13	0.46
(1,36)	1:A:101:GLY:HA3	2:B:75:ILE:CA	13	0.46
(1,36)	1:A:101:GLY:HA3	2:B:75:ILE:CB	13	0.46
(1,36)	1:A:101:GLY:HA3	2:B:75:ILE:CD1	13	0.46

*Continued on next page...*

*Continued from previous page...*

Key	Atom-1	Atom-2	Model ID	Violation (Å)
(1,36)	1:A:101:GLY:HA3	2:B:75:ILE:CG1	13	0.46
(1,36)	1:A:101:GLY:HA3	2:B:75:ILE:CG2	13	0.46
(1,36)	1:A:101:GLY:HA3	2:B:75:ILE:H	13	0.46
(1,36)	1:A:101:GLY:HA3	2:B:75:ILE:HA	13	0.46
(1,36)	1:A:101:GLY:HA3	2:B:75:ILE:HB	13	0.46
(1,36)	1:A:101:GLY:HA3	2:B:75:ILE:HD11	13	0.46
(1,36)	1:A:101:GLY:HA3	2:B:75:ILE:HD12	13	0.46
(1,36)	1:A:101:GLY:HA3	2:B:75:ILE:HD13	13	0.46
(1,36)	1:A:101:GLY:HA3	2:B:75:ILE:HG12	13	0.46
(1,36)	1:A:101:GLY:HA3	2:B:75:ILE:HG13	13	0.46
(1,36)	1:A:101:GLY:HA3	2:B:75:ILE:HG21	13	0.46
(1,36)	1:A:101:GLY:HA3	2:B:75:ILE:HG22	13	0.46
(1,36)	1:A:101:GLY:HA3	2:B:75:ILE:HG23	13	0.46
(1,36)	1:A:101:GLY:HA3	2:B:75:ILE:N	13	0.46
(1,36)	1:A:101:GLY:HA3	2:B:75:ILE:O	13	0.46
(1,36)	1:A:101:GLY:HA3	2:B:77:ALA:C	13	0.46
(1,36)	1:A:101:GLY:HA3	2:B:77:ALA:CA	13	0.46
(1,36)	1:A:101:GLY:HA3	2:B:77:ALA:CB	13	0.46
(1,36)	1:A:101:GLY:HA3	2:B:77:ALA:H	13	0.46
(1,36)	1:A:101:GLY:HA3	2:B:77:ALA:HA	13	0.46
(1,36)	1:A:101:GLY:HA3	2:B:77:ALA:HB1	13	0.46
(1,36)	1:A:101:GLY:HA3	2:B:77:ALA:HB2	13	0.46
(1,36)	1:A:101:GLY:HA3	2:B:77:ALA:HB3	13	0.46
(1,36)	1:A:101:GLY:HA3	2:B:77:ALA:N	13	0.46
(1,36)	1:A:101:GLY:HA3	2:B:77:ALA:O	13	0.46
(1,36)	1:A:101:GLY:HA3	2:B:78:GLY:C	13	0.46
(1,36)	1:A:101:GLY:HA3	2:B:78:GLY:CA	13	0.46
(1,36)	1:A:101:GLY:HA3	2:B:78:GLY:H	13	0.46
(1,36)	1:A:101:GLY:HA3	2:B:78:GLY:HA2	13	0.46
(1,36)	1:A:101:GLY:HA3	2:B:78:GLY:HA3	13	0.46
(1,36)	1:A:101:GLY:HA3	2:B:78:GLY:N	13	0.46
(1,36)	1:A:101:GLY:HA3	2:B:78:GLY:O	13	0.46
(1,36)	1:A:101:GLY:HA3	2:B:79:LYS:C	13	0.46
(1,36)	1:A:101:GLY:HA3	2:B:79:LYS:CA	13	0.46
(1,36)	1:A:101:GLY:HA3	2:B:79:LYS:CB	13	0.46
(1,36)	1:A:101:GLY:HA3	2:B:79:LYS:CD	13	0.46
(1,36)	1:A:101:GLY:HA3	2:B:79:LYS:CE	13	0.46
(1,36)	1:A:101:GLY:HA3	2:B:79:LYS:CG	13	0.46
(1,36)	1:A:101:GLY:HA3	2:B:79:LYS:H	13	0.46
(1,36)	1:A:101:GLY:HA3	2:B:79:LYS:HA	13	0.46
(1,36)	1:A:101:GLY:HA3	2:B:79:LYS:HB2	13	0.46
(1,36)	1:A:101:GLY:HA3	2:B:79:LYS:HB3	13	0.46

*Continued on next page...*

*Continued from previous page...*

Key	Atom-1	Atom-2	Model ID	Violation (Å)
(1,36)	1:A:101:GLY:HA3	2:B:79:LYS:HD2	13	0.46
(1,36)	1:A:101:GLY:HA3	2:B:79:LYS:HD3	13	0.46
(1,36)	1:A:101:GLY:HA3	2:B:79:LYS:HE2	13	0.46
(1,36)	1:A:101:GLY:HA3	2:B:79:LYS:HE3	13	0.46
(1,36)	1:A:101:GLY:HA3	2:B:79:LYS:HG2	13	0.46
(1,36)	1:A:101:GLY:HA3	2:B:79:LYS:HG3	13	0.46
(1,36)	1:A:101:GLY:HA3	2:B:79:LYS:HZ1	13	0.46
(1,36)	1:A:101:GLY:HA3	2:B:79:LYS:HZ2	13	0.46
(1,36)	1:A:101:GLY:HA3	2:B:79:LYS:HZ3	13	0.46
(1,36)	1:A:101:GLY:HA3	2:B:79:LYS:N	13	0.46
(1,36)	1:A:101:GLY:HA3	2:B:79:LYS:NZ	13	0.46
(1,36)	1:A:101:GLY:HA3	2:B:79:LYS:O	13	0.46
(1,36)	1:A:101:GLY:HA3	2:B:80:ILE:C	13	0.46
(1,36)	1:A:101:GLY:HA3	2:B:80:ILE:CA	13	0.46
(1,36)	1:A:101:GLY:HA3	2:B:80:ILE:CB	13	0.46
(1,36)	1:A:101:GLY:HA3	2:B:80:ILE:CD1	13	0.46
(1,36)	1:A:101:GLY:HA3	2:B:80:ILE:CG1	13	0.46
(1,36)	1:A:101:GLY:HA3	2:B:80:ILE:CG2	13	0.46
(1,36)	1:A:101:GLY:HA3	2:B:80:ILE:H	13	0.46
(1,36)	1:A:101:GLY:HA3	2:B:80:ILE:HA	13	0.46
(1,36)	1:A:101:GLY:HA3	2:B:80:ILE:HB	13	0.46
(1,36)	1:A:101:GLY:HA3	2:B:80:ILE:HD11	13	0.46
(1,36)	1:A:101:GLY:HA3	2:B:80:ILE:HD12	13	0.46
(1,36)	1:A:101:GLY:HA3	2:B:80:ILE:HD13	13	0.46
(1,36)	1:A:101:GLY:HA3	2:B:80:ILE:HG12	13	0.46
(1,36)	1:A:101:GLY:HA3	2:B:80:ILE:HG13	13	0.46
(1,36)	1:A:101:GLY:HA3	2:B:80:ILE:HG21	13	0.46
(1,36)	1:A:101:GLY:HA3	2:B:80:ILE:HG22	13	0.46
(1,36)	1:A:101:GLY:HA3	2:B:80:ILE:HG23	13	0.46
(1,36)	1:A:101:GLY:HA3	2:B:80:ILE:N	13	0.46
(1,36)	1:A:101:GLY:HA3	2:B:80:ILE:O	13	0.46
(1,36)	1:A:101:GLY:HA3	2:B:84:GLN:C	13	0.46
(1,36)	1:A:101:GLY:HA3	2:B:84:GLN:CA	13	0.46
(1,36)	1:A:101:GLY:HA3	2:B:84:GLN:CB	13	0.46
(1,36)	1:A:101:GLY:HA3	2:B:84:GLN:CD	13	0.46
(1,36)	1:A:101:GLY:HA3	2:B:84:GLN:CG	13	0.46
(1,36)	1:A:101:GLY:HA3	2:B:84:GLN:H	13	0.46
(1,36)	1:A:101:GLY:HA3	2:B:84:GLN:HA	13	0.46
(1,36)	1:A:101:GLY:HA3	2:B:84:GLN:HB2	13	0.46
(1,36)	1:A:101:GLY:HA3	2:B:84:GLN:HB3	13	0.46
(1,36)	1:A:101:GLY:HA3	2:B:84:GLN:HE21	13	0.46
(1,36)	1:A:101:GLY:HA3	2:B:84:GLN:HE22	13	0.46

*Continued on next page...*

*Continued from previous page...*

Key	Atom-1	Atom-2	Model ID	Violation (Å)
(1,36)	1:A:101:GLY:HA3	2:B:84:GLN:HG2	13	0.46
(1,36)	1:A:101:GLY:HA3	2:B:84:GLN:HG3	13	0.46
(1,36)	1:A:101:GLY:HA3	2:B:84:GLN:N	13	0.46
(1,36)	1:A:101:GLY:HA3	2:B:84:GLN:NE2	13	0.46
(1,36)	1:A:101:GLY:HA3	2:B:84:GLN:O	13	0.46
(1,36)	1:A:101:GLY:HA3	2:B:84:GLN:OE1	13	0.46
(1,36)	1:A:101:GLY:HA3	2:B:97:THR:C	13	0.46
(1,36)	1:A:101:GLY:HA3	2:B:97:THR:CA	13	0.46
(1,36)	1:A:101:GLY:HA3	2:B:97:THR:CB	13	0.46
(1,36)	1:A:101:GLY:HA3	2:B:97:THR:CG2	13	0.46
(1,36)	1:A:101:GLY:HA3	2:B:97:THR:H	13	0.46
(1,36)	1:A:101:GLY:HA3	2:B:97:THR:HA	13	0.46
(1,36)	1:A:101:GLY:HA3	2:B:97:THR:HB	13	0.46
(1,36)	1:A:101:GLY:HA3	2:B:97:THR:HG1	13	0.46
(1,36)	1:A:101:GLY:HA3	2:B:97:THR:HG21	13	0.46
(1,36)	1:A:101:GLY:HA3	2:B:97:THR:HG22	13	0.46
(1,36)	1:A:101:GLY:HA3	2:B:97:THR:HG23	13	0.46
(1,36)	1:A:101:GLY:HA3	2:B:97:THR:N	13	0.46
(1,36)	1:A:101:GLY:HA3	2:B:97:THR:O	13	0.46
(1,36)	1:A:101:GLY:HA3	2:B:97:THR:OG1	13	0.46
(1,36)	1:A:101:GLY:HA3	2:B:99:HIS:C	13	0.46
(1,36)	1:A:101:GLY:HA3	2:B:99:HIS:CA	13	0.46
(1,36)	1:A:101:GLY:HA3	2:B:99:HIS:CB	13	0.46
(1,36)	1:A:101:GLY:HA3	2:B:99:HIS:CD2	13	0.46
(1,36)	1:A:101:GLY:HA3	2:B:99:HIS:CE1	13	0.46
(1,36)	1:A:101:GLY:HA3	2:B:99:HIS:CG	13	0.46
(1,36)	1:A:101:GLY:HA3	2:B:99:HIS:H	13	0.46
(1,36)	1:A:101:GLY:HA3	2:B:99:HIS:HA	13	0.46
(1,36)	1:A:101:GLY:HA3	2:B:99:HIS:HB2	13	0.46
(1,36)	1:A:101:GLY:HA3	2:B:99:HIS:HB3	13	0.46
(1,36)	1:A:101:GLY:HA3	2:B:99:HIS:HD1	13	0.46
(1,36)	1:A:101:GLY:HA3	2:B:99:HIS:HD2	13	0.46
(1,36)	1:A:101:GLY:HA3	2:B:99:HIS:HE1	13	0.46
(1,36)	1:A:101:GLY:HA3	2:B:99:HIS:HE2	13	0.46
(1,36)	1:A:101:GLY:HA3	2:B:99:HIS:N	13	0.46
(1,36)	1:A:101:GLY:HA3	2:B:99:HIS:ND1	13	0.46
(1,36)	1:A:101:GLY:HA3	2:B:99:HIS:NE2	13	0.46
(1,36)	1:A:101:GLY:HA3	2:B:99:HIS:O	13	0.46
(1,36)	1:A:101:GLY:HA3	2:B:101:VAL:C	13	0.46
(1,36)	1:A:101:GLY:HA3	2:B:101:VAL:CA	13	0.46
(1,36)	1:A:101:GLY:HA3	2:B:101:VAL:CB	13	0.46
(1,36)	1:A:101:GLY:HA3	2:B:101:VAL:CG1	13	0.46

*Continued on next page...*

*Continued from previous page...*

Key	Atom-1	Atom-2	Model ID	Violation (Å)
(1,36)	1:A:101:GLY:HA3	2:B:101:VAL:CG2	13	0.46
(1,36)	1:A:101:GLY:HA3	2:B:101:VAL:H	13	0.46
(1,36)	1:A:101:GLY:HA3	2:B:101:VAL:HA	13	0.46
(1,36)	1:A:101:GLY:HA3	2:B:101:VAL:HB	13	0.46
(1,36)	1:A:101:GLY:HA3	2:B:101:VAL:HG11	13	0.46
(1,36)	1:A:101:GLY:HA3	2:B:101:VAL:HG12	13	0.46
(1,36)	1:A:101:GLY:HA3	2:B:101:VAL:HG13	13	0.46
(1,36)	1:A:101:GLY:HA3	2:B:101:VAL:HG21	13	0.46
(1,36)	1:A:101:GLY:HA3	2:B:101:VAL:HG22	13	0.46
(1,36)	1:A:101:GLY:HA3	2:B:101:VAL:HG23	13	0.46
(1,36)	1:A:101:GLY:HA3	2:B:101:VAL:N	13	0.46
(1,36)	1:A:101:GLY:HA3	2:B:101:VAL:O	13	0.46
(1,36)	1:A:101:GLY:N	2:B:75:ILE:C	13	0.46
(1,36)	1:A:101:GLY:N	2:B:75:ILE:CA	13	0.46
(1,36)	1:A:101:GLY:N	2:B:75:ILE:CB	13	0.46
(1,36)	1:A:101:GLY:N	2:B:75:ILE:CD1	13	0.46
(1,36)	1:A:101:GLY:N	2:B:75:ILE:CG1	13	0.46
(1,36)	1:A:101:GLY:N	2:B:75:ILE:CG2	13	0.46
(1,36)	1:A:101:GLY:N	2:B:75:ILE:H	13	0.46
(1,36)	1:A:101:GLY:N	2:B:75:ILE:HA	13	0.46
(1,36)	1:A:101:GLY:N	2:B:75:ILE:HB	13	0.46
(1,36)	1:A:101:GLY:N	2:B:75:ILE:HD11	13	0.46
(1,36)	1:A:101:GLY:N	2:B:75:ILE:HD12	13	0.46
(1,36)	1:A:101:GLY:N	2:B:75:ILE:HD13	13	0.46
(1,36)	1:A:101:GLY:N	2:B:75:ILE:HG12	13	0.46
(1,36)	1:A:101:GLY:N	2:B:75:ILE:HG13	13	0.46
(1,36)	1:A:101:GLY:N	2:B:75:ILE:HG21	13	0.46
(1,36)	1:A:101:GLY:N	2:B:75:ILE:HG22	13	0.46
(1,36)	1:A:101:GLY:N	2:B:75:ILE:HG23	13	0.46
(1,36)	1:A:101:GLY:N	2:B:75:ILE:N	13	0.46
(1,36)	1:A:101:GLY:N	2:B:75:ILE:O	13	0.46
(1,36)	1:A:101:GLY:N	2:B:77:ALA:C	13	0.46
(1,36)	1:A:101:GLY:N	2:B:77:ALA:CA	13	0.46
(1,36)	1:A:101:GLY:N	2:B:77:ALA:CB	13	0.46
(1,36)	1:A:101:GLY:N	2:B:77:ALA:H	13	0.46
(1,36)	1:A:101:GLY:N	2:B:77:ALA:HA	13	0.46
(1,36)	1:A:101:GLY:N	2:B:77:ALA:HB1	13	0.46
(1,36)	1:A:101:GLY:N	2:B:77:ALA:HB2	13	0.46
(1,36)	1:A:101:GLY:N	2:B:77:ALA:HB3	13	0.46
(1,36)	1:A:101:GLY:N	2:B:77:ALA:N	13	0.46
(1,36)	1:A:101:GLY:N	2:B:77:ALA:O	13	0.46
(1,36)	1:A:101:GLY:N	2:B:78:GLY:C	13	0.46

*Continued on next page...*



*Continued from previous page...*

Key	Atom-1	Atom-2	Model ID	Violation (Å)
(1,36)	1:A:101:GLY:N	2:B:78:GLY:CA	13	0.46
(1,36)	1:A:101:GLY:N	2:B:78:GLY:H	13	0.46
(1,36)	1:A:101:GLY:N	2:B:78:GLY:HA2	13	0.46
(1,36)	1:A:101:GLY:N	2:B:78:GLY:HA3	13	0.46
(1,36)	1:A:101:GLY:N	2:B:78:GLY:N	13	0.46
(1,36)	1:A:101:GLY:N	2:B:78:GLY:O	13	0.46
(1,36)	1:A:101:GLY:N	2:B:79:LYS:C	13	0.46
(1,36)	1:A:101:GLY:N	2:B:79:LYS:CA	13	0.46
(1,36)	1:A:101:GLY:N	2:B:79:LYS:CB	13	0.46
(1,36)	1:A:101:GLY:N	2:B:79:LYS:CD	13	0.46
(1,36)	1:A:101:GLY:N	2:B:79:LYS:CE	13	0.46
(1,36)	1:A:101:GLY:N	2:B:79:LYS:CG	13	0.46
(1,36)	1:A:101:GLY:N	2:B:79:LYS:H	13	0.46
(1,36)	1:A:101:GLY:N	2:B:79:LYS:HA	13	0.46
(1,36)	1:A:101:GLY:N	2:B:79:LYS:HB2	13	0.46
(1,36)	1:A:101:GLY:N	2:B:79:LYS:HB3	13	0.46
(1,36)	1:A:101:GLY:N	2:B:79:LYS:HD2	13	0.46
(1,36)	1:A:101:GLY:N	2:B:79:LYS:HD3	13	0.46
(1,36)	1:A:101:GLY:N	2:B:79:LYS:HE2	13	0.46
(1,36)	1:A:101:GLY:N	2:B:79:LYS:HE3	13	0.46
(1,36)	1:A:101:GLY:N	2:B:79:LYS:HG2	13	0.46
(1,36)	1:A:101:GLY:N	2:B:79:LYS:HG3	13	0.46
(1,36)	1:A:101:GLY:N	2:B:79:LYS:HZ1	13	0.46
(1,36)	1:A:101:GLY:N	2:B:79:LYS:HZ2	13	0.46
(1,36)	1:A:101:GLY:N	2:B:79:LYS:HZ3	13	0.46
(1,36)	1:A:101:GLY:N	2:B:79:LYS:N	13	0.46
(1,36)	1:A:101:GLY:N	2:B:79:LYS:NZ	13	0.46
(1,36)	1:A:101:GLY:N	2:B:79:LYS:O	13	0.46
(1,36)	1:A:101:GLY:N	2:B:80:ILE:C	13	0.46
(1,36)	1:A:101:GLY:N	2:B:80:ILE:CA	13	0.46
(1,36)	1:A:101:GLY:N	2:B:80:ILE:CB	13	0.46
(1,36)	1:A:101:GLY:N	2:B:80:ILE:CD1	13	0.46
(1,36)	1:A:101:GLY:N	2:B:80:ILE:CG1	13	0.46
(1,36)	1:A:101:GLY:N	2:B:80:ILE:CG2	13	0.46
(1,36)	1:A:101:GLY:N	2:B:80:ILE:H	13	0.46
(1,36)	1:A:101:GLY:N	2:B:80:ILE:HA	13	0.46
(1,36)	1:A:101:GLY:N	2:B:80:ILE:HB	13	0.46
(1,36)	1:A:101:GLY:N	2:B:80:ILE:HD11	13	0.46
(1,36)	1:A:101:GLY:N	2:B:80:ILE:HD12	13	0.46
(1,36)	1:A:101:GLY:N	2:B:80:ILE:HD13	13	0.46
(1,36)	1:A:101:GLY:N	2:B:80:ILE:HG12	13	0.46
(1,36)	1:A:101:GLY:N	2:B:80:ILE:HG13	13	0.46

*Continued on next page...*

*Continued from previous page...*

Key	Atom-1	Atom-2	Model ID	Violation (Å)
(1,36)	1:A:101:GLY:N	2:B:80:ILE:HG21	13	0.46
(1,36)	1:A:101:GLY:N	2:B:80:ILE:HG22	13	0.46
(1,36)	1:A:101:GLY:N	2:B:80:ILE:HG23	13	0.46
(1,36)	1:A:101:GLY:N	2:B:80:ILE:N	13	0.46
(1,36)	1:A:101:GLY:N	2:B:80:ILE:O	13	0.46
(1,36)	1:A:101:GLY:N	2:B:84:GLN:C	13	0.46
(1,36)	1:A:101:GLY:N	2:B:84:GLN:CA	13	0.46
(1,36)	1:A:101:GLY:N	2:B:84:GLN:CB	13	0.46
(1,36)	1:A:101:GLY:N	2:B:84:GLN:CD	13	0.46
(1,36)	1:A:101:GLY:N	2:B:84:GLN:CG	13	0.46
(1,36)	1:A:101:GLY:N	2:B:84:GLN:H	13	0.46
(1,36)	1:A:101:GLY:N	2:B:84:GLN:HA	13	0.46
(1,36)	1:A:101:GLY:N	2:B:84:GLN:HB2	13	0.46
(1,36)	1:A:101:GLY:N	2:B:84:GLN:HB3	13	0.46
(1,36)	1:A:101:GLY:N	2:B:84:GLN:HE21	13	0.46
(1,36)	1:A:101:GLY:N	2:B:84:GLN:HE22	13	0.46
(1,36)	1:A:101:GLY:N	2:B:84:GLN:HG2	13	0.46
(1,36)	1:A:101:GLY:N	2:B:84:GLN:HG3	13	0.46
(1,36)	1:A:101:GLY:N	2:B:84:GLN:N	13	0.46
(1,36)	1:A:101:GLY:N	2:B:84:GLN:NE2	13	0.46
(1,36)	1:A:101:GLY:N	2:B:84:GLN:O	13	0.46
(1,36)	1:A:101:GLY:N	2:B:84:GLN:OE1	13	0.46
(1,36)	1:A:101:GLY:N	2:B:97:THR:C	13	0.46
(1,36)	1:A:101:GLY:N	2:B:97:THR:CA	13	0.46
(1,36)	1:A:101:GLY:N	2:B:97:THR:CB	13	0.46
(1,36)	1:A:101:GLY:N	2:B:97:THR:CG2	13	0.46
(1,36)	1:A:101:GLY:N	2:B:97:THR:H	13	0.46
(1,36)	1:A:101:GLY:N	2:B:97:THR:HA	13	0.46
(1,36)	1:A:101:GLY:N	2:B:97:THR:HB	13	0.46
(1,36)	1:A:101:GLY:N	2:B:97:THR:HG1	13	0.46
(1,36)	1:A:101:GLY:N	2:B:97:THR:HG21	13	0.46
(1,36)	1:A:101:GLY:N	2:B:97:THR:HG22	13	0.46
(1,36)	1:A:101:GLY:N	2:B:97:THR:HG23	13	0.46
(1,36)	1:A:101:GLY:N	2:B:97:THR:N	13	0.46
(1,36)	1:A:101:GLY:N	2:B:97:THR:O	13	0.46
(1,36)	1:A:101:GLY:N	2:B:97:THR:OG1	13	0.46
(1,36)	1:A:101:GLY:N	2:B:99:HIS:C	13	0.46
(1,36)	1:A:101:GLY:N	2:B:99:HIS:CA	13	0.46
(1,36)	1:A:101:GLY:N	2:B:99:HIS:CB	13	0.46
(1,36)	1:A:101:GLY:N	2:B:99:HIS:CD2	13	0.46
(1,36)	1:A:101:GLY:N	2:B:99:HIS:CE1	13	0.46
(1,36)	1:A:101:GLY:N	2:B:99:HIS:CG	13	0.46

*Continued on next page...*

*Continued from previous page...*

Key	Atom-1	Atom-2	Model ID	Violation (Å)
(1,36)	1:A:101:GLY:N	2:B:99:HIS:H	13	0.46
(1,36)	1:A:101:GLY:N	2:B:99:HIS:HA	13	0.46
(1,36)	1:A:101:GLY:N	2:B:99:HIS:HB2	13	0.46
(1,36)	1:A:101:GLY:N	2:B:99:HIS:HB3	13	0.46
(1,36)	1:A:101:GLY:N	2:B:99:HIS:HD1	13	0.46
(1,36)	1:A:101:GLY:N	2:B:99:HIS:HD2	13	0.46
(1,36)	1:A:101:GLY:N	2:B:99:HIS:HE1	13	0.46
(1,36)	1:A:101:GLY:N	2:B:99:HIS:HE2	13	0.46
(1,36)	1:A:101:GLY:N	2:B:99:HIS:N	13	0.46
(1,36)	1:A:101:GLY:N	2:B:99:HIS:ND1	13	0.46
(1,36)	1:A:101:GLY:N	2:B:99:HIS:NE2	13	0.46
(1,36)	1:A:101:GLY:N	2:B:99:HIS:O	13	0.46
(1,36)	1:A:101:GLY:N	2:B:101:VAL:C	13	0.46
(1,36)	1:A:101:GLY:N	2:B:101:VAL:CA	13	0.46
(1,36)	1:A:101:GLY:N	2:B:101:VAL:CB	13	0.46
(1,36)	1:A:101:GLY:N	2:B:101:VAL:CG1	13	0.46
(1,36)	1:A:101:GLY:N	2:B:101:VAL:CG2	13	0.46
(1,36)	1:A:101:GLY:N	2:B:101:VAL:H	13	0.46
(1,36)	1:A:101:GLY:N	2:B:101:VAL:HA	13	0.46
(1,36)	1:A:101:GLY:N	2:B:101:VAL:HB	13	0.46
(1,36)	1:A:101:GLY:N	2:B:101:VAL:HG11	13	0.46
(1,36)	1:A:101:GLY:N	2:B:101:VAL:HG12	13	0.46
(1,36)	1:A:101:GLY:N	2:B:101:VAL:HG13	13	0.46
(1,36)	1:A:101:GLY:N	2:B:101:VAL:HG21	13	0.46
(1,36)	1:A:101:GLY:N	2:B:101:VAL:HG22	13	0.46
(1,36)	1:A:101:GLY:N	2:B:101:VAL:HG23	13	0.46
(1,36)	1:A:101:GLY:N	2:B:101:VAL:N	13	0.46
(1,36)	1:A:101:GLY:N	2:B:101:VAL:O	13	0.46
(1,36)	1:A:101:GLY:O	2:B:75:ILE:C	13	0.46
(1,36)	1:A:101:GLY:O	2:B:75:ILE:CA	13	0.46
(1,36)	1:A:101:GLY:O	2:B:75:ILE:CB	13	0.46
(1,36)	1:A:101:GLY:O	2:B:75:ILE:CD1	13	0.46
(1,36)	1:A:101:GLY:O	2:B:75:ILE:CG1	13	0.46
(1,36)	1:A:101:GLY:O	2:B:75:ILE:CG2	13	0.46
(1,36)	1:A:101:GLY:O	2:B:75:ILE:H	13	0.46
(1,36)	1:A:101:GLY:O	2:B:75:ILE:HA	13	0.46
(1,36)	1:A:101:GLY:O	2:B:75:ILE:HB	13	0.46
(1,36)	1:A:101:GLY:O	2:B:75:ILE:HD11	13	0.46
(1,36)	1:A:101:GLY:O	2:B:75:ILE:HD12	13	0.46
(1,36)	1:A:101:GLY:O	2:B:75:ILE:HD13	13	0.46
(1,36)	1:A:101:GLY:O	2:B:75:ILE:HG12	13	0.46
(1,36)	1:A:101:GLY:O	2:B:75:ILE:HG13	13	0.46

*Continued on next page...*

*Continued from previous page...*

Key	Atom-1	Atom-2	Model ID	Violation (Å)
(1,36)	1:A:101:GLY:O	2:B:75:ILE:HG21	13	0.46
(1,36)	1:A:101:GLY:O	2:B:75:ILE:HG22	13	0.46
(1,36)	1:A:101:GLY:O	2:B:75:ILE:HG23	13	0.46
(1,36)	1:A:101:GLY:O	2:B:75:ILE:N	13	0.46
(1,36)	1:A:101:GLY:O	2:B:75:ILE:O	13	0.46
(1,36)	1:A:101:GLY:O	2:B:77:ALA:C	13	0.46
(1,36)	1:A:101:GLY:O	2:B:77:ALA:CA	13	0.46
(1,36)	1:A:101:GLY:O	2:B:77:ALA:CB	13	0.46
(1,36)	1:A:101:GLY:O	2:B:77:ALA:H	13	0.46
(1,36)	1:A:101:GLY:O	2:B:77:ALA:HA	13	0.46
(1,36)	1:A:101:GLY:O	2:B:77:ALA:HB1	13	0.46
(1,36)	1:A:101:GLY:O	2:B:77:ALA:HB2	13	0.46
(1,36)	1:A:101:GLY:O	2:B:77:ALA:HB3	13	0.46
(1,36)	1:A:101:GLY:O	2:B:77:ALA:N	13	0.46
(1,36)	1:A:101:GLY:O	2:B:77:ALA:O	13	0.46
(1,36)	1:A:101:GLY:O	2:B:78:GLY:C	13	0.46
(1,36)	1:A:101:GLY:O	2:B:78:GLY:CA	13	0.46
(1,36)	1:A:101:GLY:O	2:B:78:GLY:H	13	0.46
(1,36)	1:A:101:GLY:O	2:B:78:GLY:HA2	13	0.46
(1,36)	1:A:101:GLY:O	2:B:78:GLY:HA3	13	0.46
(1,36)	1:A:101:GLY:O	2:B:78:GLY:N	13	0.46
(1,36)	1:A:101:GLY:O	2:B:78:GLY:O	13	0.46
(1,36)	1:A:101:GLY:O	2:B:79:LYS:C	13	0.46
(1,36)	1:A:101:GLY:O	2:B:79:LYS:CA	13	0.46
(1,36)	1:A:101:GLY:O	2:B:79:LYS:CB	13	0.46
(1,36)	1:A:101:GLY:O	2:B:79:LYS:CD	13	0.46
(1,36)	1:A:101:GLY:O	2:B:79:LYS:CE	13	0.46
(1,36)	1:A:101:GLY:O	2:B:79:LYS:CG	13	0.46
(1,36)	1:A:101:GLY:O	2:B:79:LYS:H	13	0.46
(1,36)	1:A:101:GLY:O	2:B:79:LYS:HA	13	0.46
(1,36)	1:A:101:GLY:O	2:B:79:LYS:HB2	13	0.46
(1,36)	1:A:101:GLY:O	2:B:79:LYS:HB3	13	0.46
(1,36)	1:A:101:GLY:O	2:B:79:LYS:HD2	13	0.46
(1,36)	1:A:101:GLY:O	2:B:79:LYS:HD3	13	0.46
(1,36)	1:A:101:GLY:O	2:B:79:LYS:HE2	13	0.46
(1,36)	1:A:101:GLY:O	2:B:79:LYS:HE3	13	0.46
(1,36)	1:A:101:GLY:O	2:B:79:LYS:HG2	13	0.46
(1,36)	1:A:101:GLY:O	2:B:79:LYS:HG3	13	0.46
(1,36)	1:A:101:GLY:O	2:B:79:LYS:HZ1	13	0.46
(1,36)	1:A:101:GLY:O	2:B:79:LYS:HZ2	13	0.46
(1,36)	1:A:101:GLY:O	2:B:79:LYS:HZ3	13	0.46
(1,36)	1:A:101:GLY:O	2:B:79:LYS:N	13	0.46

*Continued on next page...*

*Continued from previous page...*

Key	Atom-1	Atom-2	Model ID	Violation (Å)
(1,36)	1:A:101:GLY:O	2:B:79:LYS:NZ	13	0.46
(1,36)	1:A:101:GLY:O	2:B:79:LYS:O	13	0.46
(1,36)	1:A:101:GLY:O	2:B:80:ILE:C	13	0.46
(1,36)	1:A:101:GLY:O	2:B:80:ILE:CA	13	0.46
(1,36)	1:A:101:GLY:O	2:B:80:ILE:CB	13	0.46
(1,36)	1:A:101:GLY:O	2:B:80:ILE:CD1	13	0.46
(1,36)	1:A:101:GLY:O	2:B:80:ILE:CG1	13	0.46
(1,36)	1:A:101:GLY:O	2:B:80:ILE:CG2	13	0.46
(1,36)	1:A:101:GLY:O	2:B:80:ILE:H	13	0.46
(1,36)	1:A:101:GLY:O	2:B:80:ILE:HA	13	0.46
(1,36)	1:A:101:GLY:O	2:B:80:ILE:HB	13	0.46
(1,36)	1:A:101:GLY:O	2:B:80:ILE:HD11	13	0.46
(1,36)	1:A:101:GLY:O	2:B:80:ILE:HD12	13	0.46
(1,36)	1:A:101:GLY:O	2:B:80:ILE:HD13	13	0.46
(1,36)	1:A:101:GLY:O	2:B:80:ILE:HG12	13	0.46
(1,36)	1:A:101:GLY:O	2:B:80:ILE:HG13	13	0.46
(1,36)	1:A:101:GLY:O	2:B:80:ILE:HG21	13	0.46
(1,36)	1:A:101:GLY:O	2:B:80:ILE:HG22	13	0.46
(1,36)	1:A:101:GLY:O	2:B:80:ILE:HG23	13	0.46
(1,36)	1:A:101:GLY:O	2:B:80:ILE:N	13	0.46
(1,36)	1:A:101:GLY:O	2:B:80:ILE:O	13	0.46
(1,36)	1:A:101:GLY:O	2:B:84:GLN:C	13	0.46
(1,36)	1:A:101:GLY:O	2:B:84:GLN:CA	13	0.46
(1,36)	1:A:101:GLY:O	2:B:84:GLN:CB	13	0.46
(1,36)	1:A:101:GLY:O	2:B:84:GLN:CD	13	0.46
(1,36)	1:A:101:GLY:O	2:B:84:GLN:CG	13	0.46
(1,36)	1:A:101:GLY:O	2:B:84:GLN:H	13	0.46
(1,36)	1:A:101:GLY:O	2:B:84:GLN:HA	13	0.46
(1,36)	1:A:101:GLY:O	2:B:84:GLN:HB2	13	0.46
(1,36)	1:A:101:GLY:O	2:B:84:GLN:HB3	13	0.46
(1,36)	1:A:101:GLY:O	2:B:84:GLN:HE21	13	0.46
(1,36)	1:A:101:GLY:O	2:B:84:GLN:HE22	13	0.46
(1,36)	1:A:101:GLY:O	2:B:84:GLN:HG2	13	0.46
(1,36)	1:A:101:GLY:O	2:B:84:GLN:HG3	13	0.46
(1,36)	1:A:101:GLY:O	2:B:84:GLN:N	13	0.46
(1,36)	1:A:101:GLY:O	2:B:84:GLN:NE2	13	0.46
(1,36)	1:A:101:GLY:O	2:B:84:GLN:O	13	0.46
(1,36)	1:A:101:GLY:O	2:B:84:GLN:OE1	13	0.46
(1,36)	1:A:101:GLY:O	2:B:97:THR:C	13	0.46
(1,36)	1:A:101:GLY:O	2:B:97:THR:CA	13	0.46
(1,36)	1:A:101:GLY:O	2:B:97:THR:CB	13	0.46
(1,36)	1:A:101:GLY:O	2:B:97:THR:CG2	13	0.46

*Continued on next page...*

*Continued from previous page...*

Key	Atom-1	Atom-2	Model ID	Violation (Å)
(1,36)	1:A:101:GLY:O	2:B:97:THR:H	13	0.46
(1,36)	1:A:101:GLY:O	2:B:97:THR:HA	13	0.46
(1,36)	1:A:101:GLY:O	2:B:97:THR:HB	13	0.46
(1,36)	1:A:101:GLY:O	2:B:97:THR:HG1	13	0.46
(1,36)	1:A:101:GLY:O	2:B:97:THR:HG21	13	0.46
(1,36)	1:A:101:GLY:O	2:B:97:THR:HG22	13	0.46
(1,36)	1:A:101:GLY:O	2:B:97:THR:HG23	13	0.46
(1,36)	1:A:101:GLY:O	2:B:97:THR:N	13	0.46
(1,36)	1:A:101:GLY:O	2:B:97:THR:O	13	0.46
(1,36)	1:A:101:GLY:O	2:B:97:THR:OG1	13	0.46
(1,36)	1:A:101:GLY:O	2:B:99:HIS:C	13	0.46
(1,36)	1:A:101:GLY:O	2:B:99:HIS:CA	13	0.46
(1,36)	1:A:101:GLY:O	2:B:99:HIS:CB	13	0.46
(1,36)	1:A:101:GLY:O	2:B:99:HIS:CD2	13	0.46
(1,36)	1:A:101:GLY:O	2:B:99:HIS:CE1	13	0.46
(1,36)	1:A:101:GLY:O	2:B:99:HIS:CG	13	0.46
(1,36)	1:A:101:GLY:O	2:B:99:HIS:H	13	0.46
(1,36)	1:A:101:GLY:O	2:B:99:HIS:HA	13	0.46
(1,36)	1:A:101:GLY:O	2:B:99:HIS:HB2	13	0.46
(1,36)	1:A:101:GLY:O	2:B:99:HIS:HB3	13	0.46
(1,36)	1:A:101:GLY:O	2:B:99:HIS:HD1	13	0.46
(1,36)	1:A:101:GLY:O	2:B:99:HIS:HD2	13	0.46
(1,36)	1:A:101:GLY:O	2:B:99:HIS:HE1	13	0.46
(1,36)	1:A:101:GLY:O	2:B:99:HIS:HE2	13	0.46
(1,36)	1:A:101:GLY:O	2:B:99:HIS:N	13	0.46
(1,36)	1:A:101:GLY:O	2:B:99:HIS:ND1	13	0.46
(1,36)	1:A:101:GLY:O	2:B:99:HIS:NE2	13	0.46
(1,36)	1:A:101:GLY:O	2:B:99:HIS:O	13	0.46
(1,36)	1:A:101:GLY:O	2:B:101:VAL:C	13	0.46
(1,36)	1:A:101:GLY:O	2:B:101:VAL:CA	13	0.46
(1,36)	1:A:101:GLY:O	2:B:101:VAL:CB	13	0.46
(1,36)	1:A:101:GLY:O	2:B:101:VAL:CG1	13	0.46
(1,36)	1:A:101:GLY:O	2:B:101:VAL:CG2	13	0.46
(1,36)	1:A:101:GLY:O	2:B:101:VAL:H	13	0.46
(1,36)	1:A:101:GLY:O	2:B:101:VAL:HA	13	0.46
(1,36)	1:A:101:GLY:O	2:B:101:VAL:HB	13	0.46
(1,36)	1:A:101:GLY:O	2:B:101:VAL:HG11	13	0.46
(1,36)	1:A:101:GLY:O	2:B:101:VAL:HG12	13	0.46
(1,36)	1:A:101:GLY:O	2:B:101:VAL:HG13	13	0.46
(1,36)	1:A:101:GLY:O	2:B:101:VAL:HG21	13	0.46
(1,36)	1:A:101:GLY:O	2:B:101:VAL:HG22	13	0.46
(1,36)	1:A:101:GLY:O	2:B:101:VAL:HG23	13	0.46

*Continued on next page...*

*Continued from previous page...*

Key	Atom-1	Atom-2	Model ID	Violation (Å)
(1,36)	1:A:101:GLY:O	2:B:101:VAL:N	13	0.46
(1,36)	1:A:101:GLY:O	2:B:101:VAL:O	13	0.46
(1,36)	1:A:101:GLY:C	2:B:75:ILE:C	9	0.34
(1,36)	1:A:101:GLY:C	2:B:75:ILE:CA	9	0.34
(1,36)	1:A:101:GLY:C	2:B:75:ILE:CB	9	0.34
(1,36)	1:A:101:GLY:C	2:B:75:ILE:CD1	9	0.34
(1,36)	1:A:101:GLY:C	2:B:75:ILE:CG1	9	0.34
(1,36)	1:A:101:GLY:C	2:B:75:ILE:CG2	9	0.34
(1,36)	1:A:101:GLY:C	2:B:75:ILE:H	9	0.34
(1,36)	1:A:101:GLY:C	2:B:75:ILE:HA	9	0.34
(1,36)	1:A:101:GLY:C	2:B:75:ILE:HB	9	0.34
(1,36)	1:A:101:GLY:C	2:B:75:ILE:HD11	9	0.34
(1,36)	1:A:101:GLY:C	2:B:75:ILE:HD12	9	0.34
(1,36)	1:A:101:GLY:C	2:B:75:ILE:HD13	9	0.34
(1,36)	1:A:101:GLY:C	2:B:75:ILE:HG12	9	0.34
(1,36)	1:A:101:GLY:C	2:B:75:ILE:HG13	9	0.34
(1,36)	1:A:101:GLY:C	2:B:75:ILE:HG21	9	0.34
(1,36)	1:A:101:GLY:C	2:B:75:ILE:HG22	9	0.34
(1,36)	1:A:101:GLY:C	2:B:75:ILE:HG23	9	0.34
(1,36)	1:A:101:GLY:C	2:B:75:ILE:N	9	0.34
(1,36)	1:A:101:GLY:C	2:B:75:ILE:O	9	0.34
(1,36)	1:A:101:GLY:C	2:B:77:ALA:C	9	0.34
(1,36)	1:A:101:GLY:C	2:B:77:ALA:CA	9	0.34
(1,36)	1:A:101:GLY:C	2:B:77:ALA:CB	9	0.34
(1,36)	1:A:101:GLY:C	2:B:77:ALA:H	9	0.34
(1,36)	1:A:101:GLY:C	2:B:77:ALA:HA	9	0.34
(1,36)	1:A:101:GLY:C	2:B:77:ALA:HB1	9	0.34
(1,36)	1:A:101:GLY:C	2:B:77:ALA:HB2	9	0.34
(1,36)	1:A:101:GLY:C	2:B:77:ALA:HB3	9	0.34
(1,36)	1:A:101:GLY:C	2:B:77:ALA:N	9	0.34
(1,36)	1:A:101:GLY:C	2:B:77:ALA:O	9	0.34
(1,36)	1:A:101:GLY:C	2:B:78:GLY:C	9	0.34
(1,36)	1:A:101:GLY:C	2:B:78:GLY:CA	9	0.34
(1,36)	1:A:101:GLY:C	2:B:78:GLY:H	9	0.34
(1,36)	1:A:101:GLY:C	2:B:78:GLY:HA2	9	0.34
(1,36)	1:A:101:GLY:C	2:B:78:GLY:HA3	9	0.34
(1,36)	1:A:101:GLY:C	2:B:78:GLY:N	9	0.34
(1,36)	1:A:101:GLY:C	2:B:78:GLY:O	9	0.34
(1,36)	1:A:101:GLY:C	2:B:79:LYS:C	9	0.34
(1,36)	1:A:101:GLY:C	2:B:79:LYS:CA	9	0.34
(1,36)	1:A:101:GLY:C	2:B:79:LYS:CB	9	0.34
(1,36)	1:A:101:GLY:C	2:B:79:LYS:CD	9	0.34

*Continued on next page...*

*Continued from previous page...*

Key	Atom-1	Atom-2	Model ID	Violation (Å)
(1,36)	1:A:101:GLY:C	2:B:79:LYS:CE	9	0.34
(1,36)	1:A:101:GLY:C	2:B:79:LYS:CG	9	0.34
(1,36)	1:A:101:GLY:C	2:B:79:LYS:H	9	0.34
(1,36)	1:A:101:GLY:C	2:B:79:LYS:HA	9	0.34
(1,36)	1:A:101:GLY:C	2:B:79:LYS:HB2	9	0.34
(1,36)	1:A:101:GLY:C	2:B:79:LYS:HB3	9	0.34
(1,36)	1:A:101:GLY:C	2:B:79:LYS:HD2	9	0.34
(1,36)	1:A:101:GLY:C	2:B:79:LYS:HD3	9	0.34
(1,36)	1:A:101:GLY:C	2:B:79:LYS:HE2	9	0.34
(1,36)	1:A:101:GLY:C	2:B:79:LYS:HE3	9	0.34
(1,36)	1:A:101:GLY:C	2:B:79:LYS:HG2	9	0.34
(1,36)	1:A:101:GLY:C	2:B:79:LYS:HG3	9	0.34
(1,36)	1:A:101:GLY:C	2:B:79:LYS:HZ1	9	0.34
(1,36)	1:A:101:GLY:C	2:B:79:LYS:HZ2	9	0.34
(1,36)	1:A:101:GLY:C	2:B:79:LYS:HZ3	9	0.34
(1,36)	1:A:101:GLY:C	2:B:79:LYS:N	9	0.34
(1,36)	1:A:101:GLY:C	2:B:79:LYS:NZ	9	0.34
(1,36)	1:A:101:GLY:C	2:B:79:LYS:O	9	0.34
(1,36)	1:A:101:GLY:C	2:B:80:ILE:C	9	0.34
(1,36)	1:A:101:GLY:C	2:B:80:ILE:CA	9	0.34
(1,36)	1:A:101:GLY:C	2:B:80:ILE:CB	9	0.34
(1,36)	1:A:101:GLY:C	2:B:80:ILE:CD1	9	0.34
(1,36)	1:A:101:GLY:C	2:B:80:ILE:CG1	9	0.34
(1,36)	1:A:101:GLY:C	2:B:80:ILE:CG2	9	0.34
(1,36)	1:A:101:GLY:C	2:B:80:ILE:H	9	0.34
(1,36)	1:A:101:GLY:C	2:B:80:ILE:HA	9	0.34
(1,36)	1:A:101:GLY:C	2:B:80:ILE:HB	9	0.34
(1,36)	1:A:101:GLY:C	2:B:80:ILE:HD11	9	0.34
(1,36)	1:A:101:GLY:C	2:B:80:ILE:HD12	9	0.34
(1,36)	1:A:101:GLY:C	2:B:80:ILE:HD13	9	0.34
(1,36)	1:A:101:GLY:C	2:B:80:ILE:HG12	9	0.34
(1,36)	1:A:101:GLY:C	2:B:80:ILE:HG13	9	0.34
(1,36)	1:A:101:GLY:C	2:B:80:ILE:HG21	9	0.34
(1,36)	1:A:101:GLY:C	2:B:80:ILE:HG22	9	0.34
(1,36)	1:A:101:GLY:C	2:B:80:ILE:HG23	9	0.34
(1,36)	1:A:101:GLY:C	2:B:80:ILE:N	9	0.34
(1,36)	1:A:101:GLY:C	2:B:80:ILE:O	9	0.34
(1,36)	1:A:101:GLY:C	2:B:84:GLN:C	9	0.34
(1,36)	1:A:101:GLY:C	2:B:84:GLN:CA	9	0.34
(1,36)	1:A:101:GLY:C	2:B:84:GLN:CB	9	0.34
(1,36)	1:A:101:GLY:C	2:B:84:GLN:CD	9	0.34
(1,36)	1:A:101:GLY:C	2:B:84:GLN:CG	9	0.34

*Continued on next page...*



*Continued from previous page...*

Key	Atom-1	Atom-2	Model ID	Violation (Å)
(1,36)	1:A:101:GLY:C	2:B:84:GLN:H	9	0.34
(1,36)	1:A:101:GLY:C	2:B:84:GLN:HA	9	0.34
(1,36)	1:A:101:GLY:C	2:B:84:GLN:HB2	9	0.34
(1,36)	1:A:101:GLY:C	2:B:84:GLN:HB3	9	0.34
(1,36)	1:A:101:GLY:C	2:B:84:GLN:HE21	9	0.34
(1,36)	1:A:101:GLY:C	2:B:84:GLN:HE22	9	0.34
(1,36)	1:A:101:GLY:C	2:B:84:GLN:HG2	9	0.34
(1,36)	1:A:101:GLY:C	2:B:84:GLN:HG3	9	0.34
(1,36)	1:A:101:GLY:C	2:B:84:GLN:N	9	0.34
(1,36)	1:A:101:GLY:C	2:B:84:GLN:NE2	9	0.34
(1,36)	1:A:101:GLY:C	2:B:84:GLN:O	9	0.34
(1,36)	1:A:101:GLY:C	2:B:84:GLN:OE1	9	0.34
(1,36)	1:A:101:GLY:C	2:B:97:THR:C	9	0.34
(1,36)	1:A:101:GLY:C	2:B:97:THR:CA	9	0.34
(1,36)	1:A:101:GLY:C	2:B:97:THR:CB	9	0.34
(1,36)	1:A:101:GLY:C	2:B:97:THR:CG2	9	0.34
(1,36)	1:A:101:GLY:C	2:B:97:THR:H	9	0.34
(1,36)	1:A:101:GLY:C	2:B:97:THR:HA	9	0.34
(1,36)	1:A:101:GLY:C	2:B:97:THR:HB	9	0.34
(1,36)	1:A:101:GLY:C	2:B:97:THR:HG1	9	0.34
(1,36)	1:A:101:GLY:C	2:B:97:THR:HG21	9	0.34
(1,36)	1:A:101:GLY:C	2:B:97:THR:HG22	9	0.34
(1,36)	1:A:101:GLY:C	2:B:97:THR:HG23	9	0.34
(1,36)	1:A:101:GLY:C	2:B:97:THR:N	9	0.34
(1,36)	1:A:101:GLY:C	2:B:97:THR:O	9	0.34
(1,36)	1:A:101:GLY:C	2:B:97:THR:OG1	9	0.34
(1,36)	1:A:101:GLY:C	2:B:99:HIS:C	9	0.34
(1,36)	1:A:101:GLY:C	2:B:99:HIS:CA	9	0.34
(1,36)	1:A:101:GLY:C	2:B:99:HIS:CB	9	0.34
(1,36)	1:A:101:GLY:C	2:B:99:HIS:CD2	9	0.34
(1,36)	1:A:101:GLY:C	2:B:99:HIS:CE1	9	0.34
(1,36)	1:A:101:GLY:C	2:B:99:HIS:CG	9	0.34
(1,36)	1:A:101:GLY:C	2:B:99:HIS:H	9	0.34
(1,36)	1:A:101:GLY:C	2:B:99:HIS:HA	9	0.34
(1,36)	1:A:101:GLY:C	2:B:99:HIS:HB2	9	0.34
(1,36)	1:A:101:GLY:C	2:B:99:HIS:HB3	9	0.34
(1,36)	1:A:101:GLY:C	2:B:99:HIS:HD1	9	0.34
(1,36)	1:A:101:GLY:C	2:B:99:HIS:HD2	9	0.34
(1,36)	1:A:101:GLY:C	2:B:99:HIS:HE1	9	0.34
(1,36)	1:A:101:GLY:C	2:B:99:HIS:HE2	9	0.34
(1,36)	1:A:101:GLY:C	2:B:99:HIS:N	9	0.34
(1,36)	1:A:101:GLY:C	2:B:99:HIS:ND1	9	0.34

*Continued on next page...*

*Continued from previous page...*

Key	Atom-1	Atom-2	Model ID	Violation (Å)
(1,36)	1:A:101:GLY:C	2:B:99:HIS:NE2	9	0.34
(1,36)	1:A:101:GLY:C	2:B:99:HIS:O	9	0.34
(1,36)	1:A:101:GLY:C	2:B:101:VAL:C	9	0.34
(1,36)	1:A:101:GLY:C	2:B:101:VAL:CA	9	0.34
(1,36)	1:A:101:GLY:C	2:B:101:VAL:CB	9	0.34
(1,36)	1:A:101:GLY:C	2:B:101:VAL:CG1	9	0.34
(1,36)	1:A:101:GLY:C	2:B:101:VAL:CG2	9	0.34
(1,36)	1:A:101:GLY:C	2:B:101:VAL:H	9	0.34
(1,36)	1:A:101:GLY:C	2:B:101:VAL:HA	9	0.34
(1,36)	1:A:101:GLY:C	2:B:101:VAL:HB	9	0.34
(1,36)	1:A:101:GLY:C	2:B:101:VAL:HG11	9	0.34
(1,36)	1:A:101:GLY:C	2:B:101:VAL:HG12	9	0.34
(1,36)	1:A:101:GLY:C	2:B:101:VAL:HG13	9	0.34
(1,36)	1:A:101:GLY:C	2:B:101:VAL:HG21	9	0.34
(1,36)	1:A:101:GLY:C	2:B:101:VAL:HG22	9	0.34
(1,36)	1:A:101:GLY:C	2:B:101:VAL:HG23	9	0.34
(1,36)	1:A:101:GLY:C	2:B:101:VAL:N	9	0.34
(1,36)	1:A:101:GLY:C	2:B:101:VAL:O	9	0.34
(1,36)	1:A:101:GLY:CA	2:B:75:ILE:C	9	0.34
(1,36)	1:A:101:GLY:CA	2:B:75:ILE:CA	9	0.34
(1,36)	1:A:101:GLY:CA	2:B:75:ILE:CB	9	0.34
(1,36)	1:A:101:GLY:CA	2:B:75:ILE:CD1	9	0.34
(1,36)	1:A:101:GLY:CA	2:B:75:ILE:CG1	9	0.34
(1,36)	1:A:101:GLY:CA	2:B:75:ILE:CG2	9	0.34
(1,36)	1:A:101:GLY:CA	2:B:75:ILE:H	9	0.34
(1,36)	1:A:101:GLY:CA	2:B:75:ILE:HA	9	0.34
(1,36)	1:A:101:GLY:CA	2:B:75:ILE:HB	9	0.34
(1,36)	1:A:101:GLY:CA	2:B:75:ILE:HD11	9	0.34
(1,36)	1:A:101:GLY:CA	2:B:75:ILE:HD12	9	0.34
(1,36)	1:A:101:GLY:CA	2:B:75:ILE:HD13	9	0.34
(1,36)	1:A:101:GLY:CA	2:B:75:ILE:HG12	9	0.34
(1,36)	1:A:101:GLY:CA	2:B:75:ILE:HG13	9	0.34
(1,36)	1:A:101:GLY:CA	2:B:75:ILE:HG21	9	0.34
(1,36)	1:A:101:GLY:CA	2:B:75:ILE:HG22	9	0.34
(1,36)	1:A:101:GLY:CA	2:B:75:ILE:HG23	9	0.34
(1,36)	1:A:101:GLY:CA	2:B:75:ILE:N	9	0.34
(1,36)	1:A:101:GLY:CA	2:B:75:ILE:O	9	0.34
(1,36)	1:A:101:GLY:CA	2:B:77:ALA:C	9	0.34
(1,36)	1:A:101:GLY:CA	2:B:77:ALA:CA	9	0.34
(1,36)	1:A:101:GLY:CA	2:B:77:ALA:CB	9	0.34
(1,36)	1:A:101:GLY:CA	2:B:77:ALA:H	9	0.34
(1,36)	1:A:101:GLY:CA	2:B:77:ALA:HA	9	0.34

*Continued on next page...*

*Continued from previous page...*

Key	Atom-1	Atom-2	Model ID	Violation (Å)
(1,36)	1:A:101:GLY:CA	2:B:77:ALA:HB1	9	0.34
(1,36)	1:A:101:GLY:CA	2:B:77:ALA:HB2	9	0.34
(1,36)	1:A:101:GLY:CA	2:B:77:ALA:HB3	9	0.34
(1,36)	1:A:101:GLY:CA	2:B:77:ALA:N	9	0.34
(1,36)	1:A:101:GLY:CA	2:B:77:ALA:O	9	0.34
(1,36)	1:A:101:GLY:CA	2:B:78:GLY:C	9	0.34
(1,36)	1:A:101:GLY:CA	2:B:78:GLY:CA	9	0.34
(1,36)	1:A:101:GLY:CA	2:B:78:GLY:H	9	0.34
(1,36)	1:A:101:GLY:CA	2:B:78:GLY:HA2	9	0.34
(1,36)	1:A:101:GLY:CA	2:B:78:GLY:HA3	9	0.34
(1,36)	1:A:101:GLY:CA	2:B:78:GLY:N	9	0.34
(1,36)	1:A:101:GLY:CA	2:B:78:GLY:O	9	0.34
(1,36)	1:A:101:GLY:CA	2:B:79:LYS:C	9	0.34
(1,36)	1:A:101:GLY:CA	2:B:79:LYS:CA	9	0.34
(1,36)	1:A:101:GLY:CA	2:B:79:LYS:CB	9	0.34
(1,36)	1:A:101:GLY:CA	2:B:79:LYS:CD	9	0.34
(1,36)	1:A:101:GLY:CA	2:B:79:LYS:CE	9	0.34
(1,36)	1:A:101:GLY:CA	2:B:79:LYS:CG	9	0.34
(1,36)	1:A:101:GLY:CA	2:B:79:LYS:H	9	0.34
(1,36)	1:A:101:GLY:CA	2:B:79:LYS:HA	9	0.34
(1,36)	1:A:101:GLY:CA	2:B:79:LYS:HB2	9	0.34
(1,36)	1:A:101:GLY:CA	2:B:79:LYS:HB3	9	0.34
(1,36)	1:A:101:GLY:CA	2:B:79:LYS:HD2	9	0.34
(1,36)	1:A:101:GLY:CA	2:B:79:LYS:HD3	9	0.34
(1,36)	1:A:101:GLY:CA	2:B:79:LYS:HE2	9	0.34
(1,36)	1:A:101:GLY:CA	2:B:79:LYS:HE3	9	0.34
(1,36)	1:A:101:GLY:CA	2:B:79:LYS:HG2	9	0.34
(1,36)	1:A:101:GLY:CA	2:B:79:LYS:HG3	9	0.34
(1,36)	1:A:101:GLY:CA	2:B:79:LYS:HZ1	9	0.34
(1,36)	1:A:101:GLY:CA	2:B:79:LYS:HZ2	9	0.34
(1,36)	1:A:101:GLY:CA	2:B:79:LYS:HZ3	9	0.34
(1,36)	1:A:101:GLY:CA	2:B:79:LYS:N	9	0.34
(1,36)	1:A:101:GLY:CA	2:B:79:LYS:NZ	9	0.34
(1,36)	1:A:101:GLY:CA	2:B:79:LYS:O	9	0.34
(1,36)	1:A:101:GLY:CA	2:B:80:ILE:C	9	0.34
(1,36)	1:A:101:GLY:CA	2:B:80:ILE:CA	9	0.34
(1,36)	1:A:101:GLY:CA	2:B:80:ILE:CB	9	0.34
(1,36)	1:A:101:GLY:CA	2:B:80:ILE:CD1	9	0.34
(1,36)	1:A:101:GLY:CA	2:B:80:ILE:CG1	9	0.34
(1,36)	1:A:101:GLY:CA	2:B:80:ILE:CG2	9	0.34
(1,36)	1:A:101:GLY:CA	2:B:80:ILE:H	9	0.34
(1,36)	1:A:101:GLY:CA	2:B:80:ILE:HA	9	0.34

*Continued on next page...*

*Continued from previous page...*

Key	Atom-1	Atom-2	Model ID	Violation (Å)
(1,36)	1:A:101:GLY:CA	2:B:80:ILE:HB	9	0.34
(1,36)	1:A:101:GLY:CA	2:B:80:ILE:HD11	9	0.34
(1,36)	1:A:101:GLY:CA	2:B:80:ILE:HD12	9	0.34
(1,36)	1:A:101:GLY:CA	2:B:80:ILE:HD13	9	0.34
(1,36)	1:A:101:GLY:CA	2:B:80:ILE:HG12	9	0.34
(1,36)	1:A:101:GLY:CA	2:B:80:ILE:HG13	9	0.34
(1,36)	1:A:101:GLY:CA	2:B:80:ILE:HG21	9	0.34
(1,36)	1:A:101:GLY:CA	2:B:80:ILE:HG22	9	0.34
(1,36)	1:A:101:GLY:CA	2:B:80:ILE:HG23	9	0.34
(1,36)	1:A:101:GLY:CA	2:B:80:ILE:N	9	0.34
(1,36)	1:A:101:GLY:CA	2:B:80:ILE:O	9	0.34
(1,36)	1:A:101:GLY:CA	2:B:84:GLN:C	9	0.34
(1,36)	1:A:101:GLY:CA	2:B:84:GLN:CA	9	0.34
(1,36)	1:A:101:GLY:CA	2:B:84:GLN:CB	9	0.34
(1,36)	1:A:101:GLY:CA	2:B:84:GLN:CD	9	0.34
(1,36)	1:A:101:GLY:CA	2:B:84:GLN:CG	9	0.34
(1,36)	1:A:101:GLY:CA	2:B:84:GLN:H	9	0.34
(1,36)	1:A:101:GLY:CA	2:B:84:GLN:HA	9	0.34
(1,36)	1:A:101:GLY:CA	2:B:84:GLN:HB2	9	0.34
(1,36)	1:A:101:GLY:CA	2:B:84:GLN:HB3	9	0.34
(1,36)	1:A:101:GLY:CA	2:B:84:GLN:HE21	9	0.34
(1,36)	1:A:101:GLY:CA	2:B:84:GLN:HE22	9	0.34
(1,36)	1:A:101:GLY:CA	2:B:84:GLN:HG2	9	0.34
(1,36)	1:A:101:GLY:CA	2:B:84:GLN:HG3	9	0.34
(1,36)	1:A:101:GLY:CA	2:B:84:GLN:N	9	0.34
(1,36)	1:A:101:GLY:CA	2:B:84:GLN:NE2	9	0.34
(1,36)	1:A:101:GLY:CA	2:B:84:GLN:O	9	0.34
(1,36)	1:A:101:GLY:CA	2:B:84:GLN:OE1	9	0.34
(1,36)	1:A:101:GLY:CA	2:B:97:THR:C	9	0.34
(1,36)	1:A:101:GLY:CA	2:B:97:THR:CA	9	0.34
(1,36)	1:A:101:GLY:CA	2:B:97:THR:CB	9	0.34
(1,36)	1:A:101:GLY:CA	2:B:97:THR:CG2	9	0.34
(1,36)	1:A:101:GLY:CA	2:B:97:THR:H	9	0.34
(1,36)	1:A:101:GLY:CA	2:B:97:THR:HA	9	0.34
(1,36)	1:A:101:GLY:CA	2:B:97:THR:HB	9	0.34
(1,36)	1:A:101:GLY:CA	2:B:97:THR:HG1	9	0.34
(1,36)	1:A:101:GLY:CA	2:B:97:THR:HG21	9	0.34
(1,36)	1:A:101:GLY:CA	2:B:97:THR:HG22	9	0.34
(1,36)	1:A:101:GLY:CA	2:B:97:THR:HG23	9	0.34
(1,36)	1:A:101:GLY:CA	2:B:97:THR:N	9	0.34
(1,36)	1:A:101:GLY:CA	2:B:97:THR:O	9	0.34
(1,36)	1:A:101:GLY:CA	2:B:97:THR:OG1	9	0.34

*Continued on next page...*

*Continued from previous page...*

Key	Atom-1	Atom-2	Model ID	Violation (Å)
(1,36)	1:A:101:GLY:CA	2:B:99:HIS:C	9	0.34
(1,36)	1:A:101:GLY:CA	2:B:99:HIS:CA	9	0.34
(1,36)	1:A:101:GLY:CA	2:B:99:HIS:CB	9	0.34
(1,36)	1:A:101:GLY:CA	2:B:99:HIS:CD2	9	0.34
(1,36)	1:A:101:GLY:CA	2:B:99:HIS:CE1	9	0.34
(1,36)	1:A:101:GLY:CA	2:B:99:HIS:CG	9	0.34
(1,36)	1:A:101:GLY:CA	2:B:99:HIS:H	9	0.34
(1,36)	1:A:101:GLY:CA	2:B:99:HIS:HA	9	0.34
(1,36)	1:A:101:GLY:CA	2:B:99:HIS:HB2	9	0.34
(1,36)	1:A:101:GLY:CA	2:B:99:HIS:HB3	9	0.34
(1,36)	1:A:101:GLY:CA	2:B:99:HIS:HD1	9	0.34
(1,36)	1:A:101:GLY:CA	2:B:99:HIS:HD2	9	0.34
(1,36)	1:A:101:GLY:CA	2:B:99:HIS:HE1	9	0.34
(1,36)	1:A:101:GLY:CA	2:B:99:HIS:HE2	9	0.34
(1,36)	1:A:101:GLY:CA	2:B:99:HIS:N	9	0.34
(1,36)	1:A:101:GLY:CA	2:B:99:HIS:ND1	9	0.34
(1,36)	1:A:101:GLY:CA	2:B:99:HIS:NE2	9	0.34
(1,36)	1:A:101:GLY:CA	2:B:99:HIS:O	9	0.34
(1,36)	1:A:101:GLY:CA	2:B:101:VAL:C	9	0.34
(1,36)	1:A:101:GLY:CA	2:B:101:VAL:CA	9	0.34
(1,36)	1:A:101:GLY:CA	2:B:101:VAL:CB	9	0.34
(1,36)	1:A:101:GLY:CA	2:B:101:VAL:CG1	9	0.34
(1,36)	1:A:101:GLY:CA	2:B:101:VAL:CG2	9	0.34
(1,36)	1:A:101:GLY:CA	2:B:101:VAL:H	9	0.34
(1,36)	1:A:101:GLY:CA	2:B:101:VAL:HA	9	0.34
(1,36)	1:A:101:GLY:CA	2:B:101:VAL:HB	9	0.34
(1,36)	1:A:101:GLY:CA	2:B:101:VAL:HG11	9	0.34
(1,36)	1:A:101:GLY:CA	2:B:101:VAL:HG12	9	0.34
(1,36)	1:A:101:GLY:CA	2:B:101:VAL:HG13	9	0.34
(1,36)	1:A:101:GLY:CA	2:B:101:VAL:HG21	9	0.34
(1,36)	1:A:101:GLY:CA	2:B:101:VAL:HG22	9	0.34
(1,36)	1:A:101:GLY:CA	2:B:101:VAL:HG23	9	0.34
(1,36)	1:A:101:GLY:CA	2:B:101:VAL:N	9	0.34
(1,36)	1:A:101:GLY:CA	2:B:101:VAL:O	9	0.34
(1,36)	1:A:101:GLY:H	2:B:75:ILE:C	9	0.34
(1,36)	1:A:101:GLY:H	2:B:75:ILE:CA	9	0.34
(1,36)	1:A:101:GLY:H	2:B:75:ILE:CB	9	0.34
(1,36)	1:A:101:GLY:H	2:B:75:ILE:CD1	9	0.34
(1,36)	1:A:101:GLY:H	2:B:75:ILE:CG1	9	0.34
(1,36)	1:A:101:GLY:H	2:B:75:ILE:CG2	9	0.34
(1,36)	1:A:101:GLY:H	2:B:75:ILE:H	9	0.34
(1,36)	1:A:101:GLY:H	2:B:75:ILE:HA	9	0.34

*Continued on next page...*

*Continued from previous page...*

Key	Atom-1	Atom-2	Model ID	Violation (Å)
(1,36)	1:A:101:GLY:H	2:B:75:ILE:HB	9	0.34
(1,36)	1:A:101:GLY:H	2:B:75:ILE:HD11	9	0.34
(1,36)	1:A:101:GLY:H	2:B:75:ILE:HD12	9	0.34
(1,36)	1:A:101:GLY:H	2:B:75:ILE:HD13	9	0.34
(1,36)	1:A:101:GLY:H	2:B:75:ILE:HG12	9	0.34
(1,36)	1:A:101:GLY:H	2:B:75:ILE:HG13	9	0.34
(1,36)	1:A:101:GLY:H	2:B:75:ILE:HG21	9	0.34
(1,36)	1:A:101:GLY:H	2:B:75:ILE:HG22	9	0.34
(1,36)	1:A:101:GLY:H	2:B:75:ILE:HG23	9	0.34
(1,36)	1:A:101:GLY:H	2:B:75:ILE:N	9	0.34
(1,36)	1:A:101:GLY:H	2:B:75:ILE:O	9	0.34
(1,36)	1:A:101:GLY:H	2:B:77:ALA:C	9	0.34
(1,36)	1:A:101:GLY:H	2:B:77:ALA:CA	9	0.34
(1,36)	1:A:101:GLY:H	2:B:77:ALA:CB	9	0.34
(1,36)	1:A:101:GLY:H	2:B:77:ALA:H	9	0.34
(1,36)	1:A:101:GLY:H	2:B:77:ALA:HA	9	0.34
(1,36)	1:A:101:GLY:H	2:B:77:ALA:HB1	9	0.34
(1,36)	1:A:101:GLY:H	2:B:77:ALA:HB2	9	0.34
(1,36)	1:A:101:GLY:H	2:B:77:ALA:HB3	9	0.34
(1,36)	1:A:101:GLY:H	2:B:77:ALA:N	9	0.34
(1,36)	1:A:101:GLY:H	2:B:77:ALA:O	9	0.34
(1,36)	1:A:101:GLY:H	2:B:78:GLY:C	9	0.34
(1,36)	1:A:101:GLY:H	2:B:78:GLY:CA	9	0.34
(1,36)	1:A:101:GLY:H	2:B:78:GLY:H	9	0.34
(1,36)	1:A:101:GLY:H	2:B:78:GLY:HA2	9	0.34
(1,36)	1:A:101:GLY:H	2:B:78:GLY:HA3	9	0.34
(1,36)	1:A:101:GLY:H	2:B:78:GLY:N	9	0.34
(1,36)	1:A:101:GLY:H	2:B:78:GLY:O	9	0.34
(1,36)	1:A:101:GLY:H	2:B:79:LYS:C	9	0.34
(1,36)	1:A:101:GLY:H	2:B:79:LYS:CA	9	0.34
(1,36)	1:A:101:GLY:H	2:B:79:LYS:CB	9	0.34
(1,36)	1:A:101:GLY:H	2:B:79:LYS:CD	9	0.34
(1,36)	1:A:101:GLY:H	2:B:79:LYS:CE	9	0.34
(1,36)	1:A:101:GLY:H	2:B:79:LYS:CG	9	0.34
(1,36)	1:A:101:GLY:H	2:B:79:LYS:H	9	0.34
(1,36)	1:A:101:GLY:H	2:B:79:LYS:HA	9	0.34
(1,36)	1:A:101:GLY:H	2:B:79:LYS:HB2	9	0.34
(1,36)	1:A:101:GLY:H	2:B:79:LYS:HB3	9	0.34
(1,36)	1:A:101:GLY:H	2:B:79:LYS:HD2	9	0.34
(1,36)	1:A:101:GLY:H	2:B:79:LYS:HD3	9	0.34
(1,36)	1:A:101:GLY:H	2:B:79:LYS:HE2	9	0.34
(1,36)	1:A:101:GLY:H	2:B:79:LYS:HE3	9	0.34

*Continued on next page...*

*Continued from previous page...*

Key	Atom-1	Atom-2	Model ID	Violation (Å)
(1,36)	1:A:101:GLY:H	2:B:79:LYS:HG2	9	0.34
(1,36)	1:A:101:GLY:H	2:B:79:LYS:HG3	9	0.34
(1,36)	1:A:101:GLY:H	2:B:79:LYS:HZ1	9	0.34
(1,36)	1:A:101:GLY:H	2:B:79:LYS:HZ2	9	0.34
(1,36)	1:A:101:GLY:H	2:B:79:LYS:HZ3	9	0.34
(1,36)	1:A:101:GLY:H	2:B:79:LYS:N	9	0.34
(1,36)	1:A:101:GLY:H	2:B:79:LYS:NZ	9	0.34
(1,36)	1:A:101:GLY:H	2:B:79:LYS:O	9	0.34
(1,36)	1:A:101:GLY:H	2:B:80:ILE:C	9	0.34
(1,36)	1:A:101:GLY:H	2:B:80:ILE:CA	9	0.34
(1,36)	1:A:101:GLY:H	2:B:80:ILE:CB	9	0.34
(1,36)	1:A:101:GLY:H	2:B:80:ILE:CD1	9	0.34
(1,36)	1:A:101:GLY:H	2:B:80:ILE:CG1	9	0.34
(1,36)	1:A:101:GLY:H	2:B:80:ILE:CG2	9	0.34
(1,36)	1:A:101:GLY:H	2:B:80:ILE:H	9	0.34
(1,36)	1:A:101:GLY:H	2:B:80:ILE:HA	9	0.34
(1,36)	1:A:101:GLY:H	2:B:80:ILE:HB	9	0.34
(1,36)	1:A:101:GLY:H	2:B:80:ILE:HD11	9	0.34
(1,36)	1:A:101:GLY:H	2:B:80:ILE:HD12	9	0.34
(1,36)	1:A:101:GLY:H	2:B:80:ILE:HD13	9	0.34
(1,36)	1:A:101:GLY:H	2:B:80:ILE:HG12	9	0.34
(1,36)	1:A:101:GLY:H	2:B:80:ILE:HG13	9	0.34
(1,36)	1:A:101:GLY:H	2:B:80:ILE:HG21	9	0.34
(1,36)	1:A:101:GLY:H	2:B:80:ILE:HG22	9	0.34
(1,36)	1:A:101:GLY:H	2:B:80:ILE:HG23	9	0.34
(1,36)	1:A:101:GLY:H	2:B:80:ILE:N	9	0.34
(1,36)	1:A:101:GLY:H	2:B:80:ILE:O	9	0.34
(1,36)	1:A:101:GLY:H	2:B:84:GLN:C	9	0.34
(1,36)	1:A:101:GLY:H	2:B:84:GLN:CA	9	0.34
(1,36)	1:A:101:GLY:H	2:B:84:GLN:CB	9	0.34
(1,36)	1:A:101:GLY:H	2:B:84:GLN:CD	9	0.34
(1,36)	1:A:101:GLY:H	2:B:84:GLN:CG	9	0.34
(1,36)	1:A:101:GLY:H	2:B:84:GLN:H	9	0.34
(1,36)	1:A:101:GLY:H	2:B:84:GLN:HA	9	0.34
(1,36)	1:A:101:GLY:H	2:B:84:GLN:HB2	9	0.34
(1,36)	1:A:101:GLY:H	2:B:84:GLN:HB3	9	0.34
(1,36)	1:A:101:GLY:H	2:B:84:GLN:HE21	9	0.34
(1,36)	1:A:101:GLY:H	2:B:84:GLN:HE22	9	0.34
(1,36)	1:A:101:GLY:H	2:B:84:GLN:HG2	9	0.34
(1,36)	1:A:101:GLY:H	2:B:84:GLN:HG3	9	0.34
(1,36)	1:A:101:GLY:H	2:B:84:GLN:N	9	0.34
(1,36)	1:A:101:GLY:H	2:B:84:GLN:NE2	9	0.34

*Continued on next page...*

*Continued from previous page...*

Key	Atom-1	Atom-2	Model ID	Violation (Å)
(1,36)	1:A:101:GLY:H	2:B:84:GLN:O	9	0.34
(1,36)	1:A:101:GLY:H	2:B:84:GLN:OE1	9	0.34
(1,36)	1:A:101:GLY:H	2:B:97:THR:C	9	0.34
(1,36)	1:A:101:GLY:H	2:B:97:THR:CA	9	0.34
(1,36)	1:A:101:GLY:H	2:B:97:THR:CB	9	0.34
(1,36)	1:A:101:GLY:H	2:B:97:THR:CG2	9	0.34
(1,36)	1:A:101:GLY:H	2:B:97:THR:H	9	0.34
(1,36)	1:A:101:GLY:H	2:B:97:THR:HA	9	0.34
(1,36)	1:A:101:GLY:H	2:B:97:THR:HB	9	0.34
(1,36)	1:A:101:GLY:H	2:B:97:THR:HG1	9	0.34
(1,36)	1:A:101:GLY:H	2:B:97:THR:HG21	9	0.34
(1,36)	1:A:101:GLY:H	2:B:97:THR:HG22	9	0.34
(1,36)	1:A:101:GLY:H	2:B:97:THR:HG23	9	0.34
(1,36)	1:A:101:GLY:H	2:B:97:THR:N	9	0.34
(1,36)	1:A:101:GLY:H	2:B:97:THR:O	9	0.34
(1,36)	1:A:101:GLY:H	2:B:97:THR:OG1	9	0.34
(1,36)	1:A:101:GLY:H	2:B:99:HIS:C	9	0.34
(1,36)	1:A:101:GLY:H	2:B:99:HIS:CA	9	0.34
(1,36)	1:A:101:GLY:H	2:B:99:HIS:CB	9	0.34
(1,36)	1:A:101:GLY:H	2:B:99:HIS:CD2	9	0.34
(1,36)	1:A:101:GLY:H	2:B:99:HIS:CE1	9	0.34
(1,36)	1:A:101:GLY:H	2:B:99:HIS:CG	9	0.34
(1,36)	1:A:101:GLY:H	2:B:99:HIS:H	9	0.34
(1,36)	1:A:101:GLY:H	2:B:99:HIS:HA	9	0.34
(1,36)	1:A:101:GLY:H	2:B:99:HIS:HB2	9	0.34
(1,36)	1:A:101:GLY:H	2:B:99:HIS:HB3	9	0.34
(1,36)	1:A:101:GLY:H	2:B:99:HIS:HD1	9	0.34
(1,36)	1:A:101:GLY:H	2:B:99:HIS:HD2	9	0.34
(1,36)	1:A:101:GLY:H	2:B:99:HIS:HE1	9	0.34
(1,36)	1:A:101:GLY:H	2:B:99:HIS:HE2	9	0.34
(1,36)	1:A:101:GLY:H	2:B:99:HIS:N	9	0.34
(1,36)	1:A:101:GLY:H	2:B:99:HIS:ND1	9	0.34
(1,36)	1:A:101:GLY:H	2:B:99:HIS:NE2	9	0.34
(1,36)	1:A:101:GLY:H	2:B:99:HIS:O	9	0.34
(1,36)	1:A:101:GLY:H	2:B:101:VAL:C	9	0.34
(1,36)	1:A:101:GLY:H	2:B:101:VAL:CA	9	0.34
(1,36)	1:A:101:GLY:H	2:B:101:VAL:CB	9	0.34
(1,36)	1:A:101:GLY:H	2:B:101:VAL:CG1	9	0.34
(1,36)	1:A:101:GLY:H	2:B:101:VAL:CG2	9	0.34
(1,36)	1:A:101:GLY:H	2:B:101:VAL:H	9	0.34
(1,36)	1:A:101:GLY:H	2:B:101:VAL:HA	9	0.34
(1,36)	1:A:101:GLY:H	2:B:101:VAL:HB	9	0.34

*Continued on next page...*



*Continued from previous page...*

Key	Atom-1	Atom-2	Model ID	Violation (Å)
(1,36)	1:A:101:GLY:H	2:B:101:VAL:HG11	9	0.34
(1,36)	1:A:101:GLY:H	2:B:101:VAL:HG12	9	0.34
(1,36)	1:A:101:GLY:H	2:B:101:VAL:HG13	9	0.34
(1,36)	1:A:101:GLY:H	2:B:101:VAL:HG21	9	0.34
(1,36)	1:A:101:GLY:H	2:B:101:VAL:HG22	9	0.34
(1,36)	1:A:101:GLY:H	2:B:101:VAL:HG23	9	0.34
(1,36)	1:A:101:GLY:H	2:B:101:VAL:N	9	0.34
(1,36)	1:A:101:GLY:H	2:B:101:VAL:O	9	0.34
(1,36)	1:A:101:GLY:HA2	2:B:75:ILE:C	9	0.34
(1,36)	1:A:101:GLY:HA2	2:B:75:ILE:CA	9	0.34
(1,36)	1:A:101:GLY:HA2	2:B:75:ILE:CB	9	0.34
(1,36)	1:A:101:GLY:HA2	2:B:75:ILE:CD1	9	0.34
(1,36)	1:A:101:GLY:HA2	2:B:75:ILE:CG1	9	0.34
(1,36)	1:A:101:GLY:HA2	2:B:75:ILE:CG2	9	0.34
(1,36)	1:A:101:GLY:HA2	2:B:75:ILE:H	9	0.34
(1,36)	1:A:101:GLY:HA2	2:B:75:ILE:HA	9	0.34
(1,36)	1:A:101:GLY:HA2	2:B:75:ILE:HB	9	0.34
(1,36)	1:A:101:GLY:HA2	2:B:75:ILE:HD11	9	0.34
(1,36)	1:A:101:GLY:HA2	2:B:75:ILE:HD12	9	0.34
(1,36)	1:A:101:GLY:HA2	2:B:75:ILE:HD13	9	0.34
(1,36)	1:A:101:GLY:HA2	2:B:75:ILE:HG12	9	0.34
(1,36)	1:A:101:GLY:HA2	2:B:75:ILE:HG13	9	0.34
(1,36)	1:A:101:GLY:HA2	2:B:75:ILE:HG21	9	0.34
(1,36)	1:A:101:GLY:HA2	2:B:75:ILE:HG22	9	0.34
(1,36)	1:A:101:GLY:HA2	2:B:75:ILE:HG23	9	0.34
(1,36)	1:A:101:GLY:HA2	2:B:75:ILE:N	9	0.34
(1,36)	1:A:101:GLY:HA2	2:B:75:ILE:O	9	0.34
(1,36)	1:A:101:GLY:HA2	2:B:77:ALA:C	9	0.34
(1,36)	1:A:101:GLY:HA2	2:B:77:ALA:CA	9	0.34
(1,36)	1:A:101:GLY:HA2	2:B:77:ALA:CB	9	0.34
(1,36)	1:A:101:GLY:HA2	2:B:77:ALA:H	9	0.34
(1,36)	1:A:101:GLY:HA2	2:B:77:ALA:HA	9	0.34
(1,36)	1:A:101:GLY:HA2	2:B:77:ALA:HB1	9	0.34
(1,36)	1:A:101:GLY:HA2	2:B:77:ALA:HB2	9	0.34
(1,36)	1:A:101:GLY:HA2	2:B:77:ALA:HB3	9	0.34
(1,36)	1:A:101:GLY:HA2	2:B:77:ALA:N	9	0.34
(1,36)	1:A:101:GLY:HA2	2:B:77:ALA:O	9	0.34
(1,36)	1:A:101:GLY:HA2	2:B:78:GLY:C	9	0.34
(1,36)	1:A:101:GLY:HA2	2:B:78:GLY:CA	9	0.34
(1,36)	1:A:101:GLY:HA2	2:B:78:GLY:H	9	0.34
(1,36)	1:A:101:GLY:HA2	2:B:78:GLY:HA2	9	0.34
(1,36)	1:A:101:GLY:HA2	2:B:78:GLY:HA3	9	0.34

*Continued on next page...*

*Continued from previous page...*

Key	Atom-1	Atom-2	Model ID	Violation (Å)
(1,36)	1:A:101:GLY:HA2	2:B:78:GLY:N	9	0.34
(1,36)	1:A:101:GLY:HA2	2:B:78:GLY:O	9	0.34
(1,36)	1:A:101:GLY:HA2	2:B:79:LYS:C	9	0.34
(1,36)	1:A:101:GLY:HA2	2:B:79:LYS:CA	9	0.34
(1,36)	1:A:101:GLY:HA2	2:B:79:LYS:CB	9	0.34
(1,36)	1:A:101:GLY:HA2	2:B:79:LYS:CD	9	0.34
(1,36)	1:A:101:GLY:HA2	2:B:79:LYS:CE	9	0.34
(1,36)	1:A:101:GLY:HA2	2:B:79:LYS:CG	9	0.34
(1,36)	1:A:101:GLY:HA2	2:B:79:LYS:H	9	0.34
(1,36)	1:A:101:GLY:HA2	2:B:79:LYS:HA	9	0.34
(1,36)	1:A:101:GLY:HA2	2:B:79:LYS:HB2	9	0.34
(1,36)	1:A:101:GLY:HA2	2:B:79:LYS:HB3	9	0.34
(1,36)	1:A:101:GLY:HA2	2:B:79:LYS:HD2	9	0.34
(1,36)	1:A:101:GLY:HA2	2:B:79:LYS:HD3	9	0.34
(1,36)	1:A:101:GLY:HA2	2:B:79:LYS:HE2	9	0.34
(1,36)	1:A:101:GLY:HA2	2:B:79:LYS:HE3	9	0.34
(1,36)	1:A:101:GLY:HA2	2:B:79:LYS:HG2	9	0.34
(1,36)	1:A:101:GLY:HA2	2:B:79:LYS:HG3	9	0.34
(1,36)	1:A:101:GLY:HA2	2:B:79:LYS:HZ1	9	0.34
(1,36)	1:A:101:GLY:HA2	2:B:79:LYS:HZ2	9	0.34
(1,36)	1:A:101:GLY:HA2	2:B:79:LYS:HZ3	9	0.34
(1,36)	1:A:101:GLY:HA2	2:B:79:LYS:N	9	0.34
(1,36)	1:A:101:GLY:HA2	2:B:79:LYS:NZ	9	0.34
(1,36)	1:A:101:GLY:HA2	2:B:79:LYS:O	9	0.34
(1,36)	1:A:101:GLY:HA2	2:B:80:ILE:C	9	0.34
(1,36)	1:A:101:GLY:HA2	2:B:80:ILE:CA	9	0.34
(1,36)	1:A:101:GLY:HA2	2:B:80:ILE:CB	9	0.34
(1,36)	1:A:101:GLY:HA2	2:B:80:ILE:CD1	9	0.34
(1,36)	1:A:101:GLY:HA2	2:B:80:ILE:CG1	9	0.34
(1,36)	1:A:101:GLY:HA2	2:B:80:ILE:CG2	9	0.34
(1,36)	1:A:101:GLY:HA2	2:B:80:ILE:H	9	0.34
(1,36)	1:A:101:GLY:HA2	2:B:80:ILE:HA	9	0.34
(1,36)	1:A:101:GLY:HA2	2:B:80:ILE:HB	9	0.34
(1,36)	1:A:101:GLY:HA2	2:B:80:ILE:HD11	9	0.34
(1,36)	1:A:101:GLY:HA2	2:B:80:ILE:HD12	9	0.34
(1,36)	1:A:101:GLY:HA2	2:B:80:ILE:HD13	9	0.34
(1,36)	1:A:101:GLY:HA2	2:B:80:ILE:HG12	9	0.34
(1,36)	1:A:101:GLY:HA2	2:B:80:ILE:HG13	9	0.34
(1,36)	1:A:101:GLY:HA2	2:B:80:ILE:HG21	9	0.34
(1,36)	1:A:101:GLY:HA2	2:B:80:ILE:HG22	9	0.34
(1,36)	1:A:101:GLY:HA2	2:B:80:ILE:HG23	9	0.34
(1,36)	1:A:101:GLY:HA2	2:B:80:ILE:N	9	0.34

*Continued on next page...*

*Continued from previous page...*

Key	Atom-1	Atom-2	Model ID	Violation (Å)
(1,36)	1:A:101:GLY:HA2	2:B:80:ILE:O	9	0.34
(1,36)	1:A:101:GLY:HA2	2:B:84:GLN:C	9	0.34
(1,36)	1:A:101:GLY:HA2	2:B:84:GLN:CA	9	0.34
(1,36)	1:A:101:GLY:HA2	2:B:84:GLN:CB	9	0.34
(1,36)	1:A:101:GLY:HA2	2:B:84:GLN:CD	9	0.34
(1,36)	1:A:101:GLY:HA2	2:B:84:GLN:CG	9	0.34
(1,36)	1:A:101:GLY:HA2	2:B:84:GLN:H	9	0.34
(1,36)	1:A:101:GLY:HA2	2:B:84:GLN:HA	9	0.34
(1,36)	1:A:101:GLY:HA2	2:B:84:GLN:HB2	9	0.34
(1,36)	1:A:101:GLY:HA2	2:B:84:GLN:HB3	9	0.34
(1,36)	1:A:101:GLY:HA2	2:B:84:GLN:HE21	9	0.34
(1,36)	1:A:101:GLY:HA2	2:B:84:GLN:HE22	9	0.34
(1,36)	1:A:101:GLY:HA2	2:B:84:GLN:HG2	9	0.34
(1,36)	1:A:101:GLY:HA2	2:B:84:GLN:HG3	9	0.34
(1,36)	1:A:101:GLY:HA2	2:B:84:GLN:N	9	0.34
(1,36)	1:A:101:GLY:HA2	2:B:84:GLN:NE2	9	0.34
(1,36)	1:A:101:GLY:HA2	2:B:84:GLN:O	9	0.34
(1,36)	1:A:101:GLY:HA2	2:B:84:GLN:OE1	9	0.34
(1,36)	1:A:101:GLY:HA2	2:B:97:THR:C	9	0.34
(1,36)	1:A:101:GLY:HA2	2:B:97:THR:CA	9	0.34
(1,36)	1:A:101:GLY:HA2	2:B:97:THR:CB	9	0.34
(1,36)	1:A:101:GLY:HA2	2:B:97:THR:CG2	9	0.34
(1,36)	1:A:101:GLY:HA2	2:B:97:THR:H	9	0.34
(1,36)	1:A:101:GLY:HA2	2:B:97:THR:HA	9	0.34
(1,36)	1:A:101:GLY:HA2	2:B:97:THR:HB	9	0.34
(1,36)	1:A:101:GLY:HA2	2:B:97:THR:HG1	9	0.34
(1,36)	1:A:101:GLY:HA2	2:B:97:THR:HG21	9	0.34
(1,36)	1:A:101:GLY:HA2	2:B:97:THR:HG22	9	0.34
(1,36)	1:A:101:GLY:HA2	2:B:97:THR:HG23	9	0.34
(1,36)	1:A:101:GLY:HA2	2:B:97:THR:N	9	0.34
(1,36)	1:A:101:GLY:HA2	2:B:97:THR:O	9	0.34
(1,36)	1:A:101:GLY:HA2	2:B:97:THR:OG1	9	0.34
(1,36)	1:A:101:GLY:HA2	2:B:99:HIS:C	9	0.34
(1,36)	1:A:101:GLY:HA2	2:B:99:HIS:CA	9	0.34
(1,36)	1:A:101:GLY:HA2	2:B:99:HIS:CB	9	0.34
(1,36)	1:A:101:GLY:HA2	2:B:99:HIS:CD2	9	0.34
(1,36)	1:A:101:GLY:HA2	2:B:99:HIS:CE1	9	0.34
(1,36)	1:A:101:GLY:HA2	2:B:99:HIS:CG	9	0.34
(1,36)	1:A:101:GLY:HA2	2:B:99:HIS:H	9	0.34
(1,36)	1:A:101:GLY:HA2	2:B:99:HIS:HA	9	0.34
(1,36)	1:A:101:GLY:HA2	2:B:99:HIS:HB2	9	0.34
(1,36)	1:A:101:GLY:HA2	2:B:99:HIS:HB3	9	0.34

*Continued on next page...*

*Continued from previous page...*

Key	Atom-1	Atom-2	Model ID	Violation (Å)
(1,36)	1:A:101:GLY:HA2	2:B:99:HIS:HD1	9	0.34
(1,36)	1:A:101:GLY:HA2	2:B:99:HIS:HD2	9	0.34
(1,36)	1:A:101:GLY:HA2	2:B:99:HIS:HE1	9	0.34
(1,36)	1:A:101:GLY:HA2	2:B:99:HIS:HE2	9	0.34
(1,36)	1:A:101:GLY:HA2	2:B:99:HIS:N	9	0.34
(1,36)	1:A:101:GLY:HA2	2:B:99:HIS:ND1	9	0.34
(1,36)	1:A:101:GLY:HA2	2:B:99:HIS:NE2	9	0.34
(1,36)	1:A:101:GLY:HA2	2:B:99:HIS:O	9	0.34
(1,36)	1:A:101:GLY:HA2	2:B:101:VAL:C	9	0.34
(1,36)	1:A:101:GLY:HA2	2:B:101:VAL:CA	9	0.34
(1,36)	1:A:101:GLY:HA2	2:B:101:VAL:CB	9	0.34
(1,36)	1:A:101:GLY:HA2	2:B:101:VAL:CG1	9	0.34
(1,36)	1:A:101:GLY:HA2	2:B:101:VAL:CG2	9	0.34
(1,36)	1:A:101:GLY:HA2	2:B:101:VAL:H	9	0.34
(1,36)	1:A:101:GLY:HA2	2:B:101:VAL:HA	9	0.34
(1,36)	1:A:101:GLY:HA2	2:B:101:VAL:HB	9	0.34
(1,36)	1:A:101:GLY:HA2	2:B:101:VAL:HG11	9	0.34
(1,36)	1:A:101:GLY:HA2	2:B:101:VAL:HG12	9	0.34
(1,36)	1:A:101:GLY:HA2	2:B:101:VAL:HG13	9	0.34
(1,36)	1:A:101:GLY:HA2	2:B:101:VAL:HG21	9	0.34
(1,36)	1:A:101:GLY:HA2	2:B:101:VAL:HG22	9	0.34
(1,36)	1:A:101:GLY:HA2	2:B:101:VAL:HG23	9	0.34
(1,36)	1:A:101:GLY:HA2	2:B:101:VAL:N	9	0.34
(1,36)	1:A:101:GLY:HA2	2:B:101:VAL:O	9	0.34
(1,36)	1:A:101:GLY:HA3	2:B:75:ILE:C	9	0.34
(1,36)	1:A:101:GLY:HA3	2:B:75:ILE:CA	9	0.34
(1,36)	1:A:101:GLY:HA3	2:B:75:ILE:CB	9	0.34
(1,36)	1:A:101:GLY:HA3	2:B:75:ILE:CD1	9	0.34
(1,36)	1:A:101:GLY:HA3	2:B:75:ILE:CG1	9	0.34
(1,36)	1:A:101:GLY:HA3	2:B:75:ILE:CG2	9	0.34
(1,36)	1:A:101:GLY:HA3	2:B:75:ILE:H	9	0.34
(1,36)	1:A:101:GLY:HA3	2:B:75:ILE:HA	9	0.34
(1,36)	1:A:101:GLY:HA3	2:B:75:ILE:HB	9	0.34
(1,36)	1:A:101:GLY:HA3	2:B:75:ILE:HD11	9	0.34
(1,36)	1:A:101:GLY:HA3	2:B:75:ILE:HD12	9	0.34
(1,36)	1:A:101:GLY:HA3	2:B:75:ILE:HD13	9	0.34
(1,36)	1:A:101:GLY:HA3	2:B:75:ILE:HG12	9	0.34
(1,36)	1:A:101:GLY:HA3	2:B:75:ILE:HG13	9	0.34
(1,36)	1:A:101:GLY:HA3	2:B:75:ILE:HG21	9	0.34
(1,36)	1:A:101:GLY:HA3	2:B:75:ILE:HG22	9	0.34
(1,36)	1:A:101:GLY:HA3	2:B:75:ILE:HG23	9	0.34
(1,36)	1:A:101:GLY:HA3	2:B:75:ILE:N	9	0.34

*Continued on next page...*

*Continued from previous page...*

Key	Atom-1	Atom-2	Model ID	Violation (Å)
(1,36)	1:A:101:GLY:HA3	2:B:75:ILE:O	9	0.34
(1,36)	1:A:101:GLY:HA3	2:B:77:ALA:C	9	0.34
(1,36)	1:A:101:GLY:HA3	2:B:77:ALA:CA	9	0.34
(1,36)	1:A:101:GLY:HA3	2:B:77:ALA:CB	9	0.34
(1,36)	1:A:101:GLY:HA3	2:B:77:ALA:H	9	0.34
(1,36)	1:A:101:GLY:HA3	2:B:77:ALA:HA	9	0.34
(1,36)	1:A:101:GLY:HA3	2:B:77:ALA:HB1	9	0.34
(1,36)	1:A:101:GLY:HA3	2:B:77:ALA:HB2	9	0.34
(1,36)	1:A:101:GLY:HA3	2:B:77:ALA:HB3	9	0.34
(1,36)	1:A:101:GLY:HA3	2:B:77:ALA:N	9	0.34
(1,36)	1:A:101:GLY:HA3	2:B:77:ALA:O	9	0.34
(1,36)	1:A:101:GLY:HA3	2:B:78:GLY:C	9	0.34
(1,36)	1:A:101:GLY:HA3	2:B:78:GLY:CA	9	0.34
(1,36)	1:A:101:GLY:HA3	2:B:78:GLY:H	9	0.34
(1,36)	1:A:101:GLY:HA3	2:B:78:GLY:HA2	9	0.34
(1,36)	1:A:101:GLY:HA3	2:B:78:GLY:HA3	9	0.34
(1,36)	1:A:101:GLY:HA3	2:B:78:GLY:N	9	0.34
(1,36)	1:A:101:GLY:HA3	2:B:78:GLY:O	9	0.34
(1,36)	1:A:101:GLY:HA3	2:B:79:LYS:C	9	0.34
(1,36)	1:A:101:GLY:HA3	2:B:79:LYS:CA	9	0.34
(1,36)	1:A:101:GLY:HA3	2:B:79:LYS:CB	9	0.34
(1,36)	1:A:101:GLY:HA3	2:B:79:LYS:CD	9	0.34
(1,36)	1:A:101:GLY:HA3	2:B:79:LYS:CE	9	0.34
(1,36)	1:A:101:GLY:HA3	2:B:79:LYS:CG	9	0.34
(1,36)	1:A:101:GLY:HA3	2:B:79:LYS:H	9	0.34
(1,36)	1:A:101:GLY:HA3	2:B:79:LYS:HA	9	0.34
(1,36)	1:A:101:GLY:HA3	2:B:79:LYS:HB2	9	0.34
(1,36)	1:A:101:GLY:HA3	2:B:79:LYS:HB3	9	0.34
(1,36)	1:A:101:GLY:HA3	2:B:79:LYS:HD2	9	0.34
(1,36)	1:A:101:GLY:HA3	2:B:79:LYS:HD3	9	0.34
(1,36)	1:A:101:GLY:HA3	2:B:79:LYS:HE2	9	0.34
(1,36)	1:A:101:GLY:HA3	2:B:79:LYS:HE3	9	0.34
(1,36)	1:A:101:GLY:HA3	2:B:79:LYS:HG2	9	0.34
(1,36)	1:A:101:GLY:HA3	2:B:79:LYS:HG3	9	0.34
(1,36)	1:A:101:GLY:HA3	2:B:79:LYS:HZ1	9	0.34
(1,36)	1:A:101:GLY:HA3	2:B:79:LYS:HZ2	9	0.34
(1,36)	1:A:101:GLY:HA3	2:B:79:LYS:HZ3	9	0.34
(1,36)	1:A:101:GLY:HA3	2:B:79:LYS:N	9	0.34
(1,36)	1:A:101:GLY:HA3	2:B:79:LYS:NZ	9	0.34
(1,36)	1:A:101:GLY:HA3	2:B:79:LYS:O	9	0.34
(1,36)	1:A:101:GLY:HA3	2:B:80:ILE:C	9	0.34
(1,36)	1:A:101:GLY:HA3	2:B:80:ILE:CA	9	0.34

*Continued on next page...*

*Continued from previous page...*

Key	Atom-1	Atom-2	Model ID	Violation (Å)
(1,36)	1:A:101:GLY:HA3	2:B:80:ILE:CB	9	0.34
(1,36)	1:A:101:GLY:HA3	2:B:80:ILE:CD1	9	0.34
(1,36)	1:A:101:GLY:HA3	2:B:80:ILE:CG1	9	0.34
(1,36)	1:A:101:GLY:HA3	2:B:80:ILE:CG2	9	0.34
(1,36)	1:A:101:GLY:HA3	2:B:80:ILE:H	9	0.34
(1,36)	1:A:101:GLY:HA3	2:B:80:ILE:HA	9	0.34
(1,36)	1:A:101:GLY:HA3	2:B:80:ILE:HB	9	0.34
(1,36)	1:A:101:GLY:HA3	2:B:80:ILE:HD11	9	0.34
(1,36)	1:A:101:GLY:HA3	2:B:80:ILE:HD12	9	0.34
(1,36)	1:A:101:GLY:HA3	2:B:80:ILE:HD13	9	0.34
(1,36)	1:A:101:GLY:HA3	2:B:80:ILE:HG12	9	0.34
(1,36)	1:A:101:GLY:HA3	2:B:80:ILE:HG13	9	0.34
(1,36)	1:A:101:GLY:HA3	2:B:80:ILE:HG21	9	0.34
(1,36)	1:A:101:GLY:HA3	2:B:80:ILE:HG22	9	0.34
(1,36)	1:A:101:GLY:HA3	2:B:80:ILE:HG23	9	0.34
(1,36)	1:A:101:GLY:HA3	2:B:80:ILE:N	9	0.34
(1,36)	1:A:101:GLY:HA3	2:B:80:ILE:O	9	0.34
(1,36)	1:A:101:GLY:HA3	2:B:84:GLN:C	9	0.34
(1,36)	1:A:101:GLY:HA3	2:B:84:GLN:CA	9	0.34
(1,36)	1:A:101:GLY:HA3	2:B:84:GLN:CB	9	0.34
(1,36)	1:A:101:GLY:HA3	2:B:84:GLN:CD	9	0.34
(1,36)	1:A:101:GLY:HA3	2:B:84:GLN:CG	9	0.34
(1,36)	1:A:101:GLY:HA3	2:B:84:GLN:H	9	0.34
(1,36)	1:A:101:GLY:HA3	2:B:84:GLN:HA	9	0.34
(1,36)	1:A:101:GLY:HA3	2:B:84:GLN:HB2	9	0.34
(1,36)	1:A:101:GLY:HA3	2:B:84:GLN:HB3	9	0.34
(1,36)	1:A:101:GLY:HA3	2:B:84:GLN:HE21	9	0.34
(1,36)	1:A:101:GLY:HA3	2:B:84:GLN:HE22	9	0.34
(1,36)	1:A:101:GLY:HA3	2:B:84:GLN:HG2	9	0.34
(1,36)	1:A:101:GLY:HA3	2:B:84:GLN:HG3	9	0.34
(1,36)	1:A:101:GLY:HA3	2:B:84:GLN:N	9	0.34
(1,36)	1:A:101:GLY:HA3	2:B:84:GLN:NE2	9	0.34
(1,36)	1:A:101:GLY:HA3	2:B:84:GLN:O	9	0.34
(1,36)	1:A:101:GLY:HA3	2:B:84:GLN:OE1	9	0.34
(1,36)	1:A:101:GLY:HA3	2:B:97:THR:C	9	0.34
(1,36)	1:A:101:GLY:HA3	2:B:97:THR:CA	9	0.34
(1,36)	1:A:101:GLY:HA3	2:B:97:THR:CB	9	0.34
(1,36)	1:A:101:GLY:HA3	2:B:97:THR:CG2	9	0.34
(1,36)	1:A:101:GLY:HA3	2:B:97:THR:H	9	0.34
(1,36)	1:A:101:GLY:HA3	2:B:97:THR:HA	9	0.34
(1,36)	1:A:101:GLY:HA3	2:B:97:THR:HB	9	0.34
(1,36)	1:A:101:GLY:HA3	2:B:97:THR:HG1	9	0.34

*Continued on next page...*

*Continued from previous page...*

Key	Atom-1	Atom-2	Model ID	Violation (Å)
(1,36)	1:A:101:GLY:HA3	2:B:97:THR:HG21	9	0.34
(1,36)	1:A:101:GLY:HA3	2:B:97:THR:HG22	9	0.34
(1,36)	1:A:101:GLY:HA3	2:B:97:THR:HG23	9	0.34
(1,36)	1:A:101:GLY:HA3	2:B:97:THR:N	9	0.34
(1,36)	1:A:101:GLY:HA3	2:B:97:THR:O	9	0.34
(1,36)	1:A:101:GLY:HA3	2:B:97:THR:OG1	9	0.34
(1,36)	1:A:101:GLY:HA3	2:B:99:HIS:C	9	0.34
(1,36)	1:A:101:GLY:HA3	2:B:99:HIS:CA	9	0.34
(1,36)	1:A:101:GLY:HA3	2:B:99:HIS:CB	9	0.34
(1,36)	1:A:101:GLY:HA3	2:B:99:HIS:CD2	9	0.34
(1,36)	1:A:101:GLY:HA3	2:B:99:HIS:CE1	9	0.34
(1,36)	1:A:101:GLY:HA3	2:B:99:HIS:CG	9	0.34
(1,36)	1:A:101:GLY:HA3	2:B:99:HIS:H	9	0.34
(1,36)	1:A:101:GLY:HA3	2:B:99:HIS:HA	9	0.34
(1,36)	1:A:101:GLY:HA3	2:B:99:HIS:HB2	9	0.34
(1,36)	1:A:101:GLY:HA3	2:B:99:HIS:HB3	9	0.34
(1,36)	1:A:101:GLY:HA3	2:B:99:HIS:HD1	9	0.34
(1,36)	1:A:101:GLY:HA3	2:B:99:HIS:HD2	9	0.34
(1,36)	1:A:101:GLY:HA3	2:B:99:HIS:HE1	9	0.34
(1,36)	1:A:101:GLY:HA3	2:B:99:HIS:HE2	9	0.34
(1,36)	1:A:101:GLY:HA3	2:B:99:HIS:N	9	0.34
(1,36)	1:A:101:GLY:HA3	2:B:99:HIS:ND1	9	0.34
(1,36)	1:A:101:GLY:HA3	2:B:99:HIS:NE2	9	0.34
(1,36)	1:A:101:GLY:HA3	2:B:99:HIS:O	9	0.34
(1,36)	1:A:101:GLY:HA3	2:B:101:VAL:C	9	0.34
(1,36)	1:A:101:GLY:HA3	2:B:101:VAL:CA	9	0.34
(1,36)	1:A:101:GLY:HA3	2:B:101:VAL:CB	9	0.34
(1,36)	1:A:101:GLY:HA3	2:B:101:VAL:CG1	9	0.34
(1,36)	1:A:101:GLY:HA3	2:B:101:VAL:CG2	9	0.34
(1,36)	1:A:101:GLY:HA3	2:B:101:VAL:H	9	0.34
(1,36)	1:A:101:GLY:HA3	2:B:101:VAL:HA	9	0.34
(1,36)	1:A:101:GLY:HA3	2:B:101:VAL:HB	9	0.34
(1,36)	1:A:101:GLY:HA3	2:B:101:VAL:HG11	9	0.34
(1,36)	1:A:101:GLY:HA3	2:B:101:VAL:HG12	9	0.34
(1,36)	1:A:101:GLY:HA3	2:B:101:VAL:HG13	9	0.34
(1,36)	1:A:101:GLY:HA3	2:B:101:VAL:HG21	9	0.34
(1,36)	1:A:101:GLY:HA3	2:B:101:VAL:HG22	9	0.34
(1,36)	1:A:101:GLY:HA3	2:B:101:VAL:HG23	9	0.34
(1,36)	1:A:101:GLY:HA3	2:B:101:VAL:N	9	0.34
(1,36)	1:A:101:GLY:HA3	2:B:101:VAL:O	9	0.34
(1,36)	1:A:101:GLY:N	2:B:75:ILE:C	9	0.34
(1,36)	1:A:101:GLY:N	2:B:75:ILE:CA	9	0.34

*Continued on next page...*

*Continued from previous page...*

Key	Atom-1	Atom-2	Model ID	Violation (Å)
(1,36)	1:A:101:GLY:N	2:B:75:ILE:CB	9	0.34
(1,36)	1:A:101:GLY:N	2:B:75:ILE:CD1	9	0.34
(1,36)	1:A:101:GLY:N	2:B:75:ILE:CG1	9	0.34
(1,36)	1:A:101:GLY:N	2:B:75:ILE:CG2	9	0.34
(1,36)	1:A:101:GLY:N	2:B:75:ILE:H	9	0.34
(1,36)	1:A:101:GLY:N	2:B:75:ILE:HA	9	0.34
(1,36)	1:A:101:GLY:N	2:B:75:ILE:HB	9	0.34
(1,36)	1:A:101:GLY:N	2:B:75:ILE:HD11	9	0.34
(1,36)	1:A:101:GLY:N	2:B:75:ILE:HD12	9	0.34
(1,36)	1:A:101:GLY:N	2:B:75:ILE:HD13	9	0.34
(1,36)	1:A:101:GLY:N	2:B:75:ILE:HG12	9	0.34
(1,36)	1:A:101:GLY:N	2:B:75:ILE:HG13	9	0.34
(1,36)	1:A:101:GLY:N	2:B:75:ILE:HG21	9	0.34
(1,36)	1:A:101:GLY:N	2:B:75:ILE:HG22	9	0.34
(1,36)	1:A:101:GLY:N	2:B:75:ILE:HG23	9	0.34
(1,36)	1:A:101:GLY:N	2:B:75:ILE:N	9	0.34
(1,36)	1:A:101:GLY:N	2:B:75:ILE:O	9	0.34
(1,36)	1:A:101:GLY:N	2:B:77:ALA:C	9	0.34
(1,36)	1:A:101:GLY:N	2:B:77:ALA:CA	9	0.34
(1,36)	1:A:101:GLY:N	2:B:77:ALA:CB	9	0.34
(1,36)	1:A:101:GLY:N	2:B:77:ALA:H	9	0.34
(1,36)	1:A:101:GLY:N	2:B:77:ALA:HA	9	0.34
(1,36)	1:A:101:GLY:N	2:B:77:ALA:HB1	9	0.34
(1,36)	1:A:101:GLY:N	2:B:77:ALA:HB2	9	0.34
(1,36)	1:A:101:GLY:N	2:B:77:ALA:HB3	9	0.34
(1,36)	1:A:101:GLY:N	2:B:77:ALA:N	9	0.34
(1,36)	1:A:101:GLY:N	2:B:77:ALA:O	9	0.34
(1,36)	1:A:101:GLY:N	2:B:78:GLY:C	9	0.34
(1,36)	1:A:101:GLY:N	2:B:78:GLY:CA	9	0.34
(1,36)	1:A:101:GLY:N	2:B:78:GLY:H	9	0.34
(1,36)	1:A:101:GLY:N	2:B:78:GLY:HA2	9	0.34
(1,36)	1:A:101:GLY:N	2:B:78:GLY:HA3	9	0.34
(1,36)	1:A:101:GLY:N	2:B:78:GLY:N	9	0.34
(1,36)	1:A:101:GLY:N	2:B:78:GLY:O	9	0.34
(1,36)	1:A:101:GLY:N	2:B:79:LYS:C	9	0.34
(1,36)	1:A:101:GLY:N	2:B:79:LYS:CA	9	0.34
(1,36)	1:A:101:GLY:N	2:B:79:LYS:CB	9	0.34
(1,36)	1:A:101:GLY:N	2:B:79:LYS:CD	9	0.34
(1,36)	1:A:101:GLY:N	2:B:79:LYS:CE	9	0.34
(1,36)	1:A:101:GLY:N	2:B:79:LYS:CG	9	0.34
(1,36)	1:A:101:GLY:N	2:B:79:LYS:H	9	0.34
(1,36)	1:A:101:GLY:N	2:B:79:LYS:HA	9	0.34

*Continued on next page...*



*Continued from previous page...*

Key	Atom-1	Atom-2	Model ID	Violation (Å)
(1,36)	1:A:101:GLY:N	2:B:79:LYS:HB2	9	0.34
(1,36)	1:A:101:GLY:N	2:B:79:LYS:HB3	9	0.34
(1,36)	1:A:101:GLY:N	2:B:79:LYS:HD2	9	0.34
(1,36)	1:A:101:GLY:N	2:B:79:LYS:HD3	9	0.34
(1,36)	1:A:101:GLY:N	2:B:79:LYS:HE2	9	0.34
(1,36)	1:A:101:GLY:N	2:B:79:LYS:HE3	9	0.34
(1,36)	1:A:101:GLY:N	2:B:79:LYS:HG2	9	0.34
(1,36)	1:A:101:GLY:N	2:B:79:LYS:HG3	9	0.34
(1,36)	1:A:101:GLY:N	2:B:79:LYS:HZ1	9	0.34
(1,36)	1:A:101:GLY:N	2:B:79:LYS:HZ2	9	0.34
(1,36)	1:A:101:GLY:N	2:B:79:LYS:HZ3	9	0.34
(1,36)	1:A:101:GLY:N	2:B:79:LYS:N	9	0.34
(1,36)	1:A:101:GLY:N	2:B:79:LYS:NZ	9	0.34
(1,36)	1:A:101:GLY:N	2:B:79:LYS:O	9	0.34
(1,36)	1:A:101:GLY:N	2:B:80:ILE:C	9	0.34
(1,36)	1:A:101:GLY:N	2:B:80:ILE:CA	9	0.34
(1,36)	1:A:101:GLY:N	2:B:80:ILE:CB	9	0.34
(1,36)	1:A:101:GLY:N	2:B:80:ILE:CD1	9	0.34
(1,36)	1:A:101:GLY:N	2:B:80:ILE:CG1	9	0.34
(1,36)	1:A:101:GLY:N	2:B:80:ILE:CG2	9	0.34
(1,36)	1:A:101:GLY:N	2:B:80:ILE:H	9	0.34
(1,36)	1:A:101:GLY:N	2:B:80:ILE:HA	9	0.34
(1,36)	1:A:101:GLY:N	2:B:80:ILE:HB	9	0.34
(1,36)	1:A:101:GLY:N	2:B:80:ILE:HD11	9	0.34
(1,36)	1:A:101:GLY:N	2:B:80:ILE:HD12	9	0.34
(1,36)	1:A:101:GLY:N	2:B:80:ILE:HD13	9	0.34
(1,36)	1:A:101:GLY:N	2:B:80:ILE:HG12	9	0.34
(1,36)	1:A:101:GLY:N	2:B:80:ILE:HG13	9	0.34
(1,36)	1:A:101:GLY:N	2:B:80:ILE:HG21	9	0.34
(1,36)	1:A:101:GLY:N	2:B:80:ILE:HG22	9	0.34
(1,36)	1:A:101:GLY:N	2:B:80:ILE:HG23	9	0.34
(1,36)	1:A:101:GLY:N	2:B:80:ILE:N	9	0.34
(1,36)	1:A:101:GLY:N	2:B:80:ILE:O	9	0.34
(1,36)	1:A:101:GLY:N	2:B:84:GLN:C	9	0.34
(1,36)	1:A:101:GLY:N	2:B:84:GLN:CA	9	0.34
(1,36)	1:A:101:GLY:N	2:B:84:GLN:CB	9	0.34
(1,36)	1:A:101:GLY:N	2:B:84:GLN:CD	9	0.34
(1,36)	1:A:101:GLY:N	2:B:84:GLN:CG	9	0.34
(1,36)	1:A:101:GLY:N	2:B:84:GLN:H	9	0.34
(1,36)	1:A:101:GLY:N	2:B:84:GLN:HA	9	0.34
(1,36)	1:A:101:GLY:N	2:B:84:GLN:HB2	9	0.34
(1,36)	1:A:101:GLY:N	2:B:84:GLN:HB3	9	0.34

*Continued on next page...*

*Continued from previous page...*

Key	Atom-1	Atom-2	Model ID	Violation (Å)
(1,36)	1:A:101:GLY:N	2:B:84:GLN:HE21	9	0.34
(1,36)	1:A:101:GLY:N	2:B:84:GLN:HE22	9	0.34
(1,36)	1:A:101:GLY:N	2:B:84:GLN:HG2	9	0.34
(1,36)	1:A:101:GLY:N	2:B:84:GLN:HG3	9	0.34
(1,36)	1:A:101:GLY:N	2:B:84:GLN:N	9	0.34
(1,36)	1:A:101:GLY:N	2:B:84:GLN:NE2	9	0.34
(1,36)	1:A:101:GLY:N	2:B:84:GLN:O	9	0.34
(1,36)	1:A:101:GLY:N	2:B:84:GLN:OE1	9	0.34
(1,36)	1:A:101:GLY:N	2:B:97:THR:C	9	0.34
(1,36)	1:A:101:GLY:N	2:B:97:THR:CA	9	0.34
(1,36)	1:A:101:GLY:N	2:B:97:THR:CB	9	0.34
(1,36)	1:A:101:GLY:N	2:B:97:THR:CG2	9	0.34
(1,36)	1:A:101:GLY:N	2:B:97:THR:H	9	0.34
(1,36)	1:A:101:GLY:N	2:B:97:THR:HA	9	0.34
(1,36)	1:A:101:GLY:N	2:B:97:THR:HB	9	0.34
(1,36)	1:A:101:GLY:N	2:B:97:THR:HG1	9	0.34
(1,36)	1:A:101:GLY:N	2:B:97:THR:HG21	9	0.34
(1,36)	1:A:101:GLY:N	2:B:97:THR:HG22	9	0.34
(1,36)	1:A:101:GLY:N	2:B:97:THR:HG23	9	0.34
(1,36)	1:A:101:GLY:N	2:B:97:THR:N	9	0.34
(1,36)	1:A:101:GLY:N	2:B:97:THR:O	9	0.34
(1,36)	1:A:101:GLY:N	2:B:97:THR:OG1	9	0.34
(1,36)	1:A:101:GLY:N	2:B:99:HIS:C	9	0.34
(1,36)	1:A:101:GLY:N	2:B:99:HIS:CA	9	0.34
(1,36)	1:A:101:GLY:N	2:B:99:HIS:CB	9	0.34
(1,36)	1:A:101:GLY:N	2:B:99:HIS:CD2	9	0.34
(1,36)	1:A:101:GLY:N	2:B:99:HIS:CE1	9	0.34
(1,36)	1:A:101:GLY:N	2:B:99:HIS:CG	9	0.34
(1,36)	1:A:101:GLY:N	2:B:99:HIS:H	9	0.34
(1,36)	1:A:101:GLY:N	2:B:99:HIS:HA	9	0.34
(1,36)	1:A:101:GLY:N	2:B:99:HIS:HB2	9	0.34
(1,36)	1:A:101:GLY:N	2:B:99:HIS:HB3	9	0.34
(1,36)	1:A:101:GLY:N	2:B:99:HIS:HD1	9	0.34
(1,36)	1:A:101:GLY:N	2:B:99:HIS:HD2	9	0.34
(1,36)	1:A:101:GLY:N	2:B:99:HIS:HE1	9	0.34
(1,36)	1:A:101:GLY:N	2:B:99:HIS:HE2	9	0.34
(1,36)	1:A:101:GLY:N	2:B:99:HIS:N	9	0.34
(1,36)	1:A:101:GLY:N	2:B:99:HIS:ND1	9	0.34
(1,36)	1:A:101:GLY:N	2:B:99:HIS:NE2	9	0.34
(1,36)	1:A:101:GLY:N	2:B:99:HIS:O	9	0.34
(1,36)	1:A:101:GLY:N	2:B:101:VAL:C	9	0.34
(1,36)	1:A:101:GLY:N	2:B:101:VAL:CA	9	0.34

*Continued on next page...*

*Continued from previous page...*

Key	Atom-1	Atom-2	Model ID	Violation (Å)
(1,36)	1:A:101:GLY:N	2:B:101:VAL:CB	9	0.34
(1,36)	1:A:101:GLY:N	2:B:101:VAL:CG1	9	0.34
(1,36)	1:A:101:GLY:N	2:B:101:VAL:CG2	9	0.34
(1,36)	1:A:101:GLY:N	2:B:101:VAL:H	9	0.34
(1,36)	1:A:101:GLY:N	2:B:101:VAL:HA	9	0.34
(1,36)	1:A:101:GLY:N	2:B:101:VAL:HB	9	0.34
(1,36)	1:A:101:GLY:N	2:B:101:VAL:HG11	9	0.34
(1,36)	1:A:101:GLY:N	2:B:101:VAL:HG12	9	0.34
(1,36)	1:A:101:GLY:N	2:B:101:VAL:HG13	9	0.34
(1,36)	1:A:101:GLY:N	2:B:101:VAL:HG21	9	0.34
(1,36)	1:A:101:GLY:N	2:B:101:VAL:HG22	9	0.34
(1,36)	1:A:101:GLY:N	2:B:101:VAL:HG23	9	0.34
(1,36)	1:A:101:GLY:N	2:B:101:VAL:N	9	0.34
(1,36)	1:A:101:GLY:N	2:B:101:VAL:O	9	0.34
(1,36)	1:A:101:GLY:O	2:B:75:ILE:C	9	0.34
(1,36)	1:A:101:GLY:O	2:B:75:ILE:CA	9	0.34
(1,36)	1:A:101:GLY:O	2:B:75:ILE:CB	9	0.34
(1,36)	1:A:101:GLY:O	2:B:75:ILE:CD1	9	0.34
(1,36)	1:A:101:GLY:O	2:B:75:ILE:CG1	9	0.34
(1,36)	1:A:101:GLY:O	2:B:75:ILE:CG2	9	0.34
(1,36)	1:A:101:GLY:O	2:B:75:ILE:H	9	0.34
(1,36)	1:A:101:GLY:O	2:B:75:ILE:HA	9	0.34
(1,36)	1:A:101:GLY:O	2:B:75:ILE:HB	9	0.34
(1,36)	1:A:101:GLY:O	2:B:75:ILE:HD11	9	0.34
(1,36)	1:A:101:GLY:O	2:B:75:ILE:HD12	9	0.34
(1,36)	1:A:101:GLY:O	2:B:75:ILE:HD13	9	0.34
(1,36)	1:A:101:GLY:O	2:B:75:ILE:HG12	9	0.34
(1,36)	1:A:101:GLY:O	2:B:75:ILE:HG13	9	0.34
(1,36)	1:A:101:GLY:O	2:B:75:ILE:HG21	9	0.34
(1,36)	1:A:101:GLY:O	2:B:75:ILE:HG22	9	0.34
(1,36)	1:A:101:GLY:O	2:B:75:ILE:HG23	9	0.34
(1,36)	1:A:101:GLY:O	2:B:75:ILE:N	9	0.34
(1,36)	1:A:101:GLY:O	2:B:75:ILE:O	9	0.34
(1,36)	1:A:101:GLY:O	2:B:77:ALA:C	9	0.34
(1,36)	1:A:101:GLY:O	2:B:77:ALA:CA	9	0.34
(1,36)	1:A:101:GLY:O	2:B:77:ALA:CB	9	0.34
(1,36)	1:A:101:GLY:O	2:B:77:ALA:H	9	0.34
(1,36)	1:A:101:GLY:O	2:B:77:ALA:HA	9	0.34
(1,36)	1:A:101:GLY:O	2:B:77:ALA:HB1	9	0.34
(1,36)	1:A:101:GLY:O	2:B:77:ALA:HB2	9	0.34
(1,36)	1:A:101:GLY:O	2:B:77:ALA:HB3	9	0.34
(1,36)	1:A:101:GLY:O	2:B:77:ALA:N	9	0.34

*Continued on next page...*

*Continued from previous page...*

Key	Atom-1	Atom-2	Model ID	Violation (Å)
(1,36)	1:A:101:GLY:O	2:B:77:ALA:O	9	0.34
(1,36)	1:A:101:GLY:O	2:B:78:GLY:C	9	0.34
(1,36)	1:A:101:GLY:O	2:B:78:GLY:CA	9	0.34
(1,36)	1:A:101:GLY:O	2:B:78:GLY:H	9	0.34
(1,36)	1:A:101:GLY:O	2:B:78:GLY:HA2	9	0.34
(1,36)	1:A:101:GLY:O	2:B:78:GLY:HA3	9	0.34
(1,36)	1:A:101:GLY:O	2:B:78:GLY:N	9	0.34
(1,36)	1:A:101:GLY:O	2:B:78:GLY:O	9	0.34
(1,36)	1:A:101:GLY:O	2:B:79:LYS:C	9	0.34
(1,36)	1:A:101:GLY:O	2:B:79:LYS:CA	9	0.34
(1,36)	1:A:101:GLY:O	2:B:79:LYS:CB	9	0.34
(1,36)	1:A:101:GLY:O	2:B:79:LYS:CD	9	0.34
(1,36)	1:A:101:GLY:O	2:B:79:LYS:CE	9	0.34
(1,36)	1:A:101:GLY:O	2:B:79:LYS:CG	9	0.34
(1,36)	1:A:101:GLY:O	2:B:79:LYS:H	9	0.34
(1,36)	1:A:101:GLY:O	2:B:79:LYS:HA	9	0.34
(1,36)	1:A:101:GLY:O	2:B:79:LYS:HB2	9	0.34
(1,36)	1:A:101:GLY:O	2:B:79:LYS:HB3	9	0.34
(1,36)	1:A:101:GLY:O	2:B:79:LYS:HD2	9	0.34
(1,36)	1:A:101:GLY:O	2:B:79:LYS:HD3	9	0.34
(1,36)	1:A:101:GLY:O	2:B:79:LYS:HE2	9	0.34
(1,36)	1:A:101:GLY:O	2:B:79:LYS:HE3	9	0.34
(1,36)	1:A:101:GLY:O	2:B:79:LYS:HG2	9	0.34
(1,36)	1:A:101:GLY:O	2:B:79:LYS:HG3	9	0.34
(1,36)	1:A:101:GLY:O	2:B:79:LYS:HZ1	9	0.34
(1,36)	1:A:101:GLY:O	2:B:79:LYS:HZ2	9	0.34
(1,36)	1:A:101:GLY:O	2:B:79:LYS:HZ3	9	0.34
(1,36)	1:A:101:GLY:O	2:B:79:LYS:N	9	0.34
(1,36)	1:A:101:GLY:O	2:B:79:LYS:NZ	9	0.34
(1,36)	1:A:101:GLY:O	2:B:79:LYS:O	9	0.34
(1,36)	1:A:101:GLY:O	2:B:80:ILE:C	9	0.34
(1,36)	1:A:101:GLY:O	2:B:80:ILE:CA	9	0.34
(1,36)	1:A:101:GLY:O	2:B:80:ILE:CB	9	0.34
(1,36)	1:A:101:GLY:O	2:B:80:ILE:CD1	9	0.34
(1,36)	1:A:101:GLY:O	2:B:80:ILE:CG1	9	0.34
(1,36)	1:A:101:GLY:O	2:B:80:ILE:CG2	9	0.34
(1,36)	1:A:101:GLY:O	2:B:80:ILE:H	9	0.34
(1,36)	1:A:101:GLY:O	2:B:80:ILE:HA	9	0.34
(1,36)	1:A:101:GLY:O	2:B:80:ILE:HB	9	0.34
(1,36)	1:A:101:GLY:O	2:B:80:ILE:HD11	9	0.34
(1,36)	1:A:101:GLY:O	2:B:80:ILE:HD12	9	0.34
(1,36)	1:A:101:GLY:O	2:B:80:ILE:HD13	9	0.34

*Continued on next page...*

*Continued from previous page...*

Key	Atom-1	Atom-2	Model ID	Violation (Å)
(1,36)	1:A:101:GLY:O	2:B:80:ILE:HG12	9	0.34
(1,36)	1:A:101:GLY:O	2:B:80:ILE:HG13	9	0.34
(1,36)	1:A:101:GLY:O	2:B:80:ILE:HG21	9	0.34
(1,36)	1:A:101:GLY:O	2:B:80:ILE:HG22	9	0.34
(1,36)	1:A:101:GLY:O	2:B:80:ILE:HG23	9	0.34
(1,36)	1:A:101:GLY:O	2:B:80:ILE:N	9	0.34
(1,36)	1:A:101:GLY:O	2:B:80:ILE:O	9	0.34
(1,36)	1:A:101:GLY:O	2:B:84:GLN:C	9	0.34
(1,36)	1:A:101:GLY:O	2:B:84:GLN:CA	9	0.34
(1,36)	1:A:101:GLY:O	2:B:84:GLN:CB	9	0.34
(1,36)	1:A:101:GLY:O	2:B:84:GLN:CD	9	0.34
(1,36)	1:A:101:GLY:O	2:B:84:GLN:CG	9	0.34
(1,36)	1:A:101:GLY:O	2:B:84:GLN:H	9	0.34
(1,36)	1:A:101:GLY:O	2:B:84:GLN:HA	9	0.34
(1,36)	1:A:101:GLY:O	2:B:84:GLN:HB2	9	0.34
(1,36)	1:A:101:GLY:O	2:B:84:GLN:HB3	9	0.34
(1,36)	1:A:101:GLY:O	2:B:84:GLN:HE21	9	0.34
(1,36)	1:A:101:GLY:O	2:B:84:GLN:HE22	9	0.34
(1,36)	1:A:101:GLY:O	2:B:84:GLN:HG2	9	0.34
(1,36)	1:A:101:GLY:O	2:B:84:GLN:HG3	9	0.34
(1,36)	1:A:101:GLY:O	2:B:84:GLN:N	9	0.34
(1,36)	1:A:101:GLY:O	2:B:84:GLN:NE2	9	0.34
(1,36)	1:A:101:GLY:O	2:B:84:GLN:O	9	0.34
(1,36)	1:A:101:GLY:O	2:B:84:GLN:OE1	9	0.34
(1,36)	1:A:101:GLY:O	2:B:97:THR:C	9	0.34
(1,36)	1:A:101:GLY:O	2:B:97:THR:CA	9	0.34
(1,36)	1:A:101:GLY:O	2:B:97:THR:CB	9	0.34
(1,36)	1:A:101:GLY:O	2:B:97:THR:CG2	9	0.34
(1,36)	1:A:101:GLY:O	2:B:97:THR:H	9	0.34
(1,36)	1:A:101:GLY:O	2:B:97:THR:HA	9	0.34
(1,36)	1:A:101:GLY:O	2:B:97:THR:HB	9	0.34
(1,36)	1:A:101:GLY:O	2:B:97:THR:HG1	9	0.34
(1,36)	1:A:101:GLY:O	2:B:97:THR:HG21	9	0.34
(1,36)	1:A:101:GLY:O	2:B:97:THR:HG22	9	0.34
(1,36)	1:A:101:GLY:O	2:B:97:THR:HG23	9	0.34
(1,36)	1:A:101:GLY:O	2:B:97:THR:N	9	0.34
(1,36)	1:A:101:GLY:O	2:B:97:THR:O	9	0.34
(1,36)	1:A:101:GLY:O	2:B:97:THR:OG1	9	0.34
(1,36)	1:A:101:GLY:O	2:B:99:HIS:C	9	0.34
(1,36)	1:A:101:GLY:O	2:B:99:HIS:CA	9	0.34
(1,36)	1:A:101:GLY:O	2:B:99:HIS:CB	9	0.34
(1,36)	1:A:101:GLY:O	2:B:99:HIS:CD2	9	0.34

*Continued on next page...*

*Continued from previous page...*

Key	Atom-1	Atom-2	Model ID	Violation (Å)
(1,36)	1:A:101:GLY:O	2:B:99:HIS:CE1	9	0.34
(1,36)	1:A:101:GLY:O	2:B:99:HIS:CG	9	0.34
(1,36)	1:A:101:GLY:O	2:B:99:HIS:H	9	0.34
(1,36)	1:A:101:GLY:O	2:B:99:HIS:HA	9	0.34
(1,36)	1:A:101:GLY:O	2:B:99:HIS:HB2	9	0.34
(1,36)	1:A:101:GLY:O	2:B:99:HIS:HB3	9	0.34
(1,36)	1:A:101:GLY:O	2:B:99:HIS:HD1	9	0.34
(1,36)	1:A:101:GLY:O	2:B:99:HIS:HD2	9	0.34
(1,36)	1:A:101:GLY:O	2:B:99:HIS:HE1	9	0.34
(1,36)	1:A:101:GLY:O	2:B:99:HIS:HE2	9	0.34
(1,36)	1:A:101:GLY:O	2:B:99:HIS:N	9	0.34
(1,36)	1:A:101:GLY:O	2:B:99:HIS:ND1	9	0.34
(1,36)	1:A:101:GLY:O	2:B:99:HIS:NE2	9	0.34
(1,36)	1:A:101:GLY:O	2:B:99:HIS:O	9	0.34
(1,36)	1:A:101:GLY:O	2:B:101:VAL:C	9	0.34
(1,36)	1:A:101:GLY:O	2:B:101:VAL:CA	9	0.34
(1,36)	1:A:101:GLY:O	2:B:101:VAL:CB	9	0.34
(1,36)	1:A:101:GLY:O	2:B:101:VAL:CG1	9	0.34
(1,36)	1:A:101:GLY:O	2:B:101:VAL:CG2	9	0.34
(1,36)	1:A:101:GLY:O	2:B:101:VAL:H	9	0.34
(1,36)	1:A:101:GLY:O	2:B:101:VAL:HA	9	0.34
(1,36)	1:A:101:GLY:O	2:B:101:VAL:HB	9	0.34
(1,36)	1:A:101:GLY:O	2:B:101:VAL:HG11	9	0.34
(1,36)	1:A:101:GLY:O	2:B:101:VAL:HG12	9	0.34
(1,36)	1:A:101:GLY:O	2:B:101:VAL:HG13	9	0.34
(1,36)	1:A:101:GLY:O	2:B:101:VAL:HG21	9	0.34
(1,36)	1:A:101:GLY:O	2:B:101:VAL:HG22	9	0.34
(1,36)	1:A:101:GLY:O	2:B:101:VAL:HG23	9	0.34
(1,36)	1:A:101:GLY:O	2:B:101:VAL:N	9	0.34
(1,36)	1:A:101:GLY:O	2:B:101:VAL:O	9	0.34
(1,36)	1:A:101:GLY:C	2:B:75:ILE:C	8	0.27
(1,36)	1:A:101:GLY:C	2:B:75:ILE:CA	8	0.27
(1,36)	1:A:101:GLY:C	2:B:75:ILE:CB	8	0.27
(1,36)	1:A:101:GLY:C	2:B:75:ILE:CD1	8	0.27
(1,36)	1:A:101:GLY:C	2:B:75:ILE:CG1	8	0.27
(1,36)	1:A:101:GLY:C	2:B:75:ILE:CG2	8	0.27
(1,36)	1:A:101:GLY:C	2:B:75:ILE:H	8	0.27
(1,36)	1:A:101:GLY:C	2:B:75:ILE:HA	8	0.27
(1,36)	1:A:101:GLY:C	2:B:75:ILE:HB	8	0.27
(1,36)	1:A:101:GLY:C	2:B:75:ILE:HD11	8	0.27
(1,36)	1:A:101:GLY:C	2:B:75:ILE:HD12	8	0.27
(1,36)	1:A:101:GLY:C	2:B:75:ILE:HD13	8	0.27

*Continued on next page...*

*Continued from previous page...*

Key	Atom-1	Atom-2	Model ID	Violation (Å)
(1,36)	1:A:101:GLY:C	2:B:75:ILE:HG12	8	0.27
(1,36)	1:A:101:GLY:C	2:B:75:ILE:HG13	8	0.27
(1,36)	1:A:101:GLY:C	2:B:75:ILE:HG21	8	0.27
(1,36)	1:A:101:GLY:C	2:B:75:ILE:HG22	8	0.27
(1,36)	1:A:101:GLY:C	2:B:75:ILE:HG23	8	0.27
(1,36)	1:A:101:GLY:C	2:B:75:ILE:N	8	0.27
(1,36)	1:A:101:GLY:C	2:B:75:ILE:O	8	0.27
(1,36)	1:A:101:GLY:C	2:B:77:ALA:C	8	0.27
(1,36)	1:A:101:GLY:C	2:B:77:ALA:CA	8	0.27
(1,36)	1:A:101:GLY:C	2:B:77:ALA:CB	8	0.27
(1,36)	1:A:101:GLY:C	2:B:77:ALA:H	8	0.27
(1,36)	1:A:101:GLY:C	2:B:77:ALA:HA	8	0.27
(1,36)	1:A:101:GLY:C	2:B:77:ALA:HB1	8	0.27
(1,36)	1:A:101:GLY:C	2:B:77:ALA:HB2	8	0.27
(1,36)	1:A:101:GLY:C	2:B:77:ALA:HB3	8	0.27
(1,36)	1:A:101:GLY:C	2:B:77:ALA:N	8	0.27
(1,36)	1:A:101:GLY:C	2:B:77:ALA:O	8	0.27
(1,36)	1:A:101:GLY:C	2:B:78:GLY:C	8	0.27
(1,36)	1:A:101:GLY:C	2:B:78:GLY:CA	8	0.27
(1,36)	1:A:101:GLY:C	2:B:78:GLY:H	8	0.27
(1,36)	1:A:101:GLY:C	2:B:78:GLY:HA2	8	0.27
(1,36)	1:A:101:GLY:C	2:B:78:GLY:HA3	8	0.27
(1,36)	1:A:101:GLY:C	2:B:78:GLY:N	8	0.27
(1,36)	1:A:101:GLY:C	2:B:78:GLY:O	8	0.27
(1,36)	1:A:101:GLY:C	2:B:79:LYS:C	8	0.27
(1,36)	1:A:101:GLY:C	2:B:79:LYS:CA	8	0.27
(1,36)	1:A:101:GLY:C	2:B:79:LYS:CB	8	0.27
(1,36)	1:A:101:GLY:C	2:B:79:LYS:CD	8	0.27
(1,36)	1:A:101:GLY:C	2:B:79:LYS:CE	8	0.27
(1,36)	1:A:101:GLY:C	2:B:79:LYS:CG	8	0.27
(1,36)	1:A:101:GLY:C	2:B:79:LYS:H	8	0.27
(1,36)	1:A:101:GLY:C	2:B:79:LYS:HA	8	0.27
(1,36)	1:A:101:GLY:C	2:B:79:LYS:HB2	8	0.27
(1,36)	1:A:101:GLY:C	2:B:79:LYS:HB3	8	0.27
(1,36)	1:A:101:GLY:C	2:B:79:LYS:HD2	8	0.27
(1,36)	1:A:101:GLY:C	2:B:79:LYS:HD3	8	0.27
(1,36)	1:A:101:GLY:C	2:B:79:LYS:HE2	8	0.27
(1,36)	1:A:101:GLY:C	2:B:79:LYS:HE3	8	0.27
(1,36)	1:A:101:GLY:C	2:B:79:LYS:HG2	8	0.27
(1,36)	1:A:101:GLY:C	2:B:79:LYS:HG3	8	0.27
(1,36)	1:A:101:GLY:C	2:B:79:LYS:HZ1	8	0.27
(1,36)	1:A:101:GLY:C	2:B:79:LYS:HZ2	8	0.27

*Continued on next page...*

*Continued from previous page...*

Key	Atom-1	Atom-2	Model ID	Violation (Å)
(1,36)	1:A:101:GLY:C	2:B:79:LYS:HZ3	8	0.27
(1,36)	1:A:101:GLY:C	2:B:79:LYS:N	8	0.27
(1,36)	1:A:101:GLY:C	2:B:79:LYS:NZ	8	0.27
(1,36)	1:A:101:GLY:C	2:B:79:LYS:O	8	0.27
(1,36)	1:A:101:GLY:C	2:B:80:ILE:C	8	0.27
(1,36)	1:A:101:GLY:C	2:B:80:ILE:CA	8	0.27
(1,36)	1:A:101:GLY:C	2:B:80:ILE:CB	8	0.27
(1,36)	1:A:101:GLY:C	2:B:80:ILE:CD1	8	0.27
(1,36)	1:A:101:GLY:C	2:B:80:ILE:CG1	8	0.27
(1,36)	1:A:101:GLY:C	2:B:80:ILE:CG2	8	0.27
(1,36)	1:A:101:GLY:C	2:B:80:ILE:H	8	0.27
(1,36)	1:A:101:GLY:C	2:B:80:ILE:HA	8	0.27
(1,36)	1:A:101:GLY:C	2:B:80:ILE:HB	8	0.27
(1,36)	1:A:101:GLY:C	2:B:80:ILE:HD11	8	0.27
(1,36)	1:A:101:GLY:C	2:B:80:ILE:HD12	8	0.27
(1,36)	1:A:101:GLY:C	2:B:80:ILE:HD13	8	0.27
(1,36)	1:A:101:GLY:C	2:B:80:ILE:HG12	8	0.27
(1,36)	1:A:101:GLY:C	2:B:80:ILE:HG13	8	0.27
(1,36)	1:A:101:GLY:C	2:B:80:ILE:HG21	8	0.27
(1,36)	1:A:101:GLY:C	2:B:80:ILE:HG22	8	0.27
(1,36)	1:A:101:GLY:C	2:B:80:ILE:HG23	8	0.27
(1,36)	1:A:101:GLY:C	2:B:80:ILE:N	8	0.27
(1,36)	1:A:101:GLY:C	2:B:80:ILE:O	8	0.27
(1,36)	1:A:101:GLY:C	2:B:84:GLN:C	8	0.27
(1,36)	1:A:101:GLY:C	2:B:84:GLN:CA	8	0.27
(1,36)	1:A:101:GLY:C	2:B:84:GLN:CB	8	0.27
(1,36)	1:A:101:GLY:C	2:B:84:GLN:CD	8	0.27
(1,36)	1:A:101:GLY:C	2:B:84:GLN:CG	8	0.27
(1,36)	1:A:101:GLY:C	2:B:84:GLN:H	8	0.27
(1,36)	1:A:101:GLY:C	2:B:84:GLN:HA	8	0.27
(1,36)	1:A:101:GLY:C	2:B:84:GLN:HB2	8	0.27
(1,36)	1:A:101:GLY:C	2:B:84:GLN:HB3	8	0.27
(1,36)	1:A:101:GLY:C	2:B:84:GLN:HE21	8	0.27
(1,36)	1:A:101:GLY:C	2:B:84:GLN:HE22	8	0.27
(1,36)	1:A:101:GLY:C	2:B:84:GLN:HG2	8	0.27
(1,36)	1:A:101:GLY:C	2:B:84:GLN:HG3	8	0.27
(1,36)	1:A:101:GLY:C	2:B:84:GLN:N	8	0.27
(1,36)	1:A:101:GLY:C	2:B:84:GLN:NE2	8	0.27
(1,36)	1:A:101:GLY:C	2:B:84:GLN:O	8	0.27
(1,36)	1:A:101:GLY:C	2:B:84:GLN:OE1	8	0.27
(1,36)	1:A:101:GLY:C	2:B:97:THR:C	8	0.27
(1,36)	1:A:101:GLY:C	2:B:97:THR:CA	8	0.27

*Continued on next page...*



*Continued from previous page...*

Key	Atom-1	Atom-2	Model ID	Violation (Å)
(1,36)	1:A:101:GLY:C	2:B:97:THR:CB	8	0.27
(1,36)	1:A:101:GLY:C	2:B:97:THR:CG2	8	0.27
(1,36)	1:A:101:GLY:C	2:B:97:THR:H	8	0.27
(1,36)	1:A:101:GLY:C	2:B:97:THR:HA	8	0.27
(1,36)	1:A:101:GLY:C	2:B:97:THR:HB	8	0.27
(1,36)	1:A:101:GLY:C	2:B:97:THR:HG1	8	0.27
(1,36)	1:A:101:GLY:C	2:B:97:THR:HG21	8	0.27
(1,36)	1:A:101:GLY:C	2:B:97:THR:HG22	8	0.27
(1,36)	1:A:101:GLY:C	2:B:97:THR:HG23	8	0.27
(1,36)	1:A:101:GLY:C	2:B:97:THR:N	8	0.27
(1,36)	1:A:101:GLY:C	2:B:97:THR:O	8	0.27
(1,36)	1:A:101:GLY:C	2:B:97:THR:OG1	8	0.27
(1,36)	1:A:101:GLY:C	2:B:99:HIS:C	8	0.27
(1,36)	1:A:101:GLY:C	2:B:99:HIS:CA	8	0.27
(1,36)	1:A:101:GLY:C	2:B:99:HIS:CB	8	0.27
(1,36)	1:A:101:GLY:C	2:B:99:HIS:CD2	8	0.27
(1,36)	1:A:101:GLY:C	2:B:99:HIS:CE1	8	0.27
(1,36)	1:A:101:GLY:C	2:B:99:HIS:CG	8	0.27
(1,36)	1:A:101:GLY:C	2:B:99:HIS:H	8	0.27
(1,36)	1:A:101:GLY:C	2:B:99:HIS:HA	8	0.27
(1,36)	1:A:101:GLY:C	2:B:99:HIS:HB2	8	0.27
(1,36)	1:A:101:GLY:C	2:B:99:HIS:HB3	8	0.27
(1,36)	1:A:101:GLY:C	2:B:99:HIS:HD1	8	0.27
(1,36)	1:A:101:GLY:C	2:B:99:HIS:HD2	8	0.27
(1,36)	1:A:101:GLY:C	2:B:99:HIS:HE1	8	0.27
(1,36)	1:A:101:GLY:C	2:B:99:HIS:HE2	8	0.27
(1,36)	1:A:101:GLY:C	2:B:99:HIS:N	8	0.27
(1,36)	1:A:101:GLY:C	2:B:99:HIS:ND1	8	0.27
(1,36)	1:A:101:GLY:C	2:B:99:HIS:NE2	8	0.27
(1,36)	1:A:101:GLY:C	2:B:99:HIS:O	8	0.27
(1,36)	1:A:101:GLY:C	2:B:101:VAL:C	8	0.27
(1,36)	1:A:101:GLY:C	2:B:101:VAL:CA	8	0.27
(1,36)	1:A:101:GLY:C	2:B:101:VAL:CB	8	0.27
(1,36)	1:A:101:GLY:C	2:B:101:VAL:CG1	8	0.27
(1,36)	1:A:101:GLY:C	2:B:101:VAL:CG2	8	0.27
(1,36)	1:A:101:GLY:C	2:B:101:VAL:H	8	0.27
(1,36)	1:A:101:GLY:C	2:B:101:VAL:HA	8	0.27
(1,36)	1:A:101:GLY:C	2:B:101:VAL:HB	8	0.27
(1,36)	1:A:101:GLY:C	2:B:101:VAL:HG11	8	0.27
(1,36)	1:A:101:GLY:C	2:B:101:VAL:HG12	8	0.27
(1,36)	1:A:101:GLY:C	2:B:101:VAL:HG13	8	0.27
(1,36)	1:A:101:GLY:C	2:B:101:VAL:HG21	8	0.27

*Continued on next page...*

*Continued from previous page...*

Key	Atom-1	Atom-2	Model ID	Violation (Å)
(1,36)	1:A:101:GLY:C	2:B:101:VAL:HG22	8	0.27
(1,36)	1:A:101:GLY:C	2:B:101:VAL:HG23	8	0.27
(1,36)	1:A:101:GLY:C	2:B:101:VAL:N	8	0.27
(1,36)	1:A:101:GLY:C	2:B:101:VAL:O	8	0.27
(1,36)	1:A:101:GLY:CA	2:B:75:ILE:C	8	0.27
(1,36)	1:A:101:GLY:CA	2:B:75:ILE:CA	8	0.27
(1,36)	1:A:101:GLY:CA	2:B:75:ILE:CB	8	0.27
(1,36)	1:A:101:GLY:CA	2:B:75:ILE:CD1	8	0.27
(1,36)	1:A:101:GLY:CA	2:B:75:ILE:CG1	8	0.27
(1,36)	1:A:101:GLY:CA	2:B:75:ILE:CG2	8	0.27
(1,36)	1:A:101:GLY:CA	2:B:75:ILE:H	8	0.27
(1,36)	1:A:101:GLY:CA	2:B:75:ILE:HA	8	0.27
(1,36)	1:A:101:GLY:CA	2:B:75:ILE:HB	8	0.27
(1,36)	1:A:101:GLY:CA	2:B:75:ILE:HD11	8	0.27
(1,36)	1:A:101:GLY:CA	2:B:75:ILE:HD12	8	0.27
(1,36)	1:A:101:GLY:CA	2:B:75:ILE:HD13	8	0.27
(1,36)	1:A:101:GLY:CA	2:B:75:ILE:HG12	8	0.27
(1,36)	1:A:101:GLY:CA	2:B:75:ILE:HG13	8	0.27
(1,36)	1:A:101:GLY:CA	2:B:75:ILE:HG21	8	0.27
(1,36)	1:A:101:GLY:CA	2:B:75:ILE:HG22	8	0.27
(1,36)	1:A:101:GLY:CA	2:B:75:ILE:HG23	8	0.27
(1,36)	1:A:101:GLY:CA	2:B:75:ILE:N	8	0.27
(1,36)	1:A:101:GLY:CA	2:B:75:ILE:O	8	0.27
(1,36)	1:A:101:GLY:CA	2:B:77:ALA:C	8	0.27
(1,36)	1:A:101:GLY:CA	2:B:77:ALA:CA	8	0.27
(1,36)	1:A:101:GLY:CA	2:B:77:ALA:CB	8	0.27
(1,36)	1:A:101:GLY:CA	2:B:77:ALA:H	8	0.27
(1,36)	1:A:101:GLY:CA	2:B:77:ALA:HA	8	0.27
(1,36)	1:A:101:GLY:CA	2:B:77:ALA:HB1	8	0.27
(1,36)	1:A:101:GLY:CA	2:B:77:ALA:HB2	8	0.27
(1,36)	1:A:101:GLY:CA	2:B:77:ALA:HB3	8	0.27
(1,36)	1:A:101:GLY:CA	2:B:77:ALA:N	8	0.27
(1,36)	1:A:101:GLY:CA	2:B:77:ALA:O	8	0.27
(1,36)	1:A:101:GLY:CA	2:B:78:GLY:C	8	0.27
(1,36)	1:A:101:GLY:CA	2:B:78:GLY:CA	8	0.27
(1,36)	1:A:101:GLY:CA	2:B:78:GLY:H	8	0.27
(1,36)	1:A:101:GLY:CA	2:B:78:GLY:HA2	8	0.27
(1,36)	1:A:101:GLY:CA	2:B:78:GLY:HA3	8	0.27
(1,36)	1:A:101:GLY:CA	2:B:78:GLY:N	8	0.27
(1,36)	1:A:101:GLY:CA	2:B:78:GLY:O	8	0.27
(1,36)	1:A:101:GLY:CA	2:B:79:LYS:C	8	0.27
(1,36)	1:A:101:GLY:CA	2:B:79:LYS:CA	8	0.27

*Continued on next page...*

*Continued from previous page...*

Key	Atom-1	Atom-2	Model ID	Violation (Å)
(1,36)	1:A:101:GLY:CA	2:B:79:LYS:CB	8	0.27
(1,36)	1:A:101:GLY:CA	2:B:79:LYS:CD	8	0.27
(1,36)	1:A:101:GLY:CA	2:B:79:LYS:CE	8	0.27
(1,36)	1:A:101:GLY:CA	2:B:79:LYS:CG	8	0.27
(1,36)	1:A:101:GLY:CA	2:B:79:LYS:H	8	0.27
(1,36)	1:A:101:GLY:CA	2:B:79:LYS:HA	8	0.27
(1,36)	1:A:101:GLY:CA	2:B:79:LYS:HB2	8	0.27
(1,36)	1:A:101:GLY:CA	2:B:79:LYS:HB3	8	0.27
(1,36)	1:A:101:GLY:CA	2:B:79:LYS:HD2	8	0.27
(1,36)	1:A:101:GLY:CA	2:B:79:LYS:HD3	8	0.27
(1,36)	1:A:101:GLY:CA	2:B:79:LYS:HE2	8	0.27
(1,36)	1:A:101:GLY:CA	2:B:79:LYS:HE3	8	0.27
(1,36)	1:A:101:GLY:CA	2:B:79:LYS:HG2	8	0.27
(1,36)	1:A:101:GLY:CA	2:B:79:LYS:HG3	8	0.27
(1,36)	1:A:101:GLY:CA	2:B:79:LYS:HZ1	8	0.27
(1,36)	1:A:101:GLY:CA	2:B:79:LYS:HZ2	8	0.27
(1,36)	1:A:101:GLY:CA	2:B:79:LYS:HZ3	8	0.27
(1,36)	1:A:101:GLY:CA	2:B:79:LYS:N	8	0.27
(1,36)	1:A:101:GLY:CA	2:B:79:LYS:NZ	8	0.27
(1,36)	1:A:101:GLY:CA	2:B:79:LYS:O	8	0.27
(1,36)	1:A:101:GLY:CA	2:B:80:ILE:C	8	0.27
(1,36)	1:A:101:GLY:CA	2:B:80:ILE:CA	8	0.27
(1,36)	1:A:101:GLY:CA	2:B:80:ILE:CB	8	0.27
(1,36)	1:A:101:GLY:CA	2:B:80:ILE:CD1	8	0.27
(1,36)	1:A:101:GLY:CA	2:B:80:ILE:CG1	8	0.27
(1,36)	1:A:101:GLY:CA	2:B:80:ILE:CG2	8	0.27
(1,36)	1:A:101:GLY:CA	2:B:80:ILE:H	8	0.27
(1,36)	1:A:101:GLY:CA	2:B:80:ILE:HA	8	0.27
(1,36)	1:A:101:GLY:CA	2:B:80:ILE:HB	8	0.27
(1,36)	1:A:101:GLY:CA	2:B:80:ILE:HD11	8	0.27
(1,36)	1:A:101:GLY:CA	2:B:80:ILE:HD12	8	0.27
(1,36)	1:A:101:GLY:CA	2:B:80:ILE:HD13	8	0.27
(1,36)	1:A:101:GLY:CA	2:B:80:ILE:HG12	8	0.27
(1,36)	1:A:101:GLY:CA	2:B:80:ILE:HG13	8	0.27
(1,36)	1:A:101:GLY:CA	2:B:80:ILE:HG21	8	0.27
(1,36)	1:A:101:GLY:CA	2:B:80:ILE:HG22	8	0.27
(1,36)	1:A:101:GLY:CA	2:B:80:ILE:HG23	8	0.27
(1,36)	1:A:101:GLY:CA	2:B:80:ILE:N	8	0.27
(1,36)	1:A:101:GLY:CA	2:B:80:ILE:O	8	0.27
(1,36)	1:A:101:GLY:CA	2:B:84:GLN:C	8	0.27
(1,36)	1:A:101:GLY:CA	2:B:84:GLN:CA	8	0.27
(1,36)	1:A:101:GLY:CA	2:B:84:GLN:CB	8	0.27

*Continued on next page...*

*Continued from previous page...*

Key	Atom-1	Atom-2	Model ID	Violation (Å)
(1,36)	1:A:101:GLY:CA	2:B:84:GLN:CD	8	0.27
(1,36)	1:A:101:GLY:CA	2:B:84:GLN:CG	8	0.27
(1,36)	1:A:101:GLY:CA	2:B:84:GLN:H	8	0.27
(1,36)	1:A:101:GLY:CA	2:B:84:GLN:HA	8	0.27
(1,36)	1:A:101:GLY:CA	2:B:84:GLN:HB2	8	0.27
(1,36)	1:A:101:GLY:CA	2:B:84:GLN:HB3	8	0.27
(1,36)	1:A:101:GLY:CA	2:B:84:GLN:HE21	8	0.27
(1,36)	1:A:101:GLY:CA	2:B:84:GLN:HE22	8	0.27
(1,36)	1:A:101:GLY:CA	2:B:84:GLN:HG2	8	0.27
(1,36)	1:A:101:GLY:CA	2:B:84:GLN:HG3	8	0.27
(1,36)	1:A:101:GLY:CA	2:B:84:GLN:N	8	0.27
(1,36)	1:A:101:GLY:CA	2:B:84:GLN:NE2	8	0.27
(1,36)	1:A:101:GLY:CA	2:B:84:GLN:O	8	0.27
(1,36)	1:A:101:GLY:CA	2:B:84:GLN:OE1	8	0.27
(1,36)	1:A:101:GLY:CA	2:B:97:THR:C	8	0.27
(1,36)	1:A:101:GLY:CA	2:B:97:THR:CA	8	0.27
(1,36)	1:A:101:GLY:CA	2:B:97:THR:CB	8	0.27
(1,36)	1:A:101:GLY:CA	2:B:97:THR:CG2	8	0.27
(1,36)	1:A:101:GLY:CA	2:B:97:THR:H	8	0.27
(1,36)	1:A:101:GLY:CA	2:B:97:THR:HA	8	0.27
(1,36)	1:A:101:GLY:CA	2:B:97:THR:HB	8	0.27
(1,36)	1:A:101:GLY:CA	2:B:97:THR:HG1	8	0.27
(1,36)	1:A:101:GLY:CA	2:B:97:THR:HG21	8	0.27
(1,36)	1:A:101:GLY:CA	2:B:97:THR:HG22	8	0.27
(1,36)	1:A:101:GLY:CA	2:B:97:THR:HG23	8	0.27
(1,36)	1:A:101:GLY:CA	2:B:97:THR:N	8	0.27
(1,36)	1:A:101:GLY:CA	2:B:97:THR:O	8	0.27
(1,36)	1:A:101:GLY:CA	2:B:97:THR:OG1	8	0.27
(1,36)	1:A:101:GLY:CA	2:B:99:HIS:C	8	0.27
(1,36)	1:A:101:GLY:CA	2:B:99:HIS:CA	8	0.27
(1,36)	1:A:101:GLY:CA	2:B:99:HIS:CB	8	0.27
(1,36)	1:A:101:GLY:CA	2:B:99:HIS:CD2	8	0.27
(1,36)	1:A:101:GLY:CA	2:B:99:HIS:CE1	8	0.27
(1,36)	1:A:101:GLY:CA	2:B:99:HIS:CG	8	0.27
(1,36)	1:A:101:GLY:CA	2:B:99:HIS:H	8	0.27
(1,36)	1:A:101:GLY:CA	2:B:99:HIS:HA	8	0.27
(1,36)	1:A:101:GLY:CA	2:B:99:HIS:HB2	8	0.27
(1,36)	1:A:101:GLY:CA	2:B:99:HIS:HB3	8	0.27
(1,36)	1:A:101:GLY:CA	2:B:99:HIS:HD1	8	0.27
(1,36)	1:A:101:GLY:CA	2:B:99:HIS:HD2	8	0.27
(1,36)	1:A:101:GLY:CA	2:B:99:HIS:HE1	8	0.27
(1,36)	1:A:101:GLY:CA	2:B:99:HIS:HE2	8	0.27

*Continued on next page...*

*Continued from previous page...*

Key	Atom-1	Atom-2	Model ID	Violation (Å)
(1,36)	1:A:101:GLY:CA	2:B:99:HIS:N	8	0.27
(1,36)	1:A:101:GLY:CA	2:B:99:HIS:ND1	8	0.27
(1,36)	1:A:101:GLY:CA	2:B:99:HIS:NE2	8	0.27
(1,36)	1:A:101:GLY:CA	2:B:99:HIS:O	8	0.27
(1,36)	1:A:101:GLY:CA	2:B:101:VAL:C	8	0.27
(1,36)	1:A:101:GLY:CA	2:B:101:VAL:CA	8	0.27
(1,36)	1:A:101:GLY:CA	2:B:101:VAL:CB	8	0.27
(1,36)	1:A:101:GLY:CA	2:B:101:VAL:CG1	8	0.27
(1,36)	1:A:101:GLY:CA	2:B:101:VAL:CG2	8	0.27
(1,36)	1:A:101:GLY:CA	2:B:101:VAL:H	8	0.27
(1,36)	1:A:101:GLY:CA	2:B:101:VAL:HA	8	0.27
(1,36)	1:A:101:GLY:CA	2:B:101:VAL:HB	8	0.27
(1,36)	1:A:101:GLY:CA	2:B:101:VAL:HG11	8	0.27
(1,36)	1:A:101:GLY:CA	2:B:101:VAL:HG12	8	0.27
(1,36)	1:A:101:GLY:CA	2:B:101:VAL:HG13	8	0.27
(1,36)	1:A:101:GLY:CA	2:B:101:VAL:HG21	8	0.27
(1,36)	1:A:101:GLY:CA	2:B:101:VAL:HG22	8	0.27
(1,36)	1:A:101:GLY:CA	2:B:101:VAL:HG23	8	0.27
(1,36)	1:A:101:GLY:CA	2:B:101:VAL:N	8	0.27
(1,36)	1:A:101:GLY:CA	2:B:101:VAL:O	8	0.27
(1,36)	1:A:101:GLY:H	2:B:75:ILE:C	8	0.27
(1,36)	1:A:101:GLY:H	2:B:75:ILE:CA	8	0.27
(1,36)	1:A:101:GLY:H	2:B:75:ILE:CB	8	0.27
(1,36)	1:A:101:GLY:H	2:B:75:ILE:CD1	8	0.27
(1,36)	1:A:101:GLY:H	2:B:75:ILE:CG1	8	0.27
(1,36)	1:A:101:GLY:H	2:B:75:ILE:CG2	8	0.27
(1,36)	1:A:101:GLY:H	2:B:75:ILE:H	8	0.27
(1,36)	1:A:101:GLY:H	2:B:75:ILE:HA	8	0.27
(1,36)	1:A:101:GLY:H	2:B:75:ILE:HB	8	0.27
(1,36)	1:A:101:GLY:H	2:B:75:ILE:HD11	8	0.27
(1,36)	1:A:101:GLY:H	2:B:75:ILE:HD12	8	0.27
(1,36)	1:A:101:GLY:H	2:B:75:ILE:HD13	8	0.27
(1,36)	1:A:101:GLY:H	2:B:75:ILE:HG12	8	0.27
(1,36)	1:A:101:GLY:H	2:B:75:ILE:HG13	8	0.27
(1,36)	1:A:101:GLY:H	2:B:75:ILE:HG21	8	0.27
(1,36)	1:A:101:GLY:H	2:B:75:ILE:HG22	8	0.27
(1,36)	1:A:101:GLY:H	2:B:75:ILE:HG23	8	0.27
(1,36)	1:A:101:GLY:H	2:B:75:ILE:N	8	0.27
(1,36)	1:A:101:GLY:H	2:B:75:ILE:O	8	0.27
(1,36)	1:A:101:GLY:H	2:B:77:ALA:C	8	0.27
(1,36)	1:A:101:GLY:H	2:B:77:ALA:CA	8	0.27
(1,36)	1:A:101:GLY:H	2:B:77:ALA:CB	8	0.27

*Continued on next page...*

Continued from previous page...

Key	Atom-1	Atom-2	Model ID	Violation (Å)
(1,36)	1:A:101:GLY:H	2:B:77:ALA:H	8	0.27
(1,36)	1:A:101:GLY:H	2:B:77:ALA:HA	8	0.27
(1,36)	1:A:101:GLY:H	2:B:77:ALA:HB1	8	0.27
(1,36)	1:A:101:GLY:H	2:B:77:ALA:HB2	8	0.27
(1,36)	1:A:101:GLY:H	2:B:77:ALA:HB3	8	0.27
(1,36)	1:A:101:GLY:H	2:B:77:ALA:N	8	0.27
(1,36)	1:A:101:GLY:H	2:B:77:ALA:O	8	0.27
(1,36)	1:A:101:GLY:H	2:B:78:GLY:C	8	0.27
(1,36)	1:A:101:GLY:H	2:B:78:GLY:CA	8	0.27
(1,36)	1:A:101:GLY:H	2:B:78:GLY:H	8	0.27
(1,36)	1:A:101:GLY:H	2:B:78:GLY:HA2	8	0.27
(1,36)	1:A:101:GLY:H	2:B:78:GLY:HA3	8	0.27
(1,36)	1:A:101:GLY:H	2:B:78:GLY:N	8	0.27
(1,36)	1:A:101:GLY:H	2:B:78:GLY:O	8	0.27
(1,36)	1:A:101:GLY:H	2:B:79:LYS:C	8	0.27
(1,36)	1:A:101:GLY:H	2:B:79:LYS:CA	8	0.27
(1,36)	1:A:101:GLY:H	2:B:79:LYS:CB	8	0.27
(1,36)	1:A:101:GLY:H	2:B:79:LYS:CD	8	0.27
(1,36)	1:A:101:GLY:H	2:B:79:LYS:CE	8	0.27
(1,36)	1:A:101:GLY:H	2:B:79:LYS:CG	8	0.27
(1,36)	1:A:101:GLY:H	2:B:79:LYS:H	8	0.27
(1,36)	1:A:101:GLY:H	2:B:79:LYS:HA	8	0.27
(1,36)	1:A:101:GLY:H	2:B:79:LYS:HB2	8	0.27
(1,36)	1:A:101:GLY:H	2:B:79:LYS:HB3	8	0.27
(1,36)	1:A:101:GLY:H	2:B:79:LYS:HD2	8	0.27
(1,36)	1:A:101:GLY:H	2:B:79:LYS:HD3	8	0.27
(1,36)	1:A:101:GLY:H	2:B:79:LYS:HE2	8	0.27
(1,36)	1:A:101:GLY:H	2:B:79:LYS:HE3	8	0.27
(1,36)	1:A:101:GLY:H	2:B:79:LYS:HG2	8	0.27
(1,36)	1:A:101:GLY:H	2:B:79:LYS:HG3	8	0.27
(1,36)	1:A:101:GLY:H	2:B:79:LYS:HZ1	8	0.27
(1,36)	1:A:101:GLY:H	2:B:79:LYS:HZ2	8	0.27
(1,36)	1:A:101:GLY:H	2:B:79:LYS:HZ3	8	0.27
(1,36)	1:A:101:GLY:H	2:B:79:LYS:N	8	0.27
(1,36)	1:A:101:GLY:H	2:B:79:LYS:NZ	8	0.27
(1,36)	1:A:101:GLY:H	2:B:79:LYS:O	8	0.27
(1,36)	1:A:101:GLY:H	2:B:80:ILE:C	8	0.27
(1,36)	1:A:101:GLY:H	2:B:80:ILE:CA	8	0.27
(1,36)	1:A:101:GLY:H	2:B:80:ILE:CB	8	0.27
(1,36)	1:A:101:GLY:H	2:B:80:ILE:CD1	8	0.27
(1,36)	1:A:101:GLY:H	2:B:80:ILE:CG1	8	0.27
(1,36)	1:A:101:GLY:H	2:B:80:ILE:CG2	8	0.27

Continued on next page...

*Continued from previous page...*

Key	Atom-1	Atom-2	Model ID	Violation (Å)
(1,36)	1:A:101:GLY:H	2:B:80:ILE:H	8	0.27
(1,36)	1:A:101:GLY:H	2:B:80:ILE:HA	8	0.27
(1,36)	1:A:101:GLY:H	2:B:80:ILE:HB	8	0.27
(1,36)	1:A:101:GLY:H	2:B:80:ILE:HD11	8	0.27
(1,36)	1:A:101:GLY:H	2:B:80:ILE:HD12	8	0.27
(1,36)	1:A:101:GLY:H	2:B:80:ILE:HD13	8	0.27
(1,36)	1:A:101:GLY:H	2:B:80:ILE:HG12	8	0.27
(1,36)	1:A:101:GLY:H	2:B:80:ILE:HG13	8	0.27
(1,36)	1:A:101:GLY:H	2:B:80:ILE:HG21	8	0.27
(1,36)	1:A:101:GLY:H	2:B:80:ILE:HG22	8	0.27
(1,36)	1:A:101:GLY:H	2:B:80:ILE:HG23	8	0.27
(1,36)	1:A:101:GLY:H	2:B:80:ILE:N	8	0.27
(1,36)	1:A:101:GLY:H	2:B:80:ILE:O	8	0.27
(1,36)	1:A:101:GLY:H	2:B:84:GLN:C	8	0.27
(1,36)	1:A:101:GLY:H	2:B:84:GLN:CA	8	0.27
(1,36)	1:A:101:GLY:H	2:B:84:GLN:CB	8	0.27
(1,36)	1:A:101:GLY:H	2:B:84:GLN:CD	8	0.27
(1,36)	1:A:101:GLY:H	2:B:84:GLN:CG	8	0.27
(1,36)	1:A:101:GLY:H	2:B:84:GLN:H	8	0.27
(1,36)	1:A:101:GLY:H	2:B:84:GLN:HA	8	0.27
(1,36)	1:A:101:GLY:H	2:B:84:GLN:HB2	8	0.27
(1,36)	1:A:101:GLY:H	2:B:84:GLN:HB3	8	0.27
(1,36)	1:A:101:GLY:H	2:B:84:GLN:HE21	8	0.27
(1,36)	1:A:101:GLY:H	2:B:84:GLN:HE22	8	0.27
(1,36)	1:A:101:GLY:H	2:B:84:GLN:HG2	8	0.27
(1,36)	1:A:101:GLY:H	2:B:84:GLN:HG3	8	0.27
(1,36)	1:A:101:GLY:H	2:B:84:GLN:N	8	0.27
(1,36)	1:A:101:GLY:H	2:B:84:GLN:NE2	8	0.27
(1,36)	1:A:101:GLY:H	2:B:84:GLN:O	8	0.27
(1,36)	1:A:101:GLY:H	2:B:84:GLN:OE1	8	0.27
(1,36)	1:A:101:GLY:H	2:B:97:THR:C	8	0.27
(1,36)	1:A:101:GLY:H	2:B:97:THR:CA	8	0.27
(1,36)	1:A:101:GLY:H	2:B:97:THR:CB	8	0.27
(1,36)	1:A:101:GLY:H	2:B:97:THR:CG2	8	0.27
(1,36)	1:A:101:GLY:H	2:B:97:THR:H	8	0.27
(1,36)	1:A:101:GLY:H	2:B:97:THR:HA	8	0.27
(1,36)	1:A:101:GLY:H	2:B:97:THR:HB	8	0.27
(1,36)	1:A:101:GLY:H	2:B:97:THR:HG1	8	0.27
(1,36)	1:A:101:GLY:H	2:B:97:THR:HG21	8	0.27
(1,36)	1:A:101:GLY:H	2:B:97:THR:HG22	8	0.27
(1,36)	1:A:101:GLY:H	2:B:97:THR:HG23	8	0.27
(1,36)	1:A:101:GLY:H	2:B:97:THR:N	8	0.27

*Continued on next page...*

*Continued from previous page...*

Key	Atom-1	Atom-2	Model ID	Violation (Å)
(1,36)	1:A:101:GLY:H	2:B:97:THR:O	8	0.27
(1,36)	1:A:101:GLY:H	2:B:97:THR:OG1	8	0.27
(1,36)	1:A:101:GLY:H	2:B:99:HIS:C	8	0.27
(1,36)	1:A:101:GLY:H	2:B:99:HIS:CA	8	0.27
(1,36)	1:A:101:GLY:H	2:B:99:HIS:CB	8	0.27
(1,36)	1:A:101:GLY:H	2:B:99:HIS:CD2	8	0.27
(1,36)	1:A:101:GLY:H	2:B:99:HIS:CE1	8	0.27
(1,36)	1:A:101:GLY:H	2:B:99:HIS:CG	8	0.27
(1,36)	1:A:101:GLY:H	2:B:99:HIS:H	8	0.27
(1,36)	1:A:101:GLY:H	2:B:99:HIS:HA	8	0.27
(1,36)	1:A:101:GLY:H	2:B:99:HIS:HB2	8	0.27
(1,36)	1:A:101:GLY:H	2:B:99:HIS:HB3	8	0.27
(1,36)	1:A:101:GLY:H	2:B:99:HIS:HD1	8	0.27
(1,36)	1:A:101:GLY:H	2:B:99:HIS:HD2	8	0.27
(1,36)	1:A:101:GLY:H	2:B:99:HIS:HE1	8	0.27
(1,36)	1:A:101:GLY:H	2:B:99:HIS:HE2	8	0.27
(1,36)	1:A:101:GLY:H	2:B:99:HIS:N	8	0.27
(1,36)	1:A:101:GLY:H	2:B:99:HIS:ND1	8	0.27
(1,36)	1:A:101:GLY:H	2:B:99:HIS:NE2	8	0.27
(1,36)	1:A:101:GLY:H	2:B:99:HIS:O	8	0.27
(1,36)	1:A:101:GLY:H	2:B:101:VAL:C	8	0.27
(1,36)	1:A:101:GLY:H	2:B:101:VAL:CA	8	0.27
(1,36)	1:A:101:GLY:H	2:B:101:VAL:CB	8	0.27
(1,36)	1:A:101:GLY:H	2:B:101:VAL:CG1	8	0.27
(1,36)	1:A:101:GLY:H	2:B:101:VAL:CG2	8	0.27
(1,36)	1:A:101:GLY:H	2:B:101:VAL:H	8	0.27
(1,36)	1:A:101:GLY:H	2:B:101:VAL:HA	8	0.27
(1,36)	1:A:101:GLY:H	2:B:101:VAL:HB	8	0.27
(1,36)	1:A:101:GLY:H	2:B:101:VAL:HG11	8	0.27
(1,36)	1:A:101:GLY:H	2:B:101:VAL:HG12	8	0.27
(1,36)	1:A:101:GLY:H	2:B:101:VAL:HG13	8	0.27
(1,36)	1:A:101:GLY:H	2:B:101:VAL:HG21	8	0.27
(1,36)	1:A:101:GLY:H	2:B:101:VAL:HG22	8	0.27
(1,36)	1:A:101:GLY:H	2:B:101:VAL:HG23	8	0.27
(1,36)	1:A:101:GLY:H	2:B:101:VAL:N	8	0.27
(1,36)	1:A:101:GLY:H	2:B:101:VAL:O	8	0.27
(1,36)	1:A:101:GLY:HA2	2:B:75:ILE:C	8	0.27
(1,36)	1:A:101:GLY:HA2	2:B:75:ILE:CA	8	0.27
(1,36)	1:A:101:GLY:HA2	2:B:75:ILE:CB	8	0.27
(1,36)	1:A:101:GLY:HA2	2:B:75:ILE:CD1	8	0.27
(1,36)	1:A:101:GLY:HA2	2:B:75:ILE:CG1	8	0.27
(1,36)	1:A:101:GLY:HA2	2:B:75:ILE:CG2	8	0.27

*Continued on next page...*



*Continued from previous page...*

Key	Atom-1	Atom-2	Model ID	Violation (Å)
(1,36)	1:A:101:GLY:HA2	2:B:75:ILE:H	8	0.27
(1,36)	1:A:101:GLY:HA2	2:B:75:ILE:HA	8	0.27
(1,36)	1:A:101:GLY:HA2	2:B:75:ILE:HB	8	0.27
(1,36)	1:A:101:GLY:HA2	2:B:75:ILE:HD11	8	0.27
(1,36)	1:A:101:GLY:HA2	2:B:75:ILE:HD12	8	0.27
(1,36)	1:A:101:GLY:HA2	2:B:75:ILE:HD13	8	0.27
(1,36)	1:A:101:GLY:HA2	2:B:75:ILE:HG12	8	0.27
(1,36)	1:A:101:GLY:HA2	2:B:75:ILE:HG13	8	0.27
(1,36)	1:A:101:GLY:HA2	2:B:75:ILE:HG21	8	0.27
(1,36)	1:A:101:GLY:HA2	2:B:75:ILE:HG22	8	0.27
(1,36)	1:A:101:GLY:HA2	2:B:75:ILE:HG23	8	0.27
(1,36)	1:A:101:GLY:HA2	2:B:75:ILE:N	8	0.27
(1,36)	1:A:101:GLY:HA2	2:B:75:ILE:O	8	0.27
(1,36)	1:A:101:GLY:HA2	2:B:77:ALA:C	8	0.27
(1,36)	1:A:101:GLY:HA2	2:B:77:ALA:CA	8	0.27
(1,36)	1:A:101:GLY:HA2	2:B:77:ALA:CB	8	0.27
(1,36)	1:A:101:GLY:HA2	2:B:77:ALA:H	8	0.27
(1,36)	1:A:101:GLY:HA2	2:B:77:ALA:HA	8	0.27
(1,36)	1:A:101:GLY:HA2	2:B:77:ALA:HB1	8	0.27
(1,36)	1:A:101:GLY:HA2	2:B:77:ALA:HB2	8	0.27
(1,36)	1:A:101:GLY:HA2	2:B:77:ALA:HB3	8	0.27
(1,36)	1:A:101:GLY:HA2	2:B:77:ALA:N	8	0.27
(1,36)	1:A:101:GLY:HA2	2:B:77:ALA:O	8	0.27
(1,36)	1:A:101:GLY:HA2	2:B:78:GLY:C	8	0.27
(1,36)	1:A:101:GLY:HA2	2:B:78:GLY:CA	8	0.27
(1,36)	1:A:101:GLY:HA2	2:B:78:GLY:H	8	0.27
(1,36)	1:A:101:GLY:HA2	2:B:78:GLY:HA2	8	0.27
(1,36)	1:A:101:GLY:HA2	2:B:78:GLY:HA3	8	0.27
(1,36)	1:A:101:GLY:HA2	2:B:78:GLY:N	8	0.27
(1,36)	1:A:101:GLY:HA2	2:B:78:GLY:O	8	0.27
(1,36)	1:A:101:GLY:HA2	2:B:79:LYS:C	8	0.27
(1,36)	1:A:101:GLY:HA2	2:B:79:LYS:CA	8	0.27
(1,36)	1:A:101:GLY:HA2	2:B:79:LYS:CB	8	0.27
(1,36)	1:A:101:GLY:HA2	2:B:79:LYS:CD	8	0.27
(1,36)	1:A:101:GLY:HA2	2:B:79:LYS:CE	8	0.27
(1,36)	1:A:101:GLY:HA2	2:B:79:LYS:CG	8	0.27
(1,36)	1:A:101:GLY:HA2	2:B:79:LYS:H	8	0.27
(1,36)	1:A:101:GLY:HA2	2:B:79:LYS:HA	8	0.27
(1,36)	1:A:101:GLY:HA2	2:B:79:LYS:HB2	8	0.27
(1,36)	1:A:101:GLY:HA2	2:B:79:LYS:HB3	8	0.27
(1,36)	1:A:101:GLY:HA2	2:B:79:LYS:HD2	8	0.27
(1,36)	1:A:101:GLY:HA2	2:B:79:LYS:HD3	8	0.27

*Continued on next page...*

*Continued from previous page...*

Key	Atom-1	Atom-2	Model ID	Violation (Å)
(1,36)	1:A:101:GLY:HA2	2:B:79:LYS:HE2	8	0.27
(1,36)	1:A:101:GLY:HA2	2:B:79:LYS:HE3	8	0.27
(1,36)	1:A:101:GLY:HA2	2:B:79:LYS:HG2	8	0.27
(1,36)	1:A:101:GLY:HA2	2:B:79:LYS:HG3	8	0.27
(1,36)	1:A:101:GLY:HA2	2:B:79:LYS:HZ1	8	0.27
(1,36)	1:A:101:GLY:HA2	2:B:79:LYS:HZ2	8	0.27
(1,36)	1:A:101:GLY:HA2	2:B:79:LYS:HZ3	8	0.27
(1,36)	1:A:101:GLY:HA2	2:B:79:LYS:N	8	0.27
(1,36)	1:A:101:GLY:HA2	2:B:79:LYS:NZ	8	0.27
(1,36)	1:A:101:GLY:HA2	2:B:79:LYS:O	8	0.27
(1,36)	1:A:101:GLY:HA2	2:B:80:ILE:C	8	0.27
(1,36)	1:A:101:GLY:HA2	2:B:80:ILE:CA	8	0.27
(1,36)	1:A:101:GLY:HA2	2:B:80:ILE:CB	8	0.27
(1,36)	1:A:101:GLY:HA2	2:B:80:ILE:CD1	8	0.27
(1,36)	1:A:101:GLY:HA2	2:B:80:ILE:CG1	8	0.27
(1,36)	1:A:101:GLY:HA2	2:B:80:ILE:CG2	8	0.27
(1,36)	1:A:101:GLY:HA2	2:B:80:ILE:H	8	0.27
(1,36)	1:A:101:GLY:HA2	2:B:80:ILE:HA	8	0.27
(1,36)	1:A:101:GLY:HA2	2:B:80:ILE:HB	8	0.27
(1,36)	1:A:101:GLY:HA2	2:B:80:ILE:HD11	8	0.27
(1,36)	1:A:101:GLY:HA2	2:B:80:ILE:HD12	8	0.27
(1,36)	1:A:101:GLY:HA2	2:B:80:ILE:HD13	8	0.27
(1,36)	1:A:101:GLY:HA2	2:B:80:ILE:HG12	8	0.27
(1,36)	1:A:101:GLY:HA2	2:B:80:ILE:HG13	8	0.27
(1,36)	1:A:101:GLY:HA2	2:B:80:ILE:HG21	8	0.27
(1,36)	1:A:101:GLY:HA2	2:B:80:ILE:HG22	8	0.27
(1,36)	1:A:101:GLY:HA2	2:B:80:ILE:HG23	8	0.27
(1,36)	1:A:101:GLY:HA2	2:B:80:ILE:N	8	0.27
(1,36)	1:A:101:GLY:HA2	2:B:80:ILE:O	8	0.27
(1,36)	1:A:101:GLY:HA2	2:B:84:GLN:C	8	0.27
(1,36)	1:A:101:GLY:HA2	2:B:84:GLN:CA	8	0.27
(1,36)	1:A:101:GLY:HA2	2:B:84:GLN:CB	8	0.27
(1,36)	1:A:101:GLY:HA2	2:B:84:GLN:CD	8	0.27
(1,36)	1:A:101:GLY:HA2	2:B:84:GLN:CG	8	0.27
(1,36)	1:A:101:GLY:HA2	2:B:84:GLN:H	8	0.27
(1,36)	1:A:101:GLY:HA2	2:B:84:GLN:HA	8	0.27
(1,36)	1:A:101:GLY:HA2	2:B:84:GLN:HB2	8	0.27
(1,36)	1:A:101:GLY:HA2	2:B:84:GLN:HB3	8	0.27
(1,36)	1:A:101:GLY:HA2	2:B:84:GLN:HE21	8	0.27
(1,36)	1:A:101:GLY:HA2	2:B:84:GLN:HE22	8	0.27
(1,36)	1:A:101:GLY:HA2	2:B:84:GLN:HG2	8	0.27
(1,36)	1:A:101:GLY:HA2	2:B:84:GLN:HG3	8	0.27

*Continued on next page...*

*Continued from previous page...*

Key	Atom-1	Atom-2	Model ID	Violation (Å)
(1,36)	1:A:101:GLY:HA2	2:B:84:GLN:N	8	0.27
(1,36)	1:A:101:GLY:HA2	2:B:84:GLN:NE2	8	0.27
(1,36)	1:A:101:GLY:HA2	2:B:84:GLN:O	8	0.27
(1,36)	1:A:101:GLY:HA2	2:B:84:GLN:OE1	8	0.27
(1,36)	1:A:101:GLY:HA2	2:B:97:THR:C	8	0.27
(1,36)	1:A:101:GLY:HA2	2:B:97:THR:CA	8	0.27
(1,36)	1:A:101:GLY:HA2	2:B:97:THR:CB	8	0.27
(1,36)	1:A:101:GLY:HA2	2:B:97:THR:CG2	8	0.27
(1,36)	1:A:101:GLY:HA2	2:B:97:THR:H	8	0.27
(1,36)	1:A:101:GLY:HA2	2:B:97:THR:HA	8	0.27
(1,36)	1:A:101:GLY:HA2	2:B:97:THR:HB	8	0.27
(1,36)	1:A:101:GLY:HA2	2:B:97:THR:HG1	8	0.27
(1,36)	1:A:101:GLY:HA2	2:B:97:THR:HG21	8	0.27
(1,36)	1:A:101:GLY:HA2	2:B:97:THR:HG22	8	0.27
(1,36)	1:A:101:GLY:HA2	2:B:97:THR:HG23	8	0.27
(1,36)	1:A:101:GLY:HA2	2:B:97:THR:N	8	0.27
(1,36)	1:A:101:GLY:HA2	2:B:97:THR:O	8	0.27
(1,36)	1:A:101:GLY:HA2	2:B:97:THR:OG1	8	0.27
(1,36)	1:A:101:GLY:HA2	2:B:99:HIS:C	8	0.27
(1,36)	1:A:101:GLY:HA2	2:B:99:HIS:CA	8	0.27
(1,36)	1:A:101:GLY:HA2	2:B:99:HIS:CB	8	0.27
(1,36)	1:A:101:GLY:HA2	2:B:99:HIS:CD2	8	0.27
(1,36)	1:A:101:GLY:HA2	2:B:99:HIS:CE1	8	0.27
(1,36)	1:A:101:GLY:HA2	2:B:99:HIS:CG	8	0.27
(1,36)	1:A:101:GLY:HA2	2:B:99:HIS:H	8	0.27
(1,36)	1:A:101:GLY:HA2	2:B:99:HIS:HA	8	0.27
(1,36)	1:A:101:GLY:HA2	2:B:99:HIS:HB2	8	0.27
(1,36)	1:A:101:GLY:HA2	2:B:99:HIS:HB3	8	0.27
(1,36)	1:A:101:GLY:HA2	2:B:99:HIS:HD1	8	0.27
(1,36)	1:A:101:GLY:HA2	2:B:99:HIS:HD2	8	0.27
(1,36)	1:A:101:GLY:HA2	2:B:99:HIS:HE1	8	0.27
(1,36)	1:A:101:GLY:HA2	2:B:99:HIS:HE2	8	0.27
(1,36)	1:A:101:GLY:HA2	2:B:99:HIS:N	8	0.27
(1,36)	1:A:101:GLY:HA2	2:B:99:HIS:ND1	8	0.27
(1,36)	1:A:101:GLY:HA2	2:B:99:HIS:NE2	8	0.27
(1,36)	1:A:101:GLY:HA2	2:B:99:HIS:O	8	0.27
(1,36)	1:A:101:GLY:HA2	2:B:101:VAL:C	8	0.27
(1,36)	1:A:101:GLY:HA2	2:B:101:VAL:CA	8	0.27
(1,36)	1:A:101:GLY:HA2	2:B:101:VAL:CB	8	0.27
(1,36)	1:A:101:GLY:HA2	2:B:101:VAL:CG1	8	0.27
(1,36)	1:A:101:GLY:HA2	2:B:101:VAL:CG2	8	0.27
(1,36)	1:A:101:GLY:HA2	2:B:101:VAL:H	8	0.27

*Continued on next page...*

*Continued from previous page...*

Key	Atom-1	Atom-2	Model ID	Violation (Å)
(1,36)	1:A:101:GLY:HA2	2:B:101:VAL:HA	8	0.27
(1,36)	1:A:101:GLY:HA2	2:B:101:VAL:HB	8	0.27
(1,36)	1:A:101:GLY:HA2	2:B:101:VAL:HG11	8	0.27
(1,36)	1:A:101:GLY:HA2	2:B:101:VAL:HG12	8	0.27
(1,36)	1:A:101:GLY:HA2	2:B:101:VAL:HG13	8	0.27
(1,36)	1:A:101:GLY:HA2	2:B:101:VAL:HG21	8	0.27
(1,36)	1:A:101:GLY:HA2	2:B:101:VAL:HG22	8	0.27
(1,36)	1:A:101:GLY:HA2	2:B:101:VAL:HG23	8	0.27
(1,36)	1:A:101:GLY:HA2	2:B:101:VAL:N	8	0.27
(1,36)	1:A:101:GLY:HA2	2:B:101:VAL:O	8	0.27
(1,36)	1:A:101:GLY:HA3	2:B:75:ILE:C	8	0.27
(1,36)	1:A:101:GLY:HA3	2:B:75:ILE:CA	8	0.27
(1,36)	1:A:101:GLY:HA3	2:B:75:ILE:CB	8	0.27
(1,36)	1:A:101:GLY:HA3	2:B:75:ILE:CD1	8	0.27
(1,36)	1:A:101:GLY:HA3	2:B:75:ILE:CG1	8	0.27
(1,36)	1:A:101:GLY:HA3	2:B:75:ILE:CG2	8	0.27
(1,36)	1:A:101:GLY:HA3	2:B:75:ILE:H	8	0.27
(1,36)	1:A:101:GLY:HA3	2:B:75:ILE:HA	8	0.27
(1,36)	1:A:101:GLY:HA3	2:B:75:ILE:HB	8	0.27
(1,36)	1:A:101:GLY:HA3	2:B:75:ILE:HD11	8	0.27
(1,36)	1:A:101:GLY:HA3	2:B:75:ILE:HD12	8	0.27
(1,36)	1:A:101:GLY:HA3	2:B:75:ILE:HD13	8	0.27
(1,36)	1:A:101:GLY:HA3	2:B:75:ILE:HG12	8	0.27
(1,36)	1:A:101:GLY:HA3	2:B:75:ILE:HG13	8	0.27
(1,36)	1:A:101:GLY:HA3	2:B:75:ILE:HG21	8	0.27
(1,36)	1:A:101:GLY:HA3	2:B:75:ILE:HG22	8	0.27
(1,36)	1:A:101:GLY:HA3	2:B:75:ILE:HG23	8	0.27
(1,36)	1:A:101:GLY:HA3	2:B:75:ILE:N	8	0.27
(1,36)	1:A:101:GLY:HA3	2:B:75:ILE:O	8	0.27
(1,36)	1:A:101:GLY:HA3	2:B:77:ALA:C	8	0.27
(1,36)	1:A:101:GLY:HA3	2:B:77:ALA:CA	8	0.27
(1,36)	1:A:101:GLY:HA3	2:B:77:ALA:CB	8	0.27
(1,36)	1:A:101:GLY:HA3	2:B:77:ALA:H	8	0.27
(1,36)	1:A:101:GLY:HA3	2:B:77:ALA:HA	8	0.27
(1,36)	1:A:101:GLY:HA3	2:B:77:ALA:HB1	8	0.27
(1,36)	1:A:101:GLY:HA3	2:B:77:ALA:HB2	8	0.27
(1,36)	1:A:101:GLY:HA3	2:B:77:ALA:HB3	8	0.27
(1,36)	1:A:101:GLY:HA3	2:B:77:ALA:N	8	0.27
(1,36)	1:A:101:GLY:HA3	2:B:77:ALA:O	8	0.27
(1,36)	1:A:101:GLY:HA3	2:B:78:GLY:C	8	0.27
(1,36)	1:A:101:GLY:HA3	2:B:78:GLY:CA	8	0.27
(1,36)	1:A:101:GLY:HA3	2:B:78:GLY:H	8	0.27

*Continued on next page...*

*Continued from previous page...*

Key	Atom-1	Atom-2	Model ID	Violation (Å)
(1,36)	1:A:101:GLY:HA3	2:B:78:GLY:HA2	8	0.27
(1,36)	1:A:101:GLY:HA3	2:B:78:GLY:HA3	8	0.27
(1,36)	1:A:101:GLY:HA3	2:B:78:GLY:N	8	0.27
(1,36)	1:A:101:GLY:HA3	2:B:78:GLY:O	8	0.27
(1,36)	1:A:101:GLY:HA3	2:B:79:LYS:C	8	0.27
(1,36)	1:A:101:GLY:HA3	2:B:79:LYS:CA	8	0.27
(1,36)	1:A:101:GLY:HA3	2:B:79:LYS:CB	8	0.27
(1,36)	1:A:101:GLY:HA3	2:B:79:LYS:CD	8	0.27
(1,36)	1:A:101:GLY:HA3	2:B:79:LYS:CE	8	0.27
(1,36)	1:A:101:GLY:HA3	2:B:79:LYS:CG	8	0.27
(1,36)	1:A:101:GLY:HA3	2:B:79:LYS:H	8	0.27
(1,36)	1:A:101:GLY:HA3	2:B:79:LYS:HA	8	0.27
(1,36)	1:A:101:GLY:HA3	2:B:79:LYS:HB2	8	0.27
(1,36)	1:A:101:GLY:HA3	2:B:79:LYS:HB3	8	0.27
(1,36)	1:A:101:GLY:HA3	2:B:79:LYS:HD2	8	0.27
(1,36)	1:A:101:GLY:HA3	2:B:79:LYS:HD3	8	0.27
(1,36)	1:A:101:GLY:HA3	2:B:79:LYS:HE2	8	0.27
(1,36)	1:A:101:GLY:HA3	2:B:79:LYS:HE3	8	0.27
(1,36)	1:A:101:GLY:HA3	2:B:79:LYS:HG2	8	0.27
(1,36)	1:A:101:GLY:HA3	2:B:79:LYS:HG3	8	0.27
(1,36)	1:A:101:GLY:HA3	2:B:79:LYS:HZ1	8	0.27
(1,36)	1:A:101:GLY:HA3	2:B:79:LYS:HZ2	8	0.27
(1,36)	1:A:101:GLY:HA3	2:B:79:LYS:HZ3	8	0.27
(1,36)	1:A:101:GLY:HA3	2:B:79:LYS:N	8	0.27
(1,36)	1:A:101:GLY:HA3	2:B:79:LYS:NZ	8	0.27
(1,36)	1:A:101:GLY:HA3	2:B:79:LYS:O	8	0.27
(1,36)	1:A:101:GLY:HA3	2:B:80:ILE:C	8	0.27
(1,36)	1:A:101:GLY:HA3	2:B:80:ILE:CA	8	0.27
(1,36)	1:A:101:GLY:HA3	2:B:80:ILE:CB	8	0.27
(1,36)	1:A:101:GLY:HA3	2:B:80:ILE:CD1	8	0.27
(1,36)	1:A:101:GLY:HA3	2:B:80:ILE:CG1	8	0.27
(1,36)	1:A:101:GLY:HA3	2:B:80:ILE:CG2	8	0.27
(1,36)	1:A:101:GLY:HA3	2:B:80:ILE:H	8	0.27
(1,36)	1:A:101:GLY:HA3	2:B:80:ILE:HA	8	0.27
(1,36)	1:A:101:GLY:HA3	2:B:80:ILE:HB	8	0.27
(1,36)	1:A:101:GLY:HA3	2:B:80:ILE:HD11	8	0.27
(1,36)	1:A:101:GLY:HA3	2:B:80:ILE:HD12	8	0.27
(1,36)	1:A:101:GLY:HA3	2:B:80:ILE:HD13	8	0.27
(1,36)	1:A:101:GLY:HA3	2:B:80:ILE:HG12	8	0.27
(1,36)	1:A:101:GLY:HA3	2:B:80:ILE:HG13	8	0.27
(1,36)	1:A:101:GLY:HA3	2:B:80:ILE:HG21	8	0.27
(1,36)	1:A:101:GLY:HA3	2:B:80:ILE:HG22	8	0.27

*Continued on next page...*

*Continued from previous page...*

Key	Atom-1	Atom-2	Model ID	Violation (Å)
(1,36)	1:A:101:GLY:HA3	2:B:80:ILE:HG23	8	0.27
(1,36)	1:A:101:GLY:HA3	2:B:80:ILE:N	8	0.27
(1,36)	1:A:101:GLY:HA3	2:B:80:ILE:O	8	0.27
(1,36)	1:A:101:GLY:HA3	2:B:84:GLN:C	8	0.27
(1,36)	1:A:101:GLY:HA3	2:B:84:GLN:CA	8	0.27
(1,36)	1:A:101:GLY:HA3	2:B:84:GLN:CB	8	0.27
(1,36)	1:A:101:GLY:HA3	2:B:84:GLN:CD	8	0.27
(1,36)	1:A:101:GLY:HA3	2:B:84:GLN:CG	8	0.27
(1,36)	1:A:101:GLY:HA3	2:B:84:GLN:H	8	0.27
(1,36)	1:A:101:GLY:HA3	2:B:84:GLN:HA	8	0.27
(1,36)	1:A:101:GLY:HA3	2:B:84:GLN:HB2	8	0.27
(1,36)	1:A:101:GLY:HA3	2:B:84:GLN:HB3	8	0.27
(1,36)	1:A:101:GLY:HA3	2:B:84:GLN:HE21	8	0.27
(1,36)	1:A:101:GLY:HA3	2:B:84:GLN:HE22	8	0.27
(1,36)	1:A:101:GLY:HA3	2:B:84:GLN:HG2	8	0.27
(1,36)	1:A:101:GLY:HA3	2:B:84:GLN:HG3	8	0.27
(1,36)	1:A:101:GLY:HA3	2:B:84:GLN:N	8	0.27
(1,36)	1:A:101:GLY:HA3	2:B:84:GLN:NE2	8	0.27
(1,36)	1:A:101:GLY:HA3	2:B:84:GLN:O	8	0.27
(1,36)	1:A:101:GLY:HA3	2:B:84:GLN:OE1	8	0.27
(1,36)	1:A:101:GLY:HA3	2:B:97:THR:C	8	0.27
(1,36)	1:A:101:GLY:HA3	2:B:97:THR:CA	8	0.27
(1,36)	1:A:101:GLY:HA3	2:B:97:THR:CB	8	0.27
(1,36)	1:A:101:GLY:HA3	2:B:97:THR:CG2	8	0.27
(1,36)	1:A:101:GLY:HA3	2:B:97:THR:H	8	0.27
(1,36)	1:A:101:GLY:HA3	2:B:97:THR:HA	8	0.27
(1,36)	1:A:101:GLY:HA3	2:B:97:THR:HB	8	0.27
(1,36)	1:A:101:GLY:HA3	2:B:97:THR:HG1	8	0.27
(1,36)	1:A:101:GLY:HA3	2:B:97:THR:HG21	8	0.27
(1,36)	1:A:101:GLY:HA3	2:B:97:THR:HG22	8	0.27
(1,36)	1:A:101:GLY:HA3	2:B:97:THR:HG23	8	0.27
(1,36)	1:A:101:GLY:HA3	2:B:97:THR:N	8	0.27
(1,36)	1:A:101:GLY:HA3	2:B:97:THR:O	8	0.27
(1,36)	1:A:101:GLY:HA3	2:B:97:THR:OG1	8	0.27
(1,36)	1:A:101:GLY:HA3	2:B:99:HIS:C	8	0.27
(1,36)	1:A:101:GLY:HA3	2:B:99:HIS:CA	8	0.27
(1,36)	1:A:101:GLY:HA3	2:B:99:HIS:CB	8	0.27
(1,36)	1:A:101:GLY:HA3	2:B:99:HIS:CD2	8	0.27
(1,36)	1:A:101:GLY:HA3	2:B:99:HIS:CE1	8	0.27
(1,36)	1:A:101:GLY:HA3	2:B:99:HIS:CG	8	0.27
(1,36)	1:A:101:GLY:HA3	2:B:99:HIS:H	8	0.27
(1,36)	1:A:101:GLY:HA3	2:B:99:HIS:HA	8	0.27

*Continued on next page...*

*Continued from previous page...*

Key	Atom-1	Atom-2	Model ID	Violation (Å)
(1,36)	1:A:101:GLY:HA3	2:B:99:HIS:HB2	8	0.27
(1,36)	1:A:101:GLY:HA3	2:B:99:HIS:HB3	8	0.27
(1,36)	1:A:101:GLY:HA3	2:B:99:HIS:HD1	8	0.27
(1,36)	1:A:101:GLY:HA3	2:B:99:HIS:HD2	8	0.27
(1,36)	1:A:101:GLY:HA3	2:B:99:HIS:HE1	8	0.27
(1,36)	1:A:101:GLY:HA3	2:B:99:HIS:HE2	8	0.27
(1,36)	1:A:101:GLY:HA3	2:B:99:HIS:N	8	0.27
(1,36)	1:A:101:GLY:HA3	2:B:99:HIS:ND1	8	0.27
(1,36)	1:A:101:GLY:HA3	2:B:99:HIS:NE2	8	0.27
(1,36)	1:A:101:GLY:HA3	2:B:99:HIS:O	8	0.27
(1,36)	1:A:101:GLY:HA3	2:B:101:VAL:C	8	0.27
(1,36)	1:A:101:GLY:HA3	2:B:101:VAL:CA	8	0.27
(1,36)	1:A:101:GLY:HA3	2:B:101:VAL:CB	8	0.27
(1,36)	1:A:101:GLY:HA3	2:B:101:VAL:CG1	8	0.27
(1,36)	1:A:101:GLY:HA3	2:B:101:VAL:CG2	8	0.27
(1,36)	1:A:101:GLY:HA3	2:B:101:VAL:H	8	0.27
(1,36)	1:A:101:GLY:HA3	2:B:101:VAL:HA	8	0.27
(1,36)	1:A:101:GLY:HA3	2:B:101:VAL:HB	8	0.27
(1,36)	1:A:101:GLY:HA3	2:B:101:VAL:HG11	8	0.27
(1,36)	1:A:101:GLY:HA3	2:B:101:VAL:HG12	8	0.27
(1,36)	1:A:101:GLY:HA3	2:B:101:VAL:HG13	8	0.27
(1,36)	1:A:101:GLY:HA3	2:B:101:VAL:HG21	8	0.27
(1,36)	1:A:101:GLY:HA3	2:B:101:VAL:HG22	8	0.27
(1,36)	1:A:101:GLY:HA3	2:B:101:VAL:HG23	8	0.27
(1,36)	1:A:101:GLY:HA3	2:B:101:VAL:N	8	0.27
(1,36)	1:A:101:GLY:HA3	2:B:101:VAL:O	8	0.27
(1,36)	1:A:101:GLY:N	2:B:75:ILE:C	8	0.27
(1,36)	1:A:101:GLY:N	2:B:75:ILE:CA	8	0.27
(1,36)	1:A:101:GLY:N	2:B:75:ILE:CB	8	0.27
(1,36)	1:A:101:GLY:N	2:B:75:ILE:CD1	8	0.27
(1,36)	1:A:101:GLY:N	2:B:75:ILE:CG1	8	0.27
(1,36)	1:A:101:GLY:N	2:B:75:ILE:CG2	8	0.27
(1,36)	1:A:101:GLY:N	2:B:75:ILE:H	8	0.27
(1,36)	1:A:101:GLY:N	2:B:75:ILE:HA	8	0.27
(1,36)	1:A:101:GLY:N	2:B:75:ILE:HB	8	0.27
(1,36)	1:A:101:GLY:N	2:B:75:ILE:HD11	8	0.27
(1,36)	1:A:101:GLY:N	2:B:75:ILE:HD12	8	0.27
(1,36)	1:A:101:GLY:N	2:B:75:ILE:HD13	8	0.27
(1,36)	1:A:101:GLY:N	2:B:75:ILE:HG12	8	0.27
(1,36)	1:A:101:GLY:N	2:B:75:ILE:HG13	8	0.27
(1,36)	1:A:101:GLY:N	2:B:75:ILE:HG21	8	0.27
(1,36)	1:A:101:GLY:N	2:B:75:ILE:HG22	8	0.27

*Continued on next page...*

*Continued from previous page...*

Key	Atom-1	Atom-2	Model ID	Violation (Å)
(1,36)	1:A:101:GLY:N	2:B:75:ILE:HG23	8	0.27
(1,36)	1:A:101:GLY:N	2:B:75:ILE:N	8	0.27
(1,36)	1:A:101:GLY:N	2:B:75:ILE:O	8	0.27
(1,36)	1:A:101:GLY:N	2:B:77:ALA:C	8	0.27
(1,36)	1:A:101:GLY:N	2:B:77:ALA:CA	8	0.27
(1,36)	1:A:101:GLY:N	2:B:77:ALA:CB	8	0.27
(1,36)	1:A:101:GLY:N	2:B:77:ALA:H	8	0.27
(1,36)	1:A:101:GLY:N	2:B:77:ALA:HA	8	0.27
(1,36)	1:A:101:GLY:N	2:B:77:ALA:HB1	8	0.27
(1,36)	1:A:101:GLY:N	2:B:77:ALA:HB2	8	0.27
(1,36)	1:A:101:GLY:N	2:B:77:ALA:HB3	8	0.27
(1,36)	1:A:101:GLY:N	2:B:77:ALA:N	8	0.27
(1,36)	1:A:101:GLY:N	2:B:77:ALA:O	8	0.27
(1,36)	1:A:101:GLY:N	2:B:78:GLY:C	8	0.27
(1,36)	1:A:101:GLY:N	2:B:78:GLY:CA	8	0.27
(1,36)	1:A:101:GLY:N	2:B:78:GLY:H	8	0.27
(1,36)	1:A:101:GLY:N	2:B:78:GLY:HA2	8	0.27
(1,36)	1:A:101:GLY:N	2:B:78:GLY:HA3	8	0.27
(1,36)	1:A:101:GLY:N	2:B:78:GLY:N	8	0.27
(1,36)	1:A:101:GLY:N	2:B:78:GLY:O	8	0.27
(1,36)	1:A:101:GLY:N	2:B:79:LYS:C	8	0.27
(1,36)	1:A:101:GLY:N	2:B:79:LYS:CA	8	0.27
(1,36)	1:A:101:GLY:N	2:B:79:LYS:CB	8	0.27
(1,36)	1:A:101:GLY:N	2:B:79:LYS:CD	8	0.27
(1,36)	1:A:101:GLY:N	2:B:79:LYS:CE	8	0.27
(1,36)	1:A:101:GLY:N	2:B:79:LYS:CG	8	0.27
(1,36)	1:A:101:GLY:N	2:B:79:LYS:H	8	0.27
(1,36)	1:A:101:GLY:N	2:B:79:LYS:HA	8	0.27
(1,36)	1:A:101:GLY:N	2:B:79:LYS:HB2	8	0.27
(1,36)	1:A:101:GLY:N	2:B:79:LYS:HB3	8	0.27
(1,36)	1:A:101:GLY:N	2:B:79:LYS:HD2	8	0.27
(1,36)	1:A:101:GLY:N	2:B:79:LYS:HD3	8	0.27
(1,36)	1:A:101:GLY:N	2:B:79:LYS:HE2	8	0.27
(1,36)	1:A:101:GLY:N	2:B:79:LYS:HE3	8	0.27
(1,36)	1:A:101:GLY:N	2:B:79:LYS:HG2	8	0.27
(1,36)	1:A:101:GLY:N	2:B:79:LYS:HG3	8	0.27
(1,36)	1:A:101:GLY:N	2:B:79:LYS:HZ1	8	0.27
(1,36)	1:A:101:GLY:N	2:B:79:LYS:HZ2	8	0.27
(1,36)	1:A:101:GLY:N	2:B:79:LYS:HZ3	8	0.27
(1,36)	1:A:101:GLY:N	2:B:79:LYS:N	8	0.27
(1,36)	1:A:101:GLY:N	2:B:79:LYS:NZ	8	0.27
(1,36)	1:A:101:GLY:N	2:B:79:LYS:O	8	0.27

*Continued on next page...*



*Continued from previous page...*

Key	Atom-1	Atom-2	Model ID	Violation (Å)
(1,36)	1:A:101:GLY:N	2:B:80:ILE:C	8	0.27
(1,36)	1:A:101:GLY:N	2:B:80:ILE:CA	8	0.27
(1,36)	1:A:101:GLY:N	2:B:80:ILE:CB	8	0.27
(1,36)	1:A:101:GLY:N	2:B:80:ILE:CD1	8	0.27
(1,36)	1:A:101:GLY:N	2:B:80:ILE:CG1	8	0.27
(1,36)	1:A:101:GLY:N	2:B:80:ILE:CG2	8	0.27
(1,36)	1:A:101:GLY:N	2:B:80:ILE:H	8	0.27
(1,36)	1:A:101:GLY:N	2:B:80:ILE:HA	8	0.27
(1,36)	1:A:101:GLY:N	2:B:80:ILE:HB	8	0.27
(1,36)	1:A:101:GLY:N	2:B:80:ILE:HD11	8	0.27
(1,36)	1:A:101:GLY:N	2:B:80:ILE:HD12	8	0.27
(1,36)	1:A:101:GLY:N	2:B:80:ILE:HD13	8	0.27
(1,36)	1:A:101:GLY:N	2:B:80:ILE:HG12	8	0.27
(1,36)	1:A:101:GLY:N	2:B:80:ILE:HG13	8	0.27
(1,36)	1:A:101:GLY:N	2:B:80:ILE:HG21	8	0.27
(1,36)	1:A:101:GLY:N	2:B:80:ILE:HG22	8	0.27
(1,36)	1:A:101:GLY:N	2:B:80:ILE:HG23	8	0.27
(1,36)	1:A:101:GLY:N	2:B:80:ILE:N	8	0.27
(1,36)	1:A:101:GLY:N	2:B:80:ILE:O	8	0.27
(1,36)	1:A:101:GLY:N	2:B:84:GLN:C	8	0.27
(1,36)	1:A:101:GLY:N	2:B:84:GLN:CA	8	0.27
(1,36)	1:A:101:GLY:N	2:B:84:GLN:CB	8	0.27
(1,36)	1:A:101:GLY:N	2:B:84:GLN:CD	8	0.27
(1,36)	1:A:101:GLY:N	2:B:84:GLN:CG	8	0.27
(1,36)	1:A:101:GLY:N	2:B:84:GLN:H	8	0.27
(1,36)	1:A:101:GLY:N	2:B:84:GLN:HA	8	0.27
(1,36)	1:A:101:GLY:N	2:B:84:GLN:HB2	8	0.27
(1,36)	1:A:101:GLY:N	2:B:84:GLN:HB3	8	0.27
(1,36)	1:A:101:GLY:N	2:B:84:GLN:HE21	8	0.27
(1,36)	1:A:101:GLY:N	2:B:84:GLN:HE22	8	0.27
(1,36)	1:A:101:GLY:N	2:B:84:GLN:HG2	8	0.27
(1,36)	1:A:101:GLY:N	2:B:84:GLN:HG3	8	0.27
(1,36)	1:A:101:GLY:N	2:B:84:GLN:N	8	0.27
(1,36)	1:A:101:GLY:N	2:B:84:GLN:NE2	8	0.27
(1,36)	1:A:101:GLY:N	2:B:84:GLN:O	8	0.27
(1,36)	1:A:101:GLY:N	2:B:84:GLN:OE1	8	0.27
(1,36)	1:A:101:GLY:N	2:B:97:THR:C	8	0.27
(1,36)	1:A:101:GLY:N	2:B:97:THR:CA	8	0.27
(1,36)	1:A:101:GLY:N	2:B:97:THR:CB	8	0.27
(1,36)	1:A:101:GLY:N	2:B:97:THR:CG2	8	0.27
(1,36)	1:A:101:GLY:N	2:B:97:THR:H	8	0.27
(1,36)	1:A:101:GLY:N	2:B:97:THR:HA	8	0.27

*Continued on next page...*

*Continued from previous page...*

Key	Atom-1	Atom-2	Model ID	Violation (Å)
(1,36)	1:A:101:GLY:N	2:B:97:THR:HB	8	0.27
(1,36)	1:A:101:GLY:N	2:B:97:THR:HG1	8	0.27
(1,36)	1:A:101:GLY:N	2:B:97:THR:HG21	8	0.27
(1,36)	1:A:101:GLY:N	2:B:97:THR:HG22	8	0.27
(1,36)	1:A:101:GLY:N	2:B:97:THR:HG23	8	0.27
(1,36)	1:A:101:GLY:N	2:B:97:THR:N	8	0.27
(1,36)	1:A:101:GLY:N	2:B:97:THR:O	8	0.27
(1,36)	1:A:101:GLY:N	2:B:97:THR:OG1	8	0.27
(1,36)	1:A:101:GLY:N	2:B:99:HIS:C	8	0.27
(1,36)	1:A:101:GLY:N	2:B:99:HIS:CA	8	0.27
(1,36)	1:A:101:GLY:N	2:B:99:HIS:CB	8	0.27
(1,36)	1:A:101:GLY:N	2:B:99:HIS:CD2	8	0.27
(1,36)	1:A:101:GLY:N	2:B:99:HIS:CE1	8	0.27
(1,36)	1:A:101:GLY:N	2:B:99:HIS:CG	8	0.27
(1,36)	1:A:101:GLY:N	2:B:99:HIS:H	8	0.27
(1,36)	1:A:101:GLY:N	2:B:99:HIS:HA	8	0.27
(1,36)	1:A:101:GLY:N	2:B:99:HIS:HB2	8	0.27
(1,36)	1:A:101:GLY:N	2:B:99:HIS:HB3	8	0.27
(1,36)	1:A:101:GLY:N	2:B:99:HIS:HD1	8	0.27
(1,36)	1:A:101:GLY:N	2:B:99:HIS:HD2	8	0.27
(1,36)	1:A:101:GLY:N	2:B:99:HIS:HE1	8	0.27
(1,36)	1:A:101:GLY:N	2:B:99:HIS:HE2	8	0.27
(1,36)	1:A:101:GLY:N	2:B:99:HIS:N	8	0.27
(1,36)	1:A:101:GLY:N	2:B:99:HIS:ND1	8	0.27
(1,36)	1:A:101:GLY:N	2:B:99:HIS:NE2	8	0.27
(1,36)	1:A:101:GLY:N	2:B:99:HIS:O	8	0.27
(1,36)	1:A:101:GLY:N	2:B:101:VAL:C	8	0.27
(1,36)	1:A:101:GLY:N	2:B:101:VAL:CA	8	0.27
(1,36)	1:A:101:GLY:N	2:B:101:VAL:CB	8	0.27
(1,36)	1:A:101:GLY:N	2:B:101:VAL:CG1	8	0.27
(1,36)	1:A:101:GLY:N	2:B:101:VAL:CG2	8	0.27
(1,36)	1:A:101:GLY:N	2:B:101:VAL:H	8	0.27
(1,36)	1:A:101:GLY:N	2:B:101:VAL:HA	8	0.27
(1,36)	1:A:101:GLY:N	2:B:101:VAL:HB	8	0.27
(1,36)	1:A:101:GLY:N	2:B:101:VAL:HG11	8	0.27
(1,36)	1:A:101:GLY:N	2:B:101:VAL:HG12	8	0.27
(1,36)	1:A:101:GLY:N	2:B:101:VAL:HG13	8	0.27
(1,36)	1:A:101:GLY:N	2:B:101:VAL:HG21	8	0.27
(1,36)	1:A:101:GLY:N	2:B:101:VAL:HG22	8	0.27
(1,36)	1:A:101:GLY:N	2:B:101:VAL:HG23	8	0.27
(1,36)	1:A:101:GLY:N	2:B:101:VAL:N	8	0.27
(1,36)	1:A:101:GLY:N	2:B:101:VAL:O	8	0.27

*Continued on next page...*

*Continued from previous page...*

Key	Atom-1	Atom-2	Model ID	Violation (Å)
(1,36)	1:A:101:GLY:O	2:B:75:ILE:C	8	0.27
(1,36)	1:A:101:GLY:O	2:B:75:ILE:CA	8	0.27
(1,36)	1:A:101:GLY:O	2:B:75:ILE:CB	8	0.27
(1,36)	1:A:101:GLY:O	2:B:75:ILE:CD1	8	0.27
(1,36)	1:A:101:GLY:O	2:B:75:ILE:CG1	8	0.27
(1,36)	1:A:101:GLY:O	2:B:75:ILE:CG2	8	0.27
(1,36)	1:A:101:GLY:O	2:B:75:ILE:H	8	0.27
(1,36)	1:A:101:GLY:O	2:B:75:ILE:HA	8	0.27
(1,36)	1:A:101:GLY:O	2:B:75:ILE:HB	8	0.27
(1,36)	1:A:101:GLY:O	2:B:75:ILE:HD11	8	0.27
(1,36)	1:A:101:GLY:O	2:B:75:ILE:HD12	8	0.27
(1,36)	1:A:101:GLY:O	2:B:75:ILE:HD13	8	0.27
(1,36)	1:A:101:GLY:O	2:B:75:ILE:HG12	8	0.27
(1,36)	1:A:101:GLY:O	2:B:75:ILE:HG13	8	0.27
(1,36)	1:A:101:GLY:O	2:B:75:ILE:HG21	8	0.27
(1,36)	1:A:101:GLY:O	2:B:75:ILE:HG22	8	0.27
(1,36)	1:A:101:GLY:O	2:B:75:ILE:HG23	8	0.27
(1,36)	1:A:101:GLY:O	2:B:75:ILE:N	8	0.27
(1,36)	1:A:101:GLY:O	2:B:75:ILE:O	8	0.27
(1,36)	1:A:101:GLY:O	2:B:77:ALA:C	8	0.27
(1,36)	1:A:101:GLY:O	2:B:77:ALA:CA	8	0.27
(1,36)	1:A:101:GLY:O	2:B:77:ALA:CB	8	0.27
(1,36)	1:A:101:GLY:O	2:B:77:ALA:H	8	0.27
(1,36)	1:A:101:GLY:O	2:B:77:ALA:HA	8	0.27
(1,36)	1:A:101:GLY:O	2:B:77:ALA:HB1	8	0.27
(1,36)	1:A:101:GLY:O	2:B:77:ALA:HB2	8	0.27
(1,36)	1:A:101:GLY:O	2:B:77:ALA:HB3	8	0.27
(1,36)	1:A:101:GLY:O	2:B:77:ALA:N	8	0.27
(1,36)	1:A:101:GLY:O	2:B:77:ALA:O	8	0.27
(1,36)	1:A:101:GLY:O	2:B:78:GLY:C	8	0.27
(1,36)	1:A:101:GLY:O	2:B:78:GLY:CA	8	0.27
(1,36)	1:A:101:GLY:O	2:B:78:GLY:H	8	0.27
(1,36)	1:A:101:GLY:O	2:B:78:GLY:HA2	8	0.27
(1,36)	1:A:101:GLY:O	2:B:78:GLY:HA3	8	0.27
(1,36)	1:A:101:GLY:O	2:B:78:GLY:N	8	0.27
(1,36)	1:A:101:GLY:O	2:B:78:GLY:O	8	0.27
(1,36)	1:A:101:GLY:O	2:B:79:LYS:C	8	0.27
(1,36)	1:A:101:GLY:O	2:B:79:LYS:CA	8	0.27
(1,36)	1:A:101:GLY:O	2:B:79:LYS:CB	8	0.27
(1,36)	1:A:101:GLY:O	2:B:79:LYS:CD	8	0.27
(1,36)	1:A:101:GLY:O	2:B:79:LYS:CE	8	0.27
(1,36)	1:A:101:GLY:O	2:B:79:LYS:CG	8	0.27

*Continued on next page...*

Continued from previous page...

Key	Atom-1	Atom-2	Model ID	Violation (Å)
(1,36)	1:A:101:GLY:O	2:B:79:LYS:H	8	0.27
(1,36)	1:A:101:GLY:O	2:B:79:LYS:HA	8	0.27
(1,36)	1:A:101:GLY:O	2:B:79:LYS:HB2	8	0.27
(1,36)	1:A:101:GLY:O	2:B:79:LYS:HB3	8	0.27
(1,36)	1:A:101:GLY:O	2:B:79:LYS:HD2	8	0.27
(1,36)	1:A:101:GLY:O	2:B:79:LYS:HD3	8	0.27
(1,36)	1:A:101:GLY:O	2:B:79:LYS:HE2	8	0.27
(1,36)	1:A:101:GLY:O	2:B:79:LYS:HE3	8	0.27
(1,36)	1:A:101:GLY:O	2:B:79:LYS:HG2	8	0.27
(1,36)	1:A:101:GLY:O	2:B:79:LYS:HG3	8	0.27
(1,36)	1:A:101:GLY:O	2:B:79:LYS:HZ1	8	0.27
(1,36)	1:A:101:GLY:O	2:B:79:LYS:HZ2	8	0.27
(1,36)	1:A:101:GLY:O	2:B:79:LYS:HZ3	8	0.27
(1,36)	1:A:101:GLY:O	2:B:79:LYS:N	8	0.27
(1,36)	1:A:101:GLY:O	2:B:79:LYS:NZ	8	0.27
(1,36)	1:A:101:GLY:O	2:B:79:LYS:O	8	0.27
(1,36)	1:A:101:GLY:O	2:B:80:ILE:C	8	0.27
(1,36)	1:A:101:GLY:O	2:B:80:ILE:CA	8	0.27
(1,36)	1:A:101:GLY:O	2:B:80:ILE:CB	8	0.27
(1,36)	1:A:101:GLY:O	2:B:80:ILE:CD1	8	0.27
(1,36)	1:A:101:GLY:O	2:B:80:ILE:CG1	8	0.27
(1,36)	1:A:101:GLY:O	2:B:80:ILE:CG2	8	0.27
(1,36)	1:A:101:GLY:O	2:B:80:ILE:H	8	0.27
(1,36)	1:A:101:GLY:O	2:B:80:ILE:HA	8	0.27
(1,36)	1:A:101:GLY:O	2:B:80:ILE:HB	8	0.27
(1,36)	1:A:101:GLY:O	2:B:80:ILE:HD11	8	0.27
(1,36)	1:A:101:GLY:O	2:B:80:ILE:HD12	8	0.27
(1,36)	1:A:101:GLY:O	2:B:80:ILE:HD13	8	0.27
(1,36)	1:A:101:GLY:O	2:B:80:ILE:HG12	8	0.27
(1,36)	1:A:101:GLY:O	2:B:80:ILE:HG13	8	0.27
(1,36)	1:A:101:GLY:O	2:B:80:ILE:HG21	8	0.27
(1,36)	1:A:101:GLY:O	2:B:80:ILE:HG22	8	0.27
(1,36)	1:A:101:GLY:O	2:B:80:ILE:HG23	8	0.27
(1,36)	1:A:101:GLY:O	2:B:80:ILE:N	8	0.27
(1,36)	1:A:101:GLY:O	2:B:80:ILE:O	8	0.27
(1,36)	1:A:101:GLY:O	2:B:84:GLN:C	8	0.27
(1,36)	1:A:101:GLY:O	2:B:84:GLN:CA	8	0.27
(1,36)	1:A:101:GLY:O	2:B:84:GLN:CB	8	0.27
(1,36)	1:A:101:GLY:O	2:B:84:GLN:CD	8	0.27
(1,36)	1:A:101:GLY:O	2:B:84:GLN:CG	8	0.27
(1,36)	1:A:101:GLY:O	2:B:84:GLN:H	8	0.27
(1,36)	1:A:101:GLY:O	2:B:84:GLN:HA	8	0.27

Continued on next page...

*Continued from previous page...*

Key	Atom-1	Atom-2	Model ID	Violation (Å)
(1,36)	1:A:101:GLY:O	2:B:84:GLN:HB2	8	0.27
(1,36)	1:A:101:GLY:O	2:B:84:GLN:HB3	8	0.27
(1,36)	1:A:101:GLY:O	2:B:84:GLN:HE21	8	0.27
(1,36)	1:A:101:GLY:O	2:B:84:GLN:HE22	8	0.27
(1,36)	1:A:101:GLY:O	2:B:84:GLN:HG2	8	0.27
(1,36)	1:A:101:GLY:O	2:B:84:GLN:HG3	8	0.27
(1,36)	1:A:101:GLY:O	2:B:84:GLN:N	8	0.27
(1,36)	1:A:101:GLY:O	2:B:84:GLN:NE2	8	0.27
(1,36)	1:A:101:GLY:O	2:B:84:GLN:O	8	0.27
(1,36)	1:A:101:GLY:O	2:B:84:GLN:OE1	8	0.27
(1,36)	1:A:101:GLY:O	2:B:97:THR:C	8	0.27
(1,36)	1:A:101:GLY:O	2:B:97:THR:CA	8	0.27
(1,36)	1:A:101:GLY:O	2:B:97:THR:CB	8	0.27
(1,36)	1:A:101:GLY:O	2:B:97:THR:CG2	8	0.27
(1,36)	1:A:101:GLY:O	2:B:97:THR:H	8	0.27
(1,36)	1:A:101:GLY:O	2:B:97:THR:HA	8	0.27
(1,36)	1:A:101:GLY:O	2:B:97:THR:HB	8	0.27
(1,36)	1:A:101:GLY:O	2:B:97:THR:HG1	8	0.27
(1,36)	1:A:101:GLY:O	2:B:97:THR:HG21	8	0.27
(1,36)	1:A:101:GLY:O	2:B:97:THR:HG22	8	0.27
(1,36)	1:A:101:GLY:O	2:B:97:THR:HG23	8	0.27
(1,36)	1:A:101:GLY:O	2:B:97:THR:N	8	0.27
(1,36)	1:A:101:GLY:O	2:B:97:THR:O	8	0.27
(1,36)	1:A:101:GLY:O	2:B:97:THR:OG1	8	0.27
(1,36)	1:A:101:GLY:O	2:B:99:HIS:C	8	0.27
(1,36)	1:A:101:GLY:O	2:B:99:HIS:CA	8	0.27
(1,36)	1:A:101:GLY:O	2:B:99:HIS:CB	8	0.27
(1,36)	1:A:101:GLY:O	2:B:99:HIS:CD2	8	0.27
(1,36)	1:A:101:GLY:O	2:B:99:HIS:CE1	8	0.27
(1,36)	1:A:101:GLY:O	2:B:99:HIS:CG	8	0.27
(1,36)	1:A:101:GLY:O	2:B:99:HIS:H	8	0.27
(1,36)	1:A:101:GLY:O	2:B:99:HIS:HA	8	0.27
(1,36)	1:A:101:GLY:O	2:B:99:HIS:HB2	8	0.27
(1,36)	1:A:101:GLY:O	2:B:99:HIS:HB3	8	0.27
(1,36)	1:A:101:GLY:O	2:B:99:HIS:HD1	8	0.27
(1,36)	1:A:101:GLY:O	2:B:99:HIS:HD2	8	0.27
(1,36)	1:A:101:GLY:O	2:B:99:HIS:HE1	8	0.27
(1,36)	1:A:101:GLY:O	2:B:99:HIS:HE2	8	0.27
(1,36)	1:A:101:GLY:O	2:B:99:HIS:N	8	0.27
(1,36)	1:A:101:GLY:O	2:B:99:HIS:ND1	8	0.27
(1,36)	1:A:101:GLY:O	2:B:99:HIS:NE2	8	0.27
(1,36)	1:A:101:GLY:O	2:B:99:HIS:O	8	0.27

*Continued on next page...*

*Continued from previous page...*

Key	Atom-1	Atom-2	Model ID	Violation (Å)
(1,36)	1:A:101:GLY:O	2:B:101:VAL:C	8	0.27
(1,36)	1:A:101:GLY:O	2:B:101:VAL:CA	8	0.27
(1,36)	1:A:101:GLY:O	2:B:101:VAL:CB	8	0.27
(1,36)	1:A:101:GLY:O	2:B:101:VAL:CG1	8	0.27
(1,36)	1:A:101:GLY:O	2:B:101:VAL:CG2	8	0.27
(1,36)	1:A:101:GLY:O	2:B:101:VAL:H	8	0.27
(1,36)	1:A:101:GLY:O	2:B:101:VAL:HA	8	0.27
(1,36)	1:A:101:GLY:O	2:B:101:VAL:HB	8	0.27
(1,36)	1:A:101:GLY:O	2:B:101:VAL:HG11	8	0.27
(1,36)	1:A:101:GLY:O	2:B:101:VAL:HG12	8	0.27
(1,36)	1:A:101:GLY:O	2:B:101:VAL:HG13	8	0.27
(1,36)	1:A:101:GLY:O	2:B:101:VAL:HG21	8	0.27
(1,36)	1:A:101:GLY:O	2:B:101:VAL:HG22	8	0.27
(1,36)	1:A:101:GLY:O	2:B:101:VAL:HG23	8	0.27
(1,36)	1:A:101:GLY:O	2:B:101:VAL:N	8	0.27
(1,36)	1:A:101:GLY:O	2:B:101:VAL:O	8	0.27
(1,2)	1:A:78:ASP:HB2	2:B:41:LYS:H	4	0.27
(1,2)	1:A:78:ASP:HB3	2:B:41:LYS:H	4	0.27
(1,14)	1:A:73:LEU:HD11	2:B:79:LYS:H	4	0.27
(1,14)	1:A:73:LEU:HD12	2:B:79:LYS:H	4	0.27
(1,14)	1:A:73:LEU:HD13	2:B:79:LYS:H	4	0.27
(1,14)	1:A:73:LEU:HD21	2:B:79:LYS:H	4	0.27
(1,14)	1:A:73:LEU:HD22	2:B:79:LYS:H	4	0.27
(1,14)	1:A:73:LEU:HD23	2:B:79:LYS:H	4	0.27
(1,36)	1:A:101:GLY:C	2:B:75:ILE:C	20	0.26
(1,36)	1:A:101:GLY:C	2:B:75:ILE:CA	20	0.26
(1,36)	1:A:101:GLY:C	2:B:75:ILE:CB	20	0.26
(1,36)	1:A:101:GLY:C	2:B:75:ILE:CD1	20	0.26
(1,36)	1:A:101:GLY:C	2:B:75:ILE:CG1	20	0.26
(1,36)	1:A:101:GLY:C	2:B:75:ILE:CG2	20	0.26
(1,36)	1:A:101:GLY:C	2:B:75:ILE:H	20	0.26
(1,36)	1:A:101:GLY:C	2:B:75:ILE:HA	20	0.26
(1,36)	1:A:101:GLY:C	2:B:75:ILE:HB	20	0.26
(1,36)	1:A:101:GLY:C	2:B:75:ILE:HD11	20	0.26
(1,36)	1:A:101:GLY:C	2:B:75:ILE:HD12	20	0.26
(1,36)	1:A:101:GLY:C	2:B:75:ILE:HD13	20	0.26
(1,36)	1:A:101:GLY:C	2:B:75:ILE:HG12	20	0.26
(1,36)	1:A:101:GLY:C	2:B:75:ILE:HG13	20	0.26
(1,36)	1:A:101:GLY:C	2:B:75:ILE:HG21	20	0.26
(1,36)	1:A:101:GLY:C	2:B:75:ILE:HG22	20	0.26
(1,36)	1:A:101:GLY:C	2:B:75:ILE:HG23	20	0.26
(1,36)	1:A:101:GLY:C	2:B:75:ILE:N	20	0.26

*Continued on next page...*

*Continued from previous page...*

Key	Atom-1	Atom-2	Model ID	Violation (Å)
(1,36)	1:A:101:GLY:C	2:B:75:ILE:O	20	0.26
(1,36)	1:A:101:GLY:C	2:B:77:ALA:C	20	0.26
(1,36)	1:A:101:GLY:C	2:B:77:ALA:CA	20	0.26
(1,36)	1:A:101:GLY:C	2:B:77:ALA:CB	20	0.26
(1,36)	1:A:101:GLY:C	2:B:77:ALA:H	20	0.26
(1,36)	1:A:101:GLY:C	2:B:77:ALA:HA	20	0.26
(1,36)	1:A:101:GLY:C	2:B:77:ALA:HB1	20	0.26
(1,36)	1:A:101:GLY:C	2:B:77:ALA:HB2	20	0.26
(1,36)	1:A:101:GLY:C	2:B:77:ALA:HB3	20	0.26
(1,36)	1:A:101:GLY:C	2:B:77:ALA:N	20	0.26
(1,36)	1:A:101:GLY:C	2:B:77:ALA:O	20	0.26
(1,36)	1:A:101:GLY:C	2:B:78:GLY:C	20	0.26
(1,36)	1:A:101:GLY:C	2:B:78:GLY:CA	20	0.26
(1,36)	1:A:101:GLY:C	2:B:78:GLY:H	20	0.26
(1,36)	1:A:101:GLY:C	2:B:78:GLY:HA2	20	0.26
(1,36)	1:A:101:GLY:C	2:B:78:GLY:HA3	20	0.26
(1,36)	1:A:101:GLY:C	2:B:78:GLY:N	20	0.26
(1,36)	1:A:101:GLY:C	2:B:78:GLY:O	20	0.26
(1,36)	1:A:101:GLY:C	2:B:79:LYS:C	20	0.26
(1,36)	1:A:101:GLY:C	2:B:79:LYS:CA	20	0.26
(1,36)	1:A:101:GLY:C	2:B:79:LYS:CB	20	0.26
(1,36)	1:A:101:GLY:C	2:B:79:LYS:CD	20	0.26
(1,36)	1:A:101:GLY:C	2:B:79:LYS:CE	20	0.26
(1,36)	1:A:101:GLY:C	2:B:79:LYS:CG	20	0.26
(1,36)	1:A:101:GLY:C	2:B:79:LYS:H	20	0.26
(1,36)	1:A:101:GLY:C	2:B:79:LYS:HA	20	0.26
(1,36)	1:A:101:GLY:C	2:B:79:LYS:HB2	20	0.26
(1,36)	1:A:101:GLY:C	2:B:79:LYS:HB3	20	0.26
(1,36)	1:A:101:GLY:C	2:B:79:LYS:HD2	20	0.26
(1,36)	1:A:101:GLY:C	2:B:79:LYS:HD3	20	0.26
(1,36)	1:A:101:GLY:C	2:B:79:LYS:HE2	20	0.26
(1,36)	1:A:101:GLY:C	2:B:79:LYS:HE3	20	0.26
(1,36)	1:A:101:GLY:C	2:B:79:LYS:HG2	20	0.26
(1,36)	1:A:101:GLY:C	2:B:79:LYS:HG3	20	0.26
(1,36)	1:A:101:GLY:C	2:B:79:LYS:HZ1	20	0.26
(1,36)	1:A:101:GLY:C	2:B:79:LYS:HZ2	20	0.26
(1,36)	1:A:101:GLY:C	2:B:79:LYS:HZ3	20	0.26
(1,36)	1:A:101:GLY:C	2:B:79:LYS:N	20	0.26
(1,36)	1:A:101:GLY:C	2:B:79:LYS:NZ	20	0.26
(1,36)	1:A:101:GLY:C	2:B:79:LYS:O	20	0.26
(1,36)	1:A:101:GLY:C	2:B:80:ILE:C	20	0.26
(1,36)	1:A:101:GLY:C	2:B:80:ILE:CA	20	0.26

*Continued on next page...*

*Continued from previous page...*

Key	Atom-1	Atom-2	Model ID	Violation (Å)
(1,36)	1:A:101:GLY:C	2:B:80:ILE:CB	20	0.26
(1,36)	1:A:101:GLY:C	2:B:80:ILE:CD1	20	0.26
(1,36)	1:A:101:GLY:C	2:B:80:ILE:CG1	20	0.26
(1,36)	1:A:101:GLY:C	2:B:80:ILE:CG2	20	0.26
(1,36)	1:A:101:GLY:C	2:B:80:ILE:H	20	0.26
(1,36)	1:A:101:GLY:C	2:B:80:ILE:HA	20	0.26
(1,36)	1:A:101:GLY:C	2:B:80:ILE:HB	20	0.26
(1,36)	1:A:101:GLY:C	2:B:80:ILE:HD11	20	0.26
(1,36)	1:A:101:GLY:C	2:B:80:ILE:HD12	20	0.26
(1,36)	1:A:101:GLY:C	2:B:80:ILE:HD13	20	0.26
(1,36)	1:A:101:GLY:C	2:B:80:ILE:HG12	20	0.26
(1,36)	1:A:101:GLY:C	2:B:80:ILE:HG13	20	0.26
(1,36)	1:A:101:GLY:C	2:B:80:ILE:HG21	20	0.26
(1,36)	1:A:101:GLY:C	2:B:80:ILE:HG22	20	0.26
(1,36)	1:A:101:GLY:C	2:B:80:ILE:HG23	20	0.26
(1,36)	1:A:101:GLY:C	2:B:80:ILE:N	20	0.26
(1,36)	1:A:101:GLY:C	2:B:80:ILE:O	20	0.26
(1,36)	1:A:101:GLY:C	2:B:84:GLN:C	20	0.26
(1,36)	1:A:101:GLY:C	2:B:84:GLN:CA	20	0.26
(1,36)	1:A:101:GLY:C	2:B:84:GLN:CB	20	0.26
(1,36)	1:A:101:GLY:C	2:B:84:GLN:CD	20	0.26
(1,36)	1:A:101:GLY:C	2:B:84:GLN:CG	20	0.26
(1,36)	1:A:101:GLY:C	2:B:84:GLN:H	20	0.26
(1,36)	1:A:101:GLY:C	2:B:84:GLN:HA	20	0.26
(1,36)	1:A:101:GLY:C	2:B:84:GLN:HB2	20	0.26
(1,36)	1:A:101:GLY:C	2:B:84:GLN:HB3	20	0.26
(1,36)	1:A:101:GLY:C	2:B:84:GLN:HE21	20	0.26
(1,36)	1:A:101:GLY:C	2:B:84:GLN:HE22	20	0.26
(1,36)	1:A:101:GLY:C	2:B:84:GLN:HG2	20	0.26
(1,36)	1:A:101:GLY:C	2:B:84:GLN:HG3	20	0.26
(1,36)	1:A:101:GLY:C	2:B:84:GLN:N	20	0.26
(1,36)	1:A:101:GLY:C	2:B:84:GLN:NE2	20	0.26
(1,36)	1:A:101:GLY:C	2:B:84:GLN:O	20	0.26
(1,36)	1:A:101:GLY:C	2:B:84:GLN:OE1	20	0.26
(1,36)	1:A:101:GLY:C	2:B:97:THR:C	20	0.26
(1,36)	1:A:101:GLY:C	2:B:97:THR:CA	20	0.26
(1,36)	1:A:101:GLY:C	2:B:97:THR:CB	20	0.26
(1,36)	1:A:101:GLY:C	2:B:97:THR:CG2	20	0.26
(1,36)	1:A:101:GLY:C	2:B:97:THR:H	20	0.26
(1,36)	1:A:101:GLY:C	2:B:97:THR:HA	20	0.26
(1,36)	1:A:101:GLY:C	2:B:97:THR:HB	20	0.26
(1,36)	1:A:101:GLY:C	2:B:97:THR:HG1	20	0.26

*Continued on next page...*



*Continued from previous page...*

Key	Atom-1	Atom-2	Model ID	Violation (Å)
(1,36)	1:A:101:GLY:C	2:B:97:THR:HG21	20	0.26
(1,36)	1:A:101:GLY:C	2:B:97:THR:HG22	20	0.26
(1,36)	1:A:101:GLY:C	2:B:97:THR:HG23	20	0.26
(1,36)	1:A:101:GLY:C	2:B:97:THR:N	20	0.26
(1,36)	1:A:101:GLY:C	2:B:97:THR:O	20	0.26
(1,36)	1:A:101:GLY:C	2:B:97:THR:OG1	20	0.26
(1,36)	1:A:101:GLY:C	2:B:99:HIS:C	20	0.26
(1,36)	1:A:101:GLY:C	2:B:99:HIS:CA	20	0.26
(1,36)	1:A:101:GLY:C	2:B:99:HIS:CB	20	0.26
(1,36)	1:A:101:GLY:C	2:B:99:HIS:CD2	20	0.26
(1,36)	1:A:101:GLY:C	2:B:99:HIS:CE1	20	0.26
(1,36)	1:A:101:GLY:C	2:B:99:HIS:CG	20	0.26
(1,36)	1:A:101:GLY:C	2:B:99:HIS:H	20	0.26
(1,36)	1:A:101:GLY:C	2:B:99:HIS:HA	20	0.26
(1,36)	1:A:101:GLY:C	2:B:99:HIS:HB2	20	0.26
(1,36)	1:A:101:GLY:C	2:B:99:HIS:HB3	20	0.26
(1,36)	1:A:101:GLY:C	2:B:99:HIS:HD1	20	0.26
(1,36)	1:A:101:GLY:C	2:B:99:HIS:HD2	20	0.26
(1,36)	1:A:101:GLY:C	2:B:99:HIS:HE1	20	0.26
(1,36)	1:A:101:GLY:C	2:B:99:HIS:HE2	20	0.26
(1,36)	1:A:101:GLY:C	2:B:99:HIS:N	20	0.26
(1,36)	1:A:101:GLY:C	2:B:99:HIS:ND1	20	0.26
(1,36)	1:A:101:GLY:C	2:B:99:HIS:NE2	20	0.26
(1,36)	1:A:101:GLY:C	2:B:99:HIS:O	20	0.26
(1,36)	1:A:101:GLY:C	2:B:101:VAL:C	20	0.26
(1,36)	1:A:101:GLY:C	2:B:101:VAL:CA	20	0.26
(1,36)	1:A:101:GLY:C	2:B:101:VAL:CB	20	0.26
(1,36)	1:A:101:GLY:C	2:B:101:VAL:CG1	20	0.26
(1,36)	1:A:101:GLY:C	2:B:101:VAL:CG2	20	0.26
(1,36)	1:A:101:GLY:C	2:B:101:VAL:H	20	0.26
(1,36)	1:A:101:GLY:C	2:B:101:VAL:HA	20	0.26
(1,36)	1:A:101:GLY:C	2:B:101:VAL:HB	20	0.26
(1,36)	1:A:101:GLY:C	2:B:101:VAL:HG11	20	0.26
(1,36)	1:A:101:GLY:C	2:B:101:VAL:HG12	20	0.26
(1,36)	1:A:101:GLY:C	2:B:101:VAL:HG13	20	0.26
(1,36)	1:A:101:GLY:C	2:B:101:VAL:HG21	20	0.26
(1,36)	1:A:101:GLY:C	2:B:101:VAL:HG22	20	0.26
(1,36)	1:A:101:GLY:C	2:B:101:VAL:HG23	20	0.26
(1,36)	1:A:101:GLY:C	2:B:101:VAL:N	20	0.26
(1,36)	1:A:101:GLY:C	2:B:101:VAL:O	20	0.26
(1,36)	1:A:101:GLY:CA	2:B:75:ILE:C	20	0.26
(1,36)	1:A:101:GLY:CA	2:B:75:ILE:CA	20	0.26

*Continued on next page...*

*Continued from previous page...*

Key	Atom-1	Atom-2	Model ID	Violation (Å)
(1,36)	1:A:101:GLY:CA	2:B:75:ILE:CB	20	0.26
(1,36)	1:A:101:GLY:CA	2:B:75:ILE:CD1	20	0.26
(1,36)	1:A:101:GLY:CA	2:B:75:ILE:CG1	20	0.26
(1,36)	1:A:101:GLY:CA	2:B:75:ILE:CG2	20	0.26
(1,36)	1:A:101:GLY:CA	2:B:75:ILE:H	20	0.26
(1,36)	1:A:101:GLY:CA	2:B:75:ILE:HA	20	0.26
(1,36)	1:A:101:GLY:CA	2:B:75:ILE:HB	20	0.26
(1,36)	1:A:101:GLY:CA	2:B:75:ILE:HD11	20	0.26
(1,36)	1:A:101:GLY:CA	2:B:75:ILE:HD12	20	0.26
(1,36)	1:A:101:GLY:CA	2:B:75:ILE:HD13	20	0.26
(1,36)	1:A:101:GLY:CA	2:B:75:ILE:HG12	20	0.26
(1,36)	1:A:101:GLY:CA	2:B:75:ILE:HG13	20	0.26
(1,36)	1:A:101:GLY:CA	2:B:75:ILE:HG21	20	0.26
(1,36)	1:A:101:GLY:CA	2:B:75:ILE:HG22	20	0.26
(1,36)	1:A:101:GLY:CA	2:B:75:ILE:HG23	20	0.26
(1,36)	1:A:101:GLY:CA	2:B:75:ILE:N	20	0.26
(1,36)	1:A:101:GLY:CA	2:B:75:ILE:O	20	0.26
(1,36)	1:A:101:GLY:CA	2:B:77:ALA:C	20	0.26
(1,36)	1:A:101:GLY:CA	2:B:77:ALA:CA	20	0.26
(1,36)	1:A:101:GLY:CA	2:B:77:ALA:CB	20	0.26
(1,36)	1:A:101:GLY:CA	2:B:77:ALA:H	20	0.26
(1,36)	1:A:101:GLY:CA	2:B:77:ALA:HA	20	0.26
(1,36)	1:A:101:GLY:CA	2:B:77:ALA:HB1	20	0.26
(1,36)	1:A:101:GLY:CA	2:B:77:ALA:HB2	20	0.26
(1,36)	1:A:101:GLY:CA	2:B:77:ALA:HB3	20	0.26
(1,36)	1:A:101:GLY:CA	2:B:77:ALA:N	20	0.26
(1,36)	1:A:101:GLY:CA	2:B:77:ALA:O	20	0.26
(1,36)	1:A:101:GLY:CA	2:B:78:GLY:C	20	0.26
(1,36)	1:A:101:GLY:CA	2:B:78:GLY:CA	20	0.26
(1,36)	1:A:101:GLY:CA	2:B:78:GLY:H	20	0.26
(1,36)	1:A:101:GLY:CA	2:B:78:GLY:HA2	20	0.26
(1,36)	1:A:101:GLY:CA	2:B:78:GLY:HA3	20	0.26
(1,36)	1:A:101:GLY:CA	2:B:78:GLY:N	20	0.26
(1,36)	1:A:101:GLY:CA	2:B:78:GLY:O	20	0.26
(1,36)	1:A:101:GLY:CA	2:B:79:LYS:C	20	0.26
(1,36)	1:A:101:GLY:CA	2:B:79:LYS:CA	20	0.26
(1,36)	1:A:101:GLY:CA	2:B:79:LYS:CB	20	0.26
(1,36)	1:A:101:GLY:CA	2:B:79:LYS:CD	20	0.26
(1,36)	1:A:101:GLY:CA	2:B:79:LYS:CE	20	0.26
(1,36)	1:A:101:GLY:CA	2:B:79:LYS:CG	20	0.26
(1,36)	1:A:101:GLY:CA	2:B:79:LYS:H	20	0.26
(1,36)	1:A:101:GLY:CA	2:B:79:LYS:HA	20	0.26

*Continued on next page...*

*Continued from previous page...*

Key	Atom-1	Atom-2	Model ID	Violation (Å)
(1,36)	1:A:101:GLY:CA	2:B:79:LYS:HB2	20	0.26
(1,36)	1:A:101:GLY:CA	2:B:79:LYS:HB3	20	0.26
(1,36)	1:A:101:GLY:CA	2:B:79:LYS:HD2	20	0.26
(1,36)	1:A:101:GLY:CA	2:B:79:LYS:HD3	20	0.26
(1,36)	1:A:101:GLY:CA	2:B:79:LYS:HE2	20	0.26
(1,36)	1:A:101:GLY:CA	2:B:79:LYS:HE3	20	0.26
(1,36)	1:A:101:GLY:CA	2:B:79:LYS:HG2	20	0.26
(1,36)	1:A:101:GLY:CA	2:B:79:LYS:HG3	20	0.26
(1,36)	1:A:101:GLY:CA	2:B:79:LYS:HZ1	20	0.26
(1,36)	1:A:101:GLY:CA	2:B:79:LYS:HZ2	20	0.26
(1,36)	1:A:101:GLY:CA	2:B:79:LYS:HZ3	20	0.26
(1,36)	1:A:101:GLY:CA	2:B:79:LYS:N	20	0.26
(1,36)	1:A:101:GLY:CA	2:B:79:LYS:NZ	20	0.26
(1,36)	1:A:101:GLY:CA	2:B:79:LYS:O	20	0.26
(1,36)	1:A:101:GLY:CA	2:B:80:ILE:C	20	0.26
(1,36)	1:A:101:GLY:CA	2:B:80:ILE:CA	20	0.26
(1,36)	1:A:101:GLY:CA	2:B:80:ILE:CB	20	0.26
(1,36)	1:A:101:GLY:CA	2:B:80:ILE:CD1	20	0.26
(1,36)	1:A:101:GLY:CA	2:B:80:ILE:CG1	20	0.26
(1,36)	1:A:101:GLY:CA	2:B:80:ILE:CG2	20	0.26
(1,36)	1:A:101:GLY:CA	2:B:80:ILE:H	20	0.26
(1,36)	1:A:101:GLY:CA	2:B:80:ILE:HA	20	0.26
(1,36)	1:A:101:GLY:CA	2:B:80:ILE:HB	20	0.26
(1,36)	1:A:101:GLY:CA	2:B:80:ILE:HD11	20	0.26
(1,36)	1:A:101:GLY:CA	2:B:80:ILE:HD12	20	0.26
(1,36)	1:A:101:GLY:CA	2:B:80:ILE:HD13	20	0.26
(1,36)	1:A:101:GLY:CA	2:B:80:ILE:HG12	20	0.26
(1,36)	1:A:101:GLY:CA	2:B:80:ILE:HG13	20	0.26
(1,36)	1:A:101:GLY:CA	2:B:80:ILE:HG21	20	0.26
(1,36)	1:A:101:GLY:CA	2:B:80:ILE:HG22	20	0.26
(1,36)	1:A:101:GLY:CA	2:B:80:ILE:HG23	20	0.26
(1,36)	1:A:101:GLY:CA	2:B:80:ILE:N	20	0.26
(1,36)	1:A:101:GLY:CA	2:B:80:ILE:O	20	0.26
(1,36)	1:A:101:GLY:CA	2:B:84:GLN:C	20	0.26
(1,36)	1:A:101:GLY:CA	2:B:84:GLN:CA	20	0.26
(1,36)	1:A:101:GLY:CA	2:B:84:GLN:CB	20	0.26
(1,36)	1:A:101:GLY:CA	2:B:84:GLN:CD	20	0.26
(1,36)	1:A:101:GLY:CA	2:B:84:GLN:CG	20	0.26
(1,36)	1:A:101:GLY:CA	2:B:84:GLN:H	20	0.26
(1,36)	1:A:101:GLY:CA	2:B:84:GLN:HA	20	0.26
(1,36)	1:A:101:GLY:CA	2:B:84:GLN:HB2	20	0.26
(1,36)	1:A:101:GLY:CA	2:B:84:GLN:HB3	20	0.26

*Continued on next page...*

*Continued from previous page...*

Key	Atom-1	Atom-2	Model ID	Violation (Å)
(1,36)	1:A:101:GLY:CA	2:B:84:GLN:HE21	20	0.26
(1,36)	1:A:101:GLY:CA	2:B:84:GLN:HE22	20	0.26
(1,36)	1:A:101:GLY:CA	2:B:84:GLN:HG2	20	0.26
(1,36)	1:A:101:GLY:CA	2:B:84:GLN:HG3	20	0.26
(1,36)	1:A:101:GLY:CA	2:B:84:GLN:N	20	0.26
(1,36)	1:A:101:GLY:CA	2:B:84:GLN:NE2	20	0.26
(1,36)	1:A:101:GLY:CA	2:B:84:GLN:O	20	0.26
(1,36)	1:A:101:GLY:CA	2:B:84:GLN:OE1	20	0.26
(1,36)	1:A:101:GLY:CA	2:B:97:THR:C	20	0.26
(1,36)	1:A:101:GLY:CA	2:B:97:THR:CA	20	0.26
(1,36)	1:A:101:GLY:CA	2:B:97:THR:CB	20	0.26
(1,36)	1:A:101:GLY:CA	2:B:97:THR:CG2	20	0.26
(1,36)	1:A:101:GLY:CA	2:B:97:THR:H	20	0.26
(1,36)	1:A:101:GLY:CA	2:B:97:THR:HA	20	0.26
(1,36)	1:A:101:GLY:CA	2:B:97:THR:HB	20	0.26
(1,36)	1:A:101:GLY:CA	2:B:97:THR:HG1	20	0.26
(1,36)	1:A:101:GLY:CA	2:B:97:THR:HG21	20	0.26
(1,36)	1:A:101:GLY:CA	2:B:97:THR:HG22	20	0.26
(1,36)	1:A:101:GLY:CA	2:B:97:THR:HG23	20	0.26
(1,36)	1:A:101:GLY:CA	2:B:97:THR:N	20	0.26
(1,36)	1:A:101:GLY:CA	2:B:97:THR:O	20	0.26
(1,36)	1:A:101:GLY:CA	2:B:97:THR:OG1	20	0.26
(1,36)	1:A:101:GLY:CA	2:B:99:HIS:C	20	0.26
(1,36)	1:A:101:GLY:CA	2:B:99:HIS:CA	20	0.26
(1,36)	1:A:101:GLY:CA	2:B:99:HIS:CB	20	0.26
(1,36)	1:A:101:GLY:CA	2:B:99:HIS:CD2	20	0.26
(1,36)	1:A:101:GLY:CA	2:B:99:HIS:CE1	20	0.26
(1,36)	1:A:101:GLY:CA	2:B:99:HIS:CG	20	0.26
(1,36)	1:A:101:GLY:CA	2:B:99:HIS:H	20	0.26
(1,36)	1:A:101:GLY:CA	2:B:99:HIS:HA	20	0.26
(1,36)	1:A:101:GLY:CA	2:B:99:HIS:HB2	20	0.26
(1,36)	1:A:101:GLY:CA	2:B:99:HIS:HB3	20	0.26
(1,36)	1:A:101:GLY:CA	2:B:99:HIS:HD1	20	0.26
(1,36)	1:A:101:GLY:CA	2:B:99:HIS:HD2	20	0.26
(1,36)	1:A:101:GLY:CA	2:B:99:HIS:HE1	20	0.26
(1,36)	1:A:101:GLY:CA	2:B:99:HIS:HE2	20	0.26
(1,36)	1:A:101:GLY:CA	2:B:99:HIS:N	20	0.26
(1,36)	1:A:101:GLY:CA	2:B:99:HIS:ND1	20	0.26
(1,36)	1:A:101:GLY:CA	2:B:99:HIS:NE2	20	0.26
(1,36)	1:A:101:GLY:CA	2:B:99:HIS:O	20	0.26
(1,36)	1:A:101:GLY:CA	2:B:101:VAL:C	20	0.26
(1,36)	1:A:101:GLY:CA	2:B:101:VAL:CA	20	0.26

*Continued on next page...*

*Continued from previous page...*

Key	Atom-1	Atom-2	Model ID	Violation (Å)
(1,36)	1:A:101:GLY:CA	2:B:101:VAL:CB	20	0.26
(1,36)	1:A:101:GLY:CA	2:B:101:VAL:CG1	20	0.26
(1,36)	1:A:101:GLY:CA	2:B:101:VAL:CG2	20	0.26
(1,36)	1:A:101:GLY:CA	2:B:101:VAL:H	20	0.26
(1,36)	1:A:101:GLY:CA	2:B:101:VAL:HA	20	0.26
(1,36)	1:A:101:GLY:CA	2:B:101:VAL:HB	20	0.26
(1,36)	1:A:101:GLY:CA	2:B:101:VAL:HG11	20	0.26
(1,36)	1:A:101:GLY:CA	2:B:101:VAL:HG12	20	0.26
(1,36)	1:A:101:GLY:CA	2:B:101:VAL:HG13	20	0.26
(1,36)	1:A:101:GLY:CA	2:B:101:VAL:HG21	20	0.26
(1,36)	1:A:101:GLY:CA	2:B:101:VAL:HG22	20	0.26
(1,36)	1:A:101:GLY:CA	2:B:101:VAL:HG23	20	0.26
(1,36)	1:A:101:GLY:CA	2:B:101:VAL:N	20	0.26
(1,36)	1:A:101:GLY:CA	2:B:101:VAL:O	20	0.26
(1,36)	1:A:101:GLY:H	2:B:75:ILE:C	20	0.26
(1,36)	1:A:101:GLY:H	2:B:75:ILE:CA	20	0.26
(1,36)	1:A:101:GLY:H	2:B:75:ILE:CB	20	0.26
(1,36)	1:A:101:GLY:H	2:B:75:ILE:CD1	20	0.26
(1,36)	1:A:101:GLY:H	2:B:75:ILE:CG1	20	0.26
(1,36)	1:A:101:GLY:H	2:B:75:ILE:CG2	20	0.26
(1,36)	1:A:101:GLY:H	2:B:75:ILE:H	20	0.26
(1,36)	1:A:101:GLY:H	2:B:75:ILE:HA	20	0.26
(1,36)	1:A:101:GLY:H	2:B:75:ILE:HB	20	0.26
(1,36)	1:A:101:GLY:H	2:B:75:ILE:HD11	20	0.26
(1,36)	1:A:101:GLY:H	2:B:75:ILE:HD12	20	0.26
(1,36)	1:A:101:GLY:H	2:B:75:ILE:HD13	20	0.26
(1,36)	1:A:101:GLY:H	2:B:75:ILE:HG12	20	0.26
(1,36)	1:A:101:GLY:H	2:B:75:ILE:HG13	20	0.26
(1,36)	1:A:101:GLY:H	2:B:75:ILE:HG21	20	0.26
(1,36)	1:A:101:GLY:H	2:B:75:ILE:HG22	20	0.26
(1,36)	1:A:101:GLY:H	2:B:75:ILE:HG23	20	0.26
(1,36)	1:A:101:GLY:H	2:B:75:ILE:N	20	0.26
(1,36)	1:A:101:GLY:H	2:B:75:ILE:O	20	0.26
(1,36)	1:A:101:GLY:H	2:B:77:ALA:C	20	0.26
(1,36)	1:A:101:GLY:H	2:B:77:ALA:CA	20	0.26
(1,36)	1:A:101:GLY:H	2:B:77:ALA:CB	20	0.26
(1,36)	1:A:101:GLY:H	2:B:77:ALA:H	20	0.26
(1,36)	1:A:101:GLY:H	2:B:77:ALA:HA	20	0.26
(1,36)	1:A:101:GLY:H	2:B:77:ALA:HB1	20	0.26
(1,36)	1:A:101:GLY:H	2:B:77:ALA:HB2	20	0.26
(1,36)	1:A:101:GLY:H	2:B:77:ALA:HB3	20	0.26
(1,36)	1:A:101:GLY:H	2:B:77:ALA:N	20	0.26

*Continued on next page...*

*Continued from previous page...*

Key	Atom-1	Atom-2	Model ID	Violation (Å)
(1,36)	1:A:101:GLY:H	2:B:77:ALA:O	20	0.26
(1,36)	1:A:101:GLY:H	2:B:78:GLY:C	20	0.26
(1,36)	1:A:101:GLY:H	2:B:78:GLY:CA	20	0.26
(1,36)	1:A:101:GLY:H	2:B:78:GLY:H	20	0.26
(1,36)	1:A:101:GLY:H	2:B:78:GLY:HA2	20	0.26
(1,36)	1:A:101:GLY:H	2:B:78:GLY:HA3	20	0.26
(1,36)	1:A:101:GLY:H	2:B:78:GLY:N	20	0.26
(1,36)	1:A:101:GLY:H	2:B:78:GLY:O	20	0.26
(1,36)	1:A:101:GLY:H	2:B:79:LYS:C	20	0.26
(1,36)	1:A:101:GLY:H	2:B:79:LYS:CA	20	0.26
(1,36)	1:A:101:GLY:H	2:B:79:LYS:CB	20	0.26
(1,36)	1:A:101:GLY:H	2:B:79:LYS:CD	20	0.26
(1,36)	1:A:101:GLY:H	2:B:79:LYS:CE	20	0.26
(1,36)	1:A:101:GLY:H	2:B:79:LYS:CG	20	0.26
(1,36)	1:A:101:GLY:H	2:B:79:LYS:H	20	0.26
(1,36)	1:A:101:GLY:H	2:B:79:LYS:HA	20	0.26
(1,36)	1:A:101:GLY:H	2:B:79:LYS:HB2	20	0.26
(1,36)	1:A:101:GLY:H	2:B:79:LYS:HB3	20	0.26
(1,36)	1:A:101:GLY:H	2:B:79:LYS:HD2	20	0.26
(1,36)	1:A:101:GLY:H	2:B:79:LYS:HD3	20	0.26
(1,36)	1:A:101:GLY:H	2:B:79:LYS:HE2	20	0.26
(1,36)	1:A:101:GLY:H	2:B:79:LYS:HE3	20	0.26
(1,36)	1:A:101:GLY:H	2:B:79:LYS:HG2	20	0.26
(1,36)	1:A:101:GLY:H	2:B:79:LYS:HG3	20	0.26
(1,36)	1:A:101:GLY:H	2:B:79:LYS:HZ1	20	0.26
(1,36)	1:A:101:GLY:H	2:B:79:LYS:HZ2	20	0.26
(1,36)	1:A:101:GLY:H	2:B:79:LYS:HZ3	20	0.26
(1,36)	1:A:101:GLY:H	2:B:79:LYS:N	20	0.26
(1,36)	1:A:101:GLY:H	2:B:79:LYS:NZ	20	0.26
(1,36)	1:A:101:GLY:H	2:B:79:LYS:O	20	0.26
(1,36)	1:A:101:GLY:H	2:B:80:ILE:C	20	0.26
(1,36)	1:A:101:GLY:H	2:B:80:ILE:CA	20	0.26
(1,36)	1:A:101:GLY:H	2:B:80:ILE:CB	20	0.26
(1,36)	1:A:101:GLY:H	2:B:80:ILE:CD1	20	0.26
(1,36)	1:A:101:GLY:H	2:B:80:ILE:CG1	20	0.26
(1,36)	1:A:101:GLY:H	2:B:80:ILE:CG2	20	0.26
(1,36)	1:A:101:GLY:H	2:B:80:ILE:H	20	0.26
(1,36)	1:A:101:GLY:H	2:B:80:ILE:HA	20	0.26
(1,36)	1:A:101:GLY:H	2:B:80:ILE:HB	20	0.26
(1,36)	1:A:101:GLY:H	2:B:80:ILE:HD11	20	0.26
(1,36)	1:A:101:GLY:H	2:B:80:ILE:HD12	20	0.26
(1,36)	1:A:101:GLY:H	2:B:80:ILE:HD13	20	0.26

*Continued on next page...*

*Continued from previous page...*

Key	Atom-1	Atom-2	Model ID	Violation (Å)
(1,36)	1:A:101:GLY:H	2:B:80:ILE:HG12	20	0.26
(1,36)	1:A:101:GLY:H	2:B:80:ILE:HG13	20	0.26
(1,36)	1:A:101:GLY:H	2:B:80:ILE:HG21	20	0.26
(1,36)	1:A:101:GLY:H	2:B:80:ILE:HG22	20	0.26
(1,36)	1:A:101:GLY:H	2:B:80:ILE:HG23	20	0.26
(1,36)	1:A:101:GLY:H	2:B:80:ILE:N	20	0.26
(1,36)	1:A:101:GLY:H	2:B:80:ILE:O	20	0.26
(1,36)	1:A:101:GLY:H	2:B:84:GLN:C	20	0.26
(1,36)	1:A:101:GLY:H	2:B:84:GLN:CA	20	0.26
(1,36)	1:A:101:GLY:H	2:B:84:GLN:CB	20	0.26
(1,36)	1:A:101:GLY:H	2:B:84:GLN:CD	20	0.26
(1,36)	1:A:101:GLY:H	2:B:84:GLN:CG	20	0.26
(1,36)	1:A:101:GLY:H	2:B:84:GLN:H	20	0.26
(1,36)	1:A:101:GLY:H	2:B:84:GLN:HA	20	0.26
(1,36)	1:A:101:GLY:H	2:B:84:GLN:HB2	20	0.26
(1,36)	1:A:101:GLY:H	2:B:84:GLN:HB3	20	0.26
(1,36)	1:A:101:GLY:H	2:B:84:GLN:HE21	20	0.26
(1,36)	1:A:101:GLY:H	2:B:84:GLN:HE22	20	0.26
(1,36)	1:A:101:GLY:H	2:B:84:GLN:HG2	20	0.26
(1,36)	1:A:101:GLY:H	2:B:84:GLN:HG3	20	0.26
(1,36)	1:A:101:GLY:H	2:B:84:GLN:N	20	0.26
(1,36)	1:A:101:GLY:H	2:B:84:GLN:NE2	20	0.26
(1,36)	1:A:101:GLY:H	2:B:84:GLN:O	20	0.26
(1,36)	1:A:101:GLY:H	2:B:84:GLN:OE1	20	0.26
(1,36)	1:A:101:GLY:H	2:B:97:THR:C	20	0.26
(1,36)	1:A:101:GLY:H	2:B:97:THR:CA	20	0.26
(1,36)	1:A:101:GLY:H	2:B:97:THR:CB	20	0.26
(1,36)	1:A:101:GLY:H	2:B:97:THR:CG2	20	0.26
(1,36)	1:A:101:GLY:H	2:B:97:THR:H	20	0.26
(1,36)	1:A:101:GLY:H	2:B:97:THR:HA	20	0.26
(1,36)	1:A:101:GLY:H	2:B:97:THR:HB	20	0.26
(1,36)	1:A:101:GLY:H	2:B:97:THR:HG1	20	0.26
(1,36)	1:A:101:GLY:H	2:B:97:THR:HG21	20	0.26
(1,36)	1:A:101:GLY:H	2:B:97:THR:HG22	20	0.26
(1,36)	1:A:101:GLY:H	2:B:97:THR:HG23	20	0.26
(1,36)	1:A:101:GLY:H	2:B:97:THR:N	20	0.26
(1,36)	1:A:101:GLY:H	2:B:97:THR:O	20	0.26
(1,36)	1:A:101:GLY:H	2:B:97:THR:OG1	20	0.26
(1,36)	1:A:101:GLY:H	2:B:99:HIS:C	20	0.26
(1,36)	1:A:101:GLY:H	2:B:99:HIS:CA	20	0.26
(1,36)	1:A:101:GLY:H	2:B:99:HIS:CB	20	0.26
(1,36)	1:A:101:GLY:H	2:B:99:HIS:CD2	20	0.26

*Continued on next page...*

*Continued from previous page...*

Key	Atom-1	Atom-2	Model ID	Violation (Å)
(1,36)	1:A:101:GLY:H	2:B:99:HIS:CE1	20	0.26
(1,36)	1:A:101:GLY:H	2:B:99:HIS:CG	20	0.26
(1,36)	1:A:101:GLY:H	2:B:99:HIS:H	20	0.26
(1,36)	1:A:101:GLY:H	2:B:99:HIS:HA	20	0.26
(1,36)	1:A:101:GLY:H	2:B:99:HIS:HB2	20	0.26
(1,36)	1:A:101:GLY:H	2:B:99:HIS:HB3	20	0.26
(1,36)	1:A:101:GLY:H	2:B:99:HIS:HD1	20	0.26
(1,36)	1:A:101:GLY:H	2:B:99:HIS:HD2	20	0.26
(1,36)	1:A:101:GLY:H	2:B:99:HIS:HE1	20	0.26
(1,36)	1:A:101:GLY:H	2:B:99:HIS:HE2	20	0.26
(1,36)	1:A:101:GLY:H	2:B:99:HIS:N	20	0.26
(1,36)	1:A:101:GLY:H	2:B:99:HIS:ND1	20	0.26
(1,36)	1:A:101:GLY:H	2:B:99:HIS:NE2	20	0.26
(1,36)	1:A:101:GLY:H	2:B:99:HIS:O	20	0.26
(1,36)	1:A:101:GLY:H	2:B:101:VAL:C	20	0.26
(1,36)	1:A:101:GLY:H	2:B:101:VAL:CA	20	0.26
(1,36)	1:A:101:GLY:H	2:B:101:VAL:CB	20	0.26
(1,36)	1:A:101:GLY:H	2:B:101:VAL:CG1	20	0.26
(1,36)	1:A:101:GLY:H	2:B:101:VAL:CG2	20	0.26
(1,36)	1:A:101:GLY:H	2:B:101:VAL:H	20	0.26
(1,36)	1:A:101:GLY:H	2:B:101:VAL:HA	20	0.26
(1,36)	1:A:101:GLY:H	2:B:101:VAL:HB	20	0.26
(1,36)	1:A:101:GLY:H	2:B:101:VAL:HG11	20	0.26
(1,36)	1:A:101:GLY:H	2:B:101:VAL:HG12	20	0.26
(1,36)	1:A:101:GLY:H	2:B:101:VAL:HG13	20	0.26
(1,36)	1:A:101:GLY:H	2:B:101:VAL:HG21	20	0.26
(1,36)	1:A:101:GLY:H	2:B:101:VAL:HG22	20	0.26
(1,36)	1:A:101:GLY:H	2:B:101:VAL:HG23	20	0.26
(1,36)	1:A:101:GLY:H	2:B:101:VAL:N	20	0.26
(1,36)	1:A:101:GLY:H	2:B:101:VAL:O	20	0.26
(1,36)	1:A:101:GLY:HA2	2:B:75:ILE:C	20	0.26
(1,36)	1:A:101:GLY:HA2	2:B:75:ILE:CA	20	0.26
(1,36)	1:A:101:GLY:HA2	2:B:75:ILE:CB	20	0.26
(1,36)	1:A:101:GLY:HA2	2:B:75:ILE:CD1	20	0.26
(1,36)	1:A:101:GLY:HA2	2:B:75:ILE:CG1	20	0.26
(1,36)	1:A:101:GLY:HA2	2:B:75:ILE:CG2	20	0.26
(1,36)	1:A:101:GLY:HA2	2:B:75:ILE:H	20	0.26
(1,36)	1:A:101:GLY:HA2	2:B:75:ILE:HA	20	0.26
(1,36)	1:A:101:GLY:HA2	2:B:75:ILE:HB	20	0.26
(1,36)	1:A:101:GLY:HA2	2:B:75:ILE:HD11	20	0.26
(1,36)	1:A:101:GLY:HA2	2:B:75:ILE:HD12	20	0.26
(1,36)	1:A:101:GLY:HA2	2:B:75:ILE:HD13	20	0.26

*Continued on next page...*



*Continued from previous page...*

Key	Atom-1	Atom-2	Model ID	Violation (Å)
(1,36)	1:A:101:GLY:HA2	2:B:75:ILE:HG12	20	0.26
(1,36)	1:A:101:GLY:HA2	2:B:75:ILE:HG13	20	0.26
(1,36)	1:A:101:GLY:HA2	2:B:75:ILE:HG21	20	0.26
(1,36)	1:A:101:GLY:HA2	2:B:75:ILE:HG22	20	0.26
(1,36)	1:A:101:GLY:HA2	2:B:75:ILE:HG23	20	0.26
(1,36)	1:A:101:GLY:HA2	2:B:75:ILE:N	20	0.26
(1,36)	1:A:101:GLY:HA2	2:B:75:ILE:O	20	0.26
(1,36)	1:A:101:GLY:HA2	2:B:77:ALA:C	20	0.26
(1,36)	1:A:101:GLY:HA2	2:B:77:ALA:CA	20	0.26
(1,36)	1:A:101:GLY:HA2	2:B:77:ALA:CB	20	0.26
(1,36)	1:A:101:GLY:HA2	2:B:77:ALA:H	20	0.26
(1,36)	1:A:101:GLY:HA2	2:B:77:ALA:HA	20	0.26
(1,36)	1:A:101:GLY:HA2	2:B:77:ALA:HB1	20	0.26
(1,36)	1:A:101:GLY:HA2	2:B:77:ALA:HB2	20	0.26
(1,36)	1:A:101:GLY:HA2	2:B:77:ALA:HB3	20	0.26
(1,36)	1:A:101:GLY:HA2	2:B:77:ALA:N	20	0.26
(1,36)	1:A:101:GLY:HA2	2:B:77:ALA:O	20	0.26
(1,36)	1:A:101:GLY:HA2	2:B:78:GLY:C	20	0.26
(1,36)	1:A:101:GLY:HA2	2:B:78:GLY:CA	20	0.26
(1,36)	1:A:101:GLY:HA2	2:B:78:GLY:H	20	0.26
(1,36)	1:A:101:GLY:HA2	2:B:78:GLY:HA2	20	0.26
(1,36)	1:A:101:GLY:HA2	2:B:78:GLY:HA3	20	0.26
(1,36)	1:A:101:GLY:HA2	2:B:78:GLY:N	20	0.26
(1,36)	1:A:101:GLY:HA2	2:B:78:GLY:O	20	0.26
(1,36)	1:A:101:GLY:HA2	2:B:79:LYS:C	20	0.26
(1,36)	1:A:101:GLY:HA2	2:B:79:LYS:CA	20	0.26
(1,36)	1:A:101:GLY:HA2	2:B:79:LYS:CB	20	0.26
(1,36)	1:A:101:GLY:HA2	2:B:79:LYS:CD	20	0.26
(1,36)	1:A:101:GLY:HA2	2:B:79:LYS:CE	20	0.26
(1,36)	1:A:101:GLY:HA2	2:B:79:LYS:CG	20	0.26
(1,36)	1:A:101:GLY:HA2	2:B:79:LYS:H	20	0.26
(1,36)	1:A:101:GLY:HA2	2:B:79:LYS:HA	20	0.26
(1,36)	1:A:101:GLY:HA2	2:B:79:LYS:HB2	20	0.26
(1,36)	1:A:101:GLY:HA2	2:B:79:LYS:HB3	20	0.26
(1,36)	1:A:101:GLY:HA2	2:B:79:LYS:HD2	20	0.26
(1,36)	1:A:101:GLY:HA2	2:B:79:LYS:HD3	20	0.26
(1,36)	1:A:101:GLY:HA2	2:B:79:LYS:HE2	20	0.26
(1,36)	1:A:101:GLY:HA2	2:B:79:LYS:HE3	20	0.26
(1,36)	1:A:101:GLY:HA2	2:B:79:LYS:HG2	20	0.26
(1,36)	1:A:101:GLY:HA2	2:B:79:LYS:HG3	20	0.26
(1,36)	1:A:101:GLY:HA2	2:B:79:LYS:HZ1	20	0.26
(1,36)	1:A:101:GLY:HA2	2:B:79:LYS:HZ2	20	0.26

*Continued on next page...*

*Continued from previous page...*

Key	Atom-1	Atom-2	Model ID	Violation (Å)
(1,36)	1:A:101:GLY:HA2	2:B:79:LYS:HZ3	20	0.26
(1,36)	1:A:101:GLY:HA2	2:B:79:LYS:N	20	0.26
(1,36)	1:A:101:GLY:HA2	2:B:79:LYS:NZ	20	0.26
(1,36)	1:A:101:GLY:HA2	2:B:79:LYS:O	20	0.26
(1,36)	1:A:101:GLY:HA2	2:B:80:ILE:C	20	0.26
(1,36)	1:A:101:GLY:HA2	2:B:80:ILE:CA	20	0.26
(1,36)	1:A:101:GLY:HA2	2:B:80:ILE:CB	20	0.26
(1,36)	1:A:101:GLY:HA2	2:B:80:ILE:CD1	20	0.26
(1,36)	1:A:101:GLY:HA2	2:B:80:ILE:CG1	20	0.26
(1,36)	1:A:101:GLY:HA2	2:B:80:ILE:CG2	20	0.26
(1,36)	1:A:101:GLY:HA2	2:B:80:ILE:H	20	0.26
(1,36)	1:A:101:GLY:HA2	2:B:80:ILE:HA	20	0.26
(1,36)	1:A:101:GLY:HA2	2:B:80:ILE:HB	20	0.26
(1,36)	1:A:101:GLY:HA2	2:B:80:ILE:HD11	20	0.26
(1,36)	1:A:101:GLY:HA2	2:B:80:ILE:HD12	20	0.26
(1,36)	1:A:101:GLY:HA2	2:B:80:ILE:HD13	20	0.26
(1,36)	1:A:101:GLY:HA2	2:B:80:ILE:HG12	20	0.26
(1,36)	1:A:101:GLY:HA2	2:B:80:ILE:HG13	20	0.26
(1,36)	1:A:101:GLY:HA2	2:B:80:ILE:HG21	20	0.26
(1,36)	1:A:101:GLY:HA2	2:B:80:ILE:HG22	20	0.26
(1,36)	1:A:101:GLY:HA2	2:B:80:ILE:HG23	20	0.26
(1,36)	1:A:101:GLY:HA2	2:B:80:ILE:N	20	0.26
(1,36)	1:A:101:GLY:HA2	2:B:80:ILE:O	20	0.26
(1,36)	1:A:101:GLY:HA2	2:B:84:GLN:C	20	0.26
(1,36)	1:A:101:GLY:HA2	2:B:84:GLN:CA	20	0.26
(1,36)	1:A:101:GLY:HA2	2:B:84:GLN:CB	20	0.26
(1,36)	1:A:101:GLY:HA2	2:B:84:GLN:CD	20	0.26
(1,36)	1:A:101:GLY:HA2	2:B:84:GLN:CG	20	0.26
(1,36)	1:A:101:GLY:HA2	2:B:84:GLN:H	20	0.26
(1,36)	1:A:101:GLY:HA2	2:B:84:GLN:HA	20	0.26
(1,36)	1:A:101:GLY:HA2	2:B:84:GLN:HB2	20	0.26
(1,36)	1:A:101:GLY:HA2	2:B:84:GLN:HB3	20	0.26
(1,36)	1:A:101:GLY:HA2	2:B:84:GLN:HE21	20	0.26
(1,36)	1:A:101:GLY:HA2	2:B:84:GLN:HE22	20	0.26
(1,36)	1:A:101:GLY:HA2	2:B:84:GLN:HG2	20	0.26
(1,36)	1:A:101:GLY:HA2	2:B:84:GLN:HG3	20	0.26
(1,36)	1:A:101:GLY:HA2	2:B:84:GLN:N	20	0.26
(1,36)	1:A:101:GLY:HA2	2:B:84:GLN:NE2	20	0.26
(1,36)	1:A:101:GLY:HA2	2:B:84:GLN:O	20	0.26
(1,36)	1:A:101:GLY:HA2	2:B:84:GLN:OE1	20	0.26
(1,36)	1:A:101:GLY:HA2	2:B:97:THR:C	20	0.26
(1,36)	1:A:101:GLY:HA2	2:B:97:THR:CA	20	0.26

*Continued on next page...*

*Continued from previous page...*

Key	Atom-1	Atom-2	Model ID	Violation (Å)
(1,36)	1:A:101:GLY:HA2	2:B:97:THR:CB	20	0.26
(1,36)	1:A:101:GLY:HA2	2:B:97:THR:CG2	20	0.26
(1,36)	1:A:101:GLY:HA2	2:B:97:THR:H	20	0.26
(1,36)	1:A:101:GLY:HA2	2:B:97:THR:HA	20	0.26
(1,36)	1:A:101:GLY:HA2	2:B:97:THR:HB	20	0.26
(1,36)	1:A:101:GLY:HA2	2:B:97:THR:HG1	20	0.26
(1,36)	1:A:101:GLY:HA2	2:B:97:THR:HG21	20	0.26
(1,36)	1:A:101:GLY:HA2	2:B:97:THR:HG22	20	0.26
(1,36)	1:A:101:GLY:HA2	2:B:97:THR:HG23	20	0.26
(1,36)	1:A:101:GLY:HA2	2:B:97:THR:N	20	0.26
(1,36)	1:A:101:GLY:HA2	2:B:97:THR:O	20	0.26
(1,36)	1:A:101:GLY:HA2	2:B:97:THR:OG1	20	0.26
(1,36)	1:A:101:GLY:HA2	2:B:99:HIS:C	20	0.26
(1,36)	1:A:101:GLY:HA2	2:B:99:HIS:CA	20	0.26
(1,36)	1:A:101:GLY:HA2	2:B:99:HIS:CB	20	0.26
(1,36)	1:A:101:GLY:HA2	2:B:99:HIS:CD2	20	0.26
(1,36)	1:A:101:GLY:HA2	2:B:99:HIS:CE1	20	0.26
(1,36)	1:A:101:GLY:HA2	2:B:99:HIS:CG	20	0.26
(1,36)	1:A:101:GLY:HA2	2:B:99:HIS:H	20	0.26
(1,36)	1:A:101:GLY:HA2	2:B:99:HIS:HA	20	0.26
(1,36)	1:A:101:GLY:HA2	2:B:99:HIS:HB2	20	0.26
(1,36)	1:A:101:GLY:HA2	2:B:99:HIS:HB3	20	0.26
(1,36)	1:A:101:GLY:HA2	2:B:99:HIS:HD1	20	0.26
(1,36)	1:A:101:GLY:HA2	2:B:99:HIS:HD2	20	0.26
(1,36)	1:A:101:GLY:HA2	2:B:99:HIS:HE1	20	0.26
(1,36)	1:A:101:GLY:HA2	2:B:99:HIS:HE2	20	0.26
(1,36)	1:A:101:GLY:HA2	2:B:99:HIS:N	20	0.26
(1,36)	1:A:101:GLY:HA2	2:B:99:HIS:ND1	20	0.26
(1,36)	1:A:101:GLY:HA2	2:B:99:HIS:NE2	20	0.26
(1,36)	1:A:101:GLY:HA2	2:B:99:HIS:O	20	0.26
(1,36)	1:A:101:GLY:HA2	2:B:101:VAL:C	20	0.26
(1,36)	1:A:101:GLY:HA2	2:B:101:VAL:CA	20	0.26
(1,36)	1:A:101:GLY:HA2	2:B:101:VAL:CB	20	0.26
(1,36)	1:A:101:GLY:HA2	2:B:101:VAL:CG1	20	0.26
(1,36)	1:A:101:GLY:HA2	2:B:101:VAL:CG2	20	0.26
(1,36)	1:A:101:GLY:HA2	2:B:101:VAL:H	20	0.26
(1,36)	1:A:101:GLY:HA2	2:B:101:VAL:HA	20	0.26
(1,36)	1:A:101:GLY:HA2	2:B:101:VAL:HB	20	0.26
(1,36)	1:A:101:GLY:HA2	2:B:101:VAL:HG11	20	0.26
(1,36)	1:A:101:GLY:HA2	2:B:101:VAL:HG12	20	0.26
(1,36)	1:A:101:GLY:HA2	2:B:101:VAL:HG13	20	0.26
(1,36)	1:A:101:GLY:HA2	2:B:101:VAL:HG21	20	0.26

*Continued on next page...*

*Continued from previous page...*

Key	Atom-1	Atom-2	Model ID	Violation (Å)
(1,36)	1:A:101:GLY:HA2	2:B:101:VAL:HG22	20	0.26
(1,36)	1:A:101:GLY:HA2	2:B:101:VAL:HG23	20	0.26
(1,36)	1:A:101:GLY:HA2	2:B:101:VAL:N	20	0.26
(1,36)	1:A:101:GLY:HA2	2:B:101:VAL:O	20	0.26
(1,36)	1:A:101:GLY:HA3	2:B:75:ILE:C	20	0.26
(1,36)	1:A:101:GLY:HA3	2:B:75:ILE:CA	20	0.26
(1,36)	1:A:101:GLY:HA3	2:B:75:ILE:CB	20	0.26
(1,36)	1:A:101:GLY:HA3	2:B:75:ILE:CD1	20	0.26
(1,36)	1:A:101:GLY:HA3	2:B:75:ILE:CG1	20	0.26
(1,36)	1:A:101:GLY:HA3	2:B:75:ILE:CG2	20	0.26
(1,36)	1:A:101:GLY:HA3	2:B:75:ILE:H	20	0.26
(1,36)	1:A:101:GLY:HA3	2:B:75:ILE:HA	20	0.26
(1,36)	1:A:101:GLY:HA3	2:B:75:ILE:HB	20	0.26
(1,36)	1:A:101:GLY:HA3	2:B:75:ILE:HD11	20	0.26
(1,36)	1:A:101:GLY:HA3	2:B:75:ILE:HD12	20	0.26
(1,36)	1:A:101:GLY:HA3	2:B:75:ILE:HD13	20	0.26
(1,36)	1:A:101:GLY:HA3	2:B:75:ILE:HG12	20	0.26
(1,36)	1:A:101:GLY:HA3	2:B:75:ILE:HG13	20	0.26
(1,36)	1:A:101:GLY:HA3	2:B:75:ILE:HG21	20	0.26
(1,36)	1:A:101:GLY:HA3	2:B:75:ILE:HG22	20	0.26
(1,36)	1:A:101:GLY:HA3	2:B:75:ILE:HG23	20	0.26
(1,36)	1:A:101:GLY:HA3	2:B:75:ILE:N	20	0.26
(1,36)	1:A:101:GLY:HA3	2:B:75:ILE:O	20	0.26
(1,36)	1:A:101:GLY:HA3	2:B:77:ALA:C	20	0.26
(1,36)	1:A:101:GLY:HA3	2:B:77:ALA:CA	20	0.26
(1,36)	1:A:101:GLY:HA3	2:B:77:ALA:CB	20	0.26
(1,36)	1:A:101:GLY:HA3	2:B:77:ALA:H	20	0.26
(1,36)	1:A:101:GLY:HA3	2:B:77:ALA:HA	20	0.26
(1,36)	1:A:101:GLY:HA3	2:B:77:ALA:HB1	20	0.26
(1,36)	1:A:101:GLY:HA3	2:B:77:ALA:HB2	20	0.26
(1,36)	1:A:101:GLY:HA3	2:B:77:ALA:HB3	20	0.26
(1,36)	1:A:101:GLY:HA3	2:B:77:ALA:N	20	0.26
(1,36)	1:A:101:GLY:HA3	2:B:77:ALA:O	20	0.26
(1,36)	1:A:101:GLY:HA3	2:B:78:GLY:C	20	0.26
(1,36)	1:A:101:GLY:HA3	2:B:78:GLY:CA	20	0.26
(1,36)	1:A:101:GLY:HA3	2:B:78:GLY:H	20	0.26
(1,36)	1:A:101:GLY:HA3	2:B:78:GLY:HA2	20	0.26
(1,36)	1:A:101:GLY:HA3	2:B:78:GLY:HA3	20	0.26
(1,36)	1:A:101:GLY:HA3	2:B:78:GLY:N	20	0.26
(1,36)	1:A:101:GLY:HA3	2:B:78:GLY:O	20	0.26
(1,36)	1:A:101:GLY:HA3	2:B:79:LYS:C	20	0.26
(1,36)	1:A:101:GLY:HA3	2:B:79:LYS:CA	20	0.26

*Continued on next page...*

*Continued from previous page...*

Key	Atom-1	Atom-2	Model ID	Violation (Å)
(1,36)	1:A:101:GLY:HA3	2:B:79:LYS:CB	20	0.26
(1,36)	1:A:101:GLY:HA3	2:B:79:LYS:CD	20	0.26
(1,36)	1:A:101:GLY:HA3	2:B:79:LYS:CE	20	0.26
(1,36)	1:A:101:GLY:HA3	2:B:79:LYS:CG	20	0.26
(1,36)	1:A:101:GLY:HA3	2:B:79:LYS:H	20	0.26
(1,36)	1:A:101:GLY:HA3	2:B:79:LYS:HA	20	0.26
(1,36)	1:A:101:GLY:HA3	2:B:79:LYS:HB2	20	0.26
(1,36)	1:A:101:GLY:HA3	2:B:79:LYS:HB3	20	0.26
(1,36)	1:A:101:GLY:HA3	2:B:79:LYS:HD2	20	0.26
(1,36)	1:A:101:GLY:HA3	2:B:79:LYS:HD3	20	0.26
(1,36)	1:A:101:GLY:HA3	2:B:79:LYS:HE2	20	0.26
(1,36)	1:A:101:GLY:HA3	2:B:79:LYS:HE3	20	0.26
(1,36)	1:A:101:GLY:HA3	2:B:79:LYS:HG2	20	0.26
(1,36)	1:A:101:GLY:HA3	2:B:79:LYS:HG3	20	0.26
(1,36)	1:A:101:GLY:HA3	2:B:79:LYS:HZ1	20	0.26
(1,36)	1:A:101:GLY:HA3	2:B:79:LYS:HZ2	20	0.26
(1,36)	1:A:101:GLY:HA3	2:B:79:LYS:HZ3	20	0.26
(1,36)	1:A:101:GLY:HA3	2:B:79:LYS:N	20	0.26
(1,36)	1:A:101:GLY:HA3	2:B:79:LYS:NZ	20	0.26
(1,36)	1:A:101:GLY:HA3	2:B:79:LYS:O	20	0.26
(1,36)	1:A:101:GLY:HA3	2:B:80:ILE:C	20	0.26
(1,36)	1:A:101:GLY:HA3	2:B:80:ILE:CA	20	0.26
(1,36)	1:A:101:GLY:HA3	2:B:80:ILE:CB	20	0.26
(1,36)	1:A:101:GLY:HA3	2:B:80:ILE:CD1	20	0.26
(1,36)	1:A:101:GLY:HA3	2:B:80:ILE:CG1	20	0.26
(1,36)	1:A:101:GLY:HA3	2:B:80:ILE:CG2	20	0.26
(1,36)	1:A:101:GLY:HA3	2:B:80:ILE:H	20	0.26
(1,36)	1:A:101:GLY:HA3	2:B:80:ILE:HA	20	0.26
(1,36)	1:A:101:GLY:HA3	2:B:80:ILE:HB	20	0.26
(1,36)	1:A:101:GLY:HA3	2:B:80:ILE:HD11	20	0.26
(1,36)	1:A:101:GLY:HA3	2:B:80:ILE:HD12	20	0.26
(1,36)	1:A:101:GLY:HA3	2:B:80:ILE:HD13	20	0.26
(1,36)	1:A:101:GLY:HA3	2:B:80:ILE:HG12	20	0.26
(1,36)	1:A:101:GLY:HA3	2:B:80:ILE:HG13	20	0.26
(1,36)	1:A:101:GLY:HA3	2:B:80:ILE:HG21	20	0.26
(1,36)	1:A:101:GLY:HA3	2:B:80:ILE:HG22	20	0.26
(1,36)	1:A:101:GLY:HA3	2:B:80:ILE:HG23	20	0.26
(1,36)	1:A:101:GLY:HA3	2:B:80:ILE:N	20	0.26
(1,36)	1:A:101:GLY:HA3	2:B:80:ILE:O	20	0.26
(1,36)	1:A:101:GLY:HA3	2:B:84:GLN:C	20	0.26
(1,36)	1:A:101:GLY:HA3	2:B:84:GLN:CA	20	0.26
(1,36)	1:A:101:GLY:HA3	2:B:84:GLN:CB	20	0.26

*Continued on next page...*

*Continued from previous page...*

Key	Atom-1	Atom-2	Model ID	Violation (Å)
(1,36)	1:A:101:GLY:HA3	2:B:84:GLN:CD	20	0.26
(1,36)	1:A:101:GLY:HA3	2:B:84:GLN:CG	20	0.26
(1,36)	1:A:101:GLY:HA3	2:B:84:GLN:H	20	0.26
(1,36)	1:A:101:GLY:HA3	2:B:84:GLN:HA	20	0.26
(1,36)	1:A:101:GLY:HA3	2:B:84:GLN:HB2	20	0.26
(1,36)	1:A:101:GLY:HA3	2:B:84:GLN:HB3	20	0.26
(1,36)	1:A:101:GLY:HA3	2:B:84:GLN:HE21	20	0.26
(1,36)	1:A:101:GLY:HA3	2:B:84:GLN:HE22	20	0.26
(1,36)	1:A:101:GLY:HA3	2:B:84:GLN:HG2	20	0.26
(1,36)	1:A:101:GLY:HA3	2:B:84:GLN:HG3	20	0.26
(1,36)	1:A:101:GLY:HA3	2:B:84:GLN:N	20	0.26
(1,36)	1:A:101:GLY:HA3	2:B:84:GLN:NE2	20	0.26
(1,36)	1:A:101:GLY:HA3	2:B:84:GLN:O	20	0.26
(1,36)	1:A:101:GLY:HA3	2:B:84:GLN:OE1	20	0.26
(1,36)	1:A:101:GLY:HA3	2:B:97:THR:C	20	0.26
(1,36)	1:A:101:GLY:HA3	2:B:97:THR:CA	20	0.26
(1,36)	1:A:101:GLY:HA3	2:B:97:THR:CB	20	0.26
(1,36)	1:A:101:GLY:HA3	2:B:97:THR:CG2	20	0.26
(1,36)	1:A:101:GLY:HA3	2:B:97:THR:H	20	0.26
(1,36)	1:A:101:GLY:HA3	2:B:97:THR:HA	20	0.26
(1,36)	1:A:101:GLY:HA3	2:B:97:THR:HB	20	0.26
(1,36)	1:A:101:GLY:HA3	2:B:97:THR:HG1	20	0.26
(1,36)	1:A:101:GLY:HA3	2:B:97:THR:HG21	20	0.26
(1,36)	1:A:101:GLY:HA3	2:B:97:THR:HG22	20	0.26
(1,36)	1:A:101:GLY:HA3	2:B:97:THR:HG23	20	0.26
(1,36)	1:A:101:GLY:HA3	2:B:97:THR:N	20	0.26
(1,36)	1:A:101:GLY:HA3	2:B:97:THR:O	20	0.26
(1,36)	1:A:101:GLY:HA3	2:B:97:THR:OG1	20	0.26
(1,36)	1:A:101:GLY:HA3	2:B:99:HIS:C	20	0.26
(1,36)	1:A:101:GLY:HA3	2:B:99:HIS:CA	20	0.26
(1,36)	1:A:101:GLY:HA3	2:B:99:HIS:CB	20	0.26
(1,36)	1:A:101:GLY:HA3	2:B:99:HIS:CD2	20	0.26
(1,36)	1:A:101:GLY:HA3	2:B:99:HIS:CE1	20	0.26
(1,36)	1:A:101:GLY:HA3	2:B:99:HIS:CG	20	0.26
(1,36)	1:A:101:GLY:HA3	2:B:99:HIS:H	20	0.26
(1,36)	1:A:101:GLY:HA3	2:B:99:HIS:HA	20	0.26
(1,36)	1:A:101:GLY:HA3	2:B:99:HIS:HB2	20	0.26
(1,36)	1:A:101:GLY:HA3	2:B:99:HIS:HB3	20	0.26
(1,36)	1:A:101:GLY:HA3	2:B:99:HIS:HD1	20	0.26
(1,36)	1:A:101:GLY:HA3	2:B:99:HIS:HD2	20	0.26
(1,36)	1:A:101:GLY:HA3	2:B:99:HIS:HE1	20	0.26
(1,36)	1:A:101:GLY:HA3	2:B:99:HIS:HE2	20	0.26

*Continued on next page...*

*Continued from previous page...*

Key	Atom-1	Atom-2	Model ID	Violation (Å)
(1,36)	1:A:101:GLY:HA3	2:B:99:HIS:N	20	0.26
(1,36)	1:A:101:GLY:HA3	2:B:99:HIS:ND1	20	0.26
(1,36)	1:A:101:GLY:HA3	2:B:99:HIS:NE2	20	0.26
(1,36)	1:A:101:GLY:HA3	2:B:99:HIS:O	20	0.26
(1,36)	1:A:101:GLY:HA3	2:B:101:VAL:C	20	0.26
(1,36)	1:A:101:GLY:HA3	2:B:101:VAL:CA	20	0.26
(1,36)	1:A:101:GLY:HA3	2:B:101:VAL:CB	20	0.26
(1,36)	1:A:101:GLY:HA3	2:B:101:VAL:CG1	20	0.26
(1,36)	1:A:101:GLY:HA3	2:B:101:VAL:CG2	20	0.26
(1,36)	1:A:101:GLY:HA3	2:B:101:VAL:H	20	0.26
(1,36)	1:A:101:GLY:HA3	2:B:101:VAL:HA	20	0.26
(1,36)	1:A:101:GLY:HA3	2:B:101:VAL:HB	20	0.26
(1,36)	1:A:101:GLY:HA3	2:B:101:VAL:HG11	20	0.26
(1,36)	1:A:101:GLY:HA3	2:B:101:VAL:HG12	20	0.26
(1,36)	1:A:101:GLY:HA3	2:B:101:VAL:HG13	20	0.26
(1,36)	1:A:101:GLY:HA3	2:B:101:VAL:HG21	20	0.26
(1,36)	1:A:101:GLY:HA3	2:B:101:VAL:HG22	20	0.26
(1,36)	1:A:101:GLY:HA3	2:B:101:VAL:HG23	20	0.26
(1,36)	1:A:101:GLY:HA3	2:B:101:VAL:N	20	0.26
(1,36)	1:A:101:GLY:HA3	2:B:101:VAL:O	20	0.26
(1,36)	1:A:101:GLY:N	2:B:75:ILE:C	20	0.26
(1,36)	1:A:101:GLY:N	2:B:75:ILE:CA	20	0.26
(1,36)	1:A:101:GLY:N	2:B:75:ILE:CB	20	0.26
(1,36)	1:A:101:GLY:N	2:B:75:ILE:CD1	20	0.26
(1,36)	1:A:101:GLY:N	2:B:75:ILE:CG1	20	0.26
(1,36)	1:A:101:GLY:N	2:B:75:ILE:CG2	20	0.26
(1,36)	1:A:101:GLY:N	2:B:75:ILE:H	20	0.26
(1,36)	1:A:101:GLY:N	2:B:75:ILE:HA	20	0.26
(1,36)	1:A:101:GLY:N	2:B:75:ILE:HB	20	0.26
(1,36)	1:A:101:GLY:N	2:B:75:ILE:HD11	20	0.26
(1,36)	1:A:101:GLY:N	2:B:75:ILE:HD12	20	0.26
(1,36)	1:A:101:GLY:N	2:B:75:ILE:HD13	20	0.26
(1,36)	1:A:101:GLY:N	2:B:75:ILE:HG12	20	0.26
(1,36)	1:A:101:GLY:N	2:B:75:ILE:HG13	20	0.26
(1,36)	1:A:101:GLY:N	2:B:75:ILE:HG21	20	0.26
(1,36)	1:A:101:GLY:N	2:B:75:ILE:HG22	20	0.26
(1,36)	1:A:101:GLY:N	2:B:75:ILE:HG23	20	0.26
(1,36)	1:A:101:GLY:N	2:B:75:ILE:N	20	0.26
(1,36)	1:A:101:GLY:N	2:B:75:ILE:O	20	0.26
(1,36)	1:A:101:GLY:N	2:B:77:ALA:C	20	0.26
(1,36)	1:A:101:GLY:N	2:B:77:ALA:CA	20	0.26
(1,36)	1:A:101:GLY:N	2:B:77:ALA:CB	20	0.26

*Continued on next page...*

*Continued from previous page...*

Key	Atom-1	Atom-2	Model ID	Violation (Å)
(1,36)	1:A:101:GLY:N	2:B:77:ALA:H	20	0.26
(1,36)	1:A:101:GLY:N	2:B:77:ALA:HA	20	0.26
(1,36)	1:A:101:GLY:N	2:B:77:ALA:HB1	20	0.26
(1,36)	1:A:101:GLY:N	2:B:77:ALA:HB2	20	0.26
(1,36)	1:A:101:GLY:N	2:B:77:ALA:HB3	20	0.26
(1,36)	1:A:101:GLY:N	2:B:77:ALA:N	20	0.26
(1,36)	1:A:101:GLY:N	2:B:77:ALA:O	20	0.26
(1,36)	1:A:101:GLY:N	2:B:78:GLY:C	20	0.26
(1,36)	1:A:101:GLY:N	2:B:78:GLY:CA	20	0.26
(1,36)	1:A:101:GLY:N	2:B:78:GLY:H	20	0.26
(1,36)	1:A:101:GLY:N	2:B:78:GLY:HA2	20	0.26
(1,36)	1:A:101:GLY:N	2:B:78:GLY:HA3	20	0.26
(1,36)	1:A:101:GLY:N	2:B:78:GLY:N	20	0.26
(1,36)	1:A:101:GLY:N	2:B:78:GLY:O	20	0.26
(1,36)	1:A:101:GLY:N	2:B:79:LYS:C	20	0.26
(1,36)	1:A:101:GLY:N	2:B:79:LYS:CA	20	0.26
(1,36)	1:A:101:GLY:N	2:B:79:LYS:CB	20	0.26
(1,36)	1:A:101:GLY:N	2:B:79:LYS:CD	20	0.26
(1,36)	1:A:101:GLY:N	2:B:79:LYS:CE	20	0.26
(1,36)	1:A:101:GLY:N	2:B:79:LYS:CG	20	0.26
(1,36)	1:A:101:GLY:N	2:B:79:LYS:H	20	0.26
(1,36)	1:A:101:GLY:N	2:B:79:LYS:HA	20	0.26
(1,36)	1:A:101:GLY:N	2:B:79:LYS:HB2	20	0.26
(1,36)	1:A:101:GLY:N	2:B:79:LYS:HB3	20	0.26
(1,36)	1:A:101:GLY:N	2:B:79:LYS:HD2	20	0.26
(1,36)	1:A:101:GLY:N	2:B:79:LYS:HD3	20	0.26
(1,36)	1:A:101:GLY:N	2:B:79:LYS:HE2	20	0.26
(1,36)	1:A:101:GLY:N	2:B:79:LYS:HE3	20	0.26
(1,36)	1:A:101:GLY:N	2:B:79:LYS:HG2	20	0.26
(1,36)	1:A:101:GLY:N	2:B:79:LYS:HG3	20	0.26
(1,36)	1:A:101:GLY:N	2:B:79:LYS:HZ1	20	0.26
(1,36)	1:A:101:GLY:N	2:B:79:LYS:HZ2	20	0.26
(1,36)	1:A:101:GLY:N	2:B:79:LYS:HZ3	20	0.26
(1,36)	1:A:101:GLY:N	2:B:79:LYS:N	20	0.26
(1,36)	1:A:101:GLY:N	2:B:79:LYS:NZ	20	0.26
(1,36)	1:A:101:GLY:N	2:B:79:LYS:O	20	0.26
(1,36)	1:A:101:GLY:N	2:B:80:ILE:C	20	0.26
(1,36)	1:A:101:GLY:N	2:B:80:ILE:CA	20	0.26
(1,36)	1:A:101:GLY:N	2:B:80:ILE:CB	20	0.26
(1,36)	1:A:101:GLY:N	2:B:80:ILE:CD1	20	0.26
(1,36)	1:A:101:GLY:N	2:B:80:ILE:CG1	20	0.26
(1,36)	1:A:101:GLY:N	2:B:80:ILE:CG2	20	0.26

*Continued on next page...*



*Continued from previous page...*

Key	Atom-1	Atom-2	Model ID	Violation (Å)
(1,36)	1:A:101:GLY:N	2:B:80:ILE:H	20	0.26
(1,36)	1:A:101:GLY:N	2:B:80:ILE:HA	20	0.26
(1,36)	1:A:101:GLY:N	2:B:80:ILE:HB	20	0.26
(1,36)	1:A:101:GLY:N	2:B:80:ILE:HD11	20	0.26
(1,36)	1:A:101:GLY:N	2:B:80:ILE:HD12	20	0.26
(1,36)	1:A:101:GLY:N	2:B:80:ILE:HD13	20	0.26
(1,36)	1:A:101:GLY:N	2:B:80:ILE:HG12	20	0.26
(1,36)	1:A:101:GLY:N	2:B:80:ILE:HG13	20	0.26
(1,36)	1:A:101:GLY:N	2:B:80:ILE:HG21	20	0.26
(1,36)	1:A:101:GLY:N	2:B:80:ILE:HG22	20	0.26
(1,36)	1:A:101:GLY:N	2:B:80:ILE:HG23	20	0.26
(1,36)	1:A:101:GLY:N	2:B:80:ILE:N	20	0.26
(1,36)	1:A:101:GLY:N	2:B:80:ILE:O	20	0.26
(1,36)	1:A:101:GLY:N	2:B:84:GLN:C	20	0.26
(1,36)	1:A:101:GLY:N	2:B:84:GLN:CA	20	0.26
(1,36)	1:A:101:GLY:N	2:B:84:GLN:CB	20	0.26
(1,36)	1:A:101:GLY:N	2:B:84:GLN:CD	20	0.26
(1,36)	1:A:101:GLY:N	2:B:84:GLN:CG	20	0.26
(1,36)	1:A:101:GLY:N	2:B:84:GLN:H	20	0.26
(1,36)	1:A:101:GLY:N	2:B:84:GLN:HA	20	0.26
(1,36)	1:A:101:GLY:N	2:B:84:GLN:HB2	20	0.26
(1,36)	1:A:101:GLY:N	2:B:84:GLN:HB3	20	0.26
(1,36)	1:A:101:GLY:N	2:B:84:GLN:HE21	20	0.26
(1,36)	1:A:101:GLY:N	2:B:84:GLN:HE22	20	0.26
(1,36)	1:A:101:GLY:N	2:B:84:GLN:HG2	20	0.26
(1,36)	1:A:101:GLY:N	2:B:84:GLN:HG3	20	0.26
(1,36)	1:A:101:GLY:N	2:B:84:GLN:N	20	0.26
(1,36)	1:A:101:GLY:N	2:B:84:GLN:NE2	20	0.26
(1,36)	1:A:101:GLY:N	2:B:84:GLN:O	20	0.26
(1,36)	1:A:101:GLY:N	2:B:84:GLN:OE1	20	0.26
(1,36)	1:A:101:GLY:N	2:B:97:THR:C	20	0.26
(1,36)	1:A:101:GLY:N	2:B:97:THR:CA	20	0.26
(1,36)	1:A:101:GLY:N	2:B:97:THR:CB	20	0.26
(1,36)	1:A:101:GLY:N	2:B:97:THR:CG2	20	0.26
(1,36)	1:A:101:GLY:N	2:B:97:THR:H	20	0.26
(1,36)	1:A:101:GLY:N	2:B:97:THR:HA	20	0.26
(1,36)	1:A:101:GLY:N	2:B:97:THR:HB	20	0.26
(1,36)	1:A:101:GLY:N	2:B:97:THR:HG1	20	0.26
(1,36)	1:A:101:GLY:N	2:B:97:THR:HG21	20	0.26
(1,36)	1:A:101:GLY:N	2:B:97:THR:HG22	20	0.26
(1,36)	1:A:101:GLY:N	2:B:97:THR:HG23	20	0.26
(1,36)	1:A:101:GLY:N	2:B:97:THR:N	20	0.26

*Continued on next page...*

*Continued from previous page...*

Key	Atom-1	Atom-2	Model ID	Violation (Å)
(1,36)	1:A:101:GLY:N	2:B:97:THR:O	20	0.26
(1,36)	1:A:101:GLY:N	2:B:97:THR:OG1	20	0.26
(1,36)	1:A:101:GLY:N	2:B:99:HIS:C	20	0.26
(1,36)	1:A:101:GLY:N	2:B:99:HIS:CA	20	0.26
(1,36)	1:A:101:GLY:N	2:B:99:HIS:CB	20	0.26
(1,36)	1:A:101:GLY:N	2:B:99:HIS:CD2	20	0.26
(1,36)	1:A:101:GLY:N	2:B:99:HIS:CE1	20	0.26
(1,36)	1:A:101:GLY:N	2:B:99:HIS:CG	20	0.26
(1,36)	1:A:101:GLY:N	2:B:99:HIS:H	20	0.26
(1,36)	1:A:101:GLY:N	2:B:99:HIS:HA	20	0.26
(1,36)	1:A:101:GLY:N	2:B:99:HIS:HB2	20	0.26
(1,36)	1:A:101:GLY:N	2:B:99:HIS:HB3	20	0.26
(1,36)	1:A:101:GLY:N	2:B:99:HIS:HD1	20	0.26
(1,36)	1:A:101:GLY:N	2:B:99:HIS:HD2	20	0.26
(1,36)	1:A:101:GLY:N	2:B:99:HIS:HE1	20	0.26
(1,36)	1:A:101:GLY:N	2:B:99:HIS:HE2	20	0.26
(1,36)	1:A:101:GLY:N	2:B:99:HIS:N	20	0.26
(1,36)	1:A:101:GLY:N	2:B:99:HIS:ND1	20	0.26
(1,36)	1:A:101:GLY:N	2:B:99:HIS:NE2	20	0.26
(1,36)	1:A:101:GLY:N	2:B:99:HIS:O	20	0.26
(1,36)	1:A:101:GLY:N	2:B:101:VAL:C	20	0.26
(1,36)	1:A:101:GLY:N	2:B:101:VAL:CA	20	0.26
(1,36)	1:A:101:GLY:N	2:B:101:VAL:CB	20	0.26
(1,36)	1:A:101:GLY:N	2:B:101:VAL:CG1	20	0.26
(1,36)	1:A:101:GLY:N	2:B:101:VAL:CG2	20	0.26
(1,36)	1:A:101:GLY:N	2:B:101:VAL:H	20	0.26
(1,36)	1:A:101:GLY:N	2:B:101:VAL:HA	20	0.26
(1,36)	1:A:101:GLY:N	2:B:101:VAL:HB	20	0.26
(1,36)	1:A:101:GLY:N	2:B:101:VAL:HG11	20	0.26
(1,36)	1:A:101:GLY:N	2:B:101:VAL:HG12	20	0.26
(1,36)	1:A:101:GLY:N	2:B:101:VAL:HG13	20	0.26
(1,36)	1:A:101:GLY:N	2:B:101:VAL:HG21	20	0.26
(1,36)	1:A:101:GLY:N	2:B:101:VAL:HG22	20	0.26
(1,36)	1:A:101:GLY:N	2:B:101:VAL:HG23	20	0.26
(1,36)	1:A:101:GLY:N	2:B:101:VAL:N	20	0.26
(1,36)	1:A:101:GLY:N	2:B:101:VAL:O	20	0.26
(1,36)	1:A:101:GLY:O	2:B:75:ILE:C	20	0.26
(1,36)	1:A:101:GLY:O	2:B:75:ILE:CA	20	0.26
(1,36)	1:A:101:GLY:O	2:B:75:ILE:CB	20	0.26
(1,36)	1:A:101:GLY:O	2:B:75:ILE:CD1	20	0.26
(1,36)	1:A:101:GLY:O	2:B:75:ILE:CG1	20	0.26
(1,36)	1:A:101:GLY:O	2:B:75:ILE:CG2	20	0.26

*Continued on next page...*

*Continued from previous page...*

Key	Atom-1	Atom-2	Model ID	Violation (Å)
(1,36)	1:A:101:GLY:O	2:B:75:ILE:H	20	0.26
(1,36)	1:A:101:GLY:O	2:B:75:ILE:HA	20	0.26
(1,36)	1:A:101:GLY:O	2:B:75:ILE:HB	20	0.26
(1,36)	1:A:101:GLY:O	2:B:75:ILE:HD11	20	0.26
(1,36)	1:A:101:GLY:O	2:B:75:ILE:HD12	20	0.26
(1,36)	1:A:101:GLY:O	2:B:75:ILE:HD13	20	0.26
(1,36)	1:A:101:GLY:O	2:B:75:ILE:HG12	20	0.26
(1,36)	1:A:101:GLY:O	2:B:75:ILE:HG13	20	0.26
(1,36)	1:A:101:GLY:O	2:B:75:ILE:HG21	20	0.26
(1,36)	1:A:101:GLY:O	2:B:75:ILE:HG22	20	0.26
(1,36)	1:A:101:GLY:O	2:B:75:ILE:HG23	20	0.26
(1,36)	1:A:101:GLY:O	2:B:75:ILE:N	20	0.26
(1,36)	1:A:101:GLY:O	2:B:75:ILE:O	20	0.26
(1,36)	1:A:101:GLY:O	2:B:77:ALA:C	20	0.26
(1,36)	1:A:101:GLY:O	2:B:77:ALA:CA	20	0.26
(1,36)	1:A:101:GLY:O	2:B:77:ALA:CB	20	0.26
(1,36)	1:A:101:GLY:O	2:B:77:ALA:H	20	0.26
(1,36)	1:A:101:GLY:O	2:B:77:ALA:HA	20	0.26
(1,36)	1:A:101:GLY:O	2:B:77:ALA:HB1	20	0.26
(1,36)	1:A:101:GLY:O	2:B:77:ALA:HB2	20	0.26
(1,36)	1:A:101:GLY:O	2:B:77:ALA:HB3	20	0.26
(1,36)	1:A:101:GLY:O	2:B:77:ALA:N	20	0.26
(1,36)	1:A:101:GLY:O	2:B:77:ALA:O	20	0.26
(1,36)	1:A:101:GLY:O	2:B:78:GLY:C	20	0.26
(1,36)	1:A:101:GLY:O	2:B:78:GLY:CA	20	0.26
(1,36)	1:A:101:GLY:O	2:B:78:GLY:H	20	0.26
(1,36)	1:A:101:GLY:O	2:B:78:GLY:HA2	20	0.26
(1,36)	1:A:101:GLY:O	2:B:78:GLY:HA3	20	0.26
(1,36)	1:A:101:GLY:O	2:B:78:GLY:N	20	0.26
(1,36)	1:A:101:GLY:O	2:B:78:GLY:O	20	0.26
(1,36)	1:A:101:GLY:O	2:B:79:LYS:C	20	0.26
(1,36)	1:A:101:GLY:O	2:B:79:LYS:CA	20	0.26
(1,36)	1:A:101:GLY:O	2:B:79:LYS:CB	20	0.26
(1,36)	1:A:101:GLY:O	2:B:79:LYS:CD	20	0.26
(1,36)	1:A:101:GLY:O	2:B:79:LYS:CE	20	0.26
(1,36)	1:A:101:GLY:O	2:B:79:LYS:CG	20	0.26
(1,36)	1:A:101:GLY:O	2:B:79:LYS:H	20	0.26
(1,36)	1:A:101:GLY:O	2:B:79:LYS:HA	20	0.26
(1,36)	1:A:101:GLY:O	2:B:79:LYS:HB2	20	0.26
(1,36)	1:A:101:GLY:O	2:B:79:LYS:HB3	20	0.26
(1,36)	1:A:101:GLY:O	2:B:79:LYS:HD2	20	0.26
(1,36)	1:A:101:GLY:O	2:B:79:LYS:HD3	20	0.26

*Continued on next page...*

*Continued from previous page...*

Key	Atom-1	Atom-2	Model ID	Violation (Å)
(1,36)	1:A:101:GLY:O	2:B:79:LYS:HE2	20	0.26
(1,36)	1:A:101:GLY:O	2:B:79:LYS:HE3	20	0.26
(1,36)	1:A:101:GLY:O	2:B:79:LYS:HG2	20	0.26
(1,36)	1:A:101:GLY:O	2:B:79:LYS:HG3	20	0.26
(1,36)	1:A:101:GLY:O	2:B:79:LYS:HZ1	20	0.26
(1,36)	1:A:101:GLY:O	2:B:79:LYS:HZ2	20	0.26
(1,36)	1:A:101:GLY:O	2:B:79:LYS:HZ3	20	0.26
(1,36)	1:A:101:GLY:O	2:B:79:LYS:N	20	0.26
(1,36)	1:A:101:GLY:O	2:B:79:LYS:NZ	20	0.26
(1,36)	1:A:101:GLY:O	2:B:79:LYS:O	20	0.26
(1,36)	1:A:101:GLY:O	2:B:80:ILE:C	20	0.26
(1,36)	1:A:101:GLY:O	2:B:80:ILE:CA	20	0.26
(1,36)	1:A:101:GLY:O	2:B:80:ILE:CB	20	0.26
(1,36)	1:A:101:GLY:O	2:B:80:ILE:CD1	20	0.26
(1,36)	1:A:101:GLY:O	2:B:80:ILE:CG1	20	0.26
(1,36)	1:A:101:GLY:O	2:B:80:ILE:CG2	20	0.26
(1,36)	1:A:101:GLY:O	2:B:80:ILE:H	20	0.26
(1,36)	1:A:101:GLY:O	2:B:80:ILE:HA	20	0.26
(1,36)	1:A:101:GLY:O	2:B:80:ILE:HB	20	0.26
(1,36)	1:A:101:GLY:O	2:B:80:ILE:HD11	20	0.26
(1,36)	1:A:101:GLY:O	2:B:80:ILE:HD12	20	0.26
(1,36)	1:A:101:GLY:O	2:B:80:ILE:HD13	20	0.26
(1,36)	1:A:101:GLY:O	2:B:80:ILE:HG12	20	0.26
(1,36)	1:A:101:GLY:O	2:B:80:ILE:HG13	20	0.26
(1,36)	1:A:101:GLY:O	2:B:80:ILE:HG21	20	0.26
(1,36)	1:A:101:GLY:O	2:B:80:ILE:HG22	20	0.26
(1,36)	1:A:101:GLY:O	2:B:80:ILE:HG23	20	0.26
(1,36)	1:A:101:GLY:O	2:B:80:ILE:N	20	0.26
(1,36)	1:A:101:GLY:O	2:B:80:ILE:O	20	0.26
(1,36)	1:A:101:GLY:O	2:B:84:GLN:C	20	0.26
(1,36)	1:A:101:GLY:O	2:B:84:GLN:CA	20	0.26
(1,36)	1:A:101:GLY:O	2:B:84:GLN:CB	20	0.26
(1,36)	1:A:101:GLY:O	2:B:84:GLN:CD	20	0.26
(1,36)	1:A:101:GLY:O	2:B:84:GLN:CG	20	0.26
(1,36)	1:A:101:GLY:O	2:B:84:GLN:H	20	0.26
(1,36)	1:A:101:GLY:O	2:B:84:GLN:HA	20	0.26
(1,36)	1:A:101:GLY:O	2:B:84:GLN:HB2	20	0.26
(1,36)	1:A:101:GLY:O	2:B:84:GLN:HB3	20	0.26
(1,36)	1:A:101:GLY:O	2:B:84:GLN:HE21	20	0.26
(1,36)	1:A:101:GLY:O	2:B:84:GLN:HE22	20	0.26
(1,36)	1:A:101:GLY:O	2:B:84:GLN:HG2	20	0.26
(1,36)	1:A:101:GLY:O	2:B:84:GLN:HG3	20	0.26

*Continued on next page...*

*Continued from previous page...*

Key	Atom-1	Atom-2	Model ID	Violation (Å)
(1,36)	1:A:101:GLY:O	2:B:84:GLN:N	20	0.26
(1,36)	1:A:101:GLY:O	2:B:84:GLN:NE2	20	0.26
(1,36)	1:A:101:GLY:O	2:B:84:GLN:O	20	0.26
(1,36)	1:A:101:GLY:O	2:B:84:GLN:OE1	20	0.26
(1,36)	1:A:101:GLY:O	2:B:97:THR:C	20	0.26
(1,36)	1:A:101:GLY:O	2:B:97:THR:CA	20	0.26
(1,36)	1:A:101:GLY:O	2:B:97:THR:CB	20	0.26
(1,36)	1:A:101:GLY:O	2:B:97:THR:CG2	20	0.26
(1,36)	1:A:101:GLY:O	2:B:97:THR:H	20	0.26
(1,36)	1:A:101:GLY:O	2:B:97:THR:HA	20	0.26
(1,36)	1:A:101:GLY:O	2:B:97:THR:HB	20	0.26
(1,36)	1:A:101:GLY:O	2:B:97:THR:HG1	20	0.26
(1,36)	1:A:101:GLY:O	2:B:97:THR:HG21	20	0.26
(1,36)	1:A:101:GLY:O	2:B:97:THR:HG22	20	0.26
(1,36)	1:A:101:GLY:O	2:B:97:THR:HG23	20	0.26
(1,36)	1:A:101:GLY:O	2:B:97:THR:N	20	0.26
(1,36)	1:A:101:GLY:O	2:B:97:THR:O	20	0.26
(1,36)	1:A:101:GLY:O	2:B:97:THR:OG1	20	0.26
(1,36)	1:A:101:GLY:O	2:B:99:HIS:C	20	0.26
(1,36)	1:A:101:GLY:O	2:B:99:HIS:CA	20	0.26
(1,36)	1:A:101:GLY:O	2:B:99:HIS:CB	20	0.26
(1,36)	1:A:101:GLY:O	2:B:99:HIS:CD2	20	0.26
(1,36)	1:A:101:GLY:O	2:B:99:HIS:CE1	20	0.26
(1,36)	1:A:101:GLY:O	2:B:99:HIS:CG	20	0.26
(1,36)	1:A:101:GLY:O	2:B:99:HIS:H	20	0.26
(1,36)	1:A:101:GLY:O	2:B:99:HIS:HA	20	0.26
(1,36)	1:A:101:GLY:O	2:B:99:HIS:HB2	20	0.26
(1,36)	1:A:101:GLY:O	2:B:99:HIS:HB3	20	0.26
(1,36)	1:A:101:GLY:O	2:B:99:HIS:HD1	20	0.26
(1,36)	1:A:101:GLY:O	2:B:99:HIS:HD2	20	0.26
(1,36)	1:A:101:GLY:O	2:B:99:HIS:HE1	20	0.26
(1,36)	1:A:101:GLY:O	2:B:99:HIS:HE2	20	0.26
(1,36)	1:A:101:GLY:O	2:B:99:HIS:N	20	0.26
(1,36)	1:A:101:GLY:O	2:B:99:HIS:ND1	20	0.26
(1,36)	1:A:101:GLY:O	2:B:99:HIS:NE2	20	0.26
(1,36)	1:A:101:GLY:O	2:B:99:HIS:O	20	0.26
(1,36)	1:A:101:GLY:O	2:B:101:VAL:C	20	0.26
(1,36)	1:A:101:GLY:O	2:B:101:VAL:CA	20	0.26
(1,36)	1:A:101:GLY:O	2:B:101:VAL:CB	20	0.26
(1,36)	1:A:101:GLY:O	2:B:101:VAL:CG1	20	0.26
(1,36)	1:A:101:GLY:O	2:B:101:VAL:CG2	20	0.26
(1,36)	1:A:101:GLY:O	2:B:101:VAL:H	20	0.26

*Continued on next page...*

*Continued from previous page...*

Key	Atom-1	Atom-2	Model ID	Violation (Å)
(1,36)	1:A:101:GLY:O	2:B:101:VAL:HA	20	0.26
(1,36)	1:A:101:GLY:O	2:B:101:VAL:HB	20	0.26
(1,36)	1:A:101:GLY:O	2:B:101:VAL:HG11	20	0.26
(1,36)	1:A:101:GLY:O	2:B:101:VAL:HG12	20	0.26
(1,36)	1:A:101:GLY:O	2:B:101:VAL:HG13	20	0.26
(1,36)	1:A:101:GLY:O	2:B:101:VAL:HG21	20	0.26
(1,36)	1:A:101:GLY:O	2:B:101:VAL:HG22	20	0.26
(1,36)	1:A:101:GLY:O	2:B:101:VAL:HG23	20	0.26
(1,36)	1:A:101:GLY:O	2:B:101:VAL:N	20	0.26
(1,36)	1:A:101:GLY:O	2:B:101:VAL:O	20	0.26
(1,2)	1:A:78:ASP:HB2	2:B:41:LYS:H	2	0.2
(1,2)	1:A:78:ASP:HB3	2:B:41:LYS:H	2	0.2
(1,2)	1:A:78:ASP:HB2	2:B:41:LYS:H	3	0.19
(1,2)	1:A:78:ASP:HB3	2:B:41:LYS:H	3	0.19
(1,2)	1:A:78:ASP:HB2	2:B:41:LYS:H	5	0.19
(1,2)	1:A:78:ASP:HB3	2:B:41:LYS:H	5	0.19
(1,2)	1:A:78:ASP:HB2	2:B:41:LYS:H	13	0.18
(1,2)	1:A:78:ASP:HB3	2:B:41:LYS:H	13	0.18
(1,2)	1:A:78:ASP:HB2	2:B:41:LYS:H	15	0.16
(1,2)	1:A:78:ASP:HB3	2:B:41:LYS:H	15	0.16
(1,2)	1:A:78:ASP:HB2	2:B:41:LYS:H	16	0.16
(1,2)	1:A:78:ASP:HB3	2:B:41:LYS:H	16	0.16
(1,36)	1:A:101:GLY:C	2:B:75:ILE:C	17	0.15
(1,36)	1:A:101:GLY:C	2:B:75:ILE:CA	17	0.15
(1,36)	1:A:101:GLY:C	2:B:75:ILE:CB	17	0.15
(1,36)	1:A:101:GLY:C	2:B:75:ILE:CD1	17	0.15
(1,36)	1:A:101:GLY:C	2:B:75:ILE:CG1	17	0.15
(1,36)	1:A:101:GLY:C	2:B:75:ILE:CG2	17	0.15
(1,36)	1:A:101:GLY:C	2:B:75:ILE:H	17	0.15
(1,36)	1:A:101:GLY:C	2:B:75:ILE:HA	17	0.15
(1,36)	1:A:101:GLY:C	2:B:75:ILE:HB	17	0.15
(1,36)	1:A:101:GLY:C	2:B:75:ILE:HD11	17	0.15
(1,36)	1:A:101:GLY:C	2:B:75:ILE:HD12	17	0.15
(1,36)	1:A:101:GLY:C	2:B:75:ILE:HD13	17	0.15
(1,36)	1:A:101:GLY:C	2:B:75:ILE:HG12	17	0.15
(1,36)	1:A:101:GLY:C	2:B:75:ILE:HG13	17	0.15
(1,36)	1:A:101:GLY:C	2:B:75:ILE:HG21	17	0.15
(1,36)	1:A:101:GLY:C	2:B:75:ILE:HG22	17	0.15
(1,36)	1:A:101:GLY:C	2:B:75:ILE:HG23	17	0.15
(1,36)	1:A:101:GLY:C	2:B:75:ILE:N	17	0.15
(1,36)	1:A:101:GLY:C	2:B:75:ILE:O	17	0.15
(1,36)	1:A:101:GLY:C	2:B:77:ALA:C	17	0.15

*Continued on next page...*

*Continued from previous page...*

Key	Atom-1	Atom-2	Model ID	Violation (Å)
(1,36)	1:A:101:GLY:C	2:B:77:ALA:CA	17	0.15
(1,36)	1:A:101:GLY:C	2:B:77:ALA:CB	17	0.15
(1,36)	1:A:101:GLY:C	2:B:77:ALA:H	17	0.15
(1,36)	1:A:101:GLY:C	2:B:77:ALA:HA	17	0.15
(1,36)	1:A:101:GLY:C	2:B:77:ALA:HB1	17	0.15
(1,36)	1:A:101:GLY:C	2:B:77:ALA:HB2	17	0.15
(1,36)	1:A:101:GLY:C	2:B:77:ALA:HB3	17	0.15
(1,36)	1:A:101:GLY:C	2:B:77:ALA:N	17	0.15
(1,36)	1:A:101:GLY:C	2:B:77:ALA:O	17	0.15
(1,36)	1:A:101:GLY:C	2:B:78:GLY:C	17	0.15
(1,36)	1:A:101:GLY:C	2:B:78:GLY:CA	17	0.15
(1,36)	1:A:101:GLY:C	2:B:78:GLY:H	17	0.15
(1,36)	1:A:101:GLY:C	2:B:78:GLY:HA2	17	0.15
(1,36)	1:A:101:GLY:C	2:B:78:GLY:HA3	17	0.15
(1,36)	1:A:101:GLY:C	2:B:78:GLY:N	17	0.15
(1,36)	1:A:101:GLY:C	2:B:78:GLY:O	17	0.15
(1,36)	1:A:101:GLY:C	2:B:79:LYS:C	17	0.15
(1,36)	1:A:101:GLY:C	2:B:79:LYS:CA	17	0.15
(1,36)	1:A:101:GLY:C	2:B:79:LYS:CB	17	0.15
(1,36)	1:A:101:GLY:C	2:B:79:LYS:CD	17	0.15
(1,36)	1:A:101:GLY:C	2:B:79:LYS:CE	17	0.15
(1,36)	1:A:101:GLY:C	2:B:79:LYS:CG	17	0.15
(1,36)	1:A:101:GLY:C	2:B:79:LYS:H	17	0.15
(1,36)	1:A:101:GLY:C	2:B:79:LYS:HA	17	0.15
(1,36)	1:A:101:GLY:C	2:B:79:LYS:HB2	17	0.15
(1,36)	1:A:101:GLY:C	2:B:79:LYS:HB3	17	0.15
(1,36)	1:A:101:GLY:C	2:B:79:LYS:HD2	17	0.15
(1,36)	1:A:101:GLY:C	2:B:79:LYS:HD3	17	0.15
(1,36)	1:A:101:GLY:C	2:B:79:LYS:HE2	17	0.15
(1,36)	1:A:101:GLY:C	2:B:79:LYS:HE3	17	0.15
(1,36)	1:A:101:GLY:C	2:B:79:LYS:HG2	17	0.15
(1,36)	1:A:101:GLY:C	2:B:79:LYS:HG3	17	0.15
(1,36)	1:A:101:GLY:C	2:B:79:LYS:HZ1	17	0.15
(1,36)	1:A:101:GLY:C	2:B:79:LYS:HZ2	17	0.15
(1,36)	1:A:101:GLY:C	2:B:79:LYS:HZ3	17	0.15
(1,36)	1:A:101:GLY:C	2:B:79:LYS:N	17	0.15
(1,36)	1:A:101:GLY:C	2:B:79:LYS:NZ	17	0.15
(1,36)	1:A:101:GLY:C	2:B:79:LYS:O	17	0.15
(1,36)	1:A:101:GLY:C	2:B:80:ILE:C	17	0.15
(1,36)	1:A:101:GLY:C	2:B:80:ILE:CA	17	0.15
(1,36)	1:A:101:GLY:C	2:B:80:ILE:CB	17	0.15
(1,36)	1:A:101:GLY:C	2:B:80:ILE:CD1	17	0.15

*Continued on next page...*

*Continued from previous page...*

Key	Atom-1	Atom-2	Model ID	Violation (Å)
(1,36)	1:A:101:GLY:C	2:B:80:ILE:CG1	17	0.15
(1,36)	1:A:101:GLY:C	2:B:80:ILE:CG2	17	0.15
(1,36)	1:A:101:GLY:C	2:B:80:ILE:H	17	0.15
(1,36)	1:A:101:GLY:C	2:B:80:ILE:HA	17	0.15
(1,36)	1:A:101:GLY:C	2:B:80:ILE:HB	17	0.15
(1,36)	1:A:101:GLY:C	2:B:80:ILE:HD11	17	0.15
(1,36)	1:A:101:GLY:C	2:B:80:ILE:HD12	17	0.15
(1,36)	1:A:101:GLY:C	2:B:80:ILE:HD13	17	0.15
(1,36)	1:A:101:GLY:C	2:B:80:ILE:HG12	17	0.15
(1,36)	1:A:101:GLY:C	2:B:80:ILE:HG13	17	0.15
(1,36)	1:A:101:GLY:C	2:B:80:ILE:HG21	17	0.15
(1,36)	1:A:101:GLY:C	2:B:80:ILE:HG22	17	0.15
(1,36)	1:A:101:GLY:C	2:B:80:ILE:HG23	17	0.15
(1,36)	1:A:101:GLY:C	2:B:80:ILE:N	17	0.15
(1,36)	1:A:101:GLY:C	2:B:80:ILE:O	17	0.15
(1,36)	1:A:101:GLY:C	2:B:84:GLN:C	17	0.15
(1,36)	1:A:101:GLY:C	2:B:84:GLN:CA	17	0.15
(1,36)	1:A:101:GLY:C	2:B:84:GLN:CB	17	0.15
(1,36)	1:A:101:GLY:C	2:B:84:GLN:CD	17	0.15
(1,36)	1:A:101:GLY:C	2:B:84:GLN:CG	17	0.15
(1,36)	1:A:101:GLY:C	2:B:84:GLN:H	17	0.15
(1,36)	1:A:101:GLY:C	2:B:84:GLN:HA	17	0.15
(1,36)	1:A:101:GLY:C	2:B:84:GLN:HB2	17	0.15
(1,36)	1:A:101:GLY:C	2:B:84:GLN:HB3	17	0.15
(1,36)	1:A:101:GLY:C	2:B:84:GLN:HE21	17	0.15
(1,36)	1:A:101:GLY:C	2:B:84:GLN:HE22	17	0.15
(1,36)	1:A:101:GLY:C	2:B:84:GLN:HG2	17	0.15
(1,36)	1:A:101:GLY:C	2:B:84:GLN:HG3	17	0.15
(1,36)	1:A:101:GLY:C	2:B:84:GLN:N	17	0.15
(1,36)	1:A:101:GLY:C	2:B:84:GLN:NE2	17	0.15
(1,36)	1:A:101:GLY:C	2:B:84:GLN:O	17	0.15
(1,36)	1:A:101:GLY:C	2:B:84:GLN:OE1	17	0.15
(1,36)	1:A:101:GLY:C	2:B:97:THR:C	17	0.15
(1,36)	1:A:101:GLY:C	2:B:97:THR:CA	17	0.15
(1,36)	1:A:101:GLY:C	2:B:97:THR:CB	17	0.15
(1,36)	1:A:101:GLY:C	2:B:97:THR:CG2	17	0.15
(1,36)	1:A:101:GLY:C	2:B:97:THR:H	17	0.15
(1,36)	1:A:101:GLY:C	2:B:97:THR:HA	17	0.15
(1,36)	1:A:101:GLY:C	2:B:97:THR:HB	17	0.15
(1,36)	1:A:101:GLY:C	2:B:97:THR:HG1	17	0.15
(1,36)	1:A:101:GLY:C	2:B:97:THR:HG21	17	0.15
(1,36)	1:A:101:GLY:C	2:B:97:THR:HG22	17	0.15

*Continued on next page...*



*Continued from previous page...*

Key	Atom-1	Atom-2	Model ID	Violation (Å)
(1,36)	1:A:101:GLY:C	2:B:97:THR:HG23	17	0.15
(1,36)	1:A:101:GLY:C	2:B:97:THR:N	17	0.15
(1,36)	1:A:101:GLY:C	2:B:97:THR:O	17	0.15
(1,36)	1:A:101:GLY:C	2:B:97:THR:OG1	17	0.15
(1,36)	1:A:101:GLY:C	2:B:99:HIS:C	17	0.15
(1,36)	1:A:101:GLY:C	2:B:99:HIS:CA	17	0.15
(1,36)	1:A:101:GLY:C	2:B:99:HIS:CB	17	0.15
(1,36)	1:A:101:GLY:C	2:B:99:HIS:CD2	17	0.15
(1,36)	1:A:101:GLY:C	2:B:99:HIS:CE1	17	0.15
(1,36)	1:A:101:GLY:C	2:B:99:HIS:CG	17	0.15
(1,36)	1:A:101:GLY:C	2:B:99:HIS:H	17	0.15
(1,36)	1:A:101:GLY:C	2:B:99:HIS:HA	17	0.15
(1,36)	1:A:101:GLY:C	2:B:99:HIS:HB2	17	0.15
(1,36)	1:A:101:GLY:C	2:B:99:HIS:HB3	17	0.15
(1,36)	1:A:101:GLY:C	2:B:99:HIS:HD1	17	0.15
(1,36)	1:A:101:GLY:C	2:B:99:HIS:HD2	17	0.15
(1,36)	1:A:101:GLY:C	2:B:99:HIS:HE1	17	0.15
(1,36)	1:A:101:GLY:C	2:B:99:HIS:HE2	17	0.15
(1,36)	1:A:101:GLY:C	2:B:99:HIS:N	17	0.15
(1,36)	1:A:101:GLY:C	2:B:99:HIS:ND1	17	0.15
(1,36)	1:A:101:GLY:C	2:B:99:HIS:NE2	17	0.15
(1,36)	1:A:101:GLY:C	2:B:99:HIS:O	17	0.15
(1,36)	1:A:101:GLY:C	2:B:101:VAL:C	17	0.15
(1,36)	1:A:101:GLY:C	2:B:101:VAL:CA	17	0.15
(1,36)	1:A:101:GLY:C	2:B:101:VAL:CB	17	0.15
(1,36)	1:A:101:GLY:C	2:B:101:VAL:CG1	17	0.15
(1,36)	1:A:101:GLY:C	2:B:101:VAL:CG2	17	0.15
(1,36)	1:A:101:GLY:C	2:B:101:VAL:H	17	0.15
(1,36)	1:A:101:GLY:C	2:B:101:VAL:HA	17	0.15
(1,36)	1:A:101:GLY:C	2:B:101:VAL:HB	17	0.15
(1,36)	1:A:101:GLY:C	2:B:101:VAL:HG11	17	0.15
(1,36)	1:A:101:GLY:C	2:B:101:VAL:HG12	17	0.15
(1,36)	1:A:101:GLY:C	2:B:101:VAL:HG13	17	0.15
(1,36)	1:A:101:GLY:C	2:B:101:VAL:HG21	17	0.15
(1,36)	1:A:101:GLY:C	2:B:101:VAL:HG22	17	0.15
(1,36)	1:A:101:GLY:C	2:B:101:VAL:HG23	17	0.15
(1,36)	1:A:101:GLY:C	2:B:101:VAL:N	17	0.15
(1,36)	1:A:101:GLY:C	2:B:101:VAL:O	17	0.15
(1,36)	1:A:101:GLY:CA	2:B:75:ILE:C	17	0.15
(1,36)	1:A:101:GLY:CA	2:B:75:ILE:CA	17	0.15
(1,36)	1:A:101:GLY:CA	2:B:75:ILE:CB	17	0.15
(1,36)	1:A:101:GLY:CA	2:B:75:ILE:CD1	17	0.15

*Continued on next page...*

*Continued from previous page...*

Key	Atom-1	Atom-2	Model ID	Violation (Å)
(1,36)	1:A:101:GLY:CA	2:B:75:ILE:CG1	17	0.15
(1,36)	1:A:101:GLY:CA	2:B:75:ILE:CG2	17	0.15
(1,36)	1:A:101:GLY:CA	2:B:75:ILE:H	17	0.15
(1,36)	1:A:101:GLY:CA	2:B:75:ILE:HA	17	0.15
(1,36)	1:A:101:GLY:CA	2:B:75:ILE:HB	17	0.15
(1,36)	1:A:101:GLY:CA	2:B:75:ILE:HD11	17	0.15
(1,36)	1:A:101:GLY:CA	2:B:75:ILE:HD12	17	0.15
(1,36)	1:A:101:GLY:CA	2:B:75:ILE:HD13	17	0.15
(1,36)	1:A:101:GLY:CA	2:B:75:ILE:HG12	17	0.15
(1,36)	1:A:101:GLY:CA	2:B:75:ILE:HG13	17	0.15
(1,36)	1:A:101:GLY:CA	2:B:75:ILE:HG21	17	0.15
(1,36)	1:A:101:GLY:CA	2:B:75:ILE:HG22	17	0.15
(1,36)	1:A:101:GLY:CA	2:B:75:ILE:HG23	17	0.15
(1,36)	1:A:101:GLY:CA	2:B:75:ILE:N	17	0.15
(1,36)	1:A:101:GLY:CA	2:B:75:ILE:O	17	0.15
(1,36)	1:A:101:GLY:CA	2:B:77:ALA:C	17	0.15
(1,36)	1:A:101:GLY:CA	2:B:77:ALA:CA	17	0.15
(1,36)	1:A:101:GLY:CA	2:B:77:ALA:CB	17	0.15
(1,36)	1:A:101:GLY:CA	2:B:77:ALA:H	17	0.15
(1,36)	1:A:101:GLY:CA	2:B:77:ALA:HA	17	0.15
(1,36)	1:A:101:GLY:CA	2:B:77:ALA:HB1	17	0.15
(1,36)	1:A:101:GLY:CA	2:B:77:ALA:HB2	17	0.15
(1,36)	1:A:101:GLY:CA	2:B:77:ALA:HB3	17	0.15
(1,36)	1:A:101:GLY:CA	2:B:77:ALA:N	17	0.15
(1,36)	1:A:101:GLY:CA	2:B:77:ALA:O	17	0.15
(1,36)	1:A:101:GLY:CA	2:B:78:GLY:C	17	0.15
(1,36)	1:A:101:GLY:CA	2:B:78:GLY:CA	17	0.15
(1,36)	1:A:101:GLY:CA	2:B:78:GLY:H	17	0.15
(1,36)	1:A:101:GLY:CA	2:B:78:GLY:HA2	17	0.15
(1,36)	1:A:101:GLY:CA	2:B:78:GLY:HA3	17	0.15
(1,36)	1:A:101:GLY:CA	2:B:78:GLY:N	17	0.15
(1,36)	1:A:101:GLY:CA	2:B:78:GLY:O	17	0.15
(1,36)	1:A:101:GLY:CA	2:B:79:LYS:C	17	0.15
(1,36)	1:A:101:GLY:CA	2:B:79:LYS:CA	17	0.15
(1,36)	1:A:101:GLY:CA	2:B:79:LYS:CB	17	0.15
(1,36)	1:A:101:GLY:CA	2:B:79:LYS:CD	17	0.15
(1,36)	1:A:101:GLY:CA	2:B:79:LYS:CE	17	0.15
(1,36)	1:A:101:GLY:CA	2:B:79:LYS:CG	17	0.15
(1,36)	1:A:101:GLY:CA	2:B:79:LYS:H	17	0.15
(1,36)	1:A:101:GLY:CA	2:B:79:LYS:HA	17	0.15
(1,36)	1:A:101:GLY:CA	2:B:79:LYS:HB2	17	0.15
(1,36)	1:A:101:GLY:CA	2:B:79:LYS:HB3	17	0.15

*Continued on next page...*

*Continued from previous page...*

Key	Atom-1	Atom-2	Model ID	Violation (Å)
(1,36)	1:A:101:GLY:CA	2:B:79:LYS:HD2	17	0.15
(1,36)	1:A:101:GLY:CA	2:B:79:LYS:HD3	17	0.15
(1,36)	1:A:101:GLY:CA	2:B:79:LYS:HE2	17	0.15
(1,36)	1:A:101:GLY:CA	2:B:79:LYS:HE3	17	0.15
(1,36)	1:A:101:GLY:CA	2:B:79:LYS:HG2	17	0.15
(1,36)	1:A:101:GLY:CA	2:B:79:LYS:HG3	17	0.15
(1,36)	1:A:101:GLY:CA	2:B:79:LYS:HZ1	17	0.15
(1,36)	1:A:101:GLY:CA	2:B:79:LYS:HZ2	17	0.15
(1,36)	1:A:101:GLY:CA	2:B:79:LYS:HZ3	17	0.15
(1,36)	1:A:101:GLY:CA	2:B:79:LYS:N	17	0.15
(1,36)	1:A:101:GLY:CA	2:B:79:LYS:NZ	17	0.15
(1,36)	1:A:101:GLY:CA	2:B:79:LYS:O	17	0.15
(1,36)	1:A:101:GLY:CA	2:B:80:ILE:C	17	0.15
(1,36)	1:A:101:GLY:CA	2:B:80:ILE:CA	17	0.15
(1,36)	1:A:101:GLY:CA	2:B:80:ILE:CB	17	0.15
(1,36)	1:A:101:GLY:CA	2:B:80:ILE:CD1	17	0.15
(1,36)	1:A:101:GLY:CA	2:B:80:ILE:CG1	17	0.15
(1,36)	1:A:101:GLY:CA	2:B:80:ILE:CG2	17	0.15
(1,36)	1:A:101:GLY:CA	2:B:80:ILE:H	17	0.15
(1,36)	1:A:101:GLY:CA	2:B:80:ILE:HA	17	0.15
(1,36)	1:A:101:GLY:CA	2:B:80:ILE:HB	17	0.15
(1,36)	1:A:101:GLY:CA	2:B:80:ILE:HD11	17	0.15
(1,36)	1:A:101:GLY:CA	2:B:80:ILE:HD12	17	0.15
(1,36)	1:A:101:GLY:CA	2:B:80:ILE:HD13	17	0.15
(1,36)	1:A:101:GLY:CA	2:B:80:ILE:HG12	17	0.15
(1,36)	1:A:101:GLY:CA	2:B:80:ILE:HG13	17	0.15
(1,36)	1:A:101:GLY:CA	2:B:80:ILE:HG21	17	0.15
(1,36)	1:A:101:GLY:CA	2:B:80:ILE:HG22	17	0.15
(1,36)	1:A:101:GLY:CA	2:B:80:ILE:HG23	17	0.15
(1,36)	1:A:101:GLY:CA	2:B:80:ILE:N	17	0.15
(1,36)	1:A:101:GLY:CA	2:B:80:ILE:O	17	0.15
(1,36)	1:A:101:GLY:CA	2:B:84:GLN:C	17	0.15
(1,36)	1:A:101:GLY:CA	2:B:84:GLN:CA	17	0.15
(1,36)	1:A:101:GLY:CA	2:B:84:GLN:CB	17	0.15
(1,36)	1:A:101:GLY:CA	2:B:84:GLN:CD	17	0.15
(1,36)	1:A:101:GLY:CA	2:B:84:GLN:CG	17	0.15
(1,36)	1:A:101:GLY:CA	2:B:84:GLN:H	17	0.15
(1,36)	1:A:101:GLY:CA	2:B:84:GLN:HA	17	0.15
(1,36)	1:A:101:GLY:CA	2:B:84:GLN:HB2	17	0.15
(1,36)	1:A:101:GLY:CA	2:B:84:GLN:HB3	17	0.15
(1,36)	1:A:101:GLY:CA	2:B:84:GLN:HE21	17	0.15
(1,36)	1:A:101:GLY:CA	2:B:84:GLN:HE22	17	0.15

*Continued on next page...*

*Continued from previous page...*

Key	Atom-1	Atom-2	Model ID	Violation (Å)
(1,36)	1:A:101:GLY:CA	2:B:84:GLN:HG2	17	0.15
(1,36)	1:A:101:GLY:CA	2:B:84:GLN:HG3	17	0.15
(1,36)	1:A:101:GLY:CA	2:B:84:GLN:N	17	0.15
(1,36)	1:A:101:GLY:CA	2:B:84:GLN:NE2	17	0.15
(1,36)	1:A:101:GLY:CA	2:B:84:GLN:O	17	0.15
(1,36)	1:A:101:GLY:CA	2:B:84:GLN:OE1	17	0.15
(1,36)	1:A:101:GLY:CA	2:B:97:THR:C	17	0.15
(1,36)	1:A:101:GLY:CA	2:B:97:THR:CA	17	0.15
(1,36)	1:A:101:GLY:CA	2:B:97:THR:CB	17	0.15
(1,36)	1:A:101:GLY:CA	2:B:97:THR:CG2	17	0.15
(1,36)	1:A:101:GLY:CA	2:B:97:THR:H	17	0.15
(1,36)	1:A:101:GLY:CA	2:B:97:THR:HA	17	0.15
(1,36)	1:A:101:GLY:CA	2:B:97:THR:HB	17	0.15
(1,36)	1:A:101:GLY:CA	2:B:97:THR:HG1	17	0.15
(1,36)	1:A:101:GLY:CA	2:B:97:THR:HG21	17	0.15
(1,36)	1:A:101:GLY:CA	2:B:97:THR:HG22	17	0.15
(1,36)	1:A:101:GLY:CA	2:B:97:THR:HG23	17	0.15
(1,36)	1:A:101:GLY:CA	2:B:97:THR:N	17	0.15
(1,36)	1:A:101:GLY:CA	2:B:97:THR:O	17	0.15
(1,36)	1:A:101:GLY:CA	2:B:97:THR:OG1	17	0.15
(1,36)	1:A:101:GLY:CA	2:B:99:HIS:C	17	0.15
(1,36)	1:A:101:GLY:CA	2:B:99:HIS:CA	17	0.15
(1,36)	1:A:101:GLY:CA	2:B:99:HIS:CB	17	0.15
(1,36)	1:A:101:GLY:CA	2:B:99:HIS:CD2	17	0.15
(1,36)	1:A:101:GLY:CA	2:B:99:HIS:CE1	17	0.15
(1,36)	1:A:101:GLY:CA	2:B:99:HIS:CG	17	0.15
(1,36)	1:A:101:GLY:CA	2:B:99:HIS:H	17	0.15
(1,36)	1:A:101:GLY:CA	2:B:99:HIS:HA	17	0.15
(1,36)	1:A:101:GLY:CA	2:B:99:HIS:HB2	17	0.15
(1,36)	1:A:101:GLY:CA	2:B:99:HIS:HB3	17	0.15
(1,36)	1:A:101:GLY:CA	2:B:99:HIS:HD1	17	0.15
(1,36)	1:A:101:GLY:CA	2:B:99:HIS:HD2	17	0.15
(1,36)	1:A:101:GLY:CA	2:B:99:HIS:HE1	17	0.15
(1,36)	1:A:101:GLY:CA	2:B:99:HIS:HE2	17	0.15
(1,36)	1:A:101:GLY:CA	2:B:99:HIS:N	17	0.15
(1,36)	1:A:101:GLY:CA	2:B:99:HIS:ND1	17	0.15
(1,36)	1:A:101:GLY:CA	2:B:99:HIS:NE2	17	0.15
(1,36)	1:A:101:GLY:CA	2:B:99:HIS:O	17	0.15
(1,36)	1:A:101:GLY:CA	2:B:101:VAL:C	17	0.15
(1,36)	1:A:101:GLY:CA	2:B:101:VAL:CA	17	0.15
(1,36)	1:A:101:GLY:CA	2:B:101:VAL:CB	17	0.15
(1,36)	1:A:101:GLY:CA	2:B:101:VAL:CG1	17	0.15

*Continued on next page...*

*Continued from previous page...*

Key	Atom-1	Atom-2	Model ID	Violation (Å)
(1,36)	1:A:101:GLY:CA	2:B:101:VAL:CG2	17	0.15
(1,36)	1:A:101:GLY:CA	2:B:101:VAL:H	17	0.15
(1,36)	1:A:101:GLY:CA	2:B:101:VAL:HA	17	0.15
(1,36)	1:A:101:GLY:CA	2:B:101:VAL:HB	17	0.15
(1,36)	1:A:101:GLY:CA	2:B:101:VAL:HG11	17	0.15
(1,36)	1:A:101:GLY:CA	2:B:101:VAL:HG12	17	0.15
(1,36)	1:A:101:GLY:CA	2:B:101:VAL:HG13	17	0.15
(1,36)	1:A:101:GLY:CA	2:B:101:VAL:HG21	17	0.15
(1,36)	1:A:101:GLY:CA	2:B:101:VAL:HG22	17	0.15
(1,36)	1:A:101:GLY:CA	2:B:101:VAL:HG23	17	0.15
(1,36)	1:A:101:GLY:CA	2:B:101:VAL:N	17	0.15
(1,36)	1:A:101:GLY:CA	2:B:101:VAL:O	17	0.15
(1,36)	1:A:101:GLY:H	2:B:75:ILE:C	17	0.15
(1,36)	1:A:101:GLY:H	2:B:75:ILE:CA	17	0.15
(1,36)	1:A:101:GLY:H	2:B:75:ILE:CB	17	0.15
(1,36)	1:A:101:GLY:H	2:B:75:ILE:CD1	17	0.15
(1,36)	1:A:101:GLY:H	2:B:75:ILE:CG1	17	0.15
(1,36)	1:A:101:GLY:H	2:B:75:ILE:CG2	17	0.15
(1,36)	1:A:101:GLY:H	2:B:75:ILE:H	17	0.15
(1,36)	1:A:101:GLY:H	2:B:75:ILE:HA	17	0.15
(1,36)	1:A:101:GLY:H	2:B:75:ILE:HB	17	0.15
(1,36)	1:A:101:GLY:H	2:B:75:ILE:HD11	17	0.15
(1,36)	1:A:101:GLY:H	2:B:75:ILE:HD12	17	0.15
(1,36)	1:A:101:GLY:H	2:B:75:ILE:HD13	17	0.15
(1,36)	1:A:101:GLY:H	2:B:75:ILE:HG12	17	0.15
(1,36)	1:A:101:GLY:H	2:B:75:ILE:HG13	17	0.15
(1,36)	1:A:101:GLY:H	2:B:75:ILE:HG21	17	0.15
(1,36)	1:A:101:GLY:H	2:B:75:ILE:HG22	17	0.15
(1,36)	1:A:101:GLY:H	2:B:75:ILE:HG23	17	0.15
(1,36)	1:A:101:GLY:H	2:B:75:ILE:N	17	0.15
(1,36)	1:A:101:GLY:H	2:B:75:ILE:O	17	0.15
(1,36)	1:A:101:GLY:H	2:B:77:ALA:C	17	0.15
(1,36)	1:A:101:GLY:H	2:B:77:ALA:CA	17	0.15
(1,36)	1:A:101:GLY:H	2:B:77:ALA:CB	17	0.15
(1,36)	1:A:101:GLY:H	2:B:77:ALA:H	17	0.15
(1,36)	1:A:101:GLY:H	2:B:77:ALA:HA	17	0.15
(1,36)	1:A:101:GLY:H	2:B:77:ALA:HB1	17	0.15
(1,36)	1:A:101:GLY:H	2:B:77:ALA:HB2	17	0.15
(1,36)	1:A:101:GLY:H	2:B:77:ALA:HB3	17	0.15
(1,36)	1:A:101:GLY:H	2:B:77:ALA:N	17	0.15
(1,36)	1:A:101:GLY:H	2:B:77:ALA:O	17	0.15
(1,36)	1:A:101:GLY:H	2:B:78:GLY:C	17	0.15

*Continued on next page...*

*Continued from previous page...*

Key	Atom-1	Atom-2	Model ID	Violation (Å)
(1,36)	1:A:101:GLY:H	2:B:78:GLY:CA	17	0.15
(1,36)	1:A:101:GLY:H	2:B:78:GLY:H	17	0.15
(1,36)	1:A:101:GLY:H	2:B:78:GLY:HA2	17	0.15
(1,36)	1:A:101:GLY:H	2:B:78:GLY:HA3	17	0.15
(1,36)	1:A:101:GLY:H	2:B:78:GLY:N	17	0.15
(1,36)	1:A:101:GLY:H	2:B:78:GLY:O	17	0.15
(1,36)	1:A:101:GLY:H	2:B:79:LYS:C	17	0.15
(1,36)	1:A:101:GLY:H	2:B:79:LYS:CA	17	0.15
(1,36)	1:A:101:GLY:H	2:B:79:LYS:CB	17	0.15
(1,36)	1:A:101:GLY:H	2:B:79:LYS:CD	17	0.15
(1,36)	1:A:101:GLY:H	2:B:79:LYS:CE	17	0.15
(1,36)	1:A:101:GLY:H	2:B:79:LYS:CG	17	0.15
(1,36)	1:A:101:GLY:H	2:B:79:LYS:H	17	0.15
(1,36)	1:A:101:GLY:H	2:B:79:LYS:HA	17	0.15
(1,36)	1:A:101:GLY:H	2:B:79:LYS:HB2	17	0.15
(1,36)	1:A:101:GLY:H	2:B:79:LYS:HB3	17	0.15
(1,36)	1:A:101:GLY:H	2:B:79:LYS:HD2	17	0.15
(1,36)	1:A:101:GLY:H	2:B:79:LYS:HD3	17	0.15
(1,36)	1:A:101:GLY:H	2:B:79:LYS:HE2	17	0.15
(1,36)	1:A:101:GLY:H	2:B:79:LYS:HE3	17	0.15
(1,36)	1:A:101:GLY:H	2:B:79:LYS:HG2	17	0.15
(1,36)	1:A:101:GLY:H	2:B:79:LYS:HG3	17	0.15
(1,36)	1:A:101:GLY:H	2:B:79:LYS:HZ1	17	0.15
(1,36)	1:A:101:GLY:H	2:B:79:LYS:HZ2	17	0.15
(1,36)	1:A:101:GLY:H	2:B:79:LYS:HZ3	17	0.15
(1,36)	1:A:101:GLY:H	2:B:79:LYS:N	17	0.15
(1,36)	1:A:101:GLY:H	2:B:79:LYS:NZ	17	0.15
(1,36)	1:A:101:GLY:H	2:B:79:LYS:O	17	0.15
(1,36)	1:A:101:GLY:H	2:B:80:ILE:C	17	0.15
(1,36)	1:A:101:GLY:H	2:B:80:ILE:CA	17	0.15
(1,36)	1:A:101:GLY:H	2:B:80:ILE:CB	17	0.15
(1,36)	1:A:101:GLY:H	2:B:80:ILE:CD1	17	0.15
(1,36)	1:A:101:GLY:H	2:B:80:ILE:CG1	17	0.15
(1,36)	1:A:101:GLY:H	2:B:80:ILE:CG2	17	0.15
(1,36)	1:A:101:GLY:H	2:B:80:ILE:H	17	0.15
(1,36)	1:A:101:GLY:H	2:B:80:ILE:HA	17	0.15
(1,36)	1:A:101:GLY:H	2:B:80:ILE:HB	17	0.15
(1,36)	1:A:101:GLY:H	2:B:80:ILE:HD11	17	0.15
(1,36)	1:A:101:GLY:H	2:B:80:ILE:HD12	17	0.15
(1,36)	1:A:101:GLY:H	2:B:80:ILE:HD13	17	0.15
(1,36)	1:A:101:GLY:H	2:B:80:ILE:HG12	17	0.15
(1,36)	1:A:101:GLY:H	2:B:80:ILE:HG13	17	0.15

*Continued on next page...*

*Continued from previous page...*

Key	Atom-1	Atom-2	Model ID	Violation (Å)
(1,36)	1:A:101:GLY:H	2:B:80:ILE:HG21	17	0.15
(1,36)	1:A:101:GLY:H	2:B:80:ILE:HG22	17	0.15
(1,36)	1:A:101:GLY:H	2:B:80:ILE:HG23	17	0.15
(1,36)	1:A:101:GLY:H	2:B:80:ILE:N	17	0.15
(1,36)	1:A:101:GLY:H	2:B:80:ILE:O	17	0.15
(1,36)	1:A:101:GLY:H	2:B:84:GLN:C	17	0.15
(1,36)	1:A:101:GLY:H	2:B:84:GLN:CA	17	0.15
(1,36)	1:A:101:GLY:H	2:B:84:GLN:CB	17	0.15
(1,36)	1:A:101:GLY:H	2:B:84:GLN:CD	17	0.15
(1,36)	1:A:101:GLY:H	2:B:84:GLN:CG	17	0.15
(1,36)	1:A:101:GLY:H	2:B:84:GLN:H	17	0.15
(1,36)	1:A:101:GLY:H	2:B:84:GLN:HA	17	0.15
(1,36)	1:A:101:GLY:H	2:B:84:GLN:HB2	17	0.15
(1,36)	1:A:101:GLY:H	2:B:84:GLN:HB3	17	0.15
(1,36)	1:A:101:GLY:H	2:B:84:GLN:HE21	17	0.15
(1,36)	1:A:101:GLY:H	2:B:84:GLN:HE22	17	0.15
(1,36)	1:A:101:GLY:H	2:B:84:GLN:HG2	17	0.15
(1,36)	1:A:101:GLY:H	2:B:84:GLN:HG3	17	0.15
(1,36)	1:A:101:GLY:H	2:B:84:GLN:N	17	0.15
(1,36)	1:A:101:GLY:H	2:B:84:GLN:NE2	17	0.15
(1,36)	1:A:101:GLY:H	2:B:84:GLN:O	17	0.15
(1,36)	1:A:101:GLY:H	2:B:84:GLN:OE1	17	0.15
(1,36)	1:A:101:GLY:H	2:B:97:THR:C	17	0.15
(1,36)	1:A:101:GLY:H	2:B:97:THR:CA	17	0.15
(1,36)	1:A:101:GLY:H	2:B:97:THR:CB	17	0.15
(1,36)	1:A:101:GLY:H	2:B:97:THR:CG2	17	0.15
(1,36)	1:A:101:GLY:H	2:B:97:THR:H	17	0.15
(1,36)	1:A:101:GLY:H	2:B:97:THR:HA	17	0.15
(1,36)	1:A:101:GLY:H	2:B:97:THR:HB	17	0.15
(1,36)	1:A:101:GLY:H	2:B:97:THR:HG1	17	0.15
(1,36)	1:A:101:GLY:H	2:B:97:THR:HG21	17	0.15
(1,36)	1:A:101:GLY:H	2:B:97:THR:HG22	17	0.15
(1,36)	1:A:101:GLY:H	2:B:97:THR:HG23	17	0.15
(1,36)	1:A:101:GLY:H	2:B:97:THR:N	17	0.15
(1,36)	1:A:101:GLY:H	2:B:97:THR:O	17	0.15
(1,36)	1:A:101:GLY:H	2:B:97:THR:OG1	17	0.15
(1,36)	1:A:101:GLY:H	2:B:99:HIS:C	17	0.15
(1,36)	1:A:101:GLY:H	2:B:99:HIS:CA	17	0.15
(1,36)	1:A:101:GLY:H	2:B:99:HIS:CB	17	0.15
(1,36)	1:A:101:GLY:H	2:B:99:HIS:CD2	17	0.15
(1,36)	1:A:101:GLY:H	2:B:99:HIS:CE1	17	0.15
(1,36)	1:A:101:GLY:H	2:B:99:HIS:CG	17	0.15

*Continued on next page...*

*Continued from previous page...*

Key	Atom-1	Atom-2	Model ID	Violation (Å)
(1,36)	1:A:101:GLY:H	2:B:99:HIS:H	17	0.15
(1,36)	1:A:101:GLY:H	2:B:99:HIS:HA	17	0.15
(1,36)	1:A:101:GLY:H	2:B:99:HIS:HB2	17	0.15
(1,36)	1:A:101:GLY:H	2:B:99:HIS:HB3	17	0.15
(1,36)	1:A:101:GLY:H	2:B:99:HIS:HD1	17	0.15
(1,36)	1:A:101:GLY:H	2:B:99:HIS:HD2	17	0.15
(1,36)	1:A:101:GLY:H	2:B:99:HIS:HE1	17	0.15
(1,36)	1:A:101:GLY:H	2:B:99:HIS:HE2	17	0.15
(1,36)	1:A:101:GLY:H	2:B:99:HIS:N	17	0.15
(1,36)	1:A:101:GLY:H	2:B:99:HIS:ND1	17	0.15
(1,36)	1:A:101:GLY:H	2:B:99:HIS:NE2	17	0.15
(1,36)	1:A:101:GLY:H	2:B:99:HIS:O	17	0.15
(1,36)	1:A:101:GLY:H	2:B:101:VAL:C	17	0.15
(1,36)	1:A:101:GLY:H	2:B:101:VAL:CA	17	0.15
(1,36)	1:A:101:GLY:H	2:B:101:VAL:CB	17	0.15
(1,36)	1:A:101:GLY:H	2:B:101:VAL:CG1	17	0.15
(1,36)	1:A:101:GLY:H	2:B:101:VAL:CG2	17	0.15
(1,36)	1:A:101:GLY:H	2:B:101:VAL:H	17	0.15
(1,36)	1:A:101:GLY:H	2:B:101:VAL:HA	17	0.15
(1,36)	1:A:101:GLY:H	2:B:101:VAL:HB	17	0.15
(1,36)	1:A:101:GLY:H	2:B:101:VAL:HG11	17	0.15
(1,36)	1:A:101:GLY:H	2:B:101:VAL:HG12	17	0.15
(1,36)	1:A:101:GLY:H	2:B:101:VAL:HG13	17	0.15
(1,36)	1:A:101:GLY:H	2:B:101:VAL:HG21	17	0.15
(1,36)	1:A:101:GLY:H	2:B:101:VAL:HG22	17	0.15
(1,36)	1:A:101:GLY:H	2:B:101:VAL:HG23	17	0.15
(1,36)	1:A:101:GLY:H	2:B:101:VAL:N	17	0.15
(1,36)	1:A:101:GLY:H	2:B:101:VAL:O	17	0.15
(1,36)	1:A:101:GLY:HA2	2:B:75:ILE:C	17	0.15
(1,36)	1:A:101:GLY:HA2	2:B:75:ILE:CA	17	0.15
(1,36)	1:A:101:GLY:HA2	2:B:75:ILE:CB	17	0.15
(1,36)	1:A:101:GLY:HA2	2:B:75:ILE:CD1	17	0.15
(1,36)	1:A:101:GLY:HA2	2:B:75:ILE:CG1	17	0.15
(1,36)	1:A:101:GLY:HA2	2:B:75:ILE:CG2	17	0.15
(1,36)	1:A:101:GLY:HA2	2:B:75:ILE:H	17	0.15
(1,36)	1:A:101:GLY:HA2	2:B:75:ILE:HA	17	0.15
(1,36)	1:A:101:GLY:HA2	2:B:75:ILE:HB	17	0.15
(1,36)	1:A:101:GLY:HA2	2:B:75:ILE:HD11	17	0.15
(1,36)	1:A:101:GLY:HA2	2:B:75:ILE:HD12	17	0.15
(1,36)	1:A:101:GLY:HA2	2:B:75:ILE:HD13	17	0.15
(1,36)	1:A:101:GLY:HA2	2:B:75:ILE:HG12	17	0.15
(1,36)	1:A:101:GLY:HA2	2:B:75:ILE:HG13	17	0.15

*Continued on next page...*



*Continued from previous page...*

Key	Atom-1	Atom-2	Model ID	Violation (Å)
(1,36)	1:A:101:GLY:HA2	2:B:75:ILE:HG21	17	0.15
(1,36)	1:A:101:GLY:HA2	2:B:75:ILE:HG22	17	0.15
(1,36)	1:A:101:GLY:HA2	2:B:75:ILE:HG23	17	0.15
(1,36)	1:A:101:GLY:HA2	2:B:75:ILE:N	17	0.15
(1,36)	1:A:101:GLY:HA2	2:B:75:ILE:O	17	0.15
(1,36)	1:A:101:GLY:HA2	2:B:77:ALA:C	17	0.15
(1,36)	1:A:101:GLY:HA2	2:B:77:ALA:CA	17	0.15
(1,36)	1:A:101:GLY:HA2	2:B:77:ALA:CB	17	0.15
(1,36)	1:A:101:GLY:HA2	2:B:77:ALA:H	17	0.15
(1,36)	1:A:101:GLY:HA2	2:B:77:ALA:HA	17	0.15
(1,36)	1:A:101:GLY:HA2	2:B:77:ALA:HB1	17	0.15
(1,36)	1:A:101:GLY:HA2	2:B:77:ALA:HB2	17	0.15
(1,36)	1:A:101:GLY:HA2	2:B:77:ALA:HB3	17	0.15
(1,36)	1:A:101:GLY:HA2	2:B:77:ALA:N	17	0.15
(1,36)	1:A:101:GLY:HA2	2:B:77:ALA:O	17	0.15
(1,36)	1:A:101:GLY:HA2	2:B:78:GLY:C	17	0.15
(1,36)	1:A:101:GLY:HA2	2:B:78:GLY:CA	17	0.15
(1,36)	1:A:101:GLY:HA2	2:B:78:GLY:H	17	0.15
(1,36)	1:A:101:GLY:HA2	2:B:78:GLY:HA2	17	0.15
(1,36)	1:A:101:GLY:HA2	2:B:78:GLY:HA3	17	0.15
(1,36)	1:A:101:GLY:HA2	2:B:78:GLY:N	17	0.15
(1,36)	1:A:101:GLY:HA2	2:B:78:GLY:O	17	0.15
(1,36)	1:A:101:GLY:HA2	2:B:79:LYS:C	17	0.15
(1,36)	1:A:101:GLY:HA2	2:B:79:LYS:CA	17	0.15
(1,36)	1:A:101:GLY:HA2	2:B:79:LYS:CB	17	0.15
(1,36)	1:A:101:GLY:HA2	2:B:79:LYS:CD	17	0.15
(1,36)	1:A:101:GLY:HA2	2:B:79:LYS:CE	17	0.15
(1,36)	1:A:101:GLY:HA2	2:B:79:LYS:CG	17	0.15
(1,36)	1:A:101:GLY:HA2	2:B:79:LYS:H	17	0.15
(1,36)	1:A:101:GLY:HA2	2:B:79:LYS:HA	17	0.15
(1,36)	1:A:101:GLY:HA2	2:B:79:LYS:HB2	17	0.15
(1,36)	1:A:101:GLY:HA2	2:B:79:LYS:HB3	17	0.15
(1,36)	1:A:101:GLY:HA2	2:B:79:LYS:HD2	17	0.15
(1,36)	1:A:101:GLY:HA2	2:B:79:LYS:HD3	17	0.15
(1,36)	1:A:101:GLY:HA2	2:B:79:LYS:HE2	17	0.15
(1,36)	1:A:101:GLY:HA2	2:B:79:LYS:HE3	17	0.15
(1,36)	1:A:101:GLY:HA2	2:B:79:LYS:HG2	17	0.15
(1,36)	1:A:101:GLY:HA2	2:B:79:LYS:HG3	17	0.15
(1,36)	1:A:101:GLY:HA2	2:B:79:LYS:HZ1	17	0.15
(1,36)	1:A:101:GLY:HA2	2:B:79:LYS:HZ2	17	0.15
(1,36)	1:A:101:GLY:HA2	2:B:79:LYS:HZ3	17	0.15
(1,36)	1:A:101:GLY:HA2	2:B:79:LYS:N	17	0.15

*Continued on next page...*

*Continued from previous page...*

Key	Atom-1	Atom-2	Model ID	Violation (Å)
(1,36)	1:A:101:GLY:HA2	2:B:79:LYS:NZ	17	0.15
(1,36)	1:A:101:GLY:HA2	2:B:79:LYS:O	17	0.15
(1,36)	1:A:101:GLY:HA2	2:B:80:ILE:C	17	0.15
(1,36)	1:A:101:GLY:HA2	2:B:80:ILE:CA	17	0.15
(1,36)	1:A:101:GLY:HA2	2:B:80:ILE:CB	17	0.15
(1,36)	1:A:101:GLY:HA2	2:B:80:ILE:CD1	17	0.15
(1,36)	1:A:101:GLY:HA2	2:B:80:ILE:CG1	17	0.15
(1,36)	1:A:101:GLY:HA2	2:B:80:ILE:CG2	17	0.15
(1,36)	1:A:101:GLY:HA2	2:B:80:ILE:H	17	0.15
(1,36)	1:A:101:GLY:HA2	2:B:80:ILE:HA	17	0.15
(1,36)	1:A:101:GLY:HA2	2:B:80:ILE:HB	17	0.15
(1,36)	1:A:101:GLY:HA2	2:B:80:ILE:HD11	17	0.15
(1,36)	1:A:101:GLY:HA2	2:B:80:ILE:HD12	17	0.15
(1,36)	1:A:101:GLY:HA2	2:B:80:ILE:HD13	17	0.15
(1,36)	1:A:101:GLY:HA2	2:B:80:ILE:HG12	17	0.15
(1,36)	1:A:101:GLY:HA2	2:B:80:ILE:HG13	17	0.15
(1,36)	1:A:101:GLY:HA2	2:B:80:ILE:HG21	17	0.15
(1,36)	1:A:101:GLY:HA2	2:B:80:ILE:HG22	17	0.15
(1,36)	1:A:101:GLY:HA2	2:B:80:ILE:HG23	17	0.15
(1,36)	1:A:101:GLY:HA2	2:B:80:ILE:N	17	0.15
(1,36)	1:A:101:GLY:HA2	2:B:80:ILE:O	17	0.15
(1,36)	1:A:101:GLY:HA2	2:B:84:GLN:C	17	0.15
(1,36)	1:A:101:GLY:HA2	2:B:84:GLN:CA	17	0.15
(1,36)	1:A:101:GLY:HA2	2:B:84:GLN:CB	17	0.15
(1,36)	1:A:101:GLY:HA2	2:B:84:GLN:CD	17	0.15
(1,36)	1:A:101:GLY:HA2	2:B:84:GLN:CG	17	0.15
(1,36)	1:A:101:GLY:HA2	2:B:84:GLN:H	17	0.15
(1,36)	1:A:101:GLY:HA2	2:B:84:GLN:HA	17	0.15
(1,36)	1:A:101:GLY:HA2	2:B:84:GLN:HB2	17	0.15
(1,36)	1:A:101:GLY:HA2	2:B:84:GLN:HB3	17	0.15
(1,36)	1:A:101:GLY:HA2	2:B:84:GLN:HE21	17	0.15
(1,36)	1:A:101:GLY:HA2	2:B:84:GLN:HE22	17	0.15
(1,36)	1:A:101:GLY:HA2	2:B:84:GLN:HG2	17	0.15
(1,36)	1:A:101:GLY:HA2	2:B:84:GLN:HG3	17	0.15
(1,36)	1:A:101:GLY:HA2	2:B:84:GLN:N	17	0.15
(1,36)	1:A:101:GLY:HA2	2:B:84:GLN:NE2	17	0.15
(1,36)	1:A:101:GLY:HA2	2:B:84:GLN:O	17	0.15
(1,36)	1:A:101:GLY:HA2	2:B:84:GLN:OE1	17	0.15
(1,36)	1:A:101:GLY:HA2	2:B:97:THR:C	17	0.15
(1,36)	1:A:101:GLY:HA2	2:B:97:THR:CA	17	0.15
(1,36)	1:A:101:GLY:HA2	2:B:97:THR:CB	17	0.15
(1,36)	1:A:101:GLY:HA2	2:B:97:THR:CG2	17	0.15

*Continued on next page...*

*Continued from previous page...*

Key	Atom-1	Atom-2	Model ID	Violation (Å)
(1,36)	1:A:101:GLY:HA2	2:B:97:THR:H	17	0.15
(1,36)	1:A:101:GLY:HA2	2:B:97:THR:HA	17	0.15
(1,36)	1:A:101:GLY:HA2	2:B:97:THR:HB	17	0.15
(1,36)	1:A:101:GLY:HA2	2:B:97:THR:HG1	17	0.15
(1,36)	1:A:101:GLY:HA2	2:B:97:THR:HG21	17	0.15
(1,36)	1:A:101:GLY:HA2	2:B:97:THR:HG22	17	0.15
(1,36)	1:A:101:GLY:HA2	2:B:97:THR:HG23	17	0.15
(1,36)	1:A:101:GLY:HA2	2:B:97:THR:N	17	0.15
(1,36)	1:A:101:GLY:HA2	2:B:97:THR:O	17	0.15
(1,36)	1:A:101:GLY:HA2	2:B:97:THR:OG1	17	0.15
(1,36)	1:A:101:GLY:HA2	2:B:99:HIS:C	17	0.15
(1,36)	1:A:101:GLY:HA2	2:B:99:HIS:CA	17	0.15
(1,36)	1:A:101:GLY:HA2	2:B:99:HIS:CB	17	0.15
(1,36)	1:A:101:GLY:HA2	2:B:99:HIS:CD2	17	0.15
(1,36)	1:A:101:GLY:HA2	2:B:99:HIS:CE1	17	0.15
(1,36)	1:A:101:GLY:HA2	2:B:99:HIS:CG	17	0.15
(1,36)	1:A:101:GLY:HA2	2:B:99:HIS:H	17	0.15
(1,36)	1:A:101:GLY:HA2	2:B:99:HIS:HA	17	0.15
(1,36)	1:A:101:GLY:HA2	2:B:99:HIS:HB2	17	0.15
(1,36)	1:A:101:GLY:HA2	2:B:99:HIS:HB3	17	0.15
(1,36)	1:A:101:GLY:HA2	2:B:99:HIS:HD1	17	0.15
(1,36)	1:A:101:GLY:HA2	2:B:99:HIS:HD2	17	0.15
(1,36)	1:A:101:GLY:HA2	2:B:99:HIS:HE1	17	0.15
(1,36)	1:A:101:GLY:HA2	2:B:99:HIS:HE2	17	0.15
(1,36)	1:A:101:GLY:HA2	2:B:99:HIS:N	17	0.15
(1,36)	1:A:101:GLY:HA2	2:B:99:HIS:ND1	17	0.15
(1,36)	1:A:101:GLY:HA2	2:B:99:HIS:NE2	17	0.15
(1,36)	1:A:101:GLY:HA2	2:B:99:HIS:O	17	0.15
(1,36)	1:A:101:GLY:HA2	2:B:101:VAL:C	17	0.15
(1,36)	1:A:101:GLY:HA2	2:B:101:VAL:CA	17	0.15
(1,36)	1:A:101:GLY:HA2	2:B:101:VAL:CB	17	0.15
(1,36)	1:A:101:GLY:HA2	2:B:101:VAL:CG1	17	0.15
(1,36)	1:A:101:GLY:HA2	2:B:101:VAL:CG2	17	0.15
(1,36)	1:A:101:GLY:HA2	2:B:101:VAL:H	17	0.15
(1,36)	1:A:101:GLY:HA2	2:B:101:VAL:HA	17	0.15
(1,36)	1:A:101:GLY:HA2	2:B:101:VAL:HB	17	0.15
(1,36)	1:A:101:GLY:HA2	2:B:101:VAL:HG11	17	0.15
(1,36)	1:A:101:GLY:HA2	2:B:101:VAL:HG12	17	0.15
(1,36)	1:A:101:GLY:HA2	2:B:101:VAL:HG13	17	0.15
(1,36)	1:A:101:GLY:HA2	2:B:101:VAL:HG21	17	0.15
(1,36)	1:A:101:GLY:HA2	2:B:101:VAL:HG22	17	0.15
(1,36)	1:A:101:GLY:HA2	2:B:101:VAL:HG23	17	0.15

*Continued on next page...*

*Continued from previous page...*

Key	Atom-1	Atom-2	Model ID	Violation (Å)
(1,36)	1:A:101:GLY:HA2	2:B:101:VAL:N	17	0.15
(1,36)	1:A:101:GLY:HA2	2:B:101:VAL:O	17	0.15
(1,36)	1:A:101:GLY:HA3	2:B:75:ILE:C	17	0.15
(1,36)	1:A:101:GLY:HA3	2:B:75:ILE:CA	17	0.15
(1,36)	1:A:101:GLY:HA3	2:B:75:ILE:CB	17	0.15
(1,36)	1:A:101:GLY:HA3	2:B:75:ILE:CD1	17	0.15
(1,36)	1:A:101:GLY:HA3	2:B:75:ILE:CG1	17	0.15
(1,36)	1:A:101:GLY:HA3	2:B:75:ILE:CG2	17	0.15
(1,36)	1:A:101:GLY:HA3	2:B:75:ILE:H	17	0.15
(1,36)	1:A:101:GLY:HA3	2:B:75:ILE:HA	17	0.15
(1,36)	1:A:101:GLY:HA3	2:B:75:ILE:HB	17	0.15
(1,36)	1:A:101:GLY:HA3	2:B:75:ILE:HD11	17	0.15
(1,36)	1:A:101:GLY:HA3	2:B:75:ILE:HD12	17	0.15
(1,36)	1:A:101:GLY:HA3	2:B:75:ILE:HD13	17	0.15
(1,36)	1:A:101:GLY:HA3	2:B:75:ILE:HG12	17	0.15
(1,36)	1:A:101:GLY:HA3	2:B:75:ILE:HG13	17	0.15
(1,36)	1:A:101:GLY:HA3	2:B:75:ILE:HG21	17	0.15
(1,36)	1:A:101:GLY:HA3	2:B:75:ILE:HG22	17	0.15
(1,36)	1:A:101:GLY:HA3	2:B:75:ILE:HG23	17	0.15
(1,36)	1:A:101:GLY:HA3	2:B:75:ILE:N	17	0.15
(1,36)	1:A:101:GLY:HA3	2:B:75:ILE:O	17	0.15
(1,36)	1:A:101:GLY:HA3	2:B:77:ALA:C	17	0.15
(1,36)	1:A:101:GLY:HA3	2:B:77:ALA:CA	17	0.15
(1,36)	1:A:101:GLY:HA3	2:B:77:ALA:CB	17	0.15
(1,36)	1:A:101:GLY:HA3	2:B:77:ALA:H	17	0.15
(1,36)	1:A:101:GLY:HA3	2:B:77:ALA:HA	17	0.15
(1,36)	1:A:101:GLY:HA3	2:B:77:ALA:HB1	17	0.15
(1,36)	1:A:101:GLY:HA3	2:B:77:ALA:HB2	17	0.15
(1,36)	1:A:101:GLY:HA3	2:B:77:ALA:HB3	17	0.15
(1,36)	1:A:101:GLY:HA3	2:B:77:ALA:N	17	0.15
(1,36)	1:A:101:GLY:HA3	2:B:77:ALA:O	17	0.15
(1,36)	1:A:101:GLY:HA3	2:B:78:GLY:C	17	0.15
(1,36)	1:A:101:GLY:HA3	2:B:78:GLY:CA	17	0.15
(1,36)	1:A:101:GLY:HA3	2:B:78:GLY:H	17	0.15
(1,36)	1:A:101:GLY:HA3	2:B:78:GLY:HA2	17	0.15
(1,36)	1:A:101:GLY:HA3	2:B:78:GLY:HA3	17	0.15
(1,36)	1:A:101:GLY:HA3	2:B:78:GLY:N	17	0.15
(1,36)	1:A:101:GLY:HA3	2:B:78:GLY:O	17	0.15
(1,36)	1:A:101:GLY:HA3	2:B:79:LYS:C	17	0.15
(1,36)	1:A:101:GLY:HA3	2:B:79:LYS:CA	17	0.15
(1,36)	1:A:101:GLY:HA3	2:B:79:LYS:CB	17	0.15
(1,36)	1:A:101:GLY:HA3	2:B:79:LYS:CD	17	0.15

*Continued on next page...*

*Continued from previous page...*

Key	Atom-1	Atom-2	Model ID	Violation (Å)
(1,36)	1:A:101:GLY:HA3	2:B:79:LYS:CE	17	0.15
(1,36)	1:A:101:GLY:HA3	2:B:79:LYS:CG	17	0.15
(1,36)	1:A:101:GLY:HA3	2:B:79:LYS:H	17	0.15
(1,36)	1:A:101:GLY:HA3	2:B:79:LYS:HA	17	0.15
(1,36)	1:A:101:GLY:HA3	2:B:79:LYS:HB2	17	0.15
(1,36)	1:A:101:GLY:HA3	2:B:79:LYS:HB3	17	0.15
(1,36)	1:A:101:GLY:HA3	2:B:79:LYS:HD2	17	0.15
(1,36)	1:A:101:GLY:HA3	2:B:79:LYS:HD3	17	0.15
(1,36)	1:A:101:GLY:HA3	2:B:79:LYS:HE2	17	0.15
(1,36)	1:A:101:GLY:HA3	2:B:79:LYS:HE3	17	0.15
(1,36)	1:A:101:GLY:HA3	2:B:79:LYS:HG2	17	0.15
(1,36)	1:A:101:GLY:HA3	2:B:79:LYS:HG3	17	0.15
(1,36)	1:A:101:GLY:HA3	2:B:79:LYS:HZ1	17	0.15
(1,36)	1:A:101:GLY:HA3	2:B:79:LYS:HZ2	17	0.15
(1,36)	1:A:101:GLY:HA3	2:B:79:LYS:HZ3	17	0.15
(1,36)	1:A:101:GLY:HA3	2:B:79:LYS:N	17	0.15
(1,36)	1:A:101:GLY:HA3	2:B:79:LYS:NZ	17	0.15
(1,36)	1:A:101:GLY:HA3	2:B:79:LYS:O	17	0.15
(1,36)	1:A:101:GLY:HA3	2:B:80:ILE:C	17	0.15
(1,36)	1:A:101:GLY:HA3	2:B:80:ILE:CA	17	0.15
(1,36)	1:A:101:GLY:HA3	2:B:80:ILE:CB	17	0.15
(1,36)	1:A:101:GLY:HA3	2:B:80:ILE:CD1	17	0.15
(1,36)	1:A:101:GLY:HA3	2:B:80:ILE:CG1	17	0.15
(1,36)	1:A:101:GLY:HA3	2:B:80:ILE:CG2	17	0.15
(1,36)	1:A:101:GLY:HA3	2:B:80:ILE:H	17	0.15
(1,36)	1:A:101:GLY:HA3	2:B:80:ILE:HA	17	0.15
(1,36)	1:A:101:GLY:HA3	2:B:80:ILE:HB	17	0.15
(1,36)	1:A:101:GLY:HA3	2:B:80:ILE:HD11	17	0.15
(1,36)	1:A:101:GLY:HA3	2:B:80:ILE:HD12	17	0.15
(1,36)	1:A:101:GLY:HA3	2:B:80:ILE:HD13	17	0.15
(1,36)	1:A:101:GLY:HA3	2:B:80:ILE:HG12	17	0.15
(1,36)	1:A:101:GLY:HA3	2:B:80:ILE:HG13	17	0.15
(1,36)	1:A:101:GLY:HA3	2:B:80:ILE:HG21	17	0.15
(1,36)	1:A:101:GLY:HA3	2:B:80:ILE:HG22	17	0.15
(1,36)	1:A:101:GLY:HA3	2:B:80:ILE:HG23	17	0.15
(1,36)	1:A:101:GLY:HA3	2:B:80:ILE:N	17	0.15
(1,36)	1:A:101:GLY:HA3	2:B:80:ILE:O	17	0.15
(1,36)	1:A:101:GLY:HA3	2:B:84:GLN:C	17	0.15
(1,36)	1:A:101:GLY:HA3	2:B:84:GLN:CA	17	0.15
(1,36)	1:A:101:GLY:HA3	2:B:84:GLN:CB	17	0.15
(1,36)	1:A:101:GLY:HA3	2:B:84:GLN:CD	17	0.15
(1,36)	1:A:101:GLY:HA3	2:B:84:GLN:CG	17	0.15

*Continued on next page...*

*Continued from previous page...*

Key	Atom-1	Atom-2	Model ID	Violation (Å)
(1,36)	1:A:101:GLY:HA3	2:B:84:GLN:H	17	0.15
(1,36)	1:A:101:GLY:HA3	2:B:84:GLN:HA	17	0.15
(1,36)	1:A:101:GLY:HA3	2:B:84:GLN:HB2	17	0.15
(1,36)	1:A:101:GLY:HA3	2:B:84:GLN:HB3	17	0.15
(1,36)	1:A:101:GLY:HA3	2:B:84:GLN:HE21	17	0.15
(1,36)	1:A:101:GLY:HA3	2:B:84:GLN:HE22	17	0.15
(1,36)	1:A:101:GLY:HA3	2:B:84:GLN:HG2	17	0.15
(1,36)	1:A:101:GLY:HA3	2:B:84:GLN:HG3	17	0.15
(1,36)	1:A:101:GLY:HA3	2:B:84:GLN:N	17	0.15
(1,36)	1:A:101:GLY:HA3	2:B:84:GLN:NE2	17	0.15
(1,36)	1:A:101:GLY:HA3	2:B:84:GLN:O	17	0.15
(1,36)	1:A:101:GLY:HA3	2:B:84:GLN:OE1	17	0.15
(1,36)	1:A:101:GLY:HA3	2:B:97:THR:C	17	0.15
(1,36)	1:A:101:GLY:HA3	2:B:97:THR:CA	17	0.15
(1,36)	1:A:101:GLY:HA3	2:B:97:THR:CB	17	0.15
(1,36)	1:A:101:GLY:HA3	2:B:97:THR:CG2	17	0.15
(1,36)	1:A:101:GLY:HA3	2:B:97:THR:H	17	0.15
(1,36)	1:A:101:GLY:HA3	2:B:97:THR:HA	17	0.15
(1,36)	1:A:101:GLY:HA3	2:B:97:THR:HB	17	0.15
(1,36)	1:A:101:GLY:HA3	2:B:97:THR:HG1	17	0.15
(1,36)	1:A:101:GLY:HA3	2:B:97:THR:HG21	17	0.15
(1,36)	1:A:101:GLY:HA3	2:B:97:THR:HG22	17	0.15
(1,36)	1:A:101:GLY:HA3	2:B:97:THR:HG23	17	0.15
(1,36)	1:A:101:GLY:HA3	2:B:97:THR:N	17	0.15
(1,36)	1:A:101:GLY:HA3	2:B:97:THR:O	17	0.15
(1,36)	1:A:101:GLY:HA3	2:B:97:THR:OG1	17	0.15
(1,36)	1:A:101:GLY:HA3	2:B:99:HIS:C	17	0.15
(1,36)	1:A:101:GLY:HA3	2:B:99:HIS:CA	17	0.15
(1,36)	1:A:101:GLY:HA3	2:B:99:HIS:CB	17	0.15
(1,36)	1:A:101:GLY:HA3	2:B:99:HIS:CD2	17	0.15
(1,36)	1:A:101:GLY:HA3	2:B:99:HIS:CE1	17	0.15
(1,36)	1:A:101:GLY:HA3	2:B:99:HIS:CG	17	0.15
(1,36)	1:A:101:GLY:HA3	2:B:99:HIS:H	17	0.15
(1,36)	1:A:101:GLY:HA3	2:B:99:HIS:HA	17	0.15
(1,36)	1:A:101:GLY:HA3	2:B:99:HIS:HB2	17	0.15
(1,36)	1:A:101:GLY:HA3	2:B:99:HIS:HB3	17	0.15
(1,36)	1:A:101:GLY:HA3	2:B:99:HIS:HD1	17	0.15
(1,36)	1:A:101:GLY:HA3	2:B:99:HIS:HD2	17	0.15
(1,36)	1:A:101:GLY:HA3	2:B:99:HIS:HE1	17	0.15
(1,36)	1:A:101:GLY:HA3	2:B:99:HIS:HE2	17	0.15
(1,36)	1:A:101:GLY:HA3	2:B:99:HIS:N	17	0.15
(1,36)	1:A:101:GLY:HA3	2:B:99:HIS:ND1	17	0.15

*Continued on next page...*

*Continued from previous page...*

Key	Atom-1	Atom-2	Model ID	Violation (Å)
(1,36)	1:A:101:GLY:HA3	2:B:99:HIS:NE2	17	0.15
(1,36)	1:A:101:GLY:HA3	2:B:99:HIS:O	17	0.15
(1,36)	1:A:101:GLY:HA3	2:B:101:VAL:C	17	0.15
(1,36)	1:A:101:GLY:HA3	2:B:101:VAL:CA	17	0.15
(1,36)	1:A:101:GLY:HA3	2:B:101:VAL:CB	17	0.15
(1,36)	1:A:101:GLY:HA3	2:B:101:VAL:CG1	17	0.15
(1,36)	1:A:101:GLY:HA3	2:B:101:VAL:CG2	17	0.15
(1,36)	1:A:101:GLY:HA3	2:B:101:VAL:H	17	0.15
(1,36)	1:A:101:GLY:HA3	2:B:101:VAL:HA	17	0.15
(1,36)	1:A:101:GLY:HA3	2:B:101:VAL:HB	17	0.15
(1,36)	1:A:101:GLY:HA3	2:B:101:VAL:HG11	17	0.15
(1,36)	1:A:101:GLY:HA3	2:B:101:VAL:HG12	17	0.15
(1,36)	1:A:101:GLY:HA3	2:B:101:VAL:HG13	17	0.15
(1,36)	1:A:101:GLY:HA3	2:B:101:VAL:HG21	17	0.15
(1,36)	1:A:101:GLY:HA3	2:B:101:VAL:HG22	17	0.15
(1,36)	1:A:101:GLY:HA3	2:B:101:VAL:HG23	17	0.15
(1,36)	1:A:101:GLY:HA3	2:B:101:VAL:N	17	0.15
(1,36)	1:A:101:GLY:HA3	2:B:101:VAL:O	17	0.15
(1,36)	1:A:101:GLY:N	2:B:75:ILE:C	17	0.15
(1,36)	1:A:101:GLY:N	2:B:75:ILE:CA	17	0.15
(1,36)	1:A:101:GLY:N	2:B:75:ILE:CB	17	0.15
(1,36)	1:A:101:GLY:N	2:B:75:ILE:CD1	17	0.15
(1,36)	1:A:101:GLY:N	2:B:75:ILE:CG1	17	0.15
(1,36)	1:A:101:GLY:N	2:B:75:ILE:CG2	17	0.15
(1,36)	1:A:101:GLY:N	2:B:75:ILE:H	17	0.15
(1,36)	1:A:101:GLY:N	2:B:75:ILE:HA	17	0.15
(1,36)	1:A:101:GLY:N	2:B:75:ILE:HB	17	0.15
(1,36)	1:A:101:GLY:N	2:B:75:ILE:HD11	17	0.15
(1,36)	1:A:101:GLY:N	2:B:75:ILE:HD12	17	0.15
(1,36)	1:A:101:GLY:N	2:B:75:ILE:HD13	17	0.15
(1,36)	1:A:101:GLY:N	2:B:75:ILE:HG12	17	0.15
(1,36)	1:A:101:GLY:N	2:B:75:ILE:HG13	17	0.15
(1,36)	1:A:101:GLY:N	2:B:75:ILE:HG21	17	0.15
(1,36)	1:A:101:GLY:N	2:B:75:ILE:HG22	17	0.15
(1,36)	1:A:101:GLY:N	2:B:75:ILE:HG23	17	0.15
(1,36)	1:A:101:GLY:N	2:B:75:ILE:N	17	0.15
(1,36)	1:A:101:GLY:N	2:B:75:ILE:O	17	0.15
(1,36)	1:A:101:GLY:N	2:B:77:ALA:C	17	0.15
(1,36)	1:A:101:GLY:N	2:B:77:ALA:CA	17	0.15
(1,36)	1:A:101:GLY:N	2:B:77:ALA:CB	17	0.15
(1,36)	1:A:101:GLY:N	2:B:77:ALA:H	17	0.15
(1,36)	1:A:101:GLY:N	2:B:77:ALA:HA	17	0.15

*Continued on next page...*

*Continued from previous page...*

Key	Atom-1	Atom-2	Model ID	Violation (Å)
(1,36)	1:A:101:GLY:N	2:B:77:ALA:HB1	17	0.15
(1,36)	1:A:101:GLY:N	2:B:77:ALA:HB2	17	0.15
(1,36)	1:A:101:GLY:N	2:B:77:ALA:HB3	17	0.15
(1,36)	1:A:101:GLY:N	2:B:77:ALA:N	17	0.15
(1,36)	1:A:101:GLY:N	2:B:77:ALA:O	17	0.15
(1,36)	1:A:101:GLY:N	2:B:78:GLY:C	17	0.15
(1,36)	1:A:101:GLY:N	2:B:78:GLY:CA	17	0.15
(1,36)	1:A:101:GLY:N	2:B:78:GLY:H	17	0.15
(1,36)	1:A:101:GLY:N	2:B:78:GLY:HA2	17	0.15
(1,36)	1:A:101:GLY:N	2:B:78:GLY:HA3	17	0.15
(1,36)	1:A:101:GLY:N	2:B:78:GLY:N	17	0.15
(1,36)	1:A:101:GLY:N	2:B:78:GLY:O	17	0.15
(1,36)	1:A:101:GLY:N	2:B:79:LYS:C	17	0.15
(1,36)	1:A:101:GLY:N	2:B:79:LYS:CA	17	0.15
(1,36)	1:A:101:GLY:N	2:B:79:LYS:CB	17	0.15
(1,36)	1:A:101:GLY:N	2:B:79:LYS:CD	17	0.15
(1,36)	1:A:101:GLY:N	2:B:79:LYS:CE	17	0.15
(1,36)	1:A:101:GLY:N	2:B:79:LYS:CG	17	0.15
(1,36)	1:A:101:GLY:N	2:B:79:LYS:H	17	0.15
(1,36)	1:A:101:GLY:N	2:B:79:LYS:HA	17	0.15
(1,36)	1:A:101:GLY:N	2:B:79:LYS:HB2	17	0.15
(1,36)	1:A:101:GLY:N	2:B:79:LYS:HB3	17	0.15
(1,36)	1:A:101:GLY:N	2:B:79:LYS:HD2	17	0.15
(1,36)	1:A:101:GLY:N	2:B:79:LYS:HD3	17	0.15
(1,36)	1:A:101:GLY:N	2:B:79:LYS:HE2	17	0.15
(1,36)	1:A:101:GLY:N	2:B:79:LYS:HE3	17	0.15
(1,36)	1:A:101:GLY:N	2:B:79:LYS:HG2	17	0.15
(1,36)	1:A:101:GLY:N	2:B:79:LYS:HG3	17	0.15
(1,36)	1:A:101:GLY:N	2:B:79:LYS:HZ1	17	0.15
(1,36)	1:A:101:GLY:N	2:B:79:LYS:HZ2	17	0.15
(1,36)	1:A:101:GLY:N	2:B:79:LYS:HZ3	17	0.15
(1,36)	1:A:101:GLY:N	2:B:79:LYS:N	17	0.15
(1,36)	1:A:101:GLY:N	2:B:79:LYS:NZ	17	0.15
(1,36)	1:A:101:GLY:N	2:B:79:LYS:O	17	0.15
(1,36)	1:A:101:GLY:N	2:B:80:ILE:C	17	0.15
(1,36)	1:A:101:GLY:N	2:B:80:ILE:CA	17	0.15
(1,36)	1:A:101:GLY:N	2:B:80:ILE:CB	17	0.15
(1,36)	1:A:101:GLY:N	2:B:80:ILE:CD1	17	0.15
(1,36)	1:A:101:GLY:N	2:B:80:ILE:CG1	17	0.15
(1,36)	1:A:101:GLY:N	2:B:80:ILE:CG2	17	0.15
(1,36)	1:A:101:GLY:N	2:B:80:ILE:H	17	0.15
(1,36)	1:A:101:GLY:N	2:B:80:ILE:HA	17	0.15

*Continued on next page...*



*Continued from previous page...*

Key	Atom-1	Atom-2	Model ID	Violation (Å)
(1,36)	1:A:101:GLY:N	2:B:80:ILE:HB	17	0.15
(1,36)	1:A:101:GLY:N	2:B:80:ILE:HD11	17	0.15
(1,36)	1:A:101:GLY:N	2:B:80:ILE:HD12	17	0.15
(1,36)	1:A:101:GLY:N	2:B:80:ILE:HD13	17	0.15
(1,36)	1:A:101:GLY:N	2:B:80:ILE:HG12	17	0.15
(1,36)	1:A:101:GLY:N	2:B:80:ILE:HG13	17	0.15
(1,36)	1:A:101:GLY:N	2:B:80:ILE:HG21	17	0.15
(1,36)	1:A:101:GLY:N	2:B:80:ILE:HG22	17	0.15
(1,36)	1:A:101:GLY:N	2:B:80:ILE:HG23	17	0.15
(1,36)	1:A:101:GLY:N	2:B:80:ILE:N	17	0.15
(1,36)	1:A:101:GLY:N	2:B:80:ILE:O	17	0.15
(1,36)	1:A:101:GLY:N	2:B:84:GLN:C	17	0.15
(1,36)	1:A:101:GLY:N	2:B:84:GLN:CA	17	0.15
(1,36)	1:A:101:GLY:N	2:B:84:GLN:CB	17	0.15
(1,36)	1:A:101:GLY:N	2:B:84:GLN:CD	17	0.15
(1,36)	1:A:101:GLY:N	2:B:84:GLN:CG	17	0.15
(1,36)	1:A:101:GLY:N	2:B:84:GLN:H	17	0.15
(1,36)	1:A:101:GLY:N	2:B:84:GLN:HA	17	0.15
(1,36)	1:A:101:GLY:N	2:B:84:GLN:HB2	17	0.15
(1,36)	1:A:101:GLY:N	2:B:84:GLN:HB3	17	0.15
(1,36)	1:A:101:GLY:N	2:B:84:GLN:HE21	17	0.15
(1,36)	1:A:101:GLY:N	2:B:84:GLN:HE22	17	0.15
(1,36)	1:A:101:GLY:N	2:B:84:GLN:HG2	17	0.15
(1,36)	1:A:101:GLY:N	2:B:84:GLN:HG3	17	0.15
(1,36)	1:A:101:GLY:N	2:B:84:GLN:N	17	0.15
(1,36)	1:A:101:GLY:N	2:B:84:GLN:NE2	17	0.15
(1,36)	1:A:101:GLY:N	2:B:84:GLN:O	17	0.15
(1,36)	1:A:101:GLY:N	2:B:84:GLN:OE1	17	0.15
(1,36)	1:A:101:GLY:N	2:B:97:THR:C	17	0.15
(1,36)	1:A:101:GLY:N	2:B:97:THR:CA	17	0.15
(1,36)	1:A:101:GLY:N	2:B:97:THR:CB	17	0.15
(1,36)	1:A:101:GLY:N	2:B:97:THR:CG2	17	0.15
(1,36)	1:A:101:GLY:N	2:B:97:THR:H	17	0.15
(1,36)	1:A:101:GLY:N	2:B:97:THR:HA	17	0.15
(1,36)	1:A:101:GLY:N	2:B:97:THR:HB	17	0.15
(1,36)	1:A:101:GLY:N	2:B:97:THR:HG1	17	0.15
(1,36)	1:A:101:GLY:N	2:B:97:THR:HG21	17	0.15
(1,36)	1:A:101:GLY:N	2:B:97:THR:HG22	17	0.15
(1,36)	1:A:101:GLY:N	2:B:97:THR:HG23	17	0.15
(1,36)	1:A:101:GLY:N	2:B:97:THR:N	17	0.15
(1,36)	1:A:101:GLY:N	2:B:97:THR:O	17	0.15
(1,36)	1:A:101:GLY:N	2:B:97:THR:OG1	17	0.15

*Continued on next page...*

*Continued from previous page...*

Key	Atom-1	Atom-2	Model ID	Violation (Å)
(1,36)	1:A:101:GLY:N	2:B:99:HIS:C	17	0.15
(1,36)	1:A:101:GLY:N	2:B:99:HIS:CA	17	0.15
(1,36)	1:A:101:GLY:N	2:B:99:HIS:CB	17	0.15
(1,36)	1:A:101:GLY:N	2:B:99:HIS:CD2	17	0.15
(1,36)	1:A:101:GLY:N	2:B:99:HIS:CE1	17	0.15
(1,36)	1:A:101:GLY:N	2:B:99:HIS:CG	17	0.15
(1,36)	1:A:101:GLY:N	2:B:99:HIS:H	17	0.15
(1,36)	1:A:101:GLY:N	2:B:99:HIS:HA	17	0.15
(1,36)	1:A:101:GLY:N	2:B:99:HIS:HB2	17	0.15
(1,36)	1:A:101:GLY:N	2:B:99:HIS:HB3	17	0.15
(1,36)	1:A:101:GLY:N	2:B:99:HIS:HD1	17	0.15
(1,36)	1:A:101:GLY:N	2:B:99:HIS:HD2	17	0.15
(1,36)	1:A:101:GLY:N	2:B:99:HIS:HE1	17	0.15
(1,36)	1:A:101:GLY:N	2:B:99:HIS:HE2	17	0.15
(1,36)	1:A:101:GLY:N	2:B:99:HIS:N	17	0.15
(1,36)	1:A:101:GLY:N	2:B:99:HIS:ND1	17	0.15
(1,36)	1:A:101:GLY:N	2:B:99:HIS:NE2	17	0.15
(1,36)	1:A:101:GLY:N	2:B:99:HIS:O	17	0.15
(1,36)	1:A:101:GLY:N	2:B:101:VAL:C	17	0.15
(1,36)	1:A:101:GLY:N	2:B:101:VAL:CA	17	0.15
(1,36)	1:A:101:GLY:N	2:B:101:VAL:CB	17	0.15
(1,36)	1:A:101:GLY:N	2:B:101:VAL:CG1	17	0.15
(1,36)	1:A:101:GLY:N	2:B:101:VAL:CG2	17	0.15
(1,36)	1:A:101:GLY:N	2:B:101:VAL:H	17	0.15
(1,36)	1:A:101:GLY:N	2:B:101:VAL:HA	17	0.15
(1,36)	1:A:101:GLY:N	2:B:101:VAL:HB	17	0.15
(1,36)	1:A:101:GLY:N	2:B:101:VAL:HG11	17	0.15
(1,36)	1:A:101:GLY:N	2:B:101:VAL:HG12	17	0.15
(1,36)	1:A:101:GLY:N	2:B:101:VAL:HG13	17	0.15
(1,36)	1:A:101:GLY:N	2:B:101:VAL:HG21	17	0.15
(1,36)	1:A:101:GLY:N	2:B:101:VAL:HG22	17	0.15
(1,36)	1:A:101:GLY:N	2:B:101:VAL:HG23	17	0.15
(1,36)	1:A:101:GLY:N	2:B:101:VAL:N	17	0.15
(1,36)	1:A:101:GLY:N	2:B:101:VAL:O	17	0.15
(1,36)	1:A:101:GLY:O	2:B:75:ILE:C	17	0.15
(1,36)	1:A:101:GLY:O	2:B:75:ILE:CA	17	0.15
(1,36)	1:A:101:GLY:O	2:B:75:ILE:CB	17	0.15
(1,36)	1:A:101:GLY:O	2:B:75:ILE:CD1	17	0.15
(1,36)	1:A:101:GLY:O	2:B:75:ILE:CG1	17	0.15
(1,36)	1:A:101:GLY:O	2:B:75:ILE:CG2	17	0.15
(1,36)	1:A:101:GLY:O	2:B:75:ILE:H	17	0.15
(1,36)	1:A:101:GLY:O	2:B:75:ILE:HA	17	0.15

*Continued on next page...*

*Continued from previous page...*

Key	Atom-1	Atom-2	Model ID	Violation (Å)
(1,36)	1:A:101:GLY:O	2:B:75:ILE:HB	17	0.15
(1,36)	1:A:101:GLY:O	2:B:75:ILE:HD11	17	0.15
(1,36)	1:A:101:GLY:O	2:B:75:ILE:HD12	17	0.15
(1,36)	1:A:101:GLY:O	2:B:75:ILE:HD13	17	0.15
(1,36)	1:A:101:GLY:O	2:B:75:ILE:HG12	17	0.15
(1,36)	1:A:101:GLY:O	2:B:75:ILE:HG13	17	0.15
(1,36)	1:A:101:GLY:O	2:B:75:ILE:HG21	17	0.15
(1,36)	1:A:101:GLY:O	2:B:75:ILE:HG22	17	0.15
(1,36)	1:A:101:GLY:O	2:B:75:ILE:HG23	17	0.15
(1,36)	1:A:101:GLY:O	2:B:75:ILE:N	17	0.15
(1,36)	1:A:101:GLY:O	2:B:75:ILE:O	17	0.15
(1,36)	1:A:101:GLY:O	2:B:77:ALA:C	17	0.15
(1,36)	1:A:101:GLY:O	2:B:77:ALA:CA	17	0.15
(1,36)	1:A:101:GLY:O	2:B:77:ALA:CB	17	0.15
(1,36)	1:A:101:GLY:O	2:B:77:ALA:H	17	0.15
(1,36)	1:A:101:GLY:O	2:B:77:ALA:HA	17	0.15
(1,36)	1:A:101:GLY:O	2:B:77:ALA:HB1	17	0.15
(1,36)	1:A:101:GLY:O	2:B:77:ALA:HB2	17	0.15
(1,36)	1:A:101:GLY:O	2:B:77:ALA:HB3	17	0.15
(1,36)	1:A:101:GLY:O	2:B:77:ALA:N	17	0.15
(1,36)	1:A:101:GLY:O	2:B:77:ALA:O	17	0.15
(1,36)	1:A:101:GLY:O	2:B:78:GLY:C	17	0.15
(1,36)	1:A:101:GLY:O	2:B:78:GLY:CA	17	0.15
(1,36)	1:A:101:GLY:O	2:B:78:GLY:H	17	0.15
(1,36)	1:A:101:GLY:O	2:B:78:GLY:HA2	17	0.15
(1,36)	1:A:101:GLY:O	2:B:78:GLY:HA3	17	0.15
(1,36)	1:A:101:GLY:O	2:B:78:GLY:N	17	0.15
(1,36)	1:A:101:GLY:O	2:B:78:GLY:O	17	0.15
(1,36)	1:A:101:GLY:O	2:B:79:LYS:C	17	0.15
(1,36)	1:A:101:GLY:O	2:B:79:LYS:CA	17	0.15
(1,36)	1:A:101:GLY:O	2:B:79:LYS:CB	17	0.15
(1,36)	1:A:101:GLY:O	2:B:79:LYS:CD	17	0.15
(1,36)	1:A:101:GLY:O	2:B:79:LYS:CE	17	0.15
(1,36)	1:A:101:GLY:O	2:B:79:LYS:CG	17	0.15
(1,36)	1:A:101:GLY:O	2:B:79:LYS:H	17	0.15
(1,36)	1:A:101:GLY:O	2:B:79:LYS:HA	17	0.15
(1,36)	1:A:101:GLY:O	2:B:79:LYS:HB2	17	0.15
(1,36)	1:A:101:GLY:O	2:B:79:LYS:HB3	17	0.15
(1,36)	1:A:101:GLY:O	2:B:79:LYS:HD2	17	0.15
(1,36)	1:A:101:GLY:O	2:B:79:LYS:HD3	17	0.15
(1,36)	1:A:101:GLY:O	2:B:79:LYS:HE2	17	0.15
(1,36)	1:A:101:GLY:O	2:B:79:LYS:HE3	17	0.15

*Continued on next page...*

*Continued from previous page...*

Key	Atom-1	Atom-2	Model ID	Violation (Å)
(1,36)	1:A:101:GLY:O	2:B:79:LYS:HG2	17	0.15
(1,36)	1:A:101:GLY:O	2:B:79:LYS:HG3	17	0.15
(1,36)	1:A:101:GLY:O	2:B:79:LYS:HZ1	17	0.15
(1,36)	1:A:101:GLY:O	2:B:79:LYS:HZ2	17	0.15
(1,36)	1:A:101:GLY:O	2:B:79:LYS:HZ3	17	0.15
(1,36)	1:A:101:GLY:O	2:B:79:LYS:N	17	0.15
(1,36)	1:A:101:GLY:O	2:B:79:LYS:NZ	17	0.15
(1,36)	1:A:101:GLY:O	2:B:79:LYS:O	17	0.15
(1,36)	1:A:101:GLY:O	2:B:80:ILE:C	17	0.15
(1,36)	1:A:101:GLY:O	2:B:80:ILE:CA	17	0.15
(1,36)	1:A:101:GLY:O	2:B:80:ILE:CB	17	0.15
(1,36)	1:A:101:GLY:O	2:B:80:ILE:CD1	17	0.15
(1,36)	1:A:101:GLY:O	2:B:80:ILE:CG1	17	0.15
(1,36)	1:A:101:GLY:O	2:B:80:ILE:CG2	17	0.15
(1,36)	1:A:101:GLY:O	2:B:80:ILE:H	17	0.15
(1,36)	1:A:101:GLY:O	2:B:80:ILE:HA	17	0.15
(1,36)	1:A:101:GLY:O	2:B:80:ILE:HB	17	0.15
(1,36)	1:A:101:GLY:O	2:B:80:ILE:HD11	17	0.15
(1,36)	1:A:101:GLY:O	2:B:80:ILE:HD12	17	0.15
(1,36)	1:A:101:GLY:O	2:B:80:ILE:HD13	17	0.15
(1,36)	1:A:101:GLY:O	2:B:80:ILE:HG12	17	0.15
(1,36)	1:A:101:GLY:O	2:B:80:ILE:HG13	17	0.15
(1,36)	1:A:101:GLY:O	2:B:80:ILE:HG21	17	0.15
(1,36)	1:A:101:GLY:O	2:B:80:ILE:HG22	17	0.15
(1,36)	1:A:101:GLY:O	2:B:80:ILE:HG23	17	0.15
(1,36)	1:A:101:GLY:O	2:B:80:ILE:N	17	0.15
(1,36)	1:A:101:GLY:O	2:B:80:ILE:O	17	0.15
(1,36)	1:A:101:GLY:O	2:B:84:GLN:C	17	0.15
(1,36)	1:A:101:GLY:O	2:B:84:GLN:CA	17	0.15
(1,36)	1:A:101:GLY:O	2:B:84:GLN:CB	17	0.15
(1,36)	1:A:101:GLY:O	2:B:84:GLN:CD	17	0.15
(1,36)	1:A:101:GLY:O	2:B:84:GLN:CG	17	0.15
(1,36)	1:A:101:GLY:O	2:B:84:GLN:H	17	0.15
(1,36)	1:A:101:GLY:O	2:B:84:GLN:HA	17	0.15
(1,36)	1:A:101:GLY:O	2:B:84:GLN:HB2	17	0.15
(1,36)	1:A:101:GLY:O	2:B:84:GLN:HB3	17	0.15
(1,36)	1:A:101:GLY:O	2:B:84:GLN:HE21	17	0.15
(1,36)	1:A:101:GLY:O	2:B:84:GLN:HE22	17	0.15
(1,36)	1:A:101:GLY:O	2:B:84:GLN:HG2	17	0.15
(1,36)	1:A:101:GLY:O	2:B:84:GLN:HG3	17	0.15
(1,36)	1:A:101:GLY:O	2:B:84:GLN:N	17	0.15
(1,36)	1:A:101:GLY:O	2:B:84:GLN:NE2	17	0.15

*Continued on next page...*

*Continued from previous page...*

Key	Atom-1	Atom-2	Model ID	Violation (Å)
(1,36)	1:A:101:GLY:O	2:B:84:GLN:O	17	0.15
(1,36)	1:A:101:GLY:O	2:B:84:GLN:OE1	17	0.15
(1,36)	1:A:101:GLY:O	2:B:97:THR:C	17	0.15
(1,36)	1:A:101:GLY:O	2:B:97:THR:CA	17	0.15
(1,36)	1:A:101:GLY:O	2:B:97:THR:CB	17	0.15
(1,36)	1:A:101:GLY:O	2:B:97:THR:CG2	17	0.15
(1,36)	1:A:101:GLY:O	2:B:97:THR:H	17	0.15
(1,36)	1:A:101:GLY:O	2:B:97:THR:HA	17	0.15
(1,36)	1:A:101:GLY:O	2:B:97:THR:HB	17	0.15
(1,36)	1:A:101:GLY:O	2:B:97:THR:HG1	17	0.15
(1,36)	1:A:101:GLY:O	2:B:97:THR:HG21	17	0.15
(1,36)	1:A:101:GLY:O	2:B:97:THR:HG22	17	0.15
(1,36)	1:A:101:GLY:O	2:B:97:THR:HG23	17	0.15
(1,36)	1:A:101:GLY:O	2:B:97:THR:N	17	0.15
(1,36)	1:A:101:GLY:O	2:B:97:THR:O	17	0.15
(1,36)	1:A:101:GLY:O	2:B:97:THR:OG1	17	0.15
(1,36)	1:A:101:GLY:O	2:B:99:HIS:C	17	0.15
(1,36)	1:A:101:GLY:O	2:B:99:HIS:CA	17	0.15
(1,36)	1:A:101:GLY:O	2:B:99:HIS:CB	17	0.15
(1,36)	1:A:101:GLY:O	2:B:99:HIS:CD2	17	0.15
(1,36)	1:A:101:GLY:O	2:B:99:HIS:CE1	17	0.15
(1,36)	1:A:101:GLY:O	2:B:99:HIS:CG	17	0.15
(1,36)	1:A:101:GLY:O	2:B:99:HIS:H	17	0.15
(1,36)	1:A:101:GLY:O	2:B:99:HIS:HA	17	0.15
(1,36)	1:A:101:GLY:O	2:B:99:HIS:HB2	17	0.15
(1,36)	1:A:101:GLY:O	2:B:99:HIS:HB3	17	0.15
(1,36)	1:A:101:GLY:O	2:B:99:HIS:HD1	17	0.15
(1,36)	1:A:101:GLY:O	2:B:99:HIS:HD2	17	0.15
(1,36)	1:A:101:GLY:O	2:B:99:HIS:HE1	17	0.15
(1,36)	1:A:101:GLY:O	2:B:99:HIS:HE2	17	0.15
(1,36)	1:A:101:GLY:O	2:B:99:HIS:N	17	0.15
(1,36)	1:A:101:GLY:O	2:B:99:HIS:ND1	17	0.15
(1,36)	1:A:101:GLY:O	2:B:99:HIS:NE2	17	0.15
(1,36)	1:A:101:GLY:O	2:B:99:HIS:O	17	0.15
(1,36)	1:A:101:GLY:O	2:B:101:VAL:C	17	0.15
(1,36)	1:A:101:GLY:O	2:B:101:VAL:CA	17	0.15
(1,36)	1:A:101:GLY:O	2:B:101:VAL:CB	17	0.15
(1,36)	1:A:101:GLY:O	2:B:101:VAL:CG1	17	0.15
(1,36)	1:A:101:GLY:O	2:B:101:VAL:CG2	17	0.15
(1,36)	1:A:101:GLY:O	2:B:101:VAL:H	17	0.15
(1,36)	1:A:101:GLY:O	2:B:101:VAL:HA	17	0.15
(1,36)	1:A:101:GLY:O	2:B:101:VAL:HB	17	0.15

*Continued on next page...*

*Continued from previous page...*

Key	Atom-1	Atom-2	Model ID	Violation (Å)
(1,36)	1:A:101:GLY:O	2:B:101:VAL:HG11	17	0.15
(1,36)	1:A:101:GLY:O	2:B:101:VAL:HG12	17	0.15
(1,36)	1:A:101:GLY:O	2:B:101:VAL:HG13	17	0.15
(1,36)	1:A:101:GLY:O	2:B:101:VAL:HG21	17	0.15
(1,36)	1:A:101:GLY:O	2:B:101:VAL:HG22	17	0.15
(1,36)	1:A:101:GLY:O	2:B:101:VAL:HG23	17	0.15
(1,36)	1:A:101:GLY:O	2:B:101:VAL:N	17	0.15
(1,36)	1:A:101:GLY:O	2:B:101:VAL:O	17	0.15
(1,2)	1:A:78:ASP:HB2	2:B:41:LYS:H	18	0.14
(1,2)	1:A:78:ASP:HB3	2:B:41:LYS:H	18	0.14
(2,17)	1:A:80:CYS:H	2:B:96:LEU:CB	20	0.13
(1,31)	1:A:78:ASP:OD1	2:B:99:HIS:HE2	2	0.13
(1,31)	1:A:78:ASP:OD2	2:B:99:HIS:HE2	2	0.13
(1,2)	1:A:78:ASP:HB2	2:B:41:LYS:H	12	0.13
(1,2)	1:A:78:ASP:HB3	2:B:41:LYS:H	12	0.13
(1,10)	1:A:75:ILE:HG21	2:B:78:GLY:H	7	0.13
(1,10)	1:A:75:ILE:HG22	2:B:78:GLY:H	7	0.13
(1,10)	1:A:75:ILE:HG23	2:B:78:GLY:H	7	0.13
(1,1)	1:A:78:ASP:HB2	2:B:39:THR:H	12	0.13
(1,1)	1:A:78:ASP:HB3	2:B:39:THR:H	12	0.13
(1,1)	1:A:78:ASP:HB2	2:B:39:THR:H	14	0.13
(1,1)	1:A:78:ASP:HB3	2:B:39:THR:H	14	0.13
(2,29)	1:A:53:ASP:CB	2:B:102:ILE:H	14	0.12
(1,36)	1:A:101:GLY:C	2:B:75:ILE:C	3	0.12
(1,36)	1:A:101:GLY:C	2:B:75:ILE:CA	3	0.12
(1,36)	1:A:101:GLY:C	2:B:75:ILE:CB	3	0.12
(1,36)	1:A:101:GLY:C	2:B:75:ILE:CD1	3	0.12
(1,36)	1:A:101:GLY:C	2:B:75:ILE:CG1	3	0.12
(1,36)	1:A:101:GLY:C	2:B:75:ILE:CG2	3	0.12
(1,36)	1:A:101:GLY:C	2:B:75:ILE:H	3	0.12
(1,36)	1:A:101:GLY:C	2:B:75:ILE:HA	3	0.12
(1,36)	1:A:101:GLY:C	2:B:75:ILE:HB	3	0.12
(1,36)	1:A:101:GLY:C	2:B:75:ILE:HD11	3	0.12
(1,36)	1:A:101:GLY:C	2:B:75:ILE:HD12	3	0.12
(1,36)	1:A:101:GLY:C	2:B:75:ILE:HD13	3	0.12
(1,36)	1:A:101:GLY:C	2:B:75:ILE:HG12	3	0.12
(1,36)	1:A:101:GLY:C	2:B:75:ILE:HG13	3	0.12
(1,36)	1:A:101:GLY:C	2:B:75:ILE:HG21	3	0.12
(1,36)	1:A:101:GLY:C	2:B:75:ILE:HG22	3	0.12
(1,36)	1:A:101:GLY:C	2:B:75:ILE:HG23	3	0.12
(1,36)	1:A:101:GLY:C	2:B:75:ILE:N	3	0.12
(1,36)	1:A:101:GLY:C	2:B:75:ILE:O	3	0.12

*Continued on next page...*

*Continued from previous page...*

Key	Atom-1	Atom-2	Model ID	Violation (Å)
(1,36)	1:A:101:GLY:C	2:B:77:ALA:C	3	0.12
(1,36)	1:A:101:GLY:C	2:B:77:ALA:CA	3	0.12
(1,36)	1:A:101:GLY:C	2:B:77:ALA:CB	3	0.12
(1,36)	1:A:101:GLY:C	2:B:77:ALA:H	3	0.12
(1,36)	1:A:101:GLY:C	2:B:77:ALA:HA	3	0.12
(1,36)	1:A:101:GLY:C	2:B:77:ALA:HB1	3	0.12
(1,36)	1:A:101:GLY:C	2:B:77:ALA:HB2	3	0.12
(1,36)	1:A:101:GLY:C	2:B:77:ALA:HB3	3	0.12
(1,36)	1:A:101:GLY:C	2:B:77:ALA:N	3	0.12
(1,36)	1:A:101:GLY:C	2:B:77:ALA:O	3	0.12
(1,36)	1:A:101:GLY:C	2:B:78:GLY:C	3	0.12
(1,36)	1:A:101:GLY:C	2:B:78:GLY:CA	3	0.12
(1,36)	1:A:101:GLY:C	2:B:78:GLY:H	3	0.12
(1,36)	1:A:101:GLY:C	2:B:78:GLY:HA2	3	0.12
(1,36)	1:A:101:GLY:C	2:B:78:GLY:HA3	3	0.12
(1,36)	1:A:101:GLY:C	2:B:78:GLY:N	3	0.12
(1,36)	1:A:101:GLY:C	2:B:78:GLY:O	3	0.12
(1,36)	1:A:101:GLY:C	2:B:79:LYS:C	3	0.12
(1,36)	1:A:101:GLY:C	2:B:79:LYS:CA	3	0.12
(1,36)	1:A:101:GLY:C	2:B:79:LYS:CB	3	0.12
(1,36)	1:A:101:GLY:C	2:B:79:LYS:CD	3	0.12
(1,36)	1:A:101:GLY:C	2:B:79:LYS:CE	3	0.12
(1,36)	1:A:101:GLY:C	2:B:79:LYS:CG	3	0.12
(1,36)	1:A:101:GLY:C	2:B:79:LYS:H	3	0.12
(1,36)	1:A:101:GLY:C	2:B:79:LYS:HA	3	0.12
(1,36)	1:A:101:GLY:C	2:B:79:LYS:HB2	3	0.12
(1,36)	1:A:101:GLY:C	2:B:79:LYS:HB3	3	0.12
(1,36)	1:A:101:GLY:C	2:B:79:LYS:HD2	3	0.12
(1,36)	1:A:101:GLY:C	2:B:79:LYS:HD3	3	0.12
(1,36)	1:A:101:GLY:C	2:B:79:LYS:HE2	3	0.12
(1,36)	1:A:101:GLY:C	2:B:79:LYS:HE3	3	0.12
(1,36)	1:A:101:GLY:C	2:B:79:LYS:HG2	3	0.12
(1,36)	1:A:101:GLY:C	2:B:79:LYS:HG3	3	0.12
(1,36)	1:A:101:GLY:C	2:B:79:LYS:HZ1	3	0.12
(1,36)	1:A:101:GLY:C	2:B:79:LYS:HZ2	3	0.12
(1,36)	1:A:101:GLY:C	2:B:79:LYS:HZ3	3	0.12
(1,36)	1:A:101:GLY:C	2:B:79:LYS:N	3	0.12
(1,36)	1:A:101:GLY:C	2:B:79:LYS:NZ	3	0.12
(1,36)	1:A:101:GLY:C	2:B:79:LYS:O	3	0.12
(1,36)	1:A:101:GLY:C	2:B:80:ILE:C	3	0.12
(1,36)	1:A:101:GLY:C	2:B:80:ILE:CA	3	0.12
(1,36)	1:A:101:GLY:C	2:B:80:ILE:CB	3	0.12

*Continued on next page...*

*Continued from previous page...*

Key	Atom-1	Atom-2	Model ID	Violation (Å)
(1,36)	1:A:101:GLY:C	2:B:80:ILE:CD1	3	0.12
(1,36)	1:A:101:GLY:C	2:B:80:ILE:CG1	3	0.12
(1,36)	1:A:101:GLY:C	2:B:80:ILE:CG2	3	0.12
(1,36)	1:A:101:GLY:C	2:B:80:ILE:H	3	0.12
(1,36)	1:A:101:GLY:C	2:B:80:ILE:HA	3	0.12
(1,36)	1:A:101:GLY:C	2:B:80:ILE:HB	3	0.12
(1,36)	1:A:101:GLY:C	2:B:80:ILE:HD11	3	0.12
(1,36)	1:A:101:GLY:C	2:B:80:ILE:HD12	3	0.12
(1,36)	1:A:101:GLY:C	2:B:80:ILE:HD13	3	0.12
(1,36)	1:A:101:GLY:C	2:B:80:ILE:HG12	3	0.12
(1,36)	1:A:101:GLY:C	2:B:80:ILE:HG13	3	0.12
(1,36)	1:A:101:GLY:C	2:B:80:ILE:HG21	3	0.12
(1,36)	1:A:101:GLY:C	2:B:80:ILE:HG22	3	0.12
(1,36)	1:A:101:GLY:C	2:B:80:ILE:HG23	3	0.12
(1,36)	1:A:101:GLY:C	2:B:80:ILE:N	3	0.12
(1,36)	1:A:101:GLY:C	2:B:80:ILE:O	3	0.12
(1,36)	1:A:101:GLY:C	2:B:84:GLN:C	3	0.12
(1,36)	1:A:101:GLY:C	2:B:84:GLN:CA	3	0.12
(1,36)	1:A:101:GLY:C	2:B:84:GLN:CB	3	0.12
(1,36)	1:A:101:GLY:C	2:B:84:GLN:CD	3	0.12
(1,36)	1:A:101:GLY:C	2:B:84:GLN:CG	3	0.12
(1,36)	1:A:101:GLY:C	2:B:84:GLN:H	3	0.12
(1,36)	1:A:101:GLY:C	2:B:84:GLN:HA	3	0.12
(1,36)	1:A:101:GLY:C	2:B:84:GLN:HB2	3	0.12
(1,36)	1:A:101:GLY:C	2:B:84:GLN:HB3	3	0.12
(1,36)	1:A:101:GLY:C	2:B:84:GLN:HE21	3	0.12
(1,36)	1:A:101:GLY:C	2:B:84:GLN:HE22	3	0.12
(1,36)	1:A:101:GLY:C	2:B:84:GLN:HG2	3	0.12
(1,36)	1:A:101:GLY:C	2:B:84:GLN:HG3	3	0.12
(1,36)	1:A:101:GLY:C	2:B:84:GLN:N	3	0.12
(1,36)	1:A:101:GLY:C	2:B:84:GLN:NE2	3	0.12
(1,36)	1:A:101:GLY:C	2:B:84:GLN:O	3	0.12
(1,36)	1:A:101:GLY:C	2:B:84:GLN:OE1	3	0.12
(1,36)	1:A:101:GLY:C	2:B:97:THR:C	3	0.12
(1,36)	1:A:101:GLY:C	2:B:97:THR:CA	3	0.12
(1,36)	1:A:101:GLY:C	2:B:97:THR:CB	3	0.12
(1,36)	1:A:101:GLY:C	2:B:97:THR:CG2	3	0.12
(1,36)	1:A:101:GLY:C	2:B:97:THR:H	3	0.12
(1,36)	1:A:101:GLY:C	2:B:97:THR:HA	3	0.12
(1,36)	1:A:101:GLY:C	2:B:97:THR:HB	3	0.12
(1,36)	1:A:101:GLY:C	2:B:97:THR:HG1	3	0.12
(1,36)	1:A:101:GLY:C	2:B:97:THR:HG21	3	0.12

*Continued on next page...*



*Continued from previous page...*

Key	Atom-1	Atom-2	Model ID	Violation (Å)
(1,36)	1:A:101:GLY:C	2:B:97:THR:HG22	3	0.12
(1,36)	1:A:101:GLY:C	2:B:97:THR:HG23	3	0.12
(1,36)	1:A:101:GLY:C	2:B:97:THR:N	3	0.12
(1,36)	1:A:101:GLY:C	2:B:97:THR:O	3	0.12
(1,36)	1:A:101:GLY:C	2:B:97:THR:OG1	3	0.12
(1,36)	1:A:101:GLY:C	2:B:99:HIS:C	3	0.12
(1,36)	1:A:101:GLY:C	2:B:99:HIS:CA	3	0.12
(1,36)	1:A:101:GLY:C	2:B:99:HIS:CB	3	0.12
(1,36)	1:A:101:GLY:C	2:B:99:HIS:CD2	3	0.12
(1,36)	1:A:101:GLY:C	2:B:99:HIS:CE1	3	0.12
(1,36)	1:A:101:GLY:C	2:B:99:HIS:CG	3	0.12
(1,36)	1:A:101:GLY:C	2:B:99:HIS:H	3	0.12
(1,36)	1:A:101:GLY:C	2:B:99:HIS:HA	3	0.12
(1,36)	1:A:101:GLY:C	2:B:99:HIS:HB2	3	0.12
(1,36)	1:A:101:GLY:C	2:B:99:HIS:HB3	3	0.12
(1,36)	1:A:101:GLY:C	2:B:99:HIS:HD1	3	0.12
(1,36)	1:A:101:GLY:C	2:B:99:HIS:HD2	3	0.12
(1,36)	1:A:101:GLY:C	2:B:99:HIS:HE1	3	0.12
(1,36)	1:A:101:GLY:C	2:B:99:HIS:HE2	3	0.12
(1,36)	1:A:101:GLY:C	2:B:99:HIS:N	3	0.12
(1,36)	1:A:101:GLY:C	2:B:99:HIS:ND1	3	0.12
(1,36)	1:A:101:GLY:C	2:B:99:HIS:NE2	3	0.12
(1,36)	1:A:101:GLY:C	2:B:99:HIS:O	3	0.12
(1,36)	1:A:101:GLY:C	2:B:101:VAL:C	3	0.12
(1,36)	1:A:101:GLY:C	2:B:101:VAL:CA	3	0.12
(1,36)	1:A:101:GLY:C	2:B:101:VAL:CB	3	0.12
(1,36)	1:A:101:GLY:C	2:B:101:VAL:CG1	3	0.12
(1,36)	1:A:101:GLY:C	2:B:101:VAL:CG2	3	0.12
(1,36)	1:A:101:GLY:C	2:B:101:VAL:H	3	0.12
(1,36)	1:A:101:GLY:C	2:B:101:VAL:HA	3	0.12
(1,36)	1:A:101:GLY:C	2:B:101:VAL:HB	3	0.12
(1,36)	1:A:101:GLY:C	2:B:101:VAL:HG11	3	0.12
(1,36)	1:A:101:GLY:C	2:B:101:VAL:HG12	3	0.12
(1,36)	1:A:101:GLY:C	2:B:101:VAL:HG13	3	0.12
(1,36)	1:A:101:GLY:C	2:B:101:VAL:HG21	3	0.12
(1,36)	1:A:101:GLY:C	2:B:101:VAL:HG22	3	0.12
(1,36)	1:A:101:GLY:C	2:B:101:VAL:HG23	3	0.12
(1,36)	1:A:101:GLY:C	2:B:101:VAL:N	3	0.12
(1,36)	1:A:101:GLY:C	2:B:101:VAL:O	3	0.12
(1,36)	1:A:101:GLY:CA	2:B:75:ILE:C	3	0.12
(1,36)	1:A:101:GLY:CA	2:B:75:ILE:CA	3	0.12
(1,36)	1:A:101:GLY:CA	2:B:75:ILE:CB	3	0.12

*Continued on next page...*

*Continued from previous page...*

Key	Atom-1	Atom-2	Model ID	Violation (Å)
(1,36)	1:A:101:GLY:CA	2:B:75:ILE:CD1	3	0.12
(1,36)	1:A:101:GLY:CA	2:B:75:ILE:CG1	3	0.12
(1,36)	1:A:101:GLY:CA	2:B:75:ILE:CG2	3	0.12
(1,36)	1:A:101:GLY:CA	2:B:75:ILE:H	3	0.12
(1,36)	1:A:101:GLY:CA	2:B:75:ILE:HA	3	0.12
(1,36)	1:A:101:GLY:CA	2:B:75:ILE:HB	3	0.12
(1,36)	1:A:101:GLY:CA	2:B:75:ILE:HD11	3	0.12
(1,36)	1:A:101:GLY:CA	2:B:75:ILE:HD12	3	0.12
(1,36)	1:A:101:GLY:CA	2:B:75:ILE:HD13	3	0.12
(1,36)	1:A:101:GLY:CA	2:B:75:ILE:HG12	3	0.12
(1,36)	1:A:101:GLY:CA	2:B:75:ILE:HG13	3	0.12
(1,36)	1:A:101:GLY:CA	2:B:75:ILE:HG21	3	0.12
(1,36)	1:A:101:GLY:CA	2:B:75:ILE:HG22	3	0.12
(1,36)	1:A:101:GLY:CA	2:B:75:ILE:HG23	3	0.12
(1,36)	1:A:101:GLY:CA	2:B:75:ILE:N	3	0.12
(1,36)	1:A:101:GLY:CA	2:B:75:ILE:O	3	0.12
(1,36)	1:A:101:GLY:CA	2:B:77:ALA:C	3	0.12
(1,36)	1:A:101:GLY:CA	2:B:77:ALA:CA	3	0.12
(1,36)	1:A:101:GLY:CA	2:B:77:ALA:CB	3	0.12
(1,36)	1:A:101:GLY:CA	2:B:77:ALA:H	3	0.12
(1,36)	1:A:101:GLY:CA	2:B:77:ALA:HA	3	0.12
(1,36)	1:A:101:GLY:CA	2:B:77:ALA:HB1	3	0.12
(1,36)	1:A:101:GLY:CA	2:B:77:ALA:HB2	3	0.12
(1,36)	1:A:101:GLY:CA	2:B:77:ALA:HB3	3	0.12
(1,36)	1:A:101:GLY:CA	2:B:77:ALA:N	3	0.12
(1,36)	1:A:101:GLY:CA	2:B:77:ALA:O	3	0.12
(1,36)	1:A:101:GLY:CA	2:B:78:GLY:C	3	0.12
(1,36)	1:A:101:GLY:CA	2:B:78:GLY:CA	3	0.12
(1,36)	1:A:101:GLY:CA	2:B:78:GLY:H	3	0.12
(1,36)	1:A:101:GLY:CA	2:B:78:GLY:HA2	3	0.12
(1,36)	1:A:101:GLY:CA	2:B:78:GLY:HA3	3	0.12
(1,36)	1:A:101:GLY:CA	2:B:78:GLY:N	3	0.12
(1,36)	1:A:101:GLY:CA	2:B:78:GLY:O	3	0.12
(1,36)	1:A:101:GLY:CA	2:B:79:LYS:C	3	0.12
(1,36)	1:A:101:GLY:CA	2:B:79:LYS:CA	3	0.12
(1,36)	1:A:101:GLY:CA	2:B:79:LYS:CB	3	0.12
(1,36)	1:A:101:GLY:CA	2:B:79:LYS:CD	3	0.12
(1,36)	1:A:101:GLY:CA	2:B:79:LYS:CE	3	0.12
(1,36)	1:A:101:GLY:CA	2:B:79:LYS:CG	3	0.12
(1,36)	1:A:101:GLY:CA	2:B:79:LYS:H	3	0.12
(1,36)	1:A:101:GLY:CA	2:B:79:LYS:HA	3	0.12
(1,36)	1:A:101:GLY:CA	2:B:79:LYS:HB2	3	0.12

*Continued on next page...*

*Continued from previous page...*

Key	Atom-1	Atom-2	Model ID	Violation (Å)
(1,36)	1:A:101:GLY:CA	2:B:79:LYS:HB3	3	0.12
(1,36)	1:A:101:GLY:CA	2:B:79:LYS:HD2	3	0.12
(1,36)	1:A:101:GLY:CA	2:B:79:LYS:HD3	3	0.12
(1,36)	1:A:101:GLY:CA	2:B:79:LYS:HE2	3	0.12
(1,36)	1:A:101:GLY:CA	2:B:79:LYS:HE3	3	0.12
(1,36)	1:A:101:GLY:CA	2:B:79:LYS:HG2	3	0.12
(1,36)	1:A:101:GLY:CA	2:B:79:LYS:HG3	3	0.12
(1,36)	1:A:101:GLY:CA	2:B:79:LYS:HZ1	3	0.12
(1,36)	1:A:101:GLY:CA	2:B:79:LYS:HZ2	3	0.12
(1,36)	1:A:101:GLY:CA	2:B:79:LYS:HZ3	3	0.12
(1,36)	1:A:101:GLY:CA	2:B:79:LYS:N	3	0.12
(1,36)	1:A:101:GLY:CA	2:B:79:LYS:NZ	3	0.12
(1,36)	1:A:101:GLY:CA	2:B:79:LYS:O	3	0.12
(1,36)	1:A:101:GLY:CA	2:B:80:ILE:C	3	0.12
(1,36)	1:A:101:GLY:CA	2:B:80:ILE:CA	3	0.12
(1,36)	1:A:101:GLY:CA	2:B:80:ILE:CB	3	0.12
(1,36)	1:A:101:GLY:CA	2:B:80:ILE:CD1	3	0.12
(1,36)	1:A:101:GLY:CA	2:B:80:ILE:CG1	3	0.12
(1,36)	1:A:101:GLY:CA	2:B:80:ILE:CG2	3	0.12
(1,36)	1:A:101:GLY:CA	2:B:80:ILE:H	3	0.12
(1,36)	1:A:101:GLY:CA	2:B:80:ILE:HA	3	0.12
(1,36)	1:A:101:GLY:CA	2:B:80:ILE:HB	3	0.12
(1,36)	1:A:101:GLY:CA	2:B:80:ILE:HD11	3	0.12
(1,36)	1:A:101:GLY:CA	2:B:80:ILE:HD12	3	0.12
(1,36)	1:A:101:GLY:CA	2:B:80:ILE:HD13	3	0.12
(1,36)	1:A:101:GLY:CA	2:B:80:ILE:HG12	3	0.12
(1,36)	1:A:101:GLY:CA	2:B:80:ILE:HG13	3	0.12
(1,36)	1:A:101:GLY:CA	2:B:80:ILE:HG21	3	0.12
(1,36)	1:A:101:GLY:CA	2:B:80:ILE:HG22	3	0.12
(1,36)	1:A:101:GLY:CA	2:B:80:ILE:HG23	3	0.12
(1,36)	1:A:101:GLY:CA	2:B:80:ILE:N	3	0.12
(1,36)	1:A:101:GLY:CA	2:B:80:ILE:O	3	0.12
(1,36)	1:A:101:GLY:CA	2:B:84:GLN:C	3	0.12
(1,36)	1:A:101:GLY:CA	2:B:84:GLN:CA	3	0.12
(1,36)	1:A:101:GLY:CA	2:B:84:GLN:CB	3	0.12
(1,36)	1:A:101:GLY:CA	2:B:84:GLN:CD	3	0.12
(1,36)	1:A:101:GLY:CA	2:B:84:GLN:CG	3	0.12
(1,36)	1:A:101:GLY:CA	2:B:84:GLN:H	3	0.12
(1,36)	1:A:101:GLY:CA	2:B:84:GLN:HA	3	0.12
(1,36)	1:A:101:GLY:CA	2:B:84:GLN:HB2	3	0.12
(1,36)	1:A:101:GLY:CA	2:B:84:GLN:HB3	3	0.12
(1,36)	1:A:101:GLY:CA	2:B:84:GLN:HE21	3	0.12

*Continued on next page...*

*Continued from previous page...*

Key	Atom-1	Atom-2	Model ID	Violation (Å)
(1,36)	1:A:101:GLY:CA	2:B:84:GLN:HE22	3	0.12
(1,36)	1:A:101:GLY:CA	2:B:84:GLN:HG2	3	0.12
(1,36)	1:A:101:GLY:CA	2:B:84:GLN:HG3	3	0.12
(1,36)	1:A:101:GLY:CA	2:B:84:GLN:N	3	0.12
(1,36)	1:A:101:GLY:CA	2:B:84:GLN:NE2	3	0.12
(1,36)	1:A:101:GLY:CA	2:B:84:GLN:O	3	0.12
(1,36)	1:A:101:GLY:CA	2:B:84:GLN:OE1	3	0.12
(1,36)	1:A:101:GLY:CA	2:B:97:THR:C	3	0.12
(1,36)	1:A:101:GLY:CA	2:B:97:THR:CA	3	0.12
(1,36)	1:A:101:GLY:CA	2:B:97:THR:CB	3	0.12
(1,36)	1:A:101:GLY:CA	2:B:97:THR:CG2	3	0.12
(1,36)	1:A:101:GLY:CA	2:B:97:THR:H	3	0.12
(1,36)	1:A:101:GLY:CA	2:B:97:THR:HA	3	0.12
(1,36)	1:A:101:GLY:CA	2:B:97:THR:HB	3	0.12
(1,36)	1:A:101:GLY:CA	2:B:97:THR:HG1	3	0.12
(1,36)	1:A:101:GLY:CA	2:B:97:THR:HG21	3	0.12
(1,36)	1:A:101:GLY:CA	2:B:97:THR:HG22	3	0.12
(1,36)	1:A:101:GLY:CA	2:B:97:THR:HG23	3	0.12
(1,36)	1:A:101:GLY:CA	2:B:97:THR:N	3	0.12
(1,36)	1:A:101:GLY:CA	2:B:97:THR:O	3	0.12
(1,36)	1:A:101:GLY:CA	2:B:97:THR:OG1	3	0.12
(1,36)	1:A:101:GLY:CA	2:B:99:HIS:C	3	0.12
(1,36)	1:A:101:GLY:CA	2:B:99:HIS:CA	3	0.12
(1,36)	1:A:101:GLY:CA	2:B:99:HIS:CB	3	0.12
(1,36)	1:A:101:GLY:CA	2:B:99:HIS:CD2	3	0.12
(1,36)	1:A:101:GLY:CA	2:B:99:HIS:CE1	3	0.12
(1,36)	1:A:101:GLY:CA	2:B:99:HIS:CG	3	0.12
(1,36)	1:A:101:GLY:CA	2:B:99:HIS:H	3	0.12
(1,36)	1:A:101:GLY:CA	2:B:99:HIS:HA	3	0.12
(1,36)	1:A:101:GLY:CA	2:B:99:HIS:HB2	3	0.12
(1,36)	1:A:101:GLY:CA	2:B:99:HIS:HB3	3	0.12
(1,36)	1:A:101:GLY:CA	2:B:99:HIS:HD1	3	0.12
(1,36)	1:A:101:GLY:CA	2:B:99:HIS:HD2	3	0.12
(1,36)	1:A:101:GLY:CA	2:B:99:HIS:HE1	3	0.12
(1,36)	1:A:101:GLY:CA	2:B:99:HIS:HE2	3	0.12
(1,36)	1:A:101:GLY:CA	2:B:99:HIS:N	3	0.12
(1,36)	1:A:101:GLY:CA	2:B:99:HIS:ND1	3	0.12
(1,36)	1:A:101:GLY:CA	2:B:99:HIS:NE2	3	0.12
(1,36)	1:A:101:GLY:CA	2:B:99:HIS:O	3	0.12
(1,36)	1:A:101:GLY:CA	2:B:101:VAL:C	3	0.12
(1,36)	1:A:101:GLY:CA	2:B:101:VAL:CA	3	0.12
(1,36)	1:A:101:GLY:CA	2:B:101:VAL:CB	3	0.12

*Continued on next page...*

*Continued from previous page...*

Key	Atom-1	Atom-2	Model ID	Violation (Å)
(1,36)	1:A:101:GLY:CA	2:B:101:VAL:CG1	3	0.12
(1,36)	1:A:101:GLY:CA	2:B:101:VAL:CG2	3	0.12
(1,36)	1:A:101:GLY:CA	2:B:101:VAL:H	3	0.12
(1,36)	1:A:101:GLY:CA	2:B:101:VAL:HA	3	0.12
(1,36)	1:A:101:GLY:CA	2:B:101:VAL:HB	3	0.12
(1,36)	1:A:101:GLY:CA	2:B:101:VAL:HG11	3	0.12
(1,36)	1:A:101:GLY:CA	2:B:101:VAL:HG12	3	0.12
(1,36)	1:A:101:GLY:CA	2:B:101:VAL:HG13	3	0.12
(1,36)	1:A:101:GLY:CA	2:B:101:VAL:HG21	3	0.12
(1,36)	1:A:101:GLY:CA	2:B:101:VAL:HG22	3	0.12
(1,36)	1:A:101:GLY:CA	2:B:101:VAL:HG23	3	0.12
(1,36)	1:A:101:GLY:CA	2:B:101:VAL:N	3	0.12
(1,36)	1:A:101:GLY:CA	2:B:101:VAL:O	3	0.12
(1,36)	1:A:101:GLY:H	2:B:75:ILE:C	3	0.12
(1,36)	1:A:101:GLY:H	2:B:75:ILE:CA	3	0.12
(1,36)	1:A:101:GLY:H	2:B:75:ILE:CB	3	0.12
(1,36)	1:A:101:GLY:H	2:B:75:ILE:CD1	3	0.12
(1,36)	1:A:101:GLY:H	2:B:75:ILE:CG1	3	0.12
(1,36)	1:A:101:GLY:H	2:B:75:ILE:CG2	3	0.12
(1,36)	1:A:101:GLY:H	2:B:75:ILE:H	3	0.12
(1,36)	1:A:101:GLY:H	2:B:75:ILE:HA	3	0.12
(1,36)	1:A:101:GLY:H	2:B:75:ILE:HB	3	0.12
(1,36)	1:A:101:GLY:H	2:B:75:ILE:HD11	3	0.12
(1,36)	1:A:101:GLY:H	2:B:75:ILE:HD12	3	0.12
(1,36)	1:A:101:GLY:H	2:B:75:ILE:HD13	3	0.12
(1,36)	1:A:101:GLY:H	2:B:75:ILE:HG12	3	0.12
(1,36)	1:A:101:GLY:H	2:B:75:ILE:HG13	3	0.12
(1,36)	1:A:101:GLY:H	2:B:75:ILE:HG21	3	0.12
(1,36)	1:A:101:GLY:H	2:B:75:ILE:HG22	3	0.12
(1,36)	1:A:101:GLY:H	2:B:75:ILE:HG23	3	0.12
(1,36)	1:A:101:GLY:H	2:B:75:ILE:N	3	0.12
(1,36)	1:A:101:GLY:H	2:B:75:ILE:O	3	0.12
(1,36)	1:A:101:GLY:H	2:B:77:ALA:C	3	0.12
(1,36)	1:A:101:GLY:H	2:B:77:ALA:CA	3	0.12
(1,36)	1:A:101:GLY:H	2:B:77:ALA:CB	3	0.12
(1,36)	1:A:101:GLY:H	2:B:77:ALA:H	3	0.12
(1,36)	1:A:101:GLY:H	2:B:77:ALA:HA	3	0.12
(1,36)	1:A:101:GLY:H	2:B:77:ALA:HB1	3	0.12
(1,36)	1:A:101:GLY:H	2:B:77:ALA:HB2	3	0.12
(1,36)	1:A:101:GLY:H	2:B:77:ALA:HB3	3	0.12
(1,36)	1:A:101:GLY:H	2:B:77:ALA:N	3	0.12
(1,36)	1:A:101:GLY:H	2:B:77:ALA:O	3	0.12

*Continued on next page...*

*Continued from previous page...*

Key	Atom-1	Atom-2	Model ID	Violation (Å)
(1,36)	1:A:101:GLY:H	2:B:78:GLY:C	3	0.12
(1,36)	1:A:101:GLY:H	2:B:78:GLY:CA	3	0.12
(1,36)	1:A:101:GLY:H	2:B:78:GLY:H	3	0.12
(1,36)	1:A:101:GLY:H	2:B:78:GLY:HA2	3	0.12
(1,36)	1:A:101:GLY:H	2:B:78:GLY:HA3	3	0.12
(1,36)	1:A:101:GLY:H	2:B:78:GLY:N	3	0.12
(1,36)	1:A:101:GLY:H	2:B:78:GLY:O	3	0.12
(1,36)	1:A:101:GLY:H	2:B:79:LYS:C	3	0.12
(1,36)	1:A:101:GLY:H	2:B:79:LYS:CA	3	0.12
(1,36)	1:A:101:GLY:H	2:B:79:LYS:CB	3	0.12
(1,36)	1:A:101:GLY:H	2:B:79:LYS:CD	3	0.12
(1,36)	1:A:101:GLY:H	2:B:79:LYS:CE	3	0.12
(1,36)	1:A:101:GLY:H	2:B:79:LYS:CG	3	0.12
(1,36)	1:A:101:GLY:H	2:B:79:LYS:H	3	0.12
(1,36)	1:A:101:GLY:H	2:B:79:LYS:HA	3	0.12
(1,36)	1:A:101:GLY:H	2:B:79:LYS:HB2	3	0.12
(1,36)	1:A:101:GLY:H	2:B:79:LYS:HB3	3	0.12
(1,36)	1:A:101:GLY:H	2:B:79:LYS:HD2	3	0.12
(1,36)	1:A:101:GLY:H	2:B:79:LYS:HD3	3	0.12
(1,36)	1:A:101:GLY:H	2:B:79:LYS:HE2	3	0.12
(1,36)	1:A:101:GLY:H	2:B:79:LYS:HE3	3	0.12
(1,36)	1:A:101:GLY:H	2:B:79:LYS:HG2	3	0.12
(1,36)	1:A:101:GLY:H	2:B:79:LYS:HG3	3	0.12
(1,36)	1:A:101:GLY:H	2:B:79:LYS:HZ1	3	0.12
(1,36)	1:A:101:GLY:H	2:B:79:LYS:HZ2	3	0.12
(1,36)	1:A:101:GLY:H	2:B:79:LYS:HZ3	3	0.12
(1,36)	1:A:101:GLY:H	2:B:79:LYS:N	3	0.12
(1,36)	1:A:101:GLY:H	2:B:79:LYS:NZ	3	0.12
(1,36)	1:A:101:GLY:H	2:B:79:LYS:O	3	0.12
(1,36)	1:A:101:GLY:H	2:B:80:ILE:C	3	0.12
(1,36)	1:A:101:GLY:H	2:B:80:ILE:CA	3	0.12
(1,36)	1:A:101:GLY:H	2:B:80:ILE:CB	3	0.12
(1,36)	1:A:101:GLY:H	2:B:80:ILE:CD1	3	0.12
(1,36)	1:A:101:GLY:H	2:B:80:ILE:CG1	3	0.12
(1,36)	1:A:101:GLY:H	2:B:80:ILE:CG2	3	0.12
(1,36)	1:A:101:GLY:H	2:B:80:ILE:H	3	0.12
(1,36)	1:A:101:GLY:H	2:B:80:ILE:HA	3	0.12
(1,36)	1:A:101:GLY:H	2:B:80:ILE:HB	3	0.12
(1,36)	1:A:101:GLY:H	2:B:80:ILE:HD11	3	0.12
(1,36)	1:A:101:GLY:H	2:B:80:ILE:HD12	3	0.12
(1,36)	1:A:101:GLY:H	2:B:80:ILE:HD13	3	0.12
(1,36)	1:A:101:GLY:H	2:B:80:ILE:HG12	3	0.12

*Continued on next page...*

*Continued from previous page...*

Key	Atom-1	Atom-2	Model ID	Violation (Å)
(1,36)	1:A:101:GLY:H	2:B:80:ILE:HG13	3	0.12
(1,36)	1:A:101:GLY:H	2:B:80:ILE:HG21	3	0.12
(1,36)	1:A:101:GLY:H	2:B:80:ILE:HG22	3	0.12
(1,36)	1:A:101:GLY:H	2:B:80:ILE:HG23	3	0.12
(1,36)	1:A:101:GLY:H	2:B:80:ILE:N	3	0.12
(1,36)	1:A:101:GLY:H	2:B:80:ILE:O	3	0.12
(1,36)	1:A:101:GLY:H	2:B:84:GLN:C	3	0.12
(1,36)	1:A:101:GLY:H	2:B:84:GLN:CA	3	0.12
(1,36)	1:A:101:GLY:H	2:B:84:GLN:CB	3	0.12
(1,36)	1:A:101:GLY:H	2:B:84:GLN:CD	3	0.12
(1,36)	1:A:101:GLY:H	2:B:84:GLN:CG	3	0.12
(1,36)	1:A:101:GLY:H	2:B:84:GLN:H	3	0.12
(1,36)	1:A:101:GLY:H	2:B:84:GLN:HA	3	0.12
(1,36)	1:A:101:GLY:H	2:B:84:GLN:HB2	3	0.12
(1,36)	1:A:101:GLY:H	2:B:84:GLN:HB3	3	0.12
(1,36)	1:A:101:GLY:H	2:B:84:GLN:HE21	3	0.12
(1,36)	1:A:101:GLY:H	2:B:84:GLN:HE22	3	0.12
(1,36)	1:A:101:GLY:H	2:B:84:GLN:HG2	3	0.12
(1,36)	1:A:101:GLY:H	2:B:84:GLN:HG3	3	0.12
(1,36)	1:A:101:GLY:H	2:B:84:GLN:N	3	0.12
(1,36)	1:A:101:GLY:H	2:B:84:GLN:NE2	3	0.12
(1,36)	1:A:101:GLY:H	2:B:84:GLN:O	3	0.12
(1,36)	1:A:101:GLY:H	2:B:84:GLN:OE1	3	0.12
(1,36)	1:A:101:GLY:H	2:B:97:THR:C	3	0.12
(1,36)	1:A:101:GLY:H	2:B:97:THR:CA	3	0.12
(1,36)	1:A:101:GLY:H	2:B:97:THR:CB	3	0.12
(1,36)	1:A:101:GLY:H	2:B:97:THR:CG2	3	0.12
(1,36)	1:A:101:GLY:H	2:B:97:THR:H	3	0.12
(1,36)	1:A:101:GLY:H	2:B:97:THR:HA	3	0.12
(1,36)	1:A:101:GLY:H	2:B:97:THR:HB	3	0.12
(1,36)	1:A:101:GLY:H	2:B:97:THR:HG1	3	0.12
(1,36)	1:A:101:GLY:H	2:B:97:THR:HG21	3	0.12
(1,36)	1:A:101:GLY:H	2:B:97:THR:HG22	3	0.12
(1,36)	1:A:101:GLY:H	2:B:97:THR:HG23	3	0.12
(1,36)	1:A:101:GLY:H	2:B:97:THR:N	3	0.12
(1,36)	1:A:101:GLY:H	2:B:97:THR:O	3	0.12
(1,36)	1:A:101:GLY:H	2:B:97:THR:OG1	3	0.12
(1,36)	1:A:101:GLY:H	2:B:99:HIS:C	3	0.12
(1,36)	1:A:101:GLY:H	2:B:99:HIS:CA	3	0.12
(1,36)	1:A:101:GLY:H	2:B:99:HIS:CB	3	0.12
(1,36)	1:A:101:GLY:H	2:B:99:HIS:CD2	3	0.12
(1,36)	1:A:101:GLY:H	2:B:99:HIS:CE1	3	0.12

*Continued on next page...*

*Continued from previous page...*

Key	Atom-1	Atom-2	Model ID	Violation (Å)
(1,36)	1:A:101:GLY:H	2:B:99:HIS:CG	3	0.12
(1,36)	1:A:101:GLY:H	2:B:99:HIS:H	3	0.12
(1,36)	1:A:101:GLY:H	2:B:99:HIS:HA	3	0.12
(1,36)	1:A:101:GLY:H	2:B:99:HIS:HB2	3	0.12
(1,36)	1:A:101:GLY:H	2:B:99:HIS:HB3	3	0.12
(1,36)	1:A:101:GLY:H	2:B:99:HIS:HD1	3	0.12
(1,36)	1:A:101:GLY:H	2:B:99:HIS:HD2	3	0.12
(1,36)	1:A:101:GLY:H	2:B:99:HIS:HE1	3	0.12
(1,36)	1:A:101:GLY:H	2:B:99:HIS:HE2	3	0.12
(1,36)	1:A:101:GLY:H	2:B:99:HIS:N	3	0.12
(1,36)	1:A:101:GLY:H	2:B:99:HIS:ND1	3	0.12
(1,36)	1:A:101:GLY:H	2:B:99:HIS:NE2	3	0.12
(1,36)	1:A:101:GLY:H	2:B:99:HIS:O	3	0.12
(1,36)	1:A:101:GLY:H	2:B:101:VAL:C	3	0.12
(1,36)	1:A:101:GLY:H	2:B:101:VAL:CA	3	0.12
(1,36)	1:A:101:GLY:H	2:B:101:VAL:CB	3	0.12
(1,36)	1:A:101:GLY:H	2:B:101:VAL:CG1	3	0.12
(1,36)	1:A:101:GLY:H	2:B:101:VAL:CG2	3	0.12
(1,36)	1:A:101:GLY:H	2:B:101:VAL:H	3	0.12
(1,36)	1:A:101:GLY:H	2:B:101:VAL:HA	3	0.12
(1,36)	1:A:101:GLY:H	2:B:101:VAL:HB	3	0.12
(1,36)	1:A:101:GLY:H	2:B:101:VAL:HG11	3	0.12
(1,36)	1:A:101:GLY:H	2:B:101:VAL:HG12	3	0.12
(1,36)	1:A:101:GLY:H	2:B:101:VAL:HG13	3	0.12
(1,36)	1:A:101:GLY:H	2:B:101:VAL:HG21	3	0.12
(1,36)	1:A:101:GLY:H	2:B:101:VAL:HG22	3	0.12
(1,36)	1:A:101:GLY:H	2:B:101:VAL:HG23	3	0.12
(1,36)	1:A:101:GLY:H	2:B:101:VAL:N	3	0.12
(1,36)	1:A:101:GLY:H	2:B:101:VAL:O	3	0.12
(1,36)	1:A:101:GLY:HA2	2:B:75:ILE:C	3	0.12
(1,36)	1:A:101:GLY:HA2	2:B:75:ILE:CA	3	0.12
(1,36)	1:A:101:GLY:HA2	2:B:75:ILE:CB	3	0.12
(1,36)	1:A:101:GLY:HA2	2:B:75:ILE:CD1	3	0.12
(1,36)	1:A:101:GLY:HA2	2:B:75:ILE:CG1	3	0.12
(1,36)	1:A:101:GLY:HA2	2:B:75:ILE:CG2	3	0.12
(1,36)	1:A:101:GLY:HA2	2:B:75:ILE:H	3	0.12
(1,36)	1:A:101:GLY:HA2	2:B:75:ILE:HA	3	0.12
(1,36)	1:A:101:GLY:HA2	2:B:75:ILE:HB	3	0.12
(1,36)	1:A:101:GLY:HA2	2:B:75:ILE:HD11	3	0.12
(1,36)	1:A:101:GLY:HA2	2:B:75:ILE:HD12	3	0.12
(1,36)	1:A:101:GLY:HA2	2:B:75:ILE:HD13	3	0.12
(1,36)	1:A:101:GLY:HA2	2:B:75:ILE:HG12	3	0.12

*Continued on next page...*



*Continued from previous page...*

Key	Atom-1	Atom-2	Model ID	Violation (Å)
(1,36)	1:A:101:GLY:HA2	2:B:75:ILE:HG13	3	0.12
(1,36)	1:A:101:GLY:HA2	2:B:75:ILE:HG21	3	0.12
(1,36)	1:A:101:GLY:HA2	2:B:75:ILE:HG22	3	0.12
(1,36)	1:A:101:GLY:HA2	2:B:75:ILE:HG23	3	0.12
(1,36)	1:A:101:GLY:HA2	2:B:75:ILE:N	3	0.12
(1,36)	1:A:101:GLY:HA2	2:B:75:ILE:O	3	0.12
(1,36)	1:A:101:GLY:HA2	2:B:77:ALA:C	3	0.12
(1,36)	1:A:101:GLY:HA2	2:B:77:ALA:CA	3	0.12
(1,36)	1:A:101:GLY:HA2	2:B:77:ALA:CB	3	0.12
(1,36)	1:A:101:GLY:HA2	2:B:77:ALA:H	3	0.12
(1,36)	1:A:101:GLY:HA2	2:B:77:ALA:HA	3	0.12
(1,36)	1:A:101:GLY:HA2	2:B:77:ALA:HB1	3	0.12
(1,36)	1:A:101:GLY:HA2	2:B:77:ALA:HB2	3	0.12
(1,36)	1:A:101:GLY:HA2	2:B:77:ALA:HB3	3	0.12
(1,36)	1:A:101:GLY:HA2	2:B:77:ALA:N	3	0.12
(1,36)	1:A:101:GLY:HA2	2:B:77:ALA:O	3	0.12
(1,36)	1:A:101:GLY:HA2	2:B:78:GLY:C	3	0.12
(1,36)	1:A:101:GLY:HA2	2:B:78:GLY:CA	3	0.12
(1,36)	1:A:101:GLY:HA2	2:B:78:GLY:H	3	0.12
(1,36)	1:A:101:GLY:HA2	2:B:78:GLY:HA2	3	0.12
(1,36)	1:A:101:GLY:HA2	2:B:78:GLY:HA3	3	0.12
(1,36)	1:A:101:GLY:HA2	2:B:78:GLY:N	3	0.12
(1,36)	1:A:101:GLY:HA2	2:B:78:GLY:O	3	0.12
(1,36)	1:A:101:GLY:HA2	2:B:79:LYS:C	3	0.12
(1,36)	1:A:101:GLY:HA2	2:B:79:LYS:CA	3	0.12
(1,36)	1:A:101:GLY:HA2	2:B:79:LYS:CB	3	0.12
(1,36)	1:A:101:GLY:HA2	2:B:79:LYS:CD	3	0.12
(1,36)	1:A:101:GLY:HA2	2:B:79:LYS:CE	3	0.12
(1,36)	1:A:101:GLY:HA2	2:B:79:LYS:CG	3	0.12
(1,36)	1:A:101:GLY:HA2	2:B:79:LYS:H	3	0.12
(1,36)	1:A:101:GLY:HA2	2:B:79:LYS:HA	3	0.12
(1,36)	1:A:101:GLY:HA2	2:B:79:LYS:HB2	3	0.12
(1,36)	1:A:101:GLY:HA2	2:B:79:LYS:HB3	3	0.12
(1,36)	1:A:101:GLY:HA2	2:B:79:LYS:HD2	3	0.12
(1,36)	1:A:101:GLY:HA2	2:B:79:LYS:HD3	3	0.12
(1,36)	1:A:101:GLY:HA2	2:B:79:LYS:HE2	3	0.12
(1,36)	1:A:101:GLY:HA2	2:B:79:LYS:HE3	3	0.12
(1,36)	1:A:101:GLY:HA2	2:B:79:LYS:HG2	3	0.12
(1,36)	1:A:101:GLY:HA2	2:B:79:LYS:HG3	3	0.12
(1,36)	1:A:101:GLY:HA2	2:B:79:LYS:HZ1	3	0.12
(1,36)	1:A:101:GLY:HA2	2:B:79:LYS:HZ2	3	0.12
(1,36)	1:A:101:GLY:HA2	2:B:79:LYS:HZ3	3	0.12

*Continued on next page...*

*Continued from previous page...*

Key	Atom-1	Atom-2	Model ID	Violation (Å)
(1,36)	1:A:101:GLY:HA2	2:B:79:LYS:N	3	0.12
(1,36)	1:A:101:GLY:HA2	2:B:79:LYS:NZ	3	0.12
(1,36)	1:A:101:GLY:HA2	2:B:79:LYS:O	3	0.12
(1,36)	1:A:101:GLY:HA2	2:B:80:ILE:C	3	0.12
(1,36)	1:A:101:GLY:HA2	2:B:80:ILE:CA	3	0.12
(1,36)	1:A:101:GLY:HA2	2:B:80:ILE:CB	3	0.12
(1,36)	1:A:101:GLY:HA2	2:B:80:ILE:CD1	3	0.12
(1,36)	1:A:101:GLY:HA2	2:B:80:ILE:CG1	3	0.12
(1,36)	1:A:101:GLY:HA2	2:B:80:ILE:CG2	3	0.12
(1,36)	1:A:101:GLY:HA2	2:B:80:ILE:H	3	0.12
(1,36)	1:A:101:GLY:HA2	2:B:80:ILE:HA	3	0.12
(1,36)	1:A:101:GLY:HA2	2:B:80:ILE:HB	3	0.12
(1,36)	1:A:101:GLY:HA2	2:B:80:ILE:HD11	3	0.12
(1,36)	1:A:101:GLY:HA2	2:B:80:ILE:HD12	3	0.12
(1,36)	1:A:101:GLY:HA2	2:B:80:ILE:HD13	3	0.12
(1,36)	1:A:101:GLY:HA2	2:B:80:ILE:HG12	3	0.12
(1,36)	1:A:101:GLY:HA2	2:B:80:ILE:HG13	3	0.12
(1,36)	1:A:101:GLY:HA2	2:B:80:ILE:HG21	3	0.12
(1,36)	1:A:101:GLY:HA2	2:B:80:ILE:HG22	3	0.12
(1,36)	1:A:101:GLY:HA2	2:B:80:ILE:HG23	3	0.12
(1,36)	1:A:101:GLY:HA2	2:B:80:ILE:N	3	0.12
(1,36)	1:A:101:GLY:HA2	2:B:80:ILE:O	3	0.12
(1,36)	1:A:101:GLY:HA2	2:B:84:GLN:C	3	0.12
(1,36)	1:A:101:GLY:HA2	2:B:84:GLN:CA	3	0.12
(1,36)	1:A:101:GLY:HA2	2:B:84:GLN:CB	3	0.12
(1,36)	1:A:101:GLY:HA2	2:B:84:GLN:CD	3	0.12
(1,36)	1:A:101:GLY:HA2	2:B:84:GLN:CG	3	0.12
(1,36)	1:A:101:GLY:HA2	2:B:84:GLN:H	3	0.12
(1,36)	1:A:101:GLY:HA2	2:B:84:GLN:HA	3	0.12
(1,36)	1:A:101:GLY:HA2	2:B:84:GLN:HB2	3	0.12
(1,36)	1:A:101:GLY:HA2	2:B:84:GLN:HB3	3	0.12
(1,36)	1:A:101:GLY:HA2	2:B:84:GLN:HE21	3	0.12
(1,36)	1:A:101:GLY:HA2	2:B:84:GLN:HE22	3	0.12
(1,36)	1:A:101:GLY:HA2	2:B:84:GLN:HG2	3	0.12
(1,36)	1:A:101:GLY:HA2	2:B:84:GLN:HG3	3	0.12
(1,36)	1:A:101:GLY:HA2	2:B:84:GLN:N	3	0.12
(1,36)	1:A:101:GLY:HA2	2:B:84:GLN:NE2	3	0.12
(1,36)	1:A:101:GLY:HA2	2:B:84:GLN:O	3	0.12
(1,36)	1:A:101:GLY:HA2	2:B:84:GLN:OE1	3	0.12
(1,36)	1:A:101:GLY:HA2	2:B:97:THR:C	3	0.12
(1,36)	1:A:101:GLY:HA2	2:B:97:THR:CA	3	0.12
(1,36)	1:A:101:GLY:HA2	2:B:97:THR:CB	3	0.12

*Continued on next page...*

*Continued from previous page...*

Key	Atom-1	Atom-2	Model ID	Violation (Å)
(1,36)	1:A:101:GLY:HA2	2:B:97:THR:CG2	3	0.12
(1,36)	1:A:101:GLY:HA2	2:B:97:THR:H	3	0.12
(1,36)	1:A:101:GLY:HA2	2:B:97:THR:HA	3	0.12
(1,36)	1:A:101:GLY:HA2	2:B:97:THR:HB	3	0.12
(1,36)	1:A:101:GLY:HA2	2:B:97:THR:HG1	3	0.12
(1,36)	1:A:101:GLY:HA2	2:B:97:THR:HG21	3	0.12
(1,36)	1:A:101:GLY:HA2	2:B:97:THR:HG22	3	0.12
(1,36)	1:A:101:GLY:HA2	2:B:97:THR:HG23	3	0.12
(1,36)	1:A:101:GLY:HA2	2:B:97:THR:N	3	0.12
(1,36)	1:A:101:GLY:HA2	2:B:97:THR:O	3	0.12
(1,36)	1:A:101:GLY:HA2	2:B:97:THR:OG1	3	0.12
(1,36)	1:A:101:GLY:HA2	2:B:99:HIS:C	3	0.12
(1,36)	1:A:101:GLY:HA2	2:B:99:HIS:CA	3	0.12
(1,36)	1:A:101:GLY:HA2	2:B:99:HIS:CB	3	0.12
(1,36)	1:A:101:GLY:HA2	2:B:99:HIS:CD2	3	0.12
(1,36)	1:A:101:GLY:HA2	2:B:99:HIS:CE1	3	0.12
(1,36)	1:A:101:GLY:HA2	2:B:99:HIS:CG	3	0.12
(1,36)	1:A:101:GLY:HA2	2:B:99:HIS:H	3	0.12
(1,36)	1:A:101:GLY:HA2	2:B:99:HIS:HA	3	0.12
(1,36)	1:A:101:GLY:HA2	2:B:99:HIS:HB2	3	0.12
(1,36)	1:A:101:GLY:HA2	2:B:99:HIS:HB3	3	0.12
(1,36)	1:A:101:GLY:HA2	2:B:99:HIS:HD1	3	0.12
(1,36)	1:A:101:GLY:HA2	2:B:99:HIS:HD2	3	0.12
(1,36)	1:A:101:GLY:HA2	2:B:99:HIS:HE1	3	0.12
(1,36)	1:A:101:GLY:HA2	2:B:99:HIS:HE2	3	0.12
(1,36)	1:A:101:GLY:HA2	2:B:99:HIS:N	3	0.12
(1,36)	1:A:101:GLY:HA2	2:B:99:HIS:ND1	3	0.12
(1,36)	1:A:101:GLY:HA2	2:B:99:HIS:NE2	3	0.12
(1,36)	1:A:101:GLY:HA2	2:B:99:HIS:O	3	0.12
(1,36)	1:A:101:GLY:HA2	2:B:101:VAL:C	3	0.12
(1,36)	1:A:101:GLY:HA2	2:B:101:VAL:CA	3	0.12
(1,36)	1:A:101:GLY:HA2	2:B:101:VAL:CB	3	0.12
(1,36)	1:A:101:GLY:HA2	2:B:101:VAL:CG1	3	0.12
(1,36)	1:A:101:GLY:HA2	2:B:101:VAL:CG2	3	0.12
(1,36)	1:A:101:GLY:HA2	2:B:101:VAL:H	3	0.12
(1,36)	1:A:101:GLY:HA2	2:B:101:VAL:HA	3	0.12
(1,36)	1:A:101:GLY:HA2	2:B:101:VAL:HB	3	0.12
(1,36)	1:A:101:GLY:HA2	2:B:101:VAL:HG11	3	0.12
(1,36)	1:A:101:GLY:HA2	2:B:101:VAL:HG12	3	0.12
(1,36)	1:A:101:GLY:HA2	2:B:101:VAL:HG13	3	0.12
(1,36)	1:A:101:GLY:HA2	2:B:101:VAL:HG21	3	0.12
(1,36)	1:A:101:GLY:HA2	2:B:101:VAL:HG22	3	0.12

*Continued on next page...*

*Continued from previous page...*

Key	Atom-1	Atom-2	Model ID	Violation (Å)
(1,36)	1:A:101:GLY:HA2	2:B:101:VAL:HG23	3	0.12
(1,36)	1:A:101:GLY:HA2	2:B:101:VAL:N	3	0.12
(1,36)	1:A:101:GLY:HA2	2:B:101:VAL:O	3	0.12
(1,36)	1:A:101:GLY:HA3	2:B:75:ILE:C	3	0.12
(1,36)	1:A:101:GLY:HA3	2:B:75:ILE:CA	3	0.12
(1,36)	1:A:101:GLY:HA3	2:B:75:ILE:CB	3	0.12
(1,36)	1:A:101:GLY:HA3	2:B:75:ILE:CD1	3	0.12
(1,36)	1:A:101:GLY:HA3	2:B:75:ILE:CG1	3	0.12
(1,36)	1:A:101:GLY:HA3	2:B:75:ILE:CG2	3	0.12
(1,36)	1:A:101:GLY:HA3	2:B:75:ILE:H	3	0.12
(1,36)	1:A:101:GLY:HA3	2:B:75:ILE:HA	3	0.12
(1,36)	1:A:101:GLY:HA3	2:B:75:ILE:HB	3	0.12
(1,36)	1:A:101:GLY:HA3	2:B:75:ILE:HD11	3	0.12
(1,36)	1:A:101:GLY:HA3	2:B:75:ILE:HD12	3	0.12
(1,36)	1:A:101:GLY:HA3	2:B:75:ILE:HD13	3	0.12
(1,36)	1:A:101:GLY:HA3	2:B:75:ILE:HG12	3	0.12
(1,36)	1:A:101:GLY:HA3	2:B:75:ILE:HG13	3	0.12
(1,36)	1:A:101:GLY:HA3	2:B:75:ILE:HG21	3	0.12
(1,36)	1:A:101:GLY:HA3	2:B:75:ILE:HG22	3	0.12
(1,36)	1:A:101:GLY:HA3	2:B:75:ILE:HG23	3	0.12
(1,36)	1:A:101:GLY:HA3	2:B:75:ILE:N	3	0.12
(1,36)	1:A:101:GLY:HA3	2:B:75:ILE:O	3	0.12
(1,36)	1:A:101:GLY:HA3	2:B:77:ALA:C	3	0.12
(1,36)	1:A:101:GLY:HA3	2:B:77:ALA:CA	3	0.12
(1,36)	1:A:101:GLY:HA3	2:B:77:ALA:CB	3	0.12
(1,36)	1:A:101:GLY:HA3	2:B:77:ALA:H	3	0.12
(1,36)	1:A:101:GLY:HA3	2:B:77:ALA:HA	3	0.12
(1,36)	1:A:101:GLY:HA3	2:B:77:ALA:HB1	3	0.12
(1,36)	1:A:101:GLY:HA3	2:B:77:ALA:HB2	3	0.12
(1,36)	1:A:101:GLY:HA3	2:B:77:ALA:HB3	3	0.12
(1,36)	1:A:101:GLY:HA3	2:B:77:ALA:N	3	0.12
(1,36)	1:A:101:GLY:HA3	2:B:77:ALA:O	3	0.12
(1,36)	1:A:101:GLY:HA3	2:B:78:GLY:C	3	0.12
(1,36)	1:A:101:GLY:HA3	2:B:78:GLY:CA	3	0.12
(1,36)	1:A:101:GLY:HA3	2:B:78:GLY:H	3	0.12
(1,36)	1:A:101:GLY:HA3	2:B:78:GLY:HA2	3	0.12
(1,36)	1:A:101:GLY:HA3	2:B:78:GLY:HA3	3	0.12
(1,36)	1:A:101:GLY:HA3	2:B:78:GLY:N	3	0.12
(1,36)	1:A:101:GLY:HA3	2:B:78:GLY:O	3	0.12
(1,36)	1:A:101:GLY:HA3	2:B:79:LYS:C	3	0.12
(1,36)	1:A:101:GLY:HA3	2:B:79:LYS:CA	3	0.12
(1,36)	1:A:101:GLY:HA3	2:B:79:LYS:CB	3	0.12

*Continued on next page...*

Continued from previous page...

Key	Atom-1	Atom-2	Model ID	Violation (Å)
(1,36)	1:A:101:GLY:HA3	2:B:79:LYS:CD	3	0.12
(1,36)	1:A:101:GLY:HA3	2:B:79:LYS:CE	3	0.12
(1,36)	1:A:101:GLY:HA3	2:B:79:LYS:CG	3	0.12
(1,36)	1:A:101:GLY:HA3	2:B:79:LYS:H	3	0.12
(1,36)	1:A:101:GLY:HA3	2:B:79:LYS:HA	3	0.12
(1,36)	1:A:101:GLY:HA3	2:B:79:LYS:HB2	3	0.12
(1,36)	1:A:101:GLY:HA3	2:B:79:LYS:HB3	3	0.12
(1,36)	1:A:101:GLY:HA3	2:B:79:LYS:HD2	3	0.12
(1,36)	1:A:101:GLY:HA3	2:B:79:LYS:HD3	3	0.12
(1,36)	1:A:101:GLY:HA3	2:B:79:LYS:HE2	3	0.12
(1,36)	1:A:101:GLY:HA3	2:B:79:LYS:HE3	3	0.12
(1,36)	1:A:101:GLY:HA3	2:B:79:LYS:HG2	3	0.12
(1,36)	1:A:101:GLY:HA3	2:B:79:LYS:HG3	3	0.12
(1,36)	1:A:101:GLY:HA3	2:B:79:LYS:HZ1	3	0.12
(1,36)	1:A:101:GLY:HA3	2:B:79:LYS:HZ2	3	0.12
(1,36)	1:A:101:GLY:HA3	2:B:79:LYS:HZ3	3	0.12
(1,36)	1:A:101:GLY:HA3	2:B:79:LYS:N	3	0.12
(1,36)	1:A:101:GLY:HA3	2:B:79:LYS:NZ	3	0.12
(1,36)	1:A:101:GLY:HA3	2:B:79:LYS:O	3	0.12
(1,36)	1:A:101:GLY:HA3	2:B:80:ILE:C	3	0.12
(1,36)	1:A:101:GLY:HA3	2:B:80:ILE:CA	3	0.12
(1,36)	1:A:101:GLY:HA3	2:B:80:ILE:CB	3	0.12
(1,36)	1:A:101:GLY:HA3	2:B:80:ILE:CD1	3	0.12
(1,36)	1:A:101:GLY:HA3	2:B:80:ILE:CG1	3	0.12
(1,36)	1:A:101:GLY:HA3	2:B:80:ILE:CG2	3	0.12
(1,36)	1:A:101:GLY:HA3	2:B:80:ILE:H	3	0.12
(1,36)	1:A:101:GLY:HA3	2:B:80:ILE:HA	3	0.12
(1,36)	1:A:101:GLY:HA3	2:B:80:ILE:HB	3	0.12
(1,36)	1:A:101:GLY:HA3	2:B:80:ILE:HD11	3	0.12
(1,36)	1:A:101:GLY:HA3	2:B:80:ILE:HD12	3	0.12
(1,36)	1:A:101:GLY:HA3	2:B:80:ILE:HD13	3	0.12
(1,36)	1:A:101:GLY:HA3	2:B:80:ILE:HG12	3	0.12
(1,36)	1:A:101:GLY:HA3	2:B:80:ILE:HG13	3	0.12
(1,36)	1:A:101:GLY:HA3	2:B:80:ILE:HG21	3	0.12
(1,36)	1:A:101:GLY:HA3	2:B:80:ILE:HG22	3	0.12
(1,36)	1:A:101:GLY:HA3	2:B:80:ILE:HG23	3	0.12
(1,36)	1:A:101:GLY:HA3	2:B:80:ILE:N	3	0.12
(1,36)	1:A:101:GLY:HA3	2:B:80:ILE:O	3	0.12
(1,36)	1:A:101:GLY:HA3	2:B:84:GLN:C	3	0.12
(1,36)	1:A:101:GLY:HA3	2:B:84:GLN:CA	3	0.12
(1,36)	1:A:101:GLY:HA3	2:B:84:GLN:CB	3	0.12
(1,36)	1:A:101:GLY:HA3	2:B:84:GLN:CD	3	0.12

Continued on next page...

*Continued from previous page...*

Key	Atom-1	Atom-2	Model ID	Violation (Å)
(1,36)	1:A:101:GLY:HA3	2:B:84:GLN:CG	3	0.12
(1,36)	1:A:101:GLY:HA3	2:B:84:GLN:H	3	0.12
(1,36)	1:A:101:GLY:HA3	2:B:84:GLN:HA	3	0.12
(1,36)	1:A:101:GLY:HA3	2:B:84:GLN:HB2	3	0.12
(1,36)	1:A:101:GLY:HA3	2:B:84:GLN:HB3	3	0.12
(1,36)	1:A:101:GLY:HA3	2:B:84:GLN:HE21	3	0.12
(1,36)	1:A:101:GLY:HA3	2:B:84:GLN:HE22	3	0.12
(1,36)	1:A:101:GLY:HA3	2:B:84:GLN:HG2	3	0.12
(1,36)	1:A:101:GLY:HA3	2:B:84:GLN:HG3	3	0.12
(1,36)	1:A:101:GLY:HA3	2:B:84:GLN:N	3	0.12
(1,36)	1:A:101:GLY:HA3	2:B:84:GLN:NE2	3	0.12
(1,36)	1:A:101:GLY:HA3	2:B:84:GLN:O	3	0.12
(1,36)	1:A:101:GLY:HA3	2:B:84:GLN:OE1	3	0.12
(1,36)	1:A:101:GLY:HA3	2:B:97:THR:C	3	0.12
(1,36)	1:A:101:GLY:HA3	2:B:97:THR:CA	3	0.12
(1,36)	1:A:101:GLY:HA3	2:B:97:THR:CB	3	0.12
(1,36)	1:A:101:GLY:HA3	2:B:97:THR:CG2	3	0.12
(1,36)	1:A:101:GLY:HA3	2:B:97:THR:H	3	0.12
(1,36)	1:A:101:GLY:HA3	2:B:97:THR:HA	3	0.12
(1,36)	1:A:101:GLY:HA3	2:B:97:THR:HB	3	0.12
(1,36)	1:A:101:GLY:HA3	2:B:97:THR:HG1	3	0.12
(1,36)	1:A:101:GLY:HA3	2:B:97:THR:HG21	3	0.12
(1,36)	1:A:101:GLY:HA3	2:B:97:THR:HG22	3	0.12
(1,36)	1:A:101:GLY:HA3	2:B:97:THR:HG23	3	0.12
(1,36)	1:A:101:GLY:HA3	2:B:97:THR:N	3	0.12
(1,36)	1:A:101:GLY:HA3	2:B:97:THR:O	3	0.12
(1,36)	1:A:101:GLY:HA3	2:B:97:THR:OG1	3	0.12
(1,36)	1:A:101:GLY:HA3	2:B:99:HIS:C	3	0.12
(1,36)	1:A:101:GLY:HA3	2:B:99:HIS:CA	3	0.12
(1,36)	1:A:101:GLY:HA3	2:B:99:HIS:CB	3	0.12
(1,36)	1:A:101:GLY:HA3	2:B:99:HIS:CD2	3	0.12
(1,36)	1:A:101:GLY:HA3	2:B:99:HIS:CE1	3	0.12
(1,36)	1:A:101:GLY:HA3	2:B:99:HIS:CG	3	0.12
(1,36)	1:A:101:GLY:HA3	2:B:99:HIS:H	3	0.12
(1,36)	1:A:101:GLY:HA3	2:B:99:HIS:HA	3	0.12
(1,36)	1:A:101:GLY:HA3	2:B:99:HIS:HB2	3	0.12
(1,36)	1:A:101:GLY:HA3	2:B:99:HIS:HB3	3	0.12
(1,36)	1:A:101:GLY:HA3	2:B:99:HIS:HD1	3	0.12
(1,36)	1:A:101:GLY:HA3	2:B:99:HIS:HD2	3	0.12
(1,36)	1:A:101:GLY:HA3	2:B:99:HIS:HE1	3	0.12
(1,36)	1:A:101:GLY:HA3	2:B:99:HIS:HE2	3	0.12
(1,36)	1:A:101:GLY:HA3	2:B:99:HIS:N	3	0.12

*Continued on next page...*

*Continued from previous page...*

Key	Atom-1	Atom-2	Model ID	Violation (Å)
(1,36)	1:A:101:GLY:HA3	2:B:99:HIS:ND1	3	0.12
(1,36)	1:A:101:GLY:HA3	2:B:99:HIS:NE2	3	0.12
(1,36)	1:A:101:GLY:HA3	2:B:99:HIS:O	3	0.12
(1,36)	1:A:101:GLY:HA3	2:B:101:VAL:C	3	0.12
(1,36)	1:A:101:GLY:HA3	2:B:101:VAL:CA	3	0.12
(1,36)	1:A:101:GLY:HA3	2:B:101:VAL:CB	3	0.12
(1,36)	1:A:101:GLY:HA3	2:B:101:VAL:CG1	3	0.12
(1,36)	1:A:101:GLY:HA3	2:B:101:VAL:CG2	3	0.12
(1,36)	1:A:101:GLY:HA3	2:B:101:VAL:H	3	0.12
(1,36)	1:A:101:GLY:HA3	2:B:101:VAL:HA	3	0.12
(1,36)	1:A:101:GLY:HA3	2:B:101:VAL:HB	3	0.12
(1,36)	1:A:101:GLY:HA3	2:B:101:VAL:HG11	3	0.12
(1,36)	1:A:101:GLY:HA3	2:B:101:VAL:HG12	3	0.12
(1,36)	1:A:101:GLY:HA3	2:B:101:VAL:HG13	3	0.12
(1,36)	1:A:101:GLY:HA3	2:B:101:VAL:HG21	3	0.12
(1,36)	1:A:101:GLY:HA3	2:B:101:VAL:HG22	3	0.12
(1,36)	1:A:101:GLY:HA3	2:B:101:VAL:HG23	3	0.12
(1,36)	1:A:101:GLY:HA3	2:B:101:VAL:N	3	0.12
(1,36)	1:A:101:GLY:HA3	2:B:101:VAL:O	3	0.12
(1,36)	1:A:101:GLY:N	2:B:75:ILE:C	3	0.12
(1,36)	1:A:101:GLY:N	2:B:75:ILE:CA	3	0.12
(1,36)	1:A:101:GLY:N	2:B:75:ILE:CB	3	0.12
(1,36)	1:A:101:GLY:N	2:B:75:ILE:CD1	3	0.12
(1,36)	1:A:101:GLY:N	2:B:75:ILE:CG1	3	0.12
(1,36)	1:A:101:GLY:N	2:B:75:ILE:CG2	3	0.12
(1,36)	1:A:101:GLY:N	2:B:75:ILE:H	3	0.12
(1,36)	1:A:101:GLY:N	2:B:75:ILE:HA	3	0.12
(1,36)	1:A:101:GLY:N	2:B:75:ILE:HB	3	0.12
(1,36)	1:A:101:GLY:N	2:B:75:ILE:HD11	3	0.12
(1,36)	1:A:101:GLY:N	2:B:75:ILE:HD12	3	0.12
(1,36)	1:A:101:GLY:N	2:B:75:ILE:HD13	3	0.12
(1,36)	1:A:101:GLY:N	2:B:75:ILE:HG12	3	0.12
(1,36)	1:A:101:GLY:N	2:B:75:ILE:HG13	3	0.12
(1,36)	1:A:101:GLY:N	2:B:75:ILE:HG21	3	0.12
(1,36)	1:A:101:GLY:N	2:B:75:ILE:HG22	3	0.12
(1,36)	1:A:101:GLY:N	2:B:75:ILE:HG23	3	0.12
(1,36)	1:A:101:GLY:N	2:B:75:ILE:N	3	0.12
(1,36)	1:A:101:GLY:N	2:B:75:ILE:O	3	0.12
(1,36)	1:A:101:GLY:N	2:B:77:ALA:C	3	0.12
(1,36)	1:A:101:GLY:N	2:B:77:ALA:CA	3	0.12
(1,36)	1:A:101:GLY:N	2:B:77:ALA:CB	3	0.12
(1,36)	1:A:101:GLY:N	2:B:77:ALA:H	3	0.12

*Continued on next page...*

*Continued from previous page...*

Key	Atom-1	Atom-2	Model ID	Violation (Å)
(1,36)	1:A:101:GLY:N	2:B:77:ALA:HA	3	0.12
(1,36)	1:A:101:GLY:N	2:B:77:ALA:HB1	3	0.12
(1,36)	1:A:101:GLY:N	2:B:77:ALA:HB2	3	0.12
(1,36)	1:A:101:GLY:N	2:B:77:ALA:HB3	3	0.12
(1,36)	1:A:101:GLY:N	2:B:77:ALA:N	3	0.12
(1,36)	1:A:101:GLY:N	2:B:77:ALA:O	3	0.12
(1,36)	1:A:101:GLY:N	2:B:78:GLY:C	3	0.12
(1,36)	1:A:101:GLY:N	2:B:78:GLY:CA	3	0.12
(1,36)	1:A:101:GLY:N	2:B:78:GLY:H	3	0.12
(1,36)	1:A:101:GLY:N	2:B:78:GLY:HA2	3	0.12
(1,36)	1:A:101:GLY:N	2:B:78:GLY:HA3	3	0.12
(1,36)	1:A:101:GLY:N	2:B:78:GLY:N	3	0.12
(1,36)	1:A:101:GLY:N	2:B:78:GLY:O	3	0.12
(1,36)	1:A:101:GLY:N	2:B:79:LYS:C	3	0.12
(1,36)	1:A:101:GLY:N	2:B:79:LYS:CA	3	0.12
(1,36)	1:A:101:GLY:N	2:B:79:LYS:CB	3	0.12
(1,36)	1:A:101:GLY:N	2:B:79:LYS:CD	3	0.12
(1,36)	1:A:101:GLY:N	2:B:79:LYS:CE	3	0.12
(1,36)	1:A:101:GLY:N	2:B:79:LYS:CG	3	0.12
(1,36)	1:A:101:GLY:N	2:B:79:LYS:H	3	0.12
(1,36)	1:A:101:GLY:N	2:B:79:LYS:HA	3	0.12
(1,36)	1:A:101:GLY:N	2:B:79:LYS:HB2	3	0.12
(1,36)	1:A:101:GLY:N	2:B:79:LYS:HB3	3	0.12
(1,36)	1:A:101:GLY:N	2:B:79:LYS:HD2	3	0.12
(1,36)	1:A:101:GLY:N	2:B:79:LYS:HD3	3	0.12
(1,36)	1:A:101:GLY:N	2:B:79:LYS:HE2	3	0.12
(1,36)	1:A:101:GLY:N	2:B:79:LYS:HE3	3	0.12
(1,36)	1:A:101:GLY:N	2:B:79:LYS:HG2	3	0.12
(1,36)	1:A:101:GLY:N	2:B:79:LYS:HG3	3	0.12
(1,36)	1:A:101:GLY:N	2:B:79:LYS:HZ1	3	0.12
(1,36)	1:A:101:GLY:N	2:B:79:LYS:HZ2	3	0.12
(1,36)	1:A:101:GLY:N	2:B:79:LYS:HZ3	3	0.12
(1,36)	1:A:101:GLY:N	2:B:79:LYS:N	3	0.12
(1,36)	1:A:101:GLY:N	2:B:79:LYS:NZ	3	0.12
(1,36)	1:A:101:GLY:N	2:B:79:LYS:O	3	0.12
(1,36)	1:A:101:GLY:N	2:B:80:ILE:C	3	0.12
(1,36)	1:A:101:GLY:N	2:B:80:ILE:CA	3	0.12
(1,36)	1:A:101:GLY:N	2:B:80:ILE:CB	3	0.12
(1,36)	1:A:101:GLY:N	2:B:80:ILE:CD1	3	0.12
(1,36)	1:A:101:GLY:N	2:B:80:ILE:CG1	3	0.12
(1,36)	1:A:101:GLY:N	2:B:80:ILE:CG2	3	0.12
(1,36)	1:A:101:GLY:N	2:B:80:ILE:H	3	0.12

*Continued on next page...*



*Continued from previous page...*

Key	Atom-1	Atom-2	Model ID	Violation (Å)
(1,36)	1:A:101:GLY:N	2:B:80:ILE:HA	3	0.12
(1,36)	1:A:101:GLY:N	2:B:80:ILE:HB	3	0.12
(1,36)	1:A:101:GLY:N	2:B:80:ILE:HD11	3	0.12
(1,36)	1:A:101:GLY:N	2:B:80:ILE:HD12	3	0.12
(1,36)	1:A:101:GLY:N	2:B:80:ILE:HD13	3	0.12
(1,36)	1:A:101:GLY:N	2:B:80:ILE:HG12	3	0.12
(1,36)	1:A:101:GLY:N	2:B:80:ILE:HG13	3	0.12
(1,36)	1:A:101:GLY:N	2:B:80:ILE:HG21	3	0.12
(1,36)	1:A:101:GLY:N	2:B:80:ILE:HG22	3	0.12
(1,36)	1:A:101:GLY:N	2:B:80:ILE:HG23	3	0.12
(1,36)	1:A:101:GLY:N	2:B:80:ILE:N	3	0.12
(1,36)	1:A:101:GLY:N	2:B:80:ILE:O	3	0.12
(1,36)	1:A:101:GLY:N	2:B:84:GLN:C	3	0.12
(1,36)	1:A:101:GLY:N	2:B:84:GLN:CA	3	0.12
(1,36)	1:A:101:GLY:N	2:B:84:GLN:CB	3	0.12
(1,36)	1:A:101:GLY:N	2:B:84:GLN:CD	3	0.12
(1,36)	1:A:101:GLY:N	2:B:84:GLN:CG	3	0.12
(1,36)	1:A:101:GLY:N	2:B:84:GLN:H	3	0.12
(1,36)	1:A:101:GLY:N	2:B:84:GLN:HA	3	0.12
(1,36)	1:A:101:GLY:N	2:B:84:GLN:HB2	3	0.12
(1,36)	1:A:101:GLY:N	2:B:84:GLN:HB3	3	0.12
(1,36)	1:A:101:GLY:N	2:B:84:GLN:HE21	3	0.12
(1,36)	1:A:101:GLY:N	2:B:84:GLN:HE22	3	0.12
(1,36)	1:A:101:GLY:N	2:B:84:GLN:HG2	3	0.12
(1,36)	1:A:101:GLY:N	2:B:84:GLN:HG3	3	0.12
(1,36)	1:A:101:GLY:N	2:B:84:GLN:N	3	0.12
(1,36)	1:A:101:GLY:N	2:B:84:GLN:NE2	3	0.12
(1,36)	1:A:101:GLY:N	2:B:84:GLN:O	3	0.12
(1,36)	1:A:101:GLY:N	2:B:84:GLN:OE1	3	0.12
(1,36)	1:A:101:GLY:N	2:B:97:THR:C	3	0.12
(1,36)	1:A:101:GLY:N	2:B:97:THR:CA	3	0.12
(1,36)	1:A:101:GLY:N	2:B:97:THR:CB	3	0.12
(1,36)	1:A:101:GLY:N	2:B:97:THR:CG2	3	0.12
(1,36)	1:A:101:GLY:N	2:B:97:THR:H	3	0.12
(1,36)	1:A:101:GLY:N	2:B:97:THR:HA	3	0.12
(1,36)	1:A:101:GLY:N	2:B:97:THR:HB	3	0.12
(1,36)	1:A:101:GLY:N	2:B:97:THR:HG1	3	0.12
(1,36)	1:A:101:GLY:N	2:B:97:THR:HG21	3	0.12
(1,36)	1:A:101:GLY:N	2:B:97:THR:HG22	3	0.12
(1,36)	1:A:101:GLY:N	2:B:97:THR:HG23	3	0.12
(1,36)	1:A:101:GLY:N	2:B:97:THR:N	3	0.12
(1,36)	1:A:101:GLY:N	2:B:97:THR:O	3	0.12

*Continued on next page...*

*Continued from previous page...*

Key	Atom-1	Atom-2	Model ID	Violation (Å)
(1,36)	1:A:101:GLY:N	2:B:97:THR:OG1	3	0.12
(1,36)	1:A:101:GLY:N	2:B:99:HIS:C	3	0.12
(1,36)	1:A:101:GLY:N	2:B:99:HIS:CA	3	0.12
(1,36)	1:A:101:GLY:N	2:B:99:HIS:CB	3	0.12
(1,36)	1:A:101:GLY:N	2:B:99:HIS:CD2	3	0.12
(1,36)	1:A:101:GLY:N	2:B:99:HIS:CE1	3	0.12
(1,36)	1:A:101:GLY:N	2:B:99:HIS:CG	3	0.12
(1,36)	1:A:101:GLY:N	2:B:99:HIS:H	3	0.12
(1,36)	1:A:101:GLY:N	2:B:99:HIS:HA	3	0.12
(1,36)	1:A:101:GLY:N	2:B:99:HIS:HB2	3	0.12
(1,36)	1:A:101:GLY:N	2:B:99:HIS:HB3	3	0.12
(1,36)	1:A:101:GLY:N	2:B:99:HIS:HD1	3	0.12
(1,36)	1:A:101:GLY:N	2:B:99:HIS:HD2	3	0.12
(1,36)	1:A:101:GLY:N	2:B:99:HIS:HE1	3	0.12
(1,36)	1:A:101:GLY:N	2:B:99:HIS:HE2	3	0.12
(1,36)	1:A:101:GLY:N	2:B:99:HIS:N	3	0.12
(1,36)	1:A:101:GLY:N	2:B:99:HIS:ND1	3	0.12
(1,36)	1:A:101:GLY:N	2:B:99:HIS:NE2	3	0.12
(1,36)	1:A:101:GLY:N	2:B:99:HIS:O	3	0.12
(1,36)	1:A:101:GLY:N	2:B:101:VAL:C	3	0.12
(1,36)	1:A:101:GLY:N	2:B:101:VAL:CA	3	0.12
(1,36)	1:A:101:GLY:N	2:B:101:VAL:CB	3	0.12
(1,36)	1:A:101:GLY:N	2:B:101:VAL:CG1	3	0.12
(1,36)	1:A:101:GLY:N	2:B:101:VAL:CG2	3	0.12
(1,36)	1:A:101:GLY:N	2:B:101:VAL:H	3	0.12
(1,36)	1:A:101:GLY:N	2:B:101:VAL:HA	3	0.12
(1,36)	1:A:101:GLY:N	2:B:101:VAL:HB	3	0.12
(1,36)	1:A:101:GLY:N	2:B:101:VAL:HG11	3	0.12
(1,36)	1:A:101:GLY:N	2:B:101:VAL:HG12	3	0.12
(1,36)	1:A:101:GLY:N	2:B:101:VAL:HG13	3	0.12
(1,36)	1:A:101:GLY:N	2:B:101:VAL:HG21	3	0.12
(1,36)	1:A:101:GLY:N	2:B:101:VAL:HG22	3	0.12
(1,36)	1:A:101:GLY:N	2:B:101:VAL:HG23	3	0.12
(1,36)	1:A:101:GLY:N	2:B:101:VAL:N	3	0.12
(1,36)	1:A:101:GLY:N	2:B:101:VAL:O	3	0.12
(1,36)	1:A:101:GLY:O	2:B:75:ILE:C	3	0.12
(1,36)	1:A:101:GLY:O	2:B:75:ILE:CA	3	0.12
(1,36)	1:A:101:GLY:O	2:B:75:ILE:CB	3	0.12
(1,36)	1:A:101:GLY:O	2:B:75:ILE:CD1	3	0.12
(1,36)	1:A:101:GLY:O	2:B:75:ILE:CG1	3	0.12
(1,36)	1:A:101:GLY:O	2:B:75:ILE:CG2	3	0.12
(1,36)	1:A:101:GLY:O	2:B:75:ILE:H	3	0.12

*Continued on next page...*

*Continued from previous page...*

Key	Atom-1	Atom-2	Model ID	Violation (Å)
(1,36)	1:A:101:GLY:O	2:B:75:ILE:HA	3	0.12
(1,36)	1:A:101:GLY:O	2:B:75:ILE:HB	3	0.12
(1,36)	1:A:101:GLY:O	2:B:75:ILE:HD11	3	0.12
(1,36)	1:A:101:GLY:O	2:B:75:ILE:HD12	3	0.12
(1,36)	1:A:101:GLY:O	2:B:75:ILE:HD13	3	0.12
(1,36)	1:A:101:GLY:O	2:B:75:ILE:HG12	3	0.12
(1,36)	1:A:101:GLY:O	2:B:75:ILE:HG13	3	0.12
(1,36)	1:A:101:GLY:O	2:B:75:ILE:HG21	3	0.12
(1,36)	1:A:101:GLY:O	2:B:75:ILE:HG22	3	0.12
(1,36)	1:A:101:GLY:O	2:B:75:ILE:HG23	3	0.12
(1,36)	1:A:101:GLY:O	2:B:75:ILE:N	3	0.12
(1,36)	1:A:101:GLY:O	2:B:75:ILE:O	3	0.12
(1,36)	1:A:101:GLY:O	2:B:77:ALA:C	3	0.12
(1,36)	1:A:101:GLY:O	2:B:77:ALA:CA	3	0.12
(1,36)	1:A:101:GLY:O	2:B:77:ALA:CB	3	0.12
(1,36)	1:A:101:GLY:O	2:B:77:ALA:H	3	0.12
(1,36)	1:A:101:GLY:O	2:B:77:ALA:HA	3	0.12
(1,36)	1:A:101:GLY:O	2:B:77:ALA:HB1	3	0.12
(1,36)	1:A:101:GLY:O	2:B:77:ALA:HB2	3	0.12
(1,36)	1:A:101:GLY:O	2:B:77:ALA:HB3	3	0.12
(1,36)	1:A:101:GLY:O	2:B:77:ALA:N	3	0.12
(1,36)	1:A:101:GLY:O	2:B:77:ALA:O	3	0.12
(1,36)	1:A:101:GLY:O	2:B:78:GLY:C	3	0.12
(1,36)	1:A:101:GLY:O	2:B:78:GLY:CA	3	0.12
(1,36)	1:A:101:GLY:O	2:B:78:GLY:H	3	0.12
(1,36)	1:A:101:GLY:O	2:B:78:GLY:HA2	3	0.12
(1,36)	1:A:101:GLY:O	2:B:78:GLY:HA3	3	0.12
(1,36)	1:A:101:GLY:O	2:B:78:GLY:N	3	0.12
(1,36)	1:A:101:GLY:O	2:B:78:GLY:O	3	0.12
(1,36)	1:A:101:GLY:O	2:B:79:LYS:C	3	0.12
(1,36)	1:A:101:GLY:O	2:B:79:LYS:CA	3	0.12
(1,36)	1:A:101:GLY:O	2:B:79:LYS:CB	3	0.12
(1,36)	1:A:101:GLY:O	2:B:79:LYS:CD	3	0.12
(1,36)	1:A:101:GLY:O	2:B:79:LYS:CE	3	0.12
(1,36)	1:A:101:GLY:O	2:B:79:LYS:CG	3	0.12
(1,36)	1:A:101:GLY:O	2:B:79:LYS:H	3	0.12
(1,36)	1:A:101:GLY:O	2:B:79:LYS:HA	3	0.12
(1,36)	1:A:101:GLY:O	2:B:79:LYS:HB2	3	0.12
(1,36)	1:A:101:GLY:O	2:B:79:LYS:HB3	3	0.12
(1,36)	1:A:101:GLY:O	2:B:79:LYS:HD2	3	0.12
(1,36)	1:A:101:GLY:O	2:B:79:LYS:HD3	3	0.12
(1,36)	1:A:101:GLY:O	2:B:79:LYS:HE2	3	0.12

*Continued on next page...*

*Continued from previous page...*

Key	Atom-1	Atom-2	Model ID	Violation (Å)
(1,36)	1:A:101:GLY:O	2:B:79:LYS:HE3	3	0.12
(1,36)	1:A:101:GLY:O	2:B:79:LYS:HG2	3	0.12
(1,36)	1:A:101:GLY:O	2:B:79:LYS:HG3	3	0.12
(1,36)	1:A:101:GLY:O	2:B:79:LYS:HZ1	3	0.12
(1,36)	1:A:101:GLY:O	2:B:79:LYS:HZ2	3	0.12
(1,36)	1:A:101:GLY:O	2:B:79:LYS:HZ3	3	0.12
(1,36)	1:A:101:GLY:O	2:B:79:LYS:N	3	0.12
(1,36)	1:A:101:GLY:O	2:B:79:LYS:NZ	3	0.12
(1,36)	1:A:101:GLY:O	2:B:79:LYS:O	3	0.12
(1,36)	1:A:101:GLY:O	2:B:80:ILE:C	3	0.12
(1,36)	1:A:101:GLY:O	2:B:80:ILE:CA	3	0.12
(1,36)	1:A:101:GLY:O	2:B:80:ILE:CB	3	0.12
(1,36)	1:A:101:GLY:O	2:B:80:ILE:CD1	3	0.12
(1,36)	1:A:101:GLY:O	2:B:80:ILE:CG1	3	0.12
(1,36)	1:A:101:GLY:O	2:B:80:ILE:CG2	3	0.12
(1,36)	1:A:101:GLY:O	2:B:80:ILE:H	3	0.12
(1,36)	1:A:101:GLY:O	2:B:80:ILE:HA	3	0.12
(1,36)	1:A:101:GLY:O	2:B:80:ILE:HB	3	0.12
(1,36)	1:A:101:GLY:O	2:B:80:ILE:HD11	3	0.12
(1,36)	1:A:101:GLY:O	2:B:80:ILE:HD12	3	0.12
(1,36)	1:A:101:GLY:O	2:B:80:ILE:HD13	3	0.12
(1,36)	1:A:101:GLY:O	2:B:80:ILE:HG12	3	0.12
(1,36)	1:A:101:GLY:O	2:B:80:ILE:HG13	3	0.12
(1,36)	1:A:101:GLY:O	2:B:80:ILE:HG21	3	0.12
(1,36)	1:A:101:GLY:O	2:B:80:ILE:HG22	3	0.12
(1,36)	1:A:101:GLY:O	2:B:80:ILE:HG23	3	0.12
(1,36)	1:A:101:GLY:O	2:B:80:ILE:N	3	0.12
(1,36)	1:A:101:GLY:O	2:B:80:ILE:O	3	0.12
(1,36)	1:A:101:GLY:O	2:B:84:GLN:C	3	0.12
(1,36)	1:A:101:GLY:O	2:B:84:GLN:CA	3	0.12
(1,36)	1:A:101:GLY:O	2:B:84:GLN:CB	3	0.12
(1,36)	1:A:101:GLY:O	2:B:84:GLN:CD	3	0.12
(1,36)	1:A:101:GLY:O	2:B:84:GLN:CG	3	0.12
(1,36)	1:A:101:GLY:O	2:B:84:GLN:H	3	0.12
(1,36)	1:A:101:GLY:O	2:B:84:GLN:HA	3	0.12
(1,36)	1:A:101:GLY:O	2:B:84:GLN:HB2	3	0.12
(1,36)	1:A:101:GLY:O	2:B:84:GLN:HB3	3	0.12
(1,36)	1:A:101:GLY:O	2:B:84:GLN:HE21	3	0.12
(1,36)	1:A:101:GLY:O	2:B:84:GLN:HE22	3	0.12
(1,36)	1:A:101:GLY:O	2:B:84:GLN:HG2	3	0.12
(1,36)	1:A:101:GLY:O	2:B:84:GLN:HG3	3	0.12
(1,36)	1:A:101:GLY:O	2:B:84:GLN:N	3	0.12

*Continued on next page...*

*Continued from previous page...*

Key	Atom-1	Atom-2	Model ID	Violation (Å)
(1,36)	1:A:101:GLY:O	2:B:84:GLN:NE2	3	0.12
(1,36)	1:A:101:GLY:O	2:B:84:GLN:O	3	0.12
(1,36)	1:A:101:GLY:O	2:B:84:GLN:OE1	3	0.12
(1,36)	1:A:101:GLY:O	2:B:97:THR:C	3	0.12
(1,36)	1:A:101:GLY:O	2:B:97:THR:CA	3	0.12
(1,36)	1:A:101:GLY:O	2:B:97:THR:CB	3	0.12
(1,36)	1:A:101:GLY:O	2:B:97:THR:CG2	3	0.12
(1,36)	1:A:101:GLY:O	2:B:97:THR:H	3	0.12
(1,36)	1:A:101:GLY:O	2:B:97:THR:HA	3	0.12
(1,36)	1:A:101:GLY:O	2:B:97:THR:HB	3	0.12
(1,36)	1:A:101:GLY:O	2:B:97:THR:HG1	3	0.12
(1,36)	1:A:101:GLY:O	2:B:97:THR:HG21	3	0.12
(1,36)	1:A:101:GLY:O	2:B:97:THR:HG22	3	0.12
(1,36)	1:A:101:GLY:O	2:B:97:THR:HG23	3	0.12
(1,36)	1:A:101:GLY:O	2:B:97:THR:N	3	0.12
(1,36)	1:A:101:GLY:O	2:B:97:THR:O	3	0.12
(1,36)	1:A:101:GLY:O	2:B:97:THR:OG1	3	0.12
(1,36)	1:A:101:GLY:O	2:B:99:HIS:C	3	0.12
(1,36)	1:A:101:GLY:O	2:B:99:HIS:CA	3	0.12
(1,36)	1:A:101:GLY:O	2:B:99:HIS:CB	3	0.12
(1,36)	1:A:101:GLY:O	2:B:99:HIS:CD2	3	0.12
(1,36)	1:A:101:GLY:O	2:B:99:HIS:CE1	3	0.12
(1,36)	1:A:101:GLY:O	2:B:99:HIS:CG	3	0.12
(1,36)	1:A:101:GLY:O	2:B:99:HIS:H	3	0.12
(1,36)	1:A:101:GLY:O	2:B:99:HIS:HA	3	0.12
(1,36)	1:A:101:GLY:O	2:B:99:HIS:HB2	3	0.12
(1,36)	1:A:101:GLY:O	2:B:99:HIS:HB3	3	0.12
(1,36)	1:A:101:GLY:O	2:B:99:HIS:HD1	3	0.12
(1,36)	1:A:101:GLY:O	2:B:99:HIS:HD2	3	0.12
(1,36)	1:A:101:GLY:O	2:B:99:HIS:HE1	3	0.12
(1,36)	1:A:101:GLY:O	2:B:99:HIS:HE2	3	0.12
(1,36)	1:A:101:GLY:O	2:B:99:HIS:N	3	0.12
(1,36)	1:A:101:GLY:O	2:B:99:HIS:ND1	3	0.12
(1,36)	1:A:101:GLY:O	2:B:99:HIS:NE2	3	0.12
(1,36)	1:A:101:GLY:O	2:B:99:HIS:O	3	0.12
(1,36)	1:A:101:GLY:O	2:B:101:VAL:C	3	0.12
(1,36)	1:A:101:GLY:O	2:B:101:VAL:CA	3	0.12
(1,36)	1:A:101:GLY:O	2:B:101:VAL:CB	3	0.12
(1,36)	1:A:101:GLY:O	2:B:101:VAL:CG1	3	0.12
(1,36)	1:A:101:GLY:O	2:B:101:VAL:CG2	3	0.12
(1,36)	1:A:101:GLY:O	2:B:101:VAL:H	3	0.12
(1,36)	1:A:101:GLY:O	2:B:101:VAL:HA	3	0.12

*Continued on next page...*

*Continued from previous page...*

Key	Atom-1	Atom-2	Model ID	Violation (Å)
(1,36)	1:A:101:GLY:O	2:B:101:VAL:HB	3	0.12
(1,36)	1:A:101:GLY:O	2:B:101:VAL:HG11	3	0.12
(1,36)	1:A:101:GLY:O	2:B:101:VAL:HG12	3	0.12
(1,36)	1:A:101:GLY:O	2:B:101:VAL:HG13	3	0.12
(1,36)	1:A:101:GLY:O	2:B:101:VAL:HG21	3	0.12
(1,36)	1:A:101:GLY:O	2:B:101:VAL:HG22	3	0.12
(1,36)	1:A:101:GLY:O	2:B:101:VAL:HG23	3	0.12
(1,36)	1:A:101:GLY:O	2:B:101:VAL:N	3	0.12
(1,36)	1:A:101:GLY:O	2:B:101:VAL:O	3	0.12
(1,36)	1:A:101:GLY:C	2:B:75:ILE:C	16	0.12
(1,36)	1:A:101:GLY:C	2:B:75:ILE:CA	16	0.12
(1,36)	1:A:101:GLY:C	2:B:75:ILE:CB	16	0.12
(1,36)	1:A:101:GLY:C	2:B:75:ILE:CD1	16	0.12
(1,36)	1:A:101:GLY:C	2:B:75:ILE:CG1	16	0.12
(1,36)	1:A:101:GLY:C	2:B:75:ILE:CG2	16	0.12
(1,36)	1:A:101:GLY:C	2:B:75:ILE:H	16	0.12
(1,36)	1:A:101:GLY:C	2:B:75:ILE:HA	16	0.12
(1,36)	1:A:101:GLY:C	2:B:75:ILE:HB	16	0.12
(1,36)	1:A:101:GLY:C	2:B:75:ILE:HD11	16	0.12
(1,36)	1:A:101:GLY:C	2:B:75:ILE:HD12	16	0.12
(1,36)	1:A:101:GLY:C	2:B:75:ILE:HD13	16	0.12
(1,36)	1:A:101:GLY:C	2:B:75:ILE:HG12	16	0.12
(1,36)	1:A:101:GLY:C	2:B:75:ILE:HG13	16	0.12
(1,36)	1:A:101:GLY:C	2:B:75:ILE:HG21	16	0.12
(1,36)	1:A:101:GLY:C	2:B:75:ILE:HG22	16	0.12
(1,36)	1:A:101:GLY:C	2:B:75:ILE:HG23	16	0.12
(1,36)	1:A:101:GLY:C	2:B:75:ILE:N	16	0.12
(1,36)	1:A:101:GLY:C	2:B:75:ILE:O	16	0.12
(1,36)	1:A:101:GLY:C	2:B:77:ALA:C	16	0.12
(1,36)	1:A:101:GLY:C	2:B:77:ALA:CA	16	0.12
(1,36)	1:A:101:GLY:C	2:B:77:ALA:CB	16	0.12
(1,36)	1:A:101:GLY:C	2:B:77:ALA:H	16	0.12
(1,36)	1:A:101:GLY:C	2:B:77:ALA:HA	16	0.12
(1,36)	1:A:101:GLY:C	2:B:77:ALA:HB1	16	0.12
(1,36)	1:A:101:GLY:C	2:B:77:ALA:HB2	16	0.12
(1,36)	1:A:101:GLY:C	2:B:77:ALA:HB3	16	0.12
(1,36)	1:A:101:GLY:C	2:B:77:ALA:N	16	0.12
(1,36)	1:A:101:GLY:C	2:B:77:ALA:O	16	0.12
(1,36)	1:A:101:GLY:C	2:B:78:GLY:C	16	0.12
(1,36)	1:A:101:GLY:C	2:B:78:GLY:CA	16	0.12
(1,36)	1:A:101:GLY:C	2:B:78:GLY:H	16	0.12
(1,36)	1:A:101:GLY:C	2:B:78:GLY:HA2	16	0.12

*Continued on next page...*

*Continued from previous page...*

Key	Atom-1	Atom-2	Model ID	Violation (Å)
(1,36)	1:A:101:GLY:C	2:B:78:GLY:HA3	16	0.12
(1,36)	1:A:101:GLY:C	2:B:78:GLY:N	16	0.12
(1,36)	1:A:101:GLY:C	2:B:78:GLY:O	16	0.12
(1,36)	1:A:101:GLY:C	2:B:79:LYS:C	16	0.12
(1,36)	1:A:101:GLY:C	2:B:79:LYS:CA	16	0.12
(1,36)	1:A:101:GLY:C	2:B:79:LYS:CB	16	0.12
(1,36)	1:A:101:GLY:C	2:B:79:LYS:CD	16	0.12
(1,36)	1:A:101:GLY:C	2:B:79:LYS:CE	16	0.12
(1,36)	1:A:101:GLY:C	2:B:79:LYS:CG	16	0.12
(1,36)	1:A:101:GLY:C	2:B:79:LYS:H	16	0.12
(1,36)	1:A:101:GLY:C	2:B:79:LYS:HA	16	0.12
(1,36)	1:A:101:GLY:C	2:B:79:LYS:HB2	16	0.12
(1,36)	1:A:101:GLY:C	2:B:79:LYS:HB3	16	0.12
(1,36)	1:A:101:GLY:C	2:B:79:LYS:HD2	16	0.12
(1,36)	1:A:101:GLY:C	2:B:79:LYS:HD3	16	0.12
(1,36)	1:A:101:GLY:C	2:B:79:LYS:HE2	16	0.12
(1,36)	1:A:101:GLY:C	2:B:79:LYS:HE3	16	0.12
(1,36)	1:A:101:GLY:C	2:B:79:LYS:HG2	16	0.12
(1,36)	1:A:101:GLY:C	2:B:79:LYS:HG3	16	0.12
(1,36)	1:A:101:GLY:C	2:B:79:LYS:HZ1	16	0.12
(1,36)	1:A:101:GLY:C	2:B:79:LYS:HZ2	16	0.12
(1,36)	1:A:101:GLY:C	2:B:79:LYS:HZ3	16	0.12
(1,36)	1:A:101:GLY:C	2:B:79:LYS:N	16	0.12
(1,36)	1:A:101:GLY:C	2:B:79:LYS:NZ	16	0.12
(1,36)	1:A:101:GLY:C	2:B:79:LYS:O	16	0.12
(1,36)	1:A:101:GLY:C	2:B:80:ILE:C	16	0.12
(1,36)	1:A:101:GLY:C	2:B:80:ILE:CA	16	0.12
(1,36)	1:A:101:GLY:C	2:B:80:ILE:CB	16	0.12
(1,36)	1:A:101:GLY:C	2:B:80:ILE:CD1	16	0.12
(1,36)	1:A:101:GLY:C	2:B:80:ILE:CG1	16	0.12
(1,36)	1:A:101:GLY:C	2:B:80:ILE:CG2	16	0.12
(1,36)	1:A:101:GLY:C	2:B:80:ILE:H	16	0.12
(1,36)	1:A:101:GLY:C	2:B:80:ILE:HA	16	0.12
(1,36)	1:A:101:GLY:C	2:B:80:ILE:HB	16	0.12
(1,36)	1:A:101:GLY:C	2:B:80:ILE:HD11	16	0.12
(1,36)	1:A:101:GLY:C	2:B:80:ILE:HD12	16	0.12
(1,36)	1:A:101:GLY:C	2:B:80:ILE:HD13	16	0.12
(1,36)	1:A:101:GLY:C	2:B:80:ILE:HG12	16	0.12
(1,36)	1:A:101:GLY:C	2:B:80:ILE:HG13	16	0.12
(1,36)	1:A:101:GLY:C	2:B:80:ILE:HG21	16	0.12
(1,36)	1:A:101:GLY:C	2:B:80:ILE:HG22	16	0.12
(1,36)	1:A:101:GLY:C	2:B:80:ILE:HG23	16	0.12

*Continued on next page...*

*Continued from previous page...*

Key	Atom-1	Atom-2	Model ID	Violation (Å)
(1,36)	1:A:101:GLY:C	2:B:80:ILE:N	16	0.12
(1,36)	1:A:101:GLY:C	2:B:80:ILE:O	16	0.12
(1,36)	1:A:101:GLY:C	2:B:84:GLN:C	16	0.12
(1,36)	1:A:101:GLY:C	2:B:84:GLN:CA	16	0.12
(1,36)	1:A:101:GLY:C	2:B:84:GLN:CB	16	0.12
(1,36)	1:A:101:GLY:C	2:B:84:GLN:CD	16	0.12
(1,36)	1:A:101:GLY:C	2:B:84:GLN:CG	16	0.12
(1,36)	1:A:101:GLY:C	2:B:84:GLN:H	16	0.12
(1,36)	1:A:101:GLY:C	2:B:84:GLN:HA	16	0.12
(1,36)	1:A:101:GLY:C	2:B:84:GLN:HB2	16	0.12
(1,36)	1:A:101:GLY:C	2:B:84:GLN:HB3	16	0.12
(1,36)	1:A:101:GLY:C	2:B:84:GLN:HE21	16	0.12
(1,36)	1:A:101:GLY:C	2:B:84:GLN:HE22	16	0.12
(1,36)	1:A:101:GLY:C	2:B:84:GLN:HG2	16	0.12
(1,36)	1:A:101:GLY:C	2:B:84:GLN:HG3	16	0.12
(1,36)	1:A:101:GLY:C	2:B:84:GLN:N	16	0.12
(1,36)	1:A:101:GLY:C	2:B:84:GLN:NE2	16	0.12
(1,36)	1:A:101:GLY:C	2:B:84:GLN:O	16	0.12
(1,36)	1:A:101:GLY:C	2:B:84:GLN:OE1	16	0.12
(1,36)	1:A:101:GLY:C	2:B:97:THR:C	16	0.12
(1,36)	1:A:101:GLY:C	2:B:97:THR:CA	16	0.12
(1,36)	1:A:101:GLY:C	2:B:97:THR:CB	16	0.12
(1,36)	1:A:101:GLY:C	2:B:97:THR:CG2	16	0.12
(1,36)	1:A:101:GLY:C	2:B:97:THR:H	16	0.12
(1,36)	1:A:101:GLY:C	2:B:97:THR:HA	16	0.12
(1,36)	1:A:101:GLY:C	2:B:97:THR:HB	16	0.12
(1,36)	1:A:101:GLY:C	2:B:97:THR:HG1	16	0.12
(1,36)	1:A:101:GLY:C	2:B:97:THR:HG21	16	0.12
(1,36)	1:A:101:GLY:C	2:B:97:THR:HG22	16	0.12
(1,36)	1:A:101:GLY:C	2:B:97:THR:HG23	16	0.12
(1,36)	1:A:101:GLY:C	2:B:97:THR:N	16	0.12
(1,36)	1:A:101:GLY:C	2:B:97:THR:O	16	0.12
(1,36)	1:A:101:GLY:C	2:B:97:THR:OG1	16	0.12
(1,36)	1:A:101:GLY:C	2:B:99:HIS:C	16	0.12
(1,36)	1:A:101:GLY:C	2:B:99:HIS:CA	16	0.12
(1,36)	1:A:101:GLY:C	2:B:99:HIS:CB	16	0.12
(1,36)	1:A:101:GLY:C	2:B:99:HIS:CD2	16	0.12
(1,36)	1:A:101:GLY:C	2:B:99:HIS:CE1	16	0.12
(1,36)	1:A:101:GLY:C	2:B:99:HIS:CG	16	0.12
(1,36)	1:A:101:GLY:C	2:B:99:HIS:H	16	0.12
(1,36)	1:A:101:GLY:C	2:B:99:HIS:HA	16	0.12
(1,36)	1:A:101:GLY:C	2:B:99:HIS:HB2	16	0.12

*Continued on next page...*



*Continued from previous page...*

Key	Atom-1	Atom-2	Model ID	Violation (Å)
(1,36)	1:A:101:GLY:C	2:B:99:HIS:HB3	16	0.12
(1,36)	1:A:101:GLY:C	2:B:99:HIS:HD1	16	0.12
(1,36)	1:A:101:GLY:C	2:B:99:HIS:HD2	16	0.12
(1,36)	1:A:101:GLY:C	2:B:99:HIS:HE1	16	0.12
(1,36)	1:A:101:GLY:C	2:B:99:HIS:HE2	16	0.12
(1,36)	1:A:101:GLY:C	2:B:99:HIS:N	16	0.12
(1,36)	1:A:101:GLY:C	2:B:99:HIS:ND1	16	0.12
(1,36)	1:A:101:GLY:C	2:B:99:HIS:NE2	16	0.12
(1,36)	1:A:101:GLY:C	2:B:99:HIS:O	16	0.12
(1,36)	1:A:101:GLY:C	2:B:101:VAL:C	16	0.12
(1,36)	1:A:101:GLY:C	2:B:101:VAL:CA	16	0.12
(1,36)	1:A:101:GLY:C	2:B:101:VAL:CB	16	0.12
(1,36)	1:A:101:GLY:C	2:B:101:VAL:CG1	16	0.12
(1,36)	1:A:101:GLY:C	2:B:101:VAL:CG2	16	0.12
(1,36)	1:A:101:GLY:C	2:B:101:VAL:H	16	0.12
(1,36)	1:A:101:GLY:C	2:B:101:VAL:HA	16	0.12
(1,36)	1:A:101:GLY:C	2:B:101:VAL:HB	16	0.12
(1,36)	1:A:101:GLY:C	2:B:101:VAL:HG11	16	0.12
(1,36)	1:A:101:GLY:C	2:B:101:VAL:HG12	16	0.12
(1,36)	1:A:101:GLY:C	2:B:101:VAL:HG13	16	0.12
(1,36)	1:A:101:GLY:C	2:B:101:VAL:HG21	16	0.12
(1,36)	1:A:101:GLY:C	2:B:101:VAL:HG22	16	0.12
(1,36)	1:A:101:GLY:C	2:B:101:VAL:HG23	16	0.12
(1,36)	1:A:101:GLY:C	2:B:101:VAL:N	16	0.12
(1,36)	1:A:101:GLY:C	2:B:101:VAL:O	16	0.12
(1,36)	1:A:101:GLY:CA	2:B:75:ILE:C	16	0.12
(1,36)	1:A:101:GLY:CA	2:B:75:ILE:CA	16	0.12
(1,36)	1:A:101:GLY:CA	2:B:75:ILE:CB	16	0.12
(1,36)	1:A:101:GLY:CA	2:B:75:ILE:CD1	16	0.12
(1,36)	1:A:101:GLY:CA	2:B:75:ILE:CG1	16	0.12
(1,36)	1:A:101:GLY:CA	2:B:75:ILE:CG2	16	0.12
(1,36)	1:A:101:GLY:CA	2:B:75:ILE:H	16	0.12
(1,36)	1:A:101:GLY:CA	2:B:75:ILE:HA	16	0.12
(1,36)	1:A:101:GLY:CA	2:B:75:ILE:HB	16	0.12
(1,36)	1:A:101:GLY:CA	2:B:75:ILE:HD11	16	0.12
(1,36)	1:A:101:GLY:CA	2:B:75:ILE:HD12	16	0.12
(1,36)	1:A:101:GLY:CA	2:B:75:ILE:HD13	16	0.12
(1,36)	1:A:101:GLY:CA	2:B:75:ILE:HG12	16	0.12
(1,36)	1:A:101:GLY:CA	2:B:75:ILE:HG13	16	0.12
(1,36)	1:A:101:GLY:CA	2:B:75:ILE:HG21	16	0.12
(1,36)	1:A:101:GLY:CA	2:B:75:ILE:HG22	16	0.12
(1,36)	1:A:101:GLY:CA	2:B:75:ILE:HG23	16	0.12

*Continued on next page...*

*Continued from previous page...*

Key	Atom-1	Atom-2	Model ID	Violation (Å)
(1,36)	1:A:101:GLY:CA	2:B:75:ILE:N	16	0.12
(1,36)	1:A:101:GLY:CA	2:B:75:ILE:O	16	0.12
(1,36)	1:A:101:GLY:CA	2:B:77:ALA:C	16	0.12
(1,36)	1:A:101:GLY:CA	2:B:77:ALA:CA	16	0.12
(1,36)	1:A:101:GLY:CA	2:B:77:ALA:CB	16	0.12
(1,36)	1:A:101:GLY:CA	2:B:77:ALA:H	16	0.12
(1,36)	1:A:101:GLY:CA	2:B:77:ALA:HA	16	0.12
(1,36)	1:A:101:GLY:CA	2:B:77:ALA:HB1	16	0.12
(1,36)	1:A:101:GLY:CA	2:B:77:ALA:HB2	16	0.12
(1,36)	1:A:101:GLY:CA	2:B:77:ALA:HB3	16	0.12
(1,36)	1:A:101:GLY:CA	2:B:77:ALA:N	16	0.12
(1,36)	1:A:101:GLY:CA	2:B:77:ALA:O	16	0.12
(1,36)	1:A:101:GLY:CA	2:B:78:GLY:C	16	0.12
(1,36)	1:A:101:GLY:CA	2:B:78:GLY:CA	16	0.12
(1,36)	1:A:101:GLY:CA	2:B:78:GLY:H	16	0.12
(1,36)	1:A:101:GLY:CA	2:B:78:GLY:HA2	16	0.12
(1,36)	1:A:101:GLY:CA	2:B:78:GLY:HA3	16	0.12
(1,36)	1:A:101:GLY:CA	2:B:78:GLY:N	16	0.12
(1,36)	1:A:101:GLY:CA	2:B:78:GLY:O	16	0.12
(1,36)	1:A:101:GLY:CA	2:B:79:LYS:C	16	0.12
(1,36)	1:A:101:GLY:CA	2:B:79:LYS:CA	16	0.12
(1,36)	1:A:101:GLY:CA	2:B:79:LYS:CB	16	0.12
(1,36)	1:A:101:GLY:CA	2:B:79:LYS:CD	16	0.12
(1,36)	1:A:101:GLY:CA	2:B:79:LYS:CE	16	0.12
(1,36)	1:A:101:GLY:CA	2:B:79:LYS:CG	16	0.12
(1,36)	1:A:101:GLY:CA	2:B:79:LYS:H	16	0.12
(1,36)	1:A:101:GLY:CA	2:B:79:LYS:HA	16	0.12
(1,36)	1:A:101:GLY:CA	2:B:79:LYS:HB2	16	0.12
(1,36)	1:A:101:GLY:CA	2:B:79:LYS:HB3	16	0.12
(1,36)	1:A:101:GLY:CA	2:B:79:LYS:HD2	16	0.12
(1,36)	1:A:101:GLY:CA	2:B:79:LYS:HD3	16	0.12
(1,36)	1:A:101:GLY:CA	2:B:79:LYS:HE2	16	0.12
(1,36)	1:A:101:GLY:CA	2:B:79:LYS:HE3	16	0.12
(1,36)	1:A:101:GLY:CA	2:B:79:LYS:HG2	16	0.12
(1,36)	1:A:101:GLY:CA	2:B:79:LYS:HG3	16	0.12
(1,36)	1:A:101:GLY:CA	2:B:79:LYS:HZ1	16	0.12
(1,36)	1:A:101:GLY:CA	2:B:79:LYS:HZ2	16	0.12
(1,36)	1:A:101:GLY:CA	2:B:79:LYS:HZ3	16	0.12
(1,36)	1:A:101:GLY:CA	2:B:79:LYS:N	16	0.12
(1,36)	1:A:101:GLY:CA	2:B:79:LYS:NZ	16	0.12
(1,36)	1:A:101:GLY:CA	2:B:79:LYS:O	16	0.12
(1,36)	1:A:101:GLY:CA	2:B:80:ILE:C	16	0.12

*Continued on next page...*

*Continued from previous page...*

Key	Atom-1	Atom-2	Model ID	Violation (Å)
(1,36)	1:A:101:GLY:CA	2:B:80:ILE:CA	16	0.12
(1,36)	1:A:101:GLY:CA	2:B:80:ILE:CB	16	0.12
(1,36)	1:A:101:GLY:CA	2:B:80:ILE:CD1	16	0.12
(1,36)	1:A:101:GLY:CA	2:B:80:ILE:CG1	16	0.12
(1,36)	1:A:101:GLY:CA	2:B:80:ILE:CG2	16	0.12
(1,36)	1:A:101:GLY:CA	2:B:80:ILE:H	16	0.12
(1,36)	1:A:101:GLY:CA	2:B:80:ILE:HA	16	0.12
(1,36)	1:A:101:GLY:CA	2:B:80:ILE:HB	16	0.12
(1,36)	1:A:101:GLY:CA	2:B:80:ILE:HD11	16	0.12
(1,36)	1:A:101:GLY:CA	2:B:80:ILE:HD12	16	0.12
(1,36)	1:A:101:GLY:CA	2:B:80:ILE:HD13	16	0.12
(1,36)	1:A:101:GLY:CA	2:B:80:ILE:HG12	16	0.12
(1,36)	1:A:101:GLY:CA	2:B:80:ILE:HG13	16	0.12
(1,36)	1:A:101:GLY:CA	2:B:80:ILE:HG21	16	0.12
(1,36)	1:A:101:GLY:CA	2:B:80:ILE:HG22	16	0.12
(1,36)	1:A:101:GLY:CA	2:B:80:ILE:HG23	16	0.12
(1,36)	1:A:101:GLY:CA	2:B:80:ILE:N	16	0.12
(1,36)	1:A:101:GLY:CA	2:B:80:ILE:O	16	0.12
(1,36)	1:A:101:GLY:CA	2:B:84:GLN:C	16	0.12
(1,36)	1:A:101:GLY:CA	2:B:84:GLN:CA	16	0.12
(1,36)	1:A:101:GLY:CA	2:B:84:GLN:CB	16	0.12
(1,36)	1:A:101:GLY:CA	2:B:84:GLN:CD	16	0.12
(1,36)	1:A:101:GLY:CA	2:B:84:GLN:CG	16	0.12
(1,36)	1:A:101:GLY:CA	2:B:84:GLN:H	16	0.12
(1,36)	1:A:101:GLY:CA	2:B:84:GLN:HA	16	0.12
(1,36)	1:A:101:GLY:CA	2:B:84:GLN:HB2	16	0.12
(1,36)	1:A:101:GLY:CA	2:B:84:GLN:HB3	16	0.12
(1,36)	1:A:101:GLY:CA	2:B:84:GLN:HE21	16	0.12
(1,36)	1:A:101:GLY:CA	2:B:84:GLN:HE22	16	0.12
(1,36)	1:A:101:GLY:CA	2:B:84:GLN:HG2	16	0.12
(1,36)	1:A:101:GLY:CA	2:B:84:GLN:HG3	16	0.12
(1,36)	1:A:101:GLY:CA	2:B:84:GLN:N	16	0.12
(1,36)	1:A:101:GLY:CA	2:B:84:GLN:NE2	16	0.12
(1,36)	1:A:101:GLY:CA	2:B:84:GLN:O	16	0.12
(1,36)	1:A:101:GLY:CA	2:B:84:GLN:OE1	16	0.12
(1,36)	1:A:101:GLY:CA	2:B:97:THR:C	16	0.12
(1,36)	1:A:101:GLY:CA	2:B:97:THR:CA	16	0.12
(1,36)	1:A:101:GLY:CA	2:B:97:THR:CB	16	0.12
(1,36)	1:A:101:GLY:CA	2:B:97:THR:CG2	16	0.12
(1,36)	1:A:101:GLY:CA	2:B:97:THR:H	16	0.12
(1,36)	1:A:101:GLY:CA	2:B:97:THR:HA	16	0.12
(1,36)	1:A:101:GLY:CA	2:B:97:THR:HB	16	0.12

*Continued on next page...*

*Continued from previous page...*

Key	Atom-1	Atom-2	Model ID	Violation (Å)
(1,36)	1:A:101:GLY:CA	2:B:97:THR:HG1	16	0.12
(1,36)	1:A:101:GLY:CA	2:B:97:THR:HG21	16	0.12
(1,36)	1:A:101:GLY:CA	2:B:97:THR:HG22	16	0.12
(1,36)	1:A:101:GLY:CA	2:B:97:THR:HG23	16	0.12
(1,36)	1:A:101:GLY:CA	2:B:97:THR:N	16	0.12
(1,36)	1:A:101:GLY:CA	2:B:97:THR:O	16	0.12
(1,36)	1:A:101:GLY:CA	2:B:97:THR:OG1	16	0.12
(1,36)	1:A:101:GLY:CA	2:B:99:HIS:C	16	0.12
(1,36)	1:A:101:GLY:CA	2:B:99:HIS:CA	16	0.12
(1,36)	1:A:101:GLY:CA	2:B:99:HIS:CB	16	0.12
(1,36)	1:A:101:GLY:CA	2:B:99:HIS:CD2	16	0.12
(1,36)	1:A:101:GLY:CA	2:B:99:HIS:CE1	16	0.12
(1,36)	1:A:101:GLY:CA	2:B:99:HIS:CG	16	0.12
(1,36)	1:A:101:GLY:CA	2:B:99:HIS:H	16	0.12
(1,36)	1:A:101:GLY:CA	2:B:99:HIS:HA	16	0.12
(1,36)	1:A:101:GLY:CA	2:B:99:HIS:HB2	16	0.12
(1,36)	1:A:101:GLY:CA	2:B:99:HIS:HB3	16	0.12
(1,36)	1:A:101:GLY:CA	2:B:99:HIS:HD1	16	0.12
(1,36)	1:A:101:GLY:CA	2:B:99:HIS:HD2	16	0.12
(1,36)	1:A:101:GLY:CA	2:B:99:HIS:HE1	16	0.12
(1,36)	1:A:101:GLY:CA	2:B:99:HIS:HE2	16	0.12
(1,36)	1:A:101:GLY:CA	2:B:99:HIS:N	16	0.12
(1,36)	1:A:101:GLY:CA	2:B:99:HIS:ND1	16	0.12
(1,36)	1:A:101:GLY:CA	2:B:99:HIS:NE2	16	0.12
(1,36)	1:A:101:GLY:CA	2:B:99:HIS:O	16	0.12
(1,36)	1:A:101:GLY:CA	2:B:101:VAL:C	16	0.12
(1,36)	1:A:101:GLY:CA	2:B:101:VAL:CA	16	0.12
(1,36)	1:A:101:GLY:CA	2:B:101:VAL:CB	16	0.12
(1,36)	1:A:101:GLY:CA	2:B:101:VAL:CG1	16	0.12
(1,36)	1:A:101:GLY:CA	2:B:101:VAL:CG2	16	0.12
(1,36)	1:A:101:GLY:CA	2:B:101:VAL:H	16	0.12
(1,36)	1:A:101:GLY:CA	2:B:101:VAL:HA	16	0.12
(1,36)	1:A:101:GLY:CA	2:B:101:VAL:HB	16	0.12
(1,36)	1:A:101:GLY:CA	2:B:101:VAL:HG11	16	0.12
(1,36)	1:A:101:GLY:CA	2:B:101:VAL:HG12	16	0.12
(1,36)	1:A:101:GLY:CA	2:B:101:VAL:HG13	16	0.12
(1,36)	1:A:101:GLY:CA	2:B:101:VAL:HG21	16	0.12
(1,36)	1:A:101:GLY:CA	2:B:101:VAL:HG22	16	0.12
(1,36)	1:A:101:GLY:CA	2:B:101:VAL:HG23	16	0.12
(1,36)	1:A:101:GLY:CA	2:B:101:VAL:N	16	0.12
(1,36)	1:A:101:GLY:CA	2:B:101:VAL:O	16	0.12
(1,36)	1:A:101:GLY:H	2:B:75:ILE:C	16	0.12

*Continued on next page...*

*Continued from previous page...*

Key	Atom-1	Atom-2	Model ID	Violation (Å)
(1,36)	1:A:101:GLY:H	2:B:75:ILE:CA	16	0.12
(1,36)	1:A:101:GLY:H	2:B:75:ILE:CB	16	0.12
(1,36)	1:A:101:GLY:H	2:B:75:ILE:CD1	16	0.12
(1,36)	1:A:101:GLY:H	2:B:75:ILE:CG1	16	0.12
(1,36)	1:A:101:GLY:H	2:B:75:ILE:CG2	16	0.12
(1,36)	1:A:101:GLY:H	2:B:75:ILE:H	16	0.12
(1,36)	1:A:101:GLY:H	2:B:75:ILE:HA	16	0.12
(1,36)	1:A:101:GLY:H	2:B:75:ILE:HB	16	0.12
(1,36)	1:A:101:GLY:H	2:B:75:ILE:HD11	16	0.12
(1,36)	1:A:101:GLY:H	2:B:75:ILE:HD12	16	0.12
(1,36)	1:A:101:GLY:H	2:B:75:ILE:HD13	16	0.12
(1,36)	1:A:101:GLY:H	2:B:75:ILE:HG12	16	0.12
(1,36)	1:A:101:GLY:H	2:B:75:ILE:HG13	16	0.12
(1,36)	1:A:101:GLY:H	2:B:75:ILE:HG21	16	0.12
(1,36)	1:A:101:GLY:H	2:B:75:ILE:HG22	16	0.12
(1,36)	1:A:101:GLY:H	2:B:75:ILE:HG23	16	0.12
(1,36)	1:A:101:GLY:H	2:B:75:ILE:N	16	0.12
(1,36)	1:A:101:GLY:H	2:B:75:ILE:O	16	0.12
(1,36)	1:A:101:GLY:H	2:B:77:ALA:C	16	0.12
(1,36)	1:A:101:GLY:H	2:B:77:ALA:CA	16	0.12
(1,36)	1:A:101:GLY:H	2:B:77:ALA:CB	16	0.12
(1,36)	1:A:101:GLY:H	2:B:77:ALA:H	16	0.12
(1,36)	1:A:101:GLY:H	2:B:77:ALA:HA	16	0.12
(1,36)	1:A:101:GLY:H	2:B:77:ALA:HB1	16	0.12
(1,36)	1:A:101:GLY:H	2:B:77:ALA:HB2	16	0.12
(1,36)	1:A:101:GLY:H	2:B:77:ALA:HB3	16	0.12
(1,36)	1:A:101:GLY:H	2:B:77:ALA:N	16	0.12
(1,36)	1:A:101:GLY:H	2:B:77:ALA:O	16	0.12
(1,36)	1:A:101:GLY:H	2:B:78:GLY:C	16	0.12
(1,36)	1:A:101:GLY:H	2:B:78:GLY:CA	16	0.12
(1,36)	1:A:101:GLY:H	2:B:78:GLY:H	16	0.12
(1,36)	1:A:101:GLY:H	2:B:78:GLY:HA2	16	0.12
(1,36)	1:A:101:GLY:H	2:B:78:GLY:HA3	16	0.12
(1,36)	1:A:101:GLY:H	2:B:78:GLY:N	16	0.12
(1,36)	1:A:101:GLY:H	2:B:78:GLY:O	16	0.12
(1,36)	1:A:101:GLY:H	2:B:79:LYS:C	16	0.12
(1,36)	1:A:101:GLY:H	2:B:79:LYS:CA	16	0.12
(1,36)	1:A:101:GLY:H	2:B:79:LYS:CB	16	0.12
(1,36)	1:A:101:GLY:H	2:B:79:LYS:CD	16	0.12
(1,36)	1:A:101:GLY:H	2:B:79:LYS:CE	16	0.12
(1,36)	1:A:101:GLY:H	2:B:79:LYS:CG	16	0.12
(1,36)	1:A:101:GLY:H	2:B:79:LYS:H	16	0.12

*Continued on next page...*

*Continued from previous page...*

Key	Atom-1	Atom-2	Model ID	Violation (Å)
(1,36)	1:A:101:GLY:H	2:B:79:LYS:HA	16	0.12
(1,36)	1:A:101:GLY:H	2:B:79:LYS:HB2	16	0.12
(1,36)	1:A:101:GLY:H	2:B:79:LYS:HB3	16	0.12
(1,36)	1:A:101:GLY:H	2:B:79:LYS:HD2	16	0.12
(1,36)	1:A:101:GLY:H	2:B:79:LYS:HD3	16	0.12
(1,36)	1:A:101:GLY:H	2:B:79:LYS:HE2	16	0.12
(1,36)	1:A:101:GLY:H	2:B:79:LYS:HE3	16	0.12
(1,36)	1:A:101:GLY:H	2:B:79:LYS:HG2	16	0.12
(1,36)	1:A:101:GLY:H	2:B:79:LYS:HG3	16	0.12
(1,36)	1:A:101:GLY:H	2:B:79:LYS:HZ1	16	0.12
(1,36)	1:A:101:GLY:H	2:B:79:LYS:HZ2	16	0.12
(1,36)	1:A:101:GLY:H	2:B:79:LYS:HZ3	16	0.12
(1,36)	1:A:101:GLY:H	2:B:79:LYS:N	16	0.12
(1,36)	1:A:101:GLY:H	2:B:79:LYS:NZ	16	0.12
(1,36)	1:A:101:GLY:H	2:B:79:LYS:O	16	0.12
(1,36)	1:A:101:GLY:H	2:B:80:ILE:C	16	0.12
(1,36)	1:A:101:GLY:H	2:B:80:ILE:CA	16	0.12
(1,36)	1:A:101:GLY:H	2:B:80:ILE:CB	16	0.12
(1,36)	1:A:101:GLY:H	2:B:80:ILE:CD1	16	0.12
(1,36)	1:A:101:GLY:H	2:B:80:ILE:CG1	16	0.12
(1,36)	1:A:101:GLY:H	2:B:80:ILE:CG2	16	0.12
(1,36)	1:A:101:GLY:H	2:B:80:ILE:H	16	0.12
(1,36)	1:A:101:GLY:H	2:B:80:ILE:HA	16	0.12
(1,36)	1:A:101:GLY:H	2:B:80:ILE:HB	16	0.12
(1,36)	1:A:101:GLY:H	2:B:80:ILE:HD11	16	0.12
(1,36)	1:A:101:GLY:H	2:B:80:ILE:HD12	16	0.12
(1,36)	1:A:101:GLY:H	2:B:80:ILE:HD13	16	0.12
(1,36)	1:A:101:GLY:H	2:B:80:ILE:HG12	16	0.12
(1,36)	1:A:101:GLY:H	2:B:80:ILE:HG13	16	0.12
(1,36)	1:A:101:GLY:H	2:B:80:ILE:HG21	16	0.12
(1,36)	1:A:101:GLY:H	2:B:80:ILE:HG22	16	0.12
(1,36)	1:A:101:GLY:H	2:B:80:ILE:HG23	16	0.12
(1,36)	1:A:101:GLY:H	2:B:80:ILE:N	16	0.12
(1,36)	1:A:101:GLY:H	2:B:80:ILE:O	16	0.12
(1,36)	1:A:101:GLY:H	2:B:84:GLN:C	16	0.12
(1,36)	1:A:101:GLY:H	2:B:84:GLN:CA	16	0.12
(1,36)	1:A:101:GLY:H	2:B:84:GLN:CB	16	0.12
(1,36)	1:A:101:GLY:H	2:B:84:GLN:CD	16	0.12
(1,36)	1:A:101:GLY:H	2:B:84:GLN:CG	16	0.12
(1,36)	1:A:101:GLY:H	2:B:84:GLN:H	16	0.12
(1,36)	1:A:101:GLY:H	2:B:84:GLN:HA	16	0.12
(1,36)	1:A:101:GLY:H	2:B:84:GLN:HB2	16	0.12

*Continued on next page...*

*Continued from previous page...*

Key	Atom-1	Atom-2	Model ID	Violation (Å)
(1,36)	1:A:101:GLY:H	2:B:84:GLN:HB3	16	0.12
(1,36)	1:A:101:GLY:H	2:B:84:GLN:HE21	16	0.12
(1,36)	1:A:101:GLY:H	2:B:84:GLN:HE22	16	0.12
(1,36)	1:A:101:GLY:H	2:B:84:GLN:HG2	16	0.12
(1,36)	1:A:101:GLY:H	2:B:84:GLN:HG3	16	0.12
(1,36)	1:A:101:GLY:H	2:B:84:GLN:N	16	0.12
(1,36)	1:A:101:GLY:H	2:B:84:GLN:NE2	16	0.12
(1,36)	1:A:101:GLY:H	2:B:84:GLN:O	16	0.12
(1,36)	1:A:101:GLY:H	2:B:84:GLN:OE1	16	0.12
(1,36)	1:A:101:GLY:H	2:B:97:THR:C	16	0.12
(1,36)	1:A:101:GLY:H	2:B:97:THR:CA	16	0.12
(1,36)	1:A:101:GLY:H	2:B:97:THR:CB	16	0.12
(1,36)	1:A:101:GLY:H	2:B:97:THR:CG2	16	0.12
(1,36)	1:A:101:GLY:H	2:B:97:THR:H	16	0.12
(1,36)	1:A:101:GLY:H	2:B:97:THR:HA	16	0.12
(1,36)	1:A:101:GLY:H	2:B:97:THR:HB	16	0.12
(1,36)	1:A:101:GLY:H	2:B:97:THR:HG1	16	0.12
(1,36)	1:A:101:GLY:H	2:B:97:THR:HG21	16	0.12
(1,36)	1:A:101:GLY:H	2:B:97:THR:HG22	16	0.12
(1,36)	1:A:101:GLY:H	2:B:97:THR:HG23	16	0.12
(1,36)	1:A:101:GLY:H	2:B:97:THR:N	16	0.12
(1,36)	1:A:101:GLY:H	2:B:97:THR:O	16	0.12
(1,36)	1:A:101:GLY:H	2:B:97:THR:OG1	16	0.12
(1,36)	1:A:101:GLY:H	2:B:99:HIS:C	16	0.12
(1,36)	1:A:101:GLY:H	2:B:99:HIS:CA	16	0.12
(1,36)	1:A:101:GLY:H	2:B:99:HIS:CB	16	0.12
(1,36)	1:A:101:GLY:H	2:B:99:HIS:CD2	16	0.12
(1,36)	1:A:101:GLY:H	2:B:99:HIS:CE1	16	0.12
(1,36)	1:A:101:GLY:H	2:B:99:HIS:CG	16	0.12
(1,36)	1:A:101:GLY:H	2:B:99:HIS:H	16	0.12
(1,36)	1:A:101:GLY:H	2:B:99:HIS:HA	16	0.12
(1,36)	1:A:101:GLY:H	2:B:99:HIS:HB2	16	0.12
(1,36)	1:A:101:GLY:H	2:B:99:HIS:HB3	16	0.12
(1,36)	1:A:101:GLY:H	2:B:99:HIS:HD1	16	0.12
(1,36)	1:A:101:GLY:H	2:B:99:HIS:HD2	16	0.12
(1,36)	1:A:101:GLY:H	2:B:99:HIS:HE1	16	0.12
(1,36)	1:A:101:GLY:H	2:B:99:HIS:HE2	16	0.12
(1,36)	1:A:101:GLY:H	2:B:99:HIS:N	16	0.12
(1,36)	1:A:101:GLY:H	2:B:99:HIS:ND1	16	0.12
(1,36)	1:A:101:GLY:H	2:B:99:HIS:NE2	16	0.12
(1,36)	1:A:101:GLY:H	2:B:99:HIS:O	16	0.12
(1,36)	1:A:101:GLY:H	2:B:101:VAL:C	16	0.12

*Continued on next page...*

*Continued from previous page...*

Key	Atom-1	Atom-2	Model ID	Violation (Å)
(1,36)	1:A:101:GLY:H	2:B:101:VAL:CA	16	0.12
(1,36)	1:A:101:GLY:H	2:B:101:VAL:CB	16	0.12
(1,36)	1:A:101:GLY:H	2:B:101:VAL:CG1	16	0.12
(1,36)	1:A:101:GLY:H	2:B:101:VAL:CG2	16	0.12
(1,36)	1:A:101:GLY:H	2:B:101:VAL:H	16	0.12
(1,36)	1:A:101:GLY:H	2:B:101:VAL:HA	16	0.12
(1,36)	1:A:101:GLY:H	2:B:101:VAL:HB	16	0.12
(1,36)	1:A:101:GLY:H	2:B:101:VAL:HG11	16	0.12
(1,36)	1:A:101:GLY:H	2:B:101:VAL:HG12	16	0.12
(1,36)	1:A:101:GLY:H	2:B:101:VAL:HG13	16	0.12
(1,36)	1:A:101:GLY:H	2:B:101:VAL:HG21	16	0.12
(1,36)	1:A:101:GLY:H	2:B:101:VAL:HG22	16	0.12
(1,36)	1:A:101:GLY:H	2:B:101:VAL:HG23	16	0.12
(1,36)	1:A:101:GLY:H	2:B:101:VAL:N	16	0.12
(1,36)	1:A:101:GLY:H	2:B:101:VAL:O	16	0.12
(1,36)	1:A:101:GLY:HA2	2:B:75:ILE:C	16	0.12
(1,36)	1:A:101:GLY:HA2	2:B:75:ILE:CA	16	0.12
(1,36)	1:A:101:GLY:HA2	2:B:75:ILE:CB	16	0.12
(1,36)	1:A:101:GLY:HA2	2:B:75:ILE:CD1	16	0.12
(1,36)	1:A:101:GLY:HA2	2:B:75:ILE:CG1	16	0.12
(1,36)	1:A:101:GLY:HA2	2:B:75:ILE:CG2	16	0.12
(1,36)	1:A:101:GLY:HA2	2:B:75:ILE:H	16	0.12
(1,36)	1:A:101:GLY:HA2	2:B:75:ILE:HA	16	0.12
(1,36)	1:A:101:GLY:HA2	2:B:75:ILE:HB	16	0.12
(1,36)	1:A:101:GLY:HA2	2:B:75:ILE:HD11	16	0.12
(1,36)	1:A:101:GLY:HA2	2:B:75:ILE:HD12	16	0.12
(1,36)	1:A:101:GLY:HA2	2:B:75:ILE:HD13	16	0.12
(1,36)	1:A:101:GLY:HA2	2:B:75:ILE:HG12	16	0.12
(1,36)	1:A:101:GLY:HA2	2:B:75:ILE:HG13	16	0.12
(1,36)	1:A:101:GLY:HA2	2:B:75:ILE:HG21	16	0.12
(1,36)	1:A:101:GLY:HA2	2:B:75:ILE:HG22	16	0.12
(1,36)	1:A:101:GLY:HA2	2:B:75:ILE:HG23	16	0.12
(1,36)	1:A:101:GLY:HA2	2:B:75:ILE:N	16	0.12
(1,36)	1:A:101:GLY:HA2	2:B:75:ILE:O	16	0.12
(1,36)	1:A:101:GLY:HA2	2:B:77:ALA:C	16	0.12
(1,36)	1:A:101:GLY:HA2	2:B:77:ALA:CA	16	0.12
(1,36)	1:A:101:GLY:HA2	2:B:77:ALA:CB	16	0.12
(1,36)	1:A:101:GLY:HA2	2:B:77:ALA:H	16	0.12
(1,36)	1:A:101:GLY:HA2	2:B:77:ALA:HA	16	0.12
(1,36)	1:A:101:GLY:HA2	2:B:77:ALA:HB1	16	0.12
(1,36)	1:A:101:GLY:HA2	2:B:77:ALA:HB2	16	0.12
(1,36)	1:A:101:GLY:HA2	2:B:77:ALA:HB3	16	0.12

*Continued on next page...*



*Continued from previous page...*

Key	Atom-1	Atom-2	Model ID	Violation (Å)
(1,36)	1:A:101:GLY:HA2	2:B:77:ALA:N	16	0.12
(1,36)	1:A:101:GLY:HA2	2:B:77:ALA:O	16	0.12
(1,36)	1:A:101:GLY:HA2	2:B:78:GLY:C	16	0.12
(1,36)	1:A:101:GLY:HA2	2:B:78:GLY:CA	16	0.12
(1,36)	1:A:101:GLY:HA2	2:B:78:GLY:H	16	0.12
(1,36)	1:A:101:GLY:HA2	2:B:78:GLY:HA2	16	0.12
(1,36)	1:A:101:GLY:HA2	2:B:78:GLY:HA3	16	0.12
(1,36)	1:A:101:GLY:HA2	2:B:78:GLY:N	16	0.12
(1,36)	1:A:101:GLY:HA2	2:B:78:GLY:O	16	0.12
(1,36)	1:A:101:GLY:HA2	2:B:79:LYS:C	16	0.12
(1,36)	1:A:101:GLY:HA2	2:B:79:LYS:CA	16	0.12
(1,36)	1:A:101:GLY:HA2	2:B:79:LYS:CB	16	0.12
(1,36)	1:A:101:GLY:HA2	2:B:79:LYS:CD	16	0.12
(1,36)	1:A:101:GLY:HA2	2:B:79:LYS:CE	16	0.12
(1,36)	1:A:101:GLY:HA2	2:B:79:LYS:CG	16	0.12
(1,36)	1:A:101:GLY:HA2	2:B:79:LYS:H	16	0.12
(1,36)	1:A:101:GLY:HA2	2:B:79:LYS:HA	16	0.12
(1,36)	1:A:101:GLY:HA2	2:B:79:LYS:HB2	16	0.12
(1,36)	1:A:101:GLY:HA2	2:B:79:LYS:HB3	16	0.12
(1,36)	1:A:101:GLY:HA2	2:B:79:LYS:HD2	16	0.12
(1,36)	1:A:101:GLY:HA2	2:B:79:LYS:HD3	16	0.12
(1,36)	1:A:101:GLY:HA2	2:B:79:LYS:HE2	16	0.12
(1,36)	1:A:101:GLY:HA2	2:B:79:LYS:HE3	16	0.12
(1,36)	1:A:101:GLY:HA2	2:B:79:LYS:HG2	16	0.12
(1,36)	1:A:101:GLY:HA2	2:B:79:LYS:HG3	16	0.12
(1,36)	1:A:101:GLY:HA2	2:B:79:LYS:HZ1	16	0.12
(1,36)	1:A:101:GLY:HA2	2:B:79:LYS:HZ2	16	0.12
(1,36)	1:A:101:GLY:HA2	2:B:79:LYS:HZ3	16	0.12
(1,36)	1:A:101:GLY:HA2	2:B:79:LYS:N	16	0.12
(1,36)	1:A:101:GLY:HA2	2:B:79:LYS:NZ	16	0.12
(1,36)	1:A:101:GLY:HA2	2:B:79:LYS:O	16	0.12
(1,36)	1:A:101:GLY:HA2	2:B:80:ILE:C	16	0.12
(1,36)	1:A:101:GLY:HA2	2:B:80:ILE:CA	16	0.12
(1,36)	1:A:101:GLY:HA2	2:B:80:ILE:CB	16	0.12
(1,36)	1:A:101:GLY:HA2	2:B:80:ILE:CD1	16	0.12
(1,36)	1:A:101:GLY:HA2	2:B:80:ILE:CG1	16	0.12
(1,36)	1:A:101:GLY:HA2	2:B:80:ILE:CG2	16	0.12
(1,36)	1:A:101:GLY:HA2	2:B:80:ILE:H	16	0.12
(1,36)	1:A:101:GLY:HA2	2:B:80:ILE:HA	16	0.12
(1,36)	1:A:101:GLY:HA2	2:B:80:ILE:HB	16	0.12
(1,36)	1:A:101:GLY:HA2	2:B:80:ILE:HD11	16	0.12
(1,36)	1:A:101:GLY:HA2	2:B:80:ILE:HD12	16	0.12

*Continued on next page...*

*Continued from previous page...*

Key	Atom-1	Atom-2	Model ID	Violation (Å)
(1,36)	1:A:101:GLY:HA2	2:B:80:ILE:HD13	16	0.12
(1,36)	1:A:101:GLY:HA2	2:B:80:ILE:HG12	16	0.12
(1,36)	1:A:101:GLY:HA2	2:B:80:ILE:HG13	16	0.12
(1,36)	1:A:101:GLY:HA2	2:B:80:ILE:HG21	16	0.12
(1,36)	1:A:101:GLY:HA2	2:B:80:ILE:HG22	16	0.12
(1,36)	1:A:101:GLY:HA2	2:B:80:ILE:HG23	16	0.12
(1,36)	1:A:101:GLY:HA2	2:B:80:ILE:N	16	0.12
(1,36)	1:A:101:GLY:HA2	2:B:80:ILE:O	16	0.12
(1,36)	1:A:101:GLY:HA2	2:B:84:GLN:C	16	0.12
(1,36)	1:A:101:GLY:HA2	2:B:84:GLN:CA	16	0.12
(1,36)	1:A:101:GLY:HA2	2:B:84:GLN:CB	16	0.12
(1,36)	1:A:101:GLY:HA2	2:B:84:GLN:CD	16	0.12
(1,36)	1:A:101:GLY:HA2	2:B:84:GLN:CG	16	0.12
(1,36)	1:A:101:GLY:HA2	2:B:84:GLN:H	16	0.12
(1,36)	1:A:101:GLY:HA2	2:B:84:GLN:HA	16	0.12
(1,36)	1:A:101:GLY:HA2	2:B:84:GLN:HB2	16	0.12
(1,36)	1:A:101:GLY:HA2	2:B:84:GLN:HB3	16	0.12
(1,36)	1:A:101:GLY:HA2	2:B:84:GLN:HE21	16	0.12
(1,36)	1:A:101:GLY:HA2	2:B:84:GLN:HE22	16	0.12
(1,36)	1:A:101:GLY:HA2	2:B:84:GLN:HG2	16	0.12
(1,36)	1:A:101:GLY:HA2	2:B:84:GLN:HG3	16	0.12
(1,36)	1:A:101:GLY:HA2	2:B:84:GLN:N	16	0.12
(1,36)	1:A:101:GLY:HA2	2:B:84:GLN:NE2	16	0.12
(1,36)	1:A:101:GLY:HA2	2:B:84:GLN:O	16	0.12
(1,36)	1:A:101:GLY:HA2	2:B:84:GLN:OE1	16	0.12
(1,36)	1:A:101:GLY:HA2	2:B:97:THR:C	16	0.12
(1,36)	1:A:101:GLY:HA2	2:B:97:THR:CA	16	0.12
(1,36)	1:A:101:GLY:HA2	2:B:97:THR:CB	16	0.12
(1,36)	1:A:101:GLY:HA2	2:B:97:THR:CG2	16	0.12
(1,36)	1:A:101:GLY:HA2	2:B:97:THR:H	16	0.12
(1,36)	1:A:101:GLY:HA2	2:B:97:THR:HA	16	0.12
(1,36)	1:A:101:GLY:HA2	2:B:97:THR:HB	16	0.12
(1,36)	1:A:101:GLY:HA2	2:B:97:THR:HG1	16	0.12
(1,36)	1:A:101:GLY:HA2	2:B:97:THR:HG21	16	0.12
(1,36)	1:A:101:GLY:HA2	2:B:97:THR:HG22	16	0.12
(1,36)	1:A:101:GLY:HA2	2:B:97:THR:HG23	16	0.12
(1,36)	1:A:101:GLY:HA2	2:B:97:THR:N	16	0.12
(1,36)	1:A:101:GLY:HA2	2:B:97:THR:O	16	0.12
(1,36)	1:A:101:GLY:HA2	2:B:97:THR:OG1	16	0.12
(1,36)	1:A:101:GLY:HA2	2:B:99:HIS:C	16	0.12
(1,36)	1:A:101:GLY:HA2	2:B:99:HIS:CA	16	0.12
(1,36)	1:A:101:GLY:HA2	2:B:99:HIS:CB	16	0.12

*Continued on next page...*

*Continued from previous page...*

Key	Atom-1	Atom-2	Model ID	Violation (Å)
(1,36)	1:A:101:GLY:HA2	2:B:99:HIS:CD2	16	0.12
(1,36)	1:A:101:GLY:HA2	2:B:99:HIS:CE1	16	0.12
(1,36)	1:A:101:GLY:HA2	2:B:99:HIS:CG	16	0.12
(1,36)	1:A:101:GLY:HA2	2:B:99:HIS:H	16	0.12
(1,36)	1:A:101:GLY:HA2	2:B:99:HIS:HA	16	0.12
(1,36)	1:A:101:GLY:HA2	2:B:99:HIS:HB2	16	0.12
(1,36)	1:A:101:GLY:HA2	2:B:99:HIS:HB3	16	0.12
(1,36)	1:A:101:GLY:HA2	2:B:99:HIS:HD1	16	0.12
(1,36)	1:A:101:GLY:HA2	2:B:99:HIS:HD2	16	0.12
(1,36)	1:A:101:GLY:HA2	2:B:99:HIS:HE1	16	0.12
(1,36)	1:A:101:GLY:HA2	2:B:99:HIS:HE2	16	0.12
(1,36)	1:A:101:GLY:HA2	2:B:99:HIS:N	16	0.12
(1,36)	1:A:101:GLY:HA2	2:B:99:HIS:ND1	16	0.12
(1,36)	1:A:101:GLY:HA2	2:B:99:HIS:NE2	16	0.12
(1,36)	1:A:101:GLY:HA2	2:B:99:HIS:O	16	0.12
(1,36)	1:A:101:GLY:HA2	2:B:101:VAL:C	16	0.12
(1,36)	1:A:101:GLY:HA2	2:B:101:VAL:CA	16	0.12
(1,36)	1:A:101:GLY:HA2	2:B:101:VAL:CB	16	0.12
(1,36)	1:A:101:GLY:HA2	2:B:101:VAL:CG1	16	0.12
(1,36)	1:A:101:GLY:HA2	2:B:101:VAL:CG2	16	0.12
(1,36)	1:A:101:GLY:HA2	2:B:101:VAL:H	16	0.12
(1,36)	1:A:101:GLY:HA2	2:B:101:VAL:HA	16	0.12
(1,36)	1:A:101:GLY:HA2	2:B:101:VAL:HB	16	0.12
(1,36)	1:A:101:GLY:HA2	2:B:101:VAL:HG11	16	0.12
(1,36)	1:A:101:GLY:HA2	2:B:101:VAL:HG12	16	0.12
(1,36)	1:A:101:GLY:HA2	2:B:101:VAL:HG13	16	0.12
(1,36)	1:A:101:GLY:HA2	2:B:101:VAL:HG21	16	0.12
(1,36)	1:A:101:GLY:HA2	2:B:101:VAL:HG22	16	0.12
(1,36)	1:A:101:GLY:HA2	2:B:101:VAL:HG23	16	0.12
(1,36)	1:A:101:GLY:HA2	2:B:101:VAL:N	16	0.12
(1,36)	1:A:101:GLY:HA2	2:B:101:VAL:O	16	0.12
(1,36)	1:A:101:GLY:HA3	2:B:75:ILE:C	16	0.12
(1,36)	1:A:101:GLY:HA3	2:B:75:ILE:CA	16	0.12
(1,36)	1:A:101:GLY:HA3	2:B:75:ILE:CB	16	0.12
(1,36)	1:A:101:GLY:HA3	2:B:75:ILE:CD1	16	0.12
(1,36)	1:A:101:GLY:HA3	2:B:75:ILE:CG1	16	0.12
(1,36)	1:A:101:GLY:HA3	2:B:75:ILE:CG2	16	0.12
(1,36)	1:A:101:GLY:HA3	2:B:75:ILE:H	16	0.12
(1,36)	1:A:101:GLY:HA3	2:B:75:ILE:HA	16	0.12
(1,36)	1:A:101:GLY:HA3	2:B:75:ILE:HB	16	0.12
(1,36)	1:A:101:GLY:HA3	2:B:75:ILE:HD11	16	0.12
(1,36)	1:A:101:GLY:HA3	2:B:75:ILE:HD12	16	0.12

*Continued on next page...*

*Continued from previous page...*

Key	Atom-1	Atom-2	Model ID	Violation (Å)
(1,36)	1:A:101:GLY:HA3	2:B:75:ILE:HD13	16	0.12
(1,36)	1:A:101:GLY:HA3	2:B:75:ILE:HG12	16	0.12
(1,36)	1:A:101:GLY:HA3	2:B:75:ILE:HG13	16	0.12
(1,36)	1:A:101:GLY:HA3	2:B:75:ILE:HG21	16	0.12
(1,36)	1:A:101:GLY:HA3	2:B:75:ILE:HG22	16	0.12
(1,36)	1:A:101:GLY:HA3	2:B:75:ILE:HG23	16	0.12
(1,36)	1:A:101:GLY:HA3	2:B:75:ILE:N	16	0.12
(1,36)	1:A:101:GLY:HA3	2:B:75:ILE:O	16	0.12
(1,36)	1:A:101:GLY:HA3	2:B:77:ALA:C	16	0.12
(1,36)	1:A:101:GLY:HA3	2:B:77:ALA:CA	16	0.12
(1,36)	1:A:101:GLY:HA3	2:B:77:ALA:CB	16	0.12
(1,36)	1:A:101:GLY:HA3	2:B:77:ALA:H	16	0.12
(1,36)	1:A:101:GLY:HA3	2:B:77:ALA:HA	16	0.12
(1,36)	1:A:101:GLY:HA3	2:B:77:ALA:HB1	16	0.12
(1,36)	1:A:101:GLY:HA3	2:B:77:ALA:HB2	16	0.12
(1,36)	1:A:101:GLY:HA3	2:B:77:ALA:HB3	16	0.12
(1,36)	1:A:101:GLY:HA3	2:B:77:ALA:N	16	0.12
(1,36)	1:A:101:GLY:HA3	2:B:77:ALA:O	16	0.12
(1,36)	1:A:101:GLY:HA3	2:B:78:GLY:C	16	0.12
(1,36)	1:A:101:GLY:HA3	2:B:78:GLY:CA	16	0.12
(1,36)	1:A:101:GLY:HA3	2:B:78:GLY:H	16	0.12
(1,36)	1:A:101:GLY:HA3	2:B:78:GLY:HA2	16	0.12
(1,36)	1:A:101:GLY:HA3	2:B:78:GLY:HA3	16	0.12
(1,36)	1:A:101:GLY:HA3	2:B:78:GLY:N	16	0.12
(1,36)	1:A:101:GLY:HA3	2:B:78:GLY:O	16	0.12
(1,36)	1:A:101:GLY:HA3	2:B:79:LYS:C	16	0.12
(1,36)	1:A:101:GLY:HA3	2:B:79:LYS:CA	16	0.12
(1,36)	1:A:101:GLY:HA3	2:B:79:LYS:CB	16	0.12
(1,36)	1:A:101:GLY:HA3	2:B:79:LYS:CD	16	0.12
(1,36)	1:A:101:GLY:HA3	2:B:79:LYS:CE	16	0.12
(1,36)	1:A:101:GLY:HA3	2:B:79:LYS:CG	16	0.12
(1,36)	1:A:101:GLY:HA3	2:B:79:LYS:H	16	0.12
(1,36)	1:A:101:GLY:HA3	2:B:79:LYS:HA	16	0.12
(1,36)	1:A:101:GLY:HA3	2:B:79:LYS:HB2	16	0.12
(1,36)	1:A:101:GLY:HA3	2:B:79:LYS:HB3	16	0.12
(1,36)	1:A:101:GLY:HA3	2:B:79:LYS:HD2	16	0.12
(1,36)	1:A:101:GLY:HA3	2:B:79:LYS:HD3	16	0.12
(1,36)	1:A:101:GLY:HA3	2:B:79:LYS:HE2	16	0.12
(1,36)	1:A:101:GLY:HA3	2:B:79:LYS:HE3	16	0.12
(1,36)	1:A:101:GLY:HA3	2:B:79:LYS:HG2	16	0.12
(1,36)	1:A:101:GLY:HA3	2:B:79:LYS:HG3	16	0.12
(1,36)	1:A:101:GLY:HA3	2:B:79:LYS:HZ1	16	0.12

*Continued on next page...*

*Continued from previous page...*

Key	Atom-1	Atom-2	Model ID	Violation (Å)
(1,36)	1:A:101:GLY:HA3	2:B:79:LYS:HZ2	16	0.12
(1,36)	1:A:101:GLY:HA3	2:B:79:LYS:HZ3	16	0.12
(1,36)	1:A:101:GLY:HA3	2:B:79:LYS:N	16	0.12
(1,36)	1:A:101:GLY:HA3	2:B:79:LYS:NZ	16	0.12
(1,36)	1:A:101:GLY:HA3	2:B:79:LYS:O	16	0.12
(1,36)	1:A:101:GLY:HA3	2:B:80:ILE:C	16	0.12
(1,36)	1:A:101:GLY:HA3	2:B:80:ILE:CA	16	0.12
(1,36)	1:A:101:GLY:HA3	2:B:80:ILE:CB	16	0.12
(1,36)	1:A:101:GLY:HA3	2:B:80:ILE:CD1	16	0.12
(1,36)	1:A:101:GLY:HA3	2:B:80:ILE:CG1	16	0.12
(1,36)	1:A:101:GLY:HA3	2:B:80:ILE:CG2	16	0.12
(1,36)	1:A:101:GLY:HA3	2:B:80:ILE:H	16	0.12
(1,36)	1:A:101:GLY:HA3	2:B:80:ILE:HA	16	0.12
(1,36)	1:A:101:GLY:HA3	2:B:80:ILE:HB	16	0.12
(1,36)	1:A:101:GLY:HA3	2:B:80:ILE:HD11	16	0.12
(1,36)	1:A:101:GLY:HA3	2:B:80:ILE:HD12	16	0.12
(1,36)	1:A:101:GLY:HA3	2:B:80:ILE:HD13	16	0.12
(1,36)	1:A:101:GLY:HA3	2:B:80:ILE:HG12	16	0.12
(1,36)	1:A:101:GLY:HA3	2:B:80:ILE:HG13	16	0.12
(1,36)	1:A:101:GLY:HA3	2:B:80:ILE:HG21	16	0.12
(1,36)	1:A:101:GLY:HA3	2:B:80:ILE:HG22	16	0.12
(1,36)	1:A:101:GLY:HA3	2:B:80:ILE:HG23	16	0.12
(1,36)	1:A:101:GLY:HA3	2:B:80:ILE:N	16	0.12
(1,36)	1:A:101:GLY:HA3	2:B:80:ILE:O	16	0.12
(1,36)	1:A:101:GLY:HA3	2:B:84:GLN:C	16	0.12
(1,36)	1:A:101:GLY:HA3	2:B:84:GLN:CA	16	0.12
(1,36)	1:A:101:GLY:HA3	2:B:84:GLN:CB	16	0.12
(1,36)	1:A:101:GLY:HA3	2:B:84:GLN:CD	16	0.12
(1,36)	1:A:101:GLY:HA3	2:B:84:GLN:CG	16	0.12
(1,36)	1:A:101:GLY:HA3	2:B:84:GLN:H	16	0.12
(1,36)	1:A:101:GLY:HA3	2:B:84:GLN:HA	16	0.12
(1,36)	1:A:101:GLY:HA3	2:B:84:GLN:HB2	16	0.12
(1,36)	1:A:101:GLY:HA3	2:B:84:GLN:HB3	16	0.12
(1,36)	1:A:101:GLY:HA3	2:B:84:GLN:HE21	16	0.12
(1,36)	1:A:101:GLY:HA3	2:B:84:GLN:HE22	16	0.12
(1,36)	1:A:101:GLY:HA3	2:B:84:GLN:HG2	16	0.12
(1,36)	1:A:101:GLY:HA3	2:B:84:GLN:HG3	16	0.12
(1,36)	1:A:101:GLY:HA3	2:B:84:GLN:N	16	0.12
(1,36)	1:A:101:GLY:HA3	2:B:84:GLN:NE2	16	0.12
(1,36)	1:A:101:GLY:HA3	2:B:84:GLN:O	16	0.12
(1,36)	1:A:101:GLY:HA3	2:B:84:GLN:OE1	16	0.12
(1,36)	1:A:101:GLY:HA3	2:B:97:THR:C	16	0.12

*Continued on next page...*

*Continued from previous page...*

Key	Atom-1	Atom-2	Model ID	Violation (Å)
(1,36)	1:A:101:GLY:HA3	2:B:97:THR:CA	16	0.12
(1,36)	1:A:101:GLY:HA3	2:B:97:THR:CB	16	0.12
(1,36)	1:A:101:GLY:HA3	2:B:97:THR:CG2	16	0.12
(1,36)	1:A:101:GLY:HA3	2:B:97:THR:H	16	0.12
(1,36)	1:A:101:GLY:HA3	2:B:97:THR:HA	16	0.12
(1,36)	1:A:101:GLY:HA3	2:B:97:THR:HB	16	0.12
(1,36)	1:A:101:GLY:HA3	2:B:97:THR:HG1	16	0.12
(1,36)	1:A:101:GLY:HA3	2:B:97:THR:HG21	16	0.12
(1,36)	1:A:101:GLY:HA3	2:B:97:THR:HG22	16	0.12
(1,36)	1:A:101:GLY:HA3	2:B:97:THR:HG23	16	0.12
(1,36)	1:A:101:GLY:HA3	2:B:97:THR:N	16	0.12
(1,36)	1:A:101:GLY:HA3	2:B:97:THR:O	16	0.12
(1,36)	1:A:101:GLY:HA3	2:B:97:THR:OG1	16	0.12
(1,36)	1:A:101:GLY:HA3	2:B:99:HIS:C	16	0.12
(1,36)	1:A:101:GLY:HA3	2:B:99:HIS:CA	16	0.12
(1,36)	1:A:101:GLY:HA3	2:B:99:HIS:CB	16	0.12
(1,36)	1:A:101:GLY:HA3	2:B:99:HIS:CD2	16	0.12
(1,36)	1:A:101:GLY:HA3	2:B:99:HIS:CE1	16	0.12
(1,36)	1:A:101:GLY:HA3	2:B:99:HIS:CG	16	0.12
(1,36)	1:A:101:GLY:HA3	2:B:99:HIS:H	16	0.12
(1,36)	1:A:101:GLY:HA3	2:B:99:HIS:HA	16	0.12
(1,36)	1:A:101:GLY:HA3	2:B:99:HIS:HB2	16	0.12
(1,36)	1:A:101:GLY:HA3	2:B:99:HIS:HB3	16	0.12
(1,36)	1:A:101:GLY:HA3	2:B:99:HIS:HD1	16	0.12
(1,36)	1:A:101:GLY:HA3	2:B:99:HIS:HD2	16	0.12
(1,36)	1:A:101:GLY:HA3	2:B:99:HIS:HE1	16	0.12
(1,36)	1:A:101:GLY:HA3	2:B:99:HIS:HE2	16	0.12
(1,36)	1:A:101:GLY:HA3	2:B:99:HIS:N	16	0.12
(1,36)	1:A:101:GLY:HA3	2:B:99:HIS:ND1	16	0.12
(1,36)	1:A:101:GLY:HA3	2:B:99:HIS:NE2	16	0.12
(1,36)	1:A:101:GLY:HA3	2:B:99:HIS:O	16	0.12
(1,36)	1:A:101:GLY:HA3	2:B:101:VAL:C	16	0.12
(1,36)	1:A:101:GLY:HA3	2:B:101:VAL:CA	16	0.12
(1,36)	1:A:101:GLY:HA3	2:B:101:VAL:CB	16	0.12
(1,36)	1:A:101:GLY:HA3	2:B:101:VAL:CG1	16	0.12
(1,36)	1:A:101:GLY:HA3	2:B:101:VAL:CG2	16	0.12
(1,36)	1:A:101:GLY:HA3	2:B:101:VAL:H	16	0.12
(1,36)	1:A:101:GLY:HA3	2:B:101:VAL:HA	16	0.12
(1,36)	1:A:101:GLY:HA3	2:B:101:VAL:HB	16	0.12
(1,36)	1:A:101:GLY:HA3	2:B:101:VAL:HG11	16	0.12
(1,36)	1:A:101:GLY:HA3	2:B:101:VAL:HG12	16	0.12
(1,36)	1:A:101:GLY:HA3	2:B:101:VAL:HG13	16	0.12

*Continued on next page...*

*Continued from previous page...*

Key	Atom-1	Atom-2	Model ID	Violation (Å)
(1,36)	1:A:101:GLY:HA3	2:B:101:VAL:HG21	16	0.12
(1,36)	1:A:101:GLY:HA3	2:B:101:VAL:HG22	16	0.12
(1,36)	1:A:101:GLY:HA3	2:B:101:VAL:HG23	16	0.12
(1,36)	1:A:101:GLY:HA3	2:B:101:VAL:N	16	0.12
(1,36)	1:A:101:GLY:HA3	2:B:101:VAL:O	16	0.12
(1,36)	1:A:101:GLY:N	2:B:75:ILE:C	16	0.12
(1,36)	1:A:101:GLY:N	2:B:75:ILE:CA	16	0.12
(1,36)	1:A:101:GLY:N	2:B:75:ILE:CB	16	0.12
(1,36)	1:A:101:GLY:N	2:B:75:ILE:CD1	16	0.12
(1,36)	1:A:101:GLY:N	2:B:75:ILE:CG1	16	0.12
(1,36)	1:A:101:GLY:N	2:B:75:ILE:CG2	16	0.12
(1,36)	1:A:101:GLY:N	2:B:75:ILE:H	16	0.12
(1,36)	1:A:101:GLY:N	2:B:75:ILE:HA	16	0.12
(1,36)	1:A:101:GLY:N	2:B:75:ILE:HB	16	0.12
(1,36)	1:A:101:GLY:N	2:B:75:ILE:HD11	16	0.12
(1,36)	1:A:101:GLY:N	2:B:75:ILE:HD12	16	0.12
(1,36)	1:A:101:GLY:N	2:B:75:ILE:HD13	16	0.12
(1,36)	1:A:101:GLY:N	2:B:75:ILE:HG12	16	0.12
(1,36)	1:A:101:GLY:N	2:B:75:ILE:HG13	16	0.12
(1,36)	1:A:101:GLY:N	2:B:75:ILE:HG21	16	0.12
(1,36)	1:A:101:GLY:N	2:B:75:ILE:HG22	16	0.12
(1,36)	1:A:101:GLY:N	2:B:75:ILE:HG23	16	0.12
(1,36)	1:A:101:GLY:N	2:B:75:ILE:N	16	0.12
(1,36)	1:A:101:GLY:N	2:B:75:ILE:O	16	0.12
(1,36)	1:A:101:GLY:N	2:B:77:ALA:C	16	0.12
(1,36)	1:A:101:GLY:N	2:B:77:ALA:CA	16	0.12
(1,36)	1:A:101:GLY:N	2:B:77:ALA:CB	16	0.12
(1,36)	1:A:101:GLY:N	2:B:77:ALA:H	16	0.12
(1,36)	1:A:101:GLY:N	2:B:77:ALA:HA	16	0.12
(1,36)	1:A:101:GLY:N	2:B:77:ALA:HB1	16	0.12
(1,36)	1:A:101:GLY:N	2:B:77:ALA:HB2	16	0.12
(1,36)	1:A:101:GLY:N	2:B:77:ALA:HB3	16	0.12
(1,36)	1:A:101:GLY:N	2:B:77:ALA:N	16	0.12
(1,36)	1:A:101:GLY:N	2:B:77:ALA:O	16	0.12
(1,36)	1:A:101:GLY:N	2:B:78:GLY:C	16	0.12
(1,36)	1:A:101:GLY:N	2:B:78:GLY:CA	16	0.12
(1,36)	1:A:101:GLY:N	2:B:78:GLY:H	16	0.12
(1,36)	1:A:101:GLY:N	2:B:78:GLY:HA2	16	0.12
(1,36)	1:A:101:GLY:N	2:B:78:GLY:HA3	16	0.12
(1,36)	1:A:101:GLY:N	2:B:78:GLY:N	16	0.12
(1,36)	1:A:101:GLY:N	2:B:78:GLY:O	16	0.12
(1,36)	1:A:101:GLY:N	2:B:79:LYS:C	16	0.12

*Continued on next page...*

*Continued from previous page...*

Key	Atom-1	Atom-2	Model ID	Violation (Å)
(1,36)	1:A:101:GLY:N	2:B:79:LYS:CA	16	0.12
(1,36)	1:A:101:GLY:N	2:B:79:LYS:CB	16	0.12
(1,36)	1:A:101:GLY:N	2:B:79:LYS:CD	16	0.12
(1,36)	1:A:101:GLY:N	2:B:79:LYS:CE	16	0.12
(1,36)	1:A:101:GLY:N	2:B:79:LYS:CG	16	0.12
(1,36)	1:A:101:GLY:N	2:B:79:LYS:H	16	0.12
(1,36)	1:A:101:GLY:N	2:B:79:LYS:HA	16	0.12
(1,36)	1:A:101:GLY:N	2:B:79:LYS:HB2	16	0.12
(1,36)	1:A:101:GLY:N	2:B:79:LYS:HB3	16	0.12
(1,36)	1:A:101:GLY:N	2:B:79:LYS:HD2	16	0.12
(1,36)	1:A:101:GLY:N	2:B:79:LYS:HD3	16	0.12
(1,36)	1:A:101:GLY:N	2:B:79:LYS:HE2	16	0.12
(1,36)	1:A:101:GLY:N	2:B:79:LYS:HE3	16	0.12
(1,36)	1:A:101:GLY:N	2:B:79:LYS:HG2	16	0.12
(1,36)	1:A:101:GLY:N	2:B:79:LYS:HG3	16	0.12
(1,36)	1:A:101:GLY:N	2:B:79:LYS:HZ1	16	0.12
(1,36)	1:A:101:GLY:N	2:B:79:LYS:HZ2	16	0.12
(1,36)	1:A:101:GLY:N	2:B:79:LYS:HZ3	16	0.12
(1,36)	1:A:101:GLY:N	2:B:79:LYS:N	16	0.12
(1,36)	1:A:101:GLY:N	2:B:79:LYS:NZ	16	0.12
(1,36)	1:A:101:GLY:N	2:B:79:LYS:O	16	0.12
(1,36)	1:A:101:GLY:N	2:B:80:ILE:C	16	0.12
(1,36)	1:A:101:GLY:N	2:B:80:ILE:CA	16	0.12
(1,36)	1:A:101:GLY:N	2:B:80:ILE:CB	16	0.12
(1,36)	1:A:101:GLY:N	2:B:80:ILE:CD1	16	0.12
(1,36)	1:A:101:GLY:N	2:B:80:ILE:CG1	16	0.12
(1,36)	1:A:101:GLY:N	2:B:80:ILE:CG2	16	0.12
(1,36)	1:A:101:GLY:N	2:B:80:ILE:H	16	0.12
(1,36)	1:A:101:GLY:N	2:B:80:ILE:HA	16	0.12
(1,36)	1:A:101:GLY:N	2:B:80:ILE:HB	16	0.12
(1,36)	1:A:101:GLY:N	2:B:80:ILE:HD11	16	0.12
(1,36)	1:A:101:GLY:N	2:B:80:ILE:HD12	16	0.12
(1,36)	1:A:101:GLY:N	2:B:80:ILE:HD13	16	0.12
(1,36)	1:A:101:GLY:N	2:B:80:ILE:HG12	16	0.12
(1,36)	1:A:101:GLY:N	2:B:80:ILE:HG13	16	0.12
(1,36)	1:A:101:GLY:N	2:B:80:ILE:HG21	16	0.12
(1,36)	1:A:101:GLY:N	2:B:80:ILE:HG22	16	0.12
(1,36)	1:A:101:GLY:N	2:B:80:ILE:HG23	16	0.12
(1,36)	1:A:101:GLY:N	2:B:80:ILE:N	16	0.12
(1,36)	1:A:101:GLY:N	2:B:80:ILE:O	16	0.12
(1,36)	1:A:101:GLY:N	2:B:84:GLN:C	16	0.12
(1,36)	1:A:101:GLY:N	2:B:84:GLN:CA	16	0.12

*Continued on next page...*



*Continued from previous page...*

Key	Atom-1	Atom-2	Model ID	Violation (Å)
(1,36)	1:A:101:GLY:N	2:B:84:GLN:CB	16	0.12
(1,36)	1:A:101:GLY:N	2:B:84:GLN:CD	16	0.12
(1,36)	1:A:101:GLY:N	2:B:84:GLN:CG	16	0.12
(1,36)	1:A:101:GLY:N	2:B:84:GLN:H	16	0.12
(1,36)	1:A:101:GLY:N	2:B:84:GLN:HA	16	0.12
(1,36)	1:A:101:GLY:N	2:B:84:GLN:HB2	16	0.12
(1,36)	1:A:101:GLY:N	2:B:84:GLN:HB3	16	0.12
(1,36)	1:A:101:GLY:N	2:B:84:GLN:HE21	16	0.12
(1,36)	1:A:101:GLY:N	2:B:84:GLN:HE22	16	0.12
(1,36)	1:A:101:GLY:N	2:B:84:GLN:HG2	16	0.12
(1,36)	1:A:101:GLY:N	2:B:84:GLN:HG3	16	0.12
(1,36)	1:A:101:GLY:N	2:B:84:GLN:N	16	0.12
(1,36)	1:A:101:GLY:N	2:B:84:GLN:NE2	16	0.12
(1,36)	1:A:101:GLY:N	2:B:84:GLN:O	16	0.12
(1,36)	1:A:101:GLY:N	2:B:84:GLN:OE1	16	0.12
(1,36)	1:A:101:GLY:N	2:B:97:THR:C	16	0.12
(1,36)	1:A:101:GLY:N	2:B:97:THR:CA	16	0.12
(1,36)	1:A:101:GLY:N	2:B:97:THR:CB	16	0.12
(1,36)	1:A:101:GLY:N	2:B:97:THR:CG2	16	0.12
(1,36)	1:A:101:GLY:N	2:B:97:THR:H	16	0.12
(1,36)	1:A:101:GLY:N	2:B:97:THR:HA	16	0.12
(1,36)	1:A:101:GLY:N	2:B:97:THR:HB	16	0.12
(1,36)	1:A:101:GLY:N	2:B:97:THR:HG1	16	0.12
(1,36)	1:A:101:GLY:N	2:B:97:THR:HG21	16	0.12
(1,36)	1:A:101:GLY:N	2:B:97:THR:HG22	16	0.12
(1,36)	1:A:101:GLY:N	2:B:97:THR:HG23	16	0.12
(1,36)	1:A:101:GLY:N	2:B:97:THR:N	16	0.12
(1,36)	1:A:101:GLY:N	2:B:97:THR:O	16	0.12
(1,36)	1:A:101:GLY:N	2:B:97:THR:OG1	16	0.12
(1,36)	1:A:101:GLY:N	2:B:99:HIS:C	16	0.12
(1,36)	1:A:101:GLY:N	2:B:99:HIS:CA	16	0.12
(1,36)	1:A:101:GLY:N	2:B:99:HIS:CB	16	0.12
(1,36)	1:A:101:GLY:N	2:B:99:HIS:CD2	16	0.12
(1,36)	1:A:101:GLY:N	2:B:99:HIS:CE1	16	0.12
(1,36)	1:A:101:GLY:N	2:B:99:HIS:CG	16	0.12
(1,36)	1:A:101:GLY:N	2:B:99:HIS:H	16	0.12
(1,36)	1:A:101:GLY:N	2:B:99:HIS:HA	16	0.12
(1,36)	1:A:101:GLY:N	2:B:99:HIS:HB2	16	0.12
(1,36)	1:A:101:GLY:N	2:B:99:HIS:HB3	16	0.12
(1,36)	1:A:101:GLY:N	2:B:99:HIS:HD1	16	0.12
(1,36)	1:A:101:GLY:N	2:B:99:HIS:HD2	16	0.12
(1,36)	1:A:101:GLY:N	2:B:99:HIS:HE1	16	0.12

*Continued on next page...*

*Continued from previous page...*

Key	Atom-1	Atom-2	Model ID	Violation (Å)
(1,36)	1:A:101:GLY:N	2:B:99:HIS:HE2	16	0.12
(1,36)	1:A:101:GLY:N	2:B:99:HIS:N	16	0.12
(1,36)	1:A:101:GLY:N	2:B:99:HIS:ND1	16	0.12
(1,36)	1:A:101:GLY:N	2:B:99:HIS:NE2	16	0.12
(1,36)	1:A:101:GLY:N	2:B:99:HIS:O	16	0.12
(1,36)	1:A:101:GLY:N	2:B:101:VAL:C	16	0.12
(1,36)	1:A:101:GLY:N	2:B:101:VAL:CA	16	0.12
(1,36)	1:A:101:GLY:N	2:B:101:VAL:CB	16	0.12
(1,36)	1:A:101:GLY:N	2:B:101:VAL:CG1	16	0.12
(1,36)	1:A:101:GLY:N	2:B:101:VAL:CG2	16	0.12
(1,36)	1:A:101:GLY:N	2:B:101:VAL:H	16	0.12
(1,36)	1:A:101:GLY:N	2:B:101:VAL:HA	16	0.12
(1,36)	1:A:101:GLY:N	2:B:101:VAL:HB	16	0.12
(1,36)	1:A:101:GLY:N	2:B:101:VAL:HG11	16	0.12
(1,36)	1:A:101:GLY:N	2:B:101:VAL:HG12	16	0.12
(1,36)	1:A:101:GLY:N	2:B:101:VAL:HG13	16	0.12
(1,36)	1:A:101:GLY:N	2:B:101:VAL:HG21	16	0.12
(1,36)	1:A:101:GLY:N	2:B:101:VAL:HG22	16	0.12
(1,36)	1:A:101:GLY:N	2:B:101:VAL:HG23	16	0.12
(1,36)	1:A:101:GLY:N	2:B:101:VAL:N	16	0.12
(1,36)	1:A:101:GLY:N	2:B:101:VAL:O	16	0.12
(1,36)	1:A:101:GLY:O	2:B:75:ILE:C	16	0.12
(1,36)	1:A:101:GLY:O	2:B:75:ILE:CA	16	0.12
(1,36)	1:A:101:GLY:O	2:B:75:ILE:CB	16	0.12
(1,36)	1:A:101:GLY:O	2:B:75:ILE:CD1	16	0.12
(1,36)	1:A:101:GLY:O	2:B:75:ILE:CG1	16	0.12
(1,36)	1:A:101:GLY:O	2:B:75:ILE:CG2	16	0.12
(1,36)	1:A:101:GLY:O	2:B:75:ILE:H	16	0.12
(1,36)	1:A:101:GLY:O	2:B:75:ILE:HA	16	0.12
(1,36)	1:A:101:GLY:O	2:B:75:ILE:HB	16	0.12
(1,36)	1:A:101:GLY:O	2:B:75:ILE:HD11	16	0.12
(1,36)	1:A:101:GLY:O	2:B:75:ILE:HD12	16	0.12
(1,36)	1:A:101:GLY:O	2:B:75:ILE:HD13	16	0.12
(1,36)	1:A:101:GLY:O	2:B:75:ILE:HG12	16	0.12
(1,36)	1:A:101:GLY:O	2:B:75:ILE:HG13	16	0.12
(1,36)	1:A:101:GLY:O	2:B:75:ILE:HG21	16	0.12
(1,36)	1:A:101:GLY:O	2:B:75:ILE:HG22	16	0.12
(1,36)	1:A:101:GLY:O	2:B:75:ILE:HG23	16	0.12
(1,36)	1:A:101:GLY:O	2:B:75:ILE:N	16	0.12
(1,36)	1:A:101:GLY:O	2:B:75:ILE:O	16	0.12
(1,36)	1:A:101:GLY:O	2:B:77:ALA:C	16	0.12
(1,36)	1:A:101:GLY:O	2:B:77:ALA:CA	16	0.12

*Continued on next page...*

*Continued from previous page...*

Key	Atom-1	Atom-2	Model ID	Violation (Å)
(1,36)	1:A:101:GLY:O	2:B:77:ALA:CB	16	0.12
(1,36)	1:A:101:GLY:O	2:B:77:ALA:H	16	0.12
(1,36)	1:A:101:GLY:O	2:B:77:ALA:HA	16	0.12
(1,36)	1:A:101:GLY:O	2:B:77:ALA:HB1	16	0.12
(1,36)	1:A:101:GLY:O	2:B:77:ALA:HB2	16	0.12
(1,36)	1:A:101:GLY:O	2:B:77:ALA:HB3	16	0.12
(1,36)	1:A:101:GLY:O	2:B:77:ALA:N	16	0.12
(1,36)	1:A:101:GLY:O	2:B:77:ALA:O	16	0.12
(1,36)	1:A:101:GLY:O	2:B:78:GLY:C	16	0.12
(1,36)	1:A:101:GLY:O	2:B:78:GLY:CA	16	0.12
(1,36)	1:A:101:GLY:O	2:B:78:GLY:H	16	0.12
(1,36)	1:A:101:GLY:O	2:B:78:GLY:HA2	16	0.12
(1,36)	1:A:101:GLY:O	2:B:78:GLY:HA3	16	0.12
(1,36)	1:A:101:GLY:O	2:B:78:GLY:N	16	0.12
(1,36)	1:A:101:GLY:O	2:B:78:GLY:O	16	0.12
(1,36)	1:A:101:GLY:O	2:B:79:LYS:C	16	0.12
(1,36)	1:A:101:GLY:O	2:B:79:LYS:CA	16	0.12
(1,36)	1:A:101:GLY:O	2:B:79:LYS:CB	16	0.12
(1,36)	1:A:101:GLY:O	2:B:79:LYS:CD	16	0.12
(1,36)	1:A:101:GLY:O	2:B:79:LYS:CE	16	0.12
(1,36)	1:A:101:GLY:O	2:B:79:LYS:CG	16	0.12
(1,36)	1:A:101:GLY:O	2:B:79:LYS:H	16	0.12
(1,36)	1:A:101:GLY:O	2:B:79:LYS:HA	16	0.12
(1,36)	1:A:101:GLY:O	2:B:79:LYS:HB2	16	0.12
(1,36)	1:A:101:GLY:O	2:B:79:LYS:HB3	16	0.12
(1,36)	1:A:101:GLY:O	2:B:79:LYS:HD2	16	0.12
(1,36)	1:A:101:GLY:O	2:B:79:LYS:HD3	16	0.12
(1,36)	1:A:101:GLY:O	2:B:79:LYS:HE2	16	0.12
(1,36)	1:A:101:GLY:O	2:B:79:LYS:HE3	16	0.12
(1,36)	1:A:101:GLY:O	2:B:79:LYS:HG2	16	0.12
(1,36)	1:A:101:GLY:O	2:B:79:LYS:HG3	16	0.12
(1,36)	1:A:101:GLY:O	2:B:79:LYS:HZ1	16	0.12
(1,36)	1:A:101:GLY:O	2:B:79:LYS:HZ2	16	0.12
(1,36)	1:A:101:GLY:O	2:B:79:LYS:HZ3	16	0.12
(1,36)	1:A:101:GLY:O	2:B:79:LYS:N	16	0.12
(1,36)	1:A:101:GLY:O	2:B:79:LYS:NZ	16	0.12
(1,36)	1:A:101:GLY:O	2:B:79:LYS:O	16	0.12
(1,36)	1:A:101:GLY:O	2:B:80:ILE:C	16	0.12
(1,36)	1:A:101:GLY:O	2:B:80:ILE:CA	16	0.12
(1,36)	1:A:101:GLY:O	2:B:80:ILE:CB	16	0.12
(1,36)	1:A:101:GLY:O	2:B:80:ILE:CD1	16	0.12
(1,36)	1:A:101:GLY:O	2:B:80:ILE:CG1	16	0.12

*Continued on next page...*

*Continued from previous page...*

Key	Atom-1	Atom-2	Model ID	Violation (Å)
(1,36)	1:A:101:GLY:O	2:B:80:ILE:CG2	16	0.12
(1,36)	1:A:101:GLY:O	2:B:80:ILE:H	16	0.12
(1,36)	1:A:101:GLY:O	2:B:80:ILE:HA	16	0.12
(1,36)	1:A:101:GLY:O	2:B:80:ILE:HB	16	0.12
(1,36)	1:A:101:GLY:O	2:B:80:ILE:HD11	16	0.12
(1,36)	1:A:101:GLY:O	2:B:80:ILE:HD12	16	0.12
(1,36)	1:A:101:GLY:O	2:B:80:ILE:HD13	16	0.12
(1,36)	1:A:101:GLY:O	2:B:80:ILE:HG12	16	0.12
(1,36)	1:A:101:GLY:O	2:B:80:ILE:HG13	16	0.12
(1,36)	1:A:101:GLY:O	2:B:80:ILE:HG21	16	0.12
(1,36)	1:A:101:GLY:O	2:B:80:ILE:HG22	16	0.12
(1,36)	1:A:101:GLY:O	2:B:80:ILE:HG23	16	0.12
(1,36)	1:A:101:GLY:O	2:B:80:ILE:N	16	0.12
(1,36)	1:A:101:GLY:O	2:B:80:ILE:O	16	0.12
(1,36)	1:A:101:GLY:O	2:B:84:GLN:C	16	0.12
(1,36)	1:A:101:GLY:O	2:B:84:GLN:CA	16	0.12
(1,36)	1:A:101:GLY:O	2:B:84:GLN:CB	16	0.12
(1,36)	1:A:101:GLY:O	2:B:84:GLN:CD	16	0.12
(1,36)	1:A:101:GLY:O	2:B:84:GLN:CG	16	0.12
(1,36)	1:A:101:GLY:O	2:B:84:GLN:H	16	0.12
(1,36)	1:A:101:GLY:O	2:B:84:GLN:HA	16	0.12
(1,36)	1:A:101:GLY:O	2:B:84:GLN:HB2	16	0.12
(1,36)	1:A:101:GLY:O	2:B:84:GLN:HB3	16	0.12
(1,36)	1:A:101:GLY:O	2:B:84:GLN:HE21	16	0.12
(1,36)	1:A:101:GLY:O	2:B:84:GLN:HE22	16	0.12
(1,36)	1:A:101:GLY:O	2:B:84:GLN:HG2	16	0.12
(1,36)	1:A:101:GLY:O	2:B:84:GLN:HG3	16	0.12
(1,36)	1:A:101:GLY:O	2:B:84:GLN:N	16	0.12
(1,36)	1:A:101:GLY:O	2:B:84:GLN:NE2	16	0.12
(1,36)	1:A:101:GLY:O	2:B:84:GLN:O	16	0.12
(1,36)	1:A:101:GLY:O	2:B:84:GLN:OE1	16	0.12
(1,36)	1:A:101:GLY:O	2:B:97:THR:C	16	0.12
(1,36)	1:A:101:GLY:O	2:B:97:THR:CA	16	0.12
(1,36)	1:A:101:GLY:O	2:B:97:THR:CB	16	0.12
(1,36)	1:A:101:GLY:O	2:B:97:THR:CG2	16	0.12
(1,36)	1:A:101:GLY:O	2:B:97:THR:H	16	0.12
(1,36)	1:A:101:GLY:O	2:B:97:THR:HA	16	0.12
(1,36)	1:A:101:GLY:O	2:B:97:THR:HB	16	0.12
(1,36)	1:A:101:GLY:O	2:B:97:THR:HG1	16	0.12
(1,36)	1:A:101:GLY:O	2:B:97:THR:HG21	16	0.12
(1,36)	1:A:101:GLY:O	2:B:97:THR:HG22	16	0.12
(1,36)	1:A:101:GLY:O	2:B:97:THR:HG23	16	0.12

*Continued on next page...*

*Continued from previous page...*

Key	Atom-1	Atom-2	Model ID	Violation (Å)
(1,36)	1:A:101:GLY:O	2:B:97:THR:N	16	0.12
(1,36)	1:A:101:GLY:O	2:B:97:THR:O	16	0.12
(1,36)	1:A:101:GLY:O	2:B:97:THR:OG1	16	0.12
(1,36)	1:A:101:GLY:O	2:B:99:HIS:C	16	0.12
(1,36)	1:A:101:GLY:O	2:B:99:HIS:CA	16	0.12
(1,36)	1:A:101:GLY:O	2:B:99:HIS:CB	16	0.12
(1,36)	1:A:101:GLY:O	2:B:99:HIS:CD2	16	0.12
(1,36)	1:A:101:GLY:O	2:B:99:HIS:CE1	16	0.12
(1,36)	1:A:101:GLY:O	2:B:99:HIS:CG	16	0.12
(1,36)	1:A:101:GLY:O	2:B:99:HIS:H	16	0.12
(1,36)	1:A:101:GLY:O	2:B:99:HIS:HA	16	0.12
(1,36)	1:A:101:GLY:O	2:B:99:HIS:HB2	16	0.12
(1,36)	1:A:101:GLY:O	2:B:99:HIS:HB3	16	0.12
(1,36)	1:A:101:GLY:O	2:B:99:HIS:HD1	16	0.12
(1,36)	1:A:101:GLY:O	2:B:99:HIS:HD2	16	0.12
(1,36)	1:A:101:GLY:O	2:B:99:HIS:HE1	16	0.12
(1,36)	1:A:101:GLY:O	2:B:99:HIS:HE2	16	0.12
(1,36)	1:A:101:GLY:O	2:B:99:HIS:N	16	0.12
(1,36)	1:A:101:GLY:O	2:B:99:HIS:ND1	16	0.12
(1,36)	1:A:101:GLY:O	2:B:99:HIS:NE2	16	0.12
(1,36)	1:A:101:GLY:O	2:B:99:HIS:O	16	0.12
(1,36)	1:A:101:GLY:O	2:B:101:VAL:C	16	0.12
(1,36)	1:A:101:GLY:O	2:B:101:VAL:CA	16	0.12
(1,36)	1:A:101:GLY:O	2:B:101:VAL:CB	16	0.12
(1,36)	1:A:101:GLY:O	2:B:101:VAL:CG1	16	0.12
(1,36)	1:A:101:GLY:O	2:B:101:VAL:CG2	16	0.12
(1,36)	1:A:101:GLY:O	2:B:101:VAL:H	16	0.12
(1,36)	1:A:101:GLY:O	2:B:101:VAL:HA	16	0.12
(1,36)	1:A:101:GLY:O	2:B:101:VAL:HB	16	0.12
(1,36)	1:A:101:GLY:O	2:B:101:VAL:HG11	16	0.12
(1,36)	1:A:101:GLY:O	2:B:101:VAL:HG12	16	0.12
(1,36)	1:A:101:GLY:O	2:B:101:VAL:HG13	16	0.12
(1,36)	1:A:101:GLY:O	2:B:101:VAL:HG21	16	0.12
(1,36)	1:A:101:GLY:O	2:B:101:VAL:HG22	16	0.12
(1,36)	1:A:101:GLY:O	2:B:101:VAL:HG23	16	0.12
(1,36)	1:A:101:GLY:O	2:B:101:VAL:N	16	0.12
(1,36)	1:A:101:GLY:O	2:B:101:VAL:O	16	0.12
(1,2)	1:A:78:ASP:HB2	2:B:41:LYS:H	6	0.12
(1,2)	1:A:78:ASP:HB3	2:B:41:LYS:H	6	0.12
(1,2)	1:A:78:ASP:HB2	2:B:41:LYS:H	7	0.12
(1,2)	1:A:78:ASP:HB3	2:B:41:LYS:H	7	0.12
(1,2)	1:A:78:ASP:HB2	2:B:41:LYS:H	20	0.12

*Continued on next page...*

*Continued from previous page...*

Key	Atom-1	Atom-2	Model ID	Violation (Å)
(1,2)	1:A:78:ASP:HB3	2:B:41:LYS:H	20	0.12
(1,1)	1:A:78:ASP:HB2	2:B:39:THR:H	3	0.12
(1,1)	1:A:78:ASP:HB3	2:B:39:THR:H	3	0.12
(1,2)	1:A:78:ASP:HB2	2:B:41:LYS:H	1	0.11
(1,2)	1:A:78:ASP:HB3	2:B:41:LYS:H	1	0.11
(1,10)	1:A:75:ILE:HG21	2:B:78:GLY:H	4	0.11
(1,10)	1:A:75:ILE:HG22	2:B:78:GLY:H	4	0.11
(1,10)	1:A:75:ILE:HG23	2:B:78:GLY:H	4	0.11
(1,10)	1:A:75:ILE:HG21	2:B:78:GLY:H	17	0.11
(1,10)	1:A:75:ILE:HG22	2:B:78:GLY:H	17	0.11
(1,10)	1:A:75:ILE:HG23	2:B:78:GLY:H	17	0.11
(1,1)	1:A:78:ASP:HB2	2:B:39:THR:H	10	0.11
(1,1)	1:A:78:ASP:HB3	2:B:39:THR:H	10	0.11
(1,1)	1:A:78:ASP:HB2	2:B:39:THR:H	18	0.11
(1,1)	1:A:78:ASP:HB3	2:B:39:THR:H	18	0.11
(1,1)	1:A:78:ASP:HB2	2:B:39:THR:H	20	0.11
(1,1)	1:A:78:ASP:HB3	2:B:39:THR:H	20	0.11

## 10 Dihedral-angle violation analysis [i](#)

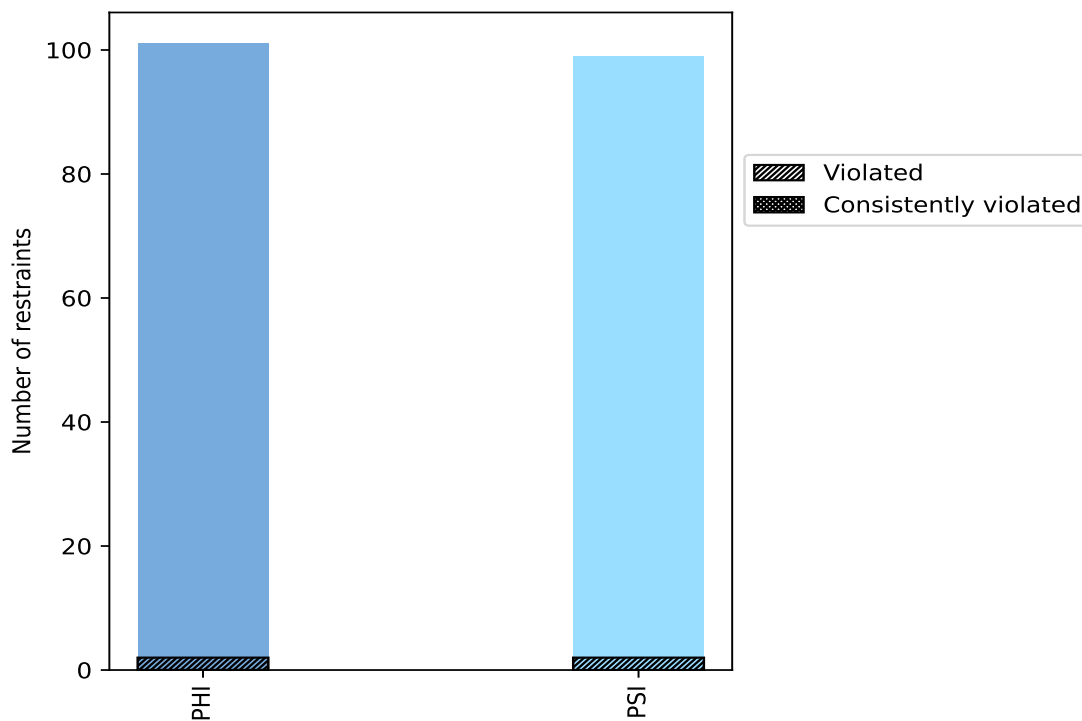
### 10.1 Summary of dihedral-angle violations [i](#)

The following table provides the summary of dihedral-angle violations in different dihedral-angle types. Violations less than 1° are not included in the calculation.

Angle type	Count	% <sup>1</sup>	Violated <sup>3</sup>			Consistently Violated <sup>4</sup>		
			Count	% <sup>2</sup>	% <sup>1</sup>	Count	% <sup>2</sup>	% <sup>1</sup>
PHI	101	50.5	2	2.0	1.0	0	0.0	0.0
PSI	99	49.5	2	2.0	1.0	0	0.0	0.0
Total	200	100.0	4	2.0	2.0	0	0.0	0.0

<sup>1</sup> percentage calculated with respect to total number of dihedral-angle restraints, <sup>2</sup> percentage calculated with respect to number of restraints in a particular dihedral-angle type, <sup>3</sup> violated in at least one model, <sup>4</sup> violated in all the models

#### 10.1.1 Bar chart : Distribution of dihedral-angles and violations [i](#)



Violated and consistently violated restraints are shown using different hatch patterns in their respective categories

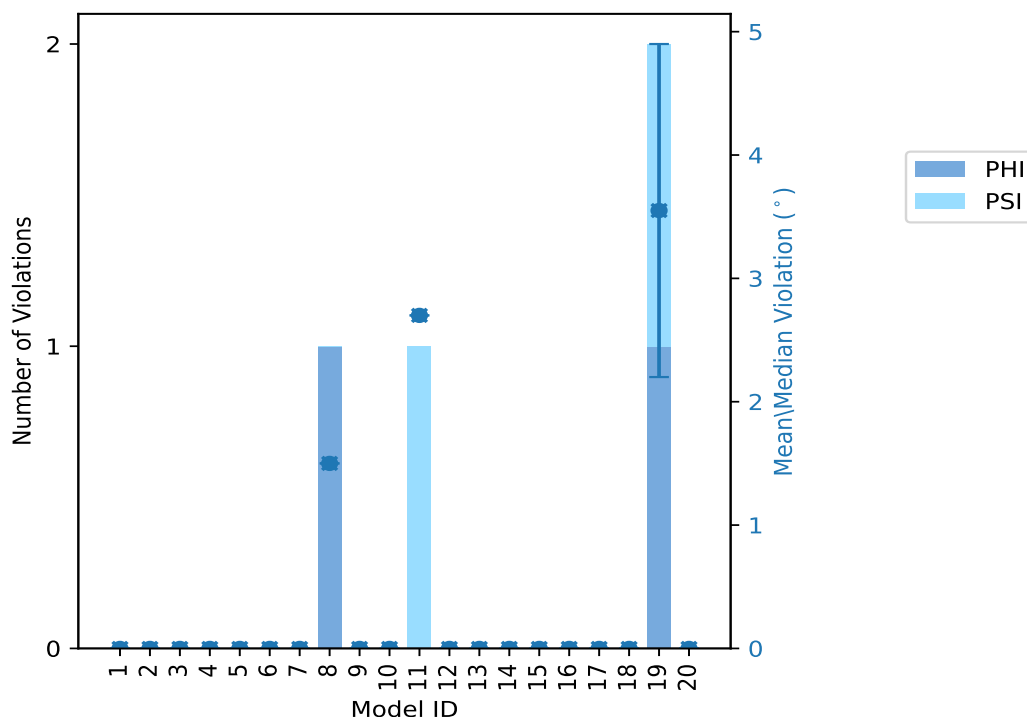
## 10.2 Dihedral-angle violation statistics for each model [i](#)

The following table provides the dihedral-angle violation statistics for each model in the ensemble. Violations less than 1° are not included in the statistics.

Model ID	Number of violations			Mean (°)	Max (°)	SD (°)	Median (°)
	PHI	PSI	Total				
1	0	0	0	0.0	0.0	0.0	0.0
2	0	0	0	0.0	0.0	0.0	0.0
3	0	0	0	0.0	0.0	0.0	0.0
4	0	0	0	0.0	0.0	0.0	0.0
5	0	0	0	0.0	0.0	0.0	0.0
6	0	0	0	0.0	0.0	0.0	0.0
7	0	0	0	0.0	0.0	0.0	0.0
8	1	0	1	1.5	1.5	0.0	1.5
9	0	0	0	0.0	0.0	0.0	0.0
10	0	0	0	0.0	0.0	0.0	0.0
11	0	1	1	2.7	2.7	0.0	2.7
12	0	0	0	0.0	0.0	0.0	0.0
13	0	0	0	0.0	0.0	0.0	0.0
14	0	0	0	0.0	0.0	0.0	0.0
15	0	0	0	0.0	0.0	0.0	0.0
16	0	0	0	0.0	0.0	0.0	0.0
17	0	0	0	0.0	0.0	0.0	0.0
18	0	0	0	0.0	0.0	0.0	0.0
19	1	1	2	3.55	4.9	1.35	3.55
20	0	0	0	0.0	0.0	0.0	0.0



### 10.2.1 Bar graph : Dihedral violation statistics for each model [i](#)



The mean(dot),median(x) and the standard deviation are shown in blue with respect to the y axis on the right

### 10.3 Dihedral-angle violation statistics for the ensemble [i](#)

Violation analysis may find that some restraints are violated in very few models and some are violated in most of models. The following table provides this information as number of violated restraints for a given fraction of ensemble.

Number of violated restraints			Fraction of the ensemble	
PHI	PSI	Total	Count <sup>1</sup>	%
2	2	4	1	5.0
0	0	0	2	10.0
0	0	0	3	15.0
0	0	0	4	20.0
0	0	0	5	25.0
0	0	0	6	30.0
0	0	0	7	35.0
0	0	0	8	40.0
0	0	0	9	45.0
0	0	0	10	50.0
0	0	0	11	55.0

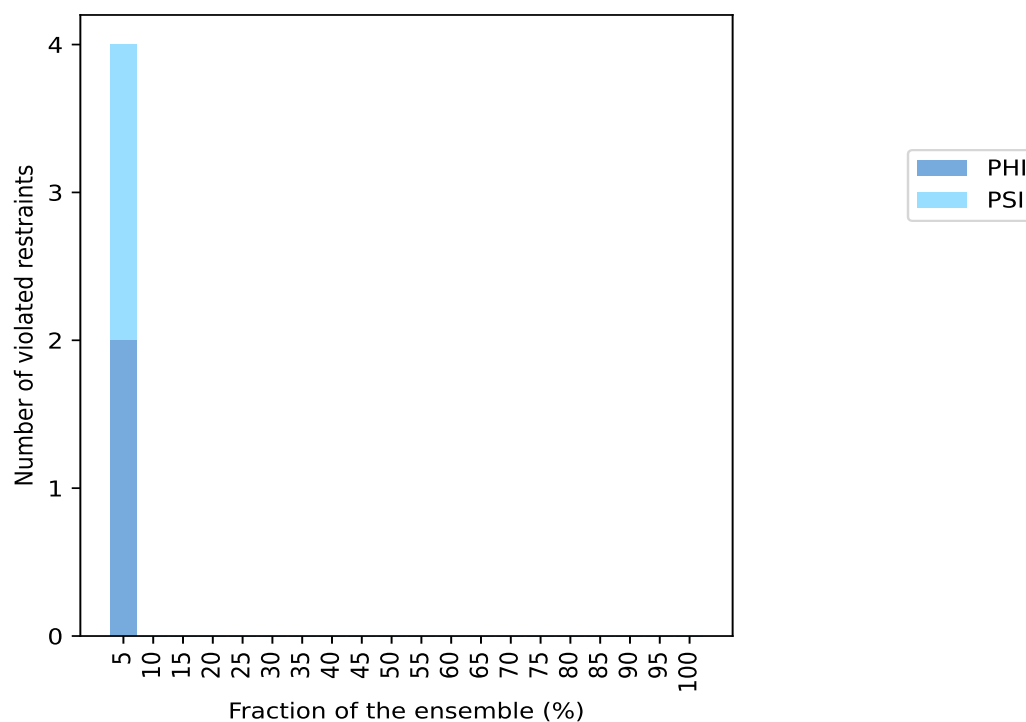
*Continued on next page...*

Continued from previous page...

Number of violated restraints			Fraction of the ensemble	
PHI	PSI	Total	Count <sup>1</sup>	%
0	0	0	12	60.0
0	0	0	13	65.0
0	0	0	14	70.0
0	0	0	15	75.0
0	0	0	16	80.0
0	0	0	17	85.0
0	0	0	18	90.0
0	0	0	19	95.0
0	0	0	20	100.0

<sup>1</sup> Number of models with violations

### 10.3.1 Bar graph : Dihedral-angle Violation statistics for the ensemble [i](#)



### 10.4 Most violated dihedral-angle restraints in the ensemble [i](#)

No violations found

## 10.5 All violated dihedral-angle restraints [i](#)

### 10.5.1 Histogram : Distribution of violations [i](#)

The following histogram shows the distribution of the absolute value of the violation for all violated restraints in the ensemble.

Data insufficient to plot histogram

### 10.5.2 Table: All violated dihedral-angle restraints [i](#)

The following table lists the absolute value of the violation for each restraint in the ensemble sorted by its value. The Key (restraint list ID, restraint ID) is the unique identifier for a given restraint.

Key	Atom-1	Atom-2	Atom-3	Atom-4	Model ID	Violation (°)
(1,81)	1:A:81:GLU:C	1:A:82:PHE:N	1:A:82:PHE:CA	1:A:82:PHE:C	19	4.9
(1,200)	2:B:88:ILE:N	2:B:88:ILE:CA	2:B:88:ILE:C	2:B:89:GLN:N	11	2.7
(1,80)	1:A:81:GLU:N	1:A:81:GLU:CA	1:A:81:GLU:C	1:A:82:PHE:N	19	2.2
(1,77)	1:A:75:ILE:C	1:A:76:PHE:N	1:A:76:PHE:CA	1:A:76:PHE:C	8	1.5