



Full wwPDB EM Validation Report ⓘ

Mar 27, 2023 – 06:55 PM EDT

PDB ID : 5JUS
EMDB ID : EMD-6645
Title : Saccharomyces cerevisiae 80S ribosome bound with elongation factor eEF2-GDP-sordarin and Taura Syndrome Virus IRES, Structure III (mid-rotated 40S subunit)
Authors : Abeyrathne, P.; Koh, C.S.; Grant, T.; Grigorieff, N.; Korostelev, A.A.
Deposited on : 2016-05-10
Resolution : 4.20 Å (reported)

This is a Full wwPDB EM Validation Report for a publicly released PDB entry.

We welcome your comments at validation@mail.wwpdb.org

A user guide is available at

<https://www.wwpdb.org/validation/2017/EMValidationReportHelp>

with specific help available everywhere you see the ⓘ symbol.

The types of validation reports are described at

<http://www.wwpdb.org/validation/2017/FAQs#types>.

The following versions of software and data (see [references ⓘ](#)) were used in the production of this report:

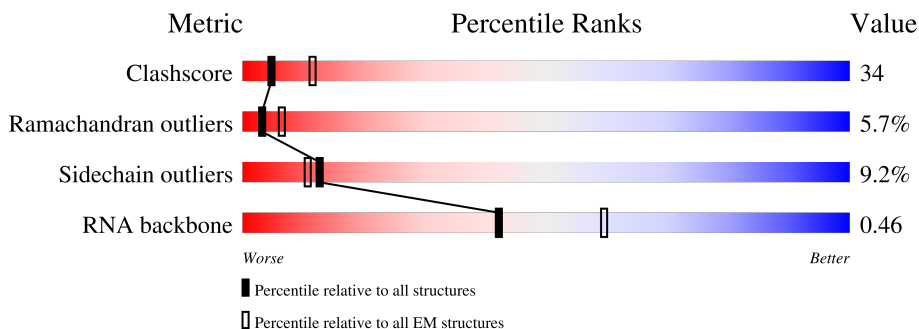
EMDB validation analysis : 0.0.1.dev50
Mogul : 1.8.5 (274361), CSD as541be (2020)
MolProbity : 4.02b-467
buster-report : 1.1.7 (2018)
Percentile statistics : 20191225.v01 (using entries in the PDB archive December 25th 2019)
MapQ : 1.9.9
Ideal geometry (proteins) : Engh & Huber (2001)
Ideal geometry (DNA, RNA) : Parkinson et al. (1996)
Validation Pipeline (wwPDB-VP) : 2.32.2

1 Overall quality at a glance i

The following experimental techniques were used to determine the structure:
ELECTRON MICROSCOPY

The reported resolution of this entry is 4.20 Å.

Percentile scores (ranging between 0-100) for global validation metrics of the entry are shown in the following graphic. The table shows the number of entries on which the scores are based.






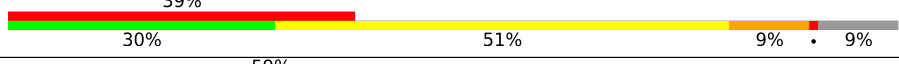


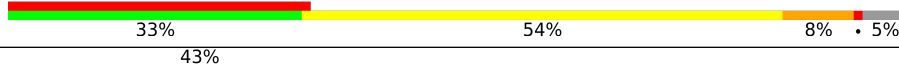
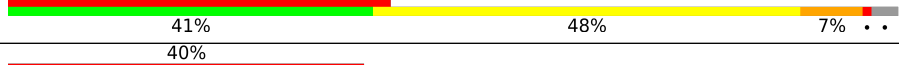
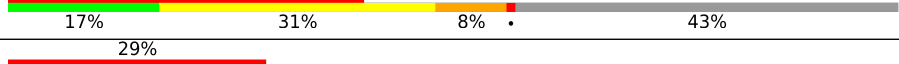



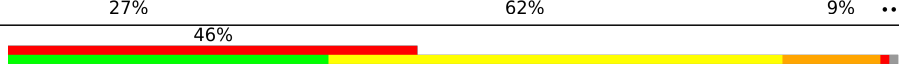








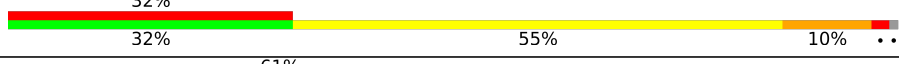



Metric	Whole archive (#Entries)	EM structures (#Entries)
Clashscore	158937	4297
Ramachandran outliers	154571	4023
Sidechain outliers	154315	3826
RNA backbone	4643	859

The table below summarises the geometric issues observed across the polymeric chains and their fit to the map. The red, orange, yellow and green segments of the bar indicate the fraction of residues that contain outliers for ≥ 3 , 2, 1 and 0 types of geometric quality criteria respectively. A grey segment represents the fraction of residues that are not modelled. The numeric value for each fraction is indicated below the corresponding segment, with a dot representing fractions $\leq 5\%$. The upper red bar (where present) indicates the fraction of residues that have poor fit to the EM map (all-atom inclusion $< 40\%$). The numeric value is given above the bar.

Mol	Chain	Length	Quality of chain
1	A	1798	
2	B	3396	
3	C	158	
4	D	121	
5	E	217	
6	F	254	
7	G	387	

Continued on next page...

Continued from previous page...

Mol	Chain	Length	Quality of chain
8	H	362	
9	I	297	
10	J	176	
11	K	244	
12	L	256	
13	M	191	
14	N	221	
15	O	174	
16	P	165	
17	Q	199	
18	R	138	
19	S	204	
20	T	199	
21	U	184	
22	V	186	
23	W	189	
24	X	172	
25	Y	160	
26	Z	121	
27	AA	137	
28	BA	155	
29	CA	142	
30	DA	127	
31	EA	136	
32	FA	149	

Continued on next page...

Continued from previous page...

Mol	Chain	Length	Quality of chain
33	GA	59	34% 49% 46% ..
34	HA	105	29% 29% 60% 8%
35	IA	113	45% 39% 51% 6%
36	JA	130	25% 28% 58% 12%
37	KA	107	65% 33% 59% 7%
38	LA	121	43% 34% 51% 7% 7%
39	MA	120	65% 36% 58% 5%
40	NA	100	42% 33% 58% 8%
41	OA	88	39% 36% 48% 13%
42	PA	78	97% 65% 28%
43	QA	51	45% 39% 47% 12%
44	RA	128	8% 15% 21% 59%
45	SA	25	96% 68% 20% 12%
46	TA	106	15% 21% 70% 8%
47	UA	92	49% 36% 52% 10%
48	VA	312	37% 20% 34% 7% 39%
49	WA	319	96% 45% 51%
50	XA	252	62% 29% 43% 8% 18%
51	YA	255	84% 76% 7% 16%
52	ZA	254	57% 38% 44% 15%
53	AB	240	65% 45% 42% 5% 7%
54	BB	261	31% 32% 60% 7%
55	CB	225	79% 31% 52% 8% 8%
56	DB	236	73% 44% 48%
57	EB	190	88% 41% 46% 11%

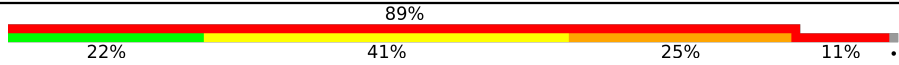
Continued on next page...

Continued from previous page...

Mol	Chain	Length	Quality of chain
58	FB	200	58% 40% 47% 7% 6%
59	GB	197	27% 38% 47% 9% 6%
60	HB	105	35% 31% 52% 8% 9%
61	IB	156	76% 41% 52% 6% ..
62	JB	143	85% 79% 8% 13%
63	KB	151	71% 44% 50% 5% .
64	LB	137	92% 82% 9% . 7%
65	MB	142	74% 32% 46% 7% 14%
66	NB	143	87% 38% 53% 6% ..
67	OB	136	71% 38% 36% 10% . 14%
68	PB	146	97% 45% 49% . ..
69	QB	144	82% 44% 49% 6% .
70	RB	121	74% 28% 54% 7% 12%
71	SB	87	78% 31% 61% 8%
72	TB	130	68% 32% 58% 8% ..
73	UB	145	86% 32% 57% 10% .
74	VB	135	65% 45% 47% 7% .
75	WB	108	63% 19% 42% 35% ..
76	XB	119	80% 74% 8% 18%
77	YB	82	55% 55% 41% ..
78	ZB	67	63% 33% 51% 10% 6%
79	AC	56	73% 48% 45% . 5%
80	BC	63	68% 48% 38% 8% . 5%
81	CC	152	45% 41% 6% 53%
82	DC	842	62% 35% 55% 7% ..

Continued on next page...

Continued from previous page...

Mol	Chain	Length	Quality of chain
83	EC	201	 <p>89%</p> <p>22% 41% 25% 11%</p>

2 Entry composition [i](#)

There are 86 unique types of molecules in this entry. The entry contains 212680 atoms, of which 0 are hydrogens and 0 are deuteriums.

In the tables below, the AltConf column contains the number of residues with at least one atom in alternate conformation and the Trace column contains the number of residues modelled with at most 2 atoms.

- Molecule 1 is a RNA chain called 18S ribosomal RNA.

Mol	Chain	Residues	Atoms					AltConf	Trace
			Total	C	N	O	P		
1	A	1781	36760	16335	6359	12285	1781	0	0

- Molecule 2 is a RNA chain called 25S ribosomal RNA.

Mol	Chain	Residues	Atoms					AltConf	Trace
			Total	C	N	O	P		
2	B	3309	70288	31354	12595	23030	3309	0	0

- Molecule 3 is a RNA chain called 5.8S ribosomal RNA.

Mol	Chain	Residues	Atoms					AltConf	Trace
			Total	C	N	O	P		
3	C	158	3354	1500	586	1110	158	0	0

- Molecule 4 is a RNA chain called 5S ribosomal RNA.

Mol	Chain	Residues	Atoms					AltConf	Trace
			Total	C	N	O	P		
4	D	121	2580	1152	461	846	121	0	0

- Molecule 5 is a protein called uL1 (yeast L1).

Mol	Chain	Residues	Atoms					AltConf	Trace
			Total	C	N	O	S		
5	E	171	1359	869	232	251	7	0	0

- Molecule 6 is a protein called uL2 (yeast L2).

Mol	Chain	Residues	Atoms					AltConf	Trace
			Total	C	N	O	S		
6	F	252	1918	1193	389	335	1	0	0

- Molecule 7 is a protein called uL3 (yeast L3).

Mol	Chain	Residues	Atoms					AltConf	Trace
			Total	C	N	O	S		
7	G	386	3082	1956	584	534	8	0	0

- Molecule 8 is a protein called uL4 (yeast L4).

Mol	Chain	Residues	Atoms					AltConf	Trace
			Total	C	N	O	S		
8	H	361	2750	1730	522	495	3	0	0

- Molecule 9 is a protein called uL18 (yeast L5).

Mol	Chain	Residues	Atoms					AltConf	Trace
			Total	C	N	O	S		
9	I	296	2376	1501	414	459	2	0	0

- Molecule 10 is a protein called eL6 (yeast L6).

Mol	Chain	Residues	Atoms					AltConf	Trace
			Total	C	N	O	S		
10	J	175	1401	902	251	247	1	0	0

- Molecule 11 is a protein called uL30 (yeast L7).

Mol	Chain	Residues	Atoms					AltConf	Trace
			Total	C	N	O	S		
11	K	222	1785	1151	324	309	1	0	0

- Molecule 12 is a protein called eL8 (yeast L8).

Mol	Chain	Residues	Atoms					AltConf	Trace
			Total	C	N	O	S		
12	L	233	1818	1159	326	330	3	0	0

- Molecule 13 is a protein called uL6 (yeast L9).

Mol	Chain	Residues	Atoms					AltConf	Trace
			Total	C	N	O	S		
13	M	191	1519	963	274	278	4	0	0

- Molecule 14 is a protein called uL16 (yeast L10).

Mol	Chain	Residues	Atoms					AltConf	Trace
14	N	211	Total	C	N	O	S	0	0
			1718	1089	325	298	6		

- Molecule 15 is a protein called uL5 (yeast L11).

Mol	Chain	Residues	Atoms					AltConf	Trace
15	O	169	Total	C	N	O	S	0	0
			1354	847	253	250	4		

- Molecule 16 is a protein called uL11 (yeast L12).

Mol	Chain	Residues	Atoms					AltConf	Trace
16	P	94	Total	C	N	O	S	0	0
			723	448	138	135	2		

- Molecule 17 is a protein called eL13 (yeast L13).

Mol	Chain	Residues	Atoms				AltConf	Trace
17	Q	193	Total	C	N	O	0	0
			1543	962	315	266		

- Molecule 18 is a protein called eL14 (yeast L14).

Mol	Chain	Residues	Atoms					AltConf	Trace
18	R	136	Total	C	N	O	S	0	0
			1054	675	199	178	2		

- Molecule 19 is a protein called eL15 (yeast L15).

Mol	Chain	Residues	Atoms					AltConf	Trace
19	S	203	Total	C	N	O	S	0	0
			1721	1077	361	282	1		

- Molecule 20 is a protein called uL13 (yeast L16).

Mol	Chain	Residues	Atoms					AltConf	Trace
20	T	197	Total	C	N	O	S	0	0
			1556	1003	289	263	1		

- Molecule 21 is a protein called uL22 (yeast L17).

Mol	Chain	Residues	Atoms				AltConf	Trace
			Total	C	N	O		
21	U	183	1443	896	287	260	0	0

- Molecule 22 is a protein called eL18 (yeast L18).

Mol	Chain	Residues	Atoms					AltConf	Trace
			Total	C	N	O	S		
22	V	185	1442	908	290	242	2	0	0

- Molecule 23 is a protein called eL19 (yeast L19).

Mol	Chain	Residues	Atoms				AltConf	Trace
			Total	C	N	O		
23	W	188	1522	935	326	261	0	0

- Molecule 24 is a protein called eL20 (yeast L20).

Mol	Chain	Residues	Atoms					AltConf	Trace
			Total	C	N	O	S		
24	X	172	1446	930	267	245	4	0	0

- Molecule 25 is a protein called eL21 (yeast L21).

Mol	Chain	Residues	Atoms					AltConf	Trace
			Total	C	N	O	S		
25	Y	159	1277	805	246	222	4	0	0

- Molecule 26 is a protein called eL22 (yeast L22).

Mol	Chain	Residues	Atoms				AltConf	Trace
			Total	C	N	O		
26	Z	100	796	516	131	149	0	0

- Molecule 27 is a protein called uL14 (yeast L23).

Mol	Chain	Residues	Atoms					AltConf	Trace
			Total	C	N	O	S		
27	AA	136	1004	628	189	180	7	0	0

- Molecule 28 is a protein called eL24 (yeast L24).

Mol	Chain	Residues	Atoms					AltConf	Trace
28	BA	61	Total	C	N	O	S	0	0
			509	328	100	80	1		

- Molecule 29 is a protein called uL23 (yeast L25).

Mol	Chain	Residues	Atoms					AltConf	Trace
29	CA	121	Total	C	N	O	S	0	0
			969	623	170	174	2		

- Molecule 30 is a protein called uL24 (yeast L26).

Mol	Chain	Residues	Atoms				AltConf	Trace
30	DA	126	Total	C	N	O	0	0
			994	625	192	177		

- Molecule 31 is a protein called eL27 (yeast L27).

Mol	Chain	Residues	Atoms				AltConf	Trace
31	EA	135	Total	C	N	O	0	0
			1093	710	202	181		

- Molecule 32 is a protein called uL15 (yeast L28).

Mol	Chain	Residues	Atoms					AltConf	Trace
32	FA	148	Total	C	N	O	S	0	0
			1174	749	231	191	3		

- Molecule 33 is a protein called eL29 (yeast L29).

Mol	Chain	Residues	Atoms				AltConf	Trace
33	GA	58	Total	C	N	O	0	0
			463	289	100	74		

- Molecule 34 is a protein called eL30 (yeast L30).

Mol	Chain	Residues	Atoms					AltConf	Trace
34	HA	97	Total	C	N	O	S	0	0
			743	479	124	139	1		

- Molecule 35 is a protein called eL31 (yeast L31).

Mol	Chain	Residues	Atoms					AltConf	Trace
			Total	C	N	O	S		
35	IA	109	890	565	168	156	1	0	0

- Molecule 36 is a protein called eL32 (yeast L32).

Mol	Chain	Residues	Atoms					AltConf	Trace
			Total	C	N	O	S		
36	JA	127	1020	647	205	167	1	0	0

- Molecule 37 is a protein called eL33 (yeast L33).

Mol	Chain	Residues	Atoms					AltConf	Trace
			Total	C	N	O	S		
37	KA	106	851	540	165	145	1	0	0

- Molecule 38 is a protein called eL34 (yeast L34).

Mol	Chain	Residues	Atoms					AltConf	Trace
			Total	C	N	O	S		
38	LA	112	881	546	179	152	4	0	0

- Molecule 39 is a protein called uL29 (yeast L35).

Mol	Chain	Residues	Atoms					AltConf	Trace
			Total	C	N	O	S		
39	MA	119	970	615	186	168	1	0	0

- Molecule 40 is a protein called eL36 (yeast L36).

Mol	Chain	Residues	Atoms					AltConf	Trace
			Total	C	N	O	S		
40	NA	99	772	481	156	133	2	0	0

- Molecule 41 is a protein called eL37 (yeast L37).

Mol	Chain	Residues	Atoms					AltConf	Trace
			Total	C	N	O	S		
41	OA	87	682	414	148	115	5	0	0

- Molecule 42 is a protein called eL38 (yeast L38).

Mol	Chain	Residues	Atoms				AltConf	Trace
42	PA	77	Total	C	N	O	0	0
			613	391	115	107		

- Molecule 43 is a protein called eL39 (yeast L39).

Mol	Chain	Residues	Atoms					AltConf	Trace
43	QA	50	Total	C	N	O	S	0	0
			437	272	97	66	2		

- Molecule 44 is a protein called eL40 (yeast L40).

Mol	Chain	Residues	Atoms					AltConf	Trace
44	RA	52	Total	C	N	O	S	0	0
			418	259	86	68	5		

- Molecule 45 is a protein called eL41 (yeast L41).

Mol	Chain	Residues	Atoms					AltConf	Trace
45	SA	25	Total	C	N	O	S	0	0
			234	142	63	28	1		

- Molecule 46 is a protein called eL42 (yeast L42).

Mol	Chain	Residues	Atoms					AltConf	Trace
46	TA	105	Total	C	N	O	S	0	0
			848	534	170	139	5		

- Molecule 47 is a protein called eL43 (yeast L43).

Mol	Chain	Residues	Atoms					AltConf	Trace
47	UA	91	Total	C	N	O	S	0	0
			695	429	138	122	6		

- Molecule 48 is a protein called uL10 (yeast P0).

Mol	Chain	Residues	Atoms					AltConf	Trace
48	VA	189	Total	C	N	O	S	0	0
			1473	942	257	270	4		

- Molecule 49 is a protein called RACK1 (yeast Asc1).

Mol	Chain	Residues	Atoms					AltConf	Trace
49	WA	318	Total	C	N	O	S	0	0
			2445	1546	419	472	8		

- Molecule 50 is a protein called uS2 (yeast S0).

Mol	Chain	Residues	Atoms					AltConf	Trace
50	XA	206	Total	C	N	O	S	0	0
			1612	1034	285	291	2		

- Molecule 51 is a protein called eS1 (yeast S1).

Mol	Chain	Residues	Atoms				AltConf	Trace
51	YA	214	Total	C	N	O	0	0
			856	428	214	214		

- Molecule 52 is a protein called uS5 (yeast S2).

Mol	Chain	Residues	Atoms					AltConf	Trace
52	ZA	217	Total	C	N	O	S	0	0
			1635	1047	289	297	2		

- Molecule 53 is a protein called uS3 (yeast S3).

Mol	Chain	Residues	Atoms					AltConf	Trace
53	AB	223	Total	C	N	O	S	0	0
			1734	1101	313	314	6		

- Molecule 54 is a protein called eS4 (yeast S4).

Mol	Chain	Residues	Atoms					AltConf	Trace
54	BB	260	Total	C	N	O	S	0	0
			2069	1316	389	361	3		

- Molecule 55 is a protein called uS7 (yeast S5).

Mol	Chain	Residues	Atoms					AltConf	Trace
55	CB	206	Total	C	N	O	S	0	0
			1610	1007	300	300	3		

- Molecule 56 is a protein called eS6 (yeast S6).

Mol	Chain	Residues	Atoms					AltConf	Trace
			Total	C	N	O	S		
56	DB	226	1820	1142	350	325	3	0	0

- Molecule 57 is a protein called eS7 (yeast S7).

Mol	Chain	Residues	Atoms					AltConf	Trace
			Total	C	N	O	S		
57	EB	184	1481	951	265	265		0	0

- Molecule 58 is a protein called eS8 (yeast S8).

Mol	Chain	Residues	Atoms					AltConf	Trace
			Total	C	N	O	S		
58	FB	188	1490	925	298	265	2	0	0

- Molecule 59 is a protein called uS4 (yeast S9).

Mol	Chain	Residues	Atoms					AltConf	Trace
			Total	C	N	O	S		
59	GB	185	1494	943	289	261	1	0	0

- Molecule 60 is a protein called eS10 (yeast S10).

Mol	Chain	Residues	Atoms					AltConf	Trace
			Total	C	N	O	S		
60	HB	96	817	529	133	153	2	0	0

- Molecule 61 is a protein called uS17 (yeast S11).

Mol	Chain	Residues	Atoms					AltConf	Trace
			Total	C	N	O	S		
61	IB	155	1245	798	235	209	3	0	0

- Molecule 62 is a protein called eS12 (yeast S12).

Mol	Chain	Residues	Atoms					AltConf	Trace
			Total	C	N	O	S		
62	JB	124	496	248	124	124		0	0

- Molecule 63 is a protein called uS15 (yeast S13).

Mol	Chain	Residues	Atoms					AltConf	Trace
63	KB	150	Total	C	N	O	S	0	0
			1193	759	224	208	2		

- Molecule 64 is a protein called uS11 (yeast S14).

Mol	Chain	Residues	Atoms					AltConf	Trace
64	LB	127	Total	C	N	O	S	0	0
			508	254	127	127			

- Molecule 65 is a protein called uS19 (yeast S15).

Mol	Chain	Residues	Atoms					AltConf	Trace
65	MB	122	Total	C	N	O	S	0	0
			975	622	182	164	7		

- Molecule 66 is a protein called uS9 (yeast S16).

Mol	Chain	Residues	Atoms					AltConf	Trace
66	NB	141	Total	C	N	O	S	0	0
			1106	708	203	195			

- Molecule 67 is a protein called eS17 (yeast S17).

Mol	Chain	Residues	Atoms					AltConf	Trace
67	OB	117	Total	C	N	O	S	0	0
			836	515	166	153	2		

- Molecule 68 is a protein called uS13 (yeast S18).

Mol	Chain	Residues	Atoms					AltConf	Trace
68	PB	145	Total	C	N	O	S	0	0
			1193	743	237	211	2		

- Molecule 69 is a protein called eS19 (yeast S19).

Mol	Chain	Residues	Atoms					AltConf	Trace
69	QB	143	Total	C	N	O	S	0	0
			1113	694	208	209	2		

- Molecule 70 is a protein called uS10 (yeast S20).

Mol	Chain	Residues	Atoms					AltConf	Trace
			Total	C	N	O	S		
70	RB	107	856	539	156	160	1	0	0

- Molecule 71 is a protein called eS21 (yeast S21).

Mol	Chain	Residues	Atoms					AltConf	Trace
			Total	C	N	O	S		
71	SB	87	685	420	125	138	2	0	0

- Molecule 72 is a protein called uS8 (yeast S22).

Mol	Chain	Residues	Atoms					AltConf	Trace
			Total	C	N	O	S		
72	TB	129	1022	650	188	181	3	0	0

- Molecule 73 is a protein called uS12 (yeast S23).

Mol	Chain	Residues	Atoms					AltConf	Trace
			Total	C	N	O	S		
73	UB	144	1122	708	220	192	2	0	0

- Molecule 74 is a protein called eS24 (yeast S24).

Mol	Chain	Residues	Atoms				AltConf	Trace
			Total	C	N	O		
74	VB	134	1074	676	208	190	0	0

- Molecule 75 is a protein called eS25 (yeast S25).

Mol	Chain	Residues	Atoms				AltConf	Trace
			Total	C	N	O		
75	WB	70	563	360	104	99	0	0

- Molecule 76 is a protein called eS26 (yeast S26).

Mol	Chain	Residues	Atoms				AltConf	Trace
			Total	C	N	O		
76	XB	97	388	194	97	97	0	0

- Molecule 77 is a protein called eS27 (yeast S27).

Mol	Chain	Residues	Atoms					AltConf	Trace
77	YB	81	Total	C	N	O	S	0	0
			611	382	110	114	5		

- Molecule 78 is a protein called eS28 (yeast S28).

Mol	Chain	Residues	Atoms					AltConf	Trace
78	ZB	63	Total	C	N	O	S	0	0
			498	306	99	92	1		

- Molecule 79 is a protein called uS14 (yeast S29).

Mol	Chain	Residues	Atoms					AltConf	Trace
79	AC	53	Total	C	N	O	S	0	0
			444	275	92	73	4		

- Molecule 80 is a protein called eS30 (yeast S30).

Mol	Chain	Residues	Atoms					AltConf	Trace
80	BC	60	Total	C	N	O	S	0	0
			475	299	98	77	1		

- Molecule 81 is a protein called eS31 (yeast S31).

Mol	Chain	Residues	Atoms				AltConf	Trace
81	CC	71	Total	C	N	O	0	0
			284	142	71	71		

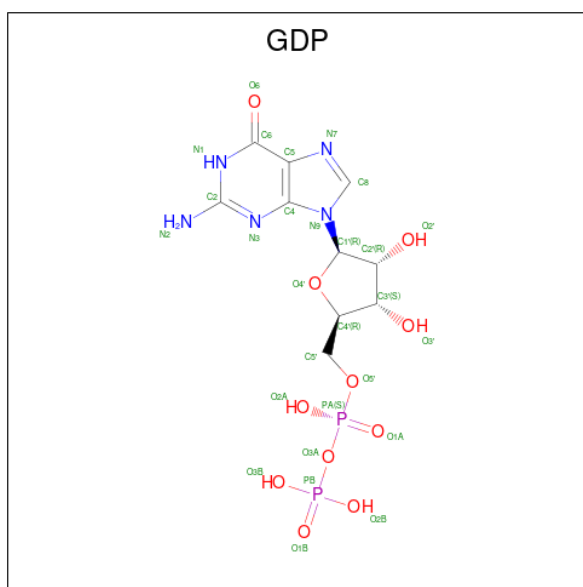
- Molecule 82 is a protein called yeast eEF2.

Mol	Chain	Residues	Atoms					AltConf	Trace
82	DC	824	Total	C	N	O	S	0	0
			6419	4085	1096	1208	30		

- Molecule 83 is a RNA chain called IRES.

Mol	Chain	Residues	Atoms					AltConf	Trace
83	EC	198	Total	C	N	O	P	0	0
			4129	1839	725	1367	198		

- Molecule 84 is GUANOSINE-5'-DIPHOSPHATE (three-letter code: GDP) (formula: C₁₀H₁₅N₅O₁₁P₂).

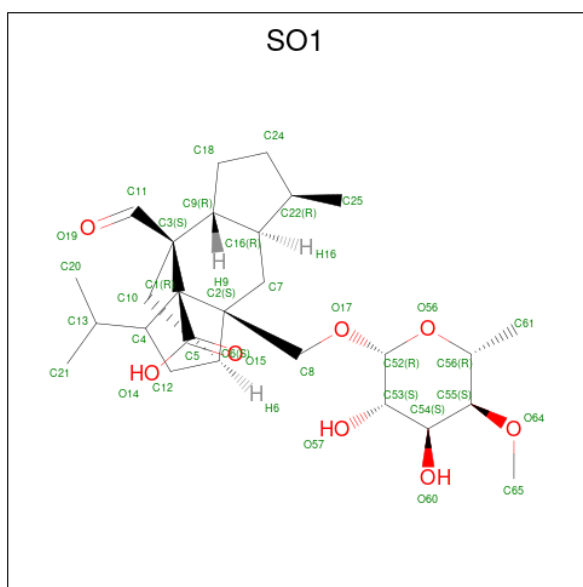


Mol	Chain	Residues	Atoms					AltConf
			Total	C	N	O	P	
84	DC	1	28	10	5	11	2	0

- Molecule 85 is MAGNESIUM ION (three-letter code: MG) (formula: Mg).

Mol	Chain	Residues	Atoms		AltConf
			Total	Mg	
85	DC	1	1	1	0

- Molecule 86 is [1R-(1.ALPHA.,3A.BETA.,4.BETA.,4A.BETA.,7.BETA.,7A.ALPHA.,8A.B.ETA.)]8A-[(6-DEOXY-4-O-METHYL-BETA-D-ALTROPYRANOSYLOXY)METHYL]-4-FORMYL-4,4A,5,6,7,7A,8,8A-OCTAHYDRO-7-METHYL-3-(1-METHYLETHYL)-1,4-METHANO-S-INDACENE-3A(1H)-CARBOXYLIC ACID (three-letter code: SO1) (formula: C₂₇H₄₂O₈).

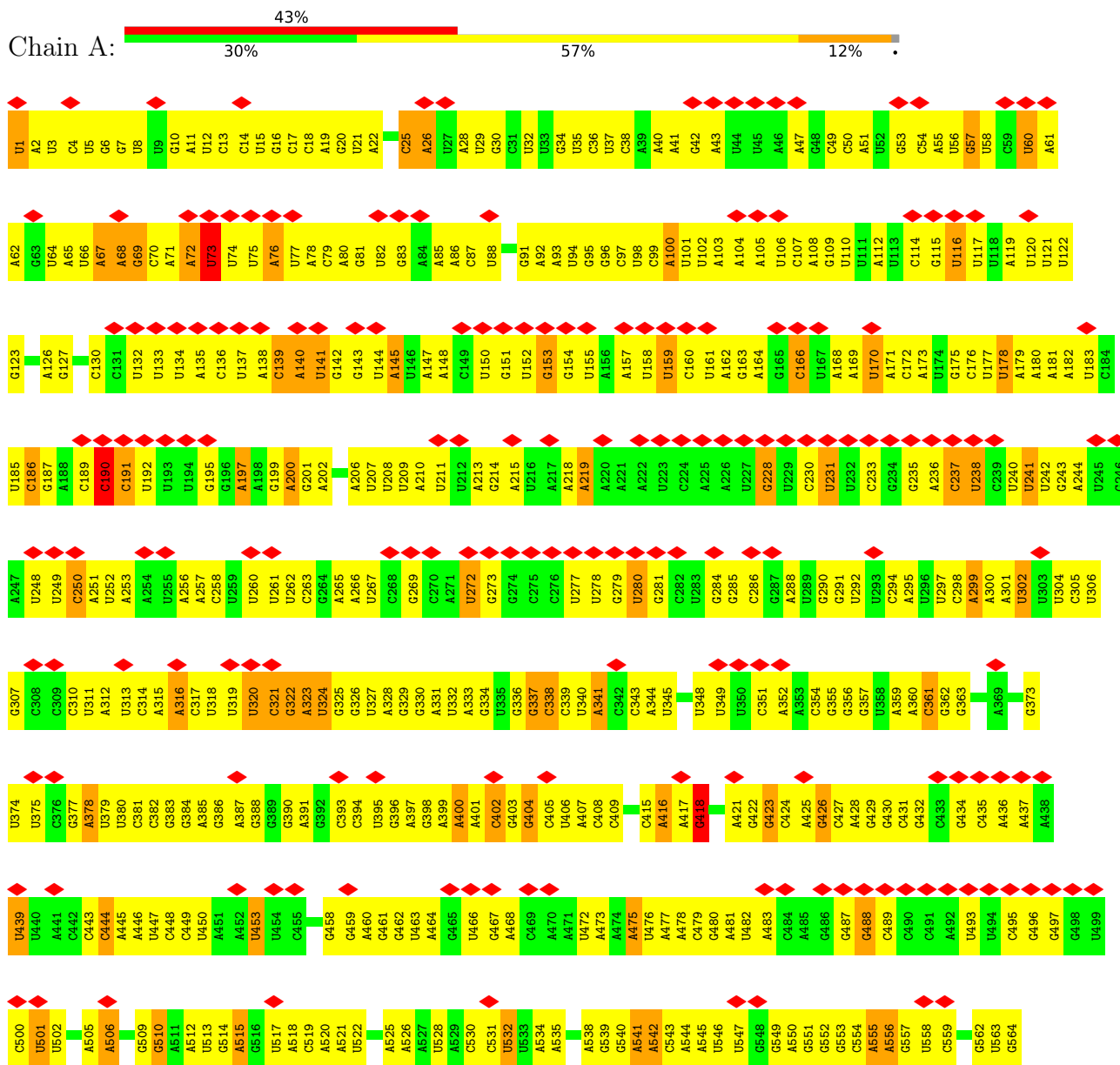


Mol	Chain	Residues	Atoms		AltConf	
86	DC	1	Total	C	O	0
			35	27	8	


3 Residue-property plots

These plots are drawn for all protein, RNA, DNA and oligosaccharide chains in the entry. The first graphic for a chain summarises the proportions of the various outlier classes displayed in the second graphic. The second graphic shows the sequence view annotated by issues in geometry and atom inclusion in map density. Residues are color-coded according to the number of geometric quality criteria for which they contain at least one outlier: green = 0, yellow = 1, orange = 2 and red = 3 or more. A red diamond above a residue indicates a poor fit to the EM map for this residue (all-atom inclusion < 40%). Stretches of 2 or more consecutive residues without any outlier are shown as a green connector. Residues present in the sample, but not in the model, are shown in grey.

• Molecule 1: 18S ribosomal RNA







• Molecule 2: 25S ribosomal RNA


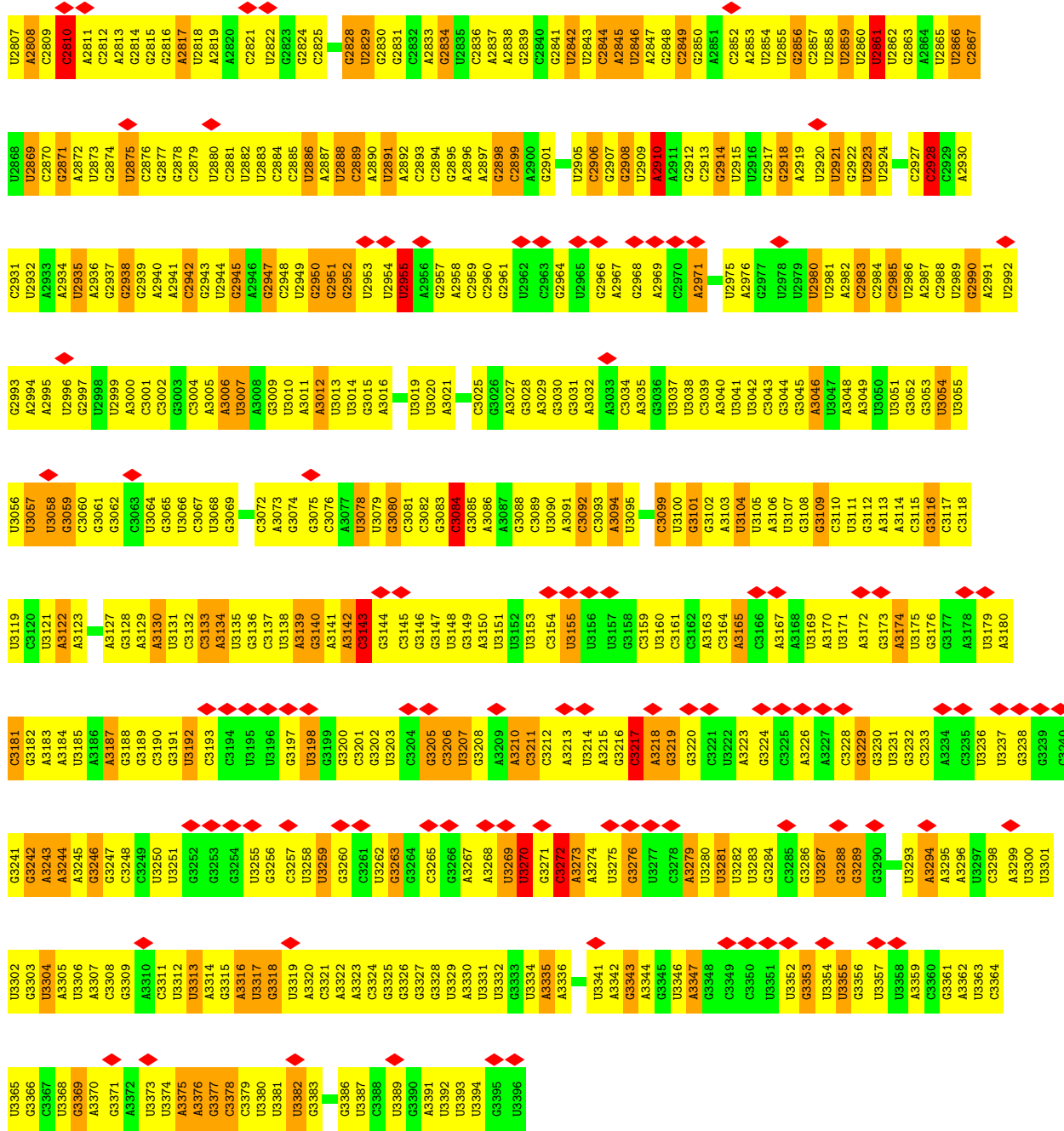


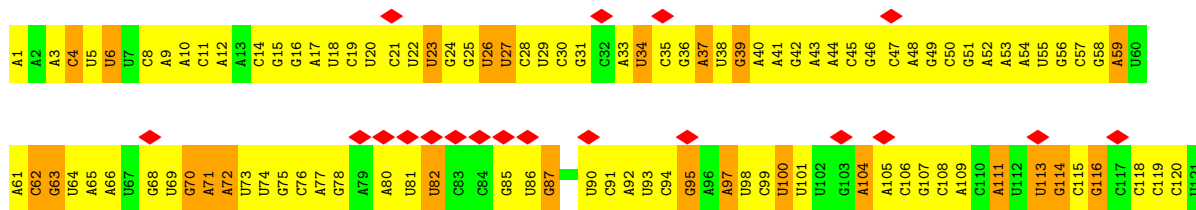
Table of residue labels and validation markers for EMD-6645, 5JUS. The table contains 11 columns of labels and several rows of entries. Each entry is a four-digit residue ID, color-coded (yellow, green, orange, red, grey), with a diamond symbol above it indicating validation status.

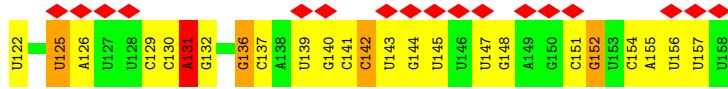
U314	C315	U316	A317	A318	A319	G320	C321	U322	A323	A324	A325	U326	A327	U328	U329	G335	A336	G337	A338	C339	C340	G341	A342	U343	A344	G345	C346	A347	U348	A349	C350	A351	C353	U354	A355	C356	A357	G358	U359	G360	A361	U362	G363	A364	A365	A366	A367	G368	A369	U370	G371	A372	A373	A374	A375	G376	A377		
A378	C379	U380	U381	U382	G383	A384	U385	A387	G388	A389	G390	G394	A395	A396	A397	A398	A399	A400	U401	A402	A403	U404	U405	A406	A407	A408	A409	U410	U411	U412	U413	U414	G415	A416	A417	A418	G421	A422	A423	G424	G425	G426	G427	A428	U429	U430	U431	G432	G433	G437	G438	A439	A440	U441	G442	G443			
U444	G445	U446	U447	U448	U449	U450	G451	U452	U453	U454	U455	U456	U457	U458	U459	U460	U461	U462	U463	U464	U465	U466	U467	U468	U469	U470	U471	U472	U473	U474	U475	U476	U477	U478	U479	U480	U481	U482	U483	U484	U485	U486	U487	U488	U489	U490	U491	U492	G493	G494	G495	G496	G497	U498	G499	C500	A501	U502	C503
A504	G505	U506	U507	U508	U509	G510	G511	U512	G513	G514	C515	A516	G517	G518	G519	A520	A521	A522	A523	U524	C525	C526	A527	U528	A529	G535	U536	A537	G538	G542	C543	C544	U545	U546	C547	G548	U549	A550	A551	G552	U553	A554	U555	U556	A557	U558	A559	G560	C561	C562	G563	G564	U565	G566	G567	A568	A569		
A570	U571	A572	C573	U574	U575	C576	C577	G578	G579	C580	U581	G582	G583	U584	A585	C586	G587	G588	A589	U590	A591	A592	C593	U594	C595	C596	G597	A598	A599	G600	U601	A602	G603	U604	U605	C606	A607	A608	G609	G610	A611	U612	U613	G614	U615	G616	G617	U620	A621	A622	U623	G624	G625	U626	U627	A628	U629	A630	
U631	G632	C633	C634	G635	C636	C637	C638	G639	U640	C641	U642	U643	G644	A645	A646	A647	C648	C649	C650	U651	G652	A653	C654	C655	A656	A660	G661	U662	C663	U664	A665	A666	C667	G668	U669	C670	U671	A672	A673	U674	G675	G676	A677	G678	U679	G680	U681	A682	U683	G684	G685	U689	A690	U691	A692	A693	C694		
C695	C696	A697	U698	G699	U700	G701	C702	U703	U704	A705	A706	G707	G708	A709	U710	A711	U712	U713	G714	A715	A716	C717	G718	U719	G721	U724	G725	G726	G727	G728	C729	C730	U731	C732	G733	C734	A735	A736	G737	U738	G739	G740	U741	G742	C743	A744	C745	A746	A747	U748	C749	G750	U753	G754	A755	U756			
C757	C758	U759	G760	A761	U762	G763	U764	C765	U766	U767	G768	G769	A770	U771	U772	G773	G774	A775	U776	A777	U778	G779	A780	U781	U782	A783	A784	G785	A786	C787	A788	U789	U790	A791	G792	C793	C794	U795	U796	U797	G798	G799	G800	A801	C802	G803	C804	G805	A806	A807	A808	G809	A810	U811	C812	G813	U814	G815	A816
A817	C818	U819	A820	U821	G822	C823	C824	U825	U829	A830	G833	U834	A835	A836	A837	C838	C839	C840	A841	C842	A843	G844	G845	A846	A847	A848	C849	U850	U851	C852	U853	G854	A855	U856	C857	G858	A859	A860	A861	A862	A863	A864	U865	A866	C867	C868	G869	G870	U871	U872	C873	U874	U875	A876	C877	U878	U879		
G880	C881	A882	U883	A884	U885	C886	G887	A888	U889	C890	G891	U892	C893	G894	A895	U896	C897	C898	C899	G900	U901	G902	G903	A904	U905	A906	G907	C908	G909	A910	C911	A912	U913	A914	U915	A916	G917	A918	C919	U920	A921	U922	C923	G924	A925	U926	C927	C928	A929	U930	C931	U932	U933	G934	U935	A936	G937	C938	U939
G940	C941	U942	U943	C944	U945	G946	A947	C948	U949	G950	A951	A952	G953	U954	U955	U956	C957	C958	C959	U960	C961	A962	G963	G964	A965	U966	A967	C968	C969	A970	G971	A972	G973	U974	C975	U976	C977	U978	U979	A980	C981	U982	A983	G984	U985	U986	U987	U988	U989	U990	G991	A992	U993	G994	U995	A996	A997	U998	U999
G1001	A1002	A1003	U1004	G1005	A1006	U1007	A1008	A1009	U1010	G1011	U1015	C1016	C1017	A1018	G1019	A1020	U1021	U1022	C1023	G1024	A1025	A1026	A1027	U1028	A1029	U1100	G1101	A1102	U1103	A1104	A1105	U1106	C1107	U1108	U1109	U1110	U1111	A1112	G1113	U1114	U1115	U1116	U1117	C1118	U1119	A1120	U1121	U1122	U1123	U1124	U1125	U1126	U1127	U1128	A1129				
A1130	G1131	C1132	A1133	G1134	A1135	A1136	C1137	A1138	U1139	G1140	U1143	U1144	C1145	G1146	G1147	G1148	G1149	A1150	A1153	A1154	C1155	C1156	G1157	A1158	A1159	C1160	G1161	U1162	G1163	A1165	A1166	U1167	U1168	A1169	A1170	U1171	G1172	U1173	G1174	C1175	U1176	G1177	A1178	A1179	U1180	A1181	A1182	C1183	A1184	C1185	G1186	C1187	U1188	C1189	A1190	U1191			

A2747	A2748	G2749	G2750	G2751	G2752	G2753	G2754	G2755	A2628	A2629	A2630	A2631	A2632	A2633	A2634	A2635	A2636	A2637	A2638	A2639	A2640	A2641	A2642	A2643	A2644	A2645	A2646	A2647	A2648	A2649	A2650	A2651	A2652	A2653	A2654	A2655	A2656	A2657	G2660	G2661	G2662	G2663	G2664	G2665	G2666	G2667	G2672	A2673	A2674	A2675	A2676	G2677	A2678	A2679	A2680	U2681	U2682	U2683	U2684	U2685	U2686	U2687	U2688	U2689	U2690	U2691	U2692	U2693	U2694	U2695	U2696	U2697	U2698	U2699	U2700	U2701	U2702	A2703	A2704	A2705	G2706	G2707	G2714	A2715	U2716	U2717	U2718	U2719	U2722	U2723	U2724	U2725	U2726	U2727	U2728	U2729	U2730	U2731	U2732	U2733	U2734	U2735	U2736	U2737	U2738	A2739	A2740	A2801	A2802	A2803	A2804	G2805	U2806																																																								
C2556	A2494	C2495	C2496	C2497	U2498	U2499	A2500	U2501	U2502	G2503	U2504	U2505	U2506	C2507	U2510	U2511	C2512	U2513	U2514	U2515	U2516	U2517	C2518	A2519	G2522	A2523	U2524	C2525	C2526	G2527	G2528	A2529	C2530	C2531	U2532	G2533	G2534	A2535	A2536	U2537	U2538	U2539	A2540	U2541	U2542	U2543	U2544	C2545	C2546	U2547	A2548	C2549	A2550	U2551	C2552	A2553	C2554	A2555	A2556	A2557	U2558	U2559	U2560	U2561	U2562	U2563	U2564	U2565	U2566	U2567	U2568	U2569	U2570	U2571	C2572	G2573	G2574	G2575	G2576	G2577	U2578	U2581	G2585	U2586	U2587	U2588	U2589	A2590	A2591	C2592	A2593	A2594	A2595	U2596	U2597	C2600	A2601	G2602	G2603	U2604	G2605	G2606	G2607	A2608	A2609	U2610	U2611	U2612	U2613	U2614	U2615	U2616	U2617	U2618	G2619	G2620	G2621	G2622	G2623	G2624	G2625	G2626	G2627	A2628	A2629	A2630	U2631	U2632	U2633	U2634	A2635	A2636	A2637	A2638	G2639	U2640	A2641	A2642	C2643	C2644	G2645	A2646	A2647	A2648	A2649	U2650	G2651	U2652	C2653	C2654	U2655	A2656	A2657	G2660	G2661	G2662	G2663	C2664	U2665	A2666	G2672	A2673	A2674	C2675	A2676	G2677	A2678	A2679	A2680
C2556	A2494	C2495	C2496	C2497	U2498	U2499	A2500	U2501	U2502	G2503	U2504	U2505	U2506	C2507	U2510	U2511	C2512	U2513	U2514	U2515	U2516	U2517	C2518	A2519	G2522	A2523	U2524	C2525	C2526	G2527	G2528	A2529	C2530	C2531	U2532	G2533	G2534	A2535	A2536	U2537	U2538	U2539	A2540	U2541	U2542	U2543	U2544	C2545	C2546	U2547	A2548	C2549	A2550	U2551	C2552	A2553	U2554	A2555	A2556	A2557	U2558	U2559	U2560	U2561	U2562	U2563	U2564	U2565	U2566	U2567	U2568	U2569	U2570	U2571	C2572	G2573	G2574	G2575	G2576	G2577	U2578	U2581	G2585	U2586	U2587	U2588	U2589	A2590	A2591	C2592	A2593	A2594	A2595	U2596	U2597	C2600	A2601	G2602	G2603	U2604	G2605	G2606	G2607	A2608	A2609	U2610	U2611	U2612	U2613	U2614	U2615	U2616	U2617	U2618	G2619	G2620	G2621	G2622	G2623	G2624	G2625	G2626	G2627	A2628	A2629	A2630	U2631	U2632	U2633	U2634	A2635	A2636	A2637	A2638	G2639	U2640	A2641	A2642	C2643	C2644	G2645	A2646	A2647	A2648	A2649	U2650	G2651	U2652	C2653	C2654	U2655	A2656	A2657	G2660	G2661	G2662	G2663	C2664	U2665	A2666	G2672	A2673	A2674	C2675	A2676	G2677	A2678	A2679	A2680
U2681	C2682	U2683	C2684	C2685	A2686	C2687	U2688	A2689	G2690	A2691	A2692	C2693	A2694	A2695	A2696	A2697	G2698	G2699	U2700	U2701	A2702	A2703	A2704	A2705	G2706	G2707	G2714	A2715	U2716	U2717	U2718	U2719	U2722	U2723	U2724	U2725	U2726	U2727	U2728	U2729	U2730	U2731	U2732	U2733	U2734	U2735	U2736	U2737	U2738	A2739	A2740	A2801	A2802	A2803	A2804	G2805	U2806																																																																																																																
U2059	A2060	G2061	G2062	U2063	C2064	G2065	G2066	U2067	U2068	G2069	U2070	U2071	G2072	A2073	C2074	A2075	G2076	U2077	C2078	G2079	C2080	U2081	U2082	G2083	C2084	U2085	A2086	C2087	A2088	A2089	U2090	A2091	C2092	C2093	U2094	G2095	A2096	U2097	C2098	A2099	A2100	C2101	U2102	U2103	A2107	C2108	U2109	G2110	G2111	U2112	A2113	C2114	G2115	C2117	C2118	A2119	A2120																																																																																																																
G2121	G2122	G2123	G2124	A2125	A2126	U2127	C2128	U2129	G2130	C2131	U2132	U2133	G2134	U2135	C2136	U2137	A2138	A2139	U2140	U2141	A2142	G2143	A2144	A2145	C2146	A2147	U2148	A2149	G2150	C2151	A2152	U2153	U2154	G2155	C2156	G2157	A2158	U2159	G2160	U2161	C2162	C2163	A2164	U2165	A2166	A2167	A2168	G2169	U2170	U2171	A2172	U2173	G2174	U2241	A2242	A2243	A2244	G2245	A2246	G2247	A2182																																																																																																												
A2183	U2184	G2185	U2186	G2187	U2188	U2189	C2192	U2193	G2194	U2195	C2196	C2197	A2198	G2199	U2200	G2201	C2202	U2203	C2204	U2205	G2206	A2207	A2270	A2271	G2272	G2273	U2274	G2275	C2276	G2277	C2278	A2279	A2280	A2281	U2282	U2286	C2287	G2288	U2289	C2290	A2291	U2292	C2293	U2294	A2295	U2296	U2297	U2298	A2299	G2300	C2301	A2302	C2303	U2304	G2305	C2306	C2307	C2308	A2309	U2310																																																																																																													
C2248	G2249	G2250	G2251	A2252	G2253	U2254	A2255	A2256	C2257	U2258	G2261	A2262	C2263	U2264	C2265	U2266	C2267	U2268	A2269	A2270	A2271	G2272	G2273	U2274	A2275	C2276	G2277	C2278	A2279	A2280	A2281	U2282	U2286	C2287	G2288	U2289	C2290	A2291	U2292	C2293	U2294	A2295	U2296	U2297	U2298	A2299	G2300	C2301	A2302	C2303	U2304	G2305	C2306	C2307	C2308	A2309	U2310																																																																																																																
G2311	A2312	U2313	U2314	G2315	A2316	U2317	U2318	U2319	A2320	A2321	C2322	G2323	A2324	U2327	U2328	C2329	C2330	C2331	A2332	C2333	U2334	G2335	U2336	C2338	G2339	U2340	A2341	U2342	C2343	U2344	A2345	A2346	U2347	A2348	U2349	C2350	U2351	A2352	C2353	C2354	G2355	A2356	C2357	C2359	A2361	C2362	A2363	G2364	C2365	C2366	U2367	A2368	G2369	G2370	G2371																																																																																																																		
A3372	A3373	C3374	G3375	C3376	G3377	C3378	U3379	U3380	G3381	A3384	G3386	U3387	U3388	C3389	A3390	C3391	C3392	G3393	C3394	G3395	A3397	A3398	C3399	G3400	A2401	A2402	G2403	A3404	C2405	C2406	U2407	U2408	G2409	U2410	U2411	A2412	A2413	C2414	C2415	U2416	U2417	G2418	A2419	C2420	C2421	C2422	U2423	A2424	G2425	U2426	U2427	U2428	G2429	A2430	C2431																																																																																																																		
U2432	G2435	U2436	G2437	A2438	A2439	G2440	A2441	G2442	A2443	C2444	A2445	U2446	A2447	G2448	A2449	G2450	G2451	G2452	U2453	U2454	U2455	A2456	U2457	A2458	A2459	U2460	A2461	G2462	G2463	U2464	G2465	G2466	G2467	A2468	G2469	C2470	U2471	U2472	C2473	G2474	G2475	C2476	G2477	C2478	C2479	A2480	G2481	U2482	G2483	A2484	A2485	U2487	A2488	C2489	C2490	A2491	C2492	U2493																																																																																																															
A2494	C2495	C2496	C2497	U2498	U2499	A2500	U2501	U2502	G2503	U2504	U2505	U2506	C2507	U2510	U2511	C2512	U2513	U2514	U2515	U2516	U2517	C2518	A2519	G2522	A2523	U2524	C2525	C2526	G2527	G2528	A2529	C2530	C2531	U2532	G2533	G2534	A2535	A2536	U2537	U2538	U2539	A2540	U2541	U2542	U2543	U2544	C2545	C2546	U2547	C2548	U2549	A2550	U2551	C2552	A2553	A2554	G2555																																																																																																																
C2556	A2494	C2495	C2496	C2497	U2498	U2499	A2500	U2501	U2502	G2503	U2504	U2505	U2506	C2507	U2510	U2511	C2512	U2513	U2514	U2515	U2516	U2517	C2518	A2519	G2522	A2523	U2524	C2525	C2526	G2527	G2528	A2529	C2530	C2531	U2532	G2533	G2534	A2535	A2536	U2537	U2538	U2539	A2540	U2541	U2542	U2543	U2544	C2545	C2546	U2547	C2548	U2549	A2550	U2551	C2552	A2553	A2554	G2555																																																																																																															
G2620	G2621	C2622	G2623	G2624	G2625	A2626	G2627	A2628	A2629	A2630	U2631	U2632	U2633	U2634	A2635	A2636	A2637	A2638	G2639	U2640	A2641	A2642	C2643	C2644	G2645	A2646	A2647	A2648	A2649	U2650	G2651	U2652	C2653	C2654	U2655	A2656	A2657	G2660	G2661	G2662	G2663	C2664	U2665	A2666	G2672	A2673	A2674	C2675	A2676	G2677	A2678	A2679	A2680																																																																																																																				
U2681	C2682	U2683	C2684	C2685	A2686	C2687	U2688	A2689	G2690	A2691	A2692	C2693	A2694	A2695	A2696	A2697	G2698	G2699	U2700	U2701	A2702	A2703	A2704	A2705	G2706	G2707	G2714	A2715	U2716	U2717	U2718	U2719	U2722	U2723	U2724	U2725	U2726	U2727	U2728	U2729	U2730	U2731	U2732	U2733	U2734	U2735	U2736	U2737	U2738	A2739	A2740	A2801	A2802	A2803	A2804	G2805	U2806																																																																																																																
A2747	A2748	G2749	G2750	G2751	U2752	G2753	G2754	G2755	A2628	A2629	A2630	U2631	U2632	U2633	U2634	A2635	A2636	A2637	A2638	G2639	U2640	A2641	A2642	C2643	C2644	G2645	A2646	A2647	A2648	A2649	U2650	G2651	U2652	C2653	C2654	U2655	A2656	A2657	G2660	G2661	G2662	G2663	C2664	U2665	A2666	G2672	A2673	A2674	C2675	A2676	G2677	A2678	A2679	A2680																																																																																																																			

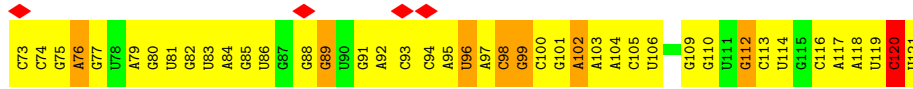
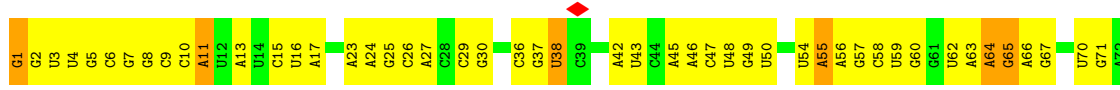



● Molecule 3: 5.8S ribosomal RNA

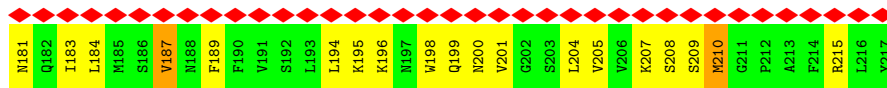
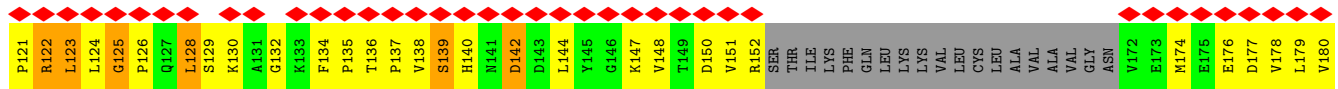
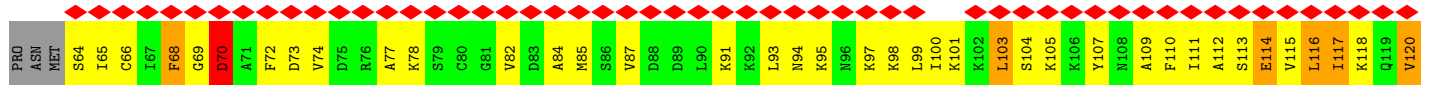
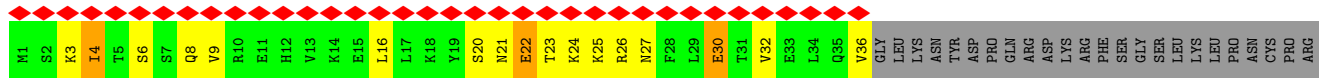
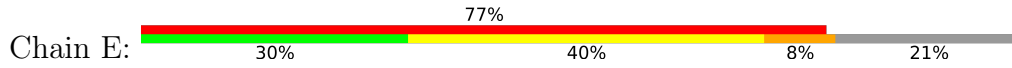




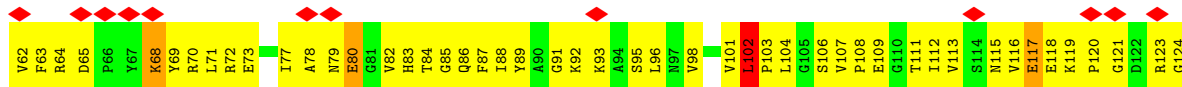
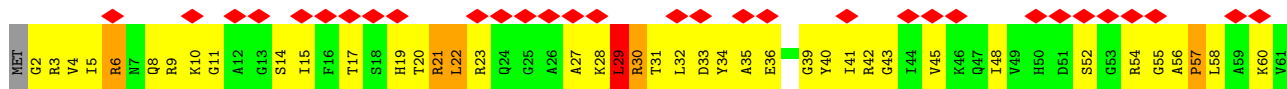
• Molecule 4: 5S ribosomal RNA

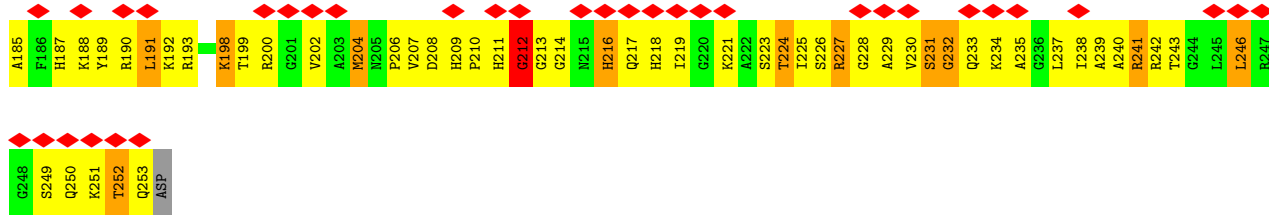


• Molecule 5: uL1 (yeast L1)

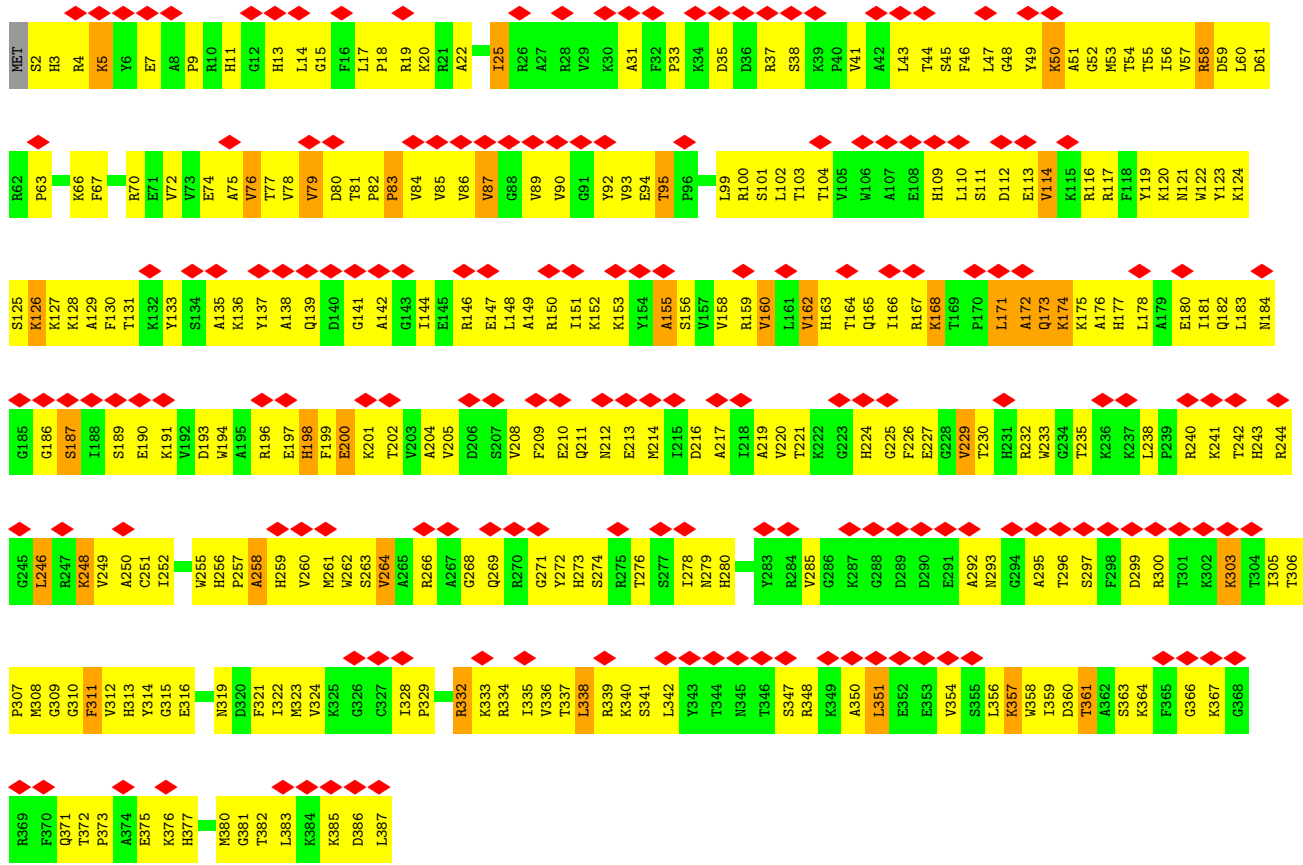


• Molecule 6: uL2 (yeast L2)

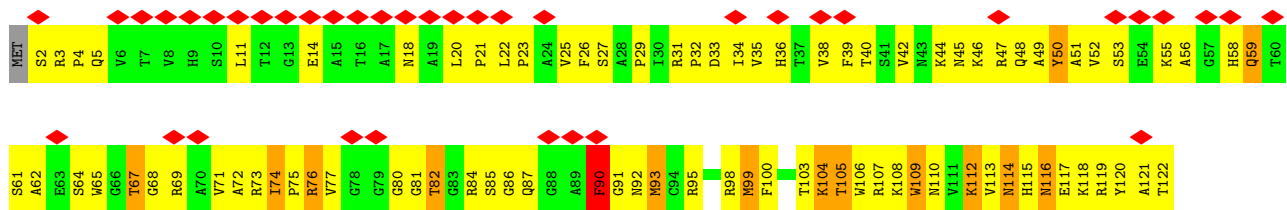


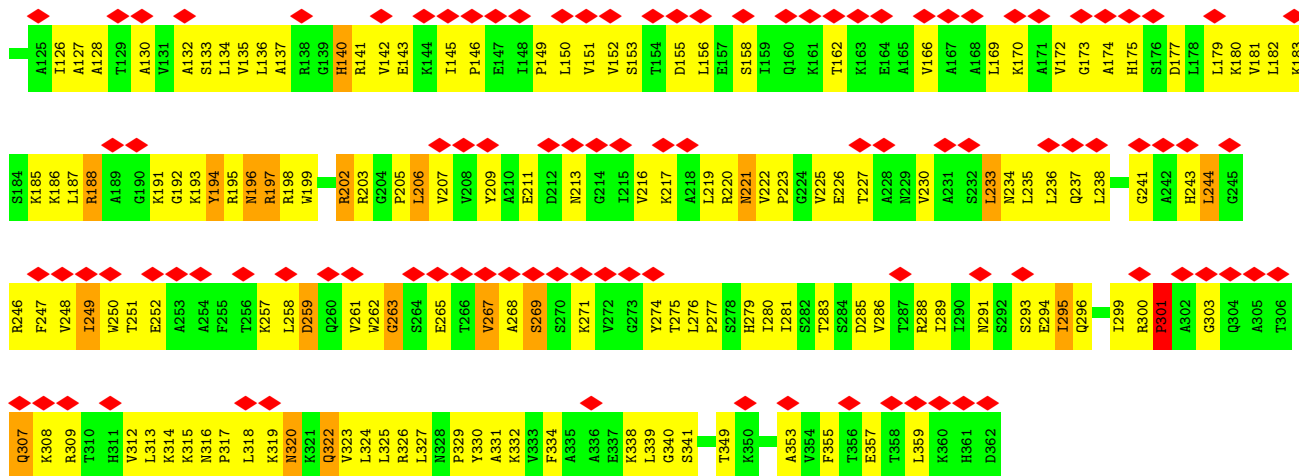


• Molecule 7: uL3 (yeast L3)

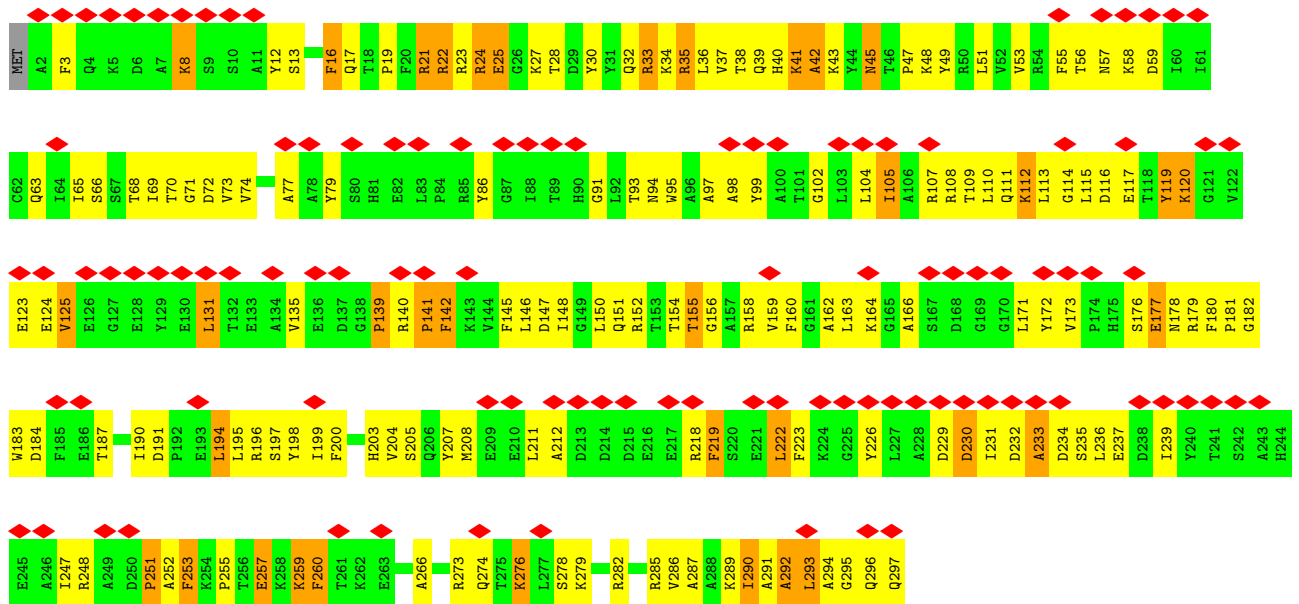


• Molecule 8: uL4 (yeast L4)

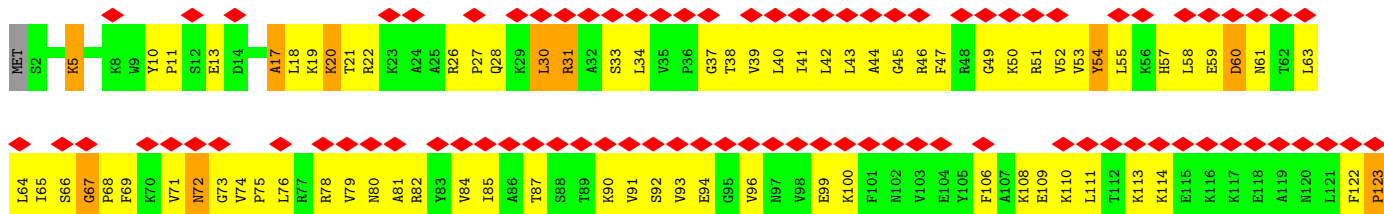


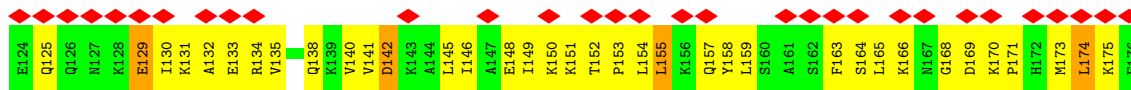


• Molecule 9: uL18 (yeast L5)

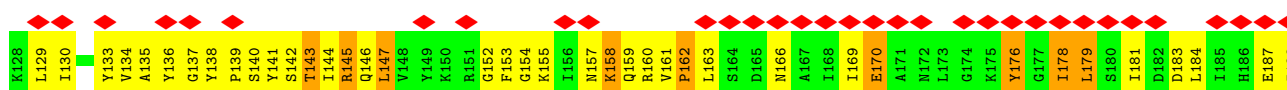
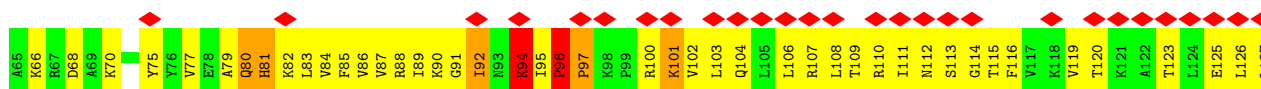
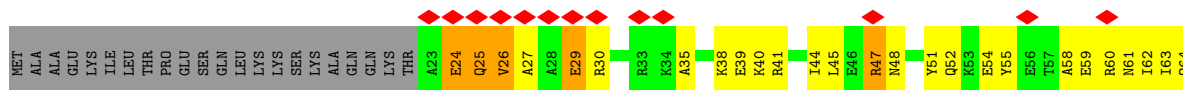


• Molecule 10: eL6 (yeast L6)

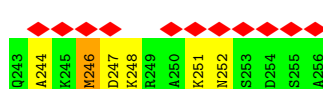
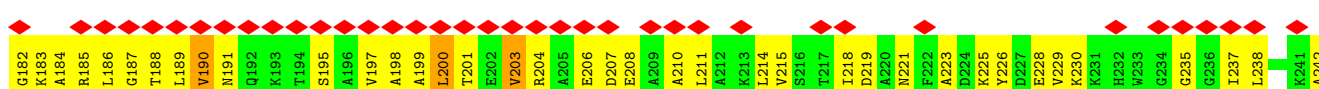
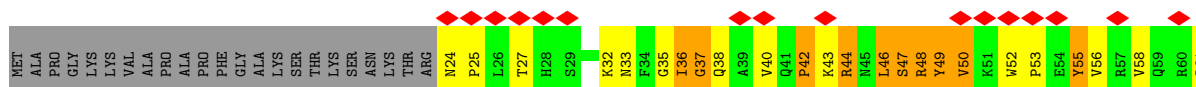




- Molecule 11: uL30 (yeast L7)

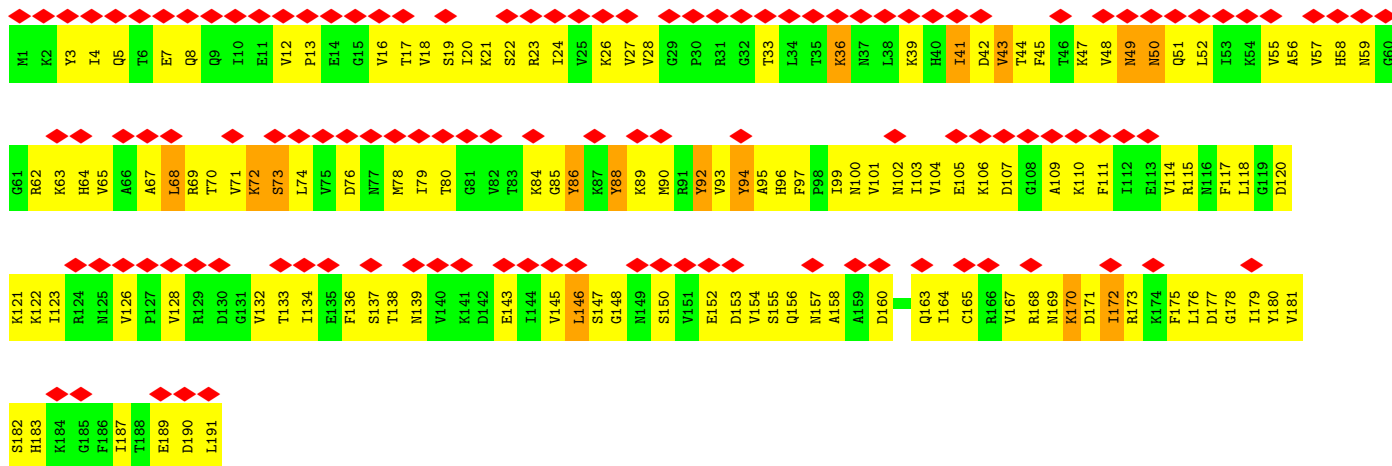


- Molecule 12: eL8 (yeast L8)

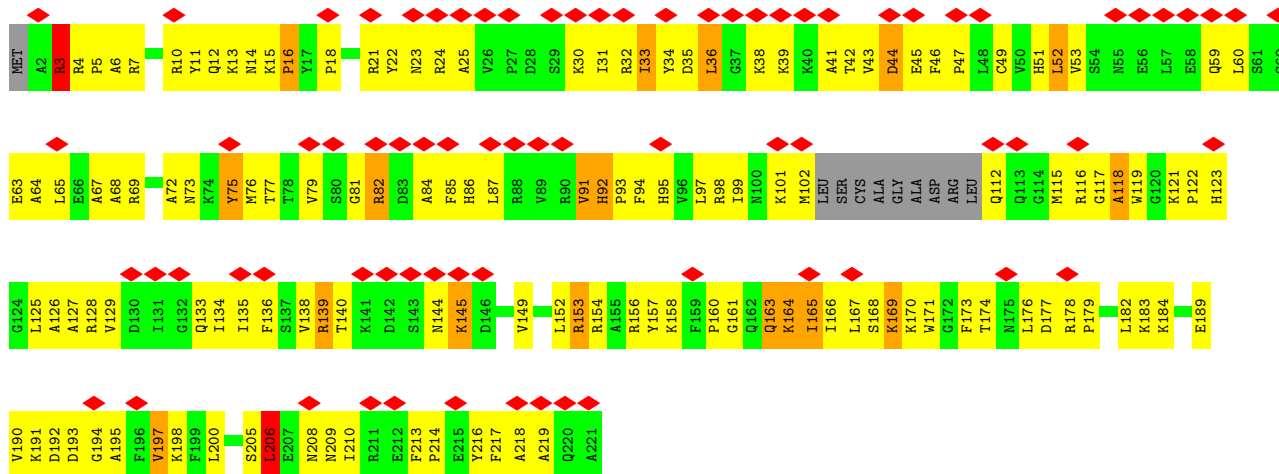


- Molecule 13: uL6 (yeast L9)

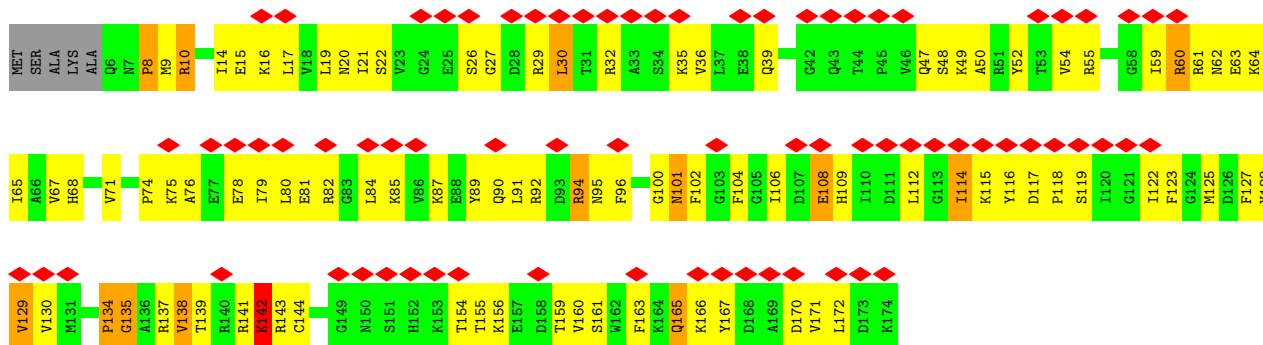
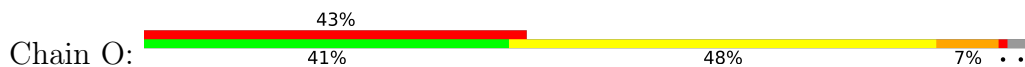




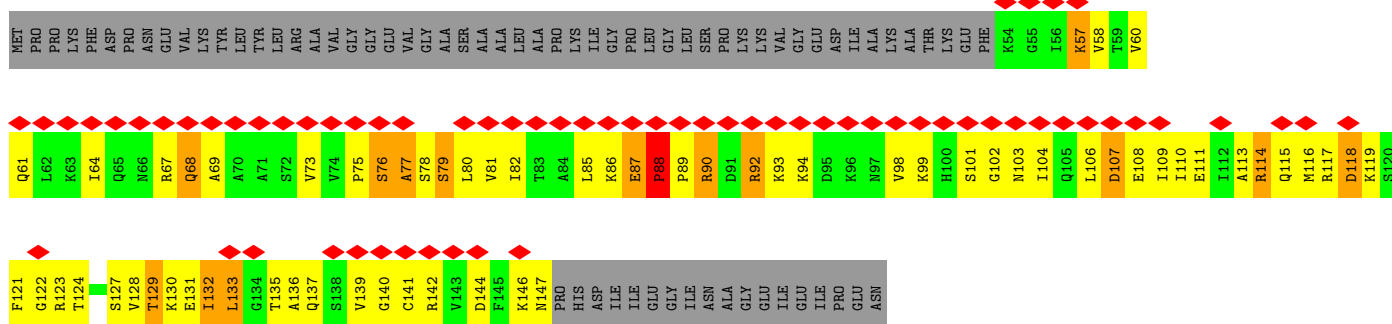
• Molecule 14: uL16 (yeast L10)



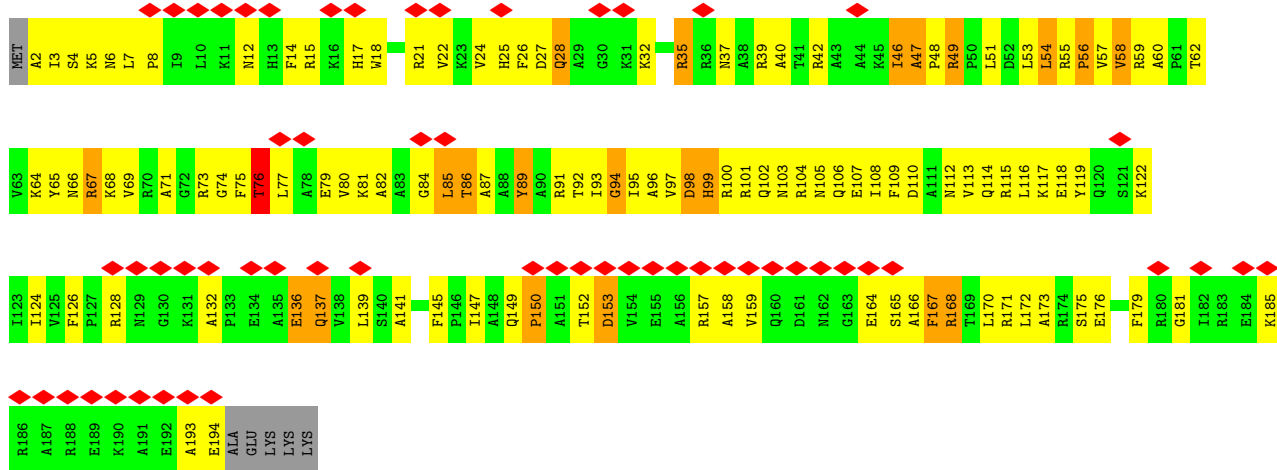
• Molecule 15: uL5 (yeast L11)



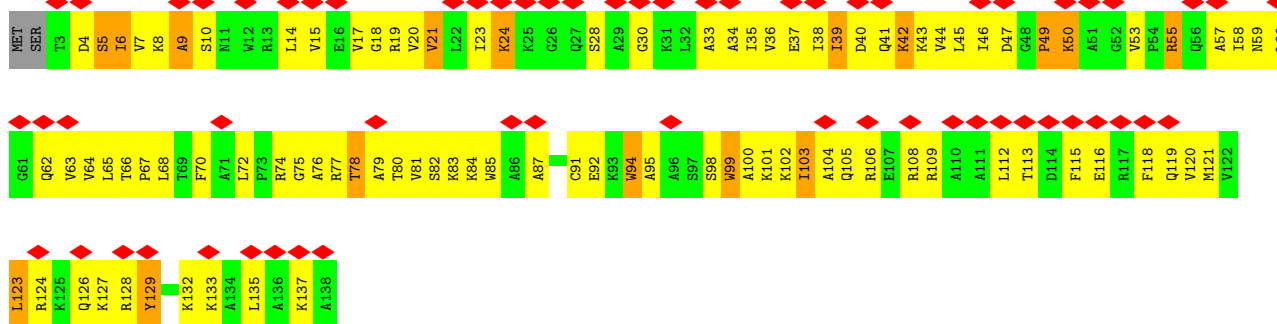
• Molecule 16: uL11 (yeast L12)



• Molecule 17: eL13 (yeast L13)

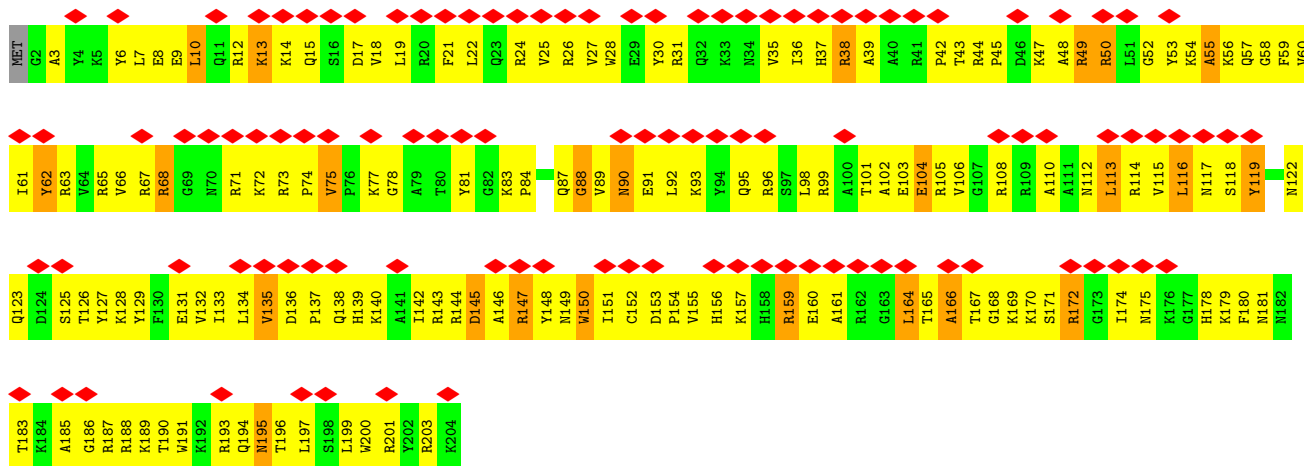


• Molecule 18: eL14 (yeast L14)

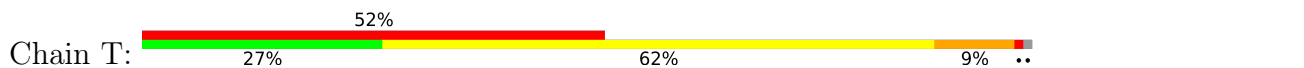


• Molecule 19: eL15 (yeast L15)

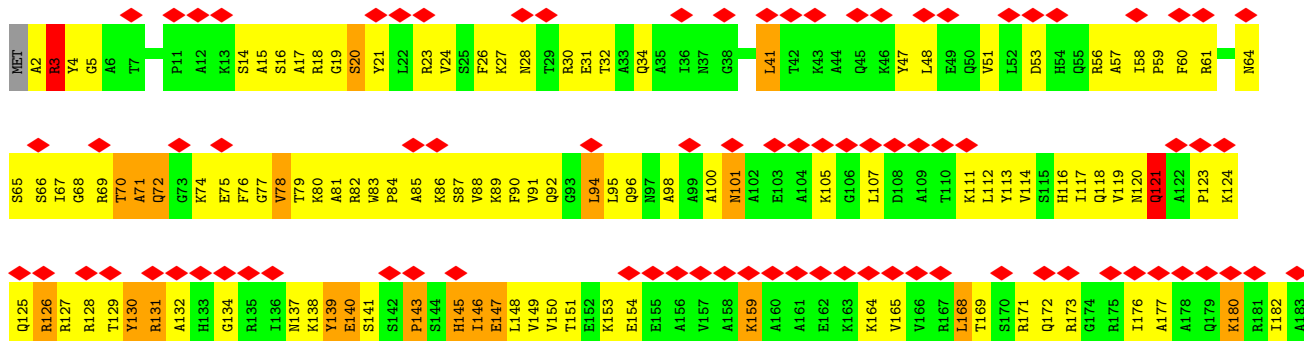
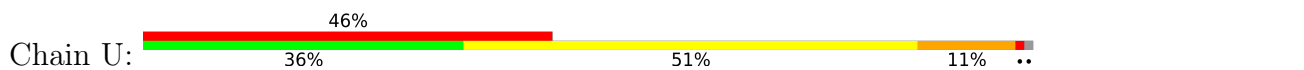




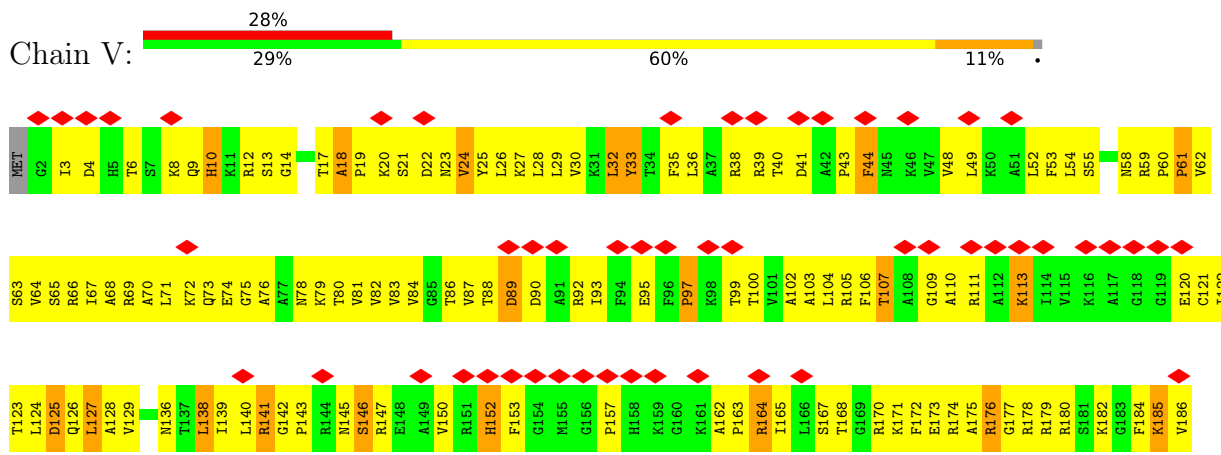
• Molecule 20: uL13 (yeast L16)



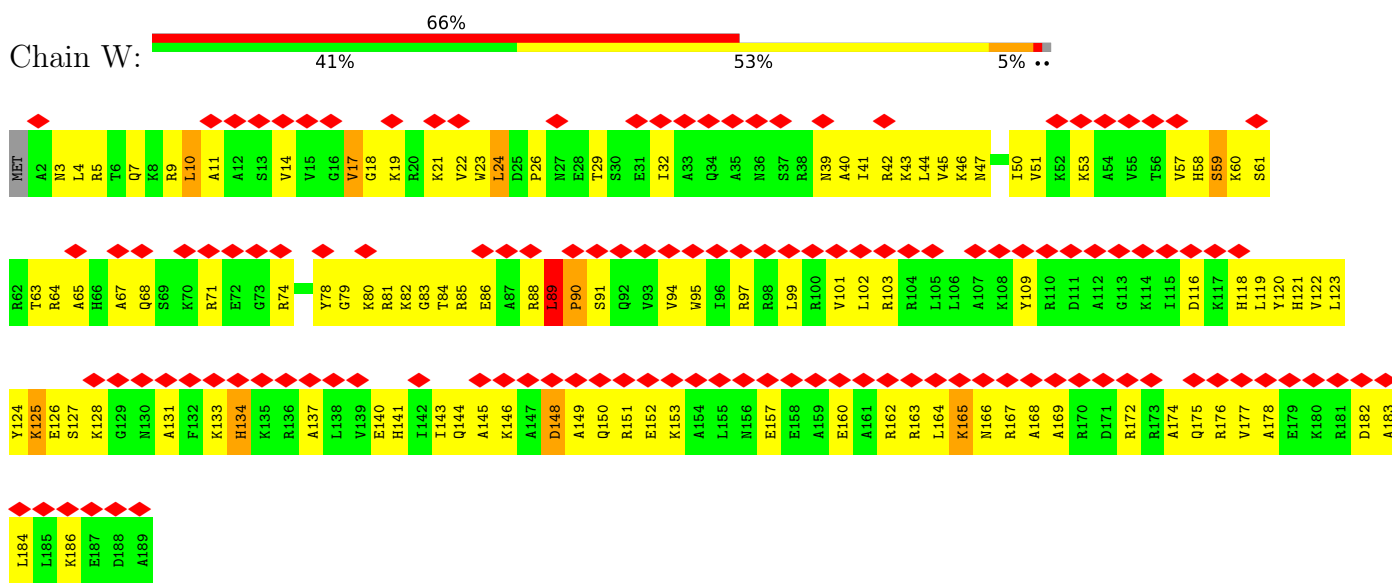
• Molecule 21: uL22 (yeast L17)



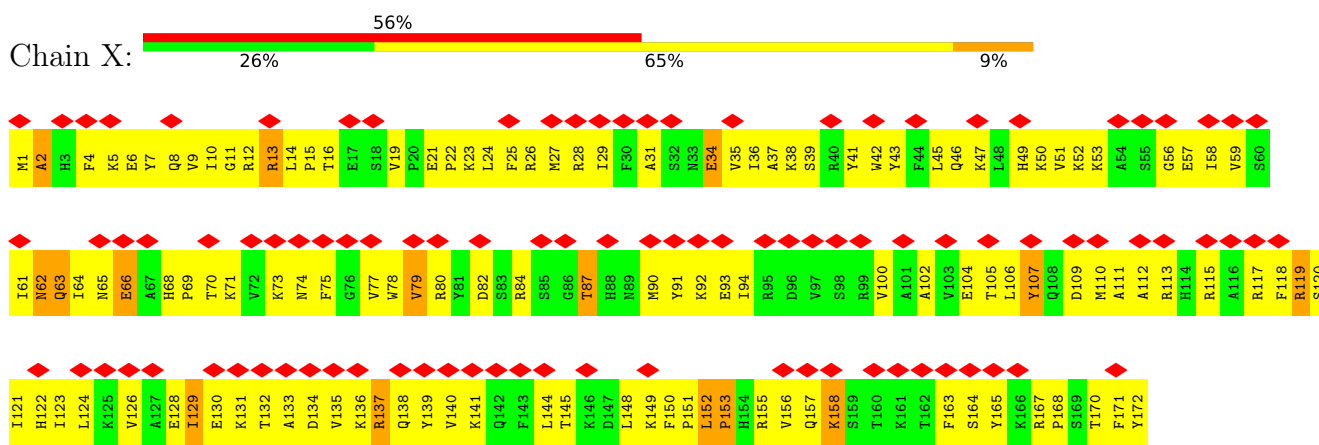
• Molecule 22: eL18 (yeast L18)



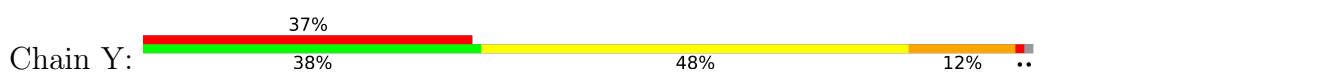
• Molecule 23: eL19 (yeast L19)

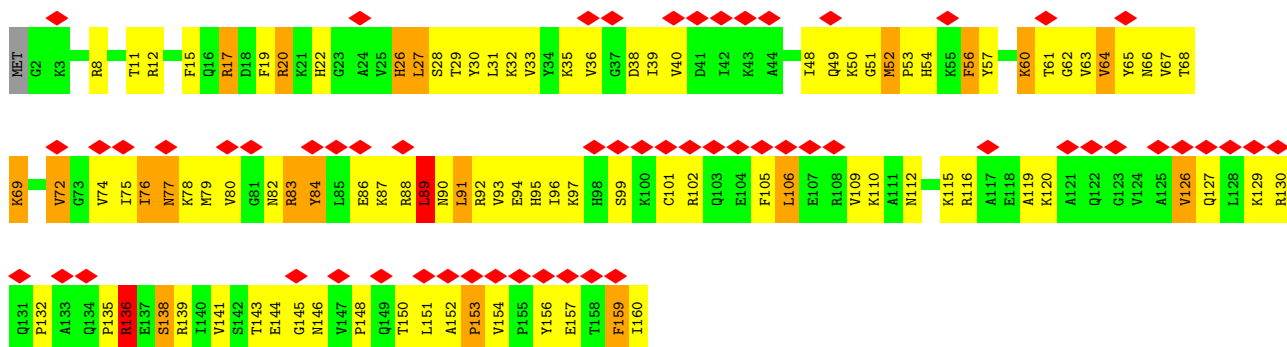


• Molecule 24: eL20 (yeast L20)

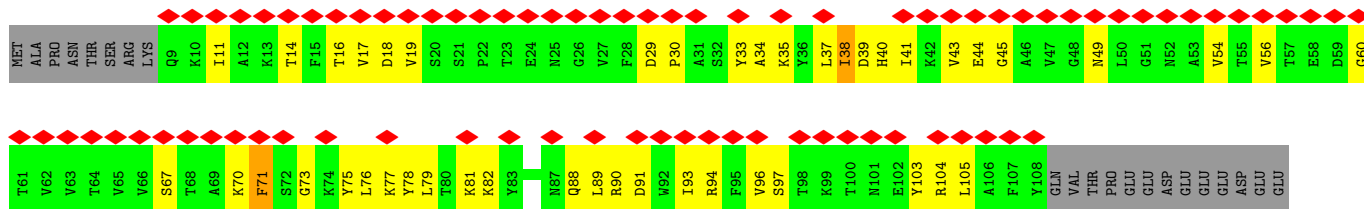
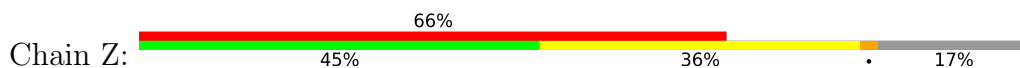


• Molecule 25: eL21 (yeast L21)

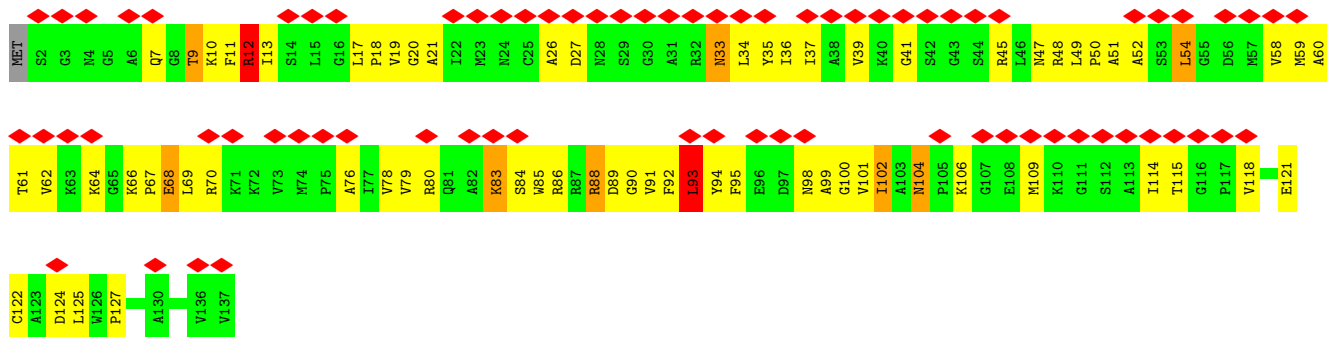




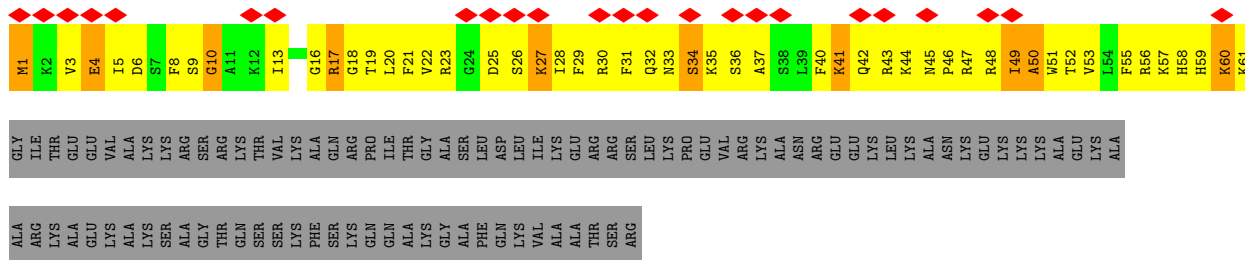
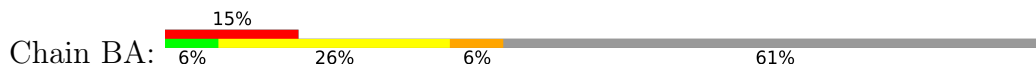
• Molecule 26: eL22 (yeast L22)



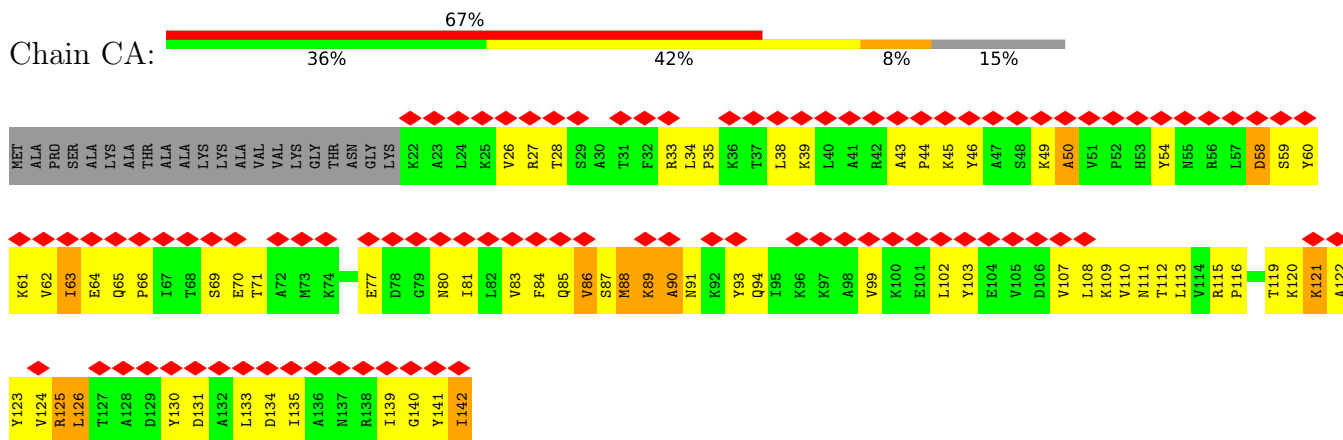
• Molecule 27: uL14 (yeast L23)



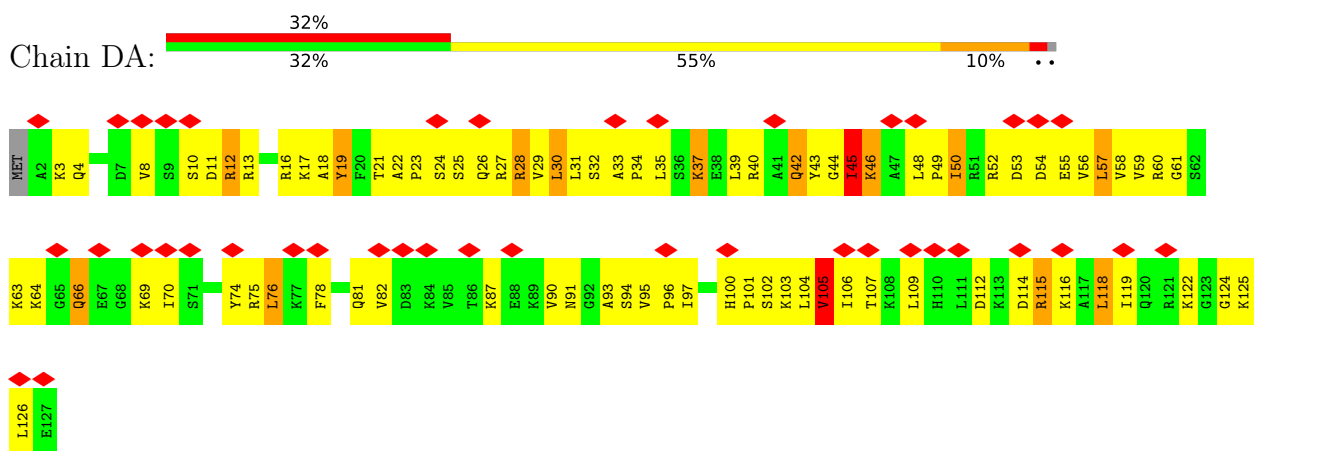
• Molecule 28: eL24 (yeast L24)



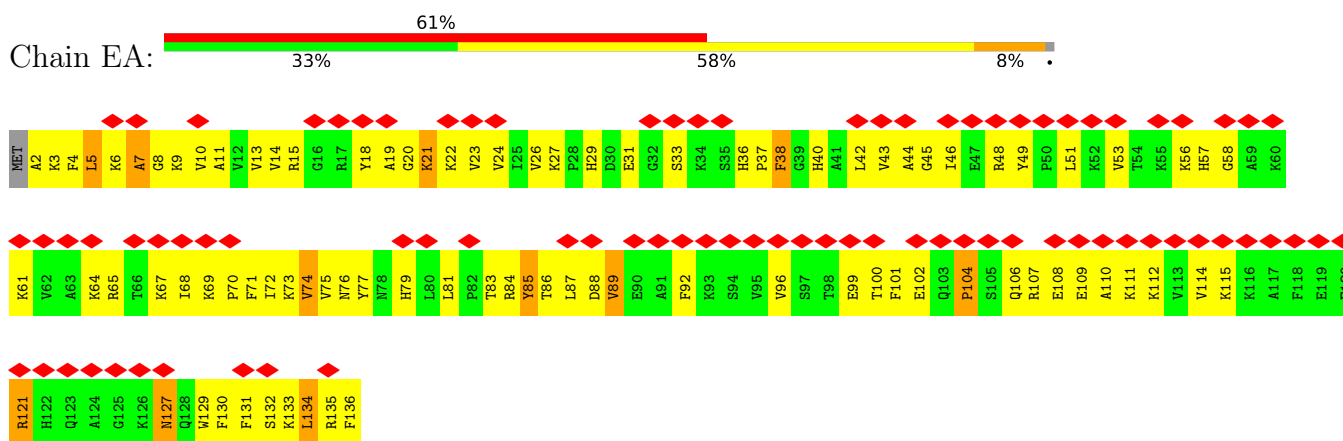
• Molecule 29: uL23 (yeast L25)



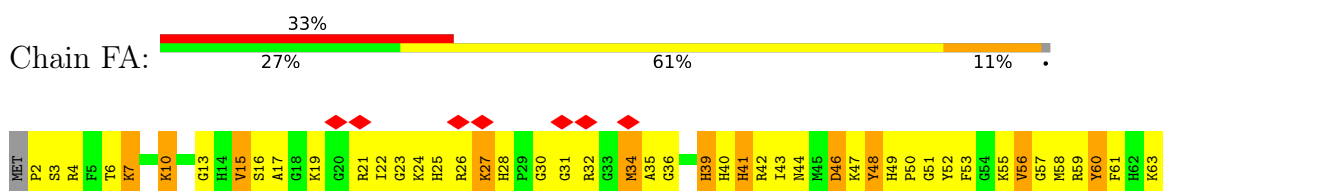
• Molecule 30: uL24 (yeast L26)

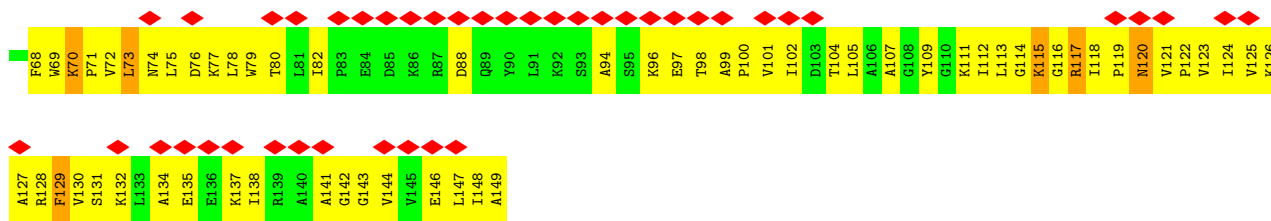


• Molecule 31: eL27 (yeast L27)

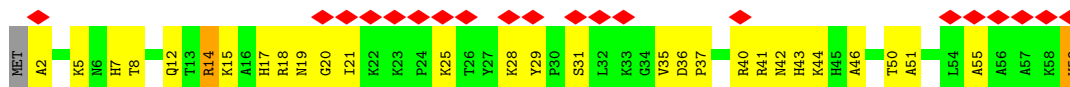


• Molecule 32: uL15 (yeast L28)

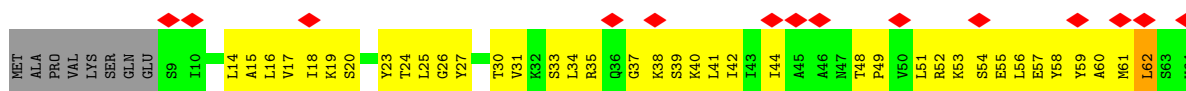




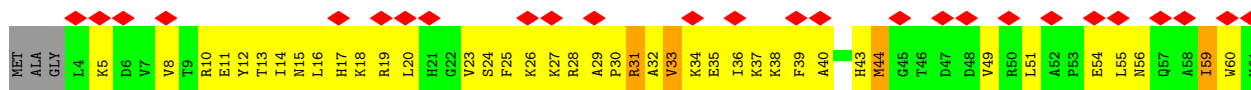
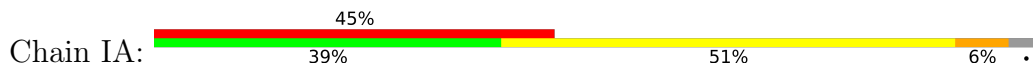
• Molecule 33: eL29 (yeast L29)



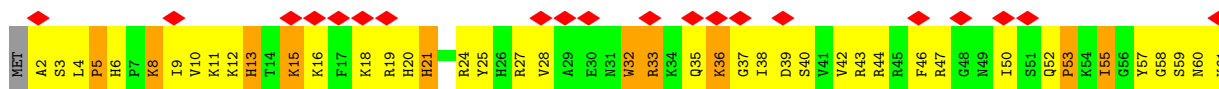
• Molecule 34: eL30 (yeast L30)



• Molecule 35: eL31 (yeast L31)

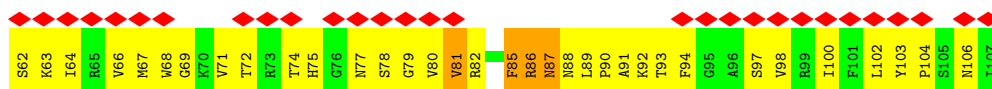
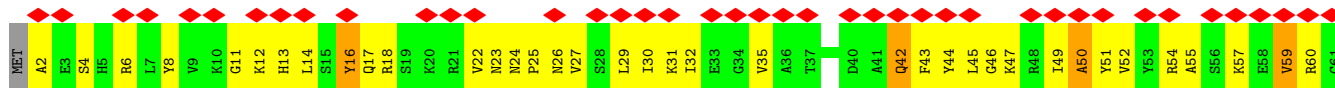


• Molecule 36: eL32 (yeast L32)

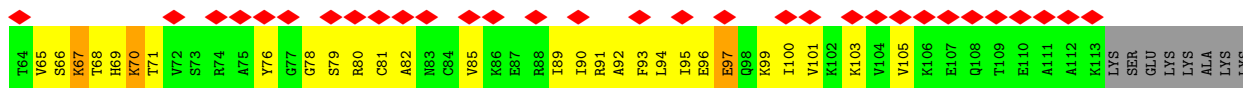
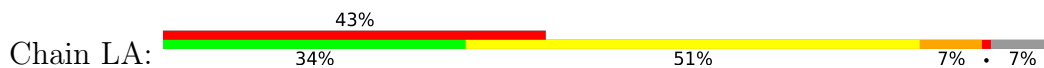




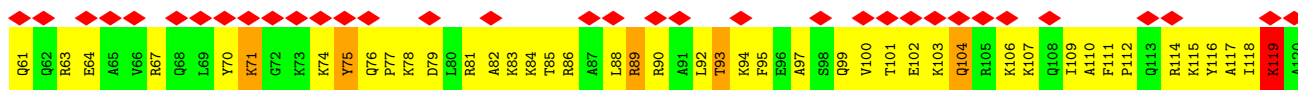
- Molecule 37: eL33 (yeast L33)



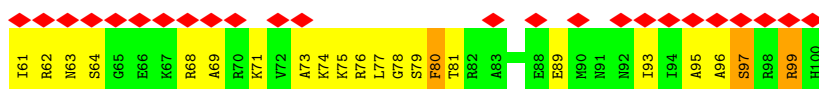
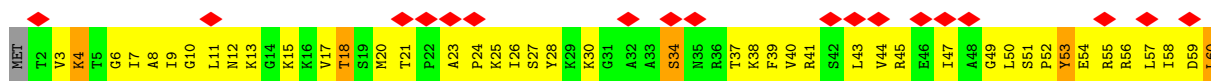
- Molecule 38: eL34 (yeast L34)



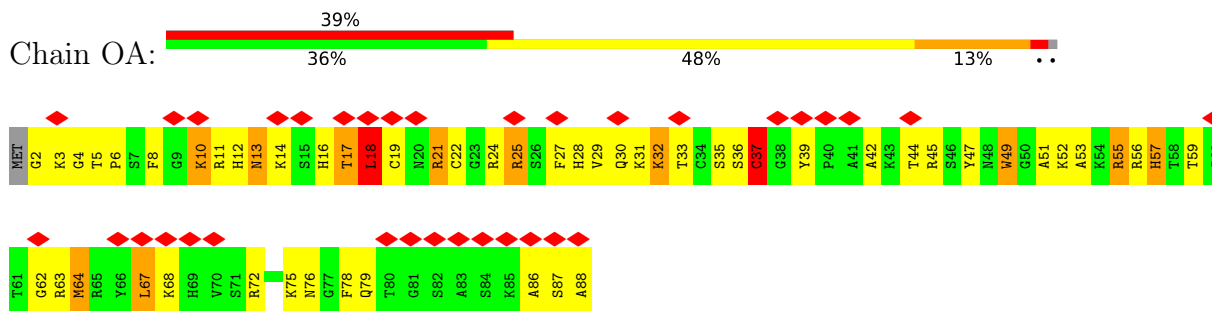
- Molecule 39: uL29 (yeast L35)



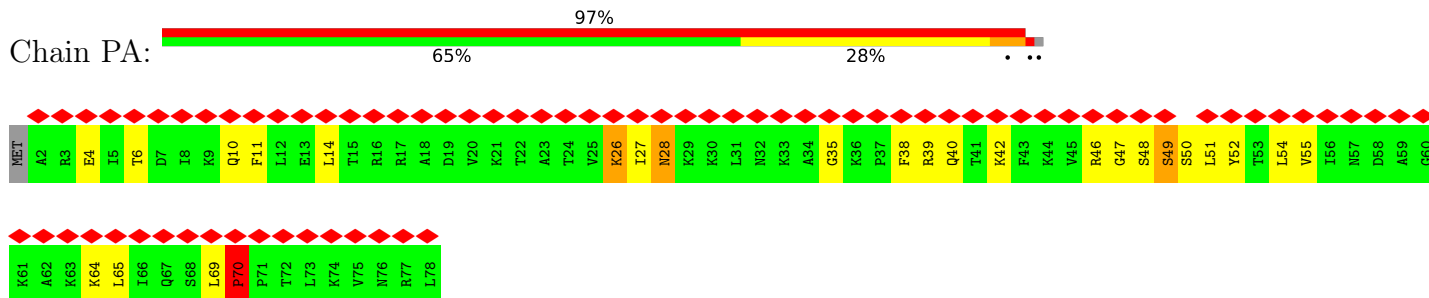
- Molecule 40: eL36 (yeast L36)



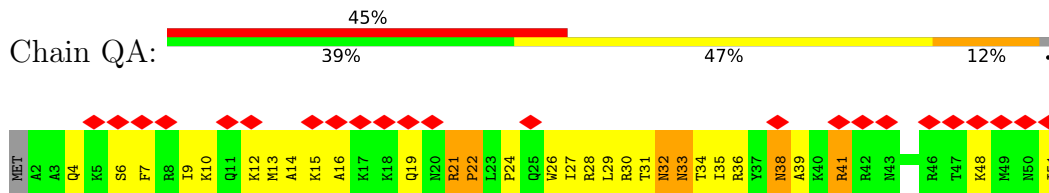
- Molecule 41: eL37 (yeast L37)



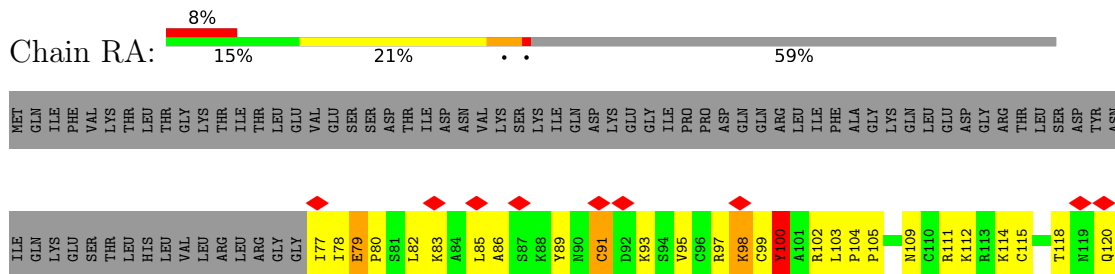
• Molecule 42: eL38 (yeast L38)



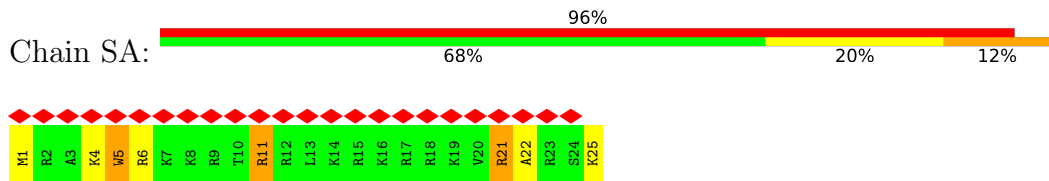
• Molecule 43: eL39 (yeast L39)



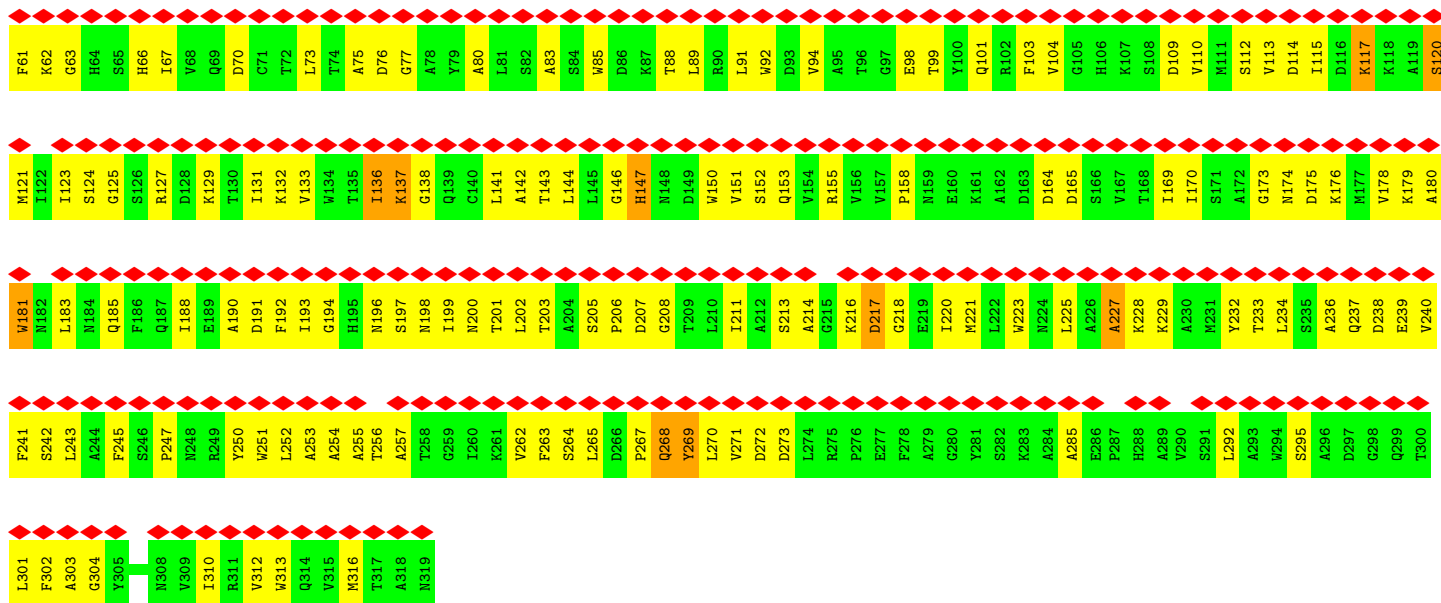
• Molecule 44: eL40 (yeast L40)



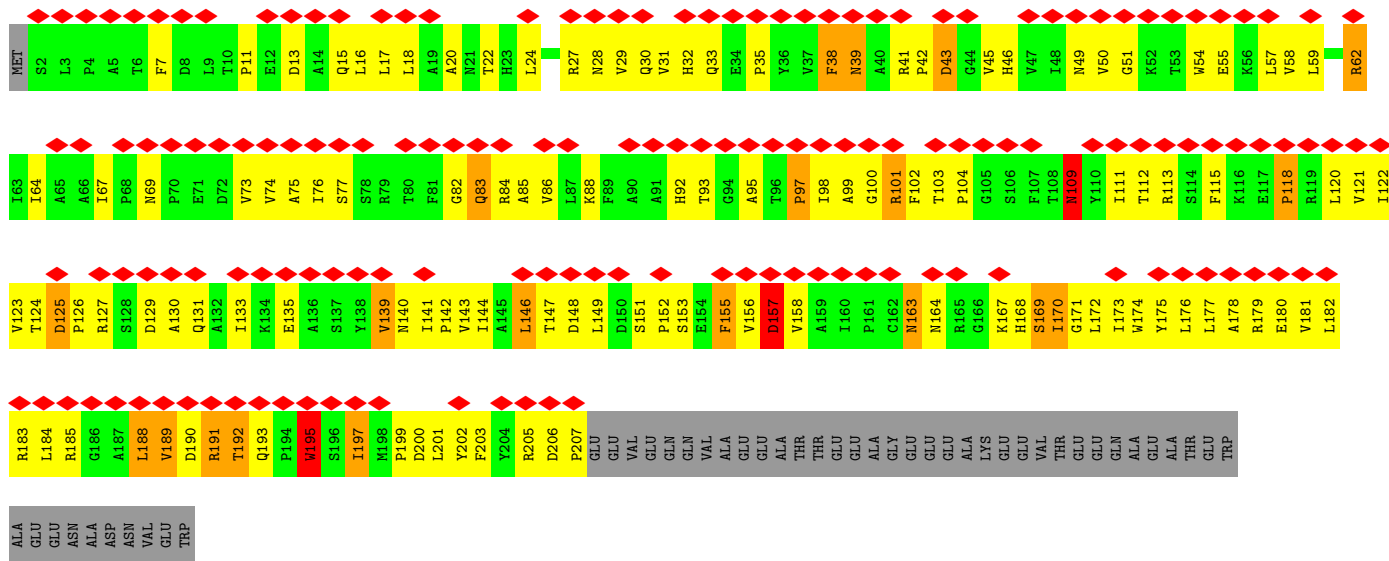
• Molecule 45: eL41 (yeast L41)



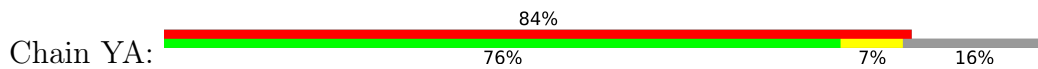
• Molecule 46: eL42 (yeast L42)

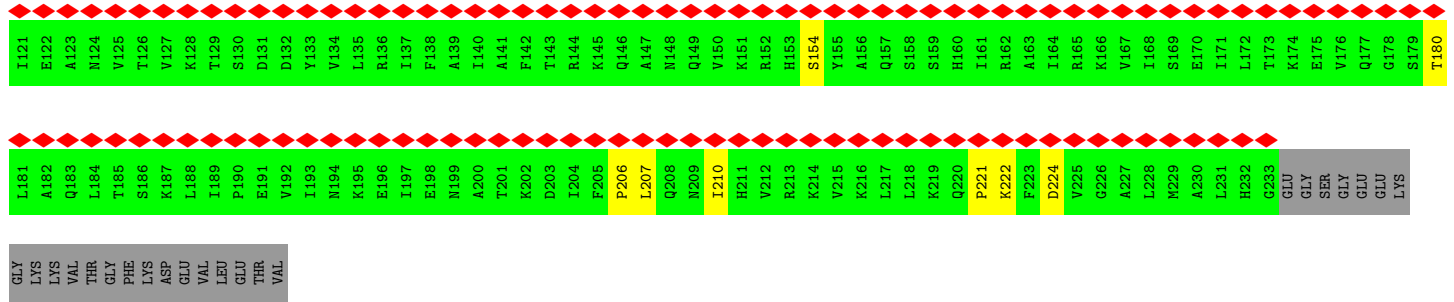


• Molecule 50: uS2 (yeast S0)

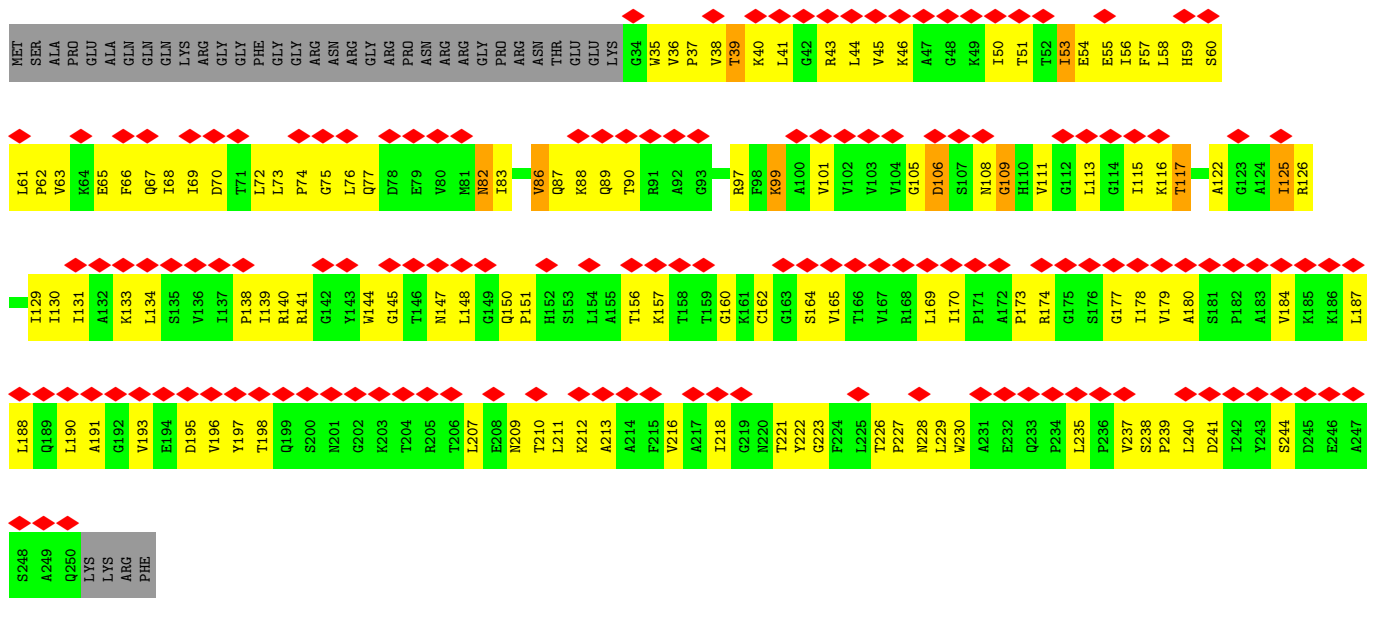


• Molecule 51: eS1 (yeast S1)

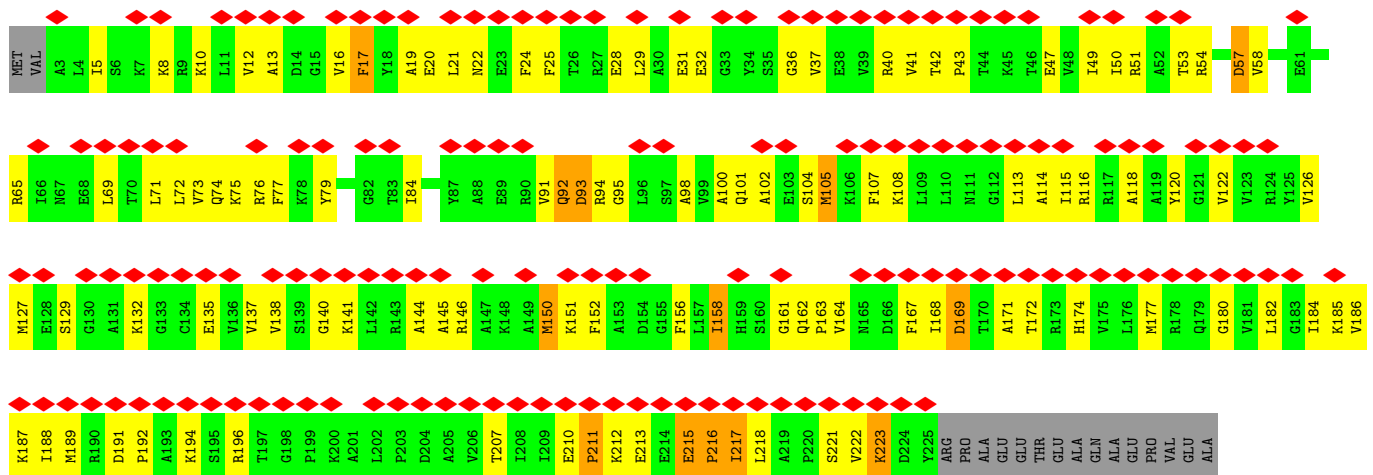




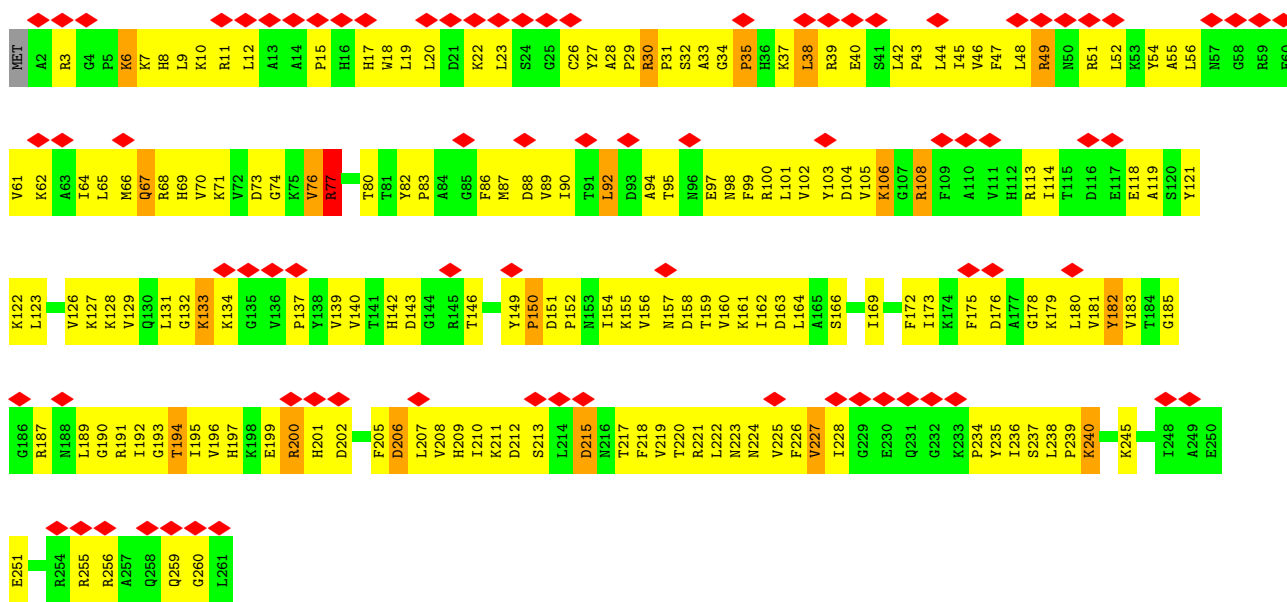
• Molecule 52: uS5 (yeast S2)



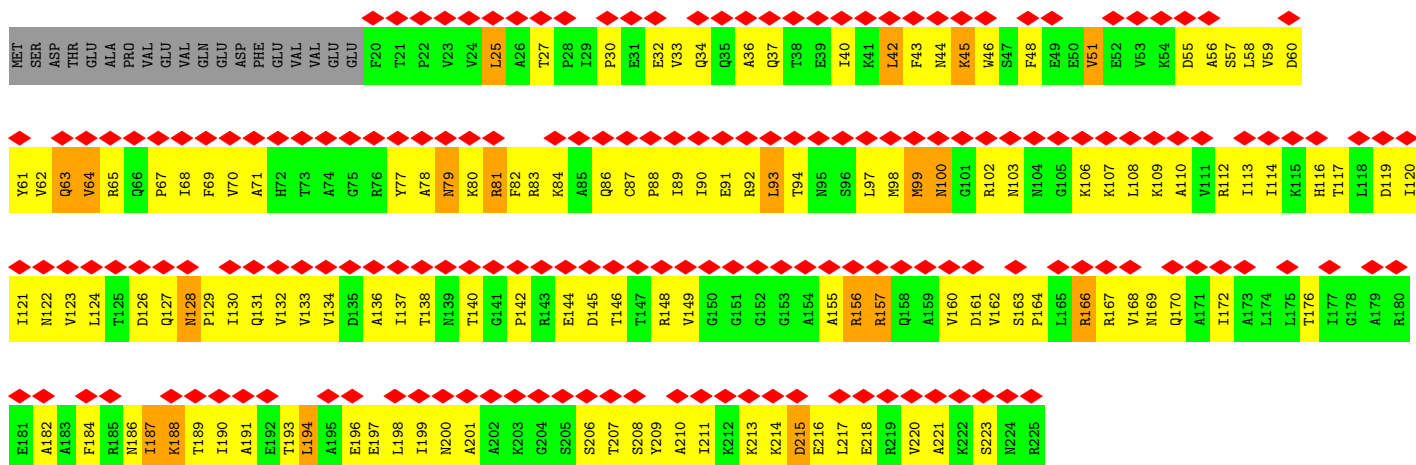
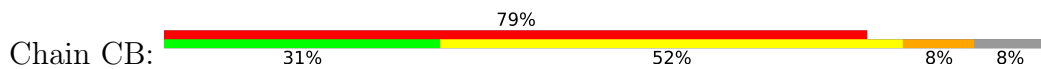
• Molecule 53: uS3 (yeast S3)



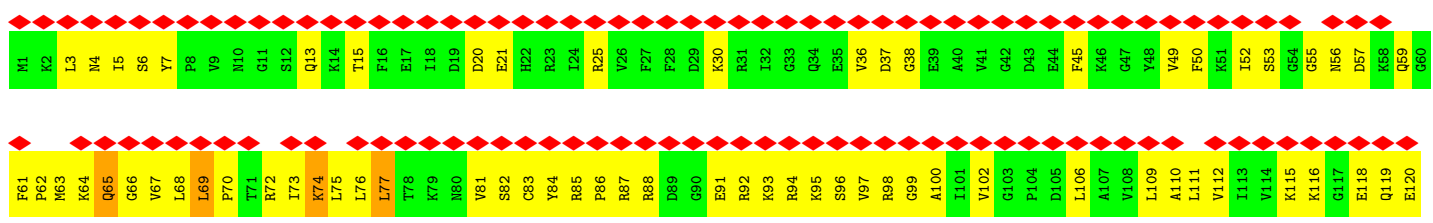
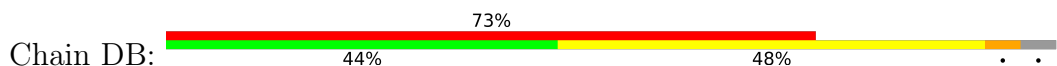
• Molecule 54: eS4 (yeast S4)

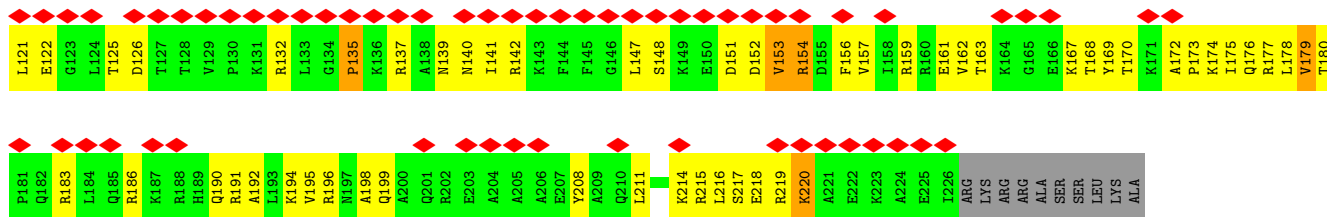


• Molecule 55: uS7 (yeast S5)

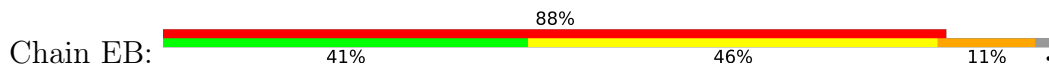


• Molecule 56: eS6 (yeast S6)

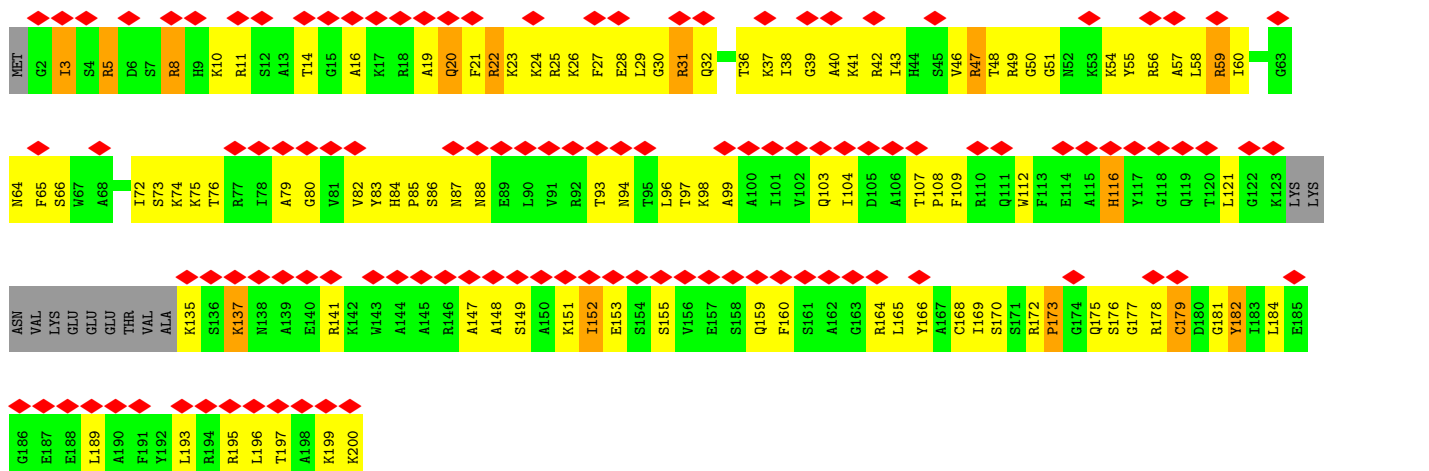
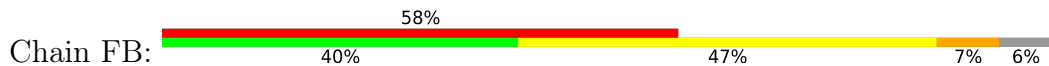




• Molecule 57: eS7 (yeast S7)

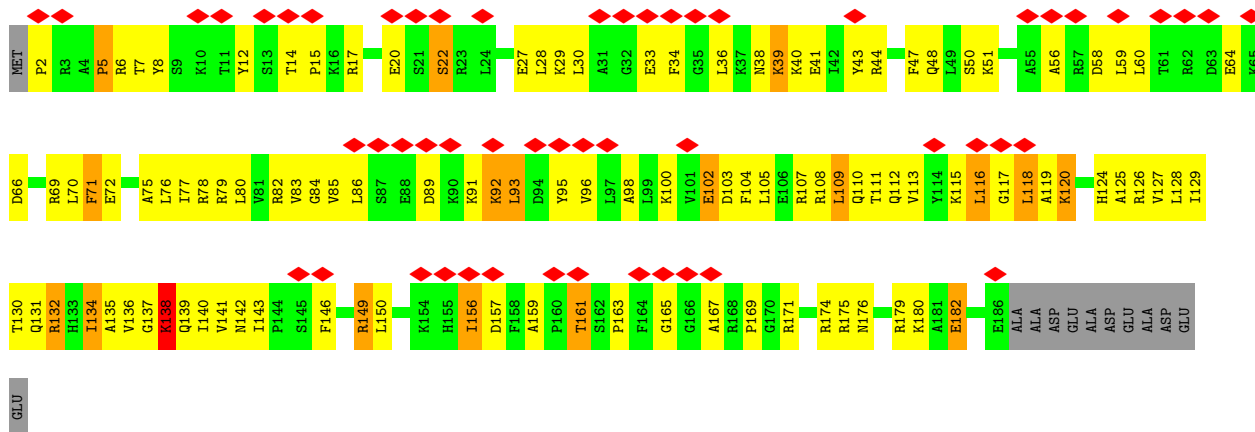


• Molecule 58: eS8 (yeast S8)

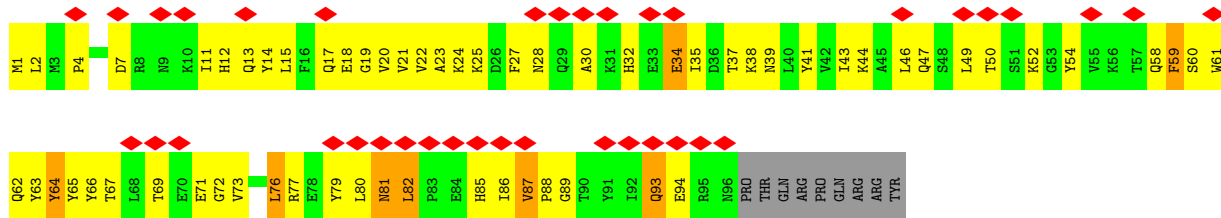


• Molecule 59: uS4 (yeast S9)

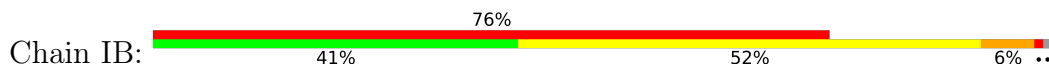




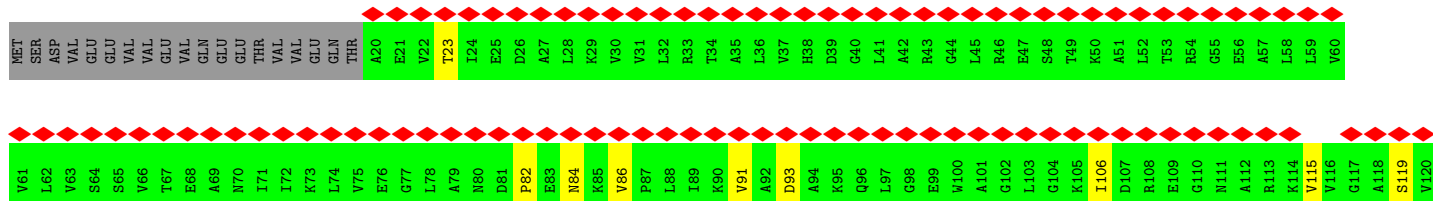
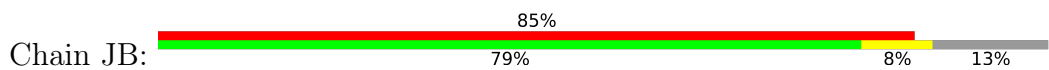
• Molecule 60: eS10 (yeast S10)



• Molecule 61: uS17 (yeast S11)

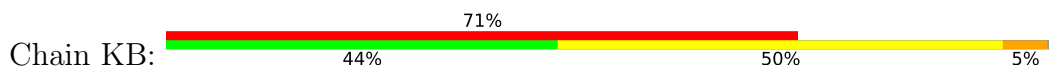


• Molecule 62: eS12 (yeast S12)

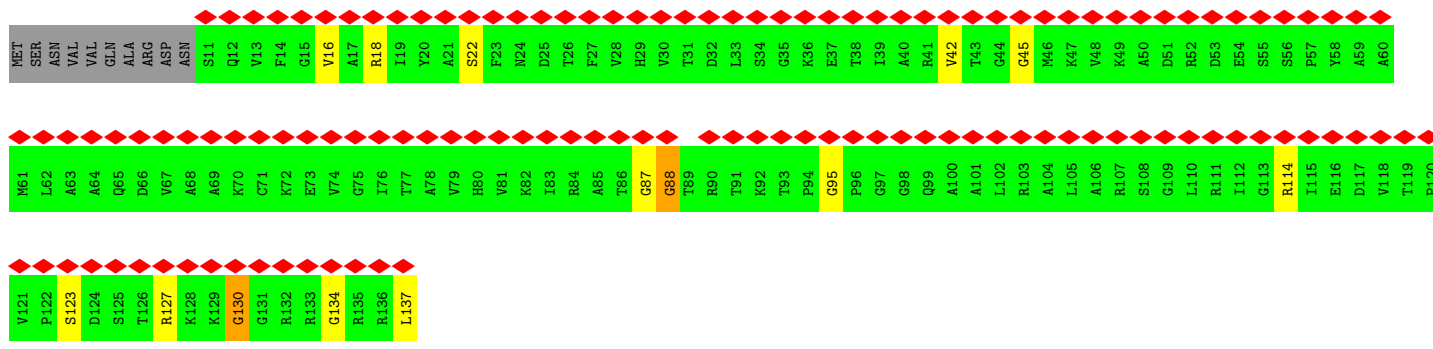
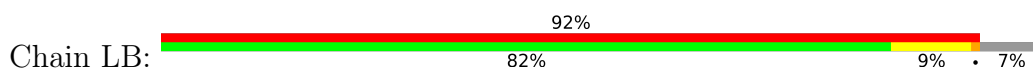




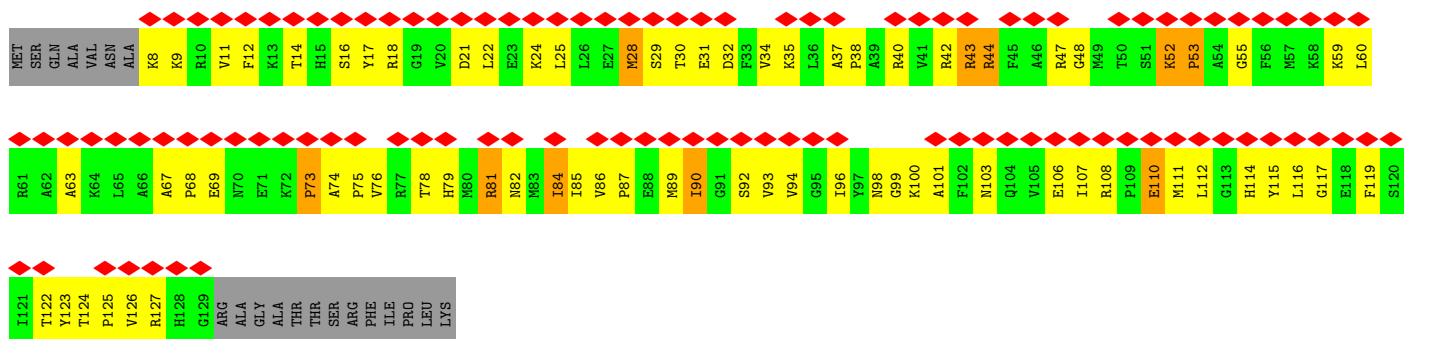
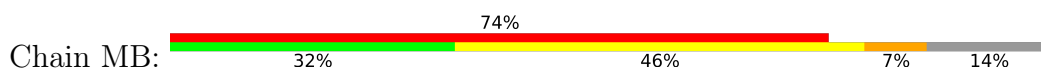
• Molecule 63: uS15 (yeast S13)




• Molecule 64: uS11 (yeast S14)

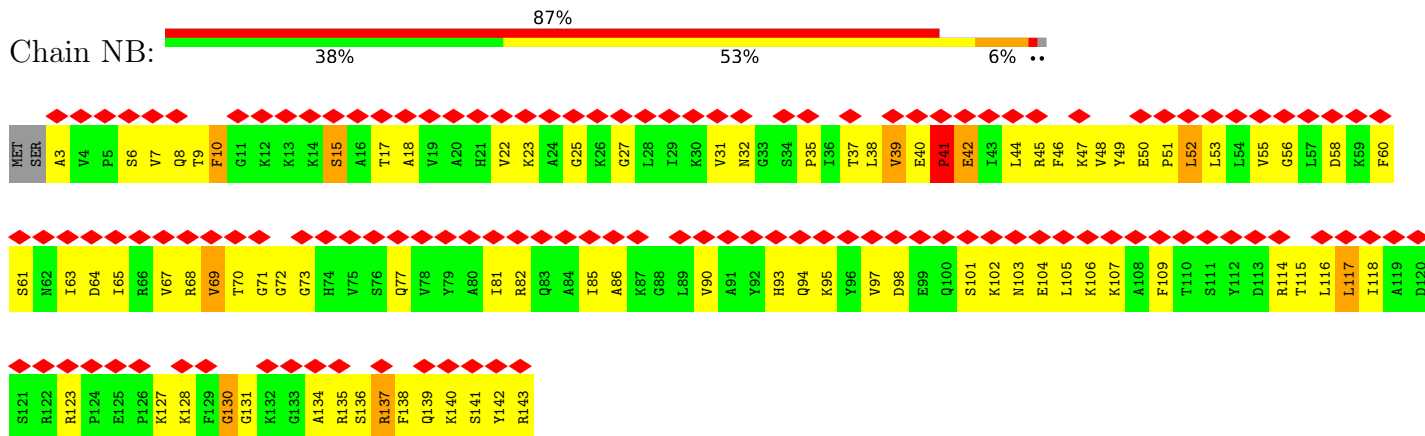


• Molecule 65: uS19 (yeast S15)

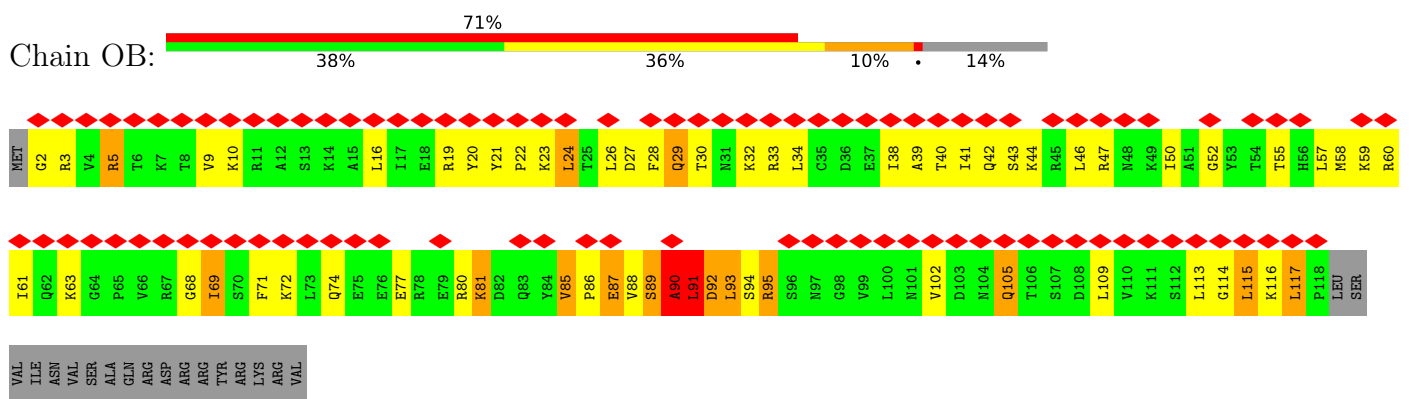


• Molecule 66: uS9 (yeast S16)

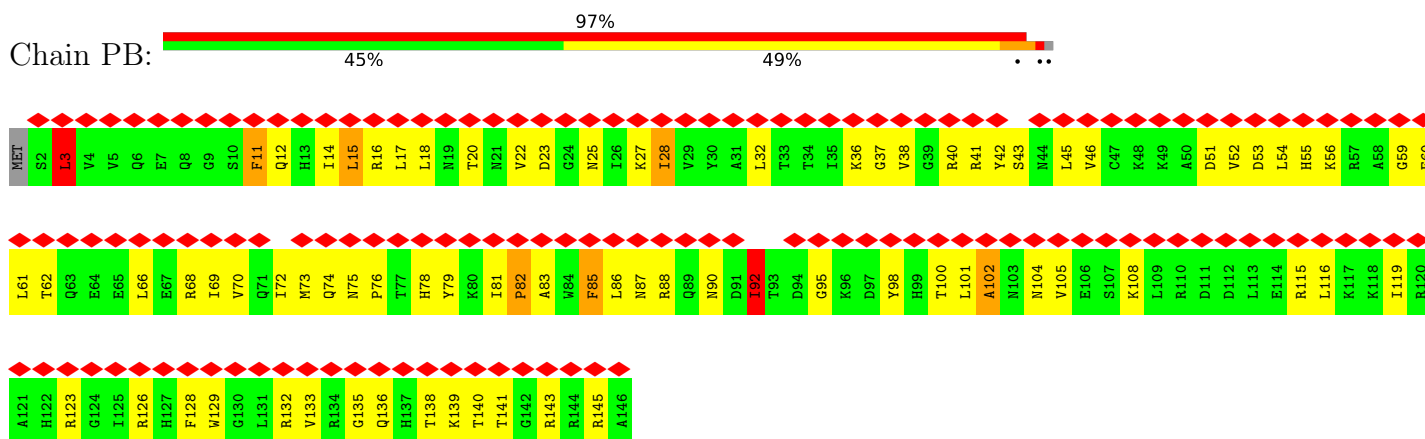




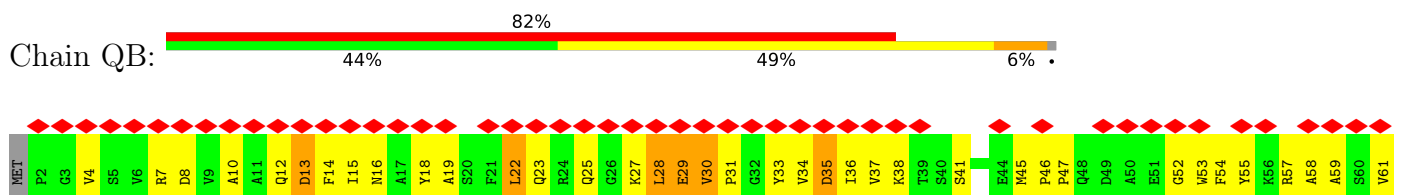
• Molecule 67: eS17 (yeast S17)

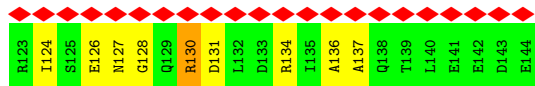
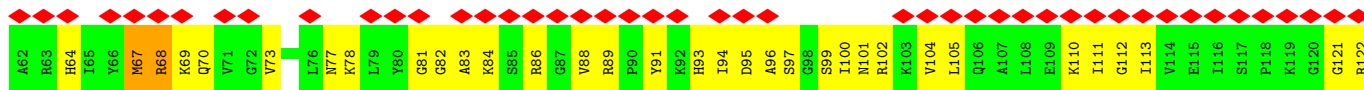


• Molecule 68: uS13 (yeast S18)

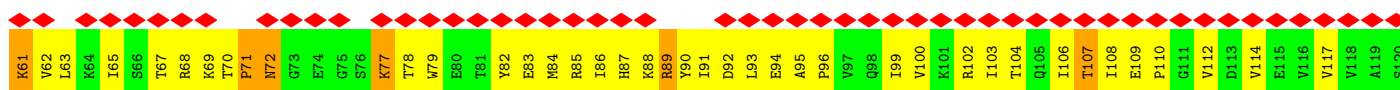
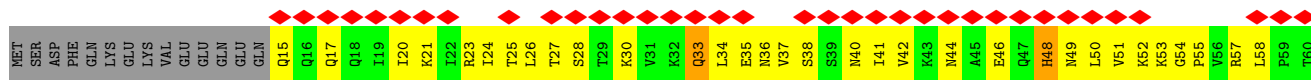
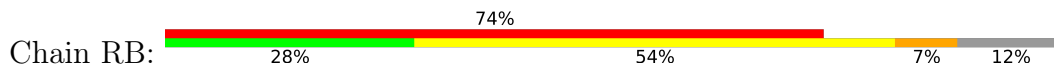


• Molecule 69: eS19 (yeast S19)

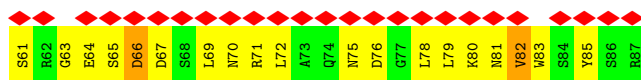
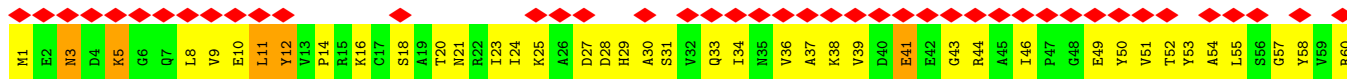
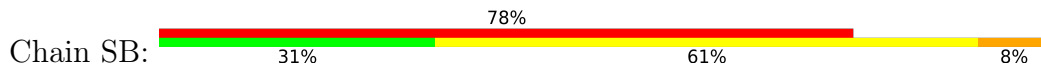




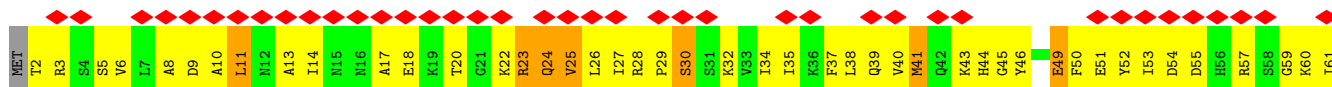
• Molecule 70: uS10 (yeast S20)



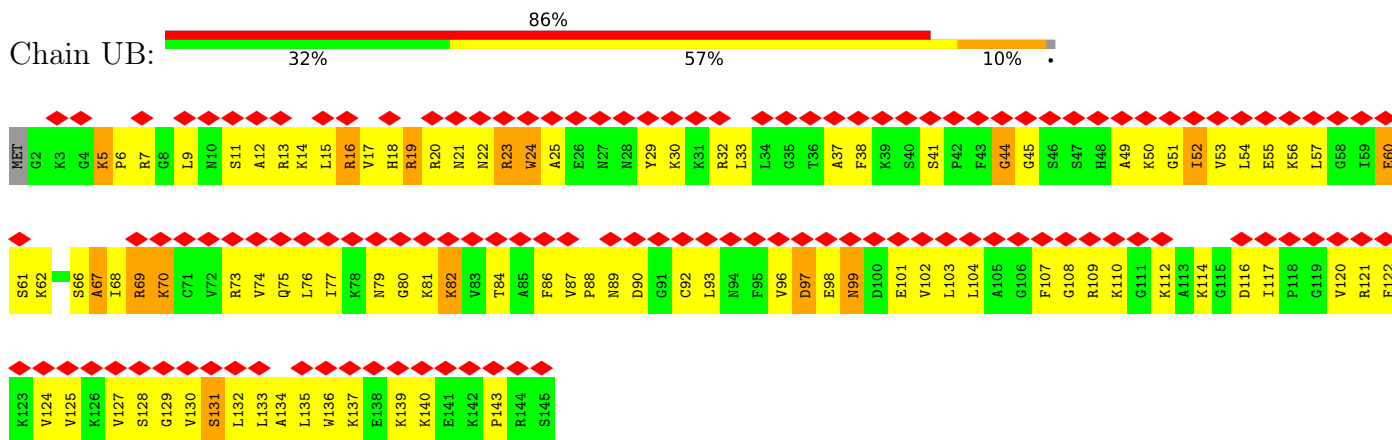
• Molecule 71: eS21 (yeast S21)



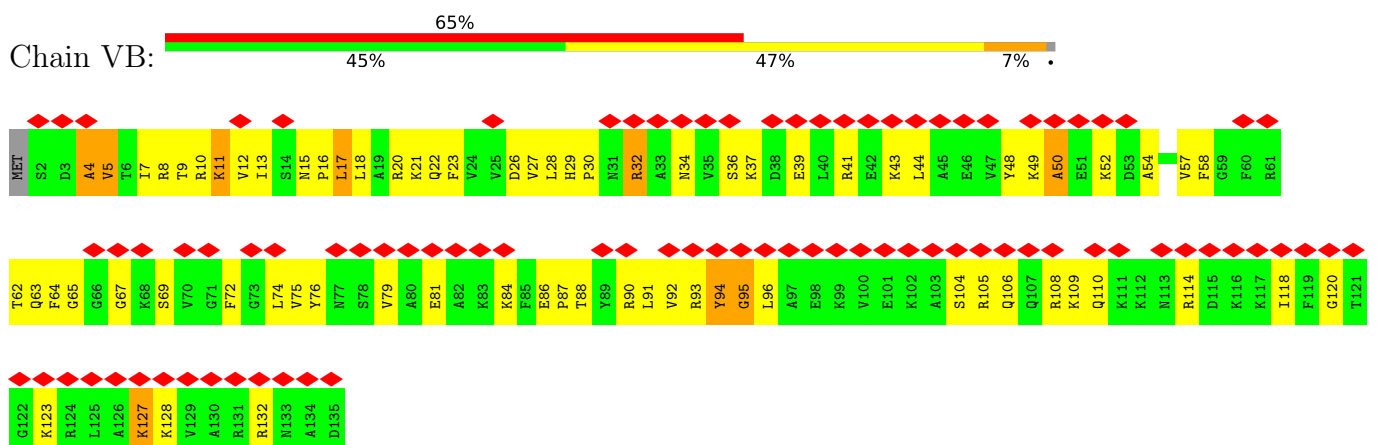
• Molecule 72: uS8 (yeast S22)



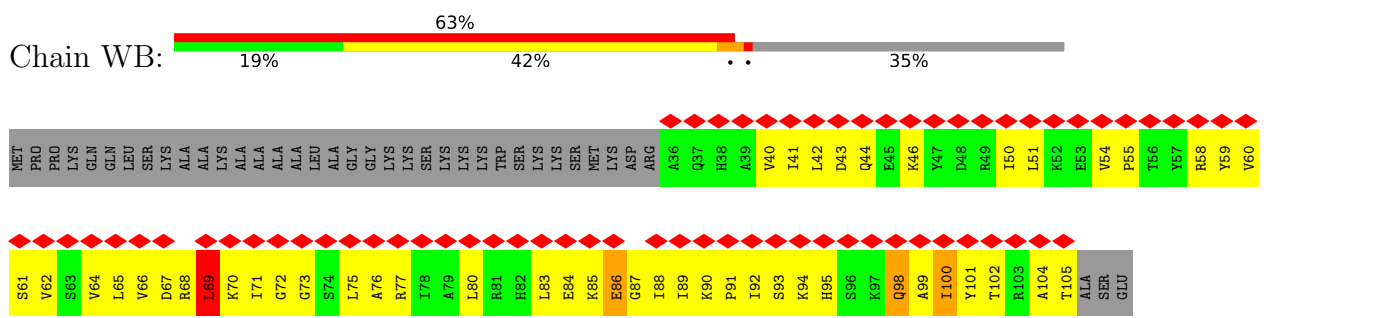
• Molecule 73: uS12 (yeast S23)



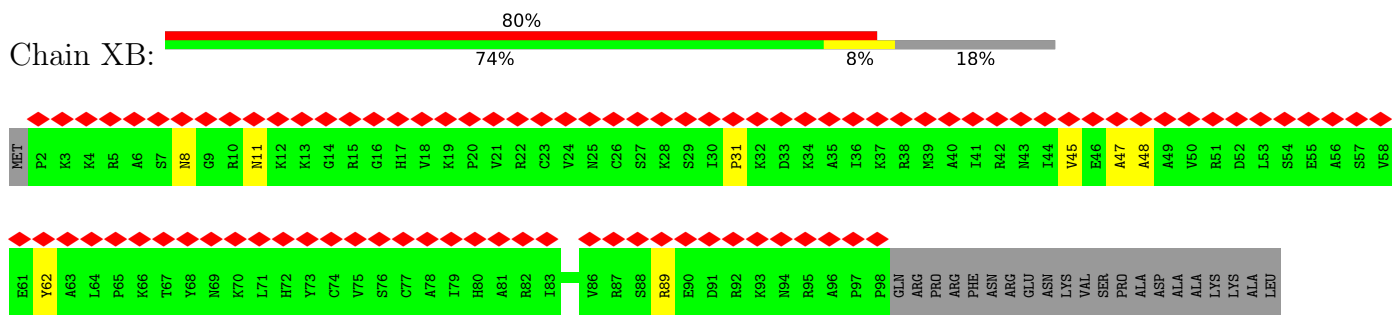
• Molecule 74: eS24 (yeast S24)



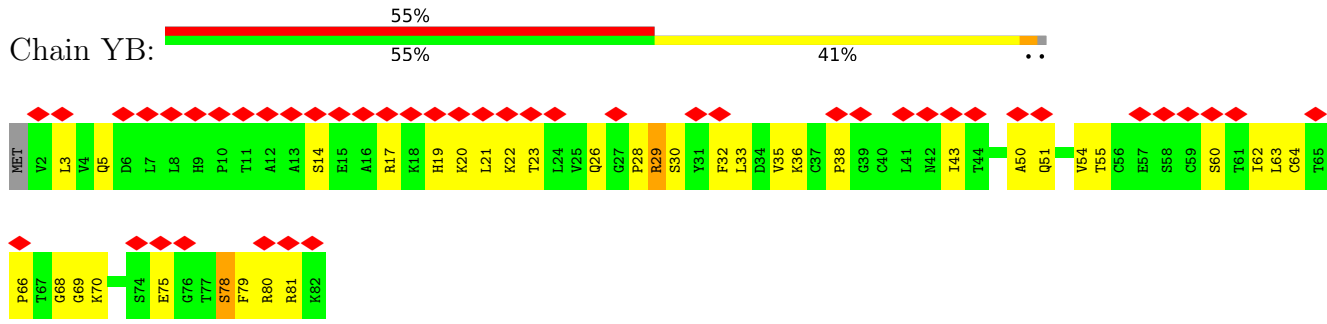
• Molecule 75: eS25 (yeast S25)



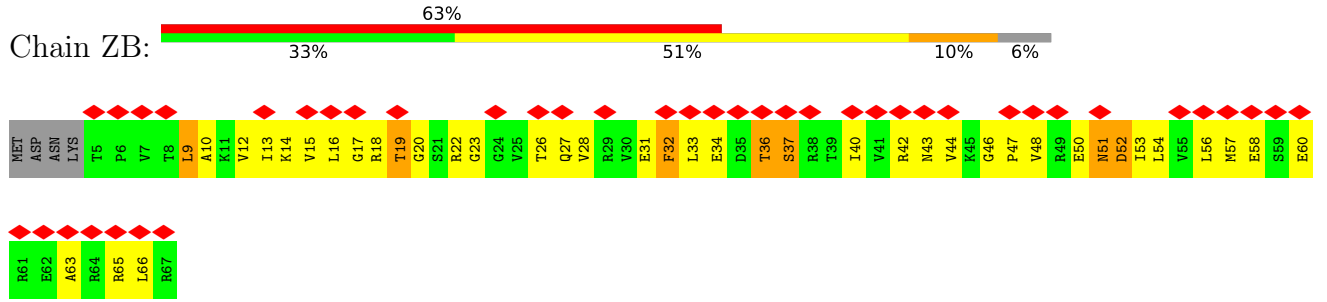
• Molecule 76: eS26 (yeast S26)



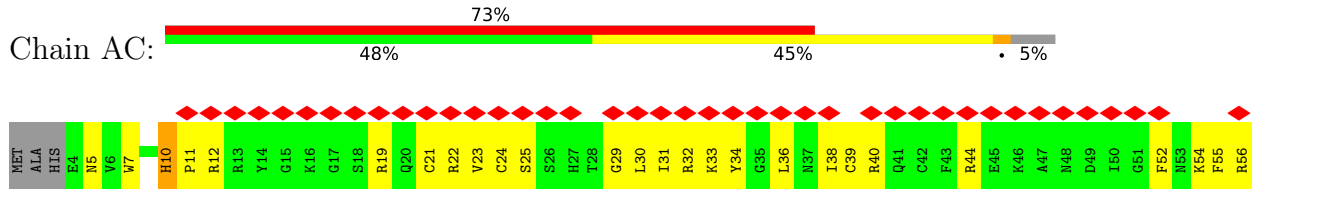
• Molecule 77: eS27 (yeast S27)



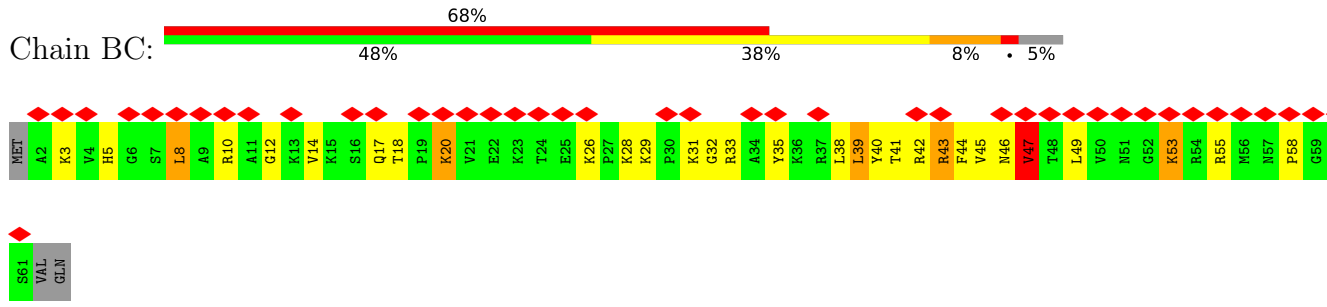
• Molecule 78: eS28 (yeast S28)



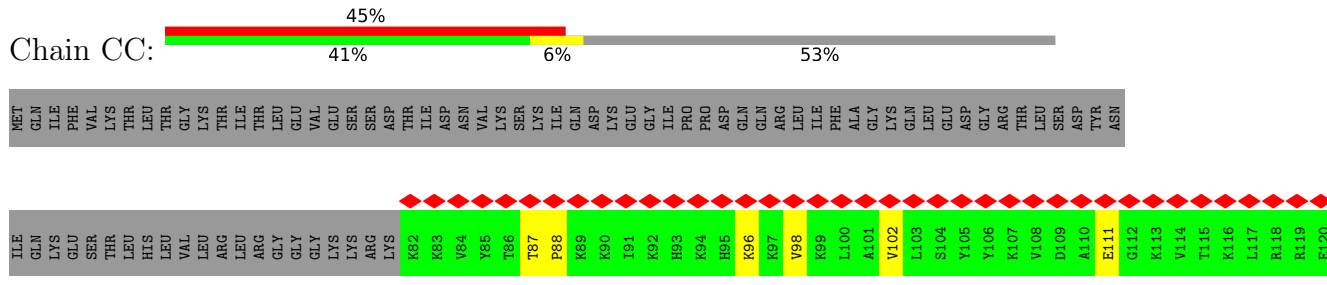
• Molecule 79: uS14 (yeast S29)

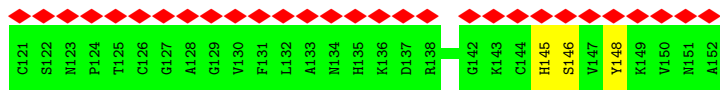


• Molecule 80: eS30 (yeast S30)

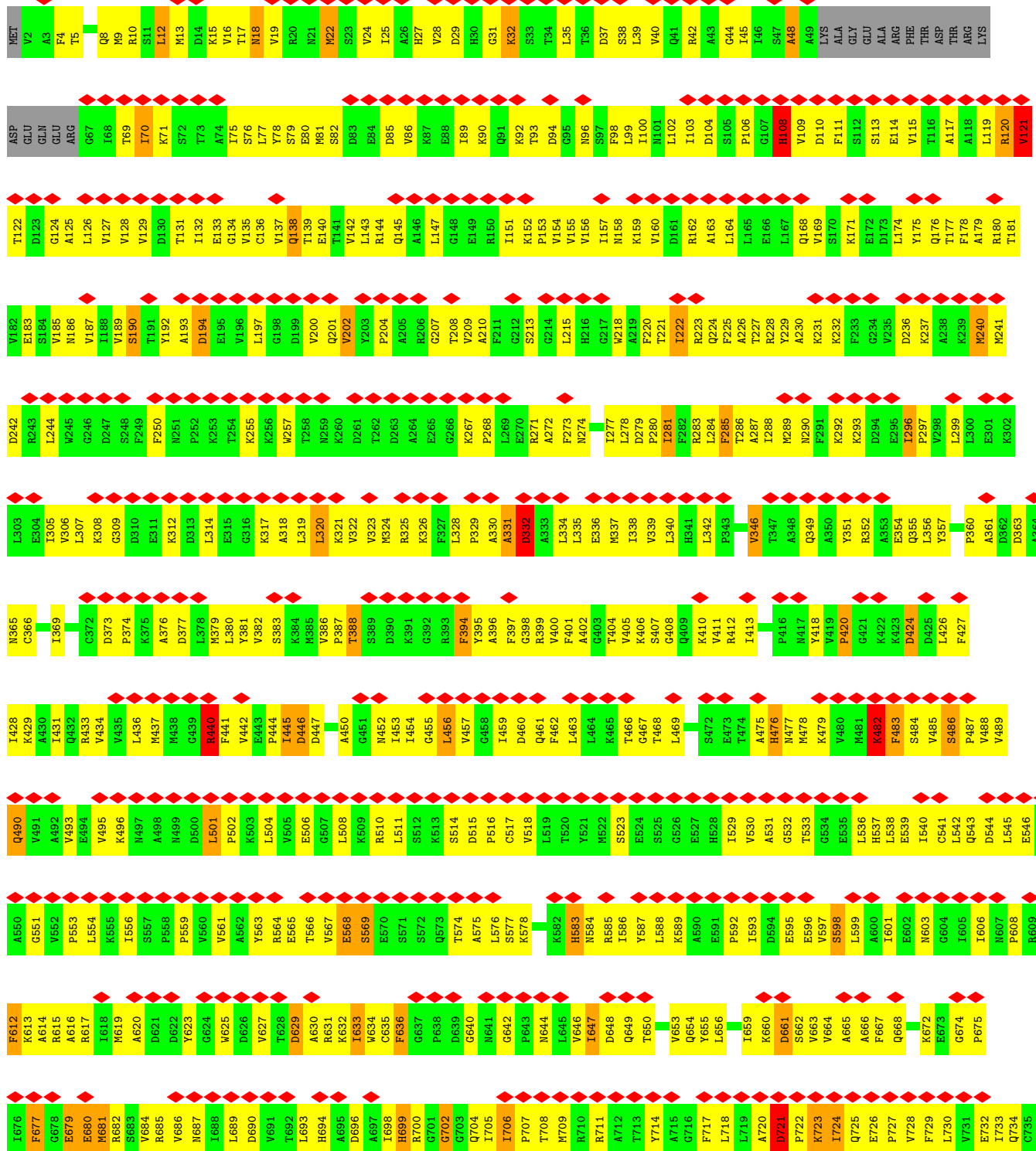


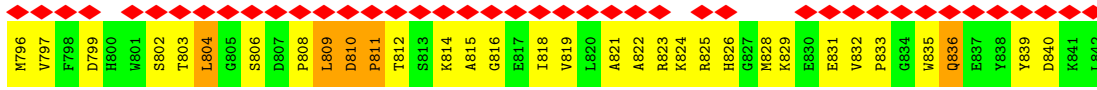
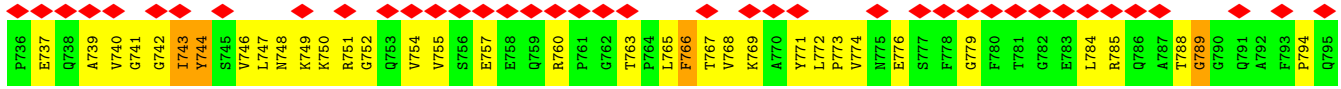
• Molecule 81: eS31 (yeast S31)



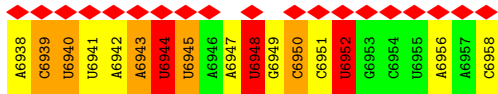
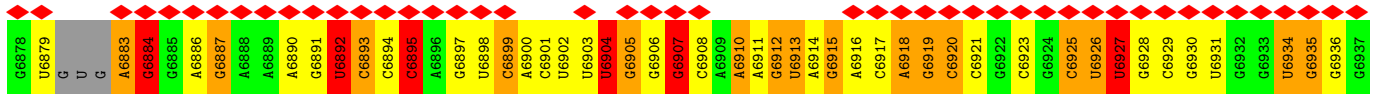
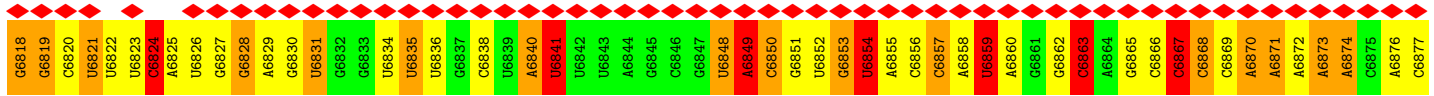
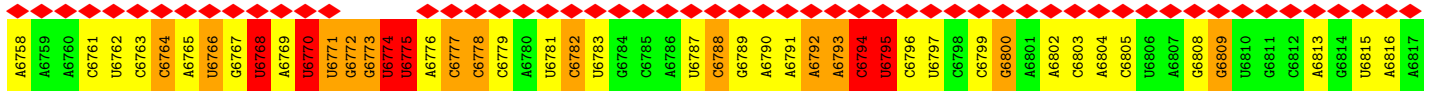
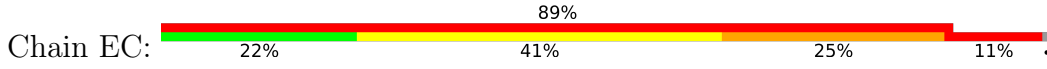


• Molecule 82: yeast eEF2





• Molecule 83: IRES



4 Experimental information

Property	Value	Source
EM reconstruction method	SINGLE PARTICLE	Depositor
Imposed symmetry	POINT, Not provided	
Number of particles used	38054	Depositor
Resolution determination method	FSC 0.143 CUT-OFF	Depositor
CTF correction method	PHASE FLIPPING AND AMPLITUDE CORRECTION	Depositor
Microscope	FEI TITAN KRIOS	Depositor
Voltage (kV)	300	Depositor
Electron dose ($e^-/\text{\AA}^2$)	1.4	Depositor
Minimum defocus (nm)	Not provided	
Maximum defocus (nm)	Not provided	
Magnification	Not provided	
Image detector	GATAN K2 SUMMIT (4k x 4k)	Depositor
Maximum map value	0.055	Depositor
Minimum map value	-0.025	Depositor
Average map value	-0.002	Depositor
Map value standard deviation	0.004	Depositor
Recommended contour level	0.015	Depositor
Map size (Å)	419.84, 419.84, 419.84	wwPDB
Map dimensions	512, 512, 512	wwPDB
Map angles (°)	90.0, 90.0, 90.0	wwPDB
Pixel spacing (Å)	0.82, 0.82, 0.82	Depositor

5 Model quality i

5.1 Standard geometry i

Bond lengths and bond angles in the following residue types are not validated in this section: MG, GDP, SO1, DDE

The Z score for a bond length (or angle) is the number of standard deviations the observed value is removed from the expected value. A bond length (or angle) with $|Z| > 5$ is considered an outlier worth inspection. RMSZ is the root-mean-square of all Z scores of the bond lengths (or angles).

Mol	Chain	Bond lengths		Bond angles	
		RMSZ	# Z >5	RMSZ	# Z >5
1	A	1.15	8/41014 (0.0%)	0.77	15/63809 (0.0%)
2	B	1.62	229/78631 (0.3%)	0.82	50/122552 (0.0%)
3	C	1.60	10/3747 (0.3%)	0.79	0/5832
4	D	1.44	6/2884 (0.2%)	0.77	2/4491 (0.0%)
5	E	1.93	0/1377	0.71	0/1844
6	F	1.35	0/1952	0.67	2/2622 (0.1%)
7	G	1.35	0/3153	0.65	0/4239
8	H	1.45	0/2802	0.70	0/3792
9	I	1.15	0/2426	0.60	0/3271
10	J	1.34	0/1425	0.66	0/1912
11	K	1.49	1/1822 (0.1%)	0.68	0/2451
12	L	1.15	0/1850	0.65	0/2495
13	M	1.27	0/1540	0.65	0/2073
14	N	1.32	0/1754	0.65	1/2350 (0.0%)
15	O	1.03	0/1375	0.57	0/1842
16	P	1.82	0/728	0.73	0/975
17	Q	1.32	0/1568	0.68	0/2106
18	R	1.40	1/1069 (0.1%)	0.67	0/1438
19	S	1.43	0/1758	0.70	0/2354
20	T	1.45	0/1586	0.67	0/2128
21	U	1.46	0/1466	0.70	1/1968 (0.1%)
22	V	1.43	0/1466	0.70	0/1965
23	W	1.13	0/1539	0.65	0/2050
24	X	1.54	0/1482	0.67	0/1990
25	Y	1.47	0/1301	0.64	1/1743 (0.1%)
26	Z	0.99	0/812	0.54	0/1099
27	AA	1.37	0/1019	0.66	1/1369 (0.1%)
28	BA	1.50	0/521	0.66	0/691
29	CA	1.33	0/984	0.65	0/1325
30	DA	1.34	0/1005	0.73	3/1341 (0.2%)
31	EA	1.06	0/1119	0.54	0/1497
32	FA	1.41	0/1205	0.67	0/1612

Mol	Chain	Bond lengths		Bond angles	
		RMSZ	# Z >5	RMSZ	# Z >5
33	GA	1.28	0/474	0.68	0/629
34	HA	1.02	0/751	0.60	0/1008
35	IA	1.23	0/904	0.63	0/1213
36	JA	1.47	0/1041	0.67	1/1394 (0.1%)
37	KA	1.56	0/869	0.70	0/1168
38	LA	1.22	0/891	0.65	0/1191
39	MA	1.22	0/979	0.64	0/1301
40	NA	1.17	0/779	0.63	0/1034
41	OA	1.53	0/697	0.70	1/923 (0.1%)
42	PA	1.06	0/619	0.61	0/826
43	QA	1.38	0/444	0.77	0/588
44	RA	1.31	0/424	0.66	0/562
45	SA	1.57	0/235	0.71	0/300
46	TA	1.30	0/861	0.70	0/1136
47	UA	1.30	0/702	0.65	0/934
48	VA	1.78	0/1498	0.83	3/2025 (0.1%)
49	WA	0.92	0/2498	0.56	0/3398
50	XA	0.78	0/1653	0.58	0/2261
51	YA	1.13	0/855	0.51	0/1067
52	ZA	0.91	0/1665	0.59	0/2263
53	AB	0.97	0/1759	0.56	0/2368
54	BB	0.89	0/2110	0.59	0/2839
55	CB	0.85	0/1630	0.56	0/2202
56	DB	0.89	0/1844	0.57	0/2464
57	EB	0.92	0/1506	0.58	0/2028
58	FB	1.07	0/1515	0.61	0/2021
59	GB	0.84	0/1519	0.59	0/2035
60	HB	1.03	0/837	0.57	0/1131
61	IB	1.16	0/1273	0.62	0/1712
62	JB	1.06	0/495	0.56	0/617
63	KB	1.01	0/1216	0.59	0/1638
64	LB	1.02	0/507	0.53	0/632
65	MB	1.03	0/996	0.60	0/1335
66	NB	0.94	0/1126	0.55	0/1510
67	OB	1.04	2/844 (0.2%)	0.90	4/1120 (0.4%)
68	PB	0.93	0/1212	0.59	2/1628 (0.1%)
69	QB	0.89	0/1131	0.58	0/1517
70	RB	0.97	0/866	0.56	0/1169
71	SB	0.85	0/694	0.55	0/935
72	TB	0.95	0/1039	0.62	2/1395 (0.1%)
73	UB	1.12	0/1140	0.62	0/1518
74	VB	0.89	0/1088	0.54	0/1449
75	WB	0.87	0/571	0.57	0/768

Mol	Chain	Bond lengths		Bond angles	
		RMSZ	# Z >5	RMSZ	# Z >5
76	XB	1.09	0/387	0.62	0/482
77	YB	0.87	0/621	0.55	0/838
78	ZB	0.85	0/500	0.56	0/670
79	AC	1.09	0/454	0.57	0/602
80	BC	0.96	0/483	0.59	0/643
81	CC	0.97	0/283	0.59	0/352
82	DC	1.63	0/6521	0.69	1/8830 (0.0%)
83	EC	2.33	88/4608 (1.9%)	0.94	11/7166 (0.2%)
All	All	1.41	345/227994 (0.2%)	0.75	101/334061 (0.0%)

Chiral center outliers are detected by calculating the chiral volume of a chiral center and verifying if the center is modelled as a planar moiety or with the opposite hand. A planarity outlier is detected by checking planarity of atoms in a peptide group, atoms in a mainchain group or atoms of a sidechain that are expected to be planar.

Mol	Chain	#Chirality outliers	#Planarity outliers
1	A	0	14
2	B	0	72
3	C	0	6
4	D	0	2
50	XA	0	1
83	EC	0	5
All	All	0	100

All (345) bond length outliers are listed below:

Mol	Chain	Res	Type	Atoms	Z	Observed(Å)	Ideal(Å)
1	A	627	C	O3'-P	-14.02	1.44	1.61
2	B	1285	G	O3'-P	-9.98	1.49	1.61
2	B	3318	G	O3'-P	8.71	1.71	1.61
2	B	493	G	P-OP2	-8.52	1.34	1.49
67	OB	91	LEU	C-O	8.41	1.39	1.23
83	EC	6925	C	N1-C2	8.09	1.48	1.40
83	EC	6893	C	N1-C2	8.09	1.48	1.40
83	EC	6797	U	N1-C2	7.60	1.45	1.38
83	EC	6913	U	N1-C2	7.35	1.45	1.38
83	EC	6795	U	N1-C2	7.34	1.45	1.38
83	EC	6921	C	N1-C2	7.14	1.47	1.40
1	A	1	U	OP3-P	-6.87	1.52	1.61
4	D	1	G	OP3-P	-6.86	1.52	1.61
83	EC	6848	U	N1-C2	6.86	1.44	1.38
83	EC	6758	A	P-O5'	6.81	1.66	1.59

Continued on next page...

Continued from previous page...

Mol	Chain	Res	Type	Atoms	Z	Observed(Å)	Ideal(Å)
2	B	1888	U	N1-C2	6.79	1.44	1.38
83	EC	6803	C	N1-C2	6.76	1.47	1.40
83	EC	6867	C	N1-C2	6.76	1.47	1.40
2	B	2347	U	N1-C2	6.66	1.44	1.38
83	EC	6869	C	N1-C2	6.65	1.46	1.40
2	B	503	C	N1-C2	6.62	1.46	1.40
83	EC	6763	C	N1-C2	6.56	1.46	1.40
3	C	1	A	OP3-P	-6.51	1.53	1.61
83	EC	6779	C	N1-C2	6.50	1.46	1.40
83	EC	6934	U	N1-C2	6.49	1.44	1.38
83	EC	6951	C	N1-C2	6.47	1.46	1.40
83	EC	6796	C	N1-C2	6.46	1.46	1.40
2	B	2306	C	N1-C2	6.42	1.46	1.40
2	B	292	U	N1-C2	6.41	1.44	1.38
83	EC	6782	C	N1-C2	6.36	1.46	1.40
2	B	496	C	O3'-P	-6.35	1.53	1.61
2	B	2506	U	N1-C2	6.31	1.44	1.38
83	EC	6901	C	N1-C2	6.29	1.46	1.40
2	B	280	U	N1-C2	6.28	1.44	1.38
83	EC	6770	U	N1-C2	6.28	1.44	1.38
83	EC	6783	U	N1-C2	6.28	1.44	1.38
83	EC	6892	U	N1-C2	6.28	1.44	1.38
2	B	2861	U	N1-C2	6.26	1.44	1.38
2	B	1890	U	N1-C2	6.23	1.44	1.38
2	B	865	U	N1-C2	6.22	1.44	1.38
2	B	2416	U	N1-C2	6.19	1.44	1.38
83	EC	6948	U	N1-C2	6.19	1.44	1.38
83	EC	6871	A	C5-C6	6.14	1.46	1.41
83	EC	6950	C	N1-C2	6.12	1.46	1.40
83	EC	6857	C	N1-C2	6.12	1.46	1.40
2	B	28	C	N1-C2	6.11	1.46	1.40
2	B	2955	U	N1-C2	6.11	1.44	1.38
2	B	2434	U	N1-C2	6.08	1.44	1.38
2	B	2889	C	N1-C2	6.08	1.46	1.40
83	EC	6899	C	N1-C2	6.07	1.46	1.40
83	EC	6931	U	N1-C2	6.07	1.44	1.38
2	B	3272	C	N1-C2	6.07	1.46	1.40
83	EC	6920	C	N1-C2	6.06	1.46	1.40
18	R	99	TRP	CB-CG	6.04	1.61	1.50
83	EC	6831	U	N1-C2	6.04	1.44	1.38
2	B	1134	G	C5-C6	6.03	1.48	1.42
2	B	2359	C	N1-C2	6.02	1.46	1.40

Continued on next page...

Continued from previous page...

Mol	Chain	Res	Type	Atoms	Z	Observed(Å)	Ideal(Å)
2	B	2141	U	N1-C2	6.01	1.44	1.38
2	B	2303	A	C5-C6	6.01	1.46	1.41
2	B	2992	U	N1-C2	6.01	1.44	1.38
83	EC	6854	U	N1-C2	5.99	1.44	1.38
2	B	2726	C	N1-C2	5.98	1.46	1.40
2	B	200	C	N1-C2	5.95	1.46	1.40
3	C	139	U	N1-C2	5.93	1.43	1.38
2	B	2162	U	N1-C2	5.92	1.43	1.38
1	A	1772	C	N1-C2	5.92	1.46	1.40
2	B	2504	U	N1-C2	5.91	1.43	1.38
2	B	889	U	N1-C2	5.88	1.43	1.38
83	EC	6838	C	N1-C2	5.88	1.46	1.40
2	B	822	G	C5-C6	5.88	1.48	1.42
2	B	1425	U	N1-C2	5.86	1.43	1.38
2	B	410	U	N1-C2	5.86	1.43	1.38
2	B	2298	U	N1-C2	5.86	1.43	1.38
2	B	675	C	N1-C2	5.85	1.46	1.40
83	EC	6771	U	N1-C2	5.84	1.43	1.38
2	B	1137	C	N1-C2	5.83	1.46	1.40
83	EC	6945	U	N1-C2	5.83	1.43	1.38
3	C	4	C	N1-C2	5.82	1.46	1.40
2	B	961	C	N1-C2	5.82	1.46	1.40
2	B	2906	C	N1-C2	5.82	1.46	1.40
83	EC	6941	U	N1-C2	5.82	1.43	1.38
2	B	354	U	N1-C2	5.80	1.43	1.38
2	B	340	C	N1-C2	5.80	1.46	1.40
83	EC	6853	G	C5-C6	5.79	1.48	1.42
2	B	3181	C	N1-C2	5.79	1.46	1.40
83	EC	6907	G	C5-C6	5.78	1.48	1.42
2	B	2985	C	N1-C2	5.76	1.46	1.40
83	EC	6897	G	C5-C6	5.76	1.48	1.42
2	B	1342	C	N1-C2	5.75	1.46	1.40
2	B	2416	U	N1-C6	5.75	1.43	1.38
83	EC	6758	A	OP3-P	-5.74	1.54	1.61
83	EC	6762	U	N1-C2	5.74	1.43	1.38
2	B	2137	U	N1-C2	5.73	1.43	1.38
2	B	87	U	N1-C2	5.72	1.43	1.38
2	B	2617	U	N1-C2	5.72	1.43	1.38
2	B	343	U	N1-C2	5.72	1.43	1.38
83	EC	6774	U	N1-C2	5.71	1.43	1.38
2	B	3099	C	N1-C2	5.71	1.45	1.40
2	B	2392	C	N1-C2	5.71	1.45	1.40

Continued on next page...

Continued from previous page...

Mol	Chain	Res	Type	Atoms	Z	Observed(Å)	Ideal(Å)
2	B	1052	U	N1-C2	5.70	1.43	1.38
2	B	3144	G	C5-C6	5.70	1.48	1.42
2	B	1310	G	C5-C6	5.69	1.48	1.42
2	B	427	C	N1-C2	5.69	1.45	1.40
67	OB	90	ALA	C-O	5.69	1.34	1.23
2	B	612	U	N1-C2	5.69	1.43	1.38
83	EC	6821	U	N1-C2	5.69	1.43	1.38
83	EC	6764	C	N1-C2	5.68	1.45	1.40
83	EC	6926	U	N1-C2	5.67	1.43	1.38
2	B	21	G	C5-C6	5.66	1.48	1.42
83	EC	6923	C	N1-C2	5.66	1.45	1.40
2	B	2920	U	N1-C2	5.65	1.43	1.38
2	B	3007	U	N1-C2	5.64	1.43	1.38
2	B	3143	C	N1-C2	5.64	1.45	1.40
83	EC	6766	U	N1-C2	5.64	1.43	1.38
83	EC	6775	U	N1-C2	5.64	1.43	1.38
2	B	29	C	N1-C2	5.63	1.45	1.40
83	EC	6898	U	N1-C2	5.63	1.43	1.38
2	B	2891	U	N1-C2	5.62	1.43	1.38
2	B	288	C	N1-C2	5.62	1.45	1.40
2	B	2942	C	N1-C2	5.60	1.45	1.40
83	EC	6940	U	N1-C2	5.59	1.43	1.38
2	B	665	A	C5-C6	5.59	1.46	1.41
2	B	1659	U	N1-C2	5.58	1.43	1.38
2	B	1385	C	N1-C2	5.58	1.45	1.40
2	B	2501	U	N1-C2	5.58	1.43	1.38
83	EC	6866	C	N1-C2	5.57	1.45	1.40
83	EC	6944	U	N1-C2	5.57	1.43	1.38
2	B	633	C	N1-C2	5.57	1.45	1.40
2	B	1836	C	N1-C2	5.56	1.45	1.40
2	B	36	C	N1-C2	5.55	1.45	1.40
3	C	6	U	N1-C2	5.55	1.43	1.38
2	B	1125	U	N1-C2	5.55	1.43	1.38
83	EC	6761	C	N1-C2	5.54	1.45	1.40
2	B	886	C	N1-C2	5.54	1.45	1.40
2	B	3058	U	N1-C2	5.53	1.43	1.38
2	B	2908	G	C5-C6	5.53	1.47	1.42
2	B	3306	U	N1-C2	5.53	1.43	1.38
3	C	100	U	N1-C2	5.52	1.43	1.38
2	B	2189	U	N1-C2	5.51	1.43	1.38
83	EC	6834	U	N1-C2	5.50	1.43	1.38
2	B	794	U	N1-C2	5.50	1.43	1.38

Continued on next page...

Continued from previous page...

Mol	Chain	Res	Type	Atoms	Z	Observed(Å)	Ideal(Å)
3	C	27	U	N1-C2	5.50	1.43	1.38
2	B	2127	U	N1-C2	5.50	1.43	1.38
2	B	1470	U	N1-C2	5.47	1.43	1.38
83	EC	6768	U	N1-C2	5.47	1.43	1.38
83	EC	6874	A	C5-C6	5.47	1.46	1.41
83	EC	6792	A	C5-C6	5.46	1.46	1.41
83	EC	6778	C	N1-C2	5.46	1.45	1.40
2	B	1331	U	N1-C2	5.46	1.43	1.38
4	D	94	C	N1-C2	5.45	1.45	1.40
3	C	21	C	N1-C2	5.44	1.45	1.40
2	B	2146	C	N1-C2	5.44	1.45	1.40
83	EC	6797	U	N1-C6	5.44	1.42	1.38
2	B	1341	U	N1-C2	5.44	1.43	1.38
2	B	897	U	N1-C2	5.43	1.43	1.38
2	B	2633	U	N1-C2	5.43	1.43	1.38
2	B	667	C	N1-C2	5.42	1.45	1.40
2	B	626	U	N1-C2	5.41	1.43	1.38
2	B	873	C	N1-C2	5.41	1.45	1.40
2	B	834	U	N1-C2	5.41	1.43	1.38
2	B	966	U	N1-C2	5.40	1.43	1.38
2	B	927	C	N1-C2	5.40	1.45	1.40
2	B	898	U	N1-C2	5.40	1.43	1.38
83	EC	6826	U	N1-C2	5.40	1.43	1.38
2	B	655	C	N1-C2	5.39	1.45	1.40
2	B	3145	C	N1-C2	5.39	1.45	1.40
2	B	1384	U	N1-C2	5.39	1.43	1.38
2	B	78	U	N1-C2	5.38	1.43	1.38
2	B	2344	U	N1-C2	5.38	1.43	1.38
3	C	26	U	N1-C2	5.38	1.43	1.38
2	B	868	C	N1-C2	5.38	1.45	1.40
2	B	1479	U	N1-C2	5.37	1.43	1.38
2	B	190	U	N1-C2	5.37	1.43	1.38
2	B	2379	U	N1-C2	5.36	1.43	1.38
2	B	21	G	N9-C4	5.36	1.42	1.38
2	B	2282	U	N1-C2	5.36	1.43	1.38
2	B	938	C	N1-C2	5.35	1.45	1.40
4	D	96	U	N1-C2	5.35	1.43	1.38
2	B	2621	G	C5-C6	5.35	1.47	1.42
2	B	796	U	N1-C2	5.35	1.43	1.38
2	B	2408	U	N1-C2	5.35	1.43	1.38
2	B	291	C	N1-C2	5.34	1.45	1.40
2	B	2318	U	N1-C2	5.33	1.43	1.38

Continued on next page...

Continued from previous page...

Mol	Chain	Res	Type	Atoms	Z	Observed(Å)	Ideal(Å)
2	B	1440	G	C5-C6	5.32	1.47	1.42
2	B	2804	A	C5-C6	5.32	1.45	1.41
83	EC	6870	A	C5-C6	5.32	1.45	1.41
2	B	3133	C	N1-C2	5.32	1.45	1.40
2	B	2133	U	N1-C2	5.32	1.43	1.38
2	B	1871	U	N1-C2	5.31	1.43	1.38
2	B	2118	C	N1-C2	5.31	1.45	1.40
2	B	1907	C	N1-C2	5.31	1.45	1.40
2	B	885	U	N1-C2	5.30	1.43	1.38
2	B	2471	U	N1-C2	5.30	1.43	1.38
2	B	2905	U	N1-C2	5.30	1.43	1.38
2	B	2829	U	N1-C2	5.30	1.43	1.38
2	B	627	U	N1-C2	5.30	1.43	1.38
2	B	789	A	C5-C6	5.29	1.45	1.41
2	B	871	U	N1-C2	5.29	1.43	1.38
83	EC	6877	C	N1-C2	5.29	1.45	1.40
2	B	2875	U	N1-C2	5.29	1.43	1.38
2	B	958	C	N1-C2	5.29	1.45	1.40
83	EC	6820	C	N1-C2	5.29	1.45	1.40
3	C	1	A	P-O5'	5.28	1.65	1.59
83	EC	6851	G	C5-C6	5.28	1.47	1.42
2	B	795	G	C5-C6	5.28	1.47	1.42
2	B	1049	C	N1-C2	5.28	1.45	1.40
2	B	1198	C	N1-C2	5.27	1.45	1.40
2	B	1185	C	N1-C2	5.27	1.45	1.40
2	B	2866	U	N1-C2	5.27	1.43	1.38
2	B	793	C	N1-C2	5.27	1.45	1.40
83	EC	6781	U	N1-C2	5.27	1.43	1.38
83	EC	6863	C	N1-C2	5.27	1.45	1.40
2	B	859	G	C5-C6	5.27	1.47	1.42
83	EC	6824	C	N1-C2	5.27	1.45	1.40
2	B	2415	C	N1-C2	5.26	1.45	1.40
2	B	681	U	N1-C2	5.25	1.43	1.38
1	A	1653	C	N1-C2	5.25	1.45	1.40
2	B	279	U	N1-C2	5.25	1.43	1.38
83	EC	6912	G	C5-C6	5.25	1.47	1.42
2	B	1372	C	N1-C2	5.25	1.45	1.40
2	B	321	C	N1-C2	5.25	1.45	1.40
2	B	874	U	N1-C2	5.24	1.43	1.38
2	B	2427	U	N1-C2	5.24	1.43	1.38
2	B	2517	U	N1-C2	5.24	1.43	1.38
83	EC	6849	A	C5-C6	5.24	1.45	1.41

Continued on next page...

Continued from previous page...

Mol	Chain	Res	Type	Atoms	Z	Observed(Å)	Ideal(Å)
2	B	2290	C	N1-C2	5.24	1.45	1.40
2	B	2846	U	N1-C2	5.24	1.43	1.38
83	EC	6789	G	C5-C6	5.24	1.47	1.42
83	EC	6929	C	N1-C2	5.23	1.45	1.40
2	B	3211	C	N1-C2	5.23	1.45	1.40
4	D	98	C	N1-C2	5.22	1.45	1.40
2	B	1442	U	N1-C2	5.22	1.43	1.38
2	B	2176	U	N1-C2	5.22	1.43	1.38
2	B	2795	U	N1-C2	5.22	1.43	1.38
4	D	93	C	N1-C2	5.22	1.45	1.40
2	B	1333	C	N1-C2	5.22	1.45	1.40
2	B	2184	U	N1-C2	5.22	1.43	1.38
2	B	2764	C	N1-C2	5.22	1.45	1.40
2	B	863	C	N1-C2	5.21	1.45	1.40
2	B	2163	C	N1-C2	5.21	1.45	1.40
2	B	652	G	C5-C6	5.21	1.47	1.42
2	B	1424	C	N1-C2	5.21	1.45	1.40
83	EC	6836	U	N1-C2	5.21	1.43	1.38
2	B	691	A	C5-C6	5.20	1.45	1.41
83	EC	6834	U	N1-C6	5.20	1.42	1.38
83	EC	6860	A	C5-C6	5.20	1.45	1.41
2	B	1164	G	C5-C6	5.20	1.47	1.42
2	B	2442	G	C5-C6	5.20	1.47	1.42
2	B	2136	C	N1-C2	5.20	1.45	1.40
2	B	2550	U	N1-C2	5.19	1.43	1.38
2	B	366	A	C5-C6	5.18	1.45	1.41
2	B	2444	C	N1-C2	5.18	1.45	1.40
2	B	2899	C	N1-C2	5.18	1.45	1.40
2	B	276	U	N1-C2	5.17	1.43	1.38
2	B	1548	C	N1-C2	5.17	1.45	1.40
2	B	2735	U	N1-C2	5.17	1.43	1.38
83	EC	6850	C	N1-C2	5.17	1.45	1.40
2	B	2722	U	N1-C2	5.17	1.43	1.38
2	B	995	U	N1-C2	5.16	1.43	1.38
2	B	2701	U	N1-C2	5.16	1.43	1.38
2	B	2437	G	C5-C6	5.16	1.47	1.42
2	B	2195	C	N1-C2	5.16	1.45	1.40
2	B	2641	U	N1-C2	5.16	1.43	1.38
83	EC	6828	G	C5-C6	5.15	1.47	1.42
2	B	1188	U	N1-C2	5.15	1.43	1.38
2	B	717	C	N1-C2	5.15	1.45	1.40
2	B	1168	U	N1-C2	5.15	1.43	1.38

Continued on next page...

Continued from previous page...

Mol	Chain	Res	Type	Atoms	Z	Observed(Å)	Ideal(Å)
2	B	2292	U	N1-C2	5.15	1.43	1.38
2	B	2507	C	N1-C2	5.14	1.45	1.40
83	EC	6773	G	C5-C6	5.14	1.47	1.42
2	B	2514	U	N1-C2	5.14	1.43	1.38
2	B	2707	C	N1-C2	5.13	1.45	1.40
83	EC	6895	C	N1-C2	5.13	1.45	1.40
2	B	969	C	N1-C2	5.13	1.45	1.40
2	B	328	U	N1-C2	5.13	1.43	1.38
2	B	1877	U	N1-C2	5.13	1.43	1.38
2	B	2646	C	N1-C2	5.13	1.45	1.40
83	EC	6827	G	C5-C6	5.13	1.47	1.42
83	EC	6904	U	N1-C2	5.12	1.43	1.38
2	B	577	C	N1-C2	5.12	1.45	1.40
2	B	673	U	N1-C2	5.12	1.43	1.38
2	B	1382	G	C5-C6	5.12	1.47	1.42
2	B	2294	U	N1-C2	5.11	1.43	1.38
2	B	1505	C	N1-C2	5.11	1.45	1.40
2	B	2289	U	N1-C2	5.11	1.43	1.38
2	B	1438	U	N1-C2	5.11	1.43	1.38
3	C	47	C	N1-C2	5.11	1.45	1.40
83	EC	6868	C	N1-C2	5.11	1.45	1.40
2	B	2756	C	N1-C2	5.10	1.45	1.40
4	D	1	G	P-O5'	5.10	1.64	1.59
2	B	1427	U	N1-C2	5.10	1.43	1.38
2	B	694	C	N1-C2	5.10	1.45	1.40
2	B	2737	C	N1-C2	5.10	1.45	1.40
2	B	1388	U	N1-C2	5.10	1.43	1.38
2	B	2654	C	N1-C2	5.10	1.45	1.40
2	B	695	C	N1-C2	5.09	1.45	1.40
2	B	1402	C	N1-C2	5.09	1.45	1.40
2	B	3192	U	N1-C2	5.09	1.43	1.38
2	B	362	U	N1-C2	5.09	1.43	1.38
2	B	939	U	N1-C2	5.09	1.43	1.38
2	B	2849	C	N1-C2	5.08	1.45	1.40
2	B	573	C	N1-C2	5.08	1.45	1.40
83	EC	6856	C	N1-C2	5.08	1.45	1.40
2	B	3265	C	N1-C2	5.08	1.45	1.40
2	B	413	U	N1-C2	5.07	1.43	1.38
2	B	1050	U	N1-C2	5.07	1.43	1.38
2	B	1866	C	N1-C2	5.07	1.45	1.40
83	EC	6884	G	C5-C6	5.07	1.47	1.42
2	B	586	C	N1-C2	5.07	1.45	1.40

Continued on next page...

Continued from previous page...

Mol	Chain	Res	Type	Atoms	Z	Observed(Å)	Ideal(Å)
2	B	2952	G	C5-C6	5.07	1.47	1.42
1	A	1733	C	N1-C2	5.06	1.45	1.40
2	B	1058	U	N1-C2	5.06	1.43	1.38
2	B	2928	C	N1-C2	5.06	1.45	1.40
83	EC	6905	G	N9-C4	5.06	1.42	1.38
83	EC	6952	U	N1-C2	5.06	1.43	1.38
2	B	956	U	N1-C2	5.05	1.43	1.38
2	B	2625	C	N1-C2	5.05	1.45	1.40
2	B	829	U	N1-C2	5.05	1.43	1.38
11	K	96	PRO	CA-C	5.05	1.62	1.52
2	B	275	U	N1-C2	5.05	1.43	1.38
2	B	1876	U	N1-C2	5.05	1.43	1.38
2	B	3084	C	N1-C2	5.05	1.45	1.40
2	B	1855	U	N1-C2	5.04	1.43	1.38
2	B	1430	U	N1-C2	5.04	1.43	1.38
2	B	2822	U	N1-C2	5.04	1.43	1.38
2	B	2989	U	N1-C2	5.04	1.43	1.38
83	EC	6794	C	N1-C2	5.04	1.45	1.40
2	B	2302	G	C5-C6	5.03	1.47	1.42
1	A	1	U	P-O5'	5.03	1.64	1.59
2	B	2810	C	N1-C2	5.03	1.45	1.40
1	A	1758	U	N1-C2	5.02	1.43	1.38
2	B	1124	U	N1-C2	5.02	1.43	1.38
2	B	1549	U	N1-C2	5.02	1.43	1.38
2	B	606	C	N1-C2	5.02	1.45	1.40
83	EC	6948	U	N1-C6	5.02	1.42	1.38
2	B	1041	U	N1-C2	5.01	1.43	1.38
2	B	1336	U	N1-C2	5.01	1.43	1.38
83	EC	6859	U	N1-C2	5.01	1.43	1.38
1	A	1596	C	N1-C2	5.01	1.45	1.40
2	B	943	U	N1-C2	5.01	1.43	1.38
2	B	2336	U	N1-C2	5.01	1.43	1.38
83	EC	6830	G	C5-C6	5.01	1.47	1.42
2	B	2297	U	N1-C2	5.01	1.43	1.38
83	EC	6934	U	N1-C6	5.00	1.42	1.38
2	B	2037	G	P-O5'	5.00	1.64	1.59

All (101) bond angle outliers are listed below:

Mol	Chain	Res	Type	Atoms	Z	Observed(°)	Ideal(°)
2	B	493	G	O5'-P-OP1	-40.69	61.87	110.70
2	B	493	G	O5'-P-OP2	19.84	134.51	110.70

Continued on next page...

Continued from previous page...

Mol	Chain	Res	Type	Atoms	Z	Observed(°)	Ideal(°)
2	B	487	U	P-O3'-C3'	16.13	139.06	119.70
1	A	627	C	O3'-P-O5'	9.79	122.59	104.00
67	OB	93	LEU	C-N-CA	-8.61	100.19	121.70
6	F	102	LEU	CA-CB-CG	8.34	134.48	115.30
2	B	2434	U	N1-C1'-C2'	8.09	124.52	114.00
83	EC	6919	G	N9-C1'-C2'	7.73	124.05	114.00
2	B	1144	U	N1-C1'-C2'	7.51	123.77	114.00
83	EC	6893	C	N1-C1'-C2'	7.20	123.36	114.00
2	B	850	U	N1-C1'-C2'	7.04	123.16	114.00
41	OA	18	LEU	CA-CB-CG	6.96	131.32	115.30
67	OB	91	LEU	CA-C-N	-6.94	101.94	117.20
2	B	1657	C	N1-C1'-C2'	6.69	122.69	114.00
2	B	2375	G	N9-C1'-C2'	6.51	122.47	114.00
2	B	906	A	N9-C1'-C2'	6.46	122.39	114.00
1	A	1339	C	N1-C1'-C2'	6.44	122.38	114.00
68	PB	3	LEU	CA-CB-CG	6.42	130.06	115.30
2	B	2502	A	N9-C1'-C2'	6.35	122.26	114.00
2	B	201	A	N9-C1'-C2'	6.32	122.21	114.00
2	B	2323	G	N9-C1'-C2'	6.30	122.19	114.00
2	B	1285	G	OP1-P-O3'	6.29	119.05	105.20
1	A	610	G	N9-C1'-C2'	6.28	122.16	114.00
2	B	1285	G	P-O3'-C3'	-6.19	112.27	119.70
67	OB	93	LEU	N-CA-C	6.18	127.69	111.00
25	Y	89	LEU	CA-CB-CG	6.16	129.46	115.30
2	B	3317	U	C2'-C3'-O3'	6.13	123.52	113.70
30	DA	30	LEU	CA-CB-CG	6.13	129.40	115.30
2	B	764	U	N1-C1'-C2'	6.11	121.95	114.00
83	EC	6871	A	N9-C1'-C2'	6.10	121.93	114.00
2	B	2306	C	N1-C1'-C2'	6.10	121.93	114.00
2	B	496	C	OP2-P-O3'	6.03	118.47	105.20
2	B	2506	U	N1-C1'-C2'	6.00	121.80	114.00
2	B	2798	C	N1-C1'-C2'	5.94	121.72	114.00
2	B	487	U	O3'-P-O5'	5.93	115.26	104.00
2	B	632	G	N9-C1'-C2'	5.93	121.70	114.00
2	B	1724	U	N1-C1'-C2'	5.90	121.67	114.00
2	B	3218	A	C2'-C3'-O3'	5.89	123.13	113.70
48	VA	15	LEU	CA-CB-CG	5.88	128.81	115.30
1	A	1024	U	N1-C1'-C2'	5.87	121.63	114.00
21	U	41	LEU	CA-CB-CG	5.86	128.78	115.30
1	A	1031	U	N1-C1'-C2'	5.86	121.61	114.00
1	A	73	U	N1-C1'-C2'	5.85	121.61	114.00
2	B	3167	A	N9-C1'-C2'	5.85	121.61	114.00

Continued on next page...

Continued from previous page...

Mol	Chain	Res	Type	Atoms	Z	Observed(°)	Ideal(°)
2	B	400	G	N9-C1'-C2'	5.78	121.52	114.00
1	A	1757	G	N9-C1'-C2'	5.77	121.50	114.00
83	EC	6927	U	N1-C1'-C2'	5.77	121.50	114.00
2	B	1549	U	N1-C1'-C2'	5.72	121.44	114.00
30	DA	76	LEU	CA-CB-CG	5.64	128.28	115.30
2	B	2525	G	C2'-C3'-O3'	5.64	122.72	113.70
2	B	280	U	N1-C1'-C2'	5.57	121.24	114.00
4	D	120	C	N1-C1'-C2'	5.56	121.23	114.00
2	B	640	U	N1-C1'-C2'	5.55	121.22	114.00
2	B	1307	G	C2'-C3'-O3'	5.53	122.54	113.70
27	AA	93	LEU	CA-CB-CG	5.52	128.00	115.30
2	B	3318	G	P-O3'-C3'	5.49	126.28	119.70
83	EC	6939	C	N1-C1'-C2'	5.47	121.11	114.00
2	B	2288	G	N9-C1'-C2'	5.46	121.11	114.00
1	A	1772	C	N1-C1'-C2'	5.44	121.07	114.00
48	VA	77	LEU	CA-CB-CG	5.42	127.77	115.30
36	JA	66	LEU	CA-CB-CG	5.42	127.76	115.30
14	N	206	LEU	CA-CB-CG	5.39	127.69	115.30
30	DA	118	LEU	CA-CB-CG	5.36	127.63	115.30
2	B	922	U	N1-C1'-C2'	5.32	120.92	114.00
82	DC	809	LEU	CA-CB-CG	5.29	127.48	115.30
72	TB	93	LEU	CA-CB-CG	5.28	127.45	115.30
6	F	212	GLY	N-CA-C	5.28	126.29	113.10
1	A	824	G	N9-C1'-C2'	5.28	120.86	114.00
2	B	1134	G	O4'-C1'-N9	5.27	112.42	108.20
4	D	1	G	OP1-P-OP2	-5.27	111.69	119.60
83	EC	6859	U	N1-C1'-C2'	5.26	120.83	114.00
83	EC	6808	G	N9-C1'-C2'	5.24	120.81	114.00
83	EC	6758	A	OP1-P-OP2	-5.24	111.75	119.60
1	A	1600	A	N9-C1'-C2'	5.22	120.78	114.00
67	OB	92	ASP	C-N-CA	-5.21	108.66	121.70
83	EC	6944	U	N1-C1'-C2'	5.21	120.77	114.00
2	B	2763	U	O4'-C1'-N1	5.20	112.36	108.20
2	B	1254	C	N1-C1'-C2'	5.17	120.72	114.00
72	TB	104	LEU	CA-CB-CG	5.15	127.15	115.30
2	B	1843	C	N1-C1'-C2'	5.15	120.69	114.00
2	B	1556	C	N1-C1'-C2'	5.15	120.69	114.00
1	A	554	C	N1-C1'-C2'	5.14	120.68	114.00
48	VA	103	ASN	N-CA-C	5.13	124.85	111.00
83	EC	6913	U	N1-C1'-C2'	5.12	120.65	114.00
68	PB	116	LEU	CA-CB-CG	5.12	127.07	115.30
1	A	418	G	N9-C1'-C2'	5.10	120.64	114.00

Continued on next page...

Continued from previous page...

Mol	Chain	Res	Type	Atoms	Z	Observed(°)	Ideal(°)
83	EC	6883	A	N9-C1'-C2'	5.10	120.63	114.00
2	B	3272	C	N1-C1'-C2'	5.09	120.61	114.00
2	B	854	G	N9-C1'-C2'	5.07	120.59	114.00
2	B	1262	G	N9-C1'-C2'	5.07	120.59	114.00
2	B	3217	C	N1-C1'-C2'	5.07	120.59	114.00
2	B	609	G	N9-C1'-C2'	5.07	120.58	114.00
1	A	453	U	N1-C1'-C2'	5.06	120.58	114.00
2	B	2268	U	N1-C1'-C2'	5.05	120.56	114.00
2	B	648	C	N1-C1'-C2'	5.04	120.56	114.00
1	A	1761	U	N1-C1'-C2'	5.04	120.56	114.00
1	A	190	C	N1-C1'-C2'	5.03	120.53	114.00
2	B	343	U	N1-C1'-C2'	5.03	120.53	114.00
2	B	496	C	P-O3'-C3'	5.03	125.73	119.70
2	B	3	U	OP1-P-OP2	-5.02	112.07	119.60
2	B	2037	G	OP1-P-OP2	-5.01	112.08	119.60

There are no chirality outliers.

All (100) planarity outliers are listed below:

Mol	Chain	Res	Type	Group
1	A	1058	U	Sidechain
1	A	1094	G	Sidechain
1	A	1108	G	Sidechain
1	A	1126	G	Sidechain
1	A	1147	A	Sidechain
1	A	1255	G	Sidechain
1	A	1524	A	Sidechain
1	A	1553	G	Sidechain
1	A	1727	G	Sidechain
1	A	313	U	Sidechain
1	A	324	U	Sidechain
1	A	447	U	Sidechain
1	A	53	G	Sidechain
1	A	568	G	Sidechain
2	B	1128	U	Sidechain
2	B	1143	A	Sidechain
2	B	1144	U	Sidechain
2	B	1159	A	Sidechain
2	B	1163	A	Sidechain
2	B	1194	G	Sidechain
2	B	1218	U	Sidechain
2	B	1258	U	Sidechain

Continued on next page...

Continued from previous page...

Mol	Chain	Res	Type	Group
2	B	1262	G	Sidechain
2	B	1318	A	Sidechain
2	B	1382	G	Sidechain
2	B	1438	U	Sidechain
2	B	1520	G	Sidechain
2	B	1646	G	Sidechain
2	B	1695	U	Sidechain
2	B	1713	G	Sidechain
2	B	1880	U	Sidechain
2	B	1904	C	Sidechain
2	B	1905	G	Sidechain
2	B	1912	U	Sidechain
2	B	1921	A	Sidechain
2	B	1930	A	Sidechain
2	B	1932	A	Sidechain
2	B	2137	U	Sidechain
2	B	2141	U	Sidechain
2	B	217	U	Sidechain
2	B	2192	C	Sidechain
2	B	22	G	Sidechain
2	B	2243	A	Sidechain
2	B	2339	C	Sidechain
2	B	2368	A	Sidechain
2	B	2395	G	Sidechain
2	B	2403	G	Sidechain
2	B	2434	U	Sidechain
2	B	2506	U	Sidechain
2	B	2510	U	Sidechain
2	B	2511	A	Sidechain
2	B	2642	A	Sidechain
2	B	2725	U	Sidechain
2	B	2749	G	Sidechain
2	B	2778	G	Sidechain
2	B	2790	A	Sidechain
2	B	2798	C	Sidechain
2	B	2869	U	Sidechain
2	B	2886	U	Sidechain
2	B	2888	U	Sidechain
2	B	2910	A	Sidechain
2	B	2921	U	Sidechain
2	B	3006	A	Sidechain
2	B	3084	C	Sidechain

Continued on next page...

Continued from previous page...

Mol	Chain	Res	Type	Group
2	B	3140	G	Sidechain
2	B	3151	U	Sidechain
2	B	322	U	Sidechain
2	B	325	A	Sidechain
2	B	3270	U	Sidechain
2	B	3288	G	Sidechain
2	B	406	G	Sidechain
2	B	424	G	Sidechain
2	B	553	U	Sidechain
2	B	563	U	Sidechain
2	B	640	U	Sidechain
2	B	808	A	Sidechain
2	B	833	G	Sidechain
2	B	850	U	Sidechain
2	B	869	G	Sidechain
2	B	889	U	Sidechain
2	B	902	G	Sidechain
2	B	91	G	Sidechain
2	B	932	U	Sidechain
2	B	980	A	Sidechain
2	B	987	U	Sidechain
2	B	998	A	Sidechain
3	C	131	A	Sidechain
3	C	18	U	Sidechain
3	C	39	G	Sidechain
3	C	70	G	Sidechain
3	C	71	A	Sidechain
3	C	87	G	Sidechain
4	D	120	C	Sidechain
4	D	89	G	Sidechain
83	EC	6841	U	Sidechain
83	EC	6859	U	Sidechain
83	EC	6892	U	Sidechain
83	EC	6907	G	Sidechain
83	EC	6930	G	Sidechain
50	XA	167	LYS	Mainchain

5.2 Too-close contacts

In the following table, the Non-H and H(model) columns list the number of non-hydrogen atoms and hydrogen atoms in the chain respectively. The H(added) column lists the number of hydrogen atoms added and optimized by MolProbity. The Clashes column lists the number of clashes within

the asymmetric unit, whereas Symm-Clashes lists symmetry-related clashes.

Mol	Chain	Non-H	H(model)	H(added)	Clashes	Symm-Clashes
1	A	36760	0	18348	1356	0
2	B	70288	0	35262	3569	0
3	C	3354	0	1695	188	0
4	D	2580	0	1304	125	0
5	E	1359	0	1425	98	0
6	F	1918	0	1987	258	0
7	G	3082	0	3165	358	0
8	H	2750	0	2863	326	0
9	I	2376	0	2325	219	0
10	J	1401	0	1501	144	0
11	K	1785	0	1862	193	0
12	L	1818	0	1908	192	0
13	M	1519	0	1587	156	0
14	N	1718	0	1754	166	0
15	O	1354	0	1383	86	0
16	P	723	0	774	98	0
17	Q	1543	0	1608	208	0
18	R	1054	0	1149	157	0
19	S	1721	0	1779	241	0
20	T	1556	0	1659	203	0
21	U	1443	0	1485	146	0
22	V	1442	0	1543	197	0
23	W	1522	0	1617	117	0
24	X	1446	0	1487	196	0
25	Y	1277	0	1323	148	0
26	Z	796	0	812	45	0
27	AA	1004	0	1048	93	0
28	BA	509	0	537	68	0
29	CA	969	0	1036	71	0
30	DA	994	0	1081	114	0
31	EA	1093	0	1155	116	0
32	FA	1174	0	1215	163	0
33	GA	463	0	491	45	0
34	HA	743	0	797	88	0
35	IA	890	0	938	78	0
36	JA	1020	0	1090	117	0
37	KA	851	0	880	95	0
38	LA	881	0	949	103	0
39	MA	970	0	1078	112	0
40	NA	772	0	849	83	0
41	OA	682	0	687	96	0
42	PA	613	0	682	20	0

Continued on next page...

Continued from previous page...

Mol	Chain	Non-H	H(model)	H(added)	Clashes	Symm-Clashes
43	QA	437	0	475	46	0
44	RA	418	0	459	48	0
45	SA	234	0	284	16	0
46	TA	848	0	918	110	0
47	UA	695	0	738	72	0
48	VA	1473	0	1514	177	0
49	WA	2445	0	2401	155	0
50	XA	1612	0	1623	146	0
51	YA	856	0	226	2	0
52	ZA	1635	0	1723	137	0
53	AB	1734	0	1817	122	0
54	BB	2069	0	2154	223	0
55	CB	1610	0	1675	162	0
56	DB	1820	0	1918	118	0
57	EB	1481	0	1572	129	0
58	FB	1490	0	1525	152	0
59	GB	1494	0	1573	121	0
60	HB	817	0	804	61	0
61	IB	1245	0	1314	104	0
62	JB	496	0	141	0	0
63	KB	1193	0	1255	99	0
64	LB	508	0	151	4	0
65	MB	975	0	1017	68	0
66	NB	1106	0	1166	121	0
67	OB	836	0	827	84	0
68	PB	1193	0	1222	80	0
69	QB	1113	0	1124	90	0
70	RB	856	0	917	75	0
71	SB	685	0	672	74	0
72	TB	1022	0	1060	107	0
73	UB	1122	0	1196	123	0
74	VB	1074	0	1132	76	0
75	WB	563	0	603	55	0
76	XB	388	0	96	0	0
77	YB	611	0	633	38	0
78	ZB	498	0	535	48	0
79	AC	444	0	436	30	0
80	BC	475	0	525	27	0
81	CC	284	0	76	0	0
82	DC	6419	0	6493	587	0
83	EC	4129	0	2078	97	0
84	DC	28	0	12	2	0

Continued on next page...

Continued from previous page...

Mol	Chain	Non-H	H(model)	H(added)	Clashes	Symm-Clashes
85	DC	1	0	0	0	0
86	DC	35	0	41	2	0
All	All	212680	0	156239	12389	0

The all-atom clashscore is defined as the number of clashes found per 1000 atoms (including hydrogen atoms). The all-atom clashscore for this structure is 34.

All (12389) close contacts within the same asymmetric unit are listed below, sorted by their clash magnitude.

Atom-1	Atom-2	Interatomic distance (Å)	Clash overlap (Å)
37:KA:67:MET:CE	37:KA:67:MET:SD	2.03	1.47
66:NB:93:HIS:HA	66:NB:97:VAL:HB	1.20	1.19
2:B:1494:U:H4'	2:B:1495:U:H5'	1.24	1.14
2:B:2954:U:H4'	2:B:2955:U:H5'	1.26	1.13
2:B:1719:G:H4'	2:B:1732:U:H4'	1.30	1.11
2:B:2442:G:H2'	2:B:2443:A:H5''	1.32	1.11
2:B:786:A:H5'	22:V:147:ARG:HA	1.28	1.11
2:B:1818:U:H2'	2:B:1819:U:H5''	1.32	1.11
71:SB:34:ILE:HB	71:SB:53:TYR:HB2	1.32	1.11
2:B:1231:A:H5''	2:B:1232:C:H5'	1.33	1.10
19:S:71:ARG:HB3	19:S:92:LEU:HD23	1.30	1.10
2:B:1887:A:H4'	7:G:227:GLU:HA	1.26	1.10
1:A:1227:A:H4'	1:A:1228:G:H5''	1.34	1.09
32:FA:79:TRP:HA	32:FA:82:ILE:HD13	1.33	1.08
2:B:874:U:H5'	2:B:875:G:H5'	1.32	1.08
74:VB:91:LEU:HD22	74:VB:96:LEU:HD22	1.36	1.08
5:E:132:GLY:HA3	83:EC:6818:G:H1'	1.37	1.07
49:WA:41:THR:HG21	49:WA:62:LYS:HG2	1.33	1.07
82:DC:204:PRO:HG3	82:DC:209:VAL:HB	1.26	1.07
40:NA:60:LEU:HD11	40:NA:68:ARG:HD2	1.33	1.07
30:DA:39:LEU:HA	30:DA:42:GLN:HB2	1.34	1.07
82:DC:593:ILE:HG12	82:DC:685:ARG:HB2	1.37	1.06
21:U:71:ALA:HA	21:U:74:LYS:HG3	1.36	1.06
2:B:546:C:H5'	2:B:547:G:H5'	1.36	1.06
1:A:332:U:H5'	58:FB:30:GLY:HA2	1.37	1.06
19:S:115:VAL:HG11	19:S:160:GLU:HB3	1.34	1.06
27:AA:90:GLY:HA3	28:BA:16:GLY:HA2	1.30	1.06
82:DC:632:LYS:HB3	82:DC:648:ASP:HB3	1.37	1.06
38:LA:57:LEU:HD13	38:LA:62:TYR:HA	1.38	1.05
18:R:21:VAL:HG13	18:R:65:LEU:HD23	1.39	1.04
3:C:41:A:H4'	41:OA:59:THR:HG22	1.36	1.04

Continued on next page...

Continued from previous page...

Atom-1	Atom-2	Interatomic distance (Å)	Clash overlap (Å)
10:J:41:ILE:HB	10:J:85:ILE:HB	1.38	1.04
1:A:71:A:H2'	1:A:72:A:H4'	1.40	1.04
6:F:227:ARG:HB2	6:F:239:ALA:HB2	1.35	1.04
1:A:1035:G:H4'	72:TB:2:THR:HG23	1.39	1.04
35:IA:72:ARG:HB3	35:IA:96:VAL:HG21	1.40	1.03
48:VA:5:ARG:HA	48:VA:8:LYS:HD3	1.40	1.03
60:HB:21:VAL:HB	60:HB:66:TYR:HB2	1.40	1.03
2:B:2990:G:H5'	7:G:20:LYS:HB3	1.39	1.03
2:B:1317:A:H4'	20:T:18:ARG:HH22	1.24	1.03
17:Q:105:ASN:HD21	40:NA:17:VAL:HB	1.22	1.03
82:DC:106:PRO:HG3	82:DC:114:GLU:HB2	1.41	1.03
8:H:32:PRO:HD2	22:V:24:VAL:HG21	1.37	1.02
8:H:222:VAL:HG13	8:H:225:VAL:HB	1.40	1.02
2:B:364:G:H5''	8:H:84:ARG:HG2	1.41	1.02
2:B:1235:U:H4'	2:B:1236:G:H5'	1.39	1.02
1:A:478:A:H5'	59:GB:127:VAL:HG21	1.39	1.02
24:X:13:ARG:HA	24:X:56:GLY:HA2	1.39	1.02
1:A:1685:G:H2'	1:A:1686:C:H5''	1.37	1.02
16:P:133:LEU:HA	16:P:137:GLN:HG3	1.42	1.02
17:Q:59:ARG:HA	17:Q:69:VAL:HA	1.36	1.01
63:KB:33:VAL:HG11	63:KB:66:ILE:HG12	1.39	1.01
2:B:1830:G:H22	3:C:114:G:H5'	1.21	1.01
38:LA:58:ARG:HE	38:LA:59:PRO:HD2	1.24	1.01
18:R:55:ARG:HH21	18:R:77:ARG:HA	1.24	1.01
82:DC:154:VAL:HA	82:DC:202:VAL:HG11	1.42	1.01
25:Y:89:LEU:HD11	25:Y:91:LEU:HD12	1.39	1.01
4:D:64:A:H5'	4:D:65:G:H5''	1.41	1.00
14:N:42:THR:HG22	14:N:45:GLU:HG3	1.43	1.00
82:DC:220:PHE:HB3	82:DC:328:LEU:HD13	1.43	1.00
73:UB:51:GLY:HA2	73:UB:77:ILE:HG13	1.42	1.00
2:B:1485:G:H22	2:B:1857:C:H42	1.06	1.00
37:KA:59:VAL:HG23	37:KA:60:ARG:H	1.25	1.00
49:WA:13:LEU:HB2	49:WA:310:ILE:HB	1.42	1.00
18:R:98:SER:HA	18:R:101:LYS:HB2	1.44	0.99
6:F:3:ARG:HG2	6:F:4:VAL:H	1.25	0.99
19:S:58:GLY:HA3	19:S:142:ILE:HD11	1.44	0.99
20:T:35:VAL:HB	20:T:104:VAL:HG13	1.45	0.99
30:DA:60:ARG:HG3	30:DA:103:LYS:HD2	1.38	0.99
82:DC:809:LEU:HD13	82:DC:832:VAL:HB	1.41	0.99
8:H:276:LEU:HD22	8:H:277:PRO:HD2	1.44	0.99
2:B:509:U:H2'	2:B:510:G:H5''	1.43	0.99

Continued on next page...

Continued from previous page...

Atom-1	Atom-2	Interatomic distance (Å)	Clash overlap (Å)
1:A:62:A:H4'	1:A:269:G:H4'	1.43	0.99
2:B:211:A:H5'	2:B:229:G:H1'	1.40	0.99
82:DC:289:MET:HG2	82:DC:320:LEU:HD12	1.45	0.99
2:B:1380:G:H5''	8:H:191:LYS:HB2	1.41	0.99
82:DC:79:SER:HB3	82:DC:98:PHE:HB2	1.44	0.99
2:B:1604:G:H2'	2:B:1605:A:H5''	1.42	0.98
21:U:23:ARG:HA	21:U:143:PRO:HB3	1.44	0.98
22:V:177:GLY:HA2	22:V:184:PHE:HB2	1.45	0.98
82:DC:747:LEU:HD12	82:DC:752:GLY:HA3	1.46	0.98
82:DC:45:ILE:H	82:DC:77:LEU:HA	1.24	0.98
82:DC:164:LEU:HD21	82:DC:174:LEU:HD22	1.42	0.98
82:DC:296:ILE:HB	82:DC:297:PRO:HD3	1.46	0.98
49:WA:18:GLY:HA3	49:WA:38:ARG:HB2	1.45	0.98
1:A:991:G:H4'	1:A:1786:G:H4'	1.44	0.98
82:DC:335:LEU:HA	82:DC:338:ILE:HD12	1.44	0.98
82:DC:445:ILE:HG12	82:DC:446:ASP:H	1.29	0.98
1:A:56:U:H4'	1:A:57:G:H5'	1.44	0.98
2:B:2439:A:H2'	2:B:2440:G:C8	1.98	0.98
11:K:86:VAL:HG22	11:K:136:TYR:HB3	1.46	0.98
82:DC:207:GLY:HA2	82:DC:222:ILE:HD11	1.44	0.98
2:B:1301:A:H4'	2:B:1302:A:H5''	1.45	0.98
2:B:3343:G:H4'	2:B:3362:A:H61	1.26	0.97
65:MB:60:LEU:HA	65:MB:76:VAL:HG21	1.46	0.97
1:A:806:A:H3'	1:A:807:A:H5''	1.45	0.97
2:B:2853:A:H5'	14:N:3:ARG:HH21	1.28	0.97
2:B:3312:U:H5''	7:G:25:ILE:HD12	1.43	0.97
2:B:1138:U:H4'	11:K:97:PRO:HG3	1.45	0.97
43:QA:24:PRO:HB2	43:QA:27:ILE:HD13	1.46	0.97
50:XA:76:ILE:HB	50:XA:123:VAL:HG12	1.47	0.97
82:DC:578:LYS:HB3	82:DC:585:ARG:HG2	1.46	0.97
1:A:1291:G:H1	1:A:1324:G:H22	1.11	0.97
2:B:1694:U:H1'	38:LA:26:PRO:HA	1.45	0.97
5:E:126:PRO:HA	5:E:130:LYS:HD3	1.46	0.97
1:A:866:G:H5''	63:KB:3:ARG:H	1.29	0.97
22:V:30:VAL:HG13	22:V:49:LEU:HD21	1.44	0.97
19:S:35:VAL:HA	19:S:65:ARG:HE	1.30	0.96
52:ZA:41:LEU:HD11	52:ZA:63:VAL:HG12	1.46	0.96
2:B:3191:G:H5''	20:T:176:LYS:HG3	1.45	0.96
2:B:1234:G:H5''	16:P:118:ASP:HB2	1.47	0.96
50:XA:49:ASN:HA	67:OB:109:LEU:HD11	1.47	0.96
8:H:64:SER:HA	8:H:75:PRO:HA	1.48	0.96

Continued on next page...

Continued from previous page...

Atom-1	Atom-2	Interatomic distance (Å)	Clash overlap (Å)
30:DA:27:ARG:HA	30:DA:30:LEU:HB3	1.47	0.96
2:B:995:U:H1'	2:B:2637:A:H5'	1.44	0.96
10:J:55:LEU:HG	10:J:65:ILE:HA	1.44	0.96
2:B:3187:A:H5'	13:M:22:SER:HA	1.48	0.95
17:Q:47:ALA:HB1	17:Q:48:PRO:HD3	1.47	0.95
2:B:181:U:H2'	2:B:182:U:H4'	1.48	0.95
48:VA:61:ARG:HA	48:VA:64:ARG:HB3	1.46	0.95
2:B:790:U:H5''	8:H:112:LYS:HB3	1.48	0.95
24:X:26:ARG:HH12	24:X:28:ARG:HH21	0.96	0.95
24:X:79:VAL:HG12	24:X:123:ILE:HA	1.49	0.95
25:Y:152:ALA:HB1	25:Y:153:PRO:HD2	1.49	0.95
39:MA:86:ARG:HA	39:MA:89:ARG:HH12	1.28	0.95
49:WA:89:LEU:HD21	49:WA:110:VAL:HG11	1.48	0.95
1:A:310:C:H4'	73:UB:33:LEU:HD11	1.46	0.95
2:B:984:G:H2'	11:K:101:LYS:HG3	1.47	0.95
78:ZB:42:ARG:HD2	78:ZB:63:ALA:H	1.30	0.95
82:DC:773:PRO:HG2	82:DC:776:GLU:HB2	1.47	0.95
22:V:122:ILE:HD11	22:V:126:GLN:HB2	1.47	0.94
82:DC:495:VAL:HG13	82:DC:504:LEU:HD22	1.45	0.94
1:A:330:G:H3'	58:FB:172:ARG:HH21	1.33	0.94
1:A:540:G:H4'	1:A:541:A:H2'	1.46	0.94
57:EB:8:ILE:HD13	57:EB:42:GLN:HA	1.47	0.94
2:B:1177:G:H5'	37:KA:18:ARG:HH11	1.30	0.94
2:B:2369:G:H2'	2:B:2370:G:C8	2.01	0.94
82:DC:564:ARG:HB3	82:DC:682:ARG:HB2	1.48	0.94
2:B:2611:U:H2'	2:B:2612:U:C6	2.01	0.94
22:V:179:ARG:HH22	32:FA:56:VAL:HA	1.30	0.94
2:B:3329:U:H5''	7:G:308:MET:HB3	1.49	0.94
13:M:44:THR:HB	13:M:56:ALA:H	1.30	0.94
36:JA:19:ARG:HH11	36:JA:28:VAL:HG13	1.30	0.94
2:B:3243:A:HO2'	2:B:3244:A:H8	1.08	0.94
4:D:75:G:H2'	4:D:76:A:H2'	1.49	0.94
2:B:2693:C:H5''	2:B:2694:A:H5''	1.47	0.94
2:B:2922:G:H2'	2:B:2923:U:H4'	1.47	0.94
2:B:2953:U:H2'	2:B:2954:U:H2'	1.50	0.93
1:A:770:A:H3'	1:A:771:A:H5''	1.50	0.93
2:B:1538:G:H21	2:B:1583:A:H62	1.16	0.93
3:C:94:C:H5''	41:OA:76:ASN:HD21	1.31	0.93
61:IB:56:LYS:HE3	61:IB:57:LYS:HE3	1.48	0.93
63:KB:98:VAL:HB	63:KB:115:LEU:HD23	1.47	0.93
6:F:78:ALA:HB1	6:F:170:ALA:HB3	1.50	0.93

Continued on next page...

Continued from previous page...

Atom-1	Atom-2	Interatomic distance (Å)	Clash overlap (Å)
82:DC:144:ARG:HA	82:DC:147:LEU:HD12	1.48	0.93
2:B:99:A:H5'	19:S:194:GLN:HB2	1.48	0.93
83:EC:6840:A:H2'	83:EC:6841:U:O4'	1.67	0.93
4:D:36:C:H4'	9:I:155:THR:HG23	1.49	0.93
7:G:37:ARG:HA	7:G:186:GLY:HA2	1.49	0.93
52:ZA:237:VAL:HA	71:SB:33:GLN:HE22	1.34	0.93
74:VB:50:ALA:HB1	74:VB:54:ALA:HB3	1.48	0.93
82:DC:10:ARG:HE	82:DC:447:ASP:HB2	1.33	0.93
11:K:224:ILE:HG23	24:X:36:ILE:HG23	1.50	0.93
48:VA:76:LEU:HA	48:VA:189:GLN:HE22	1.30	0.93
58:FB:137:LYS:H	58:FB:137:LYS:HD3	1.33	0.93
2:B:1841:A:H3'	2:B:1842:A:H5''	1.47	0.93
27:AA:80:ARG:HH21	27:AA:95:PHE:HB3	1.33	0.93
50:XA:22:THR:HG22	50:XA:169:SER:HA	1.48	0.93
83:EC:6886:A:H2'	83:EC:6887:G:H5'	1.50	0.93
11:K:75:TYR:HB2	25:Y:141:VAL:HB	1.52	0.92
12:L:84:ARG:H	12:L:84:ARG:HE	1.10	0.92
1:A:1681:A:H1'	56:DB:66:GLY:HA3	1.50	0.92
2:B:382:U:H4'	21:U:100:ALA:HB1	1.50	0.92
2:B:1336:U:H2'	2:B:1337:A:C8	2.05	0.92
2:B:2960:C:H2'	2:B:2961:G:C8	2.04	0.92
17:Q:168:ARG:HH21	17:Q:171:ARG:HB3	1.33	0.92
41:OA:8:PHE:HA	41:OA:11:ARG:HD3	1.48	0.92
2:B:665:A:H5'	19:S:197:LEU:HD21	1.51	0.92
2:B:834:U:H2'	2:B:835:G:H5'	1.52	0.92
2:B:2647:A:H1'	14:N:22:TYR:HD2	1.32	0.92
30:DA:59:VAL:HG13	30:DA:60:ARG:HG2	1.50	0.92
2:B:1059:G:H5''	25:Y:84:TYR:OH	1.68	0.92
9:I:69:ILE:HA	25:Y:31:LEU:HD13	1.48	0.92
36:JA:85:LEU:HA	36:JA:88:HIS:HD2	1.34	0.92
46:TA:67:LYS:HG3	46:TA:87:ARG:HG3	1.47	0.92
54:BB:19:LEU:HD21	54:BB:108:ARG:HD2	1.51	0.92
2:B:29:C:H2'	2:B:30:G:H5''	1.48	0.92
54:BB:206:ASP:HB2	54:BB:222:LEU:HG	1.52	0.92
82:DC:369:ILE:HD11	82:DC:379:MET:HG3	1.48	0.92
50:XA:122:ILE:HG12	50:XA:144:ILE:HB	1.51	0.92
2:B:2424:A:H62	2:B:2605:G:H21	1.15	0.92
59:GB:110:GLN:HE22	59:GB:125:ALA:HB3	1.34	0.92
2:B:316:U:H4'	2:B:317:A:H5'	1.53	0.92
2:B:1494:U:C4'	2:B:1495:U:H5'	1.99	0.92
83:EC:6787:U:H2'	83:EC:6788:C:H4'	1.52	0.92

Continued on next page...

Continued from previous page...

Atom-1	Atom-2	Interatomic distance (Å)	Clash overlap (Å)
2:B:2775:U:H2'	2:B:2776:C:C6	2.04	0.91
49:WA:229:LYS:HA	53:AB:222:VAL:HG11	1.52	0.91
2:B:430:U:H1'	37:KA:90:PRO:HB3	1.51	0.91
54:BB:31:PRO:HB2	54:BB:38:LEU:HD22	1.53	0.91
82:DC:147:LEU:HD13	82:DC:192:TYR:HB2	1.53	0.91
1:A:754:A:H3'	1:A:755:A:H5'	1.52	0.91
1:A:1386:G:H3'	67:OB:44:LYS:HZ1	1.33	0.91
48:VA:30:VAL:HG22	48:VA:31:ASP:H	1.34	0.91
54:BB:89:VAL:HG11	54:BB:119:ALA:HA	1.53	0.91
1:A:845:G:H2'	1:A:846:G:H5''	1.51	0.91
2:B:676:G:H22	22:V:61:PRO:HG3	1.35	0.91
2:B:879:U:H4'	21:U:132:ALA:HB3	1.52	0.91
18:R:120:VAL:HG22	20:T:197:LEU:HD13	1.53	0.91
2:B:428:A:O2'	37:KA:88:ASN:HB2	1.68	0.91
47:UA:51:ALA:HB3	47:UA:54:ILE:HD12	1.50	0.91
13:M:89:LYS:HG2	13:M:145:VAL:HG22	1.51	0.91
17:Q:67:ARG:HB3	32:FA:105:LEU:HG	1.53	0.91
40:NA:60:LEU:HA	40:NA:63:ASN:HD22	1.36	0.91
2:B:2746:A:H5'	9:I:179:ARG:HG2	1.52	0.91
50:XA:184:LEU:HG	71:SB:43:GLY:HA2	1.50	0.91
83:EC:6872:A:H3'	83:EC:6873:A:H5''	1.52	0.91
2:B:2103:U:H5''	23:W:85:ARG:NH1	1.85	0.91
17:Q:170:LEU:HA	17:Q:173:ALA:HB3	1.52	0.91
52:ZA:111:VAL:HG13	52:ZA:139:ILE:HD11	1.52	0.91
63:KB:22:ALA:HB1	63:KB:23:PRO:HA	1.52	0.91
2:B:886:C:H2'	2:B:887:G:C8	2.06	0.90
46:TA:68:VAL:HB	46:TA:85:LEU:HB3	1.50	0.90
55:CB:187:ILE:H	55:CB:187:ILE:HD12	1.34	0.90
2:B:2342:U:H2'	2:B:2343:C:C6	2.07	0.90
2:B:2723:U:H2'	2:B:2724:U:H5'	1.51	0.90
20:T:26:GLN:HB3	20:T:31:GLN:HB3	1.51	0.90
47:UA:24:ARG:O	47:UA:27:LYS:HG2	1.70	0.90
48:VA:33:VAL:HG22	48:VA:34:SER:H	1.36	0.90
2:B:1121:U:H3	2:B:1137:C:H42	1.19	0.90
5:E:120:VAL:HB	5:E:121:PRO:HD3	1.51	0.90
9:I:65:ILE:HG21	9:I:72:ASP:HB3	1.52	0.90
58:FB:85:PRO:HB2	61:IB:12:ALA:HB2	1.49	0.90
82:DC:349:GLN:HA	82:DC:352:ARG:HB2	1.51	0.90
2:B:501:A:H4'	10:J:28:GLN:HG3	1.53	0.90
2:B:672:A:H4'	22:V:21:SER:HB2	1.53	0.90
1:A:522:U:H5'	74:VB:36:SER:HA	1.53	0.90

Continued on next page...

Continued from previous page...

Atom-1	Atom-2	Interatomic distance (Å)	Clash overlap (Å)
1:A:874:C:H4'	1:A:1046:G:H4'	1.50	0.90
2:B:2511:A:H2'	2:B:2512:C:C6	2.06	0.90
22:V:49:LEU:HA	22:V:52:LEU:HD12	1.51	0.90
8:H:35:VAL:HG13	8:H:235:LEU:HD11	1.54	0.90
18:R:38:ILE:HD12	18:R:44:VAL:HG12	1.53	0.90
20:T:34:VAL:HG12	20:T:103:LYS:HB2	1.54	0.90
22:V:143:PRO:HB2	22:V:146:SER:HB3	1.54	0.90
32:FA:79:TRP:HE1	32:FA:118:ILE:HB	1.37	0.90
65:MB:98:ASN:HB3	65:MB:103:ASN:HD21	1.35	0.90
67:OB:26:LEU:HD23	67:OB:58:MET:HB3	1.52	0.90
2:B:830:A:N6	2:B:864:G:H21	1.69	0.89
2:B:1177:G:H5'	37:KA:18:ARG:NH1	1.87	0.89
12:L:116:VAL:HA	12:L:121:SER:H	1.37	0.89
2:B:1651:U:H5''	6:F:71:LEU:HB2	1.54	0.89
2:B:2395:G:H4'	7:G:258:ALA:HB1	1.53	0.89
2:B:3000:A:H5'	2:B:3296:A:H5''	1.53	0.89
6:F:136:ILE:HG13	6:F:148:VAL:HG12	1.53	0.89
16:P:101:SER:H	16:P:139:VAL:HG12	1.37	0.89
14:N:51:HIS:HB3	14:N:134:ILE:HG23	1.55	0.89
43:QA:28:ARG:HG3	43:QA:36:ARG:HA	1.55	0.89
82:DC:81:MET:HB2	82:DC:96:ASN:HD22	1.33	0.89
2:B:815:G:H2'	2:B:906:A:H62	1.37	0.89
70:RB:82:TYR:HB3	79:AC:52:PHE:HB3	1.54	0.89
1:A:1469:A:H4'	1:A:1541:G:H4'	1.51	0.89
27:AA:18:PRO:HA	27:AA:51:ALA:HA	1.52	0.89
59:GB:83:VAL:HA	59:GB:149:ARG:HA	1.52	0.89
82:DC:750:LYS:HB3	82:DC:776:GLU:HB3	1.55	0.89
2:B:522:A:H3'	2:B:523:A:H5''	1.52	0.89
2:B:1203:A:H2'	2:B:1204:A:C8	2.08	0.89
2:B:3108:G:H21	13:M:163:GLN:HE22	1.18	0.89
53:AB:98:ALA:HA	53:AB:188:ILE:HD12	1.52	0.89
1:A:1171:A:H2'	1:A:1172:G:C8	2.08	0.89
9:I:115:LEU:HD11	9:I:139:PRO:HB2	1.55	0.89
11:K:233:GLU:HB2	24:X:35:VAL:HG22	1.53	0.89
23:W:81:ARG:HG2	23:W:88:ARG:HD2	1.54	0.89
82:DC:155:VAL:HB	82:DC:209:VAL:HG22	1.53	0.89
2:B:1347:U:H5''	8:H:303:GLY:HA2	1.54	0.89
35:IA:17:HIS:HB2	35:IA:69:TYR:HB3	1.54	0.89
55:CB:128:ASN:ND2	55:CB:129:PRO:HD2	1.88	0.89
70:RB:52:LYS:HB3	70:RB:93:LEU:HD23	1.55	0.89
2:B:830:A:H62	2:B:864:G:N2	1.71	0.88

Continued on next page...

Continued from previous page...

Atom-1	Atom-2	Interatomic distance (Å)	Clash overlap (Å)
2:B:1186:G:H1'	24:X:112:ALA:HB1	1.53	0.88
2:B:825:U:H4'	2:B:1587:A:N1	1.89	0.88
1:A:505:A:H3'	1:A:506:A:H5''	1.55	0.88
2:B:2852:C:N3	14:N:158:LYS:HE3	1.87	0.88
10:J:38:THR:H	10:J:54:TYR:HB3	1.38	0.88
34:HA:39:SER:HA	34:HA:93:LEU:HA	1.54	0.88
2:B:2967:A:H5''	6:F:213:GLY:HA3	1.54	0.88
31:EA:27:LYS:HB3	31:EA:42:LEU:HD22	1.53	0.88
82:DC:153:PRO:HD2	82:DC:200:VAL:HG22	1.55	0.88
2:B:3305:A:H4'	7:G:272:TYR:CZ	2.08	0.88
2:B:431:U:H2'	2:B:432:G:C8	2.09	0.88
13:M:12:VAL:HG13	13:M:16:VAL:HB	1.56	0.88
15:O:47:GLN:HA	15:O:67:VAL:HG12	1.55	0.88
34:HA:25:LEU:HB3	34:HA:87:VAL:HG21	1.53	0.88
66:NB:115:THR:HA	66:NB:118:ILE:HG23	1.54	0.88
1:A:476:U:H5''	1:A:538:A:H61	1.38	0.88
2:B:39:A:H2'	2:B:42:C:N4	1.89	0.88
2:B:1788:C:H2'	2:B:1789:G:H8	1.37	0.88
57:EB:114:ARG:HB2	57:EB:114:ARG:HH11	1.37	0.88
17:Q:67:ARG:HE	17:Q:68:LYS:HG2	1.36	0.88
61:IB:125:VAL:HG12	61:IB:139:VAL:HA	1.54	0.88
63:KB:107:LYS:HE2	63:KB:109:LYS:HD3	1.56	0.88
2:B:1294:A:HO2'	2:B:1295:G:H8	1.19	0.88
3:C:142:C:H5'	19:S:113:LEU:HD21	1.56	0.88
15:O:75:LYS:HE3	15:O:79:ILE:HD11	1.54	0.88
25:Y:67:VAL:HG12	25:Y:72:VAL:HA	1.57	0.87
2:B:351:A:H61	43:QA:39:ALA:H	1.21	0.87
2:B:524:U:H5	2:B:568:G:H22	1.18	0.87
47:UA:24:ARG:HB3	47:UA:24:ARG:HH11	1.39	0.87
82:DC:194:ASP:HB2	82:DC:197:LEU:HD13	1.55	0.87
16:P:103:ASN:HA	16:P:141:CYS:HB2	1.56	0.87
21:U:126:ARG:HD3	21:U:140:GLU:HB3	1.57	0.87
2:B:1940:G:H21	2:B:3362:A:H1'	1.37	0.87
29:CA:86:VAL:HG11	29:CA:90:ALA:HB3	1.56	0.87
1:A:1650:U:H2'	1:A:1651:A:C8	2.10	0.87
2:B:818:C:H5''	41:OA:10:LYS:HB2	1.57	0.87
2:B:1923:C:H5''	45:SA:25:LYS:HA	1.56	0.87
19:S:137:PRO:HG2	19:S:138:GLN:HE21	1.38	0.87
60:HB:82:LEU:HB2	60:HB:86:ILE:HG21	1.55	0.87
21:U:114:VAL:HB	21:U:150:VAL:HG12	1.55	0.87
82:DC:338:ILE:O	82:DC:342:LEU:HB2	1.74	0.87

Continued on next page...

Continued from previous page...

Atom-1	Atom-2	Interatomic distance (Å)	Clash overlap (Å)
1:A:108:A:H4'	1:A:363:G:O2'	1.74	0.87
34:HA:77:LEU:HD23	34:HA:88:GLY:HA2	1.55	0.87
52:ZA:180:ALA:HB1	52:ZA:184:VAL:HB	1.54	0.87
2:B:62:A:H5''	19:S:164:LEU:HD21	1.55	0.87
19:S:91:GLU:HB2	46:TA:50:PHE:HZ	1.39	0.87
65:MB:52:LYS:HB2	65:MB:53:PRO:HD3	1.55	0.87
2:B:91:G:H2'	2:B:93:C:H5''	1.57	0.87
2:B:627:U:H2'	2:B:628:A:C8	2.10	0.87
82:DC:634:TRP:HB2	82:DC:646:VAL:HB	1.57	0.87
2:B:39:A:H2'	2:B:42:C:H41	1.40	0.86
2:B:3260:G:H4'	18:R:126:GLN:HA	1.57	0.86
18:R:123:LEU:HD22	20:T:194:LEU:HG	1.56	0.86
2:B:885:U:H5''	2:B:1851:G:H4'	1.57	0.86
10:J:13:GLU:HG3	36:JA:87:MET:O	1.75	0.86
11:K:120:THR:HB	25:Y:132:PRO:HB2	1.54	0.86
23:W:10:LEU:HD22	23:W:41:ILE:HD12	1.56	0.86
1:A:1184:A:H2'	1:A:1185:U:H4'	1.55	0.86
82:DC:677:PHE:HB3	82:DC:819:VAL:HG13	1.58	0.86
16:P:123:ARG:NH2	48:VA:39:HIS:HB2	1.90	0.86
14:N:102:MET:HB3	14:N:112:GLN:N	1.91	0.86
18:R:45:LEU:HD21	18:R:55:ARG:HH11	1.41	0.86
1:A:86:A:H2'	1:A:87:C:C6	2.11	0.86
2:B:1304:A:H2'	2:B:2939:G:H1'	1.56	0.86
2:B:2392:C:H1'	7:G:266:ARG:HH21	1.41	0.86
34:HA:48:THR:HB	34:HA:49:PRO:HD2	1.57	0.86
1:A:830:U:H2'	1:A:831:U:H6	1.39	0.86
2:B:1240:A:H3'	2:B:1241:U:H5''	1.55	0.86
2:B:1311:G:O2'	2:B:2381:G:H4'	1.76	0.86
2:B:1546:A:H4'	19:S:101:THR:HG23	1.56	0.86
49:WA:270:LEU:HD11	49:WA:273:ASP:HB2	1.58	0.86
2:B:2567:C:H3'	2:B:2568:C:H5''	1.57	0.86
11:K:107:ARG:HD2	11:K:204:PRO:HG3	1.58	0.86
54:BB:95:THR:HG22	74:VB:16:PRO:HD2	1.58	0.86
1:A:294:C:H5'	54:BB:133:LYS:HD3	1.58	0.86
2:B:1593:A:H2	2:B:1616:U:H4'	1.39	0.86
8:H:329:PRO:HG2	11:K:45:LEU:HD13	1.57	0.86
66:NB:51:PRO:HG2	66:NB:52:LEU:HD23	1.57	0.86
23:W:162:ARG:O	23:W:166:ASN:HB2	1.76	0.85
24:X:93:GLU:HB3	24:X:140:VAL:HG21	1.57	0.85
63:KB:108:ASP:HB3	63:KB:111:ALA:HB3	1.56	0.85
5:E:65:ILE:HG21	5:E:148:VAL:HG13	1.58	0.85

Continued on next page...

Continued from previous page...

Atom-1	Atom-2	Interatomic distance (Å)	Clash overlap (Å)
2:B:1221:A:H4'	48:VA:60:ARG:HB2	1.58	0.85
2:B:1898:G:H1'	27:AA:18:PRO:HD2	1.56	0.85
14:N:174:THR:HG22	14:N:176:LEU:H	1.40	0.85
39:MA:48:ARG:HA	39:MA:51:ILE:HD12	1.58	0.85
49:WA:38:ARG:HA	49:WA:67:ILE:HG23	1.57	0.85
82:DC:285:PHE:HA	82:DC:320:LEU:HD11	1.58	0.85
2:B:352:A:H62	2:B:366:A:H62	1.24	0.85
3:C:94:C:H5''	41:OA:76:ASN:ND2	1.91	0.85
15:O:9:MET:HG3	15:O:134:PRO:HB2	1.59	0.85
39:MA:100:VAL:HG22	39:MA:101:THR:H	1.41	0.85
68:PB:53:ASP:HB2	68:PB:56:LYS:HB2	1.58	0.85
2:B:59:G:H4'	2:B:60:A:H4'	1.59	0.85
2:B:815:G:H2'	2:B:906:A:N6	1.90	0.85
19:S:73:ARG:HB2	19:S:89:VAL:HG13	1.59	0.85
1:A:821:U:H3'	1:A:822:U:H5''	1.58	0.85
2:B:286:U:H2'	2:B:287:G:C8	2.12	0.85
2:B:1593:A:C2	2:B:1616:U:H4'	2.12	0.85
2:B:2130:G:H2'	2:B:2131:A:H4'	1.57	0.85
2:B:2732:G:H2'	2:B:2733:A:H8	1.41	0.85
61:IB:3:THR:HG21	61:IB:7:VAL:HG23	1.56	0.85
1:A:1087:A:H5'	1:A:1298:U:C5	2.11	0.85
2:B:1324:U:H5'	24:X:2:ALA:H	1.41	0.85
28:BA:5:ILE:HB	28:BA:10:GLY:HA2	1.57	0.85
30:DA:115:ARG:HB3	30:DA:115:ARG:HH11	1.41	0.85
38:LA:20:ILE:H	38:LA:20:ILE:HD13	1.42	0.85
2:B:818:C:H5'	41:OA:11:ARG:HG3	1.57	0.85
22:V:64:VAL:HG12	22:V:90:ASP:H	1.40	0.85
35:IA:98:VAL:HG11	35:IA:101:ALA:HB2	1.59	0.85
1:A:385:A:H2'	1:A:386:G:C8	2.12	0.85
2:B:2198:A:H2'	2:B:2199:G:H5'	1.59	0.85
2:B:2698:G:H2'	2:B:2699:G:H5''	1.57	0.85
2:B:3321:C:H5''	7:G:172:ALA:HB1	1.59	0.85
8:H:244:LEU:HD23	8:H:244:LEU:H	1.38	0.85
24:X:11:GLY:HA2	24:X:59:VAL:HG23	1.58	0.85
26:Z:89:LEU:HB3	26:Z:93:ILE:HD12	1.58	0.85
66:NB:128:LYS:HB2	66:NB:137:ARG:HH22	1.39	0.85
69:QB:28:LEU:HD21	69:QB:30:VAL:HG13	1.57	0.85
13:M:147:SER:HB2	13:M:187:ILE:HG12	1.57	0.84
73:UB:61:SER:HB2	73:UB:116:ASP:HB2	1.56	0.84
82:DC:44:GLY:HA2	82:DC:77:LEU:HG	1.58	0.84
2:B:1788:C:H2'	2:B:1789:G:C8	2.12	0.84

Continued on next page...

Continued from previous page...

Atom-1	Atom-2	Interatomic distance (Å)	Clash overlap (Å)
2:B:2261:G:H21	2:B:2262:A:H62	1.20	0.84
8:H:259:ASP:HB2	8:H:267:VAL:HG21	1.57	0.84
17:Q:42:ARG:HG2	17:Q:51:LEU:HD22	1.58	0.84
73:UB:60:GLU:HA	73:UB:68:ILE:HA	1.59	0.84
2:B:584:G:H4'	37:KA:46:GLY:HA3	1.58	0.84
2:B:904:A:H5''	2:B:1537:A:H5'	1.57	0.84
2:B:1520:G:H5''	29:CA:69:SER:HB2	1.58	0.84
48:VA:76:LEU:HA	48:VA:189:GLN:NE2	1.91	0.84
50:XA:189:VAL:HG13	50:XA:190:ASP:H	1.40	0.84
82:DC:619:MET:HA	82:DC:623:TYR:HD2	1.41	0.84
1:A:830:U:H2'	1:A:831:U:C6	2.12	0.84
2:B:2361:A:H61	2:B:2377:G:H1	1.24	0.84
7:G:211:GLN:HE21	7:G:285:VAL:HG23	1.40	0.84
52:ZA:56:ILE:HG23	52:ZA:61:LEU:HB2	1.58	0.84
72:TB:86:ILE:HA	72:TB:89:TRP:HB2	1.59	0.84
73:UB:56:LYS:HD3	73:UB:98:GLU:HG3	1.59	0.84
2:B:837:A:H1'	47:UA:10:ILE:HD13	1.60	0.84
2:B:2554:A:O4'	6:F:85:GLY:HA3	1.78	0.84
2:B:3311:C:H2'	2:B:3312:U:H5'	1.60	0.84
36:JA:89:THR:HG22	36:JA:117:ILE:HG23	1.56	0.84
52:ZA:188:LEU:HD13	52:ZA:196:VAL:HG11	1.59	0.84
2:B:669:U:H4'	2:B:1110:U:H5''	1.59	0.84
7:G:296:THR:HG22	7:G:297:SER:H	1.43	0.84
11:K:224:ILE:HG12	24:X:36:ILE:HA	1.58	0.84
52:ZA:229:LEU:HD11	71:SB:14:PRO:HD2	1.58	0.84
73:UB:24:TRP:CE3	73:UB:30:LYS:HG2	2.13	0.84
1:A:1393:C:H5''	49:WA:285:ALA:HB1	1.59	0.84
2:B:242:C:O2'	2:B:243:G:H5'	1.76	0.84
2:B:438:A:H2'	2:B:439:C:H4'	1.57	0.84
2:B:896:A:C8	2:B:2134:G:H1'	2.12	0.84
2:B:1535:A:H62	2:B:1586:G:H21	1.24	0.84
2:B:2197:C:H5''	2:B:2242:A:H61	1.43	0.84
1:A:332:U:C5'	58:FB:30:GLY:HA2	2.07	0.84
2:B:2650:U:H2'	2:B:2651:G:C8	2.13	0.84
7:G:25:ILE:H	7:G:25:ILE:HD13	1.43	0.84
2:B:308:A:H5''	40:NA:80:PHE:HD1	1.43	0.84
17:Q:22:VAL:HG22	19:S:197:LEU:HB3	1.60	0.84
53:AB:32:GLU:HG3	53:AB:57:ASP:HB2	1.60	0.84
54:BB:49:ARG:HG3	54:BB:61:VAL:HG21	1.60	0.84
1:A:628:G:O2'	2:B:846:A:N6	2.09	0.83
3:C:154:C:H5''	12:L:181:LYS:HB3	1.58	0.83

Continued on next page...

Continued from previous page...

Atom-1	Atom-2	Interatomic distance (Å)	Clash overlap (Å)
39:MA:25:LYS:HE3	39:MA:51:ILE:HD13	1.57	0.83
82:DC:202:VAL:HG12	82:DC:208:THR:HB	1.60	0.83
1:A:1498:G:H2'	1:A:1499:G:H5''	1.59	0.83
5:E:114:GLU:HA	5:E:137:PRO:HB3	1.57	0.83
13:M:28:VAL:HG22	13:M:33:THR:HG23	1.60	0.83
56:DB:159:ARG:HG2	56:DB:172:ALA:HB2	1.60	0.83
2:B:2954:U:H4'	2:B:2955:U:C5'	2.07	0.83
3:C:43:A:H4'	41:OA:22:CYS:HA	1.58	0.83
10:J:63:LEU:HD12	10:J:84:VAL:HG21	1.61	0.83
18:R:78:THR:HA	18:R:81:VAL:HB	1.59	0.83
61:IB:75:VAL:HA	61:IB:86:ILE:HG22	1.58	0.83
71:SB:21:ASN:HB2	72:TB:67:GLY:HA3	1.59	0.83
1:A:1036:A:H5'	72:TB:3:ARG:HH22	1.43	0.83
2:B:1459:C:H2'	2:B:1460:A:C8	2.13	0.83
36:JA:66:LEU:HD23	36:JA:72:LYS:HG3	1.58	0.83
2:B:692:A:H4'	8:H:46:LYS:HG2	1.59	0.83
2:B:830:A:H62	2:B:864:G:H21	0.87	0.83
16:P:123:ARG:HH12	48:VA:42:ARG:HD2	1.42	0.83
3:C:12:A:H5''	21:U:3:ARG:HB3	1.59	0.83
43:QA:26:TRP:O	43:QA:30:ARG:HG3	1.79	0.83
2:B:2960:C:H2'	2:B:2961:G:H8	1.44	0.83
6:F:104:LEU:HB3	6:F:146:THR:HG21	1.60	0.83
18:R:35:ILE:HG13	18:R:46:ILE:HG22	1.60	0.83
32:FA:124:ILE:HA	32:FA:144:VAL:HG23	1.60	0.83
50:XA:170:ILE:H	50:XA:170:ILE:HD12	1.43	0.83
82:DC:706:ILE:HB	82:DC:707:PRO:HD3	1.61	0.83
10:J:47:PHE:HA	10:J:50:LYS:HE3	1.58	0.83
18:R:49:PRO:HG3	18:R:81:VAL:HG12	1.60	0.83
82:DC:77:LEU:HB2	82:DC:100:ILE:HB	1.61	0.83
1:A:871:G:H2'	1:A:872:G:C8	2.13	0.83
2:B:914:A:H2	6:F:208:ASP:HB3	1.44	0.83
2:B:3150:A:H5'	7:G:130:PHE:H	1.44	0.83
14:N:53:VAL:HG21	14:N:166:ILE:HD12	1.60	0.83
22:V:33:TYR:HB3	22:V:49:LEU:HD23	1.60	0.83
80:BC:20:LYS:HE2	80:BC:20:LYS:HA	1.60	0.83
83:EC:6934:U:H2'	83:EC:6935:G:H4'	1.59	0.83
7:G:160:VAL:HG23	7:G:183:LEU:HD11	1.59	0.83
75:WB:62:VAL:HA	75:WB:76:ALA:HB1	1.61	0.83
2:B:590:G:H2'	2:B:591:G:H5'	1.61	0.82
7:G:43:LEU:HB3	7:G:181:ILE:HG21	1.59	0.82
11:K:161:VAL:HG12	11:K:162:PRO:HD2	1.61	0.82

Continued on next page...

Continued from previous page...

Atom-1	Atom-2	Interatomic distance (Å)	Clash overlap (Å)
19:S:135:VAL:HG12	19:S:142:ILE:HG21	1.59	0.82
63:KB:143:SER:HA	63:KB:146:ALA:HB3	1.61	0.82
1:A:1766:A:H5'	1:A:1794:A:H5''	1.60	0.82
2:B:346:C:N3	3:C:25:G:H4'	1.95	0.82
2:B:581:U:O2'	2:B:582:G:H5'	1.79	0.82
2:B:665:A:H5''	19:S:199:LEU:HD21	1.61	0.82
2:B:1231:A:H5'	48:VA:35:SER:HB2	1.60	0.82
10:J:67:GLY:HA2	10:J:74:VAL:HB	1.59	0.82
19:S:116:LEU:HB3	19:S:133:ILE:O	1.79	0.82
57:EB:11:GLN:HG3	57:EB:13:PRO:HD2	1.59	0.82
1:A:1203:A:H5'	1:A:1457:C:H41	1.44	0.82
13:M:41:ILE:HG23	13:M:43:VAL:HG13	1.60	0.82
24:X:26:ARG:NH1	24:X:28:ARG:HH21	1.76	0.82
58:FB:46:VAL:HG11	58:FB:56:ARG:HE	1.43	0.82
82:DC:171:LYS:HB3	82:DC:274:ASN:HB3	1.61	0.82
2:B:1295:G:H2'	2:B:1296:C:C6	2.14	0.82
11:K:110:ARG:HD3	11:K:206:LYS:HE3	1.61	0.82
36:JA:102:ALA:HB2	36:JA:125:ARG:HB3	1.61	0.82
1:A:478:A:C5'	59:GB:127:VAL:HG21	2.10	0.82
6:F:117:GLU:HA	6:F:125:ALA:HB3	1.61	0.82
24:X:26:ARG:HH22	24:X:64:ILE:HD11	1.42	0.82
11:K:145:ARG:HB3	11:K:145:ARG:NH1	1.94	0.82
2:B:1263:A:H4'	2:B:1264:G:H8	1.43	0.82
31:EA:83:THR:HG23	31:EA:85:TYR:H	1.41	0.82
37:KA:17:GLN:HB3	37:KA:24:ASN:HB3	1.59	0.82
1:A:632:U:H4'	73:UB:11:SER:HB3	1.62	0.82
21:U:98:ALA:HB2	21:U:148:LEU:HD21	1.60	0.82
22:V:30:VAL:HG22	22:V:52:LEU:HD13	1.61	0.82
40:NA:60:LEU:CD1	40:NA:68:ARG:HD2	2.10	0.82
49:WA:136:ILE:HD13	49:WA:136:ILE:H	1.43	0.82
52:ZA:38:VAL:HG13	52:ZA:39:THR:HG23	1.62	0.82
2:B:1281:G:H5'	48:VA:55:LYS:HB3	1.62	0.82
2:B:1380:G:H5'	8:H:191:LYS:HE2	1.62	0.82
6:F:22:LEU:HD21	6:F:191:LEU:HD21	1.62	0.82
18:R:45:LEU:HD21	18:R:55:ARG:HD3	1.60	0.82
20:T:153:VAL:HA	20:T:156:LEU:HD12	1.62	0.82
41:OA:52:LYS:HA	41:OA:55:ARG:HH12	1.44	0.82
54:BB:183:VAL:HG13	54:BB:224:ASN:HB3	1.62	0.82
70:RB:50:LEU:HD22	70:RB:95:ALA:HB2	1.62	0.82
82:DC:601:ILE:HG23	82:DC:636:PHE:HD1	1.44	0.82
1:A:1319:A:H3'	1:A:1320:U:H5''	1.61	0.82

Continued on next page...

Continued from previous page...

Atom-1	Atom-2	Interatomic distance (Å)	Clash overlap (Å)
1:A:1420:C:H2'	1:A:1421:A:H5'	1.60	0.82
6:F:6:ARG:HB3	6:F:10:LYS:HE2	1.60	0.82
22:V:138:LEU:HD22	22:V:139:ILE:H	1.44	0.82
27:AA:62:VAL:HB	27:AA:70:ARG:HG3	1.59	0.82
31:EA:33:SER:HB3	31:EA:36:HIS:HB2	1.62	0.82
63:KB:27:LYS:HG3	63:KB:28:LEU:HG	1.60	0.82
2:B:355:A:H2'	2:B:356:C:O4'	1.80	0.81
2:B:2995:A:H2'	2:B:2996:U:H5''	1.62	0.81
2:B:3090:U:H2'	2:B:3091:A:C8	2.15	0.81
7:G:260:VAL:HG11	7:G:266:ARG:NH1	1.94	0.81
12:L:158:ASP:HB2	12:L:159:PRO:HD3	1.62	0.81
1:A:143:G:H2'	1:A:144:U:H5''	1.59	0.81
18:R:113:THR:HB	18:R:116:GLU:HB2	1.60	0.81
82:DC:772:LEU:HD12	82:DC:773:PRO:HD2	1.60	0.81
1:A:911:U:H5''	2:B:2207:A:H5'	1.62	0.81
2:B:296:A:O2'	2:B:297:G:H5'	1.80	0.81
2:B:802:C:H5	32:FA:25:HIS:HB3	1.46	0.81
2:B:1779:C:H5'	23:W:97:ARG:HH22	1.44	0.81
2:B:2922:G:H3'	2:B:2923:U:H5''	1.62	0.81
17:Q:85:LEU:HD12	17:Q:89:TYR:HB3	1.61	0.81
1:A:780:A:H1'	74:VB:9:THR:H	1.46	0.81
2:B:2424:A:H5''	19:S:90:ASN:HB2	1.63	0.81
15:O:29:ARG:HA	15:O:32:ARG:HD3	1.62	0.81
27:AA:66:LYS:HE2	27:AA:68:GLU:HB2	1.62	0.81
38:LA:54:ILE:HG12	38:LA:71:THR:HG22	1.61	0.81
49:WA:120:SER:HA	49:WA:136:ILE:HD12	1.59	0.81
52:ZA:82:ASN:HB2	52:ZA:207:LEU:HD12	1.61	0.81
74:VB:20:ARG:HA	74:VB:76:TYR:HA	1.62	0.81
2:B:20:A:H1'	19:S:112:ASN:HB3	1.59	0.81
2:B:1230:G:H4'	48:VA:34:SER:HA	1.62	0.81
2:B:1261:G:H4'	2:B:1278:A:N1	1.95	0.81
39:MA:59:ASN:O	39:MA:63:ARG:HG3	1.81	0.81
49:WA:25:THR:HG21	49:WA:295:SER:HA	1.60	0.81
2:B:2908:G:H4'	44:RA:114:LYS:NZ	1.94	0.81
2:B:2985:C:H2'	2:B:2986:U:C6	2.14	0.81
20:T:119:VAL:HG11	24:X:167:ARG:HG3	1.62	0.81
46:TA:9:LYS:HA	46:TA:21:THR:O	1.81	0.81
2:B:631:U:H2'	2:B:632:G:C8	2.15	0.81
2:B:1448:U:H4'	21:U:66:SER:HB3	1.60	0.81
2:B:1546:A:H5''	19:S:105:ARG:HH21	1.45	0.81
2:B:2656:A:H4'	46:TA:98:LYS:HE2	1.61	0.81

Continued on next page...

Continued from previous page...

Atom-1	Atom-2	Interatomic distance (Å)	Clash overlap (Å)
2:B:3273:A:H4'	10:J:44:ALA:HB3	1.63	0.81
13:M:100:ASN:O	13:M:114:VAL:HA	1.81	0.81
24:X:59:VAL:HG13	25:Y:141:VAL:HG21	1.63	0.81
38:LA:42:PRO:HB2	38:LA:51:LEU:HD13	1.61	0.81
73:UB:76:LEU:HD13	73:UB:79:ASN:HB2	1.61	0.81
1:A:1169:G:H21	1:A:1576:A:H62	1.25	0.81
2:B:1448:U:H4'	21:U:66:SER:CB	2.10	0.81
9:I:17:GLN:HG3	25:Y:22:HIS:H	1.45	0.81
82:DC:493:VAL:HG22	82:DC:556:ILE:HD12	1.63	0.81
2:B:13:A:H2	29:CA:39:LYS:HA	1.46	0.81
7:G:224:HIS:H	7:G:271:GLY:HA3	1.43	0.81
1:A:398:G:H5''	58:FB:49:ARG:HG3	1.63	0.81
2:B:2242:A:H5'	6:F:243:THR:HG23	1.63	0.81
8:H:134:LEU:HA	8:H:137:ALA:HB3	1.63	0.81
10:J:146:ILE:HA	10:J:149:ILE:HD12	1.63	0.81
56:DB:178:LEU:HG	56:DB:180:THR:HG23	1.62	0.81
61:IB:38:ALA:HB2	61:IB:60:PHE:CE1	2.16	0.81
2:B:70:A:H2	2:B:72:C:H42	1.25	0.80
2:B:1888:U:H2'	2:B:1889:G:O4'	1.81	0.80
16:P:106:LEU:H	16:P:142:ARG:HG3	1.45	0.80
24:X:75:PHE:HB2	24:X:94:ILE:O	1.81	0.80
73:UB:114:LYS:H	73:UB:117:ILE:HD11	1.44	0.80
2:B:2393:G:H4'	7:G:252:ILE:HG13	1.63	0.80
2:B:2571:U:H4'	2:B:2572:C:H5'	1.60	0.80
2:B:3232:G:H2'	2:B:3233:C:C6	2.15	0.80
8:H:216:VAL:HA	8:H:227:THR:HG21	1.63	0.80
11:K:88:ARG:HA	11:K:134:VAL:HG12	1.63	0.80
67:OB:89:SER:O	67:OB:90:ALA:C	2.18	0.80
2:B:109:A:H4'	2:B:110:G:H5'	1.61	0.80
2:B:2817:A:H3'	2:B:2818:U:H5'	1.62	0.80
19:S:84:PRO:HA	19:S:87:GLN:HG3	1.61	0.80
24:X:12:ARG:HB3	24:X:24:LEU:HG	1.61	0.80
82:DC:577:SER:HA	82:DC:840:ASP:HB2	1.63	0.80
1:A:1229:G:H21	1:A:1256:A:H62	1.29	0.80
2:B:74:G:H5''	17:Q:104:ARG:HD2	1.62	0.80
2:B:351:A:N6	43:QA:39:ALA:H	1.79	0.80
2:B:1270:A:H5'	82:DC:741:GLY:HA2	1.63	0.80
11:K:222:HIS:HB3	11:K:225:GLN:HB2	1.62	0.80
41:OA:52:LYS:HA	41:OA:55:ARG:NH1	1.96	0.80
50:XA:84:ARG:HH21	50:XA:205:ARG:H	1.28	0.80
80:BC:14:VAL:HA	80:BC:17:GLN:HG2	1.64	0.80

Continued on next page...

Continued from previous page...

Atom-1	Atom-2	Interatomic distance (Å)	Clash overlap (Å)
2:B:1232:C:C5	2:B:1261:G:H2'	2.17	0.80
2:B:1380:G:C5'	8:H:191:LYS:HB2	2.10	0.80
7:G:261:MET:HG2	20:T:64:PHE:HA	1.63	0.80
31:EA:22:LYS:HE2	31:EA:129:TRP:HB3	1.63	0.80
75:WB:83:LEU:HA	75:WB:87:GLY:HA3	1.63	0.80
1:A:115:G:H5'	61:IB:129:ARG:HE	1.46	0.80
1:A:1036:A:H5''	72:TB:28:ARG:HH22	1.46	0.80
2:B:912:G:H2'	2:B:914:A:N7	1.97	0.80
2:B:1828:A:H2'	2:B:1829:G:H8	1.45	0.80
8:H:113:VAL:HB	8:H:118:LYS:HE2	1.62	0.80
30:DA:39:LEU:HD23	30:DA:42:GLN:HG3	1.64	0.80
43:QA:21:ARG:NH1	43:QA:24:PRO:HG3	1.95	0.80
54:BB:62:LYS:HA	54:BB:65:LEU:HD12	1.64	0.80
61:IB:125:VAL:HA	61:IB:140:VAL:HG12	1.62	0.80
66:NB:39:VAL:HG21	66:NB:45:ARG:HD3	1.63	0.80
1:A:1198:G:H3'	1:A:1199:G:H5'	1.60	0.80
7:G:117:ARG:HH21	7:G:177:HIS:HA	1.47	0.80
21:U:126:ARG:HA	21:U:140:GLU:HA	1.63	0.80
28:BA:48:ARG:HH21	28:BA:58:HIS:HE1	1.30	0.80
47:UA:24:ARG:HB3	47:UA:24:ARG:NH1	1.95	0.80
54:BB:183:VAL:HA	54:BB:224:ASN:O	1.82	0.80
72:TB:81:VAL:HG13	72:TB:85:ASP:HB2	1.61	0.80
2:B:185:C:H5''	30:DA:122:LYS:HE2	1.63	0.80
2:B:1064:A:H62	2:B:1096:U:H3	1.30	0.80
8:H:110:ASN:HB2	19:S:201:ARG:O	1.81	0.80
16:P:87:GLU:HB2	16:P:88:PRO:HD2	1.64	0.80
26:Z:75:TYR:O	26:Z:79:LEU:HG	1.82	0.80
50:XA:20:ALA:HA	50:XA:168:HIS:HB2	1.63	0.80
55:CB:124:LEU:HD11	75:WB:59:TYR:HB2	1.64	0.80
2:B:671:U:H2'	2:B:672:A:H8	1.47	0.80
2:B:2095:G:H2'	2:B:2096:A:H8	1.46	0.80
2:B:2982:A:O2'	2:B:2983:C:H5''	1.82	0.80
50:XA:157:ASP:O	71:SB:66:ASP:HB3	1.81	0.80
54:BB:100:ARG:HB2	54:BB:114:ILE:HD13	1.63	0.80
82:DC:360:PRO:HB2	82:DC:363:ASP:HB2	1.63	0.80
1:A:462:G:H2'	1:A:463:U:C6	2.17	0.79
2:B:95:A:H2'	2:B:96:G:O4'	1.82	0.79
2:B:1340:G:H2'	2:B:1341:U:C6	2.17	0.79
6:F:126:LEU:H	6:F:126:LEU:HD12	1.48	0.79
17:Q:77:LEU:HA	17:Q:80:VAL:HG22	1.64	0.79
57:EB:141:ARG:HB2	57:EB:149:ILE:HB	1.63	0.79

Continued on next page...

Continued from previous page...

Atom-1	Atom-2	Interatomic distance (Å)	Clash overlap (Å)
67:OB:19:ARG:HG3	67:OB:20:TYR:HD1	1.47	0.79
82:DC:15:LYS:HB3	82:DC:18:ASN:HB2	1.63	0.79
82:DC:220:PHE:CB	82:DC:328:LEU:HD13	2.13	0.79
1:A:256:A:H1'	58:FB:72:ILE:HA	1.64	0.79
1:A:1519:U:H2'	1:A:1520:U:C5	2.18	0.79
2:B:2212:C:H1'	2:B:2233:A:H61	1.48	0.79
2:B:3182:G:H4'	20:T:161:LYS:HD3	1.64	0.79
12:L:48:ARG:NH2	12:L:49:TYR:HB3	1.98	0.79
12:L:203:VAL:HG21	12:L:208:GLU:HA	1.62	0.79
30:DA:31:LEU:HB3	30:DA:101:PRO:HG3	1.63	0.79
60:HB:15:LEU:HD13	60:HB:21:VAL:HG23	1.65	0.79
2:B:1792:C:H5''	6:F:184:ARG:HD3	1.62	0.79
25:Y:52:MET:HG2	25:Y:53:PRO:HD2	1.62	0.79
34:HA:24:THR:OG1	34:HA:91:SER:HB3	1.83	0.79
54:BB:150:PRO:HG2	54:BB:151:ASP:H	1.47	0.79
68:PB:36:LYS:HB2	68:PB:102:ALA:HA	1.64	0.79
2:B:2356:A:H61	2:B:2983:C:H41	1.26	0.79
2:B:3065:G:H2'	2:B:3066:U:C6	2.17	0.79
32:FA:100:PRO:HB2	32:FA:123:VAL:HG13	1.64	0.79
52:ZA:55:GLU:HA	52:ZA:58:LEU:HD12	1.62	0.79
1:A:5:U:H2'	1:A:6:G:C8	2.18	0.79
2:B:1472:U:H2'	2:B:1473:G:C8	2.18	0.79
2:B:3202:G:H2'	2:B:3203:U:O4'	1.83	0.79
2:B:3327:G:H2'	2:B:3328:G:H8	1.44	0.79
72:TB:81:VAL:HG11	72:TB:86:ILE:HG23	1.64	0.79
82:DC:711:ARG:HA	82:DC:714:TYR:HD2	1.47	0.79
2:B:29:C:C2'	2:B:30:G:H5''	2.12	0.79
3:C:45:C:H5''	43:QA:15:LYS:HG3	1.64	0.79
6:F:82:VAL:H	47:UA:65:ALA:HB3	1.46	0.79
43:QA:22:PRO:HA	43:QA:41:ARG:HH22	1.48	0.79
2:B:1828:A:H2'	2:B:1829:G:C8	2.17	0.79
22:V:173:GLU:HG2	32:FA:52:TYR:HA	1.62	0.79
82:DC:730:LEU:HB2	82:DC:799:ASP:HB2	1.62	0.79
1:A:589:C:H2'	1:A:590:C:C6	2.17	0.79
2:B:3312:U:H2'	2:B:3313:U:H5''	1.63	0.79
22:V:64:VAL:HA	22:V:67:ILE:HD12	1.65	0.79
82:DC:225:PHE:HA	82:DC:228:ARG:HB3	1.63	0.79
1:A:1158:C:H1'	1:A:1161:C:H41	1.46	0.79
6:F:3:ARG:HB2	6:F:207:VAL:HG23	1.65	0.79
25:Y:36:VAL:HG13	25:Y:65:TYR:HA	1.65	0.79
54:BB:193:GLY:HA3	54:BB:212:ASP:HA	1.64	0.79

Continued on next page...

Continued from previous page...

Atom-1	Atom-2	Interatomic distance (Å)	Clash overlap (Å)
63:KB:128:TYR:HA	63:KB:131:THR:HB	1.65	0.79
82:DC:653:VAL:HG11	82:DC:659:ILE:HD11	1.64	0.79
1:A:1352:G:H4'	66:NB:3:ALA:HB3	1.64	0.79
2:B:83:U:H2'	2:B:84:U:O4'	1.82	0.79
2:B:422:A:C2	2:B:2363:A:H4'	2.18	0.79
2:B:1138:U:H2'	2:B:1139:G:C8	2.18	0.79
7:G:126:LYS:HA	7:G:126:LYS:HE3	1.65	0.79
19:S:8:GLU:HG3	19:S:50:ARG:HH22	1.48	0.79
2:B:1259:A:H61	48:VA:33:VAL:HG11	1.48	0.78
2:B:1655:G:H1'	2:B:1800:A:H61	1.46	0.78
2:B:2662:G:H2'	2:B:2663:G:C8	2.19	0.78
5:E:3:LYS:HB3	5:E:8:GLN:HG3	1.65	0.78
8:H:145:ILE:HG22	8:H:173:GLY:HA3	1.63	0.78
11:K:163:LEU:HD13	11:K:181:ILE:HD13	1.63	0.78
57:EB:61:PHE:HB3	57:EB:95:GLU:HB2	1.65	0.78
82:DC:711:ARG:HA	82:DC:714:TYR:CD2	2.18	0.78
1:A:94:U:H4'	54:BB:6:LYS:HA	1.65	0.78
1:A:638:U:H1'	57:EB:112:ARG:HH22	1.47	0.78
1:A:1685:G:C2'	1:A:1686:C:H5''	2.12	0.78
22:V:30:VAL:HA	22:V:33:TYR:HB2	1.65	0.78
28:BA:42:GLN:HB3	28:BA:44:LYS:HE2	1.64	0.78
73:UB:57:LEU:HD23	73:UB:57:LEU:H	1.48	0.78
75:WB:50:ILE:O	75:WB:54:VAL:HG23	1.82	0.78
1:A:330:G:H3'	58:FB:172:ARG:NH2	1.98	0.78
2:B:1668:G:H2'	2:B:1669:C:C6	2.19	0.78
2:B:1838:G:H5''	2:B:1839:A:O4'	1.83	0.78
22:V:71:LEU:HD13	22:V:97:PRO:HG2	1.64	0.78
49:WA:46:LYS:HB2	49:WA:58:VAL:HG13	1.64	0.78
82:DC:27:HIS:HA	82:DC:138:GLN:HB3	1.65	0.78
2:B:409:A:H61	3:C:15:G:H1'	1.49	0.78
2:B:1794:G:H5'	6:F:188:LYS:HA	1.62	0.78
2:B:1797:A:H4'	6:F:22:LEU:HA	1.66	0.78
2:B:2896:A:H5''	44:RA:124:LYS:NZ	1.98	0.78
6:F:104:LEU:HD22	6:F:158:ILE:HD11	1.63	0.78
32:FA:75:LEU:H	32:FA:114:GLY:HA2	1.48	0.78
73:UB:55:GLU:HG3	73:UB:57:LEU:HD22	1.65	0.78
1:A:1106:U:H2'	1:A:1107:G:H8	1.47	0.78
2:B:947:G:H2'	2:B:948:C:C6	2.19	0.78
67:OB:89:SER:O	67:OB:90:ALA:O	2.01	0.78
2:B:740:G:H2'	2:B:741:U:C6	2.19	0.78
2:B:2439:A:H2'	2:B:2440:G:H8	1.48	0.78

Continued on next page...

Continued from previous page...

Atom-1	Atom-2	Interatomic distance (Å)	Clash overlap (Å)
31:EA:111:LYS:HA	31:EA:114:VAL:HG22	1.66	0.78
54:BB:129:VAL:HA	54:BB:139:VAL:HG12	1.65	0.78
1:A:777:C:H2'	1:A:778:G:H5''	1.65	0.78
2:B:363:G:H4'	8:H:61:SER:HB3	1.64	0.78
2:B:1706:C:H4'	2:B:1787:A:H4'	1.63	0.78
8:H:32:PRO:HG3	8:H:244:LEU:HD11	1.66	0.78
21:U:48:LEU:HD22	21:U:88:VAL:HG11	1.66	0.78
46:TA:35:LEU:HD23	46:TA:36:PHE:N	1.97	0.78
48:VA:145:ILE:HG21	82:DC:201:GLN:HE22	1.48	0.78
83:EC:6902:U:H2'	83:EC:6903:U:C5	2.19	0.78
1:A:748:U:H4'	72:TB:123:GLY:HA2	1.66	0.78
2:B:121:A:H2'	12:L:108:ARG:HH11	1.48	0.78
2:B:1256:G:H4'	16:P:127:SER:HB3	1.66	0.78
2:B:1359:C:H2'	2:B:1360:C:C6	2.19	0.78
2:B:2724:U:H5''	25:Y:54:HIS:CG	2.19	0.78
2:B:2742:C:H2'	2:B:2743:A:H8	1.47	0.78
4:D:8:G:H5''	25:Y:31:LEU:HD11	1.65	0.78
24:X:138:GLN:NE2	24:X:141:LYS:HD3	1.98	0.78
54:BB:155:LYS:HE2	54:BB:155:LYS:HA	1.65	0.78
74:VB:86:GLU:HB3	74:VB:91:LEU:HD21	1.65	0.78
1:A:40:A:H62	1:A:467:G:H21	1.29	0.78
1:A:1275:A:H2	53:AB:180:GLY:HA2	1.48	0.78
2:B:784:A:C4	22:V:93:ILE:HG22	2.19	0.78
2:B:2200:U:H2'	2:B:2201:G:C8	2.19	0.78
2:B:2505:U:H2'	2:B:2506:U:H6	1.48	0.78
2:B:3366:G:H5''	28:BA:61:LYS:HE3	1.63	0.78
7:G:235:THR:HG21	7:G:249:VAL:HG22	1.65	0.78
9:I:218:ARG:HH12	9:I:222:LEU:HD12	1.48	0.78
10:J:43:LEU:HD21	10:J:85:ILE:HD11	1.66	0.78
39:MA:89:ARG:HB3	39:MA:89:ARG:HH11	1.48	0.78
53:AB:58:VAL:HA	53:AB:65:ARG:HD3	1.65	0.78
56:DB:67:VAL:H	56:DB:100:ALA:HB2	1.47	0.78
82:DC:222:ILE:HD13	82:DC:222:ILE:H	1.48	0.78
82:DC:308:LYS:HA	82:DC:312:LYS:HE3	1.66	0.78
82:DC:566:THR:HG21	82:DC:803:THR:HG22	1.64	0.78
2:B:1324:U:H3'	2:B:1325:U:H5''	1.66	0.78
2:B:2767:U:H4'	46:TA:31:GLY:HA3	1.65	0.78
8:H:49:ALA:HA	8:H:109:TRP:NE1	1.99	0.78
37:KA:90:PRO:HB2	37:KA:92:LYS:HG2	1.64	0.78
54:BB:49:ARG:HA	54:BB:55:ALA:HB3	1.66	0.78
67:OB:41:ILE:HG23	67:OB:46:LEU:HD22	1.66	0.78

Continued on next page...

Continued from previous page...

Atom-1	Atom-2	Interatomic distance (Å)	Clash overlap (Å)
2:B:199:A:H3'	30:DA:60:ARG:HH11	1.49	0.77
2:B:1887:A:H4'	7:G:227:GLU:CA	2.10	0.77
2:B:2366:C:H2'	2:B:2367:A:C8	2.19	0.77
2:B:2730:G:H4'	22:V:184:PHE:HD1	1.49	0.77
18:R:66:THR:HB	18:R:67:PRO:HD2	1.66	0.77
43:QA:28:ARG:HB3	43:QA:28:ARG:HH11	1.48	0.77
54:BB:45:ILE:HB	54:BB:80:THR:HG22	1.65	0.77
66:NB:137:ARG:HA	66:NB:137:ARG:HE	1.49	0.77
73:UB:54:LEU:HD11	73:UB:75:GLN:HB2	1.65	0.77
1:A:5:U:H2'	1:A:6:G:H8	1.50	0.77
2:B:406:G:H1'	3:C:17:A:H61	1.49	0.77
2:B:3006:A:H2'	2:B:3007:U:O4'	1.84	0.77
21:U:59:PRO:HA	21:U:81:ALA:HA	1.66	0.77
55:CB:145:ASP:HB2	55:CB:162:VAL:HB	1.66	0.77
68:PB:15:LEU:HD23	68:PB:15:LEU:H	1.50	0.77
73:UB:76:LEU:HD12	73:UB:81:LYS:HB2	1.66	0.77
1:A:126:A:H62	1:A:291:G:H21	1.33	0.77
1:A:1386:G:H3'	67:OB:44:LYS:NZ	1.99	0.77
2:B:1259:A:H5'	48:VA:53:MET:O	1.85	0.77
2:B:1822:C:H5''	38:LA:66:SER:HB2	1.66	0.77
2:B:2103:U:H5''	23:W:85:ARG:HH11	1.48	0.77
2:B:2746:A:H5''	9:I:178:ASN:HB3	1.66	0.77
2:B:3182:G:H5'	20:T:160:ARG:HH22	1.48	0.77
16:P:122:GLY:HA2	48:VA:43:LYS:HD2	1.65	0.77
49:WA:133:VAL:HB	49:WA:142:ALA:HB3	1.66	0.77
6:F:54:ARG:HG2	6:F:55:GLY:H	1.49	0.77
8:H:158:SER:HA	8:H:213:ASN:HB2	1.66	0.77
16:P:133:LEU:HA	16:P:137:GLN:CG	2.15	0.77
34:HA:51:LEU:HD21	38:LA:91:ARG:HB2	1.66	0.77
40:NA:95:ALA:HA	40:NA:99:ARG:HD3	1.66	0.77
58:FB:38:ILE:CD1	58:FB:80:GLY:HA2	2.14	0.77
61:IB:64:VAL:HA	61:IB:129:ARG:HD3	1.66	0.77
1:A:189:C:H3'	1:A:190:C:H5''	1.66	0.77
1:A:338:C:H1'	58:FB:5:ARG:HB3	1.65	0.77
1:A:443:C:OP2	74:VB:105:ARG:HB2	1.84	0.77
1:A:889:U:H2'	1:A:890:C:H4'	1.66	0.77
2:B:882:A:H2'	2:B:883:A:H5''	1.66	0.77
8:H:234:ASN:HD22	8:H:236:LEU:HB2	1.50	0.77
15:O:82:ARG:HA	15:O:85:LYS:HE2	1.66	0.77
19:S:73:ARG:HG3	19:S:92:LEU:HD13	1.67	0.77
71:SB:5:LYS:H	71:SB:5:LYS:HD3	1.49	0.77

Continued on next page...

Continued from previous page...

Atom-1	Atom-2	Interatomic distance (Å)	Clash overlap (Å)
1:A:1727:G:H21	58:FB:32:GLN:HE22	1.32	0.77
2:B:3272:C:H5'	10:J:78:ARG:HB2	1.66	0.77
30:DA:70:ILE:HD13	30:DA:82:VAL:HG22	1.65	0.77
66:NB:35:PRO:HG2	66:NB:38:LEU:HG	1.67	0.77
67:OB:57:LEU:O	67:OB:61:ILE:HG13	1.85	0.77
73:UB:73:ARG:HA	73:UB:84:THR:HA	1.64	0.77
82:DC:629:ASP:HB3	82:DC:647:ILE:HG23	1.66	0.77
2:B:2766:U:H2'	2:B:2767:U:C6	2.20	0.77
43:QA:24:PRO:CB	43:QA:27:ILE:HD13	2.14	0.77
55:CB:92:ARG:HH22	55:CB:169:ASN:HA	1.49	0.77
61:IB:80:MET:HG2	61:IB:83:THR:HG23	1.67	0.77
1:A:1:U:H5	59:GB:50:SER:HB3	1.49	0.77
2:B:841:A:H4'	23:W:126:GLU:HA	1.64	0.77
2:B:2770:G:H5''	46:TA:79:THR:HB	1.66	0.77
59:GB:60:LEU:HD11	59:GB:93:LEU:HD21	1.65	0.77
1:A:138:A:N6	1:A:266:A:H61	1.83	0.77
2:B:1725:C:H2'	2:B:1726:C:C6	2.20	0.77
2:B:2732:G:H2'	2:B:2733:A:C8	2.19	0.77
44:RA:93:LYS:HD2	44:RA:102:ARG:HG2	1.67	0.77
1:A:155:U:H4'	56:DB:59:GLN:H	1.49	0.77
1:A:593:U:H4'	1:A:595:G:H4'	1.67	0.77
2:B:1221:A:H4'	48:VA:60:ARG:CB	2.15	0.77
2:B:1301:A:H4'	2:B:1302:A:C5'	2.15	0.77
2:B:1494:U:H4'	2:B:1495:U:C5'	2.10	0.77
2:B:2210:G:N2	2:B:2236:G:H1'	2.00	0.77
11:K:86:VAL:HG22	11:K:136:TYR:CB	2.14	0.77
21:U:88:VAL:HA	21:U:91:VAL:HB	1.67	0.77
23:W:45:VAL:HG22	23:W:50:ILE:HB	1.67	0.77
58:FB:107:THR:OG1	58:FB:108:PRO:HD3	1.85	0.77
70:RB:40:ASN:HD21	70:RB:107:THR:HG21	1.49	0.77
7:G:307:PRO:HA	7:G:361:THR:O	1.83	0.76
1:A:1260:U:H2'	1:A:1261:G:H8	1.49	0.76
2:B:610:G:H4'	8:H:315:LYS:HZ1	1.49	0.76
2:B:2890:A:H61	2:B:2913:C:H42	1.32	0.76
34:HA:30:THR:HG21	34:HA:89:VAL:HG22	1.65	0.76
36:JA:73:THR:HA	36:JA:93:ALA:HB3	1.65	0.76
36:JA:98:HIS:HA	36:JA:125:ARG:HH12	1.49	0.76
37:KA:75:HIS:HB2	37:KA:82:ARG:HG3	1.66	0.76
48:VA:42:ARG:NH1	48:VA:51:VAL:HB	1.99	0.76
56:DB:163:THR:HA	56:DB:168:THR:HG22	1.67	0.76
83:EC:6947:A:H2'	83:EC:6948:U:H4'	1.66	0.76

Continued on next page...

Continued from previous page...

Atom-1	Atom-2	Interatomic distance (Å)	Clash overlap (Å)
1:A:1429:G:H2'	1:A:1430:U:C6	2.19	0.76
2:B:1324:U:H5'	24:X:2:ALA:N	1.98	0.76
2:B:2334:U:H2'	2:B:2335:G:H5''	1.67	0.76
3:C:29:U:H5''	17:Q:27:ASP:HB3	1.67	0.76
9:I:13:SER:HA	9:I:16:PHE:HB2	1.67	0.76
39:MA:82:ALA:HB1	39:MA:84:LYS:HE3	1.68	0.76
63:KB:37:ILE:HG12	63:KB:54:LEU:HD11	1.67	0.76
1:A:1727:G:H21	58:FB:32:GLN:NE2	1.82	0.76
2:B:1594:A:H1'	2:B:1615:C:H1'	1.67	0.76
6:F:250:GLN:HG3	6:F:251:LYS:H	1.50	0.76
22:V:180:ARG:HH11	22:V:185:LYS:HG3	1.49	0.76
42:PA:42:LYS:HG2	42:PA:55:VAL:HG22	1.66	0.76
54:BB:199:GLU:HB2	54:BB:207:LEU:O	1.84	0.76
82:DC:25:ILE:HG12	82:DC:125:ALA:HB1	1.68	0.76
2:B:705:A:H4'	2:B:706:A:H5'	1.67	0.76
2:B:1009:A:H2'	2:B:1010:G:C8	2.21	0.76
2:B:1719:G:C4'	2:B:1732:U:H4'	2.15	0.76
5:E:95:LYS:HE2	5:E:123:LEU:HG	1.67	0.76
8:H:205:PRO:HD2	8:H:225:VAL:HG22	1.66	0.76
60:HB:11:ILE:HB	60:HB:46:LEU:HD21	1.67	0.76
61:IB:125:VAL:HB	61:IB:138:ASN:O	1.86	0.76
1:A:680:U:H2'	1:A:681:U:H5'	1.67	0.76
1:A:1106:U:H2'	1:A:1107:G:C8	2.21	0.76
20:T:30:GLY:HA2	20:T:101:ARG:CZ	2.14	0.76
38:LA:58:ARG:HE	38:LA:59:PRO:CD	1.99	0.76
53:AB:69:LEU:HA	53:AB:72:LEU:HD12	1.65	0.76
2:B:1785:U:H2'	2:B:1786:G:C8	2.20	0.76
2:B:2549:G:H2'	12:L:33:ASN:ND2	2.01	0.76
2:B:2660:G:H2'	2:B:2661:G:C8	2.21	0.76
12:L:148:ALA:HA	12:L:201:THR:HG22	1.68	0.76
19:S:191:TRP:HA	19:S:194:GLN:HG2	1.68	0.76
35:IA:23:VAL:HB	35:IA:28:ARG:HG3	1.68	0.76
82:DC:739:ALA:HB1	82:DC:788:THR:HB	1.67	0.76
83:EC:6799:C:H2'	83:EC:6800:G:H4'	1.67	0.76
1:A:21:U:H2'	1:A:22:A:C8	2.21	0.76
1:A:939:A:H2'	1:A:940:A:C8	2.21	0.76
2:B:952:A:H62	2:B:1143:A:H62	1.34	0.76
2:B:1157:G:H5''	11:K:220:PHE:CE2	2.21	0.76
2:B:2290:C:H2'	2:B:2291:A:O4'	1.85	0.76
2:B:2587:U:H4'	12:L:48:ARG:HH21	1.49	0.76
9:I:182:GLY:HA3	9:I:191:ASP:HB3	1.67	0.76

Continued on next page...

Continued from previous page...

Atom-1	Atom-2	Interatomic distance (Å)	Clash overlap (Å)
19:S:68:ARG:HH21	19:S:128:LYS:HE3	1.51	0.76
27:AA:80:ARG:HB2	27:AA:99:ALA:N	2.01	0.76
73:UB:37:ALA:O	73:UB:44:GLY:HA2	1.86	0.76
82:DC:140:GLU:HA	82:DC:143:LEU:HB3	1.66	0.76
2:B:985:U:H2'	2:B:986:U:C6	2.20	0.76
2:B:991:G:H2'	2:B:992:A:O4'	1.86	0.76
2:B:1827:C:H2'	2:B:1828:A:C8	2.21	0.76
2:B:1830:G:N2	3:C:114:G:H5'	2.00	0.76
2:B:2390:A:H2'	2:B:2391:G:O4'	1.86	0.76
10:J:30:LEU:HD23	10:J:30:LEU:H	1.51	0.76
12:L:84:ARG:HE	12:L:84:ARG:N	1.83	0.76
20:T:188:SER:H	20:T:191:ALA:HB3	1.51	0.76
30:DA:97:ILE:H	30:DA:97:ILE:HD12	1.49	0.76
59:GB:29:LYS:HA	80:BC:40:TYR:CE2	2.21	0.76
74:VB:41:ARG:HH21	74:VB:52:LYS:HB3	1.49	0.76
82:DC:501:LEU:HD23	82:DC:504:LEU:HD23	1.68	0.76
82:DC:565:GLU:HB3	82:DC:717:PHE:CZ	2.20	0.76
1:A:1762:A:H1'	1:A:1783:C:H4'	1.68	0.76
2:B:199:A:H3'	30:DA:60:ARG:NH1	2.01	0.76
2:B:1234:G:N3	16:P:132:ILE:HG12	2.00	0.76
12:L:149:LYS:H	12:L:201:THR:HA	1.51	0.76
14:N:43:VAL:HA	14:N:139:ARG:NH2	2.01	0.76
48:VA:11:TYR:HA	48:VA:14:LYS:HE3	1.68	0.76
1:A:479:C:H5'	59:GB:124:HIS:HB2	1.67	0.75
2:B:7:C:H2'	2:B:8:C:H6	1.50	0.75
2:B:578:A:H4'	8:H:324:LEU:HD21	1.68	0.75
2:B:2921:U:H2'	2:B:2923:U:C5'	2.16	0.75
2:B:3159:C:H2'	2:B:3160:U:C6	2.22	0.75
17:Q:98:ASP:OD2	17:Q:101:ARG:HD3	1.86	0.75
18:R:68:LEU:HD11	18:R:94:TRP:HB2	1.68	0.75
24:X:138:GLN:HE22	24:X:141:LYS:HD3	1.51	0.75
52:ZA:162:CYS:HB3	52:ZA:213:ALA:HB2	1.68	0.75
1:A:185:U:H2'	1:A:186:C:H5''	1.66	0.75
2:B:3111:U:H1'	13:M:152:GLU:OE2	1.86	0.75
2:B:3286:G:H2'	2:B:3287:U:H5''	1.66	0.75
7:G:168:LYS:HA	7:G:168:LYS:HE3	1.67	0.75
12:L:84:ARG:H	12:L:84:ARG:NE	1.84	0.75
22:V:102:ALA:HB1	22:V:127:LEU:HG	1.69	0.75
24:X:14:LEU:HD11	25:Y:136:ARG:NH2	2.00	0.75
71:SB:20:THR:HA	72:TB:23:ARG:CZ	2.16	0.75
71:SB:51:VAL:HG21	71:SB:78:LEU:HD21	1.66	0.75

Continued on next page...

Continued from previous page...

Atom-1	Atom-2	Interatomic distance (Å)	Clash overlap (Å)
82:DC:454:ILE:HG13	82:DC:455:GLY:H	1.51	0.75
1:A:1132:A:H2'	1:A:1133:A:C8	2.21	0.75
12:L:99:PRO:HD2	12:L:190:VAL:HA	1.67	0.75
61:IB:125:VAL:CG1	61:IB:139:VAL:HA	2.15	0.75
73:UB:134:ALA:HB1	73:UB:140:LYS:HB2	1.68	0.75
1:A:1260:U:H2'	1:A:1261:G:C8	2.21	0.75
2:B:741:U:H4'	22:V:74:GLU:HG2	1.67	0.75
2:B:1362:G:H5'	11:K:161:VAL:HG22	1.68	0.75
2:B:1818:U:C2'	2:B:1819:U:H5''	2.15	0.75
2:B:2156:C:H2'	2:B:2178:A:N6	2.01	0.75
3:C:81:U:H4'	3:C:82:U:H5'	1.67	0.75
7:G:144:ILE:H	7:G:144:ILE:HD12	1.50	0.75
11:K:160:ARG:NH2	11:K:206:LYS:HD3	2.02	0.75
17:Q:91:ARG:HB2	17:Q:91:ARG:HH11	1.52	0.75
18:R:113:THR:HG22	18:R:115:PHE:H	1.52	0.75
20:T:127:LEU:HD23	24:X:156:VAL:HG12	1.68	0.75
21:U:23:ARG:HA	21:U:143:PRO:CB	2.15	0.75
21:U:116:HIS:HB3	21:U:149:VAL:HB	1.66	0.75
27:AA:62:VAL:HB	27:AA:70:ARG:CG	2.16	0.75
29:CA:110:VAL:HG13	29:CA:124:VAL:HG22	1.67	0.75
55:CB:64:VAL:HG13	55:CB:130:ILE:HD11	1.69	0.75
70:RB:48:HIS:NE2	70:RB:99:ILE:HG12	2.01	0.75
82:DC:387:PRO:HA	82:DC:394:PHE:HB3	1.69	0.75
2:B:1073:U:H1'	33:GA:50:THR:OG1	1.85	0.75
8:H:72:ALA:HB3	8:H:76:ARG:NH2	2.01	0.75
8:H:222:VAL:CG1	8:H:225:VAL:HB	2.15	0.75
2:B:2372:A:H4'	2:B:2373:A:H8	1.50	0.75
2:B:2882:U:H2'	2:B:2883:U:C6	2.21	0.75
2:B:2907:G:H1'	44:RA:100:TYR:HE2	1.52	0.75
2:B:3113:A:H1'	13:M:70:THR:OG1	1.87	0.75
2:B:3288:G:HO2'	2:B:3289:G:H8	1.31	0.75
37:KA:85:PHE:CD2	37:KA:88:ASN:HA	2.22	0.75
2:B:314:U:H2'	2:B:315:C:C6	2.21	0.75
2:B:1336:U:H2'	2:B:1337:A:H8	1.49	0.75
2:B:1731:A:H8	2:B:1731:A:O5'	1.69	0.75
2:B:3302:U:H2'	2:B:3303:G:C8	2.22	0.75
5:E:117:ILE:O	5:E:121:PRO:HD2	1.87	0.75
19:S:135:VAL:HG11	19:S:151:ILE:HG21	1.68	0.75
20:T:79:ILE:HG21	20:T:138:LEU:HD11	1.67	0.75
31:EA:83:THR:HA	34:HA:62:LEU:HD11	1.67	0.75
82:DC:809:LEU:CD1	82:DC:832:VAL:HB	2.17	0.75

Continued on next page...

Continued from previous page...

Atom-1	Atom-2	Interatomic distance (Å)	Clash overlap (Å)
2:B:783:A:H5''	2:B:784:A:H5''	1.66	0.75
2:B:970:A:H2'	2:B:971:G:C8	2.22	0.75
2:B:2095:G:H2'	2:B:2096:A:C8	2.20	0.75
2:B:3365:U:H5''	28:BA:59:HIS:CE1	2.22	0.75
8:H:334:PHE:HA	8:H:339:LEU:HD12	1.66	0.75
37:KA:54:ARG:HG2	37:KA:64:ILE:HG12	1.68	0.75
49:WA:42:LEU:HD13	49:WA:61:PHE:HB2	1.69	0.75
82:DC:361:ALA:HA	82:DC:366:CYS:SG	2.27	0.75
1:A:401:A:O2'	1:A:402:C:H4'	1.87	0.75
1:A:1227:A:C4'	1:A:1228:G:H5''	2.16	0.75
2:B:305:U:O4	2:B:2786:G:H1'	1.87	0.75
2:B:500:C:H5''	10:J:82:ARG:HG3	1.68	0.75
2:B:3108:G:H2'	2:B:3109:G:H5''	1.67	0.75
9:I:108:ARG:HA	9:I:251:PRO:O	1.87	0.75
13:M:137:SER:HB2	13:M:145:VAL:HG23	1.68	0.75
82:DC:147:LEU:HD21	82:DC:189:VAL:HA	1.69	0.75
1:A:1316:G:H4'	67:OB:10:LYS:HE3	1.69	0.74
2:B:904:A:C5'	2:B:1537:A:H5'	2.16	0.74
2:B:2102:U:H5'	23:W:88:ARG:HH21	1.52	0.74
4:D:16:U:H2'	4:D:17:A:C8	2.21	0.74
9:I:104:LEU:HA	9:I:247:ILE:HG21	1.66	0.74
11:K:61:ASN:HA	11:K:64:GLN:HB3	1.66	0.74
14:N:30:LYS:HG2	14:N:63:GLU:HG2	1.69	0.74
19:S:136:ASP:HB3	19:S:142:ILE:HD13	1.68	0.74
38:LA:58:ARG:NE	38:LA:59:PRO:HD2	2.01	0.74
40:NA:60:LEU:HB3	40:NA:69:ALA:HB2	1.69	0.74
53:AB:36:GLY:O	53:AB:51:ARG:HB2	1.87	0.74
54:BB:9:LEU:HD13	54:BB:30:ARG:HH12	1.49	0.74
82:DC:18:ASN:HA	82:DC:98:PHE:CD1	2.22	0.74
82:DC:644:ASN:HD22	82:DC:684:VAL:HB	1.50	0.74
2:B:2356:A:H61	2:B:2983:C:N4	1.85	0.74
2:B:3279:A:H2'	2:B:3280:U:H5'	1.68	0.74
7:G:307:PRO:HB3	7:G:363:SER:HA	1.69	0.74
16:P:76:SER:HA	16:P:80:LEU:HG	1.67	0.74
23:W:23:TRP:HB3	23:W:51:VAL:HG22	1.68	0.74
25:Y:130:ARG:NH1	25:Y:130:ARG:HB2	2.01	0.74
32:FA:113:LEU:HD22	32:FA:131:SER:HB2	1.67	0.74
39:MA:25:LYS:HG2	39:MA:51:ILE:HG12	1.66	0.74
60:HB:87:VAL:N	60:HB:88:PRO:HD3	2.01	0.74
79:AC:36:LEU:HD12	79:AC:38:ILE:H	1.52	0.74
82:DC:17:THR:HB	82:DC:93:THR:HA	1.69	0.74

Continued on next page...

Continued from previous page...

Atom-1	Atom-2	Interatomic distance (Å)	Clash overlap (Å)
83:EC:6774:U:H3'	83:EC:6775:U:H5''	1.68	0.74
2:B:78:U:H3	2:B:325:A:H61	1.35	0.74
2:B:104:G:H2'	2:B:105:C:O4'	1.88	0.74
2:B:676:G:N2	22:V:61:PRO:HG3	2.01	0.74
16:P:102:GLY:HA3	16:P:140:GLY:N	2.02	0.74
35:IA:49:VAL:HG13	35:IA:91:SER:HB2	1.70	0.74
67:OB:21:TYR:N	67:OB:22:PRO:HD2	2.03	0.74
69:QB:28:LEU:HG	69:QB:55:TYR:CE1	2.21	0.74
69:QB:124:ILE:HD11	69:QB:128:GLY:HA3	1.69	0.74
72:TB:94:LEU:HG	72:TB:102:VAL:HG23	1.69	0.74
82:DC:826:HIS:HB2	82:DC:828:MET:HG3	1.69	0.74
1:A:1042:G:H3'	1:A:1043:A:H5''	1.69	0.74
1:A:1558:U:H4'	68:PB:135:GLY:HA3	1.67	0.74
2:B:1836:C:H2'	2:B:1837:U:H6	1.51	0.74
6:F:27:ALA:HB3	6:F:128:ARG:NH2	2.02	0.74
7:G:293:ASN:HB2	7:G:305:ILE:HG23	1.70	0.74
17:Q:54:LEU:HD12	17:Q:75:PHE:HZ	1.52	0.74
35:IA:25:PHE:HB3	35:IA:65:LYS:HB3	1.69	0.74
44:RA:97:ARG:HB2	44:RA:120:GLN:HB3	1.70	0.74
54:BB:87:MET:HB3	54:BB:122:LYS:HE3	1.68	0.74
54:BB:182:TYR:HE2	54:BB:190:GLY:HA2	1.50	0.74
68:PB:52:VAL:HG21	68:PB:69:ILE:HD11	1.68	0.74
1:A:778:G:H2'	1:A:779:U:H5'	1.68	0.74
2:B:505:G:H5''	8:H:315:LYS:HA	1.68	0.74
2:B:810:A:H2'	2:B:811:U:C6	2.22	0.74
7:G:199:PHE:O	7:G:200:GLU:HB2	1.87	0.74
16:P:109:ILE:HG23	16:P:110:ILE:HD12	1.68	0.74
50:XA:62:ARG:HD2	71:SB:36:VAL:HG12	1.69	0.74
54:BB:99:PHE:CE1	54:BB:113:ARG:HG2	2.22	0.74
1:A:122:U:H4'	54:BB:82:TYR:OH	1.87	0.74
2:B:628:A:H5'	2:B:1399:A:C2	2.23	0.74
2:B:2558:U:H5'	12:L:40:VAL:HG21	1.69	0.74
10:J:110:LYS:HD2	10:J:113:LYS:HD3	1.69	0.74
22:V:88:THR:HG22	22:V:107:THR:HG21	1.70	0.74
8:H:49:ALA:HA	8:H:109:TRP:HE1	1.50	0.74
30:DA:33:ALA:HB2	30:DA:50:ILE:HB	1.69	0.74
82:DC:386:VAL:HG13	82:DC:395:TYR:HB2	1.68	0.74
1:A:532:U:H4'	74:VB:62:THR:HG21	1.70	0.74
1:A:569:C:H5	73:UB:69:ARG:HH12	1.33	0.74
1:A:1144:U:H2'	1:A:1145:U:C6	2.22	0.74
2:B:372:A:H2'	2:B:373:A:C8	2.23	0.74

Continued on next page...

Continued from previous page...

Atom-1	Atom-2	Interatomic distance (Å)	Clash overlap (Å)
2:B:685:G:H5''	17:Q:39:ARG:HH12	1.53	0.74
2:B:1721:U:H3'	23:W:103:ARG:HH22	1.51	0.74
2:B:2649:A:H4'	2:B:2696:A:O4'	1.87	0.74
5:E:194:LEU:HD22	5:E:196:LYS:HG3	1.68	0.74
12:L:203:VAL:HG22	12:L:204:ARG:H	1.53	0.74
13:M:49:ASN:HD21	13:M:52:LEU:HB3	1.52	0.74
29:CA:59:SER:HB3	29:CA:102:LEU:HD11	1.67	0.74
29:CA:77:GLU:HA	29:CA:133:LEU:HD21	1.70	0.74
31:EA:8:GLY:HA2	31:EA:24:VAL:HG13	1.70	0.74
34:HA:41:LEU:HD12	34:HA:92:ILE:HD12	1.70	0.74
39:MA:92:LEU:HD22	39:MA:97:ALA:HA	1.68	0.74
49:WA:170:ILE:HD13	49:WA:211:ILE:HD13	1.69	0.74
52:ZA:38:VAL:HG22	52:ZA:39:THR:H	1.52	0.74
53:AB:191:ASP:HB3	53:AB:194:LYS:HB2	1.69	0.74
61:IB:133:LYS:HD3	61:IB:134:THR:HG23	1.69	0.74
66:NB:41:PRO:O	66:NB:42:GLU:HB3	1.88	0.74
1:A:1715:G:H2'	1:A:1716:C:H4'	1.70	0.74
2:B:1167:U:O3'	11:K:211:SER:HA	1.88	0.74
2:B:2271:A:H3'	2:B:2272:G:H5'	1.70	0.74
2:B:3273:A:H4'	10:J:44:ALA:CB	2.17	0.74
12:L:166:LEU:HB2	12:L:167:PRO:HD3	1.70	0.74
20:T:124:LEU:HG	20:T:126:VAL:HG12	1.70	0.74
22:V:19:PRO:HD2	22:V:27:LYS:HE3	1.69	0.74
49:WA:137:LYS:HA	49:WA:137:LYS:HE3	1.69	0.74
52:ZA:53:ILE:HD11	52:ZA:73:LEU:HB2	1.70	0.74
1:A:317:C:H4'	1:A:354:C:H1'	1.70	0.74
2:B:893:C:H5''	2:B:894:G:H5'	1.69	0.74
2:B:2407:C:O3'	2:B:2620:G:H4'	1.87	0.74
2:B:3392:U:H2'	2:B:3393:U:C6	2.23	0.74
5:E:174:MET:HE2	5:E:179:LEU:HD21	1.70	0.74
30:DA:32:SER:HA	30:DA:49:PRO:HA	1.70	0.74
71:SB:38:LYS:HD2	71:SB:49:GLU:HG3	1.70	0.74
1:A:736:C:OP1	54:BB:197:HIS:HB2	1.88	0.73
2:B:1097:G:H4'	25:Y:129:LYS:HE2	1.68	0.73
2:B:1245:A:H3'	2:B:1246:G:H5''	1.69	0.73
2:B:1529:A:H5'	2:B:1588:A:O4'	1.87	0.73
6:F:115:ASN:HA	6:F:128:ARG:HG3	1.67	0.73
17:Q:28:GLN:HG2	19:S:201:ARG:HG3	1.70	0.73
34:HA:30:THR:HG21	34:HA:89:VAL:CG2	2.18	0.73
50:XA:109:ASN:O	50:XA:112:THR:HG22	1.87	0.73
54:BB:94:ALA:HB3	74:VB:17:LEU:HB3	1.70	0.73

Continued on next page...

Continued from previous page...

Atom-1	Atom-2	Interatomic distance (Å)	Clash overlap (Å)
55:CB:144:GLU:OE1	78:ZB:57:MET:HB3	1.87	0.73
59:GB:108:ARG:O	59:GB:112:GLN:HG2	1.86	0.73
61:IB:107:VAL:HG13	61:IB:108:PRO:HD2	1.70	0.73
71:SB:60:ARG:HA	71:SB:65:SER:HB2	1.68	0.73
1:A:94:U:H2'	1:A:95:G:O4'	1.88	0.73
2:B:1553:U:H4'	2:B:1554:U:H5'	1.70	0.73
2:B:2491:A:H2'	2:B:2492:C:H4'	1.69	0.73
2:B:2838:A:H62	2:B:2850:G:H21	1.36	0.73
8:H:132:ALA:HA	8:H:135:VAL:HB	1.68	0.73
12:L:178:ALA:HB2	12:L:218:ILE:HG23	1.70	0.73
13:M:8:GLN:HG2	13:M:68:LEU:HD12	1.70	0.73
13:M:90:MET:HG2	13:M:181:VAL:HA	1.69	0.73
14:N:169:LYS:HB2	25:Y:159:PHE:HB2	1.70	0.73
57:EB:114:ARG:HB2	57:EB:114:ARG:NH1	2.02	0.73
60:HB:58:GLN:HB2	60:HB:65:TYR:HB2	1.69	0.73
66:NB:90:VAL:HB	66:NB:102:LYS:HE3	1.68	0.73
1:A:29:U:H2'	1:A:30:G:C8	2.23	0.73
1:A:1086:A:H5'	52:ZA:164:SER:HB2	1.69	0.73
2:B:1476:G:H4'	35:IA:60:TRP:HB3	1.68	0.73
2:B:1838:G:H4'	2:B:1839:A:C4	2.23	0.73
2:B:3010:U:H5''	7:G:14:LEU:HD13	1.70	0.73
50:XA:22:THR:CG2	50:XA:169:SER:HA	2.18	0.73
58:FB:55:TYR:HB3	58:FB:177:GLY:HA3	1.68	0.73
59:GB:28:LEU:HD12	80:BC:44:PHE:CE2	2.23	0.73
59:GB:85:VAL:HG22	59:GB:107:ARG:HG3	1.70	0.73
61:IB:155:LYS:HD3	61:IB:155:LYS:H	1.51	0.73
1:A:628:G:HO2'	2:B:846:A:N6	1.85	0.73
1:A:1737:G:H4'	2:B:1933:A:H2	1.54	0.73
2:B:3072:C:H4'	2:B:3336:A:H5''	1.71	0.73
8:H:152:VAL:HG12	8:H:153:SER:H	1.52	0.73
12:L:74:THR:HG21	19:S:18:VAL:HB	1.69	0.73
17:Q:75:PHE:O	17:Q:79:GLU:HB2	1.87	0.73
17:Q:91:ARG:HB2	17:Q:91:ARG:NH1	2.03	0.73
59:GB:93:LEU:O	59:GB:96:VAL:HG22	1.87	0.73
82:DC:22:MET:HA	82:DC:122:THR:HB	1.70	0.73
2:B:516:A:H2'	2:B:517:G:O4'	1.88	0.73
2:B:3001:C:H2'	2:B:3002:C:C6	2.24	0.73
2:B:3099:C:H42	2:B:3135:U:H3	1.34	0.73
3:C:142:C:H5''	19:S:60:VAL:CG2	2.19	0.73
8:H:198:ARG:HH11	30:DA:12:ARG:HH21	1.34	0.73
14:N:16:PRO:O	14:N:18:PRO:HD3	1.88	0.73

Continued on next page...

Continued from previous page...

Atom-1	Atom-2	Interatomic distance (Å)	Clash overlap (Å)
25:Y:17:ARG:HB3	25:Y:22:HIS:CD2	2.23	0.73
31:EA:26:VAL:HG12	31:EA:89:VAL:HG21	1.70	0.73
1:A:1041:G:H2'	1:A:1042:G:C8	2.23	0.73
2:B:282:G:H22	19:S:179:LYS:HA	1.54	0.73
2:B:394:G:H2'	2:B:396:A:OP2	1.88	0.73
2:B:925:A:H4'	2:B:926:A:H5'	1.71	0.73
2:B:1845:G:H4'	41:OA:8:PHE:CE2	2.23	0.73
2:B:1853:U:H2'	2:B:1854:C:C5	2.23	0.73
2:B:2198:A:C2'	2:B:2199:G:H5'	2.17	0.73
14:N:39:LYS:HA	14:N:86:HIS:CE1	2.23	0.73
14:N:205:SER:HB3	14:N:208:ASN:OD1	1.89	0.73
38:LA:25:THR:HG23	38:LA:30:LEU:HA	1.68	0.73
2:B:672:A:OP2	22:V:55:SER:HA	1.89	0.73
2:B:704:U:H3'	2:B:705:A:H5''	1.69	0.73
2:B:1715:A:H4'	2:B:1716:U:H3'	1.69	0.73
2:B:3163:A:H3'	2:B:3164:C:H5''	1.70	0.73
12:L:116:VAL:O	12:L:120:LYS:HA	1.88	0.73
15:O:91:LEU:HD11	15:O:104:PHE:HB3	1.69	0.73
17:Q:74:GLY:HA3	17:Q:98:ASP:N	2.04	0.73
17:Q:105:ASN:ND2	40:NA:17:VAL:HB	1.99	0.73
24:X:77:VAL:HG22	24:X:126:VAL:HG13	1.69	0.73
48:VA:42:ARG:HB3	48:VA:46:ARG:HH21	1.52	0.73
82:DC:25:ILE:HD12	82:DC:142:VAL:HG12	1.71	0.73
83:EC:6794:C:H2'	83:EC:6795:U:H5	1.51	0.73
2:B:1552:G:H5'	2:B:2171:G:H4'	1.71	0.73
2:B:2338:C:H4'	27:AA:49:LEU:HG	1.71	0.73
11:K:176:TYR:HB3	11:K:194:HIS:ND1	2.04	0.73
27:AA:80:ARG:HB2	27:AA:99:ALA:H	1.53	0.73
30:DA:112:ASP:HB2	30:DA:115:ARG:HB2	1.70	0.73
52:ZA:65:GLU:N	52:ZA:134:LEU:HD11	2.03	0.73
78:ZB:36:THR:HG23	78:ZB:37:SER:H	1.54	0.73
83:EC:6912:G:H2'	83:EC:6913:U:H4'	1.70	0.73
1:A:86:A:H2'	1:A:87:C:H6	1.54	0.73
2:B:1923:C:H5''	45:SA:25:LYS:CA	2.18	0.73
10:J:55:LEU:H	10:J:65:ILE:HG22	1.53	0.73
12:L:94:PHE:HA	12:L:97:TYR:HD2	1.54	0.73
37:KA:46:GLY:H	37:KA:71:VAL:HG12	1.53	0.73
55:CB:123:VAL:HG13	75:WB:102:THR:HG22	1.71	0.73
82:DC:407:SER:HA	82:DC:434:VAL:HG23	1.70	0.73
83:EC:6768:U:C2'	83:EC:6769:A:H5'	2.18	0.73
83:EC:6768:U:H2'	83:EC:6769:A:H5'	1.69	0.73

Continued on next page...

Continued from previous page...

Atom-1	Atom-2	Interatomic distance (Å)	Clash overlap (Å)
8:H:359:LEU:HG	24:X:64:ILE:HG12	1.70	0.73
17:Q:102:GLN:H	17:Q:104:ARG:HH22	1.37	0.73
23:W:137:ALA:O	23:W:141:HIS:HB2	1.89	0.73
39:MA:20:GLN:O	39:MA:24:LEU:HG	1.89	0.73
43:QA:9:ILE:HG23	43:QA:51:ILE:HG23	1.70	0.73
66:NB:39:VAL:HG12	66:NB:42:GLU:H	1.54	0.73
83:EC:6903:U:H3'	83:EC:6904:U:C5'	2.19	0.73
1:A:13:C:H5''	52:ZA:209:ASN:HD21	1.54	0.72
1:A:1477:G:O2'	69:QB:47:PRO:HA	1.89	0.72
2:B:1177:G:H4'	37:KA:18:ARG:HD3	1.71	0.72
12:L:75:ILE:HG22	12:L:76:ALA:H	1.53	0.72
35:IA:72:ARG:HG3	35:IA:96:VAL:HG11	1.71	0.72
43:QA:27:ILE:HG13	43:QA:30:ARG:HE	1.54	0.72
67:OB:88:VAL:O	67:OB:89:SER:O	2.07	0.72
2:B:1256:G:O2'	16:P:123:ARG:HB2	1.88	0.72
2:B:1742:U:H2'	2:B:1743:G:C8	2.24	0.72
11:K:59:GLU:O	11:K:62:ILE:HG12	1.89	0.72
30:DA:28:ARG:HH22	30:DA:29:VAL:HG22	1.55	0.72
49:WA:103:PHE:HE1	49:WA:138:GLY:HA2	1.54	0.72
1:A:1099:U:H2'	1:A:1100:G:N2	2.03	0.72
2:B:2891:U:O2'	2:B:3014:U:H5''	1.89	0.72
2:B:2954:U:C4'	2:B:2955:U:H5'	2.14	0.72
2:B:3148:U:H2'	2:B:3149:G:C8	2.24	0.72
2:B:3191:G:H2'	2:B:3192:U:O4'	1.90	0.72
2:B:3326:G:H2'	2:B:3327:G:C8	2.24	0.72
8:H:263:GLY:CA	8:H:269:SER:HA	2.19	0.72
19:S:35:VAL:HG13	19:S:65:ARG:HG3	1.70	0.72
21:U:15:ALA:HB3	21:U:150:VAL:HG23	1.71	0.72
54:BB:194:THR:O	54:BB:195:ILE:HG13	1.89	0.72
63:KB:43:LYS:HE3	63:KB:43:LYS:HA	1.71	0.72
66:NB:7:VAL:HG12	66:NB:95:LYS:HE2	1.71	0.72
66:NB:47:LYS:HE2	66:NB:114:ARG:HH21	1.55	0.72
82:DC:659:ILE:HG23	82:DC:700:ARG:HD2	1.70	0.72
1:A:1414:U:H5''	67:OB:3:ARG:HE	1.52	0.72
2:B:584:G:H2'	2:B:585:A:C8	2.23	0.72
2:B:689:U:O2'	2:B:690:A:H5'	1.88	0.72
2:B:1249:G:H2'	2:B:1250:G:C8	2.24	0.72
2:B:2241:U:O2'	6:F:243:THR:HG22	1.89	0.72
2:B:2422:C:H2'	2:B:2423:U:C6	2.23	0.72
2:B:3054:U:H2'	2:B:3055:U:C6	2.24	0.72
21:U:24:VAL:HG11	21:U:87:SER:HA	1.69	0.72

Continued on next page...

Continued from previous page...

Atom-1	Atom-2	Interatomic distance (Å)	Clash overlap (Å)
56:DB:5:ILE:HA	56:DB:111:LEU:O	1.89	0.72
77:YB:54:VAL:HB	77:YB:63:LEU:HD12	1.71	0.72
82:DC:135:VAL:HG11	82:DC:185:VAL:HG22	1.70	0.72
82:DC:588:LEU:HD13	82:DC:686:VAL:HG13	1.71	0.72
82:DC:593:ILE:CG1	82:DC:685:ARG:HB2	2.18	0.72
2:B:121:A:H2'	12:L:108:ARG:NH1	2.04	0.72
2:B:250:U:H5'	2:B:251:G:H5''	1.69	0.72
2:B:1234:G:O2'	16:P:132:ILE:HD13	1.89	0.72
2:B:2510:U:O2'	2:B:2511:A:H5'	1.89	0.72
3:C:114:G:H2'	3:C:115:C:C6	2.24	0.72
9:I:125:VAL:HG12	9:I:196:ARG:HG3	1.72	0.72
10:J:42:LEU:HD12	10:J:50:LYS:HB2	1.70	0.72
10:J:72:ASN:HD22	10:J:72:ASN:H	1.37	0.72
11:K:108:LEU:HD13	11:K:134:VAL:HG11	1.71	0.72
72:TB:65:LEU:HD13	72:TB:65:LEU:H	1.54	0.72
82:DC:19:VAL:HG22	82:DC:99:LEU:HB3	1.69	0.72
82:DC:724:ILE:HG23	82:DC:815:ALA:HB1	1.72	0.72
2:B:711:A:C8	2:B:712:G:H1'	2.24	0.72
2:B:1508:C:H3'	2:B:1509:A:C8	2.24	0.72
2:B:1779:C:H5'	23:W:97:ARG:NH2	2.03	0.72
2:B:3089:C:H2'	2:B:3090:U:C6	2.24	0.72
2:B:3153:U:H3	2:B:3293:U:H3	1.36	0.72
4:D:80:G:H2'	4:D:81:U:C6	2.24	0.72
7:G:219:ALA:HB2	7:G:336:VAL:HG13	1.71	0.72
12:L:64:ILE:O	12:L:68:ARG:HG2	1.90	0.72
12:L:162:LEU:HD11	19:S:45:PRO:HG2	1.72	0.72
39:MA:10:ARG:HD3	39:MA:57:VAL:HG13	1.72	0.72
48:VA:52:LEU:HB2	48:VA:86:PHE:HB2	1.71	0.72
70:RB:69:LYS:O	79:AC:44:ARG:HD2	1.90	0.72
82:DC:171:LYS:HD3	82:DC:279:ASP:HA	1.70	0.72
1:A:843:U:H2'	1:A:844:A:C8	2.24	0.72
1:A:1545:A:H2'	1:A:1546:G:C8	2.25	0.72
2:B:1805:C:H2'	2:B:1806:A:H8	1.55	0.72
2:B:2343:C:H2'	2:B:2344:U:H6	1.53	0.72
2:B:2857:C:H2'	2:B:2858:U:C6	2.24	0.72
2:B:2888:U:O4	2:B:2910:A:H2'	1.89	0.72
3:C:37:A:H2	39:MA:86:ARG:HE	1.36	0.72
6:F:77:ILE:HG22	6:F:78:ALA:H	1.54	0.72
8:H:65:TRP:CZ3	8:H:76:ARG:HD2	2.24	0.72
22:V:23:ASN:HB3	22:V:27:LYS:HG3	1.71	0.72
35:IA:56:ASN:HA	35:IA:59:ILE:CD1	2.20	0.72

Continued on next page...

Continued from previous page...

Atom-1	Atom-2	Interatomic distance (Å)	Clash overlap (Å)
48:VA:58:MET:HA	48:VA:61:ARG:HB2	1.70	0.72
66:NB:52:LEU:HD23	66:NB:52:LEU:H	1.53	0.72
80:BC:14:VAL:O	80:BC:18:THR:HG23	1.89	0.72
82:DC:561:VAL:HG11	82:DC:774:VAL:HG21	1.70	0.72
2:B:217:U:H4'	30:DA:100:HIS:CD2	2.24	0.72
2:B:509:U:C2'	2:B:510:G:H5''	2.19	0.72
2:B:1928:G:H2'	2:B:1929:G:O4'	1.90	0.72
2:B:2975:U:H2'	2:B:2976:A:C8	2.25	0.72
19:S:38:ARG:HH12	19:S:60:VAL:HG22	1.55	0.72
72:TB:44:HIS:HB2	72:TB:46:TYR:CE2	2.25	0.72
82:DC:634:TRP:HE3	82:DC:664:VAL:HG23	1.54	0.72
1:A:381:C:H2'	1:A:382:C:C6	2.24	0.72
1:A:646:C:H2'	1:A:647:G:C8	2.25	0.72
2:B:63:A:H4'	19:S:185:ALA:HA	1.72	0.72
2:B:286:U:H2'	2:B:287:G:H8	1.51	0.72
2:B:661:G:N7	32:FA:19:LYS:HG2	2.04	0.72
2:B:1054:A:H5''	2:B:2637:A:H61	1.54	0.72
2:B:2244:A:O2'	6:F:223:SER:HB3	1.90	0.72
11:K:95:ILE:HG23	11:K:133:TYR:HE1	1.54	0.72
13:M:71:VAL:HA	13:M:74:LEU:HB2	1.71	0.72
16:P:133:LEU:HB3	16:P:142:ARG:HH22	1.55	0.72
18:R:44:VAL:HG22	18:R:60:LEU:HD21	1.69	0.72
29:CA:59:SER:O	29:CA:63:ILE:HG22	1.89	0.72
34:HA:27:TYR:O	34:HA:31:VAL:HG23	1.89	0.72
53:AB:95:GLY:HA3	53:AB:129:SER:HB2	1.71	0.72
54:BB:160:VAL:HG13	54:BB:169:ILE:HG23	1.72	0.72
57:EB:111:LYS:O	57:EB:112:ARG:HB3	1.89	0.72
58:FB:103:GLN:HG2	58:FB:164:ARG:HB3	1.72	0.72
59:GB:29:LYS:O	59:GB:33:GLU:HG3	1.90	0.72
70:RB:71:PRO:HA	79:AC:40:ARG:HH22	1.55	0.72
2:B:984:G:C5	33:GA:17:HIS:HB2	2.24	0.72
2:B:1647:A:H62	2:B:1808:G:H1'	1.55	0.72
2:B:1919:G:H2'	2:B:1933:A:N6	2.04	0.72
2:B:2182:A:H2'	2:B:2183:A:H8	1.52	0.72
6:F:113:VAL:HG12	6:F:166:ILE:HD13	1.72	0.72
7:G:58:ARG:HA	7:G:357:LYS:HG2	1.72	0.72
7:G:311:PHE:HB3	7:G:314:TYR:HB3	1.70	0.72
8:H:197:ARG:HD3	8:H:197:ARG:H	1.55	0.72
8:H:281:ILE:HD12	22:V:29:LEU:HG	1.70	0.72
36:JA:19:ARG:HB2	36:JA:32:TRP:HA	1.70	0.72
46:TA:4:VAL:HG22	46:TA:93:LEU:HA	1.71	0.72

Continued on next page...

Continued from previous page...

Atom-1	Atom-2	Interatomic distance (Å)	Clash overlap (Å)
54:BB:182:TYR:HB2	54:BB:228:ILE:HD13	1.71	0.72
75:WB:88:ILE:HG23	75:WB:104:ALA:HB2	1.71	0.72
1:A:542:A:C2	80:BC:28:LYS:HD3	2.25	0.71
7:G:90:VAL:HG13	7:G:103:THR:O	1.90	0.71
17:Q:67:ARG:NE	17:Q:68:LYS:HG2	2.04	0.71
20:T:37:ARG:HB3	20:T:40:GLU:HB2	1.72	0.71
47:UA:33:GLN:HB2	47:UA:49:ARG:HG3	1.72	0.71
48:VA:56:ASN:HA	48:VA:59:VAL:HG23	1.72	0.71
55:CB:70:VAL:HG21	66:NB:44:LEU:HD12	1.71	0.71
61:IB:38:ALA:HB2	61:IB:60:PHE:HE1	1.52	0.71
83:EC:6771:U:H5'	83:EC:6819:G:H22	1.55	0.71
1:A:821:U:H3'	1:A:822:U:C5'	2.20	0.71
1:A:1466:G:H2'	1:A:1467:C:C6	2.25	0.71
2:B:257:U:H5''	17:Q:86:THR:HG21	1.72	0.71
2:B:2628:A:H4'	2:B:2799:A:OP2	1.89	0.71
5:E:112:ALA:HB2	5:E:135:PRO:HB2	1.70	0.71
6:F:68:LYS:HG2	6:F:69:TYR:N	2.05	0.71
28:BA:9:SER:O	28:BA:53:VAL:HB	1.90	0.71
36:JA:103:LYS:O	36:JA:106:VAL:HG12	1.90	0.71
56:DB:137:ARG:HB3	56:DB:140:ASN:HB2	1.70	0.71
82:DC:225:PHE:CZ	82:DC:328:LEU:HD21	2.25	0.71
82:DC:515:ASP:HB3	82:DC:518:VAL:HB	1.72	0.71
1:A:144:U:O2'	1:A:145:A:H5'	1.91	0.71
1:A:1646:C:H42	1:A:1754:A:H61	1.37	0.71
2:B:641:C:H5	36:JA:38:ILE:HD12	1.55	0.71
2:B:1234:G:H2'	2:B:1235:U:C5	2.25	0.71
2:B:1804:A:H5''	38:LA:67:LYS:HE3	1.71	0.71
2:B:1887:A:C4'	7:G:227:GLU:HA	2.15	0.71
2:B:2731:U:H2'	2:B:2732:G:C8	2.25	0.71
3:C:9:A:H2'	3:C:10:A:C8	2.25	0.71
9:I:107:ARG:HD2	9:I:248:ARG:HD3	1.71	0.71
22:V:179:ARG:NH2	32:FA:56:VAL:HA	2.05	0.71
34:HA:15:ALA:O	34:HA:19:LYS:HG2	1.90	0.71
63:KB:45:LEU:O	63:KB:49:GLN:HB2	1.90	0.71
80:BC:3:LYS:HE2	80:BC:5:HIS:HB2	1.70	0.71
1:A:201:G:H2'	1:A:202:A:H8	1.56	0.71
2:B:418:A:H4'	2:B:629:U:O3'	1.90	0.71
2:B:1919:G:H2'	2:B:1933:A:H61	1.56	0.71
2:B:2637:A:O2'	2:B:2638:C:H5''	1.90	0.71
2:B:2647:A:H1'	14:N:22:TYR:CD2	2.20	0.71
2:B:2921:U:H2'	2:B:2923:U:H5'	1.73	0.71

Continued on next page...

Continued from previous page...

Atom-1	Atom-2	Interatomic distance (Å)	Clash overlap (Å)
6:F:211:HIS:ND1	6:F:219:ILE:HG23	2.05	0.71
9:I:236:LEU:HD12	9:I:239:ILE:HD12	1.72	0.71
32:FA:105:LEU:HD13	32:FA:128:ARG:HD2	1.70	0.71
47:UA:46:THR:HB	47:UA:58:SER:H	1.56	0.71
61:IB:34:TRP:HH2	61:IB:36:LYS:HD3	1.53	0.71
1:A:138:A:H61	1:A:266:A:H61	1.36	0.71
1:A:709:C:H3'	1:A:710:U:H5''	1.72	0.71
1:A:1315:U:H5''	1:A:1329:A:C2	2.25	0.71
2:B:381:U:H2'	2:B:382:U:C6	2.25	0.71
2:B:726:G:H21	2:B:744:A:H62	1.36	0.71
2:B:1458:U:H2'	2:B:1459:C:C6	2.25	0.71
2:B:1898:G:H5'	27:AA:17:LEU:HD22	1.72	0.71
2:B:2480:A:H5''	5:E:98:LYS:HG3	1.72	0.71
3:C:59:A:H5'	3:C:59:A:N3	2.04	0.71
63:KB:145:THR:O	63:KB:149:LEU:HB2	1.91	0.71
66:NB:40:GLU:HA	66:NB:41:PRO:C	2.11	0.71
71:SB:67:ASP:HA	71:SB:70:ASN:HD22	1.54	0.71
83:EC:6904:U:H2'	83:EC:6906:G:OP2	1.90	0.71
1:A:338:C:O2'	58:FB:5:ARG:HA	1.90	0.71
2:B:254:A:H2'	2:B:255:A:C8	2.26	0.71
2:B:388:G:O2'	21:U:17:ALA:HA	1.90	0.71
2:B:3112:G:O6	2:B:3119:U:H3'	1.91	0.71
3:C:10:A:H2'	3:C:11:C:C6	2.25	0.71
11:K:25:GLN:HG2	11:K:29:GLU:HB2	1.73	0.71
29:CA:131:ASP:HB3	29:CA:134:ASP:HB2	1.73	0.71
57:EB:168:SER:O	57:EB:172:VAL:HG23	1.91	0.71
59:GB:179:ARG:HA	59:GB:182:GLU:HG2	1.72	0.71
1:A:310:C:H4'	73:UB:33:LEU:CD1	2.21	0.71
2:B:428:A:H2'	2:B:429:U:O4'	1.90	0.71
2:B:793:C:H2'	2:B:794:U:C6	2.25	0.71
3:C:14:C:H5''	21:U:123:PRO:HD3	1.73	0.71
34:HA:78:GLY:HA2	34:HA:81:VAL:HG22	1.73	0.71
36:JA:123:LYS:HA	36:JA:126:LEU:HD11	1.72	0.71
40:NA:57:LEU:HA	40:NA:60:LEU:HB2	1.71	0.71
48:VA:124:VAL:HG12	48:VA:125:ASN:H	1.54	0.71
50:XA:77:SER:HB2	50:XA:86:VAL:HG11	1.72	0.71
58:FB:26:LYS:NZ	58:FB:49:ARG:HB2	2.06	0.71
82:DC:653:VAL:HG13	82:DC:693:LEU:HD11	1.71	0.71
2:B:149:U:H5''	19:S:54:LYS:HB3	1.72	0.71
2:B:388:G:H4'	21:U:18:ARG:H	1.54	0.71
2:B:1218:U:H3'	2:B:1219:C:H5''	1.69	0.71

Continued on next page...

Continued from previous page...

Atom-1	Atom-2	Interatomic distance (Å)	Clash overlap (Å)
7:G:33:PRO:HG2	7:G:44:THR:HB	1.73	0.71
10:J:82:ARG:HD2	37:KA:104:PRO:HB3	1.73	0.71
11:K:160:ARG:HG3	11:K:203:TRP:CD2	2.26	0.71
12:L:146:LYS:HG3	12:L:175:VAL:HG22	1.72	0.71
18:R:15:VAL:HG12	24:X:150:PHE:O	1.90	0.71
52:ZA:177:GLY:O	52:ZA:195:ASP:HA	1.90	0.71
60:HB:30:ALA:O	60:HB:38:LYS:HA	1.91	0.71
1:A:902:G:H4'	1:A:1008:G:H4'	1.71	0.71
2:B:1138:U:H2'	2:B:1139:G:H8	1.55	0.71
2:B:2402:A:H3'	8:H:67:THR:HG23	1.71	0.71
2:B:3011:A:O3'	2:B:3012:A:H4'	1.91	0.71
5:E:177:ASP:HA	5:E:180:VAL:HB	1.71	0.71
11:K:110:ARG:HG2	22:V:3:ILE:HG13	1.73	0.71
53:AB:24:PHE:HZ	53:AB:72:LEU:HD13	1.56	0.71
61:IB:70:ILE:HA	61:IB:126:GLY:HA2	1.72	0.71
1:A:209:U:H2'	1:A:210:A:C8	2.26	0.71
1:A:479:C:H4'	59:GB:120:LYS:NZ	2.06	0.71
1:A:1227:A:H4'	1:A:1228:G:C5'	2.19	0.71
2:B:308:A:H5''	40:NA:80:PHE:CD1	2.25	0.71
2:B:891:G:H1'	2:B:2324:A:C6	2.26	0.71
2:B:1129:A:H5''	14:N:13:LYS:NZ	2.06	0.71
2:B:1525:G:H3'	2:B:1526:U:C5	2.25	0.71
3:C:43:A:H4'	41:OA:22:CYS:CA	2.20	0.71
4:D:24:A:O2'	4:D:120:C:H4'	1.91	0.71
5:E:194:LEU:HD23	5:E:195:LYS:H	1.54	0.71
27:AA:90:GLY:CA	28:BA:16:GLY:HA2	2.16	0.71
36:JA:95:GLU:HA	36:JA:121:ASN:OD1	1.89	0.71
37:KA:11:GLY:HA2	37:KA:32:ILE:HG22	1.73	0.71
49:WA:117:LYS:H	49:WA:117:LYS:HD2	1.55	0.71
61:IB:3:THR:O	61:IB:4:GLU:HG3	1.90	0.71
82:DC:410:LYS:HG2	82:DC:428:ILE:HG22	1.72	0.71
2:B:546:C:H5'	2:B:547:G:C5'	2.18	0.70
2:B:561:C:H5''	18:R:76:ALA:HA	1.73	0.70
2:B:632:G:H5''	20:T:94:ARG:HD2	1.73	0.70
2:B:641:C:H2'	2:B:642:U:O4'	1.91	0.70
2:B:726:G:C6	2:B:742:G:H2'	2.25	0.70
2:B:2102:U:H5'	23:W:88:ARG:NH2	2.06	0.70
6:F:125:ALA:O	6:F:128:ARG:HD3	1.90	0.70
8:H:196:ASN:HD21	30:DA:10:SER:HB2	1.57	0.70
20:T:3:VAL:HG13	20:T:4:GLU:HG2	1.71	0.70
39:MA:38:ARG:HB2	39:MA:38:ARG:HH11	1.54	0.70

Continued on next page...

Continued from previous page...

Atom-1	Atom-2	Interatomic distance (Å)	Clash overlap (Å)
43:QA:27:ILE:HA	43:QA:30:ARG:NE	2.05	0.70
55:CB:161:ASP:O	78:ZB:44:VAL:HA	1.91	0.70
82:DC:156:VAL:HG22	82:DC:210:ALA:HB3	1.73	0.70
2:B:2182:A:H2'	2:B:2183:A:C8	2.26	0.70
8:H:313:LEU:HD13	8:H:315:LYS:HZ1	1.54	0.70
19:S:118:SER:HB2	19:S:132:VAL:HG22	1.73	0.70
48:VA:45:LEU:HB2	48:VA:49:ALA:O	1.92	0.70
68:PB:126:ARG:HB3	68:PB:133:VAL:HB	1.71	0.70
83:EC:6913:U:H5''	83:EC:6935:G:C8	2.26	0.70
1:A:142:G:P	56:DB:139:ASN:HD21	2.14	0.70
1:A:201:G:H2'	1:A:202:A:C8	2.25	0.70
2:B:904:A:H2'	2:B:905:U:C6	2.26	0.70
2:B:1237:G:H5'	16:P:58:VAL:HG11	1.73	0.70
2:B:1240:A:H5'	16:P:98:VAL:HG12	1.72	0.70
2:B:1711:C:H5''	31:EA:38:PHE:HB3	1.72	0.70
15:O:137:ARG:HG2	15:O:141:ARG:HH11	1.54	0.70
24:X:8:GLN:HB3	24:X:62:ASN:HB3	1.73	0.70
25:Y:136:ARG:HH11	25:Y:136:ARG:H	1.39	0.70
28:BA:13:ILE:HG13	28:BA:32:GLN:HE21	1.56	0.70
34:HA:25:LEU:HD21	34:HA:81:VAL:HG11	1.71	0.70
82:DC:804:LEU:HD11	82:DC:814:LYS:HB2	1.73	0.70
2:B:1220:U:H3'	2:B:1221:A:C2	2.27	0.70
2:B:2394:G:C2'	2:B:2395:G:H5'	2.22	0.70
2:B:2482:U:H3	2:B:2486:A:H62	1.37	0.70
2:B:2536:A:H3'	2:B:2537:U:H5''	1.71	0.70
2:B:3281:U:H2'	2:B:3282:U:C6	2.27	0.70
2:B:3314:A:H5''	7:G:116:ARG:HH21	1.55	0.70
10:J:55:LEU:CG	10:J:65:ILE:HA	2.20	0.70
11:K:108:LEU:HD22	11:K:113:SER:O	1.92	0.70
13:M:4:ILE:O	13:M:58:HIS:HA	1.91	0.70
20:T:15:LEU:HD21	20:T:125:ARG:HA	1.71	0.70
29:CA:113:LEU:HG	29:CA:123:TYR:HE2	1.56	0.70
48:VA:121:VAL:O	48:VA:155:ASP:HA	1.90	0.70
57:EB:49:ILE:HG22	57:EB:175:LYS:HG2	1.74	0.70
82:DC:412:ARG:HA	82:DC:428:ILE:HG13	1.72	0.70
83:EC:6794:C:H2'	83:EC:6795:U:C5	2.26	0.70
1:A:531:C:H2'	1:A:532:U:H5''	1.73	0.70
1:A:887:A:H4'	64:LB:88:GLY:HA3	1.72	0.70
1:A:1241:G:H1'	65:MB:79:HIS:H	1.57	0.70
1:A:1280:C:H4'	70:RB:69:LYS:HB3	1.74	0.70
1:A:1651:A:H2'	1:A:1652:C:C6	2.25	0.70

Continued on next page...

Continued from previous page...

Atom-1	Atom-2	Interatomic distance (Å)	Clash overlap (Å)
1:A:1752:U:H2'	1:A:1753:A:C8	2.26	0.70
2:B:398:A:N6	3:C:11:C:H5''	2.06	0.70
2:B:2805:G:H2'	2:B:2806:U:C6	2.27	0.70
3:C:119:C:H2'	3:C:120:C:C6	2.26	0.70
6:F:101:VAL:HB	6:F:165:VAL:HB	1.71	0.70
14:N:36:LEU:HD21	14:N:69:ARG:HD3	1.73	0.70
19:S:191:TRP:HA	19:S:194:GLN:CG	2.22	0.70
34:HA:23:TYR:HB3	34:HA:92:ILE:HG12	1.71	0.70
1:A:762:A:H4'	59:GB:71:PHE:HE1	1.56	0.70
2:B:269:G:OP1	19:S:47:LYS:HE3	1.92	0.70
2:B:2742:C:H2'	2:B:2743:A:C8	2.26	0.70
2:B:2775:U:H4'	2:B:2777:G:N1	2.05	0.70
17:Q:46:ILE:HG23	17:Q:49:ARG:HB2	1.73	0.70
24:X:29:ILE:HG21	24:X:37:ALA:HA	1.74	0.70
59:GB:140:ILE:HD11	59:GB:161:THR:OG1	1.91	0.70
65:MB:126:VAL:HG13	65:MB:127:ARG:H	1.57	0.70
68:PB:14:ILE:HA	68:PB:22:VAL:O	1.92	0.70
82:DC:9:MET:O	82:DC:13:MET:HG3	1.91	0.70
2:B:3060:C:H2'	2:B:3061:G:C8	2.27	0.70
8:H:206:LEU:HD21	8:H:237:GLN:OE1	1.92	0.70
57:EB:46:ILE:HD12	57:EB:60:ILE:HG12	1.72	0.70
58:FB:96:LEU:HD13	58:FB:179:CYS:SG	2.32	0.70
1:A:514:G:H1	1:A:543:C:H5	1.38	0.70
2:B:823:C:H2'	2:B:824:C:C6	2.27	0.70
2:B:1145:G:H5'	36:JA:46:PHE:CE2	2.26	0.70
2:B:1147:G:H2'	2:B:1148:G:O4'	1.89	0.70
2:B:2166:A:H4'	19:S:72:LYS:HD2	1.73	0.70
8:H:169:LEU:O	8:H:172:VAL:HG12	1.92	0.70
15:O:141:ARG:HG3	15:O:143:ARG:O	1.92	0.70
18:R:66:THR:HA	18:R:99:TRP:CZ3	2.26	0.70
31:EA:23:VAL:HB	31:EA:43:VAL:HB	1.74	0.70
35:IA:71:LEU:HD22	35:IA:73:LEU:HD23	1.74	0.70
45:SA:11:ARG:HH11	45:SA:11:ARG:HB3	1.56	0.70
59:GB:29:LYS:HA	80:BC:40:TYR:HE2	1.56	0.70
75:WB:71:ILE:HD12	75:WB:76:ALA:HA	1.74	0.70
82:DC:5:THR:HA	82:DC:48:ALA:HA	1.72	0.70
82:DC:89:ILE:HG12	82:DC:340:LEU:HA	1.73	0.70
1:A:625:C:H2'	1:A:626:U:C6	2.27	0.70
2:B:994:G:H5'	2:B:2637:A:O2'	1.92	0.70
2:B:2145:A:H5''	2:B:2959:C:H5'	1.74	0.70
8:H:98:ARG:HD2	8:H:99:MET:O	1.91	0.70

Continued on next page...

Continued from previous page...

Atom-1	Atom-2	Interatomic distance (Å)	Clash overlap (Å)
11:K:77:VAL:O	25:Y:138:SER:HA	1.92	0.70
17:Q:18:TRP:O	17:Q:22:VAL:HG23	1.91	0.70
23:W:99:LEU:HA	23:W:102:LEU:HB2	1.73	0.70
24:X:77:VAL:HG11	24:X:106:LEU:HG	1.73	0.70
35:IA:56:ASN:HA	35:IA:59:ILE:HD12	1.72	0.70
55:CB:57:SER:CB	78:ZB:53:ILE:HB	2.22	0.70
83:EC:6767:G:H3'	83:EC:6768:U:H5''	1.74	0.70
1:A:521:A:H2'	1:A:522:U:C6	2.26	0.70
1:A:1773:C:H5'	45:SA:4:LYS:HB3	1.73	0.70
2:B:105:C:H2'	2:B:106:A:C8	2.26	0.70
2:B:120:G:H5'	12:L:129:PRO:HG3	1.71	0.70
2:B:824:C:H1'	2:B:1535:A:H1'	1.74	0.70
2:B:834:U:C2'	2:B:835:G:H5'	2.22	0.70
2:B:1636:U:H4'	31:EA:75:VAL:HA	1.74	0.70
2:B:1695:U:O4'	38:LA:26:PRO:HG3	1.92	0.70
2:B:1894:U:H2'	2:B:1895:A:O4'	1.92	0.70
2:B:2333:C:H2'	2:B:2334:U:C6	2.27	0.70
3:C:28:C:H4'	8:H:49:ALA:HB3	1.74	0.70
11:K:45:LEU:HD12	11:K:48:ASN:HD22	1.56	0.70
47:UA:57:CYS:HB3	47:UA:62:LYS:HB2	1.73	0.70
66:NB:7:VAL:HG22	66:NB:22:VAL:HB	1.74	0.70
82:DC:69:THR:HG21	82:DC:106:PRO:HA	1.72	0.70
2:B:10:C:H2'	2:B:11:A:C4'	2.21	0.69
2:B:1245:A:H3'	2:B:1246:G:C5'	2.21	0.69
2:B:1364:C:H2'	2:B:1365:G:C8	2.27	0.69
2:B:1650:G:H2'	2:B:1651:U:C6	2.26	0.69
2:B:1789:G:H2'	2:B:1790:G:H8	1.57	0.69
2:B:2943:G:H2'	2:B:2944:U:O4'	1.92	0.69
6:F:62:VAL:HB	6:F:73:GLU:HG2	1.74	0.69
15:O:21:ILE:HD11	15:O:125:MET:HG2	1.73	0.69
18:R:55:ARG:NH2	18:R:77:ARG:HA	2.05	0.69
18:R:123:LEU:HB3	20:T:194:LEU:HD21	1.74	0.69
48:VA:107:ALA:H	48:VA:182:THR:HG21	1.57	0.69
61:IB:94:ILE:HD11	61:IB:101:GLU:HG2	1.73	0.69
63:KB:113:PHE:CZ	63:KB:117:LEU:HD11	2.27	0.69
70:RB:20:ILE:HD11	70:RB:100:VAL:HG21	1.74	0.69
82:DC:231:LYS:HG3	82:DC:232:LYS:N	2.07	0.69
1:A:14:C:HO2'	1:A:619:A:H2	1.40	0.69
1:A:869:A:H1'	63:KB:48:SER:HB3	1.73	0.69
1:A:1116:A:O2'	1:A:1652:C:H4'	1.91	0.69
2:B:348:A:H4'	2:B:367:A:H61	1.57	0.69

Continued on next page...

Continued from previous page...

Atom-1	Atom-2	Interatomic distance (Å)	Clash overlap (Å)
2:B:916:G:H5'	2:B:917:A:OP1	1.92	0.69
2:B:1324:U:H2'	2:B:1325:U:O4'	1.92	0.69
2:B:1485:G:H22	2:B:1857:C:N4	1.86	0.69
7:G:122:TRP:NE1	7:G:127:LYS:HE3	2.07	0.69
7:G:165:GLN:HB3	7:G:168:LYS:HG2	1.72	0.69
19:S:58:GLY:HA3	19:S:142:ILE:CD1	2.21	0.69
66:NB:44:LEU:HB3	66:NB:47:LYS:HB3	1.74	0.69
66:NB:93:HIS:HB3	66:NB:102:LYS:HB2	1.74	0.69
79:AC:21:CYS:HB2	79:AC:30:LEU:HD21	1.73	0.69
82:DC:576:LEU:HD11	82:DC:585:ARG:CZ	2.22	0.69
1:A:12:U:H2'	1:A:13:C:C6	2.27	0.69
1:A:448:C:H5'	54:BB:29:PRO:HG3	1.74	0.69
2:B:580:C:H2'	2:B:581:U:C6	2.27	0.69
2:B:2873:U:O2'	2:B:2874:G:H5'	1.91	0.69
11:K:89:ILE:HG12	11:K:134:VAL:HA	1.72	0.69
11:K:224:ILE:HD13	24:X:39:SER:HB2	1.75	0.69
15:O:81:GLU:HA	15:O:84:LEU:HD12	1.74	0.69
25:Y:116:ARG:O	25:Y:120:LYS:HB2	1.92	0.69
35:IA:5:LYS:HG2	35:IA:89:LEU:HD11	1.73	0.69
48:VA:37:GLN:O	48:VA:41:VAL:HG23	1.90	0.69
1:A:25:C:H1'	1:A:26:A:OP2	1.92	0.69
1:A:1573:A:H4'	1:A:1574:G:H5'	1.75	0.69
2:B:623:U:H4'	37:KA:86:ARG:HH21	1.58	0.69
2:B:1180:A:O2'	2:B:1182:A:H5''	1.91	0.69
2:B:2615:G:H2'	2:B:2616:C:C6	2.27	0.69
7:G:260:VAL:HG11	7:G:266:ARG:HH11	1.55	0.69
14:N:5:PRO:HG3	14:N:7:ARG:HH12	1.57	0.69
24:X:4:PHE:HE2	24:X:104:GLU:HG3	1.57	0.69
38:LA:5:VAL:HG13	38:LA:32:ALA:HB2	1.73	0.69
49:WA:34:LEU:HD22	49:WA:73:LEU:HG	1.74	0.69
55:CB:57:SER:HB3	78:ZB:53:ILE:HB	1.74	0.69
56:DB:161:GLU:HA	56:DB:170:THR:HA	1.73	0.69
1:A:683:C:H2'	1:A:684:A:C8	2.26	0.69
1:A:770:A:H3'	1:A:771:A:C5'	2.20	0.69
1:A:1126:G:H5''	45:SA:11:ARG:HE	1.55	0.69
1:A:1643:U:O4'	1:A:1781:A:H4'	1.92	0.69
2:B:229:G:H4'	8:H:220:ARG:HH22	1.57	0.69
2:B:874:U:H5'	2:B:875:G:C5'	2.16	0.69
20:T:61:ALA:HA	20:T:70:PRO:HG2	1.74	0.69
49:WA:170:ILE:HG21	49:WA:211:ILE:HD13	1.74	0.69
70:RB:99:ILE:HD12	70:RB:102:ARG:HD3	1.74	0.69

Continued on next page...

Continued from previous page...

Atom-1	Atom-2	Interatomic distance (Å)	Clash overlap (Å)
78:ZB:44:VAL:HG21	78:ZB:48:VAL:HG21	1.74	0.69
1:A:1649:G:H2'	1:A:1650:U:C6	2.28	0.69
2:B:374:A:H4'	2:B:375:A:H5'	1.74	0.69
2:B:1232:C:H5	2:B:1261:G:H2'	1.57	0.69
2:B:3121:U:C4'	2:B:3122:A:H5'	2.22	0.69
5:E:36:VAL:HB	5:E:183:ILE:HG21	1.74	0.69
9:I:17:GLN:HG3	25:Y:22:HIS:HB2	1.73	0.69
30:DA:55:GLU:HA	30:DA:69:LYS:HA	1.74	0.69
40:NA:50:LEU:HG	40:NA:54:GLU:HB3	1.75	0.69
66:NB:39:VAL:HG12	66:NB:41:PRO:HB2	1.74	0.69
69:QB:30:VAL:HB	69:QB:34:VAL:HG11	1.74	0.69
74:VB:127:LYS:HE2	74:VB:128:LYS:HD2	1.74	0.69
82:DC:155:VAL:HG23	82:DC:202:VAL:CG2	2.23	0.69
2:B:55:G:H21	19:S:161:ALA:HB1	1.57	0.69
2:B:351:A:H61	43:QA:39:ALA:N	1.90	0.69
2:B:361:A:H4'	41:OA:35:SER:O	1.91	0.69
2:B:1178:G:H4'	37:KA:29:LEU:CD1	2.22	0.69
2:B:1226:G:H5''	2:B:3117:C:H1'	1.74	0.69
2:B:1861:G:H2'	2:B:1862:U:C6	2.28	0.69
8:H:313:LEU:HD13	8:H:315:LYS:NZ	2.08	0.69
22:V:106:PHE:HB2	22:V:111:ARG:HH21	1.58	0.69
48:VA:104:ARG:CB	48:VA:184:GLY:HA3	2.21	0.69
53:AB:73:VAL:HG12	53:AB:79:TYR:HE2	1.56	0.69
67:OB:93:LEU:C	67:OB:95:ARG:N	2.43	0.69
72:TB:98:GLN:HG3	72:TB:99:PHE:HD1	1.58	0.69
82:DC:322:VAL:HA	82:DC:325:ARG:HD2	1.75	0.69
1:A:767:U:C6	59:GB:141:VAL:HA	2.27	0.69
1:A:1315:U:H2'	1:A:1316:G:O4'	1.93	0.69
2:B:930:U:H5'	41:OA:49:TRP:O	1.93	0.69
2:B:1077:U:H2'	2:B:1078:U:C6	2.27	0.69
2:B:1799:A:H2'	2:B:1800:A:C8	2.28	0.69
2:B:2854:U:O3'	14:N:160:PRO:HB3	1.91	0.69
2:B:2967:A:H5''	6:F:213:GLY:CA	2.23	0.69
2:B:3262:U:H2'	2:B:3263:G:H5''	1.75	0.69
3:C:36:G:OP2	39:MA:85:THR:HG23	1.92	0.69
7:G:119:TYR:HE2	7:G:129:ALA:HB2	1.58	0.69
10:J:146:ILE:HD13	10:J:149:ILE:HD12	1.75	0.69
11:K:51:TYR:HE2	11:K:183:ASP:HA	1.58	0.69
11:K:88:ARG:HG2	11:K:111:ILE:HA	1.74	0.69
11:K:95:ILE:HG23	11:K:133:TYR:CE1	2.28	0.69
25:Y:28:SER:HA	25:Y:31:LEU:HD12	1.74	0.69

Continued on next page...

Continued from previous page...

Atom-1	Atom-2	Interatomic distance (Å)	Clash overlap (Å)
26:Z:35:LYS:O	26:Z:39:ASP:HB2	1.93	0.69
31:EA:101:PHE:O	31:EA:102:GLU:HB3	1.92	0.69
39:MA:104:GLN:HA	39:MA:107:LYS:HD3	1.74	0.69
41:OA:64:MET:HB3	41:OA:67:LEU:HB3	1.74	0.69
42:PA:10:GLN:O	42:PA:14:LEU:HG	1.93	0.69
50:XA:172:LEU:O	50:XA:175:TYR:HB3	1.92	0.69
53:AB:132:LYS:HG3	53:AB:156:PHE:HB3	1.75	0.69
70:RB:24:ILE:O	70:RB:90:TYR:HA	1.93	0.69
82:DC:296:ILE:CB	82:DC:297:PRO:HD3	2.21	0.69
1:A:1036:A:H5''	72:TB:28:ARG:NH2	2.07	0.69
2:B:122:A:H62	2:B:148:G:H21	1.39	0.69
2:B:1604:G:H2'	2:B:1605:A:C5'	2.21	0.69
2:B:1636:U:H1'	31:EA:76:ASN:HB2	1.74	0.69
2:B:2280:A:H2'	2:B:2281:A:H5'	1.75	0.69
2:B:3121:U:H4'	2:B:3122:A:H5'	1.73	0.69
4:D:11:A:N6	9:I:16:PHE:HB3	2.08	0.69
8:H:205:PRO:HG2	8:H:225:VAL:HG13	1.75	0.69
11:K:145:ARG:HB3	11:K:145:ARG:HH11	1.55	0.69
26:Z:71:PHE:HA	26:Z:75:TYR:CD2	2.28	0.69
32:FA:76:ASP:HB2	32:FA:115:LYS:HB3	1.75	0.69
34:HA:25:LEU:HD13	34:HA:87:VAL:HG11	1.74	0.69
36:JA:85:LEU:HA	36:JA:88:HIS:CD2	2.24	0.69
48:VA:16:ARG:O	48:VA:20:GLU:HG3	1.92	0.69
56:DB:75:LEU:HB2	56:DB:97:VAL:HG21	1.73	0.69
68:PB:66:LEU:O	68:PB:70:VAL:HG23	1.92	0.69
70:RB:95:ALA:HB1	70:RB:96:PRO:HD2	1.75	0.69
82:DC:757:GLU:HG3	82:DC:768:VAL:HG13	1.74	0.69
1:A:766:U:H5'	1:A:767:U:H5''	1.75	0.69
2:B:805:G:H1'	8:H:73:ARG:HD3	1.73	0.69
2:B:1348:U:H4'	2:B:1349:G:C5'	2.23	0.69
2:B:1765:U:C5	23:W:43:LYS:HB3	2.28	0.69
2:B:2242:A:H5''	6:F:243:THR:O	1.91	0.69
2:B:3007:U:H5'	20:T:73:PHE:HD1	1.57	0.69
22:V:63:SER:HB2	22:V:90:ASP:HB2	1.74	0.69
31:EA:127:ASN:HB3	31:EA:131:PHE:CD1	2.28	0.69
38:LA:82:ALA:HA	38:LA:85:VAL:HB	1.73	0.69
53:AB:17:PHE:HB2	53:AB:77:PHE:CE1	2.28	0.69
54:BB:209:HIS:HA	54:BB:219:VAL:HG22	1.75	0.69
55:CB:89:ILE:HD12	55:CB:137:ILE:HG13	1.75	0.69
82:DC:160:VAL:HG13	82:DC:178:PHE:HZ	1.58	0.69
82:DC:426:LEU:HG	82:DC:428:ILE:HD11	1.74	0.69

Continued on next page...

Continued from previous page...

Atom-1	Atom-2	Interatomic distance (Å)	Clash overlap (Å)
1:A:3:U:H5'	52:ZA:179:VAL:HG12	1.74	0.68
1:A:298:C:H5''	54:BB:38:LEU:HD23	1.74	0.68
1:A:617:U:H5'	1:A:1031:U:O4'	1.93	0.68
1:A:771:A:H2'	1:A:772:G:O4'	1.92	0.68
2:B:241:G:H2'	2:B:242:C:H5'	1.75	0.68
7:G:114:VAL:HG13	7:G:163:HIS:HB3	1.74	0.68
11:K:153:PHE:HA	11:K:162:PRO:HA	1.75	0.68
12:L:139:VAL:HA	12:L:142:LEU:HD12	1.73	0.68
14:N:38:LYS:HG2	14:N:41:ALA:HB2	1.74	0.68
14:N:68:ALA:HB2	14:N:158:LYS:HB2	1.75	0.68
28:BA:8:PHE:CE1	28:BA:46:PRO:HG3	2.28	0.68
2:B:137:G:H2'	2:B:138:U:C6	2.28	0.68
2:B:3106:A:H2'	2:B:3107:U:O4'	1.93	0.68
8:H:72:ALA:HB3	8:H:76:ARG:HH21	1.56	0.68
10:J:58:LEU:HG	10:J:64:LEU:HB2	1.74	0.68
12:L:186:LEU:HD22	12:L:198:ALA:HB2	1.75	0.68
31:EA:72:ILE:HD12	31:EA:100:THR:HG21	1.75	0.68
36:JA:2:ALA:HB1	36:JA:90:LYS:HG2	1.74	0.68
37:KA:49:ILE:HG23	37:KA:71:VAL:HG23	1.74	0.68
46:TA:36:PHE:HA	46:TA:41:ARG:HD3	1.75	0.68
50:XA:143:VAL:HB	50:XA:157:ASP:H	1.58	0.68
74:VB:12:VAL:HG22	74:VB:23:PHE:HB3	1.74	0.68
2:B:149:U:C3'	2:B:150:A:H5''	2.23	0.68
2:B:939:U:H2'	2:B:940:G:H8	1.57	0.68
2:B:2617:U:H4'	2:B:2644:C:C5	2.28	0.68
7:G:133:TYR:CD1	7:G:136:LYS:HG3	2.28	0.68
9:I:65:ILE:CG2	9:I:72:ASP:HB3	2.24	0.68
12:L:58:VAL:O	12:L:62:LYS:HB2	1.94	0.68
19:S:21:PHE:O	19:S:25:VAL:HG23	1.93	0.68
27:AA:19:VAL:HG13	27:AA:37:ILE:HA	1.75	0.68
34:HA:25:LEU:CB	34:HA:87:VAL:HG21	2.23	0.68
39:MA:21:LEU:HD11	39:MA:55:LEU:HD23	1.76	0.68
39:MA:107:LYS:O	39:MA:111:PHE:HB2	1.93	0.68
57:EB:35:LYS:HG2	57:EB:36:ALA:H	1.57	0.68
61:IB:64:VAL:HB	61:IB:129:ARG:HG2	1.76	0.68
72:TB:26:LEU:HD21	72:TB:60:LYS:HD3	1.74	0.68
1:A:170:U:H5'	1:A:267:U:H4'	1.75	0.68
1:A:1023:A:H4'	1:A:1024:U:O4'	1.94	0.68
1:A:1066:C:H2'	1:A:1067:C:C6	2.29	0.68
2:B:669:U:H4'	2:B:1110:U:C5'	2.22	0.68
2:B:1420:C:OP1	3:C:20:U:H5''	1.92	0.68

Continued on next page...

Continued from previous page...

Atom-1	Atom-2	Interatomic distance (Å)	Clash overlap (Å)
2:B:1791:C:H5''	47:UA:13:LYS:NZ	2.08	0.68
2:B:1910:A:H2'	2:B:1911:A:H8	1.58	0.68
2:B:2085:U:H3'	2:B:2086:A:H5'	1.73	0.68
8:H:300:ARG:HB2	8:H:301:PRO:HD2	1.74	0.68
12:L:149:LYS:HB2	12:L:200:LEU:O	1.91	0.68
12:L:159:PRO:HB2	12:L:162:LEU:HB2	1.74	0.68
16:P:124:THR:O	16:P:128:VAL:HG23	1.92	0.68
18:R:17:VAL:HG12	18:R:72:LEU:HD22	1.74	0.68
18:R:36:VAL:HB	18:R:45:LEU:HD23	1.76	0.68
20:T:24:ALA:HA	20:T:27:LEU:HD12	1.74	0.68
32:FA:75:LEU:HB2	32:FA:115:LYS:H	1.58	0.68
36:JA:97:ALA:HB1	36:JA:99:ASN:OD1	1.94	0.68
77:YB:29:ARG:HB3	77:YB:29:ARG:HH11	1.55	0.68
1:A:237:C:H5''	1:A:238:U:H5'	1.75	0.68
1:A:1773:C:H4'	45:SA:4:LYS:HD3	1.76	0.68
2:B:8:C:H1'	3:C:152:G:C2	2.29	0.68
2:B:634:C:H2'	2:B:635:G:O4'	1.94	0.68
2:B:907:G:H21	2:B:925:A:H1'	1.58	0.68
2:B:1200:A:H5'	2:B:1201:C:H4'	1.75	0.68
2:B:1468:A:C5	2:B:1881:A:H4'	2.27	0.68
2:B:1779:C:C2	23:W:89:LEU:HG	2.29	0.68
4:D:117:A:O4'	9:I:74:VAL:HB	1.93	0.68
9:I:141:PRO:HB2	9:I:172:TYR:HB2	1.74	0.68
32:FA:15:VAL:HB	32:FA:21:ARG:NH2	2.09	0.68
52:ZA:69:ILE:HA	52:ZA:72:LEU:HB3	1.76	0.68
74:VB:11:LYS:O	74:VB:23:PHE:HA	1.94	0.68
82:DC:810:ASP:O	82:DC:816:GLY:HA3	1.94	0.68
1:A:1044:U:H2'	1:A:1045:C:C6	2.29	0.68
2:B:671:U:H2'	2:B:672:A:C8	2.29	0.68
2:B:2261:G:N2	2:B:2262:A:H62	1.91	0.68
2:B:3104:U:H3'	2:B:3128:G:H1	1.59	0.68
2:B:3108:G:C3'	2:B:3109:G:H5''	2.23	0.68
13:M:110:LYS:HB3	13:M:128:VAL:HB	1.74	0.68
15:O:52:TYR:HB2	15:O:59:ILE:HD12	1.76	0.68
18:R:45:LEU:CD2	18:R:55:ARG:HH11	2.06	0.68
32:FA:75:LEU:HD13	32:FA:137:LYS:HD2	1.75	0.68
38:LA:5:VAL:HG21	38:LA:32:ALA:H	1.57	0.68
38:LA:11:ASN:HB3	38:LA:18:ASN:ND2	2.08	0.68
54:BB:163:ASP:HB3	54:BB:166:SER:O	1.94	0.68
58:FB:36:THR:HG23	58:FB:96:LEU:HB2	1.74	0.68
82:DC:273:PHE:HD1	82:DC:277:ILE:HD12	1.57	0.68

Continued on next page...

Continued from previous page...

Atom-1	Atom-2	Interatomic distance (Å)	Clash overlap (Å)
1:A:1258:U:H4'	60:HB:2:LEU:HD13	1.74	0.68
2:B:431:U:H2'	2:B:432:G:H8	1.59	0.68
5:E:120:VAL:HG13	5:E:124:LEU:HD23	1.76	0.68
14:N:189:GLU:HA	14:N:200:LEU:HB3	1.76	0.68
14:N:191:LYS:HE3	14:N:198:LYS:HG3	1.74	0.68
21:U:127:ARG:HG2	21:U:128:ARG:H	1.59	0.68
23:W:40:ALA:O	23:W:44:LEU:HD23	1.93	0.68
24:X:9:VAL:HG11	24:X:38:LYS:HA	1.74	0.68
29:CA:88:MET:O	29:CA:89:LYS:HG3	1.93	0.68
35:IA:82:GLU:O	35:IA:83:GLU:HB2	1.93	0.68
44:RA:79:GLU:OE1	44:RA:80:PRO:HD2	1.94	0.68
54:BB:89:VAL:HG11	54:BB:119:ALA:CA	2.23	0.68
59:GB:109:LEU:HB2	59:GB:146:PHE:HB3	1.76	0.68
1:A:333:A:N7	58:FB:49:ARG:HD3	2.09	0.68
2:B:2476:C:H2'	2:B:2477:G:O4'	1.94	0.68
3:C:91:C:O4'	30:DA:24:SER:HB3	1.93	0.68
16:P:86:LYS:NZ	16:P:106:LEU:HD21	2.09	0.68
19:S:142:ILE:N	19:S:142:ILE:HD12	2.09	0.68
43:QA:27:ILE:HA	43:QA:30:ARG:HE	1.59	0.68
69:QB:83:ALA:HB1	69:QB:91:TYR:HB3	1.75	0.68
70:RB:24:ILE:HB	70:RB:91:ILE:HB	1.74	0.68
82:DC:445:ILE:HG12	82:DC:446:ASP:N	2.07	0.68
83:EC:6828:G:H2'	83:EC:6829:A:C8	2.29	0.68
1:A:1749:A:H2'	1:A:1750:A:H5''	1.74	0.68
2:B:126:U:C1'	19:S:57:GLN:HE22	2.06	0.68
7:G:293:ASN:CB	7:G:305:ILE:HG23	2.24	0.68
8:H:156:LEU:HD22	8:H:251:THR:HG21	1.76	0.68
10:J:51:ARG:CZ	10:J:163:PHE:HB2	2.24	0.68
20:T:39:GLU:CD	20:T:39:GLU:H	1.98	0.68
54:BB:211:LYS:HB3	54:BB:217:THR:HG22	1.75	0.68
82:DC:38:SER:O	82:DC:42:ARG:HB2	1.93	0.68
82:DC:405:VAL:O	82:DC:447:ASP:HA	1.94	0.68
1:A:928:U:H5'	1:A:944:A:H2'	1.75	0.68
1:A:1049:U:H5''	77:YB:70:LYS:HG3	1.76	0.68
1:A:1075:C:H2'	1:A:1076:A:O4'	1.94	0.68
2:B:213:A:H2'	2:B:214:G:O4'	1.93	0.68
2:B:2697:A:H2'	2:B:2698:G:C8	2.29	0.68
11:K:160:ARG:HG3	11:K:203:TRP:CE3	2.29	0.68
14:N:170:LYS:HA	14:N:177:ASP:HA	1.74	0.68
16:P:110:ILE:O	16:P:129:THR:HG21	1.94	0.68
20:T:30:GLY:HA2	20:T:101:ARG:NE	2.09	0.68

Continued on next page...

Continued from previous page...

Atom-1	Atom-2	Interatomic distance (Å)	Clash overlap (Å)
82:DC:162:ARG:HB3	84:DC:901:GDP:HN21	1.59	0.68
1:A:1682:U:O2'	1:A:1683:C:H5'	1.93	0.67
2:B:282:G:C6	19:S:181:ASN:HB3	2.29	0.67
8:H:280:ILE:HD11	22:V:105:ARG:HG3	1.76	0.67
13:M:22:SER:H	18:R:8:LYS:HG2	1.60	0.67
20:T:76:PRO:HA	20:T:79:ILE:HD12	1.76	0.67
27:AA:39:VAL:HB	27:AA:50:PRO:HB2	1.76	0.67
34:HA:24:THR:HG21	34:HA:33:SER:HB3	1.76	0.67
37:KA:59:VAL:HG23	37:KA:60:ARG:N	2.06	0.67
41:OA:76:ASN:HB3	41:OA:79:GLN:HG3	1.76	0.67
50:XA:7:PHE:HE2	50:XA:184:LEU:HD11	1.60	0.67
52:ZA:116:LYS:HB2	52:ZA:131:ILE:HD12	1.76	0.67
67:OB:85:VAL:O	67:OB:86:PRO:C	2.33	0.67
73:UB:130:VAL:HA	73:UB:140:LYS:NZ	2.09	0.67
74:VB:54:ALA:HB2	74:VB:79:VAL:HG22	1.76	0.67
77:YB:20:LYS:HG2	77:YB:29:ARG:HG3	1.75	0.67
1:A:1326:A:H5''	53:AB:156:PHE:HE1	1.58	0.67
2:B:149:U:H3'	2:B:150:A:H5''	1.75	0.67
2:B:343:U:H3'	2:B:344:A:H8	1.59	0.67
2:B:1110:U:H2'	2:B:1111:U:C6	2.29	0.67
2:B:1557:A:O2'	2:B:1558:A:H5''	1.94	0.67
4:D:88:G:H5''	24:X:117:ARG:HH12	1.57	0.67
8:H:359:LEU:HD13	24:X:62:ASN:HD22	1.59	0.67
18:R:49:PRO:HB3	18:R:78:THR:HG23	1.76	0.67
40:NA:4:LYS:HA	40:NA:12:ASN:HB3	1.76	0.67
49:WA:10:ARG:HB3	49:WA:312:VAL:HG23	1.76	0.67
58:FB:168:CYS:HB3	58:FB:182:TYR:CE1	2.29	0.67
73:UB:137:LYS:HD2	73:UB:139:LYS:HE2	1.76	0.67
82:DC:663:VAL:O	82:DC:709:MET:HG2	1.94	0.67
2:B:526:C:H2'	2:B:527:A:C8	2.29	0.67
2:B:1039:U:H2'	2:B:1040:A:C8	2.29	0.67
2:B:1805:C:H2'	2:B:1806:A:C8	2.28	0.67
2:B:1857:C:H1'	38:LA:5:VAL:O	1.95	0.67
2:B:2343:C:H2'	2:B:2344:U:C6	2.30	0.67
2:B:2427:U:H2'	2:B:2428:U:C6	2.29	0.67
17:Q:58:VAL:C	17:Q:69:VAL:HG23	2.14	0.67
17:Q:119:TYR:HH	39:MA:116:TYR:HE1	1.42	0.67
21:U:15:ALA:HB3	21:U:150:VAL:CG2	2.24	0.67
24:X:148:LEU:HG	24:X:150:PHE:CE2	2.29	0.67
28:BA:27:LYS:HE3	28:BA:29:PHE:CZ	2.29	0.67
54:BB:49:ARG:CG	54:BB:61:VAL:HG21	2.24	0.67

Continued on next page...

Continued from previous page...

Atom-1	Atom-2	Interatomic distance (Å)	Clash overlap (Å)
55:CB:120:ILE:HG12	75:WB:100:ILE:HG13	1.75	0.67
59:GB:109:LEU:O	59:GB:113:VAL:HG23	1.94	0.67
65:MB:18:ARG:HH21	65:MB:38:PRO:HD3	1.59	0.67
68:PB:102:ALA:O	68:PB:105:VAL:HG12	1.93	0.67
82:DC:369:ILE:CD1	82:DC:379:MET:HG3	2.22	0.67
1:A:340:U:H2'	1:A:341:A:C8	2.29	0.67
1:A:823:G:H5''	1:A:824:G:H8	1.58	0.67
1:A:1169:G:N2	1:A:1576:A:H62	1.92	0.67
1:A:1345:A:H2'	1:A:1348:A:H62	1.59	0.67
2:B:943:U:H3'	32:FA:13:GLY:HA2	1.76	0.67
2:B:1007:U:H2'	2:B:1008:U:C5	2.29	0.67
2:B:1923:C:H2'	2:B:1924:U:C6	2.28	0.67
2:B:2197:C:H5''	2:B:2242:A:N6	2.09	0.67
3:C:142:C:H5''	19:S:60:VAL:HG21	1.75	0.67
7:G:121:ASN:O	7:G:125:SER:HB3	1.94	0.67
10:J:5:LYS:HA	10:J:5:LYS:HE3	1.75	0.67
16:P:81:VAL:HG13	16:P:113:ALA:HB1	1.76	0.67
22:V:180:ARG:N	22:V:185:LYS:HE3	2.09	0.67
26:Z:97:SER:HA	26:Z:103:TYR:HA	1.77	0.67
48:VA:135:PHE:HE1	48:VA:171:SER:HB2	1.60	0.67
53:AB:177:MET:HB2	53:AB:180:GLY:O	1.94	0.67
73:UB:98:GLU:O	73:UB:99:ASN:HB2	1.94	0.67
82:DC:538:LEU:O	82:DC:542:LEU:HG	1.95	0.67
1:A:758:U:H5'	59:GB:7:THR:HG21	1.74	0.67
1:A:1166:A:O2'	1:A:1587:A:H5''	1.93	0.67
1:A:1420:C:C2'	1:A:1421:A:H5'	2.24	0.67
2:B:389:A:H3'	2:B:390:G:H5''	1.76	0.67
2:B:1283:C:OP1	48:VA:81:LYS:HA	1.94	0.67
2:B:2894:C:H2'	2:B:2895:G:H8	1.59	0.67
2:B:2922:G:H1'	2:B:2951:G:H21	1.59	0.67
7:G:87:VAL:HG21	7:G:114:VAL:HG11	1.76	0.67
12:L:61:GLN:HA	12:L:64:ILE:HB	1.75	0.67
19:S:44:ARG:HD3	19:S:119:TYR:CE2	2.28	0.67
19:S:137:PRO:HG2	19:S:138:GLN:NE2	2.09	0.67
29:CA:46:TYR:HB2	39:MA:77:PRO:HA	1.76	0.67
34:HA:17:VAL:HG12	34:HA:100:ILE:HD12	1.75	0.67
38:LA:99:LYS:O	38:LA:103:LYS:HB2	1.94	0.67
55:CB:217:LEU:O	55:CB:221:ALA:HB2	1.94	0.67
57:EB:98:ILE:HG21	57:EB:118:LEU:HD23	1.75	0.67
74:VB:27:VAL:HB	74:VB:69:SER:HB2	1.77	0.67
82:DC:730:LEU:HD22	82:DC:799:ASP:OD2	1.95	0.67

Continued on next page...

Continued from previous page...

Atom-1	Atom-2	Interatomic distance (Å)	Clash overlap (Å)
83:EC:6910:A:H2'	83:EC:6947:A:H2	1.59	0.67
2:B:335:G:H2'	2:B:336:A:C8	2.29	0.67
2:B:731:U:H2'	2:B:732:C:C6	2.28	0.67
2:B:1650:G:H4'	6:F:69:TYR:O	1.94	0.67
2:B:2145:A:H2'	2:B:2146:C:O4'	1.93	0.67
10:J:31:ARG:NH1	10:J:81:ALA:HB1	2.10	0.67
11:K:88:ARG:HB3	11:K:113:SER:H	1.59	0.67
11:K:238:LYS:HA	11:K:241:LYS:HB3	1.76	0.67
20:T:130:LYS:HD3	20:T:131:PRO:HD2	1.76	0.67
27:AA:80:ARG:HB3	27:AA:98:ASN:HA	1.77	0.67
34:HA:27:TYR:HB2	34:HA:52:ARG:HH12	1.58	0.67
52:ZA:187:LEU:O	52:ZA:191:ALA:HB2	1.94	0.67
2:B:501:A:H2'	2:B:502:U:C6	2.30	0.67
2:B:1186:G:H1'	24:X:112:ALA:CB	2.24	0.67
2:B:1714:A:H61	2:B:1730:G:H1'	1.59	0.67
9:I:184:ASP:HB3	9:I:187:THR:HG22	1.76	0.67
9:I:218:ARG:NH1	9:I:222:LEU:HD12	2.10	0.67
14:N:97:LEU:HB2	14:N:123:HIS:HB3	1.76	0.67
19:S:122:ASN:HB2	19:S:129:TYR:HD2	1.60	0.67
21:U:64:ASN:HB2	21:U:80:LYS:HE2	1.76	0.67
35:IA:72:ARG:HB3	35:IA:96:VAL:CG2	2.22	0.67
40:NA:54:GLU:O	40:NA:58:ILE:HG23	1.95	0.67
47:UA:57:CYS:CB	47:UA:62:LYS:HB2	2.25	0.67
66:NB:103:ASN:O	66:NB:107:LYS:HG3	1.95	0.67
73:UB:96:VAL:HG23	73:UB:97:ASP:H	1.58	0.67
1:A:1546:G:H2'	1:A:1547:A:C8	2.29	0.67
2:B:786:A:H3'	22:V:147:ARG:HG2	1.77	0.67
2:B:2347:U:H2'	2:B:2348:A:O4'	1.95	0.67
2:B:2767:U:H2'	2:B:2768:U:H6	1.59	0.67
2:B:3280:U:O2'	2:B:3281:U:H5'	1.94	0.67
5:E:129:SER:HA	5:E:134:PHE:HB3	1.75	0.67
10:J:37:GLY:HA2	10:J:54:TYR:O	1.95	0.67
13:M:18:VAL:HG13	13:M:27:VAL:HG22	1.75	0.67
20:T:108:ILE:HG21	20:T:117:ARG:HH11	1.60	0.67
20:T:148:LYS:N	20:T:148:LYS:HE3	2.10	0.67
26:Z:81:LYS:HG2	26:Z:90:ARG:HD3	1.77	0.67
29:CA:107:VAL:HG11	29:CA:124:VAL:HG13	1.76	0.67
31:EA:13:VAL:HB	31:EA:19:ALA:HA	1.77	0.67
38:LA:65:VAL:HB	38:LA:70:LYS:HE2	1.75	0.67
46:TA:68:VAL:HG11	46:TA:85:LEU:HD23	1.77	0.67
54:BB:99:PHE:HE1	54:BB:113:ARG:HG2	1.59	0.67

Continued on next page...

Continued from previous page...

Atom-1	Atom-2	Interatomic distance (Å)	Clash overlap (Å)
59:GB:142:ASN:HD21	74:VB:64:PHE:HE2	1.42	0.67
72:TB:89:TRP:HA	72:TB:89:TRP:CE3	2.30	0.67
80:BC:32:GLY:H	80:BC:35:TYR:HB2	1.60	0.67
1:A:633:U:H2'	1:A:634:G:O4'	1.95	0.67
1:A:872:G:H1	1:A:955:A:H61	1.42	0.67
1:A:977:A:H2	1:A:1788:G:H1'	1.60	0.67
2:B:77:A:OP2	17:Q:73:ARG:HD2	1.95	0.67
2:B:1508:C:O2'	2:B:2353:G:H1'	1.94	0.67
2:B:2854:U:H2'	2:B:2855:U:C6	2.30	0.67
2:B:3192:U:P	20:T:176:LYS:HD3	2.34	0.67
3:C:8:C:H2'	3:C:9:A:C8	2.30	0.67
4:D:11:A:H62	25:Y:20:ARG:HD2	1.58	0.67
7:G:198:HIS:HA	7:G:201:LYS:HB2	1.76	0.67
9:I:155:THR:HB	9:I:179:ARG:HA	1.77	0.67
20:T:82:LYS:HA	20:T:85:ARG:HB2	1.77	0.67
26:Z:71:PHE:HE1	26:Z:76:LEU:HD22	1.59	0.67
39:MA:119:LYS:HE2	39:MA:119:LYS:HA	1.76	0.67
40:NA:38:LYS:HE3	40:NA:41:ARG:HH11	1.59	0.67
55:CB:123:VAL:HG21	75:WB:100:ILE:HD11	1.76	0.67
65:MB:98:ASN:HB3	65:MB:103:ASN:ND2	2.10	0.67
82:DC:576:LEU:HD13	82:DC:587:TYR:HE1	1.59	0.67
83:EC:6802:A:H4'	83:EC:6883:A:N1	2.10	0.67
1:A:355:G:H2'	1:A:356:G:C8	2.28	0.67
2:B:680:G:H5''	8:H:114:ASN:ND2	2.09	0.67
2:B:805:G:H5'	8:H:74:ILE:HA	1.77	0.67
2:B:1173:U:H2'	2:B:1180:A:C8	2.30	0.67
2:B:1655:G:H5''	38:LA:58:ARG:HH21	1.59	0.67
2:B:1946:A:H2'	2:B:1947:G:O4'	1.95	0.67
4:D:6:C:H1'	9:I:65:ILE:HD13	1.77	0.67
5:E:93:LEU:HD22	5:E:99:LEU:HG	1.77	0.67
11:K:85:PHE:HB2	11:K:116:PHE:CE1	2.30	0.67
13:M:44:THR:O	13:M:55:VAL:HA	1.95	0.67
15:O:166:LYS:O	15:O:167:TYR:HB2	1.95	0.67
16:P:57:LYS:H	16:P:57:LYS:HD3	1.60	0.67
19:S:169:LYS:HA	19:S:172:ARG:NH1	2.10	0.67
20:T:22:VAL:HG11	20:T:122:GLN:OE1	1.95	0.67
24:X:80:ARG:HG3	25:Y:156:TYR:HB2	1.76	0.67
28:BA:5:ILE:HB	28:BA:10:GLY:CA	2.24	0.67
58:FB:38:ILE:HD13	58:FB:80:GLY:HA2	1.77	0.67
82:DC:76:SER:HA	82:DC:100:ILE:O	1.95	0.67
1:A:1107:G:H3'	1:A:1108:G:N2	2.09	0.66

Continued on next page...

Continued from previous page...

Atom-1	Atom-2	Interatomic distance (Å)	Clash overlap (Å)
2:B:54:C:H2'	2:B:55:G:C8	2.30	0.66
2:B:353:G:H22	2:B:364:G:H2'	1.60	0.66
2:B:1456:A:N7	35:IA:64:VAL:HG11	2.10	0.66
2:B:2207:A:H3'	2:B:2208:A:C5'	2.25	0.66
2:B:2524:A:H1'	2:B:2525:G:N7	2.11	0.66
2:B:3021:A:H61	2:B:3032:A:H3'	1.60	0.66
3:C:42:G:H4'	41:OA:57:HIS:HD2	1.59	0.66
11:K:129:LEU:HD23	11:K:130:ILE:HG23	1.77	0.66
14:N:77:THR:HG22	14:N:82:ARG:HB3	1.76	0.66
20:T:142:SER:HA	20:T:145:VAL:HG22	1.76	0.66
23:W:41:ILE:O	23:W:45:VAL:HG23	1.95	0.66
30:DA:56:VAL:HG21	30:DA:104:LEU:HB3	1.77	0.66
46:TA:35:LEU:HD23	46:TA:36:PHE:H	1.59	0.66
68:PB:101:LEU:H	68:PB:104:ASN:HB2	1.61	0.66
1:A:961:U:H1'	63:KB:86:GLU:OE2	1.95	0.66
1:A:1196:A:H4'	1:A:1197:C:H5''	1.76	0.66
1:A:1282:U:H2'	1:A:1283:U:C6	2.31	0.66
1:A:1651:A:H2'	1:A:1652:C:H6	1.60	0.66
2:B:290:G:H5''	19:S:98:LEU:CD2	2.25	0.66
2:B:513:G:H2'	2:B:514:G:H8	1.60	0.66
2:B:1459:C:H5'	35:IA:33:VAL:HG22	1.75	0.66
2:B:2156:C:H2'	2:B:2178:A:H61	1.58	0.66
2:B:2356:A:N6	2:B:2983:C:H41	1.94	0.66
2:B:3013:U:H2'	2:B:3014:U:C6	2.30	0.66
2:B:3108:G:C2'	2:B:3109:G:H5''	2.25	0.66
2:B:3108:G:N2	13:M:163:GLN:HE22	1.91	0.66
9:I:294:ALA:HB2	14:N:210:ILE:HG23	1.76	0.66
10:J:26:ARG:HB3	10:J:27:PRO:HD2	1.76	0.66
13:M:36:LYS:HD2	13:M:78:MET:HE2	1.77	0.66
17:Q:3:ILE:HB	32:FA:41:HIS:CE1	2.30	0.66
20:T:124:LEU:HD23	24:X:168:PRO:CG	2.25	0.66
21:U:48:LEU:HD22	21:U:88:VAL:CG1	2.25	0.66
50:XA:7:PHE:CE2	50:XA:184:LEU:HD11	2.30	0.66
50:XA:182:LEU:O	50:XA:188:LEU:HB2	1.94	0.66
54:BB:123:LEU:HD21	54:BB:235:TYR:HB2	1.77	0.66
68:PB:32:LEU:HB2	68:PB:43:SER:HB2	1.77	0.66
1:A:1573:A:H1'	1:A:1574:G:OP2	1.94	0.66
2:B:296:A:H3'	2:B:297:G:H21	1.60	0.66
2:B:655:C:H5''	36:JA:27:ARG:N	2.10	0.66
2:B:1721:U:H2'	2:B:1723:A:OP2	1.96	0.66
2:B:2268:U:H3'	2:B:2269:U:C4'	2.25	0.66

Continued on next page...

Continued from previous page...

Atom-1	Atom-2	Interatomic distance (Å)	Clash overlap (Å)
2:B:2798:C:H5''	2:B:2800:G:OP1	1.94	0.66
12:L:183:LYS:HA	12:L:186:LEU:CD1	2.26	0.66
17:Q:42:ARG:HG2	17:Q:46:ILE:HD12	1.78	0.66
17:Q:62:THR:O	17:Q:66:ASN:HB3	1.93	0.66
18:R:127:LYS:HB2	20:T:190:VAL:HG22	1.76	0.66
24:X:117:ARG:HB2	24:X:119:ARG:HG2	1.77	0.66
24:X:151:PRO:C	24:X:153:PRO:HD3	2.15	0.66
32:FA:7:LYS:HA	32:FA:10:LYS:HB2	1.76	0.66
43:QA:28:ARG:HB3	43:QA:28:ARG:NH1	2.11	0.66
55:CB:33:VAL:O	55:CB:37:GLN:HG3	1.95	0.66
57:EB:162:ILE:HG22	57:EB:165:LYS:HD2	1.77	0.66
73:UB:69:ARG:HA	73:UB:69:ARG:HE	1.61	0.66
1:A:1424:A:H2'	1:A:1425:A:O4'	1.96	0.66
1:A:1557:U:H5'	65:MB:115:TYR:CD2	2.30	0.66
2:B:243:G:H2'	2:B:244:G:O4'	1.94	0.66
2:B:796:U:H2'	2:B:797:U:C6	2.31	0.66
2:B:1103:A:H3'	2:B:1104:G:H5'	1.78	0.66
2:B:2618:G:OP2	2:B:2644:C:H2'	1.94	0.66
2:B:2698:G:C2'	2:B:2699:G:H5''	2.26	0.66
3:C:142:C:C5'	19:S:113:LEU:HD21	2.25	0.66
9:I:286:VAL:O	9:I:290:ILE:HG12	1.94	0.66
21:U:26:PHE:HE1	21:U:120:ASN:HA	1.58	0.66
31:EA:48:ARG:O	31:EA:68:ILE:HG23	1.95	0.66
36:JA:96:ILE:HG21	36:JA:105:ARG:HG3	1.77	0.66
37:KA:31:LYS:HD2	37:KA:35:VAL:HG21	1.77	0.66
37:KA:32:ILE:HG13	37:KA:35:VAL:HG13	1.78	0.66
50:XA:143:VAL:HB	50:XA:156:VAL:HA	1.77	0.66
50:XA:197:ILE:HD13	50:XA:197:ILE:H	1.59	0.66
58:FB:46:VAL:HG23	58:FB:54:LYS:HB3	1.78	0.66
73:UB:130:VAL:HB	73:UB:140:LYS:HG2	1.76	0.66
1:A:1171:A:H2'	1:A:1172:G:H8	1.60	0.66
2:B:502:U:H3'	2:B:503:C:H5''	1.76	0.66
2:B:608:A:H5''	8:H:322:GLN:CD	2.15	0.66
2:B:856:G:H4'	2:B:1723:A:H1'	1.76	0.66
2:B:943:U:H3'	32:FA:13:GLY:CA	2.25	0.66
2:B:1504:A:H5''	21:U:23:ARG:HH11	1.60	0.66
2:B:1661:G:H2'	2:B:1662:G:O4'	1.96	0.66
2:B:2668:U:H2'	2:B:2669:G:C8	2.30	0.66
2:B:2727:A:C2	32:FA:43:ILE:HG23	2.30	0.66
2:B:3159:C:H2'	2:B:3160:U:H6	1.60	0.66
2:B:3344:A:H3'	2:B:3344:A:N3	2.10	0.66

Continued on next page...

Continued from previous page...

Atom-1	Atom-2	Interatomic distance (Å)	Clash overlap (Å)
7:G:86:VAL:HG13	7:G:160:VAL:HG13	1.78	0.66
7:G:216:ASP:OD2	7:G:341:SER:HA	1.96	0.66
20:T:16:VAL:HG22	20:T:41:LEU:HD21	1.76	0.66
27:AA:54:LEU:HD23	27:AA:54:LEU:H	1.59	0.66
30:DA:27:ARG:HG2	30:DA:78:PHE:HE1	1.59	0.66
32:FA:46:ASP:O	32:FA:47:LYS:HB3	1.95	0.66
34:HA:42:ILE:HG22	34:HA:91:SER:HA	1.77	0.66
59:GB:44:ARG:O	59:GB:48:GLN:HG3	1.95	0.66
68:PB:92:ILE:HG21	68:PB:115:ARG:NH2	2.11	0.66
1:A:409:C:H4'	1:A:1732:A:O3'	1.95	0.66
1:A:1426:C:O2'	1:A:1428:G:H5'	1.95	0.66
2:B:126:U:H1'	19:S:57:GLN:HE22	1.60	0.66
2:B:708:G:O2'	2:B:755:A:H4'	1.95	0.66
2:B:769:G:O2'	2:B:770:G:H5'	1.95	0.66
2:B:834:U:H2'	2:B:835:G:C5'	2.25	0.66
2:B:1364:C:H2'	2:B:1365:G:H8	1.61	0.66
2:B:1378:U:H2'	2:B:1379:G:H8	1.61	0.66
2:B:1948:G:H5'	23:W:101:VAL:HG11	1.76	0.66
2:B:3148:U:H2'	2:B:3149:G:H8	1.58	0.66
9:I:17:GLN:CG	25:Y:22:HIS:H	2.08	0.66
16:P:123:ARG:HH12	48:VA:42:ARG:CD	2.09	0.66
18:R:47:ASP:HA	18:R:55:ARG:HA	1.77	0.66
28:BA:21:PHE:HD2	28:BA:29:PHE:HB2	1.59	0.66
32:FA:100:PRO:HD2	32:FA:123:VAL:HA	1.78	0.66
82:DC:578:LYS:CB	82:DC:585:ARG:HG2	2.23	0.66
82:DC:675:PRO:HB3	82:DC:714:TYR:HD1	1.60	0.66
1:A:143:G:C2'	1:A:144:U:H5''	2.26	0.66
1:A:569:C:O4'	1:A:583:C:H4'	1.96	0.66
1:A:1454:G:H4'	65:MB:122:THR:HG21	1.76	0.66
1:A:1654:G:H21	1:A:1746:A:H62	1.43	0.66
2:B:1799:A:H2'	2:B:1800:A:H8	1.60	0.66
2:B:3369:G:H5''	28:BA:56:ARG:HH12	1.60	0.66
8:H:263:GLY:HA3	8:H:269:SER:HA	1.78	0.66
9:I:146:LEU:HD12	9:I:147:ASP:N	2.11	0.66
11:K:75:TYR:HE2	25:Y:143:THR:HA	1.60	0.66
12:L:136:LEU:O	12:L:140:VAL:HG23	1.96	0.66
14:N:135:ILE:HG22	14:N:136:PHE:CD1	2.30	0.66
23:W:157:GLU:HA	23:W:160:GLU:HG2	1.76	0.66
36:JA:61:LYS:HA	36:JA:64:LYS:HB2	1.76	0.66
37:KA:35:VAL:HB	37:KA:79:GLY:HA3	1.78	0.66
52:ZA:111:VAL:HG21	52:ZA:218:ILE:HD13	1.76	0.66

Continued on next page...

Continued from previous page...

Atom-1	Atom-2	Interatomic distance (Å)	Clash overlap (Å)
57:EB:20:VAL:HA	57:EB:23:ALA:HB3	1.77	0.66
82:DC:804:LEU:HD12	82:DC:806:SER:H	1.60	0.66
2:B:192:C:H2'	2:B:193:C:H6	1.61	0.66
2:B:208:C:C2'	2:B:209:A:H5'	2.25	0.66
2:B:1010:G:H1	2:B:1040:A:H61	1.43	0.66
2:B:3279:A:H5'	2:B:3279:A:H8	1.61	0.66
3:C:98:U:H2'	3:C:99:C:H5'	1.78	0.66
7:G:119:TYR:CE1	7:G:125:SER:HB2	2.31	0.66
9:I:278:SER:O	9:I:282:ARG:HG3	1.95	0.66
13:M:128:VAL:HG13	13:M:134:ILE:HD13	1.77	0.66
17:Q:79:GLU:HA	17:Q:82:ALA:HB3	1.77	0.66
24:X:9:VAL:HG22	24:X:61:ILE:HD12	1.78	0.66
26:Z:19:VAL:HG12	26:Z:105:LEU:HD13	1.78	0.66
49:WA:190:ALA:HB2	49:WA:228:LYS:HG2	1.78	0.66
50:XA:13:ASP:HA	50:XA:16:LEU:HD12	1.76	0.66
56:DB:52:ILE:HG12	56:DB:109:LEU:HD21	1.77	0.66
73:UB:117:ILE:HD12	73:UB:120:VAL:HB	1.78	0.66
83:EC:6886:A:H2'	83:EC:6887:G:C5'	2.24	0.66
1:A:1169:G:H2'	1:A:1170:G:H5'	1.76	0.66
1:A:1639:C:H2'	1:A:1640:C:O4'	1.95	0.66
2:B:10:C:H4'	12:L:55:TYR:HB2	1.77	0.66
2:B:61:A:H2'	2:B:62:A:C8	2.31	0.66
2:B:148:G:H5''	19:S:55:ALA:HB3	1.78	0.66
2:B:389:A:H2'	2:B:390:G:C4'	2.26	0.66
2:B:823:C:H2'	2:B:824:C:H6	1.59	0.66
2:B:965:A:H4'	32:FA:44:ASN:HD22	1.60	0.66
2:B:1175:C:H2'	2:B:1176:C:C6	2.31	0.66
2:B:2652:U:H4'	46:TA:89:LYS:HE3	1.77	0.66
2:B:3229:G:H2'	2:B:3230:G:O4'	1.96	0.66
8:H:29:PRO:CG	8:H:279:HIS:HA	2.26	0.66
8:H:181:VAL:O	8:H:182:LEU:HB3	1.96	0.66
55:CB:133:VAL:O	55:CB:137:ILE:HG12	1.96	0.66
67:OB:23:LYS:HB3	67:OB:34:LEU:HD21	1.76	0.66
68:PB:53:ASP:CB	68:PB:56:LYS:HB2	2.24	0.66
78:ZB:14:LYS:HG3	78:ZB:15:VAL:H	1.60	0.66
82:DC:129:VAL:HG11	82:DC:135:VAL:HG12	1.76	0.66
1:A:144:U:H6	1:A:144:U:H5'	1.60	0.66
1:A:600:U:H2'	1:A:601:A:H8	1.61	0.66
2:B:296:A:C2'	2:B:297:G:H5'	2.24	0.66
2:B:847:A:H4'	63:KB:123:HIS:CE1	2.31	0.66
2:B:1128:U:H2'	2:B:1129:A:O4'	1.96	0.66

Continued on next page...

Continued from previous page...

Atom-1	Atom-2	Interatomic distance (Å)	Clash overlap (Å)
2:B:2076:G:H2'	2:B:2077:U:H5''	1.76	0.66
2:B:3312:U:C2'	2:B:3313:U:H5''	2.24	0.66
6:F:3:ARG:HG2	6:F:4:VAL:N	2.06	0.66
6:F:77:ILE:HG21	6:F:169:ILE:HD12	1.78	0.66
7:G:135:ALA:O	7:G:139:GLN:HG2	1.97	0.66
7:G:151:ILE:HG23	7:G:155:ALA:HB3	1.78	0.66
11:K:166:ASN:HA	11:K:169:ILE:HD12	1.76	0.66
18:R:50:LYS:HZ2	18:R:50:LYS:H	1.44	0.66
19:S:118:SER:CB	19:S:132:VAL:HG22	2.27	0.66
30:DA:56:VAL:HG22	30:DA:57:LEU:H	1.61	0.66
46:TA:3:ASN:ND2	46:TA:97:LYS:HD3	2.10	0.66
49:WA:179:LYS:HB3	49:WA:188:ILE:HD13	1.78	0.66
57:EB:63:PRO:C	57:EB:65:PRO:HD2	2.16	0.66
82:DC:100:ILE:HD13	82:DC:335:LEU:HD22	1.77	0.66
1:A:96:G:H5'	1:A:460:A:O2'	1.96	0.65
1:A:398:G:OP1	58:FB:49:ARG:HA	1.96	0.65
1:A:868:G:H1	1:A:960:U:H3	1.43	0.65
2:B:282:G:N2	19:S:179:LYS:HA	2.11	0.65
2:B:502:U:C3'	2:B:503:C:H5''	2.26	0.65
2:B:1692:U:H1'	2:B:1755:C:H4'	1.78	0.65
8:H:281:ILE:HG13	22:V:125:ASP:HB2	1.78	0.65
11:K:114:GLY:O	11:K:205:PHE:HB2	1.97	0.65
22:V:177:GLY:CA	22:V:184:PHE:HB2	2.25	0.65
50:XA:153:SER:O	71:SB:63:GLY:HA2	1.96	0.65
52:ZA:58:LEU:HA	71:SB:12:TYR:HE1	1.60	0.65
55:CB:130:ILE:O	55:CB:134:VAL:HG23	1.96	0.65
60:HB:69:THR:O	60:HB:73:VAL:HG23	1.97	0.65
1:A:70:C:H2'	1:A:71:A:C8	2.31	0.65
1:A:79:C:H2'	1:A:80:A:O4'	1.96	0.65
1:A:1608:U:H2'	1:A:1609:U:C6	2.31	0.65
2:B:211:A:H5'	2:B:229:G:C1'	2.21	0.65
2:B:590:G:C2'	2:B:591:G:H5'	2.25	0.65
2:B:1242:G:C4	82:DC:754:VAL:HB	2.32	0.65
12:L:151:VAL:HB	12:L:176:PRO:O	1.97	0.65
14:N:93:PRO:HB2	14:N:125:LEU:HB3	1.77	0.65
17:Q:109:PHE:CE1	17:Q:113:VAL:HG21	2.31	0.65
17:Q:110:ASP:O	17:Q:114:GLN:HG2	1.96	0.65
48:VA:91:GLU:HB3	48:VA:92:PRO:HD2	1.78	0.65
55:CB:46:TRP:HE1	55:CB:122:ASN:HD22	1.44	0.65
82:DC:575:ALA:O	82:DC:587:TYR:HA	1.95	0.65
1:A:332:U:H4'	58:FB:29:LEU:O	1.95	0.65

Continued on next page...

Continued from previous page...

Atom-1	Atom-2	Interatomic distance (Å)	Clash overlap (Å)
2:B:355:A:H61	2:B:364:G:H1'	1.61	0.65
2:B:886:C:H2'	2:B:887:G:H8	1.61	0.65
2:B:1809:A:H2'	2:B:1810:A:O4'	1.97	0.65
2:B:3019:U:H2'	2:B:3020:U:O4'	1.96	0.65
8:H:230:VAL:HA	8:H:233:LEU:HG	1.78	0.65
8:H:293:SER:HA	8:H:296:GLN:HG2	1.78	0.65
14:N:51:HIS:HB3	14:N:134:ILE:CG2	2.25	0.65
36:JA:21:HIS:ND1	36:JA:24:ARG:HD2	2.11	0.65
58:FB:74:LYS:HE3	58:FB:112:TRP:CD1	2.31	0.65
63:KB:118:ILE:O	63:KB:122:ILE:HG13	1.95	0.65
82:DC:163:ALA:O	82:DC:164:LEU:HD23	1.96	0.65
1:A:810:G:H21	57:EB:108:GLN:HG3	1.61	0.65
1:A:1533:C:H4'	1:A:1539:G:C6	2.31	0.65
2:B:871:U:H2'	2:B:872:U:C6	2.31	0.65
2:B:1692:U:O2'	2:B:1755:C:H5'	1.97	0.65
2:B:1814:A:H5''	2:B:1816:A:H1'	1.78	0.65
2:B:2129:U:H2'	2:B:2130:G:H8	1.61	0.65
2:B:3171:U:H3	2:B:3279:A:H61	1.45	0.65
4:D:13:A:H5'	4:D:112:G:O5'	1.95	0.65
5:E:114:GLU:H	5:E:139:SER:HB2	1.62	0.65
7:G:35:ASP:OD1	7:G:184:ASN:HA	1.96	0.65
12:L:61:GLN:HB3	19:S:28:TRP:HH2	1.62	0.65
20:T:13:GLY:O	20:T:124:LEU:HD12	1.96	0.65
48:VA:107:ALA:N	48:VA:182:THR:HG21	2.12	0.65
56:DB:57:ASP:HB3	56:DB:106:LEU:HD23	1.78	0.65
58:FB:98:LYS:HD2	58:FB:172:ARG:HG2	1.79	0.65
77:YB:29:ARG:HB3	77:YB:29:ARG:NH1	2.11	0.65
83:EC:6769:A:N6	83:EC:6772:G:H5'	2.11	0.65
83:EC:6793:A:H3'	83:EC:6794:C:H5''	1.78	0.65
83:EC:6894:C:H2'	83:EC:6895:C:H4'	1.77	0.65
1:A:186:C:H2'	1:A:187:G:O4'	1.96	0.65
1:A:186:C:H6	1:A:186:C:H5'	1.60	0.65
1:A:806:A:C3'	1:A:807:A:H5''	2.23	0.65
2:B:203:G:H2'	2:B:204:A:O4'	1.96	0.65
2:B:916:G:OP1	2:B:2957:G:H5''	1.96	0.65
2:B:1485:G:H2'	2:B:1486:G:C8	2.32	0.65
2:B:1494:U:H1'	2:B:1496:C:C5	2.32	0.65
2:B:1875:G:H2'	2:B:1876:U:C6	2.31	0.65
2:B:2367:A:H2'	2:B:2368:A:O4'	1.96	0.65
2:B:2424:A:O3'	19:S:72:LYS:HE2	1.97	0.65
2:B:2469:G:H4'	5:E:27:ASN:HA	1.77	0.65

Continued on next page...

Continued from previous page...

Atom-1	Atom-2	Interatomic distance (Å)	Clash overlap (Å)
2:B:2549:G:C6	12:L:33:ASN:HA	2.31	0.65
2:B:2949:U:H2'	2:B:2950:G:H5'	1.79	0.65
8:H:152:VAL:HG11	8:H:156:LEU:HD12	1.78	0.65
8:H:257:LYS:O	8:H:261:VAL:HG23	1.96	0.65
11:K:86:VAL:HG12	11:K:134:VAL:HB	1.78	0.65
11:K:210:PRO:HD3	11:K:243:MET:HG2	1.78	0.65
13:M:93:VAL:HG11	44:RA:86:ALA:HB2	1.79	0.65
17:Q:124:ILE:O	39:MA:116:TYR:HA	1.95	0.65
26:Z:96:VAL:HG12	26:Z:97:SER:H	1.61	0.65
32:FA:35:ALA:HB3	32:FA:41:HIS:ND1	2.12	0.65
37:KA:55:ALA:HB3	37:KA:63:LYS:O	1.96	0.65
48:VA:7:LYS:HA	48:VA:10:GLU:HG2	1.77	0.65
69:QB:82:GLY:O	69:QB:93:HIS:HA	1.97	0.65
69:QB:99:SER:HA	69:QB:102:ARG:NH1	2.12	0.65
72:TB:5:SER:HB3	72:TB:8:ALA:HB3	1.78	0.65
82:DC:120:ARG:HH21	82:DC:356:LEU:HD23	1.61	0.65
82:DC:155:VAL:HG23	82:DC:202:VAL:HG23	1.79	0.65
82:DC:698:ILE:HD11	82:DC:699:DDE:HAC3	1.79	0.65
2:B:797:U:H2'	2:B:798:G:H8	1.61	0.65
2:B:995:U:C1'	2:B:2637:A:H5'	2.24	0.65
2:B:1663:C:H2'	2:B:1664:G:C8	2.31	0.65
2:B:2250:G:H1	2:B:2266:U:H3	1.43	0.65
3:C:11:C:H2'	3:C:12:A:H8	1.60	0.65
7:G:78:VAL:HG21	7:G:311:PHE:HZ	1.61	0.65
8:H:104:LYS:HA	8:H:104:LYS:NZ	2.12	0.65
9:I:111:GLN:HA	9:I:116:ASP:HB2	1.77	0.65
13:M:36:LYS:HD2	13:M:78:MET:CE	2.27	0.65
20:T:151:ASP:HA	20:T:154:ALA:HB3	1.77	0.65
28:BA:31:PHE:HB3	28:BA:36:SER:OG	1.96	0.65
32:FA:28:HIS:HB3	32:FA:31:GLY:O	1.96	0.65
34:HA:31:VAL:HG12	34:HA:35:ARG:HD3	1.79	0.65
34:HA:42:ILE:HG23	34:HA:65:THR:HG21	1.78	0.65
39:MA:29:ALA:O	39:MA:33:VAL:HG23	1.95	0.65
55:CB:33:VAL:HG12	55:CB:37:GLN:CD	2.17	0.65
59:GB:59:LEU:HD22	59:GB:69:ARG:HA	1.78	0.65
67:OB:43:SER:HB3	67:OB:46:LEU:HD13	1.78	0.65
1:A:476:U:C5'	1:A:538:A:H61	2.07	0.65
1:A:769:A:H2'	1:A:770:A:C8	2.32	0.65
2:B:381:U:H2'	2:B:382:U:C5	2.31	0.65
2:B:595:G:H2'	2:B:596:C:C6	2.32	0.65
2:B:1129:A:OP1	14:N:13:LYS:HD3	1.96	0.65

Continued on next page...

Continued from previous page...

Atom-1	Atom-2	Interatomic distance (Å)	Clash overlap (Å)
2:B:1186:G:H4'	24:X:113:ARG:NH1	2.11	0.65
2:B:2738:A:H4'	33:GA:37:PRO:HD2	1.78	0.65
2:B:2995:A:C2'	2:B:2996:U:H5''	2.26	0.65
4:D:16:U:H2'	4:D:17:A:H8	1.62	0.65
5:E:23:THR:HG22	5:E:24:LYS:H	1.62	0.65
13:M:72:LYS:HD3	13:M:73:SER:N	2.12	0.65
14:N:5:PRO:HG3	14:N:7:ARG:NH1	2.11	0.65
16:P:78:SER:HA	16:P:117:ARG:HE	1.62	0.65
20:T:57:PHE:CE2	20:T:72:HIS:HA	2.32	0.65
48:VA:77:LEU:O	48:VA:80:VAL:HG23	1.97	0.65
54:BB:121:TYR:CD2	54:BB:161:LYS:HE3	2.31	0.65
61:IB:45:PRO:HG2	61:IB:48:ALA:HB2	1.78	0.65
82:DC:147:LEU:HD21	82:DC:189:VAL:HG13	1.79	0.65
82:DC:634:TRP:HB3	82:DC:664:VAL:HG21	1.78	0.65
83:EC:6852:U:H2'	83:EC:6853:G:H8	1.60	0.65
1:A:607:G:H5'	1:A:613:G:N2	2.12	0.65
1:A:959:U:C6	63:KB:61:THR:HB	2.32	0.65
1:A:1112:G:H1'	1:A:1133:A:H61	1.62	0.65
2:B:650:C:H2'	2:B:651:G:C8	2.32	0.65
2:B:847:A:H4'	63:KB:123:HIS:NE2	2.11	0.65
2:B:1348:U:H5'	2:B:1355:A:N6	2.12	0.65
2:B:1640:G:H5'	2:B:1738:C:H5''	1.78	0.65
3:C:118:C:H2'	3:C:119:C:C6	2.31	0.65
7:G:159:ARG:HG2	7:G:182:GLN:HA	1.78	0.65
8:H:194:TYR:HA	30:DA:12:ARG:HD3	1.77	0.65
8:H:296:GLN:HA	8:H:299:ILE:HB	1.78	0.65
14:N:135:ILE:HG22	14:N:136:PHE:HD1	1.62	0.65
17:Q:47:ALA:CB	17:Q:48:PRO:HD3	2.23	0.65
31:EA:7:ALA:HA	31:EA:89:VAL:HG12	1.79	0.65
46:TA:73:GLU:HA	46:TA:80:ARG:HA	1.79	0.65
48:VA:30:VAL:O	48:VA:31:ASP:HB2	1.96	0.65
48:VA:145:ILE:HG23	48:VA:148:GLY:HA2	1.79	0.65
50:XA:11:PRO:O	50:XA:15:GLN:HG3	1.97	0.65
52:ZA:101:VAL:HG11	52:ZA:211:LEU:HD12	1.79	0.65
57:EB:91:ILE:HD11	57:EB:129:LEU:HA	1.79	0.65
69:QB:31:PRO:HD2	69:QB:34:VAL:HB	1.78	0.65
1:A:975:C:H5''	63:KB:109:LYS:HE3	1.79	0.65
2:B:88:A:H2'	2:B:89:A:O4'	1.96	0.65
2:B:599:C:H3'	2:B:600:G:H5''	1.79	0.65
2:B:939:U:H2'	2:B:940:G:C8	2.31	0.65
2:B:973:A:H2'	2:B:974:G:H4'	1.78	0.65

Continued on next page...

Continued from previous page...

Atom-1	Atom-2	Interatomic distance (Å)	Clash overlap (Å)
2:B:1789:G:H2'	2:B:1790:G:C8	2.32	0.65
2:B:3279:A:C2'	2:B:3280:U:H5'	2.27	0.65
9:I:33:ARG:HG2	9:I:37:VAL:HG21	1.79	0.65
11:K:87:VAL:HG22	11:K:114:GLY:HA3	1.77	0.65
18:R:119:GLN:O	18:R:123:LEU:HB2	1.96	0.65
21:U:19:GLY:N	21:U:94:LEU:HD11	2.10	0.65
22:V:163:PRO:HG2	22:V:165:ILE:HG22	1.79	0.65
43:QA:10:LYS:HA	43:QA:13:MET:SD	2.36	0.65
43:QA:36:ARG:HB2	43:QA:36:ARG:HH11	1.62	0.65
57:EB:49:ILE:HD11	57:EB:57:ALA:HB3	1.79	0.65
66:NB:6:SER:HB3	66:NB:23:LYS:HB3	1.79	0.65
67:OB:43:SER:HB3	67:OB:46:LEU:CD1	2.26	0.65
82:DC:564:ARG:CB	82:DC:682:ARG:HB2	2.23	0.65
82:DC:809:LEU:O	82:DC:811:PRO:HD3	1.96	0.65
1:A:767:U:H6	59:GB:141:VAL:HA	1.60	0.65
1:A:877:G:H4'	1:A:942:G:N2	2.12	0.65
2:B:406:G:H1'	3:C:17:A:N6	2.11	0.65
2:B:2210:G:C6	2:B:2236:G:C2	2.85	0.65
2:B:2402:A:H3'	8:H:67:THR:CG2	2.27	0.65
2:B:3163:A:C3'	2:B:3164:C:H5''	2.26	0.65
3:C:71:A:H5''	30:DA:75:ARG:HH22	1.62	0.65
6:F:20:THR:HA	6:F:23:ARG:HD2	1.79	0.65
7:G:128:LYS:HE2	7:G:131:THR:HG21	1.77	0.65
12:L:203:VAL:HG11	12:L:208:GLU:OE1	1.97	0.65
15:O:61:ARG:HB3	46:TA:103:ALA:CB	2.27	0.65
17:Q:14:PHE:HB3	17:Q:18:TRP:CZ2	2.32	0.65
19:S:42:PRO:HA	19:S:131:GLU:OE2	1.97	0.65
28:BA:8:PHE:HE2	28:BA:49:ILE:HG13	1.61	0.65
38:LA:65:VAL:HG12	38:LA:66:SER:H	1.62	0.65
40:NA:45:ARG:O	40:NA:49:GLY:HA2	1.97	0.65
49:WA:127:ARG:HD3	49:WA:150:TRP:CZ3	2.32	0.65
82:DC:135:VAL:HG11	82:DC:185:VAL:CG2	2.25	0.65
1:A:82:U:H2'	1:A:83:G:O4'	1.97	0.64
1:A:373:G:H4'	61:IB:96:LYS:HG3	1.77	0.64
2:B:700:C:H2'	2:B:701:G:C8	2.32	0.64
2:B:929:A:H1'	41:OA:49:TRP:CE3	2.32	0.64
2:B:979:U:H4'	2:B:980:A:C8	2.32	0.64
2:B:1040:A:H2'	14:N:198:LYS:HE2	1.79	0.64
2:B:1442:U:H2'	2:B:1443:G:O4'	1.97	0.64
2:B:2760:C:H2'	2:B:2761:G:H8	1.62	0.64
2:B:2949:U:C2'	2:B:2950:G:H5'	2.27	0.64

Continued on next page...

Continued from previous page...

Atom-1	Atom-2	Interatomic distance (Å)	Clash overlap (Å)
2:B:3049:A:H4'	7:G:364:LYS:HG2	1.79	0.64
2:B:3138:U:H2'	2:B:3139:A:C8	2.32	0.64
5:E:110:PHE:HD2	5:E:135:PRO:HG3	1.61	0.64
7:G:173:GLN:OE1	7:G:175:LYS:HB3	1.97	0.64
13:M:99:ILE:HG12	13:M:117:PHE:CD1	2.32	0.64
20:T:44:SER:HA	20:T:135:TYR:HA	1.78	0.64
30:DA:119:ILE:HG22	30:DA:124:GLY:HA3	1.79	0.64
32:FA:75:LEU:CD1	32:FA:137:LYS:HD2	2.26	0.64
52:ZA:157:LYS:HE2	52:ZA:170:ILE:HG23	1.78	0.64
82:DC:32:LYS:CB	82:DC:128:VAL:HG21	2.27	0.64
1:A:1064:G:H2'	1:A:1065:A:C8	2.32	0.64
1:A:1413:U:H5'	67:OB:3:ARG:NH1	2.12	0.64
1:A:1485:C:H2'	1:A:1486:G:H4'	1.78	0.64
1:A:1737:G:H4'	2:B:1933:A:C2	2.33	0.64
2:B:704:U:H3'	2:B:705:A:C5'	2.27	0.64
2:B:1254:C:H4'	16:P:135:THR:HG21	1.79	0.64
2:B:1544:G:H4'	2:B:2168:A:H4'	1.79	0.64
2:B:2993:G:H4'	21:U:79:THR:HG22	1.80	0.64
2:B:3343:G:H2'	2:B:3361:G:N2	2.11	0.64
6:F:33:ASP:H	6:F:36:GLU:HB2	1.62	0.64
6:F:185:ALA:O	6:F:188:LYS:HG2	1.95	0.64
16:P:82:ILE:O	16:P:86:LYS:HB2	1.97	0.64
17:Q:77:LEU:O	17:Q:81:LYS:HB2	1.97	0.64
24:X:100:VAL:O	24:X:104:GLU:HB2	1.97	0.64
48:VA:112:GLY:HA2	48:VA:165:VAL:O	1.96	0.64
56:DB:67:VAL:HG23	56:DB:100:ALA:N	2.12	0.64
61:IB:99:ARG:HH12	73:UB:7:ARG:HA	1.60	0.64
67:OB:16:LEU:HD22	67:OB:38:ILE:HD13	1.80	0.64
69:QB:64:HIS:NE2	69:QB:68:ARG:HD2	2.12	0.64
82:DC:332:ASP:O	82:DC:336:GLU:HB2	1.98	0.64
82:DC:835:TRP:O	82:DC:839:TYR:HB2	1.96	0.64
1:A:505:A:H3'	1:A:506:A:C5'	2.27	0.64
1:A:562:G:H2'	1:A:563:U:O4'	1.98	0.64
1:A:1519:U:H2'	1:A:1520:U:H5	1.60	0.64
2:B:1919:G:H1'	2:B:1934:G:C2	2.32	0.64
2:B:2271:A:H8	2:B:2272:G:H5'	1.62	0.64
2:B:2967:A:H4'	6:F:206:PRO:HG3	1.79	0.64
2:B:3080:G:H2'	2:B:3081:C:C6	2.32	0.64
8:H:326:ARG:HB3	8:H:327:LEU:HD12	1.78	0.64
11:K:210:PRO:HB3	11:K:243:MET:HG3	1.79	0.64
32:FA:79:TRP:CA	32:FA:82:ILE:HD13	2.18	0.64

Continued on next page...

Continued from previous page...

Atom-1	Atom-2	Interatomic distance (Å)	Clash overlap (Å)
82:DC:436:LEU:HA	82:DC:454:ILE:HD11	1.78	0.64
1:A:1184:A:H2'	1:A:1185:U:C4'	2.27	0.64
1:A:1419:G:O2'	79:AC:54:LYS:HB3	1.98	0.64
2:B:54:C:H2'	2:B:55:G:H8	1.62	0.64
2:B:2193:U:H5'	2:B:2194:G:H5'	1.79	0.64
8:H:220:ARG:NH1	30:DA:4:GLN:HB2	2.12	0.64
11:K:102:VAL:HG13	11:K:126:LEU:HD22	1.80	0.64
14:N:92:HIS:HB3	14:N:94:PHE:CE2	2.33	0.64
17:Q:24:VAL:HG22	19:S:199:LEU:HB2	1.79	0.64
19:S:199:LEU:HB3	19:S:203:ARG:CD	2.28	0.64
31:EA:21:LYS:HA	31:EA:49:TYR:OH	1.97	0.64
48:VA:30:VAL:HG12	48:VA:83:ASN:O	1.98	0.64
61:IB:75:VAL:CA	61:IB:86:ILE:HG22	2.26	0.64
70:RB:27:THR:HA	70:RB:87:HIS:O	1.97	0.64
73:UB:54:LEU:CD1	73:UB:82:LYS:HG3	2.27	0.64
77:YB:36:LYS:HD3	77:YB:43:ILE:HG22	1.79	0.64
1:A:600:U:H2'	1:A:601:A:C8	2.33	0.64
1:A:1739:C:H2'	1:A:1740:A:C8	2.32	0.64
2:B:44:U:H4'	46:TA:54:THR:HG22	1.79	0.64
2:B:681:U:H1'	2:B:696:C:C5	2.33	0.64
2:B:874:U:OP1	7:G:241:LYS:HE3	1.96	0.64
2:B:1327:C:H1'	37:KA:77:ASN:HD21	1.62	0.64
2:B:1522:U:H3'	29:CA:113:LEU:HD22	1.79	0.64
2:B:1757:A:H2'	2:B:1758:G:C8	2.33	0.64
2:B:2207:A:H3'	2:B:2208:A:H5''	1.79	0.64
2:B:2275:A:H62	2:B:2311:G:H1'	1.62	0.64
2:B:3060:C:H2'	2:B:3061:G:H8	1.60	0.64
3:C:24:G:N7	30:DA:13:ARG:HG2	2.12	0.64
9:I:148:ILE:HG23	9:I:151:GLN:HB2	1.80	0.64
16:P:101:SER:N	16:P:139:VAL:HG12	2.10	0.64
18:R:17:VAL:CG1	18:R:72:LEU:HD22	2.27	0.64
18:R:108:ARG:HH22	18:R:112:LEU:HA	1.62	0.64
27:AA:85:TRP:CZ3	27:AA:94:TYR:HA	2.31	0.64
39:MA:71:LYS:HA	39:MA:71:LYS:HE3	1.80	0.64
47:UA:14:TYR:HA	47:UA:17:ARG:NH1	2.11	0.64
50:XA:178:ALA:O	50:XA:181:VAL:HG22	1.96	0.64
56:DB:73:ILE:HG13	56:DB:75:LEU:HG	1.80	0.64
57:EB:30:SER:O	57:EB:31:SER:HB2	1.98	0.64
82:DC:724:ILE:HG23	82:DC:808:PRO:HB3	1.80	0.64
83:EC:6903:U:H3	83:EC:6910:A:H61	1.43	0.64
1:A:509:G:H2'	1:A:510:G:C8	2.33	0.64

Continued on next page...

Continued from previous page...

Atom-1	Atom-2	Interatomic distance (Å)	Clash overlap (Å)
2:B:198:A:H4'	30:DA:61:GLY:HA2	1.80	0.64
2:B:1257:C:H1'	16:P:123:ARG:CZ	2.27	0.64
2:B:1294:A:O2'	2:B:1295:G:H8	1.80	0.64
2:B:2248:C:O2'	2:B:2272:G:H4'	1.98	0.64
2:B:2251:G:H3'	2:B:2252:A:H8	1.61	0.64
2:B:2528:G:H2'	2:B:2529:A:O4'	1.98	0.64
2:B:3229:G:C2	2:B:3230:G:H1'	2.33	0.64
18:R:35:ILE:HG13	18:R:46:ILE:CG2	2.27	0.64
21:U:27:LYS:H	21:U:27:LYS:HD2	1.61	0.64
24:X:12:ARG:CZ	24:X:22:PRO:HD2	2.28	0.64
36:JA:85:LEU:HB2	36:JA:88:HIS:HB2	1.79	0.64
48:VA:107:ALA:HB3	48:VA:182:THR:HB	1.79	0.64
54:BB:35:PRO:HB3	54:BB:143:ASP:O	1.96	0.64
54:BB:160:VAL:CG1	54:BB:169:ILE:HG23	2.28	0.64
56:DB:68:LEU:H	56:DB:100:ALA:HB3	1.63	0.64
59:GB:40:LYS:HA	59:GB:43:TYR:CD2	2.32	0.64
60:HB:23:ALA:O	60:HB:64:TYR:HB2	1.98	0.64
69:QB:73:VAL:HG12	69:QB:77:ASN:HD21	1.61	0.64
1:A:163:G:O2'	1:A:164:A:H5'	1.98	0.64
1:A:373:G:H2'	1:A:374:U:C6	2.33	0.64
1:A:865:A:H2'	1:A:866:G:O4'	1.97	0.64
1:A:946:U:H2'	1:A:947:U:C6	2.33	0.64
1:A:1475:A:H2'	1:A:1476:C:C6	2.32	0.64
2:B:404:G:H3'	2:B:404:G:OP1	1.97	0.64
2:B:1523:U:H5'	2:B:1834:U:C4	2.33	0.64
2:B:1843:C:H3'	2:B:1844:C:C6	2.32	0.64
2:B:1898:G:H5'	27:AA:17:LEU:CD2	2.28	0.64
2:B:2268:U:C6	2:B:2269:U:H1'	2.33	0.64
8:H:103:THR:HA	8:H:107:ARG:NH2	2.12	0.64
12:L:153:ILE:HG23	12:L:166:LEU:HD12	1.80	0.64
13:M:23:ARG:HB2	13:M:39:LYS:HG2	1.80	0.64
13:M:182:SER:HA	44:RA:85:LEU:HD21	1.79	0.64
18:R:108:ARG:NH2	18:R:112:LEU:HA	2.13	0.64
22:V:32:LEU:O	22:V:35:PHE:HB3	1.97	0.64
29:CA:116:PRO:O	43:QA:14:ALA:HA	1.97	0.64
47:UA:54:ILE:HG23	47:UA:63:THR:HG23	1.79	0.64
61:IB:57:LYS:HB3	61:IB:131:ILE:HD12	1.79	0.64
66:NB:109:PHE:CD1	66:NB:116:LEU:HG	2.32	0.64
82:DC:589:LYS:HD2	82:DC:689:LEU:HD11	1.78	0.64
82:DC:724:ILE:CG2	82:DC:808:PRO:HB3	2.28	0.64
1:A:1487:A:H5'	1:A:1593:A:H4'	1.80	0.64

Continued on next page...

Continued from previous page...

Atom-1	Atom-2	Interatomic distance (Å)	Clash overlap (Å)
1:A:1529:C:H2'	1:A:1530:C:C6	2.32	0.64
2:B:1927:G:H4'	47:UA:5:THR:HG22	1.80	0.64
2:B:2154:U:H2'	2:B:2155:G:C8	2.33	0.64
7:G:41:VAL:HG21	7:G:194:TRP:HB2	1.80	0.64
12:L:156:ASP:CB	12:L:183:LYS:HD3	2.27	0.64
37:KA:72:THR:OG1	37:KA:82:ARG:HB2	1.98	0.64
48:VA:111:ALA:HB1	48:VA:167:GLN:HA	1.79	0.64
61:IB:74:THR:OG1	61:IB:87:ARG:HB3	1.98	0.64
73:UB:24:TRP:O	73:UB:30:LYS:HE3	1.97	0.64
1:A:348:U:H4'	58:FB:14:THR:HA	1.80	0.64
1:A:965:U:H3'	1:A:966:A:H5'	1.79	0.64
1:A:1432:U:H4'	1:A:1433:G:H5''	1.80	0.64
2:B:317:A:H3'	2:B:318:A:H8	1.62	0.64
2:B:713:U:O2'	2:B:754:G:H5''	1.97	0.64
2:B:769:G:C2'	2:B:770:G:H5'	2.27	0.64
2:B:1661:G:O2'	2:B:1662:G:H5'	1.97	0.64
2:B:1702:U:H2'	2:B:1703:U:C6	2.32	0.64
2:B:2225:U:H2'	2:B:2226:U:C6	2.33	0.64
2:B:2261:G:H21	2:B:2262:A:N6	1.96	0.64
2:B:2514:U:H5'	12:L:68:ARG:HD2	1.79	0.64
10:J:28:GLN:HG2	10:J:30:LEU:HD22	1.78	0.64
11:K:207:LEU:HD22	11:K:240:VAL:HG12	1.80	0.64
56:DB:88:ARG:HB3	56:DB:91:GLU:HB2	1.78	0.64
79:AC:31:ILE:HB	79:AC:36:LEU:HD11	1.79	0.64
82:DC:224:GLN:NE2	82:DC:328:LEU:HD22	2.12	0.64
82:DC:634:TRP:CZ3	82:DC:660:LYS:HA	2.33	0.64
1:A:589:C:H2'	1:A:590:C:H6	1.62	0.64
2:B:907:G:O5'	2:B:909:G:H1'	1.98	0.64
2:B:1932:A:C2	2:B:2124:G:H5''	2.33	0.64
2:B:2242:A:C5'	6:F:243:THR:HG23	2.28	0.64
2:B:3170:A:H2'	2:B:3171:U:C6	2.33	0.64
2:B:3311:C:C2'	2:B:3312:U:H5'	2.26	0.64
8:H:23:PRO:HG3	8:H:258:LEU:HG	1.80	0.64
8:H:64:SER:CA	8:H:75:PRO:HA	2.27	0.64
8:H:309:ARG:NE	8:H:312:VAL:HG11	2.13	0.64
11:K:155:LYS:HD3	11:K:201:PHE:HA	1.79	0.64
14:N:213:PHE:N	14:N:214:PRO:HD3	2.13	0.64
20:T:126:VAL:HG21	24:X:170:THR:CG2	2.28	0.64
31:EA:61:LYS:O	31:EA:65:ARG:HG2	1.97	0.64
55:CB:46:TRP:CG	55:CB:129:PRO:HG3	2.33	0.64
55:CB:142:PRO:HG3	55:CB:214:LYS:HG2	1.78	0.64

Continued on next page...

Continued from previous page...

Atom-1	Atom-2	Interatomic distance (Å)	Clash overlap (Å)
73:UB:24:TRP:CZ3	73:UB:33:LEU:HD13	2.33	0.64
77:YB:35:VAL:HG22	77:YB:79:PHE:HA	1.80	0.64
82:DC:111:PHE:C	82:DC:113:SER:H	2.01	0.64
1:A:56:U:H4'	1:A:57:G:C5'	2.26	0.63
2:B:211:A:H3'	8:H:221:ASN:OD1	1.98	0.63
2:B:610:G:H21	8:H:313:LEU:HG	1.63	0.63
6:F:224:THR:HA	6:F:237:LEU:HB2	1.80	0.63
8:H:39:PHE:HD1	8:H:235:LEU:HG	1.63	0.63
9:I:40:HIS:HB3	9:I:43:LYS:HG3	1.80	0.63
11:K:83:LEU:HD11	11:K:116:PHE:CD1	2.33	0.63
13:M:7:GLU:HB3	13:M:56:ALA:HB2	1.79	0.63
15:O:47:GLN:HB3	15:O:64:LYS:HB3	1.81	0.63
36:JA:123:LYS:O	36:JA:126:LEU:HG	1.97	0.63
38:LA:54:ILE:HA	38:LA:70:LYS:O	1.98	0.63
39:MA:95:PHE:O	39:MA:99:GLN:HG2	1.97	0.63
53:AB:53:THR:HG22	53:AB:91:VAL:CG1	2.27	0.63
73:UB:76:LEU:HB2	73:UB:80:GLY:H	1.63	0.63
73:UB:134:ALA:CB	73:UB:140:LYS:HB2	2.27	0.63
2:B:88:A:H3'	2:B:89:A:H8	1.62	0.63
2:B:524:U:H5	2:B:568:G:N2	1.94	0.63
2:B:750:G:H1	2:B:783:A:H2	1.45	0.63
2:B:811:U:H2'	2:B:812:G:C8	2.33	0.63
2:B:1434:G:H5'	2:B:1437:C:H41	1.63	0.63
2:B:2675:C:H2'	2:B:2676:A:C8	2.34	0.63
2:B:2723:U:C2'	2:B:2724:U:H5'	2.28	0.63
2:B:2908:G:H4'	44:RA:114:LYS:HZ2	1.63	0.63
7:G:17:LEU:HG	7:G:18:PRO:HA	1.79	0.63
9:I:33:ARG:CZ	9:I:37:VAL:HG21	2.28	0.63
10:J:34:LEU:HD21	10:J:63:LEU:HD11	1.80	0.63
15:O:60:ARG:HG3	15:O:63:GLU:HB2	1.79	0.63
21:U:4:TYR:CD1	21:U:147:GLU:HB2	2.33	0.63
23:W:58:HIS:HB3	23:W:60:LYS:NZ	2.13	0.63
36:JA:111:ARG:HH12	36:JA:115:LEU:HG	1.63	0.63
43:QA:6:SER:HB2	43:QA:9:ILE:HD12	1.80	0.63
48:VA:89:THR:HG21	48:VA:96:ILE:HD13	1.79	0.63
55:CB:36:ALA:HB1	55:CB:42:LEU:HD21	1.81	0.63
72:TB:113:HIS:CE1	72:TB:114:GLU:HG2	2.33	0.63
73:UB:130:VAL:HA	73:UB:140:LYS:HZ2	1.63	0.63
80:BC:46:ASN:O	80:BC:47:VAL:HG12	1.99	0.63
1:A:382:C:H2'	1:A:383:G:C8	2.33	0.63
1:A:1544:U:H3	1:A:1567:U:H3	1.44	0.63

Continued on next page...

Continued from previous page...

Atom-1	Atom-2	Interatomic distance (Å)	Clash overlap (Å)
2:B:28:C:H4'	2:B:61:A:C2	2.32	0.63
2:B:728:G:N2	22:V:138:LEU:HD23	2.13	0.63
2:B:750:G:H4'	33:GA:44:LYS:HG3	1.81	0.63
2:B:1765:U:H5	23:W:43:LYS:HB3	1.63	0.63
10:J:76:LEU:HD12	10:J:134:ARG:HG3	1.81	0.63
18:R:133:LYS:O	18:R:137:LYS:HB2	1.97	0.63
23:W:60:LYS:O	23:W:64:ARG:HG3	1.99	0.63
23:W:86:GLU:HG2	23:W:91:SER:HB2	1.79	0.63
24:X:13:ARG:CA	24:X:56:GLY:HA2	2.24	0.63
28:BA:56:ARG:HA	28:BA:56:ARG:HE	1.63	0.63
48:VA:33:VAL:HG23	48:VA:185:LEU:HD21	1.81	0.63
48:VA:41:VAL:HG21	48:VA:185:LEU:HD12	1.79	0.63
50:XA:20:ALA:CA	50:XA:168:HIS:HB2	2.28	0.63
53:AB:12:VAL:O	53:AB:16:VAL:HG23	1.98	0.63
59:GB:163:PRO:HB3	59:GB:169:PRO:HA	1.80	0.63
68:PB:15:LEU:HG	68:PB:22:VAL:HB	1.81	0.63
71:SB:70:ASN:HB3	71:SB:83:TRP:HB2	1.80	0.63
82:DC:563:TYR:HB2	82:DC:677:PHE:HZ	1.62	0.63
1:A:1636:C:H5''	1:A:1637:C:H2'	1.81	0.63
2:B:44:U:OP1	19:S:84:PRO:HB2	1.97	0.63
2:B:740:G:H2'	2:B:741:U:H6	1.63	0.63
2:B:1084:A:H2'	2:B:1085:A:C8	2.34	0.63
2:B:1397:C:H2'	2:B:1398:U:O4'	1.99	0.63
2:B:3346:U:H2'	2:B:3347:A:C8	2.34	0.63
2:B:3366:G:H5''	28:BA:61:LYS:CE	2.27	0.63
2:B:3370:A:OP2	7:G:383:LEU:HA	1.99	0.63
12:L:170:CYS:HB3	12:L:175:VAL:O	1.98	0.63
14:N:25:ALA:O	14:N:122:PRO:HG2	1.99	0.63
15:O:104:PHE:O	15:O:127:PHE:HB2	1.97	0.63
17:Q:87:ALA:HB1	17:Q:97:VAL:HG11	1.79	0.63
17:Q:157:ARG:NH2	32:FA:124:ILE:HG21	2.13	0.63
24:X:82:ASP:HA	24:X:87:THR:HA	1.80	0.63
29:CA:80:ASN:O	29:CA:125:ARG:HA	1.99	0.63
34:HA:17:VAL:HG12	34:HA:100:ILE:CD1	2.29	0.63
55:CB:93:LEU:HG	55:CB:172:ILE:HG23	1.80	0.63
57:EB:12:ALA:HB3	57:EB:13:PRO:HD3	1.78	0.63
58:FB:82:VAL:HG21	58:FB:166:TYR:HE1	1.64	0.63
72:TB:14:ILE:HG13	72:TB:27:ILE:HG21	1.80	0.63
1:A:11:A:C2'	1:A:12:U:H5'	2.29	0.63
1:A:230:C:H3'	1:A:231:U:H5''	1.79	0.63
1:A:285:G:H2'	1:A:286:C:C6	2.33	0.63

Continued on next page...

Continued from previous page...

Atom-1	Atom-2	Interatomic distance (Å)	Clash overlap (Å)
2:B:126:U:H2'	2:B:127:G:O4'	1.99	0.63
2:B:1629:U:O2'	2:B:1630:U:H4'	1.99	0.63
2:B:2271:A:H3'	2:B:2272:G:C5'	2.24	0.63
2:B:2604:U:H2'	2:B:2605:G:O4'	1.97	0.63
2:B:2747:A:N1	9:I:36:LEU:HD11	2.13	0.63
6:F:96:LEU:HD13	6:F:108:PRO:HD2	1.80	0.63
12:L:143:ILE:HG23	12:L:175:VAL:HG21	1.80	0.63
14:N:139:ARG:HD2	14:N:173:PHE:CD2	2.33	0.63
27:AA:93:LEU:HB3	28:BA:20:LEU:HB3	1.80	0.63
37:KA:90:PRO:HD2	37:KA:93:THR:HG23	1.81	0.63
40:NA:23:ALA:HB1	40:NA:24:PRO:HD2	1.79	0.63
53:AB:73:VAL:HG12	53:AB:79:TYR:CE2	2.34	0.63
54:BB:43:PRO:HB2	54:BB:46:VAL:HG23	1.81	0.63
70:RB:37:VAL:O	70:RB:41:ILE:HD13	1.98	0.63
1:A:88:U:H4'	1:A:171:A:H4'	1.80	0.63
2:B:258:G:OP1	17:Q:81:LYS:HE3	1.99	0.63
2:B:904:A:H5'	2:B:1536:G:O2'	1.98	0.63
2:B:1439:U:H4'	8:H:95:ARG:HD3	1.81	0.63
2:B:1472:U:O2'	23:W:26:PRO:HB3	1.99	0.63
2:B:1881:A:H2'	2:B:1882:G:C8	2.34	0.63
2:B:2085:U:H3'	2:B:2086:A:C5'	2.29	0.63
2:B:2203:U:H2'	2:B:2204:C:C6	2.34	0.63
2:B:2515:A:H5''	19:S:28:TRP:CD1	2.34	0.63
8:H:122:THR:O	8:H:126:ILE:HG13	1.98	0.63
17:Q:128:ARG:HH22	39:MA:110:ALA:HA	1.63	0.63
18:R:45:LEU:HD21	18:R:55:ARG:CD	2.29	0.63
21:U:95:LEU:HD23	21:U:148:LEU:HD22	1.79	0.63
22:V:32:LEU:O	22:V:36:LEU:HG	1.98	0.63
23:W:17:VAL:HG23	23:W:18:GLY:H	1.64	0.63
23:W:39:ASN:HA	23:W:42:ARG:HD3	1.81	0.63
27:AA:76:ALA:HA	27:AA:102:ILE:HA	1.80	0.63
35:IA:14:ILE:O	35:IA:70:ARG:HA	1.98	0.63
35:IA:72:ARG:CG	35:IA:96:VAL:HG11	2.29	0.63
48:VA:26:PHE:HD1	48:VA:187:VAL:HG11	1.63	0.63
50:XA:102:PHE:CE1	50:XA:131:GLN:HB3	2.33	0.63
57:EB:159:VAL:O	57:EB:163:ASP:HB2	1.98	0.63
61:IB:97:TYR:O	61:IB:99:ARG:HG3	1.98	0.63
63:KB:54:LEU:HB3	63:KB:60:VAL:HB	1.80	0.63
82:DC:157:ILE:HD11	82:DC:181:THR:HB	1.81	0.63
82:DC:463:LEU:HD21	82:DC:467:GLY:HA3	1.81	0.63
82:DC:629:ASP:O	82:DC:647:ILE:HG13	1.98	0.63

Continued on next page...

Continued from previous page...

Atom-1	Atom-2	Interatomic distance (Å)	Clash overlap (Å)
82:DC:727:PRO:HD2	82:DC:774:VAL:HG21	1.81	0.63
1:A:606:A:H4'	1:A:607:G:H3'	1.81	0.63
1:A:1413:U:H5'	67:OB:3:ARG:HH12	1.62	0.63
1:A:1498:G:C2'	1:A:1499:G:H5''	2.26	0.63
2:B:80:G:O2'	2:B:326:U:H4'	1.99	0.63
2:B:744:A:O4'	22:V:141:ARG:HB3	1.99	0.63
2:B:1129:A:H5''	14:N:13:LYS:HZ3	1.64	0.63
2:B:1649:U:O2'	6:F:68:LYS:HD2	1.98	0.63
2:B:1711:C:C5'	31:EA:38:PHE:HB3	2.28	0.63
2:B:1742:U:H2'	2:B:1743:G:H8	1.61	0.63
2:B:1768:U:H2'	2:B:1769:G:H5''	1.80	0.63
2:B:1868:G:H1'	2:B:2119:A:H5'	1.81	0.63
2:B:2803:A:OP1	46:TA:59:HIS:HB2	1.98	0.63
10:J:53:VAL:HG23	10:J:68:PRO:HD3	1.80	0.63
14:N:43:VAL:HA	14:N:139:ARG:HH22	1.63	0.63
17:Q:54:LEU:HD12	17:Q:75:PHE:CZ	2.34	0.63
17:Q:66:ASN:ND2	32:FA:105:LEU:HD21	2.12	0.63
19:S:146:ALA:HB2	39:MA:100:VAL:HG23	1.80	0.63
22:V:27:LYS:HA	22:V:30:VAL:HB	1.81	0.63
24:X:4:PHE:H	24:X:100:VAL:CG2	2.11	0.63
44:RA:93:LYS:HA	44:RA:105:PRO:HD3	1.80	0.63
72:TB:13:ALA:HB3	72:TB:27:ILE:HG22	1.80	0.63
82:DC:288:ILE:HB	82:DC:320:LEU:HG	1.79	0.63
1:A:1235:C:H2'	1:A:1236:A:H8	1.63	0.63
1:A:1525:A:H2'	1:A:1526:A:C8	2.34	0.63
2:B:122:A:H62	2:B:148:G:N2	1.97	0.63
2:B:175:C:H2'	2:B:176:G:H8	1.63	0.63
2:B:317:A:H2'	2:B:318:A:O4'	1.99	0.63
2:B:1268:G:H21	2:B:1273:A:H62	1.45	0.63
2:B:1642:A:H4'	38:LA:69:HIS:HE1	1.64	0.63
2:B:1729:A:H3'	2:B:1730:G:H5'	1.79	0.63
2:B:1863:G:H1'	2:B:1867:A:H62	1.63	0.63
2:B:2155:G:H2'	2:B:2156:C:C6	2.33	0.63
2:B:3034:C:N3	13:M:120:ASP:HA	2.14	0.63
2:B:3190:C:H2'	2:B:3191:G:C8	2.33	0.63
4:D:4:U:H2'	4:D:5:G:C8	2.34	0.63
10:J:67:GLY:HA3	10:J:68:PRO:C	2.19	0.63
11:K:58:ALA:O	11:K:62:ILE:HG23	1.98	0.63
11:K:224:ILE:HD13	24:X:39:SER:CB	2.28	0.63
14:N:115:MET:HG2	14:N:118:ALA:HA	1.81	0.63
17:Q:102:GLN:HB2	17:Q:104:ARG:HH12	1.63	0.63

Continued on next page...

Continued from previous page...

Atom-1	Atom-2	Interatomic distance (Å)	Clash overlap (Å)
24:X:12:ARG:NE	24:X:22:PRO:HD2	2.13	0.63
31:EA:51:LEU:HB2	31:EA:65:ARG:HD2	1.81	0.63
37:KA:90:PRO:HD2	37:KA:93:THR:CG2	2.29	0.63
49:WA:46:LYS:HB2	49:WA:58:VAL:CG1	2.29	0.63
55:CB:36:ALA:HB3	55:CB:45:LYS:HE2	1.80	0.63
60:HB:24:LYS:HA	60:HB:63:TYR:HA	1.81	0.63
63:KB:91:LEU:HB3	63:KB:122:ILE:HG12	1.80	0.63
2:B:973:A:C4	2:B:974:G:H1'	2.34	0.63
2:B:1403:C:OP1	36:JA:11:LYS:HE3	1.98	0.63
2:B:1729:A:N6	47:UA:42:CYS:HA	2.14	0.63
2:B:1856:C:H1'	38:LA:7:PHE:CE2	2.34	0.63
2:B:1913:A:C2	2:B:2120:A:H2'	2.34	0.63
2:B:2951:G:O2'	2:B:2952:G:H5'	1.99	0.63
2:B:3001:C:H2'	2:B:3002:C:H6	1.63	0.63
2:B:3216:G:H2'	2:B:3219:G:H1'	1.80	0.63
2:B:3379:C:H5''	7:G:315:GLY:HA2	1.79	0.63
5:E:184:LEU:O	5:E:187:VAL:HG12	1.99	0.63
7:G:165:GLN:HE21	7:G:168:LYS:HG3	1.64	0.63
8:H:359:LEU:HD11	24:X:63:GLN:C	2.19	0.63
20:T:16:VAL:HG23	20:T:43:ILE:HG12	1.80	0.63
21:U:126:ARG:HD2	21:U:138:LYS:HB2	1.80	0.63
25:Y:130:ARG:HB2	25:Y:130:ARG:HH11	1.61	0.63
26:Z:73:GLY:HA2	26:Z:103:TYR:OH	1.98	0.63
71:SB:34:ILE:HD11	71:SB:55:LEU:HD12	1.81	0.63
73:UB:76:LEU:CB	73:UB:80:GLY:H	2.12	0.63
74:VB:105:ARG:HG2	74:VB:105:ARG:HH11	1.64	0.63
75:WB:93:SER:HB2	75:WB:100:ILE:H	1.64	0.63
1:A:1214:U:H2'	1:A:1215:C:C6	2.33	0.62
2:B:351:A:N3	3:C:53:A:H1'	2.14	0.62
2:B:1472:U:H2'	2:B:1473:G:H8	1.63	0.62
2:B:3182:G:H5''	20:T:37:ARG:HH22	1.64	0.62
2:B:3211:C:H2'	2:B:3212:C:C6	2.34	0.62
2:B:3312:U:C5'	7:G:25:ILE:HG23	2.29	0.62
7:G:114:VAL:HG22	7:G:163:HIS:CE1	2.33	0.62
10:J:67:GLY:CA	10:J:74:VAL:HB	2.29	0.62
13:M:165:CYS:HB3	13:M:178:GLY:HA2	1.80	0.62
16:P:78:SER:HB2	16:P:137:GLN:OE1	1.99	0.62
17:Q:124:ILE:HG22	17:Q:126:PHE:CE1	2.34	0.62
19:S:38:ARG:NH1	19:S:60:VAL:HG13	2.14	0.62
24:X:9:VAL:HG22	24:X:61:ILE:CD1	2.29	0.62
24:X:107:TYR:HE1	24:X:118:PHE:HA	1.64	0.62

Continued on next page...

Continued from previous page...

Atom-1	Atom-2	Interatomic distance (Å)	Clash overlap (Å)
30:DA:28:ARG:NH2	30:DA:29:VAL:HG22	2.14	0.62
40:NA:25:LYS:HE3	40:NA:27:SER:OG	1.99	0.62
40:NA:50:LEU:HD21	40:NA:58:ILE:HG21	1.81	0.62
42:PA:28:ASN:HD22	42:PA:40:GLN:HB3	1.63	0.62
58:FB:26:LYS:HZ2	58:FB:49:ARG:HB2	1.63	0.62
58:FB:55:TYR:HB2	58:FB:176:SER:C	2.18	0.62
61:IB:80:MET:HB3	61:IB:83:THR:O	1.98	0.62
66:NB:128:LYS:HB2	66:NB:137:ARG:NH2	2.14	0.62
71:SB:64:GLU:OE1	77:YB:3:LEU:HB2	1.98	0.62
72:TB:89:TRP:HA	72:TB:89:TRP:HE3	1.63	0.62
78:ZB:16:LEU:HB2	78:ZB:27:GLN:CB	2.29	0.62
78:ZB:16:LEU:HB2	78:ZB:27:GLN:HB3	1.80	0.62
82:DC:222:ILE:H	82:DC:222:ILE:CD1	2.13	0.62
1:A:381:C:H5''	54:BB:10:LYS:HD3	1.80	0.62
1:A:409:C:H5'	1:A:1732:A:H4'	1.81	0.62
1:A:854:U:H2'	1:A:855:A:O4'	1.98	0.62
2:B:212:G:C8	8:H:223:PRO:HG3	2.34	0.62
2:B:316:U:C5	40:NA:27:SER:HB2	2.34	0.62
2:B:778:U:H2'	2:B:779:G:C8	2.35	0.62
2:B:1069:C:O2'	2:B:1070:U:H5'	1.99	0.62
2:B:1463:U:H3	2:B:1467:A:H62	1.45	0.62
2:B:1475:A:H2'	2:B:1476:G:O4'	1.99	0.62
2:B:2788:C:H2'	2:B:2789:U:C6	2.34	0.62
2:B:3040:A:OP1	27:AA:12:ARG:HB2	1.98	0.62
9:I:22:ARG:HG2	9:I:28:THR:OG1	1.99	0.62
11:K:83:LEU:HD13	11:K:84:VAL:N	2.14	0.62
13:M:27:VAL:HG11	13:M:79:ILE:HG12	1.80	0.62
14:N:85:PHE:HA	14:N:140:THR:HG22	1.81	0.62
19:S:146:ALA:HA	19:S:149:ASN:HB2	1.81	0.62
24:X:68:HIS:HB2	24:X:73:LYS:HZ1	1.64	0.62
29:CA:139:ILE:HD11	39:MA:33:VAL:HG21	1.81	0.62
39:MA:86:ARG:O	39:MA:90:ARG:HG2	1.98	0.62
54:BB:179:LYS:HB2	54:BB:195:ILE:HD12	1.81	0.62
60:HB:72:GLY:O	60:HB:76:LEU:HD23	1.99	0.62
61:IB:36:LYS:HG2	61:IB:60:PHE:O	1.99	0.62
61:IB:78:THR:OG1	61:IB:119:VAL:HG22	1.99	0.62
65:MB:32:ASP:HA	65:MB:35:LYS:HB2	1.79	0.62
71:SB:67:ASP:HA	71:SB:70:ASN:ND2	2.13	0.62
78:ZB:50:GLU:O	78:ZB:51:ASN:HB2	1.98	0.62
82:DC:17:THR:HG21	82:DC:92:LYS:HD2	1.81	0.62
82:DC:152:LYS:HG3	82:DC:200:VAL:HG23	1.80	0.62

Continued on next page...

Continued from previous page...

Atom-1	Atom-2	Interatomic distance (Å)	Clash overlap (Å)
82:DC:226:ALA:HA	82:DC:240:MET:CE	2.29	0.62
1:A:1592:A:H2'	1:A:1593:A:H8	1.64	0.62
2:B:277:G:H1'	19:S:93:LYS:HE3	1.81	0.62
2:B:700:C:H2'	2:B:701:G:H8	1.64	0.62
2:B:1256:G:O4'	16:P:128:VAL:HG22	1.99	0.62
2:B:1695:U:H1'	2:B:1749:A:H61	1.65	0.62
2:B:2131:A:H61	47:UA:18:TYR:HA	1.64	0.62
2:B:3007:U:H5'	20:T:73:PHE:CD1	2.35	0.62
5:E:4:ILE:HG21	5:E:201:VAL:HG21	1.82	0.62
13:M:103:ILE:HG13	13:M:136:PHE:CZ	2.34	0.62
19:S:57:GLN:O	19:S:142:ILE:HD11	1.98	0.62
19:S:66:VAL:HG22	19:S:102:ALA:HB2	1.81	0.62
20:T:74:ARG:HB2	20:T:145:VAL:HG23	1.80	0.62
20:T:173:ALA:HA	20:T:176:LYS:HE3	1.81	0.62
24:X:79:VAL:HG23	24:X:90:MET:HB2	1.81	0.62
32:FA:102:ILE:HD12	32:FA:125:VAL:HG22	1.80	0.62
32:FA:135:GLU:HA	32:FA:138:ILE:HD12	1.82	0.62
39:MA:92:LEU:HB3	39:MA:97:ALA:CB	2.28	0.62
47:UA:8:VAL:O	47:UA:11:THR:HG22	1.98	0.62
55:CB:182:ALA:O	55:CB:193:THR:HG21	1.99	0.62
59:GB:84:GLY:O	59:GB:107:ARG:HD3	1.98	0.62
63:KB:26:PHE:CE2	63:KB:66:ILE:HD11	2.35	0.62
65:MB:90:ILE:HG12	65:MB:107:ILE:HG22	1.81	0.62
73:UB:76:LEU:HD13	73:UB:79:ASN:CB	2.30	0.62
1:A:430:G:H2'	1:A:431:C:C6	2.35	0.62
1:A:545:A:H4'	1:A:546:U:H5'	1.81	0.62
1:A:1740:A:H2'	1:A:1741:U:C6	2.34	0.62
2:B:153:U:O2'	2:B:154:U:H5'	1.99	0.62
2:B:370:U:H4'	2:B:404:G:H5'	1.79	0.62
2:B:1287:A:O2'	2:B:1288:U:H5'	2.00	0.62
2:B:2588:U:H2'	2:B:2589:G:C8	2.34	0.62
2:B:2674:A:N6	15:O:21:ILE:HG23	2.13	0.62
4:D:27:A:H1'	4:D:57:G:N2	2.13	0.62
4:D:89:G:H5'	24:X:84:ARG:HD3	1.80	0.62
8:H:295:ILE:O	8:H:299:ILE:HB	1.99	0.62
17:Q:56:PRO:HG3	17:Q:74:GLY:O	2.00	0.62
17:Q:75:PHE:HD2	17:Q:96:ALA:O	1.83	0.62
25:Y:20:ARG:HB3	25:Y:20:ARG:NH1	2.15	0.62
30:DA:28:ARG:NH1	30:DA:28:ARG:HB3	2.14	0.62
46:TA:3:ASN:HA	46:TA:92:GLU:HG3	1.82	0.62
57:EB:38:LEU:HA	57:EB:41:LEU:HD12	1.80	0.62

Continued on next page...

Continued from previous page...

Atom-1	Atom-2	Interatomic distance (Å)	Clash overlap (Å)
57:EB:74:GLN:O	57:EB:78:THR:HG23	1.99	0.62
57:EB:86:GLN:HG2	57:EB:87:ASP:H	1.62	0.62
60:HB:12:HIS:CD2	60:HB:76:LEU:HD13	2.34	0.62
66:NB:101:SER:O	66:NB:105:LEU:HD13	1.99	0.62
70:RB:52:LYS:CB	70:RB:93:LEU:HD23	2.29	0.62
74:VB:91:LEU:HB3	74:VB:96:LEU:HB2	1.82	0.62
1:A:488:G:H2'	1:A:489:C:H5'	1.79	0.62
1:A:629:U:H2'	1:A:630:A:H5'	1.82	0.62
2:B:156:G:C4	17:Q:99:HIS:HB2	2.34	0.62
2:B:2395:G:H4'	7:G:258:ALA:CB	2.28	0.62
2:B:2628:A:H2'	2:B:2629:U:H5''	1.79	0.62
2:B:2975:U:H2'	2:B:2976:A:H8	1.63	0.62
2:B:3305:A:H4'	7:G:272:TYR:OH	1.98	0.62
2:B:3312:U:H5'	7:G:25:ILE:HG23	1.81	0.62
2:B:3325:G:H1'	35:IA:105:GLN:HG2	1.81	0.62
12:L:143:ILE:HG12	12:L:175:VAL:HG11	1.80	0.62
20:T:90:HIS:HA	20:T:95:GLY:HA3	1.81	0.62
41:OA:55:ARG:NH1	41:OA:55:ARG:HB2	2.15	0.62
46:TA:23:HIS:CB	46:TA:72:LEU:HB3	2.30	0.62
54:BB:94:ALA:CB	74:VB:17:LEU:HB3	2.29	0.62
56:DB:56:ASN:HA	56:DB:62:PRO:HA	1.81	0.62
61:IB:66:ILE:HG12	61:IB:128:CYS:SG	2.38	0.62
82:DC:610:ASP:HB3	82:DC:615:ARG:HD3	1.82	0.62
1:A:190:C:O2'	1:A:191:C:H5'	1.99	0.62
1:A:466:U:H2'	1:A:467:G:O4'	2.00	0.62
1:A:629:U:OP1	63:KB:124:ARG:HG2	1.99	0.62
1:A:762:A:H4'	59:GB:71:PHE:CE1	2.35	0.62
2:B:805:G:H5''	8:H:75:PRO:HD3	1.80	0.62
2:B:1077:U:H2'	2:B:1078:U:H6	1.64	0.62
2:B:1139:G:O2'	11:K:94:LYS:HG3	1.99	0.62
2:B:2585:G:O2'	2:B:2586:G:H5''	2.00	0.62
3:C:64:U:H2'	3:C:65:A:C8	2.34	0.62
5:E:36:VAL:HB	5:E:183:ILE:CG2	2.29	0.62
9:I:33:ARG:NE	9:I:37:VAL:HG21	2.13	0.62
10:J:10:TYR:HB3	36:JA:88:HIS:CE1	2.34	0.62
10:J:38:THR:HG22	10:J:39:VAL:H	1.64	0.62
11:K:143:THR:O	11:K:147:LEU:HG	1.99	0.62
11:K:239:LEU:HD13	11:K:240:VAL:HG13	1.79	0.62
13:M:97:PHE:HB3	13:M:118:LEU:H	1.65	0.62
14:N:206:LEU:O	14:N:210:ILE:HG13	1.99	0.62
17:Q:85:LEU:CD1	17:Q:89:TYR:HB3	2.28	0.62

Continued on next page...

Continued from previous page...

Atom-1	Atom-2	Interatomic distance (Å)	Clash overlap (Å)
25:Y:35:LYS:HB2	25:Y:38:ASP:OD2	2.00	0.62
28:BA:56:ARG:O	28:BA:60:LYS:HA	2.00	0.62
30:DA:119:ILE:CG2	30:DA:124:GLY:HA3	2.30	0.62
35:IA:40:ALA:O	35:IA:44:MET:HB2	1.99	0.62
40:NA:61:ILE:C	40:NA:63:ASN:H	2.03	0.62
41:OA:37:CYS:SG	41:OA:39:TYR:HB2	2.39	0.62
53:AB:164:VAL:O	53:AB:168:ILE:HG13	1.99	0.62
55:CB:102:ARG:O	55:CB:106:LYS:HD2	1.99	0.62
57:EB:185:ILE:HD13	57:EB:185:ILE:H	1.65	0.62
1:A:127:G:N1	56:DB:195:VAL:HG13	2.14	0.62
1:A:1403:C:H2'	1:A:1404:C:C6	2.35	0.62
1:A:1586:A:H61	1:A:1610:G:H1'	1.64	0.62
2:B:813:G:H4'	41:OA:45:ARG:NH2	2.15	0.62
2:B:1054:A:H5''	2:B:2637:A:N6	2.15	0.62
2:B:3011:A:N6	7:G:13:HIS:HA	2.14	0.62
2:B:3302:U:H3	2:B:3312:U:H3	1.47	0.62
3:C:23:U:OP2	3:C:23:U:H6	1.83	0.62
3:C:115:C:H3'	3:C:116:G:H5''	1.82	0.62
21:U:86:LYS:HA	21:U:89:LYS:HB2	1.80	0.62
37:KA:49:ILE:HG22	37:KA:100:ILE:HG12	1.80	0.62
40:NA:58:ILE:HG13	40:NA:59:ASP:N	2.14	0.62
46:TA:71:ARG:HD3	46:TA:80:ARG:HD2	1.82	0.62
48:VA:186:THR:HG22	48:VA:187:VAL:H	1.65	0.62
50:XA:57:LEU:HD11	50:XA:176:LEU:HB2	1.81	0.62
56:DB:215:ARG:HA	56:DB:218:GLU:HB2	1.82	0.62
57:EB:43:PHE:HB2	57:EB:61:PHE:O	2.00	0.62
58:FB:155:SER:O	58:FB:159:GLN:HG3	1.99	0.62
59:GB:38:ASN:HB2	59:GB:41:GLU:HG3	1.79	0.62
68:PB:52:VAL:HG13	68:PB:61:LEU:HD11	1.82	0.62
74:VB:81:GLU:HA	74:VB:84:LYS:HE3	1.79	0.62
78:ZB:32:PHE:H	78:ZB:32:PHE:HD2	1.48	0.62
82:DC:286:THR:O	82:DC:290:ASN:HB2	1.99	0.62
82:DC:720:ALA:O	82:DC:721:ASP:HB2	2.00	0.62
83:EC:6852:U:H2'	83:EC:6853:G:C8	2.35	0.62
1:A:35:U:H2'	1:A:36:C:C6	2.34	0.62
1:A:78:A:C2	56:DB:178:LEU:HD23	2.34	0.62
1:A:1667:A:H4'	2:B:1935:G:O2'	1.99	0.62
2:B:528:U:H2'	2:B:529:A:C8	2.34	0.62
2:B:603:A:H8	2:B:603:A:O5'	1.83	0.62
6:F:68:LYS:HG2	6:F:69:TYR:H	1.63	0.62
7:G:246:LEU:H	7:G:248:LYS:HE3	1.65	0.62

Continued on next page...

Continued from previous page...

Atom-1	Atom-2	Interatomic distance (Å)	Clash overlap (Å)
11:K:90:LYS:HD3	11:K:133:TYR:CD1	2.35	0.62
11:K:90:LYS:HG2	11:K:91:GLY:H	1.64	0.62
12:L:46:LEU:HA	12:L:49:TYR:CE1	2.34	0.62
18:R:55:ARG:HD2	24:X:70:THR:HB	1.82	0.62
22:V:180:ARG:HH11	22:V:185:LYS:CG	2.13	0.62
43:QA:36:ARG:HB2	43:QA:36:ARG:NH1	2.15	0.62
48:VA:29:GLY:HA2	48:VA:84:VAL:HG22	1.81	0.62
53:AB:25:PHE:HA	53:AB:28:GLU:HB3	1.80	0.62
66:NB:102:LYS:HA	66:NB:105:LEU:HD22	1.81	0.62
72:TB:3:ARG:HD3	72:TB:29:PRO:HD3	1.81	0.62
72:TB:55:ASP:OD2	72:TB:59:GLY:HA2	2.00	0.62
74:VB:114:ARG:O	74:VB:118:ILE:HG12	2.00	0.62
82:DC:296:ILE:HB	82:DC:297:PRO:CD	2.26	0.62
82:DC:617:ARG:HH21	82:DC:627:VAL:HG21	1.63	0.62
83:EC:6818:G:H2'	83:EC:6819:G:C8	2.34	0.62
1:A:312:A:C2	1:A:314:C:H2'	2.35	0.62
2:B:67:A:N6	2:B:271:C:H4'	2.15	0.62
2:B:1637:A:H2'	2:B:1638:A:C8	2.35	0.62
2:B:1714:A:N6	2:B:1730:G:H1'	2.15	0.62
2:B:2393:G:H2'	2:B:2982:A:H61	1.64	0.62
2:B:2407:C:H4'	2:B:2620:G:C4'	2.30	0.62
2:B:2524:A:H1'	2:B:2525:G:C8	2.34	0.62
6:F:58:LEU:HD23	6:F:77:ILE:HA	1.82	0.62
9:I:257:GLU:CD	9:I:257:GLU:H	2.03	0.62
10:J:51:ARG:HG2	10:J:51:ARG:HH11	1.64	0.62
11:K:140:SER:O	11:K:143:THR:HB	1.99	0.62
13:M:49:ASN:ND2	13:M:52:LEU:HB3	2.15	0.62
22:V:124:LEU:HA	22:V:127:LEU:HB3	1.81	0.62
82:DC:634:TRP:HA	82:DC:660:LYS:HE3	1.82	0.62
1:A:632:U:O2'	1:A:1103:U:H5''	1.99	0.62
1:A:1525:A:H2'	1:A:1526:A:H8	1.65	0.62
2:B:1655:G:H5''	38:LA:58:ARG:NH2	2.15	0.62
2:B:2533:G:H2'	2:B:2534:G:C8	2.35	0.62
6:F:22:LEU:CD2	6:F:191:LEU:HD21	2.30	0.62
6:F:104:LEU:HD23	6:F:148:VAL:HG11	1.82	0.62
15:O:90:GLN:HG2	15:O:170:ASP:HB2	1.82	0.62
22:V:67:ILE:HA	22:V:140:LEU:CD1	2.30	0.62
24:X:10:ILE:HD13	25:Y:148:PRO:HG2	1.81	0.62
31:EA:109:GLU:HA	31:EA:112:LYS:HD2	1.80	0.62
37:KA:18:ARG:HA	37:KA:22:VAL:O	1.99	0.62
50:XA:82:GLY:HA3	50:XA:170:ILE:HG21	1.81	0.62

Continued on next page...

Continued from previous page...

Atom-1	Atom-2	Interatomic distance (Å)	Clash overlap (Å)
50:XA:197:ILE:HG13	50:XA:201:LEU:HD12	1.80	0.62
54:BB:65:LEU:HD11	54:BB:80:THR:HG23	1.82	0.62
54:BB:192:ILE:HG23	54:BB:228:ILE:HD11	1.82	0.62
67:OB:41:ILE:HG22	67:OB:43:SER:H	1.64	0.62
82:DC:288:ILE:HD13	82:DC:323:VAL:HG21	1.82	0.62
1:A:32:U:H3	1:A:468:A:H62	1.47	0.61
1:A:185:U:C2'	1:A:186:C:H5''	2.29	0.61
1:A:855:A:H3'	1:A:856:A:H5''	1.82	0.61
1:A:1076:A:H2'	1:A:1077:C:C6	2.34	0.61
1:A:1542:G:C2	1:A:1568:C:H1'	2.35	0.61
2:B:577:C:H2'	2:B:579:G:H5''	1.82	0.61
2:B:681:U:H1'	2:B:696:C:H5	1.65	0.61
2:B:714:G:H22	32:FA:72:VAL:HG11	1.64	0.61
2:B:858:A:H4'	2:B:1791:C:H5'	1.82	0.61
3:C:107:G:H2'	3:C:108:C:C6	2.35	0.61
5:E:32:VAL:HG12	5:E:208:SER:HA	1.82	0.61
7:G:114:VAL:HG13	7:G:163:HIS:CB	2.30	0.61
10:J:155:LEU:O	10:J:159:LEU:HG	1.99	0.61
11:K:138:TYR:CE2	11:K:233:GLU:HG2	2.35	0.61
11:K:239:LEU:CD1	11:K:240:VAL:HG13	2.30	0.61
14:N:53:VAL:HG21	14:N:166:ILE:CD1	2.29	0.61
14:N:191:LYS:CE	14:N:198:LYS:HG3	2.30	0.61
17:Q:48:PRO:HD2	39:MA:115:LYS:HD3	1.81	0.61
32:FA:39:HIS:O	32:FA:42:ARG:HG2	2.00	0.61
40:NA:11:LEU:H	40:NA:11:LEU:HD22	1.64	0.61
49:WA:26:SER:HB2	49:WA:32:LEU:HD23	1.82	0.61
59:GB:110:GLN:HE22	59:GB:125:ALA:CB	2.10	0.61
67:OB:57:LEU:HA	67:OB:60:ARG:HG2	1.81	0.61
82:DC:231:LYS:HG3	82:DC:232:LYS:H	1.65	0.61
82:DC:545:LEU:HD12	82:DC:549:HIS:HB2	1.81	0.61
2:B:1108:U:H2'	2:B:1109:U:H6	1.65	0.61
2:B:1410:U:H2'	2:B:1411:C:C6	2.35	0.61
2:B:1517:G:H2'	2:B:1518:U:C6	2.35	0.61
2:B:1590:G:H3'	2:B:1591:G:H8	1.63	0.61
2:B:1922:A:H62	2:B:1929:G:H21	1.47	0.61
2:B:2298:U:H3'	2:B:2299:A:H8	1.66	0.61
2:B:3283:U:H2'	2:B:3284:G:C8	2.35	0.61
9:I:108:ARG:N	9:I:251:PRO:HB2	2.15	0.61
13:M:64:HIS:CE1	20:T:132:GLY:HA3	2.36	0.61
16:P:128:VAL:O	16:P:132:ILE:HG13	2.01	0.61
17:Q:12:ASN:HB3	17:Q:14:PHE:CE1	2.35	0.61

Continued on next page...

Continued from previous page...

Atom-1	Atom-2	Interatomic distance (Å)	Clash overlap (Å)
21:U:94:LEU:HD23	21:U:148:LEU:HD23	1.82	0.61
22:V:145:ASN:HA	22:V:150:VAL:HG11	1.81	0.61
24:X:6:GLU:CD	24:X:64:ILE:HD12	2.21	0.61
27:AA:39:VAL:HG22	27:AA:58:VAL:HG12	1.82	0.61
63:KB:98:VAL:CG1	63:KB:115:LEU:HB2	2.29	0.61
82:DC:190:SER:HB3	82:DC:201:GLN:NE2	2.14	0.61
1:A:36:C:H5''	1:A:530:C:H4'	1.81	0.61
2:B:269:G:N2	2:B:294:U:H2'	2.15	0.61
2:B:2590:A:H2'	2:B:2591:A:C8	2.35	0.61
2:B:2799:A:H5''	2:B:2800:G:O5'	2.00	0.61
5:E:201:VAL:HB	5:E:204:LEU:HD21	1.83	0.61
6:F:28:LYS:HB3	6:F:123:ARG:HD3	1.81	0.61
7:G:57:VAL:HG23	7:G:358:TRP:HE3	1.64	0.61
7:G:162:VAL:HG11	7:G:181:ILE:HD11	1.82	0.61
8:H:29:PRO:HG2	8:H:279:HIS:HA	1.82	0.61
10:J:170:LYS:HB2	10:J:173:MET:HB2	1.82	0.61
11:K:152:GLY:O	11:K:163:LEU:HG	1.99	0.61
14:N:42:THR:HG23	14:N:44:ASP:H	1.66	0.61
20:T:15:LEU:HD11	20:T:128:ARG:HB3	1.82	0.61
27:AA:39:VAL:HG21	27:AA:51:ALA:O	2.01	0.61
29:CA:86:VAL:CG1	29:CA:90:ALA:HB3	2.30	0.61
40:NA:64:SER:HB3	40:NA:68:ARG:HB2	1.82	0.61
61:IB:6:THR:O	61:IB:7:VAL:HG12	2.00	0.61
61:IB:53:TYR:CG	61:IB:113:PRO:HG2	2.36	0.61
82:DC:77:LEU:HB3	82:DC:100:ILE:HD12	1.83	0.61
1:A:320:U:HO2'	1:A:321:C:H6	1.47	0.61
1:A:1000:C:H4'	83:EC:6949:G:H4'	1.82	0.61
1:A:1504:G:O3'	69:QB:41:SER:HB3	2.01	0.61
2:B:29:C:C3'	2:B:30:G:H5''	2.30	0.61
2:B:432:G:H2'	2:B:433:A:O4'	2.01	0.61
2:B:941:G:C2	2:B:942:U:H1'	2.35	0.61
2:B:1078:U:H1'	2:B:1082:U:C2	2.36	0.61
2:B:1682:U:N3	26:Z:82:LYS:HA	2.15	0.61
2:B:2587:U:H4'	12:L:48:ARG:NH2	2.14	0.61
2:B:2714:G:H4'	2:B:2715:A:H5''	1.81	0.61
2:B:2770:G:H5'	46:TA:80:ARG:O	2.01	0.61
2:B:2803:A:OP1	46:TA:60:LYS:HD3	2.00	0.61
2:B:2922:G:H3'	2:B:2923:U:C5'	2.30	0.61
6:F:2:GLY:HA2	6:F:207:VAL:HA	1.83	0.61
11:K:109:THR:HB	22:V:3:ILE:HG23	1.83	0.61
13:M:153:ASP:O	13:M:157:ASN:HB2	2.01	0.61

Continued on next page...

Continued from previous page...

Atom-1	Atom-2	Interatomic distance (Å)	Clash overlap (Å)
19:S:9:GLU:HA	19:S:12:ARG:HE	1.65	0.61
20:T:55:HIS:HA	20:T:58:LEU:HB3	1.82	0.61
28:BA:56:ARG:HH22	28:BA:61:LYS:HB2	1.64	0.61
36:JA:4:LEU:HD23	36:JA:4:LEU:H	1.65	0.61
37:KA:11:GLY:CA	37:KA:32:ILE:HG22	2.30	0.61
52:ZA:184:VAL:HG11	52:ZA:198:THR:HG21	1.82	0.61
60:HB:1:MET:SD	60:HB:44:LYS:HB2	2.40	0.61
61:IB:78:THR:HA	61:IB:84:ILE:HG22	1.81	0.61
1:A:1357:A:H2'	1:A:1358:G:C8	2.35	0.61
2:B:23:A:O2'	3:C:41:A:H1'	2.01	0.61
2:B:86:G:N2	2:B:98:G:H2'	2.15	0.61
2:B:568:G:H2'	2:B:569:A:C8	2.35	0.61
2:B:1133:A:C2'	2:B:1134:G:H5'	2.30	0.61
2:B:1666:G:H4'	2:B:1742:U:HO2'	1.65	0.61
2:B:2198:A:H2'	2:B:2199:G:C5'	2.29	0.61
2:B:2235:C:H2'	2:B:2236:G:C8	2.35	0.61
2:B:3133:C:H2'	2:B:3134:A:H5''	1.81	0.61
6:F:31:THR:HG22	6:F:121:GLY:O	2.00	0.61
12:L:128:LYS:HG3	12:L:129:PRO:HD2	1.83	0.61
15:O:50:ALA:H	15:O:64:LYS:H	1.48	0.61
17:Q:49:ARG:HH11	39:MA:115:LYS:HZ3	1.47	0.61
19:S:135:VAL:CG1	19:S:151:ILE:HG21	2.30	0.61
19:S:140:LYS:HB3	19:S:144:ARG:NE	2.16	0.61
22:V:23:ASN:OD1	22:V:26:LEU:HB3	1.99	0.61
31:EA:129:TRP:HZ2	38:LA:100:ILE:HD12	1.65	0.61
34:HA:86:ARG:HD2	47:UA:44:LYS:HE2	1.83	0.61
37:KA:51:TYR:HB2	37:KA:98:VAL:HA	1.81	0.61
41:OA:55:ARG:HB2	41:OA:55:ARG:CZ	2.31	0.61
44:RA:103:LEU:HD12	44:RA:121:LEU:HD21	1.81	0.61
59:GB:139:GLN:HE22	74:VB:63:GLN:HG3	1.64	0.61
60:HB:13:GLN:HA	60:HB:80:LEU:HD11	1.80	0.61
73:UB:131:SER:O	73:UB:135:LEU:HG	2.00	0.61
1:A:415:C:C2'	1:A:416:A:H5''	2.31	0.61
1:A:918:U:H2'	1:A:919:A:O4'	2.00	0.61
1:A:1760:G:O2'	1:A:1761:U:H5'	1.99	0.61
2:B:636:C:C4	2:B:2378:C:H1'	2.35	0.61
2:B:796:U:H5''	17:Q:4:SER:OG	2.00	0.61
2:B:1179:A:H5'	2:B:1328:C:H4'	1.83	0.61
2:B:1200:A:C5'	2:B:1201:C:H4'	2.30	0.61
2:B:3327:G:H2'	2:B:3328:G:C8	2.31	0.61
4:D:76:A:H3'	4:D:76:A:OP2	2.01	0.61

Continued on next page...

Continued from previous page...

Atom-1	Atom-2	Interatomic distance (Å)	Clash overlap (Å)
5:E:120:VAL:HB	5:E:121:PRO:CD	2.28	0.61
7:G:149:ALA:HA	7:G:152:LYS:CD	2.30	0.61
12:L:165:PHE:HZ	19:S:3:ALA:HB1	1.64	0.61
13:M:41:ILE:CG2	13:M:43:VAL:HG13	2.31	0.61
14:N:6:ALA:O	14:N:10:ARG:HB2	2.01	0.61
14:N:42:THR:CG2	14:N:45:GLU:HG3	2.25	0.61
17:Q:42:ARG:CG	17:Q:51:LEU:HD22	2.30	0.61
25:Y:56:PHE:CE1	25:Y:78:LYS:HD2	2.35	0.61
50:XA:83:GLN:O	50:XA:86:VAL:HG22	2.00	0.61
56:DB:135:PRO:CB	56:DB:141:ILE:HG12	2.30	0.61
58:FB:170:SER:H	58:FB:181:GLY:HA2	1.64	0.61
61:IB:67:ARG:HD3	61:IB:67:ARG:N	2.14	0.61
66:NB:128:LYS:CB	66:NB:137:ARG:HH22	2.13	0.61
68:PB:75:ASN:HB3	68:PB:78:HIS:HD2	1.65	0.61
73:UB:93:LEU:HA	73:UB:96:VAL:HG22	1.83	0.61
78:ZB:10:ALA:HA	78:ZB:32:PHE:HA	1.83	0.61
1:A:74:U:H1'	1:A:76:A:OP2	2.00	0.61
1:A:632:U:H2'	1:A:633:U:C6	2.35	0.61
1:A:707:A:H3'	1:A:708:C:H5''	1.82	0.61
1:A:760:A:H2'	1:A:761:G:O4'	2.01	0.61
1:A:877:G:H2'	1:A:878:G:H5'	1.83	0.61
1:A:1674:C:H2'	1:A:1675:C:C6	2.35	0.61
2:B:716:A:N7	32:FA:116:GLY:HA2	2.15	0.61
2:B:1063:G:N1	25:Y:109:VAL:HG13	2.15	0.61
2:B:1460:A:H2'	2:B:1461:A:C8	2.35	0.61
2:B:1532:C:H2'	2:B:1533:U:C6	2.36	0.61
2:B:1896:A:H2	27:AA:83:LYS:HD3	1.65	0.61
2:B:2393:G:O6	2:B:2982:A:H2'	2.01	0.61
2:B:2884:C:H2'	2:B:2885:C:C6	2.35	0.61
2:B:2987:A:H2'	2:B:2988:C:C6	2.36	0.61
2:B:3042:U:H2'	2:B:3043:C:C6	2.35	0.61
3:C:76:C:H2'	3:C:77:A:O4'	2.00	0.61
9:I:65:ILE:HG12	9:I:74:VAL:HG22	1.83	0.61
11:K:86:VAL:CG2	11:K:136:TYR:HB3	2.28	0.61
11:K:92:ILE:HA	11:K:95:ILE:HD12	1.83	0.61
20:T:10:ASP:HA	20:T:36:VAL:HG22	1.82	0.61
22:V:179:ARG:HH21	22:V:182:LYS:HE3	1.65	0.61
31:EA:22:LYS:HD2	31:EA:130:PHE:HA	1.82	0.61
49:WA:109:ASP:HB2	49:WA:127:ARG:NE	2.14	0.61
55:CB:51:VAL:HA	55:CB:131:GLN:OE1	2.00	0.61
58:FB:159:GLN:HE22	58:FB:189:LEU:HD11	1.66	0.61

Continued on next page...

Continued from previous page...

Atom-1	Atom-2	Interatomic distance (Å)	Clash overlap (Å)
59:GB:130:THR:HA	59:GB:142:ASN:HB2	1.81	0.61
61:IB:27:THR:HG23	61:IB:30:ARG:H	1.65	0.61
71:SB:36:VAL:HB	71:SB:51:VAL:HB	1.81	0.61
73:UB:19:ARG:O	73:UB:23:ARG:HB2	2.00	0.61
77:YB:33:LEU:HD23	77:YB:81:ARG:HA	1.82	0.61
78:ZB:44:VAL:HG21	78:ZB:48:VAL:CG2	2.31	0.61
82:DC:109:VAL:HG12	82:DC:110:ASP:H	1.65	0.61
1:A:460:A:H3'	1:A:461:G:H8	1.66	0.61
1:A:906:A:H5'	83:EC:6943:A:H61	1.65	0.61
1:A:1583:A:H5'	66:NB:135:ARG:HH12	1.66	0.61
1:A:1592:A:H2'	1:A:1593:A:C8	2.35	0.61
2:B:77:A:H2'	2:B:78:U:C6	2.35	0.61
2:B:353:G:N2	2:B:364:G:H2'	2.15	0.61
2:B:729:C:H2'	2:B:730:C:O4'	2.01	0.61
2:B:852:U:C5	47:UA:2:ALA:HA	2.35	0.61
2:B:1578:C:H2'	2:B:1579:C:C2	2.35	0.61
2:B:1718:G:H2'	2:B:1719:G:O4'	2.00	0.61
2:B:1796:G:H4'	6:F:22:LEU:HD23	1.83	0.61
2:B:2250:G:H3'	2:B:2251:G:H8	1.65	0.61
2:B:2414:G:H2'	2:B:2415:C:O4'	2.01	0.61
2:B:2443:A:H2'	2:B:2444:C:O4'	2.01	0.61
2:B:2780:A:O2'	17:Q:181:GLY:HA3	2.00	0.61
17:Q:4:SER:OG	17:Q:7:LEU:HD11	2.00	0.61
22:V:174:ARG:HB2	32:FA:56:VAL:HG11	1.82	0.61
24:X:27:MET:HB2	24:X:41:TYR:HD2	1.65	0.61
30:DA:48:LEU:HD23	30:DA:122:LYS:HD2	1.81	0.61
40:NA:60:LEU:O	40:NA:63:ASN:HB2	2.01	0.61
47:UA:82:THR:O	47:UA:86:LEU:HG	2.00	0.61
48:VA:106:ALA:HA	48:VA:182:THR:HG21	1.82	0.61
54:BB:150:PRO:HB2	54:BB:154:ILE:HD12	1.82	0.61
58:FB:3:ILE:HD12	58:FB:31:ARG:HA	1.82	0.61
59:GB:108:ARG:O	59:GB:111:THR:HG22	2.01	0.61
73:UB:90:ASP:OD2	80:BC:12:GLY:HA2	1.99	0.61
1:A:78:A:H2'	1:A:79:C:C6	2.34	0.61
1:A:740:A:H2'	1:A:741:C:H5''	1.82	0.61
1:A:753:A:H2'	1:A:754:A:O4'	2.00	0.61
2:B:30:G:H2'	2:B:31:C:O4'	2.00	0.61
2:B:359:U:H4'	2:B:817:A:N6	2.16	0.61
2:B:1311:G:H2'	2:B:1312:C:H6	1.66	0.61
2:B:1318:A:H8	2:B:1318:A:OP1	1.84	0.61
2:B:1448:U:H4'	21:U:66:SER:HB2	1.82	0.61

Continued on next page...

Continued from previous page...

Atom-1	Atom-2	Interatomic distance (Å)	Clash overlap (Å)
2:B:1774:C:H2'	2:B:1775:G:C4'	2.31	0.61
2:B:1927:G:N7	47:UA:16:VAL:HG12	2.16	0.61
2:B:1932:A:H2	2:B:2124:G:H5''	1.66	0.61
2:B:2356:A:N6	2:B:2983:C:H5	1.99	0.61
2:B:2767:U:OP1	46:TA:37:ALA:HB2	2.00	0.61
2:B:3294:A:H2'	2:B:3295:A:O4'	2.00	0.61
3:C:63:G:H1	3:C:97:A:H61	1.48	0.61
6:F:22:LEU:HD13	6:F:52:SER:CB	2.31	0.61
6:F:144:ASN:HB3	6:F:160:SER:H	1.65	0.61
7:G:25:ILE:H	7:G:25:ILE:CD1	2.13	0.61
13:M:71:VAL:HG22	13:M:74:LEU:HD12	1.81	0.61
13:M:176:LEU:HD12	44:RA:78:ILE:HG21	1.82	0.61
16:P:106:LEU:HB3	16:P:110:ILE:HD11	1.83	0.61
24:X:24:LEU:HD22	25:Y:148:PRO:HG3	1.81	0.61
24:X:91:TYR:CZ	24:X:136:LYS:HD3	2.36	0.61
34:HA:44:ILE:HG21	34:HA:53:LYS:HG3	1.80	0.61
50:XA:62:ARG:HH21	71:SB:39:VAL:HG22	1.66	0.61
54:BB:54:TYR:HA	74:VB:22:GLN:OE1	2.01	0.61
58:FB:76:THR:HG22	58:FB:108:PRO:HD2	1.82	0.61
58:FB:137:LYS:O	58:FB:141:ARG:HG3	2.00	0.61
60:HB:85:HIS:HD2	60:HB:88:PRO:HD2	1.65	0.61
69:QB:47:PRO:HG2	69:QB:53:TRP:HB2	1.81	0.61
82:DC:314:LEU:HD22	82:DC:318:ALA:HB3	1.82	0.61
82:DC:515:ASP:O	82:DC:518:VAL:HG12	2.00	0.61
82:DC:619:MET:HA	82:DC:623:TYR:CD2	2.30	0.61
82:DC:747:LEU:CD1	82:DC:752:GLY:HA3	2.27	0.61
1:A:375:U:O2'	1:A:602:U:H4'	2.01	0.61
1:A:924:A:H2'	1:A:925:G:C8	2.35	0.61
2:B:899:U:H2'	2:B:900:G:H8	1.66	0.61
2:B:2562:A:H2'	2:B:2563:G:O4'	2.00	0.61
2:B:2767:U:H2'	2:B:2768:U:C6	2.36	0.61
2:B:3270:U:C5	10:J:46:ARG:HD2	2.36	0.61
3:C:43:A:H2'	3:C:44:A:C8	2.36	0.61
5:E:111:ILE:HG23	5:E:138:VAL:HG21	1.83	0.61
9:I:56:THR:OG1	9:I:59:ASP:HB3	2.01	0.61
12:L:187:GLY:HA2	12:L:190:VAL:HG12	1.83	0.61
18:R:102:LYS:O	18:R:106:ARG:HG2	2.00	0.61
31:EA:77:TYR:HB3	34:HA:35:ARG:NE	2.16	0.61
32:FA:148:ILE:HG22	32:FA:149:ALA:N	2.16	0.61
39:MA:23:ASP:O	39:MA:27:GLU:HG2	2.01	0.61
48:VA:11:TYR:HA	48:VA:14:LYS:CE	2.31	0.61

Continued on next page...

Continued from previous page...

Atom-1	Atom-2	Interatomic distance (Å)	Clash overlap (Å)
48:VA:30:VAL:HG21	48:VA:33:VAL:HB	1.82	0.61
48:VA:64:ARG:HD3	48:VA:67:LEU:HD13	1.83	0.61
54:BB:90:ILE:HD11	54:BB:101:LEU:HG	1.82	0.61
67:OB:41:ILE:HG21	67:OB:46:LEU:HB2	1.81	0.61
82:DC:181:THR:O	82:DC:185:VAL:HG23	2.01	0.61
1:A:301:A:H2'	1:A:302:U:C6	2.36	0.60
1:A:513:U:H2'	1:A:514:G:C8	2.36	0.60
1:A:834:G:H2'	1:A:835:U:C5	2.36	0.60
2:B:208:C:O2'	2:B:209:A:H5'	2.00	0.60
2:B:305:U:H2'	2:B:2776:C:O2'	2.00	0.60
2:B:1481:A:O2'	2:B:1858:A:H1'	2.00	0.60
2:B:2575:G:H2'	2:B:2576:G:C8	2.35	0.60
2:B:2612:U:H2'	2:B:2613:U:O4'	2.01	0.60
2:B:3314:A:H2'	2:B:3315:G:C8	2.36	0.60
2:B:3369:G:H2'	7:G:380:MET:CE	2.31	0.60
4:D:84:A:H2'	4:D:85:G:C8	2.35	0.60
7:G:67:PHE:CD2	27:AA:88:ARG:HD3	2.35	0.60
8:H:34:ILE:HG22	8:H:121:ALA:HB2	1.83	0.60
12:L:143:ILE:HG23	12:L:175:VAL:CG2	2.31	0.60
21:U:177:ALA:HA	21:U:180:LYS:HE2	1.83	0.60
22:V:83:VAL:O	22:V:103:ALA:HA	2.00	0.60
27:AA:18:PRO:HA	27:AA:51:ALA:CA	2.28	0.60
30:DA:37:LYS:H	30:DA:37:LYS:HD3	1.65	0.60
31:EA:108:GLU:O	31:EA:112:LYS:HG3	2.01	0.60
38:LA:44:CYS:HB3	38:LA:48:GLY:H	1.66	0.60
49:WA:101:GLN:HG2	49:WA:138:GLY:HA3	1.81	0.60
54:BB:9:LEU:HD13	54:BB:30:ARG:NH1	2.16	0.60
54:BB:47:PHE:O	54:BB:51:ARG:HB2	2.01	0.60
55:CB:62:VAL:HG13	55:CB:89:ILE:HD13	1.82	0.60
73:UB:12:ALA:HA	73:UB:15:LEU:HD12	1.83	0.60
1:A:1459:C:C4	68:PB:139:LYS:HG3	2.36	0.60
2:B:336:A:H1'	2:B:691:A:N6	2.16	0.60
2:B:362:U:H5'	41:OA:53:ALA:HB2	1.83	0.60
2:B:956:U:H2'	2:B:957:C:C6	2.35	0.60
2:B:1130:A:H61	14:N:115:MET:HE1	1.65	0.60
2:B:1500:G:H2'	2:B:1501:U:O4'	2.00	0.60
2:B:1591:G:H2'	2:B:1592:G:C8	2.36	0.60
2:B:1711:C:H2'	2:B:1712:G:O4'	2.01	0.60
2:B:2279:A:H62	2:B:2286:U:H3	1.47	0.60
2:B:3275:U:H3'	2:B:3276:G:C5'	2.30	0.60
6:F:6:ARG:O	6:F:10:LYS:HG3	2.01	0.60

Continued on next page...

Continued from previous page...

Atom-1	Atom-2	Interatomic distance (Å)	Clash overlap (Å)
7:G:43:LEU:HD22	7:G:194:TRP:HH2	1.66	0.60
10:J:108:LYS:NZ	10:J:108:LYS:HB3	2.16	0.60
16:P:114:ARG:HE	16:P:132:ILE:HD11	1.66	0.60
17:Q:42:ARG:O	17:Q:46:ILE:HB	2.01	0.60
20:T:147:TRP:CH2	20:T:150:GLU:HA	2.36	0.60
22:V:64:VAL:HA	22:V:67:ILE:CD1	2.31	0.60
23:W:144:GLN:O	23:W:148:ASP:HB2	2.00	0.60
23:W:160:GLU:HA	23:W:163:ARG:HG2	1.83	0.60
50:XA:122:ILE:HA	50:XA:144:ILE:O	2.01	0.60
54:BB:127:LYS:HE3	54:BB:142:HIS:HA	1.82	0.60
73:UB:125:VAL:O	73:UB:132:LEU:HD23	2.01	0.60
1:A:1163:A:H2'	1:A:1164:G:O4'	2.01	0.60
1:A:1591:C:H2'	1:A:1592:A:H8	1.65	0.60
2:B:616:G:H1'	2:B:3274:A:H61	1.67	0.60
2:B:1047:A:H1'	2:B:2634:U:H5'	1.83	0.60
2:B:1459:C:H5'	35:IA:33:VAL:CG2	2.30	0.60
2:B:1523:U:O2'	29:CA:111:ASN:HB3	2.02	0.60
2:B:1564:U:H3	2:B:1576:G:H1	1.50	0.60
2:B:2741:C:H4'	46:TA:19:LYS:HA	1.83	0.60
2:B:2921:U:H2'	2:B:2923:U:H5''	1.83	0.60
2:B:3279:A:H2'	2:B:3280:U:C5'	2.31	0.60
6:F:5:ILE:HG21	6:F:210:PRO:HD2	1.83	0.60
6:F:56:ALA:HB1	6:F:170:ALA:O	2.01	0.60
7:G:160:VAL:HB	7:G:183:LEU:HD21	1.84	0.60
7:G:303:LYS:HZ1	7:G:371:GLN:HG3	1.66	0.60
21:U:24:VAL:O	21:U:143:PRO:HA	2.01	0.60
27:AA:80:ARG:NH2	27:AA:95:PHE:HB3	2.09	0.60
40:NA:38:LYS:HE3	40:NA:41:ARG:NH1	2.16	0.60
49:WA:85:TRP:HZ3	67:OB:29:GLN:HB3	1.66	0.60
49:WA:240:VAL:HG11	49:WA:254:ALA:HB1	1.83	0.60
52:ZA:63:VAL:HG23	52:ZA:134:LEU:HD12	1.83	0.60
52:ZA:86:VAL:O	52:ZA:97:ARG:HB2	2.01	0.60
54:BB:201:HIS:HB2	54:BB:206:ASP:HA	1.83	0.60
60:HB:85:HIS:HA	60:HB:88:PRO:HG2	1.83	0.60
73:UB:108:GLY:C	73:UB:110:LYS:H	2.05	0.60
82:DC:27:HIS:HD1	82:DC:28:VAL:HG12	1.66	0.60
82:DC:77:LEU:CB	82:DC:100:ILE:HD12	2.31	0.60
2:B:31:C:H5''	19:S:95:GLN:HB2	1.84	0.60
2:B:965:A:H5'	32:FA:41:HIS:HE2	1.67	0.60
2:B:1473:G:H2'	2:B:1474:A:O4'	2.02	0.60
2:B:1533:U:H2'	2:B:1534:A:H8	1.66	0.60

Continued on next page...

Continued from previous page...

Atom-1	Atom-2	Interatomic distance (Å)	Clash overlap (Å)
2:B:2592:G:H4'	2:B:2594:C:N3	2.15	0.60
12:L:160:ILE:O	12:L:164:VAL:HG13	2.02	0.60
28:BA:13:ILE:HD12	28:BA:32:GLN:HA	1.83	0.60
31:EA:46:ILE:HA	31:EA:70:PRO:HA	1.83	0.60
46:TA:43:TYR:HA	46:TA:55:LYS:HE3	1.81	0.60
55:CB:63:GLN:C	55:CB:65:ARG:H	2.04	0.60
55:CB:97:LEU:CD1	55:CB:114:ILE:HD11	2.30	0.60
61:IB:57:LYS:HB3	61:IB:131:ILE:HG23	1.81	0.60
65:MB:34:VAL:HA	65:MB:37:ALA:CB	2.32	0.60
73:UB:52:ILE:O	73:UB:74:VAL:HG13	2.01	0.60
82:DC:634:TRP:HE1	82:DC:648:ASP:HB2	1.67	0.60
1:A:487:G:H22	1:A:501:U:H1'	1.66	0.60
1:A:590:C:H2'	1:A:591:A:C8	2.37	0.60
1:A:626:U:H2'	1:A:627:C:C6	2.36	0.60
1:A:1113:A:N6	1:A:1131:A:H5''	2.17	0.60
1:A:1290:U:H2'	1:A:1291:G:C8	2.36	0.60
1:A:1637:C:H5'	83:EC:6905:G:O6	2.02	0.60
2:B:220:G:O4'	8:H:187:LEU:HD11	2.00	0.60
2:B:585:A:H2'	2:B:586:C:C5	2.36	0.60
2:B:797:U:H5''	17:Q:2:ALA:N	2.15	0.60
2:B:994:G:H22	2:B:1053:A:H2'	1.67	0.60
2:B:1308:A:C2	2:B:1311:G:H4'	2.36	0.60
2:B:1642:A:H4'	38:LA:69:HIS:CE1	2.37	0.60
2:B:1794:G:C5'	6:F:188:LYS:HA	2.32	0.60
2:B:1840:U:C4	2:B:1850:A:H4'	2.37	0.60
2:B:2915:U:OP1	7:G:9:PRO:HD3	2.01	0.60
2:B:2958:A:H2'	2:B:2959:C:C6	2.36	0.60
2:B:3029:A:H8	2:B:3029:A:O5'	1.83	0.60
8:H:116:ASN:HA	8:H:119:ARG:NH1	2.16	0.60
9:I:102:GLY:O	9:I:105:ILE:HG22	2.01	0.60
12:L:211:LEU:O	12:L:215:VAL:HG23	2.02	0.60
17:Q:53:LEU:HD22	17:Q:94:GLY:HA2	1.83	0.60
19:S:116:LEU:HG	19:S:133:ILE:HG23	1.82	0.60
24:X:38:LYS:HE2	24:X:58:ILE:HG21	1.83	0.60
52:ZA:241:ASP:HA	52:ZA:244:SER:HB2	1.83	0.60
53:AB:37:VAL:HG12	53:AB:50:ILE:HA	1.82	0.60
55:CB:93:LEU:O	55:CB:97:LEU:HG	2.02	0.60
74:VB:12:VAL:HG22	74:VB:23:PHE:CB	2.32	0.60
74:VB:13:ILE:O	74:VB:22:GLN:HG2	2.00	0.60
82:DC:732:GLU:HA	82:DC:768:VAL:O	2.01	0.60
1:A:406:U:H2'	1:A:407:A:C8	2.36	0.60

Continued on next page...

Continued from previous page...

Atom-1	Atom-2	Interatomic distance (Å)	Clash overlap (Å)
1:A:626:U:H2'	1:A:627:C:H6	1.65	0.60
1:A:1407:U:H2'	1:A:1408:G:C8	2.37	0.60
2:B:366:A:H5''	8:H:95:ARG:HH22	1.65	0.60
2:B:750:G:H5'	33:GA:44:LYS:HG3	1.82	0.60
2:B:1193:A:H2'	2:B:1194:G:O4'	2.02	0.60
2:B:1311:G:H2'	2:B:1312:C:C6	2.37	0.60
2:B:2076:G:C2'	2:B:2077:U:H5''	2.32	0.60
2:B:2157:G:N2	2:B:2177:G:H1'	2.17	0.60
2:B:2244:A:H5''	6:F:243:THR:OG1	2.00	0.60
2:B:2762:A:O2'	2:B:2763:U:H5'	2.02	0.60
3:C:35:C:H2'	3:C:36:G:C8	2.36	0.60
7:G:48:GLY:CA	7:G:338:LEU:HD21	2.31	0.60
7:G:336:VAL:HG12	7:G:337:THR:N	2.17	0.60
9:I:131:LEU:HD23	9:I:131:LEU:H	1.66	0.60
13:M:47:LYS:HE2	18:R:5:SER:HB2	1.83	0.60
13:M:100:ASN:HD22	13:M:115:ARG:CG	2.15	0.60
17:Q:8:PRO:N	22:V:164:ARG:HG2	2.16	0.60
20:T:70:PRO:HB2	20:T:72:HIS:HE2	1.67	0.60
21:U:168:LEU:HD21	21:U:176:ILE:HD11	1.82	0.60
82:DC:613:LYS:HD3	82:DC:614:ALA:N	2.17	0.60
2:B:871:U:H1'	2:B:2324:A:H1'	1.84	0.60
2:B:954:U:O5'	33:GA:8:THR:HB	2.02	0.60
2:B:1371:G:H2'	2:B:1372:C:C6	2.36	0.60
2:B:2497:U:HO2'	2:B:2498:U:H6	1.48	0.60
2:B:2661:G:H2'	2:B:2662:G:C8	2.36	0.60
2:B:3311:C:H2'	2:B:3312:U:C5'	2.30	0.60
3:C:37:A:H2	39:MA:86:ARG:NE	2.00	0.60
3:C:144:G:H2'	3:C:145:U:C6	2.36	0.60
7:G:126:LYS:HB3	7:G:128:LYS:HG2	1.83	0.60
7:G:220:VAL:HA	7:G:274:SER:HA	1.84	0.60
8:H:76:ARG:HB2	8:H:76:ARG:NH1	2.16	0.60
12:L:228:GLU:C	12:L:230:LYS:H	2.05	0.60
13:M:47:LYS:HB2	18:R:7:VAL:CG2	2.32	0.60
13:M:100:ASN:HD22	13:M:115:ARG:HG2	1.66	0.60
14:N:39:LYS:HA	14:N:86:HIS:NE2	2.16	0.60
28:BA:9:SER:HB2	28:BA:52:THR:HA	1.82	0.60
28:BA:28:ILE:HG22	28:BA:30:ARG:HG3	1.82	0.60
34:HA:74:ASN:OD1	34:HA:86:ARG:HB2	2.01	0.60
48:VA:29:GLY:CA	48:VA:84:VAL:HG22	2.32	0.60
48:VA:112:GLY:H	48:VA:165:VAL:HB	1.67	0.60
50:XA:102:PHE:HE2	50:XA:135:GLU:HG3	1.67	0.60

Continued on next page...

Continued from previous page...

Atom-1	Atom-2	Interatomic distance (Å)	Clash overlap (Å)
50:XA:148:ASP:HB2	50:XA:164:ASN:ND2	2.16	0.60
54:BB:129:VAL:HG12	54:BB:156:VAL:CG2	2.31	0.60
74:VB:87:PRO:HD2	74:VB:90:ARG:HD2	1.84	0.60
78:ZB:40:ILE:HD13	78:ZB:56:LEU:HD11	1.82	0.60
82:DC:501:LEU:CD2	82:DC:504:LEU:HD23	2.31	0.60
83:EC:6818:G:H2'	83:EC:6819:G:H8	1.65	0.60
83:EC:6824:C:H2'	83:EC:6825:A:C8	2.36	0.60
83:EC:6903:U:H3'	83:EC:6904:U:H5'	1.84	0.60
1:A:1087:A:H5'	1:A:1298:U:C4	2.36	0.60
2:B:407:A:H61	3:C:15:G:H2'	1.66	0.60
2:B:524:U:H2'	2:B:525:C:H5'	1.84	0.60
2:B:1055:A:H2'	2:B:1056:U:O4'	2.01	0.60
2:B:2366:C:H2'	2:B:2367:A:H8	1.65	0.60
3:C:8:C:H2'	3:C:9:A:H8	1.65	0.60
3:C:43:A:OP2	41:OA:62:GLY:HA3	2.02	0.60
5:E:152:ARG:NH1	5:E:178:VAL:HG11	2.17	0.60
7:G:227:GLU:HB3	7:G:232:ARG:HG3	1.82	0.60
7:G:292:ALA:HA	7:G:303:LYS:O	2.02	0.60
9:I:125:VAL:HG21	9:I:199:ILE:HG21	1.83	0.60
12:L:95:ASN:O	12:L:98:ARG:HG3	2.00	0.60
18:R:15:VAL:HG23	18:R:19:ARG:HG2	1.83	0.60
20:T:76:PRO:HG3	20:T:142:SER:OG	2.02	0.60
20:T:119:VAL:HG11	24:X:167:ARG:HA	1.84	0.60
21:U:87:SER:O	21:U:91:VAL:HG23	2.01	0.60
26:Z:34:ALA:HB1	26:Z:56:VAL:HG12	1.84	0.60
48:VA:61:ARG:NH2	48:VA:77:LEU:HA	2.16	0.60
50:XA:98:ILE:HD13	50:XA:102:PHE:HA	1.83	0.60
50:XA:197:ILE:HD13	50:XA:197:ILE:N	2.16	0.60
58:FB:195:ARG:O	58:FB:199:LYS:HG2	2.02	0.60
61:IB:72:THR:O	61:IB:88:ARG:HG2	2.02	0.60
65:MB:30:THR:OG1	65:MB:86:VAL:HG21	2.02	0.60
70:RB:50:LEU:HD11	70:RB:93:LEU:HD22	1.84	0.60
82:DC:135:VAL:HG23	82:DC:135:VAL:O	2.01	0.60
1:A:1217:A:H5''	60:HB:1:MET:HG3	1.82	0.60
2:B:175:C:H2'	2:B:176:G:C8	2.37	0.60
2:B:192:C:H2'	2:B:193:C:C6	2.36	0.60
2:B:1410:U:O3'	36:JA:75:LEU:HD11	2.02	0.60
2:B:2193:U:O2	2:B:2313:A:C8	2.55	0.60
2:B:2415:C:H5''	6:F:2:GLY:HA2	1.82	0.60
2:B:2939:G:OP2	7:G:2:SER:HA	2.02	0.60
2:B:3094:A:H2'	2:B:3095:U:C6	2.37	0.60

Continued on next page...

Continued from previous page...

Atom-1	Atom-2	Interatomic distance (Å)	Clash overlap (Å)
2:B:3132:C:H2'	2:B:3133:C:C6	2.37	0.60
4:D:116:C:H1'	9:I:72:ASP:O	2.02	0.60
8:H:269:SER:HG	8:H:274:TYR:HD1	1.48	0.60
11:K:80:GLN:HB2	25:Y:136:ARG:O	2.02	0.60
11:K:144:ILE:HA	11:K:147:LEU:HD12	1.83	0.60
17:Q:122:LYS:HG3	17:Q:145:PHE:HZ	1.66	0.60
18:R:109:ARG:O	18:R:112:LEU:HD12	2.02	0.60
19:S:14:LYS:HA	19:S:19:LEU:HD23	1.82	0.60
19:S:116:LEU:HD23	19:S:133:ILE:HG13	1.83	0.60
20:T:22:VAL:O	20:T:25:LYS:HB2	2.01	0.60
21:U:126:ARG:HH21	21:U:126:ARG:HB2	1.67	0.60
22:V:44:PHE:O	22:V:48:VAL:HG23	2.02	0.60
34:HA:23:TYR:HA	34:HA:92:ILE:HA	1.82	0.60
43:QA:24:PRO:HB2	43:QA:27:ILE:CD1	2.28	0.60
48:VA:65:GLY:HA2	48:VA:73:PHE:CD2	2.36	0.60
50:XA:139:VAL:HG23	52:ZA:62:PRO:HG3	1.83	0.60
58:FB:189:LEU:O	58:FB:193:LEU:HB2	2.00	0.60
60:HB:86:ILE:HG23	60:HB:87:VAL:HG12	1.84	0.60
61:IB:110:HIS:CD2	61:IB:131:ILE:HG21	2.36	0.60
74:VB:29:HIS:HB2	74:VB:32:ARG:HB3	1.83	0.60
1:A:1081:A:H2'	1:A:1083:G:N7	2.17	0.60
1:A:1583:A:C5'	66:NB:135:ARG:HH22	2.15	0.60
2:B:58:G:C5'	19:S:154:PRO:HB2	2.32	0.60
2:B:254:A:H2'	2:B:255:A:H8	1.65	0.60
2:B:841:A:H2'	2:B:842:G:O4'	2.02	0.60
2:B:1701:C:H2'	2:B:1702:U:O4'	2.01	0.60
2:B:1830:G:H22	3:C:114:G:C5'	2.08	0.60
2:B:2139:A:N6	41:OA:3:LYS:HB2	2.17	0.60
2:B:2541:U:H1'	2:B:2542:U:O5'	2.01	0.60
2:B:2853:A:C5'	14:N:3:ARG:HH21	2.08	0.60
2:B:2922:G:H2'	2:B:2923:U:C4'	2.26	0.60
2:B:3010:U:H5''	7:G:14:LEU:CD1	2.31	0.60
2:B:3084:C:H2'	2:B:3085:G:H5'	1.83	0.60
2:B:3303:G:H1'	2:B:3304:U:C6	2.36	0.60
2:B:3312:U:H4'	7:G:25:ILE:HG21	1.84	0.60
6:F:84:THR:HG23	47:UA:63:THR:O	2.02	0.60
8:H:246:ARG:HG3	8:H:248:VAL:HG23	1.84	0.60
10:J:30:LEU:HD21	10:J:57:HIS:CE1	2.37	0.60
20:T:15:LEU:HG	20:T:123:ALA:O	2.02	0.60
22:V:88:THR:HA	22:V:110:ALA:HB2	1.84	0.60
30:DA:109:LEU:HD22	30:DA:115:ARG:NH2	2.16	0.60

Continued on next page...

Continued from previous page...

Atom-1	Atom-2	Interatomic distance (Å)	Clash overlap (Å)
48:VA:115:ALA:O	48:VA:162:GLY:HA2	2.01	0.60
52:ZA:129:ILE:O	52:ZA:133:LYS:HG2	2.01	0.60
56:DB:162:VAL:HG12	56:DB:169:TYR:O	2.01	0.60
56:DB:194:LYS:O	56:DB:198:ALA:HB2	2.02	0.60
82:DC:117:ALA:O	82:DC:121:VAL:HG22	2.02	0.60
1:A:17:C:H2'	1:A:18:C:H6	1.66	0.59
1:A:55:A:N1	1:A:403:G:H1'	2.17	0.59
1:A:162:A:H5'	56:DB:83:CYS:HA	1.83	0.59
1:A:828:U:H2'	1:A:829:A:H5''	1.84	0.59
2:B:34:A:H2'	2:B:35:A:C8	2.37	0.59
2:B:93:C:C2	32:FA:55:LYS:HE2	2.36	0.59
2:B:790:U:H2'	2:B:791:A:C8	2.37	0.59
2:B:818:C:H2'	2:B:819:U:C6	2.37	0.59
2:B:2356:A:N6	2:B:2983:C:C5	2.70	0.59
2:B:2796:G:H2'	46:TA:62:ALA:HB1	1.82	0.59
2:B:3321:C:OP1	7:G:174:LYS:HE2	2.01	0.59
7:G:4:ARG:O	7:G:5:LYS:HB3	2.02	0.59
7:G:144:ILE:H	7:G:144:ILE:CD1	2.14	0.59
10:J:158:TYR:CE1	18:R:115:PHE:HA	2.36	0.59
11:K:160:ARG:HH22	11:K:206:LYS:HD3	1.65	0.59
12:L:242:ALA:O	12:L:246:MET:HB2	2.01	0.59
15:O:114:ILE:HG22	15:O:115:LYS:H	1.67	0.59
17:Q:67:ARG:HG2	32:FA:105:LEU:O	2.02	0.59
18:R:19:ARG:HD3	18:R:20:VAL:H	1.65	0.59
19:S:31:ARG:HA	19:S:65:ARG:NH1	2.17	0.59
20:T:61:ALA:HA	20:T:70:PRO:CG	2.32	0.59
22:V:179:ARG:NH2	22:V:182:LYS:HE3	2.17	0.59
36:JA:2:ALA:O	36:JA:90:LYS:HA	2.02	0.59
37:KA:24:ASN:ND2	37:KA:27:VAL:H	1.99	0.59
52:ZA:69:ILE:HG22	52:ZA:72:LEU:HD23	1.84	0.59
52:ZA:229:LEU:HD21	71:SB:14:PRO:HG2	1.84	0.59
54:BB:192:ILE:HD13	54:BB:238:LEU:HD22	1.84	0.59
57:EB:8:ILE:CD1	57:EB:42:GLN:HA	2.27	0.59
59:GB:171:ARG:HH11	59:GB:174:ARG:HB2	1.66	0.59
68:PB:45:LEU:HD21	68:PB:81:ILE:HD13	1.84	0.59
75:WB:100:ILE:HD13	75:WB:101:TYR:N	2.17	0.59
82:DC:129:VAL:HG23	82:DC:157:ILE:HG12	1.82	0.59
82:DC:155:VAL:HG12	82:DC:209:VAL:HG13	1.84	0.59
82:DC:489:VAL:HG11	82:DC:538:LEU:HD22	1.83	0.59
83:EC:6777:C:H41	83:EC:6813:A:H5''	1.67	0.59
1:A:153:G:C8	74:VB:128:LYS:HD3	2.37	0.59

Continued on next page...

Continued from previous page...

Atom-1	Atom-2	Interatomic distance (Å)	Clash overlap (Å)
1:A:959:U:H6	63:KB:61:THR:HB	1.66	0.59
1:A:1553:G:N2	1:A:1555:A:H3'	2.17	0.59
2:B:6:A:H2'	2:B:7:C:C6	2.37	0.59
2:B:665:A:H2'	2:B:666:A:C8	2.37	0.59
2:B:726:G:N2	2:B:744:A:H62	2.00	0.59
2:B:903:U:H2'	2:B:904:A:C8	2.38	0.59
2:B:1058:U:H2'	2:B:1059:G:H8	1.67	0.59
2:B:1433:A:O4'	36:JA:27:ARG:HD2	2.01	0.59
2:B:1566:A:H2'	2:B:1567:U:H5''	1.84	0.59
2:B:1757:A:H5''	26:Z:94:ARG:HH22	1.67	0.59
2:B:3146:G:H4'	7:G:100:ARG:NH1	2.17	0.59
2:B:3174:A:H3'	2:B:3175:U:C6	2.37	0.59
2:B:3312:U:C3'	2:B:3313:U:H5''	2.31	0.59
6:F:45:VAL:HG13	6:F:85:GLY:H	1.67	0.59
8:H:158:SER:HA	8:H:213:ASN:CB	2.31	0.59
8:H:359:LEU:HD21	24:X:64:ILE:HA	1.83	0.59
10:J:31:ARG:HG3	10:J:34:LEU:HB2	1.85	0.59
19:S:15:GLN:HG2	40:NA:52:PRO:HD2	1.84	0.59
22:V:40:THR:O	22:V:41:ASP:HB3	2.01	0.59
24:X:4:PHE:H	24:X:100:VAL:HG21	1.66	0.59
32:FA:111:LYS:CE	32:FA:113:LEU:HD21	2.32	0.59
48:VA:39:HIS:CE1	48:VA:40:GLU:HG3	2.37	0.59
48:VA:119:ILE:HB	48:VA:159:VAL:HG12	1.83	0.59
61:IB:33:ARG:HG2	61:IB:49:ILE:O	2.01	0.59
73:UB:102:VAL:HG12	73:UB:127:VAL:HG12	1.85	0.59
82:DC:75:ILE:H	82:DC:75:ILE:HD12	1.67	0.59
1:A:744:U:H2'	1:A:745:U:O4'	2.02	0.59
1:A:1104:U:H2'	1:A:1105:C:C6	2.37	0.59
1:A:1144:U:H2'	1:A:1145:U:H6	1.67	0.59
2:B:43:A:H5''	19:S:83:LYS:HG2	1.84	0.59
2:B:120:G:H5'	12:L:129:PRO:CG	2.32	0.59
2:B:932:U:H4'	2:B:934:G:H5'	1.84	0.59
2:B:1304:A:N6	2:B:2860:U:H5''	2.17	0.59
2:B:2407:C:H1'	2:B:2818:U:O2	2.00	0.59
2:B:2656:A:H4'	46:TA:98:LYS:CE	2.31	0.59
2:B:3288:G:O2'	2:B:3289:G:H8	1.85	0.59
2:B:3302:U:H2'	2:B:3303:G:H8	1.66	0.59
7:G:89:VAL:HG23	7:G:159:ARG:O	2.02	0.59
7:G:367:LYS:HA	28:BA:17:ARG:NH2	2.17	0.59
10:J:39:VAL:HB	10:J:87:THR:OG1	2.02	0.59
13:M:41:ILE:HD11	13:M:67:ALA:HB1	1.82	0.59

Continued on next page...

Continued from previous page...

Atom-1	Atom-2	Interatomic distance (Å)	Clash overlap (Å)
17:Q:6:ASN:HB2	32:FA:48:TYR:CD1	2.37	0.59
18:R:19:ARG:HB3	18:R:35:ILE:HD13	1.85	0.59
27:AA:85:TRP:CZ2	27:AA:93:LEU:HG	2.38	0.59
30:DA:115:ARG:HB3	30:DA:115:ARG:NH1	2.14	0.59
41:OA:18:LEU:HD11	43:QA:9:ILE:HG12	1.85	0.59
48:VA:120:TRP:HB2	48:VA:157:LYS:NZ	2.17	0.59
52:ZA:125:ILE:O	52:ZA:129:ILE:HG13	2.01	0.59
54:BB:95:THR:HA	74:VB:16:PRO:HG2	1.84	0.59
58:FB:64:ASN:HA	58:FB:75:LYS:HA	1.84	0.59
59:GB:110:GLN:NE2	59:GB:125:ALA:HB3	2.12	0.59
67:OB:21:TYR:H	67:OB:22:PRO:HD2	1.66	0.59
70:RB:26:LEU:HB2	70:RB:89:ARG:HB2	1.84	0.59
82:DC:352:ARG:NH2	82:DC:356:LEU:HD21	2.17	0.59
82:DC:635:CYS:SG	82:DC:664:VAL:HG13	2.41	0.59
83:EC:6906:G:O2'	83:EC:6907:G:H5'	2.02	0.59
83:EC:6910:A:H8	83:EC:6910:A:O5'	1.85	0.59
1:A:11:A:H2'	1:A:12:U:H5'	1.84	0.59
1:A:448:C:H4'	54:BB:28:ALA:C	2.23	0.59
1:A:966:A:H2'	1:A:967:A:C8	2.36	0.59
1:A:1116:A:O2'	1:A:1117:U:H5'	2.02	0.59
1:A:1299:G:H2'	1:A:1300:A:C8	2.37	0.59
2:B:230:U:H2'	2:B:231:G:C8	2.37	0.59
2:B:340:C:H2'	2:B:341:G:O4'	2.02	0.59
2:B:349:A:H2	3:C:22:U:HO2'	1.50	0.59
2:B:389:A:H2'	2:B:390:G:O4'	2.02	0.59
2:B:741:U:H4'	22:V:74:GLU:CG	2.32	0.59
2:B:917:A:H2'	2:B:918:C:C6	2.38	0.59
2:B:1238:C:H2'	2:B:1239:C:O4'	2.02	0.59
2:B:1304:A:C2'	2:B:2939:G:H1'	2.28	0.59
2:B:1451:C:H2'	2:B:1880:U:H5	1.67	0.59
5:E:100:ILE:HG13	5:E:128:LEU:HB2	1.84	0.59
8:H:263:GLY:O	8:H:276:LEU:HD23	2.03	0.59
24:X:77:VAL:HB	24:X:92:LYS:O	2.01	0.59
26:Z:41:ILE:HG23	26:Z:75:TYR:OH	2.01	0.59
27:AA:27:ASP:HB3	27:AA:101:VAL:HG12	1.85	0.59
31:EA:26:VAL:HG12	31:EA:89:VAL:CG2	2.33	0.59
39:MA:9:LEU:HD13	39:MA:17:LEU:HD22	1.84	0.59
50:XA:17:LEU:HA	50:XA:172:LEU:HD21	1.84	0.59
50:XA:189:VAL:HG13	50:XA:190:ASP:N	2.15	0.59
73:UB:52:ILE:C	73:UB:74:VAL:HG13	2.23	0.59
82:DC:218:TRP:HZ3	82:DC:220:PHE:HD2	1.50	0.59

Continued on next page...

Continued from previous page...

Atom-1	Atom-2	Interatomic distance (Å)	Clash overlap (Å)
83:EC:6938:A:H2'	83:EC:6939:C:H5'	1.83	0.59
1:A:478:A:H5'	59:GB:127:VAL:CG2	2.24	0.59
1:A:1291:G:H1	1:A:1324:G:N2	1.92	0.59
2:B:884:A:H4'	2:B:885:U:H5'	1.84	0.59
2:B:901:G:H5''	41:OA:13:ASN:ND2	2.18	0.59
2:B:1458:U:H5'	35:IA:30:PRO:HB3	1.84	0.59
2:B:1662:G:H22	2:B:1787:A:H2	1.50	0.59
2:B:1899:G:H1	2:B:2335:G:H5'	1.66	0.59
2:B:2203:U:H5'	6:F:239:ALA:HA	1.83	0.59
2:B:2331:C:O2'	2:B:2332:A:H5'	2.02	0.59
2:B:3025:C:OP1	13:M:96:HIS:HB2	2.03	0.59
2:B:3275:U:H3'	2:B:3276:G:H5''	1.83	0.59
3:C:11:C:H2'	3:C:12:A:C8	2.38	0.59
3:C:27:U:H4'	8:H:51:ALA:HB3	1.83	0.59
5:E:65:ILE:HG23	5:E:109:ALA:HB3	1.83	0.59
6:F:104:LEU:HD11	6:F:164:GLY:HA3	1.84	0.59
7:G:144:ILE:HD12	7:G:144:ILE:N	2.15	0.59
9:I:200:PHE:HB3	9:I:237:GLU:HG3	1.83	0.59
10:J:91:VAL:HG21	10:J:145:LEU:HD11	1.82	0.59
11:K:154:GLY:O	11:K:160:ARG:HA	2.03	0.59
17:Q:57:VAL:H	17:Q:112:ASN:HD21	1.50	0.59
19:S:12:ARG:HD2	19:S:13:LYS:NZ	2.18	0.59
20:T:185:ALA:O	20:T:191:ALA:HB2	2.02	0.59
21:U:24:VAL:CG1	21:U:87:SER:HA	2.31	0.59
23:W:172:ARG:O	23:W:176:ARG:HG2	2.01	0.59
24:X:94:ILE:HG21	24:X:105:THR:HB	1.85	0.59
36:JA:103:LYS:HG3	36:JA:104:ASN:N	2.17	0.59
37:KA:59:VAL:CG2	37:KA:60:ARG:H	2.08	0.59
48:VA:130:PRO:HA	48:VA:150:ILE:HD11	1.84	0.59
54:BB:34:GLY:HA3	54:BB:83:PRO:HG3	1.83	0.59
56:DB:77:LEU:HD23	56:DB:77:LEU:H	1.67	0.59
58:FB:152:ILE:HG22	58:FB:153:GLU:H	1.67	0.59
78:ZB:28:VAL:HG21	78:ZB:48:VAL:HG21	1.84	0.59
82:DC:164:LEU:HA	82:DC:168:GLN:HA	1.84	0.59
82:DC:568:GLU:O	82:DC:569:SER:HB3	2.02	0.59
82:DC:629:ASP:HB3	82:DC:647:ILE:CG2	2.32	0.59
82:DC:727:PRO:HB2	82:DC:774:VAL:HG11	1.84	0.59
1:A:1650:U:H2'	1:A:1651:A:H8	1.66	0.59
2:B:10:C:H2'	2:B:11:A:H4'	1.84	0.59
2:B:80:G:H4'	2:B:326:U:O2'	2.01	0.59
2:B:1133:A:H2'	2:B:1134:G:H5'	1.85	0.59

Continued on next page...

Continued from previous page...

Atom-1	Atom-2	Interatomic distance (Å)	Clash overlap (Å)
2:B:1470:U:H2'	2:B:1471:U:H6	1.67	0.59
2:B:1851:G:H2'	2:B:1852:G:O4'	2.03	0.59
2:B:3037:U:H2'	2:B:3038:U:C6	2.37	0.59
2:B:3187:A:H3'	18:R:8:LYS:HE3	1.85	0.59
2:B:3305:A:H5'	7:G:334:ARG:HH22	1.66	0.59
3:C:56:G:H2'	3:C:57:C:C6	2.38	0.59
5:E:194:LEU:HD23	5:E:195:LYS:N	2.17	0.59
6:F:82:VAL:N	47:UA:65:ALA:HB3	2.18	0.59
9:I:152:ARG:HG3	9:I:154:THR:HG23	1.85	0.59
9:I:155:THR:HG22	9:I:179:ARG:HH11	1.67	0.59
10:J:52:VAL:HB	10:J:66:SER:O	2.03	0.59
17:Q:168:ARG:HA	17:Q:171:ARG:HB2	1.83	0.59
19:S:136:ASP:HB3	19:S:142:ILE:CD1	2.31	0.59
36:JA:63:THR:HA	36:JA:66:LEU:HD12	1.84	0.59
42:PA:28:ASN:ND2	42:PA:40:GLN:HB3	2.17	0.59
48:VA:27:VAL:CG1	48:VA:84:VAL:HG11	2.33	0.59
53:AB:95:GLY:HA3	53:AB:129:SER:CB	2.32	0.59
53:AB:135:GLU:HA	53:AB:152:PHE:O	2.01	0.59
57:EB:30:SER:C	57:EB:32:PRO:HD2	2.23	0.59
68:PB:115:ARG:O	68:PB:119:ILE:HD13	2.03	0.59
72:TB:14:ILE:HD11	72:TB:27:ILE:HD13	1.84	0.59
82:DC:222:ILE:HD13	82:DC:222:ILE:N	2.16	0.59
82:DC:357:TYR:HA	82:DC:478:MET:HA	1.84	0.59
82:DC:718:LEU:HA	82:DC:722:PRO:HG3	1.85	0.59
1:A:1722:A:H4'	56:DB:75:LEU:HD13	1.85	0.59
2:B:8:C:H1'	3:C:152:G:N2	2.18	0.59
2:B:1114:U:H5''	32:FA:22:ILE:HB	1.83	0.59
2:B:1818:U:H2'	2:B:1819:U:C5'	2.22	0.59
2:B:1883:A:OP1	35:IA:34:LYS:HD3	2.03	0.59
2:B:2116:G:N2	2:B:3064:U:H5'	2.18	0.59
2:B:2795:U:OP2	46:TA:63:LYS:HG2	2.02	0.59
2:B:2853:A:H5'	14:N:3:ARG:NH2	2.10	0.59
2:B:3006:A:OP1	20:T:148:LYS:HD2	2.02	0.59
2:B:3085:G:OP1	28:BA:34:SER:HB2	2.03	0.59
2:B:3108:G:H5''	44:RA:102:ARG:NH2	2.17	0.59
5:E:9:VAL:HG11	5:E:180:VAL:HG13	1.85	0.59
7:G:58:ARG:HG3	7:G:72:VAL:HG23	1.84	0.59
8:H:23:PRO:HG3	8:H:258:LEU:CD2	2.33	0.59
12:L:24:ASN:N	12:L:25:PRO:HD2	2.17	0.59
34:HA:54:SER:OG	38:LA:94:LEU:HD21	2.02	0.59
39:MA:85:THR:O	39:MA:89:ARG:HB2	2.03	0.59

Continued on next page...

Continued from previous page...

Atom-1	Atom-2	Interatomic distance (Å)	Clash overlap (Å)
44:RA:115:CYS:SG	44:RA:118:THR:HG22	2.43	0.59
55:CB:70:VAL:CG2	66:NB:47:LYS:HD3	2.32	0.59
55:CB:70:VAL:HG22	66:NB:47:LYS:HD3	1.84	0.59
56:DB:109:LEU:HD22	56:DB:111:LEU:HG	1.84	0.59
73:UB:87:VAL:HA	73:UB:124:VAL:HG23	1.83	0.59
1:A:1569:A:H2'	1:A:1570:A:C8	2.38	0.59
2:B:159:A:H61	2:B:262:U:H3	1.50	0.59
2:B:1067:U:H5''	25:Y:106:LEU:HD11	1.84	0.59
2:B:1362:G:H4'	11:K:160:ARG:N	2.18	0.59
2:B:1774:C:H2'	2:B:1775:G:O4'	2.03	0.59
2:B:2127:U:H1'	2:B:2301:U:OP1	2.03	0.59
2:B:2407:C:H2'	2:B:2408:U:C6	2.38	0.59
2:B:3035:A:C4	13:M:121:LYS:HB3	2.38	0.59
3:C:26:U:H2'	3:C:27:U:H6	1.68	0.59
4:D:58:C:H5''	9:I:25:GLU:HG3	1.84	0.59
8:H:33:ASP:HB2	22:V:22:ASP:HB2	1.84	0.59
10:J:51:ARG:NH2	10:J:163:PHE:HB2	2.17	0.59
31:EA:84:ARG:HD2	31:EA:85:TYR:N	2.17	0.59
46:TA:23:HIS:HB3	46:TA:72:LEU:HB3	1.84	0.59
46:TA:24:LYS:O	46:TA:72:LEU:HA	2.03	0.59
53:AB:32:GLU:HA	53:AB:54:ARG:HB2	1.84	0.59
53:AB:158:ILE:HG13	53:AB:163:PRO:HB2	1.85	0.59
60:HB:43:ILE:O	60:HB:47:GLN:HB2	2.02	0.59
74:VB:15:ASN:HB3	74:VB:18:LEU:HB2	1.84	0.59
82:DC:662:SER:HB3	82:DC:705:ILE:HB	1.85	0.59
1:A:686:C:H2'	1:A:687:G:C8	2.37	0.59
2:B:7:C:H2'	2:B:8:C:C6	2.34	0.59
2:B:117:U:H1'	2:B:119:U:OP2	2.02	0.59
2:B:255:A:H2'	2:B:256:G:C8	2.38	0.59
2:B:1007:U:H2'	2:B:1008:U:C6	2.37	0.59
2:B:1107:C:H2'	2:B:1108:U:C6	2.38	0.59
2:B:1752:A:H2'	2:B:1753:G:C8	2.38	0.59
2:B:3192:U:H2'	2:B:3193:C:C6	2.37	0.59
7:G:82:PRO:HB2	7:G:168:LYS:HG3	1.83	0.59
12:L:92:LYS:NZ	12:L:92:LYS:HB3	2.17	0.59
17:Q:157:ARG:NH2	32:FA:101:VAL:HG13	2.18	0.59
22:V:54:LEU:HD13	22:V:58:ASN:HB3	1.85	0.59
24:X:26:ARG:NH2	24:X:64:ILE:HD11	2.16	0.59
27:AA:79:VAL:HG12	27:AA:122:CYS:SG	2.43	0.59
27:AA:101:VAL:HB	27:AA:109:MET:CE	2.33	0.59
34:HA:77:LEU:HD23	34:HA:88:GLY:CA	2.30	0.59

Continued on next page...

Continued from previous page...

Atom-1	Atom-2	Interatomic distance (Å)	Clash overlap (Å)
40:NA:37:THR:O	40:NA:41:ARG:HB2	2.02	0.59
47:UA:56:THR:HA	47:UA:63:THR:HA	1.84	0.59
49:WA:109:ASP:O	49:WA:127:ARG:HG3	2.02	0.59
50:XA:155:PHE:CE2	71:SB:61:SER:HB3	2.38	0.59
52:ZA:179:VAL:HB	52:ZA:196:VAL:O	2.03	0.59
54:BB:169:ILE:H	54:BB:169:ILE:HD12	1.67	0.59
58:FB:151:LYS:O	58:FB:151:LYS:HD3	2.02	0.59
73:UB:56:LYS:O	80:BC:8:LEU:HD11	2.03	0.59
73:UB:114:LYS:N	73:UB:117:ILE:HD11	2.17	0.59
75:WB:93:SER:OG	75:WB:99:ALA:HA	2.02	0.59
77:YB:51:GLN:O	77:YB:66:PRO:HB3	2.02	0.59
82:DC:320:LEU:O	82:DC:324:MET:HG2	2.03	0.59
1:A:36:C:H2'	1:A:37:U:C6	2.38	0.59
1:A:1036:A:C5'	72:TB:3:ARG:HH22	2.15	0.59
1:A:1735:U:H2'	1:A:1736:G:C8	2.37	0.59
2:B:594:U:H4'	11:K:30:ARG:HH12	1.66	0.59
2:B:1127:G:P	14:N:98:ARG:HE	2.26	0.59
2:B:1173:U:H2'	2:B:1180:A:N7	2.17	0.59
2:B:1282:G:H4'	48:VA:82:GLY:CA	2.33	0.59
2:B:1591:G:O2'	2:B:1592:G:H5'	2.03	0.59
2:B:1919:G:C2'	2:B:1933:A:H61	2.16	0.59
2:B:2202:C:H5''	6:F:226:SER:N	2.18	0.59
2:B:2477:G:H5''	2:B:2478:C:C5	2.38	0.59
4:D:85:G:H1	4:D:95:A:H61	1.50	0.59
7:G:51:ALA:HA	7:G:314:TYR:CD2	2.38	0.59
8:H:58:HIS:HA	8:H:90:PHE:CE1	2.38	0.59
10:J:40:LEU:HD11	10:J:65:ILE:HG21	1.84	0.59
12:L:148:ALA:HA	12:L:201:THR:CG2	2.32	0.59
14:N:52:LEU:HD12	14:N:152:LEU:HD22	1.85	0.59
17:Q:57:VAL:HG13	17:Q:147:ILE:HG21	1.84	0.59
22:V:88:THR:HA	22:V:107:THR:HG23	1.85	0.59
23:W:14:VAL:CG2	23:W:42:ARG:HG3	2.33	0.59
29:CA:142:ILE:OXT	29:CA:142:ILE:HD13	2.02	0.59
30:DA:48:LEU:HD22	30:DA:118:LEU:HG	1.85	0.59
35:IA:30:PRO:O	35:IA:33:VAL:HG12	2.03	0.59
46:TA:8:ARG:HD3	46:TA:10:THR:OG1	2.03	0.59
52:ZA:147:ASN:HB3	71:SB:3:ASN:HA	1.84	0.59
59:GB:77:ILE:HG21	59:GB:91:LYS:HG3	1.85	0.59
61:IB:45:PRO:HD2	61:IB:60:PHE:CE2	2.38	0.59
72:TB:11:LEU:HD12	72:TB:74:VAL:HB	1.84	0.59
72:TB:104:LEU:HB2	72:TB:124:LYS:O	2.02	0.59

Continued on next page...

Continued from previous page...

Atom-1	Atom-2	Interatomic distance (Å)	Clash overlap (Å)
1:A:130:C:H4'	1:A:176:C:H5'	1.85	0.58
2:B:965:A:H2'	2:B:966:U:C6	2.38	0.58
2:B:1319:G:H2'	2:B:1320:C:C6	2.38	0.58
2:B:1380:G:H4'	8:H:195:ARG:HH22	1.68	0.58
2:B:1426:C:H3'	32:FA:4:ARG:HH12	1.67	0.58
2:B:1504:A:H5''	21:U:23:ARG:NH1	2.18	0.58
2:B:1651:U:C5'	6:F:71:LEU:HB2	2.31	0.58
2:B:1831:U:H2'	2:B:1832:C:C6	2.37	0.58
2:B:1898:G:H1'	27:AA:18:PRO:CD	2.31	0.58
2:B:2117:A:H2'	2:B:2118:C:O4'	2.03	0.58
2:B:2143:A:O2'	2:B:2144:A:H2'	2.03	0.58
2:B:2536:A:H3'	2:B:2537:U:C5'	2.32	0.58
5:E:87:VAL:HG21	5:E:116:LEU:HD13	1.83	0.58
7:G:48:GLY:N	7:G:338:LEU:HD21	2.18	0.58
7:G:221:THR:HB	7:G:273:HIS:HB2	1.83	0.58
10:J:20:LYS:HD2	10:J:22:ARG:HG3	1.85	0.58
19:S:99:ARG:HH22	19:S:166:ALA:HB3	1.67	0.58
20:T:62:THR:HG22	20:T:65:ASN:H	1.68	0.58
22:V:30:VAL:HG13	22:V:49:LEU:CD2	2.26	0.58
31:EA:81:LEU:HD13	38:LA:93:PHE:HD2	1.68	0.58
34:HA:52:ARG:O	34:HA:56:LEU:HG	2.03	0.58
37:KA:91:ALA:HA	37:KA:94:PHE:CZ	2.38	0.58
49:WA:193:ILE:HG22	49:WA:194:GLY:H	1.68	0.58
52:ZA:67:GLN:HA	52:ZA:70:ASP:HB2	1.84	0.58
54:BB:31:PRO:HB2	54:BB:38:LEU:CD2	2.31	0.58
54:BB:44:LEU:HG	54:BB:82:TYR:HB3	1.85	0.58
55:CB:172:ILE:O	55:CB:176:THR:HG23	2.02	0.58
66:NB:109:PHE:CD2	66:NB:117:LEU:HD21	2.38	0.58
82:DC:110:ASP:HB3	82:DC:537:HIS:HB2	1.83	0.58
1:A:401:A:C2'	1:A:402:C:H4'	2.33	0.58
1:A:1316:G:H2'	1:A:1317:C:C6	2.38	0.58
1:A:1485:C:N3	1:A:1592:A:H1'	2.19	0.58
1:A:1580:C:H4'	66:NB:137:ARG:HB3	1.84	0.58
2:B:953:G:O2'	2:B:1115:G:H4'	2.03	0.58
2:B:1128:U:H3	2:B:2863:G:N2	2.01	0.58
2:B:1186:G:H2'	2:B:1187:C:C6	2.38	0.58
2:B:1348:U:H4'	2:B:1349:G:H5''	1.85	0.58
2:B:1399:A:C2	3:C:8:C:H4'	2.38	0.58
2:B:1822:C:H2'	2:B:1823:A:C8	2.39	0.58
2:B:2201:G:H21	6:F:224:THR:HG21	1.69	0.58
2:B:2948:C:H2'	2:B:2949:U:C6	2.38	0.58

Continued on next page...

Continued from previous page...

Atom-1	Atom-2	Interatomic distance (Å)	Clash overlap (Å)
3:C:34:U:H5'	41:OA:78:PHE:CZ	2.38	0.58
3:C:57:C:H4'	3:C:63:G:C8	2.37	0.58
5:E:125:GLY:HA2	5:E:129:SER:HB2	1.85	0.58
6:F:20:THR:O	6:F:21:ARG:HB3	2.02	0.58
6:F:39:GLY:HA3	12:L:36:ILE:HG21	1.85	0.58
7:G:347:SER:O	7:G:348:ARG:HB2	2.03	0.58
10:J:76:LEU:HD12	10:J:134:ARG:CG	2.33	0.58
10:J:132:ALA:HA	10:J:135:VAL:HB	1.84	0.58
11:K:79:ALA:HA	25:Y:138:SER:H	1.67	0.58
20:T:142:SER:HA	20:T:145:VAL:CG2	2.34	0.58
24:X:75:PHE:CD2	24:X:102:ALA:HB2	2.38	0.58
37:KA:50:ALA:HB2	37:KA:68:TRP:CE3	2.38	0.58
39:MA:25:LYS:HE3	39:MA:51:ILE:CD1	2.29	0.58
48:VA:172:LEU:HA	48:VA:175:LEU:HG	1.85	0.58
49:WA:85:TRP:CZ3	67:OB:29:GLN:HB3	2.37	0.58
56:DB:175:ILE:HG22	56:DB:178:LEU:HB2	1.83	0.58
70:RB:20:ILE:HD12	70:RB:21:LYS:N	2.17	0.58
72:TB:97:ARG:NH1	72:TB:97:ARG:HB2	2.17	0.58
73:UB:107:PHE:HE2	73:UB:120:VAL:HG12	1.68	0.58
74:VB:29:HIS:HB2	74:VB:32:ARG:CB	2.32	0.58
1:A:449:C:H2'	1:A:450:U:C6	2.38	0.58
1:A:991:G:H4'	1:A:1786:G:C4'	2.28	0.58
1:A:1352:G:H4'	66:NB:3:ALA:CB	2.33	0.58
2:B:253:A:H2'	2:B:254:A:C8	2.38	0.58
2:B:370:U:H4'	2:B:404:G:C4'	2.32	0.58
2:B:412:G:H5''	21:U:30:ARG:HD2	1.85	0.58
2:B:860:G:N3	2:B:2133:U:H1'	2.17	0.58
2:B:2203:U:H2'	2:B:2204:C:H6	1.68	0.58
3:C:28:C:O3'	17:Q:26:PHE:HB2	2.03	0.58
3:C:29:U:H2'	3:C:30:C:C6	2.39	0.58
6:F:103:PRO:HB3	6:F:160:SER:O	2.03	0.58
8:H:76:ARG:HD3	8:H:86:GLY:O	2.03	0.58
8:H:329:PRO:HD3	11:K:41:ARG:HH22	1.68	0.58
12:L:71:VAL:HG12	12:L:75:ILE:HB	1.83	0.58
13:M:167:VAL:HG12	13:M:170:LYS:HG3	1.85	0.58
19:S:10:LEU:HD11	19:S:19:LEU:HD11	1.85	0.58
19:S:73:ARG:CB	19:S:89:VAL:HG13	2.33	0.58
20:T:74:ARG:HG3	20:T:146:GLY:HA3	1.86	0.58
21:U:126:ARG:HD3	21:U:140:GLU:CB	2.28	0.58
33:GA:12:GLN:HA	33:GA:15:LYS:HE3	1.85	0.58
47:UA:23:ARG:O	47:UA:26:VAL:HB	2.02	0.58

Continued on next page...

Continued from previous page...

Atom-1	Atom-2	Interatomic distance (Å)	Clash overlap (Å)
54:BB:47:PHE:HA	54:BB:51:ARG:HB2	1.84	0.58
55:CB:48:PHE:HB3	55:CB:67:PRO:HB3	1.84	0.58
56:DB:137:ARG:HB3	56:DB:140:ASN:CB	2.33	0.58
59:GB:77:ILE:HG23	59:GB:86:LEU:HD23	1.84	0.58
1:A:448:C:O3'	54:BB:29:PRO:HA	2.03	0.58
2:B:280:U:H2'	2:B:282:G:OP2	2.04	0.58
2:B:1480:G:H21	2:B:1872:C:H5	1.51	0.58
2:B:1822:C:H5''	38:LA:66:SER:CB	2.33	0.58
2:B:1832:C:H4'	3:C:113:U:H5'	1.84	0.58
2:B:2051:G:H2'	2:B:2052:G:C8	2.38	0.58
2:B:2086:A:H5''	2:B:2087:C:H5'	1.85	0.58
2:B:2130:G:H2'	2:B:2131:A:C4'	2.32	0.58
2:B:2748:A:H4'	9:I:145:PHE:CE1	2.38	0.58
2:B:3375:A:O2'	2:B:3378:C:H5'	2.02	0.58
4:D:79:A:H3'	4:D:80:G:H8	1.69	0.58
4:D:96:U:H5''	24:X:43:TYR:CE2	2.38	0.58
4:D:99:G:H2'	4:D:100:C:C6	2.38	0.58
5:E:94:ASN:CG	5:E:124:LEU:HB2	2.23	0.58
8:H:23:PRO:HD2	8:H:26:PHE:HE2	1.68	0.58
9:I:58:LYS:HD3	9:I:93:THR:HB	1.84	0.58
9:I:293:LEU:HD22	14:N:210:ILE:HD13	1.85	0.58
10:J:42:LEU:O	10:J:49:GLY:HA2	2.03	0.58
11:K:86:VAL:HG13	11:K:135:ALA:C	2.22	0.58
16:P:60:VAL:O	16:P:75:PRO:HD2	2.03	0.58
17:Q:167:PHE:CE1	17:Q:168:ARG:HG2	2.39	0.58
19:S:26:ARG:HB3	19:S:30:TYR:CE2	2.38	0.58
22:V:24:VAL:O	22:V:28:LEU:HG	2.03	0.58
23:W:19:LYS:HA	23:W:22:VAL:HG23	1.84	0.58
37:KA:18:ARG:HA	37:KA:23:ASN:HA	1.85	0.58
48:VA:11:TYR:CZ	48:VA:15:LEU:HD23	2.38	0.58
49:WA:206:PRO:HG3	49:WA:247:PRO:HA	1.84	0.58
50:XA:183:ARG:HH12	50:XA:191:ARG:HA	1.67	0.58
54:BB:37:LYS:HB2	54:BB:40:GLU:HG2	1.85	0.58
56:DB:77:LEU:HD12	56:DB:84:TYR:CD2	2.38	0.58
68:PB:41:ARG:NE	69:QB:46:PRO:HD3	2.18	0.58
72:TB:94:LEU:CG	72:TB:102:VAL:HG23	2.32	0.58
82:DC:25:ILE:CD1	82:DC:142:VAL:HG12	2.33	0.58
1:A:555:A:H2'	1:A:556:A:C8	2.39	0.58
1:A:685:A:H2'	1:A:686:C:O4'	2.02	0.58
1:A:1186:U:H2'	1:A:1187:U:O4'	2.03	0.58
1:A:1387:G:H1'	1:A:1410:A:H61	1.69	0.58

Continued on next page...

Continued from previous page...

Atom-1	Atom-2	Interatomic distance (Å)	Clash overlap (Å)
2:B:44:U:H2'	2:B:45:A:O4'	2.04	0.58
2:B:960:U:O2'	2:B:961:C:H5'	2.03	0.58
2:B:1073:U:H3	2:B:1085:A:H61	1.52	0.58
2:B:1083:G:H2'	2:B:1084:A:C8	2.39	0.58
2:B:1092:C:H4'	25:Y:120:LYS:NZ	2.18	0.58
2:B:1731:A:H2'	2:B:1732:U:O4'	2.04	0.58
2:B:1910:A:H2	2:B:2333:C:O2	1.87	0.58
2:B:2197:C:H41	2:B:2241:U:H3'	1.69	0.58
2:B:3113:A:H5''	2:B:3118:C:N4	2.18	0.58
7:G:336:VAL:HG12	7:G:337:THR:H	1.69	0.58
10:J:158:TYR:HD1	18:R:118:PHE:CD1	2.22	0.58
11:K:157:ASN:O	11:K:158:LYS:HB3	2.01	0.58
12:L:247:ASP:O	12:L:251:LYS:HB3	2.02	0.58
13:M:103:ILE:HG21	13:M:110:LYS:NZ	2.18	0.58
14:N:36:LEU:HD21	14:N:69:ARG:HH11	1.68	0.58
17:Q:106:GLN:HB3	40:NA:18:THR:CG2	2.33	0.58
21:U:159:LYS:HD3	21:U:159:LYS:H	1.68	0.58
22:V:89:ASP:HB2	22:V:109:GLY:C	2.23	0.58
27:AA:33:ASN:HD21	27:AA:64:LYS:N	2.01	0.58
31:EA:83:THR:HB	34:HA:58:TYR:OH	2.04	0.58
63:KB:113:PHE:CE1	63:KB:117:LEU:HD11	2.38	0.58
72:TB:52:TYR:HA	72:TB:61:ILE:HG12	1.84	0.58
1:A:7:G:H2'	1:A:8:U:H5''	1.86	0.58
1:A:93:A:H8	1:A:399:A:H5''	1.68	0.58
1:A:933:A:N1	1:A:944:A:N1	2.51	0.58
1:A:1326:A:H5''	53:AB:156:PHE:CE1	2.39	0.58
1:A:1419:G:H1'	79:AC:55:PHE:O	2.03	0.58
1:A:1679:G:H21	1:A:1722:A:H62	1.52	0.58
2:B:106:A:H5'	2:B:684:G:O2'	2.03	0.58
2:B:1280:C:H2'	2:B:1281:G:H8	1.68	0.58
2:B:1359:C:H2'	2:B:1360:C:H6	1.67	0.58
2:B:1927:G:OP1	47:UA:6:LYS:HB3	2.03	0.58
2:B:2081:U:H2'	2:B:2082:U:H4'	1.85	0.58
2:B:2213:A:H1'	2:B:2602:G:H5'	1.85	0.58
2:B:2367:A:H3'	2:B:2368:A:H8	1.68	0.58
2:B:2393:G:H2'	2:B:2982:A:N6	2.18	0.58
2:B:2724:U:H5''	25:Y:54:HIS:CD2	2.38	0.58
2:B:3148:U:H4'	7:G:104:THR:HB	1.84	0.58
7:G:305:ILE:HG21	7:G:323:MET:HE1	1.85	0.58
9:I:204:VAL:O	9:I:208:MET:HG3	2.04	0.58
11:K:161:VAL:CG1	11:K:162:PRO:HD2	2.31	0.58

Continued on next page...

Continued from previous page...

Atom-1	Atom-2	Interatomic distance (Å)	Clash overlap (Å)
12:L:168:ALA:HB3	40:NA:47:ILE:HD11	1.85	0.58
18:R:39:ILE:HB	18:R:43:LYS:O	2.02	0.58
20:T:18:ARG:HB2	20:T:123:ALA:HA	1.84	0.58
20:T:148:LYS:HE3	20:T:148:LYS:H	1.69	0.58
21:U:119:VAL:HG23	21:U:145:HIS:O	2.04	0.58
46:TA:78:LYS:NZ	46:TA:78:LYS:HB3	2.19	0.58
49:WA:13:LEU:HD21	49:WA:55:GLY:H	1.69	0.58
49:WA:103:PHE:CE1	49:WA:138:GLY:HA2	2.36	0.58
50:XA:153:SER:O	50:XA:156:VAL:HG22	2.03	0.58
50:XA:169:SER:O	50:XA:173:ILE:HG12	2.03	0.58
53:AB:47:GLU:HG2	53:AB:49:ILE:HD11	1.86	0.58
56:DB:211:LEU:O	56:DB:215:ARG:HB2	2.03	0.58
58:FB:22:ARG:HD2	58:FB:25:ARG:NH2	2.19	0.58
58:FB:72:ILE:HG12	58:FB:112:TRP:CH2	2.38	0.58
58:FB:121:LEU:HD21	58:FB:160:PHE:HB3	1.86	0.58
67:OB:69:ILE:HD13	67:OB:69:ILE:N	2.16	0.58
69:QB:86:ARG:HE	69:QB:89:ARG:HE	1.50	0.58
74:VB:41:ARG:HA	74:VB:44:LEU:HD12	1.86	0.58
78:ZB:27:GLN:HG2	78:ZB:43:ASN:OD1	2.04	0.58
82:DC:597:VAL:HG11	82:DC:625:TRP:CZ2	2.38	0.58
1:A:20:G:H5'	1:A:571:G:C8	2.38	0.58
1:A:172:C:H2'	1:A:173:A:C8	2.38	0.58
1:A:829:A:H4'	1:A:830:U:H5'	1.84	0.58
1:A:1586:A:H1'	1:A:1611:A:C6	2.39	0.58
2:B:1545:A:H2'	2:B:1547:G:OP2	2.03	0.58
2:B:1702:U:H2'	2:B:1703:U:H6	1.69	0.58
2:B:1841:A:C3'	2:B:1842:A:H5''	2.30	0.58
2:B:2102:U:C5'	23:W:88:ARG:HH21	2.16	0.58
2:B:2242:A:H5'	6:F:243:THR:CG2	2.34	0.58
2:B:2752:U:H6	2:B:2752:U:H5'	1.69	0.58
2:B:3205:G:H2'	2:B:3206:C:C5	2.39	0.58
2:B:3206:C:H5''	2:B:3207:U:O4'	2.04	0.58
2:B:3269:U:H3	10:J:134:ARG:HH21	1.51	0.58
6:F:112:ILE:CG1	6:F:135:ILE:HG23	2.33	0.58
7:G:67:PHE:CZ	27:AA:88:ARG:HB2	2.38	0.58
8:H:334:PHE:HZ	8:H:340:GLY:HA3	1.68	0.58
13:M:64:HIS:HE1	20:T:132:GLY:HA3	1.69	0.58
14:N:99:ILE:HD13	14:N:101:LYS:HE3	1.84	0.58
20:T:14:HIS:HB3	20:T:123:ALA:HB1	1.85	0.58
20:T:62:THR:H	20:T:70:PRO:CD	2.15	0.58
22:V:177:GLY:O	22:V:186:VAL:HA	2.03	0.58

Continued on next page...

Continued from previous page...

Atom-1	Atom-2	Interatomic distance (Å)	Clash overlap (Å)
24:X:155:ARG:HD3	24:X:172:TYR:CE2	2.38	0.58
29:CA:107:VAL:HG13	29:CA:126:LEU:HA	1.84	0.58
31:EA:7:ALA:HA	31:EA:89:VAL:CG1	2.33	0.58
52:ZA:101:VAL:HG22	52:ZA:115:ILE:HG12	1.85	0.58
53:AB:171:ALA:HB3	53:AB:186:VAL:HB	1.86	0.58
56:DB:5:ILE:HD11	56:DB:111:LEU:HD12	1.85	0.58
58:FB:39:GLY:O	58:FB:59:ARG:HB3	2.04	0.58
73:UB:128:SER:HB2	73:UB:143:PRO:HG2	1.85	0.58
82:DC:496:LYS:HE3	82:DC:554:LEU:O	2.04	0.58
1:A:73:U:H6	56:DB:167:LYS:HZ1	1.50	0.58
1:A:180:A:H2'	1:A:181:A:H5'	1.84	0.58
1:A:479:C:H5'	59:GB:124:HIS:CB	2.33	0.58
1:A:758:U:H4'	59:GB:7:THR:HB	1.86	0.58
1:A:856:A:N6	57:EB:116:ARG:HA	2.19	0.58
2:B:199:A:C6	2:B:201:A:H1'	2.38	0.58
2:B:873:C:H2'	2:B:875:G:C1'	2.33	0.58
2:B:1145:G:H1'	2:B:1160:C:N3	2.18	0.58
2:B:1585:C:H2'	2:B:1586:G:C8	2.39	0.58
2:B:1655:G:H2'	2:B:1656:A:C8	2.38	0.58
2:B:1741:A:H4'	38:LA:38:LEU:HD21	1.85	0.58
2:B:2661:G:H2'	2:B:2662:G:H8	1.67	0.58
2:B:2854:U:OP1	14:N:6:ALA:HB2	2.02	0.58
2:B:3303:G:O2'	2:B:3304:U:H5''	2.02	0.58
4:D:74:C:C2'	4:D:75:G:H5'	2.33	0.58
10:J:55:LEU:N	10:J:65:ILE:HG22	2.18	0.58
13:M:36:LYS:HE3	13:M:74:LEU:HD22	1.85	0.58
27:AA:20:GLY:HA2	27:AA:35:TYR:CE2	2.39	0.58
35:IA:71:LEU:HD23	35:IA:72:ARG:N	2.18	0.58
53:AB:137:VAL:HG22	53:AB:151:LYS:HA	1.85	0.58
73:UB:88:PRO:HD2	73:UB:124:VAL:HB	1.86	0.58
82:DC:22:MET:SD	82:DC:102:LEU:HD13	2.43	0.58
82:DC:279:ASP:HB3	82:DC:280:PRO:HD3	1.85	0.58
1:A:1169:G:H21	1:A:1576:A:N6	2.00	0.58
1:A:1440:C:H2'	1:A:1441:C:O4'	2.04	0.58
2:B:65:A:HO2'	17:Q:99:HIS:HE2	1.51	0.58
2:B:597:G:H4'	8:H:326:ARG:HA	1.86	0.58
2:B:647:A:H5'	2:B:650:C:H41	1.69	0.58
2:B:886:C:H4'	2:B:1850:A:N3	2.19	0.58
2:B:996:A:C2	2:B:997:A:H1'	2.38	0.58
2:B:1210:U:H2'	2:B:1211:U:C5	2.39	0.58
2:B:1235:U:C4'	2:B:1236:G:H5'	2.25	0.58

Continued on next page...

Continued from previous page...

Atom-1	Atom-2	Interatomic distance (Å)	Clash overlap (Å)
2:B:1825:G:OP2	42:PA:49:SER:HB3	2.04	0.58
2:B:2754:G:C3'	2:B:2755:C:H5''	2.34	0.58
2:B:2937:G:H2'	2:B:2938:G:O4'	2.03	0.58
3:C:42:G:H21	41:OA:21:ARG:HA	1.67	0.58
8:H:107:ARG:HB3	8:H:109:TRP:CZ3	2.39	0.58
10:J:20:LYS:HD3	10:J:21:THR:N	2.18	0.58
12:L:225:LYS:O	12:L:229:VAL:HG23	2.04	0.58
13:M:4:ILE:HG23	13:M:5:GLN:N	2.19	0.58
22:V:26:LEU:O	22:V:30:VAL:HG23	2.03	0.58
31:EA:10:VAL:HG11	31:EA:22:LYS:HD3	1.85	0.58
32:FA:71:PRO:HB2	32:FA:109:TYR:HA	1.85	0.58
47:UA:29:LEU:HD13	47:UA:69:TYR:HD2	1.68	0.58
48:VA:64:ARG:CD	48:VA:67:LEU:HD13	2.34	0.58
67:OB:71:PHE:O	67:OB:72:LYS:HB3	2.04	0.58
72:TB:98:GLN:HG3	72:TB:99:PHE:CD1	2.38	0.58
1:A:1109:G:H2'	1:A:1110:G:O4'	2.04	0.58
1:A:1605:G:C8	66:NB:127:LYS:HD2	2.39	0.58
2:B:2527:G:H2'	2:B:2528:G:O4'	2.04	0.58
2:B:2652:U:H5'	46:TA:65:THR:HG21	1.85	0.58
2:B:2896:A:H4'	44:RA:95:VAL:CG1	2.34	0.58
2:B:2945:G:H5'	2:B:2945:G:N3	2.19	0.58
2:B:3049:A:C6	7:G:75:ALA:HB2	2.39	0.58
2:B:3068:U:OP1	23:W:58:HIS:HA	2.04	0.58
3:C:91:C:H2'	3:C:92:A:H8	1.69	0.58
4:D:8:G:H5'	9:I:71:GLY:HA2	1.86	0.58
6:F:112:ILE:HG23	6:F:133:TYR:HB2	1.86	0.58
8:H:219:LEU:HD23	8:H:222:VAL:HG11	1.85	0.58
9:I:58:LYS:NZ	9:I:158:ARG:HH12	2.02	0.58
10:J:40:LEU:HD12	10:J:52:VAL:HG23	1.86	0.58
19:S:62:TYR:HB2	19:S:134:LEU:HD11	1.84	0.58
21:U:3:ARG:HA	21:U:3:ARG:HE	1.69	0.58
53:AB:177:MET:SD	53:AB:182:LEU:HD13	2.44	0.58
54:BB:6:LYS:N	54:BB:6:LYS:HD2	2.19	0.58
54:BB:193:GLY:CA	54:BB:212:ASP:HA	2.33	0.58
63:KB:18:TYR:CE1	72:TB:55:ASP:HA	2.39	0.58
77:YB:35:VAL:HG22	77:YB:79:PHE:CB	2.34	0.58
82:DC:176:GLN:O	82:DC:180:ARG:HG3	2.02	0.58
82:DC:440:ARG:NH1	82:DC:440:ARG:HB3	2.18	0.58
1:A:42:G:C8	1:A:437:A:H2'	2.39	0.57
1:A:1345:A:H2'	1:A:1348:A:N6	2.19	0.57
1:A:1490:C:H5	1:A:1514:U:O4	1.86	0.57

Continued on next page...

Continued from previous page...

Atom-1	Atom-2	Interatomic distance (Å)	Clash overlap (Å)
1:A:1715:G:C2'	1:A:1716:C:H4'	2.34	0.57
2:B:733:G:H1'	2:B:736:A:N6	2.19	0.57
2:B:777:U:H2'	2:B:778:U:O4'	2.04	0.57
2:B:1051:U:H4'	25:Y:19:PHE:HB2	1.86	0.57
2:B:1520:G:H2'	2:B:1521:G:O4'	2.04	0.57
2:B:2394:G:H2'	2:B:2395:G:H5'	1.85	0.57
2:B:2470:C:H5'	5:E:26:ARG:HB3	1.86	0.57
2:B:2765:C:H5''	46:TA:39:GLY:HA3	1.85	0.57
2:B:2861:U:H2'	2:B:2862:U:O4'	2.03	0.57
6:F:92:LYS:HA	6:F:103:PRO:HD2	1.86	0.57
6:F:227:ARG:HA	6:F:238:ILE:CG2	2.34	0.57
7:G:133:TYR:HA	7:G:136:LYS:HE2	1.84	0.57
11:K:85:PHE:HB2	11:K:116:PHE:CD1	2.39	0.57
18:R:80:THR:HA	18:R:83:LYS:HB3	1.85	0.57
29:CA:126:LEU:H	29:CA:126:LEU:HD23	1.69	0.57
30:DA:60:ARG:NH2	30:DA:64:LYS:HE3	2.20	0.57
31:EA:129:TRP:CZ2	38:LA:100:ILE:HD12	2.39	0.57
36:JA:96:ILE:CD1	36:JA:109:LEU:HG	2.34	0.57
41:OA:10:LYS:H	41:OA:10:LYS:HD2	1.67	0.57
49:WA:10:ARG:HA	49:WA:10:ARG:NE	2.19	0.57
49:WA:52:GLN:HG2	49:WA:53:LYS:HG2	1.86	0.57
49:WA:174:ASN:HA	49:WA:198:ASN:HB2	1.85	0.57
50:XA:54:TRP:HH2	50:XA:191:ARG:HH12	1.52	0.57
50:XA:102:PHE:CZ	50:XA:131:GLN:HB3	2.39	0.57
53:AB:168:ILE:HG22	53:AB:189:MET:HB2	1.86	0.57
72:TB:50:PHE:HB3	72:TB:63:VAL:HG13	1.85	0.57
83:EC:6872:A:H3'	83:EC:6873:A:C5'	2.30	0.57
1:A:344:A:O2'	1:A:345:U:H5'	2.03	0.57
1:A:348:U:C4'	58:FB:14:THR:HA	2.34	0.57
1:A:573:C:C2	1:A:574:G:H1'	2.39	0.57
1:A:1611:A:H2'	1:A:1612:U:O4'	2.04	0.57
1:A:1711:C:H2'	1:A:1712:A:O4'	2.03	0.57
2:B:1270:A:H4'	82:DC:744:TYR:HD1	1.69	0.57
2:B:1272:C:H2'	2:B:1273:A:O4'	2.04	0.57
2:B:1564:U:H2'	2:B:1565:G:O4'	2.04	0.57
2:B:2271:A:H5''	2:B:2272:G:H21	1.69	0.57
2:B:3139:A:O2'	7:G:20:LYS:HD3	2.04	0.57
8:H:65:TRP:HB3	8:H:69:ARG:HG3	1.86	0.57
9:I:33:ARG:HG2	9:I:37:VAL:CG2	2.34	0.57
12:L:143:ILE:HD11	12:L:151:VAL:HG11	1.84	0.57
22:V:65:SER:HA	22:V:93:ILE:HD13	1.85	0.57

Continued on next page...

Continued from previous page...

Atom-1	Atom-2	Interatomic distance (Å)	Clash overlap (Å)
26:Z:71:PHE:HA	26:Z:75:TYR:HD2	1.65	0.57
34:HA:30:THR:O	34:HA:34:LEU:HD13	2.05	0.57
48:VA:15:LEU:HD12	48:VA:16:ARG:N	2.19	0.57
54:BB:35:PRO:HD2	54:BB:83:PRO:HG2	1.86	0.57
63:KB:121:ARG:O	63:KB:125:LEU:HD23	2.03	0.57
65:MB:29:SER:OG	65:MB:31:GLU:HG2	2.03	0.57
65:MB:85:ILE:HD12	65:MB:114:HIS:HB2	1.85	0.57
74:VB:81:GLU:HA	74:VB:84:LYS:HG2	1.85	0.57
1:A:749:U:H3	1:A:800:U:H3	1.52	0.57
1:A:1232:U:H4'	60:HB:2:LEU:HD21	1.87	0.57
1:A:1589:C:H2'	1:A:1590:G:C8	2.39	0.57
2:B:811:U:H2'	2:B:812:G:H8	1.69	0.57
2:B:1734:G:H2'	2:B:1735:G:C8	2.39	0.57
2:B:1940:G:OP1	23:W:80:LYS:HE3	2.04	0.57
3:C:91:C:OP1	3:C:91:C:H3'	2.03	0.57
6:F:3:ARG:CB	6:F:207:VAL:HG23	2.33	0.57
13:M:94:TYR:O	44:RA:78:ILE:HG12	2.04	0.57
19:S:56:LYS:HG2	19:S:59:PHE:HE2	1.68	0.57
32:FA:102:ILE:HB	32:FA:125:VAL:HA	1.86	0.57
38:LA:16:ARG:HB3	38:LA:37:LYS:HD3	1.86	0.57
44:RA:99:CYS:HB2	44:RA:114:LYS:HZ2	1.69	0.57
50:XA:22:THR:HG22	50:XA:169:SER:CA	2.28	0.57
50:XA:54:TRP:O	50:XA:58:VAL:HG23	2.05	0.57
53:AB:40:ARG:HB2	53:AB:47:GLU:HB3	1.86	0.57
55:CB:187:ILE:HD12	55:CB:187:ILE:N	2.15	0.57
66:NB:60:PHE:HA	66:NB:63:ILE:HG12	1.85	0.57
66:NB:104:GLU:HA	66:NB:107:LYS:HD2	1.85	0.57
73:UB:50:LYS:HG3	73:UB:102:VAL:O	2.04	0.57
74:VB:39:GLU:HG2	74:VB:43:LYS:HE2	1.85	0.57
1:A:29:U:H2'	1:A:30:G:H8	1.67	0.57
1:A:161:U:H5'	56:DB:84:TYR:HA	1.85	0.57
1:A:514:G:OP1	59:GB:132:ARG:HG3	2.04	0.57
1:A:839:U:H2'	1:A:840:U:H5''	1.86	0.57
1:A:911:U:H5''	2:B:2207:A:C5'	2.34	0.57
1:A:968:U:H4'	1:A:1102:G:N2	2.19	0.57
1:A:1357:A:H2'	1:A:1358:G:H8	1.69	0.57
2:B:1237:G:H5'	16:P:58:VAL:CG1	2.34	0.57
2:B:1284:C:H2'	2:B:1285:G:H5'	1.86	0.57
2:B:1807:G:H2'	2:B:1808:G:O4'	2.04	0.57
2:B:1898:G:H2'	2:B:1899:G:H5'	1.85	0.57
2:B:2776:C:H5'	2:B:2777:G:C4	2.39	0.57

Continued on next page...

Continued from previous page...

Atom-1	Atom-2	Interatomic distance (Å)	Clash overlap (Å)
2:B:3030:G:H3'	2:B:3031:G:C8	2.39	0.57
2:B:3362:A:H2'	2:B:3363:U:O4'	2.04	0.57
7:G:67:PHE:HE1	27:AA:89:ASP:OD1	1.87	0.57
8:H:193:LYS:HA	8:H:198:ARG:HA	1.87	0.57
9:I:39:GLN:O	9:I:41:LYS:HD2	2.04	0.57
9:I:120:LYS:HD2	9:I:120:LYS:N	2.18	0.57
20:T:85:ARG:HH11	20:T:90:HIS:CD2	2.21	0.57
37:KA:12:LYS:NZ	37:KA:97:SER:HB2	2.20	0.57
48:VA:45:LEU:HB3	48:VA:49:ALA:H	1.70	0.57
49:WA:88:THR:HG22	49:WA:104:VAL:HG22	1.85	0.57
54:BB:9:LEU:O	54:BB:27:TYR:HB3	2.04	0.57
58:FB:76:THR:HG22	58:FB:108:PRO:CG	2.34	0.57
63:KB:18:TYR:HE1	72:TB:55:ASP:HA	1.70	0.57
82:DC:743:ILE:HG22	82:DC:788:THR:HG21	1.85	0.57
1:A:976:G:H3'	1:A:1023:A:C2	2.39	0.57
1:A:1159:C:H4'	1:A:1580:C:OP1	2.04	0.57
2:B:189:G:H2'	2:B:224:C:OP2	2.03	0.57
2:B:366:A:H2'	2:B:367:A:O4'	2.04	0.57
2:B:629:U:H2'	2:B:630:A:C8	2.39	0.57
2:B:700:C:OP1	17:Q:65:TYR:HE2	1.88	0.57
2:B:744:A:H4'	22:V:142:GLY:O	2.04	0.57
2:B:873:C:H2'	2:B:875:G:O4'	2.04	0.57
2:B:931:C:H3'	2:B:932:U:H2'	1.87	0.57
2:B:1421:G:H2'	2:B:1422:G:H8	1.69	0.57
2:B:1797:A:H1'	6:F:21:ARG:HD3	1.85	0.57
2:B:1841:A:H1'	2:B:1848:G:O4'	2.05	0.57
2:B:2153:U:OP1	6:F:246:LEU:HB3	2.03	0.57
2:B:2994:A:H4'	21:U:77:GLY:O	2.05	0.57
2:B:3334:U:H4'	2:B:3335:A:H5''	1.87	0.57
4:D:59:U:H2'	4:D:60:G:O4'	2.05	0.57
7:G:113:GLU:HB3	7:G:176:ALA:HB2	1.86	0.57
8:H:334:PHE:CZ	8:H:340:GLY:HA3	2.40	0.57
9:I:22:ARG:HB2	9:I:30:TYR:OH	2.04	0.57
9:I:290:ILE:HG22	14:N:206:LEU:HD13	1.85	0.57
12:L:67:ILE:HG12	12:L:237:ILE:HB	1.85	0.57
12:L:161:GLU:HG3	19:S:22:LEU:HG	1.86	0.57
17:Q:47:ALA:HB1	17:Q:48:PRO:CD	2.28	0.57
23:W:4:LEU:HD11	23:W:29:THR:OG1	2.04	0.57
23:W:21:LYS:HD3	23:W:53:LYS:HD3	1.85	0.57
29:CA:64:GLU:HB2	29:CA:85:GLN:O	2.04	0.57
30:DA:28:ARG:HH21	30:DA:49:PRO:HG2	1.70	0.57

Continued on next page...

Continued from previous page...

Atom-1	Atom-2	Interatomic distance (Å)	Clash overlap (Å)
32:FA:122:PRO:HA	32:FA:142:GLY:C	2.24	0.57
50:XA:11:PRO:HB3	67:OB:117:LEU:HD12	1.86	0.57
54:BB:162:ILE:HG22	54:BB:164:LEU:H	1.69	0.57
59:GB:125:ALA:O	59:GB:129:ILE:HG13	2.04	0.57
63:KB:78:ASN:HB3	63:KB:80:LEU:HD23	1.86	0.57
69:QB:61:VAL:HG21	69:QB:104:VAL:HG11	1.85	0.57
80:BC:49:LEU:HD23	80:BC:49:LEU:H	1.70	0.57
1:A:397:A:H4'	58:FB:51:GLY:N	2.20	0.57
1:A:1223:A:H2'	1:A:1224:A:C8	2.40	0.57
2:B:118:U:H5'	2:B:151:A:H2	1.69	0.57
2:B:366:A:H5''	8:H:95:ARG:NH2	2.20	0.57
2:B:814:U:H5''	41:OA:35:SER:HB3	1.86	0.57
2:B:1076:C:C1'	33:GA:42:ASN:HB2	2.34	0.57
2:B:1305:U:OP1	2:B:1305:U:H2'	2.05	0.57
2:B:1456:A:C6	2:B:1477:A:H4'	2.40	0.57
2:B:1638:A:N3	2:B:1709:C:H1'	2.19	0.57
2:B:2131:A:H61	47:UA:18:TYR:H	1.51	0.57
2:B:2514:U:C6	12:L:68:ARG:HB3	2.40	0.57
2:B:3034:C:H2'	2:B:3035:A:H5'	1.87	0.57
7:G:158:VAL:HG12	7:G:159:ARG:H	1.69	0.57
8:H:42:VAL:HA	8:H:45:ASN:ND2	2.20	0.57
14:N:75:TYR:O	14:N:79:VAL:HG23	2.05	0.57
17:Q:152:THR:O	17:Q:153:ASP:HB2	2.04	0.57
24:X:10:ILE:HG23	25:Y:148:PRO:HB3	1.86	0.57
24:X:12:ARG:O	24:X:12:ARG:HG3	2.04	0.57
27:AA:102:ILE:HG13	27:AA:102:ILE:O	2.03	0.57
29:CA:113:LEU:HD11	29:CA:121:LYS:NZ	2.20	0.57
39:MA:21:LEU:HD11	39:MA:55:LEU:CD2	2.34	0.57
54:BB:8:HIS:N	54:BB:30:ARG:HG3	2.20	0.57
54:BB:234:PRO:HB3	54:BB:238:LEU:HD11	1.86	0.57
67:OB:93:LEU:O	67:OB:94:SER:C	2.37	0.57
68:PB:92:ILE:HG21	68:PB:115:ARG:HH21	1.69	0.57
73:UB:96:VAL:HG23	73:UB:97:ASP:N	2.18	0.57
73:UB:134:ALA:HA	73:UB:139:LYS:HD2	1.87	0.57
82:DC:241:MET:HA	82:DC:244:LEU:HD12	1.86	0.57
1:A:320:U:O2'	1:A:321:C:H5''	2.03	0.57
1:A:1071:U:H2'	1:A:1072:C:C6	2.40	0.57
1:A:1524:A:H2'	1:A:1525:A:C8	2.40	0.57
1:A:1542:G:N1	1:A:1568:C:H1'	2.20	0.57
1:A:1764:C:H2'	1:A:1767:G:N7	2.20	0.57
2:B:337:G:H21	8:H:50:TYR:HB2	1.70	0.57

Continued on next page...

Continued from previous page...

Atom-1	Atom-2	Interatomic distance (Å)	Clash overlap (Å)
2:B:502:U:H2'	2:B:503:C:H5''	1.87	0.57
2:B:565:U:H2'	2:B:566:G:C8	2.40	0.57
2:B:680:G:H5''	8:H:114:ASN:HD21	1.68	0.57
2:B:772:U:H2'	2:B:773:G:C8	2.39	0.57
2:B:2108:C:H1'	2:B:3344:A:H1'	1.87	0.57
2:B:3007:U:H5''	20:T:73:PHE:HA	1.84	0.57
2:B:3039:C:H1'	27:AA:9:THR:HB	1.85	0.57
2:B:3147:G:H4'	7:G:102:LEU:O	2.04	0.57
2:B:3298:C:H2'	2:B:3299:A:H8	1.69	0.57
3:C:30:C:OP1	17:Q:27:ASP:HB2	2.03	0.57
7:G:59:ASP:HA	7:G:70:ARG:O	2.05	0.57
8:H:5:GLN:HE22	8:H:21:PRO:HB3	1.70	0.57
15:O:87:LYS:HE2	15:O:106:ILE:HA	1.85	0.57
18:R:21:VAL:HG23	18:R:33:ALA:HB3	1.87	0.57
20:T:149:TYR:HB3	20:T:153:VAL:HG23	1.86	0.57
41:OA:17:THR:HG22	41:OA:18:LEU:H	1.70	0.57
48:VA:5:ARG:CA	48:VA:8:LYS:HD3	2.24	0.57
49:WA:20:VAL:HB	49:WA:304:GLY:HA3	1.86	0.57
49:WA:203:THR:OG1	49:WA:245:PHE:HB2	2.05	0.57
54:BB:126:VAL:HG23	54:BB:157:ASN:H	1.68	0.57
56:DB:186:ARG:O	56:DB:190:GLN:HG2	2.05	0.57
59:GB:92:LYS:O	59:GB:93:LEU:HB3	2.05	0.57
70:RB:28:SER:HB2	70:RB:34:LEU:HD23	1.87	0.57
72:TB:53:ILE:HG22	72:TB:60:LYS:O	2.05	0.57
82:DC:281:ILE:HA	82:DC:284:LEU:HD12	1.86	0.57
82:DC:489:VAL:O	82:DC:531:ALA:HA	2.05	0.57
1:A:310:C:C4'	73:UB:33:LEU:HD11	2.27	0.57
1:A:1272:U:H4'	82:DC:655:TYR:OH	2.05	0.57
2:B:129:U:OP2	39:MA:74:LYS:HD3	2.05	0.57
2:B:649:A:H2'	2:B:650:C:C6	2.40	0.57
2:B:2131:A:H2'	2:B:2132:C:H5'	1.86	0.57
2:B:2456:A:H1'	2:B:2482:U:H1'	1.86	0.57
2:B:2760:C:C4	46:TA:63:LYS:HE3	2.39	0.57
2:B:2841:G:H22	2:B:2846:U:H5''	1.69	0.57
9:I:108:ARG:O	9:I:112:LYS:HG2	2.04	0.57
9:I:226:TYR:HE2	9:I:236:LEU:HD22	1.70	0.57
14:N:52:LEU:HA	14:N:165:ILE:HA	1.87	0.57
17:Q:57:VAL:HG12	17:Q:69:VAL:CG2	2.35	0.57
27:AA:93:LEU:CB	28:BA:20:LEU:HD22	2.35	0.57
31:EA:83:THR:O	34:HA:62:LEU:HD21	2.05	0.57
41:OA:16:HIS:HB3	41:OA:25:ARG:O	2.04	0.57

Continued on next page...

Continued from previous page...

Atom-1	Atom-2	Interatomic distance (Å)	Clash overlap (Å)
53:AB:21:LEU:HA	53:AB:24:PHE:HB3	1.87	0.57
55:CB:32:GLU:HG3	55:CB:33:VAL:N	2.20	0.57
55:CB:100:ASN:N	55:CB:103:ASN:HB2	2.20	0.57
74:VB:48:TYR:O	74:VB:49:LYS:HB2	2.04	0.57
78:ZB:32:PHE:HD2	78:ZB:32:PHE:N	2.03	0.57
82:DC:608:PRO:HG2	82:DC:640:GLY:O	2.05	0.57
1:A:109:G:H5''	1:A:755:A:OP1	2.05	0.57
1:A:138:A:H2'	1:A:139:C:H5'	1.86	0.57
1:A:627:C:H4'	63:KB:117:LEU:CD2	2.34	0.57
1:A:1000:C:OP1	83:EC:6947:A:H1'	2.05	0.57
1:A:1099:U:H2'	1:A:1100:G:H21	1.67	0.57
2:B:314:U:H2'	2:B:315:C:C5	2.40	0.57
2:B:825:U:H4'	2:B:1587:A:C2	2.40	0.57
2:B:899:U:H2'	2:B:900:G:C8	2.40	0.57
2:B:1040:A:C2'	14:N:198:LYS:HE2	2.34	0.57
2:B:1231:A:C5'	48:VA:35:SER:HB2	2.34	0.57
2:B:1263:A:C6	16:P:136:ALA:HB2	2.40	0.57
2:B:1485:G:N2	2:B:1857:C:H42	1.89	0.57
2:B:1510:G:H2'	2:B:1512:U:C4	2.39	0.57
2:B:1886:A:O4'	2:B:3307:A:H5'	2.05	0.57
2:B:2421:U:H4'	46:TA:53:GLN:HB2	1.87	0.57
2:B:2716:U:H2'	2:B:2717:U:C6	2.40	0.57
2:B:3330:A:H4'	7:G:366:GLY:HA3	1.85	0.57
7:G:168:LYS:HD3	7:G:319:ASN:OD1	2.05	0.57
8:H:80:GLY:HA2	8:H:85:SER:HB2	1.87	0.57
8:H:317:PRO:O	8:H:318:LEU:HB2	2.04	0.57
9:I:86:TYR:CE2	9:I:247:ILE:HG12	2.40	0.57
10:J:71:VAL:HG21	10:J:159:LEU:HB3	1.86	0.57
11:K:66:LYS:O	11:K:70:LYS:HG3	2.04	0.57
14:N:68:ALA:HB2	14:N:158:LYS:CB	2.34	0.57
17:Q:74:GLY:H	17:Q:98:ASP:CG	2.07	0.57
19:S:114:ARG:HA	19:S:114:ARG:CZ	2.35	0.57
34:HA:18:ILE:HG13	34:HA:23:TYR:CZ	2.39	0.57
46:TA:65:THR:HB	46:TA:88:CYS:O	2.05	0.57
52:ZA:41:LEU:CD1	52:ZA:63:VAL:HG12	2.27	0.57
53:AB:162:GLN:N	53:AB:163:PRO:CD	2.68	0.57
54:BB:180:LEU:HD22	54:BB:192:ILE:HG22	1.87	0.57
55:CB:97:LEU:HD23	55:CB:176:THR:HA	1.87	0.57
72:TB:28:ARG:HG3	72:TB:29:PRO:HA	1.87	0.57
74:VB:88:THR:O	74:VB:92:VAL:HG23	2.04	0.57
82:DC:127:VAL:HB	82:DC:155:VAL:HA	1.86	0.57

Continued on next page...

Continued from previous page...

Atom-1	Atom-2	Interatomic distance (Å)	Clash overlap (Å)
82:DC:593:ILE:HB	82:DC:598:SER:OG	2.05	0.57
82:DC:747:LEU:HB3	82:DC:752:GLY:O	2.05	0.57
1:A:329:G:H5'	58:FB:99:ALA:HB3	1.87	0.57
2:B:148:G:H5''	19:S:55:ALA:CB	2.35	0.57
2:B:749:C:H4'	33:GA:43:HIS:CE1	2.40	0.57
2:B:924:G:O5'	2:B:924:G:H8	1.87	0.57
2:B:1259:A:O2'	2:B:1280:C:H4'	2.05	0.57
2:B:1259:A:N7	48:VA:38:MET:HE3	2.20	0.57
2:B:1467:A:H1'	2:B:1469:C:OP2	2.05	0.57
2:B:2268:U:H3'	2:B:2269:U:O4'	2.04	0.57
2:B:2754:G:H3'	2:B:2755:C:H5''	1.86	0.57
2:B:2897:A:H5''	44:RA:125:LYS:CG	2.34	0.57
2:B:2967:A:H4'	6:F:206:PRO:CG	2.34	0.57
8:H:170:LYS:HG3	8:H:175:HIS:ND1	2.20	0.57
8:H:185:LYS:HD2	8:H:199:TRP:CE3	2.40	0.57
8:H:234:ASN:ND2	8:H:236:LEU:HB2	2.18	0.57
9:I:68:THR:O	25:Y:31:LEU:HD22	2.05	0.57
10:J:54:TYR:HA	10:J:65:ILE:CG2	2.35	0.57
11:K:102:VAL:HG13	11:K:126:LEU:CD2	2.34	0.57
12:L:98:ARG:HH11	12:L:98:ARG:HB2	1.70	0.57
12:L:178:ALA:HB2	12:L:218:ILE:CG2	2.34	0.57
15:O:35:LYS:O	15:O:39:GLN:HG2	2.04	0.57
18:R:23:ILE:HG21	18:R:28:SER:HB2	1.87	0.57
19:S:133:ILE:HD12	19:S:134:LEU:H	1.69	0.57
20:T:136:THR:HG22	20:T:137:THR:N	2.19	0.57
23:W:150:GLN:HA	23:W:153:LYS:HB3	1.86	0.57
39:MA:5:LYS:O	39:MA:9:LEU:HD23	2.04	0.57
71:SB:34:ILE:CB	71:SB:53:TYR:HB2	2.21	0.57
73:UB:13:ARG:NH1	73:UB:13:ARG:HB2	2.20	0.57
82:DC:24:VAL:HG11	82:DC:32:LYS:HB2	1.87	0.57
82:DC:440:ARG:HG2	82:DC:440:ARG:O	2.05	0.57
1:A:64:U:H2'	1:A:65:A:H5''	1.86	0.56
1:A:1552:U:H5	65:MB:43:ARG:NE	2.02	0.56
1:A:1596:C:H4'	1:A:1599:C:H41	1.70	0.56
1:A:1770:U:H2'	1:A:1771:U:C6	2.40	0.56
2:B:250:U:C5'	2:B:251:G:H5''	2.35	0.56
2:B:563:U:H2'	2:B:564:G:H8	1.70	0.56
2:B:835:G:H5''	2:B:1928:G:OP1	2.05	0.56
2:B:885:U:C5'	2:B:1851:G:H4'	2.31	0.56
2:B:975:C:H5''	22:V:54:LEU:CD2	2.35	0.56
2:B:1718:G:H1'	2:B:1731:A:N3	2.20	0.56

Continued on next page...

Continued from previous page...

Atom-1	Atom-2	Interatomic distance (Å)	Clash overlap (Å)
2:B:1938:U:O2'	23:W:79:GLY:HA3	2.05	0.56
2:B:2155:G:H2'	2:B:2156:C:H6	1.69	0.56
2:B:2375:G:H4'	2:B:2376:G:OP2	2.04	0.56
2:B:2878:G:H5''	7:G:5:LYS:HE2	1.86	0.56
2:B:3375:A:H5'	35:IA:18:LYS:HB3	1.86	0.56
7:G:119:TYR:CD1	7:G:125:SER:HB2	2.40	0.56
11:K:154:GLY:HA3	11:K:201:PHE:CZ	2.40	0.56
15:O:80:LEU:CD1	15:O:129:VAL:HG11	2.34	0.56
20:T:12:LYS:HB2	20:T:37:ARG:HD2	1.86	0.56
20:T:34:VAL:HG21	20:T:112:TYR:CE1	2.40	0.56
22:V:19:PRO:HD3	22:V:53:PHE:HD1	1.70	0.56
22:V:64:VAL:CG1	22:V:90:ASP:H	2.15	0.56
22:V:138:LEU:HD22	22:V:139:ILE:N	2.17	0.56
29:CA:115:ARG:HB2	29:CA:119:THR:O	2.05	0.56
30:DA:56:VAL:HG22	30:DA:105:VAL:H	1.70	0.56
30:DA:59:VAL:HG12	30:DA:103:LYS:C	2.26	0.56
39:MA:86:ARG:HA	39:MA:89:ARG:NH1	2.09	0.56
43:QA:27:ILE:HG23	43:QA:30:ARG:HH21	1.70	0.56
54:BB:201:HIS:HB3	54:BB:205:PHE:O	2.05	0.56
54:BB:240:LYS:H	54:BB:240:LYS:HD3	1.68	0.56
54:BB:251:GLU:O	54:BB:255:ARG:HG3	2.04	0.56
66:NB:37:THR:HA	66:NB:49:TYR:OH	2.05	0.56
69:QB:22:LEU:HB3	69:QB:55:TYR:CD1	2.40	0.56
75:WB:59:TYR:O	75:WB:64:VAL:HG11	2.05	0.56
1:A:873:U:O2'	1:A:1047:G:H5''	2.06	0.56
1:A:1211:A:H1'	65:MB:99:GLY:O	2.06	0.56
2:B:148:G:H1'	2:B:149:U:C5	2.41	0.56
2:B:185:C:H2'	2:B:186:U:H5'	1.86	0.56
2:B:380:U:H2'	2:B:381:U:O4'	2.05	0.56
2:B:582:G:H2'	2:B:583:G:H8	1.69	0.56
2:B:712:G:H2'	2:B:713:U:C6	2.40	0.56
2:B:984:G:C2'	11:K:101:LYS:HG3	2.29	0.56
2:B:1043:C:H2'	2:B:1044:U:C6	2.40	0.56
2:B:1184:A:H2'	2:B:1185:C:C6	2.40	0.56
2:B:1470:U:H2'	2:B:1471:U:C6	2.39	0.56
2:B:1534:A:H2'	2:B:1535:A:C8	2.40	0.56
2:B:1550:C:O2'	2:B:1551:C:H5'	2.05	0.56
2:B:1646:G:H1'	2:B:1808:G:H22	1.70	0.56
2:B:1670:C:O2'	2:B:1860:G:H5''	2.05	0.56
2:B:1797:A:H1'	6:F:21:ARG:CD	2.34	0.56
2:B:2476:C:H2'	2:B:2477:G:C4'	2.35	0.56

Continued on next page...

Continued from previous page...

Atom-1	Atom-2	Interatomic distance (Å)	Clash overlap (Å)
2:B:2607:G:N2	19:S:78:GLY:HA3	2.20	0.56
6:F:115:ASN:HA	6:F:128:ARG:CG	2.35	0.56
8:H:4:PRO:HD2	8:H:22:LEU:HD22	1.85	0.56
8:H:40:THR:O	8:H:44:LYS:HB2	2.05	0.56
13:M:48:VAL:HG13	13:M:49:ASN:H	1.70	0.56
14:N:77:THR:HA	14:N:81:GLY:O	2.05	0.56
17:Q:24:VAL:HG11	19:S:203:ARG:HH21	1.71	0.56
19:S:136:ASP:OD1	19:S:139:HIS:HB2	2.05	0.56
25:Y:27:LEU:O	25:Y:27:LEU:HD13	2.06	0.56
28:BA:20:LEU:HD21	28:BA:28:ILE:HG23	1.87	0.56
44:RA:102:ARG:O	44:RA:103:LEU:HD23	2.05	0.56
48:VA:28:VAL:CG1	48:VA:87:VAL:HG21	2.35	0.56
49:WA:17:ASN:HB3	49:WA:39:ASP:HB3	1.87	0.56
49:WA:245:PHE:CD2	49:WA:252:LEU:HD13	2.40	0.56
50:XA:30:GLN:OE1	50:XA:149:LEU:HB3	2.05	0.56
56:DB:76:LEU:HD12	56:DB:94:ARG:HB2	1.87	0.56
59:GB:12:TYR:CD1	59:GB:40:LYS:HG3	2.40	0.56
82:DC:307:LEU:CD2	82:DC:326:LYS:HZ3	2.18	0.56
82:DC:569:SER:O	82:DC:592:PRO:HD3	2.04	0.56
1:A:88:U:H4'	1:A:171:A:C4'	2.35	0.56
1:A:158:U:O2'	1:A:159:U:H3'	2.05	0.56
1:A:866:G:H5''	63:KB:3:ARG:N	2.12	0.56
1:A:927:C:H2'	1:A:928:U:H4'	1.86	0.56
1:A:1765:A:H3'	1:A:1766:A:H5''	1.87	0.56
2:B:24:G:H2'	2:B:25:U:H5'	1.87	0.56
2:B:238:A:H2'	2:B:239:G:H5'	1.87	0.56
2:B:290:G:H2'	2:B:291:C:C6	2.40	0.56
2:B:814:U:H5''	41:OA:35:SER:CB	2.35	0.56
2:B:1046:A:O2'	14:N:18:PRO:HG3	2.05	0.56
2:B:1261:G:H4'	2:B:1278:A:C2	2.40	0.56
2:B:1270:A:HO2'	82:DC:744:TYR:HE1	1.53	0.56
2:B:1458:U:H5''	35:IA:33:VAL:HG11	1.86	0.56
2:B:1836:C:H2'	2:B:1837:U:C6	2.37	0.56
2:B:2149:A:H2'	2:B:2150:G:H5'	1.87	0.56
2:B:2571:U:H4'	2:B:2572:C:C5'	2.34	0.56
2:B:2880:U:H1'	7:G:250:ALA:HB3	1.86	0.56
2:B:3038:U:H2'	2:B:3039:C:C6	2.41	0.56
2:B:3380:U:H2'	2:B:3381:U:C6	2.40	0.56
6:F:22:LEU:HD13	6:F:52:SER:HB2	1.88	0.56
7:G:94:GLU:HG2	7:G:156:SER:HB2	1.87	0.56
9:I:104:LEU:HB2	9:I:247:ILE:HD13	1.86	0.56

Continued on next page...

Continued from previous page...

Atom-1	Atom-2	Interatomic distance (Å)	Clash overlap (Å)
13:M:44:THR:HB	13:M:56:ALA:N	2.12	0.56
13:M:132:VAL:HA	13:M:148:GLY:HA3	1.86	0.56
14:N:30:LYS:N	14:N:30:LYS:HD2	2.21	0.56
14:N:183:LYS:HB2	14:N:183:LYS:NZ	2.21	0.56
17:Q:124:ILE:HG22	17:Q:126:PHE:HE1	1.69	0.56
18:R:45:LEU:HA	18:R:57:ALA:HA	1.88	0.56
18:R:102:LYS:HA	18:R:105:GLN:HB2	1.87	0.56
20:T:15:LEU:CD1	20:T:128:ARG:HB3	2.34	0.56
21:U:47:TYR:O	21:U:51:VAL:HG23	2.04	0.56
27:AA:89:ASP:HB2	27:AA:91:VAL:HG22	1.85	0.56
29:CA:86:VAL:HG12	29:CA:120:LYS:HD3	1.88	0.56
33:GA:17:HIS:HA	33:GA:20:GLY:HA2	1.86	0.56
34:HA:26:GLY:H	34:HA:89:VAL:HG13	1.68	0.56
39:MA:50:SER:O	39:MA:54:VAL:HG23	2.04	0.56
46:TA:31:GLY:C	46:TA:33:ALA:H	2.08	0.56
49:WA:199:ILE:HG21	49:WA:213:SER:HB2	1.86	0.56
54:BB:185:GLY:N	54:BB:189:LEU:HD13	2.20	0.56
55:CB:113:ILE:HG21	55:CB:190:ILE:HB	1.87	0.56
57:EB:64:VAL:HA	57:EB:67:LEU:HD12	1.87	0.56
58:FB:5:ARG:HD3	58:FB:30:GLY:HA3	1.86	0.56
59:GB:176:ASN:O	59:GB:180:LYS:HB2	2.04	0.56
65:MB:37:ALA:HB1	65:MB:38:PRO:HD2	1.87	0.56
68:PB:72:ILE:HG12	68:PB:79:TYR:CD2	2.40	0.56
71:SB:58:TYR:OH	72:TB:20:THR:HA	2.04	0.56
75:WB:68:ARG:HD2	83:EC:6867:C:H6	1.70	0.56
79:AC:23:VAL:HG23	79:AC:38:ILE:HD12	1.87	0.56
82:DC:18:ASN:O	82:DC:98:PHE:HA	2.05	0.56
82:DC:28:VAL:HG13	82:DC:29:ASP:H	1.69	0.56
82:DC:289:MET:CG	82:DC:320:LEU:HD12	2.29	0.56
82:DC:307:LEU:HD23	82:DC:326:LYS:HZ3	1.70	0.56
82:DC:536:LEU:O	82:DC:540:ILE:HG12	2.05	0.56
82:DC:734:GLN:HG3	82:DC:765:LEU:HG	1.86	0.56
1:A:343:C:H2'	1:A:344:A:C8	2.41	0.56
1:A:602:U:OP1	73:UB:32:ARG:HB2	2.06	0.56
1:A:638:U:H1'	57:EB:112:ARG:NH2	2.19	0.56
1:A:884:A:H2'	1:A:885:G:C8	2.41	0.56
1:A:1280:C:H1'	70:RB:70:THR:HB	1.86	0.56
2:B:39:A:H1'	2:B:94:G:N2	2.19	0.56
2:B:792:G:H2'	2:B:793:C:C6	2.40	0.56
2:B:2361:A:C2'	2:B:2362:C:H5'	2.35	0.56
2:B:2389:C:H2'	2:B:2390:A:C8	2.41	0.56

Continued on next page...

Continued from previous page...

Atom-1	Atom-2	Interatomic distance (Å)	Clash overlap (Å)
2:B:2716:U:H2'	2:B:2717:U:H6	1.71	0.56
4:D:11:A:N6	25:Y:20:ARG:HD2	2.20	0.56
5:E:134:PHE:HE1	5:E:137:PRO:HD3	1.70	0.56
8:H:23:PRO:HG3	8:H:258:LEU:CG	2.36	0.56
9:I:69:ILE:HG12	25:Y:31:LEU:CB	2.35	0.56
10:J:148:GLU:HA	10:J:151:LYS:HE2	1.86	0.56
11:K:108:LEU:CD1	11:K:134:VAL:HG11	2.35	0.56
18:R:17:VAL:O	18:R:72:LEU:HB3	2.05	0.56
18:R:36:VAL:HG11	18:R:55:ARG:CZ	2.35	0.56
18:R:116:GLU:HA	18:R:119:GLN:HB2	1.87	0.56
18:R:127:LYS:N	20:T:190:VAL:HG21	2.21	0.56
20:T:27:LEU:CD2	20:T:102:LEU:HB2	2.36	0.56
30:DA:56:VAL:CG2	30:DA:104:LEU:HB3	2.36	0.56
50:XA:191:ARG:HG3	50:XA:192:THR:H	1.71	0.56
52:ZA:169:LEU:HD22	52:ZA:196:VAL:HG21	1.86	0.56
52:ZA:235:LEU:HD22	71:SB:52:THR:HB	1.86	0.56
53:AB:75:LYS:CB	60:HB:22:VAL:HG11	2.36	0.56
53:AB:113:LEU:HD23	53:AB:114:ALA:N	2.21	0.56
55:CB:186:ASN:HD22	55:CB:188:LYS:HD2	1.70	0.56
59:GB:140:ILE:HG12	59:GB:159:ALA:HB3	1.87	0.56
63:KB:22:ALA:HB1	63:KB:23:PRO:CA	2.30	0.56
67:OB:38:ILE:HG23	67:OB:39:ALA:H	1.71	0.56
80:BC:29:LYS:HB2	80:BC:31:LYS:NZ	2.20	0.56
82:DC:434:VAL:HG12	82:DC:445:ILE:HG23	1.88	0.56
82:DC:523:SER:HB3	82:DC:529:ILE:HG12	1.88	0.56
1:A:588:U:H2'	1:A:589:C:O4'	2.05	0.56
1:A:624:G:H2'	1:A:625:C:C6	2.41	0.56
2:B:195:U:H2'	2:B:196:G:O4'	2.06	0.56
2:B:363:G:OP2	41:OA:52:LYS:HB2	2.06	0.56
2:B:507:U:H2'	2:B:508:U:C6	2.40	0.56
2:B:914:A:C2	6:F:208:ASP:HB3	2.33	0.56
2:B:1289:G:H2'	2:B:1290:A:H8	1.70	0.56
2:B:1634:G:H2'	2:B:1635:G:C8	2.41	0.56
2:B:1705:U:H2'	2:B:1786:G:O2'	2.05	0.56
2:B:2144:A:H1'	2:B:2281:A:N6	2.20	0.56
2:B:2949:U:H4'	7:G:241:LYS:HE2	1.88	0.56
2:B:3259:U:H5'	2:B:3259:U:H6	1.71	0.56
4:D:62:U:H2'	4:D:63:A:H5'	1.87	0.56
4:D:75:G:C2'	4:D:76:A:H2'	2.27	0.56
6:F:40:TYR:HB3	6:F:91:GLY:HA3	1.87	0.56
7:G:332:ARG:O	7:G:333:LYS:HB2	2.06	0.56

Continued on next page...

Continued from previous page...

Atom-1	Atom-2	Interatomic distance (Å)	Clash overlap (Å)
7:G:361:THR:HG22	7:G:371:GLN:OE1	2.05	0.56
12:L:156:ASP:HB2	12:L:183:LYS:HD3	1.88	0.56
22:V:82:VAL:HG22	22:V:102:ALA:HB3	1.86	0.56
22:V:111:ARG:HA	22:V:121:CYS:SG	2.45	0.56
24:X:79:VAL:HA	24:X:124:LEU:HG	1.87	0.56
25:Y:66:ASN:CG	33:GA:35:VAL:HA	2.26	0.56
30:DA:48:LEU:CD2	30:DA:122:LYS:HD2	2.36	0.56
33:GA:14:ARG:O	33:GA:18:ARG:HB2	2.06	0.56
34:HA:14:LEU:O	34:HA:17:VAL:HG22	2.06	0.56
37:KA:75:HIS:H	37:KA:81:VAL:HA	1.69	0.56
48:VA:145:ILE:HG21	82:DC:201:GLN:NE2	2.16	0.56
49:WA:255:ALA:HB2	49:WA:292:LEU:HD22	1.86	0.56
59:GB:28:LEU:HD13	59:GB:28:LEU:O	2.05	0.56
60:HB:14:TYR:CE1	60:HB:18:GLU:HG3	2.39	0.56
70:RB:68:ARG:HA	70:RB:78:THR:O	2.04	0.56
75:WB:85:LYS:O	75:WB:86:GLU:HB2	2.04	0.56
82:DC:653:VAL:HG13	82:DC:693:LEU:CD1	2.35	0.56
1:A:199:G:O2'	1:A:200:A:H5'	2.05	0.56
1:A:473:A:H4'	1:A:768:C:O2	2.06	0.56
1:A:1367:G:H2'	1:A:1368:G:H8	1.69	0.56
2:B:76:G:N7	17:Q:101:ARG:HG3	2.21	0.56
2:B:161:G:H2'	2:B:162:G:O4'	2.06	0.56
2:B:637:C:H2'	2:B:638:C:C5	2.41	0.56
2:B:877:C:O2'	2:B:880:G:H1'	2.05	0.56
2:B:1185:C:OP1	18:R:42:LYS:HB2	2.06	0.56
2:B:1566:A:C3'	2:B:1567:U:H5''	2.36	0.56
2:B:1629:U:H4'	31:EA:115:LYS:HE2	1.86	0.56
2:B:1647:A:N6	2:B:1808:G:H1'	2.19	0.56
2:B:2335:G:C1'	2:B:2337:C:H41	2.19	0.56
2:B:2424:A:H1'	19:S:78:GLY:H	1.69	0.56
2:B:2894:C:H2'	2:B:2895:G:C8	2.37	0.56
2:B:3064:U:H2'	2:B:3065:G:C8	2.40	0.56
6:F:83:HIS:HB3	47:UA:41:PHE:CZ	2.41	0.56
7:G:50:LYS:HE3	7:G:328:ILE:O	2.06	0.56
8:H:52:VAL:H	8:H:103:THR:HB	1.69	0.56
8:H:286:VAL:HA	8:H:289:ILE:HD12	1.87	0.56
10:J:145:LEU:O	10:J:149:ILE:HG13	2.06	0.56
11:K:86:VAL:HG13	11:K:136:TYR:N	2.20	0.56
16:P:94:LYS:CD	16:P:99:LYS:HG2	2.36	0.56
17:Q:49:ARG:HH11	39:MA:115:LYS:NZ	2.03	0.56
25:Y:89:LEU:HD21	25:Y:91:LEU:HG	1.86	0.56

Continued on next page...

Continued from previous page...

Atom-1	Atom-2	Interatomic distance (Å)	Clash overlap (Å)
27:AA:52:ALA:HB2	27:AA:58:VAL:HG11	1.87	0.56
33:GA:28:LYS:O	33:GA:29:TYR:HB2	2.04	0.56
37:KA:18:ARG:CA	37:KA:23:ASN:HA	2.35	0.56
37:KA:26:ASN:HA	37:KA:88:ASN:OD1	2.05	0.56
39:MA:6:ALA:O	39:MA:10:ARG:HG2	2.06	0.56
50:XA:147:THR:HB	50:XA:151:SER:HB2	1.88	0.56
53:AB:212:LYS:HB3	53:AB:212:LYS:NZ	2.20	0.56
54:BB:89:VAL:CG1	54:BB:119:ALA:HA	2.30	0.56
58:FB:48:THR:HG21	58:FB:54:LYS:HE3	1.87	0.56
63:KB:57:ALA:HA	77:YB:54:VAL:HG13	1.87	0.56
65:MB:60:LEU:HA	65:MB:76:VAL:CG2	2.29	0.56
65:MB:75:PRO:HG3	65:MB:93:VAL:HB	1.88	0.56
68:PB:92:ILE:O	68:PB:92:ILE:HD13	2.05	0.56
82:DC:412:ARG:HG2	82:DC:428:ILE:HG12	1.86	0.56
82:DC:501:LEU:N	82:DC:502:PRO:CD	2.69	0.56
2:B:226:C:H2'	2:B:227:G:O4'	2.05	0.56
2:B:654:C:H2'	2:B:655:C:C6	2.41	0.56
2:B:901:G:H5''	41:OA:13:ASN:HD22	1.71	0.56
2:B:966:U:H2'	2:B:967:A:C8	2.41	0.56
2:B:997:A:H3'	2:B:998:A:H8	1.71	0.56
2:B:1830:G:H2'	2:B:1831:U:O4'	2.06	0.56
2:B:2793:G:H5''	46:TA:66:LYS:HG2	1.87	0.56
2:B:2985:C:H2'	2:B:2986:U:H6	1.69	0.56
2:B:3190:C:H2'	2:B:3191:G:H8	1.69	0.56
2:B:3308:C:H3'	2:B:3309:G:H21	1.71	0.56
5:E:124:LEU:HD21	5:E:135:PRO:HD2	1.88	0.56
20:T:124:LEU:HD23	24:X:168:PRO:HG3	1.88	0.56
25:Y:91:LEU:CD2	25:Y:95:HIS:HB3	2.35	0.56
32:FA:75:LEU:HG	32:FA:114:GLY:HA2	1.87	0.56
36:JA:64:LYS:HG2	36:JA:65:PHE:CD2	2.40	0.56
71:SB:37:ALA:HA	71:SB:49:GLU:O	2.06	0.56
82:DC:137:VAL:HG13	82:DC:138:GLN:H	1.71	0.56
82:DC:740:VAL:O	82:DC:743:ILE:HG23	2.04	0.56
83:EC:6892:U:O2	83:EC:6892:U:H2'	2.06	0.56
1:A:127:G:N7	56:DB:198:ALA:HB1	2.19	0.56
1:A:329:G:H2'	1:A:330:G:C8	2.41	0.56
1:A:1352:G:H2'	1:A:1353:U:C6	2.41	0.56
1:A:1449:U:H2'	1:A:1450:U:C6	2.41	0.56
2:B:78:U:H2'	2:B:79:U:H5'	1.87	0.56
2:B:1008:U:H4'	14:N:34:TYR:CD1	2.41	0.56
2:B:1113:G:H5''	32:FA:19:LYS:C	2.26	0.56

Continued on next page...

Continued from previous page...

Atom-1	Atom-2	Interatomic distance (Å)	Clash overlap (Å)
2:B:2147:A:OP1	6:F:200:ARG:HG3	2.05	0.56
2:B:2909:U:H3'	2:B:2910:A:H5''	1.87	0.56
2:B:3377:G:OP1	2:B:3377:G:H2'	2.05	0.56
3:C:51:G:H1'	3:C:52:A:N7	2.21	0.56
7:G:199:PHE:N	7:G:201:LYS:HD3	2.21	0.56
9:I:104:LEU:HA	9:I:247:ILE:CG2	2.33	0.56
9:I:279:LYS:HA	9:I:282:ARG:HD2	1.88	0.56
11:K:81:HIS:CD2	11:K:138:TYR:HB3	2.39	0.56
14:N:191:LYS:HG2	14:N:198:LYS:HB2	1.86	0.56
19:S:35:VAL:HA	19:S:65:ARG:NE	2.12	0.56
20:T:74:ARG:CB	20:T:145:VAL:HG23	2.35	0.56
21:U:75:GLU:HG3	21:U:76:PHE:CD1	2.41	0.56
22:V:36:LEU:O	22:V:40:THR:HG23	2.06	0.56
24:X:26:ARG:HH11	25:Y:150:THR:HG21	1.71	0.56
24:X:66:GLU:HB3	24:X:69:PRO:HG3	1.88	0.56
25:Y:74:VAL:HG12	25:Y:75:ILE:H	1.70	0.56
31:EA:72:ILE:CD1	31:EA:100:THR:HG21	2.36	0.56
34:HA:98:SER:HB2	34:HA:100:ILE:HG12	1.86	0.56
38:LA:5:VAL:HG21	38:LA:31:ARG:HD3	1.86	0.56
49:WA:201:THR:HB	49:WA:241:PHE:O	2.06	0.56
50:XA:77:SER:HB3	50:XA:99:ALA:HA	1.87	0.56
54:BB:178:GLY:CA	54:BB:195:ILE:HB	2.35	0.56
58:FB:137:LYS:HD3	58:FB:137:LYS:N	2.13	0.56
63:KB:66:ILE:HG23	63:KB:67:THR:HG23	1.87	0.56
65:MB:14:THR:HB	65:MB:22:LEU:HB2	1.87	0.56
69:QB:97:SER:OG	69:QB:100:ILE:HB	2.05	0.56
82:DC:511:LEU:HD11	82:DC:541:CYS:HB3	1.87	0.56
1:A:180:A:C2'	1:A:181:A:H5'	2.36	0.56
1:A:633:U:O2'	1:A:1102:G:H4'	2.05	0.56
1:A:1583:A:H5''	66:NB:135:ARG:HH22	1.71	0.56
1:A:1583:A:N6	1:A:1612:U:H5	2.04	0.56
2:B:13:A:C2	29:CA:39:LYS:HA	2.34	0.56
2:B:336:A:H2'	2:B:337:G:C8	2.41	0.56
2:B:641:C:H5	36:JA:38:ILE:CD1	2.18	0.56
2:B:761:A:O2'	2:B:762:U:H5'	2.05	0.56
2:B:1076:C:O4'	33:GA:42:ASN:HB2	2.06	0.56
2:B:1160:C:C5	2:B:1366:A:H1'	2.41	0.56
2:B:1856:C:H1'	38:LA:7:PHE:HE2	1.70	0.56
2:B:2690:G:H3'	2:B:2690:G:N3	2.21	0.56
2:B:2880:U:H2'	2:B:2881:C:C6	2.41	0.56
2:B:2896:A:H5''	44:RA:124:LYS:HZ2	1.68	0.56

Continued on next page...

Continued from previous page...

Atom-1	Atom-2	Interatomic distance (Å)	Clash overlap (Å)
2:B:3045:G:H2'	2:B:3046:A:O4'	2.06	0.56
2:B:3206:C:H5''	2:B:3207:U:C4'	2.36	0.56
3:C:91:C:O2	30:DA:25:SER:HB2	2.06	0.56
6:F:3:ARG:CG	6:F:4:VAL:H	2.06	0.56
6:F:22:LEU:HD12	6:F:23:ARG:H	1.71	0.56
6:F:40:TYR:O	12:L:37:GLY:HA3	2.06	0.56
6:F:57:PRO:O	6:F:78:ALA:HB2	2.05	0.56
7:G:280:HIS:HB3	7:G:324:VAL:HG21	1.88	0.56
7:G:358:TRP:C	7:G:359:ILE:HD12	2.27	0.56
11:K:35:ALA:O	11:K:39:GLU:HG3	2.05	0.56
17:Q:98:ASP:CG	17:Q:101:ARG:HB3	2.26	0.56
19:S:63:ARG:HA	19:S:131:GLU:HA	1.88	0.56
19:S:122:ASN:HB2	19:S:129:TYR:CD2	2.41	0.56
20:T:18:ARG:CZ	20:T:128:ARG:HD2	2.36	0.56
23:W:9:ARG:HA	23:W:19:LYS:HE2	1.88	0.56
23:W:23:TRP:CE3	23:W:51:VAL:HG22	2.41	0.56
23:W:140:GLU:O	23:W:144:GLN:HB2	2.06	0.56
30:DA:58:VAL:HA	30:DA:104:LEU:HD23	1.87	0.56
34:HA:18:ILE:HG13	34:HA:23:TYR:OH	2.06	0.56
40:NA:60:LEU:CA	40:NA:63:ASN:HD22	2.15	0.56
46:TA:36:PHE:HA	46:TA:41:ARG:CD	2.36	0.56
50:XA:148:ASP:HB2	50:XA:164:ASN:HD22	1.70	0.56
55:CB:157:ARG:N	55:CB:157:ARG:HD2	2.20	0.56
58:FB:22:ARG:HB2	58:FB:25:ARG:HH21	1.68	0.56
59:GB:135:ALA:HB2	59:GB:159:ALA:HB2	1.87	0.56
82:DC:399:ARG:HG3	82:DC:453:ILE:HG13	1.88	0.56
83:EC:6947:A:C2'	83:EC:6948:U:H4'	2.35	0.56
1:A:67:A:O5'	1:A:67:A:H8	1.89	0.56
1:A:315:A:H4'	1:A:316:A:H4'	1.88	0.56
1:A:635:A:H5''	72:TB:3:ARG:O	2.05	0.56
1:A:1025:A:C2	1:A:1789:G:H1'	2.40	0.56
1:A:1042:G:C3'	1:A:1043:A:H5''	2.34	0.56
1:A:1769:U:H5''	64:LB:137:LEU:O	2.05	0.56
2:B:199:A:H5''	30:DA:60:ARG:HD3	1.87	0.56
2:B:571:U:O2'	2:B:572:A:H5'	2.05	0.56
2:B:664:U:H4'	8:H:106:TRP:O	2.06	0.56
2:B:693:A:O2'	8:H:234:ASN:HB3	2.06	0.56
2:B:884:A:OP2	41:OA:4:GLY:HA3	2.06	0.56
2:B:985:U:O2	2:B:1099:A:H2	1.88	0.56
2:B:1280:C:H2'	2:B:1281:G:C8	2.41	0.56
2:B:1317:A:C4'	20:T:18:ARG:HH22	2.09	0.56

Continued on next page...

Continued from previous page...

Atom-1	Atom-2	Interatomic distance (Å)	Clash overlap (Å)
2:B:2128:C:H2'	2:B:2129:U:O4'	2.05	0.56
2:B:2225:U:H2'	2:B:2226:U:H6	1.71	0.56
2:B:2896:A:H4'	44:RA:95:VAL:HG11	1.88	0.56
4:D:9:C:H3'	4:D:10:C:C6	2.41	0.56
5:E:6:SER:O	5:E:9:VAL:HG12	2.06	0.56
7:G:112:ASP:O	7:G:116:ARG:HG3	2.06	0.56
8:H:198:ARG:HH11	30:DA:12:ARG:NH2	2.01	0.56
10:J:31:ARG:HH12	10:J:81:ALA:HB1	1.69	0.56
11:K:100:ARG:O	11:K:104:GLN:HG3	2.05	0.56
12:L:78:PHE:O	12:L:79:GLN:CG	2.54	0.56
18:R:106:ARG:HA	18:R:109:ARG:HD2	1.88	0.56
22:V:18:ALA:HA	22:V:53:PHE:CD1	2.41	0.56
22:V:180:ARG:NH1	22:V:185:LYS:HG3	2.18	0.56
23:W:51:VAL:HG23	23:W:53:LYS:H	1.70	0.56
28:BA:50:ALA:HA	28:BA:55:PHE:CD1	2.41	0.56
29:CA:107:VAL:HG11	29:CA:124:VAL:CG1	2.36	0.56
37:KA:51:TYR:O	37:KA:66:VAL:HG13	2.06	0.56
44:RA:91:CYS:HB3	44:RA:124:LYS:HD3	1.88	0.56
50:XA:74:VAL:HG23	50:XA:118:PRO:HB3	1.87	0.56
55:CB:36:ALA:HA	55:CB:40:ILE:CG2	2.36	0.56
55:CB:44:ASN:HA	66:NB:46:PHE:CE2	2.40	0.56
57:EB:93:LEU:HD13	57:EB:125:ILE:HG23	1.87	0.56
69:QB:35:ASP:HA	69:QB:53:TRP:HE1	1.70	0.56
69:QB:111:ILE:HG23	69:QB:113:ILE:HG13	1.87	0.56
70:RB:52:LYS:HA	70:RB:92:ASP:O	2.06	0.56
72:TB:50:PHE:HA	72:TB:63:VAL:HA	1.86	0.56
72:TB:52:TYR:CZ	72:TB:54:ASP:HA	2.41	0.56
82:DC:210:ALA:HB2	82:DC:337:MET:HE2	1.88	0.56
82:DC:566:THR:HG22	82:DC:725:GLN:HB2	1.88	0.56
82:DC:739:ALA:O	82:DC:788:THR:HG21	2.06	0.56
1:A:115:G:H5'	61:IB:129:ARG:NE	2.20	0.55
1:A:1755:A:H2'	1:A:1756:A:O4'	2.06	0.55
2:B:31:C:H2'	2:B:32:U:O4'	2.05	0.55
2:B:114:A:H2'	2:B:115:A:O4'	2.07	0.55
2:B:316:U:O2'	40:NA:30:LYS:HD3	2.06	0.55
2:B:610:G:H4'	8:H:315:LYS:NZ	2.21	0.55
2:B:636:C:O5'	2:B:636:C:H6	1.89	0.55
2:B:638:C:H2'	2:B:639:G:C8	2.41	0.55
2:B:1355:A:H4'	2:B:1356:U:H5'	1.87	0.55
2:B:1719:G:H1'	2:B:1731:A:O2'	2.06	0.55
2:B:1901:A:H5''	2:B:2919:A:OP1	2.05	0.55

Continued on next page...

Continued from previous page...

Atom-1	Atom-2	Interatomic distance (Å)	Clash overlap (Å)
2:B:2153:U:O2'	2:B:2154:U:H5'	2.06	0.55
2:B:2163:C:OP1	6:F:231:SER:HA	2.05	0.55
2:B:2166:A:H5''	19:S:72:LYS:HZ1	1.71	0.55
6:F:56:ALA:HB2	6:F:130:SER:OG	2.06	0.55
6:F:62:VAL:HA	6:F:73:GLU:HA	1.88	0.55
9:I:195:LEU:O	9:I:199:ILE:HG13	2.05	0.55
13:M:26:LYS:HE2	13:M:33:THR:HG21	1.87	0.55
13:M:92:TYR:CZ	13:M:101:VAL:HB	2.41	0.55
20:T:27:LEU:HD21	20:T:102:LEU:HD13	1.87	0.55
22:V:175:ALA:O	32:FA:51:GLY:HA2	2.05	0.55
24:X:38:LYS:HD3	24:X:58:ILE:HD13	1.86	0.55
24:X:42:TRP:O	24:X:46:GLN:HG2	2.06	0.55
30:DA:27:ARG:CA	30:DA:30:LEU:HB3	2.27	0.55
30:DA:109:LEU:HD13	30:DA:115:ARG:HH22	1.70	0.55
57:EB:125:ILE:HG21	57:EB:176:LEU:HD13	1.88	0.55
68:PB:3:LEU:O	68:PB:3:LEU:HD22	2.06	0.55
68:PB:27:LYS:HE2	68:PB:55:HIS:HA	1.87	0.55
70:RB:28:SER:OG	70:RB:112:VAL:HG22	2.05	0.55
77:YB:33:LEU:HB3	77:YB:35:VAL:HG23	1.88	0.55
82:DC:131:THR:HG23	82:DC:178:PHE:CE1	2.42	0.55
82:DC:453:ILE:N	82:DC:453:ILE:HD12	2.19	0.55
83:EC:6771:U:H5'	83:EC:6819:G:N2	2.21	0.55
1:A:93:A:H61	1:A:396:G:H1'	1.70	0.55
1:A:297:U:O2'	54:BB:33:ALA:HA	2.05	0.55
1:A:862:A:H62	63:KB:70:LYS:HZ1	1.53	0.55
1:A:1387:G:H1'	1:A:1410:A:N6	2.21	0.55
2:B:1316:C:N4	20:T:131:PRO:HD3	2.21	0.55
2:B:1324:U:C5'	24:X:2:ALA:N	2.67	0.55
2:B:1460:A:H2'	2:B:1461:A:H8	1.69	0.55
2:B:1845:G:H2'	41:OA:5:THR:HG22	1.88	0.55
2:B:2129:U:H2'	2:B:2130:G:C8	2.41	0.55
2:B:2615:G:H2'	2:B:2616:C:H6	1.70	0.55
2:B:2642:A:H5'	33:GA:7:HIS:CB	2.35	0.55
2:B:3066:U:H2'	2:B:3067:C:C6	2.41	0.55
4:D:36:C:H2'	4:D:37:G:C8	2.41	0.55
6:F:40:TYR:CB	6:F:91:GLY:HA3	2.36	0.55
6:F:112:ILE:HA	6:F:134:VAL:O	2.07	0.55
11:K:221:LYS:HB2	11:K:227:GLY:HA3	1.88	0.55
11:K:236:ILE:O	11:K:239:LEU:HB3	2.06	0.55
13:M:172:ILE:HD13	13:M:172:ILE:H	1.71	0.55
17:Q:47:ALA:CB	17:Q:48:PRO:CD	2.83	0.55

Continued on next page...

Continued from previous page...

Atom-1	Atom-2	Interatomic distance (Å)	Clash overlap (Å)
19:S:65:ARG:HB3	19:S:129:TYR:CD1	2.41	0.55
20:T:55:HIS:HA	20:T:58:LEU:CB	2.36	0.55
27:AA:78:VAL:HG13	27:AA:99:ALA:O	2.05	0.55
40:NA:50:LEU:HG	40:NA:54:GLU:CB	2.36	0.55
41:OA:28:HIS:CE1	41:OA:30:GLN:HB2	2.42	0.55
43:QA:21:ARG:HD3	43:QA:21:ARG:C	2.27	0.55
46:TA:35:LEU:O	46:TA:36:PHE:HB2	2.06	0.55
52:ZA:188:LEU:CD1	52:ZA:196:VAL:HG11	2.33	0.55
53:AB:24:PHE:CZ	53:AB:72:LEU:HD13	2.39	0.55
57:EB:86:GLN:HG2	57:EB:87:ASP:N	2.20	0.55
63:KB:91:LEU:HD21	63:KB:121:ARG:HD2	1.89	0.55
65:MB:34:VAL:O	65:MB:42:ARG:HG2	2.05	0.55
68:PB:32:LEU:HB2	68:PB:43:SER:CB	2.36	0.55
75:WB:59:TYR:CE2	75:WB:100:ILE:HG12	2.41	0.55
82:DC:27:HIS:ND1	82:DC:28:VAL:HG12	2.21	0.55
1:A:189:C:C3'	1:A:190:C:H5''	2.35	0.55
1:A:249:U:H3	61:IB:17:PRO:HG2	1.71	0.55
1:A:767:U:N3	59:GB:143:ILE:HD11	2.20	0.55
1:A:971:A:H2'	1:A:972:G:O4'	2.06	0.55
1:A:1198:G:C3'	1:A:1199:G:H5'	2.34	0.55
2:B:59:G:C4'	2:B:60:A:H4'	2.34	0.55
2:B:795:G:C2'	2:B:796:U:H5'	2.36	0.55
2:B:1074:U:H2'	2:B:1076:C:C5	2.41	0.55
2:B:1115:G:H5''	2:B:1116:G:H5'	1.88	0.55
2:B:1364:C:H5''	22:V:3:ILE:HB	1.87	0.55
2:B:1393:A:H2'	2:B:1394:A:C8	2.40	0.55
2:B:2330:C:H2'	2:B:2331:C:C6	2.41	0.55
2:B:2930:A:H2'	2:B:2931:C:O4'	2.07	0.55
2:B:3260:G:O2'	18:R:126:GLN:HG3	2.06	0.55
2:B:3267:A:C5	10:J:73:GLY:HA3	2.41	0.55
4:D:4:U:H4'	4:D:26:C:H4'	1.88	0.55
6:F:65:ASP:HB3	6:F:70:ARG:HB3	1.88	0.55
9:I:108:ARG:HG2	9:I:251:PRO:O	2.07	0.55
12:L:150:LEU:HD22	12:L:151:VAL:H	1.71	0.55
12:L:153:ILE:HG23	12:L:166:LEU:CD1	2.36	0.55
12:L:185:ARG:HA	12:L:188:THR:OG1	2.06	0.55
19:S:44:ARG:NH2	19:S:47:LYS:HD2	2.20	0.55
19:S:54:LYS:HB2	19:S:59:PHE:CZ	2.41	0.55
19:S:114:ARG:HG2	19:S:137:PRO:HG3	1.88	0.55
21:U:41:LEU:HB3	21:U:112:LEU:O	2.06	0.55
27:AA:34:LEU:HD23	27:AA:61:THR:O	2.05	0.55

Continued on next page...

Continued from previous page...

Atom-1	Atom-2	Interatomic distance (Å)	Clash overlap (Å)
32:FA:131:SER:HB3	32:FA:134:ALA:HB2	1.87	0.55
37:KA:29:LEU:HD13	37:KA:75:HIS:NE2	2.21	0.55
40:NA:8:ALA:O	40:NA:13:LYS:HG3	2.06	0.55
57:EB:24:PHE:CZ	57:EB:77:LEU:HD11	2.41	0.55
63:KB:99:ARG:O	63:KB:103:GLU:HG2	2.06	0.55
63:KB:123:HIS:CE1	63:KB:141:TYR:HD2	2.25	0.55
66:NB:103:ASN:HA	66:NB:106:LYS:NZ	2.21	0.55
82:DC:338:ILE:HA	82:DC:342:LEU:HD12	1.87	0.55
82:DC:418:TYR:HD2	82:DC:477:ASN:HD21	1.54	0.55
1:A:19:A:H4'	1:A:571:G:H2'	1.87	0.55
1:A:197:A:N6	58:FB:141:ARG:HH22	2.04	0.55
1:A:654:C:H5'	1:A:655:G:OP2	2.06	0.55
1:A:803:A:O2'	57:EB:103:SER:HB2	2.07	0.55
1:A:1149:G:H1	1:A:1628:U:H3	1.55	0.55
1:A:1215:C:OP1	1:A:1246:C:H4'	2.05	0.55
2:B:231:G:H2'	2:B:232:G:C8	2.41	0.55
2:B:268:A:OP1	19:S:47:LYS:HE2	2.07	0.55
2:B:693:A:H2'	2:B:694:C:O4'	2.06	0.55
2:B:1666:G:H4'	2:B:1742:U:O2'	2.05	0.55
2:B:1854:C:H2'	2:B:1855:U:O4'	2.06	0.55
2:B:1861:G:H4'	23:W:63:THR:HG21	1.87	0.55
2:B:2896:A:O3'	44:RA:95:VAL:HG21	2.07	0.55
3:C:61:A:OP2	39:MA:48:ARG:HD3	2.07	0.55
6:F:45:VAL:HB	6:F:88:ILE:HD12	1.87	0.55
6:F:198:LYS:HA	6:F:198:LYS:HE3	1.86	0.55
6:F:229:ALA:H	6:F:234:LYS:HE3	1.71	0.55
7:G:303:LYS:HB3	7:G:372:THR:HG22	1.86	0.55
10:J:64:LEU:HD21	10:J:106:PHE:HE2	1.70	0.55
10:J:68:PRO:HB2	10:J:71:VAL:HG22	1.88	0.55
12:L:46:LEU:HA	12:L:49:TYR:HE1	1.71	0.55
16:P:124:THR:HB	16:P:127:SER:HB2	1.88	0.55
17:Q:118:GLU:O	17:Q:122:LYS:HG2	2.07	0.55
18:R:81:VAL:O	18:R:85:TRP:HB2	2.06	0.55
22:V:68:ALA:HA	22:V:71:LEU:HD12	1.87	0.55
22:V:70:ALA:HA	22:V:73:GLN:NE2	2.20	0.55
32:FA:21:ARG:HA	32:FA:24:LYS:HG2	1.86	0.55
34:HA:53:LYS:O	34:HA:57:GLU:HG3	2.05	0.55
46:TA:67:LYS:HG3	46:TA:87:ARG:CG	2.29	0.55
48:VA:30:VAL:CG2	48:VA:31:ASP:H	2.14	0.55
56:DB:69:LEU:O	56:DB:99:GLY:HA3	2.07	0.55
57:EB:81:LEU:HD13	57:EB:90:VAL:HG11	1.88	0.55

Continued on next page...

Continued from previous page...

Atom-1	Atom-2	Interatomic distance (Å)	Clash overlap (Å)
63:KB:114:ARG:O	63:KB:118:ILE:HG13	2.07	0.55
77:YB:20:LYS:O	77:YB:26:GLN:HA	2.06	0.55
1:A:139:C:H42	1:A:175:G:H21	1.54	0.55
1:A:621:A:N3	1:A:1107:G:H1'	2.21	0.55
1:A:843:U:H2'	1:A:844:A:H8	1.70	0.55
2:B:577:C:C2'	2:B:579:G:H5''	2.35	0.55
2:B:646:A:H2'	2:B:647:A:O4'	2.06	0.55
2:B:714:G:C4	32:FA:113:LEU:HD11	2.41	0.55
2:B:965:A:H2'	2:B:966:U:H6	1.70	0.55
2:B:1317:A:H4'	20:T:18:ARG:NH2	2.07	0.55
2:B:2140:U:O2'	2:B:2141:U:H5'	2.07	0.55
2:B:2748:A:N3	9:I:36:LEU:HG	2.21	0.55
2:B:2968:G:H2'	2:B:2969:A:H8	1.71	0.55
3:C:91:C:H4'	30:DA:24:SER:H	1.71	0.55
4:D:56:A:C2	15:O:138:VAL:HG21	2.41	0.55
6:F:115:ASN:OD1	6:F:124:GLY:HA2	2.06	0.55
7:G:66:LYS:HG2	7:G:70:ARG:NH2	2.22	0.55
13:M:133:THR:O	13:M:146:LEU:HA	2.06	0.55
15:O:36:VAL:HG11	15:O:109:HIS:CD2	2.41	0.55
24:X:80:ARG:O	24:X:122:HIS:HB2	2.06	0.55
26:Z:34:ALA:O	26:Z:38:ILE:HG22	2.06	0.55
27:AA:10:LYS:HD2	27:AA:13:ILE:CD1	2.36	0.55
27:AA:78:VAL:HA	27:AA:100:GLY:HA2	1.87	0.55
31:EA:14:VAL:HG13	38:LA:89:ILE:HB	1.87	0.55
31:EA:106:GLN:O	31:EA:110:ALA:HB2	2.07	0.55
48:VA:128:MET:SD	48:VA:150:ILE:HD12	2.46	0.55
54:BB:133:LYS:O	54:BB:134:LYS:HB2	2.06	0.55
63:KB:102:LEU:HD23	63:KB:108:ASP:HB2	1.88	0.55
65:MB:60:LEU:HD22	65:MB:76:VAL:HG21	1.89	0.55
68:PB:28:ILE:O	68:PB:28:ILE:HD13	2.06	0.55
83:EC:6824:C:H2'	83:EC:6825:A:H8	1.70	0.55
1:A:330:G:O2'	1:A:331:A:H5'	2.06	0.55
1:A:969:C:H4'	1:A:1104:U:O4'	2.07	0.55
1:A:1219:A:H62	1:A:1264:G:H21	1.54	0.55
1:A:1676:U:H5''	58:FB:58:LEU:HD22	1.89	0.55
2:B:145:G:H5'	19:S:56:LYS:HA	1.87	0.55
2:B:872:U:O2'	2:B:873:C:H5'	2.07	0.55
2:B:1115:G:H5''	2:B:1116:G:C5'	2.37	0.55
2:B:1129:A:H2'	2:B:1130:A:C8	2.41	0.55
2:B:1255:C:H1'	16:P:131:GLU:HG3	1.89	0.55
2:B:1541:G:H1'	2:B:1557:A:C2	2.40	0.55

Continued on next page...

Continued from previous page...

Atom-1	Atom-2	Interatomic distance (Å)	Clash overlap (Å)
2:B:1661:G:C2'	2:B:1662:G:H5'	2.36	0.55
2:B:2249:G:H2'	2:B:2250:G:C8	2.41	0.55
2:B:2345:A:H5''	35:IA:24:SER:HB3	1.87	0.55
2:B:2394:G:N3	7:G:259:HIS:HA	2.21	0.55
2:B:2895:G:H5'	2:B:3107:U:O2'	2.06	0.55
2:B:2909:U:H2'	2:B:2910:A:H5''	1.89	0.55
2:B:2922:G:C2'	2:B:2923:U:H4'	2.29	0.55
2:B:3078:U:H4'	2:B:3079:U:H5''	1.86	0.55
3:C:141:C:H2'	3:C:142:C:C6	2.42	0.55
6:F:48:ILE:O	6:F:48:ILE:HG13	2.05	0.55
8:H:156:LEU:HD22	8:H:251:THR:CG2	2.36	0.55
8:H:330:TYR:HA	11:K:45:LEU:HD11	1.89	0.55
10:J:72:ASN:H	10:J:72:ASN:ND2	2.05	0.55
13:M:73:SER:HA	13:M:76:ASP:HB3	1.89	0.55
13:M:90:MET:HG2	13:M:181:VAL:CA	2.35	0.55
19:S:18:VAL:O	19:S:22:LEU:HD22	2.05	0.55
19:S:159:ARG:C	19:S:159:ARG:HD3	2.27	0.55
22:V:19:PRO:C	22:V:21:SER:H	2.09	0.55
30:DA:27:ARG:HG2	30:DA:78:PHE:CE1	2.41	0.55
32:FA:55:LYS:HE3	46:TA:42:ARG:HH22	1.72	0.55
53:AB:118:ALA:O	53:AB:122:VAL:HG23	2.07	0.55
57:EB:97:ARG:O	57:EB:98:ILE:HB	2.06	0.55
59:GB:78:ARG:O	59:GB:82:ARG:HB2	2.06	0.55
60:HB:39:ASN:O	60:HB:43:ILE:HG13	2.06	0.55
65:MB:34:VAL:HA	65:MB:37:ALA:HB3	1.87	0.55
67:OB:90:ALA:O	67:OB:91:LEU:O	2.24	0.55
68:PB:41:ARG:CZ	69:QB:46:PRO:HD3	2.36	0.55
74:VB:91:LEU:HA	74:VB:94:TYR:CD2	2.42	0.55
82:DC:77:LEU:HB2	82:DC:100:ILE:CB	2.35	0.55
82:DC:420:PRO:HG2	82:DC:476:HIS:HA	1.88	0.55
1:A:1727:G:N2	58:FB:32:GLN:HE22	2.03	0.55
2:B:424:G:H2'	2:B:425:G:C8	2.41	0.55
2:B:578:A:N6	11:K:52:GLN:HE22	2.05	0.55
2:B:805:G:C5'	8:H:74:ILE:HA	2.36	0.55
2:B:858:A:H5''	2:B:1790:G:N3	2.22	0.55
2:B:1112:A:H2'	2:B:1113:G:O4'	2.07	0.55
2:B:1263:A:N6	16:P:136:ALA:HB2	2.22	0.55
2:B:2746:A:H61	9:I:32:GLN:NE2	2.04	0.55
2:B:2897:A:H5''	44:RA:125:LYS:HG3	1.89	0.55
2:B:2999:U:H2'	2:B:3000:A:C8	2.41	0.55
3:C:36:G:H2'	3:C:37:A:C2	2.41	0.55

Continued on next page...

Continued from previous page...

Atom-1	Atom-2	Interatomic distance (Å)	Clash overlap (Å)
5:E:104:SER:HB3	5:E:128:LEU:HD21	1.89	0.55
7:G:55:THR:HB	7:G:360:ASP:HB2	1.89	0.55
7:G:358:TRP:HZ2	7:G:371:GLN:CD	2.10	0.55
11:K:144:ILE:HA	11:K:147:LEU:CD1	2.36	0.55
14:N:166:ILE:HG21	25:Y:160:ILE:HG22	1.86	0.55
15:O:54:VAL:HG22	15:O:59:ILE:HD11	1.88	0.55
19:S:190:THR:O	19:S:194:GLN:HG2	2.06	0.55
21:U:146:ILE:HD12	21:U:146:ILE:N	2.22	0.55
22:V:82:VAL:O	22:V:139:ILE:HG23	2.07	0.55
23:W:41:ILE:HG23	23:W:50:ILE:HD13	1.89	0.55
24:X:42:TRP:NE1	24:X:53:LYS:HG3	2.22	0.55
27:AA:37:ILE:HG13	27:AA:59:MET:O	2.07	0.55
28:BA:21:PHE:CD2	28:BA:29:PHE:HB2	2.41	0.55
29:CA:83:VAL:HA	29:CA:122:ALA:O	2.07	0.55
29:CA:109:LYS:HE2	29:CA:111:ASN:HD21	1.71	0.55
41:OA:17:THR:HG22	41:OA:18:LEU:HD22	1.88	0.55
41:OA:63:ARG:O	41:OA:64:MET:HG3	2.06	0.55
43:QA:21:ARG:HD3	43:QA:22:PRO:N	2.21	0.55
53:AB:25:PHE:CD1	53:AB:29:LEU:HG	2.42	0.55
71:SB:20:THR:HA	72:TB:23:ARG:NH1	2.21	0.55
74:VB:87:PRO:O	74:VB:91:LEU:HG	2.07	0.55
75:WB:54:VAL:HG11	75:WB:88:ILE:HB	1.89	0.55
82:DC:335:LEU:HA	82:DC:338:ILE:CD1	2.30	0.55
82:DC:468:THR:HG21	82:DC:478:MET:H	1.71	0.55
82:DC:784:LEU:CD2	82:DC:794:PRO:HB3	2.37	0.55
1:A:318:U:H5''	58:FB:11:ARG:NH1	2.21	0.55
1:A:336:G:H2'	1:A:338:C:H5	1.71	0.55
1:A:611:U:H2'	1:A:612:U:H5'	1.88	0.55
1:A:969:C:O2'	1:A:1104:U:H4'	2.06	0.55
1:A:1582:U:H5''	66:NB:135:ARG:HH11	1.72	0.55
2:B:48:A:H8	2:B:48:A:OP1	1.89	0.55
2:B:346:C:OP1	8:H:53:SER:HB2	2.07	0.55
2:B:905:U:H2'	2:B:910:G:H4'	1.89	0.55
2:B:1254:C:H1'	16:P:135:THR:OG1	2.07	0.55
2:B:1639:C:OP1	38:LA:52:GLN:HG3	2.07	0.55
2:B:2131:A:H61	47:UA:18:TYR:CA	2.20	0.55
2:B:2600:C:H2'	2:B:2601:A:C8	2.41	0.55
2:B:2818:U:H5''	33:GA:2:ALA:N	2.22	0.55
2:B:3108:G:H3'	2:B:3109:G:H5''	1.89	0.55
3:C:140:G:H2'	3:C:141:C:H5'	1.88	0.55
7:G:60:LEU:HB2	7:G:72:VAL:HG11	1.89	0.55

Continued on next page...

Continued from previous page...

Atom-1	Atom-2	Interatomic distance (Å)	Clash overlap (Å)
7:G:214:MET:O	7:G:341:SER:HB2	2.07	0.55
17:Q:48:PRO:HB3	17:Q:137:GLN:HB3	1.88	0.55
18:R:46:ILE:HD11	18:R:58:ILE:HG22	1.87	0.55
20:T:82:LYS:C	20:T:84:LEU:H	2.10	0.55
23:W:67:ALA:O	23:W:71:ARG:HG3	2.07	0.55
24:X:26:ARG:HH12	24:X:28:ARG:NH2	1.82	0.55
28:BA:31:PHE:CE1	28:BA:37:ALA:HA	2.42	0.55
34:HA:31:VAL:HG12	34:HA:35:ARG:CD	2.36	0.55
34:HA:42:ILE:HA	34:HA:90:VAL:O	2.05	0.55
50:XA:73:VAL:O	50:XA:95:ALA:HB1	2.07	0.55
56:DB:135:PRO:HB3	56:DB:141:ILE:HG12	1.87	0.55
63:KB:61:THR:HG22	77:YB:32:PHE:CE2	2.42	0.55
70:RB:34:LEU:CD1	70:RB:89:ARG:HD2	2.36	0.55
70:RB:106:ILE:HG13	70:RB:107:THR:N	2.21	0.55
82:DC:760:ARG:HD2	82:DC:763:THR:OG1	2.06	0.55
83:EC:6886:A:C2'	83:EC:6887:G:H5'	2.32	0.55
1:A:16:G:H2'	1:A:17:C:C6	2.42	0.55
1:A:429:G:OP1	1:A:439:U:H2'	2.06	0.55
1:A:1048:G:H5''	77:YB:68:GLY:C	2.27	0.55
1:A:1665:U:H1'	1:A:1737:G:N2	2.21	0.55
2:B:277:G:H5''	46:TA:49:GLY:HA2	1.88	0.55
2:B:374:A:O2'	2:B:376:G:H5'	2.07	0.55
2:B:821:U:H2'	2:B:822:G:C8	2.41	0.55
2:B:829:U:H1'	2:B:866:A:N1	2.22	0.55
2:B:1146:C:H5''	36:JA:47:ARG:HG3	1.89	0.55
2:B:1383:G:H2'	2:B:1384:U:O4'	2.07	0.55
2:B:2266:U:H2'	2:B:2267:C:O4'	2.07	0.55
7:G:49:TYR:HB2	7:G:80:ASP:HB3	1.88	0.55
7:G:338:LEU:HD22	7:G:338:LEU:N	2.21	0.55
8:H:2:SER:O	8:H:4:PRO:HD3	2.06	0.55
13:M:100:ASN:HB3	13:M:115:ARG:H	1.70	0.55
14:N:43:VAL:HG12	14:N:171:TRP:HD1	1.72	0.55
20:T:9:ILE:HA	20:T:118:VAL:HG22	1.89	0.55
21:U:169:THR:H	21:U:172:GLN:HE21	1.53	0.55
27:AA:79:VAL:HB	27:AA:118:VAL:HG13	1.89	0.55
31:EA:53:VAL:HG23	31:EA:57:HIS:CD2	2.42	0.55
32:FA:60:TYR:CD1	32:FA:63:LYS:HB2	2.41	0.55
41:OA:4:GLY:O	41:OA:8:PHE:HD1	1.90	0.55
47:UA:54:ILE:HG23	47:UA:63:THR:CG2	2.37	0.55
49:WA:164:ASP:O	49:WA:165:ASP:HB3	2.07	0.55
50:XA:139:VAL:HG13	50:XA:141:ILE:HG13	1.87	0.55

Continued on next page...

Continued from previous page...

Atom-1	Atom-2	Interatomic distance (Å)	Clash overlap (Å)
57:EB:130:VAL:HG21	57:EB:154:LEU:HD21	1.89	0.55
59:GB:92:LYS:HA	59:GB:92:LYS:HE3	1.87	0.55
60:HB:54:TYR:HB3	60:HB:72:GLY:HA3	1.89	0.55
66:NB:42:GLU:HG3	66:NB:45:ARG:NH2	2.21	0.55
67:OB:46:LEU:H	67:OB:46:LEU:HD12	1.72	0.55
69:QB:13:ASP:HA	69:QB:16:ASN:HD22	1.72	0.55
82:DC:508:LEU:HD23	82:DC:545:LEU:HD21	1.89	0.55
82:DC:574:THR:HG23	82:DC:689:LEU:HD12	1.88	0.55
1:A:75:U:H3'	1:A:76:A:H5''	1.89	0.55
1:A:312:A:N3	1:A:314:C:H2'	2.22	0.55
1:A:373:G:O5'	61:IB:96:LYS:HA	2.06	0.55
2:B:47:C:O5'	2:B:48:A:H2'	2.07	0.55
2:B:69:C:H2'	2:B:70:A:O4'	2.06	0.55
2:B:279:U:H2'	2:B:280:U:C4'	2.37	0.55
2:B:623:U:H4'	37:KA:86:ARG:NH2	2.22	0.55
2:B:797:U:H2'	2:B:798:G:C8	2.41	0.55
2:B:879:U:O2'	21:U:131:ARG:HB3	2.07	0.55
2:B:951:A:H2'	2:B:952:A:C8	2.42	0.55
2:B:973:A:H2'	2:B:974:G:C4'	2.36	0.55
2:B:1125:U:OP1	14:N:15:LYS:HB2	2.07	0.55
2:B:1306:G:N1	2:B:2367:A:H1'	2.21	0.55
2:B:1317:A:OP2	2:B:1317:A:H3'	2.07	0.55
2:B:1729:A:H3'	2:B:1730:G:C5'	2.37	0.55
2:B:1908:A:H2	2:B:2336:U:H5'	1.72	0.55
2:B:2424:A:H62	2:B:2605:G:N2	1.95	0.55
2:B:2641:U:H4'	33:GA:7:HIS:NE2	2.22	0.55
2:B:2662:G:H2'	2:B:2663:G:H8	1.69	0.55
2:B:2686:A:H2'	2:B:2687:G:O4'	2.07	0.55
2:B:2755:C:O2'	2:B:2756:C:H5'	2.06	0.55
2:B:2841:G:H3'	2:B:2842:U:C5'	2.37	0.55
2:B:3055:U:H1'	2:B:3057:U:OP1	2.07	0.55
2:B:3072:C:H2'	2:B:3073:A:O4'	2.07	0.55
2:B:3122:A:O2'	2:B:3123:A:H5'	2.06	0.55
2:B:3314:A:H2'	2:B:3315:G:H8	1.70	0.55
2:B:3354:U:H5''	2:B:3356:G:H5'	1.89	0.55
3:C:22:U:H5'	30:DA:16:ARG:CD	2.36	0.55
6:F:21:ARG:HD2	6:F:22:LEU:N	2.22	0.55
8:H:31:ARG:HD2	22:V:24:VAL:HB	1.88	0.55
8:H:280:ILE:O	22:V:123:THR:HB	2.07	0.55
15:O:114:ILE:HG22	15:O:115:LYS:N	2.22	0.55
16:P:122:GLY:O	16:P:123:ARG:HD3	2.07	0.55

Continued on next page...

Continued from previous page...

Atom-1	Atom-2	Interatomic distance (Å)	Clash overlap (Å)
19:S:84:PRO:HA	19:S:87:GLN:CG	2.36	0.55
22:V:84:VAL:HG22	22:V:141:ARG:HH21	1.72	0.55
28:BA:56:ARG:HA	28:BA:56:ARG:NE	2.22	0.55
38:LA:3:GLN:CG	38:LA:30:LEU:HB3	2.37	0.55
39:MA:101:THR:C	39:MA:103:LYS:H	2.10	0.55
49:WA:191:ASP:O	53:AB:222:VAL:HA	2.07	0.55
53:AB:122:VAL:O	53:AB:126:VAL:HG23	2.07	0.55
55:CB:163:SER:HA	78:ZB:54:LEU:CD1	2.37	0.55
56:DB:49:VAL:HB	56:DB:115:LYS:HB3	1.89	0.55
57:EB:56:LYS:HD2	57:EB:88:ARG:HH12	1.71	0.55
58:FB:21:PHE:O	58:FB:22:ARG:HG2	2.07	0.55
59:GB:129:ILE:O	59:GB:142:ASN:HA	2.07	0.55
65:MB:25:LEU:HD22	65:MB:87:PRO:HG2	1.89	0.55
67:OB:91:LEU:O	67:OB:92:ASP:C	2.45	0.55
82:DC:379:MET:HB2	82:DC:401:PHE:HB2	1.89	0.55
1:A:1080:U:H2'	1:A:1081:A:H5'	1.89	0.54
1:A:1656:U:O5'	1:A:1657:U:H5''	2.07	0.54
1:A:1731:A:H2'	1:A:1732:A:O4'	2.06	0.54
2:B:640:U:H2'	2:B:641:C:C6	2.42	0.54
2:B:1449:A:H1'	2:B:2983:C:C5	2.42	0.54
2:B:1520:G:H5''	29:CA:69:SER:CB	2.31	0.54
2:B:3030:G:H3'	2:B:3031:G:H8	1.72	0.54
7:G:209:PHE:HB3	7:G:213:GLU:OE2	2.05	0.54
8:H:65:TRP:HE3	8:H:71:VAL:HG11	1.71	0.54
13:M:22:SER:H	18:R:8:LYS:CG	2.20	0.54
17:Q:46:ILE:CG2	17:Q:49:ARG:HB2	2.36	0.54
20:T:126:VAL:HG13	20:T:127:LEU:H	1.72	0.54
21:U:94:LEU:HD23	21:U:148:LEU:CD2	2.37	0.54
27:AA:104:ASN:HD21	27:AA:106:LYS:HG3	1.72	0.54
34:HA:53:LYS:HG2	34:HA:57:GLU:OE1	2.06	0.54
48:VA:43:LYS:HA	48:VA:46:ARG:HG2	1.88	0.54
49:WA:10:ARG:HA	49:WA:10:ARG:HE	1.72	0.54
55:CB:128:ASN:HD22	55:CB:129:PRO:HD2	1.71	0.54
55:CB:148:ARG:HB3	78:ZB:22:ARG:HH22	1.72	0.54
57:EB:17:GLU:HG3	57:EB:43:PHE:CZ	2.41	0.54
59:GB:140:ILE:HG12	59:GB:159:ALA:CB	2.37	0.54
60:HB:87:VAL:H	60:HB:88:PRO:HD3	1.69	0.54
68:PB:126:ARG:HE	68:PB:133:VAL:HA	1.72	0.54
82:DC:28:VAL:HG13	82:DC:29:ASP:N	2.22	0.54
82:DC:728:VAL:HG21	82:DC:802:SER:HB2	1.88	0.54
82:DC:744:TYR:HA	82:DC:747:LEU:HD23	1.89	0.54

Continued on next page...

Continued from previous page...

Atom-1	Atom-2	Interatomic distance (Å)	Clash overlap (Å)
82:DC:804:LEU:HD11	82:DC:814:LYS:CB	2.35	0.54
83:EC:6912:G:H2'	83:EC:6913:U:C4'	2.37	0.54
1:A:112:A:O2'	61:IB:67:ARG:HG2	2.07	0.54
1:A:230:C:H3'	1:A:231:U:C5'	2.36	0.54
1:A:317:C:H4'	1:A:354:C:O2'	2.07	0.54
1:A:354:C:OP1	58:FB:16:ALA:HB2	2.08	0.54
1:A:680:U:C2'	1:A:681:U:H5'	2.35	0.54
2:B:389:A:H1'	21:U:101:ASN:OD1	2.06	0.54
2:B:714:G:N2	32:FA:72:VAL:HG11	2.21	0.54
2:B:1052:U:O2	4:D:103:A:H4'	2.06	0.54
2:B:1311:G:O5'	2:B:1311:G:H8	1.90	0.54
2:B:1370:G:P	32:FA:16:SER:HB2	2.46	0.54
2:B:1686:U:H5	26:Z:82:LYS:HE2	1.71	0.54
2:B:1694:U:H4'	38:LA:24:LYS:HG3	1.88	0.54
2:B:2076:G:C3'	2:B:2077:U:H5''	2.37	0.54
2:B:2132:C:H2'	2:B:2133:U:H6	1.70	0.54
2:B:2544:U:H2'	2:B:2545:C:C6	2.42	0.54
2:B:2574:G:C8	31:EA:56:LYS:HD3	2.42	0.54
2:B:2885:C:H2'	2:B:2886:U:C6	2.42	0.54
2:B:3320:A:H2'	2:B:3321:C:O4'	2.08	0.54
4:D:23:A:H2'	4:D:24:A:C8	2.42	0.54
6:F:112:ILE:HG13	6:F:135:ILE:HG23	1.90	0.54
7:G:122:TRP:HA	7:G:125:SER:HB3	1.90	0.54
8:H:153:SER:HA	8:H:252:GLU:HB2	1.89	0.54
13:M:117:PHE:O	13:M:118:LEU:HB2	2.08	0.54
14:N:87:LEU:HD11	14:N:136:PHE:CE2	2.43	0.54
16:P:106:LEU:N	16:P:142:ARG:HG3	2.20	0.54
20:T:20:ALA:O	20:T:84:LEU:HD21	2.08	0.54
22:V:65:SER:HB3	22:V:90:ASP:OD2	2.06	0.54
24:X:29:ILE:CG2	24:X:37:ALA:HA	2.37	0.54
25:Y:57:TYR:OH	25:Y:87:LYS:HD3	2.07	0.54
25:Y:76:ILE:HG22	25:Y:77:ASN:H	1.72	0.54
29:CA:43:ALA:N	29:CA:44:PRO:HD3	2.23	0.54
30:DA:23:PRO:HD2	30:DA:26:GLN:NE2	2.22	0.54
38:LA:54:ILE:HD11	38:LA:78:GLY:HA2	1.89	0.54
39:MA:89:ARG:HB3	39:MA:89:ARG:NH1	2.19	0.54
48:VA:77:LEU:HB3	48:VA:78:PRO:CD	2.38	0.54
52:ZA:38:VAL:HG22	52:ZA:39:THR:N	2.22	0.54
56:DB:220:LYS:HE3	56:DB:220:LYS:O	2.08	0.54
57:EB:138:LYS:HB2	72:TB:54:ASP:HB3	1.88	0.54
66:NB:97:VAL:HG12	66:NB:98:ASP:N	2.22	0.54

Continued on next page...

Continued from previous page...

Atom-1	Atom-2	Interatomic distance (Å)	Clash overlap (Å)
73:UB:52:ILE:HD11	73:UB:77:ILE:HG12	1.89	0.54
77:YB:35:VAL:HG22	77:YB:79:PHE:HB2	1.89	0.54
82:DC:734:GLN:HE21	82:DC:765:LEU:HG	1.72	0.54
1:A:445:A:H1'	1:A:525:A:OP1	2.08	0.54
1:A:1569:A:H2'	1:A:1570:A:H8	1.73	0.54
2:B:44:U:H4'	46:TA:54:THR:CG2	2.37	0.54
2:B:130:A:H2'	2:B:131:C:O4'	2.08	0.54
2:B:221:A:OP1	8:H:199:TRP:HZ2	1.90	0.54
2:B:348:A:H4'	2:B:367:A:N6	2.20	0.54
2:B:421:G:H3'	2:B:421:G:N3	2.23	0.54
2:B:759:U:C2'	2:B:760:G:H5'	2.37	0.54
2:B:794:U:H4'	2:B:1372:C:OP1	2.07	0.54
2:B:839:C:H1'	2:B:1724:U:OP2	2.07	0.54
2:B:1708:C:H2'	2:B:1709:C:C6	2.42	0.54
2:B:1801:U:H2'	2:B:1802:C:C6	2.42	0.54
2:B:2232:A:H1'	2:B:2429:G:O4'	2.08	0.54
2:B:2401:A:O3'	8:H:68:GLY:HA2	2.07	0.54
2:B:3369:G:H2'	7:G:380:MET:HE3	1.88	0.54
3:C:51:G:H4'	43:QA:21:ARG:NH1	2.22	0.54
6:F:41:ILE:HG12	6:F:42:ARG:N	2.22	0.54
7:G:102:LEU:O	7:G:103:THR:HG23	2.08	0.54
9:I:163:LEU:HD11	9:I:173:VAL:HG11	1.88	0.54
12:L:203:VAL:CG2	12:L:208:GLU:HA	2.35	0.54
14:N:97:LEU:HD21	14:N:126:ALA:HB2	1.88	0.54
23:W:183:ALA:HA	23:W:186:LYS:HB3	1.88	0.54
25:Y:27:LEU:HA	25:Y:30:TYR:CD2	2.43	0.54
26:Z:78:TYR:O	26:Z:82:LYS:HB2	2.07	0.54
31:EA:4:PHE:O	31:EA:9:LYS:HG2	2.07	0.54
49:WA:115:ILE:HG13	49:WA:121:MET:O	2.06	0.54
49:WA:214:ALA:HB2	49:WA:220:ILE:HG12	1.89	0.54
52:ZA:227:PRO:HA	52:ZA:230:TRP:CG	2.42	0.54
54:BB:71:LYS:HA	54:BB:76:VAL:O	2.07	0.54
63:KB:146:ALA:O	63:KB:150:VAL:HG12	2.07	0.54
66:NB:7:VAL:HG12	66:NB:95:LYS:CE	2.37	0.54
77:YB:50:ALA:O	77:YB:51:GLN:HB2	2.07	0.54
1:A:214:G:H21	1:A:251:A:H62	1.54	0.54
1:A:385:A:H5''	58:FB:22:ARG:CB	2.36	0.54
1:A:757:A:H5''	54:BB:22:LYS:HE2	1.88	0.54
1:A:1340:U:C6	1:A:1378:U:H4'	2.41	0.54
1:A:1535:U:N3	55:CB:187:ILE:HA	2.22	0.54
2:B:123:A:OP1	12:L:105:LYS:HG2	2.08	0.54

Continued on next page...

Continued from previous page...

Atom-1	Atom-2	Interatomic distance (Å)	Clash overlap (Å)
2:B:127:G:H2'	2:B:128:G:O4'	2.07	0.54
2:B:737:G:H2'	2:B:738:A:C8	2.42	0.54
2:B:1358:C:H2'	2:B:1359:C:H6	1.73	0.54
2:B:2424:A:H1'	19:S:78:GLY:N	2.22	0.54
2:B:2628:A:C3'	2:B:2629:U:H5''	2.37	0.54
2:B:3061:G:H2'	2:B:3062:G:O4'	2.07	0.54
2:B:3236:U:H2'	2:B:3237:U:C6	2.42	0.54
7:G:48:GLY:HA3	7:G:338:LEU:HD21	1.89	0.54
7:G:172:ALA:O	7:G:174:LYS:HE3	2.08	0.54
8:H:31:ARG:CZ	22:V:23:ASN:HA	2.37	0.54
8:H:39:PHE:HE1	8:H:236:LEU:HA	1.73	0.54
12:L:78:PHE:O	12:L:79:GLN:HG3	2.07	0.54
13:M:86:TYR:N	13:M:187:ILE:HG13	2.22	0.54
17:Q:101:ARG:HG2	17:Q:102:GLN:N	2.23	0.54
20:T:126:VAL:HG21	24:X:170:THR:HG22	1.89	0.54
22:V:152:HIS:HB3	22:V:162:ALA:HB3	1.88	0.54
39:MA:10:ARG:HD3	39:MA:57:VAL:CG1	2.38	0.54
46:TA:67:LYS:CG	46:TA:87:ARG:HG3	2.29	0.54
48:VA:165:VAL:CG1	48:VA:170:ALA:HB2	2.37	0.54
52:ZA:65:GLU:HB2	52:ZA:68:ILE:HG13	1.88	0.54
52:ZA:178:ILE:HG23	52:ZA:196:VAL:HG12	1.89	0.54
69:QB:35:ASP:H	69:QB:53:TRP:HZ2	1.54	0.54
74:VB:23:PHE:HE2	74:VB:75:VAL:HG12	1.73	0.54
77:YB:14:SER:HA	77:YB:17:ARG:HG2	1.89	0.54
82:DC:86:VAL:HA	82:DC:89:ILE:HD12	1.89	0.54
1:A:302:U:H1'	1:A:334:G:H2	1.72	0.54
1:A:310:C:H4'	73:UB:33:LEU:HD21	1.90	0.54
1:A:1682:U:H4'	56:DB:65:GLN:CD	2.27	0.54
2:B:208:C:H2'	2:B:209:A:H5'	1.88	0.54
2:B:282:G:O6	19:S:181:ASN:HB3	2.07	0.54
2:B:365:A:H1'	8:H:82:THR:O	2.08	0.54
2:B:818:C:H4'	41:OA:10:LYS:HD3	1.88	0.54
2:B:1344:G:C2	2:B:1345:G:H1'	2.42	0.54
2:B:1383:G:OP1	8:H:203:ARG:HB2	2.07	0.54
2:B:1391:C:O2	36:JA:103:LYS:HB3	2.08	0.54
2:B:2128:C:H4'	2:B:2280:A:O2'	2.06	0.54
2:B:2228:A:H2'	2:B:2229:A:C8	2.43	0.54
2:B:2434:U:H5''	19:S:24:ARG:HD2	1.88	0.54
2:B:2533:G:H2'	2:B:2534:G:H8	1.72	0.54
2:B:2842:U:H3'	2:B:2844:C:H41	1.72	0.54
2:B:2895:G:H5''	44:RA:102:ARG:HH21	1.72	0.54

Continued on next page...

Continued from previous page...

Atom-1	Atom-2	Interatomic distance (Å)	Clash overlap (Å)
2:B:3054:U:H2'	2:B:3055:U:C5	2.43	0.54
7:G:56:ILE:HG22	7:G:76:VAL:HG22	1.90	0.54
7:G:111:SER:HB2	7:G:163:HIS:HE1	1.71	0.54
7:G:339:ARG:NE	7:G:342:LEU:HD21	2.22	0.54
8:H:283:THR:HB	8:H:289:ILE:HD11	1.89	0.54
11:K:40:LYS:O	11:K:44:ILE:HG13	2.07	0.54
11:K:91:GLY:O	11:K:92:ILE:HG13	2.08	0.54
12:L:72:PRO:HB2	12:L:74:THR:HG22	1.89	0.54
12:L:153:ILE:CD1	12:L:177:TYR:HB2	2.38	0.54
12:L:162:LEU:HD23	19:S:7:LEU:HD22	1.90	0.54
15:O:135:GLY:O	15:O:138:VAL:HG23	2.08	0.54
19:S:102:ALA:O	19:S:106:VAL:HG22	2.07	0.54
19:S:136:ASP:O	19:S:142:ILE:HB	2.07	0.54
21:U:126:ARG:HA	21:U:140:GLU:CA	2.34	0.54
25:Y:105:PHE:O	25:Y:109:VAL:HG23	2.07	0.54
50:XA:50:VAL:HG22	67:OB:109:LEU:CD2	2.38	0.54
54:BB:123:LEU:HB3	54:BB:159:THR:OG1	2.08	0.54
56:DB:122:GLU:O	56:DB:126:ASP:HB3	2.08	0.54
57:EB:172:VAL:O	57:EB:176:LEU:HG	2.07	0.54
66:NB:35:PRO:CD	69:QB:8:ASP:HA	2.38	0.54
70:RB:71:PRO:CA	79:AC:40:ARG:HH22	2.20	0.54
72:TB:79:PHE:O	72:TB:125:ILE:HG22	2.06	0.54
74:VB:106:GLN:O	74:VB:110:GLN:HG3	2.08	0.54
75:WB:41:ILE:HD11	75:WB:43:ASP:HB2	1.89	0.54
79:AC:5:ASN:HA	79:AC:7:TRP:CZ3	2.41	0.54
82:DC:488:VAL:HG12	82:DC:796:MET:HB2	1.88	0.54
1:A:67:A:O2'	1:A:69:G:H5''	2.08	0.54
1:A:479:C:H4'	59:GB:120:LYS:HZ1	1.73	0.54
1:A:788:A:C6	54:BB:19:LEU:HD13	2.42	0.54
1:A:1180:C:H2'	1:A:1181:U:O4'	2.07	0.54
2:B:337:G:H1'	8:H:48:GLN:HB3	1.89	0.54
2:B:500:C:C5'	10:J:82:ARG:HG3	2.35	0.54
2:B:588:G:H21	2:B:611:A:H5''	1.71	0.54
2:B:750:G:C5'	33:GA:44:LYS:HG3	2.37	0.54
2:B:1215:U:H3	2:B:1290:A:H61	1.56	0.54
2:B:1456:A:C8	35:IA:26:LYS:HE2	2.43	0.54
2:B:1804:A:H1'	38:LA:78:GLY:O	2.07	0.54
2:B:2416:U:H1'	2:B:2967:A:N3	2.22	0.54
2:B:2754:G:H3'	2:B:2755:C:C5'	2.37	0.54
2:B:2882:U:O4'	7:G:264:VAL:HG12	2.07	0.54
2:B:3150:A:H4'	7:G:129:ALA:HA	1.89	0.54

Continued on next page...

Continued from previous page...

Atom-1	Atom-2	Interatomic distance (Å)	Clash overlap (Å)
2:B:3343:G:C4'	2:B:3362:A:H61	2.11	0.54
3:C:45:C:C5'	43:QA:15:LYS:HG3	2.36	0.54
8:H:3:ARG:HD3	8:H:22:LEU:HD23	1.89	0.54
12:L:185:ARG:O	12:L:189:LEU:HG	2.08	0.54
13:M:165:CYS:CB	13:M:179:ILE:H	2.21	0.54
16:P:86:LYS:HZ2	16:P:106:LEU:HD21	1.72	0.54
17:Q:122:LYS:HG3	17:Q:145:PHE:CZ	2.42	0.54
20:T:54:TYR:CE2	20:T:145:VAL:HB	2.42	0.54
21:U:20:SER:HA	21:U:145:HIS:CE1	2.42	0.54
24:X:117:ARG:HH21	24:X:119:ARG:HH21	1.53	0.54
27:AA:19:VAL:HG22	27:AA:36:ILE:HG22	1.88	0.54
31:EA:14:VAL:O	38:LA:89:ILE:HD12	2.07	0.54
34:HA:16:LEU:HD21	34:HA:96:GLY:O	2.07	0.54
34:HA:17:VAL:HG23	34:HA:18:ILE:HD12	1.90	0.54
36:JA:66:LEU:CD2	36:JA:72:LYS:HG3	2.32	0.54
38:LA:3:GLN:HG2	38:LA:30:LEU:N	2.22	0.54
40:NA:56:ARG:O	40:NA:60:LEU:HB2	2.07	0.54
40:NA:89:GLU:O	40:NA:93:ILE:HG12	2.07	0.54
41:OA:47:TYR:HD1	41:OA:49:TRP:HE1	1.54	0.54
50:XA:112:THR:O	50:XA:115:PHE:HB2	2.08	0.54
56:DB:6:SER:OG	56:DB:112:VAL:HG22	2.07	0.54
56:DB:57:ASP:OD2	56:DB:61:PHE:HB2	2.06	0.54
63:KB:98:VAL:HG12	63:KB:115:LEU:HB2	1.90	0.54
72:TB:10:ALA:HB1	72:TB:27:ILE:HD12	1.89	0.54
73:UB:103:LEU:HD13	73:UB:104:LEU:N	2.23	0.54
82:DC:17:THR:HG22	82:DC:346:VAL:HG21	1.88	0.54
82:DC:155:VAL:H	82:DC:202:VAL:HG21	1.72	0.54
82:DC:495:VAL:HG11	82:DC:501:LEU:HA	1.89	0.54
1:A:140:A:H4'	1:A:141:U:H5'	1.90	0.54
1:A:482:U:H2'	1:A:483:A:C8	2.43	0.54
1:A:532:U:C4'	74:VB:62:THR:HG21	2.37	0.54
2:B:412:G:H2'	2:B:413:U:C6	2.43	0.54
2:B:1169:A:H4'	11:K:219:LYS:HD3	1.90	0.54
2:B:1293:U:H2'	2:B:1294:A:C8	2.43	0.54
2:B:1894:U:H2'	2:B:1895:A:H5''	1.89	0.54
3:C:37:A:H5''	3:C:39:G:C5'	2.38	0.54
4:D:55:A:H2'	4:D:56:A:C8	2.43	0.54
5:E:110:PHE:HB3	5:E:135:PRO:HA	1.89	0.54
6:F:58:LEU:CD2	6:F:77:ILE:HA	2.37	0.54
7:G:232:ARG:HD2	7:G:268:GLY:O	2.07	0.54
8:H:34:ILE:HG12	8:H:120:TYR:CE1	2.42	0.54

Continued on next page...

Continued from previous page...

Atom-1	Atom-2	Interatomic distance (Å)	Clash overlap (Å)
8:H:309:ARG:HB3	8:H:312:VAL:CG1	2.38	0.54
9:I:205:SER:HA	9:I:208:MET:SD	2.48	0.54
12:L:190:VAL:O	12:L:191:ASN:HB2	2.08	0.54
13:M:85:GLY:HA3	13:M:187:ILE:HB	1.90	0.54
17:Q:67:ARG:CB	32:FA:105:LEU:HG	2.32	0.54
19:S:27:VAL:HG23	19:S:129:TYR:HE2	1.73	0.54
19:S:139:HIS:O	19:S:143:ARG:HG3	2.08	0.54
19:S:150:TRP:HE3	19:S:156:HIS:HE1	1.56	0.54
21:U:59:PRO:CB	21:U:78:VAL:HG21	2.38	0.54
22:V:138:LEU:HD11	22:V:140:LEU:HG	1.88	0.54
31:EA:22:LYS:CE	31:EA:129:TRP:HB3	2.36	0.54
35:IA:29:ALA:HB3	35:IA:60:TRP:CZ2	2.43	0.54
36:JA:9:ILE:H	36:JA:9:ILE:HD12	1.73	0.54
36:JA:18:LYS:O	36:JA:50:ILE:HD12	2.07	0.54
40:NA:15:LYS:HE2	40:NA:17:VAL:HG22	1.90	0.54
53:AB:40:ARG:HG2	70:RB:110:PRO:HB3	1.89	0.54
55:CB:37:GLN:HB3	66:NB:53:LEU:HD22	1.89	0.54
55:CB:44:ASN:O	55:CB:45:LYS:HB2	2.07	0.54
57:EB:39:ARG:HG3	57:EB:40:PRO:HD3	1.90	0.54
69:QB:77:ASN:O	69:QB:81:GLY:HA3	2.08	0.54
70:RB:52:LYS:HB3	70:RB:93:LEU:CD2	2.34	0.54
71:SB:25:LYS:HG3	71:SB:27:ASP:OD2	2.08	0.54
73:UB:87:VAL:HA	73:UB:124:VAL:CG2	2.37	0.54
78:ZB:26:THR:O	78:ZB:44:VAL:HG22	2.07	0.54
82:DC:545:LEU:HD12	82:DC:549:HIS:CB	2.38	0.54
1:A:98:U:H2'	1:A:99:C:C6	2.43	0.54
1:A:391:A:H4'	1:A:1730:A:O3'	2.08	0.54
1:A:740:A:C3'	1:A:741:C:H5''	2.38	0.54
1:A:752:A:H2	1:A:797:G:H22	1.55	0.54
1:A:1542:G:N2	1:A:1568:C:H1'	2.23	0.54
2:B:58:G:H5'	19:S:154:PRO:HB2	1.89	0.54
2:B:562:C:H5''	24:X:71:LYS:CG	2.38	0.54
2:B:578:A:C4'	8:H:324:LEU:HD21	2.36	0.54
2:B:1315:U:H4'	2:B:1317:A:H5''	1.88	0.54
2:B:1796:G:C1'	6:F:190:ARG:HH12	2.21	0.54
2:B:2927:C:H2'	2:B:2928:C:C6	2.43	0.54
7:G:116:ARG:O	7:G:175:LYS:HE2	2.08	0.54
7:G:149:ALA:HA	7:G:152:LYS:HD2	1.88	0.54
8:H:104:LYS:HA	8:H:104:LYS:HZ3	1.71	0.54
10:J:110:LYS:O	10:J:114:LYS:HG2	2.08	0.54
14:N:166:ILE:CG2	25:Y:160:ILE:HG22	2.38	0.54

Continued on next page...

Continued from previous page...

Atom-1	Atom-2	Interatomic distance (Å)	Clash overlap (Å)
15:O:15:GLU:HB3	15:O:130:VAL:O	2.08	0.54
15:O:27:GLY:O	15:O:30:LEU:HB3	2.08	0.54
17:Q:107:GLU:OE1	17:Q:108:ILE:HD13	2.07	0.54
21:U:26:PHE:CE1	21:U:120:ASN:HA	2.40	0.54
24:X:10:ILE:HG23	24:X:25:PHE:O	2.08	0.54
24:X:82:ASP:O	24:X:120:SER:HB3	2.07	0.54
36:JA:21:HIS:CG	36:JA:24:ARG:HD2	2.43	0.54
38:LA:57:LEU:HD22	38:LA:61:GLN:O	2.07	0.54
52:ZA:226:THR:O	52:ZA:230:TRP:N	2.41	0.54
53:AB:92:GLN:NE2	53:AB:92:GLN:H	2.06	0.54
60:HB:93:GLN:HG3	60:HB:94:GLU:H	1.72	0.54
66:NB:25:GLY:HA3	66:NB:64:ASP:CG	2.27	0.54
67:OB:93:LEU:O	67:OB:95:ARG:N	2.41	0.54
69:QB:27:LYS:NZ	69:QB:27:LYS:HB3	2.23	0.54
80:BC:49:LEU:HD21	80:BC:55:ARG:HB2	1.89	0.54
82:DC:319:LEU:O	82:DC:323:VAL:HG23	2.07	0.54
2:B:232:G:H2'	2:B:233:C:C6	2.42	0.54
2:B:610:G:N3	8:H:313:LEU:HB2	2.23	0.54
2:B:1254:C:C4'	16:P:135:THR:HG21	2.38	0.54
2:B:1649:U:H2'	2:B:1650:G:O4'	2.08	0.54
2:B:1666:G:O2'	2:B:1743:G:H5'	2.07	0.54
2:B:1683:A:H2'	2:B:1684:U:H6	1.73	0.54
2:B:1801:U:H2'	2:B:1802:C:H6	1.73	0.54
2:B:1896:A:H61	2:B:2339:C:H42	1.53	0.54
2:B:2538:U:O2'	2:B:2539:C:H5'	2.07	0.54
2:B:2641:U:H4'	33:GA:7:HIS:CD2	2.43	0.54
2:B:2948:C:O2'	7:G:242:THR:HA	2.07	0.54
2:B:3099:C:N4	2:B:3135:U:H3	2.05	0.54
2:B:3183:A:O2'	2:B:3184:A:H5'	2.08	0.54
3:C:131:A:C2'	3:C:132:G:H5'	2.38	0.54
4:D:56:A:H2	15:O:138:VAL:HG21	1.72	0.54
8:H:133:SER:O	8:H:137:ALA:HB2	2.07	0.54
8:H:238:LEU:HD23	8:H:248:VAL:HG21	1.89	0.54
11:K:222:HIS:HE1	11:K:224:ILE:HD12	1.73	0.54
12:L:116:VAL:HG22	12:L:121:SER:HB2	1.90	0.54
12:L:163:VAL:O	12:L:163:VAL:HG13	2.08	0.54
14:N:53:VAL:HA	14:N:133:GLN:O	2.08	0.54
14:N:168:SER:HA	25:Y:160:ILE:O	2.08	0.54
18:R:123:LEU:HD13	20:T:194:LEU:HD23	1.88	0.54
19:S:114:ARG:HG3	19:S:151:ILE:HG22	1.88	0.54
23:W:120:TYR:O	23:W:124:TYR:HB2	2.07	0.54

Continued on next page...

Continued from previous page...

Atom-1	Atom-2	Interatomic distance (Å)	Clash overlap (Å)
32:FA:75:LEU:HG	32:FA:114:GLY:CA	2.38	0.54
37:KA:52:VAL:HA	37:KA:66:VAL:HG22	1.90	0.54
39:MA:45:LYS:NZ	39:MA:45:LYS:HB3	2.22	0.54
40:NA:40:VAL:O	40:NA:44:VAL:HG23	2.08	0.54
46:TA:70:LEU:HD23	46:TA:91:PHE:HZ	1.71	0.54
49:WA:73:LEU:HD23	49:WA:80:ALA:HB2	1.90	0.54
49:WA:152:SER:H	49:WA:173:GLY:HA2	1.73	0.54
54:BB:64:ILE:HG23	54:BB:69:HIS:HD2	1.72	0.54
55:CB:92:ARG:NH2	55:CB:169:ASN:HA	2.18	0.54
56:DB:73:ILE:HD12	56:DB:75:LEU:HD21	1.90	0.54
63:KB:98:VAL:HG21	63:KB:118:ILE:HD12	1.89	0.54
65:MB:87:PRO:HG3	65:MB:112:LEU:HD21	1.90	0.54
71:SB:53:TYR:CE1	71:SB:72:LEU:HB3	2.43	0.54
74:VB:94:TYR:HD2	74:VB:96:LEU:HD13	1.73	0.54
1:A:93:A:C8	1:A:399:A:H5''	2.43	0.54
1:A:241:U:OP1	56:DB:216:LEU:HD21	2.08	0.54
1:A:307:G:OP1	61:IB:103:ARG:HD3	2.08	0.54
1:A:462:G:H2'	1:A:463:U:H6	1.68	0.54
1:A:648:G:H2'	1:A:649:U:C6	2.43	0.54
1:A:1048:G:O3'	77:YB:69:GLY:HA3	2.08	0.54
2:B:759:U:O2'	2:B:760:G:H5'	2.08	0.54
2:B:905:U:O2	2:B:911:C:H5'	2.07	0.54
2:B:1436:U:O5'	2:B:1437:C:H5''	2.07	0.54
2:B:2442:G:H2'	2:B:2443:A:C5'	2.23	0.54
2:B:2694:A:H2'	2:B:2695:A:O4'	2.07	0.54
2:B:2703:A:H5''	2:B:2704:A:H5'	1.88	0.54
2:B:3013:U:H5''	2:B:3130:A:O2'	2.08	0.54
2:B:3099:C:H2'	2:B:3100:U:C6	2.42	0.54
2:B:3133:C:C3'	2:B:3134:A:H5''	2.38	0.54
5:E:114:GLU:N	5:E:139:SER:HB2	2.21	0.54
6:F:227:ARG:CB	6:F:239:ALA:HB2	2.25	0.54
7:G:114:VAL:HG13	7:G:163:HIS:CG	2.42	0.54
7:G:382:THR:O	7:G:383:LEU:HD23	2.08	0.54
8:H:11:LEU:HD21	8:H:155:ASP:CB	2.37	0.54
8:H:334:PHE:HA	8:H:339:LEU:CD1	2.36	0.54
9:I:41:LYS:NZ	25:Y:93:VAL:HG11	2.22	0.54
10:J:66:SER:HB3	10:J:76:LEU:HD23	1.90	0.54
12:L:149:LYS:N	12:L:201:THR:HA	2.20	0.54
13:M:106:LYS:HB3	13:M:111:PHE:HE2	1.72	0.54
15:O:96:PHE:CE1	15:O:159:THR:HB	2.42	0.54
28:BA:47:ARG:HH11	28:BA:58:HIS:HB2	1.73	0.54

Continued on next page...

Continued from previous page...

Atom-1	Atom-2	Interatomic distance (Å)	Clash overlap (Å)
28:BA:49:ILE:HG22	28:BA:51:TRP:CD1	2.42	0.54
29:CA:139:ILE:HG23	29:CA:140:GLY:H	1.73	0.54
38:LA:8:ARG:HD3	38:LA:32:ALA:O	2.07	0.54
46:TA:17:CYS:HA	46:TA:19:LYS:NZ	2.22	0.54
49:WA:41:THR:CG2	49:WA:62:LYS:HA	2.38	0.54
52:ZA:82:ASN:HD22	52:ZA:83:ILE:H	1.56	0.54
53:AB:138:VAL:HG22	53:AB:184:ILE:HD12	1.90	0.54
55:CB:116:HIS:HB3	75:WB:98:GLN:HE21	1.73	0.54
58:FB:10:LYS:HG3	58:FB:11:ARG:H	1.71	0.54
67:OB:19:ARG:HG3	67:OB:20:TYR:CD1	2.35	0.54
67:OB:41:ILE:HG22	67:OB:42:GLN:N	2.23	0.54
82:DC:143:LEU:HD11	82:DC:189:VAL:CG2	2.37	0.54
82:DC:159:LYS:HG2	84:DC:901:GDP:C6	2.43	0.54
82:DC:797:VAL:HA	86:DC:903:SO1:H54	1.90	0.54
1:A:1034:C:O3'	63:KB:2:GLY:HA3	2.08	0.53
1:A:1072:C:OP1	77:YB:22:LYS:HD3	2.09	0.53
2:B:60:A:H2'	2:B:61:A:C8	2.42	0.53
2:B:74:G:OP1	17:Q:104:ARG:HB3	2.08	0.53
2:B:210:U:H4'	8:H:217:LYS:O	2.08	0.53
2:B:506:U:H2'	2:B:507:U:O4'	2.07	0.53
2:B:1368:U:C2'	2:B:1369:A:H5'	2.38	0.53
2:B:1731:A:C2'	2:B:1732:U:H5'	2.38	0.53
2:B:2350:C:H2'	2:B:2351:U:O4'	2.08	0.53
2:B:2372:A:H4'	2:B:2373:A:H5'	1.90	0.53
2:B:2547:A:H5'	6:F:93:LYS:NZ	2.23	0.53
2:B:2618:G:H3'	14:N:116:ARG:HH21	1.73	0.53
2:B:2699:G:H1'	25:Y:8:ARG:NH1	2.23	0.53
2:B:3149:G:H2'	2:B:3150:A:C8	2.43	0.53
2:B:3207:U:O2'	2:B:3208:G:H3'	2.07	0.53
2:B:3369:G:H5''	28:BA:56:ARG:NH1	2.23	0.53
7:G:168:LYS:HB3	7:G:319:ASN:ND2	2.23	0.53
7:G:212:ASN:OD1	7:G:354:VAL:HG22	2.07	0.53
9:I:17:GLN:HG3	25:Y:22:HIS:N	2.17	0.53
12:L:210:ALA:O	12:L:214:LEU:HD13	2.08	0.53
13:M:103:ILE:HD11	13:M:134:ILE:HG22	1.89	0.53
17:Q:21:ARG:O	19:S:196:THR:HG23	2.07	0.53
24:X:105:THR:O	24:X:109:ASP:HB2	2.07	0.53
26:Z:37:LEU:C	26:Z:39:ASP:H	2.10	0.53
32:FA:149:ALA:HB3	40:NA:15:LYS:N	2.23	0.53
37:KA:59:VAL:HG22	37:KA:62:SER:C	2.29	0.53
41:OA:25:ARG:O	41:OA:25:ARG:HG2	2.08	0.53

Continued on next page...

Continued from previous page...

Atom-1	Atom-2	Interatomic distance (Å)	Clash overlap (Å)
49:WA:33:LEU:HD22	49:WA:47:LEU:HD21	1.90	0.53
50:XA:184:LEU:O	50:XA:185:ARG:HB2	2.08	0.53
52:ZA:37:PRO:CD	52:ZA:46:LYS:HD2	2.37	0.53
57:EB:74:GLN:HE21	57:EB:78:THR:CG2	2.22	0.53
59:GB:117:GLY:O	59:GB:118:LEU:HB2	2.08	0.53
66:NB:82:ARG:HH22	66:NB:116:LEU:HD13	1.73	0.53
69:QB:10:ALA:O	69:QB:14:PHE:HB2	2.08	0.53
70:RB:23:ARG:HA	70:RB:91:ILE:O	2.08	0.53
71:SB:16:LYS:HB3	71:SB:21:ASN:O	2.08	0.53
74:VB:91:LEU:CD2	74:VB:96:LEU:HD22	2.25	0.53
78:ZB:32:PHE:N	78:ZB:32:PHE:CD2	2.74	0.53
82:DC:387:PRO:CA	82:DC:394:PHE:HB3	2.38	0.53
82:DC:601:ILE:HG21	82:DC:642:GLY:O	2.08	0.53
1:A:61:A:H3'	1:A:61:A:N3	2.23	0.53
1:A:355:G:H2'	1:A:356:G:H8	1.73	0.53
1:A:373:G:H2'	1:A:374:U:H6	1.74	0.53
1:A:829:A:H1'	1:A:830:U:OP2	2.08	0.53
1:A:854:U:H2'	1:A:855:A:C4'	2.38	0.53
1:A:977:A:C2	1:A:1788:G:H1'	2.41	0.53
2:B:1123:U:H5'	4:D:81:U:H5''	1.90	0.53
2:B:1456:A:H62	35:IA:64:VAL:HG22	1.74	0.53
2:B:1523:U:H4'	29:CA:112:THR:O	2.08	0.53
2:B:1718:G:H2'	2:B:1719:G:C8	2.43	0.53
2:B:3004:C:H2'	2:B:3005:A:H5'	1.90	0.53
5:E:138:VAL:HG11	5:E:144:LEU:HA	1.90	0.53
6:F:77:ILE:HD11	6:F:115:ASN:HD22	1.73	0.53
7:G:57:VAL:HG12	7:G:357:LYS:HB2	1.90	0.53
7:G:78:VAL:HG11	7:G:311:PHE:HE2	1.72	0.53
7:G:133:TYR:CE1	7:G:136:LYS:HG3	2.43	0.53
7:G:135:ALA:HA	7:G:138:ALA:HB3	1.89	0.53
12:L:97:TYR:HB3	12:L:132:VAL:H	1.73	0.53
12:L:133:LYS:HB2	12:L:199:ALA:HB3	1.91	0.53
15:O:171:VAL:HG13	15:O:172:LEU:H	1.72	0.53
19:S:44:ARG:HD3	19:S:119:TYR:HE2	1.73	0.53
25:Y:27:LEU:HD22	25:Y:30:TYR:CD2	2.42	0.53
28:BA:9:SER:HA	28:BA:52:THR:HB	1.90	0.53
30:DA:125:LYS:O	30:DA:126:LEU:HB2	2.08	0.53
35:IA:20:LEU:HD13	35:IA:28:ARG:HG2	1.89	0.53
38:LA:3:GLN:HG2	38:LA:30:LEU:HB3	1.89	0.53
46:TA:5:PRO:HG3	46:TA:97:LYS:HE2	1.89	0.53
48:VA:8:LYS:H	48:VA:8:LYS:HD2	1.73	0.53

Continued on next page...

Continued from previous page...

Atom-1	Atom-2	Interatomic distance (Å)	Clash overlap (Å)
54:BB:95:THR:HG22	74:VB:16:PRO:CD	2.33	0.53
60:HB:54:TYR:HA	60:HB:71:GLU:HG3	1.90	0.53
79:AC:23:VAL:CG2	79:AC:38:ILE:HD12	2.38	0.53
82:DC:171:LYS:HD3	82:DC:279:ASP:CA	2.37	0.53
82:DC:541:CYS:O	82:DC:545:LEU:HB2	2.09	0.53
83:EC:6764:C:H2'	83:EC:6765:A:C8	2.43	0.53
1:A:385:A:H5''	58:FB:22:ARG:HB2	1.90	0.53
1:A:1605:G:H5''	66:NB:127:LYS:HB3	1.90	0.53
1:A:1643:U:H2'	1:A:1644:C:O4'	2.08	0.53
2:B:129:U:H5	39:MA:74:LYS:HD2	1.74	0.53
2:B:649:A:H2'	2:B:650:C:H6	1.73	0.53
2:B:707:U:H4'	2:B:779:G:H21	1.73	0.53
2:B:916:G:N2	2:B:924:G:H5'	2.24	0.53
2:B:956:U:H2'	2:B:957:C:H6	1.73	0.53
2:B:980:A:H61	2:B:1104:G:H21	1.56	0.53
2:B:1068:C:OP1	25:Y:110:LYS:HE3	2.09	0.53
2:B:1472:U:H5'	23:W:4:LEU:HB2	1.90	0.53
2:B:1782:U:H2'	2:B:1783:U:O4'	2.08	0.53
2:B:2781:U:H4'	17:Q:185:LYS:HD3	1.90	0.53
2:B:2995:A:H2	2:B:3143:C:C4	2.26	0.53
2:B:3113:A:H2'	2:B:3114:A:O4'	2.08	0.53
3:C:26:U:H2'	3:C:27:U:C6	2.43	0.53
3:C:94:C:C5'	41:OA:76:ASN:HD21	2.15	0.53
6:F:116:VAL:CG1	6:F:126:LEU:HB2	2.38	0.53
7:G:122:TRP:HA	7:G:125:SER:CB	2.38	0.53
10:J:165:LEU:O	37:KA:6:ARG:HB3	2.08	0.53
11:K:90:LYS:HE2	11:K:95:ILE:HG12	1.90	0.53
15:O:9:MET:O	15:O:134:PRO:HD2	2.08	0.53
19:S:10:LEU:HD11	19:S:19:LEU:CD1	2.38	0.53
20:T:35:VAL:HG12	20:T:36:VAL:N	2.22	0.53
20:T:161:LYS:O	20:T:165:ALA:HB2	2.08	0.53
22:V:71:LEU:HD13	22:V:97:PRO:CG	2.38	0.53
22:V:173:GLU:HA	32:FA:51:GLY:O	2.07	0.53
24:X:129:ILE:HD11	24:X:134:ASP:HB3	1.90	0.53
25:Y:52:MET:HG2	25:Y:53:PRO:CD	2.34	0.53
36:JA:89:THR:HB	36:JA:116:GLY:O	2.08	0.53
38:LA:20:ILE:H	38:LA:20:ILE:CD1	2.19	0.53
47:UA:4:ARG:HH11	47:UA:4:ARG:HB2	1.73	0.53
49:WA:303:ALA:O	49:WA:310:ILE:HA	2.08	0.53
52:ZA:83:ILE:HG22	52:ZA:83:ILE:O	2.08	0.53
55:CB:99:MET:O	55:CB:100:ASN:HB2	2.08	0.53

Continued on next page...

Continued from previous page...

Atom-1	Atom-2	Interatomic distance (Å)	Clash overlap (Å)
60:HB:15:LEU:HD13	60:HB:21:VAL:CG2	2.36	0.53
60:HB:17:GLN:HA	60:HB:89:GLY:H	1.73	0.53
82:DC:408:GLY:H	82:DC:431:ILE:HB	1.73	0.53
83:EC:6828:G:H2'	83:EC:6829:A:H8	1.72	0.53
1:A:416:A:H5'	1:A:417:A:C8	2.43	0.53
1:A:962:C:OP2	63:KB:70:LYS:HD3	2.09	0.53
1:A:1468:U:C1'	69:QB:88:VAL:HG23	2.38	0.53
2:B:360:G:H2'	2:B:361:A:C8	2.43	0.53
2:B:519:A:H2	24:X:65:ASN:HD22	1.55	0.53
2:B:628:A:H4'	2:B:1399:A:C6	2.43	0.53
2:B:994:G:N2	2:B:1053:A:H2'	2.23	0.53
2:B:1138:U:H4'	11:K:97:PRO:CG	2.30	0.53
2:B:1198:C:H2'	2:B:1199:C:C6	2.43	0.53
2:B:1924:U:H2'	2:B:1926:C:C5	2.44	0.53
2:B:2833:A:H2'	2:B:2834:G:C8	2.43	0.53
2:B:3365:U:O2'	2:B:3366:G:H5'	2.09	0.53
7:G:303:LYS:HD3	7:G:372:THR:HG22	1.89	0.53
13:M:17:THR:OG1	13:M:28:VAL:HB	2.09	0.53
13:M:19:SER:HA	18:R:6:ILE:HB	1.88	0.53
14:N:189:GLU:CA	14:N:200:LEU:HB3	2.37	0.53
21:U:116:HIS:HB3	21:U:149:VAL:CB	2.37	0.53
24:X:26:ARG:NH1	24:X:28:ARG:HD2	2.24	0.53
24:X:29:ILE:HG13	24:X:37:ALA:O	2.09	0.53
48:VA:15:LEU:HB2	48:VA:86:PHE:CE2	2.43	0.53
53:AB:21:LEU:HA	53:AB:24:PHE:CB	2.39	0.53
53:AB:49:ILE:HD12	53:AB:49:ILE:N	2.24	0.53
54:BB:45:ILE:HD12	54:BB:80:THR:CG2	2.39	0.53
55:CB:55:ASP:HB2	55:CB:138:THR:HB	1.91	0.53
55:CB:57:SER:OG	78:ZB:53:ILE:HB	2.08	0.53
55:CB:119:ASP:O	55:CB:123:VAL:HG23	2.08	0.53
59:GB:60:LEU:HD21	59:GB:93:LEU:HD21	1.90	0.53
60:HB:52:LYS:HG3	60:HB:54:TYR:CE2	2.44	0.53
65:MB:124:THR:HB	65:MB:127:ARG:HE	1.73	0.53
66:NB:35:PRO:HG2	66:NB:38:LEU:CG	2.38	0.53
82:DC:4:PHE:HD2	82:DC:45:ILE:HG12	1.73	0.53
82:DC:155:VAL:O	82:DC:209:VAL:HA	2.07	0.53
82:DC:388:THR:CG2	82:DC:395:TYR:HE2	2.22	0.53
1:A:100:A:O2'	1:A:101:U:H5'	2.07	0.53
1:A:1456:C:H3'	1:A:1457:C:C5'	2.38	0.53
1:A:1460:A:H2'	1:A:1461:C:H5'	1.89	0.53
2:B:355:A:N6	2:B:364:G:H1'	2.23	0.53

Continued on next page...

Continued from previous page...

Atom-1	Atom-2	Interatomic distance (Å)	Clash overlap (Å)
2:B:1002:A:H61	2:B:1050:U:H1'	1.73	0.53
2:B:1887:A:H1'	7:G:226:PHE:CE2	2.44	0.53
2:B:2642:A:H5'	33:GA:7:HIS:HB3	1.91	0.53
2:B:2796:G:C8	46:TA:62:ALA:HB1	2.43	0.53
2:B:2806:U:H2'	2:B:2807:U:O4'	2.08	0.53
2:B:2877:G:H2'	2:B:2878:G:C8	2.43	0.53
2:B:2883:U:H2'	2:B:2884:C:O4'	2.09	0.53
2:B:3111:U:O4	2:B:3121:U:H5	1.92	0.53
3:C:91:C:O3'	30:DA:23:PRO:HB2	2.07	0.53
5:E:70:ASP:H	5:E:73:ASP:HB3	1.73	0.53
14:N:99:ILE:HG23	14:N:101:LYS:HZ2	1.74	0.53
14:N:153:ARG:O	14:N:156:ARG:HG2	2.09	0.53
17:Q:37:ASN:HA	17:Q:40:ALA:HB3	1.90	0.53
19:S:99:ARG:HB2	19:S:167:THR:HG21	1.89	0.53
22:V:55:SER:H	22:V:58:ASN:HB2	1.73	0.53
22:V:173:GLU:HG2	32:FA:52:TYR:CA	2.37	0.53
32:FA:28:HIS:CD2	32:FA:32:ARG:HG3	2.43	0.53
32:FA:77:LYS:HB3	32:FA:80:THR:HG23	1.91	0.53
32:FA:124:ILE:HG12	32:FA:144:VAL:CG2	2.39	0.53
37:KA:13:HIS:HA	37:KA:30:ILE:HD12	1.90	0.53
40:NA:50:LEU:HD21	40:NA:58:ILE:CG2	2.38	0.53
50:XA:57:LEU:HG	50:XA:177:LEU:HD23	1.89	0.53
52:ZA:116:LYS:HB2	52:ZA:131:ILE:CD1	2.38	0.53
54:BB:73:ASP:HA	54:BB:164:LEU:HD22	1.90	0.53
54:BB:113:ARG:HH11	54:BB:113:ARG:HG3	1.73	0.53
59:GB:119:ALA:HB2	59:GB:128:LEU:HD12	1.91	0.53
60:HB:4:PRO:HG2	60:HB:7:ASP:OD1	2.08	0.53
60:HB:24:LYS:HG2	60:HB:25:LYS:H	1.72	0.53
63:KB:143:SER:HA	63:KB:146:ALA:CB	2.38	0.53
67:OB:93:LEU:C	67:OB:95:ARG:H	2.10	0.53
70:RB:82:TYR:CB	79:AC:52:PHE:HB3	2.32	0.53
72:TB:45:GLY:O	72:TB:68:ARG:HD2	2.08	0.53
82:DC:696:ASP:CG	82:DC:698:ILE:HG22	2.29	0.53
82:DC:815:ALA:HA	82:DC:818:ILE:HD12	1.90	0.53
1:A:126:A:H62	1:A:291:G:N2	2.03	0.53
1:A:318:U:H2'	1:A:319:U:H5'	1.90	0.53
1:A:687:G:H5'	72:TB:119:LYS:HE2	1.90	0.53
1:A:1359:C:O2'	69:QB:4:VAL:HG12	2.09	0.53
1:A:1488:G:H3'	1:A:1515:A:H61	1.73	0.53
2:B:19:U:H2'	2:B:20:A:H8	1.74	0.53
2:B:365:A:OP1	8:H:84:ARG:HD3	2.09	0.53

Continued on next page...

Continued from previous page...

Atom-1	Atom-2	Interatomic distance (Å)	Clash overlap (Å)
2:B:860:G:H2'	2:B:2133:U:O2'	2.09	0.53
2:B:882:A:H5''	2:B:1847:A:H61	1.72	0.53
2:B:916:G:O6	6:F:207:VAL:HG11	2.08	0.53
2:B:957:C:H2'	2:B:958:C:C6	2.44	0.53
2:B:1381:A:H5''	8:H:197:ARG:HH12	1.73	0.53
2:B:1566:A:H3'	2:B:1567:U:H5''	1.91	0.53
2:B:1741:A:O2'	2:B:1785:U:H4'	2.08	0.53
2:B:1941:C:H42	2:B:2107:A:H61	1.55	0.53
2:B:2110:G:H5''	2:B:3364:C:OP1	2.08	0.53
2:B:2115:G:H8	2:B:2115:G:O5'	1.91	0.53
2:B:2212:C:H1'	2:B:2233:A:N6	2.20	0.53
2:B:2549:G:O2'	2:B:2550:U:H5'	2.08	0.53
2:B:3000:A:H2'	2:B:3001:C:C6	2.43	0.53
2:B:3191:G:OP1	20:T:172:ARG:HG2	2.09	0.53
2:B:3300:U:H2'	2:B:3301:U:C6	2.44	0.53
3:C:100:U:H2'	3:C:101:U:O4'	2.09	0.53
7:G:116:ARG:NE	7:G:174:LYS:HB3	2.23	0.53
7:G:280:HIS:HB3	7:G:324:VAL:CG2	2.39	0.53
8:H:76:ARG:HB2	8:H:76:ARG:HH11	1.74	0.53
8:H:269:SER:C	8:H:271:LYS:H	2.10	0.53
9:I:69:ILE:HA	25:Y:31:LEU:CD1	2.32	0.53
10:J:42:LEU:HB2	10:J:50:LYS:H	1.74	0.53
13:M:89:LYS:HE3	13:M:183:HIS:HB3	1.90	0.53
14:N:86:HIS:HB3	14:N:139:ARG:HG2	1.90	0.53
17:Q:53:LEU:HD22	17:Q:94:GLY:CA	2.39	0.53
17:Q:76:THR:CG2	17:Q:102:GLN:HA	2.37	0.53
21:U:30:ARG:HB3	21:U:30:ARG:HH11	1.73	0.53
24:X:92:LYS:HB2	24:X:106:LEU:HD23	1.90	0.53
55:CB:197:GLU:HG3	55:CB:208:SER:HB2	1.90	0.53
57:EB:24:PHE:HZ	57:EB:77:LEU:HD11	1.73	0.53
67:OB:23:LYS:HD3	67:OB:34:LEU:HD11	1.89	0.53
67:OB:90:ALA:O	67:OB:91:LEU:C	2.47	0.53
83:EC:6910:A:H2'	83:EC:6947:A:C2	2.43	0.53
1:A:200:A:H2'	1:A:201:G:O4'	2.08	0.53
1:A:320:U:O2'	1:A:321:C:H6	1.91	0.53
1:A:332:U:H2'	1:A:334:G:OP2	2.09	0.53
1:A:617:U:H5'	1:A:1031:U:C4'	2.38	0.53
1:A:806:A:H3'	1:A:807:A:C5'	2.31	0.53
1:A:845:G:H2'	1:A:846:G:C5'	2.34	0.53
2:B:34:A:H3'	2:B:48:A:H61	1.73	0.53
2:B:39:A:H1'	2:B:94:G:H21	1.73	0.53

Continued on next page...

Continued from previous page...

Atom-1	Atom-2	Interatomic distance (Å)	Clash overlap (Å)
2:B:149:U:H5''	19:S:54:LYS:CB	2.39	0.53
2:B:155:G:H21	40:NA:26:ILE:CG2	2.21	0.53
2:B:317:A:H3'	2:B:318:A:C8	2.43	0.53
2:B:384:A:H61	21:U:90:PHE:HE2	1.57	0.53
2:B:423:A:H2'	2:B:424:G:H5'	1.89	0.53
2:B:563:U:H2'	2:B:564:G:C8	2.44	0.53
2:B:651:G:O3'	2:B:1436:U:H4'	2.08	0.53
2:B:666:A:H2'	2:B:667:C:O4'	2.09	0.53
2:B:987:U:H2'	2:B:988:U:C6	2.44	0.53
2:B:1084:A:H5''	25:Y:35:LYS:HE2	1.89	0.53
2:B:2892:A:H2'	2:B:2893:C:O4'	2.08	0.53
2:B:2996:U:O4	2:B:3143:C:H5''	2.09	0.53
2:B:3080:G:H2'	2:B:3081:C:H6	1.73	0.53
2:B:3082:C:O2'	2:B:3083:G:H5'	2.09	0.53
3:C:41:A:OP1	41:OA:64:MET:HA	2.09	0.53
3:C:53:A:H2'	3:C:54:A:H8	1.74	0.53
3:C:115:C:O5'	3:C:115:C:H6	1.92	0.53
7:G:126:LYS:CB	7:G:128:LYS:HG2	2.38	0.53
11:K:82:LYS:HA	11:K:119:VAL:HB	1.89	0.53
12:L:152:LEU:HD12	12:L:198:ALA:HB3	1.89	0.53
15:O:50:ALA:HB2	15:O:63:GLU:HB3	1.91	0.53
19:S:36:ILE:HG23	19:S:106:VAL:HG12	1.90	0.53
19:S:73:ARG:HD2	19:S:88:GLY:O	2.08	0.53
23:W:43:LYS:HA	23:W:46:LYS:HE3	1.91	0.53
23:W:86:GLU:HA	23:W:90:PRO:HA	1.91	0.53
27:AA:19:VAL:HG13	27:AA:37:ILE:CA	2.38	0.53
31:EA:64:LYS:HD3	31:EA:67:LYS:HE2	1.91	0.53
31:EA:68:ILE:HG22	31:EA:69:LYS:N	2.24	0.53
32:FA:147:LEU:HB2	40:NA:7:ILE:HG22	1.91	0.53
34:HA:66:LYS:HD2	34:HA:66:LYS:N	2.23	0.53
40:NA:34:SER:HB3	40:NA:37:THR:OG1	2.08	0.53
42:PA:26:LYS:HE2	42:PA:26:LYS:HA	1.89	0.53
53:AB:101:GLN:O	53:AB:105:MET:HB2	2.09	0.53
53:AB:158:ILE:HD13	53:AB:158:ILE:O	2.08	0.53
54:BB:196:VAL:HB	54:BB:209:HIS:HB2	1.91	0.53
61:IB:111:VAL:O	61:IB:111:VAL:HG13	2.09	0.53
67:OB:21:TYR:N	67:OB:22:PRO:CD	2.72	0.53
68:PB:72:ILE:HG12	68:PB:79:TYR:CG	2.44	0.53
72:TB:95:PRO:HD3	72:TB:130:TYR:CD1	2.44	0.53
73:UB:14:LYS:O	73:UB:18:HIS:HB2	2.09	0.53
73:UB:52:ILE:HD12	73:UB:52:ILE:N	2.23	0.53

Continued on next page...

Continued from previous page...

Atom-1	Atom-2	Interatomic distance (Å)	Clash overlap (Å)
82:DC:244:LEU:HA	82:DC:272:ALA:HB3	1.89	0.53
83:EC:6854:U:H2'	83:EC:6855:A:C8	2.44	0.53
1:A:5:U:O2'	1:A:553:G:H4'	2.09	0.53
1:A:390:G:H8	1:A:1731:A:H4'	1.74	0.53
1:A:573:C:H2'	1:A:574:G:O4'	2.09	0.53
1:A:599:A:H2'	1:A:600:U:C6	2.43	0.53
1:A:807:A:H62	57:EB:104:ARG:CZ	2.22	0.53
2:B:224:C:O2	30:DA:102:SER:HB2	2.08	0.53
2:B:288:C:H2'	2:B:289:A:C8	2.43	0.53
2:B:413:U:H1'	21:U:118:GLN:HB2	1.90	0.53
2:B:519:A:N1	24:X:65:ASN:HB2	2.24	0.53
2:B:542:G:H22	2:B:549:U:H3	1.56	0.53
2:B:726:G:H21	2:B:744:A:N6	2.06	0.53
2:B:882:A:C2'	2:B:883:A:H5''	2.35	0.53
2:B:929:A:H1'	41:OA:49:TRP:HE3	1.74	0.53
2:B:1029:G:H2'	2:B:1030:A:C8	2.44	0.53
2:B:1422:G:H21	10:J:5:LYS:HB2	1.74	0.53
2:B:1455:U:O2'	35:IA:26:LYS:HG3	2.07	0.53
2:B:1553:U:C4'	2:B:1554:U:H5'	2.37	0.53
2:B:1712:G:H2'	2:B:1713:G:C8	2.44	0.53
2:B:1947:G:H1	2:B:2101:C:H42	1.55	0.53
2:B:2196:C:O3'	2:B:2270:A:H2'	2.09	0.53
2:B:2335:G:H1'	2:B:2337:C:H41	1.74	0.53
2:B:2549:G:H2'	12:L:33:ASN:HD22	1.72	0.53
2:B:2737:C:H4'	25:Y:68:THR:HG21	1.90	0.53
2:B:2806:U:H2'	2:B:2807:U:C6	2.43	0.53
2:B:3262:U:H2'	2:B:3263:G:C5'	2.39	0.53
3:C:40:A:H2'	3:C:41:A:C8	2.44	0.53
7:G:90:VAL:HG22	7:G:104:THR:HA	1.90	0.53
15:O:96:PHE:HE1	15:O:159:THR:HB	1.74	0.53
17:Q:79:GLU:HG2	17:Q:109:PHE:CE2	2.44	0.53
18:R:99:TRP:O	18:R:103:ILE:HB	2.08	0.53
18:R:127:LYS:HB2	20:T:190:VAL:CG2	2.39	0.53
24:X:94:ILE:CD1	24:X:106:LEU:HB2	2.39	0.53
38:LA:97:GLU:O	38:LA:101:VAL:HG23	2.08	0.53
48:VA:64:ARG:HH11	48:VA:67:LEU:HD22	1.74	0.53
50:XA:139:VAL:CG2	52:ZA:62:PRO:HG3	2.39	0.53
54:BB:121:TYR:CG	54:BB:161:LYS:HE3	2.44	0.53
63:KB:99:ARG:CZ	63:KB:143:SER:HB2	2.39	0.53
65:MB:16:SER:HB3	65:MB:21:ASP:HA	1.90	0.53
65:MB:85:ILE:HD13	65:MB:111:MET:SD	2.49	0.53

Continued on next page...

Continued from previous page...

Atom-1	Atom-2	Interatomic distance (Å)	Clash overlap (Å)
70:RB:36:ASN:O	70:RB:40:ASN:HB2	2.09	0.53
82:DC:511:LEU:HD22	82:DC:545:LEU:HD22	1.90	0.53
82:DC:566:THR:CG2	82:DC:725:GLN:HB2	2.39	0.53
82:DC:601:ILE:HG23	82:DC:636:PHE:CD1	2.34	0.53
82:DC:742:GLY:O	82:DC:746:VAL:HG23	2.09	0.53
1:A:14:C:O2'	1:A:619:A:H2	1.92	0.53
1:A:154:G:N7	74:VB:128:LYS:NZ	2.57	0.53
1:A:950:C:H2'	1:A:951:A:O4'	2.09	0.53
1:A:1107:G:H3'	1:A:1108:G:H21	1.72	0.53
1:A:1459:C:N4	68:PB:139:LYS:HG3	2.24	0.53
1:A:1591:C:H2'	1:A:1592:A:C8	2.42	0.53
2:B:90:C:H4'	2:B:282:G:OP1	2.09	0.53
2:B:277:G:H2'	2:B:278:U:C6	2.43	0.53
2:B:522:A:C3'	2:B:523:A:H5''	2.32	0.53
2:B:681:U:O2	2:B:696:C:H5	1.92	0.53
2:B:996:A:H2	4:D:79:A:C2	2.26	0.53
2:B:1128:U:H3	2:B:2863:G:H22	1.56	0.53
2:B:1288:U:H1'	2:B:1289:G:C8	2.43	0.53
2:B:1636:U:H2'	2:B:1637:A:O4'	2.09	0.53
2:B:1814:A:H4'	2:B:1815:U:O4'	2.09	0.53
2:B:1861:G:H2'	2:B:1862:U:C5	2.44	0.53
2:B:2901:G:O5'	2:B:2901:G:H8	1.92	0.53
4:D:5:G:H2'	4:D:6:C:C6	2.44	0.53
6:F:92:LYS:HA	6:F:102:LEU:HB2	1.90	0.53
7:G:229:VAL:HG11	7:G:249:VAL:HG23	1.90	0.53
7:G:332:ARG:HG2	7:G:332:ARG:HH11	1.73	0.53
9:I:39:GLN:HE22	9:I:48:LYS:HE3	1.73	0.53
9:I:86:TYR:CZ	9:I:247:ILE:HG12	2.44	0.53
9:I:99:TYR:CD2	9:I:164:LYS:HB3	2.44	0.53
11:K:47:ARG:HH21	11:K:179:LEU:HD11	1.74	0.53
11:K:235:PHE:HE2	24:X:34:GLU:HB3	1.74	0.53
12:L:134:TYR:H	12:L:134:TYR:HD2	1.57	0.53
13:M:173:ARG:HA	44:RA:91:CYS:SG	2.49	0.53
15:O:49:LYS:HD3	15:O:62:ASN:HB3	1.90	0.53
16:P:104:ILE:HD12	16:P:104:ILE:O	2.09	0.53
20:T:88:VAL:HG12	20:T:89:SER:N	2.23	0.53
24:X:107:TYR:CE1	24:X:118:PHE:HA	2.44	0.53
32:FA:148:ILE:HG22	32:FA:149:ALA:H	1.72	0.53
37:KA:42:GLN:HA	37:KA:45:LEU:HG	1.91	0.53
38:LA:19:LYS:NZ	38:LA:35:VAL:HB	2.23	0.53
48:VA:101:VAL:O	48:VA:101:VAL:HG12	2.09	0.53

Continued on next page...

Continued from previous page...

Atom-1	Atom-2	Interatomic distance (Å)	Clash overlap (Å)
49:WA:16:HIS:ND1	49:WA:37:SER:HB2	2.24	0.53
50:XA:178:ALA:HA	50:XA:181:VAL:HG22	1.91	0.53
52:ZA:39:THR:O	52:ZA:43:ARG:HG3	2.09	0.53
53:AB:113:LEU:HD22	53:AB:118:ALA:HB2	1.90	0.53
58:FB:182:TYR:OH	58:FB:184:LEU:HD12	2.09	0.53
1:A:147:A:H2'	1:A:148:A:H8	1.74	0.53
1:A:182:A:H2'	1:A:183:U:C6	2.44	0.53
1:A:344:A:C2'	1:A:345:U:H5'	2.39	0.53
1:A:968:U:H4'	1:A:1102:G:H22	1.74	0.53
1:A:1102:G:H2'	1:A:1103:U:O4'	2.08	0.53
2:B:141:C:H2'	2:B:142:C:C6	2.44	0.53
2:B:307:A:H2'	2:B:308:A:C8	2.44	0.53
2:B:500:C:H2'	2:B:501:A:H8	1.74	0.53
2:B:1103:A:C3'	2:B:1104:G:H5'	2.38	0.53
2:B:1689:U:H5''	23:W:61:SER:OG	2.09	0.53
2:B:2156:C:OP2	6:F:250:GLN:HB2	2.09	0.53
4:D:81:U:H2'	4:D:82:G:H8	1.74	0.53
7:G:147:GLU:O	7:G:151:ILE:HG13	2.09	0.53
7:G:227:GLU:HB3	7:G:232:ARG:CG	2.39	0.53
8:H:207:VAL:HG21	8:H:219:LEU:HD13	1.90	0.53
9:I:252:ALA:O	9:I:253:PHE:HB3	2.09	0.53
11:K:224:ILE:HG12	24:X:36:ILE:CA	2.35	0.53
12:L:153:ILE:O	12:L:179:ILE:HA	2.08	0.53
13:M:92:TYR:HA	13:M:179:ILE:HG12	1.91	0.53
15:O:15:GLU:HG2	15:O:16:LYS:HG2	1.91	0.53
17:Q:59:ARG:HA	17:Q:69:VAL:CA	2.25	0.53
18:R:28:SER:OG	18:R:53:VAL:HG11	2.09	0.53
24:X:92:LYS:HD2	24:X:106:LEU:HD22	1.90	0.53
26:Z:38:ILE:HB	26:Z:56:VAL:CG2	2.39	0.53
35:IA:31:ARG:O	35:IA:31:ARG:HD3	2.09	0.53
36:JA:40:SER:O	36:JA:44:ARG:HG3	2.08	0.53
47:UA:28:LYS:HB2	47:UA:28:LYS:NZ	2.24	0.53
47:UA:38:ASP:HA	47:UA:45:LYS:HB3	1.91	0.53
55:CB:123:VAL:CG1	75:WB:102:THR:HG22	2.37	0.53
69:QB:101:ASN:O	69:QB:105:LEU:HG	2.08	0.53
74:VB:12:VAL:HA	74:VB:22:GLN:O	2.08	0.53
1:A:304:U:H2'	1:A:305:C:O4'	2.08	0.52
1:A:519:C:H3'	1:A:520:A:H8	1.74	0.52
2:B:316:U:O4	40:NA:28:TYR:HA	2.09	0.52
2:B:578:A:H61	11:K:52:GLN:HE22	1.57	0.52
2:B:1168:U:O2'	2:B:1169:A:H5'	2.09	0.52

Continued on next page...

Continued from previous page...

Atom-1	Atom-2	Interatomic distance (Å)	Clash overlap (Å)
2:B:1652:G:H1'	38:LA:80:ARG:NH2	2.24	0.52
2:B:1863:G:H5''	23:W:82:LYS:HD3	1.91	0.52
2:B:1923:C:O5'	45:SA:25:LYS:HG3	2.09	0.52
2:B:2394:G:H2'	2:B:2395:G:O4'	2.09	0.52
2:B:2649:A:H2'	2:B:2650:U:H5'	1.91	0.52
2:B:3184:A:H2'	2:B:3185:U:H5'	1.91	0.52
2:B:3236:U:H2'	2:B:3237:U:H6	1.74	0.52
2:B:3270:U:H4'	21:U:171:ARG:HA	1.91	0.52
3:C:70:G:H5''	30:DA:28:ARG:NE	2.23	0.52
6:F:48:ILE:HD11	6:F:57:PRO:HB2	1.89	0.52
6:F:184:ARG:HA	6:F:187:HIS:CD2	2.44	0.52
7:G:41:VAL:HB	7:G:194:TRP:CE3	2.44	0.52
7:G:149:ALA:HA	7:G:152:LYS:CG	2.39	0.52
8:H:45:ASN:HA	8:H:110:ASN:HA	1.91	0.52
8:H:82:THR:HG23	8:H:85:SER:H	1.73	0.52
10:J:108:LYS:HB3	10:J:108:LYS:HZ3	1.73	0.52
18:R:38:ILE:HD12	18:R:44:VAL:CG1	2.33	0.52
21:U:60:PHE:CE2	21:U:82:ARG:HB2	2.43	0.52
21:U:172:GLN:HE22	37:KA:60:ARG:HD2	1.73	0.52
22:V:64:VAL:HG12	22:V:90:ASP:N	2.17	0.52
24:X:80:ARG:HD2	25:Y:154:VAL:O	2.09	0.52
24:X:158:LYS:HE3	24:X:158:LYS:C	2.29	0.52
27:AA:93:LEU:CA	28:BA:20:LEU:HB3	2.39	0.52
48:VA:77:LEU:HB3	48:VA:78:PRO:HD3	1.90	0.52
49:WA:131:ILE:O	49:WA:144:LEU:HB2	2.09	0.52
49:WA:136:ILE:H	49:WA:136:ILE:CD1	2.19	0.52
52:ZA:139:ILE:HG21	52:ZA:193:VAL:HG22	1.90	0.52
52:ZA:144:TRP:CD2	52:ZA:173:PRO:HG3	2.43	0.52
58:FB:8:ARG:HG2	58:FB:24:LYS:NZ	2.24	0.52
58:FB:104:ILE:HG12	58:FB:165:LEU:O	2.08	0.52
65:MB:55:GLY:O	65:MB:59:LYS:HG2	2.09	0.52
69:QB:67:MET:HB3	69:QB:68:ARG:HH21	1.74	0.52
70:RB:109:GLU:HG3	70:RB:110:PRO:HD2	1.91	0.52
72:TB:8:ALA:HA	72:TB:74:VAL:HG11	1.91	0.52
73:UB:57:LEU:H	73:UB:57:LEU:CD2	2.20	0.52
82:DC:152:LYS:HG3	82:DC:200:VAL:CG2	2.39	0.52
82:DC:436:LEU:O	82:DC:442:VAL:HA	2.09	0.52
1:A:60:U:H5'	1:A:61:A:OP2	2.09	0.52
1:A:777:C:N4	74:VB:10:ARG:HB3	2.24	0.52
1:A:778:G:C2'	1:A:779:U:H5'	2.39	0.52
1:A:808:U:H2'	1:A:809:A:C8	2.44	0.52

Continued on next page...

Continued from previous page...

Atom-1	Atom-2	Interatomic distance (Å)	Clash overlap (Å)
1:A:887:A:O2'	1:A:888:U:H5'	2.09	0.52
1:A:961:U:H4'	63:KB:47:PRO:HB3	1.90	0.52
1:A:1075:C:H3'	1:A:1076:A:H5''	1.91	0.52
1:A:1113:A:C6	1:A:1131:A:H5''	2.44	0.52
1:A:1149:G:H21	1:A:1765:A:H1'	1.73	0.52
1:A:1370:U:H1'	1:A:1371:A:OP2	2.09	0.52
2:B:1058:U:H2'	2:B:1059:G:C8	2.44	0.52
2:B:1399:A:N1	3:C:8:C:H4'	2.24	0.52
2:B:1768:U:H2'	2:B:1769:G:O4'	2.09	0.52
2:B:1905:G:N2	2:B:1907:C:H5'	2.24	0.52
2:B:2769:A:H4'	46:TA:80:ARG:HB2	1.91	0.52
2:B:3141:A:H3'	2:B:3142:A:H4'	1.92	0.52
2:B:3191:G:C2	2:B:3192:U:H1'	2.44	0.52
2:B:3226:A:H1'	2:B:3260:G:N2	2.24	0.52
2:B:3257:C:H2'	2:B:3258:U:H6	1.74	0.52
3:C:36:G:H3'	39:MA:86:ARG:HD2	1.91	0.52
6:F:15:ILE:C	6:F:17:THR:H	2.13	0.52
7:G:116:ARG:CZ	7:G:174:LYS:HB3	2.39	0.52
9:I:108:ARG:CA	9:I:251:PRO:HB2	2.39	0.52
9:I:119:TYR:CE1	9:I:135:VAL:HG23	2.44	0.52
10:J:125:GLN:HA	21:U:180:LYS:HE3	1.90	0.52
12:L:163:VAL:HG22	12:L:166:LEU:HG	1.91	0.52
13:M:18:VAL:HG22	13:M:27:VAL:HG13	1.92	0.52
18:R:58:ILE:HG12	18:R:59:ASN:H	1.74	0.52
18:R:123:LEU:HD13	20:T:194:LEU:CD2	2.40	0.52
20:T:108:ILE:HB	20:T:160:ARG:HD2	1.92	0.52
21:U:57:ALA:HB1	21:U:82:ARG:O	2.09	0.52
21:U:114:VAL:HA	21:U:150:VAL:HA	1.91	0.52
24:X:26:ARG:HH12	24:X:28:ARG:HD2	1.74	0.52
25:Y:36:VAL:O	25:Y:36:VAL:HG12	2.08	0.52
29:CA:113:LEU:HD11	29:CA:121:LYS:HZ2	1.74	0.52
31:EA:11:ALA:O	31:EA:23:VAL:HG22	2.09	0.52
34:HA:51:LEU:HD11	38:LA:91:ARG:HG3	1.91	0.52
46:TA:98:LYS:HG2	46:TA:99:GLN:H	1.75	0.52
47:UA:38:ASP:HA	47:UA:45:LYS:HA	1.92	0.52
55:CB:164:PRO:HA	55:CB:167:ARG:HE	1.74	0.52
57:EB:20:VAL:HG22	57:EB:85:PHE:HD1	1.74	0.52
61:IB:67:ARG:HD3	61:IB:67:ARG:H	1.74	0.52
63:KB:71:ILE:O	63:KB:75:LEU:HD13	2.10	0.52
65:MB:52:LYS:HB2	65:MB:53:PRO:CD	2.35	0.52
67:OB:44:LYS:O	67:OB:47:ARG:HB3	2.09	0.52

Continued on next page...

Continued from previous page...

Atom-1	Atom-2	Interatomic distance (Å)	Clash overlap (Å)
69:QB:94:ILE:HG13	69:QB:95:ASP:N	2.24	0.52
73:UB:128:SER:CB	73:UB:143:PRO:HG2	2.38	0.52
77:YB:14:SER:HA	77:YB:17:ARG:CG	2.39	0.52
82:DC:160:VAL:HG13	82:DC:178:PHE:CZ	2.43	0.52
82:DC:433:ARG:O	82:DC:457:VAL:HG12	2.08	0.52
82:DC:565:GLU:N	82:DC:681:MET:HA	2.23	0.52
1:A:1177:C:H41	68:PB:139:LYS:HD2	1.73	0.52
1:A:1319:A:C3'	1:A:1320:U:H5''	2.37	0.52
2:B:41:G:OP2	2:B:42:C:H5	1.92	0.52
2:B:185:C:C2'	2:B:186:U:H5'	2.39	0.52
2:B:370:U:H4'	2:B:404:G:C5'	2.39	0.52
2:B:408:A:H62	3:C:15:G:H21	1.57	0.52
2:B:416:A:H2'	2:B:417:A:C8	2.43	0.52
2:B:947:G:H2'	2:B:948:C:H6	1.69	0.52
2:B:1447:G:H5''	21:U:67:ILE:HD11	1.91	0.52
2:B:1451:C:H2'	2:B:1880:U:C5	2.43	0.52
2:B:1491:A:H61	2:B:1837:U:H3	1.57	0.52
2:B:1791:C:H5''	47:UA:13:LYS:HZ2	1.73	0.52
2:B:1794:G:H5'	6:F:188:LYS:CA	2.38	0.52
2:B:1887:A:H1'	7:G:226:PHE:CZ	2.44	0.52
2:B:1915:A:H2'	2:B:1916:U:C6	2.45	0.52
2:B:2154:U:H4'	6:F:240:ALA:HB2	1.91	0.52
2:B:2407:C:H4'	2:B:2620:G:H4'	1.91	0.52
2:B:2672:G:O2'	2:B:2673:A:H5'	2.10	0.52
2:B:2852:C:H2'	14:N:67:ALA:HB2	1.91	0.52
2:B:3044:G:O2'	7:G:13:HIS:HB2	2.10	0.52
3:C:69:U:H2'	3:C:70:G:H5'	1.91	0.52
3:C:74:U:OP1	30:DA:76:LEU:HG	2.09	0.52
4:D:27:A:H1'	4:D:57:G:H21	1.73	0.52
6:F:42:ARG:HA	6:F:89:TYR:CD1	2.44	0.52
8:H:22:LEU:HD11	8:H:27:SER:OG	2.08	0.52
8:H:207:VAL:HG21	8:H:219:LEU:CD1	2.39	0.52
11:K:140:SER:O	11:K:144:ILE:HG13	2.08	0.52
14:N:82:ARG:NH1	14:N:82:ARG:HB2	2.25	0.52
24:X:42:TRP:CZ2	24:X:58:ILE:HG13	2.44	0.52
25:Y:156:TYR:O	25:Y:157:GLU:HG3	2.08	0.52
29:CA:99:VAL:HG13	29:CA:103:TYR:CD2	2.44	0.52
30:DA:61:GLY:O	30:DA:64:LYS:HB2	2.08	0.52
31:EA:21:LYS:HE2	31:EA:21:LYS:N	2.25	0.52
32:FA:105:LEU:C	32:FA:107:ALA:H	2.12	0.52
35:IA:80:ASN:HD22	35:IA:88:PRO:HA	1.73	0.52

Continued on next page...

Continued from previous page...

Atom-1	Atom-2	Interatomic distance (Å)	Clash overlap (Å)
36:JA:76:VAL:HG12	36:JA:77:ALA:N	2.24	0.52
48:VA:49:ALA:HA	48:VA:88:PHE:O	2.10	0.52
50:XA:143:VAL:O	50:XA:157:ASP:HB2	2.10	0.52
53:AB:69:LEU:HD23	53:AB:72:LEU:HD12	1.90	0.52
54:BB:88:ASP:O	54:BB:100:ARG:HG3	2.09	0.52
58:FB:22:ARG:HG3	58:FB:23:LYS:O	2.10	0.52
58:FB:43:ILE:HG12	58:FB:57:ALA:HA	1.90	0.52
73:UB:53:VAL:O	73:UB:99:ASN:HA	2.09	0.52
1:A:139:C:H1'	1:A:140:A:OP2	2.10	0.52
1:A:400:A:N6	58:FB:29:LEU:HD13	2.25	0.52
1:A:450:U:H5''	54:BB:7:LYS:HE3	1.92	0.52
1:A:740:A:H3'	1:A:741:C:H5''	1.91	0.52
1:A:1179:G:H2'	1:A:1180:C:O4'	2.10	0.52
1:A:1538:U:O2'	1:A:1539:G:H5'	2.10	0.52
1:A:1629:G:H2'	1:A:1630:U:C6	2.44	0.52
2:B:87:U:H5''	22:V:172:PHE:CZ	2.45	0.52
2:B:118:U:H2'	2:B:119:U:O4'	2.10	0.52
2:B:231:G:H2'	2:B:232:G:H8	1.73	0.52
2:B:615:U:H2'	2:B:616:G:C8	2.45	0.52
2:B:728:G:H21	22:V:138:LEU:HD23	1.75	0.52
2:B:975:C:H5''	22:V:54:LEU:HD22	1.92	0.52
2:B:1100:U:H2'	2:B:1101:G:C8	2.44	0.52
2:B:1121:U:H2'	2:B:1122:U:C6	2.45	0.52
2:B:1180:A:H5''	37:KA:77:ASN:HB2	1.91	0.52
2:B:1529:A:H1'	2:B:1588:A:C2	2.44	0.52
2:B:1567:U:H2'	2:B:1570:U:O4	2.09	0.52
2:B:2506:U:O2	2:B:2506:U:H2'	2.09	0.52
2:B:2714:G:N3	2:B:2751:G:H2'	2.25	0.52
2:B:3324:C:H4'	35:IA:13:THR:HB	1.91	0.52
3:C:75:G:H4'	43:QA:29:LEU:HG	1.90	0.52
3:C:147:U:H2'	3:C:148:G:O4'	2.09	0.52
4:D:74:C:H2'	4:D:75:G:H5'	1.90	0.52
4:D:76:A:H61	4:D:102:A:H3'	1.73	0.52
5:E:198:TRP:C	5:E:200:ASN:H	2.12	0.52
7:G:189:SER:O	7:G:193:ASP:HB2	2.09	0.52
7:G:315:GLY:O	7:G:316:GLU:HG3	2.09	0.52
16:P:102:GLY:HA3	16:P:140:GLY:H	1.72	0.52
17:Q:79:GLU:HG3	17:Q:103:ASN:OD1	2.09	0.52
20:T:8:VAL:HG13	20:T:34:VAL:HG23	1.91	0.52
25:Y:27:LEU:HA	25:Y:30:TYR:CE2	2.45	0.52
25:Y:93:VAL:HA	25:Y:96:ILE:HG22	1.92	0.52

Continued on next page...

Continued from previous page...

Atom-1	Atom-2	Interatomic distance (Å)	Clash overlap (Å)
35:IA:62:ARG:HB3	35:IA:66:GLY:O	2.10	0.52
36:JA:3:SER:O	36:JA:5:PRO:HD3	2.10	0.52
37:KA:29:LEU:O	37:KA:30:ILE:HD13	2.08	0.52
44:RA:79:GLU:O	44:RA:83:LYS:HG3	2.09	0.52
48:VA:33:VAL:CG2	48:VA:34:SER:H	2.18	0.52
52:ZA:145:GLY:O	72:TB:98:GLN:HB3	2.08	0.52
56:DB:74:LYS:HA	56:DB:95:LYS:O	2.10	0.52
65:MB:44:ARG:CZ	65:MB:52:LYS:HD2	2.40	0.52
66:NB:103:ASN:HA	66:NB:106:LYS:HZ2	1.75	0.52
67:OB:34:LEU:O	67:OB:38:ILE:HG22	2.08	0.52
75:WB:67:ASP:C	75:WB:69:LEU:H	2.11	0.52
82:DC:225:PHE:HZ	82:DC:328:LEU:HD11	1.73	0.52
82:DC:612:PHE:O	82:DC:631:ARG:HG2	2.09	0.52
1:A:213:A:H2'	1:A:214:G:O4'	2.10	0.52
1:A:219:A:N6	1:A:829:A:H2	2.07	0.52
1:A:811:A:H62	57:EB:113:PRO:HD3	1.74	0.52
1:A:1048:G:H5''	77:YB:69:GLY:N	2.24	0.52
1:A:1392:U:H2'	1:A:1393:C:C6	2.45	0.52
1:A:1474:G:H2'	1:A:1475:A:C8	2.45	0.52
1:A:1721:A:H2'	1:A:1722:A:C8	2.44	0.52
1:A:1723:U:H2'	1:A:1724:U:O4'	2.10	0.52
2:B:49:A:N3	2:B:279:U:H4'	2.24	0.52
2:B:181:U:N3	2:B:182:U:H1'	2.24	0.52
2:B:660:A:H5''	8:H:100:PHE:CD1	2.44	0.52
2:B:1672:U:OP1	23:W:64:ARG:HG2	2.10	0.52
2:B:1711:C:H4'	31:EA:37:PRO:O	2.10	0.52
2:B:2118:C:H3'	2:B:2119:A:C8	2.44	0.52
2:B:2576:G:H2'	2:B:2577:C:C6	2.45	0.52
2:B:2642:A:O2'	2:B:2643:A:H5'	2.09	0.52
2:B:3005:A:H5''	20:T:149:TYR:OH	2.09	0.52
2:B:3229:G:H1'	18:R:129:TYR:HE2	1.73	0.52
2:B:3375:A:N3	2:B:3378:C:H5''	2.25	0.52
2:B:3391:A:H2'	2:B:3392:U:C6	2.45	0.52
3:C:38:U:H1'	39:MA:83:LYS:HG3	1.92	0.52
6:F:209:HIS:ND1	6:F:210:PRO:HD2	2.24	0.52
7:G:46:PHE:HB3	7:G:338:LEU:HD23	1.90	0.52
10:J:38:THR:HG23	10:J:90:LYS:HA	1.89	0.52
11:K:59:GLU:O	11:K:63:ILE:HG12	2.10	0.52
12:L:134:TYR:HB3	12:L:190:VAL:HG21	1.92	0.52
13:M:49:ASN:HD21	13:M:52:LEU:CB	2.19	0.52
13:M:102:ASN:HA	13:M:136:PHE:CZ	2.45	0.52

Continued on next page...

Continued from previous page...

Atom-1	Atom-2	Interatomic distance (Å)	Clash overlap (Å)
18:R:101:LYS:O	18:R:105:GLN:HG3	2.09	0.52
19:S:114:ARG:HB2	19:S:135:VAL:HB	1.90	0.52
20:T:8:VAL:O	20:T:118:VAL:HG22	2.08	0.52
20:T:85:ARG:HH11	20:T:90:HIS:HD2	1.55	0.52
21:U:28:ASN:HD21	21:U:84:PRO:HB3	1.75	0.52
21:U:88:VAL:HA	21:U:91:VAL:CB	2.38	0.52
24:X:93:GLU:OE2	24:X:135:VAL:HG13	2.08	0.52
26:Z:96:VAL:HG12	26:Z:97:SER:N	2.23	0.52
29:CA:109:LYS:HE2	29:CA:111:ASN:ND2	2.25	0.52
38:LA:81:CYS:O	38:LA:82:ALA:HB3	2.09	0.52
47:UA:79:VAL:O	47:UA:83:ILE:HD13	2.09	0.52
49:WA:54:PHE:HE2	49:WA:302:PHE:HE1	1.58	0.52
50:XA:179:ARG:O	50:XA:183:ARG:HG3	2.09	0.52
54:BB:173:ILE:N	54:BB:173:ILE:HD12	2.23	0.52
55:CB:102:ARG:HG3	55:CB:103:ASN:ND2	2.24	0.52
56:DB:147:LEU:O	56:DB:151:ASP:HB2	2.10	0.52
58:FB:83:TYR:HB2	58:FB:196:LEU:HD13	1.90	0.52
61:IB:133:LYS:HD3	61:IB:134:THR:CG2	2.39	0.52
63:KB:98:VAL:HG21	63:KB:118:ILE:CD1	2.39	0.52
66:NB:17:THR:O	66:NB:69:VAL:HA	2.08	0.52
73:UB:66:SER:O	73:UB:67:ALA:HB2	2.09	0.52
75:WB:76:ALA:O	75:WB:80:LEU:HG	2.10	0.52
82:DC:634:TRP:HZ3	82:DC:663:VAL:HB	1.73	0.52
82:DC:810:ASP:C	82:DC:812:THR:H	2.12	0.52
1:A:143:G:H2'	1:A:144:U:C5'	2.35	0.52
1:A:157:A:H2'	1:A:158:U:H5''	1.92	0.52
1:A:397:A:H5''	58:FB:47:ARG:HH11	1.74	0.52
1:A:400:A:H61	58:FB:29:LEU:HD22	1.75	0.52
1:A:766:U:H2'	1:A:769:A:N6	2.24	0.52
1:A:867:G:H5'	63:KB:4:MET:CE	2.40	0.52
1:A:1069:A:O2'	1:A:1070:C:H5'	2.10	0.52
1:A:1419:G:H2'	1:A:1420:C:H5'	1.90	0.52
2:B:59:G:H2'	3:C:33:A:H2'	1.92	0.52
2:B:299:G:N1	40:NA:30:LYS:HB3	2.25	0.52
2:B:817:A:C6	41:OA:14:LYS:HG2	2.45	0.52
2:B:971:G:O2'	2:B:1371:G:H1'	2.10	0.52
2:B:1165:A:H2'	2:B:1166:G:C8	2.44	0.52
2:B:1404:G:N2	2:B:1406:A:H3'	2.25	0.52
2:B:1875:G:P	23:W:19:LYS:H	2.33	0.52
2:B:2131:A:H61	47:UA:18:TYR:N	2.08	0.52
2:B:2138:A:H2'	41:OA:3:LYS:HE2	1.92	0.52

Continued on next page...

Continued from previous page...

Atom-1	Atom-2	Interatomic distance (Å)	Clash overlap (Å)
2:B:2747:A:C2	9:I:36:LEU:HD11	2.44	0.52
2:B:2909:U:C3'	2:B:2910:A:H5''	2.39	0.52
2:B:3133:C:H3'	2:B:3134:A:H5''	1.92	0.52
4:D:2:G:H2'	4:D:3:U:H5'	1.92	0.52
4:D:76:A:N6	4:D:102:A:H3'	2.24	0.52
6:F:29:LEU:HB2	6:F:163:ARG:HH22	1.73	0.52
8:H:93:MET:HG2	8:H:93:MET:O	2.09	0.52
11:K:90:LYS:HB2	11:K:133:TYR:HA	1.91	0.52
13:M:95:ALA:O	44:RA:77:ILE:HD12	2.10	0.52
14:N:21:ARG:HG3	14:N:22:TYR:CE1	2.43	0.52
14:N:193:ASP:HB3	14:N:197:VAL:HA	1.91	0.52
17:Q:57:VAL:HG22	17:Q:147:ILE:HG13	1.90	0.52
18:R:23:ILE:HA	18:R:63:VAL:HG23	1.92	0.52
19:S:114:ARG:HG2	19:S:137:PRO:CG	2.39	0.52
22:V:29:LEU:HD23	22:V:32:LEU:HD22	1.91	0.52
23:W:175:GLN:HA	23:W:178:ALA:HB2	1.92	0.52
24:X:10:ILE:HG21	25:Y:148:PRO:CG	2.40	0.52
25:Y:116:ARG:O	25:Y:120:LYS:HE3	2.09	0.52
35:IA:37:LYS:HE3	35:IA:51:LEU:CD1	2.39	0.52
39:MA:21:LEU:HB2	39:MA:54:VAL:HG11	1.91	0.52
41:OA:45:ARG:HE	41:OA:47:TYR:HE2	1.56	0.52
45:SA:21:ARG:HG3	45:SA:22:ALA:N	2.25	0.52
48:VA:145:ILE:CG1	82:DC:186:ASN:HB3	2.39	0.52
55:CB:84:LYS:NZ	55:CB:84:LYS:HB2	2.25	0.52
58:FB:25:ARG:HG3	58:FB:27:PHE:CZ	2.43	0.52
63:KB:107:LYS:CE	63:KB:109:LYS:HD3	2.36	0.52
72:TB:13:ALA:CB	72:TB:27:ILE:HG22	2.39	0.52
73:UB:70:LYS:HB3	73:UB:93:LEU:HD11	1.92	0.52
77:YB:35:VAL:HA	77:YB:78:SER:O	2.09	0.52
82:DC:4:PHE:O	82:DC:48:ALA:HA	2.10	0.52
82:DC:121:VAL:HG12	82:DC:399:ARG:HB2	1.90	0.52
82:DC:388:THR:HG21	82:DC:395:TYR:HE2	1.74	0.52
1:A:1113:A:H61	1:A:1131:A:H5''	1.75	0.52
2:B:290:G:H5''	19:S:98:LEU:HD21	1.91	0.52
2:B:388:G:H4'	21:U:18:ARG:N	2.23	0.52
2:B:550:A:O2'	2:B:551:A:H5'	2.09	0.52
2:B:627:U:OP2	36:JA:15:LYS:HE3	2.09	0.52
2:B:790:U:C5'	8:H:112:LYS:HD3	2.39	0.52
2:B:841:A:H4'	23:W:126:GLU:HG2	1.92	0.52
2:B:858:A:H5''	2:B:1790:G:H21	1.75	0.52
2:B:1258:U:H1'	48:VA:42:ARG:CZ	2.40	0.52

Continued on next page...

Continued from previous page...

Atom-1	Atom-2	Interatomic distance (Å)	Clash overlap (Å)
2:B:1505:C:P	21:U:127:ARG:HH12	2.33	0.52
2:B:1604:G:H4'	2:B:1835:A:O2'	2.10	0.52
2:B:1669:C:H2'	2:B:1670:C:O4'	2.10	0.52
2:B:1758:G:H2'	2:B:1759:C:C6	2.44	0.52
2:B:2570:U:H4'	2:B:2571:U:H2'	1.91	0.52
2:B:3072:C:O2'	2:B:3336:A:H4'	2.10	0.52
4:D:6:C:H2'	4:D:7:G:H4'	1.90	0.52
4:D:37:G:H2'	4:D:38:U:C6	2.44	0.52
8:H:220:ARG:HH12	30:DA:4:GLN:HB2	1.73	0.52
17:Q:57:VAL:HG12	17:Q:69:VAL:HG22	1.90	0.52
19:S:68:ARG:NH2	19:S:128:LYS:HE3	2.20	0.52
41:OA:8:PHE:O	41:OA:11:ARG:HB2	2.09	0.52
58:FB:8:ARG:HG2	58:FB:24:LYS:HZ3	1.75	0.52
59:GB:161:THR:HA	59:GB:167:ALA:HB2	1.91	0.52
61:IB:34:TRP:CH2	61:IB:36:LYS:HD3	2.39	0.52
61:IB:109:VAL:HG21	61:IB:125:VAL:HG11	1.92	0.52
71:SB:38:LYS:HD2	71:SB:49:GLU:CG	2.40	0.52
73:UB:92:CYS:O	73:UB:96:VAL:HG13	2.08	0.52
82:DC:102:LEU:HD12	82:DC:103:ILE:N	2.25	0.52
82:DC:106:PRO:HG3	82:DC:114:GLU:CB	2.27	0.52
1:A:748:U:C4'	72:TB:123:GLY:HA2	2.37	0.52
1:A:1060:U:H3'	1:A:1061:A:C5'	2.40	0.52
1:A:1724:U:H2'	1:A:1725:U:C5	2.45	0.52
2:B:142:C:H2'	2:B:143:G:C8	2.45	0.52
2:B:405:U:C2'	2:B:406:G:H5'	2.39	0.52
2:B:1092:C:H4'	25:Y:120:LYS:HZ2	1.75	0.52
2:B:1752:A:H2'	2:B:1753:G:H8	1.75	0.52
2:B:1904:C:H2'	2:B:1905:G:C8	2.45	0.52
2:B:2149:A:N1	2:B:2188:A:H4'	2.25	0.52
2:B:2245:C:H3'	2:B:2246:G:O4'	2.10	0.52
2:B:2628:A:C2'	2:B:2629:U:H5''	2.40	0.52
2:B:3315:G:H2'	7:G:123:TYR:CE1	2.45	0.52
2:B:3327:G:N2	2:B:3380:U:H1'	2.25	0.52
3:C:41:A:O3'	41:OA:59:THR:HA	2.09	0.52
5:E:68:PHE:HB3	5:E:85:MET:HB2	1.92	0.52
6:F:40:TYR:HA	6:F:91:GLY:HA3	1.91	0.52
7:G:111:SER:HB2	7:G:163:HIS:CE1	2.44	0.52
8:H:313:LEU:HD22	8:H:315:LYS:HD3	1.91	0.52
10:J:135:VAL:O	10:J:138:GLN:HB3	2.10	0.52
13:M:48:VAL:HG12	13:M:52:LEU:O	2.10	0.52
15:O:115:LYS:HB2	15:O:115:LYS:NZ	2.25	0.52

Continued on next page...

Continued from previous page...

Atom-1	Atom-2	Interatomic distance (Å)	Clash overlap (Å)
22:V:157:PRO:HD3	32:FA:47:LYS:HG3	1.91	0.52
24:X:145:THR:OG1	24:X:148:LEU:HB2	2.09	0.52
38:LA:95:ILE:O	38:LA:99:LYS:HB2	2.10	0.52
40:NA:9:ILE:HD12	40:NA:10:GLY:N	2.24	0.52
47:UA:28:LYS:HB2	47:UA:28:LYS:HZ3	1.75	0.52
61:IB:45:PRO:HG2	61:IB:48:ALA:CB	2.40	0.52
65:MB:67:ALA:HB2	65:MB:73:PRO:HA	1.92	0.52
75:WB:95:HIS:CE1	75:WB:98:GLN:HB2	2.45	0.52
82:DC:159:LYS:O	82:DC:162:ARG:HG2	2.10	0.52
82:DC:501:LEU:O	82:DC:504:LEU:HB3	2.10	0.52
1:A:639:U:C5	57:EB:118:LEU:HG	2.45	0.52
1:A:925:G:H2'	1:A:926:A:C8	2.44	0.52
1:A:1367:G:H2'	1:A:1368:G:C8	2.45	0.52
2:B:51:A:H2'	2:B:52:A:H8	1.74	0.52
2:B:67:A:H62	2:B:271:C:H4'	1.75	0.52
2:B:116:A:O2'	2:B:117:U:H3'	2.10	0.52
2:B:288:C:H4'	19:S:171:SER:O	2.10	0.52
2:B:294:U:H5''	40:NA:53:TYR:CE2	2.44	0.52
2:B:502:U:C2'	2:B:503:C:H5''	2.40	0.52
2:B:669:U:O2'	2:B:1110:U:H4'	2.10	0.52
2:B:692:A:C4'	8:H:46:LYS:HG2	2.34	0.52
2:B:791:A:H2'	2:B:792:G:O4'	2.09	0.52
2:B:1478:C:O2'	2:B:1479:U:H5'	2.09	0.52
2:B:1538:G:N2	2:B:1583:A:H62	1.97	0.52
2:B:1910:A:H2'	2:B:1911:A:C8	2.43	0.52
2:B:2103:U:H5''	23:W:85:ARG:HH12	1.73	0.52
2:B:2215:A:H1'	2:B:2430:A:O2'	2.10	0.52
2:B:2375:G:H1'	2:B:2377:G:OP2	2.09	0.52
2:B:2637:A:C2'	2:B:2638:C:H5''	2.40	0.52
2:B:2660:G:H2'	2:B:2661:G:H8	1.72	0.52
2:B:2760:C:H2'	2:B:2761:G:C8	2.44	0.52
2:B:3231:U:H2'	2:B:3232:G:C8	2.44	0.52
3:C:75:G:N3	43:QA:26:TRP:HB2	2.25	0.52
6:F:225:ILE:HG22	6:F:238:ILE:HA	1.92	0.52
7:G:79:VAL:HG12	7:G:322:ILE:O	2.08	0.52
12:L:248:LYS:O	12:L:252:ASN:HB2	2.10	0.52
21:U:105:LYS:HD3	21:U:107:LEU:HD22	1.92	0.52
24:X:24:LEU:CD2	25:Y:148:PRO:HG3	2.40	0.52
46:TA:11:TYR:HA	46:TA:19:LYS:O	2.09	0.52
46:TA:70:LEU:HD12	46:TA:83:LEU:HD13	1.91	0.52
48:VA:64:ARG:O	48:VA:67:LEU:HB2	2.10	0.52

Continued on next page...

Continued from previous page...

Atom-1	Atom-2	Interatomic distance (Å)	Clash overlap (Å)
49:WA:197:SER:OG	49:WA:216:LYS:HB3	2.10	0.52
53:AB:77:PHE:HB2	53:AB:79:TYR:CE2	2.45	0.52
54:BB:178:GLY:HA2	54:BB:195:ILE:HB	1.92	0.52
57:EB:182:VAL:HG12	57:EB:183:PHE:H	1.75	0.52
58:FB:3:ILE:CD1	58:FB:31:ARG:HA	2.39	0.52
66:NB:31:VAL:HG12	66:NB:32:ASN:OD1	2.10	0.52
72:TB:20:THR:OG1	72:TB:22:LYS:HD3	2.09	0.52
79:AC:36:LEU:HD12	79:AC:38:ILE:N	2.22	0.52
82:DC:31:GLY:HA3	82:DC:158:ASN:ND2	2.25	0.52
82:DC:226:ALA:HA	82:DC:240:MET:HE3	1.91	0.52
1:A:573:C:OP1	1:A:1137:A:H3'	2.10	0.52
1:A:1126:G:H5''	45:SA:11:ARG:NE	2.24	0.52
1:A:1249:U:H2'	1:A:1250:U:H5'	1.91	0.52
2:B:2436:U:H2'	2:B:2437:G:H5'	1.91	0.52
2:B:2967:A:H5''	6:F:213:GLY:C	2.30	0.52
2:B:3040:A:H5''	27:AA:12:ARG:CG	2.40	0.52
2:B:3066:U:H2'	2:B:3067:C:H6	1.74	0.52
2:B:3104:U:H3'	2:B:3128:G:N1	2.24	0.52
2:B:3182:G:H4'	20:T:161:LYS:CD	2.36	0.52
6:F:116:VAL:O	6:F:125:ALA:HB3	2.10	0.52
10:J:45:GLY:C	10:J:47:PHE:H	2.13	0.52
10:J:175:LYS:HB3	18:R:112:LEU:O	2.09	0.52
17:Q:93:ILE:HD11	39:MA:114:ARG:HH21	1.75	0.52
18:R:84:LYS:HA	18:R:87:ALA:HB3	1.92	0.52
24:X:132:THR:O	24:X:133:ALA:HB3	2.10	0.52
27:AA:19:VAL:HG23	27:AA:50:PRO:O	2.10	0.52
38:LA:31:ARG:HD3	38:LA:32:ALA:H	1.75	0.52
40:NA:57:LEU:HA	40:NA:60:LEU:CB	2.38	0.52
48:VA:5:ARG:HA	48:VA:8:LYS:CD	2.26	0.52
48:VA:27:VAL:HG12	48:VA:84:VAL:HG11	1.92	0.52
48:VA:55:LYS:O	48:VA:58:MET:HB2	2.10	0.52
53:AB:98:ALA:CA	53:AB:188:ILE:HD12	2.34	0.52
54:BB:68:ARG:HH11	54:BB:76:VAL:CG1	2.23	0.52
57:EB:126:LEU:HD12	57:EB:173:TYR:CE2	2.45	0.52
60:HB:46:LEU:O	60:HB:50:THR:HG23	2.10	0.52
61:IB:2:SER:N	61:IB:82:ARG:HA	2.24	0.52
61:IB:38:ALA:HB3	61:IB:42:PHE:HB2	1.91	0.52
66:NB:51:PRO:O	66:NB:55:VAL:HG12	2.09	0.52
68:PB:72:ILE:HG23	68:PB:79:TYR:HB2	1.92	0.52
75:WB:90:LYS:NZ	75:WB:105:THR:HG21	2.24	0.52
82:DC:169:VAL:HB	82:DC:174:LEU:HD13	1.91	0.52

Continued on next page...

Continued from previous page...

Atom-1	Atom-2	Interatomic distance (Å)	Clash overlap (Å)
1:A:596:C:H2'	1:A:597:G:H8	1.75	0.51
1:A:780:A:C8	74:VB:8:ARG:HB3	2.45	0.51
2:B:282:G:N1	19:S:181:ASN:HB3	2.25	0.51
2:B:904:A:H5''	2:B:1537:A:C5'	2.34	0.51
2:B:1434:G:O2'	2:B:1435:A:H5'	2.10	0.51
2:B:1592:G:H3'	2:B:1593:A:C5'	2.40	0.51
2:B:2247:G:H21	2:B:2271:A:H2'	1.75	0.51
2:B:2896:A:H5''	44:RA:124:LYS:HZ1	1.74	0.51
5:E:209:SER:O	5:E:210:MET:HB3	2.10	0.51
8:H:42:VAL:HG13	8:H:118:LYS:NZ	2.25	0.51
10:J:40:LEU:HB2	10:J:52:VAL:HG23	1.91	0.51
13:M:88:TYR:CD1	13:M:154:VAL:HG12	2.45	0.51
18:R:49:PRO:HB3	18:R:78:THR:CG2	2.38	0.51
21:U:32:THR:HA	21:U:58:ILE:HD13	1.92	0.51
25:Y:112:ASN:O	25:Y:116:ARG:HB2	2.10	0.51
30:DA:87:LYS:HB3	30:DA:95:VAL:O	2.11	0.51
39:MA:5:LYS:HE3	39:MA:7:TYR:CD2	2.45	0.51
40:NA:73:ALA:O	40:NA:77:LEU:HB2	2.09	0.51
48:VA:71:PRO:C	48:VA:73:PHE:H	2.14	0.51
48:VA:104:ARG:HB2	48:VA:184:GLY:HA3	1.91	0.51
61:IB:75:VAL:HG21	61:IB:117:VAL:CG1	2.40	0.51
61:IB:83:THR:HA	61:IB:111:VAL:HG12	1.93	0.51
75:WB:41:ILE:HG13	75:WB:43:ASP:H	1.74	0.51
82:DC:142:VAL:HA	82:DC:145:GLN:HB2	1.93	0.51
82:DC:829:LYS:HE3	82:DC:831:GLU:HG2	1.91	0.51
1:A:343:C:H2'	1:A:344:A:H8	1.73	0.51
1:A:606:A:H1'	1:A:609:U:OP1	2.11	0.51
1:A:875:G:H4'	1:A:936:G:O2'	2.10	0.51
2:B:371:G:H4'	2:B:396:A:H61	1.76	0.51
2:B:561:C:O2'	2:B:562:C:H5'	2.11	0.51
2:B:630:A:H2'	2:B:631:U:O4'	2.10	0.51
2:B:774:G:H2'	2:B:774:G:N3	2.25	0.51
2:B:964:G:H1'	32:FA:40:HIS:CD2	2.45	0.51
2:B:1164:G:N2	2:B:1335:C:O2	2.30	0.51
2:B:1184:A:O3'	18:R:43:LYS:HE2	2.11	0.51
2:B:1309:U:H5''	2:B:1311:G:OP1	2.10	0.51
2:B:1338:C:H5''	36:JA:60:ASN:HD21	1.73	0.51
2:B:1438:U:H2'	2:B:1439:U:O4'	2.10	0.51
2:B:1646:G:H1'	2:B:1808:G:N2	2.25	0.51
2:B:1840:U:C5	2:B:1850:A:H4'	2.45	0.51
2:B:2138:A:H2'	41:OA:3:LYS:CG	2.40	0.51

Continued on next page...

Continued from previous page...

Atom-1	Atom-2	Interatomic distance (Å)	Clash overlap (Å)
2:B:2200:U:H3	2:B:2244:A:H61	1.57	0.51
2:B:2344:U:H2'	2:B:2345:A:C8	2.45	0.51
2:B:2727:A:N1	32:FA:43:ILE:HG23	2.26	0.51
2:B:2922:G:H1'	2:B:2951:G:N2	2.25	0.51
4:D:15:C:H5'	9:I:16:PHE:HE1	1.73	0.51
4:D:15:C:H5'	9:I:16:PHE:CE1	2.45	0.51
6:F:103:PRO:HB3	6:F:161:ASP:HA	1.92	0.51
8:H:280:ILE:HD11	22:V:105:ARG:HA	1.92	0.51
9:I:99:TYR:CE2	9:I:164:LYS:HB3	2.45	0.51
10:J:37:GLY:O	10:J:91:VAL:HG22	2.11	0.51
12:L:221:ASN:O	12:L:225:LYS:HE2	2.09	0.51
18:R:50:LYS:HE3	18:R:82:SER:OG	2.10	0.51
24:X:38:LYS:HD3	24:X:58:ILE:CD1	2.40	0.51
27:AA:33:ASN:HD21	27:AA:64:LYS:H	1.57	0.51
30:DA:115:ARG:O	30:DA:119:ILE:HG13	2.10	0.51
31:EA:36:HIS:C	31:EA:38:PHE:H	2.12	0.51
39:MA:54:VAL:O	39:MA:58:ILE:HG13	2.09	0.51
40:NA:95:ALA:O	40:NA:99:ARG:HB2	2.09	0.51
48:VA:64:ARG:HA	48:VA:67:LEU:HD12	1.91	0.51
53:AB:92:GLN:O	53:AB:93:ASP:O	2.27	0.51
54:BB:150:PRO:CG	54:BB:151:ASP:H	2.21	0.51
54:BB:152:PRO:HG3	56:DB:208:TYR:OH	2.10	0.51
56:DB:162:VAL:O	56:DB:168:THR:HA	2.11	0.51
58:FB:76:THR:HG22	58:FB:108:PRO:CD	2.40	0.51
63:KB:70:LYS:O	63:KB:74:ILE:HG13	2.10	0.51
63:KB:100:LYS:HE2	63:KB:104:ARG:HH11	1.76	0.51
66:NB:42:GLU:HG3	66:NB:45:ARG:HH21	1.76	0.51
68:PB:46:VAL:HG13	68:PB:72:ILE:HB	1.93	0.51
74:VB:105:ARG:O	74:VB:109:LYS:HG3	2.10	0.51
82:DC:155:VAL:HG23	82:DC:202:VAL:HG21	1.91	0.51
82:DC:309:GLY:H	82:DC:312:LYS:HE3	1.75	0.51
1:A:397:A:O2'	58:FB:50:GLY:HA2	2.11	0.51
1:A:751:G:H2'	1:A:752:A:O4'	2.11	0.51
1:A:1316:G:H4'	67:OB:10:LYS:CE	2.38	0.51
2:B:14:U:H3'	2:B:14:U:OP2	2.10	0.51
2:B:94:G:H4'	32:FA:53:PHE:CE2	2.45	0.51
2:B:748:U:OP1	33:GA:31:SER:HB3	2.10	0.51
2:B:1117:G:O5'	33:GA:5:LYS:HB3	2.11	0.51
2:B:1347:U:H2'	2:B:1355:A:N6	2.26	0.51
2:B:1391:C:C2	36:JA:103:LYS:HB3	2.45	0.51
2:B:1669:C:OP1	38:LA:24:LYS:HD3	2.09	0.51

Continued on next page...

Continued from previous page...

Atom-1	Atom-2	Interatomic distance (Å)	Clash overlap (Å)
2:B:1768:U:C3'	2:B:1769:G:H5''	2.39	0.51
2:B:2434:U:H4'	2:B:2435:G:O5'	2.10	0.51
2:B:2774:C:H2'	2:B:2775:U:C6	2.45	0.51
2:B:2778:G:H3'	2:B:2779:A:H5''	1.91	0.51
2:B:2838:A:H62	2:B:2850:G:N2	2.07	0.51
2:B:3160:U:H2'	2:B:3161:C:C6	2.46	0.51
2:B:3242:G:N7	7:G:150:ARG:HD2	2.25	0.51
6:F:41:ILE:HD11	6:F:64:ARG:HG3	1.91	0.51
7:G:129:ALA:O	7:G:130:PHE:HB2	2.10	0.51
8:H:181:VAL:C	8:H:183:LYS:H	2.14	0.51
9:I:234:ASP:O	9:I:237:GLU:HB3	2.10	0.51
11:K:54:GLU:OE2	11:K:190:THR:HG21	2.09	0.51
11:K:102:VAL:HG12	11:K:130:ILE:HD13	1.91	0.51
12:L:150:LEU:HD22	12:L:151:VAL:N	2.26	0.51
13:M:72:LYS:HD3	13:M:72:LYS:C	2.31	0.51
15:O:171:VAL:HG13	15:O:172:LEU:N	2.26	0.51
17:Q:56:PRO:HD2	17:Q:73:ARG:O	2.10	0.51
18:R:85:TRP:HE1	18:R:91:CYS:HB2	1.74	0.51
26:Z:33:TYR:O	26:Z:37:LEU:HB2	2.10	0.51
31:EA:112:LYS:O	31:EA:115:LYS:HB3	2.10	0.51
35:IA:55:LEU:O	35:IA:59:ILE:HG13	2.11	0.51
36:JA:89:THR:HA	36:JA:117:ILE:HG22	1.92	0.51
39:MA:6:ALA:HB1	39:MA:10:ARG:HH12	1.74	0.51
49:WA:16:HIS:CD2	49:WA:20:VAL:HG22	2.46	0.51
49:WA:26:SER:HB2	49:WA:73:LEU:HD13	1.92	0.51
50:XA:174:TRP:HA	50:XA:177:LEU:HD12	1.91	0.51
50:XA:180:GLU:HA	50:XA:183:ARG:HD3	1.93	0.51
61:IB:107:VAL:CG1	61:IB:108:PRO:HD2	2.38	0.51
61:IB:123:VAL:HG23	61:IB:142:VAL:HA	1.91	0.51
68:PB:54:LEU:H	68:PB:54:LEU:HD22	1.76	0.51
69:QB:121:GLY:O	69:QB:122:ARG:HD2	2.10	0.51
83:EC:6774:U:H5	83:EC:6775:U:H3	1.57	0.51
1:A:463:U:H2'	1:A:464:A:O4'	2.10	0.51
1:A:1304:G:H5'	1:A:1322:A:OP2	2.10	0.51
2:B:135:C:C5	39:MA:94:LYS:HD2	2.44	0.51
2:B:135:C:O2	39:MA:93:THR:HB	2.11	0.51
2:B:754:G:H2'	2:B:755:A:C8	2.45	0.51
2:B:884:A:H2'	41:OA:2:GLY:N	2.25	0.51
2:B:1210:U:H5'	13:M:63:LYS:HE3	1.92	0.51
2:B:2145:A:H4'	2:B:2958:A:O3'	2.10	0.51
2:B:2407:C:H4'	2:B:2620:G:O4'	2.10	0.51

Continued on next page...

Continued from previous page...

Atom-1	Atom-2	Interatomic distance (Å)	Clash overlap (Å)
2:B:2666:C:H1'	2:B:2691:A:C2	2.46	0.51
2:B:2814:G:OP2	8:H:73:ARG:NH2	2.43	0.51
2:B:3334:U:C5	28:BA:50:ALA:HB3	2.45	0.51
4:D:55:A:C4	15:O:9:MET:HB3	2.46	0.51
7:G:144:ILE:O	7:G:148:LEU:HB2	2.11	0.51
8:H:23:PRO:HG2	8:H:25:VAL:HG23	1.92	0.51
16:P:114:ARG:NH1	16:P:118:ASP:O	2.44	0.51
20:T:19:LEU:O	20:T:23:VAL:HG23	2.10	0.51
20:T:61:ALA:HB1	20:T:66:LYS:HG3	1.91	0.51
21:U:30:ARG:O	21:U:34:GLN:HB2	2.10	0.51
23:W:58:HIS:HB3	23:W:60:LYS:HZ3	1.75	0.51
24:X:91:TYR:OH	24:X:136:LYS:HD3	2.11	0.51
25:Y:96:ILE:HG13	25:Y:97:LYS:H	1.76	0.51
31:EA:104:PRO:HA	31:EA:107:ARG:HB2	1.92	0.51
32:FA:96:LYS:C	32:FA:98:THR:H	2.14	0.51
41:OA:24:ARG:CZ	41:OA:24:ARG:HA	2.40	0.51
42:PA:47:GLY:HA3	42:PA:50:SER:O	2.10	0.51
43:QA:15:LYS:O	43:QA:19:GLN:HG3	2.10	0.51
49:WA:176:LYS:HG2	49:WA:197:SER:O	2.11	0.51
52:ZA:148:LEU:HB2	52:ZA:174:ARG:NH2	2.24	0.51
55:CB:132:VAL:HG11	55:CB:199:ILE:HG12	1.93	0.51
58:FB:82:VAL:HB	58:FB:196:LEU:HD21	1.92	0.51
58:FB:176:SER:O	58:FB:178:ARG:HG2	2.11	0.51
61:IB:149:ALA:O	61:IB:152:GLN:HG3	2.11	0.51
75:WB:68:ARG:HA	83:EC:6867:C:O2'	2.10	0.51
82:DC:740:VAL:HA	82:DC:743:ILE:CG2	2.41	0.51
1:A:398:G:H5''	58:FB:49:ARG:CG	2.38	0.51
1:A:562:G:H21	80:BC:14:VAL:HG11	1.74	0.51
1:A:567:A:H61	1:A:580:A:H61	1.58	0.51
1:A:855:A:H3'	1:A:856:A:C5'	2.41	0.51
2:B:118:U:H3'	2:B:119:U:C6	2.46	0.51
2:B:155:G:H21	40:NA:26:ILE:HG21	1.75	0.51
2:B:289:A:O2'	2:B:290:G:H5'	2.10	0.51
2:B:351:A:H61	43:QA:38:ASN:HA	1.72	0.51
2:B:705:A:H62	32:FA:74:ASN:HB3	1.75	0.51
2:B:1268:G:O2'	2:B:1269:U:H5'	2.11	0.51
2:B:1364:C:H5''	22:V:3:ILE:CG1	2.41	0.51
2:B:1535:A:N6	2:B:1586:G:H21	2.02	0.51
2:B:1682:U:H3	26:Z:82:LYS:HA	1.76	0.51
2:B:1705:U:N3	2:B:1786:G:H4'	2.25	0.51
2:B:1723:A:OP1	23:W:128:LYS:HE3	2.10	0.51

Continued on next page...

Continued from previous page...

Atom-1	Atom-2	Interatomic distance (Å)	Clash overlap (Å)
2:B:1919:G:H1'	2:B:1934:G:N2	2.25	0.51
2:B:2932:U:H5''	27:AA:41:GLY:HA2	1.92	0.51
2:B:2966:G:H5''	6:F:218:HIS:HE1	1.74	0.51
2:B:3040:A:O2'	2:B:3041:U:H5'	2.10	0.51
2:B:3105:U:H2'	2:B:3106:A:O4'	2.10	0.51
3:C:73:U:H2'	3:C:74:U:O4'	2.10	0.51
4:D:15:C:O3'	9:I:8:LYS:HD3	2.11	0.51
6:F:150:LEU:HD12	6:F:154:ALA:HB3	1.92	0.51
7:G:158:VAL:HG12	7:G:159:ARG:N	2.25	0.51
9:I:146:LEU:HD12	9:I:147:ASP:H	1.73	0.51
10:J:96:VAL:HG11	10:J:141:VAL:HG13	1.93	0.51
13:M:73:SER:HA	13:M:76:ASP:CB	2.41	0.51
13:M:150:SER:O	13:M:154:VAL:HG23	2.09	0.51
16:P:94:LYS:HD2	16:P:99:LYS:HG2	1.93	0.51
17:Q:106:GLN:HB3	40:NA:18:THR:HG23	1.92	0.51
18:R:94:TRP:CD2	18:R:100:ALA:HB2	2.46	0.51
19:S:143:ARG:HA	19:S:152:CYS:SG	2.50	0.51
21:U:126:ARG:CD	21:U:138:LYS:HB2	2.40	0.51
31:EA:134:LEU:HB3	31:EA:136:PHE:CE1	2.46	0.51
34:HA:16:LEU:HA	34:HA:19:LYS:HB2	1.93	0.51
36:JA:8:LYS:O	36:JA:10:VAL:HG23	2.10	0.51
37:KA:69:GLY:HA2	37:KA:85:PHE:HA	1.93	0.51
40:NA:9:ILE:HG22	40:NA:13:LYS:HD3	1.92	0.51
46:TA:65:THR:HG21	46:TA:89:LYS:HG2	1.92	0.51
48:VA:58:MET:HA	48:VA:61:ARG:CB	2.37	0.51
49:WA:5:GLU:HB2	49:WA:316:MET:O	2.10	0.51
49:WA:141:LEU:H	49:WA:141:LEU:HD23	1.75	0.51
53:AB:223:LYS:N	53:AB:223:LYS:HE2	2.26	0.51
57:EB:91:ILE:HD11	57:EB:128:ASP:O	2.10	0.51
65:MB:85:ILE:HG21	65:MB:111:MET:HG3	1.92	0.51
69:QB:77:ASN:HB3	69:QB:95:ASP:HA	1.93	0.51
69:QB:100:ILE:O	69:QB:104:VAL:HG23	2.11	0.51
70:RB:51:VAL:CG1	70:RB:94:GLU:HB2	2.40	0.51
75:WB:62:VAL:O	75:WB:66:VAL:HG23	2.10	0.51
82:DC:504:LEU:O	82:DC:508:LEU:HG	2.11	0.51
82:DC:740:VAL:HA	82:DC:743:ILE:HG23	1.92	0.51
1:A:11:A:O2'	1:A:12:U:H5'	2.11	0.51
1:A:301:A:H2'	1:A:302:U:H6	1.76	0.51
1:A:569:C:H2'	1:A:570:A:O4'	2.11	0.51
1:A:1390:U:O2'	1:A:1391:A:H8	1.94	0.51
1:A:1753:A:H2'	1:A:1754:A:C8	2.45	0.51

Continued on next page...

Continued from previous page...

Atom-1	Atom-2	Interatomic distance (Å)	Clash overlap (Å)
2:B:126:U:H1'	19:S:57:GLN:NE2	2.24	0.51
2:B:276:U:H2'	2:B:277:G:O4'	2.10	0.51
2:B:277:G:O2'	19:S:93:LYS:HE3	2.11	0.51
2:B:403:C:H2'	2:B:404:G:H5''	1.93	0.51
2:B:886:C:H5'	2:B:1850:A:O2'	2.11	0.51
2:B:2723:U:H5'	25:Y:89:LEU:CB	2.41	0.51
2:B:3118:C:H2'	2:B:3119:U:C6	2.45	0.51
2:B:3246:G:H4'	2:B:3247:G:C8	2.45	0.51
3:C:35:C:H2'	3:C:36:G:H8	1.76	0.51
3:C:37:A:P	39:MA:86:ARG:HB2	2.50	0.51
7:G:296:THR:HG22	7:G:297:SER:N	2.20	0.51
13:M:84:LYS:HD3	13:M:191:LEU:OXT	2.10	0.51
15:O:94:ARG:O	15:O:95:ASN:HB2	2.09	0.51
16:P:58:VAL:HB	16:P:79:SER:OG	2.09	0.51
16:P:109:ILE:HG23	16:P:110:ILE:CD1	2.38	0.51
20:T:47:PHE:CZ	20:T:140:LYS:HG2	2.45	0.51
21:U:127:ARG:HB3	21:U:139:TYR:O	2.10	0.51
22:V:84:VAL:CG2	22:V:141:ARG:HH21	2.24	0.51
44:RA:97:ARG:HE	44:RA:122:ARG:HD3	1.76	0.51
50:XA:135:GLU:OE1	50:XA:135:GLU:HA	2.10	0.51
54:BB:123:LEU:HD21	54:BB:235:TYR:CB	2.41	0.51
54:BB:196:VAL:HG12	54:BB:197:HIS:ND1	2.26	0.51
55:CB:148:ARG:HB3	78:ZB:22:ARG:NH2	2.25	0.51
64:LB:130:GLY:C	64:LB:134:GLY:HA2	2.30	0.51
65:MB:110:GLU:HB2	68:PB:119:ILE:HD11	1.92	0.51
69:QB:73:VAL:HG12	69:QB:77:ASN:ND2	2.25	0.51
82:DC:153:PRO:CD	82:DC:200:VAL:HG22	2.36	0.51
82:DC:586:ILE:CD1	82:DC:708:THR:HG22	2.40	0.51
83:EC:6926:U:H2'	83:EC:6927:U:C5	2.45	0.51
1:A:177:U:O2'	1:A:178:U:H5''	2.11	0.51
1:A:235:G:H2'	1:A:236:A:O4'	2.11	0.51
1:A:608:U:HO2'	1:A:609:U:H5	1.58	0.51
1:A:1753:A:H2'	1:A:1754:A:H8	1.76	0.51
2:B:95:A:C4	2:B:96:G:H1'	2.46	0.51
2:B:106:A:H2'	2:B:107:A:O4'	2.11	0.51
2:B:221:A:H1'	2:B:223:U:OP2	2.11	0.51
2:B:268:A:N1	2:B:295:A:H5'	2.25	0.51
2:B:428:A:H4'	37:KA:88:ASN:HD22	1.76	0.51
2:B:858:A:O2'	2:B:859:G:H5'	2.10	0.51
2:B:1117:G:H5'	33:GA:5:LYS:HD3	1.92	0.51
2:B:1188:U:O2'	2:B:1189:C:H5'	2.11	0.51

Continued on next page...

Continued from previous page...

Atom-1	Atom-2	Interatomic distance (Å)	Clash overlap (Å)
2:B:1230:G:O2'	48:VA:35:SER:N	2.44	0.51
2:B:1242:G:N9	82:DC:754:VAL:HB	2.26	0.51
2:B:2158:A:H4'	2:B:2159:U:H5''	1.93	0.51
2:B:2271:A:C3'	2:B:2272:G:H5'	2.41	0.51
2:B:2362:C:H2'	2:B:2363:A:O4'	2.10	0.51
2:B:2365:C:H5''	2:B:2986:U:H4'	1.92	0.51
2:B:2397:A:H3'	2:B:2397:A:N3	2.25	0.51
2:B:3365:U:C2'	2:B:3366:G:H5'	2.40	0.51
2:B:3392:U:H2'	2:B:3393:U:H6	1.73	0.51
5:E:64:SER:N	5:E:107:TYR:HA	2.26	0.51
5:E:114:GLU:HG3	5:E:115:VAL:N	2.26	0.51
9:I:53:VAL:HG23	9:I:146:LEU:HD13	1.92	0.51
12:L:82:LEU:HD21	12:L:87:ALA:HB2	1.93	0.51
13:M:109:ALA:O	13:M:110:LYS:HB2	2.11	0.51
14:N:52:LEU:HB2	14:N:152:LEU:HD13	1.93	0.51
21:U:28:ASN:ND2	21:U:84:PRO:HB3	2.26	0.51
23:W:164:LEU:O	23:W:167:ARG:HG3	2.11	0.51
27:AA:93:LEU:HB2	28:BA:20:LEU:HD22	1.92	0.51
40:NA:50:LEU:HD23	40:NA:55:ARG:HA	1.92	0.51
47:UA:36:ARG:O	47:UA:45:LYS:HB2	2.11	0.51
48:VA:53:MET:HA	48:VA:85:GLY:HA3	1.93	0.51
50:XA:45:VAL:HG12	50:XA:46:HIS:N	2.26	0.51
52:ZA:63:VAL:O	52:ZA:134:LEU:HD12	2.10	0.51
54:BB:42:LEU:HD21	54:BB:47:PHE:HB2	1.92	0.51
54:BB:129:VAL:HG12	54:BB:156:VAL:HG23	1.93	0.51
55:CB:146:THR:HG22	55:CB:157:ARG:HB3	1.91	0.51
55:CB:210:ALA:O	55:CB:214:LYS:HB2	2.11	0.51
60:HB:73:VAL:O	60:HB:77:ARG:HB2	2.11	0.51
63:KB:34:ILE:O	63:KB:38:VAL:HG23	2.11	0.51
66:NB:115:THR:HA	66:NB:118:ILE:CG2	2.35	0.51
67:OB:86:PRO:O	67:OB:87:GLU:C	2.48	0.51
68:PB:88:ARG:HH21	68:PB:108:LYS:HG3	1.76	0.51
68:PB:126:ARG:HA	68:PB:129:TRP:CE3	2.46	0.51
69:QB:110:LYS:HA	69:QB:110:LYS:HE3	1.93	0.51
70:RB:21:LYS:HB2	70:RB:94:GLU:HG2	1.93	0.51
71:SB:9:VAL:O	71:SB:10:GLU:HB3	2.11	0.51
72:TB:88:LYS:O	72:TB:92:ASN:HB2	2.10	0.51
82:DC:190:SER:HB3	82:DC:201:GLN:HE21	1.75	0.51
83:EC:6767:G:C3'	83:EC:6768:U:H5''	2.39	0.51
1:A:64:U:C3'	1:A:65:A:H5''	2.40	0.51
1:A:430:G:H2'	1:A:431:C:H6	1.74	0.51

Continued on next page...

Continued from previous page...

Atom-1	Atom-2	Interatomic distance (Å)	Clash overlap (Å)
1:A:449:C:H2'	1:A:450:U:H6	1.76	0.51
1:A:869:A:H61	1:A:958:U:H3	1.59	0.51
1:A:1099:U:H5''	72:TB:71:LYS:NZ	2.25	0.51
1:A:1408:G:H2'	1:A:1409:G:C8	2.46	0.51
1:A:1759:C:H2'	1:A:1760:G:O4'	2.09	0.51
2:B:642:U:H2'	2:B:644:G:N7	2.26	0.51
2:B:773:G:C2	2:B:774:G:H1'	2.46	0.51
2:B:878:G:H5'	2:B:880:G:O4'	2.11	0.51
2:B:911:C:O2'	2:B:912:G:H5'	2.11	0.51
2:B:927:C:H2'	2:B:928:C:C6	2.46	0.51
2:B:1380:G:H5''	8:H:191:LYS:H	1.76	0.51
2:B:1535:A:H62	2:B:1586:G:N2	2.01	0.51
2:B:1639:C:H2'	2:B:1640:G:C8	2.46	0.51
2:B:1688:U:C4	26:Z:78:TYR:HB2	2.45	0.51
2:B:2394:G:O2'	7:G:258:ALA:HA	2.10	0.51
2:B:2624:G:O2'	2:B:2625:C:H5'	2.10	0.51
2:B:2775:U:H4'	2:B:2777:G:H1	1.73	0.51
2:B:2836:C:H2'	2:B:2837:A:H5'	1.92	0.51
2:B:3376:A:OP1	35:IA:18:LYS:HD2	2.11	0.51
3:C:125:U:O2	3:C:125:U:H3'	2.11	0.51
7:G:249:VAL:HG12	7:G:251:CYS:O	2.10	0.51
7:G:356:LEU:H	7:G:356:LEU:HD23	1.76	0.51
8:H:38:VAL:HG11	8:H:121:ALA:HB3	1.93	0.51
9:I:183:TRP:HB2	9:I:190:ILE:HD13	1.92	0.51
11:K:179:LEU:H	11:K:179:LEU:HD13	1.75	0.51
12:L:92:LYS:HB3	12:L:92:LYS:HZ2	1.75	0.51
22:V:163:PRO:HG2	22:V:165:ILE:CG2	2.41	0.51
40:NA:39:PHE:O	40:NA:43:LEU:HD23	2.10	0.51
44:RA:79:GLU:HG3	44:RA:82:LEU:H	1.75	0.51
49:WA:242:SER:HB3	49:WA:292:LEU:HD23	1.92	0.51
50:XA:62:ARG:HD2	71:SB:36:VAL:CG1	2.39	0.51
52:ZA:54:GLU:HA	52:ZA:57:PHE:CD2	2.46	0.51
54:BB:82:TYR:CD1	54:BB:83:PRO:HD2	2.46	0.51
54:BB:128:LYS:O	54:BB:139:VAL:HA	2.11	0.51
69:QB:37:VAL:HG11	69:QB:100:ILE:HD11	1.92	0.51
70:RB:30:LYS:HD3	70:RB:33:GLN:HB2	1.93	0.51
71:SB:72:LEU:O	71:SB:76:ASP:HB2	2.10	0.51
1:A:478:A:H2'	1:A:479:C:C6	2.46	0.51
1:A:1316:G:H2'	1:A:1317:C:H6	1.76	0.51
1:A:1675:C:H2'	1:A:1676:U:O4'	2.10	0.51
2:B:209:A:C2	8:H:223:PRO:HD3	2.46	0.51

Continued on next page...

Continued from previous page...

Atom-1	Atom-2	Interatomic distance (Å)	Clash overlap (Å)
2:B:916:G:O2'	2:B:917:A:H5''	2.11	0.51
2:B:1074:U:H1'	33:GA:46:ALA:HB2	1.93	0.51
2:B:1186:G:H2'	2:B:1187:C:H6	1.76	0.51
2:B:1338:C:H4'	36:JA:60:ASN:ND2	2.26	0.51
2:B:1487:G:H2'	2:B:1488:G:H5''	1.92	0.51
2:B:1525:G:H3'	2:B:1526:U:C6	2.45	0.51
2:B:1533:U:H2'	2:B:1534:A:C8	2.44	0.51
2:B:1640:G:H2'	2:B:1641:U:C6	2.46	0.51
2:B:1665:C:O5'	2:B:1665:C:H6	1.92	0.51
2:B:2744:U:H2'	2:B:2745:G:C8	2.46	0.51
4:D:24:A:H2'	4:D:25:G:C8	2.46	0.51
7:G:78:VAL:HG21	7:G:311:PHE:CZ	2.44	0.51
7:G:340:LYS:HG2	7:G:341:SER:H	1.76	0.51
8:H:359:LEU:CD2	24:X:64:ILE:HA	2.41	0.51
11:K:224:ILE:HG21	24:X:39:SER:OG	2.11	0.51
12:L:187:GLY:HA2	12:L:190:VAL:CG1	2.40	0.51
13:M:49:ASN:H	13:M:49:ASN:HD22	1.58	0.51
15:O:8:PRO:HG2	15:O:10:ARG:HG2	1.92	0.51
17:Q:147:ILE:HG23	17:Q:150:PRO:CD	2.41	0.51
19:S:6:TYR:CD2	40:NA:40:VAL:HG13	2.45	0.51
19:S:47:LYS:HA	19:S:50:ARG:HG2	1.93	0.51
19:S:117:ASN:OD1	19:S:165:THR:HB	2.11	0.51
20:T:23:VAL:O	20:T:27:LEU:HG	2.10	0.51
21:U:17:ALA:HB2	21:U:98:ALA:HA	1.93	0.51
25:Y:39:ILE:HD12	25:Y:102:ARG:HB2	1.93	0.51
31:EA:36:HIS:N	31:EA:37:PRO:HD3	2.26	0.51
36:JA:78:ASN:HA	36:JA:108:ILE:HD13	1.92	0.51
46:TA:61:LYS:NZ	46:TA:61:LYS:HB2	2.26	0.51
50:XA:62:ARG:NH2	71:SB:39:VAL:HG22	2.26	0.51
54:BB:15:PRO:HG2	54:BB:18:TRP:CD2	2.46	0.51
56:DB:75:LEU:O	56:DB:94:ARG:HG3	2.10	0.51
59:GB:135:ALA:HA	59:GB:139:GLN:O	2.10	0.51
67:OB:113:LEU:HD12	67:OB:114:GLY:N	2.26	0.51
68:PB:41:ARG:HD3	69:QB:45:MET:HA	1.92	0.51
69:QB:28:LEU:HD23	69:QB:54:PHE:HD2	1.76	0.51
74:VB:50:ALA:HB1	74:VB:54:ALA:CB	2.32	0.51
82:DC:586:ILE:HD12	82:DC:709:MET:HA	1.93	0.51
1:A:219:A:H3'	1:A:831:U:O2	2.11	0.51
1:A:258:C:H4'	58:FB:64:ASN:HB2	1.93	0.51
1:A:740:A:C2'	1:A:741:C:H5''	2.41	0.51
1:A:815:G:H2'	1:A:815:G:N3	2.25	0.51

Continued on next page...

Continued from previous page...

Atom-1	Atom-2	Interatomic distance (Å)	Clash overlap (Å)
1:A:1060:U:H3'	1:A:1061:A:H5''	1.92	0.51
1:A:1087:A:H2	1:A:1142:A:H4'	1.76	0.51
1:A:1661:U:H2'	1:A:1662:G:C8	2.46	0.51
1:A:1727:G:H2'	1:A:1728:A:C8	2.46	0.51
1:A:1765:A:H3'	1:A:1766:A:C5'	2.41	0.51
2:B:335:G:H2'	2:B:336:A:H8	1.73	0.51
2:B:351:A:H1'	3:C:53:A:O2'	2.11	0.51
2:B:669:U:H5''	22:V:153:PHE:HZ	1.76	0.51
2:B:1076:C:H1'	33:GA:42:ASN:HB2	1.93	0.51
2:B:1084:A:H2'	2:B:1085:A:H8	1.76	0.51
2:B:1256:G:H4'	16:P:127:SER:CB	2.39	0.51
2:B:1372:C:OP2	32:FA:7:LYS:HG2	2.11	0.51
2:B:2968:G:N7	6:F:214:GLY:HA2	2.26	0.51
2:B:3037:U:H5''	7:G:348:ARG:HD2	1.93	0.51
2:B:3113:A:H5''	2:B:3118:C:H41	1.74	0.51
2:B:3321:C:OP1	7:G:172:ALA:HA	2.11	0.51
5:E:103:LEU:HB3	5:E:110:PHE:HZ	1.76	0.51
7:G:93:VAL:HG13	7:G:95:THR:HG22	1.93	0.51
7:G:141:GLY:HA2	7:G:144:ILE:HB	1.93	0.51
9:I:69:ILE:HD13	25:Y:32:LYS:HG2	1.93	0.51
9:I:152:ARG:CG	9:I:154:THR:HG23	2.41	0.51
10:J:170:LYS:O	10:J:174:LEU:HB2	2.11	0.51
11:K:224:ILE:CG1	24:X:36:ILE:HG12	2.41	0.51
15:O:74:PRO:O	15:O:78:GLU:HG3	2.11	0.51
18:R:95:ALA:HA	18:R:100:ALA:CB	2.42	0.51
19:S:114:ARG:HA	19:S:114:ARG:NE	2.26	0.51
20:T:76:PRO:HB3	20:T:138:LEU:HD23	1.93	0.51
22:V:33:TYR:HA	22:V:36:LEU:HG	1.93	0.51
26:Z:90:ARG:NH1	26:Z:94:ARG:HA	2.26	0.51
30:DA:23:PRO:HD2	30:DA:26:GLN:CD	2.31	0.51
31:EA:21:LYS:HG2	31:EA:46:ILE:HD12	1.93	0.51
34:HA:44:ILE:HG21	34:HA:53:LYS:HA	1.92	0.51
39:MA:63:ARG:O	39:MA:67:ARG:HG3	2.11	0.51
41:OA:47:TYR:HB3	41:OA:49:TRP:NE1	2.26	0.51
47:UA:32:GLN:HA	47:UA:37:TYR:HE2	1.76	0.51
48:VA:176:LEU:HB2	48:VA:178:ILE:HD13	1.92	0.51
50:XA:118:PRO:HG2	50:XA:141:ILE:HD13	1.93	0.51
52:ZA:237:VAL:HA	71:SB:33:GLN:NE2	2.15	0.51
53:AB:140:GLY:HA3	53:AB:182:LEU:HG	1.91	0.51
54:BB:77:ARG:CZ	54:BB:77:ARG:HA	2.41	0.51
58:FB:46:VAL:CG2	58:FB:54:LYS:HB3	2.40	0.51

Continued on next page...

Continued from previous page...

Atom-1	Atom-2	Interatomic distance (Å)	Clash overlap (Å)
73:UB:74:VAL:O	73:UB:82:LYS:HA	2.10	0.51
82:DC:32:LYS:HB2	82:DC:128:VAL:HG21	1.92	0.51
82:DC:702:GLY:C	82:DC:704:GLN:H	2.14	0.51
83:EC:6764:C:H2'	83:EC:6765:A:H8	1.76	0.51
1:A:7:G:H4'	1:A:573:C:H4'	1.93	0.50
1:A:20:G:H5'	1:A:571:G:N7	2.26	0.50
1:A:158:U:H2'	1:A:160:C:OP2	2.11	0.50
1:A:318:U:C2'	1:A:319:U:H5'	2.41	0.50
1:A:480:G:H2'	1:A:481:A:O4'	2.11	0.50
1:A:613:G:H5'	1:A:1099:U:C2	2.46	0.50
1:A:629:U:H1'	2:B:846:A:N7	2.26	0.50
1:A:856:A:N7	57:EB:97:ARG:HB2	2.25	0.50
1:A:960:U:H4'	63:KB:51:GLY:C	2.32	0.50
1:A:1773:C:H5'	45:SA:4:LYS:CB	2.39	0.50
2:B:181:U:H2'	2:B:182:U:C4'	2.31	0.50
2:B:347:G:H2'	2:B:348:A:H8	1.76	0.50
2:B:648:C:N4	2:B:2375:G:H5'	2.26	0.50
2:B:804:C:O2'	8:H:74:ILE:HG22	2.10	0.50
2:B:1219:C:OP1	48:VA:8:LYS:HE2	2.11	0.50
2:B:1546:A:H5''	19:S:105:ARG:NH2	2.21	0.50
2:B:1658:G:H1'	2:B:1796:G:C4	2.46	0.50
2:B:1664:G:H2'	2:B:1665:C:C6	2.46	0.50
2:B:1796:G:H1'	6:F:190:ARG:HH12	1.73	0.50
2:B:2363:A:H2'	2:B:2364:G:C8	2.47	0.50
2:B:2638:C:H2'	2:B:2639:G:O4'	2.11	0.50
2:B:2818:U:O2'	2:B:2870:C:N4	2.44	0.50
6:F:5:ILE:HB	6:F:209:HIS:CD2	2.46	0.50
6:F:82:VAL:HG22	47:UA:65:ALA:CB	2.41	0.50
6:F:184:ARG:HA	6:F:187:HIS:HB2	1.93	0.50
6:F:187:HIS:O	6:F:190:ARG:HB3	2.10	0.50
6:F:227:ARG:HA	6:F:238:ILE:HG22	1.93	0.50
7:G:44:THR:HG21	7:G:184:ASN:OD1	2.11	0.50
8:H:296:GLN:HA	8:H:299:ILE:CB	2.41	0.50
9:I:148:ILE:HG12	9:I:159:VAL:HG11	1.92	0.50
9:I:183:TRP:HA	9:I:190:ILE:HA	1.92	0.50
15:O:143:ARG:HG2	15:O:144:CYS:N	2.26	0.50
16:P:106:LEU:HD12	16:P:142:ARG:HE	1.76	0.50
16:P:135:THR:HG22	16:P:147:ASN:HA	1.94	0.50
17:Q:91:ARG:HH11	17:Q:91:ARG:CB	2.21	0.50
20:T:119:VAL:O	24:X:164:SER:HB3	2.11	0.50
27:AA:21:ALA:O	27:AA:35:TYR:HA	2.11	0.50

Continued on next page...

Continued from previous page...

Atom-1	Atom-2	Interatomic distance (Å)	Clash overlap (Å)
36:JA:6:HIS:HE1	36:JA:9:ILE:HD11	1.76	0.50
37:KA:16:TYR:HB2	37:KA:23:ASN:HB2	1.92	0.50
50:XA:181:VAL:HG23	50:XA:182:LEU:HG	1.94	0.50
53:AB:95:GLY:O	53:AB:126:VAL:HG13	2.11	0.50
54:BB:67:GLN:NE2	54:BB:69:HIS:NE2	2.59	0.50
54:BB:71:LYS:CB	54:BB:76:VAL:HA	2.40	0.50
54:BB:155:LYS:HE2	54:BB:155:LYS:CA	2.39	0.50
57:EB:30:SER:O	57:EB:32:PRO:HD2	2.10	0.50
59:GB:83:VAL:HG23	59:GB:85:VAL:HG23	1.92	0.50
60:HB:59:PHE:CE2	60:HB:62:GLN:HA	2.46	0.50
61:IB:64:VAL:HA	61:IB:129:ARG:CD	2.39	0.50
74:VB:4:ALA:HB3	74:VB:30:PRO:HD2	1.91	0.50
82:DC:286:THR:HA	82:DC:290:ASN:OD1	2.11	0.50
1:A:446:A:N6	1:A:461:G:H21	2.10	0.50
1:A:709:C:H3'	1:A:710:U:C5'	2.41	0.50
1:A:817:A:H1'	57:EB:110:GLN:CG	2.41	0.50
1:A:1468:U:O4'	69:QB:88:VAL:HG23	2.11	0.50
1:A:1483:A:H2'	1:A:1484:G:O4'	2.10	0.50
2:B:36:C:H4'	2:B:808:A:N1	2.26	0.50
2:B:81:C:H2'	2:B:82:C:C6	2.46	0.50
2:B:128:G:H5''	29:CA:45:LYS:NZ	2.26	0.50
2:B:428:A:H1'	37:KA:25:PRO:HB3	1.92	0.50
2:B:711:A:H3'	2:B:712:G:O4'	2.12	0.50
2:B:878:G:H5'	2:B:880:G:C1'	2.41	0.50
2:B:1226:G:C5'	2:B:3117:C:H1'	2.41	0.50
2:B:1257:C:H1'	16:P:123:ARG:NE	2.25	0.50
2:B:1566:A:C2'	2:B:1567:U:H5''	2.41	0.50
2:B:1645:U:O2'	2:B:1819:U:H4'	2.11	0.50
2:B:1678:G:C8	26:Z:77:LYS:HE2	2.46	0.50
2:B:1768:U:C2'	2:B:1769:G:H5''	2.41	0.50
2:B:2335:G:N1	2:B:2339:C:O2	2.39	0.50
2:B:2693:C:O2'	2:B:2706:G:H5''	2.12	0.50
2:B:2775:U:H4'	2:B:2777:G:C2	2.47	0.50
2:B:2858:U:H2'	2:B:2859:U:C2	2.47	0.50
2:B:3325:G:H5'	35:IA:104:LEU:O	2.12	0.50
3:C:4:C:H5'	21:U:61:ARG:HB2	1.93	0.50
7:G:46:PHE:CE2	7:G:81:THR:HB	2.46	0.50
8:H:26:PHE:HD1	8:H:127:ALA:HA	1.75	0.50
9:I:108:ARG:HA	9:I:251:PRO:HB2	1.93	0.50
13:M:88:TYR:CE2	13:M:155:SER:HA	2.46	0.50
14:N:49:CYS:HA	14:N:138:VAL:O	2.12	0.50

Continued on next page...

Continued from previous page...

Atom-1	Atom-2	Interatomic distance (Å)	Clash overlap (Å)
18:R:58:ILE:HG12	18:R:59:ASN:N	2.26	0.50
18:R:94:TRP:HZ3	18:R:99:TRP:HB3	1.76	0.50
19:S:140:LYS:HB3	19:S:144:ARG:HE	1.77	0.50
21:U:2:ALA:O	21:U:3:ARG:HB2	2.10	0.50
23:W:23:TRP:HB3	23:W:51:VAL:CG2	2.38	0.50
23:W:58:HIS:O	23:W:60:LYS:HD3	2.10	0.50
24:X:148:LEU:HG	24:X:150:PHE:CD2	2.46	0.50
31:EA:81:LEU:HD13	38:LA:93:PHE:CD2	2.45	0.50
34:HA:58:TYR:O	34:HA:61:MET:HG2	2.12	0.50
48:VA:15:LEU:HB2	48:VA:86:PHE:HE2	1.75	0.50
48:VA:28:VAL:HG13	48:VA:87:VAL:HG21	1.93	0.50
49:WA:205:SER:HB2	49:WA:206:PRO:CD	2.40	0.50
49:WA:253:ALA:CB	49:WA:262:VAL:HG22	2.41	0.50
52:ZA:40:LYS:O	52:ZA:44:LEU:HG	2.10	0.50
52:ZA:122:ALA:HA	52:ZA:125:ILE:HD12	1.93	0.50
53:AB:75:LYS:HB2	60:HB:22:VAL:HG11	1.93	0.50
54:BB:68:ARG:HD3	54:BB:76:VAL:HG11	1.94	0.50
56:DB:219:ARG:HD2	56:DB:219:ARG:O	2.10	0.50
63:KB:43:LYS:HB3	63:KB:45:LEU:HD13	1.94	0.50
69:QB:13:ASP:OD2	69:QB:13:ASP:N	2.45	0.50
72:TB:40:VAL:HA	72:TB:43:LYS:HB2	1.92	0.50
72:TB:44:HIS:HB2	72:TB:46:TYR:CD2	2.45	0.50
72:TB:65:LEU:H	72:TB:65:LEU:CD1	2.23	0.50
73:UB:74:VAL:HG12	73:UB:75:GLN:N	2.26	0.50
74:VB:20:ARG:NE	74:VB:74:LEU:HD22	2.26	0.50
82:DC:42:ARG:HE	82:DC:329:PRO:HB3	1.77	0.50
1:A:4:C:H41	1:A:606:A:H2	1.59	0.50
1:A:299:A:O2'	1:A:300:A:H5'	2.12	0.50
1:A:478:A:O3'	59:GB:124:HIS:HB2	2.11	0.50
1:A:1329:A:H2'	1:A:1330:G:O4'	2.10	0.50
1:A:1579:U:O2'	66:NB:139:GLN:HA	2.11	0.50
2:B:628:A:H2'	2:B:629:U:O4'	2.11	0.50
2:B:829:U:H1'	2:B:866:A:C6	2.47	0.50
2:B:1055:A:H1'	4:D:80:G:H21	1.76	0.50
2:B:1095:U:O2'	25:Y:126:VAL:HB	2.11	0.50
2:B:1123:U:C2'	2:B:1124:U:H5'	2.42	0.50
2:B:1169:A:H2'	2:B:1170:A:O4'	2.11	0.50
2:B:1513:G:N1	2:B:1515:A:H1'	2.26	0.50
2:B:1631:C:H3'	31:EA:48:ARG:NH2	2.25	0.50
2:B:1793:C:C5	6:F:179:LEU:HB2	2.47	0.50
2:B:2389:C:H1'	21:U:69:ARG:HH22	1.77	0.50

Continued on next page...

Continued from previous page...

Atom-1	Atom-2	Interatomic distance (Å)	Clash overlap (Å)
2:B:2527:G:O2'	12:L:244:ALA:HB3	2.11	0.50
2:B:2577:C:H2'	2:B:2578:U:C6	2.47	0.50
2:B:2664:C:OP2	15:O:142:LYS:HE3	2.11	0.50
2:B:2762:A:C2'	2:B:2763:U:H5'	2.41	0.50
3:C:37:A:H5''	3:C:39:G:H5'	1.92	0.50
4:D:1:G:N3	4:D:1:G:H2'	2.25	0.50
4:D:49:G:N7	9:I:58:LYS:HG3	2.25	0.50
11:K:224:ILE:HA	24:X:36:ILE:HG12	1.92	0.50
13:M:110:LYS:CB	13:M:128:VAL:HB	2.41	0.50
16:P:82:ILE:HD13	16:P:137:GLN:NE2	2.25	0.50
17:Q:115:ARG:HH12	17:Q:145:PHE:CB	2.25	0.50
21:U:21:TYR:CE1	21:U:123:PRO:HD2	2.46	0.50
21:U:86:LYS:HA	21:U:89:LYS:CB	2.40	0.50
26:Z:54:VAL:HG12	26:Z:67:SER:OG	2.11	0.50
32:FA:111:LYS:HE3	32:FA:113:LEU:HD21	1.92	0.50
55:CB:57:SER:O	55:CB:58:LEU:HB2	2.12	0.50
65:MB:47:ARG:NH2	65:MB:47:ARG:HB3	2.27	0.50
68:PB:70:VAL:HA	68:PB:73:MET:HE2	1.93	0.50
78:ZB:65:ARG:CZ	78:ZB:65:ARG:HA	2.41	0.50
82:DC:821:ALA:HA	82:DC:824:LYS:HE2	1.93	0.50
1:A:1275:A:C2	53:AB:180:GLY:HA2	2.38	0.50
1:A:1450:U:H2'	1:A:1451:C:C6	2.46	0.50
2:B:86:G:H21	2:B:98:G:H2'	1.76	0.50
2:B:604:G:H2'	2:B:605:U:C6	2.47	0.50
2:B:678:G:H2'	2:B:679:U:O4'	2.10	0.50
2:B:1474:A:H2'	2:B:1475:A:C8	2.46	0.50
2:B:1523:U:H6	2:B:1523:U:OP2	1.94	0.50
2:B:1727:G:H1'	2:B:1731:A:O4'	2.09	0.50
2:B:2372:A:H4'	2:B:2373:A:C8	2.39	0.50
2:B:2372:A:C4'	2:B:2373:A:H5'	2.42	0.50
2:B:2406:C:H1'	2:B:2819:A:C4	2.46	0.50
2:B:2407:C:H5''	2:B:2620:G:O2'	2.12	0.50
2:B:2849:C:H2'	2:B:2850:G:O4'	2.11	0.50
4:D:98:C:H3'	4:D:99:G:H5''	1.93	0.50
10:J:54:TYR:HA	10:J:65:ILE:HG21	1.93	0.50
10:J:131:LYS:C	10:J:133:GLU:H	2.15	0.50
11:K:233:GLU:HG3	24:X:35:VAL:HG13	1.93	0.50
19:S:38:ARG:HG2	19:S:61:ILE:O	2.12	0.50
21:U:18:ARG:HA	21:U:146:ILE:O	2.12	0.50
22:V:76:ALA:C	22:V:78:ASN:H	2.15	0.50
48:VA:8:LYS:H	48:VA:8:LYS:CD	2.24	0.50

Continued on next page...

Continued from previous page...

Atom-1	Atom-2	Interatomic distance (Å)	Clash overlap (Å)
49:WA:26:SER:OG	49:WA:77:GLY:HA3	2.10	0.50
53:AB:105:MET:HG2	53:AB:122:VAL:HG21	1.94	0.50
54:BB:56:LEU:HD13	74:VB:58:PHE:HZ	1.76	0.50
54:BB:156:VAL:O	54:BB:157:ASN:HB2	2.12	0.50
56:DB:74:LYS:HG2	56:DB:96:SER:HA	1.92	0.50
57:EB:142:TYR:O	72:TB:49:GLU:HB2	2.11	0.50
60:HB:27:PHE:O	60:HB:28:ASN:HB2	2.12	0.50
68:PB:12:GLN:HG2	68:PB:59:GLY:O	2.11	0.50
69:QB:130:ARG:O	69:QB:134:ARG:HG3	2.11	0.50
82:DC:454:ILE:HG13	82:DC:455:GLY:N	2.24	0.50
1:A:453:U:H3'	1:A:453:U:O2	2.10	0.50
1:A:1487:A:C5'	1:A:1593:A:H4'	2.41	0.50
1:A:1514:U:H4'	1:A:1515:A:O4'	2.12	0.50
2:B:73:C:C2	40:NA:17:VAL:HG21	2.46	0.50
2:B:160:G:H2'	2:B:161:G:H5'	1.94	0.50
2:B:208:C:H2'	2:B:209:A:C5'	2.42	0.50
2:B:288:C:H5''	19:S:170:LYS:O	2.12	0.50
2:B:582:G:H2'	2:B:583:G:C8	2.47	0.50
2:B:1738:C:H2'	2:B:1739:U:C6	2.46	0.50
2:B:1885:U:H4'	2:B:1886:A:H5'	1.93	0.50
2:B:2352:A:H5''	21:U:83:TRP:O	2.11	0.50
2:B:2966:G:H5''	6:F:218:HIS:CE1	2.47	0.50
5:E:147:LYS:O	5:E:151:VAL:HG12	2.11	0.50
6:F:5:ILE:HG22	6:F:209:HIS:HA	1.94	0.50
6:F:54:ARG:HG2	6:F:55:GLY:N	2.24	0.50
9:I:155:THR:N	9:I:179:ARG:HD2	2.26	0.50
14:N:10:ARG:NH2	14:N:161:GLY:HA3	2.27	0.50
17:Q:76:THR:HG21	17:Q:102:GLN:HA	1.93	0.50
18:R:41:GLN:HE22	18:R:42:LYS:NZ	2.09	0.50
34:HA:30:THR:HG22	34:HA:91:SER:HB3	1.92	0.50
58:FB:46:VAL:HG22	58:FB:54:LYS:O	2.12	0.50
59:GB:85:VAL:HG11	59:GB:104:PHE:CD1	2.47	0.50
59:GB:126:ARG:HD3	80:BC:33:ARG:HD3	1.93	0.50
61:IB:83:THR:CA	61:IB:111:VAL:HG12	2.40	0.50
66:NB:86:ALA:HB3	66:NB:116:LEU:O	2.11	0.50
67:OB:116:LYS:C	67:OB:117:LEU:HD13	2.32	0.50
70:RB:102:ARG:O	70:RB:106:ILE:HG22	2.12	0.50
71:SB:38:LYS:CD	71:SB:49:GLU:HG3	2.39	0.50
82:DC:381:TYR:OH	82:DC:466:THR:HB	2.11	0.50
82:DC:694:HIS:HE1	82:DC:699:DDE:HD2	1.77	0.50
1:A:54:C:H2'	1:A:55:A:C8	2.47	0.50

Continued on next page...

Continued from previous page...

Atom-1	Atom-2	Interatomic distance (Å)	Clash overlap (Å)
1:A:397:A:H4'	58:FB:50:GLY:C	2.32	0.50
1:A:415:C:O2'	1:A:416:A:H5''	2.11	0.50
1:A:606:A:H4'	1:A:607:G:C5'	2.41	0.50
1:A:694:U:H5	57:EB:95:GLU:HG3	1.77	0.50
1:A:1069:A:C2'	1:A:1070:C:H5'	2.41	0.50
1:A:1135:U:H2'	1:A:1136:U:C6	2.47	0.50
1:A:1506:G:H2'	1:A:1507:G:C8	2.46	0.50
2:B:269:G:H5''	19:S:14:LYS:NZ	2.26	0.50
2:B:344:A:H3'	2:B:345:G:H8	1.76	0.50
2:B:594:U:H4'	11:K:30:ARG:NH1	2.26	0.50
2:B:795:G:O2'	2:B:796:U:H5'	2.12	0.50
2:B:1158:A:H2'	2:B:1159:A:H4'	1.94	0.50
2:B:1214:U:H2'	2:B:1215:U:O4'	2.12	0.50
2:B:1247:U:H2'	2:B:1268:G:O6	2.12	0.50
2:B:1354:G:C5	2:B:1357:G:H4'	2.47	0.50
2:B:1362:G:H5''	11:K:160:ARG:O	2.11	0.50
2:B:1422:G:H2'	2:B:1423:C:C6	2.46	0.50
2:B:1738:C:O2'	38:LA:52:GLN:HA	2.12	0.50
2:B:2730:G:H4'	22:V:184:PHE:CD1	2.39	0.50
2:B:2909:U:C2'	2:B:2910:A:H5''	2.40	0.50
3:C:38:U:O2	39:MA:83:LYS:HG3	2.12	0.50
5:E:65:ILE:HG23	5:E:109:ALA:CB	2.41	0.50
9:I:226:TYR:CE2	9:I:236:LEU:HD22	2.46	0.50
10:J:146:ILE:HG23	10:J:150:LYS:NZ	2.26	0.50
11:K:64:GLN:HG3	11:K:68:ASP:OD2	2.12	0.50
11:K:86:VAL:HA	11:K:136:TYR:HA	1.93	0.50
11:K:239:LEU:HD13	11:K:240:VAL:N	2.27	0.50
12:L:139:VAL:HG11	12:L:197:VAL:HB	1.93	0.50
14:N:145:LYS:O	14:N:149:VAL:HG23	2.12	0.50
17:Q:32:LYS:HA	17:Q:35:ARG:NE	2.27	0.50
18:R:18:GLY:HA2	18:R:72:LEU:HD12	1.94	0.50
19:S:99:ARG:CB	19:S:167:THR:HG21	2.42	0.50
22:V:173:GLU:HA	32:FA:51:GLY:C	2.32	0.50
23:W:184:LEU:O	23:W:184:LEU:HD13	2.11	0.50
27:AA:10:LYS:HE3	27:AA:11:PHE:O	2.11	0.50
31:EA:83:THR:C	34:HA:62:LEU:HD21	2.32	0.50
37:KA:29:LEU:HD23	37:KA:82:ARG:HG2	1.94	0.50
38:LA:5:VAL:HG21	38:LA:32:ALA:N	2.25	0.50
39:MA:45:LYS:O	39:MA:48:ARG:HG2	2.11	0.50
46:TA:22:GLN:O	46:TA:75:VAL:HG13	2.12	0.50
57:EB:185:ILE:HD13	57:EB:185:ILE:N	2.27	0.50

Continued on next page...

Continued from previous page...

Atom-1	Atom-2	Interatomic distance (Å)	Clash overlap (Å)
66:NB:90:VAL:HB	66:NB:102:LYS:CE	2.39	0.50
82:DC:129:VAL:CG1	82:DC:135:VAL:HG12	2.42	0.50
1:A:7:G:H4'	1:A:573:C:C4'	2.42	0.50
1:A:1490:C:C5	1:A:1514:U:O4	2.65	0.50
2:B:407:A:N6	3:C:15:G:H2'	2.27	0.50
2:B:522:A:H3'	2:B:523:A:C5'	2.35	0.50
2:B:592:A:O2'	2:B:593:C:H5'	2.11	0.50
2:B:604:G:H2'	2:B:605:U:H6	1.77	0.50
2:B:1133:A:H2'	2:B:1134:G:C5'	2.42	0.50
2:B:1269:U:H1'	2:B:1272:C:H5	1.77	0.50
2:B:1347:U:H5''	8:H:303:GLY:CA	2.35	0.50
2:B:1584:U:H2'	2:B:1585:C:H6	1.77	0.50
2:B:1786:G:H2'	2:B:1787:A:C8	2.47	0.50
2:B:3009:G:N3	7:G:15:GLY:HA2	2.27	0.50
2:B:3383:G:H21	35:IA:105:GLN:NE2	2.09	0.50
7:G:43:LEU:CB	7:G:181:ILE:HG21	2.36	0.50
8:H:39:PHE:CD1	8:H:235:LEU:HG	2.46	0.50
9:I:282:ARG:O	9:I:286:VAL:HG23	2.11	0.50
20:T:18:ARG:CB	20:T:123:ALA:HA	2.42	0.50
20:T:37:ARG:NH1	20:T:161:LYS:NZ	2.60	0.50
22:V:55:SER:O	22:V:59:ARG:HG3	2.12	0.50
23:W:119:LEU:O	23:W:123:LEU:HG	2.11	0.50
30:DA:28:ARG:HG3	30:DA:75:ARG:CZ	2.42	0.50
31:EA:49:TYR:HD2	31:EA:133:LYS:HE2	1.76	0.50
32:FA:126:LYS:HA	32:FA:146:GLU:O	2.11	0.50
48:VA:41:VAL:HA	48:VA:44:GLU:HG2	1.94	0.50
49:WA:236:ALA:O	49:WA:237:GLN:HB2	2.12	0.50
53:AB:58:VAL:O	53:AB:65:ARG:HB3	2.11	0.50
59:GB:39:LYS:HE2	59:GB:39:LYS:N	2.27	0.50
75:WB:71:ILE:CD1	75:WB:76:ALA:HA	2.40	0.50
82:DC:225:PHE:CE1	82:DC:328:LEU:HD21	2.47	0.50
82:DC:533:THR:H	82:DC:537:HIS:CD2	2.30	0.50
1:A:93:A:N6	1:A:396:G:H1'	2.27	0.50
1:A:746:A:H2'	1:A:747:C:O4'	2.12	0.50
1:A:861:U:H2'	1:A:862:A:H5'	1.92	0.50
1:A:928:U:H5'	1:A:944:A:C2'	2.42	0.50
1:A:1045:C:H2'	1:A:1046:G:C8	2.47	0.50
1:A:1177:C:H4'	1:A:1189:A:H61	1.76	0.50
2:B:290:G:H5''	19:S:98:LEU:HD22	1.93	0.50
2:B:599:C:H2'	2:B:600:G:O4'	2.11	0.50
2:B:1247:U:O2	2:B:1267:U:O4	2.30	0.50

Continued on next page...

Continued from previous page...

Atom-1	Atom-2	Interatomic distance (Å)	Clash overlap (Å)
2:B:1299:U:H2'	2:B:1300:G:O4'	2.10	0.50
2:B:1320:C:H1'	24:X:115:ARG:NH2	2.27	0.50
2:B:1329:U:OP2	37:KA:82:ARG:NH2	2.44	0.50
2:B:1337:A:H2'	2:B:1338:C:C6	2.46	0.50
2:B:1358:C:H2'	2:B:1359:C:C6	2.46	0.50
2:B:1496:C:H2'	2:B:1497:C:O4'	2.12	0.50
2:B:1723:A:H3'	2:B:1724:U:C5'	2.42	0.50
2:B:2235:C:H2'	2:B:2236:G:H8	1.75	0.50
2:B:2345:A:H5''	35:IA:24:SER:CB	2.42	0.50
2:B:2692:A:H2'	2:B:2693:C:O4'	2.12	0.50
6:F:21:ARG:CZ	6:F:22:LEU:HG	2.42	0.50
6:F:199:THR:HG22	6:F:200:ARG:H	1.77	0.50
7:G:216:ASP:HB2	7:G:339:ARG:HE	1.77	0.50
7:G:248:LYS:HD2	7:G:248:LYS:N	2.26	0.50
20:T:151:ASP:HA	20:T:154:ALA:CB	2.42	0.50
20:T:158:ALA:O	20:T:162:VAL:HG23	2.12	0.50
22:V:23:ASN:CG	22:V:26:LEU:HB3	2.32	0.50
25:Y:26:HIS:NE2	25:Y:29:THR:HG23	2.27	0.50
32:FA:19:LYS:HB3	32:FA:25:HIS:HB2	1.93	0.50
36:JA:103:LYS:HG3	36:JA:104:ASN:H	1.76	0.50
46:TA:25:VAL:HG12	46:TA:93:LEU:HD12	1.94	0.50
48:VA:142:PRO:HA	82:DC:183:GLU:CD	2.32	0.50
49:WA:129:LYS:HD2	49:WA:147:HIS:O	2.11	0.50
49:WA:169:ILE:HG13	49:WA:181:TRP:HD1	1.76	0.50
52:ZA:66:PHE:CE2	52:ZA:67:GLN:HG3	2.47	0.50
54:BB:149:TYR:HB3	56:DB:208:TYR:HB2	1.93	0.50
54:BB:175:PHE:HZ	54:BB:225:VAL:HG11	1.76	0.50
59:GB:48:GLN:HA	59:GB:51:LYS:CE	2.42	0.50
59:GB:64:GLU:HA	59:GB:69:ARG:HD3	1.94	0.50
60:HB:39:ASN:ND2	60:HB:43:ILE:HD11	2.26	0.50
63:KB:21:ASN:O	63:KB:65:VAL:HG13	2.12	0.50
67:OB:88:VAL:O	67:OB:89:SER:C	2.50	0.50
72:TB:79:PHE:HB2	72:TB:125:ILE:CG2	2.41	0.50
75:WB:54:VAL:HG13	75:WB:89:ILE:HG22	1.92	0.50
82:DC:823:ARG:HG2	82:DC:828:MET:SD	2.52	0.50
1:A:35:U:H5'	1:A:515:A:H4'	1.94	0.50
1:A:612:U:H2'	1:A:613:G:C8	2.47	0.50
1:A:1068:C:H2'	1:A:1069:A:C8	2.46	0.50
1:A:1673:G:H22	1:A:1728:A:H2	1.57	0.50
2:B:321:C:H5''	19:S:156:HIS:NE2	2.27	0.50
2:B:852:U:H2'	2:B:853:G:H8	1.77	0.50

Continued on next page...

Continued from previous page...

Atom-1	Atom-2	Interatomic distance (Å)	Clash overlap (Å)
2:B:952:A:H5''	33:GA:15:LYS:HD3	1.94	0.50
2:B:975:C:H2'	2:B:976:U:C6	2.47	0.50
2:B:1653:G:H2'	2:B:1654:A:O4'	2.12	0.50
2:B:2149:A:C2'	2:B:2150:G:H5'	2.42	0.50
2:B:2244:A:H5''	6:F:243:THR:HG1	1.75	0.50
2:B:2277:C:H2'	2:B:2278:C:C6	2.47	0.50
2:B:2838:A:H2'	2:B:2839:G:O4'	2.12	0.50
2:B:2853:A:H4'	14:N:64:ALA:HA	1.94	0.50
6:F:19:HIS:HB2	6:F:191:LEU:HA	1.94	0.50
6:F:68:LYS:HZ1	6:F:70:ARG:HD3	1.76	0.50
7:G:122:TRP:HA	7:G:125:SER:OG	2.12	0.50
9:I:293:LEU:HD22	14:N:210:ILE:HG21	1.94	0.50
11:K:163:LEU:HD13	11:K:181:ILE:CD1	2.37	0.50
14:N:60:LEU:CD1	14:N:129:VAL:HG21	2.42	0.50
17:Q:58:VAL:HA	17:Q:108:ILE:HG21	1.93	0.50
18:R:116:GLU:O	18:R:120:VAL:HG23	2.10	0.50
31:EA:49:TYR:CD2	31:EA:133:LYS:HE2	2.46	0.50
32:FA:72:VAL:HG23	32:FA:113:LEU:HG	1.93	0.50
36:JA:96:ILE:H	36:JA:121:ASN:ND2	2.10	0.50
49:WA:150:TRP:HB2	49:WA:174:ASN:HD22	1.77	0.50
52:ZA:58:LEU:HA	71:SB:12:TYR:CE1	2.45	0.50
78:ZB:12:VAL:CG1	78:ZB:50:GLU:HA	2.42	0.50
82:DC:331:ALA:HA	82:DC:335:LEU:HG	1.93	0.50
82:DC:543:GLN:HA	82:DC:546:GLU:HB3	1.94	0.50
1:A:373:G:N2	1:A:604:A:H5'	2.26	0.49
1:A:962:C:OP1	63:KB:72:MET:HB3	2.12	0.49
1:A:1511:U:H2'	1:A:1512:G:C8	2.47	0.49
1:A:1529:C:OP1	55:CB:112:ARG:HD3	2.12	0.49
2:B:398:A:H5'	21:U:3:ARG:HD2	1.94	0.49
2:B:503:C:H2'	2:B:504:A:O4'	2.12	0.49
2:B:684:G:H5''	17:Q:35:ARG:CZ	2.42	0.49
2:B:735:A:H2'	2:B:736:A:O4'	2.12	0.49
2:B:882:A:H5'	2:B:1849:C:O2	2.12	0.49
2:B:1405:U:H5'	36:JA:58:GLY:HA2	1.93	0.49
2:B:1731:A:H2'	2:B:1732:U:C5'	2.42	0.49
2:B:2362:C:OP2	2:B:2362:C:C6	2.65	0.49
2:B:2397:A:OP1	2:B:2398:A:H4'	2.12	0.49
2:B:2561:A:C5	12:L:32:LYS:HD3	2.46	0.49
2:B:2607:G:H21	19:S:78:GLY:HA3	1.77	0.49
2:B:3040:A:H5''	27:AA:12:ARG:CB	2.42	0.49
4:D:62:U:H4'	9:I:285:ARG:HH21	1.77	0.49

Continued on next page...

Continued from previous page...

Atom-1	Atom-2	Interatomic distance (Å)	Clash overlap (Å)
4:D:89:G:C5'	24:X:84:ARG:HD3	2.40	0.49
5:E:94:ASN:HA	5:E:124:LEU:HD13	1.94	0.49
6:F:77:ILE:CG2	6:F:169:ILE:HD12	2.42	0.49
6:F:202:VAL:HG13	6:F:218:HIS:N	2.27	0.49
7:G:35:ASP:HA	7:G:184:ASN:ND2	2.26	0.49
8:H:116:ASN:HA	8:H:119:ARG:HH12	1.76	0.49
8:H:195:ARG:O	8:H:196:ASN:CB	2.60	0.49
12:L:139:VAL:HA	12:L:142:LEU:CD1	2.41	0.49
13:M:48:VAL:HG13	13:M:49:ASN:N	2.27	0.49
14:N:190:VAL:HA	14:N:198:LYS:O	2.12	0.49
15:O:100:GLY:HA2	15:O:155:THR:O	2.12	0.49
15:O:109:HIS:CE1	15:O:122:ILE:HA	2.46	0.49
20:T:62:THR:H	20:T:70:PRO:HD2	1.77	0.49
44:RA:78:ILE:O	44:RA:82:LEU:HB3	2.12	0.49
47:UA:33:GLN:HB3	47:UA:69:TYR:O	2.12	0.49
48:VA:33:VAL:CG2	48:VA:185:LEU:HD21	2.42	0.49
57:EB:182:VAL:HG12	57:EB:183:PHE:N	2.27	0.49
58:FB:57:ALA:HB1	58:FB:60:ILE:HD12	1.94	0.49
59:GB:102:GLU:HA	59:GB:105:LEU:HD12	1.93	0.49
63:KB:23:PRO:O	63:KB:24:ALA:CB	2.60	0.49
66:NB:50:GLU:N	66:NB:51:PRO:HD2	2.26	0.49
68:PB:104:ASN:O	68:PB:108:LYS:HD3	2.12	0.49
69:QB:14:PHE:HE1	69:QB:136:ALA:HB2	1.77	0.49
82:DC:598:SER:HA	82:DC:601:ILE:HD12	1.93	0.49
1:A:431:C:H2'	1:A:432:G:O4'	2.13	0.49
1:A:1293:U:H2'	1:A:1294:G:C8	2.47	0.49
1:A:1424:A:OP2	53:AB:151:LYS:HD2	2.12	0.49
2:B:78:U:C2'	2:B:79:U:H5'	2.43	0.49
2:B:316:U:O2	40:NA:30:LYS:HG2	2.12	0.49
2:B:584:G:H2'	2:B:585:A:H8	1.74	0.49
2:B:1430:U:O4	32:FA:4:ARG:HA	2.12	0.49
2:B:1449:A:C5	2:B:1450:G:H1'	2.47	0.49
2:B:1629:U:HO2'	2:B:1630:U:H4'	1.77	0.49
2:B:2057:G:H5''	2:B:2058:G:H5'	1.95	0.49
2:B:2199:G:H5''	2:B:2200:U:OP2	2.12	0.49
2:B:2275:A:N6	2:B:2311:G:H1'	2.26	0.49
2:B:2736:A:H2'	2:B:2737:C:O4'	2.11	0.49
2:B:2876:C:O2'	2:B:2877:G:H5'	2.12	0.49
2:B:3241:G:H2'	2:B:3242:G:H5'	1.94	0.49
2:B:3325:G:C5'	35:IA:104:LEU:H	2.25	0.49
2:B:3393:U:H2'	2:B:3394:U:C6	2.47	0.49

Continued on next page...

Continued from previous page...

Atom-1	Atom-2	Interatomic distance (Å)	Clash overlap (Å)
5:E:73:ASP:HA	5:E:144:LEU:CD1	2.42	0.49
7:G:25:ILE:HD13	7:G:25:ILE:N	2.22	0.49
8:H:280:ILE:HG13	22:V:104:LEU:O	2.12	0.49
13:M:3:TYR:CG	13:M:65:VAL:HG21	2.46	0.49
13:M:43:VAL:HA	13:M:57:VAL:HG22	1.94	0.49
17:Q:64:LYS:HG3	32:FA:69:TRP:CE2	2.47	0.49
23:W:4:LEU:HA	23:W:7:GLN:OE1	2.11	0.49
30:DA:24:SER:C	30:DA:26:GLN:H	2.15	0.49
34:HA:103:THR:HG22	34:HA:104:LEU:HD12	1.93	0.49
38:LA:57:LEU:HD11	38:LA:65:VAL:HG21	1.92	0.49
40:NA:57:LEU:O	40:NA:61:ILE:HG13	2.11	0.49
46:TA:12:CYS:O	46:TA:18:ARG:HA	2.12	0.49
49:WA:49:GLY:HA2	49:WA:54:PHE:HD1	1.77	0.49
49:WA:205:SER:HB2	49:WA:206:PRO:HD2	1.95	0.49
52:ZA:41:LEU:HD23	52:ZA:61:LEU:HD13	1.95	0.49
59:GB:100:LYS:HE3	59:GB:102:GLU:HB2	1.94	0.49
61:IB:38:ALA:HB3	61:IB:42:PHE:O	2.12	0.49
68:PB:14:ILE:HD12	68:PB:22:VAL:O	2.11	0.49
70:RB:38:SER:O	70:RB:42:VAL:HG23	2.13	0.49
75:WB:46:LYS:O	75:WB:50:ILE:HG13	2.12	0.49
78:ZB:12:VAL:HG23	78:ZB:52:ASP:O	2.11	0.49
78:ZB:40:ILE:HD13	78:ZB:56:LEU:CD1	2.42	0.49
82:DC:18:ASN:HA	82:DC:98:PHE:CE1	2.47	0.49
82:DC:132:ILE:HD12	82:DC:133:GLU:HG3	1.94	0.49
82:DC:183:GLU:O	82:DC:187:VAL:HG23	2.12	0.49
1:A:417:A:H4'	1:A:418:G:C4	2.47	0.49
1:A:540:G:H4'	1:A:541:A:C2'	2.31	0.49
1:A:1104:U:H2'	1:A:1105:C:H6	1.76	0.49
1:A:1438:G:H2'	1:A:1439:C:O4'	2.11	0.49
1:A:1485:C:O4'	1:A:1606:C:H4'	2.12	0.49
1:A:1498:G:C3'	1:A:1499:G:H5''	2.42	0.49
2:B:91:G:C2'	2:B:93:C:H5''	2.38	0.49
2:B:325:A:H3'	2:B:326:U:C6	2.47	0.49
2:B:729:C:OP1	22:V:44:PHE:HB2	2.11	0.49
2:B:1140:G:H2'	2:B:1140:G:N3	2.27	0.49
2:B:2320:A:C2	47:UA:16:VAL:HB	2.47	0.49
2:B:2750:U:O2'	2:B:2751:G:H5'	2.13	0.49
2:B:2767:U:OP1	46:TA:34:SER:HB3	2.12	0.49
2:B:3133:C:C2'	2:B:3134:A:H5''	2.42	0.49
3:C:94:C:HO2'	3:C:95:G:H8	1.58	0.49
3:C:119:C:H2'	3:C:120:C:H6	1.74	0.49

Continued on next page...

Continued from previous page...

Atom-1	Atom-2	Interatomic distance (Å)	Clash overlap (Å)
4:D:65:G:H2'	4:D:66:A:H8	1.78	0.49
6:F:136:ILE:HG13	6:F:148:VAL:CG1	2.34	0.49
7:G:41:VAL:HG21	7:G:194:TRP:CB	2.42	0.49
7:G:204:ALA:O	7:G:208:VAL:HG23	2.13	0.49
8:H:166:VAL:O	8:H:170:LYS:HB2	2.12	0.49
9:I:219:PHE:CE2	9:I:223:PHE:HB2	2.47	0.49
10:J:165:LEU:HB2	37:KA:6:ARG:HG3	1.93	0.49
14:N:189:GLU:HA	14:N:200:LEU:HD23	1.93	0.49
15:O:108:GLU:HA	15:O:123:PHE:O	2.12	0.49
16:P:81:VAL:CG1	16:P:113:ALA:HB1	2.41	0.49
17:Q:56:PRO:O	17:Q:71:ALA:HA	2.11	0.49
18:R:120:VAL:O	18:R:124:ARG:HG3	2.11	0.49
32:FA:135:GLU:HA	32:FA:138:ILE:CD1	2.41	0.49
33:GA:59:LYS:HD3	33:GA:59:LYS:N	2.28	0.49
36:JA:120:THR:C	36:JA:122:PRO:HD3	2.31	0.49
41:OA:64:MET:HB2	41:OA:68:LYS:HE3	1.93	0.49
46:TA:23:HIS:HA	46:TA:73:GLU:O	2.11	0.49
49:WA:199:ILE:HG22	49:WA:200:ASN:N	2.27	0.49
49:WA:250:TYR:O	49:WA:265:LEU:HD23	2.11	0.49
52:ZA:41:LEU:O	52:ZA:45:VAL:HG23	2.13	0.49
53:AB:98:ALA:CB	53:AB:169:ASP:HB3	2.42	0.49
55:CB:30:PRO:O	55:CB:34:GLN:HG3	2.13	0.49
57:EB:63:PRO:O	57:EB:64:VAL:HB	2.13	0.49
70:RB:53:LYS:CG	70:RB:92:ASP:HB2	2.41	0.49
1:A:310:C:H4'	73:UB:33:LEU:CG	2.43	0.49
1:A:639:U:C6	57:EB:118:LEU:HG	2.46	0.49
1:A:1483:A:H4'	66:NB:71:GLY:HA2	1.93	0.49
2:B:510:G:H2'	2:B:511:G:O4'	2.13	0.49
2:B:603:A:H2'	2:B:604:G:H5'	1.95	0.49
2:B:796:U:H4'	17:Q:7:LEU:CD1	2.42	0.49
2:B:1172:G:N2	2:B:1179:A:H1'	2.26	0.49
2:B:1538:G:H21	2:B:1583:A:N6	1.98	0.49
2:B:1588:A:C2	43:QA:4:GLN:HG2	2.47	0.49
2:B:2186:U:H2'	2:B:2187:G:O4'	2.13	0.49
3:C:24:G:C8	30:DA:13:ARG:NH1	2.80	0.49
8:H:180:LYS:HZ1	8:H:181:VAL:HG22	1.78	0.49
8:H:323:VAL:HA	8:H:326:ARG:HB2	1.94	0.49
9:I:205:SER:HA	9:I:208:MET:HB2	1.95	0.49
17:Q:166:ALA:HB1	32:FA:147:LEU:HD21	1.93	0.49
19:S:73:ARG:CG	19:S:92:LEU:HD13	2.41	0.49
19:S:138:GLN:O	19:S:143:ARG:HD2	2.13	0.49

Continued on next page...

Continued from previous page...

Atom-1	Atom-2	Interatomic distance (Å)	Clash overlap (Å)
20:T:13:GLY:HA3	20:T:125:ARG:NH2	2.27	0.49
22:V:127:LEU:HD13	22:V:128:ALA:N	2.27	0.49
44:RA:98:LYS:HZ2	44:RA:115:CYS:HB2	1.77	0.49
44:RA:99:CYS:HB2	44:RA:114:LYS:NZ	2.26	0.49
49:WA:127:ARG:NH1	67:OB:33:ARG:HG3	2.27	0.49
50:XA:126:PRO:HG3	50:XA:147:THR:HG22	1.94	0.49
53:AB:113:LEU:HD23	53:AB:114:ALA:H	1.77	0.49
54:BB:122:LYS:HD3	54:BB:164:LEU:HD21	1.94	0.49
73:UB:19:ARG:HA	73:UB:19:ARG:CZ	2.42	0.49
78:ZB:12:VAL:HG12	78:ZB:50:GLU:HA	1.93	0.49
82:DC:773:PRO:HG3	82:DC:776:GLU:OE1	2.13	0.49
1:A:1754:A:H5''	73:UB:62:LYS:HB2	1.94	0.49
2:B:124:U:O4'	2:B:150:A:H1'	2.12	0.49
2:B:669:U:H5''	22:V:153:PHE:CZ	2.47	0.49
2:B:674:G:H5''	8:H:120:TYR:CE2	2.48	0.49
2:B:714:G:H2'	32:FA:113:LEU:HD13	1.94	0.49
2:B:730:C:H5'	22:V:136:ASN:HA	1.94	0.49
2:B:1190:A:H5''	2:B:1191:U:OP1	2.13	0.49
2:B:1341:U:O2'	2:B:1342:C:H5'	2.12	0.49
2:B:1540:U:H2'	2:B:1541:G:H8	1.78	0.49
2:B:1731:A:H2'	2:B:1732:U:H5'	1.93	0.49
2:B:1896:A:C2	27:AA:83:LYS:HD3	2.47	0.49
2:B:2138:A:H2'	41:OA:3:LYS:HG2	1.94	0.49
2:B:2691:A:H3'	2:B:2692:A:C8	2.47	0.49
2:B:2787:G:H4'	32:FA:58:MET:N	2.28	0.49
2:B:2941:A:OP2	7:G:256:HIS:HD2	1.95	0.49
2:B:2991:A:OP2	7:G:20:LYS:HE2	2.13	0.49
2:B:3136:G:H2'	2:B:3137:C:C6	2.47	0.49
2:B:3182:G:C5'	20:T:160:ARG:HH22	2.21	0.49
2:B:3255:U:H2'	2:B:3256:G:C8	2.47	0.49
5:E:137:PRO:HD2	83:EC:6772:G:OP1	2.12	0.49
6:F:112:ILE:CG2	6:F:133:TYR:HB2	2.43	0.49
7:G:119:TYR:HE1	7:G:125:SER:HB2	1.76	0.49
7:G:205:VAL:HG21	7:G:322:ILE:HD11	1.93	0.49
9:I:39:GLN:HA	9:I:48:LYS:HD2	1.95	0.49
11:K:222:HIS:CE1	11:K:224:ILE:HD12	2.47	0.49
12:L:69:LEU:HD21	19:S:24:ARG:NH2	2.27	0.49
12:L:82:LEU:CD2	12:L:87:ALA:HB2	2.42	0.49
13:M:88:TYR:HB2	13:M:154:VAL:HG12	1.93	0.49
19:S:154:PRO:HA	19:S:157:LYS:HD2	1.94	0.49
22:V:127:LEU:O	22:V:127:LEU:HD22	2.13	0.49

Continued on next page...

Continued from previous page...

Atom-1	Atom-2	Interatomic distance (Å)	Clash overlap (Å)
24:X:119:ARG:HH11	24:X:119:ARG:HB3	1.77	0.49
26:Z:43:VAL:O	26:Z:44:GLU:HB3	2.13	0.49
27:AA:93:LEU:HB3	28:BA:20:LEU:HD22	1.95	0.49
31:EA:13:VAL:HB	31:EA:18:TYR:O	2.12	0.49
31:EA:89:VAL:HA	31:EA:92:PHE:CE1	2.47	0.49
40:NA:71:LYS:O	40:NA:75:LYS:HD3	2.13	0.49
48:VA:39:HIS:HA	48:VA:42:ARG:HD2	1.94	0.49
48:VA:55:LYS:HD3	48:VA:56:ASN:H	1.76	0.49
49:WA:41:THR:HG22	49:WA:62:LYS:HA	1.93	0.49
53:AB:210:GLU:CD	53:AB:211:PRO:HD2	2.33	0.49
55:CB:36:ALA:HA	55:CB:40:ILE:HG23	1.94	0.49
57:EB:93:LEU:HD22	57:EB:125:ILE:HG23	1.94	0.49
58:FB:38:ILE:HA	58:FB:60:ILE:O	2.13	0.49
58:FB:168:CYS:HB3	58:FB:182:TYR:HE1	1.74	0.49
59:GB:36:LEU:HD22	59:GB:41:GLU:HB3	1.94	0.49
72:TB:3:ARG:CD	72:TB:29:PRO:HD3	2.42	0.49
73:UB:54:LEU:HD12	73:UB:82:LYS:HG3	1.94	0.49
1:A:564:G:H4'	1:A:566:C:C2	2.47	0.49
1:A:856:A:O2'	1:A:857:U:H5'	2.13	0.49
1:A:941:A:H4'	1:A:1027:A:N3	2.27	0.49
1:A:1625:C:H2'	1:A:1626:U:C6	2.48	0.49
2:B:661:G:N1	32:FA:17:ALA:HB3	2.27	0.49
2:B:821:U:H4'	2:B:912:G:OP1	2.13	0.49
2:B:824:C:C1'	2:B:1535:A:H1'	2.42	0.49
2:B:946:U:O2'	2:B:947:G:H5'	2.12	0.49
2:B:980:A:C6	2:B:1105:A:H1'	2.47	0.49
2:B:1126:G:H2'	2:B:1127:G:O4'	2.12	0.49
2:B:1220:U:H4'	2:B:1222:G:H1'	1.95	0.49
2:B:1698:C:H2'	2:B:1699:A:C8	2.47	0.49
2:B:2628:A:H3'	2:B:2629:U:H5''	1.94	0.49
2:B:2664:C:OP1	15:O:142:LYS:HG2	2.12	0.49
2:B:3027:A:H4'	82:DC:137:VAL:HG11	1.94	0.49
2:B:3133:C:H2'	2:B:3134:A:C5'	2.42	0.49
2:B:3270:U:C4'	21:U:171:ARG:HA	2.42	0.49
3:C:28:C:C4'	8:H:49:ALA:HB3	2.41	0.49
3:C:53:A:H2'	3:C:54:A:C8	2.48	0.49
6:F:5:ILE:HG21	6:F:210:PRO:CD	2.42	0.49
8:H:269:SER:OG	8:H:271:LYS:HB2	2.13	0.49
9:I:34:LYS:HD3	9:I:35:ARG:N	2.28	0.49
10:J:38:THR:HG22	10:J:39:VAL:N	2.28	0.49
13:M:47:LYS:CE	18:R:5:SER:HB2	2.43	0.49

Continued on next page...

Continued from previous page...

Atom-1	Atom-2	Interatomic distance (Å)	Clash overlap (Å)
13:M:132:VAL:HA	13:M:148:GLY:CA	2.43	0.49
18:R:94:TRP:CZ3	18:R:99:TRP:HB3	2.47	0.49
18:R:100:ALA:HA	18:R:103:ILE:HB	1.94	0.49
19:S:66:VAL:CG2	19:S:102:ALA:HB2	2.42	0.49
24:X:11:GLY:O	24:X:24:LEU:HA	2.12	0.49
24:X:24:LEU:HD21	24:X:59:VAL:HG11	1.95	0.49
24:X:79:VAL:HG11	24:X:106:LEU:HD11	1.95	0.49
27:AA:86:ARG:HB2	27:AA:92:PHE:CZ	2.47	0.49
37:KA:51:TYR:CB	37:KA:98:VAL:HA	2.42	0.49
41:OA:33:THR:HA	41:OA:39:TYR:O	2.12	0.49
43:QA:9:ILE:O	43:QA:12:LYS:HB2	2.12	0.49
48:VA:45:LEU:HB3	48:VA:49:ALA:N	2.28	0.49
50:XA:143:VAL:CB	50:XA:156:VAL:HA	2.43	0.49
52:ZA:35:TRP:CZ2	52:ZA:37:PRO:HB3	2.47	0.49
54:BB:121:TYR:HA	54:BB:162:ILE:O	2.12	0.49
55:CB:142:PRO:HD2	55:CB:170:GLN:OE1	2.12	0.49
57:EB:81:LEU:C	57:EB:83:LYS:H	2.16	0.49
82:DC:227:THR:HG23	82:DC:237:LYS:HD3	1.94	0.49
82:DC:564:ARG:HD2	82:DC:681:MET:O	2.13	0.49
82:DC:675:PRO:HB3	82:DC:714:TYR:CD1	2.44	0.49
82:DC:739:ALA:O	82:DC:788:THR:CG2	2.61	0.49
82:DC:746:VAL:HA	82:DC:749:LYS:NZ	2.26	0.49
1:A:244:A:H5'	54:BB:155:LYS:NZ	2.28	0.49
1:A:872:G:N2	1:A:1047:G:H4'	2.27	0.49
1:A:1070:C:H2'	1:A:1071:U:O4'	2.13	0.49
2:B:209:A:H2	8:H:223:PRO:HD3	1.76	0.49
2:B:636:C:O2'	2:B:637:C:H5''	2.12	0.49
2:B:674:G:H2'	2:B:675:C:O4'	2.13	0.49
2:B:1048:A:C4'	2:B:2633:U:H4'	2.42	0.49
2:B:1123:U:H2'	2:B:1124:U:H5'	1.94	0.49
2:B:1240:A:C5'	16:P:98:VAL:HG12	2.40	0.49
2:B:1687:U:H1'	26:Z:75:TYR:CD1	2.47	0.49
2:B:1689:U:O2'	23:W:57:VAL:HB	2.13	0.49
2:B:1737:U:H2'	2:B:1738:C:C6	2.46	0.49
2:B:1768:U:H2'	2:B:1769:G:C5'	2.42	0.49
2:B:1917:C:H2'	2:B:1918:C:H6	1.78	0.49
2:B:2351:U:H2'	2:B:2352:A:C8	2.47	0.49
2:B:2614:G:H2'	2:B:2615:G:O4'	2.12	0.49
2:B:2817:A:H3'	2:B:2818:U:C5'	2.39	0.49
3:C:14:C:H2'	3:C:15:G:O4'	2.13	0.49
3:C:130:C:H2'	3:C:131:A:O4'	2.13	0.49

Continued on next page...

Continued from previous page...

Atom-1	Atom-2	Interatomic distance (Å)	Clash overlap (Å)
4:D:45:A:H5'	9:I:154:THR:HG21	1.94	0.49
9:I:290:ILE:HG22	14:N:206:LEU:CD1	2.43	0.49
11:K:233:GLU:HB2	24:X:35:VAL:CG2	2.34	0.49
21:U:177:ALA:O	21:U:180:LYS:HG2	2.13	0.49
34:HA:14:LEU:HA	34:HA:17:VAL:HG13	1.94	0.49
36:JA:6:HIS:CE1	36:JA:9:ILE:HD11	2.46	0.49
38:LA:76:TYR:HD1	38:LA:79:SER:HB2	1.78	0.49
44:RA:93:LYS:HB3	44:RA:103:LEU:O	2.13	0.49
49:WA:133:VAL:HB	49:WA:142:ALA:CB	2.38	0.49
49:WA:179:LYS:HB3	49:WA:188:ILE:CD1	2.42	0.49
50:XA:51:GLY:O	50:XA:55:GLU:HG3	2.13	0.49
52:ZA:144:TRP:CE2	52:ZA:173:PRO:HG3	2.48	0.49
56:DB:217:SER:HA	56:DB:220:LYS:HB3	1.95	0.49
57:EB:16:LEU:O	57:EB:20:VAL:HG23	2.13	0.49
70:RB:44:ASN:OD1	70:RB:103:ILE:HD12	2.12	0.49
75:WB:80:LEU:O	75:WB:84:GLU:HB2	2.13	0.49
82:DC:131:THR:HG21	82:DC:163:ALA:CB	2.43	0.49
82:DC:436:LEU:HA	82:DC:454:ILE:CD1	2.41	0.49
82:DC:606:ILE:HG23	82:DC:615:ARG:HG3	1.93	0.49
1:A:811:A:N6	57:EB:113:PRO:HD3	2.27	0.49
1:A:1044:U:H3	1:A:1074:G:H1	1.61	0.49
2:B:225:C:H5''	30:DA:34:PRO:HB3	1.95	0.49
2:B:701:G:H2'	2:B:702:C:C6	2.48	0.49
2:B:947:G:H21	22:V:12:ARG:HH22	1.61	0.49
2:B:2138:A:H2'	41:OA:3:LYS:CE	2.42	0.49
2:B:2323:G:H5''	2:B:2324:A:OP2	2.13	0.49
2:B:2652:U:H4'	46:TA:89:LYS:CE	2.42	0.49
2:B:2735:U:H2'	2:B:2736:A:C8	2.48	0.49
2:B:3210:A:H2'	2:B:3211:C:O4'	2.12	0.49
4:D:62:U:C2'	4:D:63:A:H5'	2.42	0.49
7:G:165:GLN:HB3	7:G:168:LYS:CG	2.41	0.49
7:G:198:HIS:CA	7:G:201:LYS:HB2	2.40	0.49
8:H:132:ALA:HA	8:H:135:VAL:CB	2.42	0.49
9:I:296:GLN:NE2	14:N:218:ALA:HB1	2.28	0.49
16:P:76:SER:HB2	16:P:116:MET:HB3	1.94	0.49
17:Q:64:LYS:HA	32:FA:69:TRP:CE3	2.48	0.49
17:Q:77:LEU:HA	17:Q:80:VAL:CG2	2.38	0.49
18:R:23:ILE:CG2	18:R:28:SER:HB2	2.42	0.49
20:T:34:VAL:HG23	20:T:34:VAL:O	2.13	0.49
22:V:88:THR:CA	22:V:110:ALA:HB2	2.42	0.49
22:V:176:ARG:HA	22:V:182:LYS:O	2.12	0.49

Continued on next page...

Continued from previous page...

Atom-1	Atom-2	Interatomic distance (Å)	Clash overlap (Å)
28:BA:21:PHE:CE1	28:BA:41:LYS:HE3	2.47	0.49
28:BA:50:ALA:HA	28:BA:55:PHE:CG	2.47	0.49
31:EA:8:GLY:HA3	31:EA:87:LEU:HB3	1.95	0.49
43:QA:24:PRO:O	43:QA:27:ILE:HB	2.13	0.49
56:DB:214:LYS:O	56:DB:218:GLU:HG3	2.13	0.49
58:FB:152:ILE:HG22	58:FB:153:GLU:N	2.27	0.49
59:GB:83:VAL:HA	59:GB:149:ARG:CA	2.34	0.49
68:PB:100:THR:HG22	68:PB:108:LYS:HG2	1.95	0.49
82:DC:225:PHE:HZ	82:DC:328:LEU:HD21	1.76	0.49
82:DC:733:ILE:HG13	82:DC:794:PRO:HA	1.94	0.49
1:A:11:A:H5'	52:ZA:87:GLN:HB2	1.95	0.49
1:A:150:U:H2'	1:A:151:G:O4'	2.13	0.49
1:A:320:U:C2'	1:A:321:C:H5''	2.43	0.49
1:A:325:G:H4'	61:IB:80:MET:HE3	1.95	0.49
1:A:629:U:C1'	2:B:846:A:N7	2.76	0.49
1:A:846:G:H2'	1:A:847:A:O4'	2.13	0.49
1:A:969:C:H4'	1:A:1104:U:C4'	2.42	0.49
1:A:1315:U:H5''	1:A:1329:A:N3	2.28	0.49
1:A:1389:C:O2'	67:OB:52:GLY:HA3	2.13	0.49
1:A:1672:G:H2'	1:A:1673:G:C8	2.48	0.49
2:B:58:G:H5''	19:S:154:PRO:HB2	1.94	0.49
2:B:624:G:H2'	2:B:625:G:H8	1.78	0.49
2:B:784:A:H2'	22:V:69:ARG:HE	1.78	0.49
2:B:1456:A:N7	35:IA:26:LYS:HE2	2.27	0.49
2:B:1580:A:H1'	2:B:1581:C:C5	2.48	0.49
2:B:1650:G:H2'	2:B:1651:U:H6	1.76	0.49
2:B:2111:G:O2'	28:BA:44:LYS:HD2	2.12	0.49
2:B:2737:C:H2'	2:B:2738:A:O4'	2.13	0.49
2:B:2829:U:OP1	14:N:4:ARG:HA	2.13	0.49
2:B:3066:U:H3	2:B:3075:G:H1	1.61	0.49
2:B:3215:A:H3'	37:KA:2:ALA:HB2	1.95	0.49
4:D:29:C:OP2	15:O:137:ARG:HD3	2.13	0.49
5:E:21:ASN:O	5:E:22:GLU:HB3	2.13	0.49
6:F:123:ARG:HA	6:F:163:ARG:HH21	1.77	0.49
8:H:23:PRO:HG3	8:H:258:LEU:HD23	1.94	0.49
8:H:71:VAL:HG22	8:H:72:ALA:H	1.77	0.49
8:H:170:LYS:O	8:H:175:HIS:HB2	2.11	0.49
11:K:88:ARG:CA	11:K:134:VAL:HG12	2.38	0.49
12:L:160:ILE:HD12	19:S:21:PHE:CE2	2.47	0.49
19:S:18:VAL:O	19:S:21:PHE:HB3	2.13	0.49
21:U:148:LEU:O	21:U:148:LEU:HD12	2.13	0.49

Continued on next page...

Continued from previous page...

Atom-1	Atom-2	Interatomic distance (Å)	Clash overlap (Å)
34:HA:56:LEU:O	34:HA:60:ALA:HB2	2.13	0.49
35:IA:11:GLU:O	35:IA:106:THR:HA	2.12	0.49
39:MA:48:ARG:HA	39:MA:51:ILE:CD1	2.38	0.49
42:PA:46:ARG:HA	42:PA:51:LEU:HD12	1.94	0.49
47:UA:25:GLN:HA	47:UA:28:LYS:HZ3	1.78	0.49
48:VA:61:ARG:CA	48:VA:64:ARG:HB3	2.32	0.49
49:WA:238:ASP:HB3	49:WA:257:ALA:HB3	1.93	0.49
50:XA:171:GLY:HA3	50:XA:203:PHE:HD2	1.76	0.49
52:ZA:139:ILE:N	52:ZA:139:ILE:HD12	2.28	0.49
52:ZA:227:PRO:HA	52:ZA:230:TRP:CD2	2.47	0.49
54:BB:99:PHE:CD1	54:BB:113:ARG:HG2	2.47	0.49
57:EB:9:LEU:O	57:EB:10:SER:HB3	2.12	0.49
57:EB:92:PHE:O	57:EB:128:ASP:HB3	2.13	0.49
66:NB:55:VAL:HG13	66:NB:56:GLY:N	2.28	0.49
69:QB:84:LYS:O	69:QB:91:TYR:HA	2.12	0.49
71:SB:36:VAL:HG11	71:SB:78:LEU:HD13	1.94	0.49
80:BC:42:ARG:HA	80:BC:46:ASN:OD1	2.13	0.49
1:A:218:A:H3'	1:A:219:A:H5''	1.95	0.49
1:A:517:U:H2'	1:A:518:A:O4'	2.13	0.49
1:A:531:C:C2'	1:A:532:U:H5''	2.40	0.49
1:A:954:G:H2'	1:A:955:A:H8	1.78	0.49
1:A:1313:A:N3	1:A:1315:U:H5'	2.28	0.49
2:B:325:A:H3'	2:B:326:U:H6	1.77	0.49
2:B:376:G:N2	2:B:401:U:H5''	2.27	0.49
2:B:513:G:H2'	2:B:514:G:C8	2.45	0.49
2:B:645:A:H2'	36:JA:39:ASP:CG	2.33	0.49
2:B:717:C:H3'	2:B:718:G:C8	2.48	0.49
2:B:879:U:C4'	21:U:132:ALA:HB3	2.34	0.49
2:B:1138:U:C4'	11:K:97:PRO:HG3	2.31	0.49
2:B:1275:C:H2'	2:B:1276:U:O4'	2.13	0.49
2:B:1547:G:H5''	19:S:104:GLU:OE1	2.13	0.49
2:B:1612:A:H5''	42:PA:51:LEU:HD13	1.93	0.49
2:B:1793:C:C6	6:F:179:LEU:HD13	2.47	0.49
2:B:2549:G:C5'	12:L:35:GLY:HA3	2.42	0.49
2:B:3056:U:H5'	2:B:3058:U:H1'	1.95	0.49
3:C:42:G:O2'	3:C:43:A:H5'	2.13	0.49
4:D:82:G:H2'	4:D:83:U:C6	2.48	0.49
8:H:192:GLY:O	8:H:197:ARG:HG2	2.12	0.49
9:I:95:TRP:CH2	9:I:181:PRO:HD3	2.48	0.49
10:J:166:LYS:HE2	37:KA:4:SER:CB	2.43	0.49
17:Q:12:ASN:HB3	17:Q:14:PHE:HE1	1.76	0.49

Continued on next page...

Continued from previous page...

Atom-1	Atom-2	Interatomic distance (Å)	Clash overlap (Å)
18:R:95:ALA:HA	18:R:100:ALA:HB1	1.93	0.49
18:R:123:LEU:HD13	20:T:194:LEU:HG	1.94	0.49
21:U:150:VAL:HG23	21:U:150:VAL:O	2.12	0.49
22:V:80:THR:CG2	22:V:100:THR:HB	2.43	0.49
22:V:170:ARG:NH1	32:FA:59:ARG:HA	2.27	0.49
30:DA:18:ALA:O	30:DA:22:ALA:HB2	2.12	0.49
36:JA:78:ASN:H	36:JA:78:ASN:HD22	1.61	0.49
37:KA:47:LYS:HD2	37:KA:102:LEU:HA	1.95	0.49
49:WA:263:PHE:HD1	49:WA:270:LEU:HA	1.78	0.49
50:XA:30:GLN:HA	50:XA:149:LEU:O	2.12	0.49
53:AB:191:ASP:OD2	53:AB:192:PRO:HD2	2.13	0.49
56:DB:57:ASP:HA	56:DB:106:LEU:HA	1.95	0.49
59:GB:14:THR:OG1	59:GB:15:PRO:HD2	2.13	0.49
59:GB:85:VAL:CG2	59:GB:107:ARG:HG3	2.40	0.49
69:QB:19:ALA:O	69:QB:23:GLN:HG3	2.13	0.49
69:QB:22:LEU:HD12	69:QB:28:LEU:HB3	1.94	0.49
70:RB:23:ARG:HB3	70:RB:117:VAL:CG1	2.43	0.49
70:RB:28:SER:CB	70:RB:112:VAL:HG22	2.43	0.49
72:TB:35:ILE:O	72:TB:39:GLN:HG2	2.12	0.49
72:TB:94:LEU:HA	72:TB:130:TYR:CE1	2.48	0.49
73:UB:89:ASN:HB3	73:UB:136:TRP:CE2	2.48	0.49
79:AC:10:HIS:O	79:AC:12:ARG:HD3	2.13	0.49
1:A:138:A:C2'	1:A:139:C:H5'	2.42	0.48
1:A:487:G:H2'	1:A:488:G:H5''	1.95	0.48
1:A:923:A:H4'	6:F:137:ILE:HB	1.94	0.48
1:A:1110:G:H1	1:A:1135:U:H3	1.61	0.48
2:B:60:A:H2'	2:B:61:A:H8	1.78	0.48
2:B:106:A:H5''	2:B:685:G:H5'	1.95	0.48
2:B:409:A:H1'	2:B:655:C:H1'	1.95	0.48
2:B:1483:G:H22	2:B:1872:C:N4	2.10	0.48
2:B:1678:G:H4'	2:B:1756:C:H4'	1.94	0.48
2:B:1941:C:H42	2:B:2107:A:N6	2.11	0.48
2:B:3198:U:H1'	13:M:21:LYS:HB2	1.94	0.48
2:B:3324:C:O2'	35:IA:105:GLN:HA	2.13	0.48
6:F:107:VAL:HB	6:F:108:PRO:HD2	1.94	0.48
6:F:147:ARG:HA	6:F:157:VAL:HA	1.94	0.48
6:F:209:HIS:CG	6:F:210:PRO:HD2	2.48	0.48
7:G:54:THR:O	7:G:76:VAL:HG23	2.13	0.48
7:G:385:LYS:O	7:G:387:LEU:N	2.46	0.48
8:H:130:ALA:HB2	8:H:149:PRO:HG3	1.94	0.48
9:I:13:SER:CA	9:I:16:PHE:HB2	2.40	0.48

Continued on next page...

Continued from previous page...

Atom-1	Atom-2	Interatomic distance (Å)	Clash overlap (Å)
17:Q:159:VAL:HG23	32:FA:99:ALA:HB2	1.94	0.48
19:S:56:LYS:HG2	19:S:59:PHE:CE2	2.48	0.48
23:W:86:GLU:O	23:W:90:PRO:HG3	2.13	0.48
25:Y:11:THR:HB	25:Y:15:PHE:CE1	2.48	0.48
26:Z:17:VAL:HA	26:Z:103:TYR:HB2	1.95	0.48
29:CA:58:ASP:OD1	29:CA:61:LYS:HB2	2.13	0.48
37:KA:91:ALA:HA	37:KA:94:PHE:CE1	2.48	0.48
43:QA:16:ALA:HA	43:QA:19:GLN:OE1	2.13	0.48
48:VA:8:LYS:HD2	48:VA:8:LYS:N	2.28	0.48
49:WA:150:TRP:O	49:WA:173:GLY:HA3	2.13	0.48
53:AB:72:LEU:HD23	60:HB:20:VAL:HG13	1.95	0.48
54:BB:70:VAL:HG22	54:BB:71:LYS:N	2.28	0.48
54:BB:142:HIS:CG	54:BB:226:PHE:HE2	2.31	0.48
55:CB:149:VAL:HG12	55:CB:156:ARG:O	2.13	0.48
59:GB:141:VAL:HG11	59:GB:146:PHE:CD2	2.48	0.48
65:MB:84:ILE:HG22	65:MB:85:ILE:H	1.77	0.48
66:NB:81:ILE:O	66:NB:85:ILE:HG13	2.13	0.48
68:PB:11:PHE:CZ	68:PB:59:GLY:HA3	2.48	0.48
71:SB:24:ILE:HG21	71:SB:31:SER:CB	2.43	0.48
75:WB:88:ILE:CG2	75:WB:104:ALA:HB2	2.40	0.48
82:DC:81:MET:HB2	82:DC:96:ASN:ND2	2.14	0.48
82:DC:171:LYS:HG2	82:DC:278:LEU:HB2	1.95	0.48
82:DC:305:ILE:HG22	82:DC:306:VAL:N	2.27	0.48
1:A:70:C:H2'	1:A:71:A:H8	1.76	0.48
1:A:381:C:H5''	54:BB:10:LYS:CD	2.44	0.48
1:A:710:U:H2'	1:A:711:U:H5'	1.95	0.48
1:A:1339:C:O2	1:A:1339:C:H2'	2.13	0.48
2:B:279:U:H2'	2:B:280:U:O4'	2.13	0.48
2:B:637:C:H41	2:B:647:A:H4'	1.78	0.48
2:B:790:U:H5''	8:H:112:LYS:HD3	1.94	0.48
2:B:912:G:H2'	2:B:914:A:C8	2.48	0.48
2:B:944:C:H4'	36:JA:33:ARG:HD3	1.95	0.48
2:B:1364:C:H5''	22:V:3:ILE:HD13	1.94	0.48
2:B:1692:U:H1'	2:B:1755:C:C4'	2.43	0.48
2:B:3072:C:H4'	2:B:3336:A:C5'	2.43	0.48
2:B:3169:U:H3	2:B:3281:U:H3	1.60	0.48
3:C:131:A:O2'	3:C:132:G:H5'	2.12	0.48
4:D:74:C:H2'	4:D:75:G:O4'	2.13	0.48
4:D:79:A:H3'	4:D:80:G:C8	2.48	0.48
6:F:32:LEU:HD22	6:F:120:PRO:HB2	1.95	0.48
7:G:19:ARG:HG2	7:G:273:HIS:CE1	2.48	0.48

Continued on next page...

Continued from previous page...

Atom-1	Atom-2	Interatomic distance (Å)	Clash overlap (Å)
7:G:358:TRP:CG	28:BA:1:MET:HG2	2.48	0.48
8:H:186:LYS:CG	8:H:202:ARG:HH22	2.26	0.48
8:H:205:PRO:HB3	8:H:247:PHE:CD2	2.49	0.48
11:K:83:LEU:HD21	11:K:116:PHE:HB3	1.94	0.48
12:L:74:THR:HG23	12:L:75:ILE:HG13	1.95	0.48
14:N:157:TYR:CD1	14:N:157:TYR:N	2.82	0.48
16:P:110:ILE:HD12	16:P:110:ILE:N	2.28	0.48
17:Q:114:GLN:O	17:Q:118:GLU:HG3	2.13	0.48
18:R:24:LYS:HG2	18:R:62:GLN:O	2.13	0.48
19:S:140:LYS:HB3	19:S:144:ARG:CZ	2.42	0.48
19:S:145:ASP:HB3	19:S:147:ARG:HB2	1.95	0.48
19:S:191:TRP:CA	19:S:194:GLN:HG2	2.41	0.48
20:T:136:THR:HG22	20:T:137:THR:H	1.78	0.48
20:T:186:ALA:HA	20:T:191:ALA:HB1	1.96	0.48
22:V:152:HIS:HD2	22:V:164:ARG:HH21	1.60	0.48
25:Y:152:ALA:HB1	25:Y:153:PRO:CD	2.35	0.48
29:CA:58:ASP:H	29:CA:61:LYS:HB3	1.79	0.48
32:FA:94:ALA:HB1	32:FA:121:VAL:HG13	1.95	0.48
44:RA:80:PRO:HG2	48:VA:168:SER:HB3	1.95	0.48
49:WA:23:LEU:HD12	49:WA:292:LEU:HA	1.95	0.48
50:XA:206:ASP:HA	50:XA:207:PRO:C	2.33	0.48
52:ZA:162:CYS:CB	52:ZA:213:ALA:HB2	2.40	0.48
52:ZA:237:VAL:HG12	52:ZA:241:ASP:HB2	1.95	0.48
54:BB:34:GLY:HA3	54:BB:83:PRO:CG	2.43	0.48
54:BB:92:LEU:HB2	54:BB:97:GLU:O	2.12	0.48
54:BB:118:GLU:HA	54:BB:121:TYR:CE1	2.47	0.48
54:BB:162:ILE:HG22	54:BB:163:ASP:N	2.29	0.48
75:WB:62:VAL:HG13	75:WB:76:ALA:CB	2.43	0.48
78:ZB:9:LEU:HB2	78:ZB:53:ILE:HG23	1.94	0.48
80:BC:39:LEU:O	80:BC:43:ARG:HB3	2.13	0.48
82:DC:82:SER:HB3	82:DC:85:ASP:CG	2.34	0.48
82:DC:129:VAL:CG2	82:DC:157:ILE:HG12	2.43	0.48
82:DC:215:LEU:O	82:DC:321:LYS:HE2	2.13	0.48
82:DC:599:LEU:O	82:DC:603:ASN:HB2	2.14	0.48
1:A:3:U:H5'	52:ZA:179:VAL:CG1	2.43	0.48
1:A:66:U:C6	56:DB:173:PRO:HG3	2.48	0.48
1:A:570:A:C6	73:UB:114:LYS:HD3	2.49	0.48
1:A:777:C:H41	74:VB:10:ARG:HB3	1.78	0.48
1:A:817:A:H1'	57:EB:110:GLN:HG2	1.95	0.48
1:A:1435:G:H4'	1:A:1437:U:OP2	2.13	0.48
1:A:1674:C:H2'	1:A:1675:C:H6	1.79	0.48

Continued on next page...

Continued from previous page...

Atom-1	Atom-2	Interatomic distance (Å)	Clash overlap (Å)
2:B:47:C:H3'	2:B:48:A:H2'	1.95	0.48
2:B:91:G:C5	2:B:93:C:O4'	2.66	0.48
2:B:219:A:H8	2:B:1390:A:C5	2.31	0.48
2:B:511:G:H2'	2:B:512:U:C6	2.48	0.48
2:B:683:U:H2'	2:B:684:G:O4'	2.12	0.48
2:B:715:A:OP2	32:FA:113:LEU:HB3	2.13	0.48
2:B:1092:C:H2'	2:B:1096:U:O4	2.12	0.48
2:B:1256:G:C1'	16:P:128:VAL:HG22	2.42	0.48
2:B:1508:C:C6	2:B:1880:U:H1'	2.48	0.48
2:B:1863:G:H1'	2:B:1867:A:N6	2.27	0.48
2:B:1903:U:H2'	2:B:1905:G:OP2	2.13	0.48
2:B:1972:A:OP1	42:PA:64:LYS:HD3	2.12	0.48
2:B:2267:C:C5	2:B:2269:U:C4	3.01	0.48
2:B:2570:U:H5''	2:B:2571:U:C5	2.49	0.48
2:B:3051:U:H1'	27:AA:92:PHE:CE1	2.48	0.48
2:B:3335:A:H2'	2:B:3336:A:C8	2.49	0.48
3:C:55:U:H3	3:C:62:C:H42	1.58	0.48
7:G:58:ARG:CA	7:G:357:LYS:HG2	2.41	0.48
8:H:196:ASN:ND2	30:DA:10:SER:HB2	2.26	0.48
8:H:280:ILE:HG13	22:V:104:LEU:C	2.34	0.48
18:R:123:LEU:CD2	20:T:194:LEU:HG	2.34	0.48
19:S:65:ARG:HA	19:S:129:TYR:HA	1.94	0.48
20:T:27:LEU:HD11	20:T:102:LEU:HD22	1.96	0.48
22:V:67:ILE:HA	22:V:140:LEU:HD13	1.95	0.48
31:EA:2:ALA:HA	34:HA:37:GLY:HA3	1.94	0.48
31:EA:36:HIS:HA	31:EA:38:PHE:CZ	2.48	0.48
36:JA:66:LEU:HA	36:JA:72:LYS:HA	1.95	0.48
47:UA:26:VAL:O	47:UA:30:GLU:HB2	2.14	0.48
49:WA:262:VAL:HB	49:WA:272:ASP:HB3	1.95	0.48
59:GB:60:LEU:HD22	59:GB:93:LEU:HD11	1.94	0.48
60:HB:35:ILE:HG22	60:HB:37:THR:HG23	1.95	0.48
70:RB:26:LEU:HD23	70:RB:114:VAL:HG22	1.95	0.48
82:DC:24:VAL:HG23	82:DC:102:LEU:HD11	1.94	0.48
82:DC:323:VAL:HG12	82:DC:324:MET:CE	2.44	0.48
82:DC:410:LYS:HG2	82:DC:428:ILE:CG2	2.43	0.48
83:EC:6891:G:C2	83:EC:6938:A:N6	2.81	0.48
1:A:185:U:C3'	1:A:186:C:H5''	2.43	0.48
1:A:619:A:H5''	1:A:1141:G:H4'	1.94	0.48
1:A:694:U:H5'	1:A:695:U:H5	1.79	0.48
1:A:856:A:H61	57:EB:116:ARG:HA	1.77	0.48
1:A:977:A:H3'	1:A:978:A:H8	1.79	0.48

Continued on next page...

Continued from previous page...

Atom-1	Atom-2	Interatomic distance (Å)	Clash overlap (Å)
1:A:1203:A:H5'	1:A:1457:C:N4	2.21	0.48
1:A:1579:U:H1'	66:NB:139:GLN:HG3	1.94	0.48
1:A:1608:U:OP1	66:NB:72:GLY:HA2	2.12	0.48
2:B:880:G:C8	21:U:132:ALA:HB2	2.48	0.48
2:B:996:A:C2	4:D:79:A:H2	2.31	0.48
2:B:1043:C:H2'	2:B:1044:U:H6	1.79	0.48
2:B:1105:A:H2'	2:B:1106:G:O4'	2.12	0.48
2:B:1182:A:H2'	2:B:1183:C:C6	2.48	0.48
2:B:1579:C:H5	29:CA:33:ARG:CZ	2.26	0.48
2:B:1682:U:O2	26:Z:82:LYS:HG3	2.13	0.48
2:B:1698:C:H2'	2:B:1699:A:H8	1.77	0.48
2:B:1900:A:H2	2:B:1907:C:H41	1.60	0.48
2:B:2338:C:O3'	27:AA:48:ARG:HA	2.13	0.48
2:B:2483:G:OP2	5:E:97:LYS:HD3	2.12	0.48
2:B:2549:G:N1	12:L:33:ASN:HA	2.29	0.48
2:B:2558:U:H5'	12:L:40:VAL:CG2	2.41	0.48
2:B:2651:G:H5''	2:B:2652:U:C1'	2.43	0.48
2:B:2698:G:C3'	2:B:2699:G:H5''	2.43	0.48
2:B:2843:U:H5''	2:B:2844:C:C5	2.48	0.48
2:B:2854:U:H4'	14:N:160:PRO:HD3	1.94	0.48
3:C:145:U:O5'	3:C:145:U:H6	1.95	0.48
4:D:88:G:H5''	24:X:117:ARG:NH1	2.28	0.48
4:D:89:G:H5'	24:X:84:ARG:CD	2.43	0.48
5:E:77:ALA:HB1	5:E:82:VAL:HB	1.96	0.48
6:F:126:LEU:H	6:F:126:LEU:CD1	2.24	0.48
7:G:83:PRO:HB3	7:G:202:THR:OG1	2.13	0.48
7:G:113:GLU:HG2	7:G:166:ILE:HG22	1.95	0.48
7:G:262:TRP:CD1	20:T:65:ASN:HA	2.48	0.48
7:G:372:THR:OG1	7:G:375:GLU:HG3	2.14	0.48
8:H:4:PRO:CD	8:H:22:LEU:HD22	2.44	0.48
8:H:206:LEU:HB3	8:H:248:VAL:HG13	1.95	0.48
9:I:41:LYS:HZ2	25:Y:93:VAL:HG11	1.78	0.48
11:K:224:ILE:HG12	24:X:36:ILE:HG12	1.94	0.48
13:M:93:VAL:HG13	44:RA:82:LEU:CD1	2.43	0.48
13:M:165:CYS:HB3	13:M:179:ILE:H	1.78	0.48
14:N:191:LYS:CG	14:N:198:LYS:HB2	2.43	0.48
14:N:206:LEU:O	14:N:206:LEU:HD12	2.14	0.48
19:S:27:VAL:HA	19:S:129:TYR:CE2	2.48	0.48
20:T:142:SER:CA	20:T:145:VAL:HG22	2.43	0.48
20:T:142:SER:O	20:T:147:TRP:HB3	2.13	0.48
24:X:5:LYS:HD2	24:X:7:TYR:OH	2.12	0.48

Continued on next page...

Continued from previous page...

Atom-1	Atom-2	Interatomic distance (Å)	Clash overlap (Å)
29:CA:62:VAL:HG13	29:CA:90:ALA:HB2	1.96	0.48
31:EA:27:LYS:O	31:EA:42:LEU:HD13	2.12	0.48
34:HA:58:TYR:O	34:HA:62:LEU:HD12	2.13	0.48
36:JA:9:ILE:HG23	36:JA:63:THR:HB	1.96	0.48
37:KA:30:ILE:HG22	37:KA:31:LYS:N	2.29	0.48
39:MA:32:LYS:HE2	39:MA:44:ILE:HD11	1.96	0.48
53:AB:141:LYS:HB2	53:AB:144:ALA:O	2.13	0.48
55:CB:36:ALA:HB1	55:CB:42:LEU:CD2	2.42	0.48
63:KB:53:LEU:O	63:KB:57:ALA:HB3	2.14	0.48
66:NB:97:VAL:HG12	66:NB:98:ASP:H	1.78	0.48
68:PB:88:ARG:NH2	68:PB:108:LYS:HG3	2.29	0.48
72:TB:17:ALA:HB2	72:TB:25:VAL:HG11	1.94	0.48
72:TB:30:SER:HA	72:TB:34:ILE:HD12	1.94	0.48
77:YB:33:LEU:HD23	77:YB:81:ARG:CA	2.43	0.48
82:DC:115:VAL:HB	82:DC:145:GLN:HE22	1.78	0.48
82:DC:733:ILE:N	82:DC:733:ILE:HD12	2.28	0.48
1:A:122:U:H2'	1:A:123:G:C8	2.47	0.48
1:A:338:C:H1'	58:FB:5:ARG:CB	2.40	0.48
1:A:740:A:H2'	1:A:741:C:C5'	2.43	0.48
1:A:1049:U:H4'	77:YB:70:LYS:HE3	1.94	0.48
2:B:119:U:H4'	2:B:120:G:H3'	1.96	0.48
2:B:293:C:H2'	2:B:294:U:O4'	2.14	0.48
2:B:599:C:C3'	2:B:600:G:H5''	2.42	0.48
2:B:795:G:H4'	2:B:1111:U:O3'	2.13	0.48
2:B:867:G:H2'	2:B:868:C:C6	2.48	0.48
2:B:1232:C:O2'	2:B:1233:G:H5'	2.14	0.48
2:B:1456:A:H8	35:IA:26:LYS:HB3	1.78	0.48
2:B:1657:C:N4	2:B:1797:A:H3'	2.29	0.48
2:B:2249:G:OP2	2:B:2273:G:H2'	2.12	0.48
2:B:2351:U:H2'	2:B:2352:A:H8	1.78	0.48
2:B:2358:A:H3'	2:B:2359:C:H6	1.78	0.48
2:B:2417:U:O2'	2:B:2418:G:H5'	2.13	0.48
2:B:2684:C:H2'	2:B:2685:C:C6	2.49	0.48
2:B:2967:A:C5'	6:F:213:GLY:HA3	2.35	0.48
2:B:2968:G:H2'	2:B:2969:A:C8	2.49	0.48
2:B:3039:C:O2	27:AA:9:THR:HG21	2.14	0.48
2:B:3185:U:O2	24:X:170:THR:HG23	2.14	0.48
2:B:3198:U:O4	13:M:26:LYS:HD2	2.12	0.48
2:B:3353:G:H1'	2:B:3356:G:C1'	2.44	0.48
2:B:3365:U:H5''	28:BA:59:HIS:NE2	2.27	0.48
3:C:142:C:H5''	19:S:60:VAL:HG22	1.92	0.48

Continued on next page...

Continued from previous page...

Atom-1	Atom-2	Interatomic distance (Å)	Clash overlap (Å)
4:D:74:C:H2'	4:D:75:G:C5'	2.44	0.48
7:G:77:THR:O	7:G:323:MET:HA	2.13	0.48
8:H:119:ARG:HB2	8:H:119:ARG:HH11	1.77	0.48
8:H:359:LEU:CG	24:X:64:ILE:HG12	2.42	0.48
11:K:84:VAL:HG12	11:K:138:TYR:HD1	1.78	0.48
12:L:153:ILE:HD12	12:L:177:TYR:HB2	1.94	0.48
12:L:183:LYS:HA	12:L:186:LEU:HD12	1.95	0.48
17:Q:99:HIS:C	17:Q:99:HIS:ND1	2.67	0.48
20:T:8:VAL:HB	20:T:116:LYS:O	2.13	0.48
32:FA:124:ILE:HG12	32:FA:144:VAL:HG21	1.93	0.48
41:OA:8:PHE:CA	41:OA:11:ARG:HD3	2.33	0.48
46:TA:67:LYS:HA	46:TA:87:ARG:HA	1.95	0.48
48:VA:38:MET:HA	48:VA:185:LEU:HD11	1.94	0.48
50:XA:88:LYS:HD3	50:XA:201:LEU:CD2	2.43	0.48
52:ZA:140:ARG:HB3	52:ZA:221:THR:HB	1.95	0.48
57:EB:130:VAL:HB	57:EB:133:THR:OG1	2.13	0.48
61:IB:94:ILE:HD12	61:IB:94:ILE:N	2.28	0.48
70:RB:30:LYS:H	70:RB:30:LYS:HD2	1.79	0.48
73:UB:56:LYS:CD	73:UB:98:GLU:HG3	2.39	0.48
82:DC:39:LEU:HD21	82:DC:334:LEU:HB2	1.94	0.48
82:DC:646:VAL:HG21	82:DC:664:VAL:HG22	1.95	0.48
83:EC:6857:C:C2'	83:EC:6858:A:H5'	2.44	0.48
83:EC:6862:G:N2	83:EC:6863:C:H41	2.11	0.48
1:A:19:A:HO2'	1:A:571:G:H8	1.60	0.48
1:A:116:U:H2'	1:A:117:U:C6	2.48	0.48
1:A:256:A:H4'	58:FB:72:ILE:HG22	1.95	0.48
1:A:356:G:H2'	1:A:357:G:H8	1.79	0.48
1:A:385:A:H2'	1:A:386:G:H8	1.72	0.48
1:A:445:A:O4'	1:A:525:A:H5'	2.13	0.48
1:A:694:U:H3	57:EB:98:ILE:HD12	1.79	0.48
1:A:953:G:H1'	63:KB:114:ARG:HH21	1.78	0.48
1:A:976:G:H3'	1:A:1023:A:H2	1.79	0.48
1:A:1181:U:H2'	1:A:1182:U:O4'	2.14	0.48
1:A:1275:A:H4'	53:AB:145:ALA:HB1	1.95	0.48
1:A:1528:U:H5'	55:CB:108:LEU:HB3	1.95	0.48
2:B:170:G:H5''	39:MA:109:ILE:HG12	1.96	0.48
2:B:185:C:H2'	2:B:186:U:C5'	2.43	0.48
2:B:570:A:H2'	2:B:571:U:C6	2.48	0.48
2:B:627:U:O2'	2:B:1399:A:H1'	2.13	0.48
2:B:720:A:H3'	22:V:69:ARG:HH12	1.78	0.48
2:B:744:A:H2'	2:B:745:C:H5'	1.96	0.48

Continued on next page...

Continued from previous page...

Atom-1	Atom-2	Interatomic distance (Å)	Clash overlap (Å)
2:B:761:A:H2'	2:B:762:U:O4'	2.14	0.48
2:B:1046:A:O5'	2:B:1046:A:H8	1.95	0.48
2:B:1463:U:H2'	2:B:1464:G:O4'	2.14	0.48
2:B:1797:A:H2'	2:B:1798:A:H8	1.79	0.48
2:B:2162:U:H2'	2:B:2163:C:O4'	2.13	0.48
2:B:2261:G:H5'	2:B:2261:G:H8	1.78	0.48
2:B:2268:U:H3'	2:B:2269:U:H4'	1.96	0.48
2:B:2482:U:H2'	2:B:2483:G:O4'	2.14	0.48
2:B:2674:A:H2'	2:B:2675:C:O4'	2.13	0.48
2:B:2676:A:H4'	2:B:2677:G:C5'	2.44	0.48
2:B:3108:G:H21	13:M:163:GLN:NE2	1.98	0.48
2:B:3312:U:H4'	7:G:25:ILE:CG2	2.43	0.48
6:F:78:ALA:O	6:F:169:ILE:HA	2.13	0.48
8:H:141:ARG:HG3	8:H:180:LYS:HG3	1.96	0.48
9:I:17:GLN:HG2	25:Y:20:ARG:O	2.14	0.48
14:N:192:ASP:HA	14:N:197:VAL:HG23	1.95	0.48
17:Q:7:LEU:HB3	17:Q:8:PRO:HD2	1.95	0.48
18:R:47:ASP:HB2	18:R:55:ARG:HG2	1.95	0.48
18:R:123:LEU:HD21	20:T:193:GLN:HB2	1.94	0.48
20:T:53:LYS:HA	20:T:56:ASP:OD2	2.13	0.48
25:Y:75:ILE:HD12	25:Y:88:ARG:HG2	1.95	0.48
34:HA:33:SER:HB2	34:HA:93:LEU:HD11	1.95	0.48
37:KA:16:TYR:HB3	37:KA:24:ASN:O	2.14	0.48
49:WA:34:LEU:HD21	49:WA:80:ALA:HB1	1.95	0.48
50:XA:17:LEU:HA	50:XA:172:LEU:CD2	2.43	0.48
53:AB:98:ALA:HB3	53:AB:169:ASP:HB3	1.96	0.48
55:CB:51:VAL:HG13	55:CB:131:GLN:HA	1.95	0.48
56:DB:85:ARG:HH22	56:DB:87:ARG:HG3	1.79	0.48
57:EB:6:ALA:HB3	57:EB:9:LEU:HD13	1.96	0.48
57:EB:11:GLN:HG3	57:EB:13:PRO:CD	2.40	0.48
63:KB:142:GLU:C	63:KB:144:ALA:H	2.17	0.48
66:NB:49:TYR:O	66:NB:53:LEU:HG	2.14	0.48
68:PB:15:LEU:H	68:PB:15:LEU:CD2	2.24	0.48
72:TB:24:GLN:HG2	77:YB:5:GLN:O	2.14	0.48
72:TB:70:ASN:HB2	72:TB:130:TYR:O	2.13	0.48
82:DC:4:PHE:CD2	82:DC:45:ILE:HG12	2.48	0.48
1:A:522:U:H5''	74:VB:37:LYS:HG3	1.95	0.48
1:A:1687:U:H2'	1:A:1688:U:O4'	2.14	0.48
2:B:96:G:OP1	32:FA:34:MET:HB2	2.13	0.48
2:B:929:A:H1'	41:OA:49:TRP:CZ3	2.48	0.48
2:B:958:C:H5''	2:B:2800:G:OP1	2.13	0.48

Continued on next page...

Continued from previous page...

Atom-1	Atom-2	Interatomic distance (Å)	Clash overlap (Å)
2:B:1116:G:OP2	2:B:1116:G:H4'	2.13	0.48
2:B:1363:A:OP1	11:K:160:ARG:HD3	2.13	0.48
2:B:1689:U:H2'	2:B:1690:C:O4'	2.13	0.48
2:B:2410:U:H3	2:B:2801:A:H2	1.60	0.48
2:B:2510:U:HO2'	2:B:2511:A:H8	1.60	0.48
2:B:2518:C:H2'	2:B:2519:A:C8	2.49	0.48
2:B:2855:U:P	14:N:160:PRO:HB3	2.53	0.48
2:B:3039:C:H1'	27:AA:9:THR:CB	2.44	0.48
2:B:3216:G:C2'	2:B:3219:G:H1'	2.43	0.48
2:B:3308:C:H3'	2:B:3309:G:N2	2.28	0.48
3:C:111:A:N7	41:OA:29:VAL:HG21	2.29	0.48
4:D:64:A:N6	14:N:200:LEU:HD11	2.29	0.48
9:I:177:GLU:HA	9:I:180:PHE:CD2	2.48	0.48
12:L:37:GLY:O	12:L:38:GLN:HB3	2.14	0.48
12:L:48:ARG:HH21	12:L:49:TYR:HB3	1.74	0.48
13:M:41:ILE:O	13:M:42:ASP:HB2	2.14	0.48
14:N:5:PRO:CG	14:N:7:ARG:NH1	2.77	0.48
17:Q:92:THR:HG21	39:MA:111:PHE:HB3	1.96	0.48
25:Y:82:ASN:ND2	25:Y:83:ARG:HD3	2.29	0.48
26:Z:37:LEU:HD23	26:Z:56:VAL:HG11	1.95	0.48
29:CA:107:VAL:HG12	29:CA:108:LEU:H	1.79	0.48
31:EA:57:HIS:NE2	31:EA:65:ARG:HG3	2.29	0.48
37:KA:49:ILE:CG2	37:KA:71:VAL:HG23	2.43	0.48
48:VA:27:VAL:HG13	48:VA:84:VAL:HG11	1.96	0.48
50:XA:191:ARG:HG3	50:XA:192:THR:N	2.28	0.48
54:BB:162:ILE:HG22	54:BB:163:ASP:H	1.79	0.48
54:BB:201:HIS:CE1	54:BB:207:LEU:HB2	2.49	0.48
55:CB:59:VAL:C	55:CB:61:TYR:H	2.17	0.48
55:CB:182:ALA:C	55:CB:186:ASN:HD21	2.16	0.48
58:FB:97:THR:HA	58:FB:173:PRO:HG2	1.95	0.48
59:GB:137:GLY:O	59:GB:138:LYS:HB3	2.13	0.48
60:HB:24:LYS:HG2	60:HB:25:LYS:N	2.27	0.48
72:TB:75:ILE:HG22	72:TB:79:PHE:HE2	1.78	0.48
1:A:391:A:O4'	1:A:1731:A:H5'	2.14	0.48
1:A:408:C:H1'	1:A:1731:A:O2'	2.14	0.48
1:A:619:A:H1'	1:A:1140:G:H21	1.79	0.48
1:A:754:A:C3'	1:A:755:A:H5'	2.36	0.48
1:A:886:U:H2'	1:A:887:A:C8	2.48	0.48
1:A:975:C:H2'	1:A:976:G:C8	2.49	0.48
1:A:1112:G:H1'	1:A:1133:A:N6	2.28	0.48
1:A:1552:U:H2'	1:A:1553:G:O4'	2.14	0.48

Continued on next page...

Continued from previous page...

Atom-1	Atom-2	Interatomic distance (Å)	Clash overlap (Å)
1:A:1715:G:C3'	1:A:1716:C:H4'	2.44	0.48
2:B:126:U:H5''	19:S:140:LYS:HB2	1.96	0.48
2:B:130:A:H61	2:B:138:U:H3	1.60	0.48
2:B:663:C:H2'	2:B:664:U:C6	2.48	0.48
2:B:1521:G:H5''	29:CA:71:THR:HG21	1.96	0.48
2:B:1725:C:H2'	2:B:1726:C:C5	2.47	0.48
2:B:2139:A:H62	41:OA:4:GLY:N	2.12	0.48
2:B:2982:A:C2'	2:B:2983:C:H5''	2.43	0.48
2:B:3088:G:H2'	2:B:3089:C:O4'	2.14	0.48
2:B:3141:A:H5''	2:B:3142:A:H4'	1.95	0.48
3:C:73:U:OP1	30:DA:75:ARG:HB2	2.13	0.48
3:C:93:U:H2'	3:C:94:C:O4'	2.14	0.48
6:F:87:PHE:HB3	6:F:89:TYR:CE1	2.49	0.48
6:F:239:ALA:HB1	6:F:241:ARG:NH1	2.29	0.48
7:G:4:ARG:HD3	7:G:7:GLU:HA	1.95	0.48
7:G:339:ARG:CZ	7:G:342:LEU:HD21	2.44	0.48
9:I:63:GLN:HG2	9:I:77:ALA:HB1	1.94	0.48
9:I:164:LYS:HE3	9:I:195:LEU:HD21	1.96	0.48
12:L:75:ILE:C	12:L:77:GLN:H	2.17	0.48
15:O:115:LYS:HG2	15:O:116:TYR:H	1.79	0.48
22:V:82:VAL:HA	22:V:102:ALA:HB3	1.94	0.48
25:Y:74:VAL:HG12	25:Y:75:ILE:N	2.29	0.48
27:AA:93:LEU:HA	28:BA:20:LEU:HB3	1.94	0.48
31:EA:104:PRO:HA	31:EA:107:ARG:CG	2.43	0.48
32:FA:13:GLY:O	36:JA:36:LYS:HE2	2.14	0.48
37:KA:85:PHE:CE2	37:KA:88:ASN:HA	2.47	0.48
48:VA:12:PHE:CZ	48:VA:60:ARG:HG3	2.48	0.48
49:WA:8:VAL:HG12	49:WA:9:LEU:N	2.29	0.48
50:XA:93:THR:HG22	50:XA:181:VAL:HG21	1.95	0.48
50:XA:127:ARG:HG3	50:XA:127:ARG:HH11	1.79	0.48
52:ZA:230:TRP:HZ2	72:TB:46:TYR:CE1	2.32	0.48
54:BB:234:PRO:C	54:BB:236:ILE:H	2.17	0.48
68:PB:140:THR:HA	68:PB:143:ARG:HH11	1.78	0.48
72:TB:75:ILE:HG22	72:TB:79:PHE:CE2	2.49	0.48
73:UB:127:VAL:O	73:UB:130:VAL:HG22	2.14	0.48
82:DC:733:ILE:HD12	82:DC:733:ILE:H	1.78	0.48
1:A:348:U:H4'	58:FB:14:THR:HG22	1.94	0.48
1:A:390:G:H2'	1:A:391:A:O4'	2.14	0.48
1:A:845:G:C2'	1:A:846:G:H5''	2.35	0.48
1:A:856:A:N6	57:EB:116:ARG:HG3	2.29	0.48
1:A:954:G:H2'	1:A:955:A:C8	2.49	0.48

Continued on next page...

Continued from previous page...

Atom-1	Atom-2	Interatomic distance (Å)	Clash overlap (Å)
1:A:1293:U:H2'	1:A:1294:G:H8	1.78	0.48
1:A:1468:U:H1'	69:QB:88:VAL:HG23	1.95	0.48
1:A:1523:G:OP1	69:QB:78:LYS:HD3	2.14	0.48
1:A:1752:U:H2'	1:A:1753:A:H8	1.75	0.48
2:B:87:U:H5''	22:V:172:PHE:CE2	2.49	0.48
2:B:878:G:H5'	2:B:880:G:H1'	1.96	0.48
2:B:941:G:H1'	2:B:1435:A:H1'	1.96	0.48
2:B:1054:A:C5'	2:B:2637:A:H61	2.23	0.48
2:B:1805:C:H4'	38:LA:76:TYR:H	1.77	0.48
2:B:2122:G:H2'	2:B:2123:G:O4'	2.14	0.48
2:B:2151:C:H2'	2:B:2152:A:O4'	2.14	0.48
2:B:2304:C:H2'	2:B:2305:G:H5'	1.96	0.48
2:B:2392:C:H1'	7:G:266:ARG:NH2	2.21	0.48
2:B:2394:G:H2'	2:B:2395:G:C5'	2.43	0.48
2:B:2746:A:H5'	9:I:179:ARG:CG	2.34	0.48
3:C:69:U:C2'	3:C:70:G:H5'	2.44	0.48
4:D:27:A:H3'	9:I:57:ASN:HD22	1.79	0.48
4:D:118:A:H4'	9:I:79:TYR:HE2	1.79	0.48
7:G:67:PHE:CE2	27:AA:88:ARG:HB2	2.47	0.48
9:I:125:VAL:CG1	9:I:196:ARG:HG3	2.44	0.48
11:K:116:PHE:CE1	11:K:139:PRO:HG3	2.48	0.48
15:O:17:LEU:HG	15:O:19:LEU:HD21	1.96	0.48
19:S:49:ARG:HH11	19:S:49:ARG:HG3	1.79	0.48
21:U:28:ASN:OD1	21:U:84:PRO:HG3	2.14	0.48
30:DA:57:LEU:HD13	30:DA:66:GLN:O	2.13	0.48
30:DA:70:ILE:CD1	30:DA:82:VAL:HG22	2.39	0.48
31:EA:72:ILE:HG12	31:EA:111:LYS:HE2	1.94	0.48
34:HA:96:GLY:H	34:HA:100:ILE:HD11	1.76	0.48
36:JA:20:HIS:CD2	36:JA:42:VAL:HG21	2.49	0.48
46:TA:23:HIS:HD2	46:TA:72:LEU:O	1.96	0.48
54:BB:31:PRO:HG2	54:BB:38:LEU:HD13	1.96	0.48
55:CB:209:TYR:HE1	55:CB:213:LYS:HZ2	1.58	0.48
58:FB:135:LYS:C	58:FB:135:LYS:HD3	2.33	0.48
59:GB:48:GLN:HA	59:GB:51:LYS:HE2	1.96	0.48
63:KB:48:SER:O	63:KB:52:VAL:HG23	2.13	0.48
66:NB:60:PHE:HA	66:NB:63:ILE:CG1	2.44	0.48
66:NB:116:LEU:O	66:NB:117:LEU:HD13	2.14	0.48
67:OB:29:GLN:HE21	67:OB:29:GLN:H	1.62	0.48
69:QB:57:ARG:O	69:QB:61:VAL:HG23	2.14	0.48
69:QB:112:GLY:O	69:QB:127:ASN:HB3	2.14	0.48
82:DC:224:GLN:NE2	82:DC:328:LEU:CD2	2.76	0.48

Continued on next page...

Continued from previous page...

Atom-1	Atom-2	Interatomic distance (Å)	Clash overlap (Å)
82:DC:578:LYS:HE2	82:DC:583:HIS:N	2.29	0.48
1:A:206:A:C2'	1:A:207:U:H5'	2.44	0.48
1:A:208:U:H2'	1:A:209:U:C6	2.49	0.48
1:A:703:G:H2'	1:A:704:C:H5'	1.95	0.48
1:A:991:G:H4'	1:A:1786:G:C5'	2.44	0.48
1:A:1113:A:N1	1:A:1131:A:H5''	2.28	0.48
2:B:720:A:H5''	22:V:69:ARG:HH22	1.78	0.48
2:B:743:C:O2	22:V:141:ARG:HB2	2.14	0.48
2:B:941:G:H2'	2:B:942:U:O4'	2.14	0.48
2:B:1046:A:O5'	2:B:1046:A:C8	2.67	0.48
2:B:1057:A:H2'	2:B:1058:U:H5'	1.95	0.48
2:B:1078:U:H1'	2:B:1082:U:N3	2.29	0.48
2:B:1084:A:H5''	25:Y:35:LYS:CE	2.43	0.48
2:B:1235:U:OP2	16:P:77:ALA:HA	2.14	0.48
2:B:1323:G:H2'	2:B:1324:U:O4'	2.14	0.48
2:B:1438:U:H2'	2:B:1439:U:C6	2.49	0.48
2:B:1508:C:H3'	2:B:1509:A:H8	1.74	0.48
2:B:1523:U:H5'	2:B:1834:U:N3	2.29	0.48
2:B:1768:U:H2'	2:B:1769:G:C4'	2.44	0.48
2:B:2174:G:C8	2:B:2176:U:H1'	2.49	0.48
2:B:2944:U:H2'	2:B:2947:G:O6	2.14	0.48
2:B:2948:C:H5''	7:G:243:HIS:O	2.14	0.48
2:B:2999:U:H2'	2:B:3000:A:H8	1.78	0.48
2:B:3316:A:N1	7:G:124:LYS:HD2	2.29	0.48
4:D:73:C:O2	24:X:49:HIS:HB3	2.13	0.48
6:F:145:LYS:HA	6:F:158:ILE:O	2.14	0.48
6:F:243:THR:HG23	6:F:243:THR:O	2.13	0.48
7:G:92:TYR:CD1	7:G:101:SER:HA	2.49	0.48
11:K:103:LEU:HD23	11:K:108:LEU:HD12	1.95	0.48
12:L:75:ILE:O	12:L:76:ALA:HB3	2.14	0.48
12:L:77:GLN:O	12:L:80:TYR:O	2.32	0.48
13:M:13:PRO:O	13:M:16:VAL:HG23	2.14	0.48
15:O:14:ILE:HD12	15:O:14:ILE:N	2.29	0.48
16:P:73:VAL:O	16:P:75:PRO:HD3	2.13	0.48
18:R:14:LEU:HB3	24:X:149:LYS:HB2	1.96	0.48
19:S:35:VAL:CA	19:S:65:ARG:HE	2.15	0.48
19:S:91:GLU:HB2	46:TA:50:PHE:CZ	2.31	0.48
20:T:125:ARG:HG2	20:T:126:VAL:H	1.78	0.48
20:T:147:TRP:CZ3	20:T:150:GLU:HA	2.49	0.48
23:W:65:ALA:HA	23:W:68:GLN:HB2	1.95	0.48
30:DA:31:LEU:HD13	30:DA:101:PRO:HG3	1.96	0.48

Continued on next page...

Continued from previous page...

Atom-1	Atom-2	Interatomic distance (Å)	Clash overlap (Å)
32:FA:79:TRP:HH2	32:FA:121:VAL:HG21	1.78	0.48
32:FA:120:ASN:HA	32:FA:141:ALA:HB1	1.96	0.48
38:LA:67:LYS:HZ3	38:LA:67:LYS:HB2	1.77	0.48
40:NA:53:TYR:HA	40:NA:56:ARG:HB3	1.96	0.48
53:AB:5:ILE:HB	53:AB:10:LYS:HE3	1.96	0.48
53:AB:168:ILE:HA	53:AB:189:MET:HA	1.95	0.48
53:AB:172:THR:HA	53:AB:184:ILE:O	2.13	0.48
54:BB:98:ASN:HD22	54:BB:119:ALA:HB2	1.78	0.48
54:BB:98:ASN:ND2	54:BB:119:ALA:HB2	2.28	0.48
57:EB:11:GLN:CG	57:EB:13:PRO:HD2	2.37	0.48
58:FB:38:ILE:HD11	58:FB:80:GLY:HA2	1.92	0.48
58:FB:38:ILE:HD12	58:FB:94:ASN:HB3	1.95	0.48
61:IB:110:HIS:HB3	61:IB:138:ASN:ND2	2.29	0.48
65:MB:93:VAL:HA	65:MB:106:GLU:HA	1.95	0.48
70:RB:24:ILE:HG21	70:RB:91:ILE:HD12	1.96	0.48
82:DC:8:GLN:O	82:DC:12:LEU:HD13	2.13	0.48
82:DC:82:SER:O	82:DC:85:ASP:HB2	2.14	0.48
82:DC:144:ARG:HD3	82:DC:765:LEU:HD22	1.95	0.48
83:EC:6902:U:H3	83:EC:6911:A:H61	1.62	0.48
1:A:393:C:H2'	1:A:394:C:C6	2.48	0.47
1:A:636:A:OP1	72:TB:6:VAL:HB	2.13	0.47
1:A:762:A:HO2'	59:GB:71:PHE:HZ	1.61	0.47
1:A:792:U:H2'	1:A:793:A:O4'	2.14	0.47
1:A:962:C:H2'	1:A:963:A:O4'	2.14	0.47
1:A:1048:G:O2'	1:A:1049:U:H5'	2.13	0.47
1:A:1138:A:O2'	1:A:1139:A:H5'	2.13	0.47
1:A:1390:U:OP1	67:OB:5:ARG:HD2	2.14	0.47
1:A:1546:G:H21	68:PB:87:ASN:CB	2.26	0.47
2:B:609:G:N7	8:H:308:LYS:HE3	2.28	0.47
2:B:680:G:H4'	2:B:789:A:H4'	1.96	0.47
2:B:865:U:H2'	2:B:866:A:H5'	1.96	0.47
2:B:1041:U:H2'	2:B:1042:U:H5'	1.95	0.47
2:B:1115:G:H3'	2:B:1115:G:N3	2.29	0.47
2:B:1222:G:H5''	48:VA:56:ASN:HB3	1.95	0.47
2:B:1690:C:OP1	23:W:60:LYS:HB2	2.14	0.47
2:B:2830:G:H2'	2:B:2831:G:O4'	2.14	0.47
6:F:126:LEU:HD12	6:F:126:LEU:N	2.24	0.47
7:G:148:LEU:O	7:G:152:LYS:HG3	2.14	0.47
9:I:229:ASP:O	9:I:230:ASP:HB3	2.13	0.47
11:K:25:GLN:C	11:K:27:ALA:H	2.16	0.47
11:K:223:PHE:CE2	24:X:35:VAL:HB	2.49	0.47

Continued on next page...

Continued from previous page...

Atom-1	Atom-2	Interatomic distance (Å)	Clash overlap (Å)
11:K:240:VAL:HA	11:K:243:MET:HB2	1.96	0.47
13:M:36:LYS:HE3	13:M:74:LEU:CD2	2.44	0.47
19:S:144:ARG:HG2	19:S:144:ARG:HH11	1.79	0.47
23:W:134:HIS:CD2	23:W:137:ALA:HB2	2.49	0.47
23:W:162:ARG:HA	23:W:166:ASN:OD1	2.14	0.47
27:AA:68:GLU:O	27:AA:69:LEU:HD12	2.14	0.47
29:CA:107:VAL:HA	29:CA:126:LEU:HA	1.96	0.47
32:FA:42:ARG:HG3	32:FA:43:ILE:HD12	1.96	0.47
32:FA:60:TYR:HB3	32:FA:63:LYS:HD2	1.96	0.47
36:JA:32:TRP:HH2	36:JA:52:GLN:HE21	1.60	0.47
39:MA:38:ARG:HB2	39:MA:38:ARG:NH1	2.28	0.47
39:MA:70:TYR:CD2	39:MA:77:PRO:HD3	2.49	0.47
39:MA:92:LEU:C	39:MA:97:ALA:HB2	2.35	0.47
45:SA:11:ARG:HH11	45:SA:11:ARG:CB	2.26	0.47
52:ZA:140:ARG:HB3	52:ZA:221:THR:OG1	2.14	0.47
54:BB:140:VAL:HG22	54:BB:146:THR:HB	1.96	0.47
55:CB:142:PRO:HA	55:CB:214:LYS:HE2	1.96	0.47
56:DB:135:PRO:HB2	56:DB:141:ILE:HG12	1.95	0.47
56:DB:195:VAL:O	56:DB:199:GLN:HG3	2.14	0.47
57:EB:131:PHE:N	57:EB:132:PRO:HD2	2.29	0.47
61:IB:57:LYS:CB	61:IB:131:ILE:HG23	2.44	0.47
61:IB:108:PRO:HB2	61:IB:135:VAL:HG22	1.96	0.47
66:NB:7:VAL:O	66:NB:7:VAL:HG23	2.14	0.47
66:NB:131:GLY:HA3	66:NB:136:SER:O	2.14	0.47
80:BC:38:LEU:O	80:BC:42:ARG:HB2	2.14	0.47
82:DC:143:LEU:HD11	82:DC:189:VAL:HG22	1.96	0.47
82:DC:147:LEU:HD22	82:DC:193:ALA:HB2	1.96	0.47
82:DC:218:TRP:HB2	82:DC:328:LEU:O	2.14	0.47
1:A:15:U:H2'	1:A:16:G:O4'	2.13	0.47
1:A:262:U:H2'	1:A:263:C:C6	2.49	0.47
1:A:569:C:H4'	1:A:583:C:H5''	1.95	0.47
1:A:951:A:H2'	1:A:952:A:O4'	2.14	0.47
1:A:977:A:H61	1:A:1774:G:H1'	1.79	0.47
1:A:1334:U:O2	79:AC:56:ARG:HD3	2.14	0.47
1:A:1455:G:H2'	1:A:1456:C:H5'	1.96	0.47
2:B:349:A:H2	3:C:22:U:O2'	1.96	0.47
2:B:585:A:H2'	2:B:586:C:C6	2.49	0.47
2:B:807:A:H4'	2:B:2811:A:O2'	2.13	0.47
2:B:853:G:H2'	2:B:854:G:O4'	2.14	0.47
2:B:1062:A:H4'	25:Y:105:PHE:CE2	2.49	0.47
2:B:1456:A:H62	35:IA:64:VAL:CG2	2.27	0.47

Continued on next page...

Continued from previous page...

Atom-1	Atom-2	Interatomic distance (Å)	Clash overlap (Å)
2:B:1741:A:H8	2:B:1785:U:HO2'	1.62	0.47
2:B:2165:G:H1'	2:B:2168:A:H62	1.79	0.47
2:B:2197:C:N4	2:B:2241:U:H3'	2.29	0.47
2:B:2809:C:C2	2:B:2810:C:H1'	2.48	0.47
2:B:3232:G:H2'	2:B:3233:C:H6	1.74	0.47
7:G:220:VAL:HG22	7:G:274:SER:OG	2.13	0.47
7:G:246:LEU:O	7:G:246:LEU:HD12	2.15	0.47
7:G:256:HIS:HA	7:G:257:PRO:C	2.35	0.47
8:H:156:LEU:C	8:H:156:LEU:HD23	2.34	0.47
8:H:193:LYS:HG3	8:H:198:ARG:HG3	1.96	0.47
8:H:230:VAL:HG23	8:H:233:LEU:HD11	1.96	0.47
9:I:205:SER:HA	9:I:208:MET:CG	2.45	0.47
10:J:59:GLU:H	10:J:59:GLU:CD	2.17	0.47
12:L:71:VAL:HG23	12:L:235:GLY:N	2.29	0.47
12:L:221:ASN:C	12:L:225:LYS:HG3	2.35	0.47
13:M:47:LYS:HE2	18:R:5:SER:CB	2.45	0.47
16:P:119:LYS:HG3	16:P:121:PHE:CE2	2.48	0.47
18:R:35:ILE:CG1	18:R:46:ILE:HG22	2.40	0.47
20:T:5:PRO:O	20:T:32:LYS:HB2	2.14	0.47
20:T:27:LEU:HD21	20:T:102:LEU:HB2	1.95	0.47
36:JA:94:ALA:O	36:JA:119:VAL:HA	2.15	0.47
37:KA:74:THR:HA	37:KA:81:VAL:HG12	1.94	0.47
40:NA:34:SER:O	40:NA:38:LYS:HB2	2.13	0.47
44:RA:98:LYS:HZ1	44:RA:118:THR:HB	1.79	0.47
49:WA:112:SER:CB	49:WA:153:GLN:HA	2.43	0.47
49:WA:132:LYS:HE2	49:WA:143:THR:HG23	1.94	0.47
52:ZA:76:LEU:HD11	52:ZA:105:GLY:HA2	1.95	0.47
52:ZA:88:LYS:HG2	52:ZA:90:THR:HG23	1.96	0.47
53:AB:71:LEU:O	53:AB:75:LYS:HG2	2.14	0.47
56:DB:153:VAL:HG13	56:DB:156:PHE:HB2	1.96	0.47
60:HB:11:ILE:HD12	60:HB:46:LEU:HD22	1.96	0.47
66:NB:90:VAL:HG12	66:NB:102:LYS:HG3	1.96	0.47
69:QB:99:SER:HA	69:QB:102:ARG:HH11	1.79	0.47
70:RB:23:ARG:HB3	70:RB:117:VAL:HG13	1.96	0.47
72:TB:97:ARG:HB2	72:TB:97:ARG:HH11	1.78	0.47
73:UB:125:VAL:C	73:UB:132:LEU:HD23	2.33	0.47
74:VB:5:VAL:HA	74:VB:28:LEU:O	2.14	0.47
78:ZB:44:VAL:HG11	78:ZB:48:VAL:HG21	1.95	0.47
1:A:1529:C:H1'	69:QB:12:GLN:OE1	2.14	0.47
1:A:1649:G:N2	1:A:1751:C:O2	2.42	0.47
2:B:346:C:C4	3:C:25:G:H4'	2.49	0.47

Continued on next page...

Continued from previous page...

Atom-1	Atom-2	Interatomic distance (Å)	Clash overlap (Å)
2:B:592:A:OP2	10:J:17:ALA:N	2.47	0.47
2:B:646:A:O5'	2:B:646:A:H8	1.97	0.47
2:B:728:G:OP1	22:V:43:PRO:HB3	2.15	0.47
2:B:852:U:H2'	2:B:853:G:C8	2.49	0.47
2:B:1194:G:H8	2:B:1194:G:O5'	1.97	0.47
2:B:1296:C:H2'	2:B:1297:C:C6	2.50	0.47
2:B:1915:A:H4'	23:W:84:THR:N	2.29	0.47
2:B:2369:G:H2'	2:B:2370:G:N9	2.27	0.47
2:B:2573:G:OP2	31:EA:58:GLY:HA3	2.14	0.47
2:B:2652:U:H2'	2:B:2653:C:H6	1.79	0.47
2:B:2687:G:OP1	9:I:8:LYS:HE3	2.14	0.47
2:B:3059:G:H22	2:B:3332:U:H4'	1.79	0.47
2:B:3133:C:H2'	2:B:3134:A:C4'	2.45	0.47
2:B:3329:U:H5'	7:G:309:GLY:CA	2.44	0.47
3:C:68:G:OP1	41:OA:86:ALA:HB3	2.13	0.47
4:D:8:G:H2'	4:D:9:C:C6	2.49	0.47
6:F:83:HIS:HA	47:UA:64:VAL:HG12	1.95	0.47
7:G:78:VAL:HG11	7:G:311:PHE:CE2	2.48	0.47
8:H:34:ILE:CG2	8:H:121:ALA:HB2	2.44	0.47
8:H:219:LEU:HD13	8:H:227:THR:HG22	1.95	0.47
9:I:98:ALA:HB1	9:I:162:ALA:HB2	1.96	0.47
10:J:47:PHE:CZ	10:J:75:PRO:HD2	2.49	0.47
11:K:104:GLN:HG2	22:V:6:THR:HG22	1.96	0.47
12:L:93:LEU:HD21	12:L:207:ASP:HB3	1.96	0.47
14:N:171:TRP:HA	14:N:178:ARG:HD2	1.96	0.47
19:S:142:ILE:O	19:S:148:TYR:HB2	2.15	0.47
24:X:13:ARG:HG3	24:X:51:VAL:HG11	1.96	0.47
27:AA:80:ARG:HE	27:AA:95:PHE:CB	2.26	0.47
29:CA:139:ILE:HG21	29:CA:141:TYR:CE2	2.49	0.47
32:FA:121:VAL:HG12	32:FA:123:VAL:HG23	1.96	0.47
34:HA:26:GLY:O	34:HA:30:THR:HG23	2.14	0.47
38:LA:12:PRO:HG2	38:LA:13:TYR:CD2	2.49	0.47
48:VA:122:ARG:HA	48:VA:155:ASP:CG	2.35	0.47
53:AB:132:LYS:HD3	53:AB:192:PRO:HD2	1.96	0.47
56:DB:4:ASN:HA	56:DB:15:THR:HG22	1.96	0.47
56:DB:82:SER:O	56:DB:83:CYS:HB2	2.14	0.47
68:PB:11:PHE:CE1	68:PB:59:GLY:HA3	2.49	0.47
69:QB:4:VAL:HG11	69:QB:137:ALA:HB2	1.95	0.47
72:TB:81:VAL:HG11	72:TB:86:ILE:CG2	2.39	0.47
75:WB:54:VAL:HB	75:WB:55:PRO:HD3	1.95	0.47
77:YB:62:ILE:HD11	77:YB:64:CYS:O	2.14	0.47

Continued on next page...

Continued from previous page...

Atom-1	Atom-2	Interatomic distance (Å)	Clash overlap (Å)
1:A:407:A:H5'	56:DB:94:ARG:NH2	2.29	0.47
1:A:525:A:H2'	1:A:526:A:C8	2.49	0.47
1:A:1078:C:H2'	1:A:1079:U:C6	2.50	0.47
1:A:1165:G:H2'	1:A:1166:A:C8	2.50	0.47
1:A:1371:A:N3	1:A:1373:C:H5''	2.29	0.47
1:A:1524:A:C2	1:A:1590:G:H1'	2.49	0.47
1:A:1547:A:H2'	1:A:1548:G:O4'	2.14	0.47
1:A:1558:U:H4'	68:PB:135:GLY:CA	2.41	0.47
1:A:1617:U:H1'	78:ZB:23:GLY:HA3	1.95	0.47
2:B:19:U:H2'	2:B:20:A:C8	2.49	0.47
2:B:430:U:C4'	37:KA:90:PRO:HG3	2.45	0.47
2:B:792:G:H5''	32:FA:2:PRO:HG3	1.96	0.47
2:B:869:G:H2'	2:B:870:G:C8	2.48	0.47
2:B:980:A:H2'	2:B:981:U:O4'	2.14	0.47
2:B:987:U:OP1	11:K:125:GLU:HG3	2.14	0.47
2:B:1394:A:H2'	2:B:1395:G:O4'	2.14	0.47
2:B:1402:C:H2'	2:B:1403:C:C6	2.49	0.47
2:B:1646:G:H21	2:B:1809:A:H62	1.63	0.47
2:B:2146:C:H2'	2:B:2147:A:C8	2.49	0.47
2:B:2442:G:C2'	2:B:2443:A:H5''	2.23	0.47
2:B:2555:G:N2	31:EA:136:PHE:HA	2.29	0.47
2:B:2666:C:H1'	2:B:2691:A:N3	2.29	0.47
2:B:2947:G:C2	7:G:250:ALA:HB1	2.49	0.47
2:B:3133:C:H2'	2:B:3134:A:O4'	2.14	0.47
2:B:3187:A:H5''	18:R:8:LYS:HE3	1.95	0.47
2:B:3206:C:OP2	2:B:3207:U:H4'	2.14	0.47
2:B:3323:A:H2	35:IA:106:THR:CG2	2.27	0.47
2:B:3356:G:H2'	2:B:3357:U:C6	2.50	0.47
7:G:49:TYR:N	7:G:79:VAL:HG22	2.29	0.47
8:H:309:ARG:NH2	8:H:312:VAL:HB	2.30	0.47
9:I:232:ASP:H	9:I:235:SER:HB3	1.80	0.47
10:J:13:GLU:CD	36:JA:88:HIS:HA	2.35	0.47
11:K:123:THR:O	11:K:126:LEU:HB2	2.15	0.47
12:L:238:LEU:HB3	12:L:242:ALA:HB3	1.95	0.47
16:P:106:LEU:HB3	16:P:110:ILE:CD1	2.44	0.47
17:Q:42:ARG:HE	17:Q:51:LEU:HB3	1.80	0.47
21:U:60:PHE:HE2	21:U:82:ARG:HB2	1.79	0.47
24:X:24:LEU:CD2	24:X:59:VAL:HG11	2.44	0.47
25:Y:39:ILE:HA	25:Y:62:GLY:O	2.13	0.47
30:DA:48:LEU:CD2	30:DA:118:LEU:HG	2.44	0.47
39:MA:9:LEU:HA	39:MA:17:LEU:HD21	1.97	0.47

Continued on next page...

Continued from previous page...

Atom-1	Atom-2	Interatomic distance (Å)	Clash overlap (Å)
40:NA:4:LYS:HA	40:NA:12:ASN:CB	2.43	0.47
46:TA:26:THR:OG1	46:TA:71:ARG:HB3	2.14	0.47
50:XA:62:ARG:CD	71:SB:36:VAL:HG12	2.42	0.47
50:XA:125:ASP:OD2	50:XA:164:ASN:HB2	2.14	0.47
50:XA:175:TYR:CD2	50:XA:199:PRO:HG3	2.50	0.47
52:ZA:126:ARG:O	52:ZA:130:ILE:HD13	2.15	0.47
52:ZA:223:GLY:HA3	71:SB:25:LYS:NZ	2.30	0.47
55:CB:164:PRO:HG3	78:ZB:52:ASP:HB3	1.96	0.47
56:DB:75:LEU:H	56:DB:97:VAL:HG23	1.78	0.47
69:QB:86:ARG:HB2	69:QB:89:ARG:HB2	1.96	0.47
82:DC:250:PHE:HA	82:DC:257:TRP:HA	1.96	0.47
82:DC:322:VAL:HG12	82:DC:326:LYS:HE3	1.97	0.47
82:DC:650:THR:HG22	82:DC:690:ASP:HA	1.95	0.47
83:EC:6883:A:H2'	83:EC:6884:G:C4'	2.45	0.47
1:A:62:A:H4'	1:A:269:G:C4'	2.30	0.47
1:A:322:G:H4'	1:A:323:A:OP1	2.14	0.47
1:A:639:U:OP1	57:EB:117:THR:HG23	2.14	0.47
1:A:965:U:H3'	1:A:966:A:C5'	2.42	0.47
1:A:1132:A:H2'	1:A:1133:A:H8	1.72	0.47
1:A:1374:C:H2'	1:A:1375:A:C8	2.49	0.47
1:A:1503:A:H2'	1:A:1504:G:O4'	2.15	0.47
1:A:1533:C:H5	75:WB:77:ARG:HH21	1.60	0.47
1:A:1600:A:H4'	1:A:1601:G:OP1	2.13	0.47
2:B:243:G:OP2	39:MA:115:LYS:HE3	2.15	0.47
2:B:360:G:H22	2:B:927:C:H1'	1.79	0.47
2:B:361:A:H5''	41:OA:36:SER:CA	2.44	0.47
2:B:749:C:H4'	33:GA:43:HIS:HE1	1.77	0.47
2:B:757:C:C3'	2:B:758:C:H5''	2.45	0.47
2:B:771:A:H2'	2:B:772:U:O4'	2.14	0.47
2:B:885:U:H5''	2:B:1851:G:C4'	2.39	0.47
2:B:1797:A:H2'	2:B:1798:A:C8	2.49	0.47
2:B:1879:A:H3'	2:B:1880:U:H5'	1.95	0.47
2:B:2130:G:N2	2:B:2132:C:H5''	2.29	0.47
2:B:2419:A:H2'	2:B:2420:C:C6	2.49	0.47
2:B:2484:A:H5''	5:E:130:LYS:HD2	1.96	0.47
2:B:2800:G:O2'	2:B:2801:A:H5'	2.15	0.47
2:B:3001:C:H2'	2:B:3002:C:O4'	2.14	0.47
2:B:3116:G:P	2:B:3116:G:H8	2.37	0.47
2:B:3188:G:H2'	2:B:3189:G:C8	2.49	0.47
2:B:3314:A:H5''	7:G:116:ARG:NH2	2.26	0.47
4:D:66:A:H2'	4:D:67:G:C8	2.50	0.47

Continued on next page...

Continued from previous page...

Atom-1	Atom-2	Interatomic distance (Å)	Clash overlap (Å)
4:D:96:U:O2'	4:D:97:A:H5'	2.13	0.47
7:G:194:TRP:HA	7:G:197:GLU:HB2	1.97	0.47
8:H:23:PRO:HB3	8:H:259:ASP:OD1	2.14	0.47
10:J:72:ASN:HD22	10:J:72:ASN:N	2.04	0.47
10:J:154:LEU:HA	10:J:157:GLN:OE1	2.14	0.47
11:K:137:GLY:O	11:K:139:PRO:HD3	2.14	0.47
12:L:128:LYS:CG	12:L:129:PRO:HD2	2.44	0.47
13:M:90:MET:SD	13:M:158:ALA:HB1	2.55	0.47
14:N:42:THR:HG22	14:N:45:GLU:CG	2.30	0.47
17:Q:113:VAL:O	17:Q:117:LYS:HD3	2.15	0.47
19:S:45:PRO:O	19:S:49:ARG:HB2	2.15	0.47
19:S:67:ARG:HA	19:S:126:THR:O	2.14	0.47
22:V:62:VAL:O	22:V:87:VAL:HA	2.15	0.47
23:W:175:GLN:HA	23:W:178:ALA:CB	2.45	0.47
25:Y:40:VAL:O	25:Y:61:THR:HG23	2.14	0.47
32:FA:19:LYS:O	32:FA:24:LYS:HA	2.14	0.47
32:FA:73:LEU:HD22	32:FA:109:TYR:CB	2.44	0.47
38:LA:22:VAL:HG13	38:LA:30:LEU:HD21	1.96	0.47
53:AB:47:GLU:HG2	53:AB:49:ILE:CD1	2.45	0.47
53:AB:105:MET:CE	53:AB:118:ALA:HB1	2.44	0.47
54:BB:42:LEU:HD23	54:BB:43:PRO:O	2.15	0.47
58:FB:29:LEU:CD2	58:FB:31:ARG:HH11	2.27	0.47
59:GB:34:PHE:CD2	59:GB:105:LEU:HD13	2.49	0.47
59:GB:66:ASP:O	59:GB:70:LEU:HG	2.14	0.47
69:QB:52:GLY:HA2	69:QB:55:TYR:CD2	2.49	0.47
71:SB:28:ASP:OD2	71:SB:30:ALA:HB3	2.14	0.47
79:AC:24:CYS:O	79:AC:25:SER:HB2	2.15	0.47
82:DC:606:ILE:HG21	82:DC:619:MET:HE1	1.97	0.47
82:DC:743:ILE:O	82:DC:747:LEU:HD22	2.14	0.47
1:A:919:A:H2'	1:A:920:U:C5	2.49	0.47
1:A:961:U:H4'	63:KB:47:PRO:CB	2.45	0.47
2:B:197:G:H2'	2:B:198:A:O4'	2.15	0.47
2:B:624:G:O2'	2:B:625:G:H5'	2.15	0.47
2:B:858:A:H2'	2:B:859:G:C8	2.50	0.47
2:B:996:A:C2	4:D:79:A:C2	3.02	0.47
2:B:1552:G:H5'	2:B:2171:G:C5'	2.43	0.47
2:B:1708:C:H2'	2:B:1709:C:H6	1.78	0.47
2:B:1757:A:H5''	26:Z:94:ARG:NH2	2.29	0.47
2:B:2159:U:O5'	2:B:2159:U:H6	1.97	0.47
2:B:2175:U:C4	6:F:20:THR:HG21	2.50	0.47
2:B:2787:G:O3'	32:FA:57:GLY:HA2	2.15	0.47

Continued on next page...

Continued from previous page...

Atom-1	Atom-2	Interatomic distance (Å)	Clash overlap (Å)
2:B:2795:U:H5'	2:B:2796:G:C5'	2.44	0.47
2:B:3248:C:H4'	20:T:114:LYS:HD2	1.97	0.47
3:C:37:A:OP1	39:MA:86:ARG:HB2	2.14	0.47
3:C:131:A:H1'	29:CA:93:TYR:CZ	2.50	0.47
8:H:114:ASN:HB3	8:H:117:GLU:HB2	1.96	0.47
9:I:184:ASP:HB3	9:I:187:THR:CG2	2.43	0.47
11:K:55:TYR:CZ	11:K:141:TYR:HE2	2.33	0.47
13:M:180:TYR:CD2	44:RA:86:ALA:HA	2.49	0.47
17:Q:3:ILE:HD11	32:FA:34:MET:SD	2.55	0.47
17:Q:39:ARG:O	17:Q:51:LEU:HD11	2.15	0.47
17:Q:59:ARG:N	17:Q:69:VAL:HG23	2.29	0.47
23:W:163:ARG:O	23:W:167:ARG:HB3	2.14	0.47
36:JA:84:THR:OG1	36:JA:85:LEU:HD23	2.15	0.47
39:MA:85:THR:HB	39:MA:88:LEU:HD12	1.96	0.47
48:VA:120:TRP:HB2	48:VA:157:LYS:HZ3	1.79	0.47
50:XA:31:VAL:C	50:XA:33:GLN:H	2.18	0.47
53:AB:12:VAL:HG22	70:RB:84:MET:SD	2.54	0.47
54:BB:42:LEU:HD22	54:BB:101:LEU:HD11	1.96	0.47
55:CB:215:ASP:HA	55:CB:218:GLU:HB2	1.95	0.47
56:DB:121:LEU:H	56:DB:125:THR:HB	1.80	0.47
56:DB:139:ASN:HA	56:DB:142:ARG:HB2	1.96	0.47
63:KB:62:GLN:HB2	63:KB:65:VAL:HG23	1.96	0.47
71:SB:69:LEU:HD23	71:SB:72:LEU:HD12	1.95	0.47
73:UB:38:PHE:CZ	73:UB:45:GLY:HA3	2.50	0.47
82:DC:96:ASN:HA	82:DC:98:PHE:CE2	2.49	0.47
82:DC:280:PRO:O	82:DC:284:LEU:HG	2.14	0.47
82:DC:488:VAL:HG12	82:DC:796:MET:CB	2.45	0.47
82:DC:644:ASN:HD22	82:DC:684:VAL:CB	2.25	0.47
82:DC:662:SER:CB	82:DC:705:ILE:HB	2.45	0.47
83:EC:6835:U:H5'	83:EC:6874:A:N7	2.30	0.47
1:A:35:U:H2'	1:A:36:C:H6	1.79	0.47
1:A:95:G:H3'	1:A:96:G:H8	1.79	0.47
1:A:102:U:H5'	58:FB:20:GLN:O	2.13	0.47
1:A:168:A:O2'	1:A:169:A:H5'	2.15	0.47
1:A:250:C:H6	1:A:250:C:H5'	1.79	0.47
1:A:302:U:H1'	1:A:334:G:N2	2.29	0.47
1:A:399:A:H4'	54:BB:3:ARG:HG2	1.96	0.47
1:A:810:G:N2	57:EB:108:GLN:HG3	2.30	0.47
1:A:862:A:H2	1:A:963:A:O2'	1.98	0.47
1:A:1146:G:H21	1:A:1635:A:H2	1.63	0.47
1:A:1629:G:H5''	1:A:1794:A:OP2	2.14	0.47

Continued on next page...

Continued from previous page...

Atom-1	Atom-2	Interatomic distance (Å)	Clash overlap (Å)
1:A:1635:A:H5'	1:A:1638:G:H4'	1.97	0.47
1:A:1676:U:H5''	58:FB:58:LEU:CD2	2.44	0.47
2:B:48:A:H5'	2:B:50:U:H1'	1.95	0.47
2:B:89:A:P	22:V:170:ARG:HD3	2.54	0.47
2:B:277:G:H2'	2:B:278:U:H6	1.79	0.47
2:B:546:C:C5'	2:B:547:G:H5'	2.27	0.47
2:B:576:C:H5''	11:K:142:SER:HB3	1.95	0.47
2:B:839:C:H4'	2:B:1724:U:H3'	1.97	0.47
2:B:914:A:C2	6:F:204:MET:HB3	2.49	0.47
2:B:938:C:H2'	2:B:939:U:C6	2.49	0.47
2:B:978:G:H1'	2:B:1104:G:N2	2.30	0.47
2:B:1076:C:H2'	2:B:1077:U:O4'	2.15	0.47
2:B:1364:C:H5''	22:V:3:ILE:CB	2.44	0.47
2:B:1405:U:P	36:JA:59:SER:H	2.38	0.47
2:B:1544:G:H5'	19:S:67:ARG:CZ	2.44	0.47
2:B:1940:G:H21	2:B:3362:A:C1'	2.19	0.47
2:B:2107:A:H2'	2:B:2108:C:C6	2.50	0.47
2:B:2177:G:C2	6:F:126:LEU:HG	2.50	0.47
2:B:2334:U:C2'	2:B:2335:G:H5''	2.39	0.47
2:B:2422:C:H2'	2:B:2423:U:H6	1.72	0.47
2:B:2624:G:H1'	2:B:2626:A:N6	2.30	0.47
2:B:2672:G:O3'	15:O:95:ASN:HA	2.14	0.47
2:B:2948:C:H2'	2:B:2949:U:H6	1.79	0.47
2:B:3000:A:C5'	2:B:3296:A:H5''	2.34	0.47
2:B:3015:G:H2'	2:B:3016:A:C8	2.50	0.47
2:B:3034:C:C2'	2:B:3035:A:H5'	2.44	0.47
2:B:3064:U:H2'	2:B:3065:G:H8	1.79	0.47
2:B:3136:G:OP1	7:G:31:ALA:HB1	2.15	0.47
2:B:3213:A:H2'	2:B:3214:U:O4'	2.15	0.47
3:C:52:A:OP1	43:QA:21:ARG:HG2	2.14	0.47
4:D:97:A:H1'	11:K:225:GLN:OE1	2.14	0.47
4:D:103:A:H2'	4:D:104:A:C8	2.49	0.47
4:D:109:G:H2'	4:D:110:G:O4'	2.14	0.47
4:D:118:A:H4'	9:I:79:TYR:CE2	2.49	0.47
9:I:113:LEU:HD22	9:I:142:PHE:CE1	2.50	0.47
9:I:289:LYS:HB2	14:N:206:LEU:HD21	1.97	0.47
13:M:47:LYS:HE2	18:R:7:VAL:HG23	1.97	0.47
13:M:132:VAL:CG2	13:M:146:LEU:HB3	2.44	0.47
14:N:98:ARG:HD3	14:N:119:TRP:CZ2	2.50	0.47
15:O:32:ARG:O	15:O:36:VAL:HG23	2.14	0.47
16:P:57:LYS:HD3	16:P:57:LYS:N	2.29	0.47

Continued on next page...

Continued from previous page...

Atom-1	Atom-2	Interatomic distance (Å)	Clash overlap (Å)
17:Q:47:ALA:HB3	39:MA:115:LYS:HZ2	1.78	0.47
18:R:21:VAL:HG21	18:R:46:ILE:HG21	1.96	0.47
18:R:35:ILE:HD12	18:R:35:ILE:H	1.79	0.47
18:R:42:LYS:HB3	18:R:59:ASN:HD21	1.80	0.47
19:S:199:LEU:HB3	19:S:203:ARG:HD2	1.97	0.47
21:U:4:TYR:CE1	21:U:147:GLU:HB2	2.49	0.47
23:W:145:ALA:O	23:W:149:ALA:HB2	2.14	0.47
28:BA:6:ASP:HB3	28:BA:10:GLY:H	1.78	0.47
29:CA:85:GLN:HA	29:CA:120:LYS:O	2.15	0.47
29:CA:130:TYR:HB3	29:CA:131:ASP:H	1.62	0.47
30:DA:27:ARG:HA	30:DA:30:LEU:CB	2.31	0.47
31:EA:87:LEU:HG	31:EA:88:ASP:H	1.79	0.47
36:JA:82:LEU:HD13	36:JA:82:LEU:C	2.35	0.47
37:KA:85:PHE:HD2	37:KA:88:ASN:HA	1.75	0.47
38:LA:51:LEU:HD11	38:LA:56:THR:HG22	1.95	0.47
38:LA:65:VAL:HG12	38:LA:66:SER:N	2.28	0.47
46:TA:65:THR:OG1	46:TA:87:ARG:HB3	2.13	0.47
48:VA:19:LEU:HA	48:VA:88:PHE:HE1	1.80	0.47
49:WA:112:SER:HB2	49:WA:153:GLN:HA	1.97	0.47
49:WA:180:ALA:H	49:WA:188:ILE:CD1	2.27	0.47
50:XA:121:VAL:HG23	50:XA:141:ILE:HG21	1.95	0.47
50:XA:191:ARG:O	50:XA:193:GLN:N	2.48	0.47
52:ZA:147:ASN:CB	71:SB:3:ASN:HA	2.44	0.47
53:AB:75:LYS:HB3	60:HB:22:VAL:HG11	1.96	0.47
54:BB:15:PRO:HD3	54:BB:39:ARG:NH2	2.29	0.47
55:CB:57:SER:HB3	78:ZB:53:ILE:HD12	1.96	0.47
55:CB:71:ALA:C	55:CB:91:GLU:HG3	2.35	0.47
55:CB:110:ALA:O	55:CB:114:ILE:HG12	2.14	0.47
56:DB:116:LYS:HE3	56:DB:125:THR:CG2	2.45	0.47
57:EB:16:LEU:HD22	57:EB:85:PHE:HZ	1.79	0.47
57:EB:64:VAL:CG2	57:EB:96:ARG:HG2	2.44	0.47
58:FB:8:ARG:HG3	58:FB:8:ARG:HH21	1.80	0.47
61:IB:44:THR:HA	61:IB:60:PHE:CE1	2.50	0.47
63:KB:37:ILE:HD13	63:KB:71:ILE:HG12	1.95	0.47
63:KB:92:ILE:O	63:KB:96:VAL:HG23	2.14	0.47
67:OB:91:LEU:O	67:OB:93:LEU:N	2.48	0.47
69:QB:35:ASP:OD1	69:QB:36:ILE:HG23	2.15	0.47
70:RB:25:THR:O	70:RB:114:VAL:HA	2.15	0.47
70:RB:106:ILE:HG13	70:RB:107:THR:H	1.79	0.47
71:SB:14:PRO:HB3	71:SB:23:ILE:HG21	1.96	0.47
71:SB:51:VAL:HG11	71:SB:76:ASP:OD1	2.14	0.47

Continued on next page...

Continued from previous page...

Atom-1	Atom-2	Interatomic distance (Å)	Clash overlap (Å)
73:UB:132:LEU:HA	73:UB:135:LEU:HD12	1.97	0.47
74:VB:94:TYR:HB2	74:VB:95:GLY:H	1.56	0.47
82:DC:22:MET:C	82:DC:122:THR:HG21	2.35	0.47
82:DC:27:HIS:CD2	82:DC:136:CYS:HB2	2.49	0.47
82:DC:402:ALA:HA	82:DC:450:ALA:CB	2.45	0.47
82:DC:428:ILE:H	82:DC:428:ILE:HD12	1.80	0.47
82:DC:755:VAL:HB	82:DC:769:LYS:HB3	1.97	0.47
1:A:197:A:H61	58:FB:141:ARG:HH22	1.63	0.47
1:A:351:C:H4'	73:UB:13:ARG:NE	2.29	0.47
1:A:1419:G:O3'	79:AC:54:LYS:HE2	2.15	0.47
2:B:549:U:H2'	2:B:550:A:O4'	2.14	0.47
2:B:595:G:H1	2:B:609:G:H5''	1.80	0.47
2:B:637:C:H4'	2:B:638:C:OP1	2.14	0.47
2:B:660:A:H5'	8:H:100:PHE:CG	2.50	0.47
2:B:807:A:C8	2:B:2412:G:H1'	2.50	0.47
2:B:1106:G:H4'	33:GA:25:LYS:HE2	1.97	0.47
2:B:1156:C:H4'	4:D:86:U:OP1	2.15	0.47
2:B:1282:G:H4'	48:VA:82:GLY:C	2.34	0.47
2:B:1368:U:H2'	2:B:1369:A:H5'	1.97	0.47
2:B:2389:C:H4'	21:U:67:ILE:O	2.14	0.47
2:B:2718:U:H2'	2:B:2719:U:O4'	2.15	0.47
2:B:3343:G:H4'	2:B:3362:A:N6	2.10	0.47
6:F:98:VAL:HG22	47:UA:83:ILE:HG21	1.97	0.47
7:G:122:TRP:HE1	7:G:127:LYS:HE3	1.75	0.47
8:H:31:ARG:CD	22:V:24:VAL:HB	2.45	0.47
8:H:95:ARG:HG2	8:H:95:ARG:HH11	1.79	0.47
9:I:19:PRO:HG2	9:I:24:ARG:HG2	1.97	0.47
9:I:194:LEU:HD23	9:I:197:SER:HB3	1.96	0.47
12:L:47:SER:HA	29:CA:27:ARG:HG3	1.96	0.47
14:N:49:CYS:SG	14:N:51:HIS:CE1	3.08	0.47
14:N:95:HIS:HB3	14:N:126:ALA:HB3	1.95	0.47
17:Q:60:ALA:HB3	17:Q:65:TYR:HB3	1.96	0.47
19:S:38:ARG:NH2	19:S:60:VAL:HA	2.30	0.47
19:S:154:PRO:HA	19:S:157:LYS:CD	2.45	0.47
22:V:72:LYS:HB3	22:V:72:LYS:HZ3	1.80	0.47
24:X:27:MET:CE	25:Y:152:ALA:HA	2.45	0.47
24:X:117:ARG:HG3	24:X:119:ARG:NE	2.30	0.47
31:EA:121:ARG:HB3	31:EA:131:PHE:CE2	2.50	0.47
34:HA:61:MET:HG3	34:HA:62:LEU:N	2.29	0.47
36:JA:75:LEU:HD23	36:JA:95:GLU:HB2	1.97	0.47
37:KA:12:LYS:HD3	37:KA:97:SER:HA	1.96	0.47

Continued on next page...

Continued from previous page...

Atom-1	Atom-2	Interatomic distance (Å)	Clash overlap (Å)
39:MA:92:LEU:HB3	39:MA:97:ALA:HB2	1.96	0.47
41:OA:12:HIS:ND1	41:OA:13:ASN:N	2.62	0.47
48:VA:34:SER:HB3	48:VA:37:GLN:HG2	1.96	0.47
66:NB:47:LYS:HD2	66:NB:50:GLU:OE1	2.15	0.47
72:TB:11:LEU:HD11	72:TB:37:PHE:CZ	2.50	0.47
73:UB:21:ASN:O	73:UB:24:TRP:HB2	2.15	0.47
74:VB:37:LYS:HE3	74:VB:93:ARG:HD3	1.97	0.47
82:DC:226:ALA:HA	82:DC:240:MET:HE2	1.96	0.47
82:DC:289:MET:SD	82:DC:317:LYS:HA	2.54	0.47
82:DC:595:GLU:O	82:DC:599:LEU:HB2	2.14	0.47
1:A:13:C:H5''	52:ZA:209:ASN:ND2	2.27	0.47
1:A:106:U:H2'	1:A:107:C:H5'	1.97	0.47
1:A:813:U:O2	23:W:163:ARG:HD2	2.14	0.47
1:A:818:C:H2'	1:A:819:G:H5'	1.96	0.47
1:A:867:G:H2'	1:A:868:G:O4'	2.15	0.47
1:A:1089:U:H2'	1:A:1090:C:C6	2.49	0.47
1:A:1414:U:H5'	67:OB:2:GLY:O	2.15	0.47
1:A:1434:U:C4'	79:AC:24:CYS:HB2	2.45	0.47
1:A:1435:G:C2	60:HB:59:PHE:HB2	2.50	0.47
2:B:5:G:H3'	2:B:6:A:H5''	1.97	0.47
2:B:93:C:C5	46:TA:42:ARG:CZ	2.98	0.47
2:B:878:G:H2'	2:B:2980:U:O2'	2.14	0.47
2:B:1155:C:H2'	2:B:1156:C:C6	2.50	0.47
2:B:1347:U:H2'	2:B:1355:A:H61	1.80	0.47
2:B:1372:C:P	32:FA:7:LYS:HG2	2.54	0.47
2:B:1456:A:C8	35:IA:26:LYS:HB3	2.50	0.47
2:B:2213:A:H1'	2:B:2602:G:C5'	2.45	0.47
2:B:2221:G:H1	40:NA:71:LYS:HD3	1.80	0.47
2:B:2389:C:H2'	2:B:2390:A:H8	1.80	0.47
2:B:2555:G:H21	31:EA:136:PHE:HA	1.80	0.47
2:B:2614:G:H2'	2:B:2615:G:C8	2.50	0.47
2:B:2838:A:OP1	14:N:154:ARG:NH2	2.48	0.47
3:C:49:G:N9	39:MA:42:PRO:HG3	2.29	0.47
3:C:72:A:H2'	3:C:73:U:O4'	2.14	0.47
5:E:134:PHE:CE1	5:E:137:PRO:HD3	2.50	0.47
7:G:166:ILE:HG21	7:G:174:LYS:O	2.15	0.47
8:H:11:LEU:HD21	8:H:155:ASP:HB2	1.96	0.47
9:I:53:VAL:CG2	9:I:146:LEU:HD13	2.45	0.47
11:K:90:LYS:HA	11:K:220:PHE:CE1	2.49	0.47
13:M:99:ILE:HG12	13:M:117:PHE:CE1	2.49	0.47
14:N:171:TRP:CH2	14:N:182:LEU:HD21	2.49	0.47

Continued on next page...

Continued from previous page...

Atom-1	Atom-2	Interatomic distance (Å)	Clash overlap (Å)
17:Q:172:LEU:O	17:Q:176:GLU:HG3	2.15	0.47
18:R:20:VAL:HG11	18:R:68:LEU:HD12	1.97	0.47
19:S:139:HIS:HB3	19:S:142:ILE:HD13	1.96	0.47
20:T:75:ALA:O	20:T:79:ILE:HG13	2.14	0.47
20:T:85:ARG:NH1	20:T:90:HIS:HD2	2.13	0.47
21:U:138:LYS:HD2	21:U:140:GLU:HG2	1.96	0.47
24:X:14:LEU:O	24:X:22:PRO:HG2	2.14	0.47
29:CA:107:VAL:HG12	29:CA:108:LEU:N	2.29	0.47
30:DA:91:ASN:ND2	30:DA:93:ALA:HB2	2.30	0.47
41:OA:2:GLY:HA2	41:OA:6:PRO:HG2	1.97	0.47
44:RA:111:ARG:HG3	44:RA:112:LYS:HE2	1.97	0.47
52:ZA:97:ARG:HH11	52:ZA:97:ARG:HG2	1.80	0.47
52:ZA:140:ARG:HB3	52:ZA:221:THR:CB	2.44	0.47
70:RB:24:ILE:HG22	70:RB:26:LEU:HG	1.96	0.47
70:RB:69:LYS:HD2	70:RB:78:THR:HB	1.96	0.47
73:UB:13:ARG:O	73:UB:17:VAL:HG23	2.15	0.47
73:UB:24:TRP:CH2	73:UB:33:LEU:HD13	2.50	0.47
82:DC:428:ILE:HD12	82:DC:428:ILE:N	2.30	0.47
82:DC:564:ARG:O	82:DC:725:GLN:HB3	2.15	0.47
82:DC:631:ARG:HB3	82:DC:631:ARG:HH11	1.79	0.47
1:A:11:A:H2'	1:A:12:U:C5'	2.44	0.47
1:A:263:C:H1'	1:A:292:U:O4'	2.15	0.47
1:A:393:C:H2'	1:A:394:C:H6	1.80	0.47
1:A:794:U:O2	1:A:794:U:H2'	2.15	0.47
1:A:796:A:H2'	1:A:797:G:C8	2.50	0.47
1:A:824:G:H2'	1:A:824:G:N3	2.30	0.47
1:A:1263:G:H5''	82:DC:613:LYS:HG3	1.97	0.47
1:A:1474:G:H5'	55:CB:102:ARG:HH11	1.80	0.47
2:B:128:G:H5''	29:CA:45:LYS:HE3	1.97	0.47
2:B:804:C:H2'	2:B:805:G:C8	2.49	0.47
2:B:1187:C:H5''	2:B:1211:U:O2'	2.15	0.47
2:B:1509:A:H2'	2:B:1510:G:C8	2.50	0.47
2:B:2497:U:H4'	2:B:2498:U:C5	2.50	0.47
2:B:2740:A:H2'	2:B:2741:C:O4'	2.14	0.47
2:B:2747:A:H2'	2:B:2748:A:O4'	2.15	0.47
2:B:3184:A:C2'	2:B:3185:U:H5'	2.45	0.47
6:F:28:LYS:HA	6:F:123:ARG:HB3	1.97	0.47
7:G:60:LEU:HB2	7:G:72:VAL:HG21	1.97	0.47
7:G:303:LYS:HD2	7:G:371:GLN:HB3	1.97	0.47
7:G:340:LYS:HG2	7:G:341:SER:N	2.30	0.47
8:H:107:ARG:HD2	8:H:109:TRP:HZ3	1.80	0.47

Continued on next page...

Continued from previous page...

Atom-1	Atom-2	Interatomic distance (Å)	Clash overlap (Å)
8:H:263:GLY:HA2	8:H:269:SER:HA	1.92	0.47
9:I:51:LEU:O	9:I:146:LEU:HA	2.14	0.47
9:I:107:ARG:O	9:I:111:GLN:HB2	2.15	0.47
10:J:51:ARG:HG2	10:J:51:ARG:NH1	2.30	0.47
10:J:72:ASN:HB3	10:J:159:LEU:O	2.15	0.47
14:N:77:THR:CG2	14:N:82:ARG:HB3	2.45	0.47
17:Q:167:PHE:CE2	32:FA:132:LYS:HB2	2.50	0.47
18:R:120:VAL:O	18:R:124:ARG:CG	2.63	0.47
18:R:123:LEU:HD13	20:T:194:LEU:CG	2.45	0.47
20:T:141:LEU:O	20:T:145:VAL:HG13	2.15	0.47
25:Y:50:LYS:O	25:Y:92:ARG:HD2	2.14	0.47
26:Z:30:PRO:HG2	26:Z:60:GLY:O	2.15	0.47
28:BA:20:LEU:HD23	28:BA:21:PHE:N	2.30	0.47
34:HA:30:THR:HG22	34:HA:91:SER:CB	2.45	0.47
40:NA:6:GLY:HA2	40:NA:15:LYS:HA	1.95	0.47
49:WA:37:SER:HB3	49:WA:39:ASP:OD1	2.15	0.47
55:CB:68:ILE:HD12	55:CB:70:VAL:O	2.15	0.47
57:EB:74:GLN:HG2	57:EB:131:PHE:CE1	2.50	0.47
57:EB:110:GLN:O	57:EB:111:LYS:HB3	2.15	0.47
58:FB:76:THR:CG2	58:FB:108:PRO:HD2	2.43	0.47
67:OB:38:ILE:HG23	67:OB:39:ALA:N	2.30	0.47
67:OB:41:ILE:CG2	67:OB:46:LEU:HD22	2.40	0.47
71:SB:24:ILE:HG23	71:SB:28:ASP:HB3	1.97	0.47
72:TB:18:GLU:HB2	72:TB:69:LEU:HD23	1.97	0.47
78:ZB:17:GLY:H	78:ZB:27:GLN:HB2	1.78	0.47
82:DC:31:GLY:O	82:DC:35:LEU:HB2	2.15	0.47
82:DC:45:ILE:N	82:DC:77:LEU:HA	2.09	0.47
82:DC:213:SER:HB3	82:DC:218:TRP:NE1	2.30	0.47
82:DC:612:PHE:CD2	82:DC:612:PHE:N	2.81	0.47
82:DC:727:PRO:HB2	82:DC:774:VAL:CG1	2.44	0.47
82:DC:814:LYS:O	82:DC:818:ILE:HG13	2.14	0.47
1:A:72:A:H3'	1:A:73:U:H5''	1.97	0.46
1:A:88:U:O3'	1:A:171:A:H4'	2.15	0.46
1:A:140:A:O4'	56:DB:179:VAL:HG21	2.16	0.46
1:A:512:A:O2'	59:GB:131:GLN:NE2	2.47	0.46
1:A:606:A:H4'	1:A:607:G:H5''	1.96	0.46
1:A:742:U:O2'	1:A:743:U:H5'	2.14	0.46
1:A:1340:U:H5	66:NB:9:THR:HA	1.80	0.46
1:A:1586:A:H1'	1:A:1611:A:N1	2.29	0.46
1:A:1608:U:P	66:NB:15:SER:HB3	2.54	0.46
2:B:272:G:H2'	2:B:273:A:O4'	2.15	0.46

Continued on next page...

Continued from previous page...

Atom-1	Atom-2	Interatomic distance (Å)	Clash overlap (Å)
2:B:401:U:H4'	2:B:403:C:C2	2.49	0.46
2:B:581:U:C2'	2:B:582:G:H5'	2.45	0.46
2:B:680:G:H3'	2:B:681:U:H5''	1.96	0.46
2:B:1220:U:C6	2:B:1286:A:C6	3.04	0.46
2:B:1259:A:H62	48:VA:38:MET:CE	2.27	0.46
2:B:1313:G:H2'	2:B:1314:C:H6	1.79	0.46
2:B:1477:A:OP1	35:IA:64:VAL:HG22	2.14	0.46
2:B:1792:C:C5'	6:F:184:ARG:HD3	2.38	0.46
2:B:2669:G:H2'	2:B:2670:G:C8	2.50	0.46
2:B:2950:G:H4'	2:B:2951:G:N7	2.29	0.46
2:B:3069:G:H4'	23:W:59:SER:HB2	1.98	0.46
2:B:3139:A:H3'	2:B:3140:G:H8	1.80	0.46
4:D:100:C:H3'	4:D:101:G:C8	2.50	0.46
6:F:29:LEU:HB2	6:F:30:ARG:H	1.57	0.46
6:F:35:ALA:HA	12:L:36:ILE:HG23	1.95	0.46
6:F:101:VAL:HG23	6:F:164:GLY:C	2.35	0.46
7:G:149:ALA:O	7:G:152:LYS:HB2	2.14	0.46
8:H:77:VAL:HG21	8:H:84:ARG:HG3	1.97	0.46
8:H:359:LEU:HD21	24:X:63:GLN:O	2.14	0.46
9:I:69:ILE:HG12	25:Y:31:LEU:HB3	1.97	0.46
11:K:40:LYS:HB3	11:K:44:ILE:HD11	1.95	0.46
11:K:222:HIS:HB2	11:K:229:PHE:CE2	2.50	0.46
15:O:71:VAL:O	15:O:76:ALA:HB2	2.15	0.46
15:O:106:ILE:HD11	15:O:125:MET:H	1.80	0.46
17:Q:35:ARG:HB3	17:Q:39:ARG:NH2	2.31	0.46
17:Q:42:ARG:CG	17:Q:46:ILE:HD12	2.44	0.46
17:Q:119:TYR:HA	17:Q:122:LYS:HB2	1.97	0.46
18:R:19:ARG:CD	18:R:20:VAL:H	2.29	0.46
18:R:124:ARG:HG2	20:T:194:LEU:CD2	2.44	0.46
18:R:135:LEU:HD21	20:T:178:VAL:HA	1.97	0.46
20:T:39:GLU:HB2	20:T:139:GLY:HA3	1.97	0.46
22:V:143:PRO:HB2	22:V:146:SER:CB	2.34	0.46
27:AA:101:VAL:HB	27:AA:109:MET:HE1	1.96	0.46
27:AA:125:LEU:O	27:AA:127:PRO:HD3	2.15	0.46
37:KA:18:ARG:CB	37:KA:23:ASN:HA	2.45	0.46
41:OA:44:THR:HG22	41:OA:45:ARG:N	2.30	0.46
46:TA:65:THR:O	46:TA:66:LYS:HG3	2.16	0.46
49:WA:253:ALA:HB2	49:WA:262:VAL:HG22	1.96	0.46
49:WA:301:LEU:HB3	49:WA:313:TRP:O	2.16	0.46
53:AB:53:THR:HG22	53:AB:91:VAL:HG11	1.97	0.46
54:BB:48:LEU:HG	54:BB:52:LEU:HD12	1.97	0.46

Continued on next page...

Continued from previous page...

Atom-1	Atom-2	Interatomic distance (Å)	Clash overlap (Å)
54:BB:176:ASP:HB2	54:BB:179:LYS:HZ2	1.81	0.46
59:GB:136:VAL:HG11	59:GB:149:ARG:HH21	1.81	0.46
61:IB:87:ARG:HG3	61:IB:104:HIS:CD2	2.50	0.46
68:PB:68:ARG:O	68:PB:72:ILE:HG13	2.15	0.46
69:QB:18:TYR:HD2	69:QB:59:ALA:HB1	1.79	0.46
69:QB:34:VAL:HG23	69:QB:53:TRP:CZ2	2.50	0.46
77:YB:35:VAL:HG22	77:YB:79:PHE:CA	2.45	0.46
82:DC:496:LYS:HB2	82:DC:553:PRO:HB2	1.96	0.46
82:DC:729:PHE:HB2	82:DC:772:LEU:HB3	1.97	0.46
82:DC:819:VAL:HA	82:DC:822:ALA:HB3	1.96	0.46
1:A:73:U:H5	56:DB:167:LYS:HE2	1.80	0.46
1:A:121:U:H2'	1:A:122:U:C6	2.50	0.46
1:A:830:U:H3'	1:A:831:U:H5''	1.97	0.46
1:A:887:A:H2'	1:A:888:U:O4'	2.15	0.46
1:A:955:A:H2'	1:A:956:C:O4'	2.15	0.46
1:A:968:U:H4'	1:A:1033:C:O2	2.14	0.46
1:A:1534:G:H1'	1:A:1535:U:O2	2.16	0.46
1:A:1740:A:H2'	1:A:1741:U:H6	1.79	0.46
2:B:43:A:H4'	19:S:84:PRO:HD2	1.98	0.46
2:B:300:G:H2'	2:B:301:G:H8	1.79	0.46
2:B:343:U:H6	8:H:95:ARG:HD2	1.80	0.46
2:B:374:A:N3	2:B:376:G:H5''	2.30	0.46
2:B:560:G:H5'	18:R:80:THR:OG1	2.14	0.46
2:B:576:C:H5''	11:K:142:SER:CB	2.45	0.46
2:B:868:C:H2'	2:B:869:G:H8	1.79	0.46
2:B:904:A:H2'	2:B:905:U:C5	2.50	0.46
2:B:1474:A:H2'	2:B:1475:A:H8	1.80	0.46
2:B:1492:G:O4'	2:B:1843:C:H4'	2.14	0.46
2:B:1604:G:O2'	2:B:1835:A:H4'	2.15	0.46
2:B:1745:C:H2'	2:B:1746:U:C6	2.50	0.46
2:B:1863:G:H2'	2:B:1864:A:H3'	1.97	0.46
2:B:1942:U:OP2	23:W:74:ARG:HD2	2.14	0.46
2:B:2134:G:H2'	2:B:2135:U:C6	2.50	0.46
2:B:2511:A:H5'	2:B:2511:A:H8	1.81	0.46
2:B:3027:A:H4'	82:DC:137:VAL:CG1	2.45	0.46
2:B:3170:A:H2'	2:B:3171:U:C5	2.50	0.46
6:F:225:ILE:CG2	6:F:238:ILE:HG12	2.45	0.46
7:G:11:HIS:HB3	7:G:233:TRP:O	2.15	0.46
8:H:152:VAL:HG11	8:H:156:LEU:CD1	2.42	0.46
9:I:294:ALA:HB2	14:N:210:ILE:HG12	1.97	0.46
10:J:20:LYS:HD3	10:J:20:LYS:C	2.36	0.46

Continued on next page...

Continued from previous page...

Atom-1	Atom-2	Interatomic distance (Å)	Clash overlap (Å)
12:L:161:GLU:CG	19:S:22:LEU:HG	2.45	0.46
18:R:78:THR:CA	18:R:81:VAL:HB	2.40	0.46
18:R:120:VAL:CG2	20:T:197:LEU:HD13	2.34	0.46
18:R:123:LEU:HB3	20:T:194:LEU:CD2	2.43	0.46
20:T:34:VAL:HB	20:T:103:LYS:O	2.16	0.46
20:T:127:LEU:CD2	24:X:156:VAL:HG12	2.42	0.46
21:U:4:TYR:OH	21:U:16:SER:HB3	2.15	0.46
21:U:71:ALA:HA	21:U:74:LYS:CG	2.24	0.46
24:X:77:VAL:HG11	24:X:106:LEU:CG	2.43	0.46
28:BA:57:LYS:HA	28:BA:60:LYS:HE2	1.96	0.46
34:HA:16:LEU:HD22	34:HA:98:SER:OG	2.15	0.46
34:HA:24:THR:HG1	34:HA:91:SER:HB3	1.79	0.46
36:JA:35:GLN:HG3	36:JA:42:VAL:HB	1.98	0.46
49:WA:267:PRO:HG2	49:WA:269:TYR:CE1	2.50	0.46
50:XA:18:LEU:HD23	67:OB:102:VAL:HG11	1.97	0.46
50:XA:112:THR:HG23	50:XA:115:PHE:HB2	1.96	0.46
52:ZA:53:ILE:HG23	52:ZA:56:ILE:HD12	1.96	0.46
52:ZA:106:ASP:C	52:ZA:108:ASN:H	2.17	0.46
52:ZA:228:ASN:HB2	71:SB:1:MET:H3	1.80	0.46
53:AB:32:GLU:HG2	53:AB:58:VAL:HG22	1.97	0.46
53:AB:105:MET:HG2	53:AB:122:VAL:CG2	2.45	0.46
57:EB:162:ILE:C	57:EB:164:TYR:H	2.19	0.46
58:FB:64:ASN:OD1	58:FB:73:SER:HB3	2.15	0.46
61:IB:127:GLN:HA	61:IB:137:PHE:CD1	2.49	0.46
72:TB:38:LEU:HA	72:TB:41:MET:HG3	1.95	0.46
73:UB:24:TRP:CE3	73:UB:24:TRP:HA	2.50	0.46
73:UB:127:VAL:O	73:UB:127:VAL:HG23	2.15	0.46
82:DC:124:GLY:HA3	82:DC:342:LEU:CD2	2.46	0.46
82:DC:314:LEU:HD22	82:DC:318:ALA:CB	2.45	0.46
82:DC:440:ARG:HB3	82:DC:440:ARG:CZ	2.45	0.46
1:A:17:C:H2'	1:A:18:C:C6	2.47	0.46
1:A:61:A:H2'	1:A:62:A:H5'	1.98	0.46
1:A:85:A:H4'	74:VB:120:GLY:O	2.15	0.46
1:A:395:U:H2'	1:A:396:G:O4'	2.15	0.46
1:A:825:U:H2'	1:A:826:U:C6	2.50	0.46
1:A:1058:U:C5	1:A:1061:A:N1	2.83	0.46
2:B:72:C:OP2	40:NA:13:LYS:HE3	2.15	0.46
2:B:144:A:H2'	2:B:145:G:H5'	1.97	0.46
2:B:212:G:N7	8:H:182:LEU:HD13	2.31	0.46
2:B:257:U:H5''	17:Q:86:THR:CG2	2.42	0.46
2:B:522:A:H62	2:B:570:A:H61	1.64	0.46

Continued on next page...

Continued from previous page...

Atom-1	Atom-2	Interatomic distance (Å)	Clash overlap (Å)
2:B:737:G:H2'	2:B:738:A:H8	1.80	0.46
2:B:1004:U:H2'	2:B:1005:G:O4'	2.16	0.46
2:B:1063:G:C6	25:Y:109:VAL:HG22	2.51	0.46
2:B:1070:U:C2'	2:B:1071:U:H5'	2.46	0.46
2:B:1119:C:H2'	2:B:1120:A:H8	1.79	0.46
2:B:1304:A:H62	2:B:2860:U:H5''	1.81	0.46
2:B:1709:C:H4'	31:EA:15:ARG:NH1	2.31	0.46
2:B:2076:G:H3'	2:B:2077:U:H5''	1.96	0.46
2:B:2359:C:H5''	2:B:2399:A:O3'	2.16	0.46
2:B:2558:U:C5'	12:L:40:VAL:HG21	2.39	0.46
2:B:2993:G:H2'	2:B:3142:A:N6	2.30	0.46
2:B:3000:A:H5'	2:B:3296:A:C5'	2.35	0.46
2:B:3021:A:N6	2:B:3032:A:H3'	2.29	0.46
4:D:48:U:C5	9:I:93:THR:HG21	2.50	0.46
8:H:103:THR:HA	8:H:107:ARG:HH21	1.80	0.46
9:I:109:THR:OG1	9:I:142:PHE:HE1	1.99	0.46
11:K:35:ALA:O	11:K:38:LYS:HB3	2.15	0.46
16:P:58:VAL:O	16:P:58:VAL:HG12	2.15	0.46
16:P:108:GLU:O	16:P:111:GLU:HB3	2.16	0.46
17:Q:60:ALA:HB3	17:Q:65:TYR:O	2.15	0.46
19:S:88:GLY:HA3	46:TA:50:PHE:CE1	2.50	0.46
20:T:108:ILE:HD13	20:T:117:ARG:HH11	1.80	0.46
22:V:18:ALA:HB1	22:V:27:LYS:NZ	2.31	0.46
23:W:10:LEU:HD13	23:W:41:ILE:HD11	1.97	0.46
30:DA:56:VAL:HG11	30:DA:104:LEU:HD13	1.97	0.46
30:DA:112:ASP:OD2	30:DA:115:ARG:HG3	2.16	0.46
31:EA:44:ALA:CB	31:EA:72:ILE:HG22	2.45	0.46
42:PA:14:LEU:HD13	42:PA:52:TYR:CG	2.50	0.46
49:WA:263:PHE:CD1	49:WA:270:LEU:HA	2.50	0.46
52:ZA:129:ILE:HG22	52:ZA:133:LYS:HE3	1.97	0.46
54:BB:9:LEU:HG	54:BB:10:LYS:H	1.80	0.46
54:BB:122:LYS:HG2	54:BB:164:LEU:HD21	1.97	0.46
55:CB:33:VAL:HG13	66:NB:46:PHE:HE1	1.79	0.46
56:DB:52:ILE:HA	56:DB:110:ALA:O	2.15	0.46
58:FB:74:LYS:O	58:FB:109:PHE:CE1	2.69	0.46
68:PB:100:THR:HB	68:PB:105:VAL:HA	1.97	0.46
82:DC:244:LEU:HD13	82:DC:277:ILE:HD11	1.97	0.46
1:A:64:U:C2'	1:A:65:A:H5''	2.45	0.46
1:A:97:C:H2'	1:A:98:U:O4'	2.15	0.46
1:A:310:C:H2'	1:A:311:U:O4'	2.15	0.46
1:A:327:U:O2'	61:IB:12:ALA:HB3	2.15	0.46

Continued on next page...

Continued from previous page...

Atom-1	Atom-2	Interatomic distance (Å)	Clash overlap (Å)
1:A:777:C:H5	74:VB:10:ARG:NH1	2.13	0.46
1:A:1477:G:H5'	69:QB:45:MET:CB	2.45	0.46
1:A:1524:A:H4'	69:QB:93:HIS:CD2	2.51	0.46
2:B:135:C:C6	39:MA:94:LYS:HD2	2.50	0.46
2:B:199:A:N1	2:B:201:A:H1'	2.30	0.46
2:B:1465:A:H2'	2:B:1466:G:O4'	2.16	0.46
2:B:1647:A:H62	2:B:1808:G:C1'	2.25	0.46
2:B:1753:G:O2'	38:LA:27:GLY:HA2	2.16	0.46
2:B:1781:C:H2'	2:B:1782:U:O4'	2.15	0.46
2:B:2224:A:OP1	40:NA:74:LYS:HD3	2.15	0.46
2:B:2244:A:H1'	6:F:224:THR:OG1	2.16	0.46
2:B:2848:G:H5''	2:B:2906:C:H1'	1.96	0.46
2:B:3185:U:O2'	24:X:170:THR:HG21	2.15	0.46
4:D:113:C:H2'	4:D:114:U:O4'	2.15	0.46
5:E:64:SER:O	5:E:65:ILE:HG13	2.15	0.46
6:F:111:THR:CG2	6:F:166:ILE:HD12	2.46	0.46
6:F:129:ALA:O	6:F:169:ILE:HG13	2.14	0.46
6:F:229:ALA:HB3	6:F:234:LYS:HG2	1.96	0.46
8:H:82:THR:HG22	8:H:85:SER:HB3	1.96	0.46
9:I:55:PHE:CZ	9:I:158:ARG:HB2	2.51	0.46
9:I:91:GLY:HA2	9:I:94:ASN:HD21	1.80	0.46
9:I:107:ARG:HB3	9:I:251:PRO:HG3	1.97	0.46
11:K:107:ARG:HB3	11:K:204:PRO:CG	2.45	0.46
12:L:204:ARG:HB3	12:L:207:ASP:HB2	1.97	0.46
13:M:22:SER:OG	13:M:39:LYS:HE3	2.15	0.46
13:M:97:PHE:CB	13:M:118:LEU:HA	2.46	0.46
13:M:138:THR:HG22	13:M:139:ASN:H	1.81	0.46
16:P:85:LEU:HD12	16:P:109:ILE:HD13	1.97	0.46
17:Q:68:LYS:HD3	17:Q:149:GLN:OE1	2.16	0.46
17:Q:89:TYR:O	17:Q:93:ILE:HG12	2.15	0.46
20:T:14:HIS:HD2	20:T:123:ALA:HB3	1.80	0.46
20:T:181:ALA:O	20:T:184:THR:HG22	2.14	0.46
21:U:60:PHE:HB3	21:U:64:ASN:HB3	1.96	0.46
30:DA:35:LEU:HD22	30:DA:39:LEU:HB3	1.97	0.46
31:EA:44:ALA:HB2	31:EA:72:ILE:HG22	1.98	0.46
32:FA:70:LYS:NZ	32:FA:70:LYS:HB2	2.31	0.46
47:UA:14:TYR:HA	47:UA:17:ARG:HH12	1.79	0.46
50:XA:101:ARG:HG3	50:XA:101:ARG:HH11	1.81	0.46
53:AB:217:ILE:HG22	53:AB:218:LEU:N	2.29	0.46
54:BB:90:ILE:CD1	54:BB:101:LEU:HG	2.45	0.46
54:BB:114:ILE:HG22	54:BB:237:SER:OG	2.15	0.46

Continued on next page...

Continued from previous page...

Atom-1	Atom-2	Interatomic distance (Å)	Clash overlap (Å)
54:BB:122:LYS:HG3	54:BB:162:ILE:HD12	1.96	0.46
54:BB:213:SER:C	54:BB:215:ASP:H	2.17	0.46
55:CB:56:ALA:HB1	78:ZB:9:LEU:HD13	1.97	0.46
57:EB:86:GLN:O	57:EB:87:ASP:HB3	2.16	0.46
58:FB:85:PRO:HB2	61:IB:12:ALA:CB	2.35	0.46
65:MB:22:LEU:HA	65:MB:25:LEU:HD12	1.97	0.46
65:MB:108:ARG:O	65:MB:111:MET:HG2	2.16	0.46
70:RB:100:VAL:O	70:RB:104:THR:HG23	2.14	0.46
71:SB:34:ILE:O	71:SB:52:THR:HA	2.15	0.46
80:BC:41:THR:HA	80:BC:45:VAL:CG2	2.46	0.46
82:DC:120:ARG:HG2	82:DC:383:SER:OG	2.16	0.46
83:EC:6902:U:H2'	83:EC:6903:U:C6	2.48	0.46
83:EC:6910:A:C2'	83:EC:6947:A:H2	2.25	0.46
1:A:144:U:H5'	1:A:144:U:C6	2.45	0.46
1:A:1322:A:O2'	50:XA:104:PRO:HG2	2.16	0.46
2:B:5:G:H2'	2:B:6:A:H5''	1.98	0.46
2:B:44:U:H4'	46:TA:54:THR:CB	2.45	0.46
2:B:185:C:H4'	30:DA:122:LYS:HG2	1.97	0.46
2:B:429:U:H2'	2:B:430:U:H6	1.81	0.46
2:B:842:G:H2'	2:B:843:A:C8	2.51	0.46
2:B:983:A:H2	2:B:1100:U:O2	1.98	0.46
2:B:1173:U:C4	2:B:1180:A:N6	2.84	0.46
2:B:1308:A:OP2	2:B:2368:A:H4'	2.15	0.46
2:B:1446:A:H3'	21:U:65:SER:HB3	1.97	0.46
2:B:1724:U:H1'	2:B:1725:C:C6	2.51	0.46
2:B:1727:G:C1'	2:B:1731:A:H5'	2.45	0.46
2:B:1832:C:C4'	3:C:113:U:H5'	2.45	0.46
2:B:1889:G:H2'	2:B:1890:U:C6	2.51	0.46
2:B:2469:G:H22	2:B:2477:G:H1'	1.80	0.46
2:B:2787:G:H4'	32:FA:57:GLY:C	2.36	0.46
2:B:2808:A:H1'	2:B:2969:A:OP1	2.15	0.46
2:B:2821:C:H42	2:B:2869:U:H3	1.63	0.46
4:D:96:U:H5''	24:X:43:TYR:HE2	1.81	0.46
6:F:117:GLU:HA	6:F:125:ALA:CB	2.41	0.46
6:F:158:ILE:HD12	6:F:162:ALA:CB	2.46	0.46
8:H:29:PRO:HA	22:V:25:TYR:CZ	2.51	0.46
10:J:69:PHE:O	10:J:73:GLY:HA2	2.16	0.46
12:L:75:ILE:HG23	12:L:78:PHE:CD1	2.50	0.46
12:L:165:PHE:CZ	19:S:3:ALA:HB1	2.47	0.46
12:L:171:LYS:HE2	12:L:226:TYR:HD2	1.81	0.46
13:M:23:ARG:HA	13:M:45:PHE:CE2	2.50	0.46

Continued on next page...

Continued from previous page...

Atom-1	Atom-2	Interatomic distance (Å)	Clash overlap (Å)
17:Q:3:ILE:HD12	32:FA:41:HIS:CG	2.51	0.46
17:Q:175:SER:HG	17:Q:179:PHE:HD2	1.64	0.46
19:S:71:ARG:CB	19:S:92:LEU:HD23	2.21	0.46
20:T:37:ARG:HH12	20:T:161:LYS:NZ	2.14	0.46
20:T:51:LYS:HA	20:T:141:LEU:HD11	1.97	0.46
20:T:124:LEU:HD23	24:X:168:PRO:HG2	1.96	0.46
21:U:72:GLN:CD	21:U:83:TRP:HZ2	2.18	0.46
32:FA:49:HIS:N	32:FA:50:PRO:CD	2.79	0.46
40:NA:60:LEU:HB3	40:NA:69:ALA:CB	2.42	0.46
41:OA:10:LYS:H	41:OA:10:LYS:CD	2.29	0.46
48:VA:97:LYS:HE3	48:VA:101:VAL:HG21	1.97	0.46
49:WA:178:VAL:HB	49:WA:192:PHE:HB2	1.98	0.46
50:XA:62:ARG:HD3	71:SB:37:ALA:O	2.15	0.46
50:XA:85:ALA:CB	50:XA:202:TYR:HB3	2.45	0.46
54:BB:152:PRO:HG3	56:DB:208:TYR:CZ	2.50	0.46
55:CB:97:LEU:CD2	55:CB:176:THR:HA	2.45	0.46
55:CB:163:SER:HA	78:ZB:54:LEU:HD11	1.98	0.46
63:KB:23:PRO:O	63:KB:24:ALA:HB3	2.15	0.46
66:NB:48:VAL:HG22	66:NB:48:VAL:O	2.16	0.46
69:QB:57:ARG:HH21	69:QB:101:ASN:HD21	1.64	0.46
72:TB:8:ALA:CA	72:TB:74:VAL:HG11	2.45	0.46
72:TB:34:ILE:O	72:TB:38:LEU:HG	2.15	0.46
75:WB:51:LEU:N	75:WB:51:LEU:HD12	2.31	0.46
82:DC:293:LYS:HA	82:DC:296:ILE:HD12	1.98	0.46
82:DC:737:GLU:HG2	82:DC:766:PHE:HD2	1.81	0.46
1:A:210:A:H1'	58:FB:66:SER:HB2	1.98	0.46
1:A:238:U:OP1	1:A:834:G:H4'	2.16	0.46
1:A:381:C:H2'	1:A:382:C:H6	1.76	0.46
1:A:833:U:H5'	1:A:834:G:H5''	1.98	0.46
1:A:875:G:H1	1:A:952:A:H61	1.62	0.46
1:A:1035:G:OP1	63:KB:2:GLY:HA2	2.15	0.46
1:A:1160:A:H2'	1:A:1161:C:C6	2.51	0.46
1:A:1170:G:H2'	1:A:1170:G:N3	2.29	0.46
1:A:1196:A:H2'	1:A:1465:C:O2	2.15	0.46
1:A:1258:U:H3'	1:A:1258:U:O2	2.15	0.46
1:A:1388:A:H4'	1:A:1389:C:O4'	2.16	0.46
1:A:1717:G:H2'	1:A:1718:G:C8	2.50	0.46
2:B:757:C:H3'	2:B:758:C:H5''	1.97	0.46
2:B:896:A:C8	2:B:2134:G:C1'	2.93	0.46
2:B:2150:G:H2'	2:B:2151:C:C6	2.51	0.46
2:B:2450:G:O2'	2:B:2451:G:H5'	2.16	0.46

Continued on next page...

Continued from previous page...

Atom-1	Atom-2	Interatomic distance (Å)	Clash overlap (Å)
2:B:2746:A:P	9:I:179:ARG:HE	2.39	0.46
2:B:2881:C:C4'	7:G:249:VAL:HG13	2.45	0.46
2:B:3029:A:H2'	2:B:3030:G:O4'	2.16	0.46
2:B:3040:A:H5''	27:AA:12:ARG:CA	2.44	0.46
2:B:3163:A:H2'	2:B:3164:C:H5''	1.98	0.46
2:B:3316:A:C6	7:G:124:LYS:HD2	2.50	0.46
3:C:23:U:OP2	3:C:23:U:C6	2.66	0.46
3:C:65:A:H2'	3:C:66:A:O4'	2.16	0.46
7:G:66:LYS:HG2	7:G:70:ARG:HH21	1.81	0.46
8:H:334:PHE:CE1	8:H:339:LEU:HB2	2.51	0.46
9:I:120:LYS:HD2	9:I:120:LYS:H	1.80	0.46
9:I:203:HIS:CE1	9:I:204:VAL:HG23	2.51	0.46
10:J:142:ASP:O	10:J:146:ILE:HG12	2.15	0.46
10:J:165:LEU:HB2	37:KA:6:ARG:CG	2.46	0.46
11:K:59:GLU:HB3	11:K:60:ARG:NH2	2.31	0.46
22:V:81:VAL:HG12	22:V:138:LEU:HD12	1.98	0.46
29:CA:34:LEU:HD23	29:CA:35:PRO:O	2.15	0.46
31:EA:111:LYS:HA	31:EA:114:VAL:CG2	2.42	0.46
39:MA:21:LEU:HD12	39:MA:54:VAL:HG12	1.96	0.46
40:NA:50:LEU:HD23	40:NA:55:ARG:HG2	1.97	0.46
54:BB:146:THR:HG23	54:BB:146:THR:O	2.15	0.46
56:DB:72:ARG:HA	56:DB:97:VAL:O	2.16	0.46
58:FB:47:ARG:HD2	58:FB:47:ARG:C	2.35	0.46
59:GB:82:ARG:O	59:GB:149:ARG:HB2	2.15	0.46
61:IB:57:LYS:HA	61:IB:64:VAL:HG13	1.97	0.46
66:NB:35:PRO:HG3	69:QB:8:ASP:HA	1.96	0.46
67:OB:55:THR:HA	67:OB:58:MET:HB2	1.97	0.46
69:QB:126:GLU:HG2	69:QB:127:ASN:N	2.30	0.46
82:DC:31:GLY:HA3	82:DC:158:ASN:HD22	1.78	0.46
82:DC:493:VAL:CG1	82:DC:554:LEU:HD22	2.45	0.46
82:DC:546:GLU:O	82:DC:551:GLY:HA2	2.16	0.46
82:DC:620:ALA:HA	82:DC:625:TRP:H	1.80	0.46
1:A:107:C:OP1	1:A:384:G:H5'	2.16	0.46
1:A:138:A:N6	1:A:266:A:N6	2.57	0.46
1:A:590:C:H2'	1:A:591:A:H8	1.78	0.46
1:A:788:A:OP2	54:BB:108:ARG:NH2	2.48	0.46
1:A:858:G:H5'	57:EB:116:ARG:NH2	2.31	0.46
1:A:1235:C:H2'	1:A:1236:A:C8	2.47	0.46
1:A:1337:A:H4'	66:NB:123:ARG:NH2	2.31	0.46
2:B:221:A:OP1	2:B:221:A:H3'	2.15	0.46
2:B:429:U:O2'	2:B:430:U:H5'	2.16	0.46

Continued on next page...

Continued from previous page...

Atom-1	Atom-2	Interatomic distance (Å)	Clash overlap (Å)
2:B:904:A:H5'	2:B:1537:A:H5'	1.96	0.46
2:B:1159:A:H2'	2:B:1160:C:C6	2.51	0.46
2:B:1379:G:H2'	2:B:1380:G:C8	2.50	0.46
2:B:1422:G:H2'	2:B:1423:C:H6	1.79	0.46
2:B:1487:G:H2'	2:B:1488:G:C5'	2.46	0.46
2:B:1578:C:H2'	2:B:1579:C:N3	2.29	0.46
2:B:1797:A:H4'	6:F:22:LEU:CA	2.41	0.46
2:B:1887:A:N7	2:B:2348:A:H2	2.13	0.46
2:B:2198:A:C8	2:B:2199:G:C8	3.04	0.46
2:B:2356:A:O2'	21:U:137:ASN:HB3	2.16	0.46
2:B:2567:C:C3'	2:B:2568:C:H5''	2.37	0.46
2:B:2942:C:OP1	2:B:2943:G:H5''	2.16	0.46
2:B:3243:A:H4'	7:G:95:THR:HB	1.98	0.46
2:B:3329:U:H5'	7:G:309:GLY:HA3	1.97	0.46
4:D:43:U:OP1	15:O:137:ARG:HD2	2.16	0.46
5:E:120:VAL:CB	5:E:121:PRO:HD3	2.36	0.46
8:H:74:ILE:HB	8:H:75:PRO:HD2	1.96	0.46
8:H:280:ILE:HD11	22:V:105:ARG:CG	2.43	0.46
9:I:231:ILE:HD13	9:I:239:ILE:CD1	2.46	0.46
9:I:235:SER:O	9:I:239:ILE:HG13	2.15	0.46
10:J:52:VAL:HG11	10:J:74:VAL:HG11	1.98	0.46
10:J:58:LEU:CG	10:J:64:LEU:HB2	2.43	0.46
12:L:221:ASN:O	12:L:225:LYS:HG3	2.16	0.46
12:L:247:ASP:HA	12:L:251:LYS:HB2	1.97	0.46
13:M:171:ASP:O	13:M:175:PHE:HD2	1.99	0.46
15:O:9:MET:CG	15:O:134:PRO:HB2	2.38	0.46
17:Q:58:VAL:CA	17:Q:69:VAL:HG23	2.45	0.46
17:Q:113:VAL:HA	17:Q:116:LEU:HB2	1.98	0.46
18:R:23:ILE:HD12	18:R:23:ILE:H	1.81	0.46
22:V:60:PRO:HA	22:V:61:PRO:HD2	1.81	0.46
24:X:107:TYR:CE2	24:X:123:ILE:HD11	2.51	0.46
26:Z:19:VAL:CG1	26:Z:105:LEU:HD13	2.44	0.46
29:CA:109:LYS:HG3	29:CA:111:ASN:OD1	2.16	0.46
31:EA:23:VAL:CB	31:EA:43:VAL:HB	2.42	0.46
39:MA:5:LYS:HE3	39:MA:7:TYR:HD2	1.80	0.46
40:NA:51:SER:HB3	40:NA:54:GLU:HG3	1.97	0.46
46:TA:3:ASN:HD21	46:TA:97:LYS:HD3	1.80	0.46
48:VA:41:VAL:HA	48:VA:44:GLU:CG	2.44	0.46
49:WA:34:LEU:HB2	49:WA:73:LEU:HD11	1.98	0.46
49:WA:58:VAL:HG23	49:WA:59:ARG:N	2.31	0.46
49:WA:250:TYR:HB3	49:WA:265:LEU:HB2	1.98	0.46

Continued on next page...

Continued from previous page...

Atom-1	Atom-2	Interatomic distance (Å)	Clash overlap (Å)
52:ZA:65:GLU:H	52:ZA:134:LEU:HD11	1.76	0.46
52:ZA:212:LYS:O	52:ZA:216:VAL:HG23	2.16	0.46
54:BB:103:TYR:HA	54:BB:108:ARG:O	2.16	0.46
55:CB:77:TYR:HA	55:CB:83:ARG:HG3	1.97	0.46
55:CB:186:ASN:ND2	55:CB:188:LYS:HD2	2.31	0.46
56:DB:64:LYS:O	56:DB:67:VAL:HG22	2.16	0.46
65:MB:52:LYS:HE2	65:MB:53:PRO:HD3	1.98	0.46
66:NB:130:GLY:HA2	66:NB:138:PHE:CE2	2.50	0.46
73:UB:53:VAL:HA	73:UB:74:VAL:HG22	1.98	0.46
73:UB:127:VAL:C	73:UB:129:GLY:H	2.18	0.46
74:VB:13:ILE:HD12	74:VB:13:ILE:N	2.31	0.46
75:WB:50:ILE:HB	75:WB:51:LEU:HD12	1.98	0.46
79:AC:22:ARG:HG3	79:AC:38:ILE:CD1	2.45	0.46
82:DC:109:VAL:HG12	82:DC:110:ASP:N	2.28	0.46
82:DC:729:PHE:O	82:DC:771:TYR:HA	2.16	0.46
82:DC:831:GLU:O	82:DC:833:PRO:HD3	2.15	0.46
83:EC:6857:C:H2'	83:EC:6858:A:H5'	1.97	0.46
1:A:297:U:OP1	54:BB:37:LYS:HD3	2.16	0.46
1:A:333:A:H62	58:FB:27:PHE:HB2	1.80	0.46
1:A:1539:G:H3'	1:A:1540:G:C5'	2.46	0.46
1:A:1605:G:N7	66:NB:127:LYS:HD2	2.29	0.46
2:B:364:G:H4'	8:H:84:ARG:HB3	1.96	0.46
2:B:578:A:O2'	8:H:331:ALA:HB1	2.15	0.46
2:B:764:U:O2	2:B:764:U:H2'	2.16	0.46
2:B:841:A:O3'	23:W:126:GLU:HG2	2.16	0.46
2:B:874:U:O4	2:B:2950:G:H3'	2.16	0.46
2:B:970:A:OP2	33:GA:19:ASN:HB2	2.16	0.46
2:B:989:A:H2	25:Y:101:CYS:HB2	1.81	0.46
2:B:1311:G:H1'	2:B:2381:G:O5'	2.16	0.46
2:B:1508:C:H2'	2:B:1509:A:O4'	2.16	0.46
2:B:1638:A:H2	2:B:1709:C:C2	2.34	0.46
2:B:1679:A:H2'	2:B:1680:G:H8	1.80	0.46
2:B:1883:A:H2'	2:B:1884:A:H8	1.80	0.46
2:B:2261:G:H5'	2:B:2261:G:C8	2.50	0.46
2:B:2372:A:C3'	2:B:2373:A:C5'	2.94	0.46
2:B:2771:U:H3'	2:B:2772:C:C5'	2.45	0.46
2:B:3201:C:H2'	2:B:3202:G:C8	2.51	0.46
2:B:3321:C:H2'	2:B:3322:A:O4'	2.15	0.46
3:C:118:C:H2'	3:C:119:C:H6	1.76	0.46
6:F:206:PRO:HG3	6:F:213:GLY:HA3	1.97	0.46
7:G:293:ASN:HB3	7:G:321:PHE:HZ	1.80	0.46

Continued on next page...

Continued from previous page...

Atom-1	Atom-2	Interatomic distance (Å)	Clash overlap (Å)
10:J:34:LEU:HG	10:J:54:TYR:CE1	2.51	0.46
12:L:98:ARG:HB2	12:L:98:ARG:NH1	2.29	0.46
19:S:139:HIS:HB3	19:S:142:ILE:CD1	2.45	0.46
21:U:18:ARG:NE	21:U:147:GLU:HB3	2.30	0.46
23:W:18:GLY:O	23:W:22:VAL:HG23	2.16	0.46
24:X:4:PHE:CE2	24:X:104:GLU:HG3	2.44	0.46
24:X:23:LYS:HG3	25:Y:146:ASN:HD22	1.81	0.46
30:DA:43:TYR:O	30:DA:124:GLY:HA2	2.16	0.46
35:IA:43:HIS:O	35:IA:44:MET:HG2	2.16	0.46
36:JA:19:ARG:NH1	36:JA:28:VAL:HG13	2.14	0.46
46:TA:65:THR:CG2	46:TA:89:LYS:HG2	2.46	0.46
46:TA:93:LEU:HD23	46:TA:93:LEU:H	1.80	0.46
52:ZA:77:GLN:OE1	52:ZA:190:LEU:HD22	2.16	0.46
54:BB:68:ARG:HH11	54:BB:76:VAL:HG11	1.81	0.46
57:EB:82:GLU:HG3	57:EB:90:VAL:HG23	1.98	0.46
57:EB:144:VAL:HG23	57:EB:144:VAL:O	2.16	0.46
70:RB:34:LEU:O	70:RB:34:LEU:HD13	2.15	0.46
1:A:49:C:OP1	1:A:388:G:H1'	2.16	0.46
1:A:180:A:H2'	1:A:181:A:C5'	2.46	0.46
1:A:428:A:O3'	1:A:439:U:H6	1.99	0.46
1:A:774:A:H2'	1:A:775:G:H5'	1.97	0.46
1:A:824:G:H5'	1:A:825:U:OP2	2.16	0.46
2:B:44:U:H5''	46:TA:54:THR:HG22	1.97	0.46
2:B:93:C:H3'	2:B:93:C:OP1	2.15	0.46
2:B:245:U:H2'	2:B:246:U:C6	2.51	0.46
2:B:501:A:H4'	10:J:28:GLN:HE21	1.81	0.46
2:B:739:G:H2'	2:B:740:G:H8	1.81	0.46
2:B:841:A:H4'	23:W:126:GLU:CA	2.42	0.46
2:B:1116:G:O2'	2:B:1117:G:H4'	2.16	0.46
2:B:1360:C:H2'	2:B:1361:U:H6	1.80	0.46
2:B:1415:U:H2'	2:B:1416:C:O4'	2.15	0.46
2:B:1486:G:H21	38:LA:6:THR:HG22	1.81	0.46
2:B:1655:G:H4'	38:LA:59:PRO:HG2	1.96	0.46
2:B:1721:U:H5	23:W:124:TYR:HH	1.64	0.46
2:B:1783:U:H2'	2:B:1784:G:C8	2.51	0.46
2:B:1804:A:H4'	38:LA:71:THR:HG21	1.98	0.46
2:B:1857:C:O2	38:LA:4:ARG:HB3	2.16	0.46
2:B:2138:A:H5'	41:OA:3:LYS:HE2	1.96	0.46
2:B:2201:G:N2	6:F:224:THR:HG21	2.30	0.46
2:B:2849:C:H2'	2:B:2850:G:C8	2.50	0.46
2:B:2875:U:O2	2:B:2875:U:H2'	2.15	0.46

Continued on next page...

Continued from previous page...

Atom-1	Atom-2	Interatomic distance (Å)	Clash overlap (Å)
2:B:3257:C:H2'	2:B:3258:U:C6	2.51	0.46
2:B:3273:A:H2'	2:B:3274:A:O4'	2.15	0.46
4:D:1:G:N3	9:I:266:ALA:HB2	2.30	0.46
5:E:74:VAL:HB	5:E:84:ALA:HB1	1.98	0.46
7:G:22:ALA:HB3	7:G:274:SER:OG	2.15	0.46
12:L:46:LEU:HD23	12:L:49:TYR:CD1	2.51	0.46
13:M:106:LYS:O	13:M:107:ASP:HB2	2.16	0.46
16:P:123:ARG:HH22	48:VA:39:HIS:HB2	1.72	0.46
16:P:130:LYS:O	16:P:146:LYS:HG2	2.16	0.46
21:U:169:THR:O	21:U:173:ARG:HB2	2.15	0.46
24:X:14:LEU:HD21	25:Y:136:ARG:CZ	2.46	0.46
25:Y:66:ASN:HB2	33:GA:35:VAL:HG22	1.97	0.46
25:Y:80:VAL:CG1	25:Y:83:ARG:HG2	2.46	0.46
32:FA:6:THR:O	32:FA:10:LYS:HD3	2.15	0.46
36:JA:123:LYS:HA	36:JA:126:LEU:CD1	2.43	0.46
37:KA:13:HIS:HA	37:KA:30:ILE:CD1	2.46	0.46
38:LA:54:ILE:CG1	38:LA:71:THR:HG22	2.39	0.46
48:VA:110:ARG:HB3	48:VA:113:ALA:HB2	1.98	0.46
49:WA:124:SER:O	49:WA:131:ILE:HA	2.16	0.46
49:WA:216:LYS:HA	49:WA:239:GLU:HB2	1.97	0.46
52:ZA:157:LYS:HG3	72:TB:95:PRO:O	2.16	0.46
53:AB:163:PRO:HB3	53:AB:167:PHE:HD2	1.80	0.46
53:AB:168:ILE:HD13	53:AB:187:LYS:HG3	1.98	0.46
56:DB:74:LYS:NZ	56:DB:74:LYS:HB3	2.30	0.46
59:GB:17:ARG:HD2	59:GB:20:GLU:OE1	2.15	0.46
63:KB:99:ARG:HG3	63:KB:115:LEU:HD21	1.97	0.46
78:ZB:13:ILE:HD13	78:ZB:31:GLU:HB2	1.97	0.46
1:A:147:A:OP2	1:A:166:C:H5	1.97	0.46
1:A:314:C:O2	1:A:354:C:N3	2.49	0.46
1:A:1065:A:H2'	1:A:1066:C:O4'	2.16	0.46
1:A:1119:G:H2'	1:A:1120:U:C6	2.51	0.46
1:A:1126:G:H2'	1:A:1127:G:O4'	2.16	0.46
1:A:1471:A:H5'	55:CB:184:PHE:CE2	2.51	0.46
1:A:1483:A:C2	1:A:1607:G:H1'	2.51	0.46
2:B:130:A:O5'	2:B:130:A:H8	1.99	0.46
2:B:573:C:H2'	2:B:574:U:C6	2.51	0.46
2:B:660:A:C2	2:B:942:U:H4'	2.51	0.46
2:B:742:G:OP1	22:V:73:GLN:HG2	2.16	0.46
2:B:833:G:OP1	23:W:84:THR:HG21	2.15	0.46
2:B:941:G:C1'	2:B:1435:A:H1'	2.46	0.46
2:B:1123:U:H2'	2:B:1124:U:C5'	2.46	0.46

Continued on next page...

Continued from previous page...

Atom-1	Atom-2	Interatomic distance (Å)	Clash overlap (Å)
2:B:1240:A:H3'	2:B:1241:U:C5'	2.38	0.46
2:B:1282:G:H5''	48:VA:82:GLY:O	2.16	0.46
2:B:1724:U:O4	23:W:125:LYS:HD2	2.16	0.46
2:B:2177:G:N2	6:F:126:LEU:HG	2.30	0.46
2:B:2320:A:H3'	2:B:2321:A:C8	2.51	0.46
2:B:2917:G:H2'	2:B:2918:G:O4'	2.16	0.46
2:B:2939:G:H2'	2:B:2940:A:O4'	2.16	0.46
2:B:3231:U:H2'	2:B:3232:G:N7	2.30	0.46
2:B:3246:G:OP1	2:B:3247:G:HI'	2.15	0.46
3:C:154:C:H5''	12:L:181:LYS:CB	2.39	0.46
4:D:4:U:C5'	4:D:26:C:H4'	2.47	0.46
6:F:126:LEU:HD11	6:F:156:LYS:NZ	2.30	0.46
8:H:59:GLN:HE21	8:H:59:GLN:HB2	1.64	0.46
9:I:58:LYS:HZ1	9:I:158:ARG:HH12	1.63	0.46
9:I:108:ARG:HG2	9:I:251:PRO:C	2.36	0.46
9:I:146:LEU:HD21	9:I:159:VAL:HG12	1.98	0.46
10:J:65:ILE:C	10:J:65:ILE:HD12	2.36	0.46
11:K:90:LYS:HD3	11:K:133:TYR:CE1	2.51	0.46
12:L:77:GLN:HA	12:L:80:TYR:HB3	1.97	0.46
12:L:153:ILE:HD13	12:L:166:LEU:HB3	1.97	0.46
13:M:8:GLN:HG2	13:M:68:LEU:CD1	2.45	0.46
13:M:138:THR:O	13:M:139:ASN:HB2	2.16	0.46
13:M:167:VAL:HG12	13:M:170:LYS:CG	2.46	0.46
13:M:168:ARG:O	13:M:170:LYS:HG2	2.16	0.46
16:P:92:ARG:O	16:P:93:LYS:HB2	2.15	0.46
17:Q:28:GLN:CG	19:S:201:ARG:HG3	2.44	0.46
18:R:24:LYS:NZ	18:R:24:LYS:HB3	2.31	0.46
21:U:31:GLU:HG3	21:U:60:PHE:CD1	2.50	0.46
25:Y:115:LYS:O	25:Y:119:ALA:HB3	2.16	0.46
27:AA:34:LEU:HD22	27:AA:60:ALA:HB1	1.97	0.46
28:BA:3:VAL:HA	28:BA:13:ILE:O	2.16	0.46
31:EA:26:VAL:HG21	31:EA:96:VAL:O	2.16	0.46
34:HA:82:GLY:O	34:HA:83:LYS:HD3	2.16	0.46
34:HA:103:THR:HG22	34:HA:104:LEU:CD1	2.46	0.46
37:KA:87:ASN:HD22	37:KA:87:ASN:HA	1.57	0.46
38:LA:66:SER:O	38:LA:70:LYS:HB2	2.16	0.46
40:NA:55:ARG:HA	40:NA:58:ILE:HG12	1.98	0.46
41:OA:76:ASN:HB3	41:OA:79:GLN:CG	2.46	0.46
46:TA:22:GLN:O	46:TA:75:VAL:HG22	2.16	0.46
48:VA:28:VAL:HG11	48:VA:87:VAL:HG21	1.98	0.46
49:WA:91:LEU:O	49:WA:99:THR:HA	2.16	0.46

Continued on next page...

Continued from previous page...

Atom-1	Atom-2	Interatomic distance (Å)	Clash overlap (Å)
50:XA:175:TYR:CE2	50:XA:199:PRO:HG3	2.50	0.46
52:ZA:169:LEU:CD2	52:ZA:188:LEU:HD11	2.46	0.46
54:BB:35:PRO:CD	54:BB:83:PRO:HG2	2.46	0.46
54:BB:154:ILE:HG12	54:BB:172:PHE:CD2	2.51	0.46
56:DB:192:ALA:O	56:DB:196:ARG:HB2	2.16	0.46
58:FB:5:ARG:HH11	58:FB:5:ARG:HG3	1.80	0.46
58:FB:41:LYS:HA	58:FB:59:ARG:O	2.16	0.46
59:GB:72:GLU:HA	59:GB:75:ALA:HB3	1.97	0.46
59:GB:179:ARG:O	59:GB:182:GLU:HG3	2.16	0.46
66:NB:60:PHE:HD2	66:NB:65:ILE:HG13	1.81	0.46
69:QB:78:LYS:HA	69:QB:93:HIS:CE1	2.51	0.46
70:RB:28:SER:CB	70:RB:34:LEU:HD23	2.46	0.46
73:UB:37:ALA:HB1	73:UB:45:GLY:H	1.80	0.46
75:WB:68:ARG:HD2	83:EC:6867:C:H1'	1.97	0.46
82:DC:77:LEU:HB2	82:DC:100:ILE:HD12	1.98	0.46
82:DC:103:ILE:CD1	82:DC:121:VAL:HG23	2.46	0.46
82:DC:293:LYS:HB3	82:DC:296:ILE:HD12	1.98	0.46
82:DC:677:PHE:N	82:DC:677:PHE:HD2	2.14	0.46
1:A:151:G:H21	56:DB:13:GLN:NE2	2.13	0.45
1:A:248:U:H5'	61:IB:36:LYS:HB2	1.99	0.45
1:A:361:C:H2'	1:A:362:G:C8	2.52	0.45
1:A:449:C:H4'	54:BB:7:LYS:O	2.17	0.45
1:A:574:G:N3	1:A:574:G:H2'	2.31	0.45
1:A:1125:A:H2'	1:A:1126:G:O4'	2.16	0.45
1:A:1468:U:H4'	69:QB:88:VAL:HA	1.98	0.45
2:B:44:U:C5'	46:TA:54:THR:HG22	2.46	0.45
2:B:71:A:C4	2:B:2778:G:H4'	2.52	0.45
2:B:148:G:H1'	2:B:149:U:H5	1.80	0.45
2:B:519:A:C2	24:X:65:ASN:HB2	2.51	0.45
2:B:953:G:H4'	2:B:954:U:H6	1.81	0.45
2:B:1063:G:C2	25:Y:109:VAL:HG13	2.52	0.45
2:B:1097:G:C4'	25:Y:129:LYS:HE2	2.41	0.45
2:B:1833:G:H2'	2:B:1834:U:O4'	2.15	0.45
2:B:2195:C:H2'	2:B:2272:G:OP1	2.16	0.45
2:B:2290:C:H2'	2:B:2291:A:C1'	2.45	0.45
2:B:2361:A:O2'	2:B:2362:C:H5'	2.16	0.45
2:B:3059:G:H5'	35:IA:17:HIS:CE1	2.51	0.45
2:B:3146:G:O2'	2:B:3147:G:H5'	2.17	0.45
3:C:30:C:H2'	3:C:31:G:H8	1.81	0.45
6:F:77:ILE:CG1	6:F:115:ASN:HD22	2.27	0.45
6:F:79:ASN:HD21	6:F:98:VAL:HG12	1.81	0.45

Continued on next page...

Continued from previous page...

Atom-1	Atom-2	Interatomic distance (Å)	Clash overlap (Å)
6:F:117:GLU:CA	6:F:125:ALA:HB3	2.41	0.45
7:G:303:LYS:HD3	7:G:372:THR:CG2	2.46	0.45
8:H:29:PRO:HG3	8:H:279:HIS:ND1	2.31	0.45
8:H:288:ARG:HH11	8:H:288:ARG:HG2	1.80	0.45
9:I:8:LYS:HD2	9:I:8:LYS:N	2.31	0.45
11:K:179:LEU:HD13	11:K:179:LEU:N	2.31	0.45
16:P:85:LEU:HD21	16:P:106:LEU:HD13	1.98	0.45
17:Q:46:ILE:HG12	17:Q:49:ARG:HD2	1.97	0.45
17:Q:66:ASN:HD21	32:FA:105:LEU:HD21	1.81	0.45
20:T:148:LYS:H	20:T:148:LYS:CE	2.27	0.45
21:U:17:ALA:HB3	21:U:148:LEU:HD21	1.98	0.45
24:X:9:VAL:HG13	24:X:61:ILE:HD13	1.98	0.45
24:X:10:ILE:CG2	24:X:24:LEU:HD23	2.46	0.45
31:EA:68:ILE:HG22	31:EA:69:LYS:H	1.81	0.45
31:EA:100:THR:O	31:EA:107:ARG:HG2	2.16	0.45
32:FA:73:LEU:HD13	32:FA:109:TYR:HB3	1.98	0.45
37:KA:17:GLN:HB3	37:KA:24:ASN:CB	2.37	0.45
49:WA:115:ILE:HA	49:WA:121:MET:O	2.16	0.45
54:BB:183:VAL:HG12	54:BB:185:GLY:H	1.81	0.45
54:BB:206:ASP:O	54:BB:221:ARG:HA	2.16	0.45
54:BB:207:LEU:HA	54:BB:220:THR:O	2.16	0.45
56:DB:73:ILE:HG13	56:DB:73:ILE:O	2.15	0.45
58:FB:76:THR:HG22	58:FB:108:PRO:HG2	1.98	0.45
68:PB:18:LEU:HD21	68:PB:70:VAL:HG13	1.97	0.45
71:SB:80:LYS:HB2	71:SB:80:LYS:NZ	2.31	0.45
72:TB:86:ILE:CA	72:TB:89:TRP:HB2	2.40	0.45
82:DC:45:ILE:HG13	82:DC:78:TYR:HB2	1.97	0.45
82:DC:111:PHE:C	82:DC:113:SER:N	2.69	0.45
82:DC:277:ILE:O	82:DC:280:PRO:HD2	2.16	0.45
82:DC:334:LEU:O	82:DC:338:ILE:HG13	2.15	0.45
1:A:209:U:H5'	58:FB:170:SER:O	2.15	0.45
1:A:488:G:C2'	1:A:489:C:H5'	2.46	0.45
1:A:534:A:H3'	1:A:535:A:H8	1.81	0.45
1:A:629:U:H2'	1:A:630:A:C5'	2.46	0.45
1:A:889:U:C2'	1:A:890:C:H4'	2.40	0.45
1:A:1163:A:H4'	55:CB:166:ARG:HH21	1.81	0.45
1:A:1358:G:H2'	1:A:1359:C:C6	2.51	0.45
1:A:1750:A:H2'	1:A:1751:C:C6	2.50	0.45
2:B:22:G:H4'	41:OA:42:ALA:O	2.16	0.45
2:B:27:C:O2'	2:B:28:C:H5'	2.16	0.45
2:B:345:G:H5'	2:B:1429:G:O6	2.16	0.45

Continued on next page...

Continued from previous page...

Atom-1	Atom-2	Interatomic distance (Å)	Clash overlap (Å)
2:B:994:G:H5'	2:B:2637:A:HO2'	1.78	0.45
2:B:1324:U:C5'	24:X:1:MET:HA	2.46	0.45
2:B:1643:A:H5''	2:B:1644:C:C5	2.52	0.45
2:B:1826:C:OP2	42:PA:48:SER:HB3	2.15	0.45
2:B:1923:C:H5''	45:SA:25:LYS:C	2.36	0.45
2:B:2167:A:O2'	2:B:2168:A:H5'	2.16	0.45
2:B:2403:G:OP1	2:B:2403:G:H4'	2.17	0.45
2:B:2424:A:HO2'	2:B:2425:G:H5'	1.81	0.45
2:B:2994:A:H4'	21:U:77:GLY:C	2.36	0.45
2:B:3262:U:C2'	2:B:3263:G:H5''	2.45	0.45
7:G:58:ARG:HH11	7:G:58:ARG:HB2	1.81	0.45
7:G:303:LYS:NZ	7:G:371:GLN:HB3	2.31	0.45
8:H:150:LEU:HD21	8:H:172:VAL:HG22	1.97	0.45
8:H:179:LEU:HD22	8:H:183:LYS:HE3	1.98	0.45
9:I:104:LEU:CA	9:I:247:ILE:HG21	2.40	0.45
12:L:155:ASN:HB3	12:L:179:ILE:CG2	2.46	0.45
17:Q:32:LYS:HA	17:Q:35:ARG:CZ	2.46	0.45
17:Q:119:TYR:OH	39:MA:116:TYR:HE1	1.95	0.45
26:Z:18:ASP:O	26:Z:104:ARG:HA	2.16	0.45
31:EA:14:VAL:HG11	38:LA:90:ILE:HG13	1.97	0.45
31:EA:111:LYS:CA	31:EA:114:VAL:HG22	2.43	0.45
39:MA:10:ARG:CD	39:MA:57:VAL:HG13	2.43	0.45
46:TA:8:ARG:HD2	46:TA:72:LEU:CD1	2.46	0.45
46:TA:91:PHE:CD2	46:TA:93:LEU:HD22	2.51	0.45
48:VA:109:ALA:HA	48:VA:181:PHE:CE1	2.51	0.45
50:XA:59:LEU:HD11	71:SB:78:LEU:HB3	1.96	0.45
50:XA:144:ILE:HG12	50:XA:158:VAL:CG1	2.46	0.45
52:ZA:138:PRO:O	52:ZA:222:TYR:HE2	1.99	0.45
54:BB:102:VAL:HG12	54:BB:103:TYR:N	2.31	0.45
54:BB:259:GLN:HG3	54:BB:260:GLY:N	2.30	0.45
55:CB:133:VAL:HG22	55:CB:198:LEU:HD13	1.98	0.45
55:CB:197:GLU:CG	55:CB:208:SER:HB2	2.45	0.45
57:EB:74:GLN:HE21	57:EB:78:THR:HG22	1.80	0.45
57:EB:181:ILE:HD12	57:EB:181:ILE:N	2.31	0.45
59:GB:40:LYS:HA	59:GB:43:TYR:HD2	1.76	0.45
59:GB:119:ALA:HB1	59:GB:124:HIS:HB3	1.98	0.45
61:IB:108:PRO:HG3	61:IB:134:THR:HB	1.97	0.45
66:NB:67:VAL:HG21	66:NB:85:ILE:HG12	1.98	0.45
67:OB:80:ARG:O	67:OB:81:LYS:C	2.55	0.45
69:QB:113:ILE:O	69:QB:124:ILE:HD12	2.15	0.45
70:RB:67:THR:O	70:RB:79:TRP:HA	2.16	0.45

Continued on next page...

Continued from previous page...

Atom-1	Atom-2	Interatomic distance (Å)	Clash overlap (Å)
70:RB:99:ILE:O	70:RB:103:ILE:HG12	2.17	0.45
73:UB:107:PHE:CE1	73:UB:114:LYS:HD2	2.51	0.45
80:BC:10:ARG:HH11	80:BC:10:ARG:HG3	1.81	0.45
80:BC:38:LEU:HD21	80:BC:42:ARG:HH21	1.80	0.45
82:DC:119:LEU:HD11	82:DC:145:GLN:HB3	1.98	0.45
82:DC:218:TRP:CG	82:DC:324:MET:HB3	2.51	0.45
1:A:163:G:H4'	56:DB:53:SER:OG	2.16	0.45
1:A:243:G:H2'	1:A:244:A:O4'	2.16	0.45
1:A:252:U:H2'	1:A:253:A:C8	2.52	0.45
1:A:377:G:H4'	1:A:379:U:O4	2.17	0.45
1:A:606:A:C8	1:A:608:U:H2'	2.51	0.45
1:A:1225:U:C2	1:A:1230:A:H4'	2.52	0.45
2:B:5:G:C3'	2:B:6:A:H5''	2.46	0.45
2:B:93:C:OP1	2:B:2764:C:H1'	2.15	0.45
2:B:675:C:O2'	2:B:679:U:H5''	2.16	0.45
2:B:837:A:H2'	2:B:838:G:O4'	2.16	0.45
2:B:946:U:H3	2:B:1373:A:H61	1.63	0.45
2:B:971:G:H2'	2:B:972:A:O4'	2.16	0.45
2:B:1010:G:H1'	14:N:195:ALA:HB2	1.97	0.45
2:B:1022:U:H2'	2:B:1023:C:C6	2.52	0.45
2:B:1184:A:H2'	2:B:1185:C:H6	1.80	0.45
2:B:1662:G:H1	2:B:1787:A:H2	1.59	0.45
2:B:1796:G:H4'	6:F:22:LEU:CD2	2.46	0.45
2:B:2277:C:H5'	2:B:2317:A:H4'	1.98	0.45
2:B:2700:G:N2	2:B:2755:C:N4	2.64	0.45
2:B:2771:U:H3'	2:B:2772:C:H5''	1.98	0.45
2:B:3034:C:O2'	13:M:122:LYS:HD2	2.16	0.45
2:B:3321:C:H2'	2:B:3322:A:C8	2.51	0.45
3:C:154:C:H2'	3:C:155:A:C8	2.52	0.45
8:H:169:LEU:HB3	8:H:174:ALA:HB3	1.98	0.45
11:K:115:THR:HA	11:K:205:PHE:HD2	1.82	0.45
17:Q:170:LEU:HD21	40:NA:7:ILE:HB	1.99	0.45
21:U:31:GLU:HG3	21:U:60:PHE:CE1	2.52	0.45
21:U:149:VAL:O	21:U:149:VAL:HG12	2.15	0.45
22:V:32:LEU:HD23	22:V:32:LEU:C	2.36	0.45
30:DA:27:ARG:HD3	30:DA:75:ARG:O	2.17	0.45
49:WA:218:GLY:O	49:WA:236:ALA:HB3	2.16	0.45
50:XA:176:LEU:O	50:XA:179:ARG:HB3	2.16	0.45
52:ZA:82:ASN:CB	52:ZA:207:LEU:HD12	2.39	0.45
53:AB:74:GLN:HA	53:AB:79:TYR:HB2	1.97	0.45
58:FB:42:ARG:C	58:FB:43:ILE:HG13	2.36	0.45

Continued on next page...

Continued from previous page...

Atom-1	Atom-2	Interatomic distance (Å)	Clash overlap (Å)
59:GB:110:GLN:OE1	59:GB:129:ILE:HD12	2.16	0.45
70:RB:28:SER:HB2	70:RB:112:VAL:HG22	1.99	0.45
78:ZB:33:LEU:H	78:ZB:33:LEU:HD22	1.81	0.45
82:DC:485:VAL:HG12	82:DC:533:THR:HG23	1.99	0.45
1:A:96:G:H1	1:A:387:A:H61	1.63	0.45
1:A:633:U:H1'	1:A:1102:G:O2'	2.17	0.45
1:A:1116:A:H2'	1:A:1117:U:O4'	2.16	0.45
1:A:1563:C:OP1	69:QB:84:LYS:HD3	2.16	0.45
2:B:655:C:O5'	36:JA:27:ARG:HB3	2.16	0.45
2:B:841:A:C4'	23:W:126:GLU:HA	2.42	0.45
2:B:885:U:H4'	2:B:1851:G:H4'	1.98	0.45
2:B:964:G:H4'	32:FA:30:GLY:CA	2.46	0.45
2:B:1072:G:H21	33:GA:50:THR:CG2	2.30	0.45
2:B:1133:A:O2'	2:B:1134:G:H5'	2.17	0.45
2:B:1162:U:O2'	36:JA:12:LYS:HD3	2.16	0.45
2:B:1240:A:C3'	2:B:1241:U:H5''	2.38	0.45
2:B:1270:A:O2'	82:DC:744:TYR:HE1	2.00	0.45
2:B:1289:G:H2'	2:B:1290:A:C8	2.49	0.45
2:B:1452:A:N3	2:B:2347:U:H1'	2.32	0.45
2:B:2338:C:H5''	27:AA:47:ASN:O	2.15	0.45
2:B:2908:G:H4'	44:RA:114:LYS:HZ3	1.74	0.45
2:B:3113:A:H3'	2:B:3114:A:C8	2.51	0.45
2:B:3217:C:C5	21:U:182:ILE:HG12	2.52	0.45
2:B:3386:G:H2'	2:B:3387:U:C6	2.50	0.45
3:C:140:G:C2'	3:C:141:C:H5'	2.47	0.45
7:G:219:ALA:HB3	7:G:329:PRO:HG2	1.98	0.45
8:H:82:THR:HG23	8:H:85:SER:N	2.30	0.45
8:H:177:ASP:OD2	8:H:205:PRO:HD3	2.15	0.45
11:K:178:ILE:N	11:K:178:ILE:HD12	2.31	0.45
12:L:94:PHE:HA	12:L:97:TYR:CD2	2.43	0.45
12:L:100:GLU:OE2	12:L:108:ARG:HB2	2.17	0.45
13:M:104:VAL:O	13:M:105:GLU:HG3	2.16	0.45
14:N:216:TYR:O	14:N:217:PHE:HB2	2.16	0.45
27:AA:93:LEU:HD23	27:AA:93:LEU:H	1.81	0.45
34:HA:30:THR:HG21	34:HA:89:VAL:HG21	1.97	0.45
46:TA:27:GLN:HB2	46:TA:93:LEU:CD1	2.46	0.45
48:VA:134:SER:HA	48:VA:137:GLN:OE1	2.17	0.45
50:XA:82:GLY:CA	50:XA:170:ILE:HG21	2.45	0.45
50:XA:120:LEU:HD11	50:XA:144:ILE:CD1	2.46	0.45
55:CB:42:LEU:HB2	55:CB:46:TRP:O	2.16	0.45
61:IB:29:LYS:HE2	61:IB:32:LYS:HA	1.97	0.45

Continued on next page...

Continued from previous page...

Atom-1	Atom-2	Interatomic distance (Å)	Clash overlap (Å)
66:NB:7:VAL:CG2	66:NB:22:VAL:HB	2.42	0.45
66:NB:40:GLU:CA	66:NB:41:PRO:C	2.84	0.45
67:OB:29:GLN:HA	67:OB:32:LYS:HE2	1.98	0.45
71:SB:18:SER:N	71:SB:54:ALA:HB3	2.31	0.45
72:TB:73:GLY:HA3	72:TB:128:PHE:CZ	2.51	0.45
82:DC:32:LYS:HB3	82:DC:128:VAL:HG21	1.97	0.45
82:DC:488:VAL:HG11	82:DC:794:PRO:HB2	1.97	0.45
82:DC:490:GLN:O	82:DC:559:PRO:HG3	2.16	0.45
82:DC:578:LYS:HA	82:DC:585:ARG:HA	1.98	0.45
83:EC:6809:G:H4'	83:EC:6853:G:H4'	1.99	0.45
83:EC:6854:U:H2'	83:EC:6855:A:H8	1.81	0.45
1:A:381:C:OP1	59:GB:2:PRO:HA	2.17	0.45
1:A:445:A:H1'	1:A:525:A:P	2.57	0.45
1:A:792:U:H3'	1:A:793:A:H8	1.82	0.45
1:A:1345:A:O2'	1:A:1346:A:H5''	2.17	0.45
2:B:113:C:OP1	19:S:147:ARG:HD3	2.16	0.45
2:B:294:U:O2'	2:B:295:A:H5''	2.17	0.45
2:B:796:U:H4'	17:Q:7:LEU:HD13	1.97	0.45
2:B:800:G:H3'	2:B:801:A:C8	2.52	0.45
2:B:1263:A:C4'	2:B:1264:G:H8	2.23	0.45
2:B:1416:C:H2'	2:B:1417:G:C4	2.50	0.45
2:B:1490:A:H2'	2:B:1491:A:O4'	2.17	0.45
2:B:1923:C:C5'	45:SA:25:LYS:HA	2.38	0.45
2:B:2196:C:H1'	2:B:2271:A:O2'	2.16	0.45
2:B:2204:C:H2'	2:B:2206:G:H1	1.82	0.45
2:B:2296:A:H2'	2:B:2297:U:H5'	1.99	0.45
2:B:2912:G:H2'	2:B:2913:C:C6	2.52	0.45
2:B:3111:U:O4	2:B:3121:U:C5	2.70	0.45
2:B:3343:G:H2'	2:B:3361:G:H21	1.77	0.45
3:C:29:U:H5''	17:Q:27:ASP:CB	2.44	0.45
4:D:9:C:H3'	4:D:10:C:H6	1.80	0.45
7:G:47:LEU:HD12	7:G:84:VAL:HG11	1.99	0.45
7:G:109:HIS:C	7:G:110:LEU:HD12	2.37	0.45
7:G:238:LEU:HD11	7:G:250:ALA:HB2	1.98	0.45
7:G:350:ALA:O	7:G:351:LEU:CB	2.64	0.45
7:G:358:TRP:CZ2	7:G:360:ASP:HA	2.50	0.45
8:H:42:VAL:HG13	8:H:118:LYS:HZ1	1.80	0.45
8:H:181:VAL:HG12	8:H:182:LEU:H	1.80	0.45
11:K:120:THR:HB	25:Y:132:PRO:CB	2.36	0.45
11:K:239:LEU:O	11:K:243:MET:HG3	2.16	0.45
12:L:46:LEU:O	12:L:50:VAL:HG13	2.16	0.45

Continued on next page...

Continued from previous page...

Atom-1	Atom-2	Interatomic distance (Å)	Clash overlap (Å)
17:Q:75:PHE:CE2	17:Q:96:ALA:HB3	2.51	0.45
17:Q:173:ALA:HA	17:Q:176:GLU:CD	2.37	0.45
18:R:34:ALA:HB1	18:R:70:PHE:HZ	1.81	0.45
22:V:147:ARG:O	22:V:150:VAL:HG22	2.17	0.45
24:X:10:ILE:HG22	24:X:11:GLY:N	2.32	0.45
27:AA:93:LEU:CB	28:BA:20:LEU:HB3	2.45	0.45
28:BA:4:GLU:HG3	28:BA:30:ARG:HD3	1.98	0.45
28:BA:16:GLY:C	28:BA:18:GLY:H	2.20	0.45
30:DA:28:ARG:HB3	30:DA:28:ARG:HH11	1.80	0.45
34:HA:73:GLY:H	34:HA:76:GLU:CG	2.30	0.45
36:JA:35:GLN:HB3	36:JA:43:ARG:HB2	1.96	0.45
36:JA:96:ILE:HB	36:JA:121:ASN:HD21	1.82	0.45
49:WA:227:ALA:O	49:WA:228:LYS:HB2	2.16	0.45
50:XA:59:LEU:HD22	71:SB:79:LEU:HG	1.98	0.45
50:XA:126:PRO:HG2	50:XA:152:PRO:HD2	1.98	0.45
52:ZA:156:THR:CG2	72:TB:99:PHE:CZ	3.00	0.45
53:AB:69:LEU:HD23	53:AB:72:LEU:CD1	2.47	0.45
54:BB:206:ASP:HB2	54:BB:222:LEU:CG	2.36	0.45
61:IB:35:TYR:CD2	61:IB:49:ILE:HG23	2.51	0.45
66:NB:25:GLY:HA3	66:NB:64:ASP:OD2	2.16	0.45
68:PB:25:ASN:HA	75:WB:40:VAL:HG11	1.99	0.45
72:TB:81:VAL:HA	72:TB:85:ASP:HB2	1.97	0.45
82:DC:576:LEU:HG	82:DC:840:ASP:O	2.16	0.45
82:DC:650:THR:HG22	82:DC:689:LEU:O	2.17	0.45
1:A:54:C:HO2'	1:A:459:G:H8	1.63	0.45
1:A:155:U:H4'	56:DB:59:GLN:N	2.26	0.45
1:A:444:C:N4	1:A:458:G:H2'	2.32	0.45
1:A:449:C:H5''	54:BB:30:ARG:HB2	1.96	0.45
1:A:1356:U:H2'	1:A:1357:A:C8	2.51	0.45
2:B:229:G:H4'	8:H:220:ARG:NH2	2.30	0.45
2:B:422:A:H2	2:B:2363:A:H4'	1.74	0.45
2:B:674:G:H4'	8:H:120:TYR:CG	2.52	0.45
2:B:681:U:P	8:H:115:HIS:HB2	2.56	0.45
2:B:816:A:H1'	2:B:819:U:O4	2.16	0.45
2:B:932:U:C4'	2:B:934:G:H5'	2.46	0.45
2:B:1222:G:H2'	2:B:1285:G:N2	2.31	0.45
2:B:1486:G:N3	38:LA:6:THR:HG22	2.32	0.45
2:B:2589:G:H2'	2:B:2590:A:H8	1.81	0.45
2:B:2828:G:O3'	14:N:4:ARG:HG3	2.16	0.45
2:B:3267:A:C6	10:J:73:GLY:HA3	2.52	0.45
4:D:117:A:Cl'	9:I:74:VAL:HB	2.46	0.45

Continued on next page...

Continued from previous page...

Atom-1	Atom-2	Interatomic distance (Å)	Clash overlap (Å)
6:F:60:LYS:HD2	6:F:73:GLU:HB3	1.97	0.45
14:N:102:MET:CB	14:N:112:GLN:N	2.73	0.45
15:O:117:ASP:HB2	15:O:118:PRO:CD	2.46	0.45
17:Q:91:ARG:HE	17:Q:97:VAL:HB	1.81	0.45
20:T:53:LYS:O	20:T:56:ASP:HB2	2.17	0.45
21:U:51:VAL:HG13	21:U:56:ARG:O	2.17	0.45
22:V:176:ARG:HB2	32:FA:53:PHE:O	2.17	0.45
23:W:177:VAL:O	23:W:177:VAL:HG12	2.16	0.45
24:X:87:THR:HG23	25:Y:156:TYR:CZ	2.52	0.45
24:X:137:ARG:HB3	24:X:140:VAL:HG23	1.98	0.45
32:FA:123:VAL:H	32:FA:143:GLY:HA2	1.82	0.45
33:GA:5:LYS:HE2	33:GA:8:THR:OG1	2.16	0.45
36:JA:2:ALA:CB	36:JA:90:LYS:HG2	2.42	0.45
36:JA:35:GLN:HA	36:JA:35:GLN:HE21	1.81	0.45
36:JA:79:VAL:O	36:JA:82:LEU:HB3	2.17	0.45
48:VA:145:ILE:CG2	48:VA:148:GLY:HA2	2.44	0.45
50:XA:126:PRO:CD	50:XA:147:THR:HG22	2.47	0.45
52:ZA:66:PHE:H	52:ZA:66:PHE:HD1	1.65	0.45
52:ZA:238:SER:C	52:ZA:240:LEU:H	2.20	0.45
53:AB:31:GLU:O	53:AB:54:ARG:HD2	2.16	0.45
55:CB:89:ILE:O	55:CB:93:LEU:HB2	2.17	0.45
56:DB:77:LEU:HD23	56:DB:77:LEU:N	2.32	0.45
56:DB:85:ARG:NH2	56:DB:87:ARG:NH1	2.65	0.45
56:DB:178:LEU:O	56:DB:183:ARG:HD2	2.16	0.45
59:GB:47:PHE:CE2	59:GB:51:LYS:HD3	2.52	0.45
65:MB:86:VAL:O	65:MB:89:MET:HG2	2.16	0.45
68:PB:69:ILE:HG22	68:PB:73:MET:HE2	1.98	0.45
69:QB:35:ASP:CA	69:QB:53:TRP:HE1	2.29	0.45
73:UB:137:LYS:HB2	73:UB:139:LYS:HG3	1.98	0.45
82:DC:40:VAL:C	82:DC:42:ARG:H	2.20	0.45
1:A:64:U:H3'	1:A:65:A:H5''	1.98	0.45
1:A:514:G:O2'	1:A:515:A:H5'	2.17	0.45
1:A:1073:G:H5''	63:KB:9:LYS:O	2.17	0.45
1:A:1263:G:H2'	1:A:1264:G:O4'	2.17	0.45
2:B:10:C:H2'	2:B:11:A:O4'	2.16	0.45
2:B:47:C:H2'	2:B:48:A:C8	2.51	0.45
2:B:79:U:H2'	2:B:80:G:H8	1.82	0.45
2:B:362:U:O2'	2:B:929:A:H5'	2.16	0.45
2:B:728:G:C2	22:V:138:LEU:HD23	2.52	0.45
2:B:790:U:H4'	8:H:112:LYS:O	2.17	0.45
2:B:871:U:H2'	2:B:872:U:H6	1.78	0.45

Continued on next page...

Continued from previous page...

Atom-1	Atom-2	Interatomic distance (Å)	Clash overlap (Å)
2:B:1408:G:H2'	2:B:1409:G:C8	2.52	0.45
2:B:2349:U:O2'	2:B:2350:C:H5'	2.16	0.45
2:B:3182:G:H5''	20:T:37:ARG:NH2	2.31	0.45
2:B:3343:G:H1'	2:B:3362:A:N1	2.32	0.45
2:B:3369:G:H2'	7:G:380:MET:HE1	1.99	0.45
4:D:64:A:C2	9:I:290:ILE:HG21	2.52	0.45
6:F:30:ARG:HG3	6:F:63:PHE:CD2	2.51	0.45
6:F:180:LEU:HD11	47:UA:23:ARG:HG2	1.98	0.45
6:F:189:TYR:HA	6:F:192:LYS:HB2	1.98	0.45
7:G:43:LEU:HD23	7:G:208:VAL:HG22	1.98	0.45
7:G:144:ILE:O	7:G:148:LEU:HD13	2.17	0.45
7:G:217:ALA:HB1	7:G:337:THR:O	2.17	0.45
9:I:34:LYS:O	9:I:38:THR:HG23	2.17	0.45
9:I:58:LYS:HD3	9:I:93:THR:CB	2.46	0.45
11:K:62:ILE:O	11:K:66:LYS:HG3	2.17	0.45
15:O:55:ARG:HA	15:O:59:ILE:H	1.82	0.45
17:Q:115:ARG:NH2	17:Q:145:PHE:HB2	2.32	0.45
21:U:86:LYS:HG3	21:U:89:LYS:HD3	1.99	0.45
21:U:126:ARG:HA	21:U:140:GLU:HB3	1.97	0.45
24:X:12:ARG:O	24:X:13:ARG:HB2	2.16	0.45
31:EA:129:TRP:CZ3	38:LA:97:GLU:HG2	2.52	0.45
32:FA:100:PRO:CB	32:FA:123:VAL:HG13	2.42	0.45
39:MA:48:ARG:HG3	39:MA:49:LYS:CD	2.47	0.45
44:RA:93:LYS:HD2	44:RA:102:ARG:CG	2.44	0.45
48:VA:5:ARG:HG2	48:VA:8:LYS:HB2	1.99	0.45
52:ZA:165:VAL:HG11	52:ZA:210:THR:HA	1.98	0.45
54:BB:106:LYS:HB2	54:BB:108:ARG:HG3	1.99	0.45
56:DB:109:LEU:HD23	56:DB:110:ALA:N	2.32	0.45
58:FB:36:THR:CG2	58:FB:96:LEU:HB2	2.43	0.45
61:IB:58:CYS:SG	61:IB:59:PRO:HD2	2.57	0.45
68:PB:52:VAL:CG1	68:PB:61:LEU:HD11	2.47	0.45
70:RB:68:ARG:HD2	70:RB:78:THR:O	2.16	0.45
1:A:472:U:H2'	1:A:473:A:C8	2.52	0.45
1:A:546:U:H2'	1:A:547:U:C6	2.52	0.45
1:A:572:C:H2'	1:A:573:C:C6	2.52	0.45
1:A:614:C:H5	73:UB:5:LYS:HZ1	1.65	0.45
1:A:777:C:H5	74:VB:10:ARG:HH11	1.65	0.45
1:A:1025:A:H2'	1:A:1026:A:H3'	1.98	0.45
1:A:1477:G:H5'	69:QB:45:MET:HB2	1.99	0.45
1:A:1528:U:OP1	55:CB:109:LYS:HA	2.17	0.45
1:A:1534:G:C8	75:WB:73:GLY:HA3	2.52	0.45

Continued on next page...

Continued from previous page...

Atom-1	Atom-2	Interatomic distance (Å)	Clash overlap (Å)
1:A:1590:G:H2'	1:A:1591:C:C6	2.52	0.45
2:B:155:G:C5'	2:B:156:G:H2'	2.47	0.45
2:B:215:G:H2'	2:B:216:G:C8	2.52	0.45
2:B:729:C:O2'	2:B:730:C:H5'	2.17	0.45
2:B:796:U:H2'	2:B:797:U:N1	2.32	0.45
2:B:947:G:H5''	36:JA:55:ILE:HB	1.99	0.45
2:B:1212:A:H2	2:B:1293:U:O2	1.99	0.45
2:B:1558:A:P	2:B:1558:A:H8	2.40	0.45
2:B:1584:U:H2'	2:B:1585:C:C6	2.50	0.45
2:B:1656:A:H4'	2:B:1657:C:H5'	1.99	0.45
2:B:1774:C:H2'	2:B:1775:G:C5'	2.47	0.45
2:B:2187:G:N7	6:F:200:ARG:HD3	2.32	0.45
2:B:2407:C:H2'	2:B:2408:U:H6	1.81	0.45
2:B:2428:U:H2'	2:B:2429:G:H8	1.82	0.45
2:B:2484:A:H5''	5:E:130:LYS:NZ	2.32	0.45
2:B:2642:A:H5'	33:GA:7:HIS:HB2	1.98	0.45
2:B:2768:U:H2'	2:B:2769:A:H8	1.82	0.45
2:B:2844:C:O2'	2:B:2845:A:H5'	2.17	0.45
2:B:2967:A:H5''	6:F:214:GLY:N	2.32	0.45
2:B:3109:G:H21	13:M:156:GLN:HE22	1.65	0.45
2:B:3206:C:O2'	18:R:64:VAL:HG11	2.17	0.45
2:B:3305:A:H5'	7:G:334:ARG:NH2	2.31	0.45
3:C:38:U:C2	39:MA:83:LYS:HA	2.51	0.45
6:F:43:GLY:HA3	6:F:88:ILE:O	2.17	0.45
6:F:158:ILE:HD12	6:F:162:ALA:HB1	1.98	0.45
8:H:52:VAL:CG1	8:H:103:THR:H	2.30	0.45
9:I:160:PHE:HB3	9:I:180:PHE:CE1	2.52	0.45
9:I:212:ALA:HB2	9:I:219:PHE:CE1	2.52	0.45
14:N:36:LEU:HD21	14:N:69:ARG:NH1	2.32	0.45
15:O:135:GLY:O	15:O:139:THR:HG23	2.16	0.45
16:P:106:LEU:O	16:P:107:ASP:HB2	2.17	0.45
17:Q:167:PHE:CD1	17:Q:168:ARG:HG2	2.51	0.45
28:BA:9:SER:CB	28:BA:52:THR:HA	2.47	0.45
31:EA:121:ARG:HB3	31:EA:131:PHE:CZ	2.52	0.45
35:IA:10:ARG:HB2	35:IA:12:TYR:CE2	2.52	0.45
37:KA:32:ILE:O	37:KA:35:VAL:HG22	2.17	0.45
49:WA:61:PHE:HZ	49:WA:94:VAL:HA	1.82	0.45
50:XA:29:VAL:O	50:XA:29:VAL:HG13	2.16	0.45
52:ZA:37:PRO:HD2	52:ZA:46:LYS:HD2	1.99	0.45
53:AB:5:ILE:CB	53:AB:10:LYS:HE3	2.46	0.45
53:AB:76:ARG:HB2	60:HB:65:TYR:OH	2.17	0.45

Continued on next page...

Continued from previous page...

Atom-1	Atom-2	Interatomic distance (Å)	Clash overlap (Å)
57:EB:89:HIS:CE1	57:EB:165:LYS:HG2	2.52	0.45
59:GB:76:LEU:O	59:GB:80:LEU:HG	2.16	0.45
67:OB:57:LEU:HD22	67:OB:60:ARG:HD3	1.99	0.45
68:PB:42:TYR:HD1	68:PB:85:PHE:CD1	2.35	0.45
70:RB:51:VAL:HG13	70:RB:94:GLU:HB2	1.99	0.45
77:YB:33:LEU:HD23	77:YB:81:ARG:N	2.32	0.45
82:DC:108:HIS:HB2	82:DC:109:VAL:H	1.62	0.45
82:DC:632:LYS:CB	82:DC:648:ASP:HB3	2.26	0.45
1:A:103:A:P	58:FB:19:ALA:HB3	2.57	0.45
1:A:328:A:H5'	61:IB:12:ALA:HB1	1.99	0.45
1:A:403:G:H2'	1:A:403:G:N3	2.31	0.45
1:A:426:G:H2'	1:A:426:G:N3	2.31	0.45
1:A:627:C:C4	1:A:628:G:C5	3.05	0.45
1:A:967:A:H2'	1:A:968:U:O4'	2.17	0.45
1:A:1469:A:H2'	1:A:1470:C:C6	2.52	0.45
1:A:1746:A:H2'	1:A:1747:G:O4'	2.17	0.45
2:B:95:A:H2'	2:B:96:G:C4'	2.47	0.45
2:B:374:A:C4'	2:B:375:A:H5'	2.43	0.45
2:B:716:A:N7	32:FA:117:ARG:HG3	2.32	0.45
2:B:759:U:H2'	2:B:760:G:O4'	2.17	0.45
2:B:965:A:C5'	32:FA:41:HIS:HE2	2.30	0.45
2:B:1066:G:H2'	2:B:1067:U:C6	2.52	0.45
2:B:1169:A:H2'	2:B:1170:A:C8	2.52	0.45
2:B:1309:U:C6	2:B:1311:G:OP2	2.70	0.45
2:B:1387:G:O2'	36:JA:77:ALA:CB	2.65	0.45
2:B:1563:C:H2'	2:B:1564:U:O4'	2.17	0.45
2:B:1838:G:H4'	2:B:1839:A:C5	2.52	0.45
2:B:1894:U:H2'	2:B:1895:A:C4'	2.47	0.45
2:B:2170:U:H2'	2:B:2171:G:H8	1.81	0.45
2:B:2281:A:O2'	2:B:2282:U:H5''	2.17	0.45
2:B:2408:U:O2'	2:B:2409:G:H5'	2.17	0.45
2:B:2424:A:H2'	2:B:2425:G:O4'	2.17	0.45
2:B:2789:U:H2'	2:B:2790:A:O4'	2.16	0.45
11:K:104:GLN:CG	22:V:6:THR:HG22	2.47	0.45
11:K:119:VAL:O	11:K:119:VAL:HG12	2.16	0.45
14:N:43:VAL:HG12	14:N:171:TRP:CD1	2.49	0.45
17:Q:119:TYR:HE1	39:MA:118:ILE:HD11	1.82	0.45
23:W:91:SER:HA	23:W:94:VAL:CG2	2.47	0.45
25:Y:38:ASP:N	25:Y:63:VAL:HG13	2.32	0.45
25:Y:39:ILE:HG22	25:Y:99:SER:CB	2.46	0.45
27:AA:26:ALA:O	27:AA:114:ILE:HA	2.16	0.45

Continued on next page...

Continued from previous page...

Atom-1	Atom-2	Interatomic distance (Å)	Clash overlap (Å)
32:FA:131:SER:HB3	32:FA:134:ALA:CB	2.47	0.45
36:JA:19:ARG:CB	36:JA:32:TRP:HA	2.44	0.45
39:MA:28:LEU:O	39:MA:32:LYS:HB2	2.17	0.45
48:VA:15:LEU:CB	48:VA:86:PHE:HE2	2.30	0.45
48:VA:28:VAL:O	48:VA:84:VAL:HA	2.17	0.45
48:VA:133:THR:HG23	48:VA:150:ILE:HG12	1.98	0.45
49:WA:251:TRP:CZ2	49:WA:271:VAL:HG11	2.51	0.45
50:XA:121:VAL:HG23	50:XA:141:ILE:CG2	2.46	0.45
50:XA:171:GLY:HA3	50:XA:203:PHE:CD2	2.52	0.45
52:ZA:99:LYS:HA	52:ZA:117:THR:HA	1.99	0.45
54:BB:181:VAL:HG11	54:BB:225:VAL:HG13	1.98	0.45
54:BB:200:ARG:O	54:BB:201:HIS:HB2	2.16	0.45
55:CB:90:ILE:O	55:CB:94:THR:HG23	2.16	0.45
55:CB:122:ASN:O	55:CB:126:ASP:HA	2.16	0.45
56:DB:85:ARG:NH1	56:DB:86:PRO:O	2.50	0.45
58:FB:5:ARG:HH12	58:FB:28:GLU:C	2.20	0.45
59:GB:56:ALA:O	59:GB:60:LEU:HD23	2.17	0.45
68:PB:54:LEU:HD22	68:PB:54:LEU:N	2.31	0.45
72:TB:89:TRP:O	72:TB:93:LEU:HD23	2.16	0.45
74:VB:105:ARG:HG2	74:VB:105:ARG:NH1	2.31	0.45
77:YB:19:HIS:O	77:YB:23:THR:HG23	2.17	0.45
80:BC:35:TYR:O	80:BC:39:LEU:HD23	2.16	0.45
82:DC:436:LEU:HD23	82:DC:437:MET:H	1.82	0.45
82:DC:488:VAL:HG12	82:DC:796:MET:HG3	1.99	0.45
82:DC:664:VAL:HA	82:DC:667:PHE:HB3	1.99	0.45
82:DC:734:GLN:NE2	82:DC:765:LEU:HG	2.31	0.45
1:A:50:C:O2'	1:A:51:A:H5'	2.17	0.45
1:A:333:A:H8	58:FB:49:ARG:HB3	1.81	0.45
1:A:398:G:OP2	58:FB:47:ARG:NH1	2.49	0.45
1:A:629:U:C2'	1:A:630:A:H5'	2.46	0.45
1:A:883:C:H2'	1:A:884:A:C8	2.52	0.45
1:A:948:G:H2'	1:A:949:C:C6	2.52	0.45
1:A:1314:U:C5'	1:A:1315:U:H5	2.30	0.45
1:A:1489:U:H5'	1:A:1494:C:H1'	1.99	0.45
2:B:84:U:O5'	2:B:85:A:H2'	2.16	0.45
2:B:101:G:H2'	2:B:102:C:O4'	2.17	0.45
2:B:138:U:H2'	2:B:139:G:H8	1.81	0.45
2:B:577:C:O2'	2:B:579:G:H5''	2.15	0.45
2:B:729:C:H1'	22:V:79:LYS:HE3	1.99	0.45
2:B:892:U:H2'	2:B:893:C:C6	2.52	0.45
2:B:924:G:H8	2:B:924:G:P	2.40	0.45

Continued on next page...

Continued from previous page...

Atom-1	Atom-2	Interatomic distance (Å)	Clash overlap (Å)
2:B:924:G:C5	2:B:2809:C:H1'	2.52	0.45
2:B:1095:U:C2	25:Y:127:GLN:HA	2.52	0.45
2:B:1195:A:C4	2:B:1309:U:H1'	2.51	0.45
2:B:1352:A:H1'	2:B:1353:U:C5'	2.47	0.45
2:B:1427:U:O2'	2:B:1428:A:H5'	2.17	0.45
2:B:1446:A:H61	2:B:2356:A:H3'	1.81	0.45
2:B:1494:U:C5'	2:B:1495:U:H5'	2.47	0.45
2:B:1769:G:H2'	2:B:1770:G:H8	1.82	0.45
2:B:1887:A:H5'	7:G:226:PHE:O	2.17	0.45
2:B:1940:G:H2'	2:B:1941:C:C6	2.52	0.45
2:B:2158:A:H4'	2:B:2159:U:C5'	2.47	0.45
2:B:2224:A:H2'	2:B:2225:U:O4'	2.17	0.45
2:B:2609:A:H2'	2:B:2610:G:C8	2.52	0.45
2:B:2815:G:O5'	2:B:2815:G:H8	2.00	0.45
2:B:3325:G:H4'	35:IA:104:LEU:N	2.32	0.45
2:B:3331:U:H2'	2:B:3332:U:O4'	2.17	0.45
3:C:129:C:H2'	3:C:130:C:C6	2.52	0.45
4:D:8:G:H2'	4:D:9:C:H6	1.80	0.45
5:E:64:SER:C	5:E:65:ILE:HG13	2.37	0.45
5:E:111:ILE:HG23	5:E:138:VAL:CG2	2.46	0.45
7:G:153:LYS:NZ	7:G:153:LYS:HB3	2.31	0.45
10:J:165:LEU:O	10:J:166:LYS:HD3	2.17	0.45
11:K:135:ALA:HA	11:K:230:GLY:H	1.82	0.45
13:M:103:ILE:HG13	13:M:136:PHE:HZ	1.77	0.45
13:M:170:LYS:HB3	13:M:175:PHE:CE2	2.52	0.45
15:O:71:VAL:HB	15:O:76:ALA:HB2	1.99	0.45
19:S:73:ARG:O	19:S:75:VAL:N	2.47	0.45
19:S:168:GLY:O	19:S:172:ARG:HD3	2.17	0.45
19:S:199:LEU:HB3	19:S:203:ARG:NE	2.32	0.45
27:AA:13:ILE:HD13	27:AA:121:GLU:OE2	2.17	0.45
32:FA:129:PHE:N	32:FA:129:PHE:CD2	2.85	0.45
35:IA:23:VAL:HG21	35:IA:31:ARG:HH11	1.82	0.45
35:IA:29:ALA:HB3	35:IA:60:TRP:CH2	2.52	0.45
36:JA:25:TYR:HB2	36:JA:28:VAL:HG23	1.99	0.45
37:KA:13:HIS:CE1	37:KA:89:LEU:CD1	3.00	0.45
42:PA:14:LEU:HD13	42:PA:52:TYR:CD2	2.52	0.45
47:UA:37:TYR:O	47:UA:47:VAL:HB	2.16	0.45
48:VA:33:VAL:HG22	48:VA:34:SER:N	2.18	0.45
50:XA:75:ALA:HB1	50:XA:174:TRP:CZ3	2.52	0.45
54:BB:196:VAL:HB	54:BB:209:HIS:CB	2.47	0.45
55:CB:80:LYS:O	55:CB:83:ARG:HB2	2.16	0.45

Continued on next page...

Continued from previous page...

Atom-1	Atom-2	Interatomic distance (Å)	Clash overlap (Å)
58:FB:147:ALA:O	58:FB:148:ALA:HB3	2.17	0.45
68:PB:115:ARG:O	68:PB:119:ILE:HB	2.17	0.45
68:PB:145:ARG:HA	68:PB:145:ARG:HE	1.81	0.45
72:TB:44:HIS:HB2	72:TB:46:TYR:HE2	1.76	0.45
73:UB:89:ASN:HB2	73:UB:92:CYS:SG	2.57	0.45
78:ZB:17:GLY:O	78:ZB:18:ARG:HG2	2.16	0.45
82:DC:147:LEU:CD2	82:DC:189:VAL:HA	2.44	0.45
1:A:279:G:H2'	1:A:280:U:H4'	1.98	0.44
1:A:319:U:H4'	1:A:323:A:H1'	1.99	0.44
1:A:325:G:H2'	1:A:326:G:C8	2.53	0.44
1:A:338:C:H2'	1:A:339:C:C6	2.52	0.44
1:A:448:C:O2'	1:A:449:C:H5'	2.17	0.44
1:A:475:A:H3'	1:A:476:U:C6	2.53	0.44
1:A:1049:U:H5''	77:YB:70:LYS:CG	2.46	0.44
1:A:1279:C:H2'	1:A:1280:C:C6	2.52	0.44
1:A:1387:G:C8	67:OB:44:LYS:NZ	2.84	0.44
1:A:1516:A:O2'	1:A:1517:U:H5'	2.17	0.44
1:A:1588:G:O2'	1:A:1589:C:H5'	2.17	0.44
1:A:1630:U:H2'	1:A:1632:C:H5	1.81	0.44
2:B:69:C:O2'	2:B:101:G:H1'	2.17	0.44
2:B:289:A:OP1	19:S:171:SER:HA	2.17	0.44
2:B:421:G:OP1	2:B:2386:A:H5'	2.17	0.44
2:B:714:G:N7	32:FA:111:LYS:HE2	2.32	0.44
2:B:769:G:H2'	2:B:770:G:H5'	1.97	0.44
2:B:1123:U:C5'	4:D:81:U:H5''	2.47	0.44
2:B:1125:U:OP1	14:N:15:LYS:CB	2.65	0.44
2:B:1308:A:N6	2:B:2367:A:C2	2.85	0.44
2:B:1450:G:H1	2:B:2354:C:H42	1.64	0.44
2:B:1517:G:H2'	2:B:1518:U:H6	1.81	0.44
2:B:1670:C:H4'	2:B:1859:A:O2'	2.17	0.44
2:B:1867:A:H2'	2:B:1868:G:H8	1.82	0.44
2:B:2184:U:H5'	6:F:211:HIS:HE2	1.82	0.44
2:B:2320:A:N1	47:UA:16:VAL:HB	2.32	0.44
2:B:2394:G:H2'	2:B:2395:G:C4'	2.47	0.44
2:B:2628:A:H2'	2:B:2629:U:C5'	2.46	0.44
2:B:2889:C:C2'	2:B:2890:A:H5'	2.47	0.44
2:B:3226:A:H1'	2:B:3260:G:H22	1.82	0.44
4:D:89:G:H5''	24:X:84:ARG:NH1	2.32	0.44
5:E:73:ASP:HA	5:E:144:LEU:HD13	1.99	0.44
6:F:80:GLU:HB2	6:F:168:VAL:CG1	2.47	0.44
7:G:37:ARG:HA	7:G:186:GLY:CA	2.35	0.44

Continued on next page...

Continued from previous page...

Atom-1	Atom-2	Interatomic distance (Å)	Clash overlap (Å)
7:G:350:ALA:O	7:G:351:LEU:HB2	2.17	0.44
12:L:89:GLU:C	12:L:91:PHE:H	2.19	0.44
13:M:4:ILE:HG23	13:M:5:GLN:H	1.82	0.44
17:Q:28:GLN:OE1	19:S:200:TRP:HB3	2.17	0.44
17:Q:46:ILE:O	17:Q:49:ARG:NE	2.51	0.44
18:R:23:ILE:HD12	18:R:23:ILE:N	2.32	0.44
19:S:39:ALA:O	19:S:61:ILE:HB	2.17	0.44
20:T:110:PRO:HB2	20:T:111:PRO:HD3	1.99	0.44
20:T:189:ASP:O	20:T:193:GLN:HG2	2.17	0.44
22:V:33:TYR:HA	22:V:36:LEU:CD1	2.47	0.44
22:V:90:ASP:OD1	22:V:92:ARG:HG3	2.17	0.44
23:W:118:HIS:O	23:W:122:VAL:HG23	2.17	0.44
24:X:14:LEU:HD23	24:X:15:PRO:HD3	1.98	0.44
29:CA:26:VAL:HG22	29:CA:28:THR:HG23	1.99	0.44
30:DA:11:ASP:OD2	30:DA:13:ARG:HB2	2.17	0.44
31:EA:129:TRP:CH2	38:LA:97:GLU:HG2	2.52	0.44
32:FA:118:ILE:HB	32:FA:119:PRO:HD2	1.99	0.44
34:HA:68:TYR:HB2	34:HA:105:ALA:HA	1.98	0.44
36:JA:53:PRO:HA	36:JA:57:TYR:CD2	2.53	0.44
38:LA:58:ARG:O	38:LA:59:PRO:C	2.56	0.44
48:VA:75:LYS:O	48:VA:76:LEU:HG	2.17	0.44
49:WA:203:THR:HB	49:WA:243:LEU:HB3	1.99	0.44
50:XA:64:ILE:HA	50:XA:67:ILE:HG12	1.98	0.44
52:ZA:76:LEU:CD1	52:ZA:105:GLY:HA2	2.47	0.44
52:ZA:160:GLY:HA3	52:ZA:216:VAL:HB	1.99	0.44
52:ZA:162:CYS:SG	52:ZA:212:LYS:HB3	2.56	0.44
53:AB:24:PHE:O	53:AB:28:GLU:HB2	2.18	0.44
54:BB:193:GLY:HA3	54:BB:212:ASP:CA	2.41	0.44
55:CB:25:LEU:HD12	66:NB:61:SER:OG	2.17	0.44
55:CB:201:ALA:HB1	55:CB:211:ILE:HD11	1.99	0.44
57:EB:17:GLU:HG3	57:EB:43:PHE:CE1	2.52	0.44
57:EB:62:VAL:CG1	57:EB:67:LEU:HG	2.47	0.44
57:EB:115:SER:C	57:EB:117:THR:H	2.21	0.44
61:IB:53:TYR:CD1	61:IB:113:PRO:HG2	2.52	0.44
69:QB:83:ALA:CB	69:QB:91:TYR:HB3	2.46	0.44
82:DC:127:VAL:HG12	82:DC:129:VAL:HG13	1.99	0.44
82:DC:674:GLY:HA3	82:DC:679:GLU:O	2.18	0.44
82:DC:724:ILE:HG12	82:DC:818:ILE:HD12	1.99	0.44
83:EC:6891:G:N2	83:EC:6938:A:N6	2.64	0.44
1:A:40:A:H2'	1:A:41:A:O4'	2.17	0.44
1:A:123:G:H21	54:BB:146:THR:HG21	1.81	0.44

Continued on next page...

Continued from previous page...

Atom-1	Atom-2	Interatomic distance (Å)	Clash overlap (Å)
1:A:306:U:H2'	1:A:307:G:H8	1.83	0.44
1:A:551:G:H2'	1:A:552:G:C8	2.52	0.44
1:A:750:U:H2'	1:A:751:G:O4'	2.18	0.44
1:A:1163:A:H4'	55:CB:166:ARG:NH2	2.31	0.44
1:A:1574:G:H5''	1:A:1575:G:OP1	2.17	0.44
1:A:1645:G:H2'	1:A:1646:C:H6	1.83	0.44
2:B:29:C:OP1	19:S:189:LYS:HB3	2.17	0.44
2:B:135:C:O2'	39:MA:94:LYS:HB3	2.16	0.44
2:B:397:A:H4'	2:B:399:A:OP1	2.17	0.44
2:B:705:A:N6	32:FA:113:LEU:HB2	2.32	0.44
2:B:715:A:H5'	2:B:753:C:H4'	1.99	0.44
2:B:948:C:H2'	2:B:949:C:C6	2.52	0.44
2:B:1492:G:P	2:B:1493:G:H22	2.40	0.44
2:B:1690:C:H2'	2:B:1691:U:O4'	2.17	0.44
2:B:1747:G:O2'	2:B:1748:G:H5'	2.18	0.44
2:B:1887:A:C5'	7:G:227:GLU:HA	2.47	0.44
2:B:2107:A:H2'	2:B:2108:C:H6	1.82	0.44
2:B:2210:G:H2'	2:B:2211:U:O4'	2.17	0.44
2:B:2844:C:H42	2:B:2898:G:H22	1.65	0.44
2:B:3223:A:H2'	2:B:3224:G:O4'	2.17	0.44
2:B:3238:G:N2	2:B:3250:U:H1'	2.32	0.44
2:B:3301:U:O2'	2:B:3302:U:H5'	2.17	0.44
4:D:91:G:H2'	4:D:92:A:C8	2.52	0.44
7:G:111:SER:O	7:G:114:VAL:HG23	2.17	0.44
8:H:26:PHE:CD1	8:H:127:ALA:HA	2.52	0.44
8:H:29:PRO:HD3	8:H:279:HIS:CG	2.53	0.44
8:H:313:LEU:HD23	8:H:314:LYS:N	2.32	0.44
9:I:166:ALA:HB1	9:I:171:LEU:HD12	1.98	0.44
9:I:194:LEU:HD22	9:I:198:TYR:CD2	2.53	0.44
11:K:184:LEU:O	11:K:188:ILE:HG12	2.17	0.44
12:L:137:ASN:ND2	19:S:3:ALA:HB3	2.31	0.44
17:Q:24:VAL:HB	17:Q:26:PHE:CZ	2.52	0.44
18:R:45:LEU:CD2	18:R:55:ARG:HD3	2.38	0.44
23:W:45:VAL:HG22	23:W:50:ILE:CB	2.42	0.44
30:DA:81:GLN:CG	30:DA:96:PRO:HB2	2.47	0.44
31:EA:21:LYS:HG2	31:EA:46:ILE:CD1	2.48	0.44
31:EA:26:VAL:HG23	31:EA:27:LYS:N	2.32	0.44
32:FA:111:LYS:HD2	32:FA:129:PHE:HB2	1.99	0.44
34:HA:40:LYS:C	34:HA:65:THR:HG23	2.37	0.44
38:LA:92:ALA:O	38:LA:96:GLU:HG2	2.17	0.44
39:MA:100:VAL:CG2	39:MA:101:THR:H	2.22	0.44

Continued on next page...

Continued from previous page...

Atom-1	Atom-2	Interatomic distance (Å)	Clash overlap (Å)
39:MA:103:LYS:O	39:MA:107:LYS:HG3	2.17	0.44
49:WA:16:HIS:HE1	49:WA:43:ILE:HB	1.81	0.44
50:XA:41:ARG:O	50:XA:43:ASP:N	2.50	0.44
56:DB:174:LYS:HD2	56:DB:175:ILE:H	1.83	0.44
60:HB:1:MET:CE	60:HB:41:TYR:HA	2.47	0.44
68:PB:138:THR:HA	68:PB:141:THR:OG1	2.17	0.44
68:PB:140:THR:O	68:PB:143:ARG:HD3	2.17	0.44
69:QB:124:ILE:HD11	69:QB:128:GLY:CA	2.45	0.44
71:SB:23:ILE:HG22	71:SB:24:ILE:N	2.33	0.44
73:UB:133:LEU:HD21	73:UB:137:LYS:HE3	1.99	0.44
82:DC:131:THR:HG21	82:DC:163:ALA:HB2	1.98	0.44
1:A:786:C:OP1	54:BB:240:LYS:HE3	2.18	0.44
1:A:962:C:OP1	63:KB:70:LYS:HB3	2.18	0.44
1:A:962:C:H3'	1:A:963:A:C8	2.52	0.44
1:A:976:G:N2	1:A:1027:A:H61	2.16	0.44
1:A:1456:C:H3'	1:A:1457:C:H5'	1.99	0.44
2:B:320:G:H2'	2:B:321:C:C6	2.52	0.44
2:B:354:U:H2'	2:B:355:A:H8	1.82	0.44
2:B:382:U:O2'	21:U:100:ALA:HB3	2.17	0.44
2:B:430:U:H4'	37:KA:90:PRO:HG3	1.99	0.44
2:B:637:C:H2'	2:B:638:C:C6	2.52	0.44
2:B:655:C:OP1	36:JA:25:TYR:HB3	2.18	0.44
2:B:757:C:H2'	2:B:758:C:H5''	1.98	0.44
2:B:784:A:N3	22:V:93:ILE:HG22	2.32	0.44
2:B:858:A:H5''	2:B:1790:G:N2	2.32	0.44
2:B:882:A:H5''	2:B:1847:A:N6	2.33	0.44
2:B:909:G:N7	2:B:925:A:C2	2.85	0.44
2:B:2217:U:H2'	2:B:2218:G:H8	1.83	0.44
2:B:2563:G:H5''	12:L:27:THR:HG23	1.99	0.44
2:B:2745:G:N1	2:B:2747:A:H5''	2.32	0.44
2:B:2774:C:H2'	2:B:2775:U:H6	1.82	0.44
2:B:2909:U:H2'	2:B:2910:A:C5'	2.47	0.44
3:C:51:G:H1'	3:C:52:A:C8	2.52	0.44
4:D:46:A:H2'	4:D:47:C:C6	2.52	0.44
4:D:100:C:H2'	4:D:101:G:O4'	2.16	0.44
7:G:225:GLY:HA2	7:G:269:GLN:HE22	1.83	0.44
10:J:122:PHE:HA	10:J:123:PRO:HA	1.78	0.44
12:L:147:LYS:O	12:L:201:THR:HB	2.17	0.44
12:L:226:TYR:HA	12:L:229:VAL:HB	2.00	0.44
13:M:160:ASP:O	13:M:164:ILE:HB	2.18	0.44
14:N:86:HIS:HB3	14:N:139:ARG:CG	2.47	0.44

Continued on next page...

Continued from previous page...

Atom-1	Atom-2	Interatomic distance (Å)	Clash overlap (Å)
17:Q:47:ALA:HB3	39:MA:115:LYS:NZ	2.32	0.44
21:U:59:PRO:HB2	21:U:78:VAL:HG21	1.97	0.44
28:BA:19:THR:HB	28:BA:31:PHE:HB2	1.98	0.44
34:HA:51:LEU:CD1	38:LA:91:ARG:HG3	2.46	0.44
34:HA:89:VAL:HG13	34:HA:89:VAL:O	2.16	0.44
36:JA:11:LYS:O	36:JA:12:LYS:HB2	2.18	0.44
41:OA:19:CYS:HB2	41:OA:27:PHE:HB2	2.00	0.44
41:OA:21:ARG:HB2	41:OA:39:TYR:HD2	1.82	0.44
44:RA:93:LYS:HD3	44:RA:103:LEU:N	2.33	0.44
48:VA:53:MET:HE1	48:VA:83:ASN:HB3	1.98	0.44
48:VA:64:ARG:NH1	48:VA:67:LEU:HD22	2.31	0.44
50:XA:126:PRO:CG	50:XA:151:SER:HB3	2.47	0.44
52:ZA:139:ILE:HG21	52:ZA:193:VAL:CG2	2.48	0.44
57:EB:46:ILE:CD1	57:EB:60:ILE:HA	2.47	0.44
59:GB:85:VAL:HG11	59:GB:104:PHE:CE1	2.53	0.44
60:HB:87:VAL:HG22	60:HB:87:VAL:O	2.16	0.44
61:IB:96:LYS:O	61:IB:98:ASN:OD1	2.34	0.44
65:MB:34:VAL:HA	65:MB:37:ALA:HB2	1.98	0.44
66:NB:35:PRO:HD2	69:QB:7:ARG:O	2.17	0.44
69:QB:33:TYR:HE1	69:QB:100:ILE:HD13	1.82	0.44
69:QB:130:ARG:NH1	69:QB:134:ARG:HD3	2.31	0.44
73:UB:29:TYR:CZ	73:UB:33:LEU:HD12	2.52	0.44
74:VB:22:GLN:HA	74:VB:74:LEU:HD23	1.98	0.44
82:DC:463:LEU:HD11	82:DC:467:GLY:HA3	2.00	0.44
82:DC:655:TYR:HB2	82:DC:693:LEU:HD22	1.99	0.44
1:A:152:U:H3'	1:A:153:G:H5''	2.00	0.44
1:A:256:A:C1'	58:FB:72:ILE:HA	2.43	0.44
1:A:1632:C:H2'	1:A:1633:A:C8	2.53	0.44
2:B:109:A:N6	2:B:323:A:H1'	2.33	0.44
2:B:556:U:H5'	2:B:557:A:C4	2.52	0.44
2:B:756:U:H2'	2:B:757:C:C6	2.52	0.44
2:B:975:C:H5	22:V:14:GLY:O	2.00	0.44
2:B:1453:A:H2'	2:B:1453:A:N3	2.32	0.44
2:B:1635:G:OP2	31:EA:73:LYS:HD2	2.18	0.44
2:B:2300:G:H5''	2:B:2327:U:O2'	2.18	0.44
2:B:2367:A:H3'	2:B:2368:A:C8	2.50	0.44
2:B:2766:U:C5'	46:TA:40:LYS:HB2	2.47	0.44
2:B:2845:A:H2	2:B:2850:G:H1	1.65	0.44
2:B:3110:C:H2'	2:B:3111:U:C6	2.52	0.44
2:B:3163:A:C2'	2:B:3164:C:H5''	2.47	0.44
2:B:3262:U:H2'	2:B:3263:G:O4'	2.18	0.44

Continued on next page...

Continued from previous page...

Atom-1	Atom-2	Interatomic distance (Å)	Clash overlap (Å)
7:G:45:SER:HA	7:G:338:LEU:O	2.18	0.44
7:G:303:LYS:CD	7:G:371:GLN:HB3	2.46	0.44
9:I:40:HIS:CD2	9:I:42:ALA:HB3	2.52	0.44
10:J:47:PHE:O	10:J:50:LYS:HG3	2.17	0.44
10:J:92:SER:C	10:J:94:GLU:H	2.19	0.44
14:N:166:ILE:HG22	14:N:167:LEU:N	2.32	0.44
18:R:98:SER:O	18:R:102:LYS:HB2	2.18	0.44
19:S:68:ARG:HH21	19:S:128:LYS:CE	2.23	0.44
21:U:126:ARG:HB2	21:U:126:ARG:NH2	2.32	0.44
23:W:81:ARG:C	23:W:83:GLY:H	2.21	0.44
24:X:24:LEU:CD2	24:X:59:VAL:HG21	2.47	0.44
25:Y:20:ARG:HB3	25:Y:20:ARG:CZ	2.48	0.44
27:AA:34:LEU:HD22	27:AA:60:ALA:CB	2.47	0.44
35:IA:25:PHE:O	35:IA:64:VAL:HB	2.17	0.44
36:JA:102:ALA:O	36:JA:106:VAL:HB	2.17	0.44
41:OA:53:ALA:HA	41:OA:56:ARG:HD2	1.99	0.44
49:WA:75:ALA:HB2	49:WA:117:LYS:HB2	2.00	0.44
50:XA:123:VAL:O	50:XA:146:LEU:HG	2.18	0.44
53:AB:102:ALA:CB	53:AB:171:ALA:HB1	2.48	0.44
53:AB:168:ILE:HG22	53:AB:189:MET:CB	2.46	0.44
54:BB:29:PRO:O	54:BB:31:PRO:HD3	2.18	0.44
54:BB:66:MET:O	54:BB:67:GLN:HG3	2.16	0.44
56:DB:161:GLU:HG3	56:DB:170:THR:N	2.32	0.44
57:EB:133:THR:HG21	57:EB:159:VAL:HG12	1.99	0.44
65:MB:44:ARG:O	65:MB:44:ARG:HD3	2.17	0.44
65:MB:126:VAL:HG13	65:MB:127:ARG:N	2.30	0.44
66:NB:39:VAL:CG1	66:NB:42:GLU:H	2.29	0.44
68:PB:75:ASN:HB3	68:PB:78:HIS:CD2	2.49	0.44
70:RB:26:LEU:O	70:RB:88:LYS:HA	2.17	0.44
71:SB:18:SER:H	71:SB:54:ALA:HB3	1.81	0.44
74:VB:23:PHE:CE2	74:VB:75:VAL:HG12	2.53	0.44
82:DC:318:ALA:O	82:DC:322:VAL:HG23	2.18	0.44
82:DC:532:GLY:HA3	82:DC:538:LEU:HD13	2.00	0.44
82:DC:749:LYS:HB2	82:DC:749:LYS:HZ2	1.83	0.44
1:A:399:A:OP1	58:FB:27:PHE:HD1	2.01	0.44
1:A:421:A:O2'	1:A:422:G:H5'	2.17	0.44
1:A:941:A:H2'	1:A:942:G:H5'	1.98	0.44
1:A:1387:G:OP2	67:OB:44:LYS:HE3	2.17	0.44
1:A:1608:U:OP1	66:NB:15:SER:HB3	2.17	0.44
2:B:10:C:C4'	12:L:55:TYR:HB2	2.46	0.44
2:B:29:C:OP1	19:S:189:LYS:CB	2.66	0.44

Continued on next page...

Continued from previous page...

Atom-1	Atom-2	Interatomic distance (Å)	Clash overlap (Å)
2:B:65:A:HO2'	2:B:66:A:P	2.40	0.44
2:B:99:A:H2'	2:B:100:A:C8	2.52	0.44
2:B:132:C:C2'	2:B:133:U:H5''	2.47	0.44
2:B:198:A:H5''	30:DA:61:GLY:O	2.18	0.44
2:B:726:G:N1	2:B:742:G:H2'	2.32	0.44
2:B:795:G:H2'	2:B:796:U:H5'	1.99	0.44
2:B:912:G:N7	6:F:9:ARG:NH1	2.65	0.44
2:B:1405:U:C5'	36:JA:58:GLY:HA2	2.47	0.44
2:B:1441:G:H4'	3:C:15:G:H4'	1.99	0.44
2:B:1779:C:H3'	2:B:1780:G:C5'	2.48	0.44
2:B:1822:C:H2'	2:B:1823:A:H8	1.80	0.44
2:B:1843:C:H3'	2:B:1844:C:H6	1.78	0.44
2:B:1883:A:H2'	2:B:1884:A:C8	2.52	0.44
2:B:1955:U:H2'	2:B:1956:A:O4'	2.18	0.44
2:B:2480:A:OP2	5:E:105:LYS:HE3	2.17	0.44
2:B:2655:U:H2'	46:TA:3:ASN:O	2.17	0.44
2:B:2947:G:N3	7:G:250:ALA:HB1	2.33	0.44
2:B:3043:C:H4'	7:G:9:PRO:HB2	1.98	0.44
3:C:46:G:OP1	43:QA:15:LYS:HG2	2.18	0.44
4:D:3:U:O2'	4:D:4:U:H5'	2.18	0.44
6:F:39:GLY:CA	12:L:36:ILE:HG21	2.47	0.44
6:F:242:ARG:O	6:F:243:THR:HB	2.18	0.44
7:G:167:ARG:HH11	7:G:167:ARG:HG3	1.82	0.44
8:H:126:ILE:HG13	8:H:238:LEU:HD13	1.99	0.44
9:I:45:ASN:HD22	9:I:45:ASN:HA	1.61	0.44
9:I:140:ARG:HA	9:I:141:PRO:HD2	1.71	0.44
14:N:46:PHE:CD1	14:N:140:THR:HA	2.53	0.44
14:N:165:ILE:HD13	14:N:165:ILE:O	2.18	0.44
15:O:101:ASN:HB3	15:O:130:VAL:HA	1.99	0.44
16:P:114:ARG:HE	16:P:132:ILE:CD1	2.29	0.44
19:S:175:ASN:HB2	19:S:180:PHE:CE2	2.52	0.44
20:T:126:VAL:HG13	20:T:127:LEU:N	2.31	0.44
21:U:146:ILE:HD12	21:U:146:ILE:H	1.82	0.44
22:V:75:GLY:O	22:V:79:LYS:HD3	2.17	0.44
46:TA:28:TYR:HD1	46:TA:71:ARG:HH21	1.66	0.44
49:WA:234:LEU:N	49:WA:234:LEU:HD12	2.32	0.44
49:WA:264:SER:O	49:WA:268:GLN:HA	2.17	0.44
52:ZA:138:PRO:C	52:ZA:139:ILE:HD12	2.38	0.44
53:AB:42:THR:HB	53:AB:43:PRO:HD2	1.98	0.44
53:AB:137:VAL:HB	53:AB:185:LYS:HB3	1.99	0.44
55:CB:25:LEU:H	55:CB:25:LEU:HD22	1.83	0.44

Continued on next page...

Continued from previous page...

Atom-1	Atom-2	Interatomic distance (Å)	Clash overlap (Å)
56:DB:21:GLU:N	56:DB:21:GLU:OE1	2.50	0.44
57:EB:117:THR:HB	57:EB:120:ALA:CB	2.47	0.44
72:TB:80:ASN:ND2	72:TB:124:LYS:HG2	2.32	0.44
72:TB:90:THR:HB	72:TB:94:LEU:HD12	2.00	0.44
78:ZB:28:VAL:HG21	78:ZB:48:VAL:HG11	1.99	0.44
82:DC:155:VAL:N	82:DC:202:VAL:HG21	2.32	0.44
82:DC:411:VAL:O	82:DC:428:ILE:HA	2.18	0.44
82:DC:515:ASP:HB3	82:DC:518:VAL:CB	2.45	0.44
82:DC:668:GLN:O	82:DC:672:LYS:HB3	2.18	0.44
82:DC:677:PHE:N	82:DC:677:PHE:CD2	2.85	0.44
1:A:121:U:H2'	1:A:122:U:O4'	2.17	0.44
1:A:177:U:H1'	56:DB:191:ARG:NH1	2.32	0.44
1:A:374:U:O2	1:A:603:U:H4'	2.18	0.44
1:A:694:U:H5'	1:A:695:U:C5	2.52	0.44
1:A:1032:G:H2'	1:A:1033:C:C6	2.52	0.44
1:A:1585:U:H3	1:A:1611:A:H2	1.64	0.44
2:B:93:C:O2'	32:FA:55:LYS:HG3	2.17	0.44
2:B:170:G:H2'	2:B:171:G:O4'	2.17	0.44
2:B:428:A:H4'	37:KA:88:ASN:ND2	2.33	0.44
2:B:868:C:H2'	2:B:869:G:C8	2.52	0.44
2:B:879:U:O2	2:B:879:U:H3'	2.16	0.44
2:B:1195:A:H4'	2:B:1320:C:OP1	2.18	0.44
2:B:1709:C:H4'	31:EA:15:ARG:HH12	1.83	0.44
2:B:1855:U:H2'	2:B:1856:C:C5	2.52	0.44
2:B:2359:C:O2	2:B:2359:C:H2'	2.18	0.44
2:B:2745:G:C6	2:B:2747:A:H5''	2.52	0.44
2:B:2897:A:O2'	2:B:2898:G:H2'	2.17	0.44
2:B:3053:G:H2'	2:B:3054:U:O4'	2.18	0.44
2:B:3108:G:H2'	2:B:3109:G:C5'	2.42	0.44
3:C:140:G:H2'	3:C:141:C:C5'	2.48	0.44
3:C:154:C:C5'	12:L:181:LYS:HB3	2.38	0.44
5:E:136:THR:O	5:E:138:VAL:HG23	2.17	0.44
6:F:65:ASP:CB	6:F:70:ARG:HB3	2.48	0.44
6:F:136:ILE:HG21	6:F:139:HIS:NE2	2.32	0.44
8:H:188:ARG:HG2	8:H:193:LYS:N	2.33	0.44
9:I:40:HIS:ND1	25:Y:69:LYS:HD3	2.33	0.44
9:I:292:ALA:HA	9:I:297:GLN:HA	1.99	0.44
12:L:160:ILE:HD12	19:S:21:PHE:HE2	1.83	0.44
13:M:110:LYS:HB3	13:M:128:VAL:CB	2.45	0.44
14:N:153:ARG:O	14:N:157:TYR:HE1	2.01	0.44
14:N:153:ARG:C	14:N:153:ARG:HE	2.20	0.44

Continued on next page...

Continued from previous page...

Atom-1	Atom-2	Interatomic distance (Å)	Clash overlap (Å)
17:Q:158:ALA:CB	32:FA:97:GLU:HA	2.47	0.44
19:S:71:ARG:O	19:S:92:LEU:CB	2.66	0.44
20:T:27:LEU:HD22	20:T:102:LEU:HB2	1.99	0.44
22:V:88:THR:HA	22:V:107:THR:CG2	2.47	0.44
23:W:174:ALA:O	23:W:178:ALA:HB2	2.17	0.44
29:CA:87:SER:O	29:CA:89:LYS:N	2.49	0.44
30:DA:39:LEU:HD23	30:DA:42:GLN:CG	2.41	0.44
35:IA:25:PHE:CB	35:IA:65:LYS:HB3	2.41	0.44
35:IA:79:ARG:HG2	35:IA:89:LEU:CD2	2.47	0.44
40:NA:61:ILE:C	40:NA:63:ASN:N	2.69	0.44
50:XA:126:PRO:HA	50:XA:133:ILE:HD11	1.99	0.44
55:CB:81:ARG:C	55:CB:83:ARG:H	2.20	0.44
59:GB:85:VAL:HG22	59:GB:107:ARG:CG	2.45	0.44
60:HB:11:ILE:HG13	60:HB:12:HIS:N	2.32	0.44
65:MB:25:LEU:HB3	65:MB:87:PRO:HG2	1.99	0.44
65:MB:48:GLY:O	65:MB:52:LYS:HD3	2.18	0.44
69:QB:64:HIS:CD2	69:QB:68:ARG:HD2	2.52	0.44
70:RB:35:GLU:OE1	70:RB:38:SER:HB3	2.16	0.44
79:AC:5:ASN:HA	79:AC:7:TRP:CE3	2.53	0.44
82:DC:78:TYR:HE2	82:DC:80:GLU:OE1	2.01	0.44
82:DC:223:ARG:HG2	82:DC:223:ARG:HH11	1.82	0.44
82:DC:420:PRO:CG	82:DC:476:HIS:HA	2.48	0.44
83:EC:6948:U:H2'	83:EC:6949:G:C8	2.53	0.44
1:A:386:G:H2'	1:A:387:A:C8	2.53	0.44
1:A:595:G:H2'	1:A:596:C:O4'	2.17	0.44
1:A:762:A:H2'	1:A:763:G:C8	2.52	0.44
1:A:976:G:H1	1:A:1023:A:HO2'	1.65	0.44
1:A:1506:G:H2'	1:A:1507:G:H8	1.81	0.44
2:B:18:G:H2'	2:B:19:U:O4'	2.17	0.44
2:B:519:A:C6	2:B:522:A:H4'	2.52	0.44
2:B:642:U:H2'	2:B:644:G:OP2	2.17	0.44
2:B:692:A:H2'	2:B:693:A:O4'	2.17	0.44
2:B:980:A:H3'	2:B:981:U:C6	2.53	0.44
2:B:1119:C:H2'	2:B:1120:A:C8	2.51	0.44
2:B:1209:G:H2'	2:B:1210:U:O4'	2.17	0.44
2:B:1259:A:H1'	2:B:1280:C:O2'	2.17	0.44
2:B:1691:U:O2'	2:B:1692:U:H5'	2.17	0.44
2:B:1741:A:H3'	2:B:1742:U:H6	1.82	0.44
2:B:1910:A:C2	2:B:2333:C:O2	2.68	0.44
2:B:2213:A:H2'	2:B:2214:A:O4'	2.17	0.44
2:B:2394:G:O2'	2:B:2395:G:H5'	2.18	0.44

Continued on next page...

Continued from previous page...

Atom-1	Atom-2	Interatomic distance (Å)	Clash overlap (Å)
2:B:2551:U:C4	6:F:95:SER:HB3	2.52	0.44
2:B:2681:U:H2'	2:B:2682:C:O4'	2.18	0.44
2:B:2889:C:O2'	2:B:2890:A:H5'	2.16	0.44
2:B:3342:A:H2'	2:B:3342:A:N3	2.33	0.44
3:C:37:A:H5''	3:C:39:G:O5'	2.18	0.44
5:E:98:LYS:HA	5:E:101:LYS:HD2	1.99	0.44
5:E:140:HIS:C	5:E:142:ASP:H	2.21	0.44
5:E:176:GLU:O	5:E:180:VAL:HG23	2.18	0.44
7:G:49:TYR:CZ	7:G:335:ILE:HD13	2.53	0.44
7:G:219:ALA:O	7:G:274:SER:HA	2.18	0.44
9:I:39:GLN:HG3	9:I:43:LYS:HB2	1.98	0.44
9:I:279:LYS:HG2	9:I:282:ARG:HD2	1.99	0.44
14:N:91:VAL:HB	14:N:127:ALA:HB1	2.00	0.44
16:P:114:ARG:CZ	16:P:121:PHE:HD2	2.30	0.44
18:R:123:LEU:HD22	20:T:194:LEU:CG	2.39	0.44
18:R:124:ARG:HG2	20:T:194:LEU:HD21	1.98	0.44
20:T:6:VAL:HG22	20:T:32:LYS:HD3	1.98	0.44
23:W:11:ALA:O	23:W:14:VAL:HG12	2.18	0.44
24:X:4:PHE:HB3	24:X:31:ALA:N	2.33	0.44
24:X:14:LEU:HD11	25:Y:136:ARG:HH21	1.81	0.44
24:X:152:LEU:N	24:X:153:PRO:HD3	2.30	0.44
28:BA:5:ILE:HB	28:BA:10:GLY:C	2.37	0.44
31:EA:8:GLY:C	31:EA:87:LEU:H	2.20	0.44
36:JA:3:SER:HA	36:JA:90:LYS:O	2.17	0.44
41:OA:25:ARG:O	41:OA:25:ARG:CG	2.66	0.44
42:PA:69:LEU:HD22	42:PA:70:PRO:HD2	2.00	0.44
43:QA:26:TRP:CD2	43:QA:27:ILE:HD12	2.53	0.44
46:TA:23:HIS:HB2	46:TA:72:LEU:HB3	1.99	0.44
46:TA:45:ARG:O	46:TA:48:SER:HB3	2.17	0.44
48:VA:142:PRO:HA	82:DC:183:GLU:OE2	2.17	0.44
49:WA:196:ASN:HB2	49:WA:217:ASP:HB3	2.00	0.44
50:XA:18:LEU:HD11	50:XA:50:VAL:HG11	1.99	0.44
50:XA:168:HIS:O	50:XA:169:SER:C	2.55	0.44
54:BB:191:ARG:HD2	54:BB:218:PHE:CE2	2.53	0.44
55:CB:25:LEU:HD13	55:CB:25:LEU:N	2.32	0.44
55:CB:44:ASN:HA	66:NB:46:PHE:HE2	1.82	0.44
55:CB:77:TYR:CD2	55:CB:87:CYS:HB2	2.53	0.44
55:CB:98:MET:SD	55:CB:107:LYS:HG3	2.57	0.44
59:GB:156:ILE:O	59:GB:157:ASP:HB2	2.18	0.44
63:KB:43:LYS:HA	63:KB:43:LYS:CE	2.45	0.44
66:NB:39:VAL:HG22	66:NB:48:VAL:HG11	1.99	0.44

Continued on next page...

Continued from previous page...

Atom-1	Atom-2	Interatomic distance (Å)	Clash overlap (Å)
66:NB:90:VAL:HA	66:NB:93:HIS:HB2	1.98	0.44
70:RB:70:THR:C	70:RB:72:ASN:H	2.22	0.44
71:SB:41:GLU:H	71:SB:41:GLU:CD	2.21	0.44
73:UB:69:ARG:O	73:UB:70:LYS:HB2	2.18	0.44
77:YB:36:LYS:HD3	77:YB:43:ILE:CG2	2.47	0.44
82:DC:131:THR:CG2	82:DC:177:THR:HG21	2.47	0.44
1:A:330:G:N2	1:A:331:A:H1'	2.33	0.44
1:A:1204:A:H3'	1:A:1205:C:C6	2.52	0.44
1:A:1525:A:OP1	69:QB:82:GLY:HA2	2.18	0.44
1:A:1533:C:H4'	1:A:1539:G:N1	2.31	0.44
1:A:1583:A:H62	1:A:1612:U:H5	1.65	0.44
1:A:1687:U:O2	1:A:1714:A:H2	2.00	0.44
2:B:70:A:H2	2:B:72:C:N4	2.05	0.44
2:B:656:A:P	36:JA:27:ARG:HA	2.58	0.44
2:B:842:G:H2'	2:B:843:A:O4'	2.18	0.44
2:B:887:G:H2'	2:B:888:A:O4'	2.18	0.44
2:B:1108:U:H2'	2:B:1109:U:C6	2.49	0.44
2:B:1382:G:O2'	2:B:1383:G:H5'	2.18	0.44
2:B:1488:G:H5'	2:B:1838:G:C6	2.53	0.44
2:B:2134:G:H2'	2:B:2135:U:H6	1.82	0.44
2:B:2424:A:O2'	2:B:2425:G:H5'	2.18	0.44
2:B:2571:U:C4'	2:B:2572:C:H5'	2.38	0.44
2:B:2575:G:N7	31:EA:56:LYS:HE3	2.32	0.44
2:B:2681:U:O3'	15:O:48:SER:HB3	2.18	0.44
2:B:2766:U:H5'	46:TA:40:LYS:HB2	1.99	0.44
2:B:2971:A:H3'	2:B:2971:A:N3	2.33	0.44
2:B:3236:U:H3	2:B:3251:U:H3	1.64	0.44
3:C:91:C:H2'	3:C:92:A:C8	2.52	0.44
3:C:141:C:H2'	3:C:142:C:H6	1.82	0.44
6:F:77:ILE:HD11	6:F:115:ASN:ND2	2.31	0.44
6:F:143:GLU:O	6:F:145:LYS:HG2	2.17	0.44
8:H:5:GLN:NE2	8:H:21:PRO:HB3	2.31	0.44
8:H:49:ALA:HB2	17:Q:26:PHE:CD1	2.53	0.44
10:J:13:GLU:OE1	36:JA:88:HIS:HA	2.17	0.44
12:L:136:LEU:HA	12:L:197:VAL:HG21	1.99	0.44
13:M:44:THR:O	13:M:55:VAL:HG12	2.18	0.44
14:N:47:PRO:HD2	14:N:140:THR:O	2.18	0.44
14:N:174:THR:HG22	14:N:176:LEU:N	2.21	0.44
15:O:166:LYS:O	15:O:167:TYR:CB	2.66	0.44
18:R:45:LEU:HD12	18:R:57:ALA:HB2	1.99	0.44
18:R:113:THR:HG22	18:R:116:GLU:H	1.83	0.44

Continued on next page...

Continued from previous page...

Atom-1	Atom-2	Interatomic distance (Å)	Clash overlap (Å)
39:MA:25:LYS:HD2	39:MA:51:ILE:HG23	2.00	0.44
41:OA:24:ARG:HA	41:OA:24:ARG:NE	2.32	0.44
41:OA:72:ARG:O	41:OA:75:LYS:HB2	2.18	0.44
42:PA:27:ILE:HD12	42:PA:39:ARG:HG2	2.00	0.44
46:TA:95:GLY:O	46:TA:96:GLU:HB2	2.17	0.44
47:UA:49:ARG:HH21	47:UA:52:ALA:HB2	1.83	0.44
47:UA:56:THR:HG22	47:UA:63:THR:OG1	2.18	0.44
49:WA:180:ALA:HB3	49:WA:190:ALA:HB3	1.98	0.44
54:BB:12:LEU:HD11	59:GB:5:PRO:CD	2.48	0.44
54:BB:201:HIS:NE2	54:BB:207:LEU:HD12	2.33	0.44
56:DB:50:PHE:HA	56:DB:112:VAL:O	2.18	0.44
57:EB:49:ILE:CD1	57:EB:172:VAL:HG22	2.48	0.44
58:FB:29:LEU:HG	58:FB:31:ARG:NH1	2.32	0.44
58:FB:37:LYS:HD2	58:FB:93:THR:O	2.18	0.44
58:FB:88:ASN:HD21	61:IB:11:ARG:HH22	1.65	0.44
58:FB:159:GLN:NE2	58:FB:189:LEU:HD11	2.32	0.44
61:IB:128:CYS:SG	61:IB:138:ASN:CB	3.05	0.44
63:KB:91:LEU:O	63:KB:122:ILE:HD11	2.18	0.44
68:PB:38:VAL:HG13	68:PB:42:TYR:HB3	1.99	0.44
68:PB:123:ARG:O	68:PB:133:VAL:HG21	2.18	0.44
72:TB:17:ALA:CB	72:TB:25:VAL:HG11	2.48	0.44
82:DC:17:THR:CG2	82:DC:92:LYS:HD2	2.47	0.44
82:DC:89:ILE:CG1	82:DC:340:LEU:HA	2.44	0.44
82:DC:115:VAL:HG11	82:DC:142:VAL:HG13	2.00	0.44
82:DC:606:ILE:HG21	82:DC:619:MET:CE	2.48	0.44
82:DC:617:ARG:HH21	82:DC:627:VAL:CG2	2.29	0.44
82:DC:666:ALA:HB3	82:DC:709:MET:HB3	1.99	0.44
83:EC:6770:U:H5	83:EC:6772:G:H5'	1.83	0.44
1:A:290:G:H2'	1:A:291:G:O4'	2.18	0.44
1:A:336:G:O2'	1:A:337:G:H5'	2.18	0.44
1:A:393:C:H4'	1:A:1673:G:O2'	2.18	0.44
1:A:1280:C:H4'	70:RB:69:LYS:CB	2.43	0.44
1:A:1543:A:H1'	1:A:1569:A:C2	2.53	0.44
2:B:271:C:H2'	2:B:272:G:O4'	2.18	0.44
2:B:708:G:N2	2:B:710:A:H3'	2.33	0.44
2:B:782:U:H2'	2:B:783:A:O4'	2.17	0.44
2:B:1077:U:H1'	2:B:1083:G:N2	2.32	0.44
2:B:1222:G:N7	48:VA:59:VAL:HG11	2.33	0.44
2:B:1445:U:O3'	2:B:2984:C:H4'	2.18	0.44
2:B:1566:A:C2	2:B:1573:G:N7	2.86	0.44
2:B:1665:C:H2'	2:B:1666:G:C8	2.53	0.44

Continued on next page...

Continued from previous page...

Atom-1	Atom-2	Interatomic distance (Å)	Clash overlap (Å)
2:B:1727:G:O3'	2:B:1730:G:H4'	2.18	0.44
2:B:2157:G:C5	6:F:150:LEU:HD13	2.53	0.44
2:B:2477:G:H2'	2:B:2477:G:N3	2.33	0.44
2:B:2628:A:O4'	2:B:2798:C:H3'	2.18	0.44
2:B:2744:U:H2'	2:B:2745:G:C4	2.53	0.44
2:B:2768:U:H2'	2:B:2769:A:C8	2.53	0.44
2:B:2836:C:C2'	2:B:2837:A:H5'	2.48	0.44
2:B:2881:C:H4'	7:G:249:VAL:CG1	2.47	0.44
2:B:2914:G:OP1	7:G:9:PRO:HB3	2.17	0.44
2:B:3191:G:H5''	20:T:176:LYS:CG	2.33	0.44
2:B:3378:C:O3'	7:G:313:HIS:HA	2.18	0.44
5:E:20:SER:HB3	5:E:30:GLU:OE2	2.18	0.44
7:G:54:THR:HG23	7:G:76:VAL:CG2	2.48	0.44
9:I:190:ILE:HG13	9:I:191:ASP:N	2.33	0.44
11:K:92:ILE:CA	11:K:95:ILE:HD12	2.46	0.44
14:N:191:LYS:O	14:N:197:VAL:HG22	2.17	0.44
15:O:20:ASN:HB2	15:O:68:HIS:HB3	2.00	0.44
15:O:100:GLY:HA2	15:O:155:THR:C	2.37	0.44
17:Q:119:TYR:CE1	39:MA:118:ILE:HD11	2.53	0.44
20:T:16:VAL:HG13	20:T:80:PHE:CE1	2.52	0.44
20:T:39:GLU:C	20:T:41:LEU:H	2.20	0.44
20:T:47:PHE:CE1	20:T:140:LYS:HE2	2.52	0.44
21:U:114:VAL:CB	21:U:150:VAL:HA	2.48	0.44
22:V:153:PHE:HE2	22:V:164:ARG:HH22	1.64	0.44
24:X:45:LEU:C	24:X:47:LYS:H	2.20	0.44
25:Y:60:LYS:N	25:Y:60:LYS:HE3	2.32	0.44
26:Z:70:LYS:O	26:Z:71:PHE:HB2	2.18	0.44
31:EA:76:ASN:HB3	31:EA:79:HIS:HB2	1.99	0.44
32:FA:70:LYS:N	32:FA:71:PRO:HD3	2.33	0.44
32:FA:82:ILE:N	32:FA:82:ILE:HD12	2.32	0.44
36:JA:19:ARG:HD3	36:JA:28:VAL:HG13	2.00	0.44
36:JA:35:GLN:CB	36:JA:43:ARG:HB2	2.48	0.44
38:LA:58:ARG:HB3	38:LA:61:GLN:HB2	2.00	0.44
39:MA:57:VAL:O	39:MA:61:GLN:HG3	2.18	0.44
46:TA:28:TYR:CZ	46:TA:30:ALA:HA	2.53	0.44
47:UA:23:ARG:HA	47:UA:26:VAL:CG2	2.47	0.44
47:UA:57:CYS:HB3	47:UA:62:LYS:H	1.81	0.44
52:ZA:53:ILE:H	52:ZA:53:ILE:HG13	1.52	0.44
54:BB:12:LEU:HD11	59:GB:5:PRO:HD3	1.99	0.44
55:CB:84:LYS:HD3	55:CB:92:ARG:NH1	2.32	0.44
55:CB:114:ILE:HD13	55:CB:114:ILE:HA	1.91	0.44

Continued on next page...

Continued from previous page...

Atom-1	Atom-2	Interatomic distance (Å)	Clash overlap (Å)
55:CB:206:SER:HA	55:CB:211:ILE:HG21	2.00	0.44
56:DB:142:ARG:HH21	56:DB:152:ASP:HA	1.83	0.44
58:FB:112:TRP:O	58:FB:116:HIS:HB2	2.18	0.44
59:GB:36:LEU:HD22	59:GB:41:GLU:CB	2.48	0.44
60:HB:87:VAL:N	60:HB:88:PRO:CD	2.77	0.44
61:IB:128:CYS:SG	61:IB:138:ASN:HB3	2.58	0.44
65:MB:37:ALA:O	65:MB:42:ARG:HD2	2.18	0.44
66:NB:18:ALA:HA	66:NB:68:ARG:O	2.18	0.44
72:TB:95:PRO:HD3	72:TB:130:TYR:CE1	2.53	0.44
82:DC:115:VAL:CG1	82:DC:142:VAL:HG13	2.48	0.44
82:DC:115:VAL:O	82:DC:119:LEU:HG	2.17	0.44
82:DC:218:TRP:CZ3	82:DC:220:PHE:HD2	2.34	0.44
82:DC:257:TRP:HZ3	82:DC:272:ALA:HB1	1.82	0.44
82:DC:576:LEU:HD13	82:DC:587:TYR:CE1	2.46	0.44
82:DC:588:LEU:HD13	82:DC:686:VAL:CG1	2.42	0.44
82:DC:718:LEU:HB3	82:DC:835:TRP:HD1	1.81	0.44
1:A:25:C:H6	59:GB:8:TYR:HH	1.65	0.43
1:A:43:A:H1'	1:A:378:A:N3	2.33	0.43
1:A:105:A:O2'	1:A:106:U:H5'	2.18	0.43
1:A:244:A:OP1	54:BB:155:LYS:HD2	2.17	0.43
1:A:534:A:H3'	1:A:535:A:C8	2.53	0.43
1:A:799:A:O2'	1:A:800:U:H5'	2.18	0.43
1:A:959:U:O2	1:A:959:U:H2'	2.17	0.43
1:A:966:A:H2'	1:A:967:A:H8	1.81	0.43
1:A:1519:U:H2'	1:A:1520:U:C6	2.51	0.43
2:B:44:U:H4'	46:TA:54:THR:HB	2.00	0.43
2:B:88:A:H3'	2:B:89:A:C8	2.49	0.43
2:B:110:G:H5''	17:Q:91:ARG:HD2	2.00	0.43
2:B:222:A:H2'	2:B:223:U:C6	2.53	0.43
2:B:311:C:N4	2:B:2778:G:H1	2.15	0.43
2:B:388:G:H2'	2:B:389:A:O4'	2.18	0.43
2:B:597:G:H5'	11:K:41:ARG:HD2	2.00	0.43
2:B:680:G:C3'	2:B:681:U:H5''	2.48	0.43
2:B:707:U:C4'	2:B:779:G:H21	2.31	0.43
2:B:786:A:C3'	22:V:147:ARG:HG2	2.47	0.43
2:B:908:G:H1	2:B:2414:G:H5''	1.83	0.43
2:B:951:A:N6	2:B:1369:A:H1'	2.32	0.43
2:B:953:G:H4'	2:B:954:U:C6	2.53	0.43
2:B:981:U:H2'	2:B:982:C:O4'	2.17	0.43
2:B:1070:U:O2'	2:B:1071:U:H5'	2.18	0.43
2:B:1106:G:H4'	33:GA:25:LYS:CE	2.47	0.43

Continued on next page...

Continued from previous page...

Atom-1	Atom-2	Interatomic distance (Å)	Clash overlap (Å)
2:B:1129:A:H5'	14:N:13:LYS:HZ2	1.78	0.43
2:B:1369:A:H2'	2:B:1370:G:H5'	2.00	0.43
2:B:1755:C:H2'	2:B:1756:C:O4'	2.17	0.43
2:B:1794:G:O2'	2:B:1796:G:N2	2.50	0.43
2:B:1896:A:H1'	2:B:3052:G:O2'	2.18	0.43
2:B:2881:C:H4'	7:G:249:VAL:HG13	2.00	0.43
2:B:2990:G:O2'	2:B:2991:A:H5'	2.17	0.43
3:C:3:A:H2'	3:C:4:C:O4'	2.18	0.43
6:F:104:LEU:CD2	6:F:148:VAL:HG11	2.47	0.43
7:G:93:VAL:O	7:G:99:LEU:HA	2.18	0.43
7:G:377:HIS:HA	7:G:381:GLY:H	1.83	0.43
8:H:179:LEU:HD23	8:H:182:LEU:HD23	2.00	0.43
8:H:195:ARG:O	8:H:196:ASN:HB2	2.18	0.43
8:H:296:GLN:HA	8:H:299:ILE:CG2	2.48	0.43
9:I:113:LEU:HD22	9:I:142:PHE:CZ	2.52	0.43
9:I:296:GLN:O	9:I:297:GLN:HB2	2.17	0.43
10:J:165:LEU:HD11	10:J:171:PRO:HG3	2.00	0.43
12:L:75:ILE:HG22	12:L:76:ALA:N	2.29	0.43
12:L:81:THR:OG1	12:L:82:LEU:N	2.52	0.43
14:N:60:LEU:HD11	14:N:129:VAL:HG21	2.01	0.43
24:X:80:ARG:CG	25:Y:156:TYR:HB2	2.47	0.43
25:Y:82:ASN:O	33:GA:21:ILE:HA	2.18	0.43
29:CA:65:GLN:HE22	39:MA:35:LYS:HD3	1.82	0.43
29:CA:77:GLU:HA	29:CA:133:LEU:CD2	2.44	0.43
32:FA:127:ALA:O	32:FA:147:LEU:HA	2.18	0.43
37:KA:85:PHE:HB2	37:KA:87:ASN:O	2.18	0.43
37:KA:90:PRO:HD2	37:KA:93:THR:HG21	2.00	0.43
38:LA:51:LEU:HD21	38:LA:56:THR:HG21	2.00	0.43
40:NA:96:ALA:O	40:NA:97:SER:HB2	2.18	0.43
44:RA:78:ILE:HG22	44:RA:82:LEU:HD12	2.00	0.43
48:VA:26:PHE:CE2	48:VA:96:ILE:HD11	2.53	0.43
54:BB:18:TRP:HE3	54:BB:20:LEU:HD11	1.83	0.43
54:BB:64:ILE:HG23	54:BB:69:HIS:CD2	2.51	0.43
54:BB:256:ARG:NH2	54:BB:259:GLN:HE22	2.16	0.43
55:CB:89:ILE:HD11	55:CB:134:VAL:HG22	2.00	0.43
56:DB:119:GLN:HG3	56:DB:120:GLU:H	1.82	0.43
58:FB:64:ASN:HD21	58:FB:73:SER:C	2.22	0.43
59:GB:111:THR:O	59:GB:115:LYS:HB2	2.17	0.43
61:IB:75:VAL:HG13	61:IB:84:ILE:HD12	2.00	0.43
65:MB:81:ARG:HB2	65:MB:117:GLY:CA	2.48	0.43
66:NB:10:PHE:HA	66:NB:18:ALA:O	2.18	0.43

Continued on next page...

Continued from previous page...

Atom-1	Atom-2	Interatomic distance (Å)	Clash overlap (Å)
66:NB:45:ARG:HG3	66:NB:49:TYR:CE2	2.52	0.43
75:WB:100:ILE:HD13	75:WB:100:ILE:C	2.38	0.43
77:YB:33:LEU:HA	77:YB:80:ARG:O	2.18	0.43
82:DC:86:VAL:HA	82:DC:89:ILE:CD1	2.48	0.43
82:DC:482:LYS:O	82:DC:484:SER:N	2.51	0.43
82:DC:630:ALA:O	82:DC:633:ILE:HG12	2.18	0.43
1:A:147:A:H2'	1:A:148:A:C8	2.53	0.43
1:A:325:G:H5''	61:IB:132:SER:OG	2.18	0.43
1:A:611:U:C2'	1:A:612:U:H5'	2.47	0.43
1:A:627:C:N4	1:A:628:G:C6	2.86	0.43
1:A:635:A:O3'	72:TB:6:VAL:HG21	2.19	0.43
1:A:637:C:H2'	1:A:638:U:O2	2.18	0.43
1:A:765:G:N1	59:GB:149:ARG:HG3	2.33	0.43
1:A:792:U:H3'	1:A:793:A:C8	2.53	0.43
1:A:955:A:H2	1:A:1047:G:O4'	2.01	0.43
1:A:1238:A:H2'	1:A:1239:U:H5'	2.00	0.43
1:A:1313:A:C4	1:A:1315:U:H5'	2.53	0.43
1:A:1338:C:H1'	1:A:1410:A:C5	2.53	0.43
1:A:1452:U:H2'	1:A:1453:G:C8	2.54	0.43
1:A:1535:U:H5''	55:CB:187:ILE:HD11	2.00	0.43
1:A:1623:C:O2'	1:A:1624:C:H5'	2.18	0.43
1:A:1638:G:OP2	83:EC:6952:U:H2'	2.17	0.43
2:B:798:G:OP1	32:FA:32:ARG:HG2	2.19	0.43
2:B:892:U:H2'	2:B:893:C:H6	1.83	0.43
2:B:1008:U:H3	2:B:1042:U:H3	1.65	0.43
2:B:1255:C:O2'	2:B:1256:G:H5'	2.18	0.43
2:B:1405:U:O4'	36:JA:57:TYR:HB3	2.18	0.43
2:B:1424:C:H2'	2:B:1425:U:O4'	2.18	0.43
2:B:1471:U:H5''	23:W:5:ARG:HB2	2.00	0.43
2:B:1631:C:H5''	2:B:1632:A:H5''	2.00	0.43
2:B:2251:G:H3'	2:B:2252:A:C8	2.48	0.43
2:B:2854:U:H2'	2:B:2855:U:H6	1.82	0.43
2:B:3359:A:H2'	2:B:3359:A:N3	2.33	0.43
2:B:3382:U:O2'	2:B:3383:G:H5'	2.18	0.43
4:D:7:G:OP1	9:I:33:ARG:HD2	2.18	0.43
6:F:206:PRO:HA	6:F:212:GLY:HA3	2.01	0.43
8:H:11:LEU:HD21	8:H:155:ASP:HB3	2.00	0.43
9:I:68:THR:HG21	9:I:73:VAL:CG2	2.48	0.43
10:J:150:LYS:HD2	10:J:150:LYS:N	2.33	0.43
11:K:79:ALA:HA	25:Y:138:SER:N	2.33	0.43
11:K:83:LEU:HD13	11:K:83:LEU:C	2.38	0.43

Continued on next page...

Continued from previous page...

Atom-1	Atom-2	Interatomic distance (Å)	Clash overlap (Å)
11:K:198:ALA:O	11:K:202:LEU:N	2.36	0.43
12:L:47:SER:N	29:CA:27:ARG:HB2	2.33	0.43
14:N:115:MET:CG	14:N:118:ALA:HA	2.46	0.43
14:N:129:VAL:HA	14:N:133:GLN:OE1	2.18	0.43
16:P:87:GLU:HG2	16:P:89:PRO:HD2	2.00	0.43
16:P:114:ARG:HB2	16:P:129:THR:HG23	1.99	0.43
17:Q:2:ALA:C	17:Q:3:ILE:HG13	2.39	0.43
17:Q:104:ARG:HH11	17:Q:104:ARG:HG3	1.83	0.43
19:S:48:ALA:O	19:S:53:TYR:N	2.51	0.43
19:S:140:LYS:O	19:S:144:ARG:HG3	2.18	0.43
22:V:38:ARG:HG3	22:V:39:ARG:N	2.34	0.43
24:X:138:GLN:C	24:X:140:VAL:H	2.20	0.43
25:Y:92:ARG:HB3	25:Y:94:GLU:OE1	2.18	0.43
27:AA:37:ILE:HD11	27:AA:59:MET:HB2	2.00	0.43
29:CA:66:PRO:HG3	29:CA:84:PHE:CD1	2.52	0.43
39:MA:6:ALA:HB1	39:MA:10:ARG:NH1	2.33	0.43
41:OA:24:ARG:O	41:OA:25:ARG:HB3	2.18	0.43
46:TA:21:THR:HG22	46:TA:22:GLN:H	1.83	0.43
46:TA:68:VAL:CB	46:TA:85:LEU:HB3	2.36	0.43
47:UA:55:TRP:HH2	47:UA:69:TYR:O	2.01	0.43
49:WA:85:TRP:HA	49:WA:109:ASP:HB3	2.00	0.43
53:AB:5:ILE:HG22	53:AB:10:LYS:HB2	2.00	0.43
53:AB:19:ALA:O	53:AB:22:ASN:HB2	2.19	0.43
54:BB:179:LYS:O	54:BB:181:VAL:HG23	2.18	0.43
55:CB:99:MET:N	55:CB:103:ASN:HB3	2.33	0.43
59:GB:76:LEU:HG	59:GB:80:LEU:HD11	1.99	0.43
69:QB:25:GLN:NE2	69:QB:111:ILE:HD12	2.33	0.43
70:RB:26:LEU:HD23	70:RB:114:VAL:CG2	2.48	0.43
74:VB:75:VAL:HG13	74:VB:75:VAL:O	2.18	0.43
82:DC:285:PHE:HA	82:DC:320:LEU:CD1	2.40	0.43
82:DC:616:ALA:CB	82:DC:631:ARG:HG3	2.48	0.43
1:A:317:C:H4'	1:A:354:C:C1'	2.44	0.43
1:A:318:U:H2'	1:A:319:U:C5'	2.48	0.43
1:A:513:U:H4'	59:GB:131:GLN:HB3	2.00	0.43
1:A:1025:A:H4'	1:A:1774:G:O5'	2.18	0.43
1:A:1050:G:H2'	1:A:1051:G:O4'	2.19	0.43
1:A:1535:U:C2	55:CB:187:ILE:HA	2.52	0.43
1:A:1603:U:H2'	1:A:1604:U:C6	2.52	0.43
2:B:26:A:H2	2:B:328:U:H1'	1.83	0.43
2:B:93:C:H6	2:B:93:C:H5'	1.83	0.43
2:B:126:U:H4'	19:S:139:HIS:CE1	2.54	0.43

Continued on next page...

Continued from previous page...

Atom-1	Atom-2	Interatomic distance (Å)	Clash overlap (Å)
2:B:338:A:H2	2:B:1380:G:N2	2.16	0.43
2:B:347:G:OP1	8:H:56:ALA:HA	2.18	0.43
2:B:995:U:H2'	2:B:996:A:H8	1.82	0.43
2:B:1033:U:H2'	2:B:1034:U:C6	2.54	0.43
2:B:1203:A:N6	2:B:1300:G:H2'	2.33	0.43
2:B:1252:A:N1	2:B:1263:A:H2'	2.33	0.43
2:B:1300:G:O5'	2:B:1301:A:H2'	2.18	0.43
2:B:1348:U:H4'	2:B:1349:G:O5'	2.18	0.43
2:B:1348:U:C4'	2:B:1349:G:H5''	2.47	0.43
2:B:2341:A:H2'	2:B:2342:U:C6	2.54	0.43
2:B:2637:A:C2'	2:B:2638:C:C5'	2.97	0.43
2:B:3111:U:C2'	2:B:3112:G:H5'	2.48	0.43
7:G:58:ARG:HA	7:G:357:LYS:H	1.83	0.43
7:G:146:ARG:HA	7:G:146:ARG:HE	1.83	0.43
8:H:247:PHE:CE1	8:H:249:ILE:HG23	2.53	0.43
12:L:33:ASN:OD1	12:L:38:GLN:HG3	2.19	0.43
13:M:126:VAL:HG22	13:M:164:ILE:HG13	2.00	0.43
14:N:200:LEU:HD13	14:N:209:ASN:HD22	1.84	0.43
17:Q:3:ILE:HD12	32:FA:41:HIS:ND1	2.33	0.43
17:Q:95:ILE:N	17:Q:95:ILE:HD12	2.33	0.43
17:Q:157:ARG:HH21	32:FA:124:ILE:HG21	1.81	0.43
18:R:49:PRO:HG2	18:R:50:LYS:NZ	2.34	0.43
21:U:64:ASN:HA	21:U:67:ILE:HD12	2.00	0.43
21:U:165:VAL:HG13	21:U:165:VAL:O	2.18	0.43
22:V:17:THR:O	22:V:18:ALA:HB2	2.18	0.43
22:V:185:LYS:HA	22:V:185:LYS:HE2	2.00	0.43
33:GA:51:ALA:O	33:GA:55:ALA:HB2	2.18	0.43
43:QA:31:THR:O	43:QA:32:ASN:HB2	2.17	0.43
46:TA:73:GLU:HG2	46:TA:80:ARG:CG	2.48	0.43
52:ZA:63:VAL:HG23	52:ZA:134:LEU:CD1	2.47	0.43
53:AB:161:GLY:C	53:AB:163:PRO:HD2	2.38	0.43
54:BB:37:LYS:HB2	54:BB:40:GLU:CG	2.47	0.43
56:DB:141:ILE:HG21	56:DB:157:VAL:HB	2.00	0.43
57:EB:91:ILE:CD1	57:EB:129:LEU:HA	2.45	0.43
58:FB:11:ARG:HA	58:FB:16:ALA:O	2.18	0.43
58:FB:197:THR:HA	58:FB:200:LYS:HB2	2.00	0.43
73:UB:69:ARG:HD2	73:UB:116:ASP:OD1	2.18	0.43
73:UB:93:LEU:HA	73:UB:96:VAL:CG2	2.47	0.43
75:WB:65:LEU:O	75:WB:70:LYS:HB3	2.19	0.43
77:YB:55:THR:HB	77:YB:60:SER:HA	2.00	0.43
82:DC:18:ASN:O	82:DC:19:VAL:HG23	2.17	0.43

Continued on next page...

Continued from previous page...

Atom-1	Atom-2	Interatomic distance (Å)	Clash overlap (Å)
1:A:1182:U:O5'	1:A:1182:U:H6	2.02	0.43
1:A:1244:A:H3'	1:A:1244:A:N3	2.34	0.43
1:A:1318:G:H8	1:A:1318:G:O5'	2.01	0.43
1:A:1793:G:O2'	1:A:1794:A:H3'	2.19	0.43
2:B:347:G:H2'	2:B:348:A:C8	2.53	0.43
2:B:517:G:H2'	2:B:518:G:H5'	1.99	0.43
2:B:817:A:C5	41:OA:14:LYS:HG2	2.52	0.43
2:B:885:U:O3'	2:B:1851:G:H5''	2.19	0.43
2:B:1282:G:H4'	48:VA:82:GLY:HA2	1.99	0.43
2:B:1415:U:C2'	2:B:1416:C:H5'	2.49	0.43
2:B:1694:U:H5''	38:LA:24:LYS:CG	2.48	0.43
2:B:1785:U:H2'	2:B:1786:G:H8	1.76	0.43
2:B:1845:G:H3'	2:B:1846:C:H5'	2.00	0.43
2:B:2372:A:C3'	2:B:2373:A:H5'	2.48	0.43
2:B:3055:U:O3'	2:B:3056:U:H3'	2.18	0.43
3:C:142:C:H2'	3:C:143:U:C6	2.53	0.43
6:F:82:VAL:HG12	6:F:86:GLN:HE22	1.83	0.43
8:H:300:ARG:HB2	8:H:301:PRO:CD	2.46	0.43
9:I:222:LEU:O	9:I:223:PHE:HB2	2.19	0.43
10:J:110:LYS:HB3	10:J:113:LYS:HB3	2.01	0.43
11:K:80:GLN:HB2	11:K:80:GLN:HE21	1.67	0.43
11:K:207:LEU:CD2	11:K:240:VAL:HG12	2.46	0.43
12:L:46:LEU:HD23	12:L:49:TYR:HD1	1.82	0.43
17:Q:84:GLY:C	17:Q:85:LEU:HD23	2.38	0.43
19:S:47:LYS:O	19:S:50:ARG:HG2	2.16	0.43
22:V:171:LYS:HA	32:FA:56:VAL:HG13	2.00	0.43
30:DA:106:ILE:HG21	30:DA:109:LEU:HD23	1.99	0.43
32:FA:112:ILE:HB	32:FA:130:VAL:HG12	1.99	0.43
34:HA:73:GLY:H	34:HA:76:GLU:HG3	1.82	0.43
41:OA:29:VAL:O	41:OA:32:LYS:HG2	2.18	0.43
49:WA:22:SER:CB	49:WA:70:ASP:HA	2.48	0.43
49:WA:66:HIS:ND1	49:WA:67:ILE:N	2.66	0.43
52:ZA:156:THR:CG2	72:TB:99:PHE:HZ	2.32	0.43
52:ZA:169:LEU:HD21	52:ZA:188:LEU:HD11	2.00	0.43
53:AB:53:THR:HG21	53:AB:100:ALA:HB1	2.00	0.43
54:BB:207:LEU:HB3	54:BB:219:VAL:HG11	2.00	0.43
55:CB:25:LEU:HD23	55:CB:27:THR:H	1.83	0.43
56:DB:153:VAL:O	56:DB:154:ARG:HB3	2.19	0.43
57:EB:49:ILE:HD11	57:EB:172:VAL:HG22	2.00	0.43
59:GB:20:GLU:HG2	59:GB:22:SER:OG	2.18	0.43
61:IB:76:VAL:HG11	61:IB:106:ASN:HD21	1.83	0.43

Continued on next page...

Continued from previous page...

Atom-1	Atom-2	Interatomic distance (Å)	Clash overlap (Å)
63:KB:120:SER:O	63:KB:124:ARG:HG3	2.18	0.43
66:NB:117:LEU:HD22	66:NB:117:LEU:N	2.33	0.43
69:QB:28:LEU:HD13	69:QB:29:GLU:H	1.83	0.43
73:UB:51:GLY:HA2	73:UB:77:ILE:CG1	2.31	0.43
82:DC:98:PHE:CZ	82:DC:339:VAL:HG11	2.53	0.43
82:DC:296:ILE:CB	82:DC:297:PRO:CD	2.91	0.43
82:DC:382:VAL:HG21	82:DC:396:ALA:HB1	2.01	0.43
82:DC:434:VAL:HG12	82:DC:445:ILE:CG2	2.47	0.43
1:A:54:C:H2'	1:A:55:A:H8	1.84	0.43
1:A:119:A:H61	54:BB:7:LYS:HD3	1.83	0.43
1:A:284:G:O2'	1:A:285:G:H5'	2.19	0.43
1:A:324:U:H2'	1:A:325:G:C8	2.54	0.43
1:A:380:U:O5'	1:A:381:C:H5	2.02	0.43
1:A:748:U:OP1	72:TB:80:ASN:HB3	2.18	0.43
1:A:1055:U:O2'	1:A:1056:U:H5'	2.18	0.43
1:A:1341:A:N1	1:A:1384:A:C2	2.87	0.43
1:A:1783:C:H2'	1:A:1784:C:C6	2.52	0.43
2:B:132:C:H2'	2:B:133:U:H5''	2.01	0.43
2:B:149:U:H2'	2:B:150:A:H5''	2.00	0.43
2:B:190:U:OP1	30:DA:37:LYS:HB3	2.19	0.43
2:B:367:A:C2'	2:B:368:G:H5'	2.47	0.43
2:B:442:G:H22	2:B:493:G:H5''	1.84	0.43
2:B:524:U:H3'	2:B:525:C:H6	1.84	0.43
2:B:869:G:O2'	2:B:870:G:H5'	2.18	0.43
2:B:881:C:H2'	2:B:882:A:C8	2.53	0.43
2:B:1097:G:O3'	25:Y:129:LYS:HG2	2.18	0.43
2:B:1715:A:C6	34:HA:85:PHE:HB3	2.53	0.43
2:B:1937:U:H2'	2:B:1938:U:C6	2.54	0.43
2:B:2354:C:H2'	2:B:2355:G:O4'	2.18	0.43
2:B:2703:A:C2	9:I:150:LEU:HD21	2.53	0.43
2:B:2808:A:H4'	2:B:2810:C:OP2	2.19	0.43
2:B:3004:C:H4'	7:G:99:LEU:C	2.39	0.43
2:B:3206:C:H5'	24:X:157:GLN:HE22	1.82	0.43
2:B:3282:U:H2'	2:B:3283:U:C6	2.53	0.43
7:G:113:GLU:HB3	7:G:176:ALA:CB	2.47	0.43
7:G:305:ILE:HG12	7:G:321:PHE:CE2	2.53	0.43
7:G:356:LEU:HB2	7:G:359:ILE:HD11	1.99	0.43
8:H:289:ILE:HD13	22:V:125:ASP:OD1	2.18	0.43
11:K:88:ARG:CG	11:K:112:ASN:H	2.31	0.43
12:L:55:TYR:CE2	12:L:56:VAL:HG23	2.54	0.43
13:M:49:ASN:O	13:M:51:GLN:N	2.51	0.43

Continued on next page...

Continued from previous page...

Atom-1	Atom-2	Interatomic distance (Å)	Clash overlap (Å)
13:M:103:ILE:HG21	13:M:110:LYS:HZ1	1.82	0.43
14:N:60:LEU:HG	14:N:129:VAL:CG2	2.49	0.43
14:N:193:ASP:HB3	14:N:197:VAL:CA	2.48	0.43
17:Q:2:ALA:HB1	32:FA:35:ALA:HB2	2.01	0.43
17:Q:56:PRO:HB3	17:Q:75:PHE:CE1	2.54	0.43
21:U:27:LYS:H	21:U:27:LYS:CD	2.29	0.43
23:W:19:LYS:HA	23:W:22:VAL:CG2	2.48	0.43
23:W:165:LYS:HA	23:W:165:LYS:HE3	2.00	0.43
25:Y:30:TYR:HE1	25:Y:94:GLU:HG3	1.84	0.43
27:AA:37:ILE:HG13	27:AA:59:MET:HB2	1.99	0.43
29:CA:99:VAL:HA	29:CA:103:TYR:HD2	1.83	0.43
29:CA:113:LEU:HG	29:CA:123:TYR:CE2	2.44	0.43
30:DA:18:ALA:HA	30:DA:21:THR:OG1	2.19	0.43
31:EA:10:VAL:CG1	31:EA:22:LYS:HD3	2.49	0.43
31:EA:13:VAL:CB	31:EA:19:ALA:HA	2.47	0.43
36:JA:65:PHE:HB2	36:JA:72:LYS:HG2	1.98	0.43
37:KA:32:ILE:HG21	37:KA:100:ILE:HD12	1.99	0.43
49:WA:233:THR:C	49:WA:234:LEU:HD12	2.38	0.43
50:XA:20:ALA:HB3	50:XA:22:THR:HG23	1.99	0.43
50:XA:140:ASN:HA	71:SB:31:SER:O	2.19	0.43
50:XA:183:ARG:CB	50:XA:184:LEU:HD12	2.48	0.43
53:AB:20:GLU:HA	60:HB:61:TRP:NE1	2.34	0.43
53:AB:72:LEU:HD23	60:HB:20:VAL:CG1	2.48	0.43
54:BB:208:VAL:O	54:BB:219:VAL:HG13	2.19	0.43
55:CB:161:ASP:HB3	78:ZB:54:LEU:HG	1.99	0.43
57:EB:135:ILE:HG12	57:EB:154:LEU:HD23	2.01	0.43
58:FB:97:THR:O	58:FB:169:ILE:HB	2.18	0.43
58:FB:147:ALA:C	58:FB:149:SER:H	2.22	0.43
66:NB:139:GLN:HG2	66:NB:140:LYS:N	2.33	0.43
72:TB:81:VAL:CG1	72:TB:86:ILE:HG13	2.48	0.43
73:UB:24:TRP:HA	73:UB:24:TRP:HE3	1.83	0.43
73:UB:32:ARG:NH1	73:UB:32:ARG:HB3	2.33	0.43
73:UB:137:LYS:CD	73:UB:139:LYS:HE2	2.45	0.43
75:WB:71:ILE:HB	75:WB:75:LEU:HB2	2.01	0.43
1:A:67:A:H2'	1:A:69:G:O4'	2.18	0.43
1:A:68:A:OP2	1:A:69:G:H5'	2.19	0.43
1:A:464:A:H4'	1:A:528:U:H3	1.83	0.43
1:A:607:G:H5'	1:A:613:G:H22	1.82	0.43
1:A:1197:C:H4'	70:RB:77:LYS:HE2	1.99	0.43
1:A:1321:A:H4'	1:A:1322:A:O5'	2.19	0.43
1:A:1675:C:H1'	58:FB:32:GLN:NE2	2.33	0.43

Continued on next page...

Continued from previous page...

Atom-1	Atom-2	Interatomic distance (Å)	Clash overlap (Å)
2:B:39:A:O5'	2:B:40:A:H4'	2.18	0.43
2:B:407:A:H2'	2:B:408:A:C8	2.54	0.43
2:B:408:A:H62	3:C:15:G:N2	2.17	0.43
2:B:677:A:H2'	2:B:785:G:O6	2.18	0.43
2:B:1108:U:O2'	2:B:1109:U:H5'	2.19	0.43
2:B:1128:U:C4	2:B:1129:A:C6	3.06	0.43
2:B:1220:U:H4'	2:B:1222:G:C1'	2.49	0.43
2:B:1390:A:H5'	2:B:1390:A:N3	2.34	0.43
2:B:1439:U:C4'	8:H:95:ARG:HD3	2.46	0.43
2:B:1490:A:H2'	2:B:1491:A:C8	2.53	0.43
2:B:1552:G:H4'	2:B:2171:G:H5''	2.00	0.43
2:B:1851:G:O2'	41:OA:6:PRO:HG3	2.18	0.43
2:B:1912:U:C4	2:B:1913:A:C6	3.06	0.43
2:B:2079:G:H2'	2:B:2080:C:O4'	2.19	0.43
2:B:2148:U:H5	2:B:2187:G:N3	2.16	0.43
2:B:2155:G:H5''	6:F:241:ARG:NH2	2.32	0.43
2:B:2549:G:H5''	12:L:35:GLY:HA3	1.99	0.43
2:B:2619:G:H3'	2:B:2620:G:C8	2.53	0.43
2:B:2815:G:H1'	2:B:2818:U:C5	2.53	0.43
2:B:2881:C:H2'	2:B:2882:U:C6	2.54	0.43
2:B:2988:C:OP1	20:T:64:PHE:HE1	2.00	0.43
2:B:3038:U:H2'	2:B:3039:C:H6	1.83	0.43
2:B:3135:U:C4	2:B:3136:G:C5	3.07	0.43
2:B:3164:C:O2'	2:B:3165:A:H8	2.01	0.43
2:B:3309:G:H4'	21:U:70:THR:O	2.19	0.43
5:E:74:VAL:O	5:E:78:LYS:HG3	2.18	0.43
6:F:120:PRO:HB3	6:F:161:ASP:O	2.19	0.43
7:G:229:VAL:HA	7:G:232:ARG:HB2	2.00	0.43
7:G:295:ALA:HB1	7:G:300:ARG:N	2.33	0.43
9:I:69:ILE:HD11	25:Y:32:LYS:HA	1.99	0.43
13:M:189:GLU:HG3	13:M:190:ASP:N	2.34	0.43
14:N:152:LEU:O	14:N:156:ARG:HB3	2.18	0.43
15:O:84:LEU:HB3	15:O:89:TYR:CD1	2.53	0.43
20:T:13:GLY:HA3	20:T:125:ARG:CZ	2.49	0.43
20:T:171:LYS:HA	20:T:174:PHE:HB2	2.00	0.43
25:Y:130:ARG:HH11	25:Y:130:ARG:CB	2.31	0.43
34:HA:41:LEU:HD12	34:HA:92:ILE:CD1	2.45	0.43
34:HA:44:ILE:CG2	34:HA:53:LYS:HG3	2.47	0.43
36:JA:25:TYR:HB3	36:JA:27:ARG:HG2	2.00	0.43
38:LA:5:VAL:CG1	38:LA:32:ALA:HB2	2.46	0.43
38:LA:42:PRO:CB	38:LA:51:LEU:HD13	2.41	0.43

Continued on next page...

Continued from previous page...

Atom-1	Atom-2	Interatomic distance (Å)	Clash overlap (Å)
39:MA:21:LEU:HD12	39:MA:54:VAL:CG1	2.48	0.43
47:UA:25:GLN:NE2	47:UA:28:LYS:HD2	2.33	0.43
47:UA:55:TRP:O	47:UA:64:VAL:HG22	2.19	0.43
48:VA:22:TYR:CD2	48:VA:88:PHE:HB3	2.53	0.43
48:VA:26:PHE:HE2	48:VA:96:ILE:HD11	1.82	0.43
49:WA:193:ILE:HG22	49:WA:194:GLY:N	2.32	0.43
50:XA:155:PHE:CZ	71:SB:61:SER:HB3	2.54	0.43
52:ZA:56:ILE:CG2	52:ZA:61:LEU:HB2	2.40	0.43
53:AB:116:ARG:O	53:AB:120:TYR:HD2	2.01	0.43
53:AB:207:THR:HB	67:OB:40:THR:OG1	2.18	0.43
54:BB:131:LEU:HD13	54:BB:137:PRO:HB3	2.01	0.43
54:BB:175:PHE:CZ	54:BB:225:VAL:HG11	2.54	0.43
56:DB:3:LEU:HD13	56:DB:111:LEU:CD1	2.49	0.43
56:DB:67:VAL:H	56:DB:100:ALA:CB	2.26	0.43
57:EB:74:GLN:HG2	57:EB:131:PHE:CD1	2.53	0.43
59:GB:30:LEU:CD2	59:GB:102:GLU:HG3	2.48	0.43
61:IB:83:THR:HA	61:IB:111:VAL:H	1.84	0.43
65:MB:85:ILE:HD11	65:MB:119:PHE:CZ	2.53	0.43
65:MB:94:VAL:HG12	65:MB:96:ILE:HG13	2.00	0.43
66:NB:93:HIS:ND1	66:NB:97:VAL:HG11	2.34	0.43
67:OB:91:LEU:C	67:OB:93:LEU:N	2.63	0.43
69:QB:15:ILE:HA	69:QB:18:TYR:HB3	2.00	0.43
69:QB:41:SER:O	69:QB:84:LYS:HD2	2.18	0.43
72:TB:22:LYS:O	72:TB:23:ARG:HD2	2.18	0.43
72:TB:76:SER:OG	72:TB:77:PRO:HA	2.19	0.43
82:DC:225:PHE:O	82:DC:229:TYR:HB2	2.18	0.43
82:DC:226:ALA:O	82:DC:230:ALA:HB2	2.18	0.43
82:DC:237:LYS:O	82:DC:241:MET:HG2	2.18	0.43
82:DC:365:ASN:ND2	82:DC:377:ASP:HB3	2.34	0.43
1:A:319:U:H4'	1:A:323:A:C1'	2.48	0.43
1:A:1116:A:C2'	1:A:1117:U:H5'	2.48	0.43
1:A:1441:C:H5''	82:DC:656:LEU:HD13	2.01	0.43
1:A:1484:G:H2'	1:A:1485:C:C6	2.54	0.43
2:B:3:U:H3	3:C:156:U:H3	1.67	0.43
2:B:188:U:O2	2:B:223:U:H4'	2.18	0.43
2:B:195:U:H2'	2:B:196:G:C5'	2.49	0.43
2:B:786:A:H5''	22:V:147:ARG:HG2	2.00	0.43
2:B:986:U:H2'	2:B:987:U:C6	2.54	0.43
2:B:1234:G:H5''	16:P:118:ASP:CB	2.35	0.43
2:B:1247:U:H3	2:B:1274:A:H61	1.66	0.43
2:B:1259:A:H62	48:VA:38:MET:HG2	1.83	0.43

Continued on next page...

Continued from previous page...

Atom-1	Atom-2	Interatomic distance (Å)	Clash overlap (Å)
2:B:1305:U:C4	7:G:256:HIS:HB3	2.54	0.43
2:B:1368:U:O2'	2:B:1369:A:H5'	2.19	0.43
2:B:1403:C:H2'	2:B:1404:G:O4'	2.19	0.43
2:B:1458:U:C5'	35:IA:30:PRO:HB3	2.49	0.43
2:B:1769:G:H2'	2:B:1770:G:C8	2.53	0.43
2:B:2193:U:C4	2:B:2243:A:N6	2.87	0.43
2:B:2424:A:O2'	19:S:77:LYS:HA	2.18	0.43
2:B:2471:U:H2'	2:B:2472:U:H5''	2.01	0.43
2:B:2939:G:N7	7:G:3:HIS:HB3	2.33	0.43
2:B:2988:C:H5''	20:T:65:ASN:HB2	2.01	0.43
3:C:14:C:H5''	21:U:123:PRO:CD	2.45	0.43
4:D:9:C:H2'	4:D:10:C:O4'	2.18	0.43
4:D:98:C:C3'	4:D:99:G:H5''	2.49	0.43
5:E:94:ASN:CB	5:E:124:LEU:HB2	2.49	0.43
7:G:46:PHE:HZ	7:G:204:ALA:HA	1.84	0.43
7:G:165:GLN:HE21	7:G:168:LYS:CG	2.31	0.43
8:H:103:THR:HG23	8:H:107:ARG:HH21	1.83	0.43
8:H:136:LEU:HD13	8:H:143:GLU:HG3	2.00	0.43
8:H:151:VAL:HA	8:H:250:TRP:O	2.19	0.43
8:H:179:LEU:O	8:H:183:LYS:HB2	2.18	0.43
8:H:219:LEU:HB2	8:H:227:THR:HG23	2.00	0.43
9:I:47:PRO:HB2	9:I:49:TYR:CE2	2.54	0.43
9:I:291:ALA:HA	9:I:295:GLY:HA3	2.00	0.43
10:J:158:TYR:CD1	18:R:115:PHE:HD2	2.37	0.43
11:K:24:GLU:O	11:K:25:GLN:HB3	2.17	0.43
11:K:88:ARG:NH1	11:K:103:LEU:HD13	2.34	0.43
13:M:71:VAL:CA	13:M:74:LEU:HB2	2.45	0.43
13:M:80:THR:HG22	13:M:84:LYS:HE2	2.00	0.43
13:M:99:ILE:O	13:M:101:VAL:HG23	2.18	0.43
13:M:123:ILE:HD12	13:M:123:ILE:N	2.33	0.43
15:O:47:GLN:HA	15:O:67:VAL:CG1	2.39	0.43
15:O:50:ALA:HB3	15:O:63:GLU:H	1.83	0.43
17:Q:115:ARG:NH1	17:Q:145:PHE:O	2.52	0.43
19:S:68:ARG:CZ	19:S:123:GLN:HB2	2.49	0.43
20:T:46:GLU:C	20:T:48:PHE:N	2.72	0.43
20:T:188:SER:N	20:T:191:ALA:HB3	2.26	0.43
23:W:45:VAL:HA	23:W:50:ILE:O	2.19	0.43
25:Y:48:ILE:HG22	25:Y:49:GLN:N	2.34	0.43
25:Y:143:THR:HG23	25:Y:144:GLU:H	1.83	0.43
27:AA:7:GLN:HE22	27:AA:127:PRO:HG2	1.83	0.43
28:BA:33:ASN:OD1	28:BA:35:LYS:HB3	2.19	0.43

Continued on next page...

Continued from previous page...

Atom-1	Atom-2	Interatomic distance (Å)	Clash overlap (Å)
29:CA:81:ILE:CG2	29:CA:123:TYR:HB3	2.48	0.43
32:FA:96:LYS:O	32:FA:97:GLU:HB2	2.18	0.43
35:IA:5:LYS:O	35:IA:8:VAL:HG23	2.19	0.43
38:LA:101:VAL:O	38:LA:105:VAL:HG23	2.18	0.43
41:OA:64:MET:SD	41:OA:67:LEU:HG	2.59	0.43
47:UA:19:GLY:H	47:UA:22:LEU:HD12	1.84	0.43
49:WA:202:LEU:CA	49:WA:243:LEU:HD12	2.49	0.43
50:XA:174:TRP:O	50:XA:177:LEU:HB2	2.19	0.43
53:AB:17:PHE:HB2	53:AB:77:PHE:CZ	2.53	0.43
53:AB:215:GLU:N	53:AB:216:PRO:HD3	2.34	0.43
54:BB:104:ASP:HB3	54:BB:105:VAL:H	1.69	0.43
55:CB:97:LEU:HD23	55:CB:176:THR:CB	2.48	0.43
57:EB:118:LEU:HD13	57:EB:119:THR:N	2.33	0.43
63:KB:26:PHE:CD2	63:KB:66:ILE:HD11	2.54	0.43
63:KB:86:GLU:HG3	63:KB:87:ASP:N	2.33	0.43
66:NB:49:TYR:C	66:NB:51:PRO:HD2	2.39	0.43
67:OB:5:ARG:HG2	67:OB:9:VAL:HG11	2.00	0.43
71:SB:20:THR:O	71:SB:21:ASN:HB2	2.19	0.43
82:DC:365:ASN:O	82:DC:369:ILE:HG12	2.18	0.43
82:DC:530:VAL:HG12	82:DC:538:LEU:HD11	1.99	0.43
82:DC:578:LYS:HB3	82:DC:585:ARG:CG	2.33	0.43
83:EC:6906:G:H2'	83:EC:6907:G:C8	2.54	0.43
1:A:320:U:C3'	1:A:321:C:H5''	2.48	0.43
1:A:531:C:H3'	1:A:532:U:C5'	2.49	0.43
1:A:556:A:H1'	1:A:590:C:H1'	2.01	0.43
1:A:842:C:H2'	1:A:843:U:O4'	2.19	0.43
1:A:952:A:H2'	1:A:953:G:C8	2.53	0.43
1:A:1280:C:H2'	1:A:1281:G:C8	2.54	0.43
2:B:660:A:H5'	8:H:100:PHE:CB	2.49	0.43
2:B:750:G:OP1	33:GA:40:ARG:HG2	2.19	0.43
2:B:750:G:C4'	33:GA:44:LYS:HG3	2.46	0.43
2:B:786:A:C5'	22:V:147:ARG:HG2	2.48	0.43
2:B:894:G:N2	2:B:1660:C:H5'	2.34	0.43
2:B:901:G:H2'	2:B:902:G:O4'	2.19	0.43
2:B:912:G:H5''	2:B:913:A:OP1	2.17	0.43
2:B:924:G:O5'	2:B:924:G:C8	2.70	0.43
2:B:924:G:N7	2:B:2809:C:H1'	2.34	0.43
2:B:937:G:C6	2:B:2410:U:H5''	2.54	0.43
2:B:1186:G:O2'	2:B:1187:C:H5'	2.19	0.43
2:B:1282:G:H5'	48:VA:83:ASN:HA	2.00	0.43
2:B:1311:G:O5'	2:B:1311:G:C8	2.70	0.43

Continued on next page...

Continued from previous page...

Atom-1	Atom-2	Interatomic distance (Å)	Clash overlap (Å)
2:B:1446:A:H5'	2:B:1448:U:H1'	1.99	0.43
2:B:1726:C:O5'	2:B:1726:C:H6	2.01	0.43
2:B:1953:G:H2'	2:B:1953:G:N3	2.34	0.43
2:B:2163:C:O2'	6:F:11:GLY:HA3	2.19	0.43
2:B:2888:U:C4'	2:B:2889:C:H5	2.32	0.43
2:B:2964:G:N2	2:B:2966:G:H3'	2.34	0.43
2:B:3058:U:H3'	2:B:3058:U:O2	2.19	0.43
2:B:3366:G:OP1	28:BA:59:HIS:HB3	2.19	0.43
5:E:93:LEU:HD22	5:E:99:LEU:CG	2.45	0.43
5:E:110:PHE:O	5:E:136:THR:HG22	2.18	0.43
6:F:225:ILE:HG22	6:F:238:ILE:HG12	2.01	0.43
6:F:252:THR:O	6:F:252:THR:HG23	2.18	0.43
7:G:196:ARG:HD2	7:G:199:PHE:CE2	2.54	0.43
7:G:358:TRP:O	7:G:359:ILE:HD12	2.19	0.43
8:H:34:ILE:HG21	8:H:120:TYR:HD1	1.84	0.43
9:I:273:ARG:HG2	9:I:274:GLN:N	2.32	0.43
11:K:84:VAL:HG12	11:K:138:TYR:CD1	2.54	0.43
13:M:24:ILE:CG1	13:M:39:LYS:HD2	2.49	0.43
16:P:110:ILE:HG22	16:P:129:THR:CG2	2.48	0.43
17:Q:57:VAL:O	17:Q:58:VAL:HB	2.18	0.43
17:Q:75:PHE:H	17:Q:97:VAL:HA	1.84	0.43
17:Q:168:ARG:HA	17:Q:168:ARG:HE	1.83	0.43
18:R:44:VAL:CG2	18:R:60:LEU:HD21	2.45	0.43
18:R:55:ARG:CD	24:X:70:THR:HB	2.47	0.43
19:S:53:TYR:CE1	19:S:55:ALA:HA	2.53	0.43
19:S:73:ARG:HB2	19:S:89:VAL:CG1	2.40	0.43
21:U:114:VAL:CB	21:U:150:VAL:HG12	2.39	0.43
21:U:168:LEU:CD2	21:U:176:ILE:HD11	2.48	0.43
22:V:4:ASP:HB3	22:V:6:THR:HG23	2.00	0.43
23:W:3:ASN:OD1	23:W:5:ARG:HB3	2.18	0.43
29:CA:109:LYS:CE	29:CA:111:ASN:HD21	2.32	0.43
31:EA:81:LEU:HD23	34:HA:59:TYR:OH	2.18	0.43
43:QA:26:TRP:CE3	43:QA:27:ILE:HD12	2.54	0.43
48:VA:27:VAL:HG12	48:VA:188:VAL:HB	2.01	0.43
48:VA:104:ARG:CA	48:VA:184:GLY:HA3	2.48	0.43
49:WA:264:SER:HB2	49:WA:271:VAL:HG21	1.98	0.43
50:XA:189:VAL:CG1	50:XA:190:ASP:H	2.22	0.43
52:ZA:59:HIS:CD2	52:ZA:239:PRO:HD3	2.53	0.43
52:ZA:170:ILE:HB	52:ZA:197:TYR:HB2	2.00	0.43
54:BB:181:VAL:O	54:BB:192:ILE:HA	2.18	0.43
55:CB:166:ARG:O	55:CB:166:ARG:HD3	2.19	0.43

Continued on next page...

Continued from previous page...

Atom-1	Atom-2	Interatomic distance (Å)	Clash overlap (Å)
55:CB:200:ASN:HB3	55:CB:207:THR:OG1	2.19	0.43
55:CB:220:VAL:HA	55:CB:223:SER:HB2	2.01	0.43
56:DB:36:VAL:HG12	56:DB:37:ASP:N	2.34	0.43
68:PB:17:LEU:HD22	68:PB:66:LEU:HD22	2.01	0.43
68:PB:22:VAL:HG12	68:PB:23:ASP:N	2.34	0.43
71:SB:14:PRO:HB3	71:SB:23:ILE:CG2	2.49	0.43
82:DC:224:GLN:HE21	82:DC:328:LEU:CD2	2.32	0.43
82:DC:382:VAL:HG13	82:DC:397:PHE:O	2.18	0.43
82:DC:655:TYR:HD2	82:DC:693:LEU:HD13	1.83	0.43
82:DC:836:GLN:CD	82:DC:836:GLN:H	2.22	0.43
83:EC:6886:A:C2'	83:EC:6887:G:C5'	2.95	0.43
1:A:40:A:H62	1:A:467:G:N2	2.07	0.43
1:A:57:G:O2'	1:A:58:U:H5'	2.19	0.43
1:A:228:G:H5'	1:A:228:G:H8	1.84	0.43
1:A:404:G:H2'	1:A:405:C:C6	2.54	0.43
1:A:567:A:N6	1:A:580:A:H61	2.17	0.43
1:A:629:U:H3	1:A:970:A:H62	1.67	0.43
1:A:870:C:O2'	1:A:871:G:H5'	2.19	0.43
1:A:1376:C:O2'	1:A:1377:U:H5'	2.19	0.43
1:A:1483:A:N3	1:A:1607:G:H1'	2.34	0.43
1:A:1586:A:N6	1:A:1610:G:H1'	2.33	0.43
1:A:1739:C:H2'	1:A:1740:A:H8	1.81	0.43
2:B:58:G:N2	2:B:60:A:C2	2.87	0.43
2:B:289:A:H4'	19:S:96:ARG:O	2.18	0.43
2:B:299:G:H2'	2:B:300:G:O4'	2.19	0.43
2:B:415:G:H2'	2:B:416:A:H8	1.84	0.43
2:B:782:U:C2'	2:B:783:A:H5'	2.48	0.43
2:B:997:A:H2'	2:B:998:A:O4'	2.19	0.43
2:B:1082:U:H2'	2:B:1083:G:O4'	2.18	0.43
2:B:1439:U:H2'	2:B:1440:G:C8	2.54	0.43
2:B:1604:G:H4'	2:B:1835:A:O3'	2.19	0.43
2:B:2198:A:C8	2:B:2199:G:H8	2.37	0.43
2:B:2442:G:H21	2:B:2506:U:H1'	1.83	0.43
2:B:2619:G:H3'	2:B:2620:G:H8	1.84	0.43
2:B:3114:A:H3'	2:B:3115:C:H6	1.84	0.43
2:B:3154:C:H5''	2:B:3155:U:H5'	1.99	0.43
2:B:3188:G:OP1	13:M:22:SER:HB2	2.19	0.43
2:B:3215:A:OP1	37:KA:2:ALA:HB2	2.18	0.43
2:B:3243:A:O5'	2:B:3243:A:H8	2.02	0.43
3:C:136:G:O2'	3:C:137:C:H5'	2.19	0.43
3:C:142:C:C5'	19:S:60:VAL:HG21	2.46	0.43

Continued on next page...

Continued from previous page...

Atom-1	Atom-2	Interatomic distance (Å)	Clash overlap (Å)
5:E:100:ILE:HG13	5:E:128:LEU:CB	2.49	0.43
5:E:103:LEU:HD13	5:E:107:TYR:CD1	2.54	0.43
6:F:103:PRO:HB2	6:F:106:SER:HB2	2.00	0.43
7:G:67:PHE:HA	7:G:70:ARG:HE	1.84	0.43
7:G:87:VAL:HG12	7:G:110:LEU:HG	2.01	0.43
7:G:149:ALA:HA	7:G:152:LYS:HG3	2.01	0.43
8:H:39:PHE:CE1	8:H:236:LEU:HD23	2.54	0.43
10:J:52:VAL:HA	10:J:67:GLY:O	2.19	0.43
10:J:129:GLU:HG3	10:J:130:ILE:H	1.82	0.43
12:L:52:TRP:HA	12:L:53:PRO:HD3	1.78	0.43
15:O:141:ARG:NE	15:O:144:CYS:HB2	2.34	0.43
16:P:122:GLY:HA2	48:VA:43:LYS:CD	2.44	0.43
17:Q:4:SER:O	17:Q:5:LYS:HB2	2.19	0.43
20:T:76:PRO:HD3	20:T:142:SER:HB3	2.00	0.43
21:U:67:ILE:HG22	21:U:68:GLY:N	2.34	0.43
24:X:8:GLN:HG3	24:X:26:ARG:HE	1.84	0.43
27:AA:95:PHE:CD1	28:BA:22:VAL:HB	2.54	0.43
28:BA:31:PHE:CD1	28:BA:37:ALA:HA	2.54	0.43
31:EA:2:ALA:HA	34:HA:37:GLY:CA	2.49	0.43
31:EA:29:HIS:HB3	31:EA:40:HIS:CE1	2.54	0.43
35:IA:32:ALA:C	35:IA:34:LYS:H	2.22	0.43
36:JA:112:ALA:HA	36:JA:117:ILE:HD11	1.99	0.43
39:MA:51:ILE:HG22	39:MA:55:LEU:CD1	2.49	0.43
48:VA:26:PHE:HB2	48:VA:87:VAL:HB	1.99	0.43
48:VA:119:ILE:HB	48:VA:159:VAL:CG1	2.48	0.43
48:VA:134:SER:HA	48:VA:137:GLN:HB2	2.01	0.43
49:WA:17:ASN:CB	49:WA:39:ASP:HB3	2.48	0.43
49:WA:125:GLY:HA3	49:WA:151:VAL:HG11	2.00	0.43
53:AB:8:LYS:HE2	70:RB:61:LYS:HD3	2.01	0.43
53:AB:150:MET:N	53:AB:150:MET:SD	2.92	0.43
54:BB:43:PRO:HA	54:BB:82:TYR:O	2.19	0.43
54:BB:86:PHE:CE1	54:BB:87:MET:HG2	2.54	0.43
54:BB:160:VAL:HG22	54:BB:172:PHE:HB3	2.01	0.43
55:CB:97:LEU:HD23	55:CB:176:THR:HG22	2.01	0.43
66:NB:67:VAL:HG21	66:NB:85:ILE:CG1	2.48	0.43
74:VB:8:ARG:HB2	74:VB:26:ASP:HB3	2.01	0.43
82:DC:139:THR:O	82:DC:143:LEU:HB2	2.19	0.43
82:DC:281:ILE:O	82:DC:284:LEU:HB2	2.18	0.43
82:DC:365:ASN:CG	82:DC:475:ALA:HB2	2.39	0.43
82:DC:413:ILE:HB	82:DC:427:PHE:HB2	2.01	0.43
82:DC:486:SER:HA	82:DC:487:PRO:HD3	1.82	0.43

Continued on next page...

Continued from previous page...

Atom-1	Atom-2	Interatomic distance (Å)	Clash overlap (Å)
1:A:1119:G:H2'	1:A:1120:U:O4'	2.19	0.43
1:A:1482:C:O2	66:NB:73:GLY:HA2	2.18	0.43
2:B:78:U:H3	2:B:325:A:N6	2.10	0.43
2:B:307:A:H2'	2:B:308:A:H8	1.83	0.43
2:B:537:A:H2'	2:B:538:G:O4'	2.18	0.43
2:B:730:C:H2'	2:B:731:U:C6	2.54	0.43
2:B:876:A:H4'	2:B:1890:U:H5''	2.00	0.43
2:B:970:A:OP1	33:GA:18:ARG:HG3	2.19	0.43
2:B:975:C:H2'	2:B:976:U:H6	1.84	0.43
2:B:1088:U:H2'	2:B:1089:G:O4'	2.19	0.43
2:B:1487:G:H2'	2:B:1488:G:C4'	2.49	0.43
2:B:1487:G:H2'	2:B:1488:G:O4'	2.18	0.43
2:B:1660:C:O2'	2:B:1661:G:H5'	2.19	0.43
2:B:1706:C:H2'	2:B:1707:A:O4'	2.19	0.43
2:B:1796:G:H1'	6:F:190:ARG:NH1	2.33	0.43
2:B:1952:G:H2'	2:B:1953:G:H5''	2.01	0.43
2:B:2173:U:H2'	2:B:2174:G:C8	2.54	0.43
2:B:2618:G:OP1	14:N:116:ARG:HG3	2.18	0.43
2:B:2714:G:H5'	2:B:2716:U:C6	2.54	0.43
2:B:2857:C:H2'	2:B:2858:U:H6	1.79	0.43
2:B:3229:G:H1'	18:R:129:TYR:CE2	2.51	0.43
4:D:30:G:H1'	4:D:50:U:O4	2.18	0.43
4:D:77:G:N2	4:D:101:G:H2'	2.34	0.43
5:E:114:GLU:HG3	5:E:115:VAL:H	1.83	0.43
8:H:27:SER:O	8:H:279:HIS:HD2	2.02	0.43
9:I:39:GLN:NE2	9:I:48:LYS:HE3	2.34	0.43
9:I:95:TRP:HZ2	9:I:156:GLY:C	2.22	0.43
10:J:60:ASP:O	10:J:61:ASN:HB2	2.18	0.43
12:L:98:ARG:HG2	12:L:189:LEU:HB2	2.00	0.43
13:M:41:ILE:HG13	13:M:71:VAL:HG21	2.01	0.43
17:Q:12:ASN:HB3	17:Q:14:PHE:CD1	2.54	0.43
18:R:98:SER:O	18:R:102:LYS:N	2.48	0.43
19:S:103:GLU:HA	19:S:106:VAL:CG2	2.49	0.43
22:V:170:ARG:HH12	32:FA:59:ARG:HA	1.83	0.43
23:W:143:ILE:HG23	23:W:146:LYS:HE3	2.00	0.43
24:X:16:THR:HB	24:X:19:VAL:H	1.83	0.43
24:X:141:LYS:HG3	24:X:144:LEU:HD12	2.01	0.43
29:CA:115:ARG:HB2	29:CA:119:THR:C	2.39	0.43
32:FA:104:THR:HG21	32:FA:112:ILE:HD11	2.01	0.43
36:JA:13:HIS:CE1	36:JA:15:LYS:HB3	2.54	0.43
41:OA:19:CYS:HG	41:OA:37:CYS:HG	1.62	0.43

Continued on next page...

Continued from previous page...

Atom-1	Atom-2	Interatomic distance (Å)	Clash overlap (Å)
48:VA:186:THR:HG22	48:VA:187:VAL:N	2.30	0.43
50:XA:191:ARG:CG	50:XA:192:THR:H	2.30	0.43
52:ZA:162:CYS:SG	52:ZA:209:ASN:HA	2.58	0.43
53:AB:104:SER:O	53:AB:108:LYS:HG3	2.19	0.43
56:DB:55:GLY:HA3	56:DB:63:MET:HE3	2.01	0.43
56:DB:93:LYS:HG2	56:DB:94:ARG:H	1.84	0.43
56:DB:214:LYS:O	56:DB:218:GLU:N	2.51	0.43
57:EB:98:ILE:HD11	57:EB:121:VAL:HB	2.00	0.43
58:FB:65:PHE:O	58:FB:109:PHE:HZ	2.02	0.43
61:IB:58:CYS:O	61:IB:62:GLY:HA3	2.19	0.43
66:NB:109:PHE:HD2	66:NB:117:LEU:HD21	1.83	0.43
70:RB:65:ILE:HD11	79:AC:34:TYR:CE2	2.54	0.43
82:DC:75:ILE:HD11	82:DC:104:ASP:HB2	1.99	0.43
82:DC:511:LEU:O	82:DC:518:VAL:HG11	2.19	0.43
82:DC:612:PHE:HB3	82:DC:615:ARG:HH21	1.83	0.43
1:A:71:A:C2'	1:A:72:A:H4'	2.28	0.42
1:A:72:A:N6	56:DB:169:TYR:HB2	2.33	0.42
1:A:291:G:H2'	1:A:292:U:C5	2.53	0.42
1:A:317:C:O2'	1:A:354:C:H4'	2.19	0.42
1:A:385:A:H5'	58:FB:21:PHE:CZ	2.54	0.42
1:A:882:U:H3	1:A:946:U:H3	1.64	0.42
1:A:1192:C:H3'	1:A:1193:A:C8	2.54	0.42
1:A:1196:A:H1'	1:A:1602:C:O2'	2.18	0.42
1:A:1350:U:H2'	1:A:1351:G:C8	2.54	0.42
1:A:1404:C:H2'	1:A:1405:G:C8	2.53	0.42
1:A:1434:U:H4'	79:AC:24:CYS:HB2	2.01	0.42
1:A:1545:A:H2'	1:A:1546:G:H8	1.79	0.42
1:A:1560:U:H2'	1:A:1561:U:O4'	2.19	0.42
2:B:129:U:H2'	2:B:130:A:C8	2.54	0.42
2:B:417:A:H2'	2:B:418:A:O4'	2.19	0.42
2:B:527:A:H2'	2:B:528:U:C6	2.53	0.42
2:B:697:A:H2'	2:B:698:U:C6	2.54	0.42
2:B:707:U:C5'	2:B:779:G:H21	2.32	0.42
2:B:1019:G:O2'	83:EC:6927:U:H2'	2.19	0.42
2:B:1072:G:H21	33:GA:50:THR:HG21	1.83	0.42
2:B:1262:G:H2'	2:B:1264:G:O4'	2.19	0.42
2:B:1337:A:H2'	2:B:1338:C:O4'	2.19	0.42
2:B:1481:A:HO2'	2:B:1858:A:H1'	1.83	0.42
2:B:1650:G:H5'	6:F:68:LYS:NZ	2.34	0.42
2:B:1831:U:OP1	29:CA:91:ASN:HA	2.19	0.42
2:B:2149:A:H2'	2:B:2150:G:C5'	2.48	0.42

Continued on next page...

Continued from previous page...

Atom-1	Atom-2	Interatomic distance (Å)	Clash overlap (Å)
2:B:2617:U:H4'	2:B:2644:C:H5	1.80	0.42
2:B:2664:C:H2'	2:B:2665:U:C6	2.54	0.42
2:B:2866:U:H4'	2:B:2867:C:H5'	2.00	0.42
2:B:2999:U:O3'	2:B:3296:A:H4'	2.19	0.42
2:B:3137:C:H5''	7:G:276:THR:CB	2.48	0.42
2:B:3273:A:H4'	10:J:44:ALA:HB1	1.97	0.42
2:B:3294:A:H5'	2:B:3294:A:H8	1.84	0.42
4:D:49:G:H4'	4:D:50:U:O4'	2.19	0.42
6:F:68:LYS:CE	6:F:70:ARG:HB2	2.49	0.42
6:F:149:ARG:HA	6:F:154:ALA:O	2.19	0.42
8:H:31:ARG:HD3	22:V:25:TYR:H	1.84	0.42
8:H:325:LEU:HD23	8:H:331:ALA:HB3	2.00	0.42
9:I:17:GLN:HG3	25:Y:22:HIS:CB	2.47	0.42
9:I:205:SER:HB2	9:I:233:ALA:HB1	2.01	0.42
10:J:40:LEU:HD21	10:J:54:TYR:HB2	2.00	0.42
10:J:75:PRO:HB2	10:J:134:ARG:HH12	1.84	0.42
10:J:170:LYS:HD2	10:J:173:MET:SD	2.59	0.42
11:K:106:LEU:HD12	11:K:130:ILE:HD11	2.00	0.42
21:U:169:THR:H	21:U:172:GLN:NE2	2.16	0.42
22:V:26:LEU:HD11	22:V:52:LEU:O	2.19	0.42
22:V:65:SER:HB2	22:V:93:ILE:HG21	2.01	0.42
24:X:24:LEU:HD21	25:Y:141:VAL:HG11	2.01	0.42
24:X:77:VAL:HG11	24:X:106:LEU:CD2	2.49	0.42
32:FA:2:PRO:C	32:FA:4:ARG:H	2.22	0.42
35:IA:35:GLU:O	35:IA:38:LYS:HB3	2.18	0.42
35:IA:54:GLU:HB2	35:IA:95:PRO:HG3	2.01	0.42
36:JA:8:LYS:HG3	36:JA:10:VAL:HG22	2.00	0.42
36:JA:8:LYS:HE3	36:JA:9:ILE:N	2.34	0.42
45:SA:1:MET:CE	45:SA:6:ARG:HB2	2.49	0.42
48:VA:121:VAL:HG12	48:VA:156:VAL:O	2.19	0.42
48:VA:183:PHE:HB3	48:VA:184:GLY:H	1.52	0.42
49:WA:199:ILE:HG22	49:WA:200:ASN:H	1.84	0.42
50:XA:184:LEU:HD12	50:XA:184:LEU:N	2.34	0.42
52:ZA:51:THR:O	52:ZA:72:LEU:HD12	2.19	0.42
55:CB:46:TRP:HE1	55:CB:122:ASN:ND2	2.11	0.42
55:CB:69:PHE:HB3	66:NB:46:PHE:HB2	2.00	0.42
55:CB:145:ASP:O	55:CB:160:VAL:HG22	2.18	0.42
60:HB:59:PHE:CD2	60:HB:62:GLN:HA	2.54	0.42
61:IB:76:VAL:CG1	61:IB:106:ASN:HD21	2.32	0.42
65:MB:63:ALA:O	65:MB:73:PRO:HB3	2.18	0.42
70:RB:63:LEU:HD11	70:RB:86:ILE:HD11	2.01	0.42

Continued on next page...

Continued from previous page...

Atom-1	Atom-2	Interatomic distance (Å)	Clash overlap (Å)
75:WB:92:ILE:HD11	75:WB:100:ILE:HD12	2.00	0.42
78:ZB:26:THR:HB	78:ZB:44:VAL:CG2	2.49	0.42
82:DC:331:ALA:HB1	82:DC:335:LEU:HD12	2.01	0.42
82:DC:380:LEU:O	82:DC:469:LEU:HB2	2.19	0.42
82:DC:655:TYR:H	82:DC:693:LEU:CD1	2.31	0.42
82:DC:746:VAL:HA	82:DC:749:LYS:HZ3	1.83	0.42
1:A:21:U:H2'	1:A:22:A:H8	1.79	0.42
1:A:256:A:H2'	1:A:257:A:O4'	2.19	0.42
1:A:319:U:H4'	1:A:323:A:N9	2.33	0.42
1:A:460:A:C6	1:A:461:G:H1'	2.55	0.42
1:A:606:A:C4'	1:A:607:G:H3'	2.48	0.42
1:A:703:G:C2'	1:A:704:C:H5'	2.49	0.42
1:A:780:A:O2'	74:VB:8:ARG:HA	2.19	0.42
1:A:941:A:H1'	1:A:976:G:O2'	2.18	0.42
1:A:976:G:P	63:KB:109:LYS:HE2	2.59	0.42
1:A:1413:U:H4'	1:A:1414:U:OP2	2.19	0.42
1:A:1441:C:H2'	1:A:1442:U:C6	2.54	0.42
2:B:199:A:OP1	30:DA:60:ARG:HA	2.20	0.42
2:B:378:A:H4'	30:DA:91:ASN:HB3	2.01	0.42
2:B:524:U:C5	2:B:568:G:N2	2.80	0.42
2:B:635:G:H2'	2:B:636:C:H5''	2.01	0.42
2:B:790:U:H2'	2:B:791:A:H8	1.84	0.42
2:B:821:U:H5'	2:B:912:G:H5'	2.02	0.42
2:B:837:A:H3'	2:B:838:G:H8	1.84	0.42
2:B:892:U:H4'	2:B:2134:G:OP1	2.20	0.42
2:B:978:G:H5''	2:B:979:U:OP1	2.18	0.42
2:B:997:A:H3'	2:B:998:A:C8	2.51	0.42
2:B:1153:A:O2'	2:B:1154:A:H5'	2.20	0.42
2:B:1220:U:H3'	2:B:1221:A:N3	2.33	0.42
2:B:1694:U:H5''	38:LA:24:LYS:HG2	2.00	0.42
2:B:1768:U:H3'	2:B:1769:G:H5''	2.01	0.42
2:B:1870:C:H5''	2:B:3076:C:O2'	2.19	0.42
2:B:2061:G:O2'	2:B:2062:G:H5'	2.19	0.42
2:B:2339:C:O2	2:B:2340:U:H1'	2.19	0.42
2:B:2376:G:H2'	2:B:2377:G:C8	2.54	0.42
2:B:2469:G:H22	2:B:2477:G:C1'	2.32	0.42
2:B:2624:G:C2'	2:B:2625:C:H5'	2.50	0.42
2:B:2987:A:O2'	7:G:260:VAL:N	2.52	0.42
2:B:3279:A:H5'	2:B:3279:A:C8	2.48	0.42
2:B:3370:A:H2'	2:B:3371:G:O4'	2.19	0.42
3:C:140:G:N2	19:S:110:ALA:HA	2.34	0.42

Continued on next page...

Continued from previous page...

Atom-1	Atom-2	Interatomic distance (Å)	Clash overlap (Å)
5:E:117:ILE:O	5:E:117:ILE:HD13	2.19	0.42
6:F:40:TYR:CA	6:F:91:GLY:HA3	2.49	0.42
7:G:11:HIS:CD2	7:G:235:THR:HA	2.54	0.42
7:G:52:GLY:HA3	7:G:311:PHE:CE1	2.54	0.42
7:G:141:GLY:CA	7:G:144:ILE:HB	2.50	0.42
8:H:99:MET:HG2	8:H:100:PHE:N	2.34	0.42
8:H:187:LEU:O	8:H:188:ARG:C	2.58	0.42
8:H:246:ARG:HD2	8:H:247:PHE:H	1.83	0.42
8:H:296:GLN:CA	8:H:299:ILE:HB	2.47	0.42
8:H:299:ILE:HG23	8:H:300:ARG:N	2.34	0.42
9:I:219:PHE:HE2	9:I:223:PHE:HB2	1.82	0.42
13:M:3:TYR:CD2	13:M:65:VAL:HG21	2.54	0.42
14:N:77:THR:HG22	14:N:82:ARG:CB	2.46	0.42
15:O:137:ARG:HG2	15:O:141:ARG:NH1	2.27	0.42
16:P:133:LEU:HB3	16:P:142:ARG:NH2	2.29	0.42
17:Q:170:LEU:CD2	40:NA:7:ILE:HD12	2.49	0.42
18:R:98:SER:HA	18:R:101:LYS:CB	2.32	0.42
19:S:106:VAL:C	19:S:108:ARG:H	2.21	0.42
20:T:70:PRO:HB2	20:T:72:HIS:NE2	2.33	0.42
20:T:168:TYR:O	20:T:172:ARG:HB2	2.20	0.42
24:X:14:LEU:HD21	25:Y:136:ARG:HG3	2.02	0.42
25:Y:17:ARG:HH11	25:Y:17:ARG:HG3	1.84	0.42
25:Y:80:VAL:HG11	25:Y:83:ARG:HE	1.83	0.42
26:Z:14:THR:HG22	26:Z:16:THR:HG23	2.00	0.42
27:AA:93:LEU:HA	28:BA:20:LEU:O	2.19	0.42
28:BA:59:HIS:O	28:BA:61:LYS:N	2.52	0.42
29:CA:135:ILE:O	29:CA:139:ILE:HG22	2.19	0.42
30:DA:28:ARG:HH12	30:DA:29:VAL:HG22	1.82	0.42
32:FA:74:ASN:HD22	32:FA:115:LYS:HB2	1.84	0.42
34:HA:25:LEU:CD2	34:HA:81:VAL:HG11	2.46	0.42
36:JA:64:LYS:O	36:JA:65:PHE:HB2	2.19	0.42
47:UA:4:ARG:HH11	47:UA:4:ARG:CB	2.31	0.42
48:VA:135:PHE:HB3	48:VA:172:LEU:HD23	2.00	0.42
50:XA:39:ASN:HB2	67:OB:105:GLN:CD	2.39	0.42
52:ZA:162:CYS:HB3	52:ZA:209:ASN:O	2.18	0.42
52:ZA:228:ASN:HD22	71:SB:1:MET:HG2	1.83	0.42
53:AB:217:ILE:HG22	53:AB:218:LEU:H	1.84	0.42
57:EB:125:ILE:O	57:EB:129:LEU:HG	2.19	0.42
58:FB:104:ILE:HD11	58:FB:165:LEU:HB2	2.00	0.42
61:IB:99:ARG:NH1	73:UB:7:ARG:HA	2.31	0.42
65:MB:90:ILE:HA	65:MB:107:ILE:CG2	2.49	0.42

Continued on next page...

Continued from previous page...

Atom-1	Atom-2	Interatomic distance (Å)	Clash overlap (Å)
72:TB:83:ILE:O	72:TB:83:ILE:HG13	2.19	0.42
75:WB:61:SER:C	75:WB:80:LEU:HD11	2.40	0.42
82:DC:32:LYS:HB3	82:DC:128:VAL:HG11	2.01	0.42
82:DC:365:ASN:HB3	82:DC:379:MET:CE	2.48	0.42
82:DC:510:ARG:O	82:DC:514:SER:HB2	2.19	0.42
82:DC:662:SER:HB2	82:DC:705:ILE:CD1	2.48	0.42
82:DC:723:LYS:HA	82:DC:808:PRO:HD3	2.00	0.42
1:A:162:A:C5'	56:DB:83:CYS:HA	2.48	0.42
1:A:461:G:H5'	54:BB:27:TYR:OH	2.20	0.42
1:A:640:U:H2'	1:A:641:G:O4'	2.19	0.42
1:A:867:G:P	63:KB:3:ARG:HD3	2.59	0.42
1:A:1263:G:H5'	82:DC:613:LYS:HE2	2.00	0.42
1:A:1263:G:OP1	82:DC:613:LYS:HG2	2.20	0.42
1:A:1477:G:H5''	69:QB:45:MET:O	2.19	0.42
1:A:1510:U:O2'	1:A:1511:U:H5'	2.20	0.42
2:B:58:G:N2	2:B:60:A:H2	2.16	0.42
2:B:149:U:C2'	2:B:150:A:H5''	2.48	0.42
2:B:162:G:O2'	2:B:163:C:H5'	2.19	0.42
2:B:217:U:H4'	30:DA:100:HIS:NE2	2.33	0.42
2:B:672:A:H2'	2:B:673:U:C6	2.54	0.42
2:B:784:A:C5	22:V:93:ILE:HG22	2.55	0.42
2:B:855:U:H5''	23:W:95:TRP:CG	2.54	0.42
2:B:1102:A:C2	2:B:1105:A:H5'	2.54	0.42
2:B:1360:C:H2'	2:B:1361:U:C6	2.54	0.42
2:B:1387:G:O2'	36:JA:77:ALA:HB1	2.19	0.42
2:B:1503:A:H2'	2:B:1504:A:O4'	2.20	0.42
2:B:1717:U:H2'	2:B:1718:G:C8	2.54	0.42
2:B:1726:C:P	47:UA:36:ARG:HH12	2.41	0.42
2:B:1899:G:H22	2:B:2335:G:C5'	2.32	0.42
2:B:1949:G:OP1	23:W:101:VAL:HG13	2.19	0.42
2:B:2153:U:O3'	6:F:243:THR:HA	2.19	0.42
2:B:2878:G:OP1	2:B:2924:U:H4'	2.19	0.42
2:B:2987:A:H4'	7:G:259:HIS:HB3	2.01	0.42
2:B:3383:G:H2'	2:B:3383:G:N3	2.34	0.42
3:C:56:G:H2'	3:C:57:C:O4'	2.19	0.42
4:D:6:C:OP2	9:I:27:LYS:HE2	2.19	0.42
4:D:65:G:H2'	4:D:66:A:C8	2.53	0.42
6:F:60:LYS:CD	6:F:73:GLU:HB3	2.49	0.42
6:F:123:ARG:HA	6:F:163:ARG:NH2	2.35	0.42
8:H:319:LYS:O	8:H:320:ASN:HB2	2.19	0.42
9:I:37:VAL:O	9:I:37:VAL:HG12	2.20	0.42

Continued on next page...

Continued from previous page...

Atom-1	Atom-2	Interatomic distance (Å)	Clash overlap (Å)
10:J:82:ARG:HD2	37:KA:104:PRO:CB	2.47	0.42
10:J:152:THR:HA	10:J:153:PRO:HD3	1.81	0.42
10:J:166:LYS:H	10:J:169:ASP:HB2	1.85	0.42
14:N:163:GLN:O	14:N:164:LYS:HB3	2.19	0.42
14:N:218:ALA:O	14:N:219:ALA:HB3	2.20	0.42
16:P:78:SER:O	16:P:82:ILE:HG12	2.18	0.42
16:P:110:ILE:HG21	16:P:142:ARG:NH2	2.34	0.42
19:S:84:PRO:HB3	46:TA:51:GLY:CA	2.50	0.42
21:U:14:SER:HA	21:U:151:THR:HA	2.00	0.42
21:U:113:TYR:HB3	21:U:153:LYS:HB2	2.00	0.42
23:W:58:HIS:HB3	23:W:60:LYS:HZ2	1.84	0.42
24:X:80:ARG:HG3	25:Y:156:TYR:CB	2.48	0.42
28:BA:56:ARG:NH2	28:BA:61:LYS:HB2	2.32	0.42
30:DA:116:LYS:HA	30:DA:119:ILE:HD12	2.00	0.42
35:IA:15:ASN:HB3	35:IA:18:LYS:HG2	2.02	0.42
36:JA:61:LYS:HA	36:JA:64:LYS:CB	2.49	0.42
37:KA:49:ILE:HG22	37:KA:100:ILE:HG23	2.01	0.42
38:LA:70:LYS:HB3	38:LA:71:THR:H	1.64	0.42
46:TA:27:GLN:H	46:TA:93:LEU:HD11	1.84	0.42
47:UA:24:ARG:HH22	47:UA:28:LYS:HE2	1.84	0.42
47:UA:83:ILE:O	47:UA:87:ARG:HB2	2.19	0.42
49:WA:60:SER:HB2	66:NB:94:GLN:HE22	1.85	0.42
52:ZA:53:ILE:HG23	52:ZA:72:LEU:HD23	2.00	0.42
52:ZA:109:GLY:C	52:ZA:139:ILE:HD13	2.40	0.42
53:AB:140:GLY:HA3	53:AB:182:LEU:CD1	2.50	0.42
54:BB:159:THR:HB	54:BB:227:VAL:HG23	2.01	0.42
55:CB:208:SER:OG	55:CB:211:ILE:HG12	2.20	0.42
56:DB:64:LYS:HD2	56:DB:81:VAL:CG2	2.50	0.42
73:UB:56:LYS:N	73:UB:98:GLU:HG2	2.34	0.42
74:VB:27:VAL:HG12	74:VB:29:HIS:HD2	1.84	0.42
75:WB:80:LEU:HD13	75:WB:101:TYR:CD2	2.54	0.42
75:WB:90:LYS:HZ2	75:WB:105:THR:HG21	1.84	0.42
79:AC:22:ARG:HG3	79:AC:38:ILE:HD11	2.01	0.42
82:DC:70:ILE:HD13	82:DC:71:LYS:HG3	2.00	0.42
82:DC:267:LYS:HA	82:DC:268:PRO:HD3	1.72	0.42
1:A:115:G:OP1	61:IB:67:ARG:HD2	2.20	0.42
1:A:211:U:H5''	61:IB:20:PHE:HB2	2.00	0.42
1:A:382:C:H6	1:A:382:C:O5'	2.02	0.42
1:A:798:C:H2'	1:A:799:A:C8	2.54	0.42
1:A:1370:U:H4'	1:A:1371:A:C5'	2.49	0.42
1:A:1586:A:H1'	1:A:1611:A:N6	2.35	0.42

Continued on next page...

Continued from previous page...

Atom-1	Atom-2	Interatomic distance (Å)	Clash overlap (Å)
1:A:1653:C:H2'	1:A:1654:G:O4'	2.20	0.42
2:B:365:A:H3'	2:B:366:A:H8	1.84	0.42
2:B:523:A:H2'	2:B:524:U:H5'	2.00	0.42
2:B:640:U:H2'	2:B:641:C:C5	2.54	0.42
2:B:989:A:O2'	2:B:990:U:H5'	2.20	0.42
2:B:1004:U:N3	2:B:1049:C:H1'	2.34	0.42
2:B:1210:U:H2'	2:B:1211:U:C6	2.54	0.42
2:B:1338:C:H5''	36:JA:60:ASN:ND2	2.34	0.42
2:B:1894:U:H2'	2:B:1895:A:C5'	2.49	0.42
2:B:2057:G:H21	2:B:2077:U:H5	1.67	0.42
2:B:2550:U:O4	12:L:36:ILE:HG22	2.19	0.42
2:B:2675:C:N3	15:O:22:SER:HB2	2.34	0.42
2:B:2815:G:O2'	2:B:2817:A:H5''	2.20	0.42
2:B:2999:U:O2'	2:B:3296:A:H5'	2.18	0.42
2:B:3107:U:H2'	2:B:3108:G:O4'	2.20	0.42
4:D:112:G:H2'	4:D:113:C:C6	2.54	0.42
6:F:39:GLY:HA2	6:F:93:LYS:HB2	2.00	0.42
6:F:118:GLU:HB3	6:F:156:LYS:NZ	2.34	0.42
7:G:56:ILE:HD11	7:G:356:LEU:HB3	2.00	0.42
7:G:256:HIS:HA	7:G:258:ALA:N	2.34	0.42
7:G:356:LEU:HD12	7:G:359:ILE:CD1	2.49	0.42
8:H:206:LEU:CD1	8:H:237:GLN:HB3	2.50	0.42
8:H:334:PHE:CD1	8:H:339:LEU:HB2	2.55	0.42
9:I:212:ALA:HB2	9:I:219:PHE:HE1	1.84	0.42
11:K:90:LYS:HG2	11:K:95:ILE:HD11	2.00	0.42
12:L:134:TYR:CD2	12:L:134:TYR:N	2.88	0.42
17:Q:157:ARG:HE	32:FA:124:ILE:HD12	1.84	0.42
25:Y:63:VAL:O	25:Y:75:ILE:HG22	2.20	0.42
26:Z:37:LEU:HD23	26:Z:56:VAL:CG1	2.49	0.42
30:DA:26:GLN:O	30:DA:30:LEU:HB2	2.20	0.42
32:FA:7:LYS:CA	32:FA:10:LYS:HB2	2.46	0.42
39:MA:9:LEU:HD11	39:MA:54:VAL:HG22	2.00	0.42
45:SA:21:ARG:O	45:SA:25:LYS:HB3	2.19	0.42
46:TA:53:GLN:NE2	46:TA:57:VAL:HG13	2.35	0.42
47:UA:86:LEU:HA	47:UA:89:MET:HB2	2.01	0.42
48:VA:33:VAL:CG2	48:VA:38:MET:HB2	2.49	0.42
49:WA:176:LYS:HG2	49:WA:197:SER:C	2.40	0.42
49:WA:179:LYS:HG2	49:WA:191:ASP:OD1	2.19	0.42
49:WA:245:PHE:HE1	49:WA:250:TYR:HA	1.85	0.42
50:XA:98:ILE:HG22	50:XA:100:GLY:H	1.84	0.42
50:XA:111:ILE:O	50:XA:111:ILE:HG13	2.19	0.42

Continued on next page...

Continued from previous page...

Atom-1	Atom-2	Interatomic distance (Å)	Clash overlap (Å)
50:XA:133:ILE:HG23	50:XA:155:PHE:HB3	2.01	0.42
53:AB:13:ALA:O	53:AB:16:VAL:HB	2.19	0.42
54:BB:6:LYS:HD2	54:BB:6:LYS:H	1.83	0.42
54:BB:48:LEU:HA	54:BB:52:LEU:HD12	2.01	0.42
54:BB:113:ARG:HG3	54:BB:113:ARG:NH1	2.33	0.42
54:BB:193:GLY:O	54:BB:210:ILE:HG22	2.20	0.42
57:EB:36:ALA:HA	57:EB:39:ARG:HD3	2.02	0.42
60:HB:52:LYS:HG3	60:HB:54:TYR:HE2	1.83	0.42
61:IB:42:PHE:CZ	61:IB:70:ILE:HD13	2.54	0.42
61:IB:64:VAL:HG12	61:IB:129:ARG:HH11	1.84	0.42
67:OB:23:LYS:O	67:OB:24:LEU:HB2	2.20	0.42
69:QB:47:PRO:CG	69:QB:53:TRP:HB2	2.49	0.42
70:RB:24:ILE:HD11	70:RB:93:LEU:CD1	2.49	0.42
74:VB:104:SER:O	74:VB:108:ARG:HG3	2.19	0.42
77:YB:28:PRO:C	77:YB:30:SER:H	2.23	0.42
78:ZB:28:VAL:CG2	78:ZB:48:VAL:HG11	2.49	0.42
1:A:20:G:H5''	1:A:571:G:C5	2.54	0.42
1:A:624:G:H2'	1:A:625:C:O4'	2.19	0.42
1:A:768:C:N1	59:GB:143:ILE:HD13	2.34	0.42
1:A:856:A:C6	57:EB:96:ARG:HB3	2.55	0.42
1:A:867:G:OP1	63:KB:3:ARG:HD3	2.19	0.42
1:A:1715:G:H3'	1:A:1716:C:H4'	2.00	0.42
1:A:1771:U:C2	1:A:1772:C:H1'	2.54	0.42
2:B:258:G:O2'	2:B:259:C:H5'	2.20	0.42
2:B:417:A:H2'	2:B:418:A:C8	2.54	0.42
2:B:498:A:H61	2:B:615:U:H3	1.67	0.42
2:B:685:G:OP1	17:Q:35:ARG:HG2	2.18	0.42
2:B:810:A:H2'	2:B:811:U:H6	1.79	0.42
2:B:871:U:OP1	2:B:2142:A:H2'	2.20	0.42
2:B:932:U:O5'	2:B:932:U:H6	2.03	0.42
2:B:1231:A:H2'	2:B:1277:C:H41	1.84	0.42
2:B:1308:A:N1	2:B:2381:G:H1'	2.35	0.42
2:B:1398:U:H5''	3:C:9:A:OP1	2.19	0.42
2:B:1468:A:N1	2:B:1881:A:H5'	2.34	0.42
2:B:1494:U:O2	2:B:1496:C:C4	2.73	0.42
2:B:2302:G:H2'	2:B:2303:A:O4'	2.18	0.42
2:B:2595:A:H2'	2:B:2596:U:H5'	2.00	0.42
2:B:2649:A:C2'	2:B:2650:U:H5'	2.50	0.42
2:B:2655:U:H5'	46:TA:3:ASN:O	2.20	0.42
2:B:2878:G:O2'	2:B:2879:C:H5'	2.19	0.42
2:B:3323:A:H2	35:IA:106:THR:HG22	1.84	0.42

Continued on next page...

Continued from previous page...

Atom-1	Atom-2	Interatomic distance (Å)	Clash overlap (Å)
3:C:74:U:P	30:DA:76:LEU:HG	2.59	0.42
7:G:171:LEU:HD23	7:G:333:LYS:HE2	2.01	0.42
7:G:367:LYS:HD3	28:BA:17:ARG:HH21	1.83	0.42
8:H:179:LEU:HD23	8:H:179:LEU:HA	1.87	0.42
11:K:84:VAL:O	11:K:116:PHE:HA	2.20	0.42
11:K:178:ILE:HD11	11:K:187:GLU:HG2	2.01	0.42
14:N:33:ILE:HD11	14:N:35:ASP:O	2.19	0.42
17:Q:128:ARG:NH1	39:MA:112:PRO:HG3	2.35	0.42
18:R:66:THR:HB	18:R:67:PRO:CD	2.43	0.42
19:S:8:GLU:HG3	19:S:50:ARG:NH2	2.26	0.42
19:S:99:ARG:HE	19:S:118:SER:HB3	1.84	0.42
20:T:152:VAL:O	20:T:155:LYS:HG2	2.20	0.42
20:T:172:ARG:HA	20:T:175:THR:HG23	2.01	0.42
23:W:86:GLU:CG	23:W:91:SER:HB2	2.47	0.42
24:X:11:GLY:CA	24:X:57:GLU:O	2.67	0.42
24:X:11:GLY:CA	24:X:59:VAL:HG23	2.40	0.42
25:Y:36:VAL:HA	25:Y:64:VAL:HG22	2.01	0.42
27:AA:37:ILE:CD1	27:AA:59:MET:HB2	2.48	0.42
30:DA:19:TYR:CE2	30:DA:30:LEU:HD21	2.54	0.42
36:JA:78:ASN:HA	36:JA:108:ILE:CD1	2.50	0.42
39:MA:20:GLN:C	39:MA:24:LEU:HG	2.40	0.42
39:MA:21:LEU:HA	39:MA:24:LEU:HD12	2.01	0.42
44:RA:103:LEU:HD13	44:RA:109:ASN:O	2.20	0.42
48:VA:96:ILE:O	48:VA:100:ILE:HG12	2.19	0.42
49:WA:9:LEU:HA	49:WA:313:TRP:CD1	2.54	0.42
49:WA:83:ALA:HB2	49:WA:113:VAL:CG1	2.49	0.42
55:CB:88:PRO:HG2	55:CB:91:GLU:HB2	2.02	0.42
57:EB:39:ARG:CG	57:EB:40:PRO:HD3	2.50	0.42
58:FB:29:LEU:HG	58:FB:31:ARG:HH11	1.84	0.42
63:KB:113:PHE:O	63:KB:117:LEU:HG	2.20	0.42
68:PB:145:ARG:HA	68:PB:145:ARG:NE	2.35	0.42
69:QB:70:GLN:HA	69:QB:122:ARG:O	2.19	0.42
70:RB:50:LEU:CD1	70:RB:93:LEU:HD22	2.49	0.42
72:TB:11:LEU:CD1	72:TB:74:VAL:HB	2.50	0.42
73:UB:14:LYS:HE2	73:UB:14:LYS:HB2	1.84	0.42
75:WB:72:GLY:O	75:WB:76:ALA:HB2	2.19	0.42
82:DC:24:VAL:HG22	82:DC:126:LEU:HD23	2.00	0.42
82:DC:539:GLU:HA	82:DC:542:LEU:HD12	2.01	0.42
82:DC:634:TRP:NE1	82:DC:648:ASP:HB2	2.34	0.42
2:B:20:A:H1'	19:S:112:ASN:CB	2.42	0.42
2:B:590:G:N2	2:B:610:G:H2'	2.34	0.42

Continued on next page...

Continued from previous page...

Atom-1	Atom-2	Interatomic distance (Å)	Clash overlap (Å)
2:B:1155:C:H2'	2:B:1156:C:H6	1.84	0.42
2:B:1202:A:H2	2:B:2856:G:HO2'	1.59	0.42
2:B:2206:G:H2'	2:B:2206:G:N3	2.35	0.42
2:B:2466:G:H2'	2:B:2467:G:H5'	2.00	0.42
2:B:2629:U:H2'	2:B:2630:C:C6	2.55	0.42
2:B:2797:C:C3'	2:B:2798:C:H5'	2.50	0.42
2:B:2882:U:O3'	7:G:263:SER:HB3	2.18	0.42
2:B:2883:U:O2'	2:B:2884:C:H5'	2.20	0.42
2:B:2934:A:H2'	2:B:2935:U:C4'	2.50	0.42
2:B:3029:A:O5'	2:B:3029:A:C8	2.70	0.42
2:B:3109:G:O2'	2:B:3110:C:H5'	2.19	0.42
2:B:3113:A:H8	2:B:3119:U:H3	1.65	0.42
7:G:261:MET:HA	20:T:64:PHE:O	2.20	0.42
7:G:310:GLY:HA2	7:G:315:GLY:O	2.19	0.42
7:G:313:HIS:O	7:G:333:LYS:HE3	2.20	0.42
8:H:198:ARG:NH1	30:DA:12:ARG:HH21	2.09	0.42
8:H:219:LEU:CD1	8:H:227:THR:HG22	2.49	0.42
10:J:54:TYR:HA	10:J:65:ILE:HG22	2.01	0.42
11:K:88:ARG:HH12	11:K:103:LEU:HD13	1.85	0.42
11:K:129:LEU:CD2	11:K:130:ILE:HG23	2.45	0.42
11:K:170:GLU:CD	11:K:179:LEU:HA	2.39	0.42
11:K:170:GLU:OE1	11:K:170:GLU:HA	2.18	0.42
12:L:228:GLU:C	12:L:230:LYS:N	2.71	0.42
13:M:137:SER:HB3	13:M:143:GLU:HB3	2.00	0.42
14:N:73:ASN:HA	14:N:76:MET:SD	2.59	0.42
17:Q:115:ARG:NH1	17:Q:145:PHE:HB2	2.35	0.42
18:R:113:THR:HG22	18:R:115:PHE:N	2.27	0.42
20:T:57:PHE:HE2	20:T:72:HIS:HA	1.79	0.42
24:X:12:ARG:NH1	24:X:21:GLU:HA	2.35	0.42
27:AA:19:VAL:HA	27:AA:36:ILE:HB	2.00	0.42
31:EA:22:LYS:O	31:EA:45:GLY:HA3	2.18	0.42
32:FA:60:TYR:CB	32:FA:63:LYS:HD2	2.49	0.42
35:IA:29:ALA:HB1	35:IA:60:TRP:CE2	2.54	0.42
48:VA:42:ARG:HH12	48:VA:51:VAL:HB	1.79	0.42
49:WA:16:HIS:CE1	49:WA:43:ILE:HB	2.54	0.42
50:XA:50:VAL:HG22	67:OB:109:LEU:HD22	2.02	0.42
52:ZA:37:PRO:HD3	52:ZA:46:LYS:HD2	2.01	0.42
59:GB:47:PHE:O	59:GB:51:LYS:HG3	2.19	0.42
65:MB:18:ARG:HB3	68:PB:95:GLY:HA3	2.02	0.42
65:MB:32:ASP:CA	65:MB:35:LYS:HB2	2.49	0.42
68:PB:12:GLN:HG3	68:PB:15:LEU:HD13	2.00	0.42

Continued on next page...

Continued from previous page...

Atom-1	Atom-2	Interatomic distance (Å)	Clash overlap (Å)
71:SB:71:ARG:HH22	72:TB:23:ARG:HG2	1.85	0.42
73:UB:86:PHE:O	73:UB:124:VAL:HG23	2.19	0.42
82:DC:277:ILE:C	82:DC:280:PRO:HD2	2.39	0.42
82:DC:632:LYS:HB3	82:DC:648:ASP:CB	2.28	0.42
82:DC:724:ILE:O	82:DC:804:LEU:HB2	2.20	0.42
1:A:16:G:H2'	1:A:17:C:N1	2.35	0.42
1:A:325:G:H2'	1:A:326:G:H8	1.85	0.42
1:A:1136:U:H5'	73:UB:62:LYS:NZ	2.35	0.42
1:A:1166:A:H4'	1:A:1587:A:H4'	2.02	0.42
1:A:1634:C:O2'	1:A:1635:A:H5'	2.19	0.42
1:A:1683:C:O2'	1:A:1684:U:O5'	2.34	0.42
2:B:40:A:H2'	2:B:2410:U:H5	1.84	0.42
2:B:99:A:OP2	19:S:195:ASN:ND2	2.53	0.42
2:B:181:U:C2	2:B:182:U:H1'	2.55	0.42
2:B:559:A:H2'	2:B:560:G:O4'	2.20	0.42
2:B:665:A:C5'	19:S:199:LEU:HD21	2.40	0.42
2:B:874:U:P	7:G:241:LYS:HE3	2.59	0.42
2:B:934:G:H2'	2:B:935:U:C6	2.55	0.42
2:B:1377:G:H5'	2:B:1408:G:O2'	2.20	0.42
2:B:1430:U:H5	32:FA:3:SER:HB2	1.84	0.42
2:B:1547:G:OP1	19:S:104:GLU:HG3	2.20	0.42
2:B:2342:U:H2'	2:B:2343:C:C5	2.53	0.42
2:B:2403:G:H5''	2:B:2871:G:H5'	2.01	0.42
2:B:2529:A:H2'	2:B:2530:G:C8	2.54	0.42
2:B:2541:U:C1'	2:B:2542:U:O5'	2.68	0.42
2:B:2549:G:H3'	2:B:2550:U:O2	2.19	0.42
2:B:2581:U:O5'	2:B:2581:U:H6	2.01	0.42
2:B:3328:G:N2	2:B:3379:C:H1'	2.34	0.42
3:C:122:U:H3	3:C:131:A:H61	1.66	0.42
5:E:113:SER:HA	5:E:139:SER:CA	2.50	0.42
5:E:120:VAL:CG1	5:E:124:LEU:HD23	2.49	0.42
6:F:150:LEU:HB3	6:F:151:PRO:CD	2.50	0.42
7:G:332:ARG:H	7:G:332:ARG:HD3	1.84	0.42
7:G:373:PRO:O	7:G:376:LYS:HB3	2.19	0.42
8:H:119:ARG:HD2	8:H:271:LYS:HD3	2.00	0.42
8:H:222:VAL:HA	8:H:223:PRO:HD3	1.78	0.42
8:H:244:LEU:H	8:H:244:LEU:CD2	2.16	0.42
10:J:55:LEU:HB2	10:J:64:LEU:O	2.19	0.42
10:J:81:ALA:O	10:J:84:VAL:HB	2.19	0.42
11:K:90:LYS:HA	11:K:220:PHE:HE1	1.84	0.42
11:K:153:PHE:HB2	11:K:203:TRP:HB3	2.02	0.42

Continued on next page...

Continued from previous page...

Atom-1	Atom-2	Interatomic distance (Å)	Clash overlap (Å)
14:N:36:LEU:HD11	14:N:69:ARG:HD3	2.02	0.42
14:N:49:CYS:HG	14:N:173:PHE:HE1	1.66	0.42
15:O:96:PHE:CD1	15:O:102:PHE:HB3	2.54	0.42
15:O:161:SER:O	15:O:165:GLN:HG3	2.19	0.42
17:Q:17:HIS:HB2	17:Q:21:ARG:HH12	1.85	0.42
17:Q:115:ARG:NH1	17:Q:145:PHE:CB	2.82	0.42
18:R:20:VAL:CG2	18:R:68:LEU:HB2	2.49	0.42
19:S:27:VAL:HG22	19:S:31:ARG:HH21	1.85	0.42
19:S:58:GLY:HA2	19:S:136:ASP:OD1	2.19	0.42
20:T:108:ILE:HD13	20:T:117:ARG:NH1	2.34	0.42
21:U:126:ARG:HA	21:U:140:GLU:CB	2.50	0.42
22:V:62:VAL:HG13	22:V:66:ARG:HG2	2.01	0.42
22:V:72:LYS:HB3	22:V:72:LYS:NZ	2.34	0.42
31:EA:134:LEU:HD12	31:EA:136:PHE:CD1	2.55	0.42
34:HA:58:TYR:HA	34:HA:61:MET:HE2	2.01	0.42
35:IA:33:VAL:O	35:IA:33:VAL:HG13	2.18	0.42
38:LA:22:VAL:HG12	38:LA:30:LEU:HD11	2.01	0.42
40:NA:79:SER:OG	40:NA:81:THR:HG22	2.19	0.42
46:TA:68:VAL:HB	46:TA:85:LEU:CB	2.36	0.42
48:VA:65:GLY:HA2	48:VA:73:PHE:CG	2.54	0.42
49:WA:61:PHE:HB3	49:WA:92:TRP:CD2	2.55	0.42
50:XA:38:PHE:O	50:XA:39:ASN:HB3	2.19	0.42
53:AB:5:ILE:HG21	53:AB:10:LYS:HE3	2.01	0.42
54:BB:106:LYS:HG3	54:BB:108:ARG:HD3	2.01	0.42
55:CB:77:TYR:HA	55:CB:83:ARG:CG	2.50	0.42
55:CB:123:VAL:HG21	75:WB:100:ILE:CD1	2.46	0.42
58:FB:85:PRO:CB	61:IB:12:ALA:HB2	2.34	0.42
59:GB:59:LEU:HB3	59:GB:69:ARG:HG3	2.01	0.42
65:MB:18:ARG:HB3	68:PB:95:GLY:CA	2.50	0.42
65:MB:92:SER:O	65:MB:107:ILE:HG12	2.19	0.42
67:OB:26:LEU:HG	67:OB:58:MET:CE	2.49	0.42
79:AC:21:CYS:C	79:AC:23:VAL:H	2.23	0.42
80:BC:20:LYS:HA	80:BC:20:LYS:CE	2.39	0.42
82:DC:225:PHE:HD1	82:DC:228:ARG:HD2	1.84	0.42
82:DC:329:PRO:O	82:DC:332:ASP:HB2	2.19	0.42
82:DC:488:VAL:HG12	82:DC:796:MET:H	1.84	0.42
82:DC:649:GLN:CD	82:DC:687:ASN:HB3	2.39	0.42
82:DC:655:TYR:HB2	82:DC:693:LEU:CD2	2.49	0.42
82:DC:826:HIS:CB	82:DC:828:MET:HG3	2.45	0.42
83:EC:6771:U:H1'	83:EC:6821:U:OP2	2.19	0.42
1:A:43:A:H4'	1:A:99:C:OP1	2.20	0.42

Continued on next page...

Continued from previous page...

Atom-1	Atom-2	Interatomic distance (Å)	Clash overlap (Å)
1:A:179:A:H2'	1:A:180:A:O4'	2.19	0.42
1:A:556:A:N3	1:A:590:C:H1'	2.35	0.42
1:A:1241:G:O2'	65:MB:78:THR:HA	2.19	0.42
1:A:1329:A:H3'	1:A:1330:G:H8	1.85	0.42
1:A:1555:A:O2'	65:MB:82:ASN:HB2	2.19	0.42
2:B:136:G:H2'	2:B:137:G:O4'	2.19	0.42
2:B:284:A:N6	2:B:2785:A:H1'	2.34	0.42
2:B:561:C:OP1	18:R:76:ALA:HA	2.20	0.42
2:B:724:U:O2'	2:B:725:G:H5'	2.20	0.42
2:B:729:C:O2'	22:V:79:LYS:HE3	2.20	0.42
2:B:1123:U:C4	2:B:1124:U:C5	3.07	0.42
2:B:1191:U:OP2	20:T:49:ARG:HB2	2.20	0.42
2:B:1505:C:N3	2:B:1515:A:H1'	2.35	0.42
2:B:1639:C:H5''	38:LA:52:GLN:O	2.20	0.42
2:B:1867:A:H2'	2:B:1868:G:C8	2.55	0.42
2:B:2157:G:O2'	6:F:156:LYS:HD2	2.19	0.42
2:B:2210:G:N1	2:B:2236:G:C4	2.88	0.42
2:B:2349:U:H1'	2:B:3307:A:O2'	2.20	0.42
2:B:2384:A:H62	20:T:85:ARG:HH22	1.68	0.42
2:B:2450:G:H21	2:B:2451:G:H1'	1.85	0.42
2:B:2781:U:O3'	17:Q:185:LYS:HE2	2.20	0.42
2:B:3035:A:H1'	13:M:121:LYS:C	2.40	0.42
2:B:3373:U:H2'	2:B:3374:U:C6	2.55	0.42
6:F:19:HIS:CB	6:F:191:LEU:HA	2.50	0.42
6:F:77:ILE:CD1	6:F:115:ASN:HD22	2.32	0.42
9:I:114:GLY:C	9:I:115:LEU:HD22	2.40	0.42
9:I:183:TRP:HB2	9:I:190:ILE:CD1	2.50	0.42
11:K:166:ASN:HA	11:K:169:ILE:CD1	2.49	0.42
12:L:36:ILE:HG22	12:L:37:GLY:N	2.35	0.42
12:L:40:VAL:O	12:L:42:PRO:HD3	2.20	0.42
14:N:11:TYR:O	14:N:13:LYS:HG3	2.18	0.42
17:Q:32:LYS:C	17:Q:32:LYS:HD3	2.40	0.42
17:Q:103:ASN:HB3	40:NA:20:MET:HE1	2.02	0.42
17:Q:126:PHE:HD2	39:MA:115:LYS:HB3	1.84	0.42
17:Q:128:ARG:HH11	39:MA:112:PRO:HG3	1.85	0.42
30:DA:45:ILE:HB	30:DA:46:LYS:H	1.63	0.42
30:DA:60:ARG:HG3	30:DA:103:LYS:CD	2.29	0.42
32:FA:148:ILE:CG2	32:FA:149:ALA:H	2.32	0.42
35:IA:101:ALA:O	35:IA:102:LYS:HB2	2.20	0.42
36:JA:32:TRP:CH2	36:JA:52:GLN:HG2	2.55	0.42
46:TA:98:LYS:HG2	46:TA:99:GLN:N	2.33	0.42

Continued on next page...

Continued from previous page...

Atom-1	Atom-2	Interatomic distance (Å)	Clash overlap (Å)
48:VA:100:ILE:HD12	48:VA:187:VAL:HG21	2.00	0.42
50:XA:199:PRO:C	50:XA:201:LEU:H	2.22	0.42
52:ZA:44:LEU:CD1	52:ZA:50:ILE:HD11	2.49	0.42
53:AB:138:VAL:HG13	53:AB:184:ILE:HD13	2.02	0.42
55:CB:30:PRO:HB2	55:CB:33:VAL:CG2	2.50	0.42
55:CB:113:ILE:HG23	55:CB:191:ALA:HB2	2.02	0.42
59:GB:109:LEU:HD12	59:GB:146:PHE:HB2	2.02	0.42
59:GB:116:LEU:O	59:GB:118:LEU:HD13	2.20	0.42
60:HB:19:GLY:O	60:HB:67:THR:HA	2.19	0.42
63:KB:64:ARG:HD3	63:KB:64:ARG:HA	1.90	0.42
65:MB:8:LYS:NZ	65:MB:8:LYS:HB3	2.35	0.42
66:NB:41:PRO:O	66:NB:42:GLU:CB	2.64	0.42
67:OB:26:LEU:HG	67:OB:58:MET:HE2	2.01	0.42
68:PB:40:ARG:HG2	68:PB:40:ARG:HH11	1.84	0.42
68:PB:126:ARG:HB3	68:PB:133:VAL:CB	2.45	0.42
70:RB:62:VAL:HG22	70:RB:85:ARG:HG3	2.02	0.42
82:DC:175:TYR:OH	82:DC:271:ARG:NH1	2.52	0.42
82:DC:662:SER:HA	82:DC:665:ALA:HB2	2.02	0.42
83:EC:6859:U:C2	83:EC:6871:A:H2	2.38	0.42
1:A:260:U:H5	58:FB:43:ILE:O	2.03	0.42
1:A:774:A:H2'	1:A:775:G:C5'	2.50	0.42
1:A:858:G:H5'	57:EB:116:ARG:HH21	1.83	0.42
1:A:961:U:H2'	1:A:962:C:C6	2.55	0.42
1:A:1474:G:H2'	1:A:1475:A:H8	1.84	0.42
1:A:1725:U:H2'	1:A:1726:G:C8	2.55	0.42
2:B:145:G:C5'	19:S:56:LYS:HA	2.48	0.42
2:B:399:A:H2'	2:B:400:G:H5'	2.01	0.42
2:B:444:U:H2'	2:B:445:G:C8	2.55	0.42
2:B:786:A:H3'	22:V:147:ARG:CG	2.48	0.42
2:B:898:U:H2'	2:B:899:U:O4'	2.20	0.42
2:B:944:C:H2'	2:B:945:C:H6	1.84	0.42
2:B:1103:A:H62	22:V:10:HIS:CD2	2.38	0.42
2:B:1400:G:H2'	2:B:1401:A:O4'	2.20	0.42
2:B:1452:A:H1'	2:B:2346:C:O2'	2.20	0.42
2:B:1593:A:H2'	2:B:1594:A:O4'	2.19	0.42
2:B:1860:G:H2'	2:B:1861:G:O4'	2.20	0.42
2:B:2370:G:H2'	2:B:2371:G:O4'	2.19	0.42
2:B:2746:A:H61	9:I:32:GLN:HE22	1.68	0.42
2:B:2961:G:N7	6:F:216:HIS:HE1	2.18	0.42
3:C:58:G:H1'	3:C:59:A:H2	1.85	0.42
5:E:112:ALA:HB2	5:E:135:PRO:CB	2.44	0.42

Continued on next page...

Continued from previous page...

Atom-1	Atom-2	Interatomic distance (Å)	Clash overlap (Å)
6:F:19:HIS:HB2	6:F:191:LEU:C	2.40	0.42
6:F:22:LEU:HD13	6:F:52:SER:HB3	2.01	0.42
6:F:181:LYS:HG2	6:F:183:GLY:H	1.83	0.42
6:F:230:VAL:HG23	6:F:233:GLN:H	1.84	0.42
7:G:85:VAL:HA	7:G:202:THR:HA	2.02	0.42
7:G:94:GLU:HG2	7:G:156:SER:CB	2.49	0.42
8:H:84:ARG:O	8:H:87:GLN:HB3	2.19	0.42
8:H:112:LYS:HE3	8:H:113:VAL:N	2.34	0.42
8:H:156:LEU:HD13	8:H:251:THR:HG22	2.02	0.42
8:H:353:ALA:O	8:H:357:GLU:HB2	2.20	0.42
9:I:276:LYS:HD2	9:I:276:LYS:H	1.84	0.42
19:S:101:THR:O	19:S:105:ARG:HG3	2.19	0.42
20:T:35:VAL:HB	20:T:104:VAL:CG1	2.32	0.42
20:T:142:SER:HB2	20:T:147:TRP:CE3	2.55	0.42
23:W:168:ALA:O	23:W:172:ARG:HG3	2.20	0.42
31:EA:104:PRO:HA	31:EA:107:ARG:HG3	2.02	0.42
32:FA:47:LYS:O	32:FA:48:TYR:CB	2.68	0.42
35:IA:27:LYS:C	35:IA:30:PRO:HD2	2.40	0.42
36:JA:43:ARG:HG2	36:JA:43:ARG:HH11	1.84	0.42
38:LA:19:LYS:HE2	38:LA:35:VAL:HB	2.02	0.42
46:TA:38:GLN:HA	46:TA:41:ARG:NH1	2.35	0.42
48:VA:45:LEU:HD13	48:VA:49:ALA:HB3	2.02	0.42
52:ZA:141:ARG:HE	52:ZA:151:PRO:HB2	1.85	0.42
54:BB:15:PRO:O	54:BB:18:TRP:HB2	2.20	0.42
55:CB:87:CYS:SG	55:CB:88:PRO:HD2	2.60	0.42
55:CB:92:ARG:HH21	55:CB:168:VAL:HG12	1.85	0.42
57:EB:96:ARG:O	57:EB:98:ILE:HG13	2.20	0.42
59:GB:27:GLU:HA	59:GB:30:LEU:HG	2.02	0.42
60:HB:54:TYR:HB3	60:HB:72:GLY:CA	2.48	0.42
66:NB:116:LEU:CB	66:NB:117:LEU:HD22	2.50	0.42
70:RB:58:LEU:HD12	70:RB:88:LYS:HD2	2.01	0.42
71:SB:28:ASP:C	71:SB:30:ALA:H	2.23	0.42
82:DC:110:ASP:HB3	82:DC:537:HIS:CB	2.49	0.42
82:DC:355:GLN:O	82:DC:479:LYS:HB2	2.19	0.42
82:DC:544:ASP:O	82:DC:548:ASP:HB2	2.20	0.42
1:A:81:G:H2'	1:A:82:U:C6	2.55	0.42
1:A:130:C:H1'	1:A:177:U:OP1	2.20	0.42
1:A:252:U:H5''	54:BB:132:GLY:C	2.40	0.42
1:A:1371:A:H1'	1:A:1373:C:OP2	2.20	0.42
2:B:225:C:O4'	30:DA:102:SER:HB3	2.20	0.42
2:B:271:C:H3'	2:B:272:G:C8	2.55	0.42

Continued on next page...

Continued from previous page...

Atom-1	Atom-2	Interatomic distance (Å)	Clash overlap (Å)
2:B:389:A:C3'	2:B:390:G:H5''	2.48	0.42
2:B:406:G:N2	3:C:16:G:H1'	2.35	0.42
2:B:509:U:H1'	37:KA:42:GLN:OE1	2.20	0.42
2:B:676:G:OP2	8:H:275:THR:HG21	2.20	0.42
2:B:909:G:N7	2:B:925:A:H2	2.18	0.42
2:B:1123:U:O2'	2:B:1124:U:H5'	2.20	0.42
2:B:1158:A:O2'	2:B:1159:A:H4'	2.19	0.42
2:B:1556:C:H2'	2:B:2169:G:C6	2.54	0.42
2:B:2174:G:H8	2:B:2174:G:OP1	2.03	0.42
2:B:2176:U:H5''	6:F:54:ARG:HH12	1.85	0.42
2:B:2319:U:H2'	2:B:2320:A:C8	2.54	0.42
2:B:2356:A:OP1	21:U:140:GLU:HG3	2.19	0.42
2:B:2685:C:H2'	2:B:2686:A:C8	2.55	0.42
2:B:3135:U:H3'	2:B:3136:G:H8	1.85	0.42
2:B:3172:A:H1'	20:T:101:ARG:NH2	2.35	0.42
2:B:3322:A:H2'	2:B:3323:A:H8	1.85	0.42
2:B:3355:U:H3'	2:B:3356:G:H5''	2.02	0.42
2:B:3380:U:H5'	7:G:316:GLU:OE1	2.20	0.42
4:D:3:U:H5'	4:D:24:A:H2	1.83	0.42
4:D:6:C:O2	9:I:72:ASP:HB2	2.20	0.42
6:F:68:LYS:HE3	6:F:69:TYR:O	2.20	0.42
9:I:276:LYS:HD2	9:I:276:LYS:N	2.34	0.42
10:J:164:SER:HB2	37:KA:6:ARG:H	1.83	0.42
11:K:88:ARG:O	11:K:112:ASN:HA	2.18	0.42
11:K:145:ARG:HB3	11:K:145:ARG:CZ	2.49	0.42
12:L:98:ARG:HH11	12:L:98:ARG:CB	2.33	0.42
14:N:12:GLN:HA	14:N:59:GLN:OE1	2.20	0.42
14:N:31:ILE:HG13	14:N:69:ARG:HH21	1.84	0.42
18:R:99:TRP:O	18:R:103:ILE:HD13	2.20	0.42
19:S:15:GLN:HE22	40:NA:53:TYR:HD2	1.68	0.42
20:T:37:ARG:NH1	20:T:157:GLU:OE1	2.52	0.42
27:AA:101:VAL:HB	27:AA:109:MET:HE2	2.02	0.42
28:BA:23:ARG:HB3	28:BA:25:ASP:OD2	2.20	0.42
35:IA:32:ALA:O	35:IA:36:ILE:HG13	2.19	0.42
36:JA:98:HIS:CA	36:JA:125:ARG:HH12	2.26	0.42
39:MA:106:LYS:O	39:MA:109:ILE:HG22	2.20	0.42
44:RA:82:LEU:O	44:RA:82:LEU:HD13	2.20	0.42
46:TA:73:GLU:HG2	46:TA:80:ARG:CB	2.50	0.42
46:TA:73:GLU:HG2	46:TA:80:ARG:HG2	2.02	0.42
47:UA:35:ALA:O	47:UA:37:TYR:N	2.44	0.42
47:UA:51:ALA:H	47:UA:54:ILE:HB	1.85	0.42

Continued on next page...

Continued from previous page...

Atom-1	Atom-2	Interatomic distance (Å)	Clash overlap (Å)
49:WA:155:ARG:HG3	49:WA:202:LEU:HG	2.02	0.42
49:WA:155:ARG:HB2	49:WA:170:ILE:HD11	2.02	0.42
50:XA:140:ASN:OD1	71:SB:29:HIS:HA	2.20	0.42
52:ZA:126:ARG:HA	52:ZA:129:ILE:HD12	2.02	0.42
55:CB:124:LEU:C	55:CB:126:ASP:H	2.24	0.42
57:EB:20:VAL:HG22	57:EB:85:PHE:CD1	2.54	0.42
57:EB:28:GLU:O	57:EB:28:GLU:HG2	2.19	0.42
57:EB:91:ILE:HD11	57:EB:129:LEU:CA	2.48	0.42
59:GB:171:ARG:HA	59:GB:171:ARG:HE	1.85	0.42
61:IB:77:SER:O	61:IB:84:ILE:HB	2.20	0.42
63:KB:33:VAL:O	63:KB:37:ILE:HG13	2.20	0.42
63:KB:94:LYS:O	63:KB:98:VAL:HG23	2.20	0.42
66:NB:35:PRO:CG	69:QB:8:ASP:HA	2.50	0.42
71:SB:51:VAL:HG11	71:SB:78:LEU:HD11	2.01	0.42
71:SB:55:LEU:HD11	71:SB:69:LEU:HD11	2.02	0.42
73:UB:16:ARG:O	73:UB:20:ARG:HG3	2.19	0.42
77:YB:21:LEU:HD22	77:YB:26:GLN:CD	2.40	0.42
82:DC:16:VAL:HG23	82:DC:346:VAL:HG22	2.02	0.42
82:DC:483:PHE:CE1	82:DC:517:CYS:HB2	2.55	0.42
82:DC:567:VAL:HG23	82:DC:592:PRO:HB3	2.00	0.42
82:DC:724:ILE:HG12	82:DC:815:ALA:HA	2.01	0.42
1:A:91:G:H2'	1:A:92:A:C8	2.55	0.41
1:A:788:A:OP2	54:BB:106:LYS:HE2	2.19	0.41
1:A:1370:U:H4'	1:A:1371:A:H5''	2.02	0.41
1:A:1500:C:H5''	69:QB:102:ARG:HD3	2.00	0.41
2:B:18:G:H2'	2:B:19:U:C6	2.55	0.41
2:B:58:G:H2'	2:B:59:G:C8	2.54	0.41
2:B:96:G:P	32:FA:34:MET:HB2	2.60	0.41
2:B:155:G:H5''	2:B:156:G:C8	2.55	0.41
2:B:209:A:H2'	8:H:162:THR:HB	2.02	0.41
2:B:822:G:O2'	2:B:823:C:H5'	2.20	0.41
2:B:1135:A:OP2	33:GA:5:LYS:HG3	2.19	0.41
2:B:1321:G:H1'	24:X:111:ALA:O	2.20	0.41
2:B:1479:U:H3'	2:B:1480:G:C8	2.55	0.41
2:B:1526:U:OP2	2:B:1526:U:H6	2.03	0.41
2:B:1729:A:C3'	2:B:1730:G:H5'	2.50	0.41
2:B:1899:G:H22	2:B:2335:G:H4'	1.85	0.41
2:B:1908:A:C2	2:B:2336:U:H5'	2.54	0.41
2:B:2372:A:H5'	2:B:2373:A:C8	2.55	0.41
2:B:2372:A:H3'	2:B:2373:A:C5'	2.50	0.41
2:B:2632:G:H5'	2:B:2698:G:H1'	2.02	0.41

Continued on next page...

Continued from previous page...

Atom-1	Atom-2	Interatomic distance (Å)	Clash overlap (Å)
2:B:2677:G:H2'	2:B:2677:G:N3	2.35	0.41
2:B:2795:U:H5'	2:B:2796:G:H5'	2.02	0.41
2:B:2853:A:H4'	14:N:64:ALA:CA	2.49	0.41
2:B:3108:G:H2'	2:B:3109:G:O4'	2.20	0.41
2:B:3127:A:H3'	2:B:3128:G:C8	2.55	0.41
2:B:3180:A:C2	20:T:164:SER:HA	2.54	0.41
2:B:3229:G:N2	18:R:128:ARG:HH22	2.17	0.41
3:C:75:G:H1'	43:QA:26:TRP:HB2	2.02	0.41
4:D:4:U:H5''	4:D:26:C:H4'	2.01	0.41
7:G:187:SER:HB3	7:G:190:GLU:OE1	2.20	0.41
7:G:238:LEU:HB3	7:G:242:THR:HG21	2.00	0.41
7:G:260:VAL:HG11	7:G:266:ARG:HH12	1.82	0.41
9:I:40:HIS:CD2	25:Y:69:LYS:H	2.37	0.41
9:I:253:PHE:CZ	9:I:255:PRO:HB3	2.55	0.41
12:L:157:VAL:HG12	12:L:159:PRO:HD2	2.02	0.41
13:M:103:ILE:HG21	13:M:110:LYS:HZ2	1.82	0.41
16:P:94:LYS:HD3	16:P:99:LYS:HG2	2.02	0.41
16:P:129:THR:C	16:P:131:GLU:H	2.22	0.41
18:R:68:LEU:CD1	18:R:94:TRP:HB2	2.43	0.41
18:R:103:ILE:HG22	18:R:104:ALA:N	2.35	0.41
19:S:142:ILE:CD1	19:S:142:ILE:N	2.82	0.41
24:X:43:TYR:O	24:X:47:LYS:HD2	2.19	0.41
24:X:45:LEU:HD23	24:X:45:LEU:O	2.20	0.41
30:DA:28:ARG:NH1	30:DA:29:VAL:HG22	2.35	0.41
31:EA:3:LYS:C	31:EA:5:LEU:H	2.23	0.41
35:IA:37:LYS:HA	35:IA:49:VAL:HG11	2.02	0.41
39:MA:9:LEU:O	39:MA:17:LEU:HD21	2.19	0.41
39:MA:75:TYR:HB3	39:MA:76:GLN:H	1.67	0.41
41:OA:17:THR:O	41:OA:25:ARG:HA	2.20	0.41
42:PA:6:THR:HA	42:PA:54:LEU:HD13	2.02	0.41
42:PA:11:PHE:HA	42:PA:14:LEU:HD12	2.01	0.41
46:TA:28:TYR:CB	46:TA:69:VAL:HG11	2.50	0.41
48:VA:26:PHE:CD1	48:VA:187:VAL:HG11	2.50	0.41
48:VA:33:VAL:HG21	48:VA:38:MET:HB2	2.02	0.41
48:VA:89:THR:HG21	48:VA:96:ILE:CD1	2.46	0.41
50:XA:93:THR:CG2	50:XA:181:VAL:HG21	2.50	0.41
50:XA:163:ASN:HB3	50:XA:169:SER:OG	2.20	0.41
52:ZA:138:PRO:HG2	52:ZA:222:TYR:CE2	2.55	0.41
56:DB:30:LYS:O	56:DB:102:VAL:HG23	2.20	0.41
60:HB:1:MET:HE3	60:HB:41:TYR:CD2	2.55	0.41
61:IB:110:HIS:HD2	61:IB:131:ILE:HG21	1.80	0.41

Continued on next page...

Continued from previous page...

Atom-1	Atom-2	Interatomic distance (Å)	Clash overlap (Å)
63:KB:21:ASN:O	63:KB:22:ALA:HB3	2.19	0.41
65:MB:21:ASP:O	65:MB:25:LEU:HG	2.19	0.41
66:NB:109:PHE:CG	66:NB:116:LEU:HG	2.55	0.41
67:OB:27:ASP:HB3	67:OB:30:THR:HG22	2.02	0.41
68:PB:45:LEU:HD22	68:PB:85:PHE:CE2	2.54	0.41
71:SB:81:ASN:HB3	71:SB:82:VAL:H	1.70	0.41
73:UB:121:ARG:HG3	73:UB:122:PHE:CE2	2.55	0.41
82:DC:171:LYS:HG2	82:DC:278:LEU:CB	2.50	0.41
82:DC:287:ALA:HA	82:DC:292:LYS:HD2	2.01	0.41
82:DC:406:LYS:O	82:DC:431:ILE:HD12	2.20	0.41
82:DC:418:TYR:HB2	82:DC:424:ASP:O	2.20	0.41
83:EC:6768:U:O2'	83:EC:6769:A:H5'	2.19	0.41
83:EC:6857:C:O2'	83:EC:6858:A:H5'	2.20	0.41
83:EC:6918:A:HO2'	83:EC:6919:G:H8	1.65	0.41
83:EC:6943:A:H3'	83:EC:6944:U:H5'	2.02	0.41
1:A:16:G:O3'	1:A:1109:G:H5'	2.20	0.41
1:A:92:A:H8	1:A:92:A:O5'	2.02	0.41
1:A:206:A:H2'	1:A:207:U:H5'	2.01	0.41
1:A:416:A:H5'	1:A:417:A:N7	2.35	0.41
1:A:449:C:H5''	54:BB:30:ARG:CB	2.49	0.41
1:A:598:U:H2'	1:A:599:A:C8	2.55	0.41
1:A:810:G:N3	57:EB:111:LYS:HG3	2.35	0.41
1:A:1319:A:H3'	1:A:1320:U:C5'	2.42	0.41
1:A:1749:A:C2'	1:A:1750:A:H5''	2.46	0.41
2:B:5:G:H2'	2:B:6:A:C5'	2.50	0.41
2:B:382:U:C4'	21:U:100:ALA:HB1	2.35	0.41
2:B:502:U:H6	2:B:502:U:O5'	2.03	0.41
2:B:508:U:H2'	2:B:509:U:C6	2.55	0.41
2:B:812:G:H2'	2:B:813:G:C8	2.54	0.41
2:B:1017:C:H2'	2:B:1017:C:O2	2.20	0.41
2:B:1544:G:O2'	2:B:2168:A:H1'	2.21	0.41
2:B:1605:A:H1'	2:B:1607:U:OP1	2.20	0.41
2:B:1887:A:H2'	2:B:1888:U:H5'	2.01	0.41
2:B:1922:A:H62	2:B:1929:G:N2	2.17	0.41
2:B:1938:U:O2'	2:B:1939:G:H5'	2.20	0.41
2:B:2242:A:H4'	2:B:2244:A:H5'	2.02	0.41
2:B:2621:G:H2'	2:B:2622:C:H5'	2.02	0.41
2:B:2934:A:H2'	2:B:2935:U:H4'	2.01	0.41
2:B:2967:A:O3'	6:F:206:PRO:HG2	2.20	0.41
3:C:55:U:H3	3:C:62:C:N4	2.18	0.41
5:E:25:LYS:NZ	5:E:30:GLU:HB3	2.35	0.41

Continued on next page...

Continued from previous page...

Atom-1	Atom-2	Interatomic distance (Å)	Clash overlap (Å)
5:E:179:LEU:O	5:E:183:ILE:HG13	2.20	0.41
6:F:6:ARG:HB3	6:F:10:LYS:CE	2.41	0.41
6:F:117:GLU:HG3	6:F:119:LYS:O	2.19	0.41
6:F:202:VAL:HG13	6:F:218:HIS:H	1.86	0.41
8:H:285:ASP:O	8:H:289:ILE:HG13	2.20	0.41
9:I:113:LEU:HD23	9:I:115:LEU:HD23	2.02	0.41
9:I:155:THR:CB	9:I:179:ARG:HA	2.48	0.41
12:L:97:TYR:O	12:L:132:VAL:HG12	2.20	0.41
14:N:117:GLY:O	14:N:119:TRP:N	2.53	0.41
20:T:35:VAL:HG12	20:T:36:VAL:H	1.85	0.41
24:X:74:ASN:HB3	24:X:129:ILE:HG23	2.03	0.41
29:CA:91:ASN:N	29:CA:94:GLN:OE1	2.50	0.41
30:DA:3:LYS:HG3	30:DA:8:VAL:CG1	2.50	0.41
34:HA:78:GLY:HA2	34:HA:81:VAL:CG2	2.44	0.41
41:OA:24:ARG:HG3	41:OA:36:SER:OG	2.20	0.41
46:TA:7:THR:HB	46:TA:22:GLN:HG3	2.01	0.41
46:TA:58:PHE:HE2	46:TA:61:LYS:HD3	1.86	0.41
47:UA:59:CYS:C	47:UA:61:LYS:H	2.22	0.41
49:WA:123:ILE:HG22	49:WA:133:VAL:HG22	2.02	0.41
49:WA:170:ILE:HD13	49:WA:211:ILE:CD1	2.45	0.41
49:WA:240:VAL:CG1	49:WA:254:ALA:HB1	2.47	0.41
52:ZA:35:TRP:CE3	52:ZA:37:PRO:HD3	2.55	0.41
55:CB:129:PRO:HG2	55:CB:130:ILE:H	1.84	0.41
63:KB:37:ILE:CG2	63:KB:71:ILE:HG23	2.50	0.41
63:KB:91:LEU:HD22	63:KB:122:ILE:HG13	2.02	0.41
69:QB:34:VAL:O	69:QB:35:ASP:OD1	2.38	0.41
78:ZB:65:ARG:O	78:ZB:66:LEU:HG	2.20	0.41
1:A:320:U:O2'	1:A:321:C:C6	2.70	0.41
1:A:443:C:H2'	1:A:444:C:O4'	2.20	0.41
1:A:568:G:O2'	1:A:569:C:H5'	2.19	0.41
1:A:1330:G:H2'	1:A:1331:A:O4'	2.20	0.41
1:A:1524:A:H4'	69:QB:93:HIS:CG	2.55	0.41
1:A:1669:U:H2'	1:A:1670:G:O4'	2.20	0.41
1:A:1671:A:N6	1:A:1730:A:O2'	2.53	0.41
1:A:1784:C:H6	1:A:1784:C:O5'	2.04	0.41
2:B:87:U:OP1	22:V:167:SER:HB3	2.20	0.41
2:B:282:G:N2	19:S:178:HIS:O	2.53	0.41
2:B:351:A:N6	43:QA:38:ASN:HA	2.35	0.41
2:B:562:C:H5''	24:X:71:LYS:HG3	2.01	0.41
2:B:675:C:H2'	2:B:676:G:O4'	2.20	0.41
2:B:741:U:O2'	22:V:73:GLN:HB3	2.20	0.41

Continued on next page...

Continued from previous page...

Atom-1	Atom-2	Interatomic distance (Å)	Clash overlap (Å)
2:B:884:A:OP2	2:B:2139:A:N6	2.53	0.41
2:B:911:C:N4	6:F:3:ARG:HD3	2.36	0.41
2:B:1552:G:H5'	2:B:2171:G:H5''	2.02	0.41
2:B:1652:G:H2'	2:B:1653:G:O4'	2.20	0.41
2:B:1710:C:H5'	31:EA:79:HIS:NE2	2.34	0.41
2:B:1813:A:H2'	2:B:1814:A:H5'	2.02	0.41
2:B:1913:A:N6	2:B:2120:A:C2	2.89	0.41
2:B:1915:A:O3'	23:W:84:THR:HB	2.20	0.41
2:B:2118:C:H2'	2:B:2119:A:H5'	2.01	0.41
2:B:2131:A:C2'	2:B:2132:C:H5'	2.50	0.41
2:B:2162:U:O2'	2:B:2163:C:H5'	2.20	0.41
2:B:2467:G:O6	5:E:105:LYS:HG2	2.19	0.41
2:B:2637:A:H2'	2:B:2638:C:H5'	2.01	0.41
2:B:3028:G:H5''	82:DC:28:VAL:HG11	2.02	0.41
2:B:3049:A:O4'	7:G:53:MET:HB2	2.19	0.41
2:B:3200:G:C2'	2:B:3201:C:H5'	2.50	0.41
3:C:113:U:H5''	43:QA:7:PHE:HB2	2.02	0.41
4:D:70:U:H2'	4:D:71:G:O4'	2.20	0.41
6:F:142:ASP:O	6:F:143:GLU:HB2	2.19	0.41
7:G:133:TYR:HD1	7:G:136:LYS:HE3	1.86	0.41
7:G:160:VAL:O	7:G:180:GLU:HA	2.20	0.41
7:G:198:HIS:HA	7:G:201:LYS:CB	2.47	0.41
7:G:261:MET:HG2	20:T:64:PHE:CA	2.43	0.41
8:H:209:TYR:HD2	8:H:211:GLU:H	1.67	0.41
9:I:24:ARG:HB3	9:I:24:ARG:HH11	1.84	0.41
9:I:125:VAL:CG2	9:I:199:ILE:HG21	2.49	0.41
12:L:97:TYR:HB3	12:L:132:VAL:N	2.35	0.41
13:M:189:GLU:HG3	13:M:190:ASP:H	1.85	0.41
14:N:72:ALA:O	14:N:76:MET:HG2	2.20	0.41
14:N:139:ARG:HD2	14:N:173:PHE:CE2	2.54	0.41
15:O:80:LEU:O	15:O:80:LEU:HD23	2.21	0.41
18:R:21:VAL:HB	18:R:63:VAL:CG2	2.50	0.41
18:R:85:TRP:NE1	18:R:91:CYS:HB2	2.35	0.41
19:S:48:ALA:O	19:S:52:GLY:N	2.53	0.41
22:V:125:ASP:O	22:V:129:VAL:HG23	2.19	0.41
29:CA:49:LYS:O	29:CA:50:ALA:HB3	2.20	0.41
31:EA:9:LYS:NZ	31:EA:86:THR:HB	2.36	0.41
31:EA:14:VAL:HG11	38:LA:90:ILE:CD1	2.50	0.41
39:MA:45:LYS:HA	39:MA:48:ARG:HG2	2.02	0.41
40:NA:58:ILE:HG13	40:NA:59:ASP:H	1.80	0.41
46:TA:17:CYS:O	46:TA:18:ARG:HB2	2.20	0.41

Continued on next page...

Continued from previous page...

Atom-1	Atom-2	Interatomic distance (Å)	Clash overlap (Å)
48:VA:104:ARG:H	48:VA:104:ARG:HG3	1.56	0.41
48:VA:154:SER:C	48:VA:156:VAL:H	2.23	0.41
49:WA:28:GLY:HA3	49:WA:76:ASP:HA	2.03	0.41
49:WA:238:ASP:HB2	49:WA:256:THR:HB	2.02	0.41
50:XA:77:SER:HA	50:XA:124:THR:HG23	2.02	0.41
54:BB:18:TRP:CB	54:BB:20:LEU:HG	2.50	0.41
54:BB:68:ARG:HB3	54:BB:76:VAL:HG11	2.02	0.41
54:BB:129:VAL:HG12	54:BB:156:VAL:HG22	2.01	0.41
61:IB:78:THR:HA	61:IB:84:ILE:CG2	2.49	0.41
65:MB:98:ASN:OD1	65:MB:100:LYS:HG3	2.20	0.41
68:PB:70:VAL:HA	68:PB:73:MET:CE	2.50	0.41
73:UB:86:PHE:N	73:UB:122:PHE:O	2.52	0.41
73:UB:117:ILE:HB	73:UB:120:VAL:HB	2.03	0.41
75:WB:71:ILE:HD12	75:WB:76:ALA:CA	2.48	0.41
82:DC:153:PRO:O	82:DC:202:VAL:HG13	2.20	0.41
82:DC:176:GLN:HA	82:DC:179:ALA:HB3	2.01	0.41
82:DC:402:ALA:HA	82:DC:450:ALA:HB2	2.02	0.41
82:DC:576:LEU:CD1	82:DC:587:TYR:HE1	2.27	0.41
83:EC:6891:G:N2	83:EC:6938:A:H62	2.18	0.41
1:A:251:A:H2'	1:A:252:U:H5'	2.03	0.41
1:A:840:U:HO2'	1:A:841:U:H6	1.68	0.41
1:A:881:A:C2'	1:A:882:U:H5'	2.51	0.41
1:A:1464:G:H5''	66:NB:141:SER:OG	2.20	0.41
1:A:1659:A:H2'	1:A:1660:A:C8	2.55	0.41
2:B:31:C:H2'	2:B:32:U:C6	2.55	0.41
2:B:360:G:H2'	2:B:361:A:N7	2.35	0.41
2:B:389:A:H5'	21:U:16:SER:O	2.21	0.41
2:B:570:A:H2'	2:B:571:U:O4'	2.20	0.41
2:B:603:A:C2'	2:B:604:G:H5'	2.51	0.41
2:B:938:C:H5''	2:B:962:A:C4	2.55	0.41
2:B:959:C:H2'	2:B:2801:A:N1	2.36	0.41
2:B:1164:G:H2'	2:B:1165:A:H8	1.84	0.41
2:B:1175:C:H2'	2:B:1176:C:H6	1.83	0.41
2:B:1263:A:H4'	2:B:1264:G:C8	2.36	0.41
2:B:1773:C:H6	2:B:1773:C:O5'	2.03	0.41
2:B:2170:U:O2'	2:B:2171:G:H5'	2.21	0.41
2:B:2350:C:H2'	2:B:2351:U:C6	2.56	0.41
2:B:2470:C:O2	2:B:2489:C:H5'	2.21	0.41
2:B:2524:A:H2	12:L:44:ARG:HG2	1.85	0.41
2:B:2875:U:C6	2:B:2945:G:O6	2.73	0.41
2:B:3013:U:H2'	2:B:3014:U:H6	1.85	0.41

Continued on next page...

Continued from previous page...

Atom-1	Atom-2	Interatomic distance (Å)	Clash overlap (Å)
2:B:3206:C:P	2:B:3207:U:H4'	2.60	0.41
2:B:3329:U:H5'	7:G:309:GLY:N	2.35	0.41
2:B:3334:U:O4'	2:B:3370:A:C2	2.73	0.41
3:C:75:G:N3	43:QA:26:TRP:CB	2.83	0.41
4:D:15:C:O2'	9:I:8:LYS:HB2	2.20	0.41
5:E:111:ILE:HD11	5:E:148:VAL:HA	2.01	0.41
6:F:8:GLN:OE1	6:F:232:GLY:HA2	2.21	0.41
6:F:249:SER:HA	6:F:253:GLN:NE2	2.34	0.41
7:G:295:ALA:HA	7:G:299:ASP:HB3	2.01	0.41
8:H:52:VAL:N	8:H:103:THR:HB	2.34	0.41
8:H:329:PRO:HD3	11:K:41:ARG:NH2	2.35	0.41
9:I:94:ASN:OD1	9:I:97:ALA:HB2	2.21	0.41
9:I:125:VAL:HG13	9:I:199:ILE:HD12	2.02	0.41
12:L:69:LEU:HD21	19:S:24:ARG:HH21	1.84	0.41
12:L:78:PHE:O	12:L:79:GLN:CB	2.68	0.41
12:L:91:PHE:HA	12:L:94:PHE:HB2	2.03	0.41
12:L:122:LYS:O	12:L:123:GLN:HB3	2.20	0.41
14:N:178:ARG:HB2	14:N:179:PRO:HD3	2.02	0.41
15:O:32:ARG:HG2	15:O:119:SER:O	2.20	0.41
18:R:37:GLU:OE1	18:R:74:ARG:HG3	2.21	0.41
18:R:79:ALA:O	18:R:83:LYS:HB2	2.20	0.41
20:T:34:VAL:HG21	20:T:112:TYR:CD1	2.55	0.41
20:T:58:LEU:HA	20:T:72:HIS:ND1	2.34	0.41
27:AA:45:ARG:HB3	27:AA:48:ARG:HB3	2.02	0.41
31:EA:6:LYS:HE2	31:EA:6:LYS:HA	2.02	0.41
32:FA:94:ALA:CB	32:FA:121:VAL:HG22	2.50	0.41
34:HA:31:VAL:O	34:HA:35:ARG:HD3	2.21	0.41
34:HA:41:LEU:O	34:HA:92:ILE:N	2.53	0.41
40:NA:61:ILE:O	40:NA:63:ASN:N	2.53	0.41
49:WA:83:ALA:HA	49:WA:89:LEU:HD23	2.01	0.41
50:XA:27:ARG:HB3	50:XA:28:ASN:H	1.66	0.41
50:XA:120:LEU:HD12	50:XA:121:VAL:H	1.85	0.41
50:XA:143:VAL:HB	50:XA:157:ASP:N	2.32	0.41
52:ZA:54:GLU:O	52:ZA:58:LEU:HG	2.20	0.41
54:BB:67:GLN:HB3	54:BB:69:HIS:NE2	2.35	0.41
55:CB:121:ILE:HD11	55:CB:198:LEU:CD1	2.51	0.41
56:DB:38:GLY:O	56:DB:45:PHE:HB2	2.20	0.41
57:EB:81:LEU:O	57:EB:81:LEU:HD23	2.20	0.41
59:GB:28:LEU:HD13	80:BC:40:TYR:HD2	1.86	0.41
60:HB:79:TYR:C	60:HB:81:ASN:H	2.24	0.41
60:HB:82:LEU:HB2	60:HB:86:ILE:CG2	2.37	0.41

Continued on next page...

Continued from previous page...

Atom-1	Atom-2	Interatomic distance (Å)	Clash overlap (Å)
63:KB:17:PRO:HG3	77:YB:28:PRO:HD3	2.02	0.41
66:NB:82:ARG:HG3	66:NB:82:ARG:HH11	1.85	0.41
71:SB:16:LYS:HG2	71:SB:23:ILE:HG12	2.01	0.41
72:TB:90:THR:HG21	72:TB:113:HIS:CD2	2.55	0.41
73:UB:76:LEU:HB2	73:UB:80:GLY:N	2.31	0.41
73:UB:76:LEU:HB2	73:UB:81:LYS:H	1.86	0.41
74:VB:7:ILE:HG22	74:VB:8:ARG:N	2.36	0.41
74:VB:21:LYS:HB2	74:VB:75:VAL:HG13	2.01	0.41
75:WB:62:VAL:N	75:WB:80:LEU:HD11	2.35	0.41
82:DC:436:LEU:HD23	82:DC:437:MET:N	2.36	0.41
82:DC:515:ASP:HB3	82:DC:518:VAL:CG1	2.50	0.41
83:EC:6910:A:O5'	83:EC:6910:A:C8	2.70	0.41
1:A:427:C:H5'	1:A:460:A:OP2	2.20	0.41
1:A:542:A:O2'	1:A:543:C:H2'	2.20	0.41
1:A:769:A:H2'	1:A:770:A:H8	1.83	0.41
1:A:1201:G:N2	1:A:1600:A:OP2	2.53	0.41
1:A:1219:A:N6	1:A:1265:G:H1'	2.35	0.41
1:A:1277:G:H21	53:AB:174:HIS:HE1	1.67	0.41
1:A:1279:C:H2'	1:A:1280:C:O4'	2.21	0.41
1:A:1301:U:OP1	52:ZA:88:LYS:HB2	2.20	0.41
1:A:1460:A:N7	83:EC:6915:G:H4'	2.35	0.41
1:A:1527:C:H5'	55:CB:106:LYS:CB	2.50	0.41
1:A:1701:A:C3'	1:A:1702:A:H5''	2.51	0.41
2:B:128:G:H2'	2:B:129:U:C6	2.56	0.41
2:B:721:G:H2'	2:B:721:G:N3	2.36	0.41
2:B:754:G:H2'	2:B:755:A:H8	1.85	0.41
2:B:1126:G:OP2	14:N:14:ASN:HA	2.21	0.41
2:B:1144:U:O2	2:B:1159:A:C8	2.73	0.41
2:B:1200:A:C5	2:B:2370:G:H5''	2.56	0.41
2:B:1440:G:O2'	2:B:1441:G:H5'	2.21	0.41
2:B:1485:G:H2'	2:B:1486:G:H8	1.81	0.41
2:B:1569:U:H5''	2:B:1570:U:H5	1.86	0.41
2:B:1587:A:O2'	2:B:1588:A:H5''	2.20	0.41
2:B:1709:C:C4'	31:EA:15:ARG:HH12	2.33	0.41
2:B:2198:A:N7	2:B:2270:A:C8	2.89	0.41
2:B:2274:U:H2'	2:B:2275:A:H8	1.86	0.41
2:B:2317:A:H2'	2:B:2318:U:H5'	2.02	0.41
2:B:2355:G:OP1	21:U:141:SER:HA	2.20	0.41
2:B:2358:A:H3'	2:B:2359:C:C6	2.55	0.41
2:B:2797:C:H3'	2:B:2798:C:H5'	2.02	0.41
2:B:2824:G:H2'	2:B:2825:C:C6	2.55	0.41

Continued on next page...

Continued from previous page...

Atom-1	Atom-2	Interatomic distance (Å)	Clash overlap (Å)
3:C:97:A:H2'	3:C:98:U:H5'	2.02	0.41
5:E:110:PHE:CD2	5:E:135:PRO:HG3	2.47	0.41
6:F:116:VAL:HG12	6:F:126:LEU:HB2	2.01	0.41
6:F:173:GLY:HA2	6:F:176:ASP:OD1	2.20	0.41
7:G:305:ILE:HG12	7:G:321:PHE:CZ	2.55	0.41
9:I:110:LEU:HB3	9:I:116:ASP:HA	2.03	0.41
10:J:69:PHE:HA	10:J:74:VAL:N	2.35	0.41
11:K:97:PRO:O	11:K:100:ARG:HB3	2.20	0.41
11:K:119:VAL:CG1	25:Y:135:PRO:HG3	2.50	0.41
12:L:184:ALA:O	12:L:188:THR:HG23	2.20	0.41
13:M:132:VAL:HG21	13:M:146:LEU:HB3	2.03	0.41
16:P:90:ARG:NH1	16:P:139:VAL:HG21	2.36	0.41
18:R:17:VAL:HG12	18:R:72:LEU:HB3	2.02	0.41
18:R:39:ILE:HG22	18:R:40:ASP:N	2.35	0.41
18:R:94:TRP:CE2	18:R:100:ALA:HB2	2.55	0.41
20:T:62:THR:H	20:T:70:PRO:HD3	1.83	0.41
20:T:74:ARG:HG3	20:T:146:GLY:CA	2.49	0.41
21:U:26:PHE:CZ	21:U:121:GLN:HG2	2.56	0.41
21:U:30:ARG:HB3	21:U:30:ARG:NH1	2.36	0.41
23:W:143:ILE:HA	23:W:146:LYS:HB3	2.03	0.41
24:X:11:GLY:HA2	24:X:57:GLU:O	2.21	0.41
26:Z:54:VAL:HG23	26:Z:54:VAL:O	2.20	0.41
28:BA:19:THR:HG22	28:BA:31:PHE:HD2	1.86	0.41
29:CA:63:ILE:HD11	29:CA:84:PHE:CD1	2.55	0.41
32:FA:26:ARG:O	32:FA:28:HIS:N	2.54	0.41
32:FA:27:LYS:HB3	32:FA:28:HIS:CE1	2.56	0.41
35:IA:102:LYS:C	35:IA:102:LYS:HD3	2.41	0.41
41:OA:31:LYS:O	41:OA:32:LYS:HB2	2.20	0.41
41:OA:63:ARG:HB3	41:OA:64:MET:H	1.60	0.41
42:PA:42:LYS:HE2	42:PA:55:VAL:HG21	2.03	0.41
49:WA:16:HIS:HD1	49:WA:43:ILE:HG13	1.86	0.41
49:WA:192:PHE:HB3	49:WA:223:TRP:CD2	2.55	0.41
51:YA:39:GLU:O	51:YA:40:ASN:C	2.59	0.41
52:ZA:138:PRO:HG2	52:ZA:222:TYR:CZ	2.55	0.41
53:AB:53:THR:HG21	53:AB:94:ARG:HG2	2.01	0.41
54:BB:122:LYS:CD	54:BB:164:LEU:HD21	2.50	0.41
55:CB:51:VAL:CG1	55:CB:134:VAL:HG21	2.50	0.41
57:EB:64:VAL:HA	57:EB:67:LEU:CD1	2.50	0.41
59:GB:100:LYS:O	59:GB:103:ASP:HB2	2.21	0.41
61:IB:75:VAL:HG21	61:IB:117:VAL:HG11	2.02	0.41
63:KB:66:ILE:HD12	63:KB:66:ILE:HA	1.97	0.41

Continued on next page...

Continued from previous page...

Atom-1	Atom-2	Interatomic distance (Å)	Clash overlap (Å)
66:NB:48:VAL:HG13	66:NB:49:TYR:CD1	2.55	0.41
67:OB:9:VAL:HG13	67:OB:50:ILE:HA	2.02	0.41
68:PB:70:VAL:O	68:PB:74:GLN:HG2	2.20	0.41
71:SB:11:LEU:O	71:SB:12:TYR:HB3	2.20	0.41
73:UB:22:ASN:O	73:UB:25:ALA:HB3	2.21	0.41
73:UB:76:LEU:HD12	73:UB:81:LYS:CB	2.44	0.41
74:VB:81:GLU:CA	74:VB:84:LYS:HG2	2.49	0.41
80:BC:14:VAL:HG12	80:BC:18:THR:HG23	2.01	0.41
82:DC:523:SER:HB2	86:DC:903:SO1:C21	2.50	0.41
82:DC:598:SER:HB3	82:DC:682:ARG:NH1	2.35	0.41
1:A:10:G:H1'	52:ZA:89:GLN:HB2	2.02	0.41
1:A:28:A:O2'	1:A:29:U:H5'	2.21	0.41
1:A:30:G:H4'	73:UB:131:SER:HB2	2.01	0.41
1:A:106:U:C2'	1:A:107:C:H5'	2.50	0.41
1:A:157:A:N6	56:DB:59:GLN:HB3	2.34	0.41
1:A:169:A:HO2'	1:A:171:A:H8	1.63	0.41
1:A:272:U:H2'	1:A:273:G:C8	2.56	0.41
1:A:306:U:H2'	1:A:307:G:C8	2.55	0.41
1:A:344:A:H2'	1:A:345:U:H5'	2.02	0.41
1:A:1316:G:H4'	67:OB:10:LYS:CD	2.50	0.41
1:A:1608:U:H2'	1:A:1609:U:C5	2.55	0.41
1:A:1640:C:H42	83:EC:6952:U:H5''	1.86	0.41
2:B:32:U:H1'	2:B:53:G:N2	2.35	0.41
2:B:90:C:H6	2:B:90:C:O5'	2.04	0.41
2:B:95:A:C5	2:B:96:G:H1'	2.56	0.41
2:B:214:G:H2'	2:B:215:G:C8	2.56	0.41
2:B:367:A:H2'	2:B:368:G:H5'	2.02	0.41
2:B:792:G:H2'	2:B:793:C:H6	1.85	0.41
2:B:933:A:C8	8:H:90:PHE:HE2	2.38	0.41
2:B:994:G:C2	2:B:2637:A:H2	2.39	0.41
2:B:1180:A:O2'	2:B:1181:U:H4'	2.21	0.41
2:B:1310:G:H1'	2:B:2380:U:H4'	2.03	0.41
2:B:1470:U:O2'	2:B:1471:U:H5'	2.21	0.41
2:B:1494:U:C3'	2:B:1495:U:H5'	2.51	0.41
2:B:1823:A:H2'	2:B:1824:U:O4'	2.20	0.41
2:B:1904:C:H2'	2:B:1905:G:O4'	2.21	0.41
2:B:2372:A:H5''	2:B:2373:A:H5''	2.02	0.41
2:B:2397:A:HO2'	7:G:255:TRP:HZ2	1.60	0.41
2:B:2569:A:H1'	2:B:2570:U:H5	1.85	0.41
2:B:2685:C:H2'	2:B:2686:A:H8	1.86	0.41
2:B:2748:A:C2	9:I:35:ARG:HB2	2.55	0.41

Continued on next page...

Continued from previous page...

Atom-1	Atom-2	Interatomic distance (Å)	Clash overlap (Å)
2:B:2754:G:H5''	2:B:2755:C:H5''	2.01	0.41
2:B:2950:G:H4'	2:B:2951:G:C8	2.55	0.41
2:B:3092:C:O3'	2:B:3093:C:H3'	2.20	0.41
3:C:77:A:H2'	3:C:78:G:H8	1.86	0.41
4:D:11:A:H5''	4:D:13:A:C6	2.56	0.41
4:D:118:A:H2'	4:D:119:U:C6	2.55	0.41
7:G:137:TYR:CD2	7:G:144:ILE:HG12	2.56	0.41
8:H:126:ILE:C	8:H:128:ALA:H	2.24	0.41
8:H:334:PHE:CD1	8:H:339:LEU:HD12	2.55	0.41
9:I:34:LYS:HD3	9:I:35:ARG:HG3	2.02	0.41
10:J:58:LEU:CD1	10:J:64:LEU:HB2	2.51	0.41
12:L:72:PRO:HG2	12:L:75:ILE:HG13	2.01	0.41
12:L:156:ASP:HB3	12:L:183:LYS:HD3	2.01	0.41
13:M:20:ILE:O	18:R:8:LYS:N	2.53	0.41
13:M:57:VAL:HG23	13:M:68:LEU:HD23	2.03	0.41
13:M:88:TYR:HD2	13:M:158:ALA:CB	2.34	0.41
14:N:43:VAL:CA	14:N:139:ARG:HH22	2.29	0.41
15:O:116:TYR:HB3	15:O:122:ILE:HD11	2.03	0.41
16:P:127:SER:O	16:P:131:GLU:OE1	2.37	0.41
19:S:30:TYR:HB2	19:S:129:TYR:CE1	2.56	0.41
20:T:15:LEU:HB2	20:T:18:ARG:HG2	2.03	0.41
22:V:54:LEU:HB3	22:V:58:ASN:HB3	2.01	0.41
22:V:113:LYS:HD3	22:V:113:LYS:C	2.41	0.41
23:W:24:LEU:HA	23:W:50:ILE:HA	2.01	0.41
25:Y:80:VAL:HG12	25:Y:83:ARG:HG2	2.02	0.41
28:BA:48:ARG:NH2	28:BA:58:HIS:HE1	2.09	0.41
30:DA:63:LYS:O	30:DA:66:GLN:HB2	2.21	0.41
31:EA:37:PRO:HD2	31:EA:38:PHE:CE1	2.55	0.41
32:FA:79:TRP:HE1	32:FA:118:ILE:CB	2.20	0.41
32:FA:121:VAL:HA	32:FA:122:PRO:HD3	1.89	0.41
32:FA:138:ILE:HG22	32:FA:143:GLY:HA3	2.03	0.41
34:HA:42:ILE:HG22	34:HA:91:SER:CA	2.47	0.41
36:JA:66:LEU:HD22	36:JA:70:GLY:O	2.20	0.41
37:KA:42:GLN:HE21	37:KA:42:GLN:HB3	1.73	0.41
41:OA:87:SER:O	41:OA:88:ALA:HB3	2.21	0.41
43:QA:12:LYS:O	43:QA:16:ALA:HB2	2.20	0.41
48:VA:107:ALA:HA	48:VA:108:PRO:HD2	1.77	0.41
49:WA:47:LEU:HD22	49:WA:54:PHE:CD2	2.55	0.41
49:WA:221:MET:HG2	49:WA:233:THR:HG23	2.02	0.41
52:ZA:82:ASN:ND2	52:ZA:83:ILE:H	2.17	0.41
54:BB:54:TYR:O	74:VB:20:ARG:NH1	2.53	0.41

Continued on next page...

Continued from previous page...

Atom-1	Atom-2	Interatomic distance (Å)	Clash overlap (Å)
54:BB:176:ASP:HB2	54:BB:179:LYS:NZ	2.36	0.41
54:BB:201:HIS:CB	54:BB:206:ASP:HA	2.50	0.41
55:CB:128:ASN:HD22	55:CB:128:ASN:HA	1.72	0.41
57:EB:63:PRO:O	57:EB:64:VAL:CB	2.67	0.41
57:EB:140:VAL:O	72:TB:51:GLU:HA	2.21	0.41
70:RB:69:LYS:HB2	70:RB:78:THR:HB	2.01	0.41
73:UB:117:ILE:HB	73:UB:120:VAL:CG2	2.50	0.41
75:WB:60:VAL:O	75:WB:101:TYR:HB2	2.21	0.41
75:WB:68:ARG:HA	75:WB:68:ARG:HD3	1.87	0.41
82:DC:138:GLN:O	82:DC:142:VAL:HG23	2.20	0.41
82:DC:223:ARG:HG2	82:DC:223:ARG:NH1	2.36	0.41
82:DC:399:ARG:HA	82:DC:453:ILE:HG13	2.03	0.41
82:DC:747:LEU:C	82:DC:749:LYS:H	2.23	0.41
1:A:796:A:H2'	1:A:797:G:H8	1.85	0.41
1:A:1025:A:N1	1:A:1789:G:H1'	2.35	0.41
1:A:1762:A:C4	1:A:1782:A:H2'	2.55	0.41
2:B:155:G:H5''	2:B:156:G:H2'	2.03	0.41
2:B:219:A:O2'	2:B:220:G:H5'	2.19	0.41
2:B:336:A:H1'	2:B:691:A:H62	1.82	0.41
2:B:346:C:H5'	8:H:56:ALA:HB2	2.01	0.41
2:B:612:U:O2'	2:B:613:G:H5'	2.21	0.41
2:B:638:C:H5	2:B:647:A:OP1	2.03	0.41
2:B:640:U:OP2	36:JA:37:GLY:HA2	2.20	0.41
2:B:776:U:H3	2:B:2737:C:H42	1.69	0.41
2:B:926:A:H2'	2:B:927:C:H5'	2.03	0.41
2:B:973:A:C5	2:B:974:G:H1'	2.55	0.41
2:B:1212:A:H5'	24:X:113:ARG:NE	2.36	0.41
2:B:1399:A:N1	3:C:8:C:C4'	2.83	0.41
2:B:1405:U:H5'	36:JA:57:TYR:O	2.21	0.41
2:B:1457:U:O2'	2:B:1458:U:H5'	2.21	0.41
2:B:1548:C:H3'	2:B:1549:U:O4'	2.21	0.41
2:B:2111:G:H1'	28:BA:44:LYS:HD2	2.03	0.41
2:B:2118:C:H2'	2:B:2119:A:O4'	2.20	0.41
2:B:2250:G:O6	2:B:2266:U:O4	2.39	0.41
2:B:2361:A:H2'	2:B:2362:C:H5'	2.02	0.41
2:B:2743:A:H2'	2:B:2744:U:C6	2.56	0.41
2:B:2987:A:H2'	2:B:2988:C:H6	1.83	0.41
2:B:3113:A:H5'	2:B:3117:C:OP2	2.21	0.41
2:B:3335:A:H2'	2:B:3336:A:H8	1.85	0.41
3:C:93:U:O2'	3:C:94:C:H5'	2.20	0.41
4:D:76:A:O2'	24:X:50:LYS:HD3	2.20	0.41

Continued on next page...

Continued from previous page...

Atom-1	Atom-2	Interatomic distance (Å)	Clash overlap (Å)
6:F:104:LEU:HD23	6:F:148:VAL:CG1	2.49	0.41
7:G:89:VAL:HG22	7:G:158:VAL:HG11	2.03	0.41
8:H:47:ARG:HD2	8:H:109:TRP:HA	2.02	0.41
8:H:325:LEU:CD2	8:H:331:ALA:HB3	2.51	0.41
9:I:69:ILE:HG12	25:Y:31:LEU:HB2	2.01	0.41
14:N:82:ARG:CB	14:N:82:ARG:HH11	2.33	0.41
14:N:121:LYS:HE2	14:N:121:LYS:HB3	1.92	0.41
15:O:106:ILE:CD1	15:O:125:MET:H	2.33	0.41
16:P:114:ARG:HG2	16:P:129:THR:HG23	2.03	0.41
17:Q:59:ARG:CA	17:Q:69:VAL:HA	2.27	0.41
17:Q:164:GLU:O	17:Q:165:SER:HB3	2.20	0.41
19:S:9:GLU:HA	19:S:12:ARG:NE	2.34	0.41
19:S:12:ARG:HD2	19:S:13:LYS:HZ1	1.86	0.41
19:S:71:ARG:O	19:S:92:LEU:HB3	2.21	0.41
19:S:174:ILE:HG12	19:S:183:THR:OG1	2.21	0.41
20:T:122:GLN:HE21	20:T:122:GLN:HB3	1.68	0.41
22:V:122:ILE:CD1	22:V:126:GLN:HB2	2.35	0.41
22:V:126:GLN:HA	22:V:129:VAL:CG2	2.50	0.41
23:W:21:LYS:HA	23:W:53:LYS:HD3	2.03	0.41
23:W:166:ASN:HA	23:W:169:ALA:CB	2.51	0.41
31:EA:20:GLY:HA2	31:EA:136:PHE:HZ	1.85	0.41
31:EA:22:LYS:HD2	31:EA:130:PHE:CA	2.48	0.41
32:FA:100:PRO:HD2	32:FA:123:VAL:HG22	2.02	0.41
34:HA:99:ASP:C	34:HA:101:LEU:H	2.24	0.41
38:LA:21:LYS:HB3	38:LA:33:GLN:HB3	2.03	0.41
41:OA:63:ARG:O	41:OA:64:MET:CB	2.68	0.41
47:UA:24:ARG:NH2	47:UA:28:LYS:HE2	2.35	0.41
49:WA:41:THR:HB	49:WA:61:PHE:O	2.20	0.41
50:XA:130:ALA:HA	50:XA:133:ILE:HD13	2.01	0.41
52:ZA:156:THR:HB	72:TB:95:PRO:HB3	2.02	0.41
54:BB:94:ALA:C	54:BB:95:THR:HG23	2.41	0.41
55:CB:149:VAL:O	55:CB:155:ALA:HB1	2.21	0.41
55:CB:187:ILE:H	55:CB:187:ILE:CD1	2.10	0.41
56:DB:57:ASP:OD1	56:DB:72:ARG:HD3	2.21	0.41
56:DB:63:MET:HE1	56:DB:106:LEU:HD13	2.02	0.41
56:DB:176:GLN:O	56:DB:177:ARG:HB2	2.21	0.41
58:FB:3:ILE:H	58:FB:3:ILE:HG13	1.76	0.41
58:FB:79:ALA:HB3	58:FB:103:GLN:HB3	2.01	0.41
58:FB:137:LYS:H	58:FB:137:LYS:CD	2.13	0.41
59:GB:134:ILE:O	59:GB:140:ILE:HA	2.21	0.41
61:IB:82:ARG:HG2	61:IB:113:PRO:HD3	2.02	0.41

Continued on next page...

Continued from previous page...

Atom-1	Atom-2	Interatomic distance (Å)	Clash overlap (Å)
68:PB:16:ARG:HA	68:PB:20:THR:O	2.21	0.41
79:AC:38:ILE:HG22	79:AC:39:CYS:N	2.36	0.41
82:DC:127:VAL:HG23	82:DC:154:VAL:H	1.86	0.41
82:DC:429:LYS:HE2	82:DC:462:PHE:CE1	2.55	0.41
83:EC:6835:U:H4'	83:EC:6874:A:N6	2.35	0.41
1:A:333:A:H5'	58:FB:48:THR:HB	2.02	0.41
1:A:1284:C:OP2	1:A:1623:C:H4'	2.20	0.41
1:A:1416:G:H2'	1:A:1417:A:O4'	2.21	0.41
1:A:1473:U:OP1	55:CB:189:THR:HA	2.20	0.41
1:A:1512:G:O2'	1:A:1513:G:H5'	2.21	0.41
1:A:1557:U:OP1	65:MB:40:ARG:HD3	2.21	0.41
1:A:1673:G:H4'	56:DB:92:ARG:HH22	1.85	0.41
1:A:1685:G:C3'	1:A:1686:C:H5''	2.51	0.41
2:B:160:G:H2'	2:B:161:G:C5'	2.50	0.41
2:B:189:G:H8	2:B:224:C:OP2	2.03	0.41
2:B:595:G:O6	10:J:22:ARG:NH1	2.54	0.41
2:B:786:A:H5'	22:V:147:ARG:CA	2.20	0.41
2:B:806:A:N3	2:B:2812:C:O2'	2.42	0.41
2:B:926:A:C2'	2:B:927:C:H5'	2.51	0.41
2:B:1097:G:N7	25:Y:112:ASN:HB3	2.36	0.41
2:B:1362:G:H4'	11:K:160:ARG:H	1.86	0.41
2:B:1554:U:H4'	2:B:1555:U:OP1	2.20	0.41
2:B:1581:C:H2'	2:B:1582:C:H5'	2.03	0.41
2:B:2797:C:H3'	2:B:2798:C:C5'	2.51	0.41
2:B:3078:U:OP1	2:B:3080:G:H4'	2.21	0.41
2:B:3190:C:H2'	2:B:3191:G:O4'	2.21	0.41
2:B:3217:C:O2	2:B:3217:C:H2'	2.20	0.41
2:B:3268:A:N3	10:J:75:PRO:HB3	2.35	0.41
2:B:3334:U:H4'	2:B:3335:A:C5'	2.51	0.41
5:E:118:LYS:HD2	83:EC:6767:G:OP1	2.20	0.41
6:F:227:ARG:HA	6:F:238:ILE:HG23	2.01	0.41
7:G:303:LYS:HZ1	7:G:358:TRP:HE1	1.68	0.41
8:H:105:THR:O	17:Q:26:PHE:HZ	2.04	0.41
8:H:309:ARG:HB3	8:H:312:VAL:HG11	2.01	0.41
9:I:207:TYR:O	9:I:211:LEU:HG	2.21	0.41
10:J:71:VAL:HG23	10:J:72:ASN:H	1.85	0.41
13:M:86:TYR:H	13:M:187:ILE:HG13	1.84	0.41
14:N:68:ALA:O	14:N:72:ALA:N	2.54	0.41
15:O:154:THR:HG22	15:O:155:THR:N	2.35	0.41
16:P:114:ARG:HG2	16:P:132:ILE:HD12	2.02	0.41
17:Q:8:PRO:CA	22:V:164:ARG:HG2	2.50	0.41

Continued on next page...

Continued from previous page...

Atom-1	Atom-2	Interatomic distance (Å)	Clash overlap (Å)
27:AA:66:LYS:HA	27:AA:67:PRO:HD3	1.85	0.41
34:HA:25:LEU:HD22	34:HA:87:VAL:HG21	2.01	0.41
34:HA:42:ILE:HG22	34:HA:91:SER:CB	2.51	0.41
46:TA:52:GLY:O	46:TA:54:THR:HG23	2.20	0.41
48:VA:104:ARG:HB3	48:VA:185:LEU:H	1.86	0.41
50:XA:13:ASP:O	50:XA:17:LEU:HD13	2.20	0.41
53:AB:20:GLU:HA	60:HB:61:TRP:CE2	2.56	0.41
54:BB:44:LEU:CG	54:BB:82:TYR:HB3	2.50	0.41
55:CB:63:GLN:C	55:CB:65:ARG:N	2.73	0.41
55:CB:136:ALA:O	55:CB:140:THR:HG23	2.20	0.41
56:DB:74:LYS:HG2	56:DB:96:SER:CA	2.50	0.41
57:EB:17:GLU:HG3	57:EB:43:PHE:HZ	1.86	0.41
58:FB:84:HIS:CE1	58:FB:86:SER:HB2	2.55	0.41
65:MB:81:ARG:HA	65:MB:116:LEU:HB2	2.03	0.41
67:OB:29:GLN:H	67:OB:29:GLN:NE2	2.19	0.41
67:OB:116:LYS:O	67:OB:117:LEU:HD13	2.21	0.41
73:UB:108:GLY:C	73:UB:110:LYS:N	2.73	0.41
74:VB:81:GLU:O	74:VB:84:LYS:HG2	2.20	0.41
79:AC:33:LYS:HE2	79:AC:34:TYR:CE2	2.56	0.41
82:DC:568:GLU:O	82:DC:569:SER:CB	2.68	0.41
82:DC:694:HIS:CE1	82:DC:699:DDE:HD2	2.56	0.41
83:EC:6766:U:H2'	83:EC:6767:G:H8	1.86	0.41
1:A:79:C:C2'	1:A:80:A:H5'	2.51	0.41
1:A:94:U:O5'	1:A:94:U:H6	2.04	0.41
1:A:177:U:H1'	56:DB:191:ARG:HH11	1.86	0.41
1:A:244:A:H4'	54:BB:129:VAL:CG1	2.51	0.41
1:A:257:A:O2'	1:A:258:C:H5'	2.21	0.41
1:A:388:G:C8	1:A:423:G:C2	3.08	0.41
1:A:400:A:H61	58:FB:29:LEU:HD13	1.86	0.41
1:A:435:C:H2'	1:A:436:A:O4'	2.20	0.41
1:A:549:G:O2'	1:A:550:A:H5'	2.21	0.41
1:A:551:G:H4'	1:A:581:U:C4	2.56	0.41
1:A:606:A:C5'	1:A:607:G:H3'	2.51	0.41
1:A:630:A:H2'	1:A:631:G:O4'	2.20	0.41
1:A:861:U:H3'	1:A:862:A:C8	2.56	0.41
1:A:1026:A:H1'	1:A:1790:A:H1'	2.03	0.41
1:A:1044:U:H2'	1:A:1045:C:H6	1.81	0.41
1:A:1279:C:H2'	1:A:1280:C:H6	1.86	0.41
1:A:1282:U:H2'	1:A:1283:U:C5	2.56	0.41
1:A:1756:A:H2'	1:A:1757:G:O5'	2.21	0.41
2:B:200:C:O3'	2:B:221:A:H5'	2.21	0.41

Continued on next page...

Continued from previous page...

Atom-1	Atom-2	Interatomic distance (Å)	Clash overlap (Å)
2:B:262:U:H2'	2:B:263:C:O4'	2.20	0.41
2:B:287:G:H2'	2:B:288:C:O4'	2.21	0.41
2:B:366:A:H5''	8:H:95:ARG:HH12	1.86	0.41
2:B:432:G:H2'	2:B:433:A:C8	2.55	0.41
2:B:491:C:OP1	10:J:110:LYS:HG2	2.21	0.41
2:B:617:G:OP2	10:J:111:LEU:HD11	2.19	0.41
2:B:733:G:H1'	2:B:736:A:H62	1.83	0.41
2:B:763:G:C2	2:B:764:U:H1'	2.56	0.41
2:B:879:U:OP1	2:B:2981:U:H5''	2.21	0.41
2:B:960:U:H4'	2:B:963:G:C2	2.56	0.41
2:B:980:A:N6	2:B:1105:A:C1'	2.84	0.41
2:B:994:G:C2	2:B:2637:A:C2	3.08	0.41
2:B:1146:C:H2'	2:B:1147:G:H8	1.86	0.41
2:B:1224:C:H2'	2:B:1225:A:H8	1.85	0.41
2:B:1352:A:H1'	2:B:1353:U:H5'	2.02	0.41
2:B:1404:G:N2	2:B:1407:A:OP2	2.45	0.41
2:B:1409:G:H2'	2:B:1410:U:H6	1.86	0.41
2:B:1544:G:H2'	2:B:1544:G:N3	2.35	0.41
2:B:1634:G:H2'	2:B:1635:G:H8	1.84	0.41
2:B:1879:A:H3'	2:B:1880:U:C5'	2.51	0.41
2:B:2163:C:O2'	2:B:2164:A:H5'	2.21	0.41
2:B:2210:G:C2	2:B:2236:G:N3	2.88	0.41
2:B:2575:G:N7	31:EA:56:LYS:CE	2.84	0.41
2:B:2735:U:H5''	25:Y:51:GLY:H	1.86	0.41
2:B:2783:U:H2'	2:B:2784:G:H5'	2.02	0.41
2:B:2792:A:H4'	46:TA:69:VAL:HG22	2.03	0.41
2:B:2849:C:OP2	2:B:2906:C:H4'	2.20	0.41
2:B:3009:G:H2'	2:B:3010:U:H5'	2.01	0.41
2:B:3229:G:C2'	2:B:3230:G:H5'	2.50	0.41
2:B:3258:U:O2'	2:B:3259:U:H3'	2.21	0.41
3:C:48:A:H2'	3:C:50:C:OP2	2.21	0.41
3:C:49:G:C8	39:MA:42:PRO:HG3	2.56	0.41
3:C:111:A:C8	41:OA:29:VAL:HG11	2.56	0.41
4:D:103:A:H2'	4:D:104:A:H8	1.86	0.41
7:G:164:THR:HG22	7:G:165:GLN:N	2.36	0.41
7:G:187:SER:O	7:G:191:LYS:HG3	2.21	0.41
9:I:21:ARG:HA	9:I:24:ARG:HG3	2.03	0.41
12:L:42:PRO:HB2	12:L:43:LYS:H	1.64	0.41
12:L:183:LYS:HA	12:L:186:LEU:HG	2.03	0.41
13:M:169:ASN:O	13:M:170:LYS:HE3	2.20	0.41
13:M:170:LYS:HB3	13:M:175:PHE:CD2	2.56	0.41

Continued on next page...

Continued from previous page...

Atom-1	Atom-2	Interatomic distance (Å)	Clash overlap (Å)
14:N:184:LYS:O	14:N:190:VAL:HG12	2.20	0.41
15:O:9:MET:HG3	15:O:134:PRO:CB	2.40	0.41
15:O:91:LEU:HD21	15:O:104:PHE:HB3	2.03	0.41
16:P:67:ARG:O	16:P:68:GLN:CB	2.69	0.41
16:P:114:ARG:NH2	16:P:121:PHE:HB3	2.36	0.41
17:Q:74:GLY:HA3	17:Q:97:VAL:C	2.40	0.41
17:Q:76:THR:O	17:Q:80:VAL:HG13	2.20	0.41
17:Q:173:ALA:HA	17:Q:176:GLU:HB2	2.03	0.41
20:T:113:ASP:HA	20:T:117:ARG:NH1	2.35	0.41
21:U:130:TYR:CD1	21:U:130:TYR:N	2.88	0.41
22:V:33:TYR:CD1	22:V:36:LEU:HD12	2.56	0.41
22:V:106:PHE:CB	22:V:111:ARG:HE	2.34	0.41
23:W:23:TRP:HE3	23:W:51:VAL:HG22	1.86	0.41
23:W:24:LEU:HD22	23:W:32:ILE:HG21	2.02	0.41
23:W:121:HIS:NE2	23:W:125:LYS:HE2	2.36	0.41
24:X:10:ILE:CG2	25:Y:148:PRO:HB3	2.50	0.41
24:X:10:ILE:O	24:X:59:VAL:N	2.53	0.41
24:X:94:ILE:HD13	24:X:102:ALA:O	2.20	0.41
26:Z:38:ILE:HB	26:Z:56:VAL:HB	2.03	0.41
30:DA:39:LEU:HD12	30:DA:106:ILE:O	2.21	0.41
30:DA:87:LYS:O	30:DA:94:SER:HA	2.21	0.41
31:EA:14:VAL:CG1	38:LA:90:ILE:HG13	2.51	0.41
31:EA:72:ILE:CG1	31:EA:111:LYS:HE2	2.51	0.41
32:FA:147:LEU:HD12	40:NA:7:ILE:HG22	2.03	0.41
32:FA:148:ILE:CG2	32:FA:149:ALA:N	2.82	0.41
35:IA:14:ILE:HG23	35:IA:16:LEU:HD11	2.03	0.41
35:IA:23:VAL:HG21	35:IA:31:ARG:NH1	2.36	0.41
36:JA:96:ILE:CB	36:JA:121:ASN:HD21	2.34	0.41
38:LA:25:THR:HA	38:LA:26:PRO:HD3	1.82	0.41
39:MA:5:LYS:HD3	39:MA:7:TYR:CE2	2.56	0.41
46:TA:17:CYS:HA	46:TA:19:LYS:HZ2	1.85	0.41
47:UA:46:THR:CB	47:UA:58:SER:H	2.30	0.41
47:UA:83:ILE:HD12	47:UA:83:ILE:N	2.36	0.41
48:VA:145:ILE:HG13	82:DC:186:ASN:HB3	2.01	0.41
49:WA:61:PHE:HB3	49:WA:92:TRP:CE3	2.56	0.41
49:WA:152:SER:HB2	49:WA:200:ASN:HA	2.02	0.41
52:ZA:44:LEU:HD13	52:ZA:50:ILE:HD11	2.03	0.41
53:AB:41:VAL:O	53:AB:41:VAL:HG13	2.21	0.41
54:BB:43:PRO:HD2	54:BB:46:VAL:HG21	2.03	0.41
54:BB:126:VAL:HG23	54:BB:157:ASN:N	2.34	0.41
54:BB:173:ILE:HG12	54:BB:235:TYR:CE2	2.54	0.41

Continued on next page...

Continued from previous page...

Atom-1	Atom-2	Interatomic distance (Å)	Clash overlap (Å)
55:CB:42:LEU:HB2	55:CB:46:TRP:C	2.41	0.41
55:CB:48:PHE:CE1	55:CB:130:ILE:HD12	2.56	0.41
55:CB:59:VAL:O	55:CB:60:ASP:HB2	2.20	0.41
55:CB:213:LYS:O	55:CB:216:GLU:HB3	2.21	0.41
56:DB:64:LYS:HD2	56:DB:81:VAL:HG21	2.02	0.41
56:DB:174:LYS:HD2	56:DB:175:ILE:N	2.35	0.41
57:EB:16:LEU:HD22	57:EB:85:PHE:CZ	2.56	0.41
57:EB:93:LEU:HD21	57:EB:129:LEU:HD23	2.03	0.41
57:EB:94:ALA:HB3	57:EB:96:ARG:NH1	2.35	0.41
58:FB:83:TYR:HD1	58:FB:84:HIS:N	2.18	0.41
58:FB:98:LYS:CD	58:FB:172:ARG:HG2	2.48	0.41
63:KB:64:ARG:NH2	63:KB:70:LYS:HZ1	2.19	0.41
66:NB:77:GLN:O	66:NB:81:ILE:HG23	2.19	0.41
67:OB:59:LYS:O	67:OB:63:LYS:HG2	2.21	0.41
67:OB:89:SER:O	67:OB:91:LEU:N	2.53	0.41
69:QB:58:ALA:HA	69:QB:104:VAL:CG1	2.51	0.41
75:WB:91:PRO:HA	75:WB:101:TYR:HD1	1.85	0.41
82:DC:129:VAL:HG12	82:DC:139:THR:HG21	2.02	0.41
82:DC:152:LYS:CG	82:DC:200:VAL:HG23	2.48	0.41
82:DC:163:ALA:O	82:DC:169:VAL:HG23	2.21	0.41
82:DC:373:ASP:HB2	82:DC:376:ALA:HB3	2.03	0.41
82:DC:374:PRO:O	82:DC:404:THR:HG23	2.21	0.41
82:DC:426:LEU:HG	82:DC:428:ILE:CD1	2.45	0.41
82:DC:460:ASP:C	82:DC:462:PHE:H	2.25	0.41
82:DC:785:ARG:HA	82:DC:789:GLY:O	2.21	0.41
1:A:109:G:H2'	1:A:110:U:C6	2.55	0.41
1:A:654:C:H3'	1:A:655:G:H5''	2.02	0.41
1:A:1113:A:OP1	1:A:1115:U:H1'	2.21	0.41
1:A:1117:U:H2'	1:A:1118:G:O4'	2.21	0.41
1:A:1199:G:O6	79:AC:40:ARG:HB3	2.20	0.41
1:A:1246:C:H2'	1:A:1247:U:O4'	2.21	0.41
1:A:1488:G:H3'	1:A:1515:A:N6	2.35	0.41
2:B:152:U:H2'	2:B:153:U:C6	2.56	0.41
2:B:363:G:N2	8:H:82:THR:HB	2.36	0.41
2:B:528:U:H2'	2:B:529:A:H8	1.81	0.41
2:B:637:C:N4	2:B:647:A:H4'	2.36	0.41
2:B:682:U:H5''	2:B:683:U:H5	1.86	0.41
2:B:896:A:H8	2:B:2134:G:H1'	1.79	0.41
2:B:1230:G:H2'	2:B:1231:A:H5'	2.03	0.41
2:B:1307:G:C5	20:T:60:LYS:HD3	2.56	0.41
2:B:1348:U:H5'	2:B:1355:A:H61	1.84	0.41

Continued on next page...

Continued from previous page...

Atom-1	Atom-2	Interatomic distance (Å)	Clash overlap (Å)
2:B:1643:A:P	38:LA:68:THR:HG1	2.44	0.41
2:B:1657:C:C5	2:B:1797:A:H5''	2.56	0.41
2:B:1791:C:H5''	47:UA:13:LYS:HZ1	1.84	0.41
2:B:1843:C:H5''	2:B:1844:C:OP2	2.20	0.41
2:B:1920:U:H1'	2:B:1933:A:N7	2.36	0.41
2:B:2215:A:O2'	2:B:2431:C:H5'	2.20	0.41
2:B:2230:C:H2'	2:B:2231:C:H5'	2.02	0.41
2:B:2482:U:C5	5:E:101:LYS:HE2	2.55	0.41
2:B:2635:A:H4'	2:B:2636:A:O5'	2.21	0.41
2:B:2792:A:H2'	2:B:2793:G:C8	2.56	0.41
2:B:2813:A:H2'	2:B:2814:G:O4'	2.20	0.41
2:B:2841:G:H1'	2:B:2847:A:H61	1.85	0.41
2:B:2880:U:O2	7:G:251:CYS:HB2	2.21	0.41
2:B:3010:U:H5'	7:G:14:LEU:HB3	2.01	0.41
2:B:3101:G:N2	2:B:3134:A:H1'	2.36	0.41
2:B:3270:U:C4	10:J:46:ARG:HD2	2.55	0.41
2:B:3325:G:C1'	35:IA:105:GLN:HG2	2.49	0.41
3:C:5:U:C2'	3:C:6:U:H5'	2.51	0.41
5:E:100:ILE:HD11	5:E:124:LEU:HD12	2.03	0.41
7:G:196:ARG:HA	7:G:199:PHE:CZ	2.56	0.41
8:H:115:HIS:CE1	8:H:119:ARG:HE	2.39	0.41
9:I:66:SER:HB3	9:I:73:VAL:HB	2.03	0.41
9:I:259:LYS:HG2	9:I:260:PHE:CD2	2.56	0.41
10:J:10:TYR:HB3	36:JA:88:HIS:HE1	1.84	0.41
10:J:47:PHE:HD1	10:J:50:LYS:HD2	1.86	0.41
11:K:196:LYS:O	11:K:200:ASN:HB3	2.21	0.41
12:L:105:LYS:O	12:L:109:LEU:HG	2.21	0.41
14:N:36:LEU:CD1	14:N:87:LEU:HD13	2.50	0.41
17:Q:193:ALA:O	17:Q:194:GLU:HB3	2.21	0.41
18:R:4:ASP:HB3	18:R:5:SER:H	1.74	0.41
18:R:8:LYS:HB3	18:R:9:ALA:H	1.70	0.41
18:R:36:VAL:HG12	18:R:75:GLY:HA2	2.03	0.41
19:S:199:LEU:HD22	19:S:203:ARG:HD2	2.03	0.41
21:U:114:VAL:CA	21:U:150:VAL:HA	2.51	0.41
24:X:13:ARG:HB3	24:X:14:LEU:H	1.64	0.41
25:Y:136:ARG:H	25:Y:136:ARG:HD2	1.85	0.41
26:Z:37:LEU:O	26:Z:41:ILE:HG13	2.21	0.41
36:JA:2:ALA:O	36:JA:71:HIS:NE2	2.54	0.41
37:KA:103:TYR:HA	37:KA:104:PRO:C	2.41	0.41
39:MA:16:GLN:O	39:MA:20:GLN:HG2	2.20	0.41
39:MA:27:GLU:O	39:MA:31:LEU:HD13	2.21	0.41

Continued on next page...

Continued from previous page...

Atom-1	Atom-2	Interatomic distance (Å)	Clash overlap (Å)
40:NA:41:ARG:O	40:NA:44:VAL:HB	2.21	0.41
44:RA:125:LYS:HA	44:RA:125:LYS:HD3	1.94	0.41
48:VA:91:GLU:CB	48:VA:92:PRO:HD2	2.47	0.41
49:WA:144:LEU:HD22	49:WA:144:LEU:N	2.36	0.41
50:XA:183:ARG:HB2	50:XA:184:LEU:HD12	2.03	0.41
54:BB:180:LEU:HD23	54:BB:194:THR:H	1.86	0.41
54:BB:191:ARG:NH1	54:BB:218:PHE:CD2	2.89	0.41
55:CB:25:LEU:HB2	66:NB:27:GLY:HA3	2.03	0.41
58:FB:42:ARG:HB3	58:FB:58:LEU:O	2.21	0.41
59:GB:112:GLN:HE21	59:GB:112:GLN:HA	1.86	0.41
67:OB:32:LYS:HG3	67:OB:47:ARG:HD3	2.02	0.41
70:RB:55:PRO:HB3	70:RB:91:ILE:HD11	2.03	0.41
72:TB:116:ALA:HB1	72:TB:121:VAL:O	2.21	0.41
75:WB:77:ARG:NH1	75:WB:77:ARG:HB2	2.35	0.41
82:DC:287:ALA:HA	82:DC:292:LYS:HB2	2.02	0.41
82:DC:325:ARG:HA	82:DC:329:PRO:HG3	2.02	0.41
82:DC:456:LEU:N	82:DC:456:LEU:HD23	2.35	0.41
82:DC:757:GLU:HG2	82:DC:766:PHE:CE1	2.56	0.41
83:EC:6840:A:H2'	83:EC:6841:U:C4'	2.49	0.41
83:EC:6899:C:H2'	83:EC:6900:A:H5'	2.02	0.41
1:A:38:C:H4'	59:GB:6:ARG:NH2	2.36	0.40
1:A:400:A:C5'	58:FB:25:ARG:HD2	2.51	0.40
1:A:461:G:H4'	54:BB:26:CYS:SG	2.61	0.40
1:A:810:G:C2	57:EB:111:LYS:HG3	2.56	0.40
1:A:862:A:N6	63:KB:70:LYS:NZ	2.69	0.40
1:A:1227:A:O5'	1:A:1228:G:H2'	2.21	0.40
1:A:1507:G:H5'	1:A:1551:U:C5'	2.50	0.40
2:B:67:A:H2'	2:B:301:G:H1'	2.03	0.40
2:B:376:G:H22	2:B:401:U:H5''	1.85	0.40
2:B:430:U:O4'	37:KA:90:PRO:HG3	2.20	0.40
2:B:717:C:H3'	2:B:718:G:H8	1.85	0.40
2:B:1117:G:H5'	33:GA:5:LYS:CD	2.51	0.40
2:B:1174:G:C6	2:B:1318:A:C2	3.09	0.40
2:B:1348:U:OP2	22:V:38:ARG:NH2	2.54	0.40
2:B:1504:A:N1	2:B:1516:C:H5'	2.37	0.40
2:B:1568:U:H4'	2:B:1570:U:O4	2.21	0.40
2:B:2482:U:H5	5:E:101:LYS:HE2	1.85	0.40
4:D:9:C:OP1	25:Y:28:SER:N	2.45	0.40
4:D:105:C:H2'	4:D:106:U:C6	2.56	0.40
6:F:181:LYS:HE2	6:F:183:GLY:HA3	2.03	0.40
8:H:150:LEU:HB3	8:H:249:ILE:HG22	2.03	0.40

Continued on next page...

Continued from previous page...

Atom-1	Atom-2	Interatomic distance (Å)	Clash overlap (Å)
9:I:294:ALA:CB	14:N:210:ILE:HG12	2.52	0.40
13:M:47:LYS:HB2	18:R:7:VAL:HG21	2.02	0.40
17:Q:4:SER:HG	17:Q:7:LEU:HD11	1.84	0.40
18:R:128:ARG:HH11	18:R:132:LYS:HG3	1.87	0.40
19:S:67:ARG:HA	19:S:127:TYR:HA	2.02	0.40
20:T:49:ARG:HH11	20:T:49:ARG:HG2	1.86	0.40
21:U:59:PRO:HG3	21:U:76:PHE:HB2	2.02	0.40
22:V:179:ARG:CZ	22:V:182:LYS:HG3	2.51	0.40
25:Y:60:LYS:HB3	25:Y:76:ILE:HG21	2.02	0.40
27:AA:85:TRP:CE2	27:AA:93:LEU:HG	2.56	0.40
37:KA:32:ILE:CG1	37:KA:35:VAL:HG13	2.47	0.40
37:KA:46:GLY:N	37:KA:71:VAL:HG12	2.28	0.40
37:KA:49:ILE:O	37:KA:50:ALA:HB2	2.21	0.40
38:LA:25:THR:OG1	38:LA:29:ILE:HG13	2.21	0.40
38:LA:82:ALA:CA	38:LA:85:VAL:HB	2.49	0.40
48:VA:95:GLU:O	48:VA:99:VAL:HG23	2.21	0.40
55:CB:70:VAL:HG21	66:NB:47:LYS:HB2	2.03	0.40
55:CB:196:GLU:HG2	55:CB:200:ASN:HD21	1.86	0.40
56:DB:92:ARG:O	56:DB:93:LYS:HB2	2.22	0.40
57:EB:126:LEU:HD23	57:EB:126:LEU:O	2.21	0.40
78:ZB:46:GLY:HA3	78:ZB:47:PRO:HD3	1.82	0.40
82:DC:82:SER:HB3	82:DC:85:ASP:OD2	2.21	0.40
82:DC:307:LEU:HA	82:DC:326:LYS:NZ	2.37	0.40
82:DC:387:PRO:HA	82:DC:394:PHE:CB	2.45	0.40
82:DC:515:ASP:HA	82:DC:516:PRO:HD3	1.92	0.40
1:A:219:A:N6	1:A:829:A:C2	2.88	0.40
1:A:249:U:H3'	1:A:250:C:C5'	2.51	0.40
1:A:614:C:H5	73:UB:5:LYS:NZ	2.20	0.40
1:A:750:U:OP1	72:TB:83:ILE:HG21	2.21	0.40
1:A:1608:U:H5''	66:NB:72:GLY:C	2.42	0.40
1:A:1617:U:O2'	1:A:1618:C:H5'	2.21	0.40
1:A:1741:U:H2'	1:A:1742:U:C6	2.56	0.40
2:B:153:U:H2'	2:B:154:U:H6	1.86	0.40
2:B:577:C:H2'	2:B:579:G:C5'	2.50	0.40
2:B:684:G:H5''	17:Q:35:ARG:NH2	2.36	0.40
2:B:684:G:H2'	2:B:685:G:H8	1.86	0.40
2:B:897:U:H2'	2:B:898:U:O4'	2.21	0.40
2:B:929:A:H2'	2:B:930:U:C6	2.56	0.40
2:B:1597:C:OP1	38:LA:31:ARG:HG2	2.21	0.40
2:B:1678:G:OP2	26:Z:77:LYS:HD2	2.22	0.40
2:B:2210:G:N1	2:B:2236:G:N3	2.69	0.40

Continued on next page...

Continued from previous page...

Atom-1	Atom-2	Interatomic distance (Å)	Clash overlap (Å)
2:B:2322:C:O2'	2:B:2323:G:H5'	2.21	0.40
2:B:2534:G:H2'	2:B:2535:A:C8	2.56	0.40
2:B:2561:A:N1	12:L:32:LYS:HB3	2.36	0.40
2:B:2676:A:H4'	2:B:2677:G:O5'	2.21	0.40
2:B:2853:A:H2'	2:B:2854:U:C6	2.56	0.40
2:B:3083:G:H2'	2:B:3084:C:C6	2.56	0.40
2:B:3093:C:H1'	27:AA:83:LYS:NZ	2.36	0.40
2:B:3102:G:O2'	2:B:3103:A:H5'	2.21	0.40
3:C:104:A:O2'	41:OA:42:ALA:HB1	2.21	0.40
5:E:100:ILE:CG1	5:E:128:LEU:HB2	2.49	0.40
5:E:118:LYS:O	5:E:122:ARG:HB2	2.20	0.40
6:F:78:ALA:HB1	6:F:170:ALA:CB	2.36	0.40
7:G:57:VAL:CG2	7:G:358:TRP:HE3	2.31	0.40
7:G:306:THR:HG21	7:G:316:GLU:HA	2.02	0.40
8:H:181:VAL:HG12	8:H:182:LEU:N	2.36	0.40
8:H:241:GLY:C	8:H:243:HIS:H	2.23	0.40
9:I:123:GLU:H	9:I:123:GLU:HG2	1.75	0.40
9:I:155:THR:HA	9:I:179:ARG:CA	2.50	0.40
9:I:287:ALA:O	9:I:291:ALA:HB3	2.20	0.40
9:I:296:GLN:O	9:I:296:GLN:HG2	2.20	0.40
12:L:69:LEU:HD12	12:L:69:LEU:N	2.36	0.40
12:L:203:VAL:HG22	12:L:204:ARG:N	2.30	0.40
12:L:219:ASP:O	12:L:223:ALA:HB3	2.21	0.40
13:M:36:LYS:HD2	13:M:78:MET:HE1	2.00	0.40
16:P:107:ASP:HB3	16:P:108:GLU:H	1.61	0.40
17:Q:137:GLN:HE21	17:Q:137:GLN:HB2	1.74	0.40
18:R:123:LEU:HD23	20:T:190:VAL:HG23	2.02	0.40
19:S:140:LYS:HB3	19:S:144:ARG:NH2	2.36	0.40
22:V:61:PRO:HA	22:V:86:THR:OG1	2.20	0.40
30:DA:112:ASP:HB2	30:DA:115:ARG:CB	2.46	0.40
31:EA:74:VAL:HG22	31:EA:101:PHE:CE2	2.56	0.40
41:OA:21:ARG:HD2	41:OA:37:CYS:SG	2.62	0.40
52:ZA:130:ILE:HD12	52:ZA:130:ILE:N	2.35	0.40
52:ZA:237:VAL:CG1	52:ZA:241:ASP:HB2	2.51	0.40
53:AB:58:VAL:HA	53:AB:65:ARG:CD	2.44	0.40
53:AB:75:LYS:HB3	60:HB:22:VAL:HG21	2.03	0.40
54:BB:10:LYS:HA	54:BB:27:TYR:HA	2.02	0.40
55:CB:88:PRO:HG2	55:CB:91:GLU:CB	2.50	0.40
57:EB:16:LEU:HD13	57:EB:58:LEU:HD22	2.03	0.40
67:OB:28:PHE:CZ	67:OB:32:LYS:HD3	2.56	0.40
72:TB:32:LYS:O	72:TB:35:ILE:HB	2.21	0.40

Continued on next page...

Continued from previous page...

Atom-1	Atom-2	Interatomic distance (Å)	Clash overlap (Å)
72:TB:93:LEU:HD21	72:TB:102:VAL:HG21	2.02	0.40
73:UB:96:VAL:CG2	73:UB:97:ASP:H	2.31	0.40
78:ZB:19:THR:HB	78:ZB:20:GLY:H	1.69	0.40
82:DC:4:PHE:HB3	82:DC:9:MET:SD	2.61	0.40
82:DC:119:LEU:HD22	82:DC:151:ILE:HD12	2.03	0.40
82:DC:306:VAL:O	82:DC:326:LYS:HD3	2.22	0.40
82:DC:398:GLY:C	82:DC:453:ILE:HG23	2.41	0.40
82:DC:672:LYS:HA	82:DC:680:GLU:HG2	2.02	0.40
83:EC:6883:A:H2'	83:EC:6884:G:H4'	2.04	0.40
1:A:4:C:H2'	1:A:5:U:C6	2.56	0.40
1:A:119:A:H2'	1:A:120:U:H5'	2.02	0.40
1:A:291:G:H2'	1:A:292:U:H5	1.86	0.40
1:A:294:C:H2'	1:A:295:A:O4'	2.21	0.40
1:A:400:A:OP2	58:FB:27:PHE:HE1	2.05	0.40
1:A:482:U:C2'	1:A:483:A:C8	3.04	0.40
1:A:564:G:O2'	1:A:578:U:H5'	2.21	0.40
1:A:1175:U:H4'	1:A:1196:A:N6	2.37	0.40
1:A:1331:A:H61	53:AB:161:GLY:N	2.19	0.40
1:A:1586:A:H2'	1:A:1587:A:O4'	2.21	0.40
1:A:1609:U:H2'	1:A:1610:G:O4'	2.21	0.40
2:B:361:A:H4'	41:OA:35:SER:C	2.42	0.40
2:B:501:A:C4'	10:J:28:GLN:HE21	2.34	0.40
2:B:593:C:OP1	10:J:20:LYS:HB2	2.21	0.40
2:B:741:U:H4'	22:V:74:GLU:HB2	2.03	0.40
2:B:787:G:O2'	2:B:788:C:H5'	2.21	0.40
2:B:802:C:C5	32:FA:25:HIS:HB3	2.38	0.40
2:B:1048:A:H4'	2:B:2633:U:H4'	2.04	0.40
2:B:1212:A:H5'	24:X:113:ARG:HE	1.86	0.40
2:B:1602:A:N6	29:CA:70:GLU:HB2	2.37	0.40
2:B:1774:C:H2'	2:B:1775:G:H5''	2.03	0.40
2:B:2132:C:H4'	2:B:2322:C:H1'	2.02	0.40
2:B:2555:G:H21	38:LA:92:ALA:HB1	1.86	0.40
2:B:2649:A:H2'	2:B:2650:U:C5'	2.50	0.40
2:B:3187:A:H2'	2:B:3188:G:O4'	2.22	0.40
2:B:3238:G:C2	2:B:3250:U:H1'	2.56	0.40
3:C:92:A:O5'	30:DA:23:PRO:HG3	2.20	0.40
3:C:97:A:C2'	3:C:98:U:H5'	2.51	0.40
4:D:3:U:H5'	4:D:24:A:C2	2.55	0.40
4:D:9:C:OP1	25:Y:26:HIS:HB2	2.20	0.40
4:D:116:C:N4	4:D:117:A:H62	2.18	0.40
7:G:67:PHE:CE1	27:AA:89:ASP:OD1	2.70	0.40

Continued on next page...

Continued from previous page...

Atom-1	Atom-2	Interatomic distance (Å)	Clash overlap (Å)
7:G:162:VAL:O	7:G:178:LEU:HD12	2.22	0.40
7:G:360:ASP:OD2	7:G:371:GLN:NE2	2.50	0.40
15:O:50:ALA:H	15:O:63:GLU:H	1.70	0.40
17:Q:108:ILE:H	17:Q:108:ILE:HG12	1.71	0.40
19:S:22:LEU:HD12	19:S:26:ARG:CZ	2.52	0.40
20:T:26:GLN:HG3	24:X:163:PHE:CZ	2.56	0.40
20:T:126:VAL:CG2	24:X:170:THR:HG22	2.51	0.40
21:U:88:VAL:HA	21:U:91:VAL:CG2	2.52	0.40
22:V:52:LEU:HD23	22:V:104:LEU:HD11	2.04	0.40
23:W:123:LEU:O	23:W:127:SER:HB2	2.21	0.40
24:X:13:ARG:HE	24:X:51:VAL:HG22	1.86	0.40
24:X:117:ARG:O	24:X:121:ILE:HG13	2.20	0.40
25:Y:91:LEU:HD23	25:Y:95:HIS:HB3	2.03	0.40
26:Z:29:ASP:HA	26:Z:30:PRO:HD3	1.84	0.40
26:Z:75:TYR:CZ	26:Z:79:LEU:HD11	2.57	0.40
39:MA:76:GLN:HB2	39:MA:77:PRO:CD	2.51	0.40
40:NA:15:LYS:CE	40:NA:17:VAL:HG22	2.50	0.40
46:TA:77:CYS:O	46:TA:79:THR:HG23	2.21	0.40
48:VA:130:PRO:HA	48:VA:150:ILE:CD1	2.51	0.40
49:WA:158:PRO:HD2	49:WA:208:GLY:HA3	2.03	0.40
50:XA:175:TYR:CE1	50:XA:195:TRP:HE3	2.39	0.40
52:ZA:59:HIS:CD2	52:ZA:238:SER:HA	2.56	0.40
55:CB:78:ALA:O	55:CB:79:ASN:C	2.60	0.40
59:GB:60:LEU:CD1	59:GB:93:LEU:HD21	2.43	0.40
63:KB:22:ALA:CB	63:KB:23:PRO:HA	2.37	0.40
63:KB:142:GLU:C	63:KB:144:ALA:N	2.74	0.40
65:MB:18:ARG:NH1	68:PB:92:ILE:HA	2.36	0.40
65:MB:24:LYS:O	65:MB:28:MET:HB2	2.21	0.40
65:MB:63:ALA:HB1	65:MB:74:ALA:O	2.20	0.40
67:OB:71:PHE:O	67:OB:72:LYS:CB	2.70	0.40
68:PB:86:LEU:HD23	68:PB:98:TYR:O	2.21	0.40
69:QB:105:LEU:HD22	69:QB:122:ARG:HG2	2.02	0.40
70:RB:83:GLU:HG3	79:AC:55:PHE:HD2	1.87	0.40
82:DC:283:ARG:HB3	82:DC:299:LEU:HD21	2.03	0.40
82:DC:608:PRO:HA	82:DC:636:PHE:CE2	2.56	0.40
82:DC:821:ALA:HA	82:DC:824:LYS:CE	2.51	0.40
1:A:7:G:C2'	1:A:8:U:H5''	2.50	0.40
1:A:332:U:H5	58:FB:175:GLN:NE2	2.20	0.40
1:A:348:U:H2'	1:A:349:U:H5'	2.04	0.40
1:A:767:U:C2	59:GB:143:ILE:HD11	2.57	0.40
1:A:889:U:H2'	1:A:890:C:C4'	2.44	0.40

Continued on next page...

Continued from previous page...

Atom-1	Atom-2	Interatomic distance (Å)	Clash overlap (Å)
1:A:929:A:H1'	64:LB:123:SER:CA	2.51	0.40
1:A:1373:C:H2'	1:A:1374:C:C6	2.56	0.40
1:A:1454:G:H4'	65:MB:122:THR:CG2	2.49	0.40
1:A:1477:G:H2'	1:A:1478:G:C8	2.56	0.40
2:B:118:U:H3'	2:B:119:U:C5	2.56	0.40
2:B:164:A:H2'	2:B:165:A:O4'	2.22	0.40
2:B:611:A:H1'	2:B:612:U:C6	2.56	0.40
2:B:641:C:H42	2:B:645:A:H8	1.66	0.40
2:B:644:G:H1'	2:B:1153:A:C6	2.57	0.40
2:B:664:U:H2'	2:B:665:A:C8	2.56	0.40
2:B:745:C:H2'	2:B:746:A:H8	1.87	0.40
2:B:777:U:O2'	2:B:778:U:H5'	2.21	0.40
2:B:907:G:N2	2:B:925:A:H1'	2.31	0.40
2:B:952:A:C5'	33:GA:15:LYS:HD3	2.51	0.40
2:B:1056:U:O5'	2:B:1056:U:H6	2.04	0.40
2:B:1281:G:H21	48:VA:83:ASN:HD21	1.70	0.40
2:B:1376:C:H2'	2:B:1377:G:H8	1.85	0.40
2:B:1508:C:HO2'	2:B:2353:G:H1'	1.84	0.40
2:B:1747:G:C4'	42:PA:4:GLU:HG3	2.52	0.40
2:B:1752:A:H8	2:B:1752:A:O5'	2.04	0.40
2:B:1842:A:H3'	2:B:1843:C:C6	2.57	0.40
2:B:2170:U:H2'	2:B:2171:G:C8	2.57	0.40
2:B:2653:C:H1'	2:B:2694:A:C2	2.56	0.40
2:B:2847:A:H2'	2:B:2848:G:O4'	2.22	0.40
2:B:2942:C:H5''	2:B:2943:G:H5''	2.03	0.40
2:B:3216:G:H1	2:B:3258:U:H5''	1.85	0.40
2:B:3305:A:H4'	7:G:272:TYR:CE2	2.54	0.40
3:C:71:A:H5''	30:DA:75:ARG:NH2	2.32	0.40
6:F:150:LEU:HB3	6:F:151:PRO:HD2	2.04	0.40
8:H:34:ILE:HG21	8:H:120:TYR:CD1	2.56	0.40
8:H:295:ILE:H	8:H:295:ILE:HG13	1.64	0.40
9:I:40:HIS:CG	25:Y:69:LYS:HA	2.56	0.40
9:I:110:LEU:HG	9:I:115:LEU:C	2.41	0.40
9:I:155:THR:HA	9:I:179:ARG:HA	2.03	0.40
10:J:41:ILE:HD12	10:J:85:ILE:HG22	2.03	0.40
10:J:72:ASN:ND2	10:J:72:ASN:N	2.68	0.40
11:K:75:TYR:HE2	25:Y:143:THR:CA	2.30	0.40
12:L:136:LEU:HD23	12:L:140:VAL:CG2	2.52	0.40
14:N:87:LEU:HD11	14:N:136:PHE:CD2	2.55	0.40
16:P:86:LYS:HZ1	16:P:106:LEU:HD21	1.81	0.40
23:W:61:SER:HA	23:W:64:ARG:HD2	2.02	0.40

Continued on next page...

Continued from previous page...

Atom-1	Atom-2	Interatomic distance (Å)	Clash overlap (Å)
24:X:10:ILE:HG22	24:X:24:LEU:HD23	2.04	0.40
25:Y:89:LEU:HD22	25:Y:90:ASN:N	2.36	0.40
32:FA:59:ARG:NH2	32:FA:61:PHE:HZ	2.20	0.40
32:FA:77:LYS:HB3	32:FA:80:THR:CG2	2.51	0.40
33:GA:18:ARG:HA	33:GA:18:ARG:NE	2.36	0.40
38:LA:10:ARG:H	38:LA:10:ARG:HG2	1.76	0.40
40:NA:57:LEU:HD23	40:NA:60:LEU:HG	2.03	0.40
44:RA:99:CYS:SG	44:RA:114:LYS:HE3	2.61	0.40
45:SA:5:TRP:HA	45:SA:5:TRP:CE3	2.57	0.40
48:VA:28:VAL:HG12	48:VA:186:THR:O	2.21	0.40
49:WA:169:ILE:HD13	49:WA:183:LEU:HD21	2.03	0.40
49:WA:196:ASN:OD1	53:AB:217:ILE:HG12	2.21	0.40
50:XA:141:ILE:HG23	50:XA:142:PRO:HD2	2.04	0.40
54:BB:45:ILE:HD12	54:BB:80:THR:HG21	2.03	0.40
58:FB:196:LEU:O	58:FB:200:LYS:HB2	2.22	0.40
61:IB:33:ARG:NH1	61:IB:53:TYR:O	2.55	0.40
67:OB:115:LEU:C	67:OB:115:LEU:HD13	2.42	0.40
71:SB:30:ALA:O	71:SB:57:GLY:HA2	2.21	0.40
72:TB:32:LYS:HA	72:TB:35:ILE:CG1	2.52	0.40
73:UB:108:GLY:O	73:UB:110:LYS:N	2.51	0.40
82:DC:400:VAL:O	82:DC:450:ALA:HA	2.22	0.40
82:DC:584:ASN:OD1	82:DC:694:HIS:HB2	2.22	0.40
1:A:244:A:H4'	54:BB:129:VAL:HG13	2.02	0.40
1:A:298:C:OP1	54:BB:38:LEU:HB2	2.22	0.40
1:A:322:G:H1'	1:A:323:A:H5''	2.02	0.40
1:A:941:A:H2'	1:A:942:G:C4'	2.52	0.40
1:A:1199:G:N2	79:AC:29:GLY:HA2	2.36	0.40
1:A:1378:U:O2	66:NB:8:GLN:HB3	2.22	0.40
1:A:1481:C:O2'	1:A:1482:C:H5	2.05	0.40
1:A:1733:C:H2'	1:A:1734:U:O4'	2.20	0.40
2:B:122:A:N6	2:B:148:G:H21	2.14	0.40
2:B:415:G:H2'	2:B:416:A:C8	2.57	0.40
2:B:588:G:H21	2:B:611:A:C5'	2.34	0.40
2:B:738:A:N6	2:B:739:G:C6	2.90	0.40
2:B:798:G:H4'	17:Q:15:ARG:HE	1.86	0.40
2:B:946:U:H2'	2:B:947:G:H8	1.86	0.40
2:B:1007:U:O2	2:B:1043:C:N3	2.55	0.40
2:B:1132:C:H4'	2:B:2865:U:O2'	2.21	0.40
2:B:1174:G:C6	2:B:1175:C:C4	3.10	0.40
2:B:1295:G:H2'	2:B:1296:C:H6	1.80	0.40
2:B:1449:A:H1'	2:B:2983:C:C4	2.56	0.40

Continued on next page...

Continued from previous page...

Atom-1	Atom-2	Interatomic distance (Å)	Clash overlap (Å)
2:B:1521:G:OP1	29:CA:71:THR:HB	2.21	0.40
2:B:1630:U:H2'	2:B:1812:G:N1	2.36	0.40
2:B:1646:G:N2	2:B:1809:A:H62	2.20	0.40
2:B:1747:G:H4'	42:PA:4:GLU:HG3	2.03	0.40
2:B:1784:G:H2'	2:B:1785:U:O4'	2.22	0.40
2:B:1929:G:H3'	2:B:1930:A:H2'	2.03	0.40
2:B:2424:A:H4'	19:S:72:LYS:HE2	2.03	0.40
2:B:2505:U:H2'	2:B:2506:U:C6	2.39	0.40
2:B:2764:C:N4	2:B:2794:G:N1	2.70	0.40
2:B:2908:G:C6	2:B:2909:U:O4	2.74	0.40
2:B:3048:A:N6	2:B:3091:A:OP2	2.45	0.40
2:B:3094:A:H8	2:B:3094:A:O5'	2.04	0.40
3:C:22:U:H5'	30:DA:16:ARG:HD3	2.03	0.40
3:C:95:G:OP1	41:OA:76:ASN:HB2	2.21	0.40
5:E:115:VAL:HG12	83:EC:6769:A:OP1	2.21	0.40
8:H:122:THR:HG21	8:H:262:TRP:CH2	2.57	0.40
9:I:177:GLU:HG3	9:I:183:TRP:CE3	2.57	0.40
11:K:24:GLU:C	11:K:26:VAL:H	2.25	0.40
11:K:85:PHE:HE2	11:K:115:THR:HA	1.87	0.40
12:L:67:ILE:CG1	12:L:237:ILE:HB	2.51	0.40
15:O:156:LYS:O	15:O:160:VAL:HG23	2.20	0.40
16:P:85:LEU:CD2	16:P:106:LEU:HD13	2.51	0.40
20:T:14:HIS:CE1	20:T:124:LEU:HD13	2.57	0.40
22:V:17:THR:HA	22:V:53:PHE:CD2	2.56	0.40
23:W:24:LEU:HB3	23:W:50:ILE:HG12	2.04	0.40
25:Y:36:VAL:HG13	25:Y:65:TYR:CA	2.46	0.40
30:DA:37:LYS:HA	30:DA:40:ARG:NH1	2.37	0.40
30:DA:40:ARG:O	30:DA:44:GLY:HA2	2.21	0.40
39:MA:78:LYS:O	39:MA:81:ARG:HB2	2.21	0.40
48:VA:60:ARG:NH1	48:VA:64:ARG:HB2	2.36	0.40
50:XA:31:VAL:O	50:XA:33:GLN:N	2.45	0.40
50:XA:129:ASP:C	50:XA:131:GLN:H	2.23	0.40
50:XA:144:ILE:HG12	50:XA:158:VAL:HG12	2.04	0.40
51:YA:26:ARG:O	51:YA:50:LYS:N	2.55	0.40
52:ZA:138:PRO:HB2	52:ZA:222:TYR:OH	2.21	0.40
53:AB:74:GLN:HA	53:AB:79:TYR:CD2	2.56	0.40
55:CB:70:VAL:HG11	66:NB:44:LEU:HA	2.03	0.40
55:CB:93:LEU:HA	55:CB:172:ILE:HG21	2.04	0.40
55:CB:117:THR:HG21	55:CB:194:LEU:HD12	2.03	0.40
55:CB:126:ASP:O	55:CB:128:ASN:N	2.54	0.40
55:CB:162:VAL:HG22	55:CB:166:ARG:HB3	2.03	0.40

Continued on next page...

Continued from previous page...

Atom-1	Atom-2	Interatomic distance (Å)	Clash overlap (Å)
57:EB:30:SER:O	57:EB:31:SER:CB	2.68	0.40
57:EB:111:LYS:NZ	57:EB:113:PRO:HA	2.37	0.40
57:EB:132:PRO:HG2	57:EB:162:ILE:HD13	2.04	0.40
58:FB:74:LYS:HD2	58:FB:74:LYS:N	2.36	0.40
61:IB:58:CYS:O	61:IB:64:VAL:HG22	2.20	0.40
63:KB:3:ARG:HG3	63:KB:6:SER:OG	2.21	0.40
66:NB:31:VAL:O	66:NB:32:ASN:HB2	2.21	0.40
66:NB:69:VAL:HG13	66:NB:81:ILE:HG22	2.04	0.40
72:TB:41:MET:O	72:TB:46:TYR:HB2	2.22	0.40
72:TB:74:VAL:O	72:TB:74:VAL:HG13	2.21	0.40
73:UB:49:ALA:O	73:UB:104:LEU:HB2	2.22	0.40
78:ZB:9:LEU:O	78:ZB:32:PHE:HA	2.20	0.40
82:DC:19:VAL:HG11	82:DC:452:ASN:OD1	2.22	0.40
82:DC:222:ILE:HG12	82:DC:223:ARG:N	2.36	0.40
82:DC:413:ILE:HG12	82:DC:459:ILE:HG23	2.02	0.40
82:DC:493:VAL:HG13	82:DC:556:ILE:CD1	2.51	0.40
83:EC:6849:A:H2'	83:EC:6850:C:C6	2.56	0.40

There are no symmetry-related clashes.

5.3 Torsion angles [i](#)

5.3.1 Protein backbone [i](#)

In the following table, the Percentiles column shows the percent Ramachandran outliers of the chain as a percentile score with respect to all PDB entries followed by that with respect to all EM entries.

The Analysed column shows the number of residues for which the backbone conformation was analysed, and the total number of residues.

Mol	Chain	Analysed	Favoured	Allowed	Outliers	Percentiles	
5	E	165/217 (76%)	129 (78%)	26 (16%)	10 (6%)	1	20
6	F	250/254 (98%)	177 (71%)	56 (22%)	17 (7%)	1	18
7	G	384/387 (99%)	293 (76%)	70 (18%)	21 (6%)	2	22
8	H	359/362 (99%)	259 (72%)	77 (21%)	23 (6%)	1	19
9	I	294/297 (99%)	226 (77%)	49 (17%)	19 (6%)	1	19
10	J	173/176 (98%)	125 (72%)	33 (19%)	15 (9%)	1	13
11	K	220/244 (90%)	165 (75%)	39 (18%)	16 (7%)	1	16

Continued on next page...

Continued from previous page...

Mol	Chain	Analysed	Favoured	Allowed	Outliers	Percentiles	
12	L	231/256 (90%)	180 (78%)	38 (16%)	13 (6%)	2	21
13	M	189/191 (99%)	150 (79%)	36 (19%)	3 (2%)	9	45
14	N	207/221 (94%)	169 (82%)	28 (14%)	10 (5%)	2	24
15	O	167/174 (96%)	128 (77%)	31 (19%)	8 (5%)	2	24
16	P	92/165 (56%)	62 (67%)	20 (22%)	10 (11%)	0	8
17	Q	191/199 (96%)	144 (75%)	35 (18%)	12 (6%)	1	19
18	R	134/138 (97%)	103 (77%)	23 (17%)	8 (6%)	1	20
19	S	201/204 (98%)	144 (72%)	46 (23%)	11 (6%)	2	22
20	T	195/199 (98%)	160 (82%)	27 (14%)	8 (4%)	3	26
21	U	181/184 (98%)	133 (74%)	35 (19%)	13 (7%)	1	17
22	V	183/186 (98%)	131 (72%)	39 (21%)	13 (7%)	1	17
23	W	186/189 (98%)	162 (87%)	19 (10%)	5 (3%)	5	34
24	X	170/172 (99%)	130 (76%)	31 (18%)	9 (5%)	2	22
25	Y	157/160 (98%)	124 (79%)	25 (16%)	8 (5%)	2	22
26	Z	98/121 (81%)	69 (70%)	23 (24%)	6 (6%)	1	20
27	AA	134/137 (98%)	107 (80%)	24 (18%)	3 (2%)	6	38
28	BA	59/155 (38%)	43 (73%)	11 (19%)	5 (8%)	1	13
29	CA	119/142 (84%)	84 (71%)	29 (24%)	6 (5%)	2	23
30	DA	124/127 (98%)	89 (72%)	28 (23%)	7 (6%)	2	21
31	EA	133/136 (98%)	108 (81%)	19 (14%)	6 (4%)	2	25
32	FA	146/149 (98%)	106 (73%)	31 (21%)	9 (6%)	1	20
33	GA	56/59 (95%)	48 (86%)	8 (14%)	0	100	100
34	HA	95/105 (90%)	80 (84%)	13 (14%)	2 (2%)	7	39
35	IA	107/113 (95%)	87 (81%)	17 (16%)	3 (3%)	5	33
36	JA	125/130 (96%)	95 (76%)	23 (18%)	7 (6%)	2	21
37	KA	104/107 (97%)	81 (78%)	17 (16%)	6 (6%)	1	21
38	LA	110/121 (91%)	76 (69%)	26 (24%)	8 (7%)	1	16
39	MA	117/120 (98%)	93 (80%)	20 (17%)	4 (3%)	3	30
40	NA	97/100 (97%)	80 (82%)	10 (10%)	7 (7%)	1	17
41	OA	85/88 (97%)	62 (73%)	18 (21%)	5 (6%)	1	20
42	PA	75/78 (96%)	64 (85%)	8 (11%)	3 (4%)	3	26

Continued on next page...

Continued from previous page...

Mol	Chain	Analysed	Favoured	Allowed	Outliers	Percentiles	
43	QA	48/51 (94%)	35 (73%)	9 (19%)	4 (8%)	1	13
44	RA	50/128 (39%)	32 (64%)	10 (20%)	8 (16%)	0	3
45	SA	23/25 (92%)	23 (100%)	0	0	100	100
46	TA	103/106 (97%)	75 (73%)	22 (21%)	6 (6%)	1	21
47	UA	89/92 (97%)	63 (71%)	18 (20%)	8 (9%)	1	13
48	VA	187/312 (60%)	132 (71%)	39 (21%)	16 (9%)	1	13
49	WA	316/319 (99%)	247 (78%)	63 (20%)	6 (2%)	8	41
50	XA	204/252 (81%)	146 (72%)	40 (20%)	18 (9%)	1	13
51	YA	212/255 (83%)	159 (75%)	36 (17%)	17 (8%)	1	14
52	ZA	215/254 (85%)	169 (79%)	37 (17%)	9 (4%)	3	26
53	AB	221/240 (92%)	191 (86%)	24 (11%)	6 (3%)	5	34
54	BB	258/261 (99%)	185 (72%)	60 (23%)	13 (5%)	2	23
55	CB	204/225 (91%)	159 (78%)	33 (16%)	12 (6%)	1	20
56	DB	224/236 (95%)	192 (86%)	21 (9%)	11 (5%)	2	23
57	EB	182/190 (96%)	130 (71%)	34 (19%)	18 (10%)	0	10
58	FB	184/200 (92%)	141 (77%)	36 (20%)	7 (4%)	3	27
59	GB	183/197 (93%)	144 (79%)	27 (15%)	12 (7%)	1	18
60	HB	94/105 (90%)	73 (78%)	15 (16%)	6 (6%)	1	19
61	IB	153/156 (98%)	113 (74%)	30 (20%)	10 (6%)	1	19
62	JB	122/143 (85%)	90 (74%)	21 (17%)	11 (9%)	1	13
63	KB	148/151 (98%)	124 (84%)	19 (13%)	5 (3%)	3	30
64	LB	125/137 (91%)	88 (70%)	26 (21%)	11 (9%)	1	13
65	MB	120/142 (84%)	91 (76%)	15 (12%)	14 (12%)	0	6
66	NB	139/143 (97%)	108 (78%)	24 (17%)	7 (5%)	2	23
67	OB	115/136 (85%)	79 (69%)	24 (21%)	12 (10%)	0	9
68	PB	143/146 (98%)	111 (78%)	24 (17%)	8 (6%)	2	21
69	QB	141/144 (98%)	122 (86%)	16 (11%)	3 (2%)	7	39
70	RB	105/121 (87%)	85 (81%)	15 (14%)	5 (5%)	2	24
71	SB	85/87 (98%)	63 (74%)	17 (20%)	5 (6%)	1	20
72	TB	127/130 (98%)	99 (78%)	24 (19%)	4 (3%)	4	31
73	UB	142/145 (98%)	108 (76%)	22 (16%)	12 (8%)	1	13

Continued on next page...

Continued from previous page...

Mol	Chain	Analysed	Favoured	Allowed	Outliers	Percentiles	
74	VB	132/135 (98%)	105 (80%)	20 (15%)	7 (5%)	2	22
75	WB	68/108 (63%)	47 (69%)	17 (25%)	4 (6%)	1	20
76	XB	95/119 (80%)	54 (57%)	32 (34%)	9 (10%)	0	12
77	YB	79/82 (96%)	59 (75%)	17 (22%)	3 (4%)	3	27
78	ZB	61/67 (91%)	43 (70%)	15 (25%)	3 (5%)	2	23
79	AC	51/56 (91%)	39 (76%)	11 (22%)	1 (2%)	7	40
80	BC	58/63 (92%)	38 (66%)	16 (28%)	4 (7%)	1	17
81	CC	69/152 (45%)	42 (61%)	18 (26%)	9 (13%)	0	5
82	DC	819/842 (97%)	646 (79%)	137 (17%)	36 (4%)	2	25
All	All	12207/13416 (91%)	9316 (76%)	2192 (18%)	699 (6%)	3	21

All (699) Ramachandran outliers are listed below:

Mol	Chain	Res	Type
5	E	70	ASP
6	F	29	LEU
6	F	34	TYR
6	F	68	LYS
7	G	187	SER
8	H	196	ASN
8	H	263	GLY
8	H	268	ALA
8	H	320	ASN
8	H	341	SER
9	I	124	GLU
9	I	141	PRO
9	I	176	SER
9	I	177	GLU
9	I	251	PRO
10	J	17	ALA
10	J	31	ARG
10	J	129	GLU
11	K	237	ASN
12	L	36	ILE
12	L	42	PRO
12	L	203	VAL
14	N	118	ALA
15	O	8	PRO
15	O	114	ILE

Continued on next page...

Continued from previous page...

Mol	Chain	Res	Type
17	Q	28	GLN
17	Q	47	ALA
17	Q	136	GLU
18	R	5	SER
18	R	9	ALA
19	S	187	ARG
20	T	150	GLU
21	U	85	ALA
21	U	117	ILE
22	V	97	PRO
22	V	176	ARG
24	X	130	GLU
25	Y	12	ARG
25	Y	69	LYS
25	Y	159	PHE
26	Z	49	ASN
27	AA	84	SER
28	BA	26	SER
29	CA	88	MET
31	EA	7	ALA
32	FA	27	LYS
32	FA	36	GLY
37	KA	50	ALA
38	LA	37	LYS
40	NA	4	LYS
41	OA	64	MET
43	QA	34	THR
44	RA	100	TYR
46	TA	38	GLN
46	TA	60	LYS
48	VA	30	VAL
48	VA	71	PRO
48	VA	106	ALA
51	YA	40	ASN
51	YA	55	LYS
51	YA	154	SER
51	YA	222	LYS
53	AB	93	ASP
53	AB	211	PRO
53	AB	221	SER
54	BB	76	VAL
54	BB	150	PRO

Continued on next page...

Continued from previous page...

Mol	Chain	Res	Type
54	BB	194	THR
54	BB	200	ARG
55	CB	51	VAL
55	CB	63	GLN
55	CB	64	VAL
55	CB	81	ARG
55	CB	100	ASN
57	EB	12	ALA
57	EB	31	SER
57	EB	32	PRO
57	EB	64	VAL
57	EB	97	ARG
57	EB	103	SER
58	FB	31	ARG
59	GB	132	ARG
59	GB	134	ILE
59	GB	138	LYS
61	IB	130	PRO
61	IB	155	LYS
62	JB	91	VAL
64	LB	18	ARG
64	LB	42	VAL
65	MB	17	TYR
65	MB	101	ALA
65	MB	125	PRO
66	NB	41	PRO
67	OB	90	ALA
67	OB	91	LEU
67	OB	95	ARG
68	PB	82	PRO
69	QB	96	ALA
71	SB	44	ARG
73	UB	67	ALA
73	UB	99	ASN
74	VB	50	ALA
75	WB	44	GLN
75	WB	86	GLU
76	XB	11	ASN
76	XB	47	ALA
78	ZB	36	THR
80	BC	43	ARG
80	BC	47	VAL

Continued on next page...

Continued from previous page...

Mol	Chain	Res	Type
80	BC	58	PRO
81	CC	146	SER
82	DC	296	ILE
82	DC	330	ALA
82	DC	332	ASP
82	DC	482	LYS
82	DC	483	PHE
82	DC	486	SER
82	DC	569	SER
5	E	22	GLU
6	F	6	ARG
6	F	14	SER
6	F	144	ASN
6	F	212	GLY
6	F	252	THR
7	G	142	ALA
7	G	244	ARG
7	G	258	ALA
7	G	312	VAL
7	G	351	LEU
7	G	357	LYS
8	H	14	GLU
8	H	62	ALA
8	H	81	GLY
8	H	82	THR
8	H	91	GLY
8	H	108	LYS
8	H	188	ARG
8	H	269	SER
9	I	21	ARG
9	I	42	ALA
9	I	117	GLU
9	I	233	ALA
9	I	259	LYS
10	J	67	GLY
10	J	99	GLU
10	J	109	GLU
11	K	92	ILE
11	K	143	THR
11	K	158	LYS
11	K	162	PRO
11	K	202	LEU

Continued on next page...

Continued from previous page...

Mol	Chain	Res	Type
12	L	37	GLY
12	L	79	GLN
12	L	120	LYS
12	L	182	GLY
13	M	50	ASN
14	N	164	LYS
14	N	194	GLY
16	P	68	GLN
16	P	69	ALA
16	P	77	ALA
16	P	88	PRO
16	P	107	ASP
16	P	144	ASP
17	Q	25	HIS
17	Q	58	VAL
17	Q	76	THR
17	Q	153	ASP
18	R	6	ILE
19	S	55	ALA
19	S	88	GLY
19	S	125	SER
19	S	145	ASP
21	U	5	GLY
22	V	8	LYS
22	V	24	VAL
22	V	61	PRO
22	V	168	THR
23	W	131	ALA
24	X	62	ASN
24	X	171	PHE
25	Y	136	ARG
25	Y	145	GLY
26	Z	38	ILE
26	Z	71	PHE
26	Z	91	ASP
27	AA	12	ARG
28	BA	50	ALA
28	BA	60	LYS
29	CA	89	LYS
29	CA	126	LEU
30	DA	45	ILE
30	DA	52	ARG

Continued on next page...

Continued from previous page...

Mol	Chain	Res	Type
30	DA	105	VAL
31	EA	89	VAL
32	FA	48	TYR
32	FA	117	ARG
32	FA	120	ASN
36	JA	55	ILE
38	LA	53	GLY
38	LA	63	ALA
38	LA	70	LYS
39	MA	93	THR
40	NA	18	THR
40	NA	34	SER
40	NA	62	ARG
40	NA	97	SER
41	OA	37	CYS
42	PA	49	SER
44	RA	124	LYS
46	TA	15	LYS
47	UA	28	LYS
47	UA	52	ALA
47	UA	68	ALA
48	VA	31	ASP
48	VA	111	ALA
48	VA	116	PRO
49	WA	120	SER
50	XA	32	HIS
50	XA	139	VAL
50	XA	157	ASP
50	XA	170	ILE
50	XA	191	ARG
50	XA	192	THR
51	YA	48	VAL
51	YA	180	THR
53	AB	216	PRO
54	BB	32	SER
55	CB	43	PHE
55	CB	79	ASN
55	CB	82	PHE
57	EB	14	THR
57	EB	162	ILE
58	FB	22	ARG
58	FB	59	ARG

Continued on next page...

Continued from previous page...

Mol	Chain	Res	Type
59	GB	150	LEU
60	HB	60	SER
60	HB	81	ASN
60	HB	93	GLN
61	IB	75	VAL
61	IB	146	ALA
62	JB	86	VAL
62	JB	106	ILE
62	JB	125	ASN
63	KB	24	ALA
63	KB	66	ILE
66	NB	15	SER
67	OB	74	GLN
67	OB	77	GLU
67	OB	89	SER
67	OB	115	LEU
68	PB	92	ILE
69	QB	69	LYS
71	SB	82	VAL
72	TB	57	ARG
73	UB	60	GLU
75	WB	94	LYS
82	DC	48	ALA
82	DC	108	HIS
82	DC	134	GLY
82	DC	285	PHE
82	DC	354	GLU
82	DC	424	ASP
82	DC	702	GLY
82	DC	789	GLY
82	DC	804	LEU
5	E	69	GLY
7	G	83	PRO
7	G	229	VAL
7	G	279	ASN
7	G	361	THR
7	G	386	ASP
8	H	55	LYS
8	H	90	PHE
8	H	92	ASN
8	H	140	HIS
8	H	146	PRO

Continued on next page...

Continued from previous page...

Mol	Chain	Res	Type
9	I	292	ALA
10	J	11	PRO
11	K	81	HIS
11	K	159	GLN
12	L	136	LEU
12	L	206	GLU
13	M	59	ASN
14	N	3	ARG
14	N	84	ALA
14	N	145	LYS
15	O	108	GLU
15	O	165	GLN
16	P	118	ASP
17	Q	150	PRO
18	R	10	SER
18	R	49	PRO
18	R	78	THR
19	S	166	ALA
20	T	12	LYS
20	T	128	ARG
21	U	20	SER
21	U	121	GLN
21	U	134	GLY
21	U	143	PRO
21	U	154	GLU
21	U	164	LYS
22	V	10	HIS
22	V	44	PHE
22	V	125	ASP
23	W	59	SER
24	X	66	GLU
25	Y	126	VAL
25	Y	138	SER
26	Z	45	GLY
29	CA	50	ALA
30	DA	46	LYS
32	FA	56	VAL
34	HA	20	SER
35	IA	102	LYS
36	JA	13	HIS
37	KA	8	TYR
37	KA	16	TYR

Continued on next page...

Continued from previous page...

Mol	Chain	Res	Type
38	LA	4	ARG
38	LA	59	PRO
41	OA	51	ALA
43	QA	22	PRO
43	QA	33	ASN
44	RA	125	LYS
46	TA	16	THR
48	VA	47	GLY
48	VA	55	LYS
48	VA	76	LEU
48	VA	183	PHE
49	WA	98	GLU
49	WA	146	GLY
51	YA	82	ARG
51	YA	103	MET
51	YA	206	PRO
51	YA	221	PRO
51	YA	224	ASP
52	ZA	39	THR
52	ZA	109	GLY
54	BB	245	LYS
56	DB	20	ASP
56	DB	154	ARG
57	EB	112	ARG
57	EB	156	SER
57	EB	166	LEU
58	FB	152	ILE
59	GB	98	ALA
59	GB	116	LEU
60	HB	64	TYR
62	JB	84	ASN
62	JB	119	SER
64	LB	22	SER
64	LB	45	GLY
64	LB	127	ARG
65	MB	53	PRO
65	MB	73	PRO
66	NB	39	VAL
66	NB	134	ALA
67	OB	87	GLU
68	PB	37	GLY
68	PB	83	ALA

Continued on next page...

Continued from previous page...

Mol	Chain	Res	Type
68	PB	102	ALA
70	RB	17	GLN
72	TB	99	PHE
73	UB	109	ARG
73	UB	112	LYS
74	VB	5	VAL
74	VB	95	GLY
76	XB	8	ASN
76	XB	31	PRO
76	XB	62	TYR
77	YB	75	GLU
77	YB	78	SER
78	ZB	37	SER
78	ZB	51	ASN
80	BC	53	LYS
81	CC	87	THR
81	CC	96	LYS
81	CC	111	GLU
82	DC	331	ALA
82	DC	351	TYR
82	DC	440	ARG
82	DC	549	HIS
5	E	128	LEU
5	E	139	SER
6	F	21	ARG
6	F	80	GLU
6	F	171	GLY
6	F	235	ALA
7	G	5	LYS
7	G	38	SER
7	G	50	LYS
7	G	155	ALA
7	G	171	LEU
7	G	200	GLU
8	H	36	HIS
8	H	233	LEU
8	H	301	PRO
8	H	307	GLN
8	H	338	LYS
10	J	33	SER
10	J	142	ASP
11	K	94	LYS

Continued on next page...

Continued from previous page...

Mol	Chain	Res	Type
11	K	97	PRO
11	K	147	LEU
11	K	197	GLN
11	K	226	GLY
12	L	157	VAL
14	N	16	PRO
14	N	24	ARG
14	N	75	TYR
15	O	26	SER
17	Q	132	ALA
17	Q	141	ALA
19	S	74	PRO
19	S	81	TYR
20	T	44	SER
20	T	189	ASP
21	U	3	ARG
21	U	70	THR
22	V	13	SER
22	V	18	ALA
22	V	20	LYS
24	X	2	ALA
24	X	13	ARG
24	X	153	PRO
26	Z	11	ILE
29	CA	90	ALA
30	DA	53	ASP
31	EA	31	GLU
32	FA	15	VAL
32	FA	115	LYS
35	IA	44	MET
35	IA	83	GLU
36	JA	5	PRO
36	JA	16	LYS
38	LA	29	ILE
39	MA	102	GLU
40	NA	3	VAL
41	OA	21	ARG
42	PA	35	GLY
43	QA	32	ASN
44	RA	79	GLU
44	RA	126	LYS
47	UA	6	LYS

Continued on next page...

Continued from previous page...

Mol	Chain	Res	Type
48	VA	130	PRO
49	WA	63	GLY
49	WA	185	GLN
50	XA	43	ASP
50	XA	103	THR
50	XA	169	SER
53	AB	196	ARG
53	AB	217	ILE
54	BB	74	GLY
55	CB	45	LYS
55	CB	127	GLN
56	DB	65	GLN
56	DB	118	GLU
57	EB	13	PRO
57	EB	74	GLN
59	GB	5	PRO
59	GB	22	SER
59	GB	71	PHE
60	HB	34	GLU
61	IB	6	THR
61	IB	40	LEU
61	IB	148	LYS
61	IB	153	PHE
62	JB	23	THR
63	KB	22	ALA
65	MB	9	LYS
65	MB	52	LYS
65	MB	69	GLU
66	NB	42	GLU
66	NB	130	GLY
67	OB	85	VAL
68	PB	62	THR
69	QB	29	GLU
70	RB	49	ASN
70	RB	71	PRO
71	SB	12	TYR
72	TB	30	SER
73	UB	5	LYS
73	UB	41	SER
73	UB	97	ASP
74	VB	4	ALA
75	WB	69	LEU

Continued on next page...

Continued from previous page...

Mol	Chain	Res	Type
81	CC	145	HIS
82	DC	190	SER
82	DC	346	VAL
82	DC	461	GLN
82	DC	680	GLU
82	DC	721	ASP
82	DC	751	ARG
82	DC	779	GLY
5	E	199	GLN
5	E	210	MET
6	F	217	GLN
6	F	231	SER
6	F	232	GLY
7	G	172	ALA
9	I	119	TYR
9	I	125	VAL
9	I	139	PRO
9	I	260	PHE
10	J	93	VAL
10	J	100	LYS
11	K	178	ILE
12	L	75	ILE
12	L	146	LYS
15	O	135	GLY
15	O	142	LYS
16	P	76	SER
17	Q	56	PRO
19	S	188	ARG
20	T	16	VAL
20	T	83	ALA
21	U	71	ALA
23	W	17	VAL
24	X	129	ILE
28	BA	27	LYS
29	CA	54	TYR
30	DA	17	LYS
31	EA	127	ASN
31	EA	132	SER
32	FA	23	GLY
36	JA	15	LYS
36	JA	21	HIS
37	KA	14	LEU

Continued on next page...

Continued from previous page...

Mol	Chain	Res	Type
39	MA	119	LYS
42	PA	70	PRO
44	RA	98	LYS
44	RA	123	PRO
47	UA	36	ARG
47	UA	37	TYR
47	UA	40	SER
47	UA	60	CYS
48	VA	83	ASN
48	VA	87	VAL
48	VA	180	PRO
50	XA	35	PRO
50	XA	83	GLN
50	XA	97	PRO
50	XA	118	PRO
50	XA	189	VAL
50	XA	195	TRP
51	YA	74	GLN
51	YA	207	LEU
51	YA	210	ILE
52	ZA	60	SER
54	BB	77	ARG
54	BB	202	ASP
55	CB	187	ILE
55	CB	188	LYS
56	DB	74	LYS
56	DB	135	PRO
56	DB	148	SER
57	EB	7	LYS
57	EB	98	ILE
58	FB	40	ALA
59	GB	118	LEU
59	GB	165	GLY
61	IB	3	THR
62	JB	131	ASP
64	LB	87	GLY
65	MB	28	MET
66	NB	142	TYR
67	OB	81	LYS
68	PB	60	GLU
68	PB	76	PRO
70	RB	54	GLY

Continued on next page...

Continued from previous page...

Mol	Chain	Res	Type
71	SB	46	ILE
71	SB	75	ASN
73	UB	70	LYS
73	UB	131	SER
74	VB	65	GLY
76	XB	45	VAL
76	XB	48	ALA
76	XB	59	TYR
76	XB	89	ARG
81	CC	88	PRO
81	CC	98	VAL
81	CC	102	VAL
82	DC	255	LYS
82	DC	420	PRO
82	DC	476	HIS
82	DC	661	ASP
5	E	30	GLU
7	G	63	PRO
7	G	303	LYS
9	I	112	LYS
9	I	230	ASP
9	I	253	PHE
12	L	47	SER
15	O	134	PRO
17	Q	94	GLY
19	S	68	ARG
22	V	146	SER
23	W	89	LEU
24	X	63	GLN
27	AA	88	ARG
37	KA	59	VAL
39	MA	117	ALA
40	NA	78	GLY
41	OA	32	LYS
44	RA	104	PRO
49	WA	227	ALA
50	XA	39	ASN
50	XA	109	ASN
51	YA	54	LEU
54	BB	49	ARG
54	BB	67	GLN
61	IB	113	PRO

Continued on next page...

Continued from previous page...

Mol	Chain	Res	Type
62	JB	93	ASP
64	LB	114	ARG
65	MB	12	PHE
65	MB	84	ILE
67	OB	24	LEU
67	OB	68	GLY
70	RB	107	THR
73	UB	44	GLY
74	VB	11	LYS
79	AC	11	PRO
81	CC	148	TYR
82	DC	811	PRO
5	E	120	VAL
5	E	125	GLY
9	I	290	ILE
10	J	79	VAL
10	J	168	GLY
11	K	96	PRO
18	R	39	ILE
20	T	111	PRO
21	U	78	VAL
25	Y	153	PRO
30	DA	90	VAL
38	LA	48	GLY
54	BB	239	PRO
56	DB	179	VAL
58	FB	3	ILE
58	FB	173	PRO
59	GB	156	ILE
62	JB	82	PRO
63	KB	46	THR
64	LB	130	GLY
11	K	26	VAL
13	M	43	VAL
23	W	90	PRO
34	HA	87	VAL
46	TA	52	GLY
46	TA	101	GLY
51	YA	35	PRO
52	ZA	75	GLY
52	ZA	150	GLN
57	EB	178	GLY

Continued on next page...

Continued from previous page...

Mol	Chain	Res	Type
62	JB	115	VAL
72	TB	84	GLY
77	YB	38	PRO
82	DC	445	ILE
6	F	228	GLY
14	N	197	VAL
16	P	87	GLU
19	S	186	GLY
28	BA	10	GLY
31	EA	104	PRO
36	JA	53	PRO
37	KA	81	VAL
51	YA	21	VAL
52	ZA	74	PRO
52	ZA	86	VAL
56	DB	69	LEU
56	DB	70	PRO
57	EB	144	VAL
60	HB	87	VAL
64	LB	88	GLY
65	MB	11	VAL
82	DC	121	VAL
82	DC	706	ILE
10	J	140	VAL
16	P	132	ILE
18	R	30	GLY
48	VA	33	VAL
52	ZA	125	ILE
54	BB	35	PRO
56	DB	153	VAL
64	LB	16	VAL
65	MB	68	PRO
65	MB	90	ILE
73	UB	6	PRO
74	VB	67	GLY
82	DC	444	PRO
6	F	57	PRO
48	VA	121	VAL
50	XA	42	PRO
52	ZA	36	VAL
57	EB	145	GLY
64	LB	95	GLY

Continued on next page...

Continued from previous page...

Mol	Chain	Res	Type
63	KB	23	PRO
10	J	123	PRO

5.3.2 Protein sidechains [i](#)

In the following table, the Percentiles column shows the percent sidechain outliers of the chain as a percentile score with respect to all PDB entries followed by that with respect to all EM entries.

The Analysed column shows the number of residues for which the sidechain conformation was analysed, and the total number of residues.

Mol	Chain	Analysed	Rotameric	Outliers	Percentiles
5	E	157/198 (79%)	136 (87%)	21 (13%)	4 20
6	F	194/196 (99%)	172 (89%)	22 (11%)	6 25
7	G	322/323 (100%)	295 (92%)	27 (8%)	11 37
8	H	288/289 (100%)	249 (86%)	39 (14%)	4 20
9	I	244/245 (100%)	220 (90%)	24 (10%)	8 29
10	J	152/153 (99%)	141 (93%)	11 (7%)	14 41
11	K	186/205 (91%)	165 (89%)	21 (11%)	6 25
12	L	191/208 (92%)	169 (88%)	22 (12%)	5 24
13	M	171/171 (100%)	154 (90%)	17 (10%)	8 29
14	N	180/187 (96%)	161 (89%)	19 (11%)	6 27
15	O	147/150 (98%)	134 (91%)	13 (9%)	10 34
16	P	81/136 (60%)	70 (86%)	11 (14%)	3 20
17	Q	154/159 (97%)	136 (88%)	18 (12%)	5 23
18	R	107/109 (98%)	96 (90%)	11 (10%)	7 28
19	S	175/176 (99%)	150 (86%)	25 (14%)	3 18
20	T	160/162 (99%)	141 (88%)	19 (12%)	5 23
21	U	145/146 (99%)	122 (84%)	23 (16%)	2 16
22	V	150/151 (99%)	134 (89%)	16 (11%)	6 27
23	W	153/154 (99%)	138 (90%)	15 (10%)	8 29
24	X	156/156 (100%)	141 (90%)	15 (10%)	8 30
25	Y	136/137 (99%)	114 (84%)	22 (16%)	2 15
26	Z	87/107 (81%)	85 (98%)	2 (2%)	50 70

Continued on next page...

Continued from previous page...

Mol	Chain	Analysed	Rotameric	Outliers	Percentiles	
27	AA	104/105 (99%)	93 (89%)	11 (11%)	6	27
28	BA	54/129 (42%)	45 (83%)	9 (17%)	2	14
29	CA	105/118 (89%)	97 (92%)	8 (8%)	13	40
30	DA	109/110 (99%)	94 (86%)	15 (14%)	3	20
31	EA	115/116 (99%)	105 (91%)	10 (9%)	10	34
32	FA	118/119 (99%)	105 (89%)	13 (11%)	6	26
33	GA	46/47 (98%)	42 (91%)	4 (9%)	10	34
34	HA	81/88 (92%)	75 (93%)	6 (7%)	13	40
35	IA	96/97 (99%)	89 (93%)	7 (7%)	14	41
36	JA	109/111 (98%)	100 (92%)	9 (8%)	11	37
37	KA	90/91 (99%)	80 (89%)	10 (11%)	6	25
38	LA	95/103 (92%)	90 (95%)	5 (5%)	22	50
39	MA	104/105 (99%)	96 (92%)	8 (8%)	13	39
40	NA	81/82 (99%)	75 (93%)	6 (7%)	13	40
41	OA	70/71 (99%)	60 (86%)	10 (14%)	3	18
42	PA	68/69 (99%)	63 (93%)	5 (7%)	13	40
43	QA	45/46 (98%)	39 (87%)	6 (13%)	4	21
44	RA	47/116 (40%)	44 (94%)	3 (6%)	17	45
45	SA	23/23 (100%)	20 (87%)	3 (13%)	4	21
46	TA	90/91 (99%)	80 (89%)	10 (11%)	6	25
47	UA	71/72 (99%)	65 (92%)	6 (8%)	10	36
48	VA	160/254 (63%)	147 (92%)	13 (8%)	11	38
49	WA	261/262 (100%)	246 (94%)	15 (6%)	20	48
50	XA	173/210 (82%)	155 (90%)	18 (10%)	7	27
52	ZA	176/205 (86%)	170 (97%)	6 (3%)	37	61
53	AB	182/195 (93%)	167 (92%)	15 (8%)	11	37
54	BB	221/222 (100%)	202 (91%)	19 (9%)	10	36
55	CB	173/191 (91%)	162 (94%)	11 (6%)	17	45
56	DB	193/201 (96%)	187 (97%)	6 (3%)	40	62
57	EB	165/170 (97%)	157 (95%)	8 (5%)	25	52
58	FB	150/161 (93%)	141 (94%)	9 (6%)	19	47

Continued on next page...

Continued from previous page...

Mol	Chain	Analysed	Rotameric	Outliers	Percentiles	
59	GB	158/166 (95%)	143 (90%)	15 (10%)	8	30
60	HB	89/98 (91%)	83 (93%)	6 (7%)	16	43
61	IB	136/137 (99%)	127 (93%)	9 (7%)	16	44
63	KB	127/128 (99%)	119 (94%)	8 (6%)	18	45
65	MB	103/118 (87%)	98 (95%)	5 (5%)	25	52
66	NB	117/119 (98%)	108 (92%)	9 (8%)	13	39
67	OB	82/124 (66%)	77 (94%)	5 (6%)	18	46
68	PB	128/129 (99%)	116 (91%)	12 (9%)	8	30
69	QB	115/116 (99%)	105 (91%)	10 (9%)	10	34
70	RB	100/114 (88%)	90 (90%)	10 (10%)	7	28
71	SB	74/74 (100%)	66 (89%)	8 (11%)	6	26
72	TB	110/111 (99%)	99 (90%)	11 (10%)	7	28
73	UB	119/120 (99%)	110 (92%)	9 (8%)	13	40
74	VB	112/113 (99%)	103 (92%)	9 (8%)	12	38
75	WB	61/89 (68%)	56 (92%)	5 (8%)	11	37
77	YB	70/71 (99%)	69 (99%)	1 (1%)	67	80
78	ZB	56/60 (93%)	49 (88%)	7 (12%)	4	22
79	AC	47/49 (96%)	44 (94%)	3 (6%)	17	45
80	BC	51/54 (94%)	45 (88%)	6 (12%)	5	23
82	DC	699/714 (98%)	641 (92%)	58 (8%)	11	37
All	All	9865/10602 (93%)	8962 (91%)	903 (9%)	13	31

All (903) residues with a non-rotameric sidechain are listed below:

Mol	Chain	Res	Type
5	E	4	ILE
5	E	16	LEU
5	E	66	CYS
5	E	68	PHE
5	E	70	ASP
5	E	72	PHE
5	E	91	LYS
5	E	103	LEU
5	E	114	GLU
5	E	116	LEU

Continued on next page...

Continued from previous page...

Mol	Chain	Res	Type
5	E	117	ILE
5	E	122	ARG
5	E	123	LEU
5	E	142	ASP
5	E	150	ASP
5	E	181	ASN
5	E	187	VAL
5	E	189	PHE
5	E	205	VAL
5	E	207	LYS
5	E	215	ARG
6	F	22	LEU
6	F	29	LEU
6	F	30	ARG
6	F	72	ARG
6	F	102	LEU
6	F	109	GLU
6	F	117	GLU
6	F	126	LEU
6	F	134	VAL
6	F	135	ILE
6	F	149	ARG
6	F	165	VAL
6	F	191	LEU
6	F	193	ARG
6	F	198	LYS
6	F	204	MET
6	F	216	HIS
6	F	221	LYS
6	F	224	THR
6	F	227	ARG
6	F	241	ARG
6	F	246	LEU
7	G	25	ILE
7	G	58	ARG
7	G	61	ASP
7	G	74	GLU
7	G	76	VAL
7	G	79	VAL
7	G	87	VAL
7	G	95	THR
7	G	114	VAL

Continued on next page...

Continued from previous page...

Mol	Chain	Res	Type
7	G	120	LYS
7	G	126	LYS
7	G	160	VAL
7	G	162	VAL
7	G	168	LYS
7	G	173	GLN
7	G	174	LYS
7	G	198	HIS
7	G	210	GLU
7	G	230	THR
7	G	240	ARG
7	G	246	LEU
7	G	248	LYS
7	G	264	VAL
7	G	278	ILE
7	G	311	PHE
7	G	332	ARG
7	G	338	LEU
8	H	18	ASN
8	H	20	LEU
8	H	50	TYR
8	H	59	GLN
8	H	67	THR
8	H	74	ILE
8	H	76	ARG
8	H	90	PHE
8	H	93	MET
8	H	99	MET
8	H	104	LYS
8	H	105	THR
8	H	109	TRP
8	H	112	LYS
8	H	114	ASN
8	H	116	ASN
8	H	140	HIS
8	H	142	VAL
8	H	194	TYR
8	H	197	ARG
8	H	202	ARG
8	H	206	LEU
8	H	221	ASN
8	H	226	GLU

Continued on next page...

Continued from previous page...

Mol	Chain	Res	Type
8	H	244	LEU
8	H	249	ILE
8	H	259	ASP
8	H	265	GLU
8	H	267	VAL
8	H	291	ASN
8	H	294	GLU
8	H	295	ILE
8	H	301	PRO
8	H	307	GLN
8	H	316	ASN
8	H	322	GLN
8	H	332	LYS
8	H	349	THR
8	H	355	PHE
9	I	3	PHE
9	I	8	LYS
9	I	12	TYR
9	I	16	PHE
9	I	22	ARG
9	I	23	ARG
9	I	24	ARG
9	I	25	GLU
9	I	33	ARG
9	I	35	ARG
9	I	41	LYS
9	I	45	ASN
9	I	70	THR
9	I	105	ILE
9	I	120	LYS
9	I	131	LEU
9	I	142	PHE
9	I	155	THR
9	I	194	LEU
9	I	219	PHE
9	I	222	LEU
9	I	257	GLU
9	I	276	LYS
9	I	293	LEU
10	J	5	LYS
10	J	18	LEU
10	J	19	LYS

Continued on next page...

Continued from previous page...

Mol	Chain	Res	Type
10	J	20	LYS
10	J	30	LEU
10	J	54	TYR
10	J	60	ASP
10	J	72	ASN
10	J	80	ASN
10	J	155	LEU
10	J	174	LEU
11	K	24	GLU
11	K	25	GLN
11	K	29	GLU
11	K	47	ARG
11	K	80	GLN
11	K	94	LYS
11	K	96	PRO
11	K	101	LYS
11	K	127	LEU
11	K	145	ARG
11	K	146	GLN
11	K	170	GLU
11	K	176	TYR
11	K	179	LEU
11	K	189	ILE
11	K	191	VAL
11	K	216	VAL
11	K	229	PHE
11	K	231	ASN
11	K	239	LEU
11	K	240	VAL
12	L	44	ARG
12	L	46	LEU
12	L	48	ARG
12	L	49	TYR
12	L	50	VAL
12	L	55	TYR
12	L	65	LEU
12	L	77	GLN
12	L	80	TYR
12	L	84	ARG
12	L	118	GLU
12	L	122	LYS
12	L	124	ASP

Continued on next page...

Continued from previous page...

Mol	Chain	Res	Type
12	L	134	TYR
12	L	150	LEU
12	L	161	GLU
12	L	162	LEU
12	L	163	VAL
12	L	190	VAL
12	L	195	SER
12	L	200	LEU
12	L	246	MET
13	M	36	LYS
13	M	41	ILE
13	M	49	ASN
13	M	50	ASN
13	M	62	ARG
13	M	68	LEU
13	M	69	ARG
13	M	72	LYS
13	M	73	SER
13	M	86	TYR
13	M	88	TYR
13	M	92	TYR
13	M	94	TYR
13	M	146	LEU
13	M	170	LYS
13	M	172	ILE
13	M	177	ASP
14	N	3	ARG
14	N	23	ASN
14	N	32	ARG
14	N	33	ILE
14	N	36	LEU
14	N	44	ASP
14	N	52	LEU
14	N	65	LEU
14	N	82	ARG
14	N	91	VAL
14	N	92	HIS
14	N	128	ARG
14	N	139	ARG
14	N	144	ASN
14	N	153	ARG
14	N	163	GLN

Continued on next page...

Continued from previous page...

Mol	Chain	Res	Type
14	N	165	ILE
14	N	169	LYS
14	N	206	LEU
15	O	10	ARG
15	O	30	LEU
15	O	60	ARG
15	O	65	ILE
15	O	92	ARG
15	O	94	ARG
15	O	101	ASN
15	O	112	LEU
15	O	128	TYR
15	O	129	VAL
15	O	138	VAL
15	O	142	LYS
15	O	163	PHE
16	P	57	LYS
16	P	61	GLN
16	P	64	ILE
16	P	79	SER
16	P	88	PRO
16	P	90	ARG
16	P	92	ARG
16	P	114	ARG
16	P	115	GLN
16	P	129	THR
16	P	133	LEU
17	Q	35	ARG
17	Q	46	ILE
17	Q	49	ARG
17	Q	54	LEU
17	Q	55	ARG
17	Q	67	ARG
17	Q	76	THR
17	Q	85	LEU
17	Q	86	THR
17	Q	89	TYR
17	Q	98	ASP
17	Q	99	HIS
17	Q	100	ARG
17	Q	136	GLU
17	Q	137	GLN

Continued on next page...

Continued from previous page...

Mol	Chain	Res	Type
17	Q	139	LEU
17	Q	167	PHE
17	Q	168	ARG
18	R	21	VAL
18	R	24	LYS
18	R	42	LYS
18	R	50	LYS
18	R	55	ARG
18	R	92	GLU
18	R	94	TRP
18	R	103	ILE
18	R	121	MET
18	R	123	LEU
18	R	129	TYR
19	S	10	LEU
19	S	13	LYS
19	S	17	ASP
19	S	37	HIS
19	S	38	ARG
19	S	43	THR
19	S	49	ARG
19	S	50	ARG
19	S	62	TYR
19	S	75	VAL
19	S	90	ASN
19	S	104	GLU
19	S	113	LEU
19	S	116	LEU
19	S	119	TYR
19	S	135	VAL
19	S	147	ARG
19	S	150	TRP
19	S	153	ASP
19	S	155	VAL
19	S	159	ARG
19	S	164	LEU
19	S	172	ARG
19	S	193	ARG
19	S	195	ASN
20	T	39	GLU
20	T	48	PHE
20	T	49	ARG

Continued on next page...

Continued from previous page...

Mol	Chain	Res	Type
20	T	68	ARG
20	T	72	HIS
20	T	74	ARG
20	T	78	ARG
20	T	80	PHE
20	T	87	MET
20	T	117	ARG
20	T	122	GLN
20	T	128	ARG
20	T	148	LYS
20	T	159	LYS
20	T	160	ARG
20	T	167	TYR
20	T	170	LYS
20	T	174	PHE
20	T	197	LEU
21	U	3	ARG
21	U	53	ASP
21	U	72	GLN
21	U	92	GLN
21	U	94	LEU
21	U	96	GLN
21	U	101	ASN
21	U	111	LYS
21	U	121	GLN
21	U	124	LYS
21	U	125	GLN
21	U	126	ARG
21	U	129	THR
21	U	130	TYR
21	U	131	ARG
21	U	139	TYR
21	U	140	GLU
21	U	145	HIS
21	U	146	ILE
21	U	147	GLU
21	U	159	LYS
21	U	168	LEU
21	U	180	LYS
22	V	9	GLN
22	V	32	LEU
22	V	33	TYR

Continued on next page...

Continued from previous page...

Mol	Chain	Res	Type
22	V	89	ASP
22	V	95	GLU
22	V	99	THR
22	V	107	THR
22	V	113	LYS
22	V	120	GLU
22	V	127	LEU
22	V	138	LEU
22	V	141	ARG
22	V	152	HIS
22	V	164	ARG
22	V	178	ARG
22	V	185	LYS
23	W	10	LEU
23	W	24	LEU
23	W	47	ASN
23	W	78	TYR
23	W	89	LEU
23	W	109	TYR
23	W	116	ASP
23	W	125	LYS
23	W	133	LYS
23	W	134	HIS
23	W	148	ASP
23	W	151	ARG
23	W	152	GLU
23	W	165	LYS
23	W	182	ASP
24	X	34	GLU
24	X	52	LYS
24	X	78	TRP
24	X	79	VAL
24	X	87	THR
24	X	107	TYR
24	X	110	MET
24	X	119	ARG
24	X	128	GLU
24	X	131	LYS
24	X	137	ARG
24	X	139	TYR
24	X	152	LEU
24	X	158	LYS

Continued on next page...

Continued from previous page...

Mol	Chain	Res	Type
24	X	165	TYR
25	Y	17	ARG
25	Y	20	ARG
25	Y	26	HIS
25	Y	27	LEU
25	Y	33	VAL
25	Y	52	MET
25	Y	56	PHE
25	Y	60	LYS
25	Y	64	VAL
25	Y	72	VAL
25	Y	76	ILE
25	Y	77	ASN
25	Y	79	MET
25	Y	83	ARG
25	Y	84	TYR
25	Y	86	GLU
25	Y	89	LEU
25	Y	91	LEU
25	Y	106	LEU
25	Y	136	ARG
25	Y	139	ARG
25	Y	151	LEU
26	Z	40	HIS
26	Z	88	GLN
27	AA	9	THR
27	AA	12	ARG
27	AA	33	ASN
27	AA	54	LEU
27	AA	68	GLU
27	AA	83	LYS
27	AA	93	LEU
27	AA	102	ILE
27	AA	104	ASN
27	AA	115	THR
27	AA	124	ASP
28	BA	1	MET
28	BA	4	GLU
28	BA	17	ARG
28	BA	34	SER
28	BA	40	PHE
28	BA	41	LYS

Continued on next page...

Continued from previous page...

Mol	Chain	Res	Type
28	BA	43	ARG
28	BA	45	ASN
28	BA	49	ILE
29	CA	38	LEU
29	CA	58	ASP
29	CA	60	TYR
29	CA	63	ILE
29	CA	86	VAL
29	CA	121	LYS
29	CA	125	ARG
29	CA	142	ILE
30	DA	12	ARG
30	DA	19	TYR
30	DA	28	ARG
30	DA	37	LYS
30	DA	42	GLN
30	DA	45	ILE
30	DA	50	ILE
30	DA	54	ASP
30	DA	57	LEU
30	DA	66	GLN
30	DA	74	TYR
30	DA	105	VAL
30	DA	107	THR
30	DA	114	ASP
30	DA	115	ARG
31	EA	5	LEU
31	EA	21	LYS
31	EA	38	PHE
31	EA	71	PHE
31	EA	74	VAL
31	EA	85	TYR
31	EA	99	GLU
31	EA	121	ARG
31	EA	134	LEU
31	EA	135	ARG
32	FA	7	LYS
32	FA	10	LYS
32	FA	34	MET
32	FA	39	HIS
32	FA	41	HIS
32	FA	46	ASP

Continued on next page...

Continued from previous page...

Mol	Chain	Res	Type
32	FA	60	TYR
32	FA	68	PHE
32	FA	70	LYS
32	FA	73	LEU
32	FA	78	LEU
32	FA	88	ASP
32	FA	129	PHE
33	GA	14	ARG
33	GA	36	ASP
33	GA	41	ARG
33	GA	59	LYS
34	HA	38	LYS
34	HA	55	GLU
34	HA	62	LEU
34	HA	66	LYS
34	HA	84	LEU
34	HA	86	ARG
35	IA	19	ARG
35	IA	31	ARG
35	IA	33	VAL
35	IA	39	PHE
35	IA	59	ILE
35	IA	64	VAL
35	IA	112	ASP
36	JA	8	LYS
36	JA	32	TRP
36	JA	33	ARG
36	JA	36	LYS
36	JA	73	THR
36	JA	78	ASN
36	JA	82	LEU
36	JA	85	LEU
36	JA	92	TYR
37	KA	42	GLN
37	KA	43	PHE
37	KA	44	TYR
37	KA	57	LYS
37	KA	78	SER
37	KA	80	VAL
37	KA	85	PHE
37	KA	86	ARG
37	KA	87	ASN

Continued on next page...

Continued from previous page...

Mol	Chain	Res	Type
37	KA	106	ASN
38	LA	20	ILE
38	LA	23	VAL
38	LA	59	PRO
38	LA	67	LYS
38	LA	97	GLU
39	MA	49	LYS
39	MA	64	GLU
39	MA	71	LYS
39	MA	75	TYR
39	MA	79	ASP
39	MA	89	ARG
39	MA	104	GLN
39	MA	119	LYS
40	NA	21	THR
40	NA	53	TYR
40	NA	60	LEU
40	NA	76	ARG
40	NA	80	PHE
40	NA	99	ARG
41	OA	10	LYS
41	OA	13	ASN
41	OA	17	THR
41	OA	18	LEU
41	OA	25	ARG
41	OA	37	CYS
41	OA	49	TRP
41	OA	55	ARG
41	OA	57	HIS
41	OA	67	LEU
42	PA	26	LYS
42	PA	28	ASN
42	PA	38	PHE
42	PA	65	LEU
42	PA	70	PRO
43	QA	21	ARG
43	QA	33	ASN
43	QA	35	ILE
43	QA	38	ASN
43	QA	41	ARG
43	QA	48	LYS
44	RA	89	TYR

Continued on next page...

Continued from previous page...

Mol	Chain	Res	Type
44	RA	91	CYS
44	RA	100	TYR
45	SA	5	TRP
45	SA	11	ARG
45	SA	21	ARG
46	TA	19	LYS
46	TA	20	HIS
46	TA	43	TYR
46	TA	46	LYS
46	TA	60	LYS
46	TA	61	LYS
46	TA	78	LYS
46	TA	80	ARG
46	TA	99	GLN
46	TA	106	PHE
47	UA	4	ARG
47	UA	24	ARG
47	UA	28	LYS
47	UA	30	GLU
47	UA	45	LYS
47	UA	59	CYS
48	VA	6	GLU
48	VA	23	LYS
48	VA	45	LEU
48	VA	55	LYS
48	VA	67	LEU
48	VA	70	LEU
48	VA	104	ARG
48	VA	117	GLU
48	VA	120	TRP
48	VA	126	THR
48	VA	135	PHE
48	VA	155	ASP
48	VA	189	GLN
49	WA	53	LYS
49	WA	59	ARG
49	WA	114	ASP
49	WA	117	LYS
49	WA	136	ILE
49	WA	137	LYS
49	WA	147	HIS
49	WA	175	ASP

Continued on next page...

Continued from previous page...

Mol	Chain	Res	Type
49	WA	181	TRP
49	WA	207	ASP
49	WA	217	ASP
49	WA	225	LEU
49	WA	232	TYR
49	WA	268	GLN
49	WA	269	TYR
50	XA	24	LEU
50	XA	38	PHE
50	XA	62	ARG
50	XA	69	ASN
50	XA	92	HIS
50	XA	97	PRO
50	XA	101	ARG
50	XA	109	ASN
50	XA	113	ARG
50	XA	125	ASP
50	XA	146	LEU
50	XA	155	PHE
50	XA	157	ASP
50	XA	163	ASN
50	XA	188	LEU
50	XA	195	TRP
50	XA	197	ILE
50	XA	200	ASP
52	ZA	53	ILE
52	ZA	82	ASN
52	ZA	99	LYS
52	ZA	106	ASP
52	ZA	113	LEU
52	ZA	117	THR
53	AB	17	PHE
53	AB	57	ASP
53	AB	84	ILE
53	AB	92	GLN
53	AB	105	MET
53	AB	107	PHE
53	AB	115	ILE
53	AB	127	MET
53	AB	146	ARG
53	AB	150	MET
53	AB	158	ILE

Continued on next page...

Continued from previous page...

Mol	Chain	Res	Type
53	AB	169	ASP
53	AB	213	GLU
53	AB	215	GLU
53	AB	223	LYS
54	BB	6	LYS
54	BB	11	ARG
54	BB	17	HIS
54	BB	23	LEU
54	BB	30	ARG
54	BB	38	LEU
54	BB	77	ARG
54	BB	92	LEU
54	BB	106	LYS
54	BB	108	ARG
54	BB	133	LYS
54	BB	158	ASP
54	BB	182	TYR
54	BB	187	ARG
54	BB	206	ASP
54	BB	215	ASP
54	BB	223	ASN
54	BB	227	VAL
54	BB	240	LYS
55	CB	25	LEU
55	CB	42	LEU
55	CB	86	GLN
55	CB	93	LEU
55	CB	99	MET
55	CB	128	ASN
55	CB	156	ARG
55	CB	157	ARG
55	CB	166	ARG
55	CB	194	LEU
55	CB	215	ASP
56	DB	7	TYR
56	DB	25	ARG
56	DB	77	LEU
56	DB	98	ARG
56	DB	132	ARG
56	DB	220	LYS
57	EB	8	ILE
57	EB	24	PHE

Continued on next page...

Continued from previous page...

Mol	Chain	Res	Type
57	EB	85	PHE
57	EB	92	PHE
57	EB	114	ARG
57	EB	128	ASP
57	EB	173	TYR
57	EB	185	ILE
58	FB	5	ARG
58	FB	8	ARG
58	FB	20	GLN
58	FB	47	ARG
58	FB	87	ASN
58	FB	116	HIS
58	FB	137	LYS
58	FB	179	CYS
58	FB	182	TYR
59	GB	39	LYS
59	GB	58	ASP
59	GB	79	ARG
59	GB	89	ASP
59	GB	92	LYS
59	GB	93	LEU
59	GB	95	TYR
59	GB	102	GLU
59	GB	109	LEU
59	GB	120	LYS
59	GB	138	LYS
59	GB	149	ARG
59	GB	161	THR
59	GB	175	ARG
59	GB	182	GLU
60	HB	32	HIS
60	HB	34	GLU
60	HB	49	LEU
60	HB	59	PHE
60	HB	76	LEU
60	HB	82	LEU
61	IB	4	GLU
61	IB	22	ASN
61	IB	67	ARG
61	IB	88	ARG
61	IB	100	TYR
61	IB	119	VAL

Continued on next page...

Continued from previous page...

Mol	Chain	Res	Type
61	IB	130	PRO
61	IB	136	ARG
61	IB	155	LYS
63	KB	3	ARG
63	KB	25	TRP
63	KB	43	LYS
63	KB	76	LYS
63	KB	88	LEU
63	KB	108	ASP
63	KB	128	TYR
63	KB	151	ASN
65	MB	43	ARG
65	MB	44	ARG
65	MB	81	ARG
65	MB	110	GLU
65	MB	123	TYR
66	NB	10	PHE
66	NB	41	PRO
66	NB	52	LEU
66	NB	58	ASP
66	NB	69	VAL
66	NB	70	THR
66	NB	117	LEU
66	NB	137	ARG
66	NB	143	ARG
67	OB	5	ARG
67	OB	29	GLN
67	OB	69	ILE
67	OB	105	GLN
67	OB	117	LEU
68	PB	3	LEU
68	PB	11	PHE
68	PB	15	LEU
68	PB	28	ILE
68	PB	51	ASP
68	PB	82	PRO
68	PB	85	PHE
68	PB	90	ASN
68	PB	92	ILE
68	PB	128	PHE
68	PB	132	ARG
68	PB	136	GLN

Continued on next page...

Continued from previous page...

Mol	Chain	Res	Type
69	QB	13	ASP
69	QB	22	LEU
69	QB	28	LEU
69	QB	30	VAL
69	QB	35	ASP
69	QB	38	LYS
69	QB	67	MET
69	QB	68	ARG
69	QB	130	ARG
69	QB	131	ASP
70	RB	15	GLN
70	RB	33	GLN
70	RB	46	GLU
70	RB	48	HIS
70	RB	57	ARG
70	RB	61	LYS
70	RB	72	ASN
70	RB	77	LYS
70	RB	89	ARG
70	RB	108	ILE
71	SB	3	ASN
71	SB	5	LYS
71	SB	8	LEU
71	SB	11	LEU
71	SB	41	GLU
71	SB	50	TYR
71	SB	66	ASP
71	SB	85	TYR
72	TB	9	ASP
72	TB	11	LEU
72	TB	23	ARG
72	TB	24	GLN
72	TB	25	VAL
72	TB	41	MET
72	TB	49	GLU
72	TB	65	LEU
72	TB	89	TRP
72	TB	104	LEU
72	TB	120	HIS
73	UB	9	LEU
73	UB	16	ARG
73	UB	19	ARG

Continued on next page...

Continued from previous page...

Mol	Chain	Res	Type
73	UB	23	ARG
73	UB	24	TRP
73	UB	52	ILE
73	UB	69	ARG
73	UB	82	LYS
73	UB	101	GLU
74	VB	17	LEU
74	VB	32	ARG
74	VB	34	ASN
74	VB	57	VAL
74	VB	72	PHE
74	VB	94	TYR
74	VB	123	LYS
74	VB	127	LYS
74	VB	132	ARG
75	WB	42	LEU
75	WB	58	ARG
75	WB	69	LEU
75	WB	98	GLN
75	WB	100	ILE
77	YB	29	ARG
78	ZB	9	LEU
78	ZB	19	THR
78	ZB	32	PHE
78	ZB	34	GLU
78	ZB	52	ASP
78	ZB	58	GLU
78	ZB	60	GLU
79	AC	10	HIS
79	AC	19	ARG
79	AC	32	ARG
80	BC	8	LEU
80	BC	20	LYS
80	BC	26	LYS
80	BC	39	LEU
80	BC	47	VAL
80	BC	53	LYS
82	DC	12	LEU
82	DC	18	ASN
82	DC	22	MET
82	DC	32	LYS
82	DC	37	ASP

Continued on next page...

Continued from previous page...

Mol	Chain	Res	Type
82	DC	70	ILE
82	DC	90	LYS
82	DC	94	ASP
82	DC	108	HIS
82	DC	120	ARG
82	DC	121	VAL
82	DC	138	GLN
82	DC	194	ASP
82	DC	202	VAL
82	DC	221	THR
82	DC	222	ILE
82	DC	236	ASP
82	DC	240	MET
82	DC	242	ASP
82	DC	281	ILE
82	DC	320	LEU
82	DC	332	ASP
82	DC	388	THR
82	DC	394	PHE
82	DC	440	ARG
82	DC	441	PHE
82	DC	446	ASP
82	DC	456	LEU
82	DC	482	LYS
82	DC	490	GLN
82	DC	501	LEU
82	DC	506	GLU
82	DC	568	GLU
82	DC	583	HIS
82	DC	596	GLU
82	DC	598	SER
82	DC	612	PHE
82	DC	629	ASP
82	DC	633	ILE
82	DC	636	PHE
82	DC	647	ILE
82	DC	654	GLN
82	DC	661	ASP
82	DC	677	PHE
82	DC	679	GLU
82	DC	681	MET
82	DC	721	ASP

Continued on next page...

Continued from previous page...

Mol	Chain	Res	Type
82	DC	723	LYS
82	DC	724	ILE
82	DC	726	GLU
82	DC	743	ILE
82	DC	744	TYR
82	DC	748	ASN
82	DC	766	PHE
82	DC	767	THR
82	DC	810	ASP
82	DC	825	ARG
82	DC	836	GLN

Sometimes sidechains can be flipped to improve hydrogen bonding and reduce clashes. All (283) such sidechains are listed below:

Mol	Chain	Res	Type
5	E	8	GLN
5	E	27	ASN
5	E	94	ASN
5	E	119	GLN
5	E	127	GLN
5	E	197	ASN
6	F	79	ASN
6	F	115	ASN
6	F	132	ASN
6	F	187	HIS
6	F	216	HIS
6	F	217	GLN
6	F	253	GLN
7	G	11	HIS
7	G	163	HIS
7	G	165	GLN
7	G	198	HIS
7	G	211	GLN
7	G	256	HIS
7	G	279	ASN
7	G	345	ASN
8	H	5	GLN
8	H	45	ASN
8	H	59	GLN
8	H	114	ASN
8	H	116	ASN
8	H	196	ASN

Continued on next page...

Continued from previous page...

Mol	Chain	Res	Type
8	H	234	ASN
8	H	279	HIS
8	H	291	ASN
8	H	307	GLN
8	H	320	ASN
8	H	322	GLN
9	I	32	GLN
9	I	45	ASN
9	I	57	ASN
9	I	244	HIS
9	I	264	GLN
9	I	296	GLN
10	J	28	GLN
10	J	72	ASN
10	J	126	GLN
10	J	138	GLN
10	J	172	HIS
11	K	25	GLN
11	K	48	ASN
11	K	52	GLN
11	K	64	GLN
11	K	80	GLN
11	K	146	GLN
11	K	159	GLN
11	K	172	ASN
11	K	231	ASN
11	K	244	ASN
12	L	24	ASN
12	L	137	ASN
12	L	138	HIS
12	L	252	ASN
13	M	49	ASN
13	M	50	ASN
13	M	64	HIS
13	M	100	ASN
13	M	163	GLN
14	N	12	GLN
14	N	51	HIS
14	N	144	ASN
14	N	209	ASN
14	N	220	GLN
16	P	65	GLN

Continued on next page...

Continued from previous page...

Mol	Chain	Res	Type
16	P	115	GLN
17	Q	105	ASN
17	Q	112	ASN
17	Q	137	GLN
18	R	41	GLN
18	R	62	GLN
18	R	126	GLN
19	S	11	GLN
19	S	15	GLN
19	S	37	HIS
19	S	57	GLN
19	S	86	ASN
19	S	90	ASN
19	S	138	GLN
19	S	139	HIS
19	S	182	ASN
19	S	195	ASN
20	T	14	HIS
20	T	65	ASN
20	T	90	HIS
21	U	121	GLN
21	U	145	HIS
21	U	172	GLN
22	V	73	GLN
22	V	152	HIS
23	W	34	GLN
23	W	68	GLN
23	W	134	HIS
24	X	3	HIS
24	X	49	HIS
24	X	62	ASN
24	X	63	GLN
24	X	65	ASN
24	X	138	GLN
25	Y	22	HIS
25	Y	77	ASN
25	Y	82	ASN
25	Y	134	GLN
25	Y	146	ASN
26	Z	88	GLN
27	AA	33	ASN
27	AA	132	ASN

Continued on next page...

Continued from previous page...

Mol	Chain	Res	Type
28	BA	32	GLN
28	BA	42	GLN
28	BA	45	ASN
28	BA	58	HIS
29	CA	53	HIS
30	DA	4	GLN
30	DA	26	GLN
30	DA	66	GLN
31	EA	78	ASN
32	FA	38	GLN
32	FA	44	ASN
32	FA	64	GLN
32	FA	74	ASN
33	GA	12	GLN
33	GA	42	ASN
33	GA	43	HIS
35	IA	17	HIS
35	IA	56	ASN
35	IA	80	ASN
35	IA	105	GLN
36	JA	13	HIS
36	JA	20	HIS
36	JA	26	HIS
36	JA	31	ASN
36	JA	35	GLN
36	JA	52	GLN
36	JA	60	ASN
36	JA	78	ASN
36	JA	88	HIS
36	JA	104	ASN
36	JA	121	ASN
37	KA	13	HIS
37	KA	24	ASN
37	KA	77	ASN
37	KA	87	ASN
37	KA	106	ASN
38	LA	14	ASN
38	LA	18	ASN
38	LA	33	GLN
38	LA	69	HIS
39	MA	59	ASN
39	MA	104	GLN

Continued on next page...

Continued from previous page...

Mol	Chain	Res	Type
40	NA	35	ASN
40	NA	63	ASN
41	OA	13	ASN
41	OA	16	HIS
41	OA	28	HIS
41	OA	30	GLN
41	OA	48	ASN
41	OA	76	ASN
42	PA	28	ASN
42	PA	40	GLN
43	QA	32	ASN
43	QA	50	ASN
44	RA	90	ASN
46	TA	3	ASN
46	TA	22	GLN
46	TA	23	HIS
46	TA	47	GLN
46	TA	53	GLN
46	TA	99	GLN
47	UA	25	GLN
48	VA	83	ASN
48	VA	103	ASN
48	VA	167	GLN
48	VA	189	GLN
49	WA	31	ASN
49	WA	69	GLN
49	WA	174	ASN
49	WA	308	ASN
50	XA	15	GLN
50	XA	21	ASN
50	XA	46	HIS
50	XA	109	ASN
50	XA	163	ASN
50	XA	164	ASN
52	ZA	59	HIS
52	ZA	82	ASN
53	AB	22	ASN
53	AB	56	GLN
53	AB	92	GLN
53	AB	101	GLN
53	AB	174	HIS
54	BB	67	GLN

Continued on next page...

Continued from previous page...

Mol	Chain	Res	Type
54	BB	98	ASN
54	BB	216	ASN
54	BB	258	GLN
54	BB	259	GLN
55	CB	79	ASN
55	CB	103	ASN
55	CB	122	ASN
55	CB	128	ASN
55	CB	186	ASN
55	CB	200	ASN
56	DB	13	GLN
56	DB	139	ASN
57	EB	22	GLN
57	EB	42	GLN
57	EB	74	GLN
57	EB	180	GLN
58	FB	32	GLN
58	FB	88	ASN
58	FB	175	GLN
59	GB	38	ASN
59	GB	112	GLN
59	GB	131	GLN
59	GB	139	GLN
59	GB	142	ASN
60	HB	85	HIS
60	HB	96	ASN
61	IB	16	GLN
61	IB	18	HIS
61	IB	106	ASN
61	IB	110	HIS
61	IB	150	ASN
63	KB	5	HIS
63	KB	49	GLN
63	KB	105	ASN
63	KB	151	ASN
65	MB	79	HIS
65	MB	98	ASN
65	MB	103	ASN
65	MB	104	GLN
65	MB	114	HIS
65	MB	128	HIS
66	NB	83	GLN

Continued on next page...

Continued from previous page...

Mol	Chain	Res	Type
66	NB	94	GLN
67	OB	29	GLN
67	OB	56	HIS
68	PB	74	GLN
68	PB	75	ASN
68	PB	78	HIS
68	PB	136	GLN
69	QB	16	ASN
69	QB	25	GLN
69	QB	43	ASN
69	QB	77	ASN
69	QB	93	HIS
69	QB	101	ASN
69	QB	138	GLN
70	RB	40	ASN
70	RB	98	GLN
71	SB	7	GLN
71	SB	33	GLN
71	SB	35	ASN
71	SB	70	ASN
71	SB	74	GLN
72	TB	42	GLN
72	TB	64	GLN
72	TB	80	ASN
72	TB	98	GLN
72	TB	113	HIS
73	UB	75	GLN
73	UB	79	ASN
74	VB	77	ASN
74	VB	107	GLN
74	VB	133	ASN
75	WB	38	HIS
75	WB	98	GLN
82	DC	91	GLN
82	DC	96	ASN
82	DC	201	GLN
82	DC	224	GLN
82	DC	259	ASN
82	DC	537	HIS
82	DC	583	HIS
82	DC	644	ASN
82	DC	687	ASN

Continued on next page...

Continued from previous page...

Mol	Chain	Res	Type
82	DC	734	GLN
82	DC	748	ASN
82	DC	753	GLN
82	DC	836	GLN

5.3.3 RNA [i](#)

Mol	Chain	Analysed	Backbone Outliers	Pucker Outliers
1	A	1682/1798 (93%)	312 (18%)	11 (0%)
2	B	3267/3396 (96%)	632 (19%)	27 (0%)
3	C	157/158 (99%)	32 (20%)	0
4	D	120/121 (99%)	12 (10%)	0
83	EC	189/201 (94%)	74 (39%)	2 (1%)
All	All	5415/5674 (95%)	1062 (19%)	40 (0%)

All (1062) RNA backbone outliers are listed below:

Mol	Chain	Res	Type
1	A	2	A
1	A	25	C
1	A	26	A
1	A	34	G
1	A	47	A
1	A	57	G
1	A	60	U
1	A	67	A
1	A	68	A
1	A	69	G
1	A	72	A
1	A	73	U
1	A	76	A
1	A	77	U
1	A	100	A
1	A	104	A
1	A	114	C
1	A	116	U
1	A	132	U
1	A	133	U
1	A	134	U
1	A	135	A
1	A	136	C

Continued on next page...

Continued from previous page...

Mol	Chain	Res	Type
1	A	137	U
1	A	140	A
1	A	141	U
1	A	145	A
1	A	153	G
1	A	159	U
1	A	166	C
1	A	170	U
1	A	178	U
1	A	186	C
1	A	190	C
1	A	191	C
1	A	192	U
1	A	195	G
1	A	197	A
1	A	200	A
1	A	215	A
1	A	219	A
1	A	228	G
1	A	231	U
1	A	233	C
1	A	237	C
1	A	238	U
1	A	240	U
1	A	241	U
1	A	242	U
1	A	250	C
1	A	261	U
1	A	265	A
1	A	272	U
1	A	277	U
1	A	278	U
1	A	280	U
1	A	281	G
1	A	288	A
1	A	299	A
1	A	302	U
1	A	316	A
1	A	320	U
1	A	321	C
1	A	322	G
1	A	323	A

Continued on next page...

Continued from previous page...

Mol	Chain	Res	Type
1	A	337	G
1	A	338	C
1	A	341	A
1	A	352	A
1	A	359	A
1	A	360	A
1	A	361	C
1	A	378	A
1	A	400	A
1	A	402	C
1	A	404	G
1	A	416	A
1	A	418	G
1	A	423	G
1	A	424	C
1	A	425	A
1	A	426	G
1	A	434	G
1	A	439	U
1	A	444	C
1	A	475	A
1	A	477	A
1	A	488	G
1	A	493	U
1	A	495	C
1	A	496	G
1	A	497	G
1	A	500	C
1	A	502	U
1	A	506	A
1	A	510	G
1	A	515	A
1	A	532	U
1	A	539	G
1	A	541	A
1	A	542	A
1	A	544	A
1	A	555	A
1	A	556	A
1	A	557	G
1	A	558	U
1	A	559	C

Continued on next page...

Continued from previous page...

Mol	Chain	Res	Type
1	A	565	C
1	A	575	C
1	A	577	G
1	A	578	U
1	A	579	A
1	A	580	A
1	A	581	U
1	A	594	A
1	A	606	A
1	A	619	A
1	A	620	A
1	A	622	A
1	A	623	A
1	A	624	G
1	A	629	U
1	A	639	U
1	A	650	U
1	A	655	G
1	A	656	G
1	A	677	G
1	A	684	A
1	A	694	U
1	A	696	C
1	A	697	C
1	A	703	G
1	A	704	C
1	A	705	U
1	A	707	A
1	A	708	C
1	A	709	C
1	A	710	U
1	A	731	C
1	A	732	G
1	A	734	A
1	A	736	C
1	A	738	G
1	A	741	C
1	A	742	U
1	A	754	A
1	A	755	A
1	A	765	G
1	A	766	U

Continued on next page...

Continued from previous page...

Mol	Chain	Res	Type
1	A	771	A
1	A	774	A
1	A	778	G
1	A	783	G
1	A	784	C
1	A	789	A
1	A	794	U
1	A	807	A
1	A	812	A
1	A	815	G
1	A	820	U
1	A	821	U
1	A	822	U
1	A	825	U
1	A	830	U
1	A	831	U
1	A	841	U
1	A	846	G
1	A	850	A
1	A	852	C
1	A	853	G
1	A	854	U
1	A	855	A
1	A	856	A
1	A	860	U
1	A	863	A
1	A	865	A
1	A	876	G
1	A	889	U
1	A	890	C
1	A	928	U
1	A	933	A
1	A	935	U
1	A	942	G
1	A	951	A
1	A	960	U
1	A	966	A
1	A	977	A
1	A	1023	A
1	A	1026	A
1	A	1028	C
1	A	1039	A

Continued on next page...

Continued from previous page...

Mol	Chain	Res	Type
1	A	1043	A
1	A	1052	U
1	A	1053	G
1	A	1058	U
1	A	1061	A
1	A	1072	C
1	A	1074	G
1	A	1076	A
1	A	1082	C
1	A	1091	A
1	A	1092	A
1	A	1096	C
1	A	1097	U
1	A	1098	U
1	A	1100	G
1	A	1109	G
1	A	1118	G
1	A	1146	G
1	A	1150	G
1	A	1151	A
1	A	1160	A
1	A	1163	A
1	A	1185	U
1	A	1188	G
1	A	1190	C
1	A	1191	U
1	A	1194	A
1	A	1196	A
1	A	1200	G
1	A	1202	A
1	A	1212	G
1	A	1217	A
1	A	1218	G
1	A	1227	A
1	A	1228	G
1	A	1229	G
1	A	1230	A
1	A	1244	A
1	A	1245	G
1	A	1246	C
1	A	1258	U
1	A	1270	G

Continued on next page...

Continued from previous page...

Mol	Chain	Res	Type
1	A	1273	G
1	A	1274	C
1	A	1275	A
1	A	1306	C
1	A	1307	U
1	A	1314	U
1	A	1315	U
1	A	1320	U
1	A	1321	A
1	A	1340	U
1	A	1345	A
1	A	1363	U
1	A	1370	U
1	A	1371	A
1	A	1385	G
1	A	1390	U
1	A	1398	U
1	A	1399	C
1	A	1413	U
1	A	1415	U
1	A	1416	G
1	A	1418	G
1	A	1427	A
1	A	1428	G
1	A	1445	G
1	A	1448	G
1	A	1457	C
1	A	1471	A
1	A	1473	U
1	A	1474	G
1	A	1481	C
1	A	1482	C
1	A	1486	G
1	A	1490	C
1	A	1491	U
1	A	1492	A
1	A	1499	G
1	A	1516	A
1	A	1523	G
1	A	1524	A
1	A	1535	U
1	A	1536	G

Continued on next page...

Continued from previous page...

Mol	Chain	Res	Type
1	A	1537	C
1	A	1538	U
1	A	1540	G
1	A	1557	U
1	A	1559	A
1	A	1573	A
1	A	1574	G
1	A	1584	G
1	A	1601	G
1	A	1602	C
1	A	1616	G
1	A	1623	C
1	A	1634	C
1	A	1657	U
1	A	1658	G
1	A	1683	C
1	A	1684	U
1	A	1686	C
1	A	1697	G
1	A	1706	C
1	A	1715	G
1	A	1716	C
1	A	1717	G
1	A	1736	G
1	A	1750	A
1	A	1755	A
1	A	1762	A
1	A	1764	C
1	A	1766	A
1	A	1768	G
1	A	1769	U
1	A	1770	U
1	A	1772	C
1	A	1774	G
1	A	1783	C
1	A	1792	G
1	A	1793	G
2	B	6	A
2	B	11	A
2	B	13	A
2	B	14	U
2	B	22	G

Continued on next page...

Continued from previous page...

Mol	Chain	Res	Type
2	B	30	G
2	B	40	A
2	B	49	A
2	B	60	A
2	B	66	A
2	B	68	C
2	B	75	G
2	B	92	G
2	B	93	C
2	B	95	A
2	B	108	A
2	B	110	G
2	B	111	C
2	B	121	A
2	B	122	A
2	B	133	U
2	B	136	G
2	B	148	G
2	B	150	A
2	B	154	U
2	B	156	G
2	B	157	A
2	B	161	G
2	B	169	U
2	B	170	G
2	B	182	U
2	B	187	A
2	B	189	G
2	B	190	U
2	B	191	U
2	B	200	C
2	B	201	A
2	B	210	U
2	B	212	G
2	B	218	G
2	B	219	A
2	B	231	G
2	B	237	G
2	B	243	G
2	B	249	U
2	B	251	G
2	B	252	U

Continued on next page...

Continued from previous page...

Mol	Chain	Res	Type
2	B	253	A
2	B	269	G
2	B	280	U
2	B	281	G
2	B	286	U
2	B	295	A
2	B	299	G
2	B	305	U
2	B	311	C
2	B	315	C
2	B	323	A
2	B	329	U
2	B	337	G
2	B	338	A
2	B	339	C
2	B	346	C
2	B	349	A
2	B	350	C
2	B	352	A
2	B	364	G
2	B	370	U
2	B	375	A
2	B	376	G
2	B	390	G
2	B	397	A
2	B	398	A
2	B	401	U
2	B	402	A
2	B	403	C
2	B	406	G
2	B	421	G
2	B	422	A
2	B	429	U
2	B	439	C
2	B	441	U
2	B	442	G
2	B	493	G
2	B	494	G
2	B	495	G
2	B	503	C
2	B	510	G
2	B	515	C

Continued on next page...

Continued from previous page...

Mol	Chain	Res	Type
2	B	520	U
2	B	521	A
2	B	523	A
2	B	535	G
2	B	546	C
2	B	548	G
2	B	555	U
2	B	557	A
2	B	559	A
2	B	569	A
2	B	578	A
2	B	579	G
2	B	600	G
2	B	609	G
2	B	620	U
2	B	621	A
2	B	636	C
2	B	637	C
2	B	638	C
2	B	640	U
2	B	647	A
2	B	649	A
2	B	665	A
2	B	667	C
2	B	677	A
2	B	705	A
2	B	706	A
2	B	712	G
2	B	758	C
2	B	763	G
2	B	765	C
2	B	766	U
2	B	767	U
2	B	771	A
2	B	775	A
2	B	776	U
2	B	777	U
2	B	780	A
2	B	781	G
2	B	785	G
2	B	786	A
2	B	799	G

Continued on next page...

Continued from previous page...

Mol	Chain	Res	Type
2	B	806	A
2	B	808	A
2	B	813	G
2	B	816	A
2	B	817	A
2	B	818	C
2	B	830	A
2	B	837	A
2	B	846	A
2	B	847	A
2	B	861	C
2	B	864	G
2	B	874	U
2	B	875	G
2	B	879	U
2	B	880	G
2	B	890	C
2	B	894	G
2	B	895	A
2	B	896	A
2	B	907	G
2	B	908	G
2	B	914	A
2	B	916	G
2	B	917	A
2	B	920	A
2	B	923	C
2	B	924	G
2	B	926	A
2	B	932	U
2	B	933	A
2	B	934	G
2	B	937	G
2	B	944	C
2	B	959	C
2	B	960	U
2	B	974	G
2	B	979	U
2	B	980	A
2	B	984	G
2	B	991	G
2	B	1001	G

Continued on next page...

Continued from previous page...

Mol	Chain	Res	Type
2	B	1002	A
2	B	1010	G
2	B	1016	C
2	B	1018	G
2	B	1024	G
2	B	1025	A
2	B	1047	A
2	B	1049	C
2	B	1053	A
2	B	1064	A
2	B	1075	A
2	B	1081	U
2	B	1082	U
2	B	1093	A
2	B	1095	U
2	B	1096	U
2	B	1097	G
2	B	1098	A
2	B	1103	A
2	B	1104	G
2	B	1116	G
2	B	1117	G
2	B	1131	G
2	B	1140	G
2	B	1143	A
2	B	1150	A
2	B	1155	C
2	B	1159	A
2	B	1160	C
2	B	1168	U
2	B	1178	G
2	B	1180	A
2	B	1181	U
2	B	1182	A
2	B	1190	A
2	B	1191	U
2	B	1193	A
2	B	1199	C
2	B	1201	C
2	B	1208	U
2	B	1209	G
2	B	1218	U

Continued on next page...

Continued from previous page...

Mol	Chain	Res	Type
2	B	1219	C
2	B	1220	U
2	B	1221	A
2	B	1222	G
2	B	1223	A
2	B	1230	G
2	B	1236	G
2	B	1239	C
2	B	1241	U
2	B	1242	G
2	B	1245	A
2	B	1246	G
2	B	1254	C
2	B	1256	G
2	B	1263	A
2	B	1265	U
2	B	1287	A
2	B	1288	U
2	B	1292	C
2	B	1305	U
2	B	1306	G
2	B	1307	G
2	B	1308	A
2	B	1309	U
2	B	1315	U
2	B	1318	A
2	B	1319	G
2	B	1325	U
2	B	1330	A
2	B	1332	A
2	B	1348	U
2	B	1351	U
2	B	1352	A
2	B	1353	U
2	B	1355	A
2	B	1357	G
2	B	1386	A
2	B	1399	A
2	B	1400	G
2	B	1408	G
2	B	1417	G
2	B	1419	A

Continued on next page...

Continued from previous page...

Mol	Chain	Res	Type
2	B	1425	U
2	B	1434	G
2	B	1437	C
2	B	1447	G
2	B	1450	G
2	B	1452	A
2	B	1455	U
2	B	1456	A
2	B	1457	U
2	B	1470	U
2	B	1481	A
2	B	1482	A
2	B	1488	G
2	B	1495	U
2	B	1496	C
2	B	1507	G
2	B	1508	C
2	B	1511	U
2	B	1523	U
2	B	1525	G
2	B	1526	U
2	B	1527	C
2	B	1536	G
2	B	1549	U
2	B	1556	C
2	B	1557	A
2	B	1558	A
2	B	1562	C
2	B	1563	C
2	B	1567	U
2	B	1569	U
2	B	1572	U
2	B	1576	G
2	B	1580	A
2	B	1583	A
2	B	1589	A
2	B	1591	G
2	B	1593	A
2	B	1595	U
2	B	1607	U
2	B	1629	U
2	B	1639	C

Continued on next page...

Continued from previous page...

Mol	Chain	Res	Type
2	B	1642	A
2	B	1643	A
2	B	1644	C
2	B	1645	U
2	B	1646	G
2	B	1658	G
2	B	1683	A
2	B	1694	U
2	B	1717	U
2	B	1724	U
2	B	1730	G
2	B	1741	A
2	B	1742	U
2	B	1749	A
2	B	1750	A
2	B	1751	G
2	B	1765	U
2	B	1766	G
2	B	1769	G
2	B	1775	G
2	B	1780	G
2	B	1795	U
2	B	1797	A
2	B	1810	A
2	B	1816	A
2	B	1819	U
2	B	1820	U
2	B	1821	U
2	B	1822	C
2	B	1834	U
2	B	1835	A
2	B	1839	A
2	B	1841	A
2	B	1842	A
2	B	1845	G
2	B	1846	C
2	B	1847	A
2	B	1849	C
2	B	1850	A
2	B	1864	A
2	B	1876	U
2	B	1879	A

Continued on next page...

Continued from previous page...

Mol	Chain	Res	Type
2	B	1884	A
2	B	1886	A
2	B	1895	A
2	B	1906	G
2	B	1931	U
2	B	1933	A
2	B	1952	G
2	B	1954	G
2	B	2048	G
2	B	2059	U
2	B	2078	C
2	B	2082	U
2	B	2083	G
2	B	2086	A
2	B	2094	C
2	B	2102	U
2	B	2107	A
2	B	2111	G
2	B	2112	U
2	B	2115	G
2	B	2117	A
2	B	2121	G
2	B	2122	G
2	B	2131	A
2	B	2138	A
2	B	2139	A
2	B	2140	U
2	B	2141	U
2	B	2144	A
2	B	2145	A
2	B	2157	G
2	B	2158	A
2	B	2160	G
2	B	2169	G
2	B	2187	G
2	B	2188	A
2	B	2198	A
2	B	2201	G
2	B	2205	U
2	B	2206	G
2	B	2208	A
2	B	2210	G

Continued on next page...

Continued from previous page...

Mol	Chain	Res	Type
2	B	2223	A
2	B	2231	C
2	B	2232	A
2	B	2244	A
2	B	2246	G
2	B	2247	G
2	B	2250	G
2	B	2251	G
2	B	2252	A
2	B	2256	A
2	B	2262	A
2	B	2269	U
2	B	2270	A
2	B	2271	A
2	B	2272	G
2	B	2273	G
2	B	2279	A
2	B	2281	A
2	B	2288	G
2	B	2289	U
2	B	2303	A
2	B	2307	G
2	B	2308	C
2	B	2310	U
2	B	2313	A
2	B	2314	U
2	B	2315	G
2	B	2324	A
2	B	2335	G
2	B	2336	U
2	B	2339	C
2	B	2362	C
2	B	2365	C
2	B	2372	A
2	B	2373	A
2	B	2374	C
2	B	2375	G
2	B	2376	G
2	B	2391	G
2	B	2395	G
2	B	2397	A
2	B	2398	A

Continued on next page...

Continued from previous page...

Mol	Chain	Res	Type
2	B	2402	A
2	B	2403	G
2	B	2405	C
2	B	2411	U
2	B	2418	G
2	B	2434	U
2	B	2435	G
2	B	2437	G
2	B	2443	A
2	B	2452	G
2	B	2455	U
2	B	2458	A
2	B	2459	A
2	B	2462	A
2	B	2472	U
2	B	2473	C
2	B	2474	G
2	B	2490	C
2	B	2495	C
2	B	2496	C
2	B	2497	U
2	B	2498	U
2	B	2499	U
2	B	2500	A
2	B	2502	A
2	B	2503	G
2	B	2507	C
2	B	2511	A
2	B	2514	U
2	B	2515	A
2	B	2522	G
2	B	2523	A
2	B	2526	C
2	B	2537	U
2	B	2538	U
2	B	2540	A
2	B	2541	U
2	B	2542	U
2	B	2549	G
2	B	2553	U
2	B	2554	A
2	B	2555	G

Continued on next page...

Continued from previous page...

Mol	Chain	Res	Type
2	B	2561	A
2	B	2562	A
2	B	2569	A
2	B	2571	U
2	B	2572	C
2	B	2573	G
2	B	2576	G
2	B	2585	G
2	B	2587	U
2	B	2589	G
2	B	2593	A
2	B	2606	G
2	B	2607	G
2	B	2614	G
2	B	2626	A
2	B	2628	A
2	B	2629	U
2	B	2638	C
2	B	2645	G
2	B	2651	G
2	B	2652	U
2	B	2656	A
2	B	2657	A
2	B	2674	A
2	B	2677	G
2	B	2689	A
2	B	2694	A
2	B	2696	A
2	B	2699	G
2	B	2703	A
2	B	2714	G
2	B	2728	G
2	B	2729	U
2	B	2734	A
2	B	2742	C
2	B	2747	A
2	B	2753	G
2	B	2755	C
2	B	2758	A
2	B	2772	C
2	B	2777	G
2	B	2778	G

Continued on next page...

Continued from previous page...

Mol	Chain	Res	Type
2	B	2779	A
2	B	2794	G
2	B	2796	G
2	B	2799	A
2	B	2800	G
2	B	2801	A
2	B	2802	A
2	B	2803	A
2	B	2808	A
2	B	2810	C
2	B	2816	G
2	B	2817	A
2	B	2828	G
2	B	2834	G
2	B	2842	U
2	B	2844	C
2	B	2845	A
2	B	2856	G
2	B	2859	U
2	B	2861	U
2	B	2867	C
2	B	2871	G
2	B	2872	A
2	B	2887	A
2	B	2898	G
2	B	2899	C
2	B	2910	A
2	B	2914	G
2	B	2918	G
2	B	2923	U
2	B	2928	C
2	B	2935	U
2	B	2936	A
2	B	2938	G
2	B	2945	G
2	B	2947	G
2	B	2950	G
2	B	2951	G
2	B	2955	U
2	B	2971	A
2	B	2980	U
2	B	2983	C

Continued on next page...

Continued from previous page...

Mol	Chain	Res	Type
2	B	2990	G
2	B	2997	G
2	B	3012	A
2	B	3046	A
2	B	3054	U
2	B	3057	U
2	B	3059	G
2	B	3074	G
2	B	3078	U
2	B	3080	G
2	B	3086	A
2	B	3092	C
2	B	3094	A
2	B	3101	G
2	B	3104	U
2	B	3109	G
2	B	3116	G
2	B	3122	A
2	B	3129	A
2	B	3130	A
2	B	3131	U
2	B	3134	A
2	B	3139	A
2	B	3142	A
2	B	3143	C
2	B	3155	U
2	B	3165	A
2	B	3173	G
2	B	3174	A
2	B	3176	G
2	B	3179	U
2	B	3181	C
2	B	3187	A
2	B	3197	G
2	B	3198	U
2	B	3205	G
2	B	3206	C
2	B	3207	U
2	B	3210	A
2	B	3217	C
2	B	3218	A
2	B	3219	G

Continued on next page...

Continued from previous page...

Mol	Chain	Res	Type
2	B	3220	G
2	B	3229	G
2	B	3242	G
2	B	3243	A
2	B	3244	A
2	B	3245	A
2	B	3246	G
2	B	3259	U
2	B	3263	G
2	B	3270	U
2	B	3271	G
2	B	3272	C
2	B	3273	A
2	B	3276	G
2	B	3279	A
2	B	3281	U
2	B	3287	U
2	B	3289	G
2	B	3294	A
2	B	3304	U
2	B	3313	U
2	B	3316	A
2	B	3318	G
2	B	3319	U
2	B	3335	A
2	B	3341	U
2	B	3343	G
2	B	3347	A
2	B	3352	U
2	B	3353	G
2	B	3355	U
2	B	3368	U
2	B	3369	G
2	B	3375	A
2	B	3376	A
2	B	3377	G
2	B	3378	C
2	B	3382	U
2	B	3389	U
3	C	19	C
3	C	23	U
3	C	34	U

Continued on next page...

Continued from previous page...

Mol	Chain	Res	Type
3	C	37	A
3	C	59	A
3	C	62	C
3	C	63	G
3	C	72	A
3	C	80	A
3	C	82	U
3	C	85	G
3	C	86	U
3	C	87	G
3	C	90	U
3	C	95	G
3	C	97	A
3	C	104	A
3	C	105	A
3	C	106	C
3	C	109	A
3	C	111	A
3	C	113	U
3	C	114	G
3	C	116	G
3	C	125	U
3	C	126	A
3	C	131	A
3	C	136	G
3	C	142	C
3	C	151	C
3	C	152	G
3	C	157	U
4	D	11	A
4	D	38	U
4	D	42	A
4	D	54	U
4	D	55	A
4	D	64	A
4	D	65	G
4	D	76	A
4	D	99	G
4	D	102	A
4	D	112	G
4	D	121	U
83	EC	6768	U

Continued on next page...

Continued from previous page...

Mol	Chain	Res	Type
83	EC	6770	U
83	EC	6772	G
83	EC	6773	G
83	EC	6774	U
83	EC	6775	U
83	EC	6776	A
83	EC	6777	C
83	EC	6778	C
83	EC	6782	C
83	EC	6788	C
83	EC	6790	A
83	EC	6791	A
83	EC	6792	A
83	EC	6793	A
83	EC	6794	C
83	EC	6795	U
83	EC	6800	G
83	EC	6804	A
83	EC	6805	C
83	EC	6809	G
83	EC	6815	U
83	EC	6816	A
83	EC	6818	G
83	EC	6819	G
83	EC	6822	U
83	EC	6823	U
83	EC	6824	C
83	EC	6831	U
83	EC	6835	U
83	EC	6840	A
83	EC	6841	U
83	EC	6848	U
83	EC	6849	A
83	EC	6854	U
83	EC	6859	U
83	EC	6863	C
83	EC	6865	G
83	EC	6867	C
83	EC	6868	C
83	EC	6870	A
83	EC	6873	A
83	EC	6876	A

Continued on next page...

Continued from previous page...

Mol	Chain	Res	Type
83	EC	6879	U
83	EC	6884	G
83	EC	6887	G
83	EC	6890	A
83	EC	6892	U
83	EC	6893	C
83	EC	6895	C
83	EC	6904	U
83	EC	6908	C
83	EC	6910	A
83	EC	6914	A
83	EC	6915	G
83	EC	6916	A
83	EC	6917	C
83	EC	6918	A
83	EC	6920	C
83	EC	6925	C
83	EC	6927	U
83	EC	6928	G
83	EC	6935	G
83	EC	6936	G
83	EC	6940	U
83	EC	6942	A
83	EC	6943	A
83	EC	6944	U
83	EC	6945	U
83	EC	6948	U
83	EC	6950	C
83	EC	6952	U
83	EC	6956	A
83	EC	6958	C

All (40) RNA pucker outliers are listed below:

Mol	Chain	Res	Type
1	A	25	C
1	A	139	C
1	A	322	G
1	A	501	U
1	A	555	A
1	A	829	A
1	A	1344	A

Continued on next page...

Continued from previous page...

Mol	Chain	Res	Type
1	A	1370	U
1	A	1573	A
1	A	1615	C
1	A	1696	G
2	B	65	A
2	B	169	U
2	B	637	C
2	B	770	G
2	B	835	G
2	B	916	G
2	B	961	C
2	B	1144	U
2	B	1287	A
2	B	1307	G
2	B	1352	A
2	B	1456	A
2	B	1815	U
2	B	2101	C
2	B	2281	A
2	B	2323	G
2	B	2375	G
2	B	2513	U
2	B	2525	G
2	B	2541	U
2	B	2950	G
2	B	3218	A
2	B	3228	C
2	B	3242	G
2	B	3269	U
2	B	3317	U
2	B	3375	A
83	EC	6859	U
83	EC	6876	A

5.4 Non-standard residues in protein, DNA, RNA chains

1 non-standard protein/DNA/RNA residue is modelled in this entry.

In the following table, the Counts columns list the number of bonds (or angles) for which Mogul statistics could be retrieved, the number of bonds (or angles) that are observed in the model and the number of bonds (or angles) that are defined in the Chemical Component Dictionary. The Link column lists molecule types, if any, to which the group is linked. The Z score for a bond length (or angle) is the number of standard deviations the observed value is removed from the

expected value. A bond length (or angle) with $|Z| > 2$ is considered an outlier worth inspection. RMSZ is the root-mean-square of all Z scores of the bond lengths (or angles).

Mol	Type	Chain	Res	Link	Bond lengths			Bond angles		
					Counts	RMSZ	$\# Z > 2$	Counts	RMSZ	$\# Z > 2$
82	DDE	DC	699	82	14,20,21	2.11	6 (42%)	14,28,30	1.90	6 (42%)

In the following table, the Chirals column lists the number of chiral outliers, the number of chiral centers analysed, the number of these observed in the model and the number defined in the Chemical Component Dictionary. Similar counts are reported in the Torsion and Rings columns. '-' means no outliers of that kind were identified.

Mol	Type	Chain	Res	Link	Chirals	Torsions	Rings
82	DDE	DC	699	82	-	1/20/21/23	0/1/1/1

All (6) bond length outliers are listed below:

Mol	Chain	Res	Type	Atoms	Z	Observed(Å)	Ideal(Å)
82	DC	699	DDE	CBW-CBI	4.59	1.60	1.53
82	DC	699	DDE	CAT-CE1	3.52	1.55	1.50
82	DC	699	DDE	CB-CG	2.46	1.59	1.51
82	DC	699	DDE	OAG-CBI	2.24	1.28	1.23
82	DC	699	DDE	CB-CA	2.13	1.58	1.53
82	DC	699	DDE	CD2-NE2	2.11	1.39	1.36

All (6) bond angle outliers are listed below:

Mol	Chain	Res	Type	Atoms	Z	Observed(°)	Ideal(°)
82	DC	699	DDE	OAG-CBI-CBW	-3.77	115.72	120.49
82	DC	699	DDE	CAU-CBW-CBI	-2.80	105.65	111.20
82	DC	699	DDE	CG-ND1-CE1	2.53	110.53	103.05
82	DC	699	DDE	CB-CA-C	2.23	115.65	111.47
82	DC	699	DDE	OAG-CBI-NAD	2.19	126.80	123.00
82	DC	699	DDE	CG-CD2-NE2	-2.13	104.86	109.25

There are no chirality outliers.

All (1) torsion outliers are listed below:

Mol	Chain	Res	Type	Atoms
82	DC	699	DDE	CA-CB-CG-ND1

There are no ring outliers.

1 monomer is involved in 3 short contacts:

Mol	Chain	Res	Type	Clashes	Symm-Clashes
82	DC	699	DDE	3	0

5.5 Carbohydrates [i](#)

There are no monosaccharides in this entry.

5.6 Ligand geometry [i](#)

Of 3 ligands modelled in this entry, 1 is monoatomic - leaving 2 for Mogul analysis.

In the following table, the Counts columns list the number of bonds (or angles) for which Mogul statistics could be retrieved, the number of bonds (or angles) that are observed in the model and the number of bonds (or angles) that are defined in the Chemical Component Dictionary. The Link column lists molecule types, if any, to which the group is linked. The Z score for a bond length (or angle) is the number of standard deviations the observed value is removed from the expected value. A bond length (or angle) with $|Z| > 2$ is considered an outlier worth inspection. RMSZ is the root-mean-square of all Z scores of the bond lengths (or angles).

Mol	Type	Chain	Res	Link	Bond lengths			Bond angles		
					Counts	RMSZ	# Z > 2	Counts	RMSZ	# Z > 2
84	GDP	DC	901	85	24,30,30	1.93	5 (20%)	30,47,47	1.74	6 (20%)
86	SO1	DC	903	-	35,39,39	2.82	20 (57%)	39,64,64	2.03	8 (20%)

In the following table, the Chirals column lists the number of chiral outliers, the number of chiral centers analysed, the number of these observed in the model and the number defined in the Chemical Component Dictionary. Similar counts are reported in the Torsion and Rings columns. '-' means no outliers of that kind were identified.

Mol	Type	Chain	Res	Link	Chirals	Torsions	Rings
84	GDP	DC	901	85	-	3/12/32/32	0/3/3/3
86	SO1	DC	903	-	-	4/21/104/104	0/7/5/5

All (25) bond length outliers are listed below:

Mol	Chain	Res	Type	Atoms	Z	Observed(Å)	Ideal(Å)
84	DC	901	GDP	O4'-C1'	5.55	1.48	1.41
86	DC	903	SO1	O17-C52	5.13	1.49	1.40
86	DC	903	SO1	C12-C6	4.56	1.64	1.53
86	DC	903	SO1	C1-C5	4.35	1.60	1.50
86	DC	903	SO1	C8-C2	4.30	1.61	1.53
86	DC	903	SO1	C55-C56	4.28	1.60	1.52

Continued on next page...

Continued from previous page...

Mol	Chain	Res	Type	Atoms	Z	Observed(Å)	Ideal(Å)
86	DC	903	SO1	C10-C6	3.90	1.61	1.53
86	DC	903	SO1	C7-C2	3.88	1.60	1.54
86	DC	903	SO1	C10-C3	3.79	1.61	1.55
86	DC	903	SO1	O56-C52	-3.72	1.32	1.41
86	DC	903	SO1	C12-C4	3.68	1.62	1.54
84	DC	901	GDP	PB-O1B	3.60	1.62	1.50
84	DC	901	GDP	PA-O1A	3.52	1.63	1.50
86	DC	903	SO1	C3-C9	3.42	1.64	1.56
86	DC	903	SO1	C2-C6	3.03	1.60	1.55
86	DC	903	SO1	C4-C13	2.98	1.61	1.54
86	DC	903	SO1	O56-C56	2.96	1.51	1.44
86	DC	903	SO1	C52-C53	2.75	1.60	1.52
86	DC	903	SO1	C53-C54	2.48	1.58	1.52
84	DC	901	GDP	PB-O3B	2.36	1.63	1.54
86	DC	903	SO1	C54-C55	2.16	1.58	1.52
86	DC	903	SO1	C24-C18	2.08	1.59	1.54
86	DC	903	SO1	C7-C16	2.06	1.56	1.53
84	DC	901	GDP	C2-N2	2.06	1.39	1.34
86	DC	903	SO1	O64-C55	2.03	1.47	1.42

All (14) bond angle outliers are listed below:

Mol	Chain	Res	Type	Atoms	Z	Observed(°)	Ideal(°)
86	DC	903	SO1	C12-C6-C10	-6.91	102.42	107.91
84	DC	901	GDP	PA-O3A-PB	-5.95	112.41	132.83
86	DC	903	SO1	C25-C22-C24	4.93	129.42	113.56
86	DC	903	SO1	C10-C6-C2	3.71	108.62	104.16
84	DC	901	GDP	C8-N7-C5	3.44	109.54	102.99
86	DC	903	SO1	C18-C9-C16	-3.36	98.83	103.64
86	DC	903	SO1	C61-C56-C55	-2.91	108.97	113.41
84	DC	901	GDP	C3'-C2'-C1'	2.84	105.25	100.98
86	DC	903	SO1	C7-C2-C6	2.60	117.09	112.17
84	DC	901	GDP	C5-C6-N1	2.58	118.50	113.95
86	DC	903	SO1	C65-O64-C55	-2.52	107.92	114.52
84	DC	901	GDP	C2-N1-C6	-2.26	120.93	125.10
84	DC	901	GDP	O2A-PA-O1A	2.10	122.61	112.24
86	DC	903	SO1	O56-C56-C61	2.05	111.13	106.70

There are no chirality outliers.

All (7) torsion outliers are listed below:

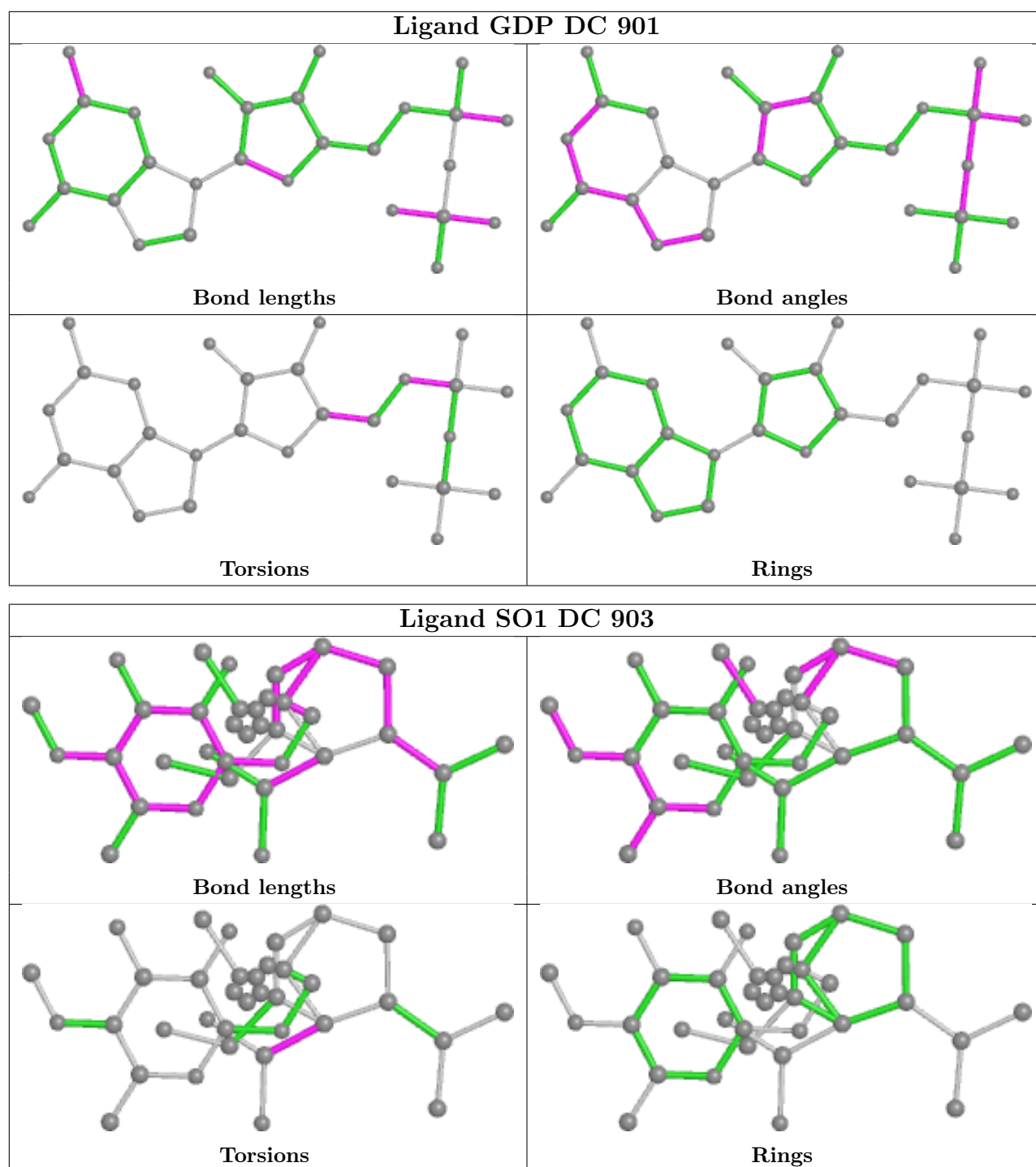
Mol	Chain	Res	Type	Atoms
84	DC	901	GDP	O4'-C4'-C5'-O5'
84	DC	901	GDP	C3'-C4'-C5'-O5'
86	DC	903	SO1	C2-C1-C5-O14
86	DC	903	SO1	C2-C1-C5-O15
86	DC	903	SO1	C3-C1-C5-O15
86	DC	903	SO1	C3-C1-C5-O14
84	DC	901	GDP	C5'-O5'-PA-O1A

There are no ring outliers.

2 monomers are involved in 4 short contacts:

Mol	Chain	Res	Type	Clashes	Symm-Clashes
84	DC	901	GDP	2	0
86	DC	903	SO1	2	0

The following is a two-dimensional graphical depiction of Mogul quality analysis of bond lengths, bond angles, torsion angles, and ring geometry for all instances of the Ligand of Interest. In addition, ligands with molecular weight > 250 and outliers as shown on the validation Tables will also be included. For torsion angles, if less than 5% of the Mogul distribution of torsion angles is within 10 degrees of the torsion angle in question, then that torsion angle is considered an outlier. Any bond that is central to one or more torsion angles identified as an outlier by Mogul will be highlighted in the graph. For rings, the root-mean-square deviation (RMSD) between the ring in question and similar rings identified by Mogul is calculated over all ring torsion angles. If the average RMSD is greater than 60 degrees and the minimal RMSD between the ring in question and any Mogul-identified rings is also greater than 60 degrees, then that ring is considered an outlier. The outliers are highlighted in purple. The color gray indicates Mogul did not find sufficient equivalents in the CSD to analyse the geometry.



5.7 Other polymers [i](#)

There are no such residues in this entry.

5.8 Polymer linkage issues [i](#)

There are no chain breaks in this entry.

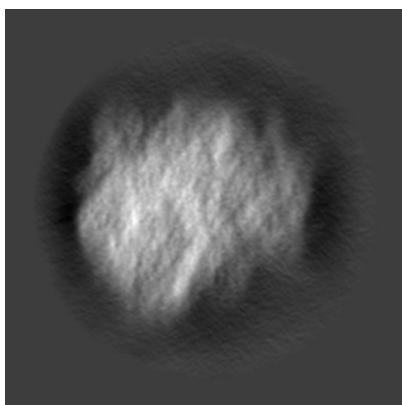
6 Map visualisation [i](#)

This section contains visualisations of the EMDB entry EMD-6645. These allow visual inspection of the internal detail of the map and identification of artifacts.

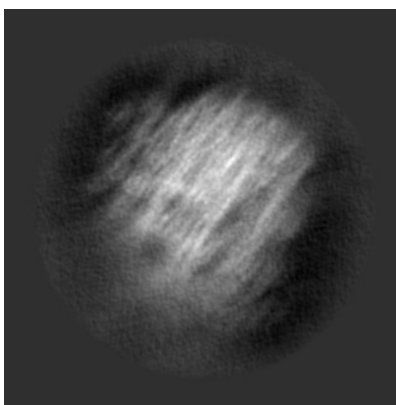
No raw map or half-maps were deposited for this entry and therefore no images, graphs, etc. pertaining to the raw map can be shown.

6.1 Orthogonal projections [i](#)

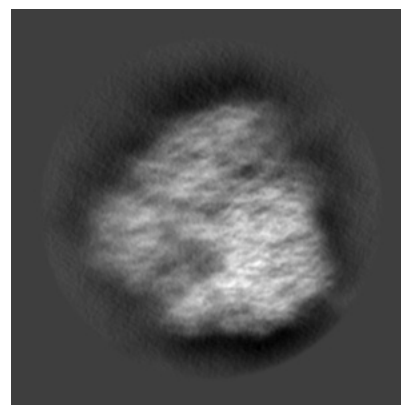
6.1.1 Primary map



X



Y

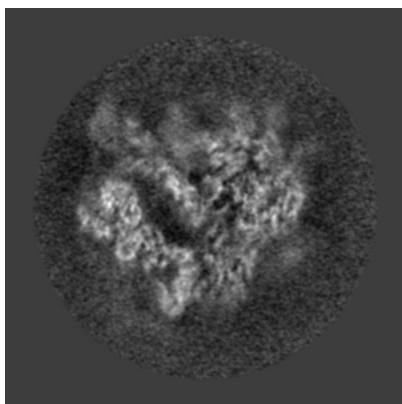


Z

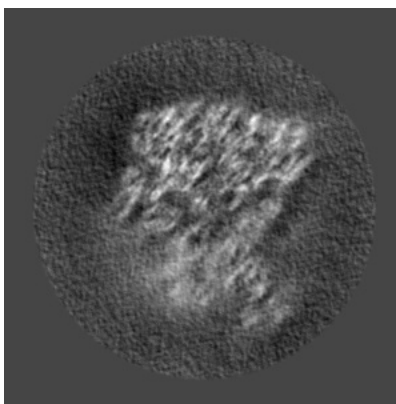
The images above show the map projected in three orthogonal directions.

6.2 Central slices [i](#)

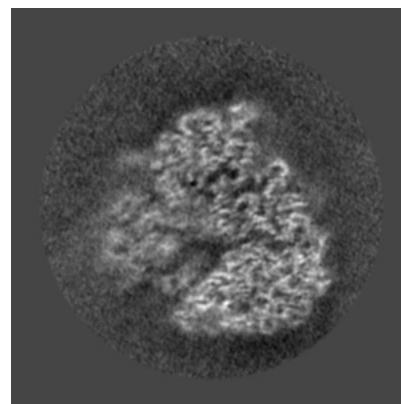
6.2.1 Primary map



X Index: 256



Y Index: 256

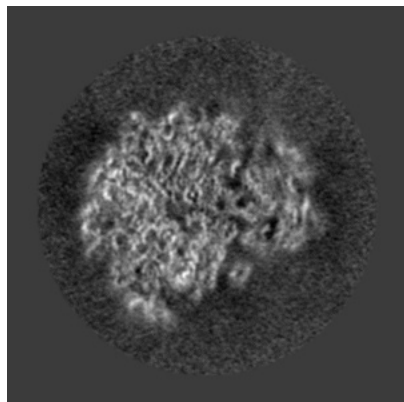


Z Index: 256

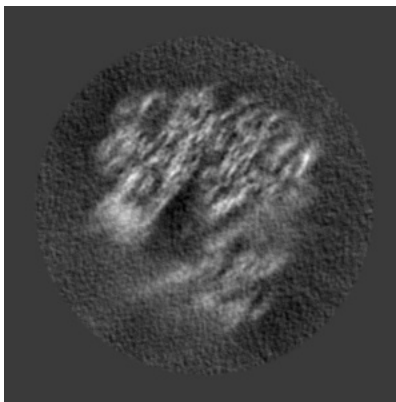
The images above show central slices of the map in three orthogonal directions.

6.3 Largest variance slices [i](#)

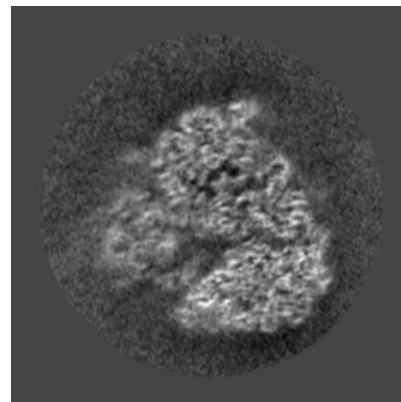
6.3.1 Primary map



X Index: 287



Y Index: 221




Z Index: 258


The images above show the largest variance slices of the map in three orthogonal directions.

6.4 Orthogonal standard-deviation projections (False-color) [i](#)

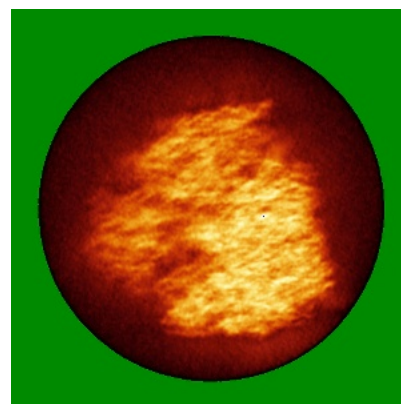
6.4.1 Primary map



X



Y




Z

The images above show the map standard deviation projections with false color in three orthogonal directions. Minimum values are shown in green, max in blue, and dark to light orange shades represent small to large values respectively.

6.5 Orthogonal surface views [i](#)

6.5.1 Primary map



X



Y



Z

The images above show the 3D surface view of the map at the recommended contour level 0.015. These images, in conjunction with the slice images, may facilitate assessment of whether an appropriate contour level has been provided.

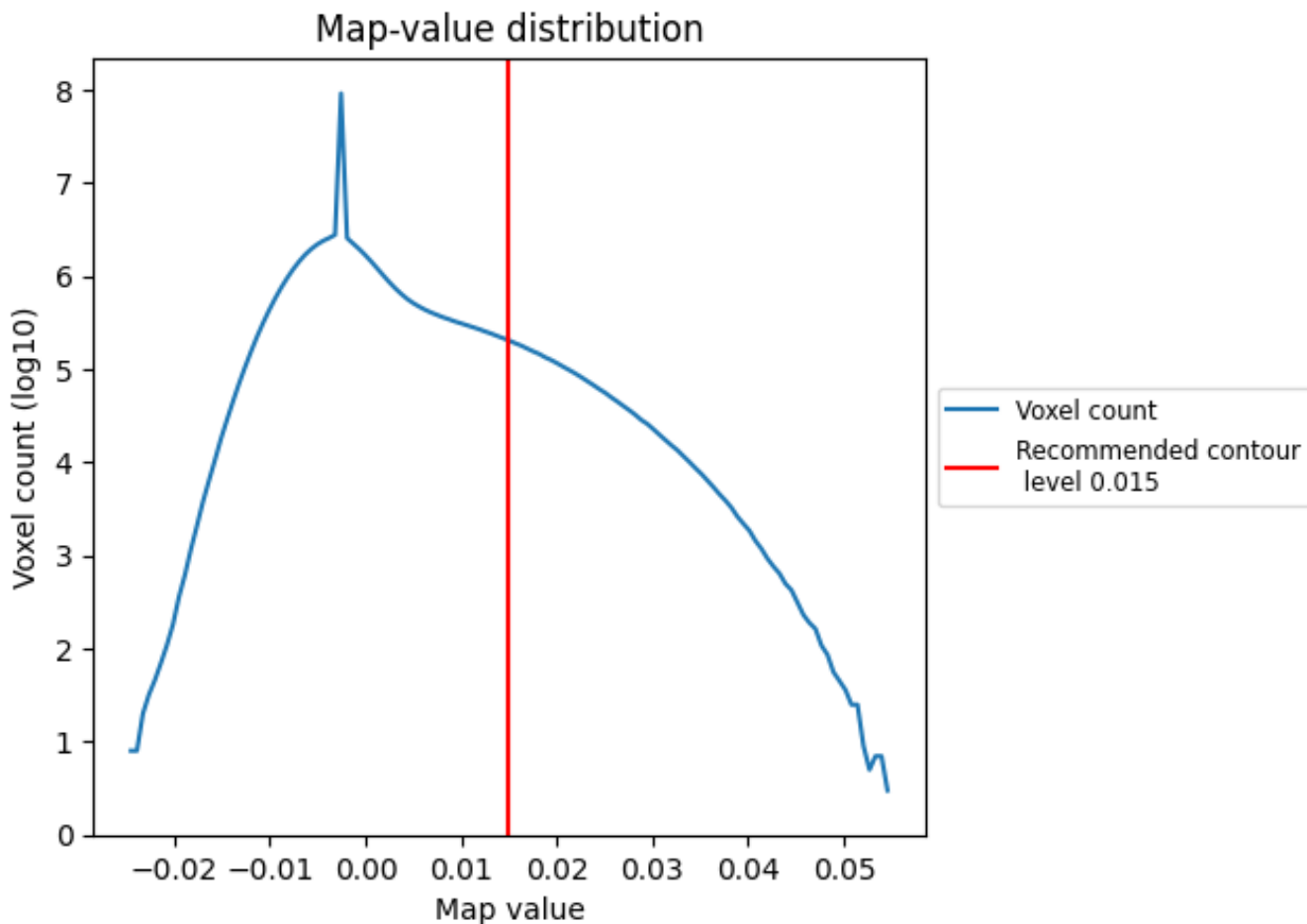
6.6 Mask visualisation [i](#)

This section was not generated. No masks/segmentation were deposited.

7 Map analysis [i](#)

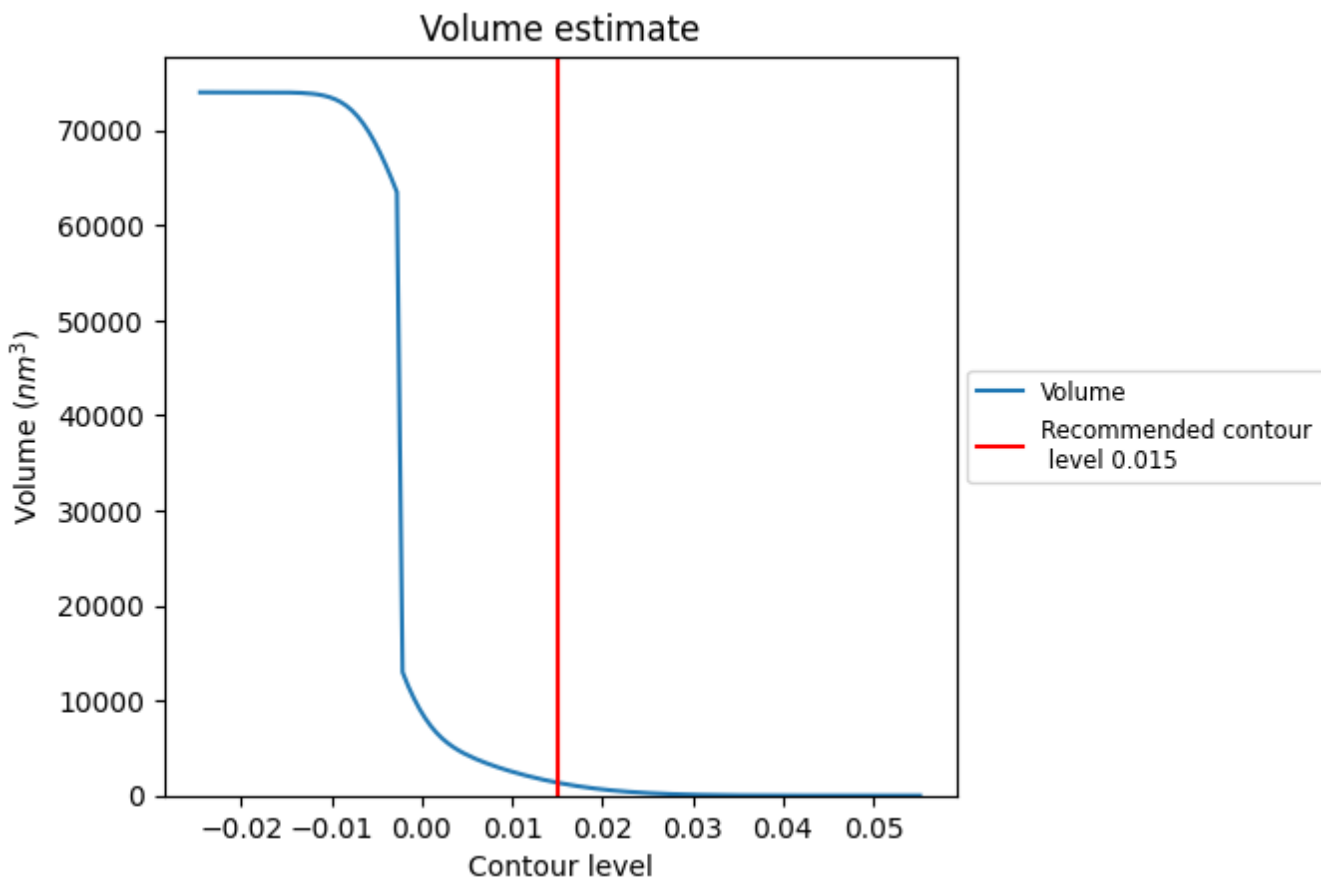
This section contains the results of statistical analysis of the map.

7.1 Map-value distribution [i](#)



The map-value distribution is plotted in 128 intervals along the x-axis. The y-axis is logarithmic. A spike in this graph at zero usually indicates that the volume has been masked.

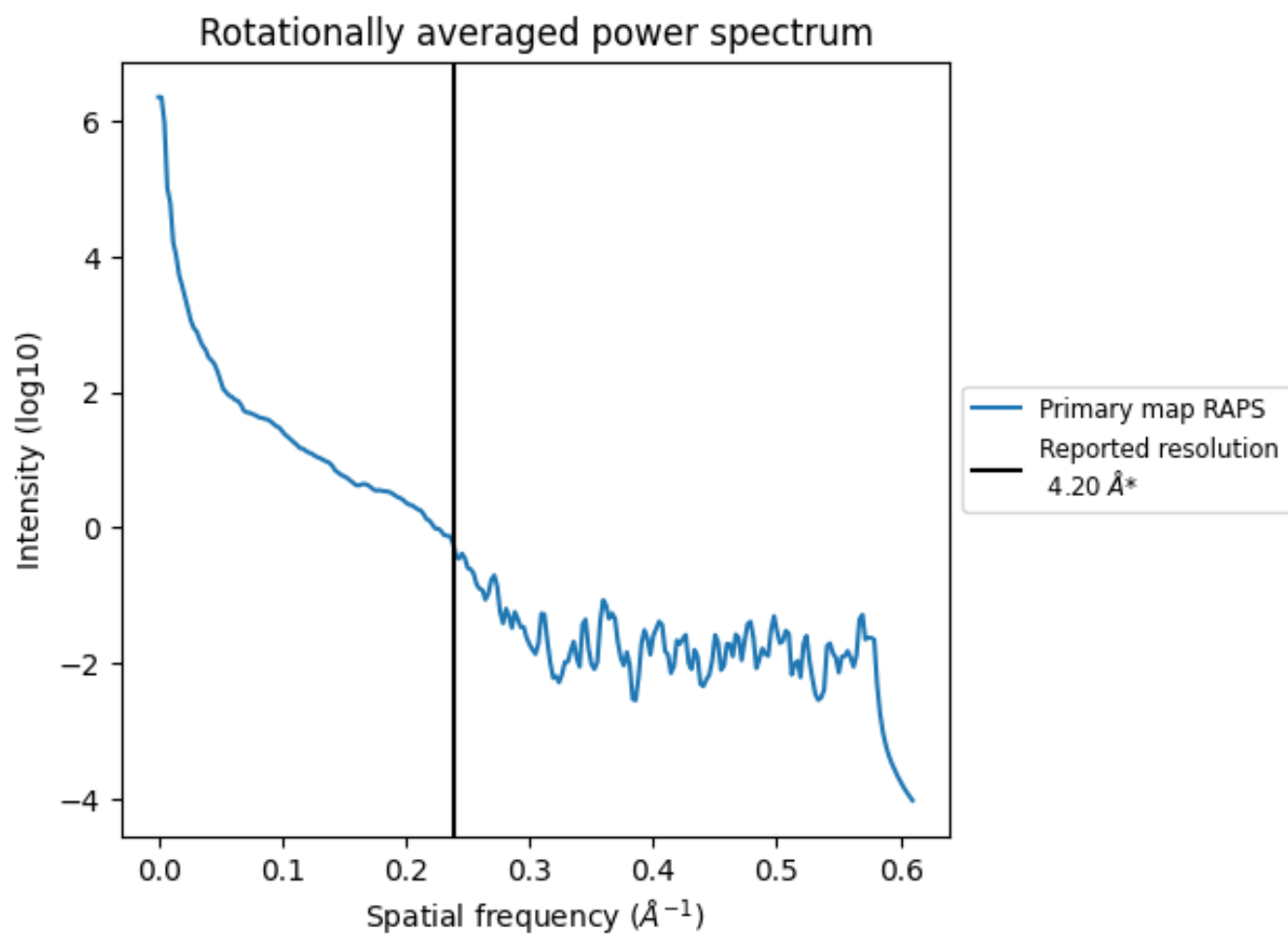
7.2 Volume estimate [i](#)



The volume at the recommended contour level is 1368 nm^3 ; this corresponds to an approximate mass of 1236 kDa.

The volume estimate graph shows how the enclosed volume varies with the contour level. The recommended contour level is shown as a vertical line and the intersection between the line and the curve gives the volume of the enclosed surface at the given level.

7.3 Rotationally averaged power spectrum i



*Reported resolution corresponds to spatial frequency of 0.238 Å⁻¹

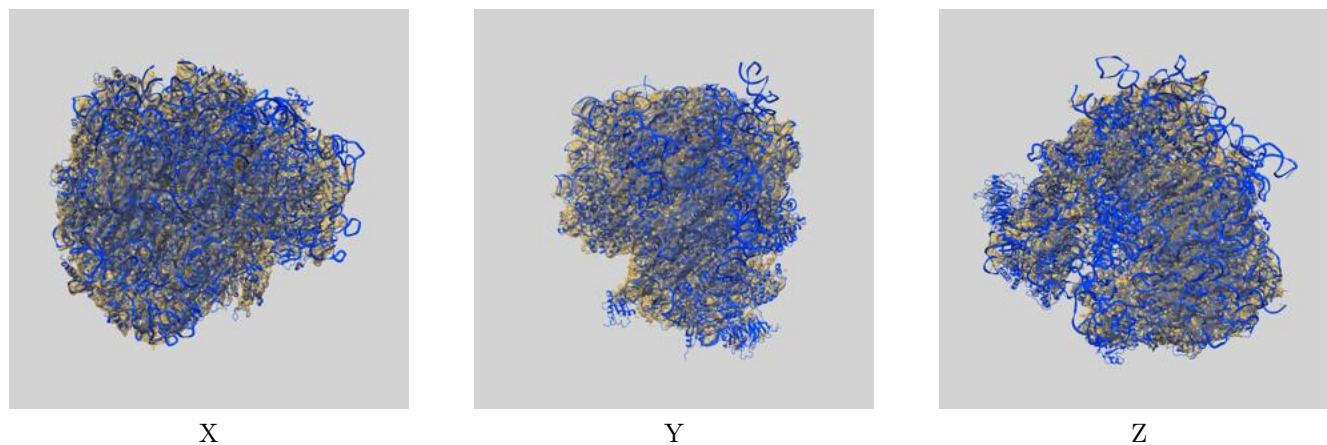
8 Fourier-Shell correlation

This section was not generated. No FSC curve or half-maps provided.

9 Map-model fit [i](#)

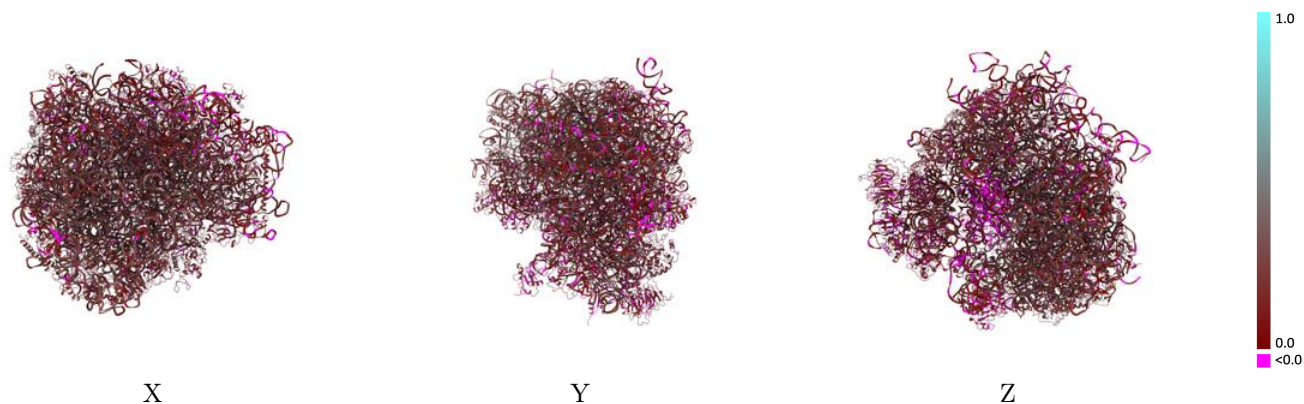
This section contains information regarding the fit between EMDB map EMD-6645 and PDB model 5JUS. Per-residue inclusion information can be found in section 3 on page 21.

9.1 Map-model overlay [i](#)




The images above show the 3D surface view of the map at the recommended contour level 0.015 at 50% transparency in yellow overlaid with a ribbon representation of the model coloured in blue. These images allow for the visual assessment of the quality of fit between the atomic model and the map.

9.2 Q-score mapped to coordinate model [i](#)



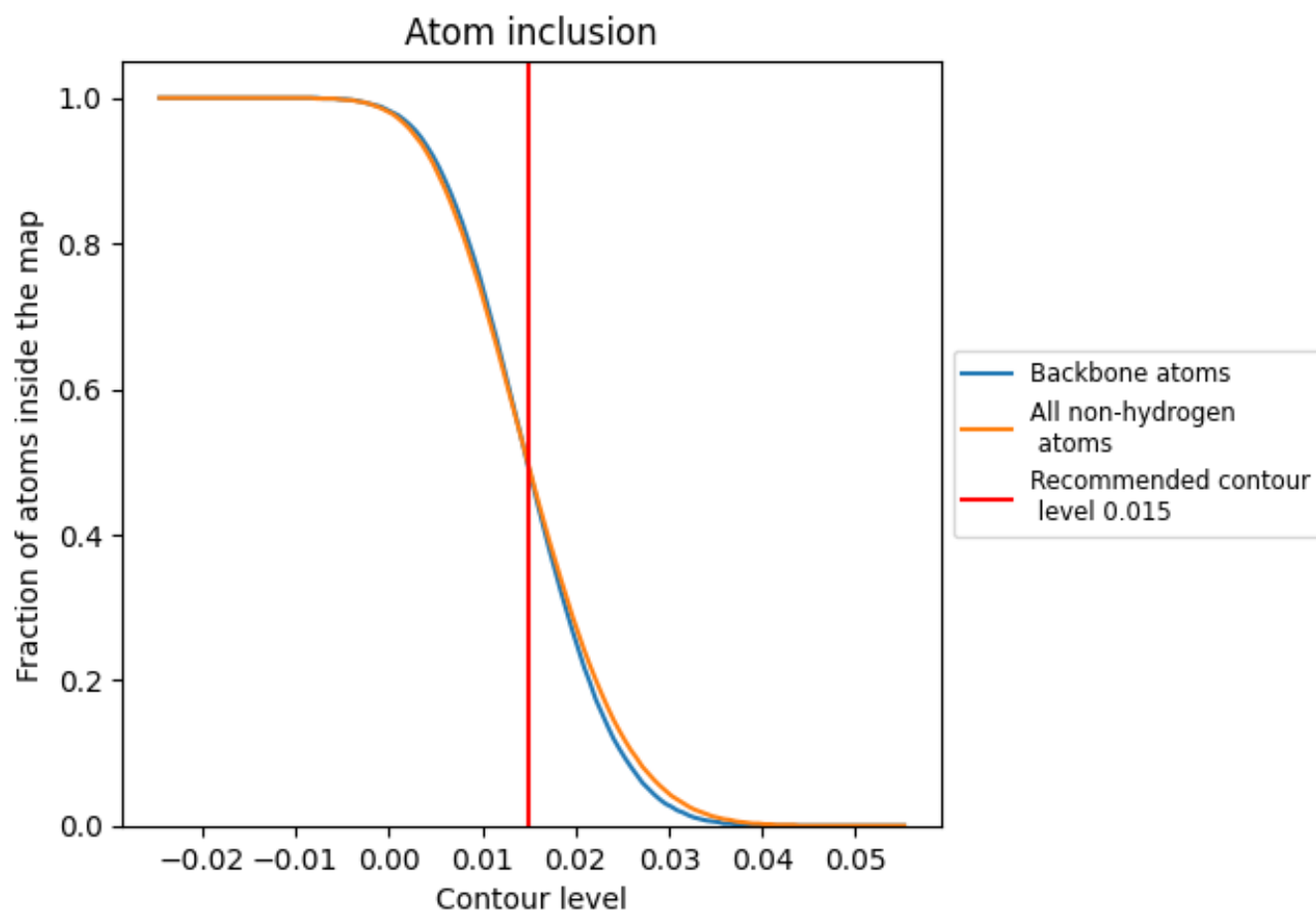
The images above show the model with each residue coloured according to its Q-score. This shows their resolvability in the map with higher Q-score values reflecting better resolvability. Please note: Q-score is calculating the resolvability of atoms, and thus high values are only expected at resolutions at which atoms can be resolved. Low Q-score values may therefore be expected for many entries.

9.3 Atom inclusion mapped to coordinate model [i](#)



The images above show the model with each residue coloured according to its atom inclusion. This shows to what extent they are inside the map at the recommended contour level (0.015).

9.4 Atom inclusion [i](#)



At the recommended contour level, 49% of all backbone atoms, 49% of all non-hydrogen atoms, are inside the map.

9.5 Map-model fit summary

The table lists the average atom inclusion at the recommended contour level (0.015) and Q-score for the entire model and for each chain.

Chain	Atom inclusion	Q-score
All	0.4940	0.2100
A	0.4890	0.1870
AA	0.3890	0.2650
AB	0.2650	0.1660
AC	0.2640	0.1450
B	0.6930	0.2430
BA	0.5090	0.2440
BB	0.5820	0.2120
BC	0.2550	0.1610
C	0.6220	0.2320
CA	0.2000	0.2000
CB	0.1550	0.1440
CC	0.0320	0.0500
D	0.8630	0.2350
DA	0.5640	0.2180
DB	0.2030	0.1920
DC	0.3240	0.1850
E	0.0290	0.1090
EA	0.3060	0.1650
EB	0.0790	0.1560
EC	0.1000	0.0830
F	0.4860	0.2290
FA	0.5790	0.2680
FB	0.3700	0.1920
G	0.4470	0.2570
GA	0.5720	0.2360
GB	0.5620	0.1960
H	0.5190	0.2580
HA	0.6100	0.2070
HB	0.4860	0.1050
I	0.5650	0.1950
IA	0.4440	0.2540
IB	0.2370	0.1940
J	0.2930	0.2270
JA	0.6190	0.2830

















Continued on next page...

Continued from previous page...

Chain	Atom inclusion	Q-score
JB	0.0180	0.0670
K	0.4350	0.2330
KA	0.2970	0.2550
KB	0.2790	0.1800
L	0.2930	0.1840
LA	0.4540	0.2080
LB	0.0080	0.0460
M	0.3220	0.2300
MA	0.2900	0.2020
MB	0.1540	0.1380
N	0.5280	0.2150
NA	0.5190	0.2510
NB	0.1230	0.1430
O	0.4570	0.1960
OA	0.4970	0.2240
OB	0.1350	0.1630
P	0.2850	0.1070
PA	0.0170	0.1330
PB	0.0530	0.1280
Q	0.6110	0.2470
QA	0.4640	0.2600
QB	0.1440	0.1430
R	0.4980	0.2340
RA	0.6660	0.2650
RB	0.1520	0.1520
S	0.4270	0.2240
SA	0.0240	0.0800
SB	0.2130	0.2110
T	0.4000	0.2400
TA	0.7620	0.2350
TB	0.2740	0.2240
U	0.4690	0.2450
UA	0.4280	0.2330
UB	0.1640	0.2150
V	0.5590	0.2570
VA	0.3580	0.1540
VB	0.2890	0.1760
W	0.3160	0.2080
WA	0.0400	0.1300
WB	0.0460	0.1330
X	0.3870	0.2450
XA	0.2230	0.2070

Continued on next page...

Continued from previous page...

Chain	Atom inclusion	Q-score
XB	 0.0210	 0.0390
Y	 0.5290	 0.2540
YA	 0.0040	 0.0120
YB	 0.3650	 0.2160
Z	 0.2290	 0.1930
ZA	 0.3090	 0.2340
ZB	 0.2930	 0.2090