



Full wwPDB X-ray Structure Validation Report ⓘ

Feb 25, 2024 – 03:20 PM EST

PDB ID : 5HD1
Title : Crystal structure of antimicrobial peptide Pyrrhocoricin bound to the *Thermus thermophilus* 70S ribosome
Authors : Gagnon, M.G.; Roy, R.N.; Lomakin, I.B.; Florin, T.; Mankin, A.S.; Steitz, T.A.
Deposited on : 2016-01-04
Resolution : 2.70 Å(reported)

This is a Full wwPDB X-ray Structure Validation Report for a publicly released PDB entry.

We welcome your comments at validation@mail.wwpdb.org

A user guide is available at

<https://www.wwpdb.org/validation/2017/XrayValidationReportHelp>

with specific help available everywhere you see the ⓘ symbol.

The types of validation reports are described at

<http://www.wwpdb.org/validation/2017/FAQs#types>.

The following versions of software and data (see [references ⓘ](#)) were used in the production of this report:

MolProbity : 4.02b-467
Mogul : 1.8.5 (274361), CSD as541be (2020)
Xtriage (Phenix) : 1.13
EDS : 2.36
Percentile statistics : 20191225.v01 (using entries in the PDB archive December 25th 2019)
Refmac : 5.8.0158
CCP4 : 7.0.044 (Gargrove)
Ideal geometry (proteins) : Engh & Huber (2001)
Ideal geometry (DNA, RNA) : Parkinson et al. (1996)
Validation Pipeline (wwPDB-VP) : 2.36

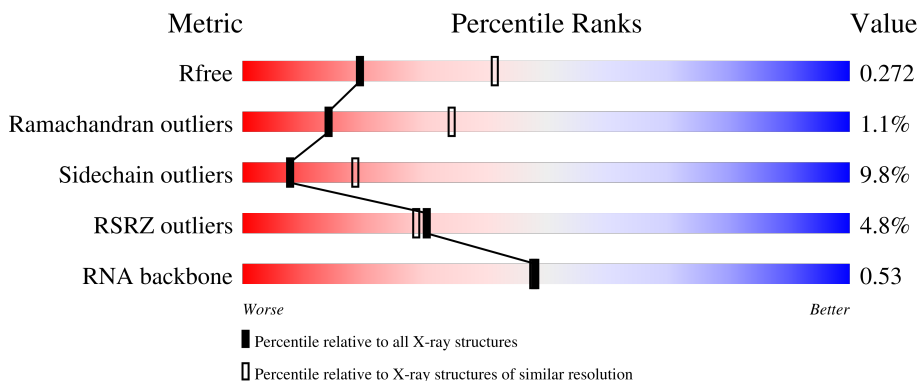
1 Overall quality at a glance

The following experimental techniques were used to determine the structure:

X-RAY DIFFRACTION

The reported resolution of this entry is 2.70 Å.

Percentile scores (ranging between 0-100) for global validation metrics of the entry are shown in the following graphic. The table shows the number of entries on which the scores are based.



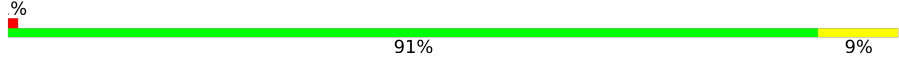
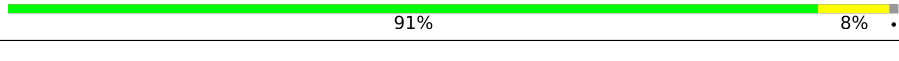
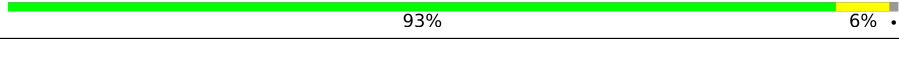

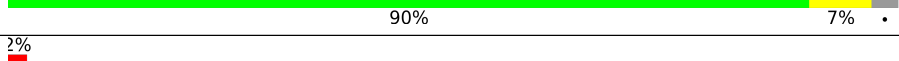



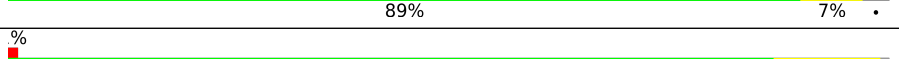
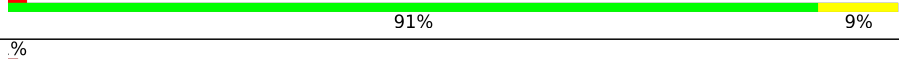

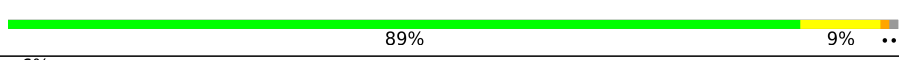
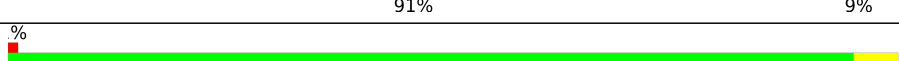
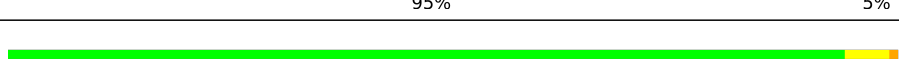
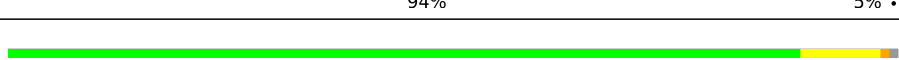
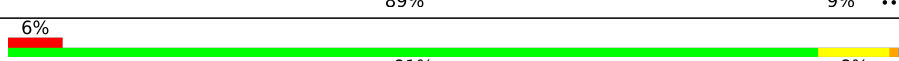
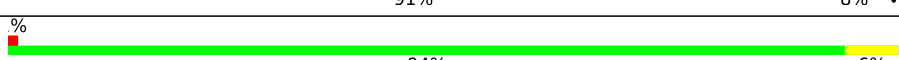

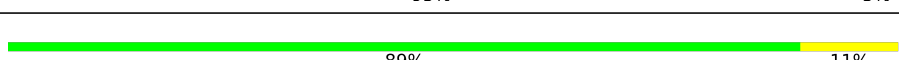
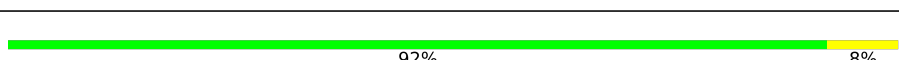
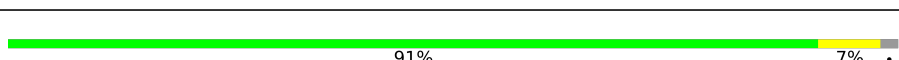




Metric	Whole archive (#Entries)	Similar resolution (#Entries, resolution range(Å))
R_{free}	130704	2808 (2.70-2.70)
Ramachandran outliers	138981	3069 (2.70-2.70)
Sidechain outliers	138945	3069 (2.70-2.70)
RSRZ outliers	127900	2737 (2.70-2.70)
RNA backbone	3102	1159 (3.00-2.40)

The table below summarises the geometric issues observed across the polymeric chains and their fit to the electron density. The red, orange, yellow and green segments of the lower bar indicate the fraction of residues that contain outliers for ≥ 3 , 2, 1 and 0 types of geometric quality criteria respectively. A grey segment represents the fraction of residues that are not modelled. The numeric value for each fraction is indicated below the corresponding segment, with a dot representing fractions $\leq 5\%$. The upper red bar (where present) indicates the fraction of residues that have poor fit to the electron density. The numeric value is given above the bar.

Mol	Chain	Length	Quality of chain
1	1A	2915	 80% 13% 6%
1	2A	2915	 78% 17% 3%
2	1B	121	 91% 8%
2	2B	121	 76% 23% 1%
3	1D	276	 92% 8%








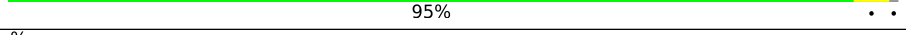


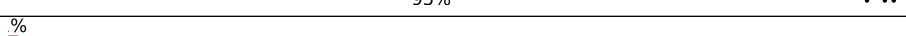














Continued on next page...

Continued from previous page...

Mol	Chain	Length	Quality of chain
3	2D	276	 91% 9%
4	1E	206	 91% 8%
4	2E	206	 93% 6%
5	1F	210	 87% 10%
5	2F	210	 90% 7%
6	1G	182	 88% 12%
6	2G	182	 86% 12%
7	1H	180	 89% 7%
7	2H	180	 89% 7%
8	1I	148	 86% 12%
8	2I	148	 90% 9%
9	1N	140	 90% 10%
9	2N	140	 91% 9%
10	1O	122	 95% 5%
10	2O	122	 94% 5%
11	1P	150	 89% 9%
11	2P	150	 91% 8%
12	1Q	141	 94% 6%
12	2Q	141	 95% 5%
13	1R	118	 89% 11%
13	2R	118	 92% 8%
14	1S	112	 91% 7%
14	2S	112	 85% 13%
15	1T	146	 84% 6% 10%
15	2T	146	 84% 5% 10%


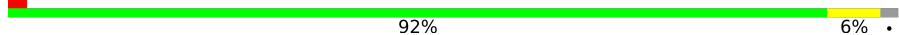
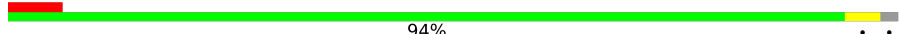




















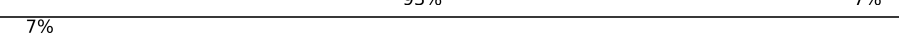
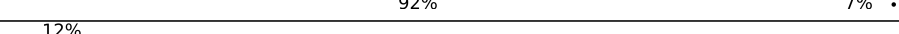
Continued on next page...

Continued from previous page...

Mol	Chain	Length	Quality of chain
16	1U	118	 92% 7%
16	2U	118	 91% 7%
17	1V	101	 89% 10%
17	2V	101	 90% 9%
18	1W	113	 93% 6%
18	2W	113	 95%
19	1X	96	 96%
19	2X	96	 95%
20	1Y	110	 89% 8%
20	2Y	110	 88% 9%
21	1Z	206	 85% 5% 10%
21	2Z	206	 83% 6% 10%
22	10	85	 81% 7% 12%
22	20	85	 85% 12%
23	11	98	 92% 7%
23	21	98	 93% 6%
24	12	72	 89% 8%
24	22	72	 88% 10%
25	13	60	 95%
25	23	60	 93% 5%
26	14	71	 77% 18%
26	24	71	 79% 17%
27	15	60	 92% 7%
27	25	60	 92% 7%
28	16	54	 89% 9%

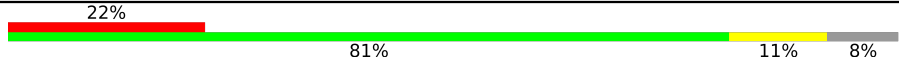

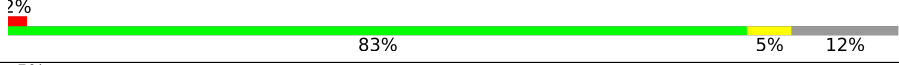

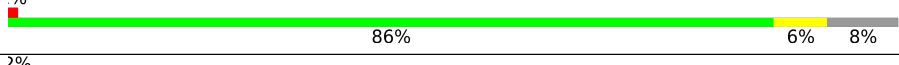
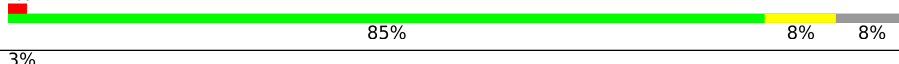
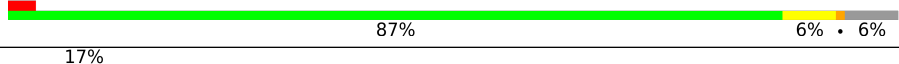

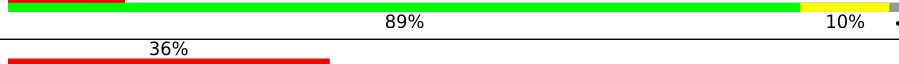


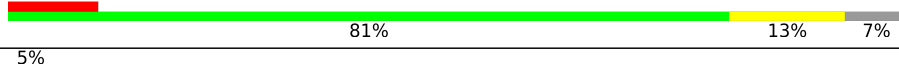
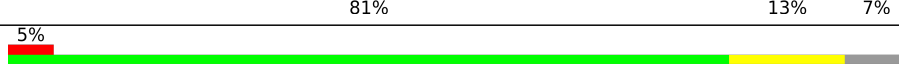
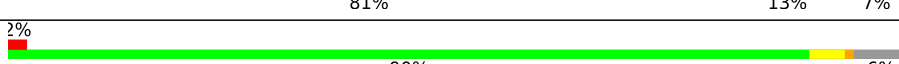
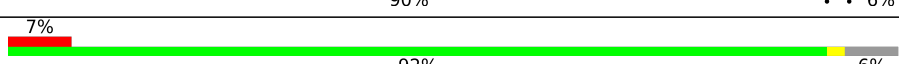

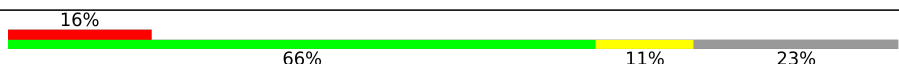
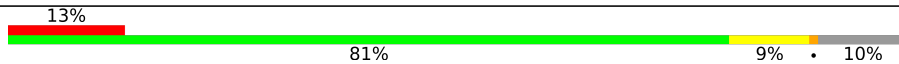
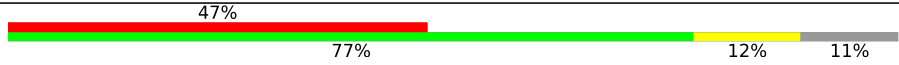


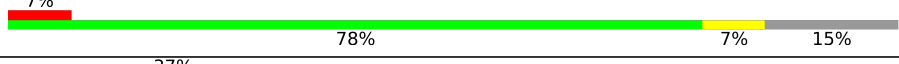
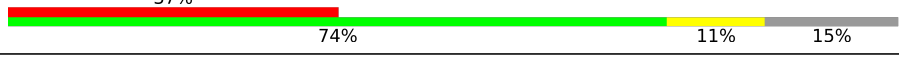


Continued on next page...

Continued from previous page...

Mol	Chain	Length	Quality of chain
28	26	54	 89% 9%
29	17	49	 92% 6%
29	27	49	 94%
30	18	65	 89% 9%
30	28	65	 92% 6%
31	19	37	 97%
31	29	37	 95% 5%
32	1a	1521	 79% 18%
32	2a	1521	 79% 19%
33	1b	256	 76% 14% 10%
33	2b	256	 78% 11% 10%
34	1c	239	 83% 14%
34	2c	239	 79% 6% 14%
35	1d	209	 89% 11%
35	2d	209	 87% 12%
36	1e	162	 81% 10% 9%
36	2e	162	 81% 9% 9%
37	1f	101	 94% 5%
37	2f	101	 93% 6%
38	1g	156	 91% 8%
38	2g	156	 90% 9%
39	1h	138	 93% 7%
39	2h	138	 92% 7%
40	1i	128	 92% 7%
40	2i	128	 90% 9%

Continued on next page...

Continued from previous page...

Mol	Chain	Length	Quality of chain
41	1j	105	
41	2j	105	
42	1k	129	
42	2k	129	
43	1l	132	
43	2l	132	
44	1m	126	
44	2m	126	
45	1n	61	
45	2n	61	
46	1o	89	
46	2o	89	
47	1p	88	
47	2p	88	
48	1q	105	
48	2q	105	
49	1r	88	
49	2r	88	
50	1s	93	
50	2s	93	
51	1t	106	
51	2t	106	
52	1u	27	
52	2u	27	
53	1v	24	

Continued on next page...

Continued from previous page...

Mol	Chain	Length	Quality of chain
53	2v	24	
54	1x	77	
54	2x	77	
55	1z	20	
55	2z	20	

The following table lists non-polymeric compounds, carbohydrate monomers and non-standard residues in protein, DNA, RNA chains that are outliers for geometric or electron-density-fit criteria:

Mol	Type	Chain	Res	Chirality	Geometry	Clashes	Electron density
56	MG	1A	3562	-	-	-	X
56	MG	1A	3860	-	-	-	X
56	MG	1A	3913	-	-	-	X
56	MG	1A	3985	-	-	-	X
56	MG	1A	4078	-	-	-	X
56	MG	1A	4203	-	-	-	X
56	MG	1B	203	-	-	-	X
56	MG	1a	1718	-	-	-	X
56	MG	1a	1719	-	-	-	X
56	MG	1a	1884	-	-	-	X
56	MG	1x	101	-	-	-	X
56	MG	2A	3414	-	-	-	X
56	MG	2A	3571	-	-	-	X
56	MG	2a	1634	-	-	-	X
56	MG	2a	1768	-	-	-	X
56	MG	2a	1800	-	-	-	X
56	MG	2l	3001	-	-	-	X

2 Entry composition [i](#)

There are 59 unique types of molecules in this entry. The entry contains 288775 atoms, of which 0 are hydrogens and 0 are deuteriums.

In the tables below, the ZeroOcc column contains the number of atoms modelled with zero occupancy, the AltConf column contains the number of residues with at least one atom in alternate conformation and the Trace column contains the number of residues modelled with at most 2 atoms.

- Molecule 1 is a RNA chain called 23S Ribosomal RNA.

Mol	Chain	Residues	Atoms					ZeroOcc	AltConf	Trace
			Total	C	N	O	P			
1	1A	2746	Total	C	N	O	P	0	0	0
			59154	26327	11077	19005	2745			
1	2A	2790	Total	C	N	O	P	0	0	0
			60091	26746	11243	19313	2789			

- Molecule 2 is a RNA chain called 5S Ribosomal RNA.

Mol	Chain	Residues	Atoms					ZeroOcc	AltConf	Trace
			Total	C	N	O	P			
2	1B	120	Total	C	N	O	P	0	0	0
			2572	1146	476	831	119			
2	2B	120	Total	C	N	O	P	0	0	0
			2573	1146	476	832	119			

- Molecule 3 is a protein called 50S ribosomal protein L2.

Mol	Chain	Residues	Atoms					ZeroOcc	AltConf	Trace
			Total	C	N	O	S			
3	1D	275	Total	C	N	O	S	0	0	0
			2136	1349	423	361	3			
3	2D	275	Total	C	N	O	S	0	0	0
			2142	1352	426	361	3			

- Molecule 4 is a protein called 50S ribosomal protein L3.

Mol	Chain	Residues	Atoms					ZeroOcc	AltConf	Trace
			Total	C	N	O	S			
4	1E	204	Total	C	N	O	S	0	0	0
			1559	985	298	270	6			
4	2E	204	Total	C	N	O	S	0	0	0
			1559	985	298	270	6			

- Molecule 5 is a protein called 50S ribosomal protein L4.

Mol	Chain	Residues	Atoms					ZeroOcc	AltConf	Trace
			Total	C	N	O	S			
5	1F	203	Total 1584	C 1009	N 298	O 275	S 2	0	0	1
5	2F	203	Total 1580	C 1007	N 297	O 274	S 2	0	0	1

- Molecule 6 is a protein called 50S ribosomal protein L5.

Mol	Chain	Residues	Atoms					ZeroOcc	AltConf	Trace
			Total	C	N	O	S			
6	1G	181	Total 1425	C 914	N 256	O 251	S 4	0	0	0
6	2G	181	Total 1424	C 911	N 258	O 251	S 4	0	0	0

- Molecule 7 is a protein called 50S ribosomal protein L6.

Mol	Chain	Residues	Atoms					ZeroOcc	AltConf	Trace
			Total	C	N	O	S			
7	1H	174	Total 1330	C 845	N 248	O 236	S 1	0	0	0
7	2H	174	Total 1330	C 845	N 248	O 236	S 1	0	0	0

- Molecule 8 is a protein called 50S ribosomal protein L9.

Mol	Chain	Residues	Atoms					ZeroOcc	AltConf	Trace
			Total	C	N	O	S			
8	1I	146	Total 1085	C 693	N 189	O 202	S 1	0	0	0
8	2I	146	Total 1061	C 680	N 186	O 194	S 1	0	0	0

- Molecule 9 is a protein called 50S ribosomal protein L13.

Mol	Chain	Residues	Atoms					ZeroOcc	AltConf	Trace
			Total	C	N	O	S			
9	1N	140	Total 1117	C 719	N 207	O 187	S 4	0	0	0
9	2N	140	Total 1117	C 719	N 207	O 187	S 4	0	0	0

- Molecule 10 is a protein called 50S ribosomal protein L14.

Mol	Chain	Residues	Atoms					ZeroOcc	AltConf	Trace
			Total	C	N	O	S			
10	1O	122	Total 933	C 588	N 171	O 170	S 4	0	0	0

Continued on next page...

Continued from previous page...

Mol	Chain	Residues	Atoms					ZeroOcc	AltConf	Trace
			Total	C	N	O	S			
10	2O	122	933	588	171	170	4	0	0	0

- Molecule 11 is a protein called 50S ribosomal protein L15.

Mol	Chain	Residues	Atoms					ZeroOcc	AltConf	Trace
			Total	C	N	O	S			
11	1P	149	1139	709	231	196	3	0	0	0
11	2P	149	1135	706	230	196	3	0	0	0

- Molecule 12 is a protein called 50S ribosomal protein L16.

Mol	Chain	Residues	Atoms					ZeroOcc	AltConf	Trace
			Total	C	N	O	S			
12	1Q	141	1122	715	212	188	7	0	0	0
12	2Q	141	1122	715	212	188	7	0	0	0

- Molecule 13 is a protein called 50S ribosomal protein L17.

Mol	Chain	Residues	Atoms					ZeroOcc	AltConf	Trace
			Total	C	N	O	S			
13	1R	118	968	604	203	160	1	0	0	0
13	2R	118	968	604	203	160	1	0	0	0

- Molecule 14 is a protein called 50S ribosomal protein L18.

Mol	Chain	Residues	Atoms				ZeroOcc	AltConf	Trace
			Total	C	N	O			
14	1S	110	877	553	175	149	0	0	0
14	2S	110	870	549	173	148	0	0	0

- Molecule 15 is a protein called 50S ribosomal protein L19.

Mol	Chain	Residues	Atoms					ZeroOcc	AltConf	Trace
			Total	C	N	O	S			
15	1T	131	1091	680	225	185	1	0	0	0
15	2T	131	1083	675	224	183	1	0	0	0

- Molecule 16 is a protein called 50S ribosomal protein L20.

Mol	Chain	Residues	Atoms					ZeroOcc	AltConf	Trace
			Total	C	N	O	S			
16	1U	116	Total 959	C 608	N 201	O 149	S 1	0	0	0
16	2U	116	Total 959	C 608	N 201	O 149	S 1	0	0	0

- Molecule 17 is a protein called 50S ribosomal protein L21.

Mol	Chain	Residues	Atoms					ZeroOcc	AltConf	Trace
			Total	C	N	O	S			
17	1V	101	Total 771	C 495	N 140	O 135	S 1	0	0	0
17	2V	101	Total 771	C 495	N 140	O 135	S 1	0	0	0

- Molecule 18 is a protein called 50S ribosomal protein L22.

Mol	Chain	Residues	Atoms					ZeroOcc	AltConf	Trace
			Total	C	N	O	S			
18	1W	112	Total 886	C 557	N 174	O 153	S 2	0	0	0
18	2W	112	Total 886	C 557	N 174	O 153	S 2	0	0	0

- Molecule 19 is a protein called 50S ribosomal protein L23.

Mol	Chain	Residues	Atoms					ZeroOcc	AltConf	Trace
			Total	C	N	O	S			
19	1X	95	Total 750	C 488	N 135	O 126	S 1	0	0	0
19	2X	95	Total 750	C 488	N 135	O 126	S 1	0	0	0

- Molecule 20 is a protein called 50S ribosomal protein L24.

Mol	Chain	Residues	Atoms					ZeroOcc	AltConf	Trace
			Total	C	N	O	S			
20	1Y	107	Total 806	C 517	N 152	O 131	S 6	0	0	0
20	2Y	107	Total 806	C 517	N 152	O 131	S 6	0	0	0

- Molecule 21 is a protein called 50S ribosomal protein L25.

Mol	Chain	Residues	Atoms					ZeroOcc	AltConf	Trace
21	1Z	186	Total	C	N	O	S	0	0	0
			1470	937	262	269	2			
21	2Z	186	Total	C	N	O	S	0	0	0
			1454	929	256	267	2			

- Molecule 22 is a protein called 50S ribosomal protein L27.

Mol	Chain	Residues	Atoms					ZeroOcc	AltConf	Trace
22	10	75	Total	C	N	O	S	0	0	0
			598	370	127	100	1			
22	20	75	Total	C	N	O	S	0	0	0
			598	370	127	100	1			

- Molecule 23 is a protein called 50S ribosomal protein L28.

Mol	Chain	Residues	Atoms					ZeroOcc	AltConf	Trace
23	11	97	Total	C	N	O	S	0	0	0
			755	475	148	131	1			
23	21	97	Total	C	N	O	S	0	0	0
			755	475	148	131	1			

- Molecule 24 is a protein called 50S ribosomal protein L29.

Mol	Chain	Residues	Atoms					ZeroOcc	AltConf	Trace
24	12	70	Total	C	N	O	S	0	0	0
			588	365	118	103	2			
24	22	70	Total	C	N	O	S	0	0	0
			588	365	118	103	2			

- Molecule 25 is a protein called 50S ribosomal protein L30.

Mol	Chain	Residues	Atoms				ZeroOcc	AltConf	Trace
25	13	59	Total	C	N	O	0	0	0
			469	298	90	81			
25	23	59	Total	C	N	O	0	0	0
			464	296	90	78			

- Molecule 26 is a protein called 50S ribosomal protein L31.

Mol	Chain	Residues	Atoms					ZeroOcc	AltConf	Trace
26	14	69	Total	C	N	O	S	0	0	0
			558	352	102	99	5			

Continued on next page...

Continued from previous page...

Mol	Chain	Residues	Atoms					ZeroOcc	AltConf	Trace
			Total	C	N	O	S			
26	24	69	Total 532	C 339	N 97	O 91	S 5	0	0	0

- Molecule 27 is a protein called 50S ribosomal protein L32.

Mol	Chain	Residues	Atoms					ZeroOcc	AltConf	Trace
			Total	C	N	O	S			
27	15	59	Total 455	C 285	N 89	O 76	S 5	0	0	0
27	25	59	Total 455	C 285	N 89	O 76	S 5	0	0	0

- Molecule 28 is a protein called 50S ribosomal protein L33.

Mol	Chain	Residues	Atoms					ZeroOcc	AltConf	Trace
			Total	C	N	O	S			
28	16	53	Total 453	C 281	N 91	O 77	S 4	0	0	0
28	26	53	Total 449	C 279	N 91	O 75	S 4	0	0	0

- Molecule 29 is a protein called 50S ribosomal protein L34.

Mol	Chain	Residues	Atoms					ZeroOcc	AltConf	Trace
			Total	C	N	O	S			
29	17	48	Total 418	C 257	N 104	O 55	S 2	0	0	0
29	27	48	Total 418	C 257	N 104	O 55	S 2	0	0	0

- Molecule 30 is a protein called 50S ribosomal protein L35.

Mol	Chain	Residues	Atoms					ZeroOcc	AltConf	Trace
			Total	C	N	O	S			
30	18	64	Total 517	C 331	N 102	O 82	S 2	0	0	0
30	28	64	Total 517	C 331	N 102	O 82	S 2	0	0	0

- Molecule 31 is a protein called 50S ribosomal protein L36.

Mol	Chain	Residues	Atoms					ZeroOcc	AltConf	Trace
			Total	C	N	O	S			
31	19	37	Total 307	C 188	N 68	O 47	S 4	0	0	0
31	29	37	Total 307	C 188	N 68	O 47	S 4	0	0	0

- Molecule 32 is a RNA chain called 16S Ribosomal RNA.

Mol	Chain	Residues	Atoms					ZeroOcc	AltConf	Trace
32	1a	1477	Total	C	N	O	P	0	0	0
			31750	14131	5883	10259	1477			
32	2a	1483	Total	C	N	O	P	0	0	0
			31877	14188	5905	10301	1483			

- Molecule 33 is a protein called 30S ribosomal protein S2.

Mol	Chain	Residues	Atoms					ZeroOcc	AltConf	Trace
33	1b	231	Total	C	N	O	S	0	0	0
			1786	1136	321	325	4			
33	2b	231	Total	C	N	O	S	0	0	0
			1697	1079	292	321	5			

- Molecule 34 is a protein called 30S ribosomal protein S3.

Mol	Chain	Residues	Atoms					ZeroOcc	AltConf	Trace
34	1c	206	Total	C	N	O	S	0	0	0
			1480	932	281	266	1			
34	2c	206	Total	C	N	O	S	0	0	0
			1412	883	269	259	1			

- Molecule 35 is a protein called 30S ribosomal protein S4.

Mol	Chain	Residues	Atoms					ZeroOcc	AltConf	Trace
35	1d	208	Total	C	N	O	S	0	0	0
			1618	1013	312	286	7			
35	2d	208	Total	C	N	O	S	0	0	0
			1630	1022	321	280	7			

- Molecule 36 is a protein called 30S ribosomal protein S5.

Mol	Chain	Residues	Atoms					ZeroOcc	AltConf	Trace
36	1e	148	Total	C	N	O	S	0	0	0
			1129	714	213	198	4			
36	2e	148	Total	C	N	O	S	0	0	0
			1095	695	203	193	4			

- Molecule 37 is a protein called 30S ribosomal protein S6.

Mol	Chain	Residues	Atoms					ZeroOcc	AltConf	Trace
37	1f	100	Total	C	N	O	S	0	0	0
			806	511	143	149	3			
37	2f	100	Total	C	N	O	S	0	0	0
			817	516	146	152	3			

- Molecule 38 is a protein called 30S ribosomal protein S7.

Mol	Chain	Residues	Atoms					ZeroOcc	AltConf	Trace
38	1g	155	Total	C	N	O	S	0	0	0
			1183	732	232	213	6			
38	2g	155	Total	C	N	O	S	0	0	0
			1167	728	220	213	6			

- Molecule 39 is a protein called 30S ribosomal protein S8.

Mol	Chain	Residues	Atoms					ZeroOcc	AltConf	Trace
39	1h	137	Total	C	N	O	S	0	0	0
			1088	689	206	191	2			
39	2h	137	Total	C	N	O	S	0	0	0
			1074	681	202	189	2			

- Molecule 40 is a protein called 30S ribosomal protein S9.

Mol	Chain	Residues	Atoms				ZeroOcc	AltConf	Trace
40	1i	127	Total	C	N	O	0	0	0
			976	620	189	167			
40	2i	127	Total	C	N	O	0	0	0
			932	589	177	166			

- Molecule 41 is a protein called 30S ribosomal protein S10.

Mol	Chain	Residues	Atoms				ZeroOcc	AltConf	Trace
41	1j	97	Total	C	N	O	0	0	0
			682	424	130	128			
41	2j	96	Total	C	N	O	0	0	0
			678	424	126	128			

- Molecule 42 is a protein called 30S ribosomal protein S11.

Mol	Chain	Residues	Atoms					ZeroOcc	AltConf	Trace
42	1k	114	Total	C	N	O	S	0	0	0
			826	513	156	154	3			

Continued on next page...

Continued from previous page...

Mol	Chain	Residues	Atoms					ZeroOcc	AltConf	Trace
			Total	C	N	O	S			
42	2k	114	829	516	155	155	3	0	0	0

- Molecule 43 is a protein called 30S ribosomal protein S12.

Mol	Chain	Residues	Atoms					ZeroOcc	AltConf	Trace
			Total	C	N	O	S			
43	1l	122	920	579	181	159	1	0	0	0
43	2l	122	918	576	182	159	1	0	0	0

- Molecule 44 is a protein called 30S ribosomal protein S13.

Mol	Chain	Residues	Atoms					ZeroOcc	AltConf	Trace
			Total	C	N	O	S			
44	1m	118	923	569	191	161	2	0	0	0
44	2m	116	903	555	187	159	2	0	0	0

- Molecule 45 is a protein called 30S ribosomal protein S14 type Z.

Mol	Chain	Residues	Atoms					ZeroOcc	AltConf	Trace
			Total	C	N	O	S			
45	1n	60	482	306	100	72	4	0	0	0
45	2n	60	459	291	93	71	4	0	0	0

- Molecule 46 is a protein called 30S ribosomal protein S15.

Mol	Chain	Residues	Atoms					ZeroOcc	AltConf	Trace
			Total	C	N	O	S			
46	1o	88	715	447	140	126	2	0	0	0
46	2o	88	728	456	144	126	2	0	0	0

- Molecule 47 is a protein called 30S ribosomal protein S16.

Mol	Chain	Residues	Atoms					ZeroOcc	AltConf	Trace
			Total	C	N	O	S			
47	1p	82	671	424	133	113	1	0	0	0
47	2p	82	677	430	133	113	1	0	0	0

- Molecule 48 is a protein called 30S ribosomal protein S17.

Mol	Chain	Residues	Atoms					ZeroOcc	AltConf	Trace
			Total	C	N	O	S			
48	1q	99	Total 811	C 519	N 148	O 142	S 2	0	0	0
48	2q	99	Total 823	C 528	N 151	O 142	S 2	0	0	0

- Molecule 49 is a protein called 30S ribosomal protein S18.

Mol	Chain	Residues	Atoms					ZeroOcc	AltConf	Trace
			Total	C	N	O	S			
49	1r	68	Total 555	C 355	N 108	O 92	S	0	0	0
49	2r	68	Total 555	C 355	N 108	O 92	S	0	0	0

- Molecule 50 is a protein called 30S ribosomal protein S19.

Mol	Chain	Residues	Atoms					ZeroOcc	AltConf	Trace
			Total	C	N	O	S			
50	1s	84	Total 642	C 409	N 119	O 112	S 2	0	0	0
50	2s	83	Total 646	C 412	N 119	O 113	S 2	0	0	0

- Molecule 51 is a protein called 30S ribosomal protein S20.

Mol	Chain	Residues	Atoms					ZeroOcc	AltConf	Trace
			Total	C	N	O	S			
51	1t	96	Total 712	C 435	N 152	O 123	S 2	0	0	0
51	2t	96	Total 731	C 449	N 156	O 124	S 2	0	0	0

- Molecule 52 is a protein called 30S ribosomal protein Thx.

Mol	Chain	Residues	Atoms				ZeroOcc	AltConf	Trace
			Total	C	N	O			
52	1u	23	Total 187	C 116	N 42	O 29	0	0	0
52	2u	23	Total 199	C 122	N 48	O 29	0	0	0

- Molecule 53 is a RNA chain called mRNA.

Mol	Chain	Residues	Atoms				ZeroOcc	AltConf	Trace	
53	1v	5	Total	C	N	O	P	0	0	0
			109	49	22	33	5			
53	2v	5	Total	C	N	O	P	0	0	0
			109	49	22	33	5			

- Molecule 54 is a RNA chain called P-site tRNA.

Mol	Chain	Residues	Atoms					ZeroOcc	AltConf	Trace	
54	1x	76	Total	C	N	O	P	S	0	0	0
			1625	725	294	529	76	1			
54	2x	76	Total	C	N	O	P	S	0	0	0
			1625	725	294	529	76	1			

- Molecule 55 is a protein called Pyrrhocoricin.

Mol	Chain	Residues	Atoms				ZeroOcc	AltConf	Trace
55	1z	16	Total	C	N	O	0	0	0
			126	82	23	21			
55	2z	16	Total	C	N	O	0	0	0
			126	82	23	21			

- Molecule 56 is MAGNESIUM ION (three-letter code: MG) (formula: Mg).

Mol	Chain	Residues	Atoms		ZeroOcc	AltConf
56	1A	1233	Total	Mg	0	0
			1233	1233		
56	1B	25	Total	Mg	0	0
			25	25		
56	1D	15	Total	Mg	0	0
			15	15		
56	1E	8	Total	Mg	0	0
			8	8		
56	1F	9	Total	Mg	0	0
			9	9		
56	1G	3	Total	Mg	0	0
			3	3		
56	1H	1	Total	Mg	0	0
			1	1		
56	1N	7	Total	Mg	0	0
			7	7		
56	1O	3	Total	Mg	0	0
			3	3		

Continued on next page...

Continued from previous page...

Mol	Chain	Residues	Atoms	ZeroOcc	AltConf
56	1P	5	Total Mg 5 5	0	0
56	1Q	5	Total Mg 5 5	0	0
56	1R	8	Total Mg 8 8	0	0
56	1T	4	Total Mg 4 4	0	0
56	1U	6	Total Mg 6 6	0	0
56	1V	2	Total Mg 2 2	0	0
56	1W	6	Total Mg 6 6	0	0
56	1X	1	Total Mg 1 1	0	0
56	1Y	1	Total Mg 1 1	0	0
56	1Z	3	Total Mg 3 3	0	0
56	10	7	Total Mg 7 7	0	0
56	11	3	Total Mg 3 3	0	0
56	12	1	Total Mg 1 1	0	0
56	13	1	Total Mg 1 1	0	0
56	15	4	Total Mg 4 4	0	0
56	16	2	Total Mg 2 2	0	0
56	17	3	Total Mg 3 3	0	0
56	18	5	Total Mg 5 5	0	0
56	19	3	Total Mg 3 3	0	0
56	1a	295	Total Mg 295 295	0	0
56	1b	2	Total Mg 2 2	0	0

Continued on next page...

Continued from previous page...

Mol	Chain	Residues	Atoms	ZeroOcc	AltConf
56	1d	1	Total Mg 1 1	0	0
56	1e	3	Total Mg 3 3	0	0
56	1f	1	Total Mg 1 1	0	0
56	1h	2	Total Mg 2 2	0	0
56	1k	2	Total Mg 2 2	0	0
56	1l	1	Total Mg 1 1	0	0
56	1n	1	Total Mg 1 1	0	0
56	1o	1	Total Mg 1 1	0	0
56	1p	1	Total Mg 1 1	0	0
56	1q	2	Total Mg 2 2	0	0
56	1r	2	Total Mg 2 2	0	0
56	1t	1	Total Mg 1 1	0	0
56	1x	12	Total Mg 12 12	0	0
56	2A	592	Total Mg 592 592	0	0
56	2B	9	Total Mg 9 9	0	0
56	2D	6	Total Mg 6 6	0	0
56	2E	6	Total Mg 6 6	0	0
56	2F	2	Total Mg 2 2	0	0
56	2G	1	Total Mg 1 1	0	0
56	2N	1	Total Mg 1 1	0	0
56	2O	3	Total Mg 3 3	0	0

Continued on next page...

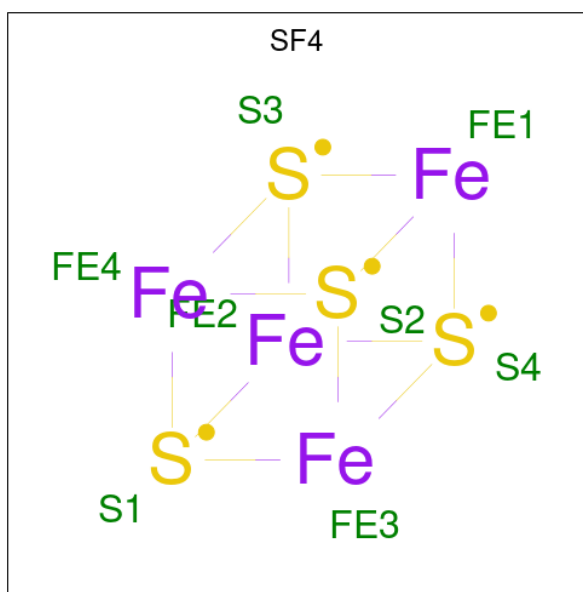
Continued from previous page...

Mol	Chain	Residues	Atoms	ZeroOcc	AltConf
56	2Q	5	Total Mg 5 5	0	0
56	2X	1	Total Mg 1 1	0	0
56	2Y	1	Total Mg 1 1	0	0
56	2Z	1	Total Mg 1 1	0	0
56	20	1	Total Mg 1 1	0	0
56	23	1	Total Mg 1 1	0	0
56	25	1	Total Mg 1 1	0	0
56	28	2	Total Mg 2 2	0	0
56	2a	248	Total Mg 248 248	0	0
56	2d	1	Total Mg 1 1	0	0
56	2e	2	Total Mg 2 2	0	0
56	2f	1	Total Mg 1 1	0	0
56	2l	5	Total Mg 5 5	0	0
56	2n	1	Total Mg 1 1	0	0
56	2p	1	Total Mg 1 1	0	0
56	2q	2	Total Mg 2 2	0	0
56	2t	1	Total Mg 1 1	0	0
56	2u	1	Total Mg 1 1	0	0
56	2x	4	Total Mg 4 4	0	0

- Molecule 57 is ZINC ION (three-letter code: ZN) (formula: Zn).

Mol	Chain	Residues	Atoms	ZeroOcc	AltConf
57	1Y	1	Total Zn 1 1	0	0
57	14	1	Total Zn 1 1	0	0
57	15	1	Total Zn 1 1	0	0
57	16	1	Total Zn 1 1	0	0
57	19	1	Total Zn 1 1	0	0
57	1n	1	Total Zn 1 1	0	0
57	2Y	1	Total Zn 1 1	0	0
57	24	1	Total Zn 1 1	0	0
57	25	1	Total Zn 1 1	0	0
57	26	1	Total Zn 1 1	0	0
57	29	1	Total Zn 1 1	0	0
57	2n	1	Total Zn 1 1	0	0

- Molecule 58 is IRON/SULFUR CLUSTER (three-letter code: SF4) (formula: Fe₄S₄).



Mol	Chain	Residues	Atoms			ZeroOcc	AltConf
58	1d	1	Total	Fe	S	0	0
			8	4	4		
58	2d	1	Total	Fe	S	0	0
			8	4	4		

- Molecule 59 is water.

Mol	Chain	Residues	Atoms		ZeroOcc	AltConf
59	1A	2217	Total	O	0	0
			2217	2217		
59	1B	37	Total	O	0	0
			37	37		
59	1D	23	Total	O	0	0
			23	23		
59	1E	29	Total	O	0	0
			29	29		
59	1F	19	Total	O	0	0
			19	19		
59	1G	2	Total	O	0	0
			2	2		
59	1H	4	Total	O	0	0
			4	4		
59	1I	1	Total	O	0	0
			1	1		
59	1N	6	Total	O	0	0
			6	6		
59	1O	7	Total	O	0	0
			7	7		
59	1P	27	Total	O	0	0
			27	27		
59	1Q	14	Total	O	0	0
			14	14		
59	1R	11	Total	O	0	0
			11	11		
59	1S	2	Total	O	0	0
			2	2		
59	1T	13	Total	O	0	0
			13	13		
59	1U	14	Total	O	0	0
			14	14		
59	1V	7	Total	O	0	0
			7	7		
59	1W	8	Total	O	0	0
			8	8		

Continued on next page...

Continued from previous page...

Mol	Chain	Residues	Atoms		ZeroOcc	AltConf
59	1X	5	Total 5	O 5	0	0
59	1Y	1	Total 1	O 1	0	0
59	1Z	7	Total 7	O 7	0	0
59	10	12	Total 12	O 12	0	0
59	11	5	Total 5	O 5	0	0
59	12	3	Total 3	O 3	0	0
59	13	4	Total 4	O 4	0	0
59	15	9	Total 9	O 9	0	0
59	16	9	Total 9	O 9	0	0
59	17	10	Total 10	O 10	0	0
59	18	12	Total 12	O 12	0	0
59	19	2	Total 2	O 2	0	0
59	1a	338	Total 338	O 338	0	0
59	1b	2	Total 2	O 2	0	0
59	1d	3	Total 3	O 3	0	0
59	1e	7	Total 7	O 7	0	0
59	1f	1	Total 1	O 1	0	0
59	1h	3	Total 3	O 3	0	0
59	1i	1	Total 1	O 1	0	0
59	1j	1	Total 1	O 1	0	0
59	1k	1	Total 1	O 1	0	0

Continued on next page...

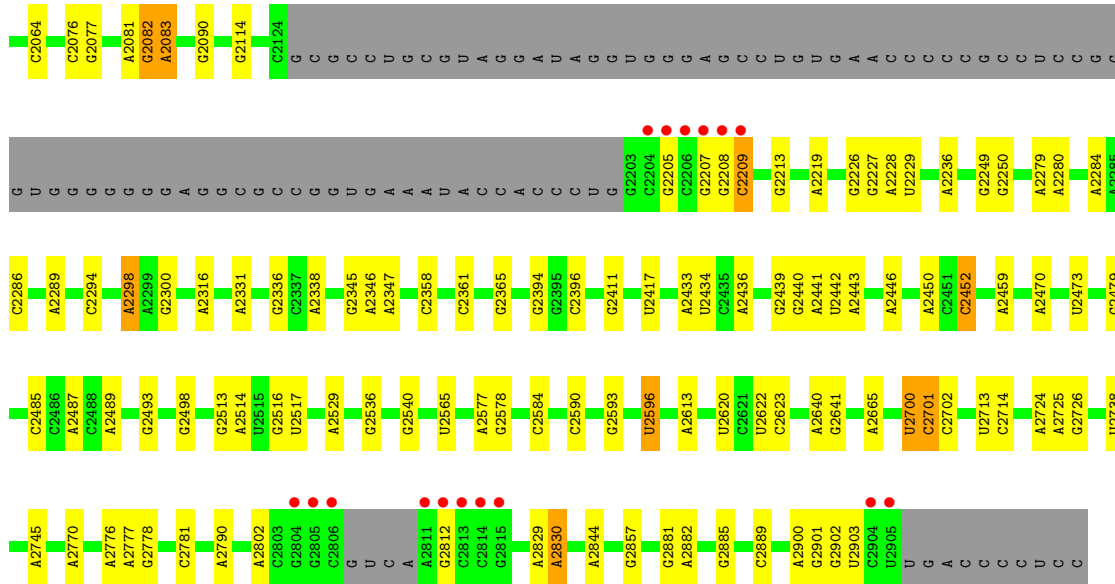
Continued from previous page...

Mol	Chain	Residues	Atoms	ZeroOcc	AltConf
59	1l	3	Total O 3 3	0	0
59	1m	1	Total O 1 1	0	0
59	1o	1	Total O 1 1	0	0
59	1q	1	Total O 1 1	0	0
59	1r	1	Total O 1 1	0	0
59	1s	2	Total O 2 2	0	0
59	1t	1	Total O 1 1	0	0
59	1v	3	Total O 3 3	0	0
59	1x	9	Total O 9 9	0	0
59	2A	809	Total O 809 809	0	0
59	2B	12	Total O 12 12	0	0
59	2D	20	Total O 20 20	0	0
59	2E	11	Total O 11 11	0	0
59	2F	7	Total O 7 7	0	0
59	2N	1	Total O 1 1	0	0
59	2O	3	Total O 3 3	0	0
59	2P	3	Total O 3 3	0	0
59	2Q	2	Total O 2 2	0	0
59	2R	3	Total O 3 3	0	0
59	2T	3	Total O 3 3	0	0
59	2U	3	Total O 3 3	0	0

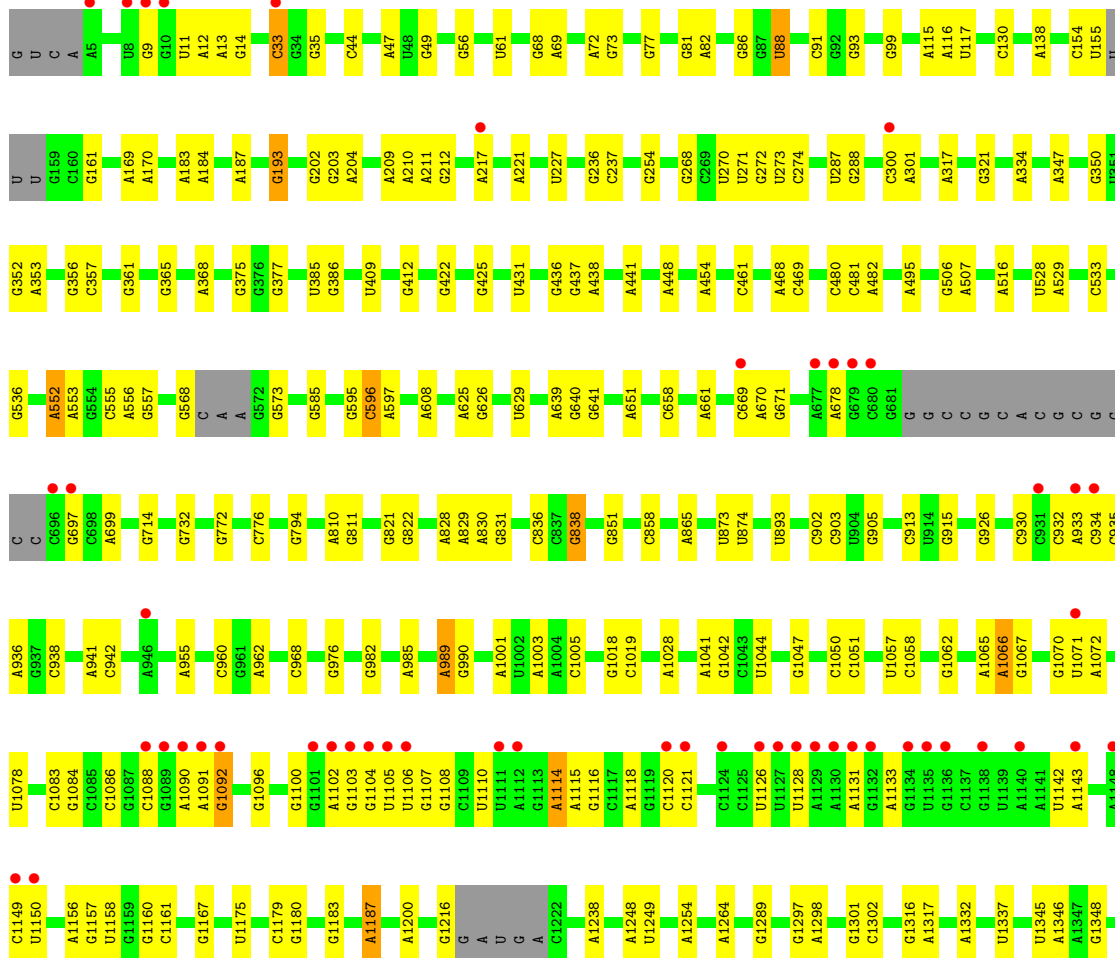
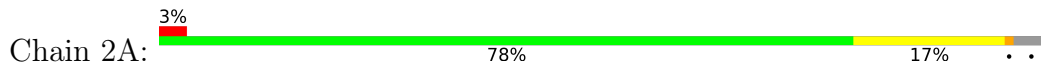
Continued on next page...

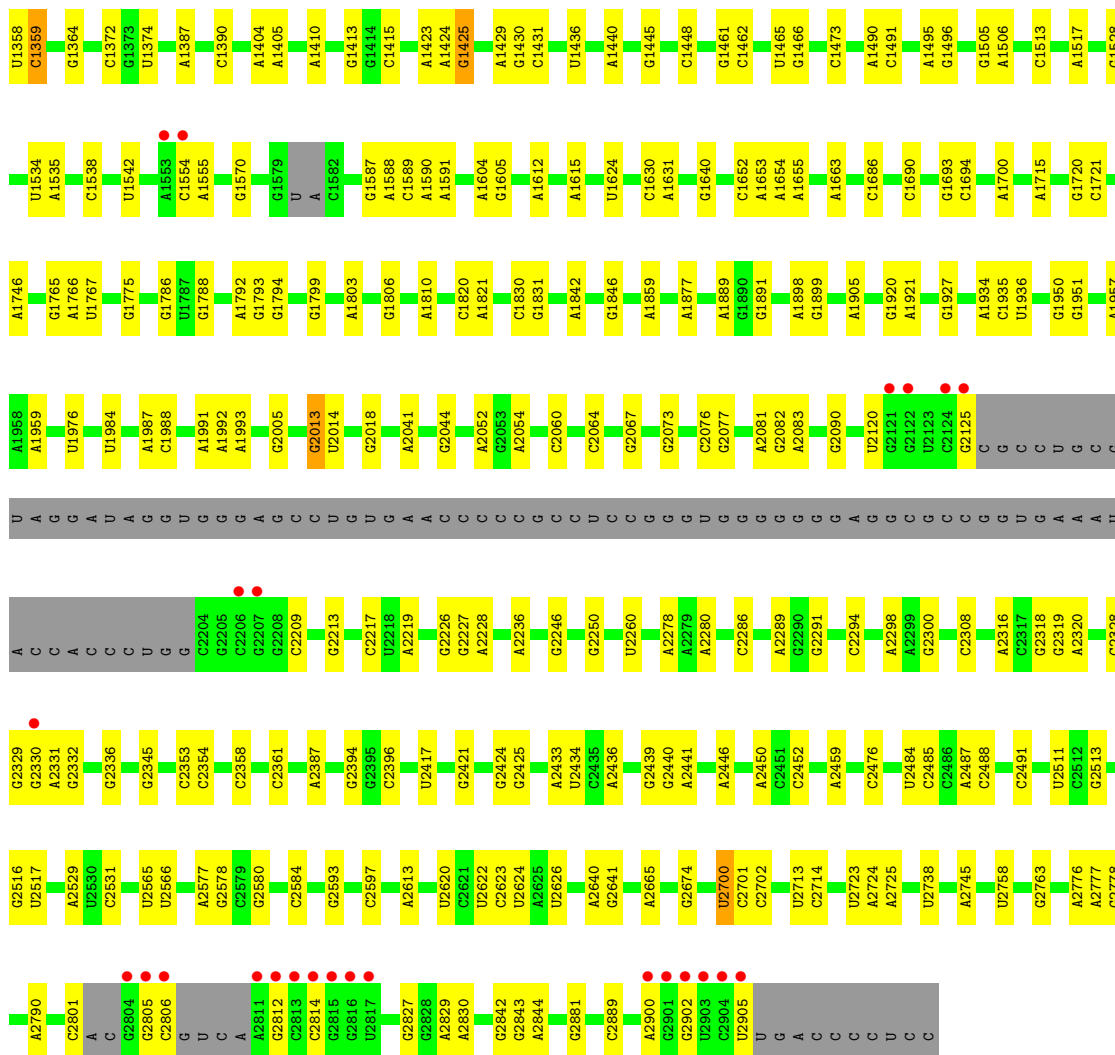
Continued from previous page...

Mol	Chain	Residues	Atoms		ZeroOcc	AltConf
59	2W	1	Total 1	O 1	0	0
59	2X	2	Total 2	O 2	0	0
59	2Y	1	Total 1	O 1	0	0
59	2Z	6	Total 6	O 6	0	0
59	20	4	Total 4	O 4	0	0
59	21	1	Total 1	O 1	0	0
59	23	1	Total 1	O 1	0	0
59	25	1	Total 1	O 1	0	0
59	27	1	Total 1	O 1	0	0
59	28	4	Total 4	O 4	0	0
59	2a	274	Total 274	O 274	0	0
59	2c	2	Total 2	O 2	0	0
59	2d	1	Total 1	O 1	0	0
59	2i	2	Total 2	O 2	0	0
59	2j	2	Total 2	O 2	0	0
59	2l	2	Total 2	O 2	0	0
59	2p	1	Total 1	O 1	0	0
59	2t	3	Total 3	O 3	0	0
59	2v	1	Total 1	O 1	0	0
59	2x	2	Total 2	O 2	0	0



• Molecule 1: 23S Ribosomal RNA

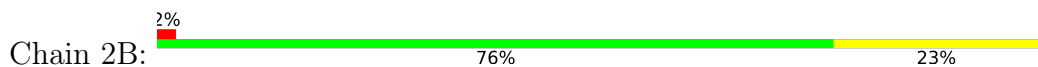




• Molecule 2: 5S Ribosomal RNA



• Molecule 2: 5S Ribosomal RNA



• Molecule 3: 50S ribosomal protein L2





- Molecule 3: 50S ribosomal protein L2



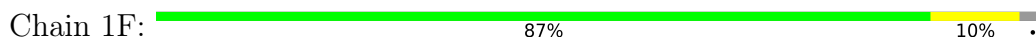
- Molecule 4: 50S ribosomal protein L3



- Molecule 4: 50S ribosomal protein L3



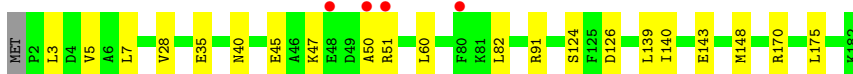
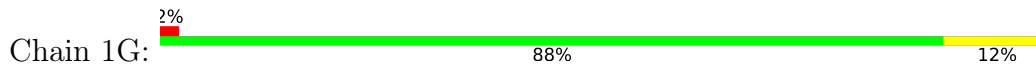
- Molecule 5: 50S ribosomal protein L4



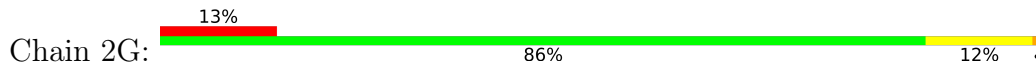
- Molecule 5: 50S ribosomal protein L4

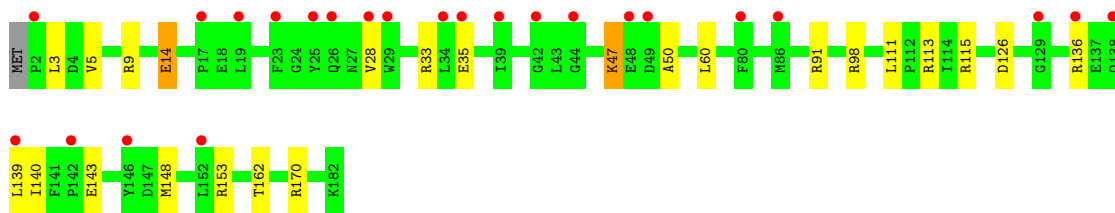


- Molecule 6: 50S ribosomal protein L5

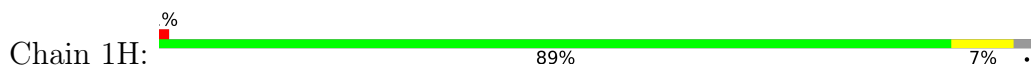


- Molecule 6: 50S ribosomal protein L5

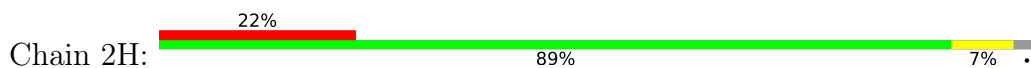




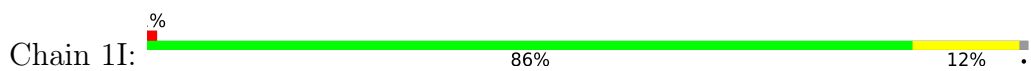
- Molecule 7: 50S ribosomal protein L6



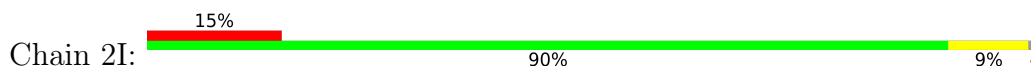
- Molecule 7: 50S ribosomal protein L6



- Molecule 8: 50S ribosomal protein L9



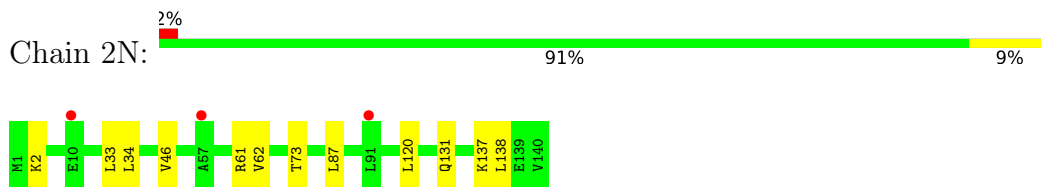
- Molecule 8: 50S ribosomal protein L9



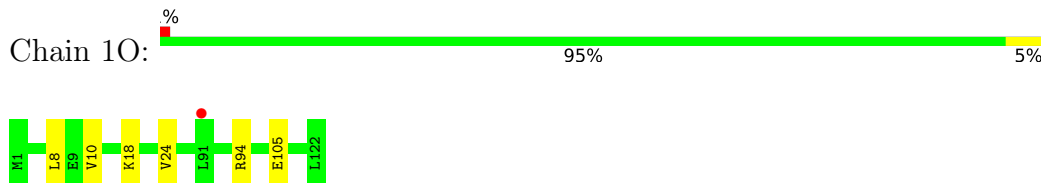
- Molecule 9: 50S ribosomal protein L13



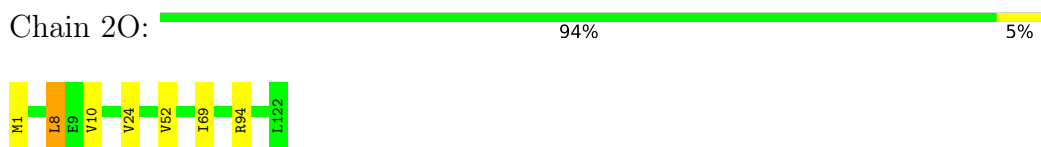
- Molecule 9: 50S ribosomal protein L13



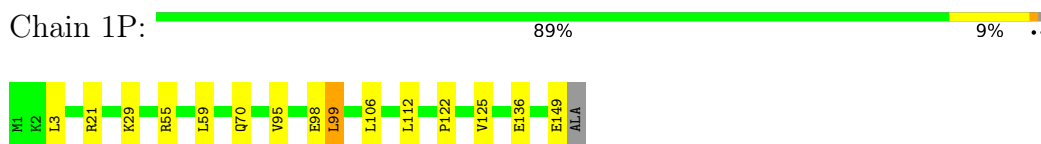
- Molecule 10: 50S ribosomal protein L14



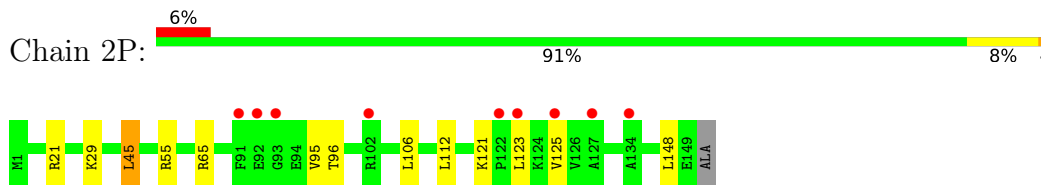
- Molecule 10: 50S ribosomal protein L14



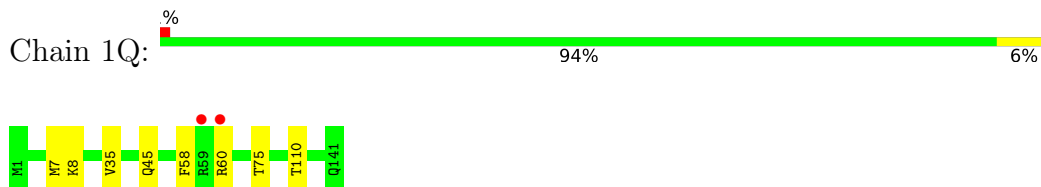
- Molecule 11: 50S ribosomal protein L15



- Molecule 11: 50S ribosomal protein L15



- Molecule 12: 50S ribosomal protein L16



- Molecule 12: 50S ribosomal protein L16

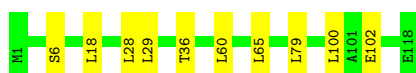




- Molecule 13: 50S ribosomal protein L17



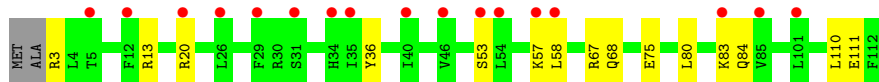
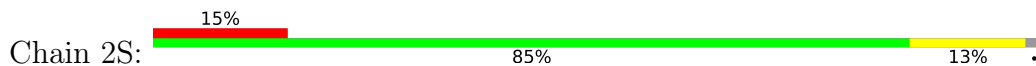
- Molecule 13: 50S ribosomal protein L17



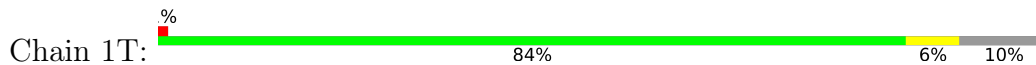
- Molecule 14: 50S ribosomal protein L18



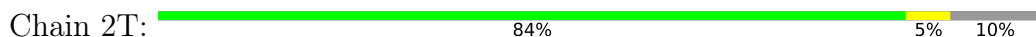
- Molecule 14: 50S ribosomal protein L18



- Molecule 15: 50S ribosomal protein L19



- Molecule 15: 50S ribosomal protein L19

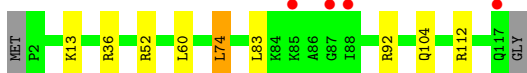


- Molecule 16: 50S ribosomal protein L20

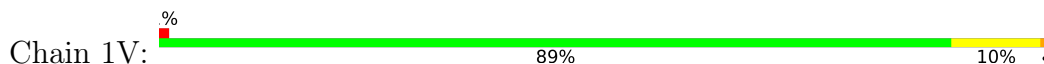




- Molecule 16: 50S ribosomal protein L20



- Molecule 17: 50S ribosomal protein L21



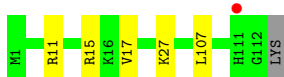
- Molecule 17: 50S ribosomal protein L21



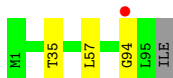
- Molecule 18: 50S ribosomal protein L22



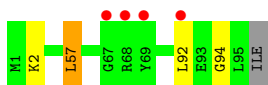
- Molecule 18: 50S ribosomal protein L22



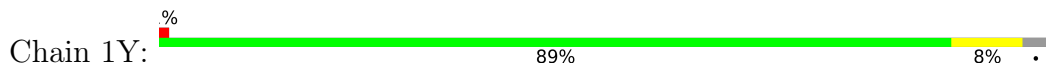
- Molecule 19: 50S ribosomal protein L23



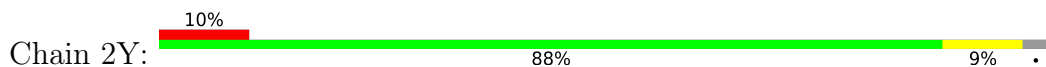
- Molecule 19: 50S ribosomal protein L23



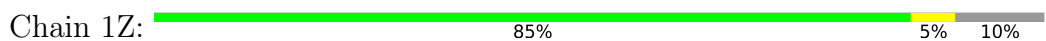
- Molecule 20: 50S ribosomal protein L24



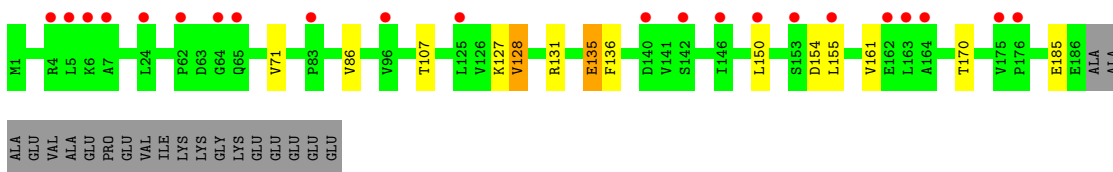
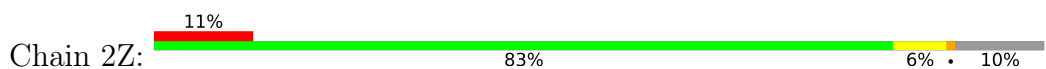
- Molecule 20: 50S ribosomal protein L24



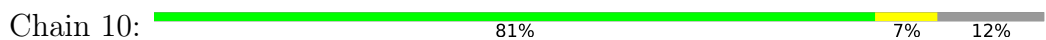
- Molecule 21: 50S ribosomal protein L25



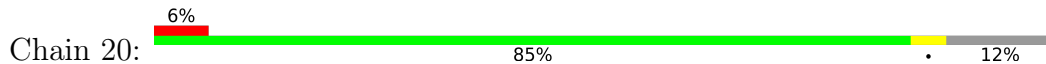
- Molecule 21: 50S ribosomal protein L25

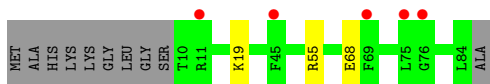


- Molecule 22: 50S ribosomal protein L27

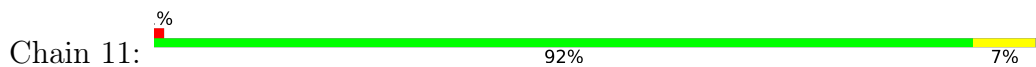


- Molecule 22: 50S ribosomal protein L27

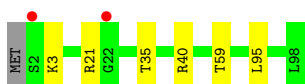




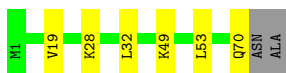
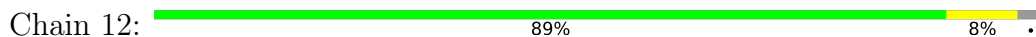
- Molecule 23: 50S ribosomal protein L28



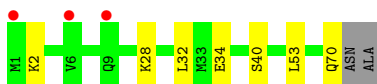
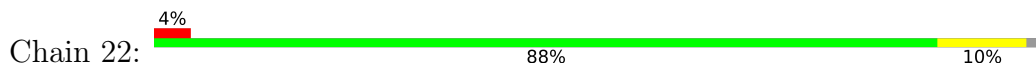
- Molecule 23: 50S ribosomal protein L28



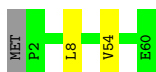
- Molecule 24: 50S ribosomal protein L29



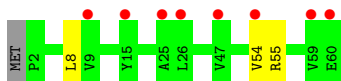
- Molecule 24: 50S ribosomal protein L29



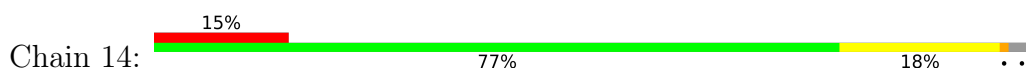
- Molecule 25: 50S ribosomal protein L30



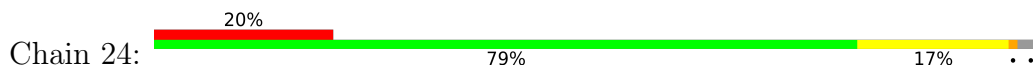
- Molecule 25: 50S ribosomal protein L30



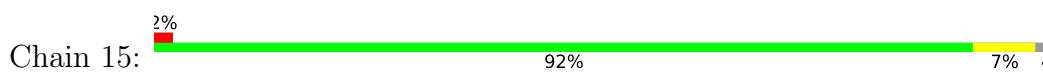
- Molecule 26: 50S ribosomal protein L31



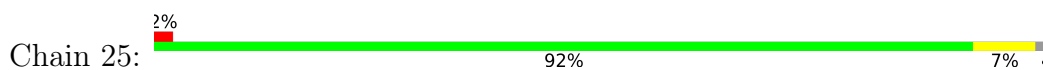
- Molecule 26: 50S ribosomal protein L31



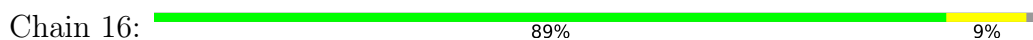
- Molecule 27: 50S ribosomal protein L32



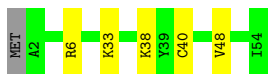
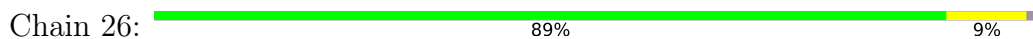
- Molecule 27: 50S ribosomal protein L32



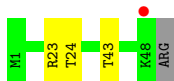
- Molecule 28: 50S ribosomal protein L33



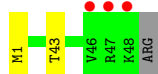
- Molecule 28: 50S ribosomal protein L33




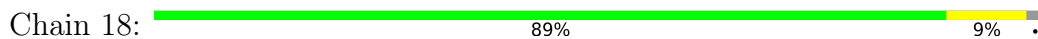
- Molecule 29: 50S ribosomal protein L34



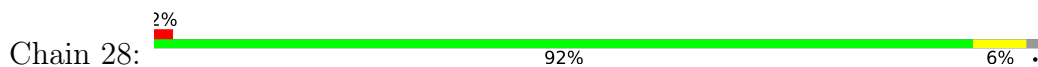
- Molecule 29: 50S ribosomal protein L34



• Molecule 30: 50S ribosomal protein L35



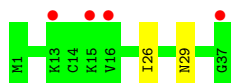
• Molecule 30: 50S ribosomal protein L35



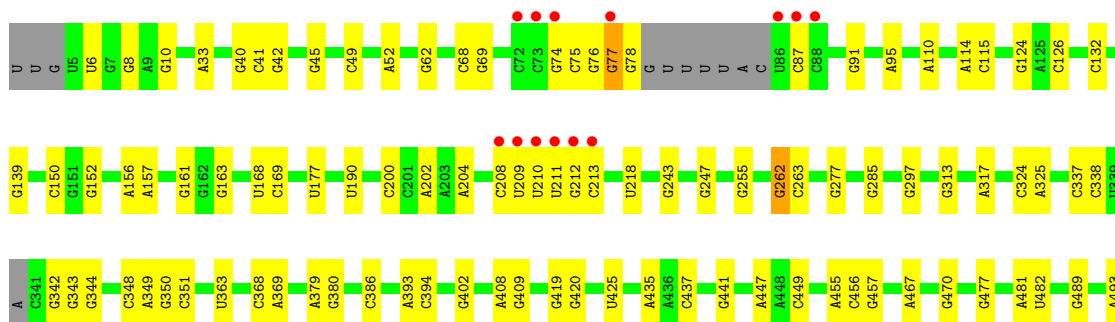
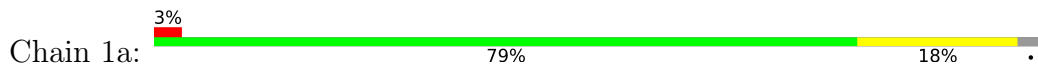
• Molecule 31: 50S ribosomal protein L36

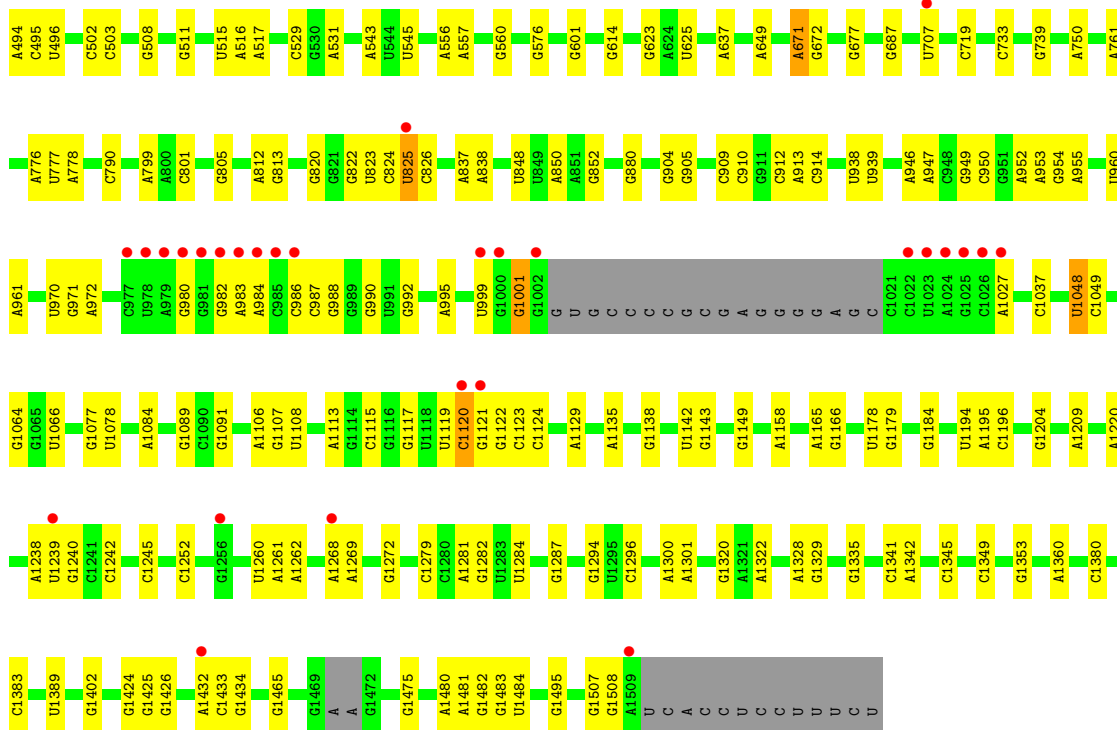


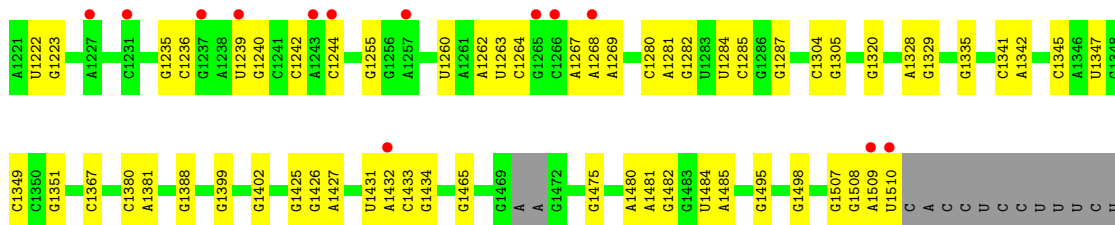
• Molecule 31: 50S ribosomal protein L36



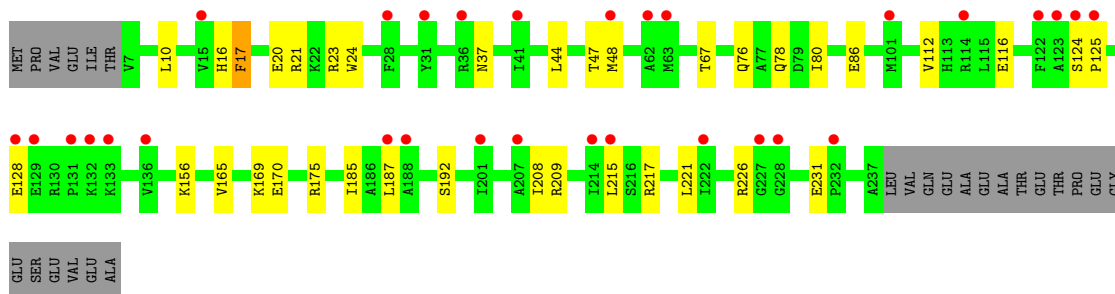
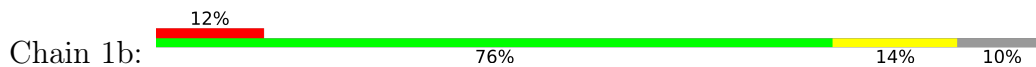
• Molecule 32: 16S Ribosomal RNA



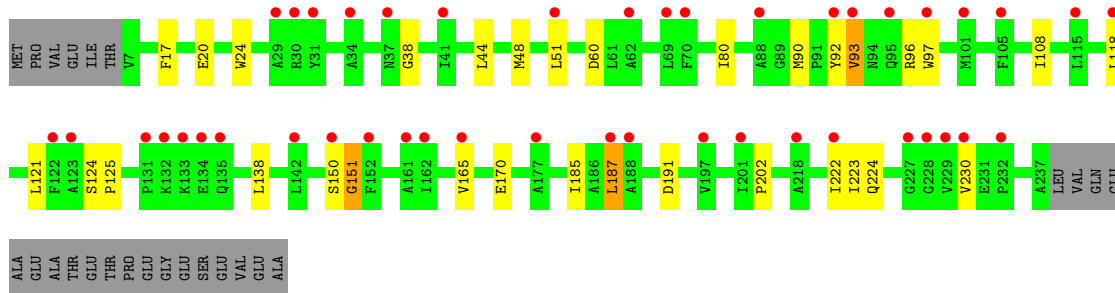
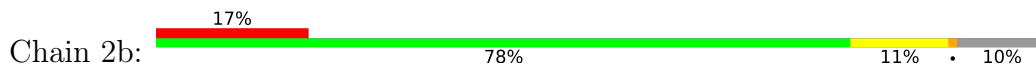




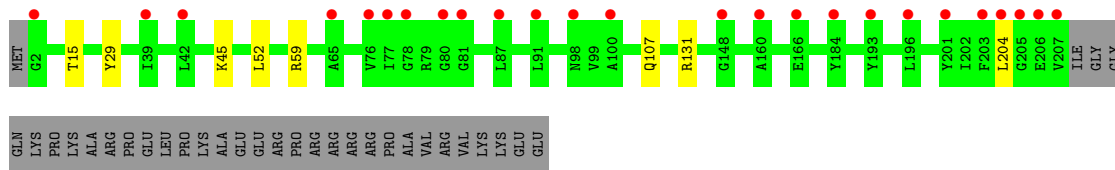
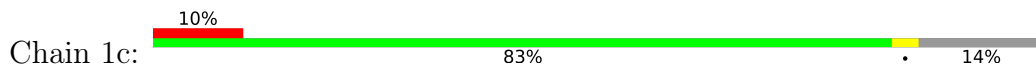
- Molecule 33: 30S ribosomal protein S2



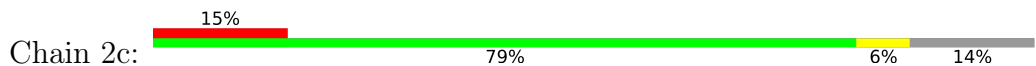
- Molecule 33: 30S ribosomal protein S2

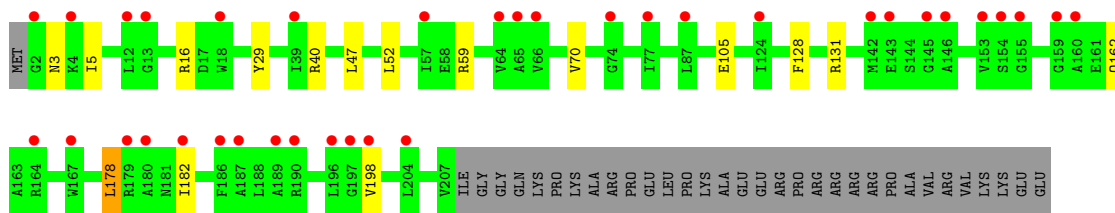


- Molecule 34: 30S ribosomal protein S3

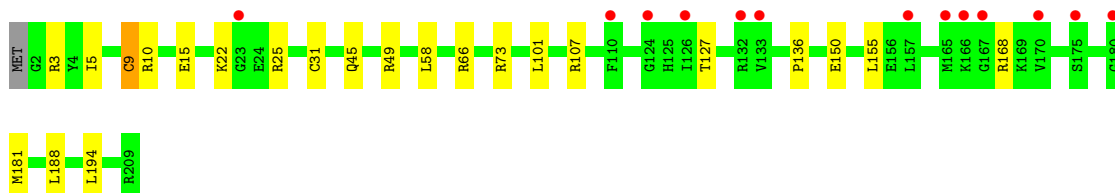
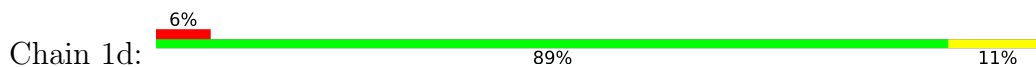


- Molecule 34: 30S ribosomal protein S3

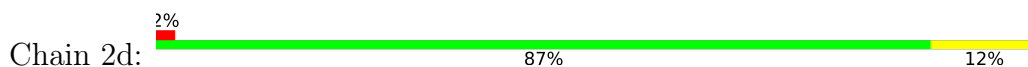




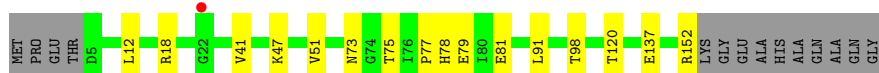
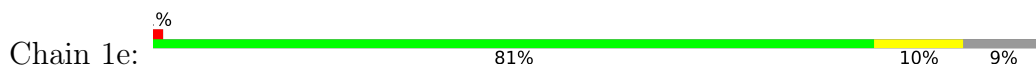
- Molecule 35: 30S ribosomal protein S4



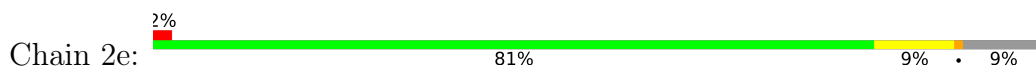
- Molecule 35: 30S ribosomal protein S4



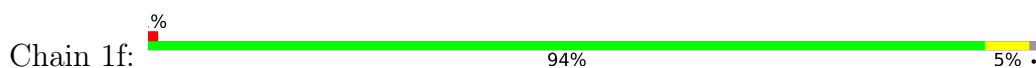
- Molecule 36: 30S ribosomal protein S5



- Molecule 36: 30S ribosomal protein S5



- Molecule 37: 30S ribosomal protein S6

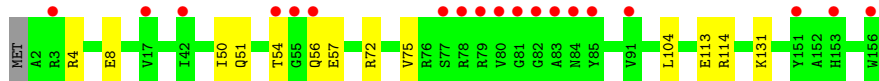
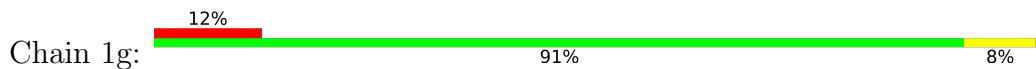


- Molecule 37: 30S ribosomal protein S6

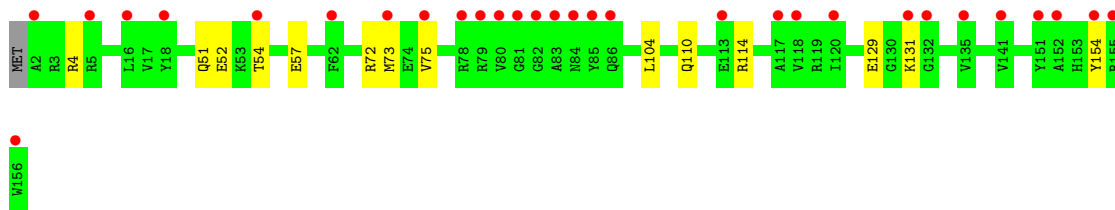
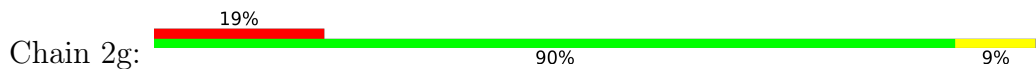




- Molecule 38: 30S ribosomal protein S7



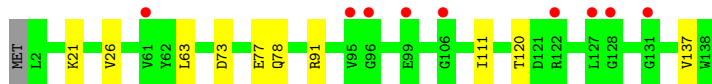
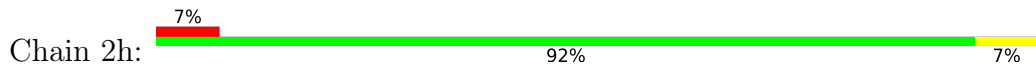
- Molecule 38: 30S ribosomal protein S7



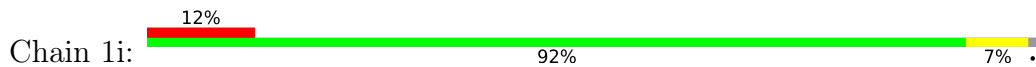
- Molecule 39: 30S ribosomal protein S8



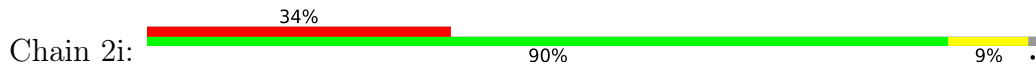
- Molecule 39: 30S ribosomal protein S8

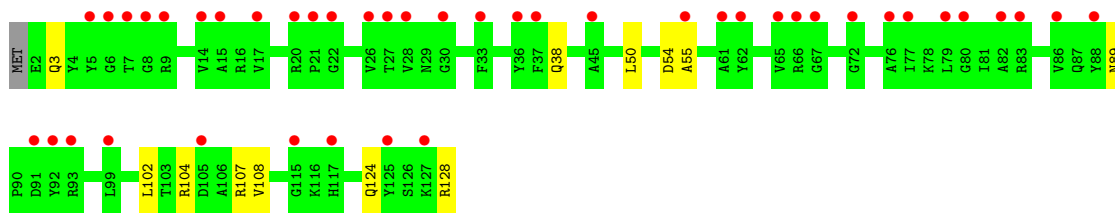


- Molecule 40: 30S ribosomal protein S9

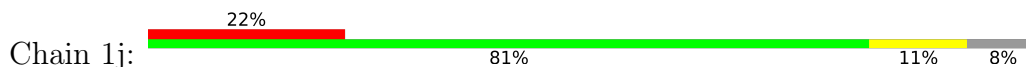


- Molecule 40: 30S ribosomal protein S9

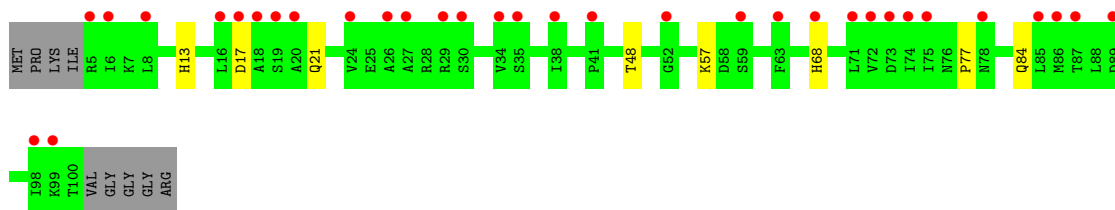
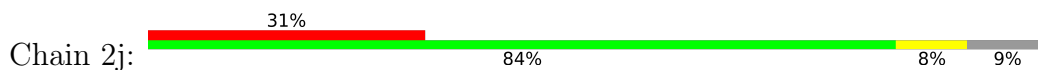




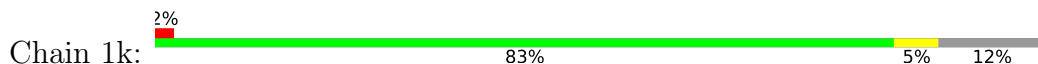
• Molecule 41: 30S ribosomal protein S10



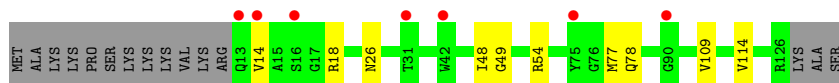
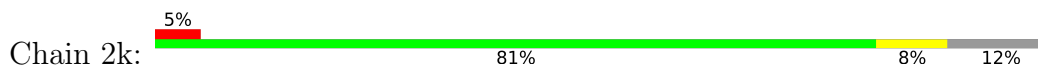
• Molecule 41: 30S ribosomal protein S10



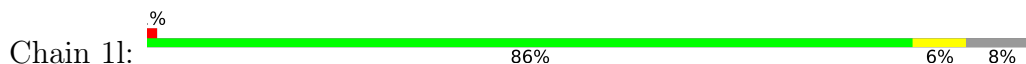
• Molecule 42: 30S ribosomal protein S11



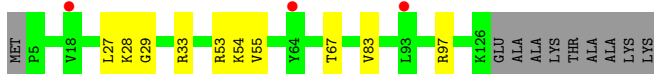
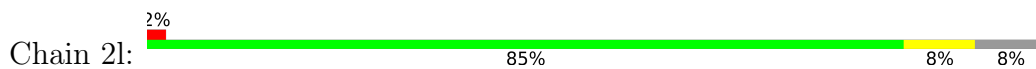
• Molecule 42: 30S ribosomal protein S11



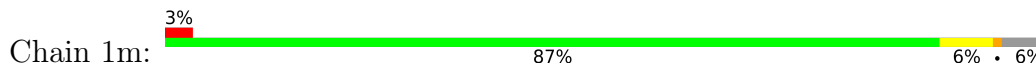
• Molecule 43: 30S ribosomal protein S12



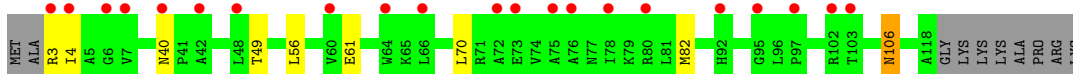
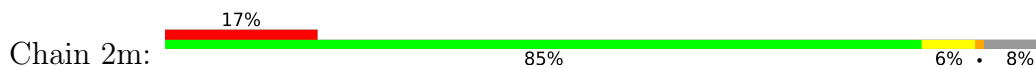
• Molecule 43: 30S ribosomal protein S12



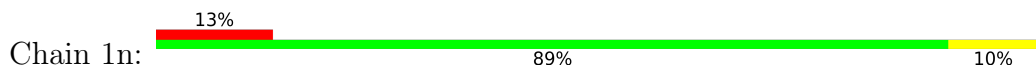
- Molecule 44: 30S ribosomal protein S13



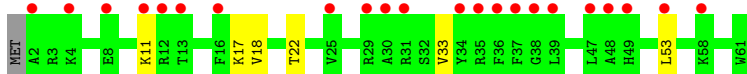
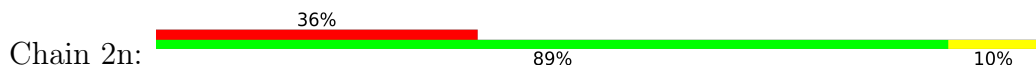
- Molecule 44: 30S ribosomal protein S13




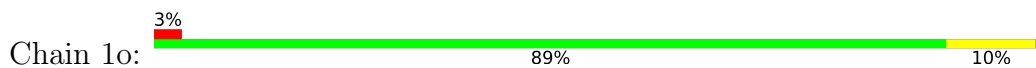
- Molecule 45: 30S ribosomal protein S14 type Z



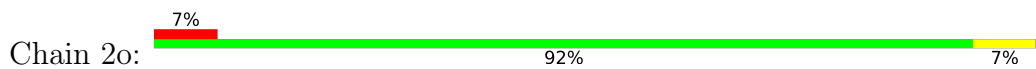
- Molecule 45: 30S ribosomal protein S14 type Z



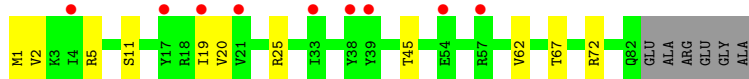
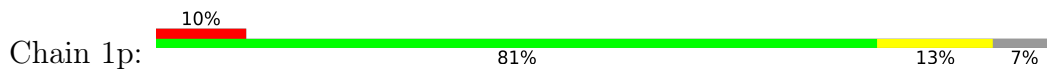
- Molecule 46: 30S ribosomal protein S15



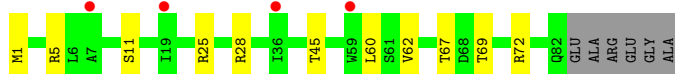
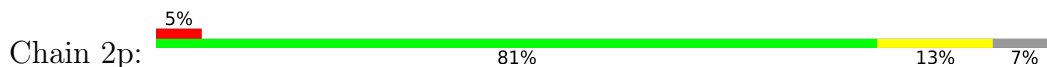
- Molecule 46: 30S ribosomal protein S15



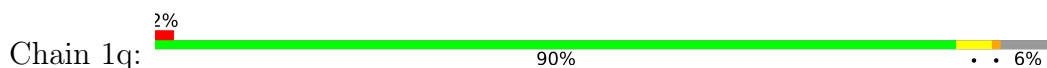
- Molecule 47: 30S ribosomal protein S16



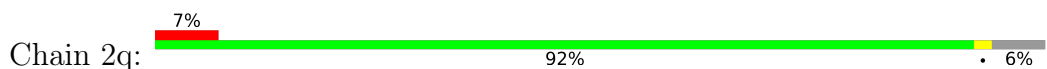
- Molecule 47: 30S ribosomal protein S16



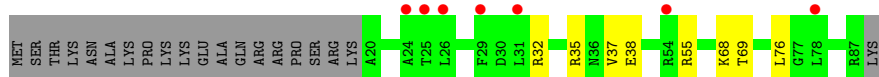
- Molecule 48: 30S ribosomal protein S17



- Molecule 48: 30S ribosomal protein S17



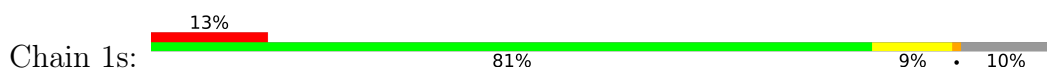
- Molecule 49: 30S ribosomal protein S18

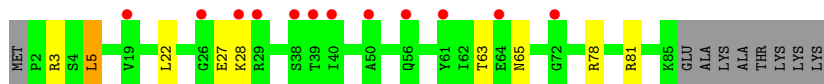


- Molecule 49: 30S ribosomal protein S18

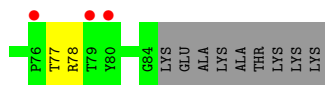
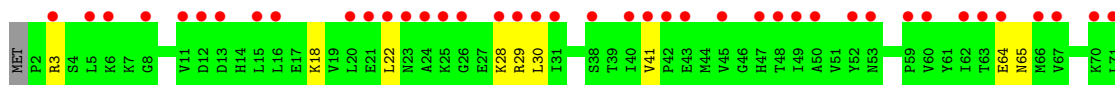
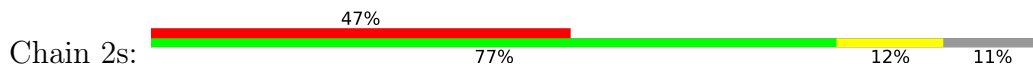


- Molecule 50: 30S ribosomal protein S19

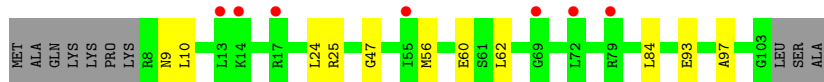
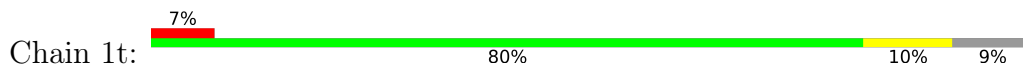




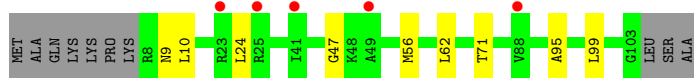
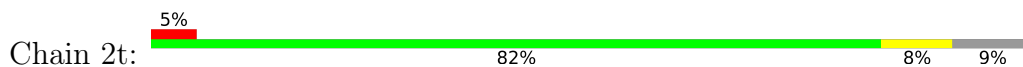
• Molecule 50: 30S ribosomal protein S19



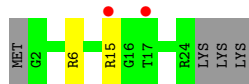
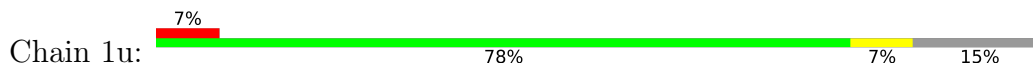
• Molecule 51: 30S ribosomal protein S20



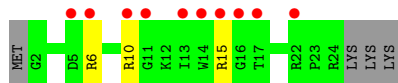
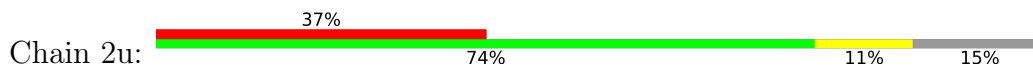
• Molecule 51: 30S ribosomal protein S20



• Molecule 52: 30S ribosomal protein Thx



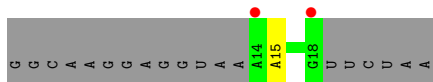
• Molecule 52: 30S ribosomal protein Thx



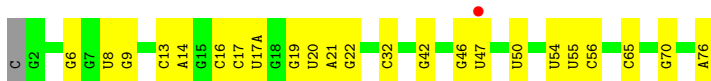
• Molecule 53: mRNA



- Molecule 53: mRNA



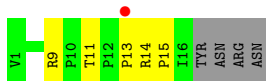
- Molecule 54: P-site tRNA



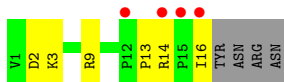
- Molecule 54: P-site tRNA



- Molecule 55: Pyrrhocoricin



- Molecule 55: Pyrrhocoricin



4 Data and refinement statistics

Property	Value	Source
Space group	P 21 21 21	Depositor
Cell constants a, b, c, α , β , γ	210.01Å 450.12Å 622.84Å 90.00° 90.00° 90.00°	Depositor
Resolution (Å)	49.69 – 2.70 49.69 – 2.70	Depositor EDS
% Data completeness (in resolution range)	99.4 (49.69-2.70) 99.3 (49.69-2.70)	Depositor EDS
R_{merge}	0.16	Depositor
R_{sym}	(Not available)	Depositor
$\langle I/\sigma(I) \rangle$ ¹	1.14 (at 2.69Å)	Xtrriage
Refinement program	PHENIX	Depositor
R, R_{free}	0.220 , 0.272 0.220 , 0.272	Depositor DCC
R_{free} test set	79488 reflections (5.02%)	wwPDB-VP
Wilson B-factor (Å ²)	54.9	Xtrriage
Anisotropy	0.097	Xtrriage
Bulk solvent k_{sol} (e/Å ³), B_{sol} (Å ²)	0.27 , 59.1	EDS
L-test for twinning ²	$\langle L \rangle = 0.40$, $\langle L^2 \rangle = 0.23$	Xtrriage
Estimated twinning fraction	No twinning to report.	Xtrriage
F_o, F_c correlation	0.92	EDS
Total number of atoms	288775	wwPDB-VP
Average B, all atoms (Å ²)	57.0	wwPDB-VP

Xtrriage's analysis on translational NCS is as follows: *The largest off-origin peak in the Patterson function is 1.72% of the height of the origin peak. No significant pseudotranslation is detected.*

¹Intensities estimated from amplitudes.

²Theoretical values of $\langle |L| \rangle$, $\langle L^2 \rangle$ for acentric reflections are 0.5, 0.333 respectively for untwinned datasets, and 0.375, 0.2 for perfectly twinned datasets.

5 Model quality i

5.1 Standard geometry i

Bond lengths and bond angles in the following residue types are not validated in this section: SF4, MG, 5MU, 5MC, 4SU, PSU, ZN

The Z score for a bond length (or angle) is the number of standard deviations the observed value is removed from the expected value. A bond length (or angle) with $|Z| > 5$ is considered an outlier worth inspection. RMSZ is the root-mean-square of all Z scores of the bond lengths (or angles).

Mol	Chain	Bond lengths		Bond angles	
		RMSZ	# Z >5	RMSZ	# Z >5
1	1A	0.58	4/66249 (0.0%)	0.97	80/103407 (0.1%)
1	2A	0.46	1/67298 (0.0%)	0.94	45/105044 (0.0%)
2	1B	0.45	0/2877	0.85	0/4488
2	2B	0.52	0/2878	0.96	1/4490 (0.0%)
3	1D	0.39	0/2186	0.56	0/2944
3	2D	0.35	0/2192	0.56	0/2951
4	1E	0.40	0/1592	0.57	0/2149
4	2E	0.35	0/1592	0.56	0/2149
5	1F	0.39	0/1619	0.56	0/2193
5	2F	0.34	0/1615	0.56	0/2188
6	1G	0.31	0/1450	0.54	0/1959
6	2G	0.33	0/1449	0.57	0/1958
7	1H	0.34	0/1356	0.53	0/1834
7	2H	0.32	0/1356	0.53	0/1834
8	1I	0.31	0/1100	0.57	0/1501
8	2I	0.30	0/1076	0.55	0/1471
9	1N	0.38	0/1144	0.55	0/1543
9	2N	0.34	0/1144	0.53	0/1543
10	1O	0.42	0/943	0.56	0/1269
10	2O	0.35	0/943	0.58	1/1269 (0.1%)
11	1P	0.37	0/1156	0.59	1/1537 (0.1%)
11	2P	0.36	0/1152	0.60	0/1533
12	1Q	0.38	0/1143	0.53	0/1527
12	2Q	0.36	0/1143	0.58	0/1527
13	1R	0.40	0/982	0.63	0/1312
13	2R	0.33	0/982	0.56	0/1312
14	1S	0.38	0/887	0.55	0/1180
14	2S	0.32	0/880	0.56	0/1172
15	1T	0.37	0/1105	0.56	0/1477
15	2T	0.32	0/1097	0.54	0/1468
16	1U	0.43	0/977	0.54	0/1301
16	2U	0.38	0/977	0.55	1/1301 (0.1%)

Mol	Chain	Bond lengths		Bond angles	
		RMSZ	# Z >5	RMSZ	# Z >5
17	1V	0.39	0/782	0.56	0/1049
17	2V	0.37	0/782	0.56	0/1049
18	1W	0.43	0/897	0.57	0/1205
18	2W	0.38	0/897	0.58	0/1205
19	1X	0.38	0/764	0.54	0/1025
19	2X	0.36	0/764	0.57	1/1025 (0.1%)
20	1Y	0.38	0/819	0.58	0/1095
20	2Y	0.34	0/819	0.55	0/1095
21	1Z	0.32	0/1502	0.51	0/2041
21	2Z	0.33	0/1486	0.51	0/2022
22	10	0.40	0/606	0.58	0/808
22	20	0.35	0/606	0.54	0/808
23	11	0.36	0/762	0.54	0/1014
23	21	0.34	0/762	0.51	0/1014
24	12	0.35	0/590	0.51	0/781
24	22	0.33	0/590	0.47	0/781
25	13	0.37	0/474	0.55	0/635
25	23	0.32	0/469	0.54	0/630
26	14	0.34	0/571	0.66	0/768
26	24	0.35	0/545	0.64	0/737
27	15	0.41	0/469	0.59	0/635
27	25	0.37	0/469	0.54	0/635
28	16	0.38	0/460	0.54	0/613
28	26	0.34	0/456	0.51	0/608
29	17	0.43	0/426	0.54	0/561
29	27	0.37	0/426	0.51	0/561
30	18	0.39	0/525	0.58	0/691
30	28	0.36	0/525	0.55	0/691
31	19	0.43	0/310	0.53	0/407
31	29	0.33	0/310	0.56	0/407
32	1a	0.39	0/35537	0.89	20/55456 (0.0%)
32	2a	0.37	0/35680	0.88	18/55681 (0.0%)
33	1b	0.31	0/1820	0.55	0/2468
33	2b	2.72	8/1728 (0.5%)	0.71	3/2352 (0.1%)
34	1c	0.28	0/1504	0.49	0/2047
34	2c	0.31	0/1435	0.54	1/1960 (0.1%)
35	1d	0.30	0/1648	0.56	1/2222 (0.0%)
35	2d	0.30	0/1659	0.56	0/2230
36	1e	0.31	0/1145	0.53	0/1543
36	2e	0.30	0/1111	0.57	0/1504
37	1f	0.30	0/819	0.49	0/1111
37	2f	0.31	0/830	0.51	0/1125
38	1g	0.28	0/1198	0.47	0/1613

Mol	Chain	Bond lengths		Bond angles	
		RMSZ	# Z >5	RMSZ	# Z >5
38	2g	0.28	0/1185	0.46	0/1602
39	1h	0.30	0/1108	0.53	0/1494
39	2h	0.29	0/1094	0.52	0/1478
40	1i	0.30	0/995	0.55	0/1339
40	2i	0.30	0/949	0.55	0/1284
41	1j	0.30	0/695	0.56	0/950
41	2j	0.31	0/690	0.56	0/943
42	1k	0.30	0/840	0.53	0/1138
42	2k	0.28	0/844	0.50	0/1145
43	1l	0.32	0/936	0.52	0/1263
43	2l	0.33	0/934	0.59	1/1262 (0.1%)
44	1m	0.29	0/933	0.55	0/1254
44	2m	0.30	0/913	0.53	0/1230
45	1n	0.32	0/491	0.56	0/653
45	2n	0.35	0/467	0.50	0/624
46	1o	0.31	0/726	0.56	1/970 (0.1%)
46	2o	0.31	0/739	0.52	0/985
47	1p	0.26	0/686	0.52	0/926
47	2p	0.30	0/693	0.53	0/935
48	1q	0.32	0/824	0.55	0/1105
48	2q	0.30	0/836	0.48	0/1117
49	1r	0.31	0/560	0.58	0/746
49	2r	0.29	0/560	0.53	0/746
50	1s	0.29	0/657	0.58	1/890 (0.1%)
50	2s	0.32	0/661	0.61	0/893
51	1t	0.30	0/714	0.60	0/948
51	2t	0.29	0/733	0.51	0/969
52	1u	0.26	0/191	0.45	0/252
52	2u	0.33	0/203	0.52	0/266
53	1v	0.66	0/122	1.28	0/188
53	2v	0.48	0/122	0.92	0/188
54	1x	0.53	1/1725 (0.1%)	1.10	16/2689 (0.6%)
54	2x	0.50	0/1725	1.09	11/2689 (0.4%)
55	1z	0.43	0/131	0.67	0/180
55	2z	0.46	0/131	0.67	0/180
All	All	0.49	14/306330 (0.0%)	0.85	203/458260 (0.0%)

Chiral center outliers are detected by calculating the chiral volume of a chiral center and verifying if the center is modelled as a planar moiety or with the opposite hand. A planarity outlier is detected by checking planarity of atoms in a peptide group, atoms in a mainchain group or atoms of a sidechain that are expected to be planar.

Mol	Chain	#Chirality outliers	#Planarity outliers
5	2F	0	1
35	1d	0	1
All	All	0	2

All (14) bond length outliers are listed below:

Mol	Chain	Res	Type	Atoms	Z	Observed(Å)	Ideal(Å)
33	2b	92	TYR	CD1-CE1	58.51	2.27	1.39
33	2b	92	TYR	CD2-CE2	54.48	2.21	1.39
33	2b	92	TYR	CE1-CZ	41.36	1.92	1.38
33	2b	92	TYR	CE2-CZ	41.27	1.92	1.38
33	2b	92	TYR	CG-CD1	33.70	1.82	1.39
33	2b	92	TYR	CG-CD2	32.49	1.81	1.39
33	2b	151	GLY	N-CA	22.66	1.80	1.46
33	2b	150	SER	C-N	10.36	1.51	1.33
1	1A	552	A	N9-C4	-6.54	1.33	1.37
1	1A	1187	A	N9-C4	-6.41	1.34	1.37
1	1A	1066	A	N9-C4	-5.90	1.34	1.37
54	1x	22	G	N7-C5	5.61	1.42	1.39
1	2A	1187	A	N9-C4	-5.47	1.34	1.37
1	1A	353	A	N9-C4	-5.26	1.34	1.37

All (203) bond angle outliers are listed below:

Mol	Chain	Res	Type	Atoms	Z	Observed(°)	Ideal(°)
33	2b	150	SER	C-N-CA	16.36	156.66	122.30
54	1x	46	G	C6-N1-C2	-10.69	118.69	125.10
1	1A	552	A	C2-N3-C4	-9.99	105.61	110.60
54	2x	46	G	C6-N1-C2	-9.61	119.33	125.10
33	2b	151	GLY	N-CA-C	9.25	136.23	113.10
54	2x	14	A	C4-C5-C6	8.71	121.36	117.00
54	1x	14	A	C5-N7-C8	8.42	108.11	103.90
1	1A	1066	A	C2-N3-C4	-8.31	106.45	110.60
1	1A	1806	G	O5'-P-OP2	-8.21	98.31	105.70
1	1A	589	A	O5'-P-OP1	-8.20	98.32	105.70
1	1A	11	U	C2-N1-C1'	8.06	127.37	117.70
54	1x	14	A	C4-C5-C6	8.00	121.00	117.00
54	1x	22	G	C5-N7-C8	-7.94	100.33	104.30
32	2a	738	C	C2-N1-C1'	7.78	127.36	118.80
1	1A	989	A	N1-C6-N6	7.76	123.26	118.60
1	1A	1187	A	C2-N3-C4	-7.75	106.72	110.60
1	1A	353	A	C2-N3-C4	-7.70	106.75	110.60
1	1A	847	G	O5'-P-OP2	-7.62	98.84	105.70

Continued on next page...

Continued from previous page...

Mol	Chain	Res	Type	Atoms	Z	Observed(°)	Ideal(°)
1	2A	2484	U	N3-C2-O2	-7.41	117.02	122.20
1	1A	536	G	O4'-C1'-N9	7.39	114.11	108.20
54	2x	22	G	C5-N7-C8	-7.36	100.62	104.30
1	1A	2083	A	O4'-C1'-N9	7.27	114.01	108.20
1	2A	2484	U	C2-N1-C1'	7.13	126.26	117.70
1	2A	2484	U	N1-C2-O2	7.13	127.79	122.80
32	1a	87	C	C2-N3-C4	7.08	123.44	119.90
54	1x	46	G	C5-C6-N1	7.06	115.03	111.50
1	1A	1066	A	C5-N7-C8	-6.98	100.41	103.90
32	1a	87	C	N1-C2-O2	6.95	123.07	118.90
1	1A	2452	C	O5'-P-OP2	-6.93	99.46	105.70
1	1A	138	A	N7-C8-N9	6.92	117.26	113.80
54	2x	46	G	C5-C6-N1	6.91	114.95	111.50
1	1A	1417	U	N3-C4-O4	6.88	124.22	119.40
1	1A	1659	A	O5'-P-OP1	-6.88	99.51	105.70
1	1A	989	A	C2-N3-C4	-6.86	107.17	110.60
1	1A	552	A	N3-C4-N9	-6.68	122.06	127.40
1	1A	552	A	N3-C4-C5	6.67	131.47	126.80
32	1a	825	U	C5-C6-N1	6.65	126.03	122.70
1	1A	1417	U	C5-C4-O4	-6.62	121.93	125.90
1	2A	2260	U	N3-C4-O4	-6.62	114.77	119.40
1	1A	1220	G	OP1-P-O3'	6.61	119.74	105.20
1	1A	1067	G	N3-C4-N9	-6.55	122.07	126.00
1	1A	138	A	C5-N7-C8	-6.52	100.64	103.90
1	2A	536	G	O4'-C1'-N9	6.50	113.40	108.20
32	1a	1048	U	P-O3'-C3'	6.50	127.49	119.70
1	1A	977	A	C5-N7-C8	-6.49	100.65	103.90
1	2A	1302	C	C6-N1-C2	-6.49	117.70	120.30
1	2A	552	A	C2-N3-C4	-6.48	107.36	110.60
1	1A	989	A	C5-N7-C8	-6.48	100.66	103.90
1	2A	596	C	O5'-P-OP1	-6.47	99.88	105.70
1	1A	1248	A	O4'-C1'-N9	6.45	113.36	108.20
1	1A	1066	A	N7-C8-N9	6.40	117.00	113.80
1	1A	2514	A	C8-N9-C4	6.40	108.36	105.80
54	2x	14	A	C5-N7-C8	6.39	107.10	103.90
43	2l	29	GLY	N-CA-C	-6.38	97.14	113.10
1	1A	2083	A	C2-N3-C4	-6.36	107.42	110.60
1	2A	1358	U	C2-N1-C1'	6.36	125.33	117.70
1	1A	989	A	C4-C5-N7	6.33	113.86	110.70
1	1A	2013	G	P-O3'-C3'	6.31	127.27	119.70
1	1A	2857	G	O4'-C1'-N9	6.28	113.22	108.20
54	1x	22	G	C4-C5-C6	-6.23	115.06	118.80

Continued on next page...

Continued from previous page...

Mol	Chain	Res	Type	Atoms	Z	Observed(°)	Ideal(°)
54	1x	22	G	N3-C4-N9	-6.20	122.28	126.00
1	1A	214	G	O4'-C1'-N9	6.17	113.13	108.20
34	2c	178	LEU	CA-CB-CG	6.16	129.46	115.30
1	1A	1066	A	N1-C2-N3	6.11	132.35	129.30
1	1A	409	U	C2-N1-C1'	-6.11	110.37	117.70
1	1A	551	C	N3-C2-O2	-6.08	117.64	121.90
32	2a	982	G	C4-N9-C1'	6.08	134.41	126.50
1	2A	1693	G	O4'-C1'-N9	-6.07	103.35	108.20
2	2B	30	C	C6-N1-C2	-6.04	117.88	120.30
32	1a	77	G	C5-C6-O6	5.99	132.19	128.60
1	1A	30	C	O5'-P-OP1	-5.97	100.32	105.70
1	1A	1812	C	OP1-P-O3'	5.97	118.34	105.20
1	1A	1358	U	C2-N1-C1'	5.96	124.85	117.70
19	2X	57	LEU	CA-CB-CG	5.90	128.88	115.30
54	2x	14	A	C5-C6-N1	-5.90	114.75	117.70
32	1a	77	G	N1-C6-O6	-5.89	116.36	119.90
1	1A	839	A	O5'-P-OP2	-5.88	100.41	105.70
1	1A	2514	A	N9-C4-C5	-5.87	103.45	105.80
33	2b	187	LEU	CA-CB-CG	5.84	128.74	115.30
1	1A	138	A	O4'-C1'-N9	5.84	112.87	108.20
1	1A	610	U	O5'-P-OP2	-5.84	100.45	105.70
32	1a	1349	C	C2-N3-C4	5.84	122.82	119.90
32	2a	982	G	N3-C4-C5	-5.82	125.69	128.60
54	1x	22	G	C8-N9-C1'	5.81	134.56	127.00
1	2A	552	A	N3-C4-C5	5.80	130.86	126.80
32	2a	738	C	N1-C2-O2	5.77	122.36	118.90
1	2A	193	G	O5'-P-OP2	-5.77	100.51	105.70
1	2A	829	A	C2-N3-C4	5.77	113.48	110.60
32	2a	1141	C	C2-N1-C1'	5.76	125.14	118.80
10	2O	8	LEU	CA-CB-CG	5.76	128.54	115.30
32	2a	74	G	C5-C6-O6	5.74	132.05	128.60
1	2A	1359	C	C2-N1-C1'	5.74	125.11	118.80
1	2A	1806	G	O5'-P-OP2	-5.74	100.53	105.70
1	2A	1187	A	C2-N3-C4	-5.73	107.74	110.60
1	2A	714	G	N3-C4-C5	5.68	131.44	128.60
32	2a	738	C	C6-N1-C1'	-5.68	113.99	120.80
1	2A	794	G	C4-N9-C1'	-5.68	119.12	126.50
54	1x	22	G	N1-C6-O6	-5.66	116.50	119.90
32	2a	66	U	P-O3'-C3'	5.65	126.48	119.70
32	1a	262	G	P-O3'-C3'	5.63	126.45	119.70
1	2A	88	U	N1-C2-O2	5.62	126.73	122.80
1	2A	2013	G	P-O3'-C3'	5.62	126.44	119.70

Continued on next page...

Continued from previous page...

Mol	Chain	Res	Type	Atoms	Z	Observed(°)	Ideal(°)
1	1A	138	A	C8-N9-C4	-5.61	103.56	105.80
1	1A	905	G	N3-C4-C5	5.61	131.40	128.60
1	1A	2083	A	N1-C2-N3	5.60	132.10	129.30
54	1x	22	G	N7-C8-N9	5.60	115.90	113.10
32	1a	150	C	N1-C2-O2	5.60	122.26	118.90
54	1x	14	A	C5-C6-N1	-5.60	114.90	117.70
32	2a	986	C	C2-N3-C4	5.57	122.69	119.90
32	1a	1480	A	N1-C2-N3	5.56	132.08	129.30
1	2A	1248	A	N1-C6-N6	5.55	121.93	118.60
1	2A	2260	U	N3-C4-C5	5.55	117.93	114.60
1	1A	1044	U	O5'-P-OP2	-5.55	100.71	105.70
1	1A	551	C	C5-C4-N4	5.54	124.08	120.20
1	1A	2830	A	N1-C6-N6	5.53	121.92	118.60
1	1A	1693	G	O4'-C1'-N9	-5.52	103.78	108.20
32	2a	982	G	C8-N9-C4	-5.51	104.20	106.40
1	2A	409	U	O4'-C1'-N1	5.49	112.59	108.20
1	1A	2514	A	N1-C2-N3	-5.49	126.55	129.30
32	2a	1141	C	C6-N1-C2	-5.47	118.11	120.30
1	2A	1092	G	C4-N9-C1'	5.46	133.60	126.50
1	2A	33	C	N1-C2-O2	5.45	122.17	118.90
54	1x	14	A	C8-N9-C1'	-5.44	117.90	127.70
32	2a	109	G	P-O3'-C3'	5.44	126.22	119.70
32	1a	986	C	N1-C2-O2	5.42	122.15	118.90
1	1A	1187	A	N3-C4-C5	5.41	130.59	126.80
50	1s	5	LEU	CA-CB-CG	5.39	127.70	115.30
1	2A	989	A	O4'-C1'-N9	5.38	112.51	108.20
35	1d	10	ARG	N-CA-C	-5.37	96.51	111.00
1	2A	2700	U	P-O3'-C3'	5.36	126.13	119.70
54	2x	22	G	C4-C5-C6	-5.36	115.59	118.80
16	2U	74	LEU	CA-CB-CG	5.35	127.60	115.30
32	1a	999	U	C2-N1-C1'	5.34	124.11	117.70
54	2x	46	G	N3-C2-N2	-5.34	116.16	119.90
32	2a	982	G	N7-C8-N9	5.33	115.77	113.10
1	2A	838	G	N3-C4-N9	5.32	129.19	126.00
1	1A	2346	A	O4'-C1'-N9	5.31	112.45	108.20
1	1A	989	A	C6-C5-N7	-5.31	128.59	132.30
11	1P	99	LEU	CA-CB-CG	5.30	127.50	115.30
32	1a	1001	G	N3-C4-N9	5.30	129.18	126.00
32	2a	1349	C	N1-C2-O2	5.30	122.08	118.90
1	1A	1662	C	N1-C2-O2	-5.30	115.72	118.90
1	2A	1248	A	O4'-C1'-N9	5.30	112.44	108.20
1	2A	1440	A	O4'-C1'-N9	5.29	112.43	108.20

Continued on next page...

Continued from previous page...

Mol	Chain	Res	Type	Atoms	Z	Observed(°)	Ideal(°)
1	1A	2209	C	N1-C2-O2	5.27	122.06	118.90
54	1x	46	G	N3-C2-N2	-5.26	116.22	119.90
1	2A	1690	C	N1-C2-O2	5.26	122.06	118.90
1	2A	1425	G	O5'-P-OP2	-5.25	100.97	105.70
32	1a	1120	C	C6-N1-C2	-5.25	118.20	120.30
1	1A	977	A	N7-C8-N9	5.24	116.42	113.80
32	2a	1349	C	C2-N3-C4	5.24	122.52	119.90
32	2a	78	G	C5-C6-O6	5.22	131.73	128.60
1	2A	2260	U	C6-N1-C2	5.21	124.13	121.00
1	1A	977	A	O4'-C1'-N9	5.20	112.36	108.20
54	1x	14	A	C4-N9-C1'	5.20	135.65	126.30
1	1A	1461	G	O4'-C1'-N9	5.20	112.36	108.20
1	2A	1920	G	N3-C4-N9	5.20	129.12	126.00
1	1A	353	A	N1-C2-N3	5.19	131.90	129.30
1	1A	1744	A	N1-C6-N6	5.19	121.71	118.60
1	1A	1397	U	O5'-P-OP1	-5.18	101.03	105.70
1	1A	1744	A	C2-N3-C4	-5.18	108.01	110.60
1	1A	2249	G	N3-C4-N9	5.18	129.11	126.00
1	1A	1604	A	C2-N3-C4	-5.18	108.01	110.60
54	2x	46	G	C5-C6-O6	-5.17	125.50	128.60
1	2A	202	G	O4'-C1'-N9	5.17	112.34	108.20
46	1o	23	GLY	N-CA-C	5.17	126.03	113.10
1	2A	88	U	N3-C2-O2	-5.17	118.58	122.20
1	1A	398	G	O4'-C1'-N9	5.17	112.33	108.20
1	2A	1066	A	C2-N3-C4	-5.17	108.02	110.60
1	1A	891	G	O4'-C1'-N9	5.16	112.32	108.20
32	1a	1066	U	N1-C2-O2	-5.15	119.19	122.80
1	1A	11	U	C6-N1-C1'	-5.14	114.01	121.20
1	2A	2013	G	C8-N9-C4	-5.13	104.35	106.40
54	1x	46	G	N9-C4-C5	5.12	107.45	105.40
54	2x	22	G	N7-C8-N9	5.12	115.66	113.10
1	2A	552	A	N3-C4-N9	-5.12	123.31	127.40
1	2A	1114	A	P-O3'-C3'	5.12	125.84	119.70
1	1A	2298	A	C2-N3-C4	-5.11	108.05	110.60
1	1A	820	A	C8-N9-C4	-5.10	103.76	105.80
1	1A	2013	G	O4'-C1'-N9	-5.09	104.13	108.20
1	2A	1297	G	C8-N9-C4	5.09	108.44	106.40
32	2a	1048	U	P-O3'-C3'	5.09	125.80	119.70
1	2A	1187	A	N3-C4-C5	5.08	130.36	126.80
1	2A	714	G	N3-C4-N9	-5.08	122.95	126.00
1	2A	838	G	N3-C4-C5	-5.08	126.06	128.60
32	2a	1183	A	P-O3'-C3'	5.07	125.79	119.70

Continued on next page...

Continued from previous page...

Mol	Chain	Res	Type	Atoms	Z	Observed(°)	Ideal(°)
1	2A	2723	U	O4'-C1'-N1	5.07	112.26	108.20
1	1A	2596	U	OP1-P-O3'	5.07	116.34	105.20
54	2x	14	A	C4-N9-C1'	5.06	135.41	126.30
32	1a	671	A	P-O3'-C3'	5.06	125.77	119.70
54	1x	14	A	C4-C5-N7	-5.05	108.18	110.70
1	1A	1176	G	O4'-C1'-N9	5.04	112.24	108.20
1	1A	2514	A	C5-C6-N6	-5.04	119.67	123.70
32	1a	1048	U	OP2-P-O3'	5.04	116.29	105.20
1	1A	2082	G	O5'-P-OP2	-5.03	101.17	105.70
1	1A	1066	A	C8-N9-C4	-5.03	103.79	105.80
1	1A	1744	A	C6-C5-N7	-5.02	128.79	132.30
32	1a	87	C	N3-C4-C5	-5.02	119.89	121.90
32	1a	823	U	P-O3'-C3'	5.01	125.72	119.70
1	1A	977	A	C4-C5-N7	5.01	113.21	110.70
1	1A	2701	C	O5'-P-OP1	-5.01	101.19	105.70
32	1a	1001	G	N3-C2-N2	5.01	123.41	119.90
1	1A	2700	U	N3-C2-O2	-5.00	118.70	122.20

There are no chirality outliers.

All (2) planarity outliers are listed below:

Mol	Chain	Res	Type	Group
35	1d	9	CYS	Peptide
5	2F	20	LEU	Peptide

5.2 Too-close contacts [i](#)

Due to software issues we are unable to calculate clashes - this section is therefore empty.

5.3 Torsion angles [i](#)

5.3.1 Protein backbone [i](#)

In the following table, the Percentiles column shows the percent Ramachandran outliers of the chain as a percentile score with respect to all X-ray entries followed by that with respect to entries of similar resolution.

The Analysed column shows the number of residues for which the backbone conformation was analysed, and the total number of residues.

Mol	Chain	Analysed	Favoured	Allowed	Outliers	Percentiles	
3	1D	273/276 (99%)	260 (95%)	13 (5%)	0	100	100
3	2D	273/276 (99%)	252 (92%)	19 (7%)	2 (1%)	22	46
4	1E	202/206 (98%)	196 (97%)	5 (2%)	1 (0%)	29	54
4	2E	202/206 (98%)	196 (97%)	5 (2%)	1 (0%)	29	54
5	1F	201/210 (96%)	192 (96%)	7 (4%)	2 (1%)	15	37
5	2F	201/210 (96%)	190 (94%)	10 (5%)	1 (0%)	29	54
6	1G	179/182 (98%)	164 (92%)	10 (6%)	5 (3%)	5	11
6	2G	179/182 (98%)	157 (88%)	18 (10%)	4 (2%)	6	17
7	1H	172/180 (96%)	159 (92%)	12 (7%)	1 (1%)	25	50
7	2H	172/180 (96%)	158 (92%)	12 (7%)	2 (1%)	13	32
8	1I	144/148 (97%)	124 (86%)	17 (12%)	3 (2%)	7	18
8	2I	144/148 (97%)	122 (85%)	20 (14%)	2 (1%)	11	28
9	1N	138/140 (99%)	138 (100%)	0	0	100	100
9	2N	138/140 (99%)	135 (98%)	2 (1%)	1 (1%)	22	46
10	1O	120/122 (98%)	116 (97%)	4 (3%)	0	100	100
10	2O	120/122 (98%)	116 (97%)	4 (3%)	0	100	100
11	1P	147/150 (98%)	137 (93%)	8 (5%)	2 (1%)	11	28
11	2P	147/150 (98%)	136 (92%)	9 (6%)	2 (1%)	11	28
12	1Q	139/141 (99%)	132 (95%)	6 (4%)	1 (1%)	22	46
12	2Q	139/141 (99%)	131 (94%)	8 (6%)	0	100	100
13	1R	116/118 (98%)	111 (96%)	5 (4%)	0	100	100
13	2R	116/118 (98%)	110 (95%)	6 (5%)	0	100	100
14	1S	108/112 (96%)	102 (94%)	5 (5%)	1 (1%)	17	40
14	2S	108/112 (96%)	99 (92%)	7 (6%)	2 (2%)	8	20
15	1T	129/146 (88%)	120 (93%)	8 (6%)	1 (1%)	19	43
15	2T	129/146 (88%)	123 (95%)	6 (5%)	0	100	100
16	1U	114/118 (97%)	113 (99%)	1 (1%)	0	100	100
16	2U	114/118 (97%)	113 (99%)	1 (1%)	0	100	100
17	1V	99/101 (98%)	95 (96%)	3 (3%)	1 (1%)	15	37
17	2V	99/101 (98%)	95 (96%)	3 (3%)	1 (1%)	15	37
18	1W	110/113 (97%)	110 (100%)	0	0	100	100
18	2W	110/113 (97%)	110 (100%)	0	0	100	100

Continued on next page...

Continued from previous page...

Mol	Chain	Analysed	Favoured	Allowed	Outliers	Percentiles	
19	1X	93/96 (97%)	89 (96%)	3 (3%)	1 (1%)	14	34
19	2X	93/96 (97%)	88 (95%)	3 (3%)	2 (2%)	6	17
20	1Y	105/110 (96%)	97 (92%)	6 (6%)	2 (2%)	8	20
20	2Y	105/110 (96%)	98 (93%)	6 (6%)	1 (1%)	15	37
21	1Z	184/206 (89%)	170 (92%)	14 (8%)	0	100	100
21	2Z	184/206 (89%)	168 (91%)	13 (7%)	3 (2%)	9	24
22	10	73/85 (86%)	70 (96%)	2 (3%)	1 (1%)	11	28
22	20	73/85 (86%)	69 (94%)	4 (6%)	0	100	100
23	11	95/98 (97%)	93 (98%)	1 (1%)	1 (1%)	14	34
23	21	95/98 (97%)	92 (97%)	2 (2%)	1 (1%)	14	34
24	12	68/72 (94%)	67 (98%)	1 (2%)	0	100	100
24	22	68/72 (94%)	65 (96%)	3 (4%)	0	100	100
25	13	57/60 (95%)	56 (98%)	1 (2%)	0	100	100
25	23	57/60 (95%)	56 (98%)	1 (2%)	0	100	100
26	14	67/71 (94%)	50 (75%)	10 (15%)	7 (10%)	0	0
26	24	67/71 (94%)	49 (73%)	12 (18%)	6 (9%)	1	1
27	15	57/60 (95%)	56 (98%)	1 (2%)	0	100	100
27	25	57/60 (95%)	55 (96%)	2 (4%)	0	100	100
28	16	51/54 (94%)	51 (100%)	0	0	100	100
28	26	51/54 (94%)	51 (100%)	0	0	100	100
29	17	46/49 (94%)	45 (98%)	1 (2%)	0	100	100
29	27	46/49 (94%)	45 (98%)	1 (2%)	0	100	100
30	18	62/65 (95%)	62 (100%)	0	0	100	100
30	28	62/65 (95%)	61 (98%)	1 (2%)	0	100	100
31	19	35/37 (95%)	35 (100%)	0	0	100	100
31	29	35/37 (95%)	35 (100%)	0	0	100	100
33	1b	229/256 (90%)	187 (82%)	33 (14%)	9 (4%)	3	6
33	2b	229/256 (90%)	191 (83%)	25 (11%)	13 (6%)	1	2
34	1c	204/239 (85%)	176 (86%)	27 (13%)	1 (0%)	29	54
34	2c	204/239 (85%)	176 (86%)	28 (14%)	0	100	100
35	1d	206/209 (99%)	185 (90%)	19 (9%)	2 (1%)	15	37

Continued on next page...

Continued from previous page...

Mol	Chain	Analysed	Favoured	Allowed	Outliers	Percentiles	
35	2d	206/209 (99%)	186 (90%)	18 (9%)	2 (1%)	15	37
36	1e	146/162 (90%)	129 (88%)	15 (10%)	2 (1%)	11	28
36	2e	146/162 (90%)	133 (91%)	11 (8%)	2 (1%)	11	28
37	1f	98/101 (97%)	91 (93%)	7 (7%)	0	100	100
37	2f	98/101 (97%)	91 (93%)	7 (7%)	0	100	100
38	1g	153/156 (98%)	138 (90%)	13 (8%)	2 (1%)	12	30
38	2g	153/156 (98%)	138 (90%)	13 (8%)	2 (1%)	12	30
39	1h	135/138 (98%)	129 (96%)	6 (4%)	0	100	100
39	2h	135/138 (98%)	130 (96%)	4 (3%)	1 (1%)	22	46
40	1i	125/128 (98%)	109 (87%)	16 (13%)	0	100	100
40	2i	125/128 (98%)	107 (86%)	16 (13%)	2 (2%)	9	24
41	1j	95/105 (90%)	81 (85%)	10 (10%)	4 (4%)	3	5
41	2j	94/105 (90%)	83 (88%)	10 (11%)	1 (1%)	14	34
42	1k	112/129 (87%)	102 (91%)	9 (8%)	1 (1%)	17	40
42	2k	112/129 (87%)	102 (91%)	9 (8%)	1 (1%)	17	40
43	1l	120/132 (91%)	114 (95%)	5 (4%)	1 (1%)	19	43
43	2l	120/132 (91%)	115 (96%)	5 (4%)	0	100	100
44	1m	116/126 (92%)	104 (90%)	11 (10%)	1 (1%)	17	40
44	2m	114/126 (90%)	100 (88%)	12 (10%)	2 (2%)	8	21
45	1n	58/61 (95%)	51 (88%)	6 (10%)	1 (2%)	9	23
45	2n	58/61 (95%)	51 (88%)	7 (12%)	0	100	100
46	1o	86/89 (97%)	79 (92%)	6 (7%)	1 (1%)	13	32
46	2o	86/89 (97%)	77 (90%)	7 (8%)	2 (2%)	6	16
47	1p	80/88 (91%)	73 (91%)	7 (9%)	0	100	100
47	2p	80/88 (91%)	73 (91%)	7 (9%)	0	100	100
48	1q	97/105 (92%)	87 (90%)	9 (9%)	1 (1%)	15	37
48	2q	97/105 (92%)	87 (90%)	10 (10%)	0	100	100
49	1r	66/88 (75%)	61 (92%)	5 (8%)	0	100	100
49	2r	66/88 (75%)	61 (92%)	5 (8%)	0	100	100
50	1s	82/93 (88%)	69 (84%)	13 (16%)	0	100	100
50	2s	81/93 (87%)	66 (82%)	13 (16%)	2 (2%)	5	14

Continued on next page...

Continued from previous page...

Mol	Chain	Analysed	Favoured	Allowed	Outliers	Percentiles	
51	1t	94/106 (89%)	82 (87%)	9 (10%)	3 (3%)	4	9
51	2t	94/106 (89%)	81 (86%)	10 (11%)	3 (3%)	4	9
52	1u	21/27 (78%)	18 (86%)	2 (10%)	1 (5%)	2	4
52	2u	21/27 (78%)	18 (86%)	2 (10%)	1 (5%)	2	4
55	1z	14/20 (70%)	9 (64%)	3 (21%)	2 (14%)	0	0
55	2z	14/20 (70%)	7 (50%)	4 (29%)	3 (21%)	0	0
All	All	11438/12168 (94%)	10532 (92%)	776 (7%)	130 (1%)	14	34

All (130) Ramachandran outliers are listed below:

Mol	Chain	Res	Type
5	1F	130	ALA
6	1G	126	ASP
7	1H	126	PRO
26	14	49	PHE
26	14	53	GLU
26	14	68	ARG
33	1b	17	PHE
33	1b	125	PRO
36	1e	98	THR
38	1g	4	ARG
41	1j	55	LYS
41	1j	56	HIS
42	1k	49	GLY
44	1m	4	ILE
45	1n	3	ARG
46	1o	19	PRO
48	1q	68	ARG
5	2F	130	ALA
6	2G	14	GLU
6	2G	47	LYS
7	2H	126	PRO
8	2I	10	GLU
21	2Z	127	LYS
21	2Z	128	VAL
21	2Z	135	GLU
26	24	45	GLY
26	24	49	PHE
26	24	62	ARG
33	2b	17	PHE

Continued on next page...

Continued from previous page...

Mol	Chain	Res	Type
33	2b	97	TRP
33	2b	125	PRO
33	2b	165	VAL
33	2b	230	VAL
35	2d	20	TYR
36	2e	37	ARG
40	2i	54	ASP
42	2k	49	GLY
46	2o	19	PRO
50	2s	30	LEU
5	1F	7	TYR
8	1I	106	GLY
12	1Q	58	PHE
17	1V	79	VAL
19	1X	94	GLY
22	10	13	GLY
26	14	45	GLY
26	14	50	VAL
33	1b	16	HIS
34	1c	107	GLN
35	1d	9	CYS
43	1l	29	GLY
51	1t	47	GLY
52	1u	6	ARG
7	2H	55	PRO
17	2V	79	VAL
19	2X	94	GLY
20	2Y	54	LYS
26	24	63	TYR
33	2b	93	VAL
33	2b	96	ARG
33	2b	121	LEU
36	2e	98	THR
41	2j	77	PRO
44	2m	106	ASN
51	2t	99	LEU
52	2u	6	ARG
55	2z	13	PRO
6	1G	47	LYS
6	1G	50	ALA
6	1G	51	ARG
8	1I	73	GLU

Continued on next page...

Continued from previous page...

Mol	Chain	Res	Type
20	1Y	53	PRO
23	11	3	LYS
33	1b	20	GLU
38	1g	54	THR
55	1z	13	PRO
55	1z	15	PRO
6	2G	50	ALA
6	2G	126	ASP
8	2I	40	THR
9	2N	2	LYS
11	2P	29	LYS
14	2S	57	LYS
38	2g	4	ARG
40	2i	55	ALA
44	2m	4	ILE
51	2t	47	GLY
55	2z	2	ASP
4	1E	52	LEU
11	1P	29	LYS
20	1Y	54	LYS
33	1b	37	ASN
33	1b	128	GLU
33	1b	231	GLU
4	2E	52	LEU
11	2P	45	LEU
14	2S	84	GLN
26	24	46	GLN
33	2b	124	SER
38	2g	54	THR
50	2s	29	ARG
55	2z	3	LYS
8	1I	107	VAL
26	14	47	GLN
33	1b	124	SER
33	1b	165	VAL
51	1t	10	LEU
51	1t	97	ALA
3	2D	3	VAL
19	2X	2	LYS
23	21	3	LYS
33	2b	20	GLU
35	2d	136	PRO

Continued on next page...

Continued from previous page...

Mol	Chain	Res	Type
46	2o	88	ARG
6	1G	124	SER
26	14	46	GLN
41	1j	32	ALA
51	2t	95	ALA
33	2b	38	GLY
14	1S	60	GLY
41	1j	77	PRO
33	2b	151	GLY
3	2D	125	ILE
26	24	50	VAL
39	2h	73	ASP
11	1P	122	PRO
35	1d	136	PRO
15	1T	37	GLY
36	1e	77	PRO
33	2b	202	PRO

5.3.2 Protein sidechains [i](#)

In the following table, the Percentiles column shows the percent sidechain outliers of the chain as a percentile score with respect to all X-ray entries followed by that with respect to entries of similar resolution.

The Analysed column shows the number of residues for which the sidechain conformation was analysed, and the total number of residues.

Mol	Chain	Analysed	Rotameric	Outliers	Percentiles	
3	1D	215/218 (99%)	194 (90%)	21 (10%)	8	18
3	2D	216/218 (99%)	193 (89%)	23 (11%)	6	15
4	1E	164/166 (99%)	148 (90%)	16 (10%)	8	18
4	2E	164/166 (99%)	151 (92%)	13 (8%)	12	28
5	1F	160/166 (96%)	142 (89%)	18 (11%)	6	13
5	2F	159/166 (96%)	145 (91%)	14 (9%)	10	23
6	1G	143/156 (92%)	127 (89%)	16 (11%)	6	13
6	2G	142/156 (91%)	120 (84%)	22 (16%)	2	7
7	1H	144/148 (97%)	132 (92%)	12 (8%)	11	25
7	2H	144/148 (97%)	133 (92%)	11 (8%)	13	30
8	1I	110/124 (89%)	95 (86%)	15 (14%)	3	8

Continued on next page...

Continued from previous page...

Mol	Chain	Analysed	Rotameric	Outliers	Percentiles	
8	2I	104/124 (84%)	93 (89%)	11 (11%)	6	15
9	1N	118/119 (99%)	104 (88%)	14 (12%)	5	12
9	2N	118/119 (99%)	107 (91%)	11 (9%)	9	21
10	1O	100/100 (100%)	94 (94%)	6 (6%)	19	42
10	2O	100/100 (100%)	93 (93%)	7 (7%)	15	35
11	1P	116/116 (100%)	103 (89%)	13 (11%)	6	13
11	2P	115/116 (99%)	103 (90%)	12 (10%)	7	16
12	1Q	111/111 (100%)	104 (94%)	7 (6%)	18	40
12	2Q	111/111 (100%)	104 (94%)	7 (6%)	18	40
13	1R	101/101 (100%)	88 (87%)	13 (13%)	4	10
13	2R	101/101 (100%)	91 (90%)	10 (10%)	8	18
14	1S	87/88 (99%)	80 (92%)	7 (8%)	12	27
14	2S	85/88 (97%)	72 (85%)	13 (15%)	2	7
15	1T	115/127 (91%)	107 (93%)	8 (7%)	15	35
15	2T	113/127 (89%)	105 (93%)	8 (7%)	14	34
16	1U	93/94 (99%)	85 (91%)	8 (9%)	10	24
16	2U	93/94 (99%)	84 (90%)	9 (10%)	8	19
17	1V	80/82 (98%)	69 (86%)	11 (14%)	3	8
17	2V	80/82 (98%)	70 (88%)	10 (12%)	4	10
18	1W	90/92 (98%)	83 (92%)	7 (8%)	12	29
18	2W	90/92 (98%)	85 (94%)	5 (6%)	21	45
19	1X	77/78 (99%)	75 (97%)	2 (3%)	46	75
19	2X	77/78 (99%)	75 (97%)	2 (3%)	46	75
20	1Y	85/91 (93%)	78 (92%)	7 (8%)	11	26
20	2Y	85/91 (93%)	76 (89%)	9 (11%)	6	15
21	1Z	159/179 (89%)	148 (93%)	11 (7%)	15	35
21	2Z	156/179 (87%)	143 (92%)	13 (8%)	11	25
22	10	60/67 (90%)	55 (92%)	5 (8%)	11	25
22	20	60/67 (90%)	57 (95%)	3 (5%)	24	51
23	11	80/83 (96%)	74 (92%)	6 (8%)	13	31
23	21	80/83 (96%)	75 (94%)	5 (6%)	18	40

Continued on next page...

Continued from previous page...

Mol	Chain	Analysed	Rotameric	Outliers	Percentiles	
24	12	65/67 (97%)	59 (91%)	6 (9%)	9	21
24	22	65/67 (97%)	58 (89%)	7 (11%)	6	15
25	13	51/52 (98%)	49 (96%)	2 (4%)	32	61
25	23	50/52 (96%)	47 (94%)	3 (6%)	19	42
26	14	60/63 (95%)	52 (87%)	8 (13%)	4	9
26	24	53/63 (84%)	45 (85%)	8 (15%)	3	7
27	15	50/52 (96%)	46 (92%)	4 (8%)	12	27
27	25	50/52 (96%)	46 (92%)	4 (8%)	12	27
28	16	51/52 (98%)	46 (90%)	5 (10%)	8	18
28	26	50/52 (96%)	45 (90%)	5 (10%)	7	18
29	17	41/42 (98%)	38 (93%)	3 (7%)	14	33
29	27	41/42 (98%)	39 (95%)	2 (5%)	25	52
30	18	54/55 (98%)	48 (89%)	6 (11%)	6	14
30	28	54/55 (98%)	50 (93%)	4 (7%)	13	32
31	19	34/34 (100%)	33 (97%)	1 (3%)	42	71
31	29	34/34 (100%)	32 (94%)	2 (6%)	19	43
33	1b	177/220 (80%)	149 (84%)	28 (16%)	2	6
33	2b	158/220 (72%)	140 (89%)	18 (11%)	5	13
34	1c	127/188 (68%)	120 (94%)	7 (6%)	21	46
34	2c	108/188 (57%)	92 (85%)	16 (15%)	3	7
35	1d	161/181 (89%)	141 (88%)	20 (12%)	4	11
35	2d	164/181 (91%)	140 (85%)	24 (15%)	3	7
36	1e	113/123 (92%)	99 (88%)	14 (12%)	4	11
36	2e	106/123 (86%)	91 (86%)	15 (14%)	3	8
37	1f	83/90 (92%)	78 (94%)	5 (6%)	19	42
37	2f	86/90 (96%)	80 (93%)	6 (7%)	15	35
38	1g	111/127 (87%)	100 (90%)	11 (10%)	8	18
38	2g	107/127 (84%)	95 (89%)	12 (11%)	6	13
39	1h	114/119 (96%)	105 (92%)	9 (8%)	12	28
39	2h	111/119 (93%)	102 (92%)	9 (8%)	11	27
40	1i	89/99 (90%)	80 (90%)	9 (10%)	7	17

Continued on next page...

Continued from previous page...

Mol	Chain	Analysed	Rotameric	Outliers	Percentiles	
40	2i	80/99 (81%)	70 (88%)	10 (12%)	4	10
41	1j	60/92 (65%)	52 (87%)	8 (13%)	4	9
41	2j	62/92 (67%)	55 (89%)	7 (11%)	6	13
42	1k	82/99 (83%)	76 (93%)	6 (7%)	14	33
42	2k	82/99 (83%)	73 (89%)	9 (11%)	6	14
43	1l	95/109 (87%)	88 (93%)	7 (7%)	13	32
43	2l	94/109 (86%)	85 (90%)	9 (10%)	8	19
44	1m	90/101 (89%)	81 (90%)	9 (10%)	7	18
44	2m	87/101 (86%)	79 (91%)	8 (9%)	9	21
45	1n	47/50 (94%)	42 (89%)	5 (11%)	6	15
45	2n	43/50 (86%)	37 (86%)	6 (14%)	3	8
46	1o	75/80 (94%)	68 (91%)	7 (9%)	9	21
46	2o	78/80 (98%)	74 (95%)	4 (5%)	24	50
47	1p	67/74 (90%)	56 (84%)	11 (16%)	2	6
47	2p	68/74 (92%)	57 (84%)	11 (16%)	2	6
48	1q	91/97 (94%)	86 (94%)	5 (6%)	21	46
48	2q	94/97 (97%)	92 (98%)	2 (2%)	53	80
49	1r	59/77 (77%)	51 (86%)	8 (14%)	3	8
49	2r	59/77 (77%)	49 (83%)	10 (17%)	2	5
50	1s	65/80 (81%)	56 (86%)	9 (14%)	3	8
50	2s	67/80 (84%)	58 (87%)	9 (13%)	4	9
51	1t	66/82 (80%)	58 (88%)	8 (12%)	5	11
51	2t	71/82 (87%)	65 (92%)	6 (8%)	10	24
52	1u	16/22 (73%)	15 (94%)	1 (6%)	18	40
52	2u	18/22 (82%)	16 (89%)	2 (11%)	6	14
55	1z	15/19 (79%)	12 (80%)	3 (20%)	1	3
55	2z	15/19 (79%)	12 (80%)	3 (20%)	1	3
All	All	9165/10104 (91%)	8268 (90%)	897 (10%)	8	18

All (897) residues with a non-rotameric sidechain are listed below:

Mol	Chain	Res	Type
3	1D	13	ARG

Continued on next page...

Continued from previous page...

Mol	Chain	Res	Type
3	1D	61	LEU
3	1D	69	ARG
3	1D	88	ARG
3	1D	94	LEU
3	1D	111	LEU
3	1D	115	GLN
3	1D	117	VAL
3	1D	138	VAL
3	1D	154	LYS
3	1D	155	LEU
3	1D	193	VAL
3	1D	211	ARG
3	1D	217	ARG
3	1D	221	VAL
3	1D	229	VAL
3	1D	242	ARG
3	1D	257	LEU
3	1D	260	ARG
3	1D	274	ARG
3	1D	275	LYS
4	1E	12	THR
4	1E	21	VAL
4	1E	34	VAL
4	1E	47	VAL
4	1E	73	GLU
4	1E	75	VAL
4	1E	97	LYS
4	1E	111	ARG
4	1E	113	PHE
4	1E	116	VAL
4	1E	119	ARG
4	1E	144	ARG
4	1E	154	LYS
4	1E	163	GLU
4	1E	175	VAL
4	1E	181	LEU
5	1F	12	LEU
5	1F	19	GLU
5	1F	20	LEU
5	1F	24	LEU
5	1F	33	LEU
5	1F	38	ARG

Continued on next page...

Continued from previous page...

Mol	Chain	Res	Type
5	1F	53	THR
5	1F	57	VAL
5	1F	74	ARG
5	1F	106	ARG
5	1F	110	LEU
5	1F	125	LEU
5	1F	132	VAL
5	1F	165	ARG
5	1F	170	LEU
5	1F	183	VAL
5	1F	191	ARG
5	1F	192	LEU
6	1G	3	LEU
6	1G	5	VAL
6	1G	7	LEU
6	1G	28	VAL
6	1G	35	GLU
6	1G	40	ASN
6	1G	45	GLU
6	1G	60	LEU
6	1G	82	LEU
6	1G	91	ARG
6	1G	139	LEU
6	1G	140	ILE
6	1G	143	GLU
6	1G	148	MET
6	1G	170	ARG
6	1G	175	LEU
7	1H	3	ARG
7	1H	13	LYS
7	1H	15	VAL
7	1H	33	LEU
7	1H	45	VAL
7	1H	59	ARG
7	1H	69	ARG
7	1H	84	SER
7	1H	88	LEU
7	1H	90	LYS
7	1H	122	THR
7	1H	129	THR
8	1I	5	LEU
8	1I	10	GLU

Continued on next page...

Continued from previous page...

Mol	Chain	Res	Type
8	1I	38	LEU
8	1I	43	ASN
8	1I	47	LEU
8	1I	54	GLN
8	1I	57	ARG
8	1I	61	ARG
8	1I	64	GLU
8	1I	66	GLU
8	1I	75	LEU
8	1I	101	LEU
8	1I	109	ILE
8	1I	140	LEU
8	1I	142	VAL
9	1N	8	GLN
9	1N	12	ARG
9	1N	14	VAL
9	1N	28	THR
9	1N	33	LEU
9	1N	34	LEU
9	1N	46	VAL
9	1N	61	ARG
9	1N	73	THR
9	1N	87	LEU
9	1N	99	LEU
9	1N	120	LEU
9	1N	131	GLN
9	1N	137	LYS
10	1O	8	LEU
10	1O	10	VAL
10	1O	18	LYS
10	1O	24	VAL
10	1O	94	ARG
10	1O	105	GLU
11	1P	3	LEU
11	1P	21	ARG
11	1P	55	ARG
11	1P	59	LEU
11	1P	70	GLN
11	1P	95	VAL
11	1P	98	GLU
11	1P	99	LEU
11	1P	106	LEU

Continued on next page...

Continued from previous page...

Mol	Chain	Res	Type
11	1P	112	LEU
11	1P	125	VAL
11	1P	136	GLU
11	1P	149	GLU
12	1Q	7	MET
12	1Q	8	LYS
12	1Q	35	VAL
12	1Q	45	GLN
12	1Q	60	ARG
12	1Q	75	THR
12	1Q	110	THR
13	1R	6	SER
13	1R	18	LEU
13	1R	28	LEU
13	1R	29	LEU
13	1R	33	ARG
13	1R	36	THR
13	1R	44	LEU
13	1R	60	LEU
13	1R	65	LEU
13	1R	67	LEU
13	1R	79	LEU
13	1R	100	LEU
13	1R	111	LEU
14	1S	3	ARG
14	1S	20	ARG
14	1S	36	TYR
14	1S	42	ASP
14	1S	59	LYS
14	1S	61	ASN
14	1S	110	LEU
15	1T	23	ARG
15	1T	28	VAL
15	1T	49	VAL
15	1T	85	LYS
15	1T	96	ARG
15	1T	107	ASP
15	1T	118	ARG
15	1T	128	GLU
16	1U	36	ARG
16	1U	52	ARG
16	1U	59	ARG

Continued on next page...

Continued from previous page...

Mol	Chain	Res	Type
16	1U	60	LEU
16	1U	74	LEU
16	1U	92	ARG
16	1U	104	GLN
16	1U	108	GLU
17	1V	18	LEU
17	1V	21	ARG
17	1V	28	GLU
17	1V	43	GLU
17	1V	46	VAL
17	1V	52	VAL
17	1V	62	LEU
17	1V	72	VAL
17	1V	79	VAL
17	1V	95	LEU
17	1V	100	ARG
18	1W	11	ARG
18	1W	15	ARG
18	1W	17	VAL
18	1W	19	LEU
18	1W	23	LEU
18	1W	83	LYS
18	1W	107	LEU
19	1X	35	THR
19	1X	57	LEU
20	1Y	2	ARG
20	1Y	9	LYS
20	1Y	23	ARG
20	1Y	43	ASN
20	1Y	72	VAL
20	1Y	85	VAL
20	1Y	107	ASP
21	1Z	18	LEU
21	1Z	31	ARG
21	1Z	86	VAL
21	1Z	107	THR
21	1Z	135	GLU
21	1Z	150	LEU
21	1Z	155	LEU
21	1Z	161	VAL
21	1Z	170	THR
21	1Z	183	LEU

Continued on next page...

Continued from previous page...

Mol	Chain	Res	Type
21	1Z	185	GLU
22	10	11	ARG
22	10	20	ARG
22	10	49	LYS
22	10	55	ARG
22	10	68	GLU
23	11	21	ARG
23	11	30	VAL
23	11	40	ARG
23	11	59	THR
23	11	78	LYS
23	11	95	LEU
24	12	19	VAL
24	12	28	LYS
24	12	32	LEU
24	12	49	LYS
24	12	53	LEU
24	12	70	GLN
25	13	8	LEU
25	13	54	VAL
26	14	14	ILE
26	14	34	GLU
26	14	49	PHE
26	14	55	ARG
26	14	56	VAL
26	14	60	GLN
26	14	62	ARG
26	14	63	TYR
27	15	6	VAL
27	15	16	ARG
27	15	29	THR
27	15	40	LYS
28	16	4	GLU
28	16	6	ARG
28	16	33	LYS
28	16	38	LYS
28	16	40	CYS
29	17	23	ARG
29	17	24	THR
29	17	43	THR
30	18	14	VAL
30	18	30	ARG

Continued on next page...

Continued from previous page...

Mol	Chain	Res	Type
30	18	31	HIS
30	18	32	LEU
30	18	34	TRP
30	18	46	ARG
31	19	26	ILE
33	1b	10	LEU
33	1b	17	PHE
33	1b	21	ARG
33	1b	23	ARG
33	1b	24	TRP
33	1b	44	LEU
33	1b	47	THR
33	1b	48	MET
33	1b	67	THR
33	1b	76	GLN
33	1b	78	GLN
33	1b	80	ILE
33	1b	86	GLU
33	1b	112	VAL
33	1b	116	GLU
33	1b	156	LYS
33	1b	169	LYS
33	1b	170	GLU
33	1b	175	ARG
33	1b	185	ILE
33	1b	187	LEU
33	1b	192	SER
33	1b	208	ILE
33	1b	209	ARG
33	1b	215	LEU
33	1b	217	ARG
33	1b	221	LEU
33	1b	226	ARG
34	1c	15	THR
34	1c	29	TYR
34	1c	45	LYS
34	1c	52	LEU
34	1c	59	ARG
34	1c	131	ARG
34	1c	204	LEU
35	1d	3	ARG
35	1d	5	ILE

Continued on next page...

Continued from previous page...

Mol	Chain	Res	Type
35	1d	15	GLU
35	1d	22	LYS
35	1d	25	ARG
35	1d	31	CYS
35	1d	45	GLN
35	1d	49	ARG
35	1d	58	LEU
35	1d	66	ARG
35	1d	73	ARG
35	1d	101	LEU
35	1d	107	ARG
35	1d	127	THR
35	1d	150	GLU
35	1d	155	LEU
35	1d	168	ARG
35	1d	181	MET
35	1d	188	LEU
35	1d	194	LEU
36	1e	12	LEU
36	1e	18	ARG
36	1e	41	VAL
36	1e	47	LYS
36	1e	51	VAL
36	1e	73	ASN
36	1e	75	THR
36	1e	78	HIS
36	1e	79	GLU
36	1e	81	GLU
36	1e	91	LEU
36	1e	120	THR
36	1e	137	GLU
36	1e	152	ARG
37	1f	45	LEU
37	1f	46	ARG
37	1f	69	GLU
37	1f	74	ASP
37	1f	79	LEU
38	1g	8	GLU
38	1g	50	ILE
38	1g	51	GLN
38	1g	56	GLN
38	1g	57	GLU

Continued on next page...

Continued from previous page...

Mol	Chain	Res	Type
38	1g	72	ARG
38	1g	75	VAL
38	1g	104	LEU
38	1g	113	GLU
38	1g	114	ARG
38	1g	131	LYS
39	1h	21	LYS
39	1h	50	ARG
39	1h	54	ASP
39	1h	63	LEU
39	1h	75	ARG
39	1h	78	GLN
39	1h	91	ARG
39	1h	98	LYS
39	1h	137	VAL
40	1i	14	VAL
40	1i	27	THR
40	1i	75	ASP
40	1i	81	ILE
40	1i	92	TYR
40	1i	104	ARG
40	1i	108	VAL
40	1i	127	LYS
40	1i	128	ARG
41	1j	13	HIS
41	1j	17	ASP
41	1j	30	SER
41	1j	34	VAL
41	1j	84	GLN
41	1j	85	LEU
41	1j	92	THR
41	1j	98	ILE
42	1k	14	VAL
42	1k	31	THR
42	1k	48	ILE
42	1k	96	ARG
42	1k	109	VAL
42	1k	114	VAL
43	1l	10	LEU
43	1l	23	LYS
43	1l	27	LEU
43	1l	33	ARG

Continued on next page...

Continued from previous page...

Mol	Chain	Res	Type
43	1l	54	LYS
43	1l	67	THR
43	1l	83	VAL
44	1m	3	ARG
44	1m	4	ILE
44	1m	19	LEU
44	1m	32	GLU
44	1m	49	THR
44	1m	56	LEU
44	1m	70	LEU
44	1m	98	VAL
44	1m	102	ARG
45	1n	6	LEU
45	1n	18	VAL
45	1n	22	THR
45	1n	41	ARG
45	1n	46	GLU
46	1o	14	GLU
46	1o	22	THR
46	1o	24	SER
46	1o	26	GLU
46	1o	39	LEU
46	1o	83	GLU
46	1o	84	LYS
47	1p	1	MET
47	1p	2	VAL
47	1p	5	ARG
47	1p	11	SER
47	1p	19	ILE
47	1p	20	VAL
47	1p	25	ARG
47	1p	45	THR
47	1p	62	VAL
47	1p	67	THR
47	1p	72	ARG
48	1q	19	VAL
48	1q	68	ARG
48	1q	74	LEU
48	1q	78	GLU
48	1q	82	MET
49	1r	32	ARG
49	1r	35	ARG

Continued on next page...

Continued from previous page...

Mol	Chain	Res	Type
49	1r	37	VAL
49	1r	38	GLU
49	1r	55	ARG
49	1r	68	LYS
49	1r	69	THR
49	1r	76	LEU
50	1s	3	ARG
50	1s	5	LEU
50	1s	22	LEU
50	1s	27	GLU
50	1s	28	LYS
50	1s	63	THR
50	1s	65	ASN
50	1s	78	ARG
50	1s	81	ARG
51	1t	9	ASN
51	1t	24	LEU
51	1t	25	ARG
51	1t	56	MET
51	1t	60	GLU
51	1t	62	LEU
51	1t	84	LEU
51	1t	93	GLU
52	1u	15	ARG
55	1z	9	ARG
55	1z	11	THR
55	1z	14	ARG
3	2D	61	LEU
3	2D	71	ASP
3	2D	88	ARG
3	2D	89	SER
3	2D	94	LEU
3	2D	103	ARG
3	2D	106	ILE
3	2D	113	VAL
3	2D	134	ARG
3	2D	155	LEU
3	2D	164	GLN
3	2D	169	GLU
3	2D	173	VAL
3	2D	183	ARG
3	2D	193	VAL

Continued on next page...

Continued from previous page...

Mol	Chain	Res	Type
3	2D	211	ARG
3	2D	217	ARG
3	2D	221	VAL
3	2D	229	VAL
3	2D	242	ARG
3	2D	257	LEU
3	2D	260	ARG
3	2D	276	LYS
4	2E	7	VAL
4	2E	12	THR
4	2E	21	VAL
4	2E	24	THR
4	2E	52	LEU
4	2E	75	VAL
4	2E	111	ARG
4	2E	113	PHE
4	2E	116	VAL
4	2E	119	ARG
4	2E	144	ARG
4	2E	154	LYS
4	2E	175	VAL
5	2F	19	GLU
5	2F	20	LEU
5	2F	33	LEU
5	2F	38	ARG
5	2F	53	THR
5	2F	57	VAL
5	2F	74	ARG
5	2F	106	ARG
5	2F	132	VAL
5	2F	135	LYS
5	2F	183	VAL
5	2F	192	LEU
5	2F	196	LEU
5	2F	197	ASP
6	2G	3	LEU
6	2G	5	VAL
6	2G	9	ARG
6	2G	14	GLU
6	2G	28	VAL
6	2G	33	ARG
6	2G	35	GLU

Continued on next page...

Continued from previous page...

Mol	Chain	Res	Type
6	2G	47	LYS
6	2G	60	LEU
6	2G	91	ARG
6	2G	98	ARG
6	2G	111	LEU
6	2G	113	ARG
6	2G	115	ARG
6	2G	136	ARG
6	2G	139	LEU
6	2G	140	ILE
6	2G	143	GLU
6	2G	148	MET
6	2G	153	ARG
6	2G	162	THR
6	2G	170	ARG
7	2H	3	ARG
7	2H	15	VAL
7	2H	32	GLU
7	2H	33	LEU
7	2H	41	MET
7	2H	42	ARG
7	2H	63	SER
7	2H	69	ARG
7	2H	129	THR
7	2H	139	GLN
7	2H	171	LEU
8	2I	5	LEU
8	2I	38	LEU
8	2I	43	ASN
8	2I	47	LEU
8	2I	61	ARG
8	2I	75	LEU
8	2I	77	LEU
8	2I	129	THR
8	2I	140	LEU
8	2I	142	VAL
8	2I	144	VAL
9	2N	33	LEU
9	2N	34	LEU
9	2N	46	VAL
9	2N	61	ARG
9	2N	62	VAL

Continued on next page...

Continued from previous page...

Mol	Chain	Res	Type
9	2N	73	THR
9	2N	87	LEU
9	2N	120	LEU
9	2N	131	GLN
9	2N	137	LYS
9	2N	138	LEU
10	2O	1	MET
10	2O	8	LEU
10	2O	10	VAL
10	2O	24	VAL
10	2O	52	VAL
10	2O	69	ILE
10	2O	94	ARG
11	2P	21	ARG
11	2P	45	LEU
11	2P	55	ARG
11	2P	65	ARG
11	2P	95	VAL
11	2P	96	THR
11	2P	106	LEU
11	2P	112	LEU
11	2P	121	LYS
11	2P	123	LEU
11	2P	125	VAL
11	2P	148	LEU
12	2Q	7	MET
12	2Q	21	THR
12	2Q	35	VAL
12	2Q	45	GLN
12	2Q	48	GLU
12	2Q	64	ILE
12	2Q	75	THR
13	2R	6	SER
13	2R	18	LEU
13	2R	28	LEU
13	2R	29	LEU
13	2R	36	THR
13	2R	60	LEU
13	2R	65	LEU
13	2R	79	LEU
13	2R	100	LEU
13	2R	102	GLU

Continued on next page...

Continued from previous page...

Mol	Chain	Res	Type
14	2S	3	ARG
14	2S	13	ARG
14	2S	20	ARG
14	2S	36	TYR
14	2S	53	SER
14	2S	58	LEU
14	2S	67	ARG
14	2S	68	GLN
14	2S	75	GLU
14	2S	80	LEU
14	2S	83	LYS
14	2S	110	LEU
14	2S	111	GLU
15	2T	8	LYS
15	2T	16	ARG
15	2T	28	VAL
15	2T	34	VAL
15	2T	49	VAL
15	2T	64	ARG
15	2T	96	ARG
15	2T	118	ARG
16	2U	13	LYS
16	2U	36	ARG
16	2U	52	ARG
16	2U	60	LEU
16	2U	74	LEU
16	2U	83	LEU
16	2U	92	ARG
16	2U	104	GLN
16	2U	112	ARG
17	2V	18	LEU
17	2V	21	ARG
17	2V	35	LEU
17	2V	46	VAL
17	2V	52	VAL
17	2V	62	LEU
17	2V	72	VAL
17	2V	79	VAL
17	2V	95	LEU
17	2V	100	ARG
18	2W	11	ARG
18	2W	15	ARG

Continued on next page...

Continued from previous page...

Mol	Chain	Res	Type
18	2W	17	VAL
18	2W	27	LYS
18	2W	107	LEU
19	2X	57	LEU
19	2X	92	LEU
20	2Y	9	LYS
20	2Y	43	ASN
20	2Y	44	ILE
20	2Y	49	VAL
20	2Y	67	LEU
20	2Y	72	VAL
20	2Y	85	VAL
20	2Y	92	ASN
20	2Y	107	ASP
21	2Z	71	VAL
21	2Z	86	VAL
21	2Z	107	THR
21	2Z	128	VAL
21	2Z	131	ARG
21	2Z	135	GLU
21	2Z	136	PHE
21	2Z	150	LEU
21	2Z	154	ASP
21	2Z	155	LEU
21	2Z	161	VAL
21	2Z	170	THR
21	2Z	185	GLU
22	20	19	LYS
22	20	55	ARG
22	20	68	GLU
23	21	21	ARG
23	21	35	THR
23	21	40	ARG
23	21	59	THR
23	21	95	LEU
24	22	2	LYS
24	22	28	LYS
24	22	32	LEU
24	22	34	GLU
24	22	40	SER
24	22	53	LEU
24	22	70	GLN

Continued on next page...

Continued from previous page...

Mol	Chain	Res	Type
25	23	8	LEU
25	23	54	VAL
25	23	55	ARG
26	24	1	MET
26	24	34	GLU
26	24	44	THR
26	24	52	THR
26	24	60	GLN
26	24	61	ARG
26	24	63	TYR
26	24	69	LYS
27	25	6	VAL
27	25	16	ARG
27	25	29	THR
27	25	40	LYS
28	26	6	ARG
28	26	33	LYS
28	26	38	LYS
28	26	40	CYS
28	26	48	VAL
29	27	1	MET
29	27	43	THR
30	28	30	ARG
30	28	31	HIS
30	28	34	TRP
30	28	37	SER
31	29	26	ILE
31	29	29	ASN
33	2b	24	TRP
33	2b	44	LEU
33	2b	48	MET
33	2b	51	LEU
33	2b	60	ASP
33	2b	80	ILE
33	2b	90	MET
33	2b	93	VAL
33	2b	108	ILE
33	2b	118	LEU
33	2b	138	LEU
33	2b	170	GLU
33	2b	185	ILE
33	2b	187	LEU

Continued on next page...

Continued from previous page...

Mol	Chain	Res	Type
33	2b	191	ASP
33	2b	222	ILE
33	2b	223	ILE
33	2b	224	GLN
34	2c	3	ASN
34	2c	5	ILE
34	2c	16	ARG
34	2c	29	TYR
34	2c	40	ARG
34	2c	47	LEU
34	2c	52	LEU
34	2c	59	ARG
34	2c	70	VAL
34	2c	105	GLU
34	2c	128	PHE
34	2c	131	ARG
34	2c	162	GLN
34	2c	178	LEU
34	2c	182	ILE
34	2c	198	VAL
35	2d	3	ARG
35	2d	5	ILE
35	2d	25	ARG
35	2d	26	CYS
35	2d	34	GLU
35	2d	38	TYR
35	2d	47	ARG
35	2d	58	LEU
35	2d	61	LYS
35	2d	66	ARG
35	2d	73	ARG
35	2d	96	LEU
35	2d	101	LEU
35	2d	122	ARG
35	2d	135	LEU
35	2d	150	GLU
35	2d	157	LEU
35	2d	170	VAL
35	2d	179	GLU
35	2d	181	MET
35	2d	182	LYS
35	2d	187	ARG

Continued on next page...

Continued from previous page...

Mol	Chain	Res	Type
35	2d	188	LEU
35	2d	194	LEU
36	2e	11	ILE
36	2e	12	LEU
36	2e	24	ARG
36	2e	27	ARG
36	2e	31	LEU
36	2e	37	ARG
36	2e	41	VAL
36	2e	47	LYS
36	2e	50	GLU
36	2e	51	VAL
36	2e	68	GLU
36	2e	71	LEU
36	2e	78	HIS
36	2e	91	LEU
36	2e	121	LYS
37	2f	17	SER
37	2f	23	LYS
37	2f	27	GLN
37	2f	28	ARG
37	2f	46	ARG
37	2f	75	LEU
38	2g	51	GLN
38	2g	52	GLU
38	2g	57	GLU
38	2g	72	ARG
38	2g	73	MET
38	2g	75	VAL
38	2g	104	LEU
38	2g	110	GLN
38	2g	114	ARG
38	2g	129	GLU
38	2g	131	LYS
38	2g	154	TYR
39	2h	21	LYS
39	2h	26	VAL
39	2h	63	LEU
39	2h	77	GLU
39	2h	78	GLN
39	2h	91	ARG
39	2h	111	ILE

Continued on next page...

Continued from previous page...

Mol	Chain	Res	Type
39	2h	120	THR
39	2h	137	VAL
40	2i	3	GLN
40	2i	38	GLN
40	2i	50	LEU
40	2i	89	ASN
40	2i	102	LEU
40	2i	104	ARG
40	2i	107	ARG
40	2i	108	VAL
40	2i	124	GLN
40	2i	128	ARG
41	2j	13	HIS
41	2j	17	ASP
41	2j	21	GLN
41	2j	48	THR
41	2j	57	LYS
41	2j	68	HIS
41	2j	84	GLN
42	2k	14	VAL
42	2k	18	ARG
42	2k	26	ASN
42	2k	48	ILE
42	2k	54	ARG
42	2k	77	MET
42	2k	78	GLN
42	2k	109	VAL
42	2k	114	VAL
43	2l	27	LEU
43	2l	28	LYS
43	2l	33	ARG
43	2l	53	ARG
43	2l	54	LYS
43	2l	55	VAL
43	2l	67	THR
43	2l	83	VAL
43	2l	97	ARG
44	2m	3	ARG
44	2m	40	ASN
44	2m	49	THR
44	2m	56	LEU
44	2m	61	GLU

Continued on next page...

Continued from previous page...

Mol	Chain	Res	Type
44	2m	70	LEU
44	2m	82	MET
44	2m	106	ASN
45	2n	11	LYS
45	2n	17	LYS
45	2n	18	VAL
45	2n	22	THR
45	2n	33	VAL
45	2n	53	LEU
46	2o	5	LYS
46	2o	22	THR
46	2o	24	SER
46	2o	26	GLU
47	2p	1	MET
47	2p	5	ARG
47	2p	11	SER
47	2p	25	ARG
47	2p	28	ARG
47	2p	45	THR
47	2p	60	LEU
47	2p	62	VAL
47	2p	67	THR
47	2p	69	THR
47	2p	72	ARG
48	2q	63	ARG
48	2q	74	LEU
49	2r	26	LEU
49	2r	28	GLU
49	2r	29	PHE
49	2r	32	ARG
49	2r	35	ARG
49	2r	37	VAL
49	2r	42	ARG
49	2r	54	ARG
49	2r	68	LYS
49	2r	76	LEU
50	2s	3	ARG
50	2s	18	LYS
50	2s	22	LEU
50	2s	28	LYS
50	2s	41	VAL
50	2s	64	GLU

Continued on next page...

Continued from previous page...

Mol	Chain	Res	Type
50	2s	65	ASN
50	2s	77	THR
50	2s	78	ARG
51	2t	9	ASN
51	2t	10	LEU
51	2t	24	LEU
51	2t	56	MET
51	2t	62	LEU
51	2t	71	THR
52	2u	10	ARG
52	2u	15	ARG
55	2z	9	ARG
55	2z	14	ARG
55	2z	16	ILE

Sometimes sidechains can be flipped to improve hydrogen bonding and reduce clashes. All (152) such sidechains are listed below:

Mol	Chain	Res	Type
3	1D	87	ASN
3	1D	126	GLN
3	1D	164	GLN
3	1D	253	GLN
5	1F	8	GLN
5	1F	69	HIS
5	1F	169	ASN
5	1F	203	GLN
6	1G	40	ASN
8	1I	43	ASN
8	1I	139	GLN
9	1N	8	GLN
9	1N	131	GLN
11	1P	38	GLN
11	1P	70	GLN
14	1S	95	HIS
15	1T	123	GLN
16	1U	81	HIS
16	1U	104	GLN
18	1W	111	HIS
19	1X	31	HIS
19	1X	55	ASN
20	1Y	6	HIS
20	1Y	43	ASN

Continued on next page...

Continued from previous page...

Mol	Chain	Res	Type
21	1Z	55	HIS
21	1Z	73	GLN
21	1Z	151	HIS
22	10	35	ASN
24	12	38	GLN
24	12	70	GLN
26	14	46	GLN
31	19	36	GLN
33	1b	16	HIS
33	1b	19	HIS
33	1b	95	GLN
34	1c	118	GLN
34	1c	170	GLN
34	1c	181	ASN
35	1d	43	HIS
35	1d	45	GLN
35	1d	123	HIS
35	1d	160	GLN
36	1e	38	GLN
36	1e	73	ASN
36	1e	141	GLN
37	1f	100	ASN
38	1g	13	GLN
38	1g	56	GLN
38	1g	86	GLN
38	1g	97	GLN
40	1i	31	GLN
40	1i	58	HIS
40	1i	73	GLN
40	1i	89	ASN
40	1i	117	HIS
40	1i	124	GLN
41	1j	56	HIS
41	1j	68	HIS
41	1j	84	GLN
42	1k	93	GLN
43	1l	78	GLN
43	1l	80	HIS
43	1l	99	HIS
45	1n	52	GLN
46	1o	28	GLN
48	1q	16	GLN

Continued on next page...

Continued from previous page...

Mol	Chain	Res	Type
48	1q	26	GLN
50	1s	56	GLN
50	1s	65	ASN
50	1s	69	HIS
51	1t	9	ASN
51	1t	26	ASN
51	1t	45	GLN
3	2D	164	GLN
3	2D	253	GLN
4	2E	85	ASN
5	2F	69	HIS
5	2F	169	ASN
5	2F	203	GLN
6	2G	26	GLN
6	2G	40	ASN
6	2G	66	GLN
6	2G	108	ASN
8	2I	133	HIS
8	2I	139	GLN
11	2P	38	GLN
12	2Q	12	GLN
14	2S	68	GLN
14	2S	95	HIS
15	2T	123	GLN
16	2U	44	ASN
16	2U	72	HIS
17	2V	64	HIS
18	2W	60	ASN
19	2X	31	HIS
19	2X	82	GLN
20	2Y	92	ASN
21	2Z	55	HIS
21	2Z	73	GLN
22	20	35	ASN
23	21	56	GLN
24	22	38	GLN
25	23	32	GLN
25	23	33	GLN
28	26	32	ASN
31	29	29	ASN
31	29	36	GLN
33	2b	16	HIS

Continued on next page...

Continued from previous page...

Mol	Chain	Res	Type
33	2b	19	HIS
33	2b	45	GLN
33	2b	146	GLN
34	2c	6	HIS
34	2c	176	HIS
34	2c	181	ASN
35	2d	74	GLN
35	2d	123	HIS
35	2d	125	HIS
35	2d	160	GLN
35	2d	201	GLN
36	2e	20	GLN
36	2e	38	GLN
36	2e	141	GLN
37	2f	27	GLN
38	2g	86	GLN
38	2g	97	GLN
38	2g	110	GLN
38	2g	153	HIS
39	2h	78	GLN
40	2i	38	GLN
40	2i	58	HIS
40	2i	73	GLN
40	2i	89	ASN
41	2j	13	HIS
41	2j	33	GLN
41	2j	56	HIS
41	2j	62	HIS
42	2k	26	ASN
42	2k	93	GLN
42	2k	104	GLN
43	2l	75	HIS
43	2l	78	GLN
43	2l	80	HIS
43	2l	99	HIS
44	2m	40	ASN
46	2o	28	GLN
46	2o	62	GLN
47	2p	16	HIS
48	2q	16	GLN
50	2s	56	GLN
50	2s	69	HIS

Continued on next page...

Continued from previous page...

Mol	Chain	Res	Type
50	2s	83	HIS
51	2t	42	GLN

5.3.3 RNA [i](#)

Mol	Chain	Analysed	Backbone Outliers	Pucker Outliers
1	1A	2737/2915 (93%)	374 (13%)	22 (0%)
1	2A	2781/2915 (95%)	476 (17%)	23 (0%)
2	1B	119/121 (98%)	10 (8%)	0
2	2B	119/121 (98%)	26 (21%)	2 (1%)
32	1a	1472/1521 (96%)	272 (18%)	0
32	2a	1479/1521 (97%)	278 (18%)	0
53	1v	4/24 (16%)	1 (25%)	0
53	2v	4/24 (16%)	1 (25%)	0
54	1x	75/77 (97%)	16 (21%)	0
54	2x	75/77 (97%)	18 (24%)	0
All	All	8865/9316 (95%)	1472 (16%)	47 (0%)

All (1472) RNA backbone outliers are listed below:

Mol	Chain	Res	Type
1	1A	11	U
1	1A	33	C
1	1A	35	G
1	1A	44	C
1	1A	49	G
1	1A	56	G
1	1A	59	G
1	1A	61	U
1	1A	69	A
1	1A	72	A
1	1A	73	G
1	1A	82	A
1	1A	115	A
1	1A	116	A
1	1A	117	U
1	1A	148	A
1	1A	154	C
1	1A	170	A
1	1A	184	A
1	1A	193	G

Continued on next page...

Continued from previous page...

Mol	Chain	Res	Type
1	1A	202	G
1	1A	204	A
1	1A	210	A
1	1A	216	A
1	1A	217	A
1	1A	221	A
1	1A	236	G
1	1A	237	C
1	1A	264	U
1	1A	268	G
1	1A	271	U
1	1A	272	G
1	1A	273	U
1	1A	278	G
1	1A	287	U
1	1A	288	G
1	1A	295	U
1	1A	298	G
1	1A	302	C
1	1A	334	A
1	1A	340	G
1	1A	352	G
1	1A	353	A
1	1A	375	G
1	1A	386	G
1	1A	388	G
1	1A	398	G
1	1A	412	G
1	1A	422	G
1	1A	431	U
1	1A	437	G
1	1A	454	A
1	1A	467	G
1	1A	469	C
1	1A	473	U
1	1A	476	C
1	1A	479	A
1	1A	482	A
1	1A	495	A
1	1A	500	U
1	1A	506	G
1	1A	528	U

Continued on next page...

Continued from previous page...

Mol	Chain	Res	Type
1	1A	529	A
1	1A	533	C
1	1A	554	G
1	1A	555	C
1	1A	556	A
1	1A	557	G
1	1A	572	G
1	1A	585	G
1	1A	595	G
1	1A	596	C
1	1A	597	A
1	1A	608	A
1	1A	615	G
1	1A	625	A
1	1A	626	G
1	1A	629	U
1	1A	638	G
1	1A	640	G
1	1A	658	C
1	1A	661	A
1	1A	669	C
1	1A	670	A
1	1A	671	G
1	1A	681	G
1	1A	682	G
1	1A	700	A
1	1A	715	G
1	1A	732	G
1	1A	763	G
1	1A	772	G
1	1A	776	C
1	1A	810	A
1	1A	821	G
1	1A	822	G
1	1A	828	A
1	1A	830	A
1	1A	831	G
1	1A	836	C
1	1A	838	G
1	1A	851	G
1	1A	858	C
1	1A	873	U

Continued on next page...

Continued from previous page...

Mol	Chain	Res	Type
1	1A	874	U
1	1A	905	G
1	1A	912	A
1	1A	915	G
1	1A	925	G
1	1A	931	C
1	1A	932	C
1	1A	933	A
1	1A	934	C
1	1A	935	C
1	1A	936	A
1	1A	938	C
1	1A	941	A
1	1A	942	C
1	1A	955	A
1	1A	976	G
1	1A	985	A
1	1A	989	A
1	1A	990	G
1	1A	1002	U
1	1A	1003	A
1	1A	1005	C
1	1A	1018	G
1	1A	1019	C
1	1A	1028	A
1	1A	1035	A
1	1A	1041	A
1	1A	1057	U
1	1A	1058	C
1	1A	1067	G
1	1A	1071	U
1	1A	1072	A
1	1A	1078	U
1	1A	1083	C
1	1A	1086	C
1	1A	1091	A
1	1A	1092	G
1	1A	1150	U
1	1A	1153	U
1	1A	1154	C
1	1A	1156	A
1	1A	1157	G

Continued on next page...

Continued from previous page...

Mol	Chain	Res	Type
1	1A	1173	A
1	1A	1174	A
1	1A	1179	C
1	1A	1180	G
1	1A	1183	G
1	1A	1216	G
1	1A	1217	G
1	1A	1218	A
1	1A	1219	U
1	1A	1220	G
1	1A	1221	A
1	1A	1264	A
1	1A	1285	U
1	1A	1286	A
1	1A	1289	G
1	1A	1298	A
1	1A	1301	G
1	1A	1316	G
1	1A	1317	A
1	1A	1318	U
1	1A	1345	U
1	1A	1346	A
1	1A	1348	G
1	1A	1350	C
1	1A	1351	C
1	1A	1353	A
1	1A	1397	U
1	1A	1404	A
1	1A	1405	A
1	1A	1410	A
1	1A	1424	A
1	1A	1429	A
1	1A	1430	G
1	1A	1440	A
1	1A	1461	G
1	1A	1462	C
1	1A	1465	U
1	1A	1466	G
1	1A	1473	C
1	1A	1482	C
1	1A	1490	A
1	1A	1495	A

Continued on next page...

Continued from previous page...

Mol	Chain	Res	Type
1	1A	1496	G
1	1A	1513	C
1	1A	1524	G
1	1A	1528	G
1	1A	1539	A
1	1A	1541	A
1	1A	1552	A
1	1A	1553	A
1	1A	1554	C
1	1A	1555	A
1	1A	1578	C
1	1A	1588	A
1	1A	1589	C
1	1A	1600	A
1	1A	1604	A
1	1A	1612	A
1	1A	1615	A
1	1A	1624	U
1	1A	1627	G
1	1A	1630	C
1	1A	1631	A
1	1A	1632	A
1	1A	1653	A
1	1A	1654	A
1	1A	1694	C
1	1A	1700	A
1	1A	1710	A
1	1A	1720	G
1	1A	1746	A
1	1A	1766	A
1	1A	1767	U
1	1A	1786	G
1	1A	1792	A
1	1A	1793	G
1	1A	1794	G
1	1A	1803	A
1	1A	1810	A
1	1A	1816	A
1	1A	1821	A
1	1A	1830	C
1	1A	1831	G
1	1A	1832	A

Continued on next page...

Continued from previous page...

Mol	Chain	Res	Type
1	1A	1846	G
1	1A	1847	G
1	1A	1858	G
1	1A	1859	A
1	1A	1869	G
1	1A	1877	A
1	1A	1878	A
1	1A	1898	A
1	1A	1899	G
1	1A	1910	A
1	1A	1921	A
1	1A	1927	G
1	1A	1934	A
1	1A	1936	U
1	1A	1940	A
1	1A	1948	A
1	1A	1950	G
1	1A	1951	G
1	1A	1958	A
1	1A	1959	A
1	1A	1976	U
1	1A	1981	A
1	1A	1984	U
1	1A	1986	C
1	1A	1988	C
1	1A	1991	A
1	1A	1992	A
1	1A	1993	A
1	1A	2013	G
1	1A	2014	U
1	1A	2018	G
1	1A	2044	G
1	1A	2052	A
1	1A	2054	A
1	1A	2064	C
1	1A	2076	C
1	1A	2077	G
1	1A	2081	A
1	1A	2082	G
1	1A	2083	A
1	1A	2090	G
1	1A	2114	G

Continued on next page...

Continued from previous page...

Mol	Chain	Res	Type
1	1A	2205	G
1	1A	2207	G
1	1A	2208	G
1	1A	2209	C
1	1A	2213	G
1	1A	2219	A
1	1A	2226	G
1	1A	2227	G
1	1A	2228	A
1	1A	2229	U
1	1A	2236	A
1	1A	2250	G
1	1A	2279	A
1	1A	2280	A
1	1A	2284	A
1	1A	2286	C
1	1A	2289	A
1	1A	2294	C
1	1A	2298	A
1	1A	2300	G
1	1A	2316	A
1	1A	2331	A
1	1A	2336	G
1	1A	2338	A
1	1A	2345	G
1	1A	2347	A
1	1A	2358	C
1	1A	2361	C
1	1A	2365	G
1	1A	2394	G
1	1A	2396	C
1	1A	2411	G
1	1A	2417	U
1	1A	2433	A
1	1A	2434	U
1	1A	2436	A
1	1A	2439	G
1	1A	2440	G
1	1A	2441	A
1	1A	2442	U
1	1A	2443	A
1	1A	2446	A

Continued on next page...

Continued from previous page...

Mol	Chain	Res	Type
1	1A	2450	A
1	1A	2452	C
1	1A	2459	A
1	1A	2470	A
1	1A	2473	U
1	1A	2479	G
1	1A	2485	C
1	1A	2487	A
1	1A	2489	A
1	1A	2493	G
1	1A	2498	G
1	1A	2513	G
1	1A	2516	G
1	1A	2517	U
1	1A	2529	A
1	1A	2536	G
1	1A	2540	G
1	1A	2565	U
1	1A	2577	A
1	1A	2578	G
1	1A	2584	C
1	1A	2590	C
1	1A	2593	G
1	1A	2596	U
1	1A	2613	A
1	1A	2620	U
1	1A	2622	U
1	1A	2623	C
1	1A	2640	A
1	1A	2641	G
1	1A	2665	A
1	1A	2700	U
1	1A	2701	C
1	1A	2702	C
1	1A	2713	U
1	1A	2714	C
1	1A	2724	A
1	1A	2725	A
1	1A	2726	G
1	1A	2738	U
1	1A	2745	A
1	1A	2770	A

Continued on next page...

Continued from previous page...

Mol	Chain	Res	Type
1	1A	2776	A
1	1A	2777	A
1	1A	2778	G
1	1A	2781	C
1	1A	2790	A
1	1A	2802	A
1	1A	2812	G
1	1A	2829	A
1	1A	2830	A
1	1A	2844	A
1	1A	2881	G
1	1A	2882	A
1	1A	2885	G
1	1A	2889	C
1	1A	2900	A
1	1A	2901	G
1	1A	2902	G
1	1A	2903	U
2	1B	2	C
2	1B	13	A
2	1B	25	A
2	1B	52	A
2	1B	56	G
2	1B	59	A
2	1B	60	C
2	1B	73	A
2	1B	85	G
2	1B	110	G
32	1a	6	U
32	1a	8	G
32	1a	10	G
32	1a	33	A
32	1a	40	G
32	1a	41	C
32	1a	42	G
32	1a	45	G
32	1a	49	C
32	1a	52	A
32	1a	62	G
32	1a	68	C
32	1a	69	G
32	1a	74	G

Continued on next page...

Continued from previous page...

Mol	Chain	Res	Type
32	1a	75	C
32	1a	76	G
32	1a	77	G
32	1a	78	G
32	1a	91	G
32	1a	95	A
32	1a	110	A
32	1a	114	A
32	1a	115	C
32	1a	124	G
32	1a	126	C
32	1a	132	C
32	1a	139	G
32	1a	152	G
32	1a	156	A
32	1a	157	A
32	1a	161	G
32	1a	163	G
32	1a	168	U
32	1a	169	C
32	1a	177	U
32	1a	190	U
32	1a	200	C
32	1a	202	A
32	1a	204	A
32	1a	208	C
32	1a	209	U
32	1a	210	U
32	1a	211	U
32	1a	212	G
32	1a	213	C
32	1a	218	U
32	1a	243	G
32	1a	247	G
32	1a	255	G
32	1a	262	G
32	1a	263	C
32	1a	277	G
32	1a	285	G
32	1a	297	G
32	1a	313	G
32	1a	317	A

Continued on next page...

Continued from previous page...

Mol	Chain	Res	Type
32	1a	324	C
32	1a	325	A
32	1a	337	C
32	1a	338	C
32	1a	342	G
32	1a	343	G
32	1a	344	G
32	1a	348	C
32	1a	349	A
32	1a	350	G
32	1a	351	C
32	1a	363	U
32	1a	368	C
32	1a	369	A
32	1a	379	A
32	1a	380	G
32	1a	386	C
32	1a	393	A
32	1a	394	C
32	1a	402	G
32	1a	408	A
32	1a	409	G
32	1a	419	G
32	1a	420	G
32	1a	425	U
32	1a	435	A
32	1a	437	C
32	1a	441	G
32	1a	447	A
32	1a	449	C
32	1a	455	A
32	1a	456	C
32	1a	457	G
32	1a	467	A
32	1a	470	G
32	1a	477	G
32	1a	481	A
32	1a	482	U
32	1a	489	G
32	1a	493	A
32	1a	494	A
32	1a	495	C

Continued on next page...

Continued from previous page...

Mol	Chain	Res	Type
32	1a	496	U
32	1a	502	C
32	1a	503	C
32	1a	508	G
32	1a	511	G
32	1a	515	U
32	1a	516	A
32	1a	517	A
32	1a	529	C
32	1a	531	A
32	1a	543	A
32	1a	545	U
32	1a	556	A
32	1a	557	A
32	1a	560	G
32	1a	576	G
32	1a	601	G
32	1a	614	G
32	1a	623	G
32	1a	625	U
32	1a	637	A
32	1a	649	A
32	1a	671	A
32	1a	672	G
32	1a	677	G
32	1a	687	G
32	1a	707	U
32	1a	719	C
32	1a	733	C
32	1a	739	G
32	1a	750	A
32	1a	761	A
32	1a	776	A
32	1a	777	U
32	1a	778	A
32	1a	790	C
32	1a	799	A
32	1a	801	C
32	1a	805	G
32	1a	812	A
32	1a	813	G
32	1a	820	G

Continued on next page...

Continued from previous page...

Mol	Chain	Res	Type
32	1a	822	G
32	1a	824	C
32	1a	825	U
32	1a	826	C
32	1a	837	A
32	1a	838	A
32	1a	848	U
32	1a	850	A
32	1a	852	G
32	1a	880	G
32	1a	904	G
32	1a	905	G
32	1a	909	C
32	1a	910	C
32	1a	912	C
32	1a	913	A
32	1a	914	C
32	1a	938	U
32	1a	939	U
32	1a	946	A
32	1a	947	A
32	1a	949	G
32	1a	950	C
32	1a	952	A
32	1a	953	A
32	1a	954	G
32	1a	955	A
32	1a	960	U
32	1a	961	A
32	1a	970	U
32	1a	971	G
32	1a	972	A
32	1a	980	G
32	1a	982	G
32	1a	983	A
32	1a	984	A
32	1a	987	C
32	1a	988	G
32	1a	990	G
32	1a	992	G
32	1a	995	A
32	1a	1001	G

Continued on next page...

Continued from previous page...

Mol	Chain	Res	Type
32	1a	1027	A
32	1a	1037	C
32	1a	1048	U
32	1a	1049	C
32	1a	1064	G
32	1a	1077	G
32	1a	1078	U
32	1a	1084	A
32	1a	1089	G
32	1a	1091	G
32	1a	1106	A
32	1a	1107	G
32	1a	1108	U
32	1a	1113	A
32	1a	1115	C
32	1a	1117	G
32	1a	1119	U
32	1a	1120	C
32	1a	1121	G
32	1a	1122	G
32	1a	1123	C
32	1a	1124	C
32	1a	1129	A
32	1a	1135	A
32	1a	1138	G
32	1a	1142	U
32	1a	1143	G
32	1a	1149	G
32	1a	1158	A
32	1a	1165	A
32	1a	1166	G
32	1a	1178	U
32	1a	1179	G
32	1a	1184	G
32	1a	1194	U
32	1a	1195	A
32	1a	1196	C
32	1a	1204	G
32	1a	1209	A
32	1a	1220	A
32	1a	1238	A
32	1a	1239	U

Continued on next page...

Continued from previous page...

Mol	Chain	Res	Type
32	1a	1240	G
32	1a	1242	C
32	1a	1245	C
32	1a	1252	C
32	1a	1260	U
32	1a	1261	A
32	1a	1262	A
32	1a	1268	A
32	1a	1269	A
32	1a	1272	G
32	1a	1279	C
32	1a	1281	A
32	1a	1282	G
32	1a	1284	U
32	1a	1287	G
32	1a	1294	G
32	1a	1296	C
32	1a	1300	A
32	1a	1301	A
32	1a	1320	G
32	1a	1322	A
32	1a	1328	A
32	1a	1329	G
32	1a	1335	G
32	1a	1341	C
32	1a	1342	A
32	1a	1345	C
32	1a	1353	G
32	1a	1360	A
32	1a	1380	C
32	1a	1383	C
32	1a	1389	U
32	1a	1402	G
32	1a	1424	G
32	1a	1425	G
32	1a	1426	G
32	1a	1432	A
32	1a	1433	C
32	1a	1434	G
32	1a	1465	G
32	1a	1475	G
32	1a	1481	A

Continued on next page...

Continued from previous page...

Mol	Chain	Res	Type
32	1a	1482	G
32	1a	1483	G
32	1a	1484	U
32	1a	1495	G
32	1a	1507	G
32	1a	1508	G
53	1v	15	A
54	1x	6	G
54	1x	9	G
54	1x	13	C
54	1x	16	C
54	1x	17	C
54	1x	17(A)	U
54	1x	19	G
54	1x	20	U
54	1x	21	A
54	1x	42	G
54	1x	47	U
54	1x	50	U
54	1x	56	C
54	1x	65	C
54	1x	70	G
54	1x	76	A
1	2A	9	G
1	2A	11	U
1	2A	12	A
1	2A	13	A
1	2A	14	G
1	2A	33	C
1	2A	35	G
1	2A	44	C
1	2A	47	A
1	2A	49	G
1	2A	56	G
1	2A	61	U
1	2A	68	G
1	2A	69	A
1	2A	72	A
1	2A	73	G
1	2A	77	G
1	2A	81	G
1	2A	82	A

Continued on next page...

Continued from previous page...

Mol	Chain	Res	Type
1	2A	86	G
1	2A	88	U
1	2A	91	C
1	2A	93	G
1	2A	99	G
1	2A	115	A
1	2A	116	A
1	2A	117	U
1	2A	130	C
1	2A	138	A
1	2A	154	C
1	2A	155	U
1	2A	161	G
1	2A	169	A
1	2A	170	A
1	2A	184	A
1	2A	187	A
1	2A	193	G
1	2A	203	G
1	2A	204	A
1	2A	209	A
1	2A	210	A
1	2A	211	A
1	2A	212	G
1	2A	217	A
1	2A	221	A
1	2A	227	U
1	2A	236	G
1	2A	237	C
1	2A	254	G
1	2A	268	G
1	2A	270	U
1	2A	271	U
1	2A	272	G
1	2A	273	U
1	2A	274	C
1	2A	287	U
1	2A	288	G
1	2A	300	C
1	2A	301	A
1	2A	317	A
1	2A	321	G

Continued on next page...

Continued from previous page...

Mol	Chain	Res	Type
1	2A	334	A
1	2A	347	A
1	2A	350	G
1	2A	352	G
1	2A	353	A
1	2A	356	G
1	2A	357	C
1	2A	361	G
1	2A	365	G
1	2A	368	A
1	2A	375	G
1	2A	377	G
1	2A	385	U
1	2A	386	G
1	2A	412	G
1	2A	422	G
1	2A	425	G
1	2A	431	U
1	2A	436	G
1	2A	437	G
1	2A	438	A
1	2A	441	A
1	2A	448	A
1	2A	454	A
1	2A	461	C
1	2A	468	A
1	2A	469	C
1	2A	480	C
1	2A	481	C
1	2A	482	A
1	2A	495	A
1	2A	506	G
1	2A	507	A
1	2A	516	A
1	2A	528	U
1	2A	529	A
1	2A	533	C
1	2A	552	A
1	2A	553	A
1	2A	555	C
1	2A	556	A
1	2A	557	G

Continued on next page...

Continued from previous page...

Mol	Chain	Res	Type
1	2A	568	G
1	2A	573	G
1	2A	585	G
1	2A	595	G
1	2A	596	C
1	2A	597	A
1	2A	608	A
1	2A	625	A
1	2A	626	G
1	2A	629	U
1	2A	639	A
1	2A	640	G
1	2A	641	G
1	2A	651	A
1	2A	658	C
1	2A	661	A
1	2A	669	C
1	2A	670	A
1	2A	671	G
1	2A	678	A
1	2A	697	G
1	2A	699	A
1	2A	732	G
1	2A	772	G
1	2A	776	C
1	2A	811	G
1	2A	821	G
1	2A	822	G
1	2A	828	A
1	2A	830	A
1	2A	831	G
1	2A	836	C
1	2A	838	G
1	2A	851	G
1	2A	858	C
1	2A	865	A
1	2A	873	U
1	2A	874	U
1	2A	893	U
1	2A	903	C
1	2A	905	G
1	2A	913	C

Continued on next page...

Continued from previous page...

Mol	Chain	Res	Type
1	2A	915	G
1	2A	926	G
1	2A	930	C
1	2A	932	C
1	2A	933	A
1	2A	934	C
1	2A	935	C
1	2A	936	A
1	2A	938	C
1	2A	941	A
1	2A	942	C
1	2A	955	A
1	2A	960	C
1	2A	962	A
1	2A	968	C
1	2A	976	G
1	2A	982	G
1	2A	985	A
1	2A	989	A
1	2A	990	G
1	2A	1001	A
1	2A	1003	A
1	2A	1005	C
1	2A	1018	G
1	2A	1019	C
1	2A	1028	A
1	2A	1041	A
1	2A	1042	G
1	2A	1044	U
1	2A	1050	C
1	2A	1051	C
1	2A	1057	U
1	2A	1058	C
1	2A	1062	G
1	2A	1065	A
1	2A	1066	A
1	2A	1067	G
1	2A	1070	G
1	2A	1071	U
1	2A	1072	A
1	2A	1078	U
1	2A	1083	C

Continued on next page...

Continued from previous page...

Mol	Chain	Res	Type
1	2A	1084	G
1	2A	1086	C
1	2A	1088	C
1	2A	1090	A
1	2A	1091	A
1	2A	1092	G
1	2A	1096	G
1	2A	1100	G
1	2A	1103	G
1	2A	1104	G
1	2A	1105	U
1	2A	1106	U
1	2A	1107	G
1	2A	1108	G
1	2A	1110	U
1	2A	1115	A
1	2A	1116	G
1	2A	1118	A
1	2A	1120	C
1	2A	1121	C
1	2A	1126	U
1	2A	1128	U
1	2A	1131	A
1	2A	1133	A
1	2A	1142	U
1	2A	1143	A
1	2A	1149	C
1	2A	1150	U
1	2A	1156	A
1	2A	1157	G
1	2A	1158	U
1	2A	1160	G
1	2A	1161	C
1	2A	1167	G
1	2A	1175	U
1	2A	1179	C
1	2A	1180	G
1	2A	1183	G
1	2A	1187	A
1	2A	1200	A
1	2A	1216	G
1	2A	1249	U

Continued on next page...

Continued from previous page...

Mol	Chain	Res	Type
1	2A	1254	A
1	2A	1264	A
1	2A	1289	G
1	2A	1298	A
1	2A	1301	G
1	2A	1316	G
1	2A	1317	A
1	2A	1332	A
1	2A	1337	U
1	2A	1345	U
1	2A	1346	A
1	2A	1348	G
1	2A	1359	C
1	2A	1364	G
1	2A	1372	C
1	2A	1374	U
1	2A	1387	A
1	2A	1390	C
1	2A	1404	A
1	2A	1405	A
1	2A	1410	A
1	2A	1413	G
1	2A	1415	C
1	2A	1423	A
1	2A	1425	G
1	2A	1429	A
1	2A	1430	G
1	2A	1431	C
1	2A	1436	U
1	2A	1445	G
1	2A	1448	C
1	2A	1461	G
1	2A	1462	C
1	2A	1465	U
1	2A	1466	G
1	2A	1473	C
1	2A	1490	A
1	2A	1491	C
1	2A	1495	A
1	2A	1496	G
1	2A	1505	G
1	2A	1506	A

Continued on next page...

Continued from previous page...

Mol	Chain	Res	Type
1	2A	1513	C
1	2A	1517	A
1	2A	1528	G
1	2A	1534	U
1	2A	1535	A
1	2A	1538	C
1	2A	1542	U
1	2A	1554	C
1	2A	1555	A
1	2A	1570	G
1	2A	1587	G
1	2A	1588	A
1	2A	1589	C
1	2A	1590	A
1	2A	1591	A
1	2A	1604	A
1	2A	1605	G
1	2A	1612	A
1	2A	1615	A
1	2A	1624	U
1	2A	1630	C
1	2A	1631	A
1	2A	1640	G
1	2A	1652	C
1	2A	1653	A
1	2A	1654	A
1	2A	1655	A
1	2A	1663	A
1	2A	1686	C
1	2A	1694	C
1	2A	1700	A
1	2A	1715	A
1	2A	1720	G
1	2A	1721	C
1	2A	1746	A
1	2A	1765	G
1	2A	1766	A
1	2A	1767	U
1	2A	1775	G
1	2A	1786	G
1	2A	1788	G
1	2A	1792	A

Continued on next page...

Continued from previous page...

Mol	Chain	Res	Type
1	2A	1793	G
1	2A	1794	G
1	2A	1799	G
1	2A	1803	A
1	2A	1810	A
1	2A	1820	C
1	2A	1821	A
1	2A	1830	C
1	2A	1831	G
1	2A	1842	A
1	2A	1846	G
1	2A	1859	A
1	2A	1877	A
1	2A	1889	A
1	2A	1891	G
1	2A	1898	A
1	2A	1899	G
1	2A	1905	A
1	2A	1921	A
1	2A	1927	G
1	2A	1934	A
1	2A	1935	C
1	2A	1936	U
1	2A	1950	G
1	2A	1951	G
1	2A	1957	A
1	2A	1959	A
1	2A	1976	U
1	2A	1984	U
1	2A	1987	A
1	2A	1988	C
1	2A	1991	A
1	2A	1992	A
1	2A	1993	A
1	2A	2005	G
1	2A	2014	U
1	2A	2018	G
1	2A	2041	A
1	2A	2044	G
1	2A	2052	A
1	2A	2054	A
1	2A	2060	C

Continued on next page...

Continued from previous page...

Mol	Chain	Res	Type
1	2A	2064	C
1	2A	2067	G
1	2A	2073	G
1	2A	2076	C
1	2A	2077	G
1	2A	2081	A
1	2A	2082	G
1	2A	2083	A
1	2A	2090	G
1	2A	2120	U
1	2A	2125	G
1	2A	2209	C
1	2A	2213	G
1	2A	2217	C
1	2A	2219	A
1	2A	2226	G
1	2A	2227	G
1	2A	2228	A
1	2A	2236	A
1	2A	2246	G
1	2A	2250	G
1	2A	2278	A
1	2A	2280	A
1	2A	2286	C
1	2A	2289	A
1	2A	2291	G
1	2A	2294	C
1	2A	2298	A
1	2A	2300	G
1	2A	2308	C
1	2A	2316	A
1	2A	2318	G
1	2A	2319	G
1	2A	2320	A
1	2A	2328	C
1	2A	2329	G
1	2A	2330	G
1	2A	2331	A
1	2A	2332	G
1	2A	2336	G
1	2A	2345	G
1	2A	2354	C

Continued on next page...

Continued from previous page...

Mol	Chain	Res	Type
1	2A	2358	C
1	2A	2361	C
1	2A	2387	A
1	2A	2394	G
1	2A	2396	C
1	2A	2417	U
1	2A	2421	G
1	2A	2424	G
1	2A	2425	G
1	2A	2433	A
1	2A	2434	U
1	2A	2436	A
1	2A	2439	G
1	2A	2440	G
1	2A	2441	A
1	2A	2446	A
1	2A	2450	A
1	2A	2452	C
1	2A	2459	A
1	2A	2476	C
1	2A	2485	C
1	2A	2487	A
1	2A	2488	C
1	2A	2491	C
1	2A	2511	U
1	2A	2513	G
1	2A	2516	G
1	2A	2517	U
1	2A	2529	A
1	2A	2531	C
1	2A	2565	U
1	2A	2566	U
1	2A	2577	A
1	2A	2578	G
1	2A	2580	G
1	2A	2584	C
1	2A	2593	G
1	2A	2597	C
1	2A	2613	A
1	2A	2620	U
1	2A	2622	U
1	2A	2623	C

Continued on next page...

Continued from previous page...

Mol	Chain	Res	Type
1	2A	2624	U
1	2A	2626	U
1	2A	2640	A
1	2A	2641	G
1	2A	2665	A
1	2A	2674	G
1	2A	2700	U
1	2A	2701	C
1	2A	2702	C
1	2A	2713	U
1	2A	2714	C
1	2A	2724	A
1	2A	2725	A
1	2A	2738	U
1	2A	2745	A
1	2A	2758	U
1	2A	2763	G
1	2A	2776	A
1	2A	2777	A
1	2A	2778	G
1	2A	2790	A
1	2A	2801	C
1	2A	2805	G
1	2A	2806	C
1	2A	2812	G
1	2A	2814	C
1	2A	2827	G
1	2A	2829	A
1	2A	2830	A
1	2A	2842	G
1	2A	2843	G
1	2A	2844	A
1	2A	2881	G
1	2A	2889	C
1	2A	2900	A
1	2A	2902	G
1	2A	2905	U
2	2B	2	C
2	2B	7	G
2	2B	9	G
2	2B	13	A
2	2B	16	G

Continued on next page...

Continued from previous page...

Mol	Chain	Res	Type
2	2B	28	C
2	2B	32	C
2	2B	34	U
2	2B	35	U
2	2B	37	C
2	2B	43	C
2	2B	45	A
2	2B	46	A
2	2B	52	A
2	2B	56	G
2	2B	59	A
2	2B	63	G
2	2B	67	G
2	2B	73	A
2	2B	85	G
2	2B	90	A
2	2B	106	G
2	2B	110	G
2	2B	112	U
2	2B	116	G
2	2B	120	A
32	2a	6	U
32	2a	10	G
32	2a	23	G
32	2a	33	A
32	2a	39	G
32	2a	40	G
32	2a	43	G
32	2a	48	C
32	2a	49	C
32	2a	51	A
32	2a	52	A
32	2a	53	G
32	2a	66	U
32	2a	67	G
32	2a	84	A
32	2a	85	C
32	2a	91	G
32	2a	95	A
32	2a	110	A
32	2a	115	C
32	2a	124	G

Continued on next page...

Continued from previous page...

Mol	Chain	Res	Type
32	2a	126	C
32	2a	137	G
32	2a	138	A
32	2a	158	C
32	2a	169	C
32	2a	177	U
32	2a	189	U
32	2a	190	U
32	2a	202	A
32	2a	210	U
32	2a	211	U
32	2a	212	G
32	2a	216	G
32	2a	243	G
32	2a	247	G
32	2a	262	G
32	2a	263	C
32	2a	275	A
32	2a	277	G
32	2a	285	G
32	2a	302	G
32	2a	317	A
32	2a	324	C
32	2a	326	C
32	2a	328	G
32	2a	337	C
32	2a	340	A
32	2a	346	G
32	2a	347	G
32	2a	348	C
32	2a	349	A
32	2a	350	G
32	2a	363	U
32	2a	368	C
32	2a	380	G
32	2a	394	C
32	2a	402	G
32	2a	408	A
32	2a	418	C
32	2a	425	U
32	2a	426	A
32	2a	428	A

Continued on next page...

Continued from previous page...

Mol	Chain	Res	Type
32	2a	435	A
32	2a	437	C
32	2a	447	A
32	2a	452	C
32	2a	455	A
32	2a	456	C
32	2a	457	G
32	2a	463	A
32	2a	468	C
32	2a	470	G
32	2a	481	A
32	2a	482	U
32	2a	489	G
32	2a	490	G
32	2a	493	A
32	2a	494	A
32	2a	495	C
32	2a	501	G
32	2a	502	C
32	2a	505	G
32	2a	511	G
32	2a	515	U
32	2a	516	A
32	2a	517	A
32	2a	520	C
32	2a	529	C
32	2a	531	A
32	2a	543	A
32	2a	544	U
32	2a	545	U
32	2a	546	C
32	2a	548	C
32	2a	552	G
32	2a	556	A
32	2a	557	A
32	2a	560	G
32	2a	561	G
32	2a	580	C
32	2a	614	G
32	2a	634	G
32	2a	636	U
32	2a	637	A

Continued on next page...

Continued from previous page...

Mol	Chain	Res	Type
32	2a	649	A
32	2a	671	A
32	2a	672	G
32	2a	677	G
32	2a	679	A
32	2a	692	C
32	2a	696	A
32	2a	707	U
32	2a	708	G
32	2a	712	A
32	2a	715	G
32	2a	733	C
32	2a	737	A
32	2a	739	G
32	2a	744	G
32	2a	761	A
32	2a	772	U
32	2a	777	U
32	2a	778	A
32	2a	799	A
32	2a	800	A
32	2a	801	C
32	2a	805	G
32	2a	812	A
32	2a	813	G
32	2a	820	G
32	2a	822	G
32	2a	823	U
32	2a	824	C
32	2a	825	U
32	2a	826	C
32	2a	828	U
32	2a	837	A
32	2a	850	A
32	2a	852	G
32	2a	880	G
32	2a	892	A
32	2a	893	A
32	2a	898	U
32	2a	904	G
32	2a	905	G
32	2a	908	C

Continued on next page...

Continued from previous page...

Mol	Chain	Res	Type
32	2a	909	C
32	2a	912	C
32	2a	913	A
32	2a	920	G
32	2a	939	U
32	2a	944	G
32	2a	946	A
32	2a	947	A
32	2a	949	G
32	2a	952	A
32	2a	953	A
32	2a	954	G
32	2a	955	A
32	2a	966	G
32	2a	967	C
32	2a	970	U
32	2a	971	G
32	2a	977	C
32	2a	979	A
32	2a	981	G
32	2a	984	A
32	2a	988	G
32	2a	1000	G
32	2a	1001	G
32	2a	1002	G
32	2a	1028	C
32	2a	1029	A
32	2a	1036	G
32	2a	1037	C
32	2a	1038	A
32	2a	1039	U
32	2a	1048	U
32	2a	1049	C
32	2a	1050	A
32	2a	1061	U
32	2a	1064	G
32	2a	1071	G
32	2a	1077	G
32	2a	1078	U
32	2a	1083	C
32	2a	1084	A
32	2a	1096	C

Continued on next page...

Continued from previous page...

Mol	Chain	Res	Type
32	2a	1100	G
32	2a	1101	C
32	2a	1105	U
32	2a	1107	G
32	2a	1110	G
32	2a	1112	C
32	2a	1113	A
32	2a	1117	G
32	2a	1118	U
32	2a	1119	U
32	2a	1120	C
32	2a	1121	G
32	2a	1122	G
32	2a	1123	C
32	2a	1129	A
32	2a	1140	A
32	2a	1141	C
32	2a	1142	U
32	2a	1149	G
32	2a	1165	A
32	2a	1172	G
32	2a	1178	U
32	2a	1179	G
32	2a	1184	G
32	2a	1191	C
32	2a	1193	U
32	2a	1194	U
32	2a	1196	C
32	2a	1210	C
32	2a	1220	A
32	2a	1222	U
32	2a	1223	G
32	2a	1235	G
32	2a	1236	C
32	2a	1239	U
32	2a	1240	G
32	2a	1242	C
32	2a	1244	C
32	2a	1255	G
32	2a	1260	U
32	2a	1262	A
32	2a	1263	U

Continued on next page...

Continued from previous page...

Mol	Chain	Res	Type
32	2a	1264	C
32	2a	1267	A
32	2a	1268	A
32	2a	1269	A
32	2a	1280	C
32	2a	1281	A
32	2a	1282	G
32	2a	1284	U
32	2a	1285	C
32	2a	1287	G
32	2a	1304	C
32	2a	1305	G
32	2a	1320	G
32	2a	1328	A
32	2a	1329	G
32	2a	1335	G
32	2a	1341	C
32	2a	1342	A
32	2a	1345	C
32	2a	1347	U
32	2a	1351	G
32	2a	1367	C
32	2a	1380	C
32	2a	1381	A
32	2a	1388	G
32	2a	1399	G
32	2a	1402	G
32	2a	1425	G
32	2a	1426	G
32	2a	1427	A
32	2a	1431	U
32	2a	1432	A
32	2a	1433	C
32	2a	1434	G
32	2a	1465	G
32	2a	1475	G
32	2a	1480	A
32	2a	1481	A
32	2a	1482	G
32	2a	1484	U
32	2a	1485	A
32	2a	1495	G

Continued on next page...

Continued from previous page...

Mol	Chain	Res	Type
32	2a	1498	G
32	2a	1507	G
32	2a	1508	G
32	2a	1509	A
32	2a	1510	U
53	2v	15	A
54	2x	6	G
54	2x	8	4SU
54	2x	9	G
54	2x	13	C
54	2x	16	C
54	2x	17	C
54	2x	17(A)	U
54	2x	19	G
54	2x	20	U
54	2x	21	A
54	2x	42	G
54	2x	47	U
54	2x	50	U
54	2x	56	C
54	2x	61	C
54	2x	65	C
54	2x	70	G
54	2x	76	A

All (47) RNA pucker outliers are listed below:

Mol	Chain	Res	Type
1	1A	183	A
1	1A	184	A
1	1A	187	A
1	1A	270	U
1	1A	301	A
1	1A	715	G
1	1A	792	A
1	1A	810	A
1	1A	1002	U
1	1A	1018	G
1	1A	1153	U
1	1A	1220	G
1	1A	1285	U
1	1A	1425	G

Continued on next page...

Continued from previous page...

Mol	Chain	Res	Type
1	1A	1465	U
1	1A	1653	A
1	1A	1709	C
1	1A	2013	G
1	1A	2417	U
1	1A	2433	A
1	1A	2441	A
1	1A	2700	U
1	2A	11	U
1	2A	183	A
1	2A	184	A
1	2A	300	C
1	2A	516	A
1	2A	670	A
1	2A	810	A
1	2A	902	C
1	2A	1047	G
1	2A	1071	U
1	2A	1102	A
1	2A	1114	A
1	2A	1238	A
1	2A	1424	A
1	2A	1465	U
1	2A	1604	A
1	2A	1820	C
1	2A	1934	A
1	2A	2013	G
1	2A	2328	C
1	2A	2353	C
1	2A	2450	A
1	2A	2700	U
2	2B	42	C
2	2B	45	A

5.4 Non-standard residues in protein, DNA, RNA chains

8 non-standard protein/DNA/RNA residues are modelled in this entry.

In the following table, the Counts columns list the number of bonds (or angles) for which Mogul statistics could be retrieved, the number of bonds (or angles) that are observed in the model and the number of bonds (or angles) that are defined in the Chemical Component Dictionary. The Link column lists molecule types, if any, to which the group is linked. The Z score for a bond length (or angle) is the number of standard deviations the observed value is removed from the

expected value. A bond length (or angle) with $|Z| > 2$ is considered an outlier worth inspection. RMSZ is the root-mean-square of all Z scores of the bond lengths (or angles).

Mol	Type	Chain	Res	Link	Bond lengths			Bond angles		
					Counts	RMSZ	# Z > 2	Counts	RMSZ	# Z > 2
54	PSU	1x	55	54,56	18,21,22	1.33	2 (11%)	22,30,33	1.86	3 (13%)
54	5MU	1x	54	54	19,22,23	1.54	5 (26%)	28,32,35	1.82	6 (21%)
54	5MC	2x	32	54	18,22,23	0.98	1 (5%)	26,32,35	1.12	3 (11%)
54	4SU	1x	8	54	18,21,22	2.04	4 (22%)	26,30,33	1.35	4 (15%)
54	5MC	1x	32	54	18,22,23	1.00	2 (11%)	26,32,35	1.23	3 (11%)
54	PSU	2x	55	54	18,21,22	1.35	2 (11%)	22,30,33	1.82	4 (18%)
54	4SU	2x	8	54	18,21,22	1.84	5 (27%)	26,30,33	1.21	3 (11%)
54	5MU	2x	54	54	19,22,23	1.41	5 (26%)	28,32,35	2.03	7 (25%)

In the following table, the Chirals column lists the number of chiral outliers, the number of chiral centers analysed, the number of these observed in the model and the number defined in the Chemical Component Dictionary. Similar counts are reported in the Torsion and Rings columns. '-' means no outliers of that kind were identified.

Mol	Type	Chain	Res	Link	Chirals	Torsions	Rings
54	PSU	1x	55	54,56	-	2/7/25/26	0/2/2/2
54	5MU	1x	54	54	-	0/7/25/26	0/2/2/2
54	5MC	2x	32	54	-	0/7/25/26	0/2/2/2
54	4SU	1x	8	54	-	1/7/25/26	0/2/2/2
54	5MC	1x	32	54	-	0/7/25/26	0/2/2/2
54	PSU	2x	55	54	-	2/7/25/26	0/2/2/2
54	4SU	2x	8	54	-	0/7/25/26	0/2/2/2
54	5MU	2x	54	54	-	0/7/25/26	0/2/2/2

All (26) bond length outliers are listed below:

Mol	Chain	Res	Type	Atoms	Z	Observed(Å)	Ideal(Å)
54	1x	8	4SU	C4-N3	-4.77	1.32	1.37
54	2x	8	4SU	C4-N3	-4.13	1.33	1.37
54	1x	8	4SU	C4-S4	-4.12	1.60	1.68
54	2x	8	4SU	C4-S4	-3.80	1.61	1.68
54	1x	8	4SU	C2-N3	-3.74	1.31	1.38
54	2x	55	PSU	C6-C5	3.66	1.39	1.35
54	1x	55	PSU	C6-C5	3.38	1.39	1.35
54	1x	54	5MU	C6-C5	3.21	1.39	1.34
54	1x	54	5MU	C4-N3	-3.14	1.33	1.38
54	1x	8	4SU	C5-C4	-3.03	1.38	1.42

Continued on next page...

Continued from previous page...

Mol	Chain	Res	Type	Atoms	Z	Observed(Å)	Ideal(Å)
54	2x	32	5MC	C6-C5	2.99	1.39	1.34
54	2x	8	4SU	C5-C4	-2.94	1.38	1.42
54	1x	32	5MC	C6-C5	2.90	1.39	1.34
54	2x	54	5MU	C6-C5	2.80	1.39	1.34
54	2x	54	5MU	C4-N3	-2.47	1.34	1.38
54	2x	54	5MU	C4-C5	2.47	1.48	1.44
54	1x	54	5MU	C2-N1	2.46	1.42	1.38
54	2x	54	5MU	C2-N1	2.39	1.42	1.38
54	1x	54	5MU	C4-C5	2.39	1.48	1.44
54	1x	32	5MC	C6-N1	-2.36	1.34	1.38
54	1x	55	PSU	C4-N3	-2.34	1.34	1.38
54	2x	55	PSU	C4-N3	-2.30	1.34	1.38
54	2x	8	4SU	C2-N3	-2.27	1.33	1.38
54	2x	8	4SU	O2-C2	2.26	1.27	1.23
54	1x	54	5MU	C2-N3	-2.08	1.34	1.38
54	2x	54	5MU	C6-N1	-2.06	1.34	1.38

All (33) bond angle outliers are listed below:

Mol	Chain	Res	Type	Atoms	Z	Observed(°)	Ideal(°)
54	1x	55	PSU	N1-C2-N3	5.74	121.64	115.13
54	2x	55	PSU	N1-C2-N3	5.65	121.53	115.13
54	2x	54	5MU	N3-C2-N1	5.09	121.64	114.89
54	2x	54	5MU	C4-N3-C2	-5.03	120.83	127.35
54	1x	54	5MU	N3-C2-N1	4.83	121.30	114.89
54	1x	54	5MU	C4-N3-C2	-4.37	121.69	127.35
54	1x	32	5MC	C5-C6-N1	-4.20	119.01	123.34
54	2x	54	5MU	C5-C4-N3	4.20	118.89	115.31
54	1x	54	5MU	C5-C4-N3	3.86	118.61	115.31
54	1x	55	PSU	O2-C2-N1	-3.86	118.54	122.79
54	2x	55	PSU	C4-N3-C2	-3.85	120.79	126.34
54	2x	54	5MU	O4-C4-C5	-3.76	120.55	124.90
54	1x	8	4SU	C6-C5-C4	-3.65	116.79	119.95
54	1x	55	PSU	C4-N3-C2	-3.64	121.09	126.34
54	1x	54	5MU	C5-C6-N1	-3.63	119.60	123.34
54	1x	8	4SU	C5-C4-N3	3.36	117.81	114.69
54	2x	8	4SU	C1'-N1-C2	3.26	123.47	117.57
54	2x	32	5MC	C5-C6-N1	-3.16	120.08	123.34
54	2x	55	PSU	O2-C2-N1	-3.01	119.48	122.79
54	2x	8	4SU	C5-C4-N3	2.97	117.45	114.69
54	2x	54	5MU	C5-C6-N1	-2.93	120.33	123.34
54	2x	54	5MU	O2-C2-N1	-2.70	119.20	122.79

Continued on next page...

Continued from previous page...

Mol	Chain	Res	Type	Atoms	Z	Observed(°)	Ideal(°)
54	2x	32	5MC	C5-C4-N3	-2.65	118.81	121.67
54	1x	54	5MU	O4-C4-C5	-2.65	121.83	124.90
54	1x	32	5MC	C5-C4-N3	-2.56	118.92	121.67
54	1x	8	4SU	O2-C2-N1	2.56	126.18	122.79
54	2x	32	5MC	O2-C2-N3	-2.47	118.32	122.33
54	2x	8	4SU	C6-C5-C4	-2.43	117.84	119.95
54	1x	8	4SU	S4-C4-N3	-2.21	118.03	120.21
54	2x	55	PSU	C5-C6-N1	-2.19	118.82	122.11
54	2x	54	5MU	C5M-C5-C4	2.15	121.13	118.77
54	1x	32	5MC	O2-C2-N3	-2.07	118.96	122.33
54	1x	54	5MU	O2-C2-N1	-2.01	120.11	122.79

There are no chirality outliers.

All (5) torsion outliers are listed below:

Mol	Chain	Res	Type	Atoms
54	1x	55	PSU	O4'-C4'-C5'-O5'
54	2x	55	PSU	O4'-C4'-C5'-O5'
54	1x	55	PSU	C3'-C4'-C5'-O5'
54	2x	55	PSU	C3'-C4'-C5'-O5'
54	1x	8	4SU	O4'-C4'-C5'-O5'

There are no ring outliers.

No monomer is involved in short contacts.

5.5 Carbohydrates [i](#)

There are no monosaccharides in this entry.

5.6 Ligand geometry [i](#)

Of 2615 ligands modelled in this entry, 2613 are monoatomic - leaving 2 for Mogul analysis.

In the following table, the Counts columns list the number of bonds (or angles) for which Mogul statistics could be retrieved, the number of bonds (or angles) that are observed in the model and the number of bonds (or angles) that are defined in the Chemical Component Dictionary. The Link column lists molecule types, if any, to which the group is linked. The Z score for a bond length (or angle) is the number of standard deviations the observed value is removed from the expected value. A bond length (or angle) with $|Z| > 2$ is considered an outlier worth inspection. RMSZ is the root-mean-square of all Z scores of the bond lengths (or angles).

Mol	Type	Chain	Res	Link	Bond lengths			Bond angles		
					Counts	RMSZ	# Z > 2	Counts	RMSZ	# Z > 2
58	SF4	1d	501	35	0,12,12	-	-	-		
58	SF4	2d	501	35	0,12,12	-	-	-		

In the following table, the Chirals column lists the number of chiral outliers, the number of chiral centers analysed, the number of these observed in the model and the number defined in the Chemical Component Dictionary. Similar counts are reported in the Torsion and Rings columns. '-' means no outliers of that kind were identified.

Mol	Type	Chain	Res	Link	Chirals	Torsions	Rings
58	SF4	1d	501	35	-	-	0/6/5/5
58	SF4	2d	501	35	-	-	0/6/5/5

There are no bond length outliers.

There are no bond angle outliers.

There are no chirality outliers.

There are no torsion outliers.

There are no ring outliers.

No monomer is involved in short contacts.

5.7 Other polymers [i](#)

There are no such residues in this entry.

5.8 Polymer linkage issues [i](#)

There are no chain breaks in this entry.

6 Fit of model and data i

6.1 Protein, DNA and RNA chains i

In the following table, the column labelled '#RSRZ > 2' contains the number (and percentage) of RSRZ outliers, followed by percent RSRZ outliers for the chain as percentile scores relative to all X-ray entries and entries of similar resolution. The OWAB column contains the minimum, median, 95th percentile and maximum values of the occupancy-weighted average B-factor per residue. The column labelled 'Q < 0.9' lists the number of (and percentage) of residues with an average occupancy less than 0.9.

Mol	Chain	Analysed	<RSRZ>	#RSRZ>2	OWAB(Å ²)	Q<0.9
1	1A	2746/2915 (94%)	-0.22	25 (0%) 84 85	20, 40, 84, 109	0
1	2A	2790/2915 (95%)	-0.56	76 (2%) 54 55	24, 44, 91, 107	0
2	1B	120/121 (99%)	-0.35	0 100 100	34, 63, 78, 92	0
2	2B	120/121 (99%)	-0.13	2 (1%) 70 72	40, 69, 80, 94	0
3	1D	275/276 (99%)	-0.13	0 100 100	19, 39, 57, 76	0
3	2D	275/276 (99%)	-0.24	2 (0%) 87 89	20, 41, 59, 76	0
4	1E	204/206 (99%)	-0.05	0 100 100	19, 42, 63, 80	0
4	2E	204/206 (99%)	-0.15	1 (0%) 91 92	22, 45, 65, 81	0
5	1F	203/210 (96%)	0.02	0 100 100	19, 48, 74, 86	0
5	2F	203/210 (96%)	-0.11	2 (0%) 82 83	22, 52, 76, 88	0
6	1G	181/182 (99%)	0.04	4 (2%) 62 63	53, 69, 81, 95	0
6	2G	181/182 (99%)	0.78	24 (13%) 3 2	58, 72, 83, 96	0
7	1H	174/180 (96%)	0.08	1 (0%) 89 91	45, 63, 75, 85	0
7	2H	174/180 (96%)	1.20	40 (22%) 0 0	53, 68, 78, 86	0
8	1I	146/148 (98%)	0.36	2 (1%) 75 77	48, 74, 83, 89	0
8	2I	146/148 (98%)	0.75	22 (15%) 2 1	50, 75, 83, 87	0
9	1N	140/140 (100%)	-0.02	0 100 100	28, 44, 65, 78	0
9	2N	140/140 (100%)	0.12	3 (2%) 63 65	31, 49, 68, 79	0
10	1O	122/122 (100%)	-0.07	1 (0%) 86 87	30, 42, 61, 66	0
10	2O	122/122 (100%)	-0.26	0 100 100	33, 46, 62, 67	0
11	1P	149/150 (99%)	0.10	0 100 100	21, 53, 74, 86	0
11	2P	149/150 (99%)	0.45	9 (6%) 21 20	24, 56, 75, 84	0
12	1Q	141/141 (100%)	0.17	2 (1%) 75 77	33, 47, 63, 80	0
12	2Q	141/141 (100%)	-0.14	2 (1%) 75 77	36, 51, 66, 79	0

Continued on next page...

Continued from previous page...

Mol	Chain	Analysed	<RSRZ>	#RSRZ>2	OWAB(Å ²)	Q<0.9
13	1R	118/118 (100%)	0.03	0 100 100	27, 38, 54, 60	0
13	2R	118/118 (100%)	-0.21	0 100 100	29, 40, 56, 61	0
14	1S	110/112 (98%)	-0.11	0 100 100	33, 50, 63, 71	0
14	2S	110/112 (98%)	0.95	17 (15%) 2 1	44, 77, 85, 92	0
15	1T	131/146 (89%)	-0.20	1 (0%) 86 87	27, 40, 70, 83	0
15	2T	131/146 (89%)	-0.09	0 100 100	43, 56, 77, 87	0
16	1U	116/118 (98%)	0.08	0 100 100	21, 35, 54, 71	0
16	2U	116/118 (98%)	-0.05	4 (3%) 45 45	28, 41, 59, 72	0
17	1V	101/101 (100%)	-0.08	1 (0%) 82 83	25, 47, 65, 79	0
17	2V	101/101 (100%)	0.25	3 (2%) 50 51	29, 52, 70, 79	0
18	1W	112/113 (99%)	-0.11	1 (0%) 84 85	25, 33, 56, 86	0
18	2W	112/113 (99%)	-0.24	1 (0%) 84 85	27, 37, 57, 88	0
19	1X	95/96 (98%)	0.03	1 (1%) 80 82	30, 45, 65, 77	0
19	2X	95/96 (98%)	0.16	4 (4%) 36 35	34, 49, 67, 78	0
20	1Y	107/110 (97%)	0.16	1 (0%) 84 85	39, 57, 74, 84	0
20	2Y	107/110 (97%)	0.68	11 (10%) 6 5	44, 60, 76, 86	0
21	1Z	186/206 (90%)	-0.10	0 100 100	48, 67, 80, 87	0
21	2Z	186/206 (90%)	0.76	22 (11%) 4 3	53, 70, 81, 89	0
22	10	75/85 (88%)	0.02	0 100 100	28, 45, 60, 67	0
22	20	75/85 (88%)	0.42	5 (6%) 17 16	31, 50, 63, 70	0
23	11	97/98 (98%)	0.04	1 (1%) 82 83	28, 47, 73, 80	0
23	21	97/98 (98%)	0.07	2 (2%) 63 65	31, 49, 73, 79	0
24	12	70/72 (97%)	0.19	0 100 100	43, 55, 69, 78	0
24	22	70/72 (97%)	0.20	3 (4%) 35 33	46, 59, 71, 77	0
25	13	59/60 (98%)	0.05	0 100 100	29, 42, 62, 73	0
25	23	59/60 (98%)	0.78	8 (13%) 3 2	34, 47, 66, 79	0
26	14	69/71 (97%)	0.45	11 (15%) 1 1	60, 81, 93, 96	0
26	24	69/71 (97%)	1.13	14 (20%) 1 0	68, 83, 95, 101	0
27	15	59/60 (98%)	-0.08	1 (1%) 70 72	19, 36, 52, 71	0
27	25	59/60 (98%)	-0.15	1 (1%) 70 72	23, 38, 56, 72	0
28	16	53/54 (98%)	-0.12	0 100 100	37, 48, 65, 69	0

Continued on next page...

Continued from previous page...

Mol	Chain	Analysed	<RSRZ>	#RSRZ>2	OWAB(Å ²)	Q<0.9
28	26	53/54 (98%)	-0.06	0 100 100	38, 51, 61, 69	0
29	17	48/49 (97%)	0.04	1 (2%) 63 65	24, 30, 63, 75	0
29	27	48/49 (97%)	0.09	3 (6%) 20 19	26, 32, 66, 75	0
30	18	64/65 (98%)	0.06	0 100 100	30, 39, 50, 58	0
30	28	64/65 (98%)	0.16	1 (1%) 72 74	33, 42, 54, 59	0
31	19	37/37 (100%)	0.37	1 (2%) 54 55	38, 48, 65, 67	0
31	29	37/37 (100%)	0.51	4 (10%) 5 4	42, 52, 66, 71	0
32	1a	1477/1521 (97%)	-0.24	41 (2%) 53 54	29, 71, 95, 112	0
32	2a	1483/1521 (97%)	-0.12	52 (3%) 44 44	43, 77, 98, 110	0
33	1b	231/256 (90%)	0.68	30 (12%) 3 2	65, 81, 91, 101	0
33	2b	231/256 (90%)	1.09	44 (19%) 1 0	67, 86, 94, 102	0
34	1c	206/239 (86%)	0.67	25 (12%) 4 3	66, 82, 89, 95	0
34	2c	206/239 (86%)	0.99	36 (17%) 1 1	66, 83, 90, 96	0
35	1d	208/209 (99%)	0.39	13 (6%) 20 19	56, 76, 87, 95	0
35	2d	208/209 (99%)	0.25	5 (2%) 59 60	58, 73, 84, 89	0
36	1e	148/162 (91%)	0.02	1 (0%) 87 89	43, 66, 77, 86	0
36	2e	148/162 (91%)	0.15	4 (2%) 54 55	60, 74, 84, 91	0
37	1f	100/101 (99%)	-0.01	1 (1%) 82 83	57, 72, 81, 84	0
37	2f	100/101 (99%)	-0.02	3 (3%) 50 51	61, 74, 82, 87	0
38	1g	155/156 (99%)	0.62	19 (12%) 4 3	60, 74, 89, 97	0
38	2g	155/156 (99%)	1.22	30 (19%) 1 0	70, 83, 91, 96	0
39	1h	137/138 (99%)	0.14	0 100 100	49, 66, 76, 78	0
39	2h	137/138 (99%)	0.62	9 (6%) 18 16	62, 75, 82, 88	0
40	1i	127/128 (99%)	0.96	15 (11%) 4 3	60, 80, 90, 94	0
40	2i	127/128 (99%)	1.82	43 (33%) 0 0	69, 89, 96, 102	0
41	1j	97/105 (92%)	1.13	23 (23%) 0 0	61, 85, 93, 97	0
41	2j	96/105 (91%)	1.54	33 (34%) 0 0	76, 89, 97, 102	0
42	1k	114/129 (88%)	0.07	2 (1%) 68 70	40, 67, 79, 92	0
42	2k	114/129 (88%)	0.49	7 (6%) 21 20	52, 76, 85, 90	0
43	1l	122/132 (92%)	0.06	1 (0%) 86 87	42, 62, 72, 81	0
43	2l	122/132 (92%)	0.17	3 (2%) 57 59	55, 67, 77, 83	0

Continued on next page...

Continued from previous page...

Mol	Chain	Analysed	<RSRZ>	#RSRZ>2	OWAB(Å ²)	Q<0.9
44	1m	118/126 (93%)	0.33	4 (3%) 45 45	66, 79, 85, 91	0
44	2m	116/126 (92%)	0.93	21 (18%) 1 1	69, 81, 87, 92	0
45	1n	60/61 (98%)	0.79	8 (13%) 3 2	69, 81, 86, 92	0
45	2n	60/61 (98%)	1.66	22 (36%) 0 0	71, 82, 87, 92	0
46	1o	88/89 (98%)	0.25	3 (3%) 45 45	47, 64, 78, 85	0
46	2o	88/89 (98%)	0.48	6 (6%) 17 15	59, 71, 82, 89	0
47	1p	82/88 (93%)	0.86	9 (10%) 5 4	61, 77, 87, 92	0
47	2p	82/88 (93%)	0.57	4 (4%) 29 28	60, 70, 82, 89	0
48	1q	99/105 (94%)	0.25	2 (2%) 65 67	45, 65, 76, 78	0
48	2q	99/105 (94%)	0.40	7 (7%) 16 14	53, 71, 80, 86	0
49	1r	68/88 (77%)	0.57	7 (10%) 6 5	53, 68, 81, 87	0
49	2r	68/88 (77%)	1.04	14 (20%) 1 0	62, 74, 82, 90	0
50	1s	84/93 (90%)	0.88	12 (14%) 2 1	66, 80, 91, 94	0
50	2s	83/93 (89%)	2.17	44 (53%) 0 0	77, 90, 98, 104	0
51	1t	96/106 (90%)	0.65	7 (7%) 15 13	56, 73, 82, 88	0
51	2t	96/106 (90%)	0.56	5 (5%) 27 25	55, 72, 82, 86	0
52	1u	23/27 (85%)	0.83	2 (8%) 10 8	69, 75, 80, 81	0
52	2u	23/27 (85%)	1.79	10 (43%) 0 0	68, 78, 82, 82	0
53	1v	5/24 (20%)	0.43	0 100 100	61, 64, 86, 94	0
53	2v	5/24 (20%)	1.58	2 (40%) 0 0	65, 67, 86, 94	0
54	1x	72/77 (93%)	-0.23	1 (1%) 75 77	37, 67, 85, 95	0
54	2x	72/77 (93%)	0.14	1 (1%) 75 77	39, 71, 87, 97	0
55	1z	16/20 (80%)	0.69	1 (6%) 20 19	30, 49, 74, 79	0
55	2z	16/20 (80%)	0.87	4 (25%) 0 0	32, 52, 76, 77	0
All	All	20528/21484 (95%)	0.06	977 (4%) 30 28	19, 61, 90, 112	0

All (977) RSRZ outliers are listed below:

Mol	Chain	Res	Type	RSRZ
32	1a	980	G	9.3
38	2g	83	ALA	8.4
32	1a	981	G	8.2
40	2i	15	ALA	7.7
32	2a	980	G	7.7

Continued on next page...

Continued from previous page...

Mol	Chain	Res	Type	RSRZ
32	2a	981	G	7.5
32	2a	979	A	7.4
32	1a	979	A	7.3
38	2g	82	GLY	7.0
1	2A	2812	G	6.8
34	2c	155	GLY	6.6
38	1g	79	ARG	6.4
50	2s	12	ASP	6.2
40	2i	21	PRO	6.2
38	2g	78	ARG	6.1
38	2g	156	TRP	6.0
7	2H	111	HIS	5.9
40	2i	61	ALA	5.9
26	24	45	GLY	5.9
1	2A	2813	C	5.8
6	2G	19	LEU	5.8
34	2c	189	ALA	5.8
32	2a	1510	U	5.7
32	1a	211	U	5.7
32	1a	982	G	5.7
38	1g	78	ARG	5.7
38	1g	156	TRP	5.6
40	2i	9	ARG	5.6
20	2Y	1	MET	5.6
32	1a	978	U	5.6
26	24	68	ARG	5.5
20	1Y	1	MET	5.5
50	2s	80	TYR	5.5
40	2i	30	GLY	5.5
45	2n	25	VAL	5.4
33	1b	227	GLY	5.4
38	1g	80	VAL	5.4
40	2i	66	ARG	5.3
1	1A	2815	G	5.3
41	1j	85	LEU	5.3
38	2g	80	VAL	5.2
1	2A	1128	U	5.2
33	2b	131	PRO	5.1
40	2i	36	TYR	5.1
40	1i	15	ALA	5.1
1	1A	1554	C	5.0
50	2s	24	ALA	5.0

Continued on next page...

Continued from previous page...

Mol	Chain	Res	Type	RSRZ
50	2s	31	ILE	5.0
32	1a	1023	U	5.0
41	2j	26	ALA	4.9
32	2a	1509	A	4.9
38	2g	84	ASN	4.9
40	2i	7	THR	4.9
34	2c	186	PHE	4.9
38	2g	79	ARG	4.9
34	2c	145	GLY	4.9
1	2A	2805	G	4.8
50	2s	20	LEU	4.8
40	2i	62	TYR	4.8
7	2H	101	ARG	4.7
7	2H	112	PRO	4.7
41	1j	98	ILE	4.7
50	2s	49	ILE	4.7
7	2H	95	ARG	4.7
41	2j	72	VAL	4.7
38	1g	84	ASN	4.6
40	2i	76	ALA	4.6
1	2A	678	A	4.6
38	1g	81	GLY	4.6
32	2a	1239	U	4.6
44	2m	78	ILE	4.6
41	2j	6	ILE	4.6
40	2i	20	ARG	4.5
52	2u	14	TRP	4.5
34	2c	39	ILE	4.5
1	2A	2815	G	4.5
38	1g	83	ALA	4.5
7	2H	103	LEU	4.5
1	2A	1091	A	4.5
26	24	67	TYR	4.5
32	2a	982	G	4.5
1	2A	2904	C	4.5
26	24	49	PHE	4.4
1	2A	2811	A	4.4
14	2S	34	HIS	4.4
51	1t	55	ILE	4.4
50	2s	41	VAL	4.4
50	1s	40	ILE	4.4
6	2G	48	GLU	4.4

Continued on next page...

Continued from previous page...

Mol	Chain	Res	Type	RSRZ
1	2A	2816	G	4.3
50	2s	8	GLY	4.3
1	1A	2813	C	4.3
1	2A	1149	C	4.3
33	2b	70	PHE	4.3
41	2j	18	ALA	4.3
49	2r	46	GLU	4.3
32	2a	1024	A	4.3
32	2a	1268	A	4.3
49	2r	66	LEU	4.2
1	2A	1130	A	4.2
21	2Z	5	LEU	4.2
51	1t	69	GLY	4.2
32	2a	1025	G	4.2
7	2H	102	ALA	4.2
38	2g	154	TYR	4.2
12	1Q	59	ARG	4.2
44	1m	2	ALA	4.2
34	2c	124	ILE	4.2
55	2z	16	ILE	4.2
33	2b	187	LEU	4.2
34	2c	159	GLY	4.2
32	2a	1000	G	4.2
33	2b	152	PHE	4.2
33	1b	228	GLY	4.2
34	2c	13	GLY	4.2
40	1i	19	LEU	4.2
41	2j	75	ILE	4.1
14	2S	58	LEU	4.1
38	2g	16	LEU	4.1
45	2n	39	LEU	4.1
39	2h	96	GLY	4.1
1	1A	2905	U	4.1
44	2m	95	GLY	4.1
1	2A	1132	G	4.1
7	2H	114	VAL	4.1
1	2A	2814	C	4.0
33	2b	165	VAL	4.0
53	2v	14	A	4.0
29	17	48	LYS	4.0
40	2i	5	TYR	4.0
33	2b	101	MET	4.0

Continued on next page...

Continued from previous page...

Mol	Chain	Res	Type	RSRZ
40	1i	106	ALA	4.0
49	1r	24	ALA	4.0
38	2g	81	GLY	4.0
1	2A	217	A	4.0
33	2b	31	TYR	4.0
44	2m	75	ALA	4.0
32	1a	1024	A	3.9
36	1e	22	GLY	3.9
34	2c	154	SER	3.9
38	1g	153	HIS	3.9
47	1p	39	TYR	3.9
46	1o	20	GLY	3.9
47	1p	19	ILE	3.9
34	2c	180	ALA	3.9
49	2r	85	LEU	3.9
1	2A	1129	A	3.9
50	2s	76	PRO	3.9
40	1i	33	PHE	3.9
50	2s	11	VAL	3.9
41	2j	85	LEU	3.9
22	20	76	GLY	3.9
1	1A	2814	C	3.9
7	2H	115	VAL	3.8
50	2s	42	PRO	3.8
19	2X	68	ARG	3.8
6	2G	86	MET	3.8
47	2p	19	ILE	3.8
1	1A	1220	G	3.8
25	23	60	GLU	3.8
1	1A	2206	C	3.8
1	2A	1131	A	3.8
41	1j	18	ALA	3.8
21	2Z	96	VAL	3.8
40	2i	67	GLY	3.8
26	24	66	SER	3.8
50	2s	16	LEU	3.7
33	2b	232	PRO	3.7
50	2s	53	ASN	3.7
1	2A	1554	C	3.7
21	2Z	64	GLY	3.7
39	2h	122	ARG	3.7
40	2i	8	GLY	3.7

Continued on next page...

Continued from previous page...

Mol	Chain	Res	Type	RSRZ
40	2i	99	LEU	3.7
33	2b	197	VAL	3.7
33	2b	97	TRP	3.7
41	2j	63	PHE	3.7
34	1c	193	TYR	3.7
33	1b	124	SER	3.7
26	14	57	GLU	3.7
32	1a	977	C	3.7
33	1b	136	VAL	3.6
35	2d	146	ILE	3.6
32	1a	1022	C	3.6
32	2a	1021	C	3.6
41	1j	10	GLY	3.6
40	1i	90	PRO	3.6
1	1A	1098	C	3.6
19	2X	92	LEU	3.6
38	1g	82	GLY	3.6
45	2n	8	GLU	3.6
52	2u	6	ARG	3.6
6	2G	25	TYR	3.6
34	1c	207	VAL	3.6
50	2s	52	TYR	3.6
33	2b	227	GLY	3.6
14	2S	12	PHE	3.6
7	2H	106	THR	3.6
7	2H	97	ARG	3.5
33	2b	37	ASN	3.6
41	2j	20	ALA	3.5
33	2b	93	VAL	3.5
32	2a	1265	G	3.5
34	1c	78	GLY	3.5
1	2A	2902	G	3.5
45	2n	49	HIS	3.5
1	2A	2806	C	3.5
11	2P	91	PHE	3.5
32	1a	1120	C	3.5
1	1A	2904	C	3.5
42	2k	13	GLN	3.5
1	1A	2811	A	3.5
32	2a	978	U	3.5
32	2a	985	C	3.5
31	29	13	LYS	3.4

Continued on next page...

Continued from previous page...

Mol	Chain	Res	Type	RSRZ
33	2b	132	LYS	3.4
1	2A	1135	U	3.4
1	2A	2121	G	3.4
41	1j	4	ILE	3.4
33	1b	28	PHE	3.4
7	2H	166	GLY	3.4
38	2g	85	TYR	3.4
40	2i	79	LEU	3.4
32	1a	999	U	3.4
40	2i	14	VAL	3.4
45	2n	37	PHE	3.4
41	2j	74	ILE	3.4
50	2s	40	ILE	3.4
6	1G	51	ARG	3.4
7	2H	105	LEU	3.4
8	2I	77	LEU	3.4
50	2s	6	LYS	3.4
27	25	60	VAL	3.4
14	2S	20	ARG	3.4
1	1A	2205	G	3.4
14	2S	54	LEU	3.4
50	2s	45	VAL	3.4
54	2x	47	U	3.4
32	2a	1026	C	3.4
31	29	16	VAL	3.4
44	2m	60	VAL	3.4
32	2a	707	U	3.3
32	2a	986	C	3.3
45	2n	38	GLY	3.3
33	2b	162	ILE	3.3
50	2s	50	ALA	3.3
40	1i	102	LEU	3.3
45	1n	15	LYS	3.3
1	1A	2805	G	3.3
32	1a	1121	G	3.3
45	2n	34	TYR	3.3
41	1j	97	GLU	3.3
32	1a	212	G	3.3
33	2b	201	ILE	3.3
36	2e	109	ILE	3.3
32	1a	1026	C	3.3
44	2m	6	GLY	3.3

Continued on next page...

Continued from previous page...

Mol	Chain	Res	Type	RSRZ
34	2c	87	LEU	3.3
7	2H	113	VAL	3.3
46	1o	87	ILE	3.3
7	2H	13	LYS	3.3
26	14	50	VAL	3.2
32	2a	1022	C	3.2
1	2A	1127	U	3.2
1	2A	2905	U	3.2
32	2a	999	U	3.2
49	2r	58	LEU	3.2
35	1d	175	SER	3.2
1	2A	1089	G	3.2
41	2j	68	HIS	3.2
40	2i	88	TYR	3.2
41	1j	6	ILE	3.2
38	2g	86	GLN	3.2
55	2z	14	ARG	3.2
40	2i	45	ALA	3.2
1	1A	2806	C	3.2
26	14	59	PHE	3.2
40	2i	37	PHE	3.2
49	2r	24	ALA	3.2
1	2A	2206	C	3.2
32	2a	998	C	3.2
33	2b	122	PHE	3.2
33	2b	29	ALA	3.2
7	2H	48	GLY	3.2
40	2i	6	GLY	3.2
50	2s	23	ASN	3.2
50	2s	26	GLY	3.2
52	2u	16	GLY	3.2
1	2A	1106	U	3.1
32	1a	825	U	3.1
34	2c	143	GLU	3.1
40	2i	33	PHE	3.1
31	29	37	GLY	3.1
34	1c	80	GLY	3.1
1	2A	1134	G	3.1
32	1a	1000	G	3.1
32	2a	212	G	3.1
20	2Y	51	VAL	3.1
32	1a	707	U	3.1

Continued on next page...

Continued from previous page...

Mol	Chain	Res	Type	RSRZ
32	2a	983	A	3.1
38	2g	2	ALA	3.1
7	2H	88	LEU	3.1
6	2G	17	PRO	3.1
21	2Z	62	PRO	3.1
26	24	52	THR	3.1
49	2r	43	PHE	3.1
33	1b	36	ARG	3.1
34	1c	206	GLU	3.1
35	1d	170	VAL	3.1
39	2h	95	VAL	3.1
1	2A	1104	G	3.1
22	20	75	LEU	3.1
34	1c	87	LEU	3.1
34	2c	146	ALA	3.1
44	2m	42	ALA	3.1
32	1a	72	C	3.1
32	1a	87	C	3.1
32	2a	984	A	3.1
7	2H	107	VAL	3.1
32	2a	1001	G	3.1
26	24	44	THR	3.1
33	1b	41	ILE	3.1
38	2g	155	ARG	3.1
32	1a	1025	G	3.1
33	2b	133	LYS	3.1
23	2l	22	GLY	3.1
8	2I	107	VAL	3.1
1	2A	1105	U	3.0
7	2H	123	PHE	3.0
26	14	55	ARG	3.0
33	1b	114	ARG	3.0
41	2j	27	ALA	3.0
1	2A	680	C	3.0
1	2A	946	A	3.0
39	2h	128	GLY	3.0
8	2I	11	ASN	3.0
20	2Y	5	MET	3.0
33	2b	150	SER	3.0
1	1A	2209	C	3.0
1	2A	669	C	3.0
45	2n	47	LEU	3.0

Continued on next page...

Continued from previous page...

Mol	Chain	Res	Type	RSRZ
50	2s	43	GLU	3.0
34	1c	201	TYR	3.0
1	2A	2125	G	3.0
47	1p	21	VAL	3.0
7	2H	96	ALA	3.0
29	27	48	LYS	3.0
45	2n	30	ALA	3.0
49	2r	57	GLY	3.0
34	1c	65	ALA	3.0
12	1Q	60	ARG	3.0
50	2s	71	LEU	3.0
11	2P	93	GLY	3.0
44	2m	76	ALA	3.0
1	1A	2812	G	2.9
33	1b	132	LYS	2.9
8	2I	14	ASP	2.9
6	2G	152	LEU	2.9
33	1b	187	LEU	2.9
38	1g	17	VAL	2.9
39	2h	131	GLY	2.9
52	1u	15	ARG	2.9
33	1b	222	ILE	2.9
1	2A	2903	U	2.9
26	14	66	SER	2.9
1	2A	697	G	2.9
20	2Y	41	GLY	2.9
29	27	47	ARG	2.9
38	2g	151	TYR	2.9
40	2i	27	THR	2.9
50	2s	48	THR	2.9
49	2r	23	LYS	2.9
33	2b	123	ALA	2.9
34	1c	81	GLY	2.9
52	2u	15	ARG	2.9
33	1b	101	MET	2.9
33	2b	118	LEU	2.9
1	2A	2804	G	2.9
32	1a	1239	U	2.9
32	2a	1266	C	2.9
35	2d	148	VAL	2.9
7	2H	128	PRO	2.9
1	1A	2804	G	2.9

Continued on next page...

Continued from previous page...

Mol	Chain	Res	Type	RSRZ
35	1d	180	GLY	2.9
20	2Y	90	LEU	2.9
41	2j	87	THR	2.9
33	1b	62	ALA	2.9
33	2b	88	ALA	2.9
32	1a	985	C	2.9
16	2U	88	ILE	2.9
50	2s	38	SER	2.9
6	2G	139	LEU	2.9
52	2u	17	THR	2.9
7	2H	94	TYR	2.9
55	2z	15	PRO	2.9
1	1A	1149	C	2.9
19	2X	67	GLY	2.9
14	2S	31	SER	2.9
34	1c	39	ILE	2.9
34	2c	77	ILE	2.9
47	2p	36	ILE	2.9
41	2j	71	LEU	2.9
1	1A	2208	G	2.9
44	2m	102	ARG	2.9
41	2j	38	ILE	2.8
32	1a	208	C	2.8
38	2g	62	PHE	2.8
45	1n	13	THR	2.8
6	2G	138	GLN	2.8
34	2c	167	TRP	2.8
32	1a	209	U	2.8
32	1a	1027	A	2.8
22	20	69	PHE	2.8
1	1A	695	C	2.8
33	1b	207	ALA	2.8
33	2b	177	ALA	2.8
34	1c	2	GLY	2.8
34	1c	184	TYR	2.8
44	2m	64	TRP	2.8
40	2i	91	ASP	2.8
26	24	63	TYR	2.8
41	1j	71	LEU	2.8
50	2s	64	GLU	2.8
11	2P	122	PRO	2.8
25	23	47	VAL	2.8

Continued on next page...

Continued from previous page...

Mol	Chain	Res	Type	RSRZ
8	2I	86	THR	2.8
50	2s	59	PRO	2.8
52	2u	22	ARG	2.8
14	2S	53	SER	2.8
32	1a	983	A	2.8
38	2g	18	TYR	2.8
40	2i	92	TYR	2.8
1	2A	934	C	2.8
32	2a	1132	C	2.8
50	2s	30	LEU	2.8
45	1n	2	ALA	2.8
45	2n	48	ALA	2.8
41	2j	19	SER	2.8
40	2i	105	ASP	2.8
1	2A	2901	G	2.8
32	2a	1002	G	2.8
47	1p	33	ILE	2.8
33	2b	228	GLY	2.8
45	2n	29	ARG	2.8
49	1r	25	THR	2.8
6	2G	42	GLY	2.7
8	2I	13	GLY	2.7
25	23	26	LEU	2.7
49	1r	31	LEU	2.7
35	1d	126	ILE	2.7
44	1m	94	ARG	2.7
32	2a	88	C	2.7
50	2s	13	ASP	2.7
45	1n	16	PHE	2.7
7	2H	131	VAL	2.7
40	1i	98	PRO	2.7
44	2m	7	VAL	2.7
1	1A	934	C	2.7
45	2n	11	LYS	2.7
6	2G	39	ILE	2.7
18	2W	111	HIS	2.7
14	2S	29	PHE	2.7
20	2Y	106	LEU	2.7
19	2X	69	TYR	2.7
49	2r	56	THR	2.7
26	24	56	VAL	2.7
34	2c	190	ARG	2.7

Continued on next page...

Continued from previous page...

Mol	Chain	Res	Type	RSRZ
6	2G	26	GLN	2.7
33	1b	122	PHE	2.7
50	2s	15	LEU	2.7
1	2A	2900	A	2.7
32	1a	1268	A	2.7
40	1i	30	GLY	2.7
22	20	45	PHE	2.7
40	1i	47	LEU	2.7
41	1j	38	ILE	2.7
6	2G	142	PRO	2.7
34	1c	205	GLY	2.7
52	2u	11	GLY	2.7
1	2A	1136	G	2.7
51	1t	13	LEU	2.7
34	2c	182	ILE	2.7
38	2g	5	ARG	2.7
41	1j	5	ARG	2.7
7	2H	29	PRO	2.6
41	1j	77	PRO	2.6
32	2a	1023	U	2.6
44	2m	72	ALA	2.6
4	2E	1	MET	2.6
39	2h	127	LEU	2.6
45	2n	16	PHE	2.6
50	1s	64	GLU	2.6
6	2G	136	ARG	2.6
7	2H	6	ARG	2.6
6	2G	129	GLY	2.6
35	1d	124	GLY	2.6
35	1d	167	GLY	2.6
40	2i	26	VAL	2.6
33	1b	63	MET	2.6
38	1g	85	TYR	2.6
34	1c	100	ALA	2.6
20	2Y	91	GLU	2.6
51	1t	14	LYS	2.6
33	2b	105	PHE	2.6
38	1g	56	GLN	2.6
26	14	52	THR	2.6
6	1G	48	GLU	2.6
33	1b	125	PRO	2.6
38	2g	113	GLU	2.6

Continued on next page...

Continued from previous page...

Mol	Chain	Res	Type	RSRZ
42	2k	14	VAL	2.6
35	1d	110	PHE	2.6
32	2a	977	C	2.6
46	2o	6	GLU	2.6
21	2Z	24	LEU	2.6
33	1b	215	LEU	2.6
30	28	21	LYS	2.6
1	2A	1071	U	2.6
7	1H	2	SER	2.6
32	1a	86	U	2.6
14	2S	40	ILE	2.6
33	1b	15	VAL	2.6
21	2Z	6	LYS	2.6
49	1r	26	LEU	2.6
33	1b	128	GLU	2.6
34	2c	2	GLY	2.6
42	2k	90	GLY	2.6
2	2B	118	G	2.6
32	2a	211	U	2.6
32	2a	825	U	2.6
46	1o	88	ARG	2.6
1	2A	33	C	2.6
50	2s	60	VAL	2.6
33	1b	129	GLU	2.6
52	2u	5	ASP	2.6
1	2A	5	A	2.6
26	24	62	ARG	2.6
34	2c	57	ILE	2.5
40	1i	31	GLN	2.5
32	2a	1114	G	2.5
38	1g	151	TYR	2.5
8	2I	20	ASP	2.5
20	2Y	42	VAL	2.5
21	2Z	125	LEU	2.5
40	1i	26	VAL	2.5
40	2i	28	VAL	2.5
5	2F	15	SER	2.5
41	1j	96	ILE	2.5
50	2s	47	HIS	2.5
40	2i	72	GLY	2.5
48	2q	8	GLY	2.5
48	2q	74	LEU	2.5

Continued on next page...

Continued from previous page...

Mol	Chain	Res	Type	RSRZ
1	1A	2207	G	2.5
1	2A	2122	G	2.5
33	2b	218	ALA	2.5
8	2I	19	VAL	2.5
32	2a	1257	A	2.5
33	2b	92	TYR	2.5
45	2n	12	ARG	2.5
50	1s	19	VAL	2.5
50	1s	26	GLY	2.5
26	14	49	PHE	2.5
41	2j	86	MET	2.5
14	2S	57	LYS	2.5
40	2i	115	GLY	2.5
26	24	32	TYR	2.5
29	27	46	VAL	2.5
41	1j	40	LEU	2.5
48	2q	98	LEU	2.5
44	2m	40	ASN	2.5
1	2A	1088	C	2.5
8	2I	100	ALA	2.5
11	2P	127	ALA	2.5
46	2o	87	ILE	2.5
50	1s	39	THR	2.5
32	2a	79	G	2.5
32	2a	997	C	2.5
41	2j	16	LEU	2.5
47	2p	59	TRP	2.5
21	2Z	175	VAL	2.5
43	2l	18	VAL	2.5
48	2q	9	VAL	2.5
24	22	1	MET	2.5
32	1a	984	A	2.5
32	1a	1432	A	2.5
7	2H	82	GLY	2.5
33	2b	62	ALA	2.5
44	1m	4	ILE	2.5
23	11	98	LEU	2.5
44	2m	66	LEU	2.5
49	1r	78	LEU	2.5
1	2A	10	G	2.5
43	1l	64	TYR	2.5
1	1A	1150	U	2.5

Continued on next page...

Continued from previous page...

Mol	Chain	Res	Type	RSRZ
41	2j	41	PRO	2.5
55	2z	12	PRO	2.5
44	2m	92	HIS	2.5
8	2I	12	LEU	2.5
8	2I	72	LEU	2.5
16	2U	85	LYS	2.5
34	2c	196	LEU	2.5
6	2G	28	VAL	2.5
14	2S	85	VAL	2.5
38	2g	118	VAL	2.5
41	1j	72	VAL	2.5
41	2j	5	ARG	2.5
26	14	65	ASP	2.5
1	2A	8	U	2.4
6	2G	44	GLY	2.4
33	2b	134	GLU	2.4
39	2h	106	GLY	2.4
7	2H	21	PRO	2.4
7	2H	89	ILE	2.4
7	2H	92	ILE	2.4
8	2I	3	VAL	2.4
14	2S	46	VAL	2.4
42	2k	16	SER	2.4
20	2Y	55	TYR	2.4
1	2A	1120	C	2.4
32	1a	88	C	2.4
40	2i	127	LYS	2.4
1	2A	679	G	2.4
32	1a	77	G	2.4
40	2i	55	ALA	2.4
8	1I	35	LEU	2.4
33	2b	222	ILE	2.4
7	2H	169	VAL	2.4
48	1q	78	GLU	2.4
38	1g	55	GLY	2.4
40	2i	22	GLY	2.4
9	2N	91	LEU	2.4
34	2c	164	ARG	2.4
41	2j	98	ILE	2.4
44	2m	80	ARG	2.4
52	2u	13	ILE	2.4
1	2A	1112	A	2.4

Continued on next page...

Continued from previous page...

Mol	Chain	Res	Type	RSRZ
55	1z	13	PRO	2.4
6	1G	50	ALA	2.4
34	2c	160	ALA	2.4
47	1p	57	ARG	2.4
47	2p	7	ALA	2.4
1	2A	300	C	2.4
40	2i	77	ILE	2.4
45	2n	4	LYS	2.4
21	2Z	65	GLN	2.4
34	1c	148	GLY	2.4
34	2c	179	ARG	2.4
41	1j	91	PRO	2.4
9	2N	57	ALA	2.4
33	2b	188	ALA	2.4
39	2h	99	GLU	2.4
44	1m	56	LEU	2.4
44	2m	103	THR	2.4
23	2l	2	SER	2.4
38	1g	77	SER	2.4
21	2Z	140	ASP	2.4
25	23	59	VAL	2.4
48	1q	73	VAL	2.4
22	20	11	ARG	2.4
35	2d	4	TYR	2.4
40	2i	93	ARG	2.4
42	2k	75	TYR	2.4
7	2H	116	GLU	2.4
1	2A	1101	G	2.4
10	1O	91	LEU	2.4
25	23	25	ALA	2.4
33	2b	34	ALA	2.4
35	1d	157	LEU	2.4
52	1u	17	THR	2.4
6	2G	49	ASP	2.4
33	1b	214	ILE	2.4
38	2g	75	VAL	2.4
11	2P	123	LEU	2.4
14	2S	101	LEU	2.4
32	2a	988	G	2.4
33	2b	41	ILE	2.4
48	2q	100	LYS	2.4
7	2H	76	VAL	2.4

Continued on next page...

Continued from previous page...

Mol	Chain	Res	Type	RSRZ
40	1i	28	VAL	2.4
6	2G	29	TRP	2.4
52	2u	10	ARG	2.4
1	2A	2817	U	2.3
33	1b	31	TYR	2.3
33	1b	48	MET	2.3
40	2i	125	TYR	2.3
50	2s	66	MET	2.3
38	2g	132	GLY	2.3
50	2s	3	ARG	2.3
34	2c	66	VAL	2.3
32	2a	976	G	2.3
32	2a	209	U	2.3
11	2P	134	ALA	2.3
33	2b	115	LEU	2.3
41	2j	8	LEU	2.3
26	14	53	GLU	2.3
50	2s	79	THR	2.3
34	1c	98	ASN	2.3
50	2s	29	ARG	2.3
33	1b	201	ILE	2.3
8	2I	58	LEU	2.3
19	1X	94	GLY	2.3
32	1a	1002	G	2.3
35	1d	23	GLY	2.3
41	2j	35	SER	2.3
45	2n	53	LEU	2.3
49	2r	25	THR	2.3
51	1t	17	ARG	2.3
51	2t	25	ARG	2.3
32	2a	87	C	2.3
45	1n	7	ILE	2.3
27	15	60	VAL	2.3
48	2q	10	VAL	2.3
20	2Y	6	HIS	2.3
50	2s	5	LEU	2.3
51	2t	49	ALA	2.3
54	1x	47	U	2.3
32	2a	1237	G	2.3
34	2c	4	LYS	2.3
34	2c	198	VAL	2.3
41	2j	34	VAL	2.3

Continued on next page...

Continued from previous page...

Mol	Chain	Res	Type	RSRZ
51	2t	88	VAL	2.3
1	2A	1553	A	2.3
26	24	57	GLU	2.3
35	1d	165	MET	2.3
38	2g	73	MET	2.3
41	1j	62	HIS	2.3
3	2D	275	LYS	2.3
7	2H	99	VAL	2.3
8	2I	81	VAL	2.3
34	2c	64	VAL	2.3
37	2f	95	GLU	2.3
1	2A	2330	G	2.3
2	2B	119	G	2.3
35	2d	47	ARG	2.3
32	1a	1509	A	2.3
32	2a	1432	A	2.3
34	1c	91	LEU	2.3
49	2r	47	THR	2.3
7	2H	44	VAL	2.3
11	2P	102	ARG	2.3
38	2g	141	VAL	2.3
50	1s	29	ARG	2.3
7	2H	30	LYS	2.3
45	1n	17	LYS	2.3
50	2s	70	LYS	2.3
21	2Z	142	SER	2.3
33	1b	232	PRO	2.3
1	2A	1124	C	2.3
21	2Z	7	ALA	2.3
32	1a	986	C	2.3
11	2P	92	GLU	2.3
45	2n	13	THR	2.3
1	2A	1090	A	2.3
32	2a	1227	A	2.3
33	2b	229	VAL	2.3
36	2e	148	VAL	2.3
39	2h	61	VAL	2.3
41	1j	73	ASP	2.3
33	1b	188	ALA	2.2
36	2e	94	ALA	2.2
32	1a	213	C	2.2
32	2a	1148	C	2.2

Continued on next page...

Continued from previous page...

Mol	Chain	Res	Type	RSRZ
38	1g	3	ARG	2.2
1	2A	933	A	2.2
7	2H	148	ILE	2.2
8	2I	79	ILE	2.2
50	1s	56	GLN	2.2
7	2H	165	ALA	2.2
35	2d	164	ALA	2.2
40	1i	46	ALA	2.2
45	2n	58	LYS	2.2
47	1p	38	TYR	2.2
8	2I	4	ILE	2.2
21	2Z	146	ILE	2.2
40	2i	80	GLY	2.2
44	2m	73	GLU	2.2
1	1A	936	A	2.2
12	2Q	5	ARG	2.2
50	1s	50	ALA	2.2
38	1g	54	THR	2.2
47	1p	17	TYR	2.2
50	1s	61	TYR	2.2
3	2D	270	ILE	2.2
34	1c	76	VAL	2.2
38	2g	120	ILE	2.2
45	1n	8	GLU	2.2
38	2g	131	LYS	2.2
7	2H	87	LEU	2.2
32	2a	1070	G	2.2
49	1r	54	ARG	2.2
33	1b	123	ALA	2.2
38	2g	152	ALA	2.2
49	2r	62	GLU	2.2
50	2s	67	VAL	2.2
51	2t	41	ILE	2.2
45	2n	31	ARG	2.2
33	1b	131	PRO	2.2
33	2b	142	LEU	2.2
34	1c	42	LEU	2.2
51	1t	72	LEU	2.2
1	2A	1092	G	2.2
8	2I	85	GLU	2.2
14	2S	5	THR	2.2
31	19	12	ASP	2.2

Continued on next page...

Continued from previous page...

Mol	Chain	Res	Type	RSRZ
34	1c	160	ALA	2.2
37	1f	1	MET	2.2
38	2g	54	THR	2.2
47	1p	54	GLU	2.2
11	2P	125	VAL	2.2
14	2S	35	ILE	2.2
40	2i	17	VAL	2.2
40	2i	65	VAL	2.2
47	1p	4	ILE	2.2
34	2c	142	MET	2.2
6	1G	80	PHE	2.2
40	2i	83	ARG	2.2
6	2G	146	TYR	2.2
21	2Z	153	SER	2.2
38	2g	135	VAL	2.2
41	2j	59	SER	2.2
34	1c	204	LEU	2.2
37	2f	89	MET	2.2
44	2m	3	ARG	2.2
45	2n	35	ARG	2.2
1	2A	931	C	2.2
14	2S	83	LYS	2.1
31	29	15	LYS	2.1
17	2V	5	VAL	2.1
21	2Z	155	LEU	2.1
32	2a	1139	G	2.1
41	2j	89	ASP	2.1
1	2A	677	A	2.1
1	2A	1148	A	2.1
21	2Z	164	ALA	2.1
35	1d	166	LYS	2.1
50	2s	25	LYS	2.1
6	2G	35	GLU	2.1
41	1j	11	PHE	2.1
7	2H	56	SER	2.1
26	14	56	VAL	2.1
41	2j	24	VAL	2.1
33	2b	69	LEU	2.1
44	2m	48	LEU	2.1
1	2A	9	G	2.1
41	2j	99	LYS	2.1
1	2A	1102	A	2.1

Continued on next page...

Continued from previous page...

Mol	Chain	Res	Type	RSRZ
50	2s	63	THR	2.1
34	1c	203	PHE	2.1
45	2n	36	PHE	2.1
33	2b	230	VAL	2.1
38	1g	42	ILE	2.1
44	2m	4	ILE	2.1
49	2r	22	VAL	2.1
1	2A	1121	C	2.1
40	2i	117	HIS	2.1
34	1c	166	GLU	2.1
36	2e	20	GLN	2.1
7	2H	109	PHE	2.1
41	2j	30	SER	2.1
49	1r	29	PHE	2.1
32	1a	1256	G	2.1
53	2v	18	G	2.1
6	2G	34	LEU	2.1
7	2H	35	VAL	2.1
21	2Z	150	LEU	2.1
21	2Z	163	LEU	2.1
24	22	6	VAL	2.1
33	2b	51	LEU	2.1
41	1j	8	LEU	2.1
41	1j	90	LEU	2.1
42	1k	98	LEU	2.1
50	1s	72	GLY	2.1
1	2A	1150	U	2.1
32	2a	1231	C	2.1
34	2c	65	ALA	2.1
34	2c	187	ALA	2.1
45	2n	2	ALA	2.1
16	2U	117	GLN	2.1
41	2j	78	ASN	2.1
8	2I	57	ARG	2.1
34	2c	197	GLY	2.1
35	1d	132	ARG	2.1
41	2j	17	ASP	2.1
41	2j	52	GLY	2.1
46	2o	88	ARG	2.1
8	2I	88	ILE	2.1
1	2A	1103	G	2.1
18	1W	111	HIS	2.1

Continued on next page...

Continued from previous page...

Mol	Chain	Res	Type	RSRZ
34	1c	196	LEU	2.1
50	2s	62	ILE	2.1
1	2A	1140	A	2.1
1	2A	1143	A	2.1
1	1A	2204	C	2.1
41	1j	69	ASN	2.1
42	2k	42	TRP	2.1
20	2Y	60	PHE	2.1
41	2j	29	ARG	2.1
51	2t	23	ARG	2.1
5	2F	208	GLY	2.1
16	2U	87	GLY	2.1
46	2o	86	GLY	2.1
25	23	54	VAL	2.1
41	1j	34	VAL	2.1
21	2Z	83	PRO	2.1
43	2l	64	TYR	2.1
32	1a	74	G	2.1
32	2a	78	G	2.1
32	2a	1150	A	2.1
12	2Q	60	ARG	2.1
51	1t	79	ARG	2.1
6	2G	80	PHE	2.1
1	2A	696	C	2.1
17	1V	63	GLY	2.1
26	24	40	HIS	2.1
35	1d	133	VAL	2.1
38	1g	91	VAL	2.1
40	2i	86	VAL	2.1
43	2l	93	LEU	2.1
26	14	67	TYR	2.1
49	2r	54	ARG	2.1
8	1I	117	GLU	2.1
21	2Z	162	GLU	2.1
34	2c	18	TRP	2.1
46	2o	14	GLU	2.1
1	2A	1111	U	2.0
32	2a	1243	A	2.1
25	23	9	VAL	2.0
32	1a	73	C	2.0
32	2a	1244	C	2.0
33	2b	95	GLN	2.0

Continued on next page...

Continued from previous page...

Mol	Chain	Res	Type	RSRZ
50	1s	28	LYS	2.0
9	2N	10	GLU	2.0
15	1T	38	ASN	2.0
33	2b	161	ALA	2.0
38	2g	117	ALA	2.0
40	1i	94	ALA	2.0
40	2i	82	ALA	2.0
50	1s	38	SER	2.0
1	2A	1126	U	2.0
8	2I	35	LEU	2.0
32	1a	210	U	2.0
50	2s	22	LEU	2.0
1	1A	1099	A	2.0
8	2I	71	ILE	2.0
21	2Z	176	PRO	2.0
34	2c	153	VAL	2.0
21	2Z	4	ARG	2.0
34	1c	77	ILE	2.0
50	2s	21	GLU	2.0
8	2I	46	ALA	2.0
42	2k	31	THR	2.0
50	2s	28	LYS	2.0
14	2S	26	LEU	2.0
17	2V	39	LEU	2.0
34	2c	12	LEU	2.0
6	2G	2	PRO	2.0
17	2V	50	PRO	2.0
33	2b	30	ARG	2.0
41	1j	46	ARG	2.0
44	2m	97	PRO	2.0
40	1i	81	ILE	2.0
48	2q	36	ILE	2.0
1	2A	1138	G	2.0
1	2A	2124	C	2.0
1	2A	2207	G	2.0
25	23	15	TYR	2.0
34	2c	74	GLY	2.0
41	2j	73	ASP	2.0
45	1n	59	ALA	2.0
24	22	9	GLN	2.0
33	2b	135	GLN	2.0
42	1k	87	THR	2.0

Continued on next page...

Continued from previous page...

Mol	Chain	Res	Type	RSRZ
6	2G	23	PHE	2.0
34	2c	204	LEU	2.0
26	24	7	PRO	2.0
33	1b	133	LYS	2.0
37	2f	6	VAL	2.0
46	2o	27	VAL	2.0

6.2 Non-standard residues in protein, DNA, RNA chains [i](#)

In the following table, the Atoms column lists the number of modelled atoms in the group and the number defined in the chemical component dictionary. The B-factors column lists the minimum, median, 95th percentile and maximum values of B factors of atoms in the group. The column labelled 'Q< 0.9' lists the number of atoms with occupancy less than 0.9.

Mol	Type	Chain	Res	Atoms	RSCC	RSR	B-factors(Å ²)	Q<0.9
54	PSU	2x	55	20/21	0.86	0.15	68,72,83,84	0
54	5MC	2x	32	21/22	0.91	0.23	65,77,87,92	0
54	5MU	2x	54	21/22	0.93	0.20	68,77,85,100	0
54	4SU	2x	8	20/21	0.93	0.13	69,79,87,88	0
54	PSU	1x	55	20/21	0.94	0.15	63,69,80,81	0
54	5MU	1x	54	21/22	0.95	0.14	57,69,77,82	0
54	5MC	1x	32	21/22	0.95	0.19	47,63,73,74	0
54	4SU	1x	8	20/21	0.97	0.13	47,59,71,71	0

6.3 Carbohydrates [i](#)

There are no monosaccharides in this entry.

6.4 Ligands [i](#)

In the following table, the Atoms column lists the number of modelled atoms in the group and the number defined in the chemical component dictionary. The B-factors column lists the minimum, median, 95th percentile and maximum values of B factors of atoms in the group. The column labelled 'Q< 0.9' lists the number of atoms with occupancy less than 0.9.

Mol	Type	Chain	Res	Atoms	RSCC	RSR	B-factors(Å ²)	Q<0.9
56	MG	1r	3001	1/1	0.25	0.20	80,80,80,80	0
56	MG	2a	1632	1/1	0.42	0.23	86,86,86,86	0
56	MG	1A	4203	1/1	0.46	0.61	71,71,71,71	0
56	MG	2a	1608	1/1	0.48	0.35	75,75,75,75	0

Continued on next page...

Continued from previous page...

Mol	Type	Chain	Res	Atoms	RSCC	RSR	B-factors(\AA^2)	Q<0.9
56	MG	1A	3352	1/1	0.48	0.18	82,82,82,82	0
56	MG	1A	3907	1/1	0.49	0.25	53,53,53,53	0
56	MG	1A	3732	1/1	0.54	0.15	59,59,59,59	0
56	MG	1A	3860	1/1	0.55	0.56	62,62,62,62	0
56	MG	2a	1767	1/1	0.56	0.10	88,88,88,88	0
56	MG	1B	203	1/1	0.58	0.41	66,66,66,66	0
56	MG	1a	1754	1/1	0.58	0.19	89,89,89,89	0
56	MG	1A	3006	1/1	0.59	0.20	64,64,64,64	0
56	MG	1B	212	1/1	0.61	0.29	53,53,53,53	0
56	MG	1A	3063	1/1	0.61	0.40	49,49,49,49	0
56	MG	2a	1784	1/1	0.62	0.26	80,80,80,80	0
56	MG	1A	3913	1/1	0.64	0.55	58,58,58,58	0
56	MG	2a	1653	1/1	0.64	0.24	85,85,85,85	0
56	MG	2a	1642	1/1	0.65	0.13	85,85,85,85	0
56	MG	1A	3241	1/1	0.65	0.38	70,70,70,70	0
56	MG	1A	3445	1/1	0.65	0.21	57,57,57,57	0
56	MG	1a	1767	1/1	0.65	0.28	72,72,72,72	0
56	MG	2a	1659	1/1	0.66	0.23	78,78,78,78	0
56	MG	1A	3943	1/1	0.66	0.26	74,74,74,74	0
56	MG	1A	4010	1/1	0.66	0.17	76,76,76,76	0
56	MG	2A	3515	1/1	0.67	0.32	55,55,55,55	0
56	MG	1a	1779	1/1	0.67	0.18	80,80,80,80	0
56	MG	1A	4067	1/1	0.67	0.19	71,71,71,71	0
56	MG	2A	3436	1/1	0.67	0.26	55,55,55,55	0
56	MG	2a	1789	1/1	0.67	0.21	69,69,69,69	0
56	MG	1A	3985	1/1	0.68	0.45	60,60,60,60	0
56	MG	2A	3289	1/1	0.68	0.19	49,49,49,49	0
56	MG	2a	1836	1/1	0.68	0.24	72,72,72,72	0
56	MG	1A	3562	1/1	0.69	0.40	41,41,41,41	0
56	MG	2a	1768	1/1	0.69	0.70	86,86,86,86	0
56	MG	2a	1648	1/1	0.69	0.23	79,79,79,79	0
56	MG	1A	3716	1/1	0.69	0.26	37,37,37,37	0
56	MG	1a	1844	1/1	0.69	0.14	56,56,56,56	0
56	MG	2a	1676	1/1	0.70	0.23	64,64,64,64	0
56	MG	1a	1625	1/1	0.70	0.32	74,74,74,74	0
56	MG	1a	1711	1/1	0.70	0.10	75,75,75,75	0
56	MG	1a	1716	1/1	0.71	0.28	79,79,79,79	0
56	MG	2a	1727	1/1	0.71	0.25	70,70,70,70	0
56	MG	1A	3353	1/1	0.71	0.20	51,51,51,51	0
56	MG	1A	3389	1/1	0.71	0.14	72,72,72,72	0
56	MG	2A	3414	1/1	0.71	0.44	56,56,56,56	0
56	MG	1A	3124	1/1	0.71	0.27	55,55,55,55	0

Continued on next page...

Continued from previous page...

Mol	Type	Chain	Res	Atoms	RSCC	RSR	B-factors(\AA^2)	Q<0.9
56	MG	1a	1836	1/1	0.71	0.16	78,78,78,78	0
57	ZN	2n	102	1/1	0.71	0.09	100,100,100,100	0
56	MG	1A	3634	1/1	0.72	0.23	29,29,29,29	0
56	MG	1A	3590	1/1	0.72	0.32	54,54,54,54	0
56	MG	2A	3015	1/1	0.72	0.40	55,55,55,55	0
56	MG	1a	1719	1/1	0.72	0.46	58,58,58,58	0
56	MG	1a	1731	1/1	0.72	0.34	62,62,62,62	0
56	MG	2a	1760	1/1	0.72	0.19	67,67,67,67	0
56	MG	1A	3441	1/1	0.73	0.20	62,62,62,62	0
56	MG	2a	1633	1/1	0.73	0.30	70,70,70,70	0
56	MG	1a	1756	1/1	0.73	0.27	80,80,80,80	0
56	MG	2A	3043	1/1	0.73	0.27	61,61,61,61	0
56	MG	1A	4174	1/1	0.73	0.38	62,62,62,62	0
56	MG	1k	3002	1/1	0.74	0.13	68,68,68,68	0
56	MG	1A	3504	1/1	0.74	0.22	61,61,61,61	0
56	MG	1x	101	1/1	0.74	0.42	67,67,67,67	0
56	MG	1A	4003	1/1	0.74	0.26	92,92,92,92	0
56	MG	1A	3363	1/1	0.74	0.29	71,71,71,71	0
56	MG	2A	3115	1/1	0.74	0.19	51,51,51,51	0
56	MG	2a	1634	1/1	0.74	0.47	64,64,64,64	0
56	MG	2A	3196	1/1	0.74	0.22	50,50,50,50	0
56	MG	2a	1833	1/1	0.74	0.18	94,94,94,94	0
56	MG	2A	3231	1/1	0.74	0.25	81,81,81,81	0
56	MG	2e	3001	1/1	0.74	0.25	67,67,67,67	0
56	MG	1A	4032	1/1	0.74	0.26	77,77,77,77	0
56	MG	2A	3310	1/1	0.75	0.20	38,38,38,38	0
56	MG	2a	1654	1/1	0.75	0.09	80,80,80,80	0
56	MG	2A	3315	1/1	0.75	0.17	41,41,41,41	0
56	MG	1A	3318	1/1	0.75	0.39	63,63,63,63	0
56	MG	1A	3011	1/1	0.75	0.25	49,49,49,49	0
56	MG	1A	3940	1/1	0.75	0.32	70,70,70,70	0
56	MG	2A	3579	1/1	0.75	0.26	69,69,69,69	0
56	MG	1x	108	1/1	0.76	0.34	56,56,56,56	0
56	MG	1A	4000	1/1	0.76	0.35	53,53,53,53	0
56	MG	1A	4078	1/1	0.76	0.60	62,62,62,62	0
56	MG	2A	3058	1/1	0.76	0.16	58,58,58,58	0
56	MG	1a	1875	1/1	0.76	0.13	57,57,57,57	0
56	MG	2A	3518	1/1	0.76	0.10	58,58,58,58	0
56	MG	1A	3427	1/1	0.76	0.15	67,67,67,67	0
56	MG	1A	3323	1/1	0.76	0.30	58,58,58,58	0
56	MG	2l	3001	1/1	0.76	0.51	66,66,66,66	0
56	MG	1A	3418	1/1	0.76	0.35	52,52,52,52	0

Continued on next page...

Continued from previous page...

Mol	Type	Chain	Res	Atoms	RSCC	RSR	B-factors(\AA^2)	Q<0.9
56	MG	1A	4043	1/1	0.77	0.28	62,62,62,62	0
56	MG	1a	1846	1/1	0.77	0.31	75,75,75,75	0
56	MG	1A	3140	1/1	0.77	0.13	43,43,43,43	0
56	MG	1a	1718	1/1	0.77	0.63	72,72,72,72	0
56	MG	2A	3343	1/1	0.77	0.28	55,55,55,55	0
56	MG	2a	1701	1/1	0.77	0.15	66,66,66,66	0
56	MG	1q	201	1/1	0.77	0.25	65,65,65,65	0
56	MG	2a	1737	1/1	0.77	0.14	64,64,64,64	0
56	MG	1A	3145	1/1	0.77	0.21	59,59,59,59	0
56	MG	1A	3348	1/1	0.77	0.15	57,57,57,57	0
56	MG	1A	4004	1/1	0.77	0.22	68,68,68,68	0
56	MG	2A	3550	1/1	0.77	0.29	49,49,49,49	0
56	MG	1A	4228	1/1	0.77	0.25	58,58,58,58	0
56	MG	1A	3040	1/1	0.77	0.27	46,46,46,46	0
56	MG	1A	3506	1/1	0.77	0.26	37,37,37,37	0
56	MG	1a	1803	1/1	0.77	0.35	60,60,60,60	0
56	MG	1A	4033	1/1	0.77	0.13	56,56,56,56	0
57	ZN	24	501	1/1	0.77	0.06	122,122,122,122	0
56	MG	2A	3212	1/1	0.77	0.29	50,50,50,50	0
56	MG	1A	3662	1/1	0.78	0.21	36,36,36,36	0
56	MG	2A	3033	1/1	0.78	0.36	64,64,64,64	0
56	MG	2a	1641	1/1	0.78	0.15	60,60,60,60	0
56	MG	1a	1879	1/1	0.78	0.12	78,78,78,78	0
56	MG	1a	1884	1/1	0.78	0.45	58,58,58,58	0
56	MG	1k	3001	1/1	0.78	0.39	66,66,66,66	0
56	MG	1A	3465	1/1	0.78	0.18	71,71,71,71	0
56	MG	1A	4104	1/1	0.78	0.20	63,63,63,63	0
56	MG	10	102	1/1	0.78	0.23	54,54,54,54	0
56	MG	2a	1685	1/1	0.78	0.11	83,83,83,83	0
56	MG	1A	3073	1/1	0.78	0.19	69,69,69,69	0
56	MG	1A	3393	1/1	0.78	0.37	59,59,59,59	0
56	MG	1A	3594	1/1	0.79	0.24	61,61,61,61	0
56	MG	2A	3571	1/1	0.79	0.41	43,43,43,43	0
56	MG	1A	3215	1/1	0.79	0.14	51,51,51,51	0
56	MG	2B	3008	1/1	0.79	0.14	63,63,63,63	0
56	MG	1A	4056	1/1	0.79	0.40	74,74,74,74	0
56	MG	1B	206	1/1	0.79	0.14	54,54,54,54	0
56	MG	1A	3125	1/1	0.79	0.19	58,58,58,58	0
56	MG	1F	301	1/1	0.79	0.33	56,56,56,56	0
56	MG	1R	204	1/1	0.79	0.27	56,56,56,56	0
56	MG	1A	3935	1/1	0.79	0.26	29,29,29,29	0
56	MG	2A	3388	1/1	0.79	0.33	56,56,56,56	0

Continued on next page...

Continued from previous page...

Mol	Type	Chain	Res	Atoms	RSCC	RSR	B-factors(\AA^2)	Q<0.9
56	MG	1A	3139	1/1	0.79	0.31	52,52,52,52	0
56	MG	1a	1698	1/1	0.79	0.14	57,57,57,57	0
56	MG	1A	3466	1/1	0.79	0.14	63,63,63,63	0
56	MG	1A	4191	1/1	0.79	0.26	39,39,39,39	0
56	MG	1A	3541	1/1	0.80	0.29	56,56,56,56	0
56	MG	1A	3548	1/1	0.80	0.11	62,62,62,62	0
56	MG	1A	3016	1/1	0.80	0.15	55,55,55,55	0
56	MG	2A	3412	1/1	0.80	0.27	44,44,44,44	0
56	MG	1A	3365	1/1	0.80	0.26	74,74,74,74	0
56	MG	2a	1665	1/1	0.80	0.49	65,65,65,65	0
56	MG	2A	3428	1/1	0.80	0.08	62,62,62,62	0
56	MG	1a	1847	1/1	0.80	0.13	72,72,72,72	0
56	MG	1A	3591	1/1	0.80	0.23	55,55,55,55	0
56	MG	2a	1712	1/1	0.80	0.28	62,62,62,62	0
56	MG	1A	3750	1/1	0.80	0.22	43,43,43,43	0
56	MG	1A	3756	1/1	0.80	0.09	52,52,52,52	0
56	MG	2A	3197	1/1	0.80	0.11	49,49,49,49	0
56	MG	2A	3209	1/1	0.80	0.10	56,56,56,56	0
56	MG	2B	3005	1/1	0.80	0.17	79,79,79,79	0
56	MG	1A	4076	1/1	0.80	0.12	71,71,71,71	0
56	MG	2D	302	1/1	0.80	0.15	52,52,52,52	0
56	MG	2a	1800	1/1	0.80	0.44	65,65,65,65	0
56	MG	2a	1806	1/1	0.80	0.17	67,67,67,67	0
56	MG	2Q	3001	1/1	0.80	0.32	46,46,46,46	0
56	MG	1Q	203	1/1	0.80	0.23	64,64,64,64	0
56	MG	2A	3261	1/1	0.80	0.18	41,41,41,41	0
56	MG	2A	3282	1/1	0.80	0.24	43,43,43,43	0
56	MG	1A	3809	1/1	0.80	0.14	16,16,16,16	0
56	MG	1A	3818	1/1	0.80	0.15	32,32,32,32	0
56	MG	1A	4233	1/1	0.81	0.21	88,88,88,88	0
56	MG	1A	3106	1/1	0.81	0.20	47,47,47,47	0
56	MG	1A	3510	1/1	0.81	0.19	42,42,42,42	0
56	MG	1B	210	1/1	0.81	0.14	50,50,50,50	0
56	MG	1A	4062	1/1	0.81	0.15	63,63,63,63	0
56	MG	1A	3515	1/1	0.81	0.18	64,64,64,64	0
56	MG	1A	3816	1/1	0.81	0.27	48,48,48,48	0
56	MG	1a	1786	1/1	0.81	0.15	64,64,64,64	0
56	MG	2A	3477	1/1	0.81	0.18	39,39,39,39	0
56	MG	1A	4001	1/1	0.81	0.13	46,46,46,46	0
56	MG	2A	3060	1/1	0.81	0.25	46,46,46,46	0
56	MG	2a	1734	1/1	0.81	0.17	80,80,80,80	0
56	MG	2A	3110	1/1	0.81	0.43	64,64,64,64	0

Continued on next page...

Continued from previous page...

Mol	Type	Chain	Res	Atoms	RSCC	RSR	B-factors(Å ²)	Q<0.9
56	MG	1A	3532	1/1	0.81	0.21	55,55,55,55	0
56	MG	2A	3116	1/1	0.81	0.37	48,48,48,48	0
56	MG	1A	3023	1/1	0.81	0.23	49,49,49,49	0
56	MG	1a	1637	1/1	0.81	0.17	60,60,60,60	0
56	MG	1a	1680	1/1	0.81	0.17	70,70,70,70	0
56	MG	1a	1858	1/1	0.81	0.10	78,78,78,78	0
56	MG	2Z	3001	1/1	0.81	0.07	62,62,62,62	0
56	MG	2a	1816	1/1	0.81	0.13	74,74,74,74	0
56	MG	1a	1697	1/1	0.81	0.10	73,73,73,73	0
56	MG	2a	1625	1/1	0.81	0.22	61,61,61,61	0
56	MG	1A	3681	1/1	0.81	0.21	37,37,37,37	0
56	MG	2A	3264	1/1	0.81	0.25	47,47,47,47	0
56	MG	1A	3376	1/1	0.81	0.12	69,69,69,69	0
56	MG	1A	3347	1/1	0.81	0.15	61,61,61,61	0
56	MG	1A	4217	1/1	0.82	0.29	72,72,72,72	0
56	MG	1A	4047	1/1	0.82	0.20	79,79,79,79	0
56	MG	1A	3080	1/1	0.82	0.10	51,51,51,51	0
56	MG	1A	3613	1/1	0.82	0.44	51,51,51,51	0
56	MG	1A	3489	1/1	0.82	0.16	42,42,42,42	0
56	MG	1a	1723	1/1	0.82	0.25	69,69,69,69	0
56	MG	1l	201	1/1	0.82	0.12	50,50,50,50	0
56	MG	1a	1727	1/1	0.82	0.18	80,80,80,80	0
56	MG	2a	1741	1/1	0.82	0.06	80,80,80,80	0
56	MG	1A	4072	1/1	0.82	0.17	52,52,52,52	0
56	MG	1A	3589	1/1	0.82	0.59	56,56,56,56	0
56	MG	1A	3939	1/1	0.82	0.19	34,34,34,34	0
56	MG	2a	1781	1/1	0.82	0.08	56,56,56,56	0
56	MG	2A	3320	1/1	0.82	0.12	45,45,45,45	0
56	MG	1A	4028	1/1	0.82	0.11	74,74,74,74	0
56	MG	1R	202	1/1	0.82	0.54	56,56,56,56	0
56	MG	2a	1638	1/1	0.82	0.11	73,73,73,73	0
56	MG	1A	4140	1/1	0.82	0.53	77,77,77,77	0
56	MG	1A	4169	1/1	0.82	0.31	57,57,57,57	0
56	MG	1A	3360	1/1	0.82	0.13	53,53,53,53	0
56	MG	2a	1837	1/1	0.82	0.12	75,75,75,75	0
56	MG	2a	1649	1/1	0.82	0.19	77,77,77,77	0
56	MG	1A	3112	1/1	0.82	0.27	63,63,63,63	0
56	MG	2x	3002	1/1	0.82	0.18	57,57,57,57	0
56	MG	1A	3831	1/1	0.82	0.15	53,53,53,53	0
56	MG	1A	4204	1/1	0.82	0.26	56,56,56,56	0
56	MG	1A	3474	1/1	0.83	0.19	61,61,61,61	0
56	MG	1A	3585	1/1	0.83	0.09	56,56,56,56	0

Continued on next page...

Continued from previous page...

Mol	Type	Chain	Res	Atoms	RSCC	RSR	B-factors(\AA^2)	Q<0.9
56	MG	1A	3286	1/1	0.83	0.23	40,40,40,40	0
56	MG	1A	3992	1/1	0.83	0.21	54,54,54,54	0
56	MG	1D	309	1/1	0.83	0.65	56,56,56,56	0
56	MG	2a	1656	1/1	0.83	0.06	94,94,94,94	0
56	MG	2a	1657	1/1	0.83	0.18	58,58,58,58	0
56	MG	2A	3349	1/1	0.83	0.14	64,64,64,64	0
56	MG	2a	1660	1/1	0.83	0.24	86,86,86,86	0
56	MG	1A	3400	1/1	0.83	0.22	44,44,44,44	0
56	MG	1a	1736	1/1	0.83	0.19	76,76,76,76	0
56	MG	1a	1740	1/1	0.83	0.45	72,72,72,72	0
56	MG	2A	3026	1/1	0.83	0.16	47,47,47,47	0
56	MG	2a	1709	1/1	0.83	0.12	78,78,78,78	0
56	MG	1A	3291	1/1	0.83	0.24	57,57,57,57	0
56	MG	1A	3314	1/1	0.83	0.19	38,38,38,38	0
56	MG	2A	3499	1/1	0.83	0.25	60,60,60,60	0
56	MG	2A	3051	1/1	0.83	0.17	51,51,51,51	0
56	MG	1A	3605	1/1	0.83	0.14	40,40,40,40	0
56	MG	1A	3121	1/1	0.83	0.11	54,54,54,54	0
56	MG	2A	3066	1/1	0.83	0.38	60,60,60,60	0
56	MG	16	101	1/1	0.83	0.30	47,47,47,47	0
56	MG	2A	3583	1/1	0.83	0.38	39,39,39,39	0
56	MG	1a	1609	1/1	0.83	0.09	64,64,64,64	0
56	MG	1a	1611	1/1	0.83	0.18	72,72,72,72	0
56	MG	1A	3890	1/1	0.83	0.18	45,45,45,45	0
56	MG	1A	3517	1/1	0.83	0.18	58,58,58,58	0
56	MG	1a	1649	1/1	0.83	0.16	83,83,83,83	0
56	MG	1A	3149	1/1	0.83	0.20	58,58,58,58	0
56	MG	2a	1616	1/1	0.83	0.32	60,60,60,60	0
56	MG	1A	3914	1/1	0.83	0.20	40,40,40,40	0
56	MG	2a	1846	1/1	0.83	0.27	78,78,78,78	0
56	MG	2A	3233	1/1	0.83	0.27	68,68,68,68	0
56	MG	1A	3129	1/1	0.83	0.32	40,40,40,40	0
56	MG	1a	1881	1/1	0.83	0.24	69,69,69,69	0
56	MG	1A	3142	1/1	0.83	0.14	61,61,61,61	0
56	MG	2A	3288	1/1	0.83	0.22	46,46,46,46	0
56	MG	1A	4189	1/1	0.84	0.18	43,43,43,43	0
56	MG	1A	3025	1/1	0.84	0.21	52,52,52,52	0
56	MG	2a	1636	1/1	0.84	0.15	50,50,50,50	0
56	MG	1a	1861	1/1	0.84	0.17	50,50,50,50	0
56	MG	2A	3259	1/1	0.84	0.26	34,34,34,34	0
56	MG	1A	3859	1/1	0.84	0.20	44,44,44,44	0
56	MG	1a	1682	1/1	0.84	0.19	57,57,57,57	0

Continued on next page...

Continued from previous page...

Mol	Type	Chain	Res	Atoms	RSCC	RSR	B-factors(\AA^2)	Q<0.9
56	MG	1A	3616	1/1	0.84	0.13	42,42,42,42	0
56	MG	1A	3877	1/1	0.84	0.19	56,56,56,56	0
56	MG	1A	3143	1/1	0.84	0.14	52,52,52,52	0
56	MG	2A	3302	1/1	0.84	0.18	30,30,30,30	0
56	MG	1A	3896	1/1	0.84	0.19	55,55,55,55	0
56	MG	1A	3414	1/1	0.84	0.15	55,55,55,55	0
56	MG	1B	205	1/1	0.84	0.18	57,57,57,57	0
56	MG	1a	1721	1/1	0.84	0.22	78,78,78,78	0
56	MG	1A	3416	1/1	0.84	0.23	60,60,60,60	0
56	MG	2A	3368	1/1	0.84	0.15	49,49,49,49	0
56	MG	1A	3324	1/1	0.84	0.28	38,38,38,38	0
56	MG	2A	3013	1/1	0.84	0.28	66,66,66,66	0
56	MG	2A	3014	1/1	0.84	0.36	54,54,54,54	0
56	MG	2a	1722	1/1	0.84	0.26	71,71,71,71	0
56	MG	1a	1728	1/1	0.84	0.31	48,48,48,48	0
56	MG	1A	3928	1/1	0.84	0.16	51,51,51,51	0
56	MG	1A	3731	1/1	0.84	0.43	53,53,53,53	0
56	MG	1A	3419	1/1	0.84	0.12	75,75,75,75	0
56	MG	2A	3045	1/1	0.84	0.08	53,53,53,53	0
56	MG	1A	3424	1/1	0.84	0.12	53,53,53,53	0
56	MG	2A	3524	1/1	0.84	0.30	75,75,75,75	0
56	MG	1A	3380	1/1	0.84	0.21	43,43,43,43	0
56	MG	1A	3944	1/1	0.84	0.20	77,77,77,77	0
56	MG	1A	4082	1/1	0.84	0.16	85,85,85,85	0
56	MG	2A	3089	1/1	0.84	0.27	51,51,51,51	0
56	MG	1A	3438	1/1	0.84	0.27	60,60,60,60	0
56	MG	2a	1808	1/1	0.84	0.14	65,65,65,65	0
56	MG	1a	1601	1/1	0.84	0.16	68,68,68,68	0
56	MG	1a	1822	1/1	0.84	0.27	76,76,76,76	0
56	MG	2D	306	1/1	0.84	0.15	65,65,65,65	0
56	MG	2A	3150	1/1	0.84	0.18	46,46,46,46	0
56	MG	2a	1845	1/1	0.84	0.26	63,63,63,63	0
56	MG	2A	3162	1/1	0.84	0.12	60,60,60,60	0
56	MG	2A	3183	1/1	0.84	0.21	50,50,50,50	0
56	MG	1A	3989	1/1	0.84	0.16	20,20,20,20	0
56	MG	2a	1619	1/1	0.84	0.41	91,91,91,91	0
56	MG	1A	3601	1/1	0.84	0.52	54,54,54,54	0
56	MG	1A	3115	1/1	0.84	0.35	46,46,46,46	0
56	MG	2a	1620	1/1	0.85	0.46	51,51,51,51	0
56	MG	2a	1623	1/1	0.85	0.15	92,92,92,92	0
56	MG	1a	1855	1/1	0.85	0.20	57,57,57,57	0
56	MG	1A	3502	1/1	0.85	0.11	67,67,67,67	0

Continued on next page...

Continued from previous page...

Mol	Type	Chain	Res	Atoms	RSCC	RSR	B-factors(\AA^2)	Q<0.9
56	MG	1a	1665	1/1	0.85	0.14	74,74,74,74	0
56	MG	1A	3161	1/1	0.85	0.25	47,47,47,47	0
56	MG	2A	3239	1/1	0.85	0.25	64,64,64,64	0
56	MG	2A	3243	1/1	0.85	0.15	59,59,59,59	0
56	MG	2a	1639	1/1	0.85	0.24	71,71,71,71	0
56	MG	1A	3599	1/1	0.85	0.13	60,60,60,60	0
56	MG	1a	1691	1/1	0.85	0.22	59,59,59,59	0
56	MG	2a	1643	1/1	0.85	0.20	65,65,65,65	0
56	MG	1A	3196	1/1	0.85	0.11	48,48,48,48	0
56	MG	2A	3275	1/1	0.85	0.31	65,65,65,65	0
56	MG	1A	3018	1/1	0.85	0.22	56,56,56,56	0
56	MG	1A	3076	1/1	0.85	0.32	60,60,60,60	0
56	MG	1a	1713	1/1	0.85	0.29	67,67,67,67	0
56	MG	1n	502	1/1	0.85	0.20	59,59,59,59	0
56	MG	1A	4030	1/1	0.85	0.36	59,59,59,59	0
56	MG	1A	3043	1/1	0.85	0.31	44,44,44,44	0
56	MG	1A	3899	1/1	0.85	0.15	36,36,36,36	0
56	MG	2a	1673	1/1	0.85	0.99	76,76,76,76	0
56	MG	1A	3528	1/1	0.85	0.22	60,60,60,60	0
56	MG	2A	3001	1/1	0.85	0.23	38,38,38,38	0
56	MG	2A	3364	1/1	0.85	0.10	44,44,44,44	0
56	MG	2a	1708	1/1	0.85	0.35	63,63,63,63	0
56	MG	1A	3529	1/1	0.85	0.15	61,61,61,61	0
56	MG	1A	3453	1/1	0.85	0.15	51,51,51,51	0
56	MG	2A	3392	1/1	0.85	0.07	41,41,41,41	0
56	MG	1A	3918	1/1	0.85	0.23	27,27,27,27	0
56	MG	1E	301	1/1	0.85	0.17	23,23,23,23	0
56	MG	1A	4064	1/1	0.85	0.23	78,78,78,78	0
56	MG	2A	3435	1/1	0.85	0.19	54,54,54,54	0
56	MG	2a	1754	1/1	0.85	0.25	74,74,74,74	0
56	MG	1F	308	1/1	0.85	0.25	61,61,61,61	0
56	MG	1A	3700	1/1	0.85	0.21	28,28,28,28	0
56	MG	1A	3095	1/1	0.85	0.17	47,47,47,47	0
56	MG	1a	1765	1/1	0.85	0.11	71,71,71,71	0
56	MG	1A	3718	1/1	0.85	0.27	39,39,39,39	0
56	MG	1A	3096	1/1	0.85	0.23	50,50,50,50	0
56	MG	2A	3086	1/1	0.85	0.27	48,48,48,48	0
56	MG	1a	1782	1/1	0.85	0.16	63,63,63,63	0
56	MG	1A	3027	1/1	0.85	0.44	36,36,36,36	0
56	MG	2a	1811	1/1	0.85	0.22	60,60,60,60	0
56	MG	1a	1791	1/1	0.85	0.21	64,64,64,64	0
56	MG	1A	3581	1/1	0.85	0.19	62,62,62,62	0

Continued on next page...

Continued from previous page...

Mol	Type	Chain	Res	Atoms	RSCC	RSR	B-factors(\AA^2)	Q<0.9
56	MG	2A	3117	1/1	0.85	0.19	52,52,52,52	0
56	MG	2A	3148	1/1	0.85	0.20	65,65,65,65	0
56	MG	1A	4138	1/1	0.85	0.17	57,57,57,57	0
56	MG	1A	3485	1/1	0.85	0.42	51,51,51,51	0
56	MG	1A	3319	1/1	0.85	0.16	58,58,58,58	0
56	MG	28	102	1/1	0.85	0.35	60,60,60,60	0
56	MG	2A	3190	1/1	0.85	0.25	46,46,46,46	0
56	MG	1a	1634	1/1	0.85	0.17	61,61,61,61	0
56	MG	1A	3496	1/1	0.85	0.29	46,46,46,46	0
56	MG	1A	4017	1/1	0.86	0.41	70,70,70,70	0
56	MG	1A	3780	1/1	0.86	0.19	24,24,24,24	0
56	MG	1A	3116	1/1	0.86	0.19	39,39,39,39	0
56	MG	2A	3232	1/1	0.86	0.17	72,72,72,72	0
56	MG	1A	3930	1/1	0.86	0.14	47,47,47,47	0
56	MG	2a	1631	1/1	0.86	0.21	49,49,49,49	0
56	MG	1a	1751	1/1	0.86	0.10	70,70,70,70	0
56	MG	1A	3814	1/1	0.86	0.13	24,24,24,24	0
56	MG	2A	3246	1/1	0.86	0.17	45,45,45,45	0
56	MG	1a	1612	1/1	0.86	0.26	82,82,82,82	0
56	MG	1x	110	1/1	0.86	0.15	68,68,68,68	0
56	MG	1A	3499	1/1	0.86	0.13	58,58,58,58	0
56	MG	2A	3266	1/1	0.86	0.28	60,60,60,60	0
56	MG	1A	3127	1/1	0.86	0.24	54,54,54,54	0
56	MG	1a	1777	1/1	0.86	0.56	72,72,72,72	0
56	MG	1A	4232	1/1	0.86	0.22	68,68,68,68	0
56	MG	2A	3016	1/1	0.86	0.22	56,56,56,56	0
56	MG	2A	3299	1/1	0.86	0.20	25,25,25,25	0
56	MG	1A	3568	1/1	0.86	0.15	52,52,52,52	0
56	MG	1A	3574	1/1	0.86	0.11	62,62,62,62	0
56	MG	1A	3972	1/1	0.86	0.27	59,59,59,59	0
56	MG	1A	3978	1/1	0.86	0.47	38,38,38,38	0
56	MG	2A	3337	1/1	0.86	0.18	56,56,56,56	0
56	MG	2A	3049	1/1	0.86	0.39	64,64,64,64	0
56	MG	2a	1668	1/1	0.86	0.27	69,69,69,69	0
56	MG	1a	1806	1/1	0.86	0.11	69,69,69,69	0
56	MG	2A	3052	1/1	0.86	0.25	31,31,31,31	0
56	MG	2a	1680	1/1	0.86	0.20	70,70,70,70	0
56	MG	1A	3287	1/1	0.86	0.16	40,40,40,40	0
56	MG	2a	1694	1/1	0.86	0.48	60,60,60,60	0
56	MG	2a	1698	1/1	0.86	0.23	62,62,62,62	0
56	MG	1a	1696	1/1	0.86	0.41	61,61,61,61	0
56	MG	2A	3061	1/1	0.86	0.17	46,46,46,46	0

Continued on next page...

Continued from previous page...

Mol	Type	Chain	Res	Atoms	RSCC	RSR	B-factors(\AA^2)	Q<0.9
56	MG	2A	3065	1/1	0.86	0.19	38,38,38,38	0
56	MG	1A	3084	1/1	0.86	0.65	53,53,53,53	0
56	MG	2a	1718	1/1	0.86	0.17	54,54,54,54	0
56	MG	2A	3077	1/1	0.86	0.17	61,61,61,61	0
56	MG	1A	3426	1/1	0.86	0.20	65,65,65,65	0
56	MG	2a	1732	1/1	0.86	0.21	57,57,57,57	0
56	MG	1A	3346	1/1	0.86	0.16	38,38,38,38	0
56	MG	2A	3439	1/1	0.86	0.15	48,48,48,48	0
56	MG	2A	3454	1/1	0.86	0.13	30,30,30,30	0
56	MG	2A	3097	1/1	0.86	0.18	42,42,42,42	0
56	MG	2A	3487	1/1	0.86	0.20	42,42,42,42	0
56	MG	2A	3498	1/1	0.86	0.18	48,48,48,48	0
56	MG	2A	3098	1/1	0.86	0.25	48,48,48,48	0
56	MG	2a	1773	1/1	0.86	0.18	65,65,65,65	0
56	MG	2A	3507	1/1	0.86	0.18	48,48,48,48	0
56	MG	2A	3508	1/1	0.86	0.21	41,41,41,41	0
56	MG	2a	1787	1/1	0.86	0.36	65,65,65,65	0
56	MG	1a	1712	1/1	0.86	0.15	75,75,75,75	0
56	MG	1A	3476	1/1	0.86	0.46	61,61,61,61	0
56	MG	1F	305	1/1	0.86	0.34	69,69,69,69	0
56	MG	2A	3525	1/1	0.86	0.25	49,49,49,49	0
56	MG	1a	1865	1/1	0.86	0.21	55,55,55,55	0
56	MG	2a	1812	1/1	0.86	0.13	75,75,75,75	0
56	MG	2A	3130	1/1	0.86	0.08	52,52,52,52	0
56	MG	2A	3147	1/1	0.86	0.25	47,47,47,47	0
56	MG	1a	1870	1/1	0.86	0.07	67,67,67,67	0
56	MG	1A	3436	1/1	0.86	0.18	52,52,52,52	0
56	MG	1a	1876	1/1	0.86	0.15	37,37,37,37	0
56	MG	2A	3173	1/1	0.86	0.41	53,53,53,53	0
56	MG	2d	502	1/1	0.86	0.37	48,48,48,48	0
56	MG	2A	3180	1/1	0.86	0.11	43,43,43,43	0
56	MG	1A	3004	1/1	0.86	0.33	47,47,47,47	0
56	MG	1A	4160	1/1	0.86	0.32	45,45,45,45	0
56	MG	1A	3493	1/1	0.86	0.20	58,58,58,58	0
56	MG	1U	201	1/1	0.86	0.12	32,32,32,32	0
56	MG	1A	3403	1/1	0.87	0.07	72,72,72,72	0
56	MG	1A	3408	1/1	0.87	0.23	53,53,53,53	0
56	MG	1a	1753	1/1	0.87	0.73	76,76,76,76	0
56	MG	2A	3018	1/1	0.87	0.10	58,58,58,58	0
56	MG	2A	3024	1/1	0.87	0.15	51,51,51,51	0
56	MG	1A	3260	1/1	0.87	0.25	50,50,50,50	0
56	MG	1A	3746	1/1	0.87	0.38	38,38,38,38	0

Continued on next page...

Continued from previous page...

Mol	Type	Chain	Res	Atoms	RSCC	RSR	B-factors(\AA^2)	Q<0.9
56	MG	1A	3003	1/1	0.87	0.23	60,60,60,60	0
56	MG	18	103	1/1	0.87	0.23	46,46,46,46	0
56	MG	2a	1650	1/1	0.87	0.17	82,82,82,82	0
56	MG	1A	4098	1/1	0.87	0.22	24,24,24,24	0
56	MG	1A	3069	1/1	0.87	0.20	50,50,50,50	0
56	MG	1A	3128	1/1	0.87	0.84	46,46,46,46	0
56	MG	2A	3353	1/1	0.87	0.21	29,29,29,29	0
56	MG	2A	3358	1/1	0.87	0.17	58,58,58,58	0
56	MG	1A	3785	1/1	0.87	0.17	45,45,45,45	0
56	MG	1a	1789	1/1	0.87	0.18	62,62,62,62	0
56	MG	2A	3383	1/1	0.87	0.30	44,44,44,44	0
56	MG	1a	1616	1/1	0.87	0.10	74,74,74,74	0
56	MG	1a	1799	1/1	0.87	0.20	60,60,60,60	0
56	MG	2A	3409	1/1	0.87	0.21	59,59,59,59	0
56	MG	1A	3103	1/1	0.87	0.28	54,54,54,54	0
56	MG	1A	3169	1/1	0.87	0.20	40,40,40,40	0
56	MG	2A	3080	1/1	0.87	0.16	51,51,51,51	0
56	MG	1a	1636	1/1	0.87	0.20	58,58,58,58	0
56	MG	2a	1706	1/1	0.87	0.42	63,63,63,63	0
56	MG	1A	3595	1/1	0.87	0.19	65,65,65,65	0
56	MG	1a	1643	1/1	0.87	0.17	64,64,64,64	0
56	MG	1A	3176	1/1	0.87	0.13	29,29,29,29	0
56	MG	2a	1713	1/1	0.87	0.21	56,56,56,56	0
56	MG	2A	3460	1/1	0.87	0.14	74,74,74,74	0
56	MG	1A	3367	1/1	0.87	0.11	56,56,56,56	0
56	MG	1a	1670	1/1	0.87	0.11	68,68,68,68	0
56	MG	1A	3105	1/1	0.87	0.27	43,43,43,43	0
56	MG	1a	1860	1/1	0.87	0.18	68,68,68,68	0
56	MG	1A	3377	1/1	0.87	0.18	48,48,48,48	0
56	MG	2A	3135	1/1	0.87	0.12	48,48,48,48	0
56	MG	2a	1742	1/1	0.87	0.15	56,56,56,56	0
56	MG	1A	3122	1/1	0.87	0.17	50,50,50,50	0
56	MG	2a	1755	1/1	0.87	0.25	68,68,68,68	0
56	MG	1A	4023	1/1	0.87	0.06	73,73,73,73	0
56	MG	1A	4025	1/1	0.87	0.14	69,69,69,69	0
56	MG	1A	3330	1/1	0.87	0.15	50,50,50,50	0
56	MG	1A	3340	1/1	0.87	0.28	38,38,38,38	0
56	MG	1A	3675	1/1	0.87	0.16	55,55,55,55	0
56	MG	1A	3396	1/1	0.87	0.26	49,49,49,49	0
56	MG	1a	1715	1/1	0.87	0.18	51,51,51,51	0
56	MG	1A	4039	1/1	0.87	0.20	67,67,67,67	0
56	MG	2a	1793	1/1	0.87	0.09	67,67,67,67	0

Continued on next page...

Continued from previous page...

Mol	Type	Chain	Res	Atoms	RSCC	RSR	B-factors(\AA^2)	Q<0.9
56	MG	2a	1796	1/1	0.87	0.14	80,80,80,80	0
56	MG	2a	1799	1/1	0.87	0.17	65,65,65,65	0
56	MG	1A	3684	1/1	0.87	0.13	29,29,29,29	0
56	MG	2A	3204	1/1	0.87	0.25	59,59,59,59	0
56	MG	1A	3469	1/1	0.87	0.16	57,57,57,57	0
56	MG	1A	4052	1/1	0.87	0.22	24,24,24,24	0
56	MG	1A	4054	1/1	0.87	0.13	56,56,56,56	0
56	MG	25	502	1/1	0.87	0.30	54,54,54,54	0
56	MG	1a	1726	1/1	0.87	0.17	56,56,56,56	0
56	MG	2a	1606	1/1	0.87	0.14	69,69,69,69	0
56	MG	1A	3704	1/1	0.87	0.28	24,24,24,24	0
56	MG	1A	3711	1/1	0.87	0.08	31,31,31,31	0
56	MG	1x	111	1/1	0.87	0.23	61,61,61,61	0
56	MG	1x	112	1/1	0.87	0.07	78,78,78,78	0
56	MG	2A	3247	1/1	0.87	0.18	34,34,34,34	0
56	MG	1F	309	1/1	0.87	0.15	57,57,57,57	0
56	MG	2A	3007	1/1	0.87	0.26	72,72,72,72	0
56	MG	2A	3010	1/1	0.87	0.29	53,53,53,53	0
56	MG	1A	3031	1/1	0.87	0.14	50,50,50,50	0
56	MG	1A	4035	1/1	0.88	0.29	78,78,78,78	0
56	MG	1A	3632	1/1	0.88	0.09	63,63,63,63	0
56	MG	1A	3045	1/1	0.88	0.17	60,60,60,60	0
56	MG	1A	3644	1/1	0.88	0.18	66,66,66,66	0
56	MG	2A	3071	1/1	0.88	0.20	66,66,66,66	0
56	MG	2A	3074	1/1	0.88	0.16	47,47,47,47	0
56	MG	1A	3099	1/1	0.88	0.18	46,46,46,46	0
56	MG	1A	3941	1/1	0.88	0.31	32,32,32,32	0
56	MG	2A	3082	1/1	0.88	0.11	44,44,44,44	0
56	MG	1A	3388	1/1	0.88	0.44	65,65,65,65	0
56	MG	1A	4061	1/1	0.88	0.16	89,89,89,89	0
56	MG	2A	3386	1/1	0.88	0.32	52,52,52,52	0
56	MG	1A	3119	1/1	0.88	0.23	54,54,54,54	0
56	MG	1A	3822	1/1	0.88	0.28	56,56,56,56	0
56	MG	2A	3405	1/1	0.88	0.14	64,64,64,64	0
56	MG	1A	3305	1/1	0.88	0.26	44,44,44,44	0
56	MG	2A	3111	1/1	0.88	0.25	48,48,48,48	0
56	MG	2a	1671	1/1	0.88	0.42	58,58,58,58	0
56	MG	1A	3842	1/1	0.88	0.28	79,79,79,79	0
56	MG	2A	3416	1/1	0.88	0.11	58,58,58,58	0
56	MG	2A	3418	1/1	0.88	0.32	58,58,58,58	0
56	MG	1A	4074	1/1	0.88	0.09	66,66,66,66	0
56	MG	2a	1690	1/1	0.88	0.25	58,58,58,58	0

Continued on next page...

Continued from previous page...

Mol	Type	Chain	Res	Atoms	RSCC	RSR	B-factors(\AA^2)	Q<0.9
56	MG	2a	1693	1/1	0.88	0.27	50,50,50,50	0
56	MG	1a	1887	1/1	0.88	0.15	49,49,49,49	0
56	MG	1A	3849	1/1	0.88	0.12	29,29,29,29	0
56	MG	1A	3395	1/1	0.88	0.26	51,51,51,51	0
56	MG	2A	3445	1/1	0.88	0.14	51,51,51,51	0
56	MG	2a	1707	1/1	0.88	0.30	52,52,52,52	0
56	MG	2A	3136	1/1	0.88	0.16	56,56,56,56	0
56	MG	2A	3455	1/1	0.88	0.14	47,47,47,47	0
56	MG	1A	3997	1/1	0.88	0.21	25,25,25,25	0
56	MG	2A	3467	1/1	0.88	0.20	60,60,60,60	0
56	MG	1A	3036	1/1	0.88	0.20	66,66,66,66	0
56	MG	1o	3001	1/1	0.88	0.20	47,47,47,47	0
56	MG	2A	3152	1/1	0.88	0.35	52,52,52,52	0
56	MG	1A	4102	1/1	0.88	0.09	63,63,63,63	0
56	MG	2a	1733	1/1	0.88	0.28	80,80,80,80	0
56	MG	1a	1743	1/1	0.88	0.12	47,47,47,47	0
56	MG	2a	1736	1/1	0.88	0.16	66,66,66,66	0
56	MG	1r	3002	1/1	0.88	0.13	48,48,48,48	0
56	MG	2A	3513	1/1	0.88	0.13	53,53,53,53	0
56	MG	2A	3181	1/1	0.88	0.20	40,40,40,40	0
56	MG	1A	3005	1/1	0.88	0.31	49,49,49,49	0
56	MG	1A	4117	1/1	0.88	0.26	51,51,51,51	0
56	MG	1A	3886	1/1	0.88	0.17	60,60,60,60	0
56	MG	2a	1762	1/1	0.88	0.12	64,64,64,64	0
56	MG	2a	1765	1/1	0.88	0.19	65,65,65,65	0
56	MG	1A	3206	1/1	0.88	0.25	46,46,46,46	0
56	MG	2A	3552	1/1	0.88	0.23	59,59,59,59	0
56	MG	1a	1764	1/1	0.88	0.17	73,73,73,73	0
56	MG	1A	3092	1/1	0.88	0.24	39,39,39,39	0
56	MG	2A	3581	1/1	0.88	0.25	46,46,46,46	0
56	MG	2A	3003	1/1	0.88	0.16	67,67,67,67	0
56	MG	2A	3224	1/1	0.88	0.17	38,38,38,38	0
56	MG	1A	4163	1/1	0.88	0.15	61,61,61,61	0
56	MG	1A	3032	1/1	0.88	0.08	50,50,50,50	0
56	MG	1A	4019	1/1	0.88	0.24	75,75,75,75	0
56	MG	2G	3001	1/1	0.88	0.08	61,61,61,61	0
56	MG	1A	3905	1/1	0.88	0.22	32,32,32,32	0
56	MG	1A	3473	1/1	0.88	0.12	45,45,45,45	0
56	MG	1A	4193	1/1	0.88	0.43	51,51,51,51	0
56	MG	1A	3126	1/1	0.88	0.24	31,31,31,31	0
56	MG	1A	3374	1/1	0.88	0.36	53,53,53,53	0
56	MG	1A	4213	1/1	0.88	0.10	49,49,49,49	0

Continued on next page...

Continued from previous page...

Mol	Type	Chain	Res	Atoms	RSCC	RSR	B-factors(\AA^2)	Q<0.9
56	MG	2a	1610	1/1	0.88	0.08	74,74,74,74	0
56	MG	1A	3332	1/1	0.88	0.16	45,45,45,45	0
56	MG	1a	1811	1/1	0.88	0.14	72,72,72,72	0
56	MG	1a	1821	1/1	0.88	0.12	51,51,51,51	0
56	MG	1A	4218	1/1	0.88	0.19	36,36,36,36	0
56	MG	1A	4226	1/1	0.88	0.40	45,45,45,45	0
56	MG	1a	1843	1/1	0.88	0.15	63,63,63,63	0
56	MG	2A	3295	1/1	0.88	0.07	47,47,47,47	0
56	MG	2A	3055	1/1	0.88	0.24	60,60,60,60	0
56	MG	1A	3765	1/1	0.88	0.24	19,19,19,19	0
56	MG	2A	3559	1/1	0.89	0.36	42,42,42,42	0
56	MG	1O	3003	1/1	0.89	0.13	56,56,56,56	0
56	MG	1A	3673	1/1	0.89	0.24	38,38,38,38	0
56	MG	2A	3122	1/1	0.89	0.08	57,57,57,57	0
56	MG	2A	3123	1/1	0.89	0.28	58,58,58,58	0
56	MG	2B	3001	1/1	0.89	0.08	62,62,62,62	0
56	MG	1A	3309	1/1	0.89	0.74	65,65,65,65	0
56	MG	2A	3133	1/1	0.89	0.14	55,55,55,55	0
56	MG	2B	3009	1/1	0.89	0.11	65,65,65,65	0
56	MG	1A	3524	1/1	0.89	0.20	51,51,51,51	0
56	MG	1R	208	1/1	0.89	0.15	45,45,45,45	0
56	MG	1T	201	1/1	0.89	0.25	56,56,56,56	0
56	MG	1A	3024	1/1	0.89	0.34	48,48,48,48	0
56	MG	1a	1825	1/1	0.89	0.17	59,59,59,59	0
56	MG	1Z	302	1/1	0.89	0.22	50,50,50,50	0
56	MG	1A	3008	1/1	0.89	0.30	57,57,57,57	0
56	MG	2a	1602	1/1	0.89	0.42	54,54,54,54	0
56	MG	2a	1605	1/1	0.89	0.40	74,74,74,74	0
56	MG	2A	3170	1/1	0.89	0.18	46,46,46,46	0
56	MG	11	101	1/1	0.89	0.16	42,42,42,42	0
56	MG	1A	3010	1/1	0.89	0.20	57,57,57,57	0
56	MG	1A	3209	1/1	0.89	0.15	46,46,46,46	0
56	MG	18	104	1/1	0.89	0.17	63,63,63,63	0
56	MG	1A	3446	1/1	0.89	0.34	45,45,45,45	0
56	MG	1a	1602	1/1	0.89	0.33	58,58,58,58	0
56	MG	1A	4075	1/1	0.89	0.09	59,59,59,59	0
56	MG	2a	1626	1/1	0.89	0.19	74,74,74,74	0
56	MG	1A	3553	1/1	0.89	0.29	43,43,43,43	0
56	MG	1A	3721	1/1	0.89	0.19	47,47,47,47	0
56	MG	1A	4081	1/1	0.89	0.14	73,73,73,73	0
56	MG	1A	3384	1/1	0.89	0.19	55,55,55,55	0
56	MG	1a	1626	1/1	0.89	0.11	61,61,61,61	0

Continued on next page...

Continued from previous page...

Mol	Type	Chain	Res	Atoms	RSCC	RSR	B-factors(Å ²)	Q<0.9
56	MG	1a	1629	1/1	0.89	0.25	85,85,85,85	0
56	MG	1A	3461	1/1	0.89	0.27	62,62,62,62	0
56	MG	2A	3235	1/1	0.89	0.23	44,44,44,44	0
56	MG	1a	1635	1/1	0.89	0.18	87,87,87,87	0
56	MG	2A	3241	1/1	0.89	0.12	41,41,41,41	0
56	MG	1a	1893	1/1	0.89	0.10	59,59,59,59	0
56	MG	1e	202	1/1	0.89	0.23	62,62,62,62	0
56	MG	1A	4099	1/1	0.89	0.11	33,33,33,33	0
56	MG	2a	1652	1/1	0.89	0.12	86,86,86,86	0
56	MG	2A	3256	1/1	0.89	0.18	53,53,53,53	0
56	MG	1A	3077	1/1	0.89	0.13	43,43,43,43	0
56	MG	2a	1655	1/1	0.89	0.09	92,92,92,92	0
56	MG	1A	3575	1/1	0.89	0.11	65,65,65,65	0
56	MG	2A	3262	1/1	0.89	0.21	36,36,36,36	0
56	MG	1A	3962	1/1	0.89	0.12	55,55,55,55	0
56	MG	1a	1652	1/1	0.89	0.21	54,54,54,54	0
56	MG	1A	4126	1/1	0.89	0.16	56,56,56,56	0
56	MG	2A	3281	1/1	0.89	0.32	58,58,58,58	0
56	MG	1A	3755	1/1	0.89	0.11	52,52,52,52	0
56	MG	1a	1674	1/1	0.89	0.19	63,63,63,63	0
56	MG	1A	3976	1/1	0.89	0.23	41,41,41,41	0
56	MG	1A	4151	1/1	0.89	0.33	57,57,57,57	0
56	MG	1a	1688	1/1	0.89	0.13	74,74,74,74	0
56	MG	1a	1690	1/1	0.89	0.30	57,57,57,57	0
56	MG	1A	3977	1/1	0.89	0.14	58,58,58,58	0
56	MG	1a	1692	1/1	0.89	0.11	64,64,64,64	0
56	MG	1A	3223	1/1	0.89	0.20	40,40,40,40	0
56	MG	1A	3759	1/1	0.89	0.17	56,56,56,56	0
56	MG	1A	3988	1/1	0.89	0.23	53,53,53,53	0
56	MG	1A	3392	1/1	0.89	0.25	46,46,46,46	0
56	MG	1A	3101	1/1	0.89	0.05	54,54,54,54	0
56	MG	1A	3258	1/1	0.89	0.22	46,46,46,46	0
56	MG	1A	3152	1/1	0.89	0.13	45,45,45,45	0
56	MG	1A	3264	1/1	0.89	0.21	48,48,48,48	0
56	MG	2a	1716	1/1	0.89	0.07	70,70,70,70	0
56	MG	2A	3021	1/1	0.89	0.17	50,50,50,50	0
56	MG	1A	4210	1/1	0.89	0.29	43,43,43,43	0
56	MG	2a	1725	1/1	0.89	0.18	63,63,63,63	0
56	MG	2A	3025	1/1	0.89	0.25	59,59,59,59	0
56	MG	2a	1729	1/1	0.89	0.12	70,70,70,70	0
56	MG	1A	3487	1/1	0.89	0.20	46,46,46,46	0
56	MG	2A	3393	1/1	0.89	0.18	35,35,35,35	0

Continued on next page...

Continued from previous page...

Mol	Type	Chain	Res	Atoms	RSCC	RSR	B-factors(\AA^2)	Q<0.9
56	MG	2A	3401	1/1	0.89	0.14	60,60,60,60	0
56	MG	2A	3032	1/1	0.89	0.18	45,45,45,45	0
56	MG	1A	3272	1/1	0.89	0.24	46,46,46,46	0
56	MG	2A	3034	1/1	0.89	0.09	58,58,58,58	0
56	MG	2A	3036	1/1	0.89	0.11	48,48,48,48	0
56	MG	1A	3406	1/1	0.89	0.24	42,42,42,42	0
56	MG	1A	3825	1/1	0.89	0.22	62,62,62,62	0
56	MG	2A	3424	1/1	0.89	0.17	42,42,42,42	0
56	MG	1A	3160	1/1	0.89	0.09	42,42,42,42	0
56	MG	1A	3840	1/1	0.89	0.14	69,69,69,69	0
56	MG	1A	3611	1/1	0.89	0.27	40,40,40,40	0
56	MG	1A	3059	1/1	0.89	0.18	38,38,38,38	0
56	MG	2a	1769	1/1	0.89	0.26	76,76,76,76	0
56	MG	1B	204	1/1	0.89	0.19	49,49,49,49	0
56	MG	2A	3453	1/1	0.89	0.21	49,49,49,49	0
56	MG	1A	3855	1/1	0.89	0.13	62,62,62,62	0
56	MG	1A	3356	1/1	0.89	0.18	61,61,61,61	0
56	MG	2a	1788	1/1	0.89	0.17	59,59,59,59	0
56	MG	1a	1752	1/1	0.89	0.10	73,73,73,73	0
56	MG	1B	209	1/1	0.89	0.23	68,68,68,68	0
56	MG	2A	3474	1/1	0.89	0.13	62,62,62,62	0
56	MG	1A	3162	1/1	0.89	0.19	50,50,50,50	0
56	MG	2A	3481	1/1	0.89	0.20	48,48,48,48	0
56	MG	2A	3483	1/1	0.89	0.15	40,40,40,40	0
56	MG	1A	3876	1/1	0.89	0.11	64,64,64,64	0
56	MG	1a	1760	1/1	0.89	0.17	49,49,49,49	0
56	MG	1A	3298	1/1	0.89	0.19	57,57,57,57	0
56	MG	1A	4041	1/1	0.89	0.21	65,65,65,65	0
56	MG	1a	1766	1/1	0.89	0.10	73,73,73,73	0
56	MG	1A	3641	1/1	0.89	0.10	51,51,51,51	0
56	MG	2A	3096	1/1	0.89	0.20	50,50,50,50	0
56	MG	2a	1840	1/1	0.89	0.12	58,58,58,58	0
56	MG	2a	1842	1/1	0.89	0.38	54,54,54,54	0
56	MG	1A	4046	1/1	0.89	0.28	61,61,61,61	0
56	MG	1F	307	1/1	0.89	0.56	51,51,51,51	0
56	MG	1A	3037	1/1	0.89	0.29	43,43,43,43	0
56	MG	2A	3545	1/1	0.89	0.12	54,54,54,54	0
56	MG	2e	3002	1/1	0.89	0.07	68,68,68,68	0
56	MG	1A	3366	1/1	0.89	0.20	37,37,37,37	0
56	MG	1N	203	1/1	0.89	0.17	44,44,44,44	0
56	MG	2A	3555	1/1	0.89	0.12	47,47,47,47	0
56	MG	2A	3557	1/1	0.89	0.13	32,32,32,32	0

Continued on next page...

Continued from previous page...

Mol	Type	Chain	Res	Atoms	RSCC	RSR	B-factors(\AA^2)	Q<0.9
56	MG	2A	3138	1/1	0.90	0.21	55,55,55,55	0
56	MG	1a	1842	1/1	0.90	0.23	49,49,49,49	0
56	MG	2A	3564	1/1	0.90	0.14	35,35,35,35	0
56	MG	2A	3567	1/1	0.90	0.25	49,49,49,49	0
56	MG	1A	3518	1/1	0.90	0.12	53,53,53,53	0
56	MG	1A	4141	1/1	0.90	0.22	68,68,68,68	0
56	MG	1A	3522	1/1	0.90	0.08	52,52,52,52	0
56	MG	1a	1617	1/1	0.90	0.15	61,61,61,61	0
56	MG	2A	3168	1/1	0.90	0.11	48,48,48,48	0
56	MG	1A	4156	1/1	0.90	0.19	59,59,59,59	0
56	MG	1A	3614	1/1	0.90	0.20	27,27,27,27	0
56	MG	2A	3179	1/1	0.90	0.20	31,31,31,31	0
56	MG	1A	3996	1/1	0.90	0.12	43,43,43,43	0
56	MG	2D	305	1/1	0.90	0.33	29,29,29,29	0
56	MG	1a	1631	1/1	0.90	0.19	58,58,58,58	0
56	MG	2A	3182	1/1	0.90	0.31	49,49,49,49	0
56	MG	1A	3042	1/1	0.90	0.24	47,47,47,47	0
56	MG	1A	3217	1/1	0.90	0.23	43,43,43,43	0
56	MG	1A	4175	1/1	0.90	0.32	53,53,53,53	0
56	MG	1A	3362	1/1	0.90	0.26	45,45,45,45	0
56	MG	2a	1601	1/1	0.90	0.27	67,67,67,67	0
56	MG	1A	3013	1/1	0.90	0.27	62,62,62,62	0
56	MG	2a	1604	1/1	0.90	0.37	47,47,47,47	0
56	MG	1a	1646	1/1	0.90	0.15	53,53,53,53	0
56	MG	2A	3211	1/1	0.90	0.15	40,40,40,40	0
56	MG	1A	3537	1/1	0.90	0.15	55,55,55,55	0
56	MG	2a	1609	1/1	0.90	0.09	55,55,55,55	0
56	MG	2A	3214	1/1	0.90	0.13	37,37,37,37	0
56	MG	1A	4197	1/1	0.90	0.11	72,72,72,72	0
56	MG	2A	3225	1/1	0.90	0.17	43,43,43,43	0
56	MG	2A	3228	1/1	0.90	0.06	63,63,63,63	0
56	MG	1a	1891	1/1	0.90	0.11	68,68,68,68	0
56	MG	1A	4198	1/1	0.90	0.12	42,42,42,42	0
56	MG	1b	3001	1/1	0.90	0.21	78,78,78,78	0
56	MG	1a	1669	1/1	0.90	0.10	54,54,54,54	0
56	MG	2A	3238	1/1	0.90	0.27	59,59,59,59	0
56	MG	1f	3001	1/1	0.90	0.25	47,47,47,47	0
56	MG	1A	4199	1/1	0.90	0.22	53,53,53,53	0
56	MG	1a	1672	1/1	0.90	0.21	68,68,68,68	0
56	MG	2A	3244	1/1	0.90	0.15	49,49,49,49	0
56	MG	1a	1673	1/1	0.90	0.25	54,54,54,54	0
56	MG	1A	3656	1/1	0.90	0.21	43,43,43,43	0

Continued on next page...

Continued from previous page...

Mol	Type	Chain	Res	Atoms	RSCC	RSR	B-factors(\AA^2)	Q<0.9
56	MG	2A	3248	1/1	0.90	0.20	55,55,55,55	0
56	MG	1A	3237	1/1	0.90	0.18	24,24,24,24	0
56	MG	2a	1646	1/1	0.90	0.14	63,63,63,63	0
56	MG	1A	3545	1/1	0.90	0.27	56,56,56,56	0
56	MG	1A	3411	1/1	0.90	0.18	43,43,43,43	0
56	MG	1A	3551	1/1	0.90	0.19	53,53,53,53	0
56	MG	1A	3863	1/1	0.90	0.17	58,58,58,58	0
56	MG	1x	102	1/1	0.90	0.21	69,69,69,69	0
56	MG	1x	103	1/1	0.90	0.18	64,64,64,64	0
56	MG	1x	107	1/1	0.90	0.17	55,55,55,55	0
56	MG	1A	3021	1/1	0.90	0.12	46,46,46,46	0
56	MG	1A	3689	1/1	0.90	0.17	26,26,26,26	0
56	MG	1A	3879	1/1	0.90	0.18	25,25,25,25	0
56	MG	1A	3172	1/1	0.90	0.20	28,28,28,28	0
56	MG	2a	1664	1/1	0.90	0.24	84,84,84,84	0
56	MG	1a	1700	1/1	0.90	0.37	48,48,48,48	0
56	MG	1a	1703	1/1	0.90	0.34	61,61,61,61	0
56	MG	2A	3006	1/1	0.90	0.22	66,66,66,66	0
56	MG	1B	201	1/1	0.90	0.20	64,64,64,64	0
56	MG	1A	3888	1/1	0.90	0.20	29,29,29,29	0
56	MG	1A	3564	1/1	0.90	0.24	41,41,41,41	0
56	MG	1A	3174	1/1	0.90	0.22	40,40,40,40	0
56	MG	2A	3348	1/1	0.90	0.10	35,35,35,35	0
56	MG	1A	3897	1/1	0.90	0.12	32,32,32,32	0
56	MG	2A	3352	1/1	0.90	0.18	31,31,31,31	0
56	MG	2a	1696	1/1	0.90	0.17	53,53,53,53	0
56	MG	1A	3262	1/1	0.90	0.20	52,52,52,52	0
56	MG	1A	3022	1/1	0.90	0.23	54,54,54,54	0
56	MG	1A	3195	1/1	0.90	0.21	37,37,37,37	0
56	MG	1A	3277	1/1	0.90	0.15	39,39,39,39	0
56	MG	1a	1725	1/1	0.90	0.09	75,75,75,75	0
56	MG	1D	313	1/1	0.90	0.24	43,43,43,43	0
56	MG	1D	315	1/1	0.90	0.14	39,39,39,39	0
56	MG	1A	4059	1/1	0.90	0.13	60,60,60,60	0
56	MG	1a	1729	1/1	0.90	0.57	49,49,49,49	0
56	MG	2A	3396	1/1	0.90	0.23	55,55,55,55	0
56	MG	2A	3400	1/1	0.90	0.25	52,52,52,52	0
56	MG	1E	306	1/1	0.90	0.26	47,47,47,47	0
56	MG	2A	3403	1/1	0.90	0.10	62,62,62,62	0
56	MG	1a	1732	1/1	0.90	0.21	54,54,54,54	0
56	MG	2a	1731	1/1	0.90	0.09	70,70,70,70	0
56	MG	1A	3386	1/1	0.90	0.33	43,43,43,43	0

Continued on next page...

Continued from previous page...

Mol	Type	Chain	Res	Atoms	RSCC	RSR	B-factors(\AA^2)	Q<0.9
56	MG	1A	3742	1/1	0.90	0.10	47,47,47,47	0
56	MG	1A	3012	1/1	0.90	0.13	49,49,49,49	0
56	MG	2A	3415	1/1	0.90	0.09	61,61,61,61	0
56	MG	1A	3065	1/1	0.90	0.13	48,48,48,48	0
56	MG	1A	3508	1/1	0.90	0.19	48,48,48,48	0
56	MG	1G	201	1/1	0.90	0.10	40,40,40,40	0
56	MG	2a	1751	1/1	0.90	0.11	57,57,57,57	0
56	MG	2A	3426	1/1	0.90	0.12	51,51,51,51	0
56	MG	2A	3427	1/1	0.90	0.16	41,41,41,41	0
56	MG	1N	201	1/1	0.90	0.18	54,54,54,54	0
56	MG	2a	1761	1/1	0.90	0.12	69,69,69,69	0
56	MG	1A	4073	1/1	0.90	0.16	58,58,58,58	0
56	MG	1a	1758	1/1	0.90	0.14	53,53,53,53	0
56	MG	1A	3290	1/1	0.90	0.20	15,15,15,15	0
56	MG	2A	3070	1/1	0.90	0.17	45,45,45,45	0
56	MG	1a	1761	1/1	0.90	0.16	57,57,57,57	0
56	MG	2a	1771	1/1	0.90	0.35	50,50,50,50	0
56	MG	2A	3073	1/1	0.90	0.52	48,48,48,48	0
56	MG	1P	201	1/1	0.90	0.30	52,52,52,52	0
56	MG	2A	3456	1/1	0.90	0.15	65,65,65,65	0
56	MG	1A	3597	1/1	0.90	0.24	49,49,49,49	0
56	MG	1A	3761	1/1	0.90	0.41	50,50,50,50	0
56	MG	1A	3514	1/1	0.90	0.17	59,59,59,59	0
56	MG	2a	1792	1/1	0.90	0.16	62,62,62,62	0
56	MG	2A	3475	1/1	0.90	0.15	57,57,57,57	0
56	MG	1A	3766	1/1	0.90	0.24	45,45,45,45	0
56	MG	2a	1798	1/1	0.90	0.10	47,47,47,47	0
56	MG	2A	3479	1/1	0.90	0.20	51,51,51,51	0
56	MG	1A	3957	1/1	0.90	0.20	46,46,46,46	0
56	MG	2A	3482	1/1	0.90	0.11	34,34,34,34	0
56	MG	2A	3092	1/1	0.90	0.34	34,34,34,34	0
56	MG	1A	3770	1/1	0.90	0.27	25,25,25,25	0
56	MG	2A	3490	1/1	0.90	0.19	45,45,45,45	0
56	MG	1A	3091	1/1	0.90	0.34	50,50,50,50	0
56	MG	1A	3973	1/1	0.90	0.14	55,55,55,55	0
56	MG	1A	3782	1/1	0.90	0.21	28,28,28,28	0
56	MG	1A	4113	1/1	0.90	0.15	39,39,39,39	0
56	MG	2a	1839	1/1	0.90	0.18	48,48,48,48	0
56	MG	1A	4114	1/1	0.90	0.11	47,47,47,47	0
56	MG	1A	4115	1/1	0.90	0.14	36,36,36,36	0
56	MG	1A	3297	1/1	0.90	0.29	37,37,37,37	0
56	MG	1a	1812	1/1	0.90	0.16	62,62,62,62	0

Continued on next page...

Continued from previous page...

Mol	Type	Chain	Res	Atoms	RSCC	RSR	B-factors(\AA^2)	Q<0.9
56	MG	1a	1818	1/1	0.90	0.38	58,58,58,58	0
56	MG	2A	3535	1/1	0.90	0.30	39,39,39,39	0
56	MG	2A	3536	1/1	0.90	0.26	66,66,66,66	0
56	MG	1A	3789	1/1	0.90	0.17	30,30,30,30	0
56	MG	2l	3004	1/1	0.90	0.07	61,61,61,61	0
56	MG	1a	1604	1/1	0.90	0.09	79,79,79,79	0
56	MG	1a	1608	1/1	0.90	0.18	66,66,66,66	0
56	MG	1A	3805	1/1	0.90	0.12	54,54,54,54	0
56	MG	1A	3934	1/1	0.91	0.09	27,27,27,27	0
56	MG	1A	3434	1/1	0.91	0.24	53,53,53,53	0
56	MG	2F	301	1/1	0.91	0.10	38,38,38,38	0
56	MG	1D	301	1/1	0.91	0.31	37,37,37,37	0
56	MG	2O	201	1/1	0.91	0.14	57,57,57,57	0
56	MG	1D	305	1/1	0.91	0.22	35,35,35,35	0
56	MG	1A	3203	1/1	0.91	0.18	30,30,30,30	0
56	MG	1a	1714	1/1	0.91	0.25	53,53,53,53	0
56	MG	1A	3070	1/1	0.91	0.18	48,48,48,48	0
56	MG	1A	3278	1/1	0.91	0.13	44,44,44,44	0
56	MG	1a	1717	1/1	0.91	0.75	62,62,62,62	0
56	MG	1A	3284	1/1	0.91	0.15	37,37,37,37	0
56	MG	1A	3609	1/1	0.91	0.19	31,31,31,31	0
56	MG	2A	3253	1/1	0.91	0.27	58,58,58,58	0
56	MG	1A	4080	1/1	0.91	0.19	56,56,56,56	0
56	MG	2A	3008	1/1	0.91	0.14	59,59,59,59	0
56	MG	1F	304	1/1	0.91	0.37	21,21,21,21	0
56	MG	1A	3333	1/1	0.91	0.19	63,63,63,63	0
56	MG	1A	3337	1/1	0.91	0.19	46,46,46,46	0
56	MG	1A	4085	1/1	0.91	0.31	53,53,53,53	0
56	MG	1A	4088	1/1	0.91	0.18	76,76,76,76	0
56	MG	2A	3279	1/1	0.91	0.13	72,72,72,72	0
56	MG	1A	4090	1/1	0.91	0.16	76,76,76,76	0
56	MG	2A	3020	1/1	0.91	0.14	44,44,44,44	0
56	MG	2A	3284	1/1	0.91	0.14	42,42,42,42	0
56	MG	1G	202	1/1	0.91	0.07	51,51,51,51	0
56	MG	2A	3023	1/1	0.91	0.38	48,48,48,48	0
56	MG	1A	4091	1/1	0.91	0.20	71,71,71,71	0
56	MG	2a	1637	1/1	0.91	0.23	60,60,60,60	0
56	MG	1A	3971	1/1	0.91	0.07	47,47,47,47	0
56	MG	1A	3285	1/1	0.91	0.28	30,30,30,30	0
56	MG	2A	3305	1/1	0.91	0.15	53,53,53,53	0
56	MG	1A	3130	1/1	0.91	0.36	49,49,49,49	0
56	MG	2A	3312	1/1	0.91	0.24	35,35,35,35	0

Continued on next page...

Continued from previous page...

Mol	Type	Chain	Res	Atoms	RSCC	RSR	B-factors(Å ²)	Q<0.9
56	MG	1a	1747	1/1	0.91	0.14	68,68,68,68	0
56	MG	2A	3317	1/1	0.91	0.28	35,35,35,35	0
56	MG	1A	3110	1/1	0.91	0.12	43,43,43,43	0
56	MG	2A	3328	1/1	0.91	0.17	59,59,59,59	0
56	MG	1A	3533	1/1	0.91	0.59	75,75,75,75	0
56	MG	2A	3339	1/1	0.91	0.08	76,76,76,76	0
56	MG	1A	3062	1/1	0.91	0.34	49,49,49,49	0
56	MG	1A	3981	1/1	0.91	0.09	59,59,59,59	0
56	MG	1A	3539	1/1	0.91	0.07	41,41,41,41	0
56	MG	1A	4119	1/1	0.91	0.18	35,35,35,35	0
56	MG	1Z	301	1/1	0.91	0.11	63,63,63,63	0
56	MG	1A	3646	1/1	0.91	0.11	53,53,53,53	0
56	MG	2a	1663	1/1	0.91	0.13	74,74,74,74	0
56	MG	2A	3057	1/1	0.91	0.10	34,34,34,34	0
56	MG	1A	3540	1/1	0.91	0.32	45,45,45,45	0
56	MG	2A	3374	1/1	0.91	0.19	43,43,43,43	0
56	MG	2a	1670	1/1	0.91	0.22	62,62,62,62	0
56	MG	2A	3059	1/1	0.91	0.27	59,59,59,59	0
56	MG	1A	3471	1/1	0.91	0.22	47,47,47,47	0
56	MG	2A	3387	1/1	0.91	0.14	52,52,52,52	0
56	MG	13	101	1/1	0.91	0.19	50,50,50,50	0
56	MG	2A	3064	1/1	0.91	0.24	34,34,34,34	0
56	MG	2a	1687	1/1	0.91	0.29	54,54,54,54	0
56	MG	1A	3836	1/1	0.91	0.17	33,33,33,33	0
56	MG	1a	1770	1/1	0.91	0.38	56,56,56,56	0
56	MG	18	102	1/1	0.91	0.16	40,40,40,40	0
56	MG	1A	4149	1/1	0.91	0.18	52,52,52,52	0
56	MG	1A	3543	1/1	0.91	0.36	46,46,46,46	0
56	MG	1a	1784	1/1	0.91	0.29	64,64,64,64	0
56	MG	1A	3998	1/1	0.91	0.15	51,51,51,51	0
56	MG	1A	4159	1/1	0.91	0.33	50,50,50,50	0
56	MG	1A	3674	1/1	0.91	0.23	43,43,43,43	0
56	MG	1a	1606	1/1	0.91	0.22	65,65,65,65	0
56	MG	1A	3167	1/1	0.91	0.12	37,37,37,37	0
56	MG	2A	3090	1/1	0.91	0.12	38,38,38,38	0
56	MG	2A	3423	1/1	0.91	0.13	60,60,60,60	0
56	MG	1A	4164	1/1	0.91	0.25	66,66,66,66	0
56	MG	2A	3095	1/1	0.91	0.29	48,48,48,48	0
56	MG	1A	3852	1/1	0.91	0.07	58,58,58,58	0
56	MG	1A	3854	1/1	0.91	0.14	36,36,36,36	0
56	MG	1a	1814	1/1	0.91	0.16	56,56,56,56	0
56	MG	2A	3102	1/1	0.91	0.08	68,68,68,68	0

Continued on next page...

Continued from previous page...

Mol	Type	Chain	Res	Atoms	RSCC	RSR	B-factors(\AA^2)	Q<0.9
56	MG	2A	3105	1/1	0.91	0.21	45,45,45,45	0
56	MG	2A	3107	1/1	0.91	0.07	65,65,65,65	0
56	MG	2A	3109	1/1	0.91	0.13	55,55,55,55	0
56	MG	1A	4007	1/1	0.91	0.15	49,49,49,49	0
56	MG	1A	4178	1/1	0.91	0.10	54,54,54,54	0
56	MG	2A	3114	1/1	0.91	0.20	46,46,46,46	0
56	MG	1a	1621	1/1	0.91	0.37	64,64,64,64	0
56	MG	1A	4182	1/1	0.91	0.12	42,42,42,42	0
56	MG	1a	1829	1/1	0.91	0.14	60,60,60,60	0
56	MG	1A	4184	1/1	0.91	0.10	58,58,58,58	0
56	MG	1a	1628	1/1	0.91	0.47	55,55,55,55	0
56	MG	1A	3677	1/1	0.91	0.22	30,30,30,30	0
56	MG	1A	4190	1/1	0.91	0.38	51,51,51,51	0
56	MG	2a	1763	1/1	0.91	0.10	69,69,69,69	0
56	MG	1A	3296	1/1	0.91	0.41	56,56,56,56	0
56	MG	2a	1766	1/1	0.91	0.15	60,60,60,60	0
56	MG	1A	3682	1/1	0.91	0.12	43,43,43,43	0
56	MG	1A	3113	1/1	0.91	0.30	49,49,49,49	0
56	MG	2A	3489	1/1	0.91	0.14	46,46,46,46	0
56	MG	1A	3358	1/1	0.91	0.22	46,46,46,46	0
56	MG	2A	3492	1/1	0.91	0.14	40,40,40,40	0
56	MG	2A	3497	1/1	0.91	0.07	52,52,52,52	0
56	MG	1a	1639	1/1	0.91	0.18	77,77,77,77	0
56	MG	1A	3697	1/1	0.91	0.18	47,47,47,47	0
56	MG	1A	4202	1/1	0.91	0.33	67,67,67,67	0
56	MG	1A	3554	1/1	0.91	0.25	61,61,61,61	0
56	MG	1A	3555	1/1	0.91	0.12	51,51,51,51	0
56	MG	1a	1661	1/1	0.91	0.12	34,34,34,34	0
56	MG	1A	3102	1/1	0.91	0.11	51,51,51,51	0
56	MG	1A	4212	1/1	0.91	0.13	40,40,40,40	0
56	MG	1A	3488	1/1	0.91	0.17	44,44,44,44	0
56	MG	2A	3526	1/1	0.91	0.14	37,37,37,37	0
56	MG	2a	1805	1/1	0.91	0.17	73,73,73,73	0
56	MG	1A	3254	1/1	0.91	0.08	51,51,51,51	0
56	MG	1A	3082	1/1	0.91	0.34	45,45,45,45	0
56	MG	2a	1809	1/1	0.91	0.12	69,69,69,69	0
56	MG	2a	1810	1/1	0.91	0.31	59,59,59,59	0
56	MG	1A	3724	1/1	0.91	0.18	61,61,61,61	0
56	MG	1A	3146	1/1	0.91	0.17	46,46,46,46	0
56	MG	2A	3193	1/1	0.91	0.21	48,48,48,48	0
56	MG	2a	1823	1/1	0.91	0.45	76,76,76,76	0
56	MG	1b	3002	1/1	0.91	0.14	88,88,88,88	0

Continued on next page...

Continued from previous page...

Mol	Type	Chain	Res	Atoms	RSCC	RSR	B-factors(\AA^2)	Q<0.9
56	MG	1A	3498	1/1	0.91	0.11	46,46,46,46	0
56	MG	2A	3199	1/1	0.91	0.12	34,34,34,34	0
56	MG	2A	3562	1/1	0.91	0.26	44,44,44,44	0
56	MG	1a	1687	1/1	0.91	0.24	51,51,51,51	0
56	MG	2A	3208	1/1	0.91	0.19	49,49,49,49	0
56	MG	1A	3315	1/1	0.91	0.31	55,55,55,55	0
56	MG	2A	3577	1/1	0.91	0.17	40,40,40,40	0
56	MG	1A	3147	1/1	0.91	0.28	50,50,50,50	0
56	MG	1A	3916	1/1	0.91	0.18	35,35,35,35	0
56	MG	1A	3368	1/1	0.91	0.20	65,65,65,65	0
56	MG	2A	3221	1/1	0.91	0.24	48,48,48,48	0
56	MG	2l	3002	1/1	0.91	0.20	74,74,74,74	0
56	MG	1A	3922	1/1	0.91	0.22	47,47,47,47	0
56	MG	1A	3372	1/1	0.91	0.15	56,56,56,56	0
56	MG	2x	3003	1/1	0.91	0.07	65,65,65,65	0
56	MG	1A	3035	1/1	0.91	0.19	53,53,53,53	0
56	MG	1a	1699	1/1	0.91	0.21	61,61,61,61	0
56	MG	1A	4153	1/1	0.92	0.21	68,68,68,68	0
56	MG	2A	3568	1/1	0.92	0.08	51,51,51,51	0
56	MG	2A	3194	1/1	0.92	0.12	50,50,50,50	0
56	MG	1a	1872	1/1	0.92	0.12	47,47,47,47	0
56	MG	1A	3002	1/1	0.92	0.13	54,54,54,54	0
56	MG	1A	4157	1/1	0.92	0.14	53,53,53,53	0
56	MG	2A	3203	1/1	0.92	0.26	51,51,51,51	0
56	MG	2A	3584	1/1	0.92	0.14	55,55,55,55	0
56	MG	1A	3769	1/1	0.92	0.17	45,45,45,45	0
56	MG	1a	1880	1/1	0.92	0.14	46,46,46,46	0
56	MG	1A	3974	1/1	0.92	0.20	54,54,54,54	0
56	MG	1A	3975	1/1	0.92	0.20	57,57,57,57	0
56	MG	1A	3120	1/1	0.92	0.25	37,37,37,37	0
56	MG	1A	3771	1/1	0.92	0.18	21,21,21,21	0
56	MG	1A	4172	1/1	0.92	0.18	22,22,22,22	0
56	MG	2E	301	1/1	0.92	0.14	23,23,23,23	0
56	MG	1A	3772	1/1	0.92	0.24	35,35,35,35	0
56	MG	1A	3141	1/1	0.92	0.08	46,46,46,46	0
56	MG	1d	502	1/1	0.92	0.31	68,68,68,68	0
56	MG	1A	3781	1/1	0.92	0.19	25,25,25,25	0
56	MG	2Q	3002	1/1	0.92	0.16	53,53,53,53	0
56	MG	1A	3420	1/1	0.92	0.29	57,57,57,57	0
56	MG	1h	202	1/1	0.92	0.19	65,65,65,65	0
56	MG	1a	1659	1/1	0.92	0.10	58,58,58,58	0
56	MG	2A	3237	1/1	0.92	0.30	67,67,67,67	0

Continued on next page...

Continued from previous page...

Mol	Type	Chain	Res	Atoms	RSCC	RSR	B-factors(\AA^2)	Q<0.9
56	MG	1A	3317	1/1	0.92	0.14	73,73,73,73	0
56	MG	2a	1603	1/1	0.92	0.35	59,59,59,59	0
56	MG	1A	3509	1/1	0.92	0.20	50,50,50,50	0
56	MG	1a	1667	1/1	0.92	0.07	47,47,47,47	0
56	MG	1a	1668	1/1	0.92	0.16	44,44,44,44	0
56	MG	1A	3803	1/1	0.92	0.26	62,62,62,62	0
56	MG	1q	202	1/1	0.92	0.20	55,55,55,55	0
56	MG	1A	3425	1/1	0.92	0.12	62,62,62,62	0
56	MG	1A	3512	1/1	0.92	0.09	41,41,41,41	0
56	MG	1A	3810	1/1	0.92	0.17	35,35,35,35	0
56	MG	1A	3513	1/1	0.92	0.28	44,44,44,44	0
56	MG	2A	3257	1/1	0.92	0.12	57,57,57,57	0
56	MG	1A	3068	1/1	0.92	0.39	54,54,54,54	0
56	MG	1A	3269	1/1	0.92	0.17	20,20,20,20	0
56	MG	2a	1629	1/1	0.92	0.15	60,60,60,60	0
56	MG	1a	1686	1/1	0.92	0.14	45,45,45,45	0
56	MG	1A	3430	1/1	0.92	0.18	44,44,44,44	0
56	MG	2A	3265	1/1	0.92	0.12	44,44,44,44	0
56	MG	1A	3432	1/1	0.92	0.16	52,52,52,52	0
56	MG	1A	3828	1/1	0.92	0.27	44,44,44,44	0
56	MG	1A	3519	1/1	0.92	0.35	51,51,51,51	0
56	MG	1A	3520	1/1	0.92	0.19	47,47,47,47	0
56	MG	2A	3005	1/1	0.92	0.17	52,52,52,52	0
56	MG	1A	3837	1/1	0.92	0.14	50,50,50,50	0
56	MG	2A	3287	1/1	0.92	0.16	55,55,55,55	0
56	MG	1A	3635	1/1	0.92	0.25	18,18,18,18	0
56	MG	1A	4029	1/1	0.92	0.14	64,64,64,64	0
56	MG	1A	3373	1/1	0.92	0.22	43,43,43,43	0
56	MG	2A	3011	1/1	0.92	0.21	49,49,49,49	0
56	MG	1A	3188	1/1	0.92	0.17	37,37,37,37	0
56	MG	1A	3525	1/1	0.92	0.43	56,56,56,56	0
56	MG	1a	1708	1/1	0.92	0.51	61,61,61,61	0
56	MG	1a	1710	1/1	0.92	0.36	58,58,58,58	0
56	MG	2A	3017	1/1	0.92	0.13	50,50,50,50	0
56	MG	1A	3014	1/1	0.92	0.32	51,51,51,51	0
56	MG	1A	3123	1/1	0.92	0.12	55,55,55,55	0
56	MG	2A	3327	1/1	0.92	0.30	50,50,50,50	0
56	MG	1A	4040	1/1	0.92	0.17	67,67,67,67	0
56	MG	2a	1661	1/1	0.92	0.04	64,64,64,64	0
56	MG	2A	3331	1/1	0.92	0.34	55,55,55,55	0
56	MG	2A	3333	1/1	0.92	0.16	55,55,55,55	0
56	MG	1A	3672	1/1	0.92	0.18	28,28,28,28	0

Continued on next page...

Continued from previous page...

Mol	Type	Chain	Res	Atoms	RSCC	RSR	B-factors(\AA^2)	Q<0.9
56	MG	2a	1667	1/1	0.92	0.23	60,60,60,60	0
56	MG	1A	3442	1/1	0.92	0.09	50,50,50,50	0
56	MG	1A	4044	1/1	0.92	0.08	72,72,72,72	0
56	MG	2A	3346	1/1	0.92	0.11	76,76,76,76	0
56	MG	1A	3331	1/1	0.92	0.19	43,43,43,43	0
56	MG	2a	1675	1/1	0.92	0.26	57,57,57,57	0
56	MG	1A	3869	1/1	0.92	0.16	64,64,64,64	0
56	MG	2a	1679	1/1	0.92	0.29	61,61,61,61	0
56	MG	2A	3351	1/1	0.92	0.16	50,50,50,50	0
56	MG	2a	1684	1/1	0.92	0.11	44,44,44,44	0
56	MG	1B	221	1/1	0.92	0.16	44,44,44,44	0
56	MG	1A	3536	1/1	0.92	0.08	67,67,67,67	0
56	MG	2a	1689	1/1	0.92	0.23	60,60,60,60	0
56	MG	2A	3035	1/1	0.92	0.12	57,57,57,57	0
56	MG	1D	302	1/1	0.92	0.23	71,71,71,71	0
56	MG	1D	304	1/1	0.92	0.26	42,42,42,42	0
56	MG	2a	1695	1/1	0.92	0.26	62,62,62,62	0
56	MG	1A	3381	1/1	0.92	0.28	44,44,44,44	0
56	MG	2A	3381	1/1	0.92	0.16	51,51,51,51	0
56	MG	2a	1699	1/1	0.92	0.24	46,46,46,46	0
56	MG	2a	1700	1/1	0.92	0.10	55,55,55,55	0
56	MG	1A	4055	1/1	0.92	0.16	42,42,42,42	0
56	MG	1D	311	1/1	0.92	0.19	41,41,41,41	0
56	MG	1A	3538	1/1	0.92	0.19	57,57,57,57	0
56	MG	1A	3202	1/1	0.92	0.13	26,26,26,26	0
56	MG	2A	3056	1/1	0.92	0.30	45,45,45,45	0
56	MG	1A	3454	1/1	0.92	0.18	56,56,56,56	0
56	MG	1A	3108	1/1	0.92	0.43	46,46,46,46	0
56	MG	1E	307	1/1	0.92	0.13	53,53,53,53	0
56	MG	1A	3892	1/1	0.92	0.15	50,50,50,50	0
56	MG	2a	1721	1/1	0.92	0.17	52,52,52,52	0
56	MG	1A	3893	1/1	0.92	0.11	61,61,61,61	0
56	MG	2A	3404	1/1	0.92	0.12	58,58,58,58	0
56	MG	1A	4070	1/1	0.92	0.25	55,55,55,55	0
56	MG	1A	4071	1/1	0.92	0.23	79,79,79,79	0
56	MG	1A	3691	1/1	0.92	0.32	43,43,43,43	0
56	MG	1A	3334	1/1	0.92	0.26	51,51,51,51	0
56	MG	1A	3041	1/1	0.92	0.22	44,44,44,44	0
56	MG	1A	3701	1/1	0.92	0.18	47,47,47,47	0
56	MG	1A	3083	1/1	0.92	0.23	44,44,44,44	0
56	MG	2A	3076	1/1	0.92	0.11	44,44,44,44	0
56	MG	1A	4077	1/1	0.92	0.17	62,62,62,62	0

Continued on next page...

Continued from previous page...

Mol	Type	Chain	Res	Atoms	RSCC	RSR	B-factors(Å ²)	Q<0.9
56	MG	1N	204	1/1	0.92	0.20	44,44,44,44	0
56	MG	2a	1748	1/1	0.92	0.11	51,51,51,51	0
56	MG	1O	3001	1/1	0.92	0.18	40,40,40,40	0
56	MG	1A	3909	1/1	0.92	0.28	34,34,34,34	0
56	MG	1A	3100	1/1	0.92	0.19	47,47,47,47	0
56	MG	2a	1759	1/1	0.92	0.14	58,58,58,58	0
56	MG	1a	1769	1/1	0.92	0.14	66,66,66,66	0
56	MG	1P	202	1/1	0.92	0.24	49,49,49,49	0
56	MG	1a	1771	1/1	0.92	0.15	56,56,56,56	0
56	MG	2A	3446	1/1	0.92	0.11	53,53,53,53	0
56	MG	2a	1764	1/1	0.92	0.32	69,69,69,69	0
56	MG	1Q	202	1/1	0.92	0.33	35,35,35,35	0
56	MG	1a	1778	1/1	0.92	0.23	83,83,83,83	0
56	MG	1A	3472	1/1	0.92	0.13	47,47,47,47	0
56	MG	1A	3915	1/1	0.92	0.07	44,44,44,44	0
56	MG	1A	4084	1/1	0.92	0.34	73,73,73,73	0
56	MG	2a	1770	1/1	0.92	0.20	71,71,71,71	0
56	MG	2A	3461	1/1	0.92	0.24	52,52,52,52	0
56	MG	1A	3153	1/1	0.92	0.28	49,49,49,49	0
56	MG	2a	1778	1/1	0.92	0.10	61,61,61,61	0
56	MG	2A	3468	1/1	0.92	0.10	60,60,60,60	0
56	MG	2A	3469	1/1	0.92	0.05	45,45,45,45	0
56	MG	2a	1786	1/1	0.92	0.14	58,58,58,58	0
56	MG	1A	3064	1/1	0.92	0.31	41,41,41,41	0
56	MG	1A	3919	1/1	0.92	0.12	16,16,16,16	0
56	MG	1A	3087	1/1	0.92	0.24	51,51,51,51	0
56	MG	1A	4092	1/1	0.92	0.15	69,69,69,69	0
56	MG	1Z	303	1/1	0.92	0.13	64,64,64,64	0
56	MG	1a	1810	1/1	0.92	0.16	74,74,74,74	0
56	MG	1A	4093	1/1	0.92	0.29	29,29,29,29	0
56	MG	2A	3484	1/1	0.92	0.15	43,43,43,43	0
56	MG	2A	3120	1/1	0.92	0.14	40,40,40,40	0
56	MG	2a	1802	1/1	0.92	0.18	53,53,53,53	0
56	MG	1A	3923	1/1	0.92	0.10	53,53,53,53	0
56	MG	1a	1813	1/1	0.92	0.24	59,59,59,59	0
56	MG	1A	3402	1/1	0.92	0.20	48,48,48,48	0
56	MG	1A	3566	1/1	0.92	0.24	44,44,44,44	0
56	MG	2A	3134	1/1	0.92	0.18	49,49,49,49	0
56	MG	1A	3733	1/1	0.92	0.16	42,42,42,42	0
56	MG	1A	4108	1/1	0.92	0.16	44,44,44,44	0
56	MG	2a	1815	1/1	0.92	0.29	63,63,63,63	0
56	MG	2A	3137	1/1	0.92	0.26	42,42,42,42	0

Continued on next page...

Continued from previous page...

Mol	Type	Chain	Res	Atoms	RSCC	RSR	B-factors(\AA^2)	Q<0.9
56	MG	2a	1818	1/1	0.92	0.15	63,63,63,63	0
56	MG	2A	3510	1/1	0.92	0.17	61,61,61,61	0
56	MG	1A	4112	1/1	0.92	0.24	29,29,29,29	0
56	MG	1A	3567	1/1	0.92	0.16	49,49,49,49	0
56	MG	1A	3118	1/1	0.92	0.33	44,44,44,44	0
56	MG	1a	1840	1/1	0.92	0.12	51,51,51,51	0
56	MG	1A	3747	1/1	0.92	0.29	22,22,22,22	0
56	MG	1A	3569	1/1	0.92	0.23	56,56,56,56	0
56	MG	1A	3942	1/1	0.92	0.19	44,44,44,44	0
56	MG	1A	3304	1/1	0.92	0.18	51,51,51,51	0
56	MG	2A	3537	1/1	0.92	0.13	49,49,49,49	0
56	MG	1A	4132	1/1	0.92	0.28	52,52,52,52	0
56	MG	2A	3548	1/1	0.92	0.13	53,53,53,53	0
56	MG	2f	3001	1/1	0.92	0.14	49,49,49,49	0
56	MG	1A	3132	1/1	0.92	0.17	52,52,52,52	0
56	MG	1A	3953	1/1	0.92	0.25	65,65,65,65	0
56	MG	2l	3003	1/1	0.92	0.12	71,71,71,71	0
56	MG	1A	3410	1/1	0.92	0.34	22,22,22,22	0
56	MG	1A	3306	1/1	0.92	0.36	41,41,41,41	0
56	MG	1A	3307	1/1	0.92	0.21	37,37,37,37	0
56	MG	2A	3185	1/1	0.92	0.12	52,52,52,52	0
56	MG	1a	1868	1/1	0.92	0.23	63,63,63,63	0
56	MG	1a	1737	1/1	0.93	0.16	67,67,67,67	0
56	MG	1A	3629	1/1	0.93	0.09	33,33,33,33	0
56	MG	1B	214	1/1	0.93	0.11	37,37,37,37	0
56	MG	1B	217	1/1	0.93	0.13	36,36,36,36	0
56	MG	1B	220	1/1	0.93	0.05	44,44,44,44	0
56	MG	2A	3516	1/1	0.93	0.14	32,32,32,32	0
56	MG	1A	3630	1/1	0.93	0.11	40,40,40,40	0
56	MG	1B	222	1/1	0.93	0.07	64,64,64,64	0
56	MG	1B	223	1/1	0.93	0.11	66,66,66,66	0
56	MG	1A	3827	1/1	0.93	0.18	70,70,70,70	0
56	MG	1A	3516	1/1	0.93	0.07	59,59,59,59	0
56	MG	1D	303	1/1	0.93	0.27	45,45,45,45	0
56	MG	1A	3081	1/1	0.93	0.19	47,47,47,47	0
56	MG	2A	3539	1/1	0.93	0.12	43,43,43,43	0
56	MG	2A	3540	1/1	0.93	0.23	36,36,36,36	0
56	MG	2A	3541	1/1	0.93	0.26	51,51,51,51	0
56	MG	2A	3544	1/1	0.93	0.15	48,48,48,48	0
56	MG	1A	4037	1/1	0.93	0.20	77,77,77,77	0
56	MG	1D	306	1/1	0.93	0.25	13,13,13,13	0
56	MG	1A	4038	1/1	0.93	0.08	81,81,81,81	0

Continued on next page...

Continued from previous page...

Mol	Type	Chain	Res	Atoms	RSCC	RSR	B-factors(\AA^2)	Q<0.9
56	MG	2A	3551	1/1	0.93	0.13	40,40,40,40	0
56	MG	2A	3126	1/1	0.93	0.46	47,47,47,47	0
56	MG	2A	3129	1/1	0.93	0.15	56,56,56,56	0
56	MG	2A	3556	1/1	0.93	0.21	33,33,33,33	0
56	MG	1A	3303	1/1	0.93	0.09	44,44,44,44	0
56	MG	2A	3558	1/1	0.93	0.18	42,42,42,42	0
56	MG	1A	3637	1/1	0.93	0.17	48,48,48,48	0
56	MG	1A	3138	1/1	0.93	0.15	49,49,49,49	0
56	MG	2A	3563	1/1	0.93	0.23	42,42,42,42	0
56	MG	1A	3642	1/1	0.93	0.22	26,26,26,26	0
56	MG	1a	1775	1/1	0.93	0.17	55,55,55,55	0
56	MG	1a	1776	1/1	0.93	0.12	64,64,64,64	0
56	MG	2A	3569	1/1	0.93	0.22	32,32,32,32	0
56	MG	1E	304	1/1	0.93	0.43	53,53,53,53	0
56	MG	1A	3226	1/1	0.93	0.18	38,38,38,38	0
56	MG	1A	3431	1/1	0.93	0.35	56,56,56,56	0
56	MG	1A	3648	1/1	0.93	0.29	46,46,46,46	0
56	MG	2A	3582	1/1	0.93	0.31	38,38,38,38	0
56	MG	1A	4048	1/1	0.93	0.12	50,50,50,50	0
56	MG	1A	3652	1/1	0.93	0.13	48,48,48,48	0
56	MG	2A	3165	1/1	0.93	0.12	33,33,33,33	0
56	MG	1F	306	1/1	0.93	0.14	35,35,35,35	0
56	MG	2A	3169	1/1	0.93	0.15	40,40,40,40	0
56	MG	1A	3858	1/1	0.93	0.26	48,48,48,48	0
56	MG	2D	301	1/1	0.93	0.20	51,51,51,51	0
56	MG	1A	3228	1/1	0.93	0.25	25,25,25,25	0
56	MG	1A	3020	1/1	0.93	0.30	38,38,38,38	0
56	MG	1A	3861	1/1	0.93	0.15	43,43,43,43	0
56	MG	1A	3862	1/1	0.93	0.10	34,34,34,34	0
56	MG	2E	303	1/1	0.93	0.20	44,44,44,44	0
56	MG	1G	203	1/1	0.93	0.12	61,61,61,61	0
56	MG	1A	3669	1/1	0.93	0.25	27,27,27,27	0
56	MG	1N	202	1/1	0.93	0.43	54,54,54,54	0
56	MG	2O	202	1/1	0.93	0.16	44,44,44,44	0
56	MG	1A	3526	1/1	0.93	0.22	70,70,70,70	0
56	MG	2A	3192	1/1	0.93	0.37	36,36,36,36	0
56	MG	2Q	3005	1/1	0.93	0.12	43,43,43,43	0
56	MG	1a	1817	1/1	0.93	0.33	59,59,59,59	0
56	MG	1A	3871	1/1	0.93	0.11	55,55,55,55	0
56	MG	1a	1820	1/1	0.93	0.17	69,69,69,69	0
56	MG	1A	3371	1/1	0.93	0.16	41,41,41,41	0
56	MG	1A	3066	1/1	0.93	0.17	41,41,41,41	0

Continued on next page...

Continued from previous page...

Mol	Type	Chain	Res	Atoms	RSCC	RSR	B-factors(\AA^2)	Q<0.9
56	MG	2A	3202	1/1	0.93	0.14	40,40,40,40	0
56	MG	1a	1823	1/1	0.93	0.15	46,46,46,46	0
56	MG	1A	3531	1/1	0.93	0.66	51,51,51,51	0
56	MG	1A	3885	1/1	0.93	0.13	46,46,46,46	0
56	MG	1a	1835	1/1	0.93	0.11	36,36,36,36	0
56	MG	1A	3676	1/1	0.93	0.16	38,38,38,38	0
56	MG	1A	3244	1/1	0.93	0.22	45,45,45,45	0
56	MG	2a	1611	1/1	0.93	0.22	48,48,48,48	0
56	MG	2a	1612	1/1	0.93	0.17	59,59,59,59	0
56	MG	1A	3678	1/1	0.93	0.18	27,27,27,27	0
56	MG	2a	1617	1/1	0.93	0.13	69,69,69,69	0
56	MG	2a	1618	1/1	0.93	0.25	63,63,63,63	0
56	MG	1A	3679	1/1	0.93	0.17	24,24,24,24	0
56	MG	1A	3248	1/1	0.93	0.13	31,31,31,31	0
56	MG	1A	3895	1/1	0.93	0.13	33,33,33,33	0
56	MG	1A	3443	1/1	0.93	0.14	59,59,59,59	0
56	MG	2A	3230	1/1	0.93	0.13	57,57,57,57	0
56	MG	2a	1627	1/1	0.93	0.14	63,63,63,63	0
56	MG	1a	1851	1/1	0.93	0.47	60,60,60,60	0
56	MG	1V	202	1/1	0.93	0.09	51,51,51,51	0
56	MG	1a	1856	1/1	0.93	0.15	64,64,64,64	0
56	MG	1X	3001	1/1	0.93	0.23	44,44,44,44	0
56	MG	1A	3375	1/1	0.93	0.21	57,57,57,57	0
56	MG	1A	4083	1/1	0.93	0.13	45,45,45,45	0
56	MG	1A	3249	1/1	0.93	0.15	44,44,44,44	0
56	MG	1A	3901	1/1	0.93	0.09	35,35,35,35	0
56	MG	1a	1869	1/1	0.93	0.15	62,62,62,62	0
56	MG	10	106	1/1	0.93	0.14	73,73,73,73	0
56	MG	1A	4086	1/1	0.93	0.35	61,61,61,61	0
56	MG	12	3001	1/1	0.93	0.18	52,52,52,52	0
56	MG	1A	3690	1/1	0.93	0.15	28,28,28,28	0
56	MG	2A	3251	1/1	0.93	0.24	22,22,22,22	0
56	MG	1A	3449	1/1	0.93	0.12	55,55,55,55	0
56	MG	1A	3692	1/1	0.93	0.38	37,37,37,37	0
56	MG	1A	3912	1/1	0.93	0.20	54,54,54,54	0
56	MG	1a	1883	1/1	0.93	0.10	62,62,62,62	0
56	MG	1A	3694	1/1	0.93	0.24	29,29,29,29	0
56	MG	1a	1885	1/1	0.93	0.11	66,66,66,66	0
56	MG	2A	3263	1/1	0.93	0.19	30,30,30,30	0
56	MG	18	105	1/1	0.93	0.26	37,37,37,37	0
56	MG	1a	1890	1/1	0.93	0.15	49,49,49,49	0
56	MG	19	101	1/1	0.93	0.22	38,38,38,38	0

Continued on next page...

Continued from previous page...

Mol	Type	Chain	Res	Atoms	RSCC	RSR	B-factors(\AA^2)	Q<0.9
56	MG	2A	3267	1/1	0.93	0.23	62,62,62,62	0
56	MG	19	103	1/1	0.93	0.21	51,51,51,51	0
56	MG	1a	1895	1/1	0.93	0.14	78,78,78,78	0
56	MG	1A	4094	1/1	0.93	0.25	34,34,34,34	0
56	MG	1A	3696	1/1	0.93	0.24	45,45,45,45	0
56	MG	1A	3047	1/1	0.93	0.24	69,69,69,69	0
56	MG	1e	201	1/1	0.93	0.14	63,63,63,63	0
56	MG	1A	4101	1/1	0.93	0.18	39,39,39,39	0
56	MG	1A	3379	1/1	0.93	0.23	26,26,26,26	0
56	MG	2A	3291	1/1	0.93	0.17	30,30,30,30	0
56	MG	1A	3255	1/1	0.93	0.28	68,68,68,68	0
56	MG	2a	1677	1/1	0.93	0.09	54,54,54,54	0
56	MG	1A	3464	1/1	0.93	0.40	50,50,50,50	0
56	MG	1A	3706	1/1	0.93	0.14	25,25,25,25	0
56	MG	2a	1681	1/1	0.93	0.16	47,47,47,47	0
56	MG	1A	3707	1/1	0.93	0.11	68,68,68,68	0
56	MG	2A	3308	1/1	0.93	0.12	56,56,56,56	0
56	MG	1A	3925	1/1	0.93	0.20	39,39,39,39	0
56	MG	1A	3050	1/1	0.93	0.14	48,48,48,48	0
56	MG	1p	101	1/1	0.93	0.19	63,63,63,63	0
56	MG	1A	3712	1/1	0.93	0.24	28,28,28,28	0
56	MG	1A	3713	1/1	0.93	0.15	26,26,26,26	0
56	MG	2A	3322	1/1	0.93	0.15	39,39,39,39	0
56	MG	1A	4121	1/1	0.93	0.18	55,55,55,55	0
56	MG	2a	1697	1/1	0.93	0.16	53,53,53,53	0
56	MG	1A	3382	1/1	0.93	0.21	49,49,49,49	0
56	MG	1A	4127	1/1	0.93	0.13	29,29,29,29	0
56	MG	1A	3175	1/1	0.93	0.13	40,40,40,40	0
56	MG	1A	4136	1/1	0.93	0.20	38,38,38,38	0
56	MG	1A	4137	1/1	0.93	0.06	64,64,64,64	0
56	MG	1A	3090	1/1	0.93	0.29	30,30,30,30	0
56	MG	2A	3345	1/1	0.93	0.12	55,55,55,55	0
56	MG	1A	3387	1/1	0.93	0.13	54,54,54,54	0
56	MG	2A	3347	1/1	0.93	0.06	46,46,46,46	0
56	MG	1A	3557	1/1	0.93	0.13	53,53,53,53	0
56	MG	2a	1714	1/1	0.93	0.07	61,61,61,61	0
56	MG	1A	4142	1/1	0.93	0.23	39,39,39,39	0
56	MG	1a	1648	1/1	0.93	0.18	52,52,52,52	0
56	MG	1A	4148	1/1	0.93	0.16	47,47,47,47	0
56	MG	1a	1651	1/1	0.93	0.30	48,48,48,48	0
56	MG	2A	3356	1/1	0.93	0.15	49,49,49,49	0
56	MG	1A	3179	1/1	0.93	0.20	36,36,36,36	0

Continued on next page...

Continued from previous page...

Mol	Type	Chain	Res	Atoms	RSCC	RSR	B-factors(\AA^2)	Q<0.9
56	MG	1a	1653	1/1	0.93	0.11	52,52,52,52	0
56	MG	2A	3365	1/1	0.93	0.22	46,46,46,46	0
56	MG	1A	3186	1/1	0.93	0.44	39,39,39,39	0
56	MG	1a	1660	1/1	0.93	0.52	47,47,47,47	0
56	MG	1A	3391	1/1	0.93	0.23	29,29,29,29	0
56	MG	2a	1735	1/1	0.93	0.44	73,73,73,73	0
56	MG	2A	3382	1/1	0.93	0.26	43,43,43,43	0
56	MG	1A	3478	1/1	0.93	0.43	41,41,41,41	0
56	MG	1A	3479	1/1	0.93	0.25	44,44,44,44	0
56	MG	1A	3965	1/1	0.93	0.18	63,63,63,63	0
56	MG	2a	1743	1/1	0.93	0.28	64,64,64,64	0
56	MG	2a	1745	1/1	0.93	0.21	52,52,52,52	0
56	MG	1A	3482	1/1	0.93	0.50	49,49,49,49	0
56	MG	2a	1750	1/1	0.93	0.22	54,54,54,54	0
56	MG	2A	3390	1/1	0.93	0.39	56,56,56,56	0
56	MG	2a	1753	1/1	0.93	0.22	76,76,76,76	0
56	MG	1A	4161	1/1	0.93	0.18	45,45,45,45	0
56	MG	1A	3573	1/1	0.93	0.14	44,44,44,44	0
56	MG	1A	3144	1/1	0.93	0.11	49,49,49,49	0
56	MG	1A	4166	1/1	0.93	0.23	36,36,36,36	0
56	MG	1A	3275	1/1	0.93	0.18	48,48,48,48	0
56	MG	2A	3402	1/1	0.93	0.20	47,47,47,47	0
56	MG	1A	3192	1/1	0.93	0.26	46,46,46,46	0
56	MG	1A	3764	1/1	0.93	0.22	46,46,46,46	0
56	MG	1A	3584	1/1	0.93	0.07	50,50,50,50	0
56	MG	2A	3406	1/1	0.93	0.19	48,48,48,48	0
56	MG	1A	3056	1/1	0.93	0.19	38,38,38,38	0
56	MG	1A	3980	1/1	0.93	0.12	42,42,42,42	0
56	MG	1A	3588	1/1	0.93	0.14	51,51,51,51	0
56	MG	1A	3343	1/1	0.93	0.21	41,41,41,41	0
56	MG	1A	3986	1/1	0.93	0.11	70,70,70,70	0
56	MG	2A	3039	1/1	0.93	0.22	43,43,43,43	0
56	MG	2A	3422	1/1	0.93	0.23	51,51,51,51	0
56	MG	1A	3987	1/1	0.93	0.15	12,12,12,12	0
56	MG	1A	3009	1/1	0.93	0.32	31,31,31,31	0
56	MG	1A	4194	1/1	0.93	0.15	41,41,41,41	0
56	MG	1A	3075	1/1	0.93	0.07	46,46,46,46	0
56	MG	1a	1701	1/1	0.93	0.33	47,47,47,47	0
56	MG	2A	3430	1/1	0.93	0.11	54,54,54,54	0
56	MG	1A	3990	1/1	0.93	0.11	53,53,53,53	0
56	MG	1a	1706	1/1	0.93	0.15	51,51,51,51	0
56	MG	1A	3991	1/1	0.93	0.16	64,64,64,64	0

Continued on next page...

Continued from previous page...

Mol	Type	Chain	Res	Atoms	RSCC	RSR	B-factors(\AA^2)	Q<0.9
56	MG	1A	3404	1/1	0.93	0.15	32,32,32,32	0
56	MG	1A	3017	1/1	0.93	0.33	50,50,50,50	0
56	MG	2A	3447	1/1	0.93	0.31	61,61,61,61	0
56	MG	1A	3349	1/1	0.93	0.29	32,32,32,32	0
56	MG	2a	1804	1/1	0.93	0.23	63,63,63,63	0
56	MG	1A	3783	1/1	0.93	0.90	58,58,58,58	0
56	MG	2A	3063	1/1	0.93	0.32	46,46,46,46	0
56	MG	1A	3350	1/1	0.93	0.18	45,45,45,45	0
56	MG	2A	3459	1/1	0.93	0.10	33,33,33,33	0
56	MG	1A	3600	1/1	0.93	0.55	54,54,54,54	0
56	MG	1A	3795	1/1	0.93	0.19	58,58,58,58	0
56	MG	2A	3466	1/1	0.93	0.16	50,50,50,50	0
56	MG	1A	3351	1/1	0.93	0.22	59,59,59,59	0
56	MG	1A	3804	1/1	0.93	0.19	71,71,71,71	0
56	MG	1A	4227	1/1	0.93	0.13	34,34,34,34	0
56	MG	2a	1822	1/1	0.93	0.12	71,71,71,71	0
56	MG	2A	3472	1/1	0.93	0.09	52,52,52,52	0
56	MG	2A	3473	1/1	0.93	0.18	53,53,53,53	0
56	MG	2a	1835	1/1	0.93	0.31	58,58,58,58	0
56	MG	1A	4008	1/1	0.93	0.15	47,47,47,47	0
56	MG	1A	4009	1/1	0.93	0.09	65,65,65,65	0
56	MG	2A	3476	1/1	0.93	0.18	56,56,56,56	0
56	MG	1A	3001	1/1	0.93	0.33	37,37,37,37	0
56	MG	2A	3079	1/1	0.93	0.35	47,47,47,47	0
56	MG	2A	3480	1/1	0.93	0.25	39,39,39,39	0
56	MG	1A	3044	1/1	0.93	0.13	53,53,53,53	0
56	MG	1A	3354	1/1	0.93	0.15	34,34,34,34	0
56	MG	2A	3085	1/1	0.93	0.13	55,55,55,55	0
56	MG	1A	4020	1/1	0.93	0.16	69,69,69,69	0
56	MG	2A	3087	1/1	0.93	0.16	41,41,41,41	0
56	MG	2A	3088	1/1	0.93	0.11	27,27,27,27	0
56	MG	1A	3212	1/1	0.93	0.17	63,63,63,63	0
56	MG	2A	3491	1/1	0.93	0.12	56,56,56,56	0
56	MG	1A	4024	1/1	0.93	0.10	46,46,46,46	0
56	MG	2l	3005	1/1	0.93	0.07	48,48,48,48	0
56	MG	2q	3001	1/1	0.93	0.28	65,65,65,65	0
56	MG	2x	3001	1/1	0.93	0.08	68,68,68,68	0
56	MG	2A	3496	1/1	0.93	0.27	35,35,35,35	0
56	MG	1A	3131	1/1	0.93	0.26	43,43,43,43	0
56	MG	2x	3004	1/1	0.93	0.23	62,62,62,62	0
56	MG	1a	1734	1/1	0.93	0.31	67,67,67,67	0
56	MG	1A	3216	1/1	0.93	0.19	35,35,35,35	0

Continued on next page...

Continued from previous page...

Mol	Type	Chain	Res	Atoms	RSCC	RSR	B-factors(Å ²)	Q<0.9
56	MG	1A	3604	1/1	0.94	0.10	66,66,66,66	0
56	MG	1A	3345	1/1	0.94	0.15	25,25,25,25	0
56	MG	1a	1792	1/1	0.94	0.22	34,34,34,34	0
56	MG	1a	1793	1/1	0.94	0.14	58,58,58,58	0
56	MG	2A	3141	1/1	0.94	0.45	53,53,53,53	0
56	MG	2A	3146	1/1	0.94	0.29	50,50,50,50	0
56	MG	1a	1796	1/1	0.94	0.07	55,55,55,55	0
56	MG	1a	1797	1/1	0.94	0.46	49,49,49,49	0
56	MG	1A	4095	1/1	0.94	0.21	34,34,34,34	0
56	MG	1A	3931	1/1	0.94	0.14	36,36,36,36	0
56	MG	2A	3159	1/1	0.94	0.20	37,37,37,37	0
56	MG	2A	3549	1/1	0.94	0.27	47,47,47,47	0
56	MG	1A	3607	1/1	0.94	0.46	53,53,53,53	0
56	MG	1A	3133	1/1	0.94	0.14	55,55,55,55	0
56	MG	1A	3300	1/1	0.94	0.10	44,44,44,44	0
56	MG	1A	4103	1/1	0.94	0.35	35,35,35,35	0
56	MG	1A	3760	1/1	0.94	0.17	58,58,58,58	0
56	MG	2A	3172	1/1	0.94	0.26	49,49,49,49	0
56	MG	1T	202	1/1	0.94	0.07	39,39,39,39	0
56	MG	1a	1816	1/1	0.94	0.12	60,60,60,60	0
56	MG	1A	4105	1/1	0.94	0.27	45,45,45,45	0
56	MG	1A	3301	1/1	0.94	0.12	77,77,77,77	0
56	MG	1W	3002	1/1	0.94	0.36	41,41,41,41	0
56	MG	1W	3006	1/1	0.94	0.07	35,35,35,35	0
56	MG	1A	4109	1/1	0.94	0.18	37,37,37,37	0
56	MG	1A	4110	1/1	0.94	0.13	75,75,75,75	0
56	MG	2A	3191	1/1	0.94	0.40	48,48,48,48	0
56	MG	1A	3447	1/1	0.94	0.14	43,43,43,43	0
56	MG	1a	1827	1/1	0.94	0.14	44,44,44,44	0
56	MG	1A	3134	1/1	0.94	0.27	52,52,52,52	0
56	MG	1a	1832	1/1	0.94	0.22	52,52,52,52	0
56	MG	1a	1834	1/1	0.94	0.10	59,59,59,59	0
56	MG	1A	3620	1/1	0.94	0.14	37,37,37,37	0
56	MG	2A	3585	1/1	0.94	0.17	35,35,35,35	0
56	MG	2A	3589	1/1	0.94	0.10	43,43,43,43	0
56	MG	10	103	1/1	0.94	0.16	44,44,44,44	0
56	MG	2B	3002	1/1	0.94	0.19	54,54,54,54	0
56	MG	1A	3625	1/1	0.94	0.10	47,47,47,47	0
56	MG	1A	3955	1/1	0.94	0.26	54,54,54,54	0
56	MG	1A	3626	1/1	0.94	0.18	55,55,55,55	0
56	MG	1A	4120	1/1	0.94	0.32	50,50,50,50	0
56	MG	15	102	1/1	0.94	0.15	45,45,45,45	0

Continued on next page...

Continued from previous page...

Mol	Type	Chain	Res	Atoms	RSCC	RSR	B-factors(\AA^2)	Q<0.9
56	MG	2D	303	1/1	0.94	0.21	44,44,44,44	0
56	MG	2D	304	1/1	0.94	0.11	39,39,39,39	0
56	MG	1A	3137	1/1	0.94	0.17	44,44,44,44	0
56	MG	17	102	1/1	0.94	0.09	42,42,42,42	0
56	MG	2A	3219	1/1	0.94	0.18	42,42,42,42	0
56	MG	1a	1852	1/1	0.94	0.20	62,62,62,62	0
56	MG	1A	4124	1/1	0.94	0.26	33,33,33,33	0
56	MG	1A	3964	1/1	0.94	0.25	41,41,41,41	0
56	MG	2A	3226	1/1	0.94	0.14	64,64,64,64	0
56	MG	1A	3266	1/1	0.94	0.16	31,31,31,31	0
56	MG	1a	1859	1/1	0.94	0.07	67,67,67,67	0
56	MG	1A	4131	1/1	0.94	0.26	32,32,32,32	0
56	MG	2Q	3004	1/1	0.94	0.26	45,45,45,45	0
56	MG	1A	3773	1/1	0.94	0.16	31,31,31,31	0
56	MG	2X	8001	1/1	0.94	0.19	37,37,37,37	0
56	MG	1a	1863	1/1	0.94	0.07	73,73,73,73	0
56	MG	1A	4135	1/1	0.94	0.22	28,28,28,28	0
56	MG	28	101	1/1	0.94	0.33	40,40,40,40	0
56	MG	1a	1867	1/1	0.94	0.47	54,54,54,54	0
56	MG	1A	3775	1/1	0.94	0.15	33,33,33,33	0
56	MG	1A	3631	1/1	0.94	0.11	47,47,47,47	0
56	MG	2A	3240	1/1	0.94	0.20	59,59,59,59	0
56	MG	1A	3459	1/1	0.94	0.29	43,43,43,43	0
56	MG	1a	1605	1/1	0.94	0.12	66,66,66,66	0
56	MG	1A	3633	1/1	0.94	0.21	29,29,29,29	0
56	MG	1A	3061	1/1	0.94	0.16	58,58,58,58	0
56	MG	1A	3394	1/1	0.94	0.19	45,45,45,45	0
56	MG	1A	4143	1/1	0.94	0.23	34,34,34,34	0
56	MG	1A	3787	1/1	0.94	0.15	33,33,33,33	0
56	MG	1a	1882	1/1	0.94	0.29	59,59,59,59	0
56	MG	2A	3254	1/1	0.94	0.16	43,43,43,43	0
56	MG	2A	3255	1/1	0.94	0.17	49,49,49,49	0
56	MG	1A	3636	1/1	0.94	0.24	29,29,29,29	0
56	MG	1A	4150	1/1	0.94	0.13	47,47,47,47	0
56	MG	1A	3794	1/1	0.94	0.08	43,43,43,43	0
56	MG	1A	3180	1/1	0.94	0.09	45,45,45,45	0
56	MG	1A	3052	1/1	0.94	0.17	54,54,54,54	0
56	MG	1A	3398	1/1	0.94	0.30	46,46,46,46	0
56	MG	1A	3470	1/1	0.94	0.16	47,47,47,47	0
56	MG	1A	3808	1/1	0.94	0.20	14,14,14,14	0
56	MG	1a	1632	1/1	0.94	0.21	72,72,72,72	0
56	MG	1A	3645	1/1	0.94	0.09	59,59,59,59	0

Continued on next page...

Continued from previous page...

Mol	Type	Chain	Res	Atoms	RSCC	RSR	B-factors(\AA^2)	Q<0.9
56	MG	2A	3273	1/1	0.94	0.29	56,56,56,56	0
56	MG	1A	4162	1/1	0.94	0.23	37,37,37,37	0
56	MG	2a	1635	1/1	0.94	0.16	66,66,66,66	0
56	MG	2A	3278	1/1	0.94	0.27	44,44,44,44	0
56	MG	1A	3311	1/1	0.94	0.20	35,35,35,35	0
56	MG	1A	3357	1/1	0.94	0.11	49,49,49,49	0
56	MG	1A	3995	1/1	0.94	0.24	32,32,32,32	0
56	MG	2a	1640	1/1	0.94	0.82	72,72,72,72	0
56	MG	1A	3276	1/1	0.94	0.56	34,34,34,34	0
56	MG	1A	3159	1/1	0.94	0.21	26,26,26,26	0
56	MG	1A	3821	1/1	0.94	0.13	49,49,49,49	0
56	MG	1A	3658	1/1	0.94	0.15	60,60,60,60	0
56	MG	1A	3659	1/1	0.94	0.11	58,58,58,58	0
56	MG	1A	3660	1/1	0.94	0.16	46,46,46,46	0
56	MG	1A	3405	1/1	0.94	0.23	45,45,45,45	0
56	MG	1a	1655	1/1	0.94	0.35	47,47,47,47	0
56	MG	1a	1657	1/1	0.94	0.13	54,54,54,54	0
56	MG	2A	3306	1/1	0.94	0.17	55,55,55,55	0
56	MG	1A	3666	1/1	0.94	0.09	30,30,30,30	0
56	MG	1A	3833	1/1	0.94	0.22	54,54,54,54	0
56	MG	2A	3311	1/1	0.94	0.11	57,57,57,57	0
56	MG	1A	3550	1/1	0.94	0.30	40,40,40,40	0
56	MG	2A	3313	1/1	0.94	0.22	39,39,39,39	0
56	MG	2A	3314	1/1	0.94	0.06	63,63,63,63	0
56	MG	1A	4192	1/1	0.94	0.24	40,40,40,40	0
56	MG	2A	3316	1/1	0.94	0.20	60,60,60,60	0
56	MG	1a	1666	1/1	0.94	0.11	51,51,51,51	0
56	MG	1A	3361	1/1	0.94	0.27	35,35,35,35	0
56	MG	1A	4013	1/1	0.94	0.22	56,56,56,56	0
56	MG	2A	3323	1/1	0.94	0.20	35,35,35,35	0
56	MG	1x	109	1/1	0.94	0.21	47,47,47,47	0
56	MG	1A	4016	1/1	0.94	0.14	65,65,65,65	0
56	MG	2A	3329	1/1	0.94	0.10	55,55,55,55	0
56	MG	1A	3407	1/1	0.94	0.23	48,48,48,48	0
56	MG	2A	3332	1/1	0.94	0.11	51,51,51,51	0
56	MG	1a	1671	1/1	0.94	0.30	55,55,55,55	0
56	MG	1A	4018	1/1	0.94	0.32	27,27,27,27	0
56	MG	1A	3316	1/1	0.94	0.13	41,41,41,41	0
56	MG	2a	1683	1/1	0.94	0.12	67,67,67,67	0
56	MG	1A	3236	1/1	0.94	0.17	63,63,63,63	0
56	MG	1a	1676	1/1	0.94	0.07	69,69,69,69	0
56	MG	2a	1686	1/1	0.94	0.09	44,44,44,44	0

Continued on next page...

Continued from previous page...

Mol	Type	Chain	Res	Atoms	RSCC	RSR	B-factors(\AA^2)	Q<0.9
56	MG	1a	1678	1/1	0.94	0.15	41,41,41,41	0
56	MG	1A	4022	1/1	0.94	0.35	45,45,45,45	0
56	MG	2A	3009	1/1	0.94	0.35	35,35,35,35	0
56	MG	1A	4206	1/1	0.94	0.15	29,29,29,29	0
56	MG	2A	3350	1/1	0.94	0.20	54,54,54,54	0
56	MG	1A	3279	1/1	0.94	0.13	41,41,41,41	0
56	MG	1A	4211	1/1	0.94	0.20	31,31,31,31	0
56	MG	1A	3561	1/1	0.94	0.12	51,51,51,51	0
56	MG	1A	3283	1/1	0.94	0.15	25,25,25,25	0
56	MG	1A	3856	1/1	0.94	0.33	56,56,56,56	0
56	MG	2A	3361	1/1	0.94	0.16	53,53,53,53	0
56	MG	2A	3362	1/1	0.94	0.10	42,42,42,42	0
56	MG	2A	3363	1/1	0.94	0.19	30,30,30,30	0
56	MG	1A	3563	1/1	0.94	0.16	46,46,46,46	0
56	MG	1A	4219	1/1	0.94	0.26	25,25,25,25	0
56	MG	1A	4221	1/1	0.94	0.10	32,32,32,32	0
56	MG	2A	3370	1/1	0.94	0.09	60,60,60,60	0
56	MG	1A	3107	1/1	0.94	0.27	52,52,52,52	0
56	MG	2A	3375	1/1	0.94	0.19	32,32,32,32	0
56	MG	1A	3417	1/1	0.94	0.24	30,30,30,30	0
56	MG	1A	3683	1/1	0.94	0.14	44,44,44,44	0
56	MG	1A	4229	1/1	0.94	0.50	33,33,33,33	0
56	MG	1A	3085	1/1	0.94	0.23	43,43,43,43	0
56	MG	2a	1724	1/1	0.94	0.34	58,58,58,58	0
56	MG	2A	3027	1/1	0.94	0.10	47,47,47,47	0
56	MG	2A	3030	1/1	0.94	0.19	44,44,44,44	0
56	MG	2A	3389	1/1	0.94	0.15	46,46,46,46	0
56	MG	2A	3031	1/1	0.94	0.26	46,46,46,46	0
56	MG	1a	1704	1/1	0.94	0.60	55,55,55,55	0
56	MG	1A	3328	1/1	0.94	0.11	44,44,44,44	0
56	MG	1A	3867	1/1	0.94	0.30	52,52,52,52	0
56	MG	2A	3399	1/1	0.94	0.15	60,60,60,60	0
56	MG	1a	1709	1/1	0.94	0.14	75,75,75,75	0
56	MG	1B	202	1/1	0.94	0.16	41,41,41,41	0
56	MG	1A	3048	1/1	0.94	0.17	42,42,42,42	0
56	MG	2A	3040	1/1	0.94	0.25	52,52,52,52	0
56	MG	1A	3570	1/1	0.94	0.35	49,49,49,49	0
56	MG	1A	3873	1/1	0.94	0.26	49,49,49,49	0
56	MG	2a	1746	1/1	0.94	0.26	43,43,43,43	0
56	MG	2A	3048	1/1	0.94	0.27	43,43,43,43	0
56	MG	2a	1749	1/1	0.94	0.34	68,68,68,68	0
56	MG	2A	3408	1/1	0.94	0.20	57,57,57,57	0

Continued on next page...

Continued from previous page...

Mol	Type	Chain	Res	Atoms	RSCC	RSR	B-factors(\AA^2)	Q<0.9
56	MG	1A	3874	1/1	0.94	0.19	53,53,53,53	0
56	MG	1B	208	1/1	0.94	0.16	38,38,38,38	0
56	MG	1A	3875	1/1	0.94	0.25	28,28,28,28	0
56	MG	2A	3054	1/1	0.94	0.19	41,41,41,41	0
56	MG	2a	1756	1/1	0.94	0.10	62,62,62,62	0
56	MG	1A	3500	1/1	0.94	0.15	55,55,55,55	0
56	MG	1B	211	1/1	0.94	0.07	34,34,34,34	0
56	MG	2A	3419	1/1	0.94	0.11	66,66,66,66	0
56	MG	2A	3420	1/1	0.94	0.13	46,46,46,46	0
56	MG	1A	3501	1/1	0.94	0.20	36,36,36,36	0
56	MG	1A	3163	1/1	0.94	0.18	52,52,52,52	0
56	MG	1A	4050	1/1	0.94	0.11	53,53,53,53	0
56	MG	1A	3576	1/1	0.94	0.11	50,50,50,50	0
56	MG	1A	3577	1/1	0.94	0.19	56,56,56,56	0
56	MG	1A	3887	1/1	0.94	0.10	40,40,40,40	0
56	MG	1A	3058	1/1	0.94	0.10	49,49,49,49	0
56	MG	1B	225	1/1	0.94	0.08	33,33,33,33	0
56	MG	1a	1730	1/1	0.94	0.18	56,56,56,56	0
56	MG	1A	4058	1/1	0.94	0.20	50,50,50,50	0
56	MG	2A	3441	1/1	0.94	0.21	58,58,58,58	0
56	MG	1A	3505	1/1	0.94	0.11	47,47,47,47	0
56	MG	1A	3891	1/1	0.94	0.35	61,61,61,61	0
56	MG	1A	3205	1/1	0.94	0.31	35,35,35,35	0
56	MG	2A	3451	1/1	0.94	0.06	41,41,41,41	0
56	MG	1A	3587	1/1	0.94	0.08	59,59,59,59	0
56	MG	1A	4066	1/1	0.94	0.15	71,71,71,71	0
56	MG	2a	1791	1/1	0.94	0.31	64,64,64,64	0
56	MG	1D	308	1/1	0.94	0.23	29,29,29,29	0
56	MG	1a	1745	1/1	0.94	0.36	55,55,55,55	0
56	MG	2a	1795	1/1	0.94	0.19	54,54,54,54	0
56	MG	1a	1746	1/1	0.94	0.13	81,81,81,81	0
56	MG	2a	1797	1/1	0.94	0.09	62,62,62,62	0
56	MG	2A	3084	1/1	0.94	0.37	49,49,49,49	0
56	MG	1A	3292	1/1	0.94	0.21	35,35,35,35	0
56	MG	2A	3462	1/1	0.94	0.16	60,60,60,60	0
56	MG	1a	1750	1/1	0.94	0.08	70,70,70,70	0
56	MG	1A	4068	1/1	0.94	0.15	37,37,37,37	0
56	MG	1A	3336	1/1	0.94	0.26	56,56,56,56	0
56	MG	1A	3378	1/1	0.94	0.19	50,50,50,50	0
56	MG	1A	3715	1/1	0.94	0.17	22,22,22,22	0
56	MG	1A	3900	1/1	0.94	0.12	45,45,45,45	0
56	MG	1a	1757	1/1	0.94	0.11	70,70,70,70	0

Continued on next page...

Continued from previous page...

Mol	Type	Chain	Res	Atoms	RSCC	RSR	B-factors(\AA^2)	Q<0.9
56	MG	1A	3293	1/1	0.94	0.10	42,42,42,42	0
56	MG	1A	3717	1/1	0.94	0.24	59,59,59,59	0
56	MG	1A	3906	1/1	0.94	0.17	34,34,34,34	0
56	MG	2A	3099	1/1	0.94	0.09	54,54,54,54	0
56	MG	2a	1817	1/1	0.94	0.15	61,61,61,61	0
56	MG	1a	1762	1/1	0.94	0.17	67,67,67,67	0
56	MG	2a	1819	1/1	0.94	0.46	56,56,56,56	0
56	MG	2a	1820	1/1	0.94	0.31	68,68,68,68	0
56	MG	2A	3103	1/1	0.94	0.39	39,39,39,39	0
56	MG	1a	1763	1/1	0.94	0.12	88,88,88,88	0
56	MG	1F	302	1/1	0.94	0.17	39,39,39,39	0
56	MG	1A	3593	1/1	0.94	0.17	49,49,49,49	0
56	MG	2A	3485	1/1	0.94	0.15	48,48,48,48	0
56	MG	2A	3486	1/1	0.94	0.13	47,47,47,47	0
56	MG	1A	3720	1/1	0.94	0.09	47,47,47,47	0
56	MG	1A	4079	1/1	0.94	0.16	28,28,28,28	0
56	MG	1A	3030	1/1	0.94	0.08	53,53,53,53	0
56	MG	1A	3342	1/1	0.94	0.12	30,30,30,30	0
56	MG	1A	3726	1/1	0.94	0.18	57,57,57,57	0
56	MG	2A	3494	1/1	0.94	0.25	39,39,39,39	0
56	MG	1A	3730	1/1	0.94	0.21	44,44,44,44	0
56	MG	2A	3119	1/1	0.94	0.21	53,53,53,53	0
56	MG	1A	3074	1/1	0.94	0.26	41,41,41,41	0
56	MG	1A	3439	1/1	0.94	0.08	38,38,38,38	0
56	MG	2A	3501	1/1	0.94	0.11	48,48,48,48	0
56	MG	2A	3506	1/1	0.94	0.14	52,52,52,52	0
56	MG	1A	3440	1/1	0.94	0.14	52,52,52,52	0
56	MG	2A	3124	1/1	0.94	0.50	58,58,58,58	0
56	MG	2p	101	1/1	0.94	0.19	59,59,59,59	0
56	MG	2A	3509	1/1	0.94	0.09	35,35,35,35	0
56	MG	2t	3001	1/1	0.94	0.28	50,50,50,50	0
56	MG	1A	3921	1/1	0.94	0.22	23,23,23,23	0
56	MG	1A	3735	1/1	0.94	0.14	57,57,57,57	0
56	MG	1a	1783	1/1	0.94	0.28	57,57,57,57	0
56	MG	2A	3132	1/1	0.94	0.15	45,45,45,45	0
57	ZN	14	501	1/1	0.94	0.08	104,104,104,104	0
56	MG	1A	3383	1/1	0.94	0.29	42,42,42,42	0
56	MG	1A	3602	1/1	0.94	0.12	52,52,52,52	0
56	MG	1A	4205	1/1	0.95	0.11	36,36,36,36	0
56	MG	1a	1638	1/1	0.95	0.14	18,18,18,18	0
56	MG	1A	3231	1/1	0.95	0.41	53,53,53,53	0
56	MG	1a	1871	1/1	0.95	0.17	55,55,55,55	0

Continued on next page...

Continued from previous page...

Mol	Type	Chain	Res	Atoms	RSCC	RSR	B-factors(\AA^2)	Q<0.9
56	MG	2A	3553	1/1	0.95	0.20	44,44,44,44	0
56	MG	2A	3554	1/1	0.95	0.12	35,35,35,35	0
56	MG	1A	3910	1/1	0.95	0.20	24,24,24,24	0
56	MG	1a	1873	1/1	0.95	0.15	42,42,42,42	0
56	MG	1a	1644	1/1	0.95	0.21	54,54,54,54	0
56	MG	1a	1645	1/1	0.95	0.12	53,53,53,53	0
56	MG	1A	3572	1/1	0.95	0.36	35,35,35,35	0
56	MG	1a	1647	1/1	0.95	0.16	45,45,45,45	0
56	MG	1A	3234	1/1	0.95	0.53	31,31,31,31	0
56	MG	1A	4053	1/1	0.95	0.11	43,43,43,43	0
56	MG	2A	3566	1/1	0.95	0.15	32,32,32,32	0
56	MG	1A	3663	1/1	0.95	0.07	51,51,51,51	0
56	MG	1A	3098	1/1	0.95	0.12	51,51,51,51	0
56	MG	1A	3668	1/1	0.95	0.23	38,38,38,38	0
56	MG	1a	1654	1/1	0.95	0.32	51,51,51,51	0
56	MG	1A	4057	1/1	0.95	0.11	71,71,71,71	0
56	MG	1a	1656	1/1	0.95	0.29	53,53,53,53	0
56	MG	1A	4222	1/1	0.95	0.16	68,68,68,68	0
56	MG	1A	3917	1/1	0.95	0.12	37,37,37,37	0
56	MG	1A	3165	1/1	0.95	0.21	42,42,42,42	0
56	MG	1A	4060	1/1	0.95	0.07	52,52,52,52	0
56	MG	1a	1662	1/1	0.95	0.19	42,42,42,42	0
56	MG	1A	3670	1/1	0.95	0.21	37,37,37,37	0
56	MG	2A	3592	1/1	0.95	0.20	51,51,51,51	0
56	MG	1A	3920	1/1	0.95	0.10	48,48,48,48	0
56	MG	1A	4063	1/1	0.95	0.15	64,64,64,64	0
56	MG	2B	3003	1/1	0.95	0.22	51,51,51,51	0
56	MG	2A	3249	1/1	0.95	0.14	29,29,29,29	0
56	MG	2A	3250	1/1	0.95	0.19	58,58,58,58	0
56	MG	1A	3671	1/1	0.95	0.18	30,30,30,30	0
56	MG	1A	3199	1/1	0.95	0.36	35,35,35,35	0
56	MG	1A	3444	1/1	0.95	0.10	54,54,54,54	0
56	MG	1A	3790	1/1	0.95	0.17	29,29,29,29	0
56	MG	1A	3927	1/1	0.95	0.12	30,30,30,30	0
56	MG	1A	3579	1/1	0.95	0.20	38,38,38,38	0
56	MG	1B	207	1/1	0.95	0.16	52,52,52,52	0
56	MG	2A	3260	1/1	0.95	0.18	41,41,41,41	0
56	MG	1a	1675	1/1	0.95	0.19	63,63,63,63	0
56	MG	2E	306	1/1	0.95	0.10	42,42,42,42	0
56	MG	1A	3397	1/1	0.95	0.06	57,57,57,57	0
56	MG	1A	3797	1/1	0.95	0.16	41,41,41,41	0
56	MG	1A	3798	1/1	0.95	0.19	31,31,31,31	0

Continued on next page...

Continued from previous page...

Mol	Type	Chain	Res	Atoms	RSCC	RSR	B-factors(\AA^2)	Q<0.9
56	MG	1A	3071	1/1	0.95	0.10	60,60,60,60	0
56	MG	1A	3088	1/1	0.95	0.33	57,57,57,57	0
56	MG	1A	3204	1/1	0.95	0.22	27,27,27,27	0
56	MG	2A	3268	1/1	0.95	0.11	33,33,33,33	0
56	MG	1A	3806	1/1	0.95	0.08	66,66,66,66	0
56	MG	2A	3274	1/1	0.95	0.23	56,56,56,56	0
56	MG	1B	219	1/1	0.95	0.11	60,60,60,60	0
56	MG	23	101	1/1	0.95	0.15	56,56,56,56	0
56	MG	2A	3277	1/1	0.95	0.10	38,38,38,38	0
56	MG	1A	3450	1/1	0.95	0.14	53,53,53,53	0
56	MG	1A	3680	1/1	0.95	0.23	20,20,20,20	0
56	MG	1a	1695	1/1	0.95	0.11	56,56,56,56	0
56	MG	1A	3252	1/1	0.95	0.15	48,48,48,48	0
56	MG	2A	3283	1/1	0.95	0.21	51,51,51,51	0
56	MG	1A	3946	1/1	0.95	0.17	28,28,28,28	0
56	MG	2A	3002	1/1	0.95	0.25	58,58,58,58	0
56	MG	1A	3812	1/1	0.95	0.25	34,34,34,34	0
56	MG	2a	1607	1/1	0.95	0.38	45,45,45,45	0
56	MG	1A	3813	1/1	0.95	0.10	39,39,39,39	0
56	MG	2A	3290	1/1	0.95	0.19	26,26,26,26	0
56	MG	1A	3956	1/1	0.95	0.16	53,53,53,53	0
56	MG	2A	3292	1/1	0.95	0.12	32,32,32,32	0
56	MG	1A	3039	1/1	0.95	0.17	48,48,48,48	0
56	MG	2a	1613	1/1	0.95	0.18	65,65,65,65	0
56	MG	2a	1614	1/1	0.95	0.07	68,68,68,68	0
56	MG	1A	4087	1/1	0.95	0.23	66,66,66,66	0
56	MG	2A	3301	1/1	0.95	0.39	40,40,40,40	0
56	MG	1A	3958	1/1	0.95	0.09	58,58,58,58	0
56	MG	1A	4089	1/1	0.95	0.05	61,61,61,61	0
56	MG	1D	307	1/1	0.95	0.08	27,27,27,27	0
56	MG	2A	3307	1/1	0.95	0.13	35,35,35,35	0
56	MG	2a	1624	1/1	0.95	0.44	61,61,61,61	0
56	MG	1A	3959	1/1	0.95	0.18	47,47,47,47	0
56	MG	1A	3961	1/1	0.95	0.14	34,34,34,34	0
56	MG	1A	3521	1/1	0.95	0.23	54,54,54,54	0
56	MG	2a	1628	1/1	0.95	0.27	66,66,66,66	0
56	MG	1A	3963	1/1	0.95	0.15	45,45,45,45	0
56	MG	1A	3456	1/1	0.95	0.10	41,41,41,41	0
56	MG	1A	3051	1/1	0.95	0.15	57,57,57,57	0
56	MG	2A	3019	1/1	0.95	0.15	59,59,59,59	0
56	MG	1A	3966	1/1	0.95	0.21	49,49,49,49	0
56	MG	1A	3969	1/1	0.95	0.14	58,58,58,58	0

Continued on next page...

Continued from previous page...

Mol	Type	Chain	Res	Atoms	RSCC	RSR	B-factors(\AA^2)	Q<0.9
56	MG	1A	3369	1/1	0.95	0.39	32,32,32,32	0
56	MG	1E	308	1/1	0.95	0.22	29,29,29,29	0
56	MG	1A	3335	1/1	0.95	0.19	36,36,36,36	0
56	MG	2A	3324	1/1	0.95	0.12	47,47,47,47	0
56	MG	2A	3326	1/1	0.95	0.17	53,53,53,53	0
56	MG	1a	1720	1/1	0.95	0.26	58,58,58,58	0
56	MG	1A	3598	1/1	0.95	0.38	57,57,57,57	0
56	MG	2A	3028	1/1	0.95	0.39	63,63,63,63	0
56	MG	2a	1645	1/1	0.95	0.22	73,73,73,73	0
56	MG	1A	3527	1/1	0.95	0.10	48,48,48,48	0
56	MG	1A	3830	1/1	0.95	0.13	36,36,36,36	0
56	MG	1A	3114	1/1	0.95	0.32	39,39,39,39	0
56	MG	2A	3334	1/1	0.95	0.20	48,48,48,48	0
56	MG	1A	3299	1/1	0.95	0.12	34,34,34,34	0
56	MG	1A	3339	1/1	0.95	0.72	48,48,48,48	0
56	MG	2A	3341	1/1	0.95	0.13	54,54,54,54	0
56	MG	1A	4111	1/1	0.95	0.29	32,32,32,32	0
56	MG	1A	3413	1/1	0.95	0.18	40,40,40,40	0
56	MG	1A	3046	1/1	0.95	0.17	51,51,51,51	0
56	MG	2a	1658	1/1	0.95	0.19	79,79,79,79	0
56	MG	1A	3983	1/1	0.95	0.11	51,51,51,51	0
56	MG	2A	3041	1/1	0.95	0.38	49,49,49,49	0
56	MG	2A	3042	1/1	0.95	0.18	50,50,50,50	0
56	MG	1A	3705	1/1	0.95	0.23	21,21,21,21	0
56	MG	1A	3415	1/1	0.95	0.12	46,46,46,46	0
56	MG	1A	3850	1/1	0.95	0.15	40,40,40,40	0
56	MG	1a	1738	1/1	0.95	0.34	58,58,58,58	0
56	MG	2A	3355	1/1	0.95	0.25	34,34,34,34	0
56	MG	1A	3608	1/1	0.95	0.07	62,62,62,62	0
56	MG	1a	1742	1/1	0.95	0.24	52,52,52,52	0
56	MG	1N	206	1/1	0.95	0.10	29,29,29,29	0
56	MG	1a	1744	1/1	0.95	0.14	44,44,44,44	0
56	MG	1A	3214	1/1	0.95	0.17	38,38,38,38	0
56	MG	1O	3002	1/1	0.95	0.18	51,51,51,51	0
56	MG	1A	3610	1/1	0.95	0.18	36,36,36,36	0
56	MG	1a	1748	1/1	0.95	0.11	51,51,51,51	0
56	MG	1a	1749	1/1	0.95	0.13	78,78,78,78	0
56	MG	1A	4125	1/1	0.95	0.20	48,48,48,48	0
56	MG	1A	3302	1/1	0.95	0.14	15,15,15,15	0
56	MG	2A	3376	1/1	0.95	0.10	48,48,48,48	0
56	MG	2A	3377	1/1	0.95	0.23	38,38,38,38	0
56	MG	1Q	201	1/1	0.95	0.23	60,60,60,60	0

Continued on next page...

Continued from previous page...

Mol	Type	Chain	Res	Atoms	RSCC	RSR	B-factors(\AA^2)	Q<0.9
56	MG	1A	3714	1/1	0.95	0.16	53,53,53,53	0
56	MG	1A	4128	1/1	0.95	0.16	53,53,53,53	0
56	MG	2A	3384	1/1	0.95	0.09	48,48,48,48	0
56	MG	2A	3067	1/1	0.95	0.42	54,54,54,54	0
56	MG	2A	3068	1/1	0.95	0.14	46,46,46,46	0
56	MG	1A	3994	1/1	0.95	0.13	62,62,62,62	0
56	MG	1R	203	1/1	0.95	0.19	59,59,59,59	0
56	MG	2A	3072	1/1	0.95	0.07	39,39,39,39	0
56	MG	2A	3391	1/1	0.95	0.26	55,55,55,55	0
56	MG	1A	3344	1/1	0.95	0.17	41,41,41,41	0
56	MG	1a	1759	1/1	0.95	0.17	58,58,58,58	0
56	MG	1R	205	1/1	0.95	0.17	49,49,49,49	0
56	MG	1R	207	1/1	0.95	0.23	49,49,49,49	0
56	MG	2A	3078	1/1	0.95	0.36	51,51,51,51	0
56	MG	1A	4134	1/1	0.95	0.15	38,38,38,38	0
56	MG	1A	3158	1/1	0.95	0.16	18,18,18,18	0
56	MG	1A	3104	1/1	0.95	0.13	60,60,60,60	0
56	MG	1T	203	1/1	0.95	0.08	44,44,44,44	0
56	MG	1A	3618	1/1	0.95	0.22	40,40,40,40	0
56	MG	2a	1717	1/1	0.95	0.34	71,71,71,71	0
56	MG	1U	203	1/1	0.95	0.37	42,42,42,42	0
56	MG	1U	205	1/1	0.95	0.34	35,35,35,35	0
56	MG	1A	3480	1/1	0.95	0.27	35,35,35,35	0
56	MG	2a	1723	1/1	0.95	0.17	61,61,61,61	0
56	MG	2A	3411	1/1	0.95	0.16	55,55,55,55	0
56	MG	1W	3001	1/1	0.95	0.21	45,45,45,45	0
56	MG	1a	1774	1/1	0.95	0.32	63,63,63,63	0
56	MG	2a	1728	1/1	0.95	0.11	52,52,52,52	0
56	MG	2A	3091	1/1	0.95	0.14	39,39,39,39	0
56	MG	2a	1730	1/1	0.95	0.07	66,66,66,66	0
56	MG	1A	3422	1/1	0.95	0.12	50,50,50,50	0
56	MG	2A	3094	1/1	0.95	0.22	49,49,49,49	0
56	MG	1A	4002	1/1	0.95	0.08	82,82,82,82	0
56	MG	1A	3423	1/1	0.95	0.17	48,48,48,48	0
56	MG	1Y	502	1/1	0.95	0.22	45,45,45,45	0
56	MG	1A	3870	1/1	0.95	0.26	41,41,41,41	0
56	MG	1a	1780	1/1	0.95	0.24	57,57,57,57	0
56	MG	2A	3100	1/1	0.95	0.22	38,38,38,38	0
56	MG	2A	3101	1/1	0.95	0.20	48,48,48,48	0
56	MG	1A	4006	1/1	0.95	0.15	36,36,36,36	0
56	MG	1A	3549	1/1	0.95	0.09	45,45,45,45	0
56	MG	2A	3432	1/1	0.95	0.07	28,28,28,28	0

Continued on next page...

Continued from previous page...

Mol	Type	Chain	Res	Atoms	RSCC	RSR	B-factors(\AA^2)	Q<0.9
56	MG	2a	1747	1/1	0.95	0.47	67,67,67,67	0
56	MG	2A	3434	1/1	0.95	0.09	58,58,58,58	0
56	MG	10	101	1/1	0.95	0.18	48,48,48,48	0
56	MG	1a	1785	1/1	0.95	0.23	43,43,43,43	0
56	MG	1A	3728	1/1	0.95	0.18	41,41,41,41	0
56	MG	2A	3440	1/1	0.95	0.29	37,37,37,37	0
56	MG	1A	3185	1/1	0.95	0.15	24,24,24,24	0
56	MG	2A	3442	1/1	0.95	0.22	59,59,59,59	0
56	MG	2A	3444	1/1	0.95	0.09	30,30,30,30	0
56	MG	10	105	1/1	0.95	0.06	43,43,43,43	0
56	MG	1A	3218	1/1	0.95	0.30	35,35,35,35	0
56	MG	1A	3221	1/1	0.95	0.17	36,36,36,36	0
56	MG	2A	3449	1/1	0.95	0.11	37,37,37,37	0
56	MG	1A	4014	1/1	0.95	0.08	39,39,39,39	0
56	MG	1A	4158	1/1	0.95	0.31	23,23,23,23	0
56	MG	1A	3490	1/1	0.95	0.09	59,59,59,59	0
56	MG	15	105	1/1	0.95	0.15	35,35,35,35	0
56	MG	1A	3878	1/1	0.95	0.18	68,68,68,68	0
56	MG	2A	3457	1/1	0.95	0.19	54,54,54,54	0
56	MG	1A	3117	1/1	0.95	0.40	43,43,43,43	0
56	MG	17	103	1/1	0.95	0.11	40,40,40,40	0
56	MG	2A	3125	1/1	0.95	0.11	41,41,41,41	0
56	MG	18	101	1/1	0.95	0.12	40,40,40,40	0
56	MG	2a	1775	1/1	0.95	0.12	62,62,62,62	0
56	MG	2a	1776	1/1	0.95	0.25	55,55,55,55	0
56	MG	2a	1777	1/1	0.95	0.09	53,53,53,53	0
56	MG	2A	3128	1/1	0.95	0.17	47,47,47,47	0
56	MG	1A	3880	1/1	0.95	0.16	52,52,52,52	0
56	MG	1A	3883	1/1	0.95	0.18	49,49,49,49	0
56	MG	2a	1785	1/1	0.95	0.13	71,71,71,71	0
56	MG	2A	3131	1/1	0.95	0.10	43,43,43,43	0
56	MG	1A	4021	1/1	0.95	0.17	33,33,33,33	0
56	MG	1A	4165	1/1	0.95	0.24	26,26,26,26	0
56	MG	1A	3884	1/1	0.95	0.60	37,37,37,37	0
56	MG	2a	1790	1/1	0.95	0.16	53,53,53,53	0
56	MG	1A	3736	1/1	0.95	0.09	42,42,42,42	0
56	MG	1A	4171	1/1	0.95	0.15	41,41,41,41	0
56	MG	1A	3556	1/1	0.95	0.29	49,49,49,49	0
56	MG	1A	3428	1/1	0.95	0.11	52,52,52,52	0
56	MG	1A	4026	1/1	0.95	0.18	44,44,44,44	0
56	MG	1a	1826	1/1	0.95	0.14	53,53,53,53	0
56	MG	1A	3558	1/1	0.95	0.18	49,49,49,49	0

Continued on next page...

Continued from previous page...

Mol	Type	Chain	Res	Atoms	RSCC	RSR	B-factors(\AA^2)	Q<0.9
56	MG	1a	1828	1/1	0.95	0.25	57,57,57,57	0
56	MG	2A	3149	1/1	0.95	0.17	35,35,35,35	0
56	MG	2a	1801	1/1	0.95	0.33	64,64,64,64	0
56	MG	1A	3748	1/1	0.95	0.16	30,30,30,30	0
56	MG	1A	3429	1/1	0.95	0.07	43,43,43,43	0
56	MG	2A	3156	1/1	0.95	0.17	49,49,49,49	0
56	MG	2A	3488	1/1	0.95	0.14	40,40,40,40	0
56	MG	1A	4188	1/1	0.95	0.21	40,40,40,40	0
56	MG	1A	4031	1/1	0.95	0.20	39,39,39,39	0
56	MG	2A	3163	1/1	0.95	0.17	36,36,36,36	0
56	MG	2A	3164	1/1	0.95	0.26	43,43,43,43	0
56	MG	2A	3493	1/1	0.95	0.23	40,40,40,40	0
56	MG	1a	1613	1/1	0.95	0.31	61,61,61,61	0
56	MG	2A	3166	1/1	0.95	0.26	50,50,50,50	0
56	MG	2A	3167	1/1	0.95	0.13	31,31,31,31	0
56	MG	1a	1837	1/1	0.95	0.10	43,43,43,43	0
56	MG	1a	1838	1/1	0.95	0.18	41,41,41,41	0
56	MG	1a	1839	1/1	0.95	0.18	54,54,54,54	0
56	MG	1a	1615	1/1	0.95	0.10	52,52,52,52	0
56	MG	1a	1841	1/1	0.95	0.21	49,49,49,49	0
56	MG	2a	1828	1/1	0.95	0.33	48,48,48,48	0
56	MG	2A	3175	1/1	0.95	0.17	37,37,37,37	0
56	MG	1A	3753	1/1	0.95	0.16	44,44,44,44	0
56	MG	1A	3034	1/1	0.95	0.36	71,71,71,71	0
56	MG	2A	3511	1/1	0.95	0.15	40,40,40,40	0
56	MG	1a	1618	1/1	0.95	0.14	42,42,42,42	0
56	MG	2A	3514	1/1	0.95	0.09	54,54,54,54	0
56	MG	1A	3007	1/1	0.95	0.16	69,69,69,69	0
56	MG	1a	1622	1/1	0.95	0.15	43,43,43,43	0
56	MG	1a	1624	1/1	0.95	0.30	44,44,44,44	0
56	MG	2a	1848	1/1	0.95	0.09	57,57,57,57	0
56	MG	2A	3522	1/1	0.95	0.07	32,32,32,32	0
56	MG	2A	3523	1/1	0.95	0.10	27,27,27,27	0
56	MG	1A	3229	1/1	0.95	0.26	23,23,23,23	0
56	MG	1A	3565	1/1	0.95	0.12	53,53,53,53	0
56	MG	1A	4195	1/1	0.95	0.12	32,32,32,32	0
56	MG	2A	3530	1/1	0.95	0.17	31,31,31,31	0
56	MG	2A	3531	1/1	0.95	0.25	52,52,52,52	0
56	MG	2A	3534	1/1	0.95	0.38	57,57,57,57	0
56	MG	1A	3282	1/1	0.95	0.10	73,73,73,73	0
56	MG	2n	101	1/1	0.95	0.51	65,65,65,65	0
56	MG	1a	1630	1/1	0.95	0.17	42,42,42,42	0

Continued on next page...

Continued from previous page...

Mol	Type	Chain	Res	Atoms	RSCC	RSR	B-factors(\AA^2)	Q<0.9
56	MG	1A	3651	1/1	0.95	0.20	52,52,52,52	0
56	MG	2q	3002	1/1	0.95	0.20	48,48,48,48	0
56	MG	1A	3503	1/1	0.95	0.14	48,48,48,48	0
56	MG	2A	3198	1/1	0.95	0.06	44,44,44,44	0
56	MG	1a	1862	1/1	0.95	0.35	50,50,50,50	0
56	MG	2A	3543	1/1	0.95	0.23	47,47,47,47	0
56	MG	1A	3655	1/1	0.95	0.09	30,30,30,30	0
56	MG	1A	3390	1/1	0.95	0.09	46,46,46,46	0
57	ZN	2Y	501	1/1	0.95	0.05	83,83,83,83	0
56	MG	2A	3547	1/1	0.95	0.23	54,54,54,54	0
56	MG	1A	3355	1/1	0.95	0.32	47,47,47,47	0
56	MG	1A	3183	1/1	0.96	0.25	35,35,35,35	0
56	MG	1A	3627	1/1	0.96	0.12	59,59,59,59	0
56	MG	2A	3587	1/1	0.96	0.50	44,44,44,44	0
56	MG	2A	3285	1/1	0.96	0.21	38,38,38,38	0
56	MG	2A	3591	1/1	0.96	0.12	44,44,44,44	0
56	MG	2A	3029	1/1	0.96	0.22	54,54,54,54	0
56	MG	1A	3999	1/1	0.96	0.21	55,55,55,55	0
56	MG	1A	3481	1/1	0.96	0.28	33,33,33,33	0
56	MG	1A	3257	1/1	0.96	0.13	35,35,35,35	0
56	MG	1A	3552	1/1	0.96	0.09	42,42,42,42	0
56	MG	2B	3006	1/1	0.96	0.36	57,57,57,57	0
56	MG	1A	3865	1/1	0.96	0.16	50,50,50,50	0
56	MG	1A	4146	1/1	0.96	0.21	40,40,40,40	0
56	MG	1A	3483	1/1	0.96	0.11	38,38,38,38	0
56	MG	2A	3300	1/1	0.96	0.24	37,37,37,37	0
56	MG	2A	3037	1/1	0.96	0.11	51,51,51,51	0
56	MG	2A	3038	1/1	0.96	0.18	45,45,45,45	0
56	MG	1A	4005	1/1	0.96	0.30	47,47,47,47	0
56	MG	1U	204	1/1	0.96	0.32	55,55,55,55	0
56	MG	1A	3184	1/1	0.96	0.15	44,44,44,44	0
56	MG	2E	302	1/1	0.96	0.23	27,27,27,27	0
56	MG	1A	3259	1/1	0.96	0.19	46,46,46,46	0
56	MG	2E	305	1/1	0.96	0.17	48,48,48,48	0
56	MG	1A	3385	1/1	0.96	0.29	43,43,43,43	0
56	MG	2A	3044	1/1	0.96	0.14	39,39,39,39	0
56	MG	1A	4154	1/1	0.96	0.15	33,33,33,33	0
56	MG	2N	8001	1/1	0.96	0.13	55,55,55,55	0
56	MG	1a	1755	1/1	0.96	0.32	65,65,65,65	0
56	MG	1A	4155	1/1	0.96	0.15	37,37,37,37	0
56	MG	2O	203	1/1	0.96	0.12	47,47,47,47	0
56	MG	2A	3050	1/1	0.96	0.19	44,44,44,44	0

Continued on next page...

Continued from previous page...

Mol	Type	Chain	Res	Atoms	RSCC	RSR	B-factors(\AA^2)	Q<0.9
56	MG	1A	3872	1/1	0.96	0.21	16,16,16,16	0
56	MG	1A	3734	1/1	0.96	0.09	42,42,42,42	0
56	MG	1A	4012	1/1	0.96	0.25	40,40,40,40	0
56	MG	1A	3094	1/1	0.96	0.09	45,45,45,45	0
56	MG	2Y	502	1/1	0.96	0.16	47,47,47,47	0
56	MG	1A	3261	1/1	0.96	0.29	22,22,22,22	0
56	MG	1A	3737	1/1	0.96	0.20	18,18,18,18	0
56	MG	2A	3325	1/1	0.96	0.25	28,28,28,28	0
56	MG	1A	3738	1/1	0.96	0.21	32,32,32,32	0
56	MG	1A	3739	1/1	0.96	0.23	22,22,22,22	0
56	MG	1A	3740	1/1	0.96	0.31	32,32,32,32	0
56	MG	1A	3491	1/1	0.96	0.13	63,63,63,63	0
56	MG	2A	3330	1/1	0.96	0.14	41,41,41,41	0
56	MG	1A	3049	1/1	0.96	0.19	39,39,39,39	0
56	MG	1a	1768	1/1	0.96	0.20	32,32,32,32	0
56	MG	11	102	1/1	0.96	0.17	34,34,34,34	0
56	MG	1A	4167	1/1	0.96	0.45	44,44,44,44	0
56	MG	1A	3495	1/1	0.96	0.11	41,41,41,41	0
56	MG	2A	3338	1/1	0.96	0.10	61,61,61,61	0
56	MG	1a	1772	1/1	0.96	0.14	39,39,39,39	0
56	MG	2A	3069	1/1	0.96	0.20	58,58,58,58	0
56	MG	2A	3342	1/1	0.96	0.30	59,59,59,59	0
56	MG	1A	3219	1/1	0.96	0.15	24,24,24,24	0
56	MG	15	104	1/1	0.96	0.18	53,53,53,53	0
56	MG	1A	3433	1/1	0.96	0.18	66,66,66,66	0
56	MG	1A	4173	1/1	0.96	0.15	21,21,21,21	0
56	MG	16	103	1/1	0.96	0.07	50,50,50,50	0
56	MG	17	101	1/1	0.96	0.39	35,35,35,35	0
56	MG	1A	3751	1/1	0.96	0.36	43,43,43,43	0
56	MG	2a	1622	1/1	0.96	0.32	70,70,70,70	0
56	MG	1A	3166	1/1	0.96	0.20	21,21,21,21	0
56	MG	1A	4176	1/1	0.96	0.29	41,41,41,41	0
56	MG	1A	4027	1/1	0.96	0.14	72,72,72,72	0
56	MG	1A	3191	1/1	0.96	0.29	35,35,35,35	0
56	MG	2A	3083	1/1	0.96	0.10	38,38,38,38	0
56	MG	2A	3357	1/1	0.96	0.16	29,29,29,29	0
56	MG	1A	3271	1/1	0.96	0.29	38,38,38,38	0
56	MG	2A	3359	1/1	0.96	0.22	39,39,39,39	0
56	MG	1a	1788	1/1	0.96	0.22	46,46,46,46	0
56	MG	1A	3758	1/1	0.96	0.08	46,46,46,46	0
56	MG	1a	1790	1/1	0.96	0.12	48,48,48,48	0
56	MG	1A	3654	1/1	0.96	0.14	24,24,24,24	0

Continued on next page...

Continued from previous page...

Mol	Type	Chain	Res	Atoms	RSCC	RSR	B-factors(\AA^2)	Q<0.9
56	MG	1A	3894	1/1	0.96	0.11	27,27,27,27	0
56	MG	2A	3366	1/1	0.96	0.14	45,45,45,45	0
56	MG	2A	3367	1/1	0.96	0.21	63,63,63,63	0
56	MG	1A	3308	1/1	0.96	0.19	43,43,43,43	0
56	MG	2A	3369	1/1	0.96	0.24	42,42,42,42	0
56	MG	1a	1795	1/1	0.96	0.12	60,60,60,60	0
56	MG	2A	3373	1/1	0.96	0.19	35,35,35,35	0
56	MG	1A	4034	1/1	0.96	0.25	54,54,54,54	0
56	MG	2a	1644	1/1	0.96	0.27	60,60,60,60	0
56	MG	1a	1603	1/1	0.96	0.17	59,59,59,59	0
56	MG	1a	1798	1/1	0.96	0.21	59,59,59,59	0
56	MG	2a	1647	1/1	0.96	0.23	82,82,82,82	0
56	MG	1A	3225	1/1	0.96	0.23	35,35,35,35	0
56	MG	2A	3378	1/1	0.96	0.23	55,55,55,55	0
56	MG	1a	1800	1/1	0.96	0.16	37,37,37,37	0
56	MG	2a	1651	1/1	0.96	0.13	54,54,54,54	0
56	MG	1a	1801	1/1	0.96	0.19	36,36,36,36	0
56	MG	1A	3274	1/1	0.96	0.13	29,29,29,29	0
56	MG	1A	3898	1/1	0.96	0.09	52,52,52,52	0
56	MG	1a	1808	1/1	0.96	0.26	33,33,33,33	0
56	MG	1a	1607	1/1	0.96	0.10	73,73,73,73	0
56	MG	1A	4196	1/1	0.96	0.13	50,50,50,50	0
56	MG	2A	3104	1/1	0.96	0.07	49,49,49,49	0
56	MG	1A	3312	1/1	0.96	0.30	42,42,42,42	0
56	MG	2A	3106	1/1	0.96	0.16	48,48,48,48	0
56	MG	1a	1610	1/1	0.96	0.08	57,57,57,57	0
56	MG	1A	3151	1/1	0.96	0.15	31,31,31,31	0
56	MG	1a	1815	1/1	0.96	0.16	43,43,43,43	0
56	MG	2A	3397	1/1	0.96	0.31	45,45,45,45	0
56	MG	2a	1666	1/1	0.96	0.18	62,62,62,62	0
56	MG	1A	3768	1/1	0.96	0.20	17,17,17,17	0
56	MG	1A	4200	1/1	0.96	0.22	47,47,47,47	0
56	MG	1A	4201	1/1	0.96	0.17	41,41,41,41	0
56	MG	1A	3904	1/1	0.96	0.11	52,52,52,52	0
56	MG	2a	1672	1/1	0.96	0.07	59,59,59,59	0
56	MG	1A	3168	1/1	0.96	0.18	29,29,29,29	0
56	MG	2A	3118	1/1	0.96	0.22	32,32,32,32	0
56	MG	1A	3109	1/1	0.96	0.24	62,62,62,62	0
56	MG	1a	1620	1/1	0.96	0.22	38,38,38,38	0
56	MG	2A	3407	1/1	0.96	0.20	46,46,46,46	0
56	MG	1A	3664	1/1	0.96	0.26	42,42,42,42	0
56	MG	1A	3908	1/1	0.96	0.38	37,37,37,37	0

Continued on next page...

Continued from previous page...

Mol	Type	Chain	Res	Atoms	RSCC	RSR	B-factors(\AA^2)	Q<0.9
56	MG	2a	1682	1/1	0.96	0.22	54,54,54,54	0
56	MG	1A	4208	1/1	0.96	0.12	29,29,29,29	0
56	MG	1A	4049	1/1	0.96	0.08	37,37,37,37	0
56	MG	2A	3413	1/1	0.96	0.18	54,54,54,54	0
56	MG	1A	3665	1/1	0.96	0.21	40,40,40,40	0
56	MG	2A	3127	1/1	0.96	0.19	49,49,49,49	0
56	MG	1a	1627	1/1	0.96	0.09	70,70,70,70	0
56	MG	2A	3417	1/1	0.96	0.14	51,51,51,51	0
56	MG	2a	1691	1/1	0.96	0.12	45,45,45,45	0
56	MG	2a	1692	1/1	0.96	0.12	59,59,59,59	0
56	MG	1A	4051	1/1	0.96	0.21	49,49,49,49	0
56	MG	1A	3230	1/1	0.96	0.22	40,40,40,40	0
56	MG	1A	4215	1/1	0.96	0.10	44,44,44,44	0
56	MG	1A	3578	1/1	0.96	0.35	53,53,53,53	0
56	MG	1A	3778	1/1	0.96	0.16	30,30,30,30	0
56	MG	1A	3779	1/1	0.96	0.15	26,26,26,26	0
56	MG	1A	4220	1/1	0.96	0.13	27,27,27,27	0
56	MG	1A	3511	1/1	0.96	0.15	35,35,35,35	0
56	MG	1A	3171	1/1	0.96	0.13	30,30,30,30	0
56	MG	2a	1702	1/1	0.96	0.16	51,51,51,51	0
56	MG	2A	3429	1/1	0.96	0.29	43,43,43,43	0
56	MG	1A	4223	1/1	0.96	0.13	47,47,47,47	0
56	MG	1A	3582	1/1	0.96	0.10	46,46,46,46	0
56	MG	2A	3142	1/1	0.96	0.28	56,56,56,56	0
56	MG	2a	1711	1/1	0.96	0.08	38,38,38,38	0
56	MG	2A	3144	1/1	0.96	0.41	45,45,45,45	0
56	MG	2A	3145	1/1	0.96	0.21	32,32,32,32	0
56	MG	2A	3437	1/1	0.96	0.08	41,41,41,41	0
56	MG	1a	1640	1/1	0.96	0.14	62,62,62,62	0
56	MG	1a	1641	1/1	0.96	0.15	58,58,58,58	0
56	MG	1a	1849	1/1	0.96	0.10	55,55,55,55	0
56	MG	2a	1719	1/1	0.96	0.31	43,43,43,43	0
56	MG	1A	3033	1/1	0.96	0.10	53,53,53,53	0
56	MG	1A	3784	1/1	0.96	0.09	65,65,65,65	0
56	MG	1A	3321	1/1	0.96	0.19	47,47,47,47	0
56	MG	1A	3786	1/1	0.96	0.18	18,18,18,18	0
56	MG	1A	3586	1/1	0.96	0.26	54,54,54,54	0
56	MG	2A	3160	1/1	0.96	0.09	46,46,46,46	0
56	MG	1A	3452	1/1	0.96	0.17	48,48,48,48	0
56	MG	1A	3322	1/1	0.96	0.12	45,45,45,45	0
56	MG	1a	1650	1/1	0.96	0.24	52,52,52,52	0
56	MG	1A	3791	1/1	0.96	0.17	53,53,53,53	0

Continued on next page...

Continued from previous page...

Mol	Type	Chain	Res	Atoms	RSCC	RSR	B-factors(\AA^2)	Q<0.9
56	MG	1A	3029	1/1	0.96	0.36	55,55,55,55	0
56	MG	1A	3929	1/1	0.96	0.20	55,55,55,55	0
56	MG	1A	3455	1/1	0.96	0.13	58,58,58,58	0
56	MG	1A	3060	1/1	0.96	0.12	52,52,52,52	0
56	MG	1A	3457	1/1	0.96	0.08	22,22,22,22	0
56	MG	1A	3801	1/1	0.96	0.16	40,40,40,40	0
56	MG	2A	3465	1/1	0.96	0.09	39,39,39,39	0
56	MG	1A	3937	1/1	0.96	0.20	47,47,47,47	0
56	MG	2A	3174	1/1	0.96	0.16	38,38,38,38	0
56	MG	1A	3409	1/1	0.96	0.38	33,33,33,33	0
56	MG	2A	3177	1/1	0.96	0.08	42,42,42,42	0
56	MG	2A	3471	1/1	0.96	0.08	38,38,38,38	0
56	MG	1A	3327	1/1	0.96	0.19	29,29,29,29	0
56	MG	1A	3596	1/1	0.96	0.30	32,32,32,32	0
56	MG	1a	1664	1/1	0.96	0.11	56,56,56,56	0
56	MG	1A	3462	1/1	0.96	0.12	64,64,64,64	0
56	MG	1B	218	1/1	0.96	0.15	27,27,27,27	0
56	MG	2A	3184	1/1	0.96	0.16	29,29,29,29	0
56	MG	1A	3807	1/1	0.96	0.17	18,18,18,18	0
56	MG	2A	3187	1/1	0.96	0.22	44,44,44,44	0
56	MG	2a	1758	1/1	0.96	0.07	89,89,89,89	0
56	MG	2A	3189	1/1	0.96	0.10	33,33,33,33	0
56	MG	1A	3463	1/1	0.96	0.35	39,39,39,39	0
56	MG	1A	3239	1/1	0.96	0.21	33,33,33,33	0
56	MG	1A	3948	1/1	0.96	0.42	39,39,39,39	0
56	MG	1A	3949	1/1	0.96	0.11	37,37,37,37	0
56	MG	1A	3951	1/1	0.96	0.20	36,36,36,36	0
56	MG	2A	3195	1/1	0.96	0.16	46,46,46,46	0
56	MG	1a	1888	1/1	0.96	0.34	73,73,73,73	0
56	MG	1a	1889	1/1	0.96	0.23	39,39,39,39	0
56	MG	1A	3240	1/1	0.96	0.12	66,66,66,66	0
56	MG	1A	3135	1/1	0.96	0.24	49,49,49,49	0
56	MG	2A	3200	1/1	0.96	0.49	40,40,40,40	0
56	MG	1a	1892	1/1	0.96	0.15	54,54,54,54	0
56	MG	2a	1772	1/1	0.96	0.15	57,57,57,57	0
56	MG	1A	3693	1/1	0.96	0.15	26,26,26,26	0
56	MG	2a	1774	1/1	0.96	0.35	57,57,57,57	0
56	MG	2A	3495	1/1	0.96	0.09	38,38,38,38	0
56	MG	1a	1894	1/1	0.96	0.21	65,65,65,65	0
56	MG	2A	3206	1/1	0.96	0.22	39,39,39,39	0
56	MG	1A	3467	1/1	0.96	0.41	55,55,55,55	0
56	MG	2a	1779	1/1	0.96	0.18	62,62,62,62	0

Continued on next page...

Continued from previous page...

Mol	Type	Chain	Res	Atoms	RSCC	RSR	B-factors(\AA^2)	Q<0.9
56	MG	2a	1780	1/1	0.96	0.32	56,56,56,56	0
56	MG	1A	3603	1/1	0.96	0.09	60,60,60,60	0
56	MG	1A	3817	1/1	0.96	0.09	45,45,45,45	0
56	MG	2A	3502	1/1	0.96	0.10	30,30,30,30	0
56	MG	2A	3503	1/1	0.96	0.22	32,32,32,32	0
56	MG	1A	3530	1/1	0.96	0.07	61,61,61,61	0
56	MG	1a	1684	1/1	0.96	0.15	52,52,52,52	0
56	MG	2A	3216	1/1	0.96	0.17	33,33,33,33	0
56	MG	1A	3819	1/1	0.96	0.18	38,38,38,38	0
56	MG	1A	3468	1/1	0.96	0.15	57,57,57,57	0
56	MG	1D	310	1/1	0.96	0.11	46,46,46,46	0
56	MG	1A	3606	1/1	0.96	0.18	28,28,28,28	0
56	MG	1A	4096	1/1	0.96	0.29	22,22,22,22	0
56	MG	1A	3824	1/1	0.96	0.13	56,56,56,56	0
56	MG	1A	3702	1/1	0.96	0.21	25,25,25,25	0
56	MG	1E	303	1/1	0.96	0.27	26,26,26,26	0
56	MG	1A	3967	1/1	0.96	0.14	20,20,20,20	0
56	MG	1E	305	1/1	0.96	0.29	35,35,35,35	0
56	MG	1A	3826	1/1	0.96	0.18	37,37,37,37	0
56	MG	2A	3236	1/1	0.96	0.18	45,45,45,45	0
56	MG	1A	3970	1/1	0.96	0.09	54,54,54,54	0
56	MG	2A	3527	1/1	0.96	0.22	44,44,44,44	0
56	MG	2A	3529	1/1	0.96	0.11	43,43,43,43	0
56	MG	1A	3703	1/1	0.96	0.29	38,38,38,38	0
56	MG	1t	3001	1/1	0.96	0.41	47,47,47,47	0
56	MG	1A	3289	1/1	0.96	0.17	24,24,24,24	0
56	MG	1A	3136	1/1	0.96	0.22	37,37,37,37	0
56	MG	2A	3242	1/1	0.96	0.13	46,46,46,46	0
56	MG	2a	1813	1/1	0.96	0.25	74,74,74,74	0
56	MG	2a	1814	1/1	0.96	0.10	44,44,44,44	0
56	MG	1a	1705	1/1	0.96	0.11	46,46,46,46	0
56	MG	2A	3538	1/1	0.96	0.10	42,42,42,42	0
56	MG	1x	104	1/1	0.96	0.09	42,42,42,42	0
56	MG	2A	3245	1/1	0.96	0.09	58,58,58,58	0
56	MG	1A	3026	1/1	0.96	0.24	56,56,56,56	0
56	MG	2A	3542	1/1	0.96	0.31	33,33,33,33	0
56	MG	2a	1821	1/1	0.96	0.22	66,66,66,66	0
56	MG	1a	1707	1/1	0.96	0.44	45,45,45,45	0
56	MG	1A	3832	1/1	0.96	0.14	47,47,47,47	0
56	MG	2a	1824	1/1	0.96	0.16	41,41,41,41	0
56	MG	2a	1825	1/1	0.96	0.12	63,63,63,63	0
56	MG	2a	1827	1/1	0.96	0.56	83,83,83,83	0

Continued on next page...

Continued from previous page...

Mol	Type	Chain	Res	Atoms	RSCC	RSR	B-factors(Å ²)	Q<0.9
56	MG	1A	3211	1/1	0.96	0.25	39,39,39,39	0
56	MG	2a	1829	1/1	0.96	0.06	53,53,53,53	0
56	MG	2a	1832	1/1	0.96	0.08	59,59,59,59	0
56	MG	1A	3834	1/1	0.96	0.24	36,36,36,36	0
56	MG	2a	1834	1/1	0.96	0.30	52,52,52,52	0
56	MG	1A	3709	1/1	0.96	0.18	29,29,29,29	0
56	MG	1A	3710	1/1	0.96	0.23	37,37,37,37	0
56	MG	1A	3838	1/1	0.96	0.21	54,54,54,54	0
56	MG	1A	3982	1/1	0.96	0.16	42,42,42,42	0
56	MG	1A	3181	1/1	0.96	0.13	37,37,37,37	0
56	MG	2a	1841	1/1	0.96	0.22	42,42,42,42	0
56	MG	1H	8001	1/1	0.96	0.18	72,72,72,72	0
56	MG	2a	1844	1/1	0.96	0.14	64,64,64,64	0
56	MG	1A	3294	1/1	0.96	0.13	52,52,52,52	0
56	MG	1A	3843	1/1	0.96	0.17	46,46,46,46	0
56	MG	1A	4122	1/1	0.96	0.29	26,26,26,26	0
56	MG	1A	4123	1/1	0.96	0.26	31,31,31,31	0
56	MG	1A	3846	1/1	0.96	0.10	23,23,23,23	0
56	MG	1A	3475	1/1	0.96	0.27	50,50,50,50	0
56	MG	2A	3561	1/1	0.96	0.20	46,46,46,46	0
56	MG	1a	1724	1/1	0.96	0.07	70,70,70,70	0
56	MG	1A	3421	1/1	0.96	0.11	64,64,64,64	0
56	MG	1A	3477	1/1	0.96	0.14	26,26,26,26	0
56	MG	2A	3565	1/1	0.96	0.10	33,33,33,33	0
56	MG	1A	3619	1/1	0.96	0.12	50,50,50,50	0
56	MG	2A	3269	1/1	0.96	0.27	34,34,34,34	0
56	MG	1A	4129	1/1	0.96	0.19	56,56,56,56	0
56	MG	1P	203	1/1	0.96	0.13	26,26,26,26	0
56	MG	2A	3570	1/1	0.96	0.24	53,53,53,53	0
56	MG	1P	204	1/1	0.96	0.19	46,46,46,46	0
56	MG	2u	101	1/1	0.96	0.21	60,60,60,60	0
56	MG	2A	3572	1/1	0.96	0.11	43,43,43,43	0
56	MG	2A	3574	1/1	0.96	0.20	30,30,30,30	0
56	MG	2A	3575	1/1	0.96	0.35	46,46,46,46	0
56	MG	1A	3338	1/1	0.96	0.22	32,32,32,32	0
56	MG	1A	3182	1/1	0.96	0.17	33,33,33,33	0
56	MG	1A	3857	1/1	0.96	0.13	36,36,36,36	0
56	MG	1Q	204	1/1	0.96	0.31	42,42,42,42	0
56	MG	1A	3719	1/1	0.96	0.12	64,64,64,64	0
56	MG	1A	3208	1/1	0.97	0.26	17,17,17,17	0
56	MG	2A	3004	1/1	0.97	0.10	51,51,51,51	0
56	MG	19	104	1/1	0.97	0.08	59,59,59,59	0

Continued on next page...

Continued from previous page...

Mol	Type	Chain	Res	Atoms	RSCC	RSR	B-factors(Å ²)	Q<0.9
56	MG	1A	3695	1/1	0.97	0.13	40,40,40,40	0
56	MG	1A	4230	1/1	0.97	0.27	47,47,47,47	0
56	MG	1A	3238	1/1	0.97	0.13	35,35,35,35	0
56	MG	1A	3788	1/1	0.97	0.22	34,34,34,34	0
56	MG	1A	3615	1/1	0.97	0.20	50,50,50,50	0
56	MG	1A	4106	1/1	0.97	0.19	45,45,45,45	0
56	MG	2A	3201	1/1	0.97	0.12	25,25,25,25	0
56	MG	2A	3012	1/1	0.97	0.37	53,53,53,53	0
56	MG	1A	4107	1/1	0.97	0.39	35,35,35,35	0
56	MG	2A	3425	1/1	0.97	0.15	27,27,27,27	0
56	MG	1A	3698	1/1	0.97	0.29	51,51,51,51	0
56	MG	1A	3699	1/1	0.97	0.18	20,20,20,20	0
56	MG	2A	3207	1/1	0.97	0.34	60,60,60,60	0
56	MG	1A	3792	1/1	0.97	0.19	21,21,21,21	0
56	MG	1A	3097	1/1	0.97	0.40	48,48,48,48	0
56	MG	1A	3617	1/1	0.97	0.21	11,11,11,11	0
56	MG	2A	3433	1/1	0.97	0.06	48,48,48,48	0
56	MG	1A	3796	1/1	0.97	0.09	46,46,46,46	0
56	MG	2A	3213	1/1	0.97	0.14	40,40,40,40	0
56	MG	1A	3401	1/1	0.97	0.12	30,30,30,30	0
56	MG	2A	3215	1/1	0.97	0.14	38,38,38,38	0
56	MG	1A	3281	1/1	0.97	0.18	31,31,31,31	0
56	MG	1A	4116	1/1	0.97	0.21	17,17,17,17	0
56	MG	1A	3903	1/1	0.97	0.08	41,41,41,41	0
56	MG	1a	1619	1/1	0.97	0.14	31,31,31,31	0
56	MG	2A	3443	1/1	0.97	0.04	39,39,39,39	0
56	MG	1B	215	1/1	0.97	0.19	31,31,31,31	0
56	MG	1A	4011	1/1	0.97	0.09	41,41,41,41	0
56	MG	2A	3227	1/1	0.97	0.12	51,51,51,51	0
56	MG	1A	3799	1/1	0.97	0.06	38,38,38,38	0
56	MG	2A	3229	1/1	0.97	0.13	38,38,38,38	0
56	MG	2A	3450	1/1	0.97	0.12	30,30,30,30	0
56	MG	1a	1623	1/1	0.97	0.13	51,51,51,51	0
56	MG	1A	3800	1/1	0.97	0.14	50,50,50,50	0
56	MG	1A	3359	1/1	0.97	0.30	43,43,43,43	0
56	MG	1A	4015	1/1	0.97	0.20	15,15,15,15	0
56	MG	2A	3234	1/1	0.97	0.19	50,50,50,50	0
56	MG	1a	1781	1/1	0.97	0.06	58,58,58,58	0
56	MG	2A	3458	1/1	0.97	0.09	43,43,43,43	0
56	MG	1A	3624	1/1	0.97	0.26	43,43,43,43	0
56	MG	2a	1662	1/1	0.97	0.09	71,71,71,71	0
56	MG	1A	3210	1/1	0.97	0.14	48,48,48,48	0

Continued on next page...

Continued from previous page...

Mol	Type	Chain	Res	Atoms	RSCC	RSR	B-factors(\AA^2)	Q<0.9
56	MG	1A	3559	1/1	0.97	0.13	41,41,41,41	0
56	MG	1A	3560	1/1	0.97	0.09	44,44,44,44	0
56	MG	2A	3463	1/1	0.97	0.15	40,40,40,40	0
56	MG	1A	3015	1/1	0.97	0.23	42,42,42,42	0
56	MG	1A	3320	1/1	0.97	0.05	57,57,57,57	0
56	MG	1A	3187	1/1	0.97	0.18	38,38,38,38	0
56	MG	1A	3246	1/1	0.97	0.10	13,13,13,13	0
56	MG	1A	3507	1/1	0.97	0.15	34,34,34,34	0
56	MG	2A	3470	1/1	0.97	0.28	40,40,40,40	0
56	MG	2a	1674	1/1	0.97	0.17	46,46,46,46	0
56	MG	1A	3067	1/1	0.97	0.27	37,37,37,37	0
56	MG	1A	3190	1/1	0.97	0.30	25,25,25,25	0
56	MG	1A	3815	1/1	0.97	0.14	32,32,32,32	0
56	MG	1A	3458	1/1	0.97	0.11	28,28,28,28	0
56	MG	1A	4139	1/1	0.97	0.30	38,38,38,38	0
56	MG	1D	312	1/1	0.97	0.34	41,41,41,41	0
56	MG	1A	3325	1/1	0.97	0.14	37,37,37,37	0
56	MG	1D	314	1/1	0.97	0.30	43,43,43,43	0
56	MG	2A	3053	1/1	0.97	0.17	56,56,56,56	0
56	MG	1A	3460	1/1	0.97	0.22	58,58,58,58	0
56	MG	1A	3571	1/1	0.97	0.26	52,52,52,52	0
56	MG	1a	1805	1/1	0.97	0.15	66,66,66,66	0
56	MG	2a	1688	1/1	0.97	0.26	49,49,49,49	0
56	MG	1A	3924	1/1	0.97	0.14	19,19,19,19	0
56	MG	1a	1807	1/1	0.97	0.14	60,60,60,60	0
56	MG	1A	4144	1/1	0.97	0.26	67,67,67,67	0
56	MG	1A	4145	1/1	0.97	0.16	63,63,63,63	0
56	MG	1A	3412	1/1	0.97	0.40	37,37,37,37	0
56	MG	2A	3062	1/1	0.97	0.20	35,35,35,35	0
56	MG	1A	3722	1/1	0.97	0.08	38,38,38,38	0
56	MG	1A	3823	1/1	0.97	0.11	11,11,11,11	0
56	MG	1A	4036	1/1	0.97	0.17	30,30,30,30	0
56	MG	1A	3326	1/1	0.97	0.30	46,46,46,46	0
56	MG	1F	303	1/1	0.97	0.10	37,37,37,37	0
56	MG	2A	3270	1/1	0.97	0.07	23,23,23,23	0
56	MG	2A	3271	1/1	0.97	0.27	41,41,41,41	0
56	MG	2A	3272	1/1	0.97	0.08	50,50,50,50	0
56	MG	2a	1704	1/1	0.97	0.08	67,67,67,67	0
56	MG	1A	4152	1/1	0.97	0.20	54,54,54,54	0
56	MG	1a	1658	1/1	0.97	0.20	44,44,44,44	0
56	MG	2A	3500	1/1	0.97	0.08	47,47,47,47	0
56	MG	1A	3370	1/1	0.97	0.17	47,47,47,47	0

Continued on next page...

Continued from previous page...

Mol	Type	Chain	Res	Atoms	RSCC	RSR	B-factors(\AA^2)	Q<0.9
56	MG	2a	1710	1/1	0.97	0.09	47,47,47,47	0
56	MG	1A	3727	1/1	0.97	0.16	48,48,48,48	0
56	MG	1A	3647	1/1	0.97	0.06	47,47,47,47	0
56	MG	2A	3504	1/1	0.97	0.15	39,39,39,39	0
56	MG	1A	3288	1/1	0.97	0.11	13,13,13,13	0
56	MG	1a	1663	1/1	0.97	0.15	61,61,61,61	0
56	MG	1A	3936	1/1	0.97	0.29	55,55,55,55	0
56	MG	1A	3649	1/1	0.97	0.11	26,26,26,26	0
56	MG	1A	3250	1/1	0.97	0.25	45,45,45,45	0
56	MG	2a	1720	1/1	0.97	0.26	65,65,65,65	0
56	MG	1A	3251	1/1	0.97	0.17	36,36,36,36	0
56	MG	2A	3512	1/1	0.97	0.13	36,36,36,36	0
56	MG	2A	3286	1/1	0.97	0.13	41,41,41,41	0
56	MG	1a	1830	1/1	0.97	0.11	36,36,36,36	0
56	MG	1A	3019	1/1	0.97	0.55	49,49,49,49	0
56	MG	1a	1833	1/1	0.97	0.13	43,43,43,43	0
56	MG	1A	3111	1/1	0.97	0.14	59,59,59,59	0
56	MG	2A	3519	1/1	0.97	0.04	45,45,45,45	0
56	MG	2A	3520	1/1	0.97	0.08	50,50,50,50	0
56	MG	1A	3193	1/1	0.97	0.27	23,23,23,23	0
56	MG	1A	3657	1/1	0.97	0.41	39,39,39,39	0
56	MG	2A	3293	1/1	0.97	0.21	37,37,37,37	0
56	MG	2A	3294	1/1	0.97	0.23	34,34,34,34	0
56	MG	1A	3945	1/1	0.97	0.36	33,33,33,33	0
56	MG	2A	3298	1/1	0.97	0.19	47,47,47,47	0
56	MG	1N	205	1/1	0.97	0.13	37,37,37,37	0
56	MG	1A	3194	1/1	0.97	0.11	35,35,35,35	0
56	MG	1N	207	1/1	0.97	0.07	41,41,41,41	0
56	MG	2A	3532	1/1	0.97	0.09	36,36,36,36	0
56	MG	1A	3583	1/1	0.97	0.15	46,46,46,46	0
56	MG	2A	3303	1/1	0.97	0.46	56,56,56,56	0
56	MG	2A	3304	1/1	0.97	0.23	51,51,51,51	0
56	MG	1a	1677	1/1	0.97	0.11	48,48,48,48	0
56	MG	1A	4168	1/1	0.97	0.25	26,26,26,26	0
56	MG	1a	1679	1/1	0.97	0.32	52,52,52,52	0
56	MG	1A	3295	1/1	0.97	0.29	45,45,45,45	0
56	MG	2a	1752	1/1	0.97	0.18	51,51,51,51	0
56	MG	1a	1681	1/1	0.97	0.24	39,39,39,39	0
56	MG	1a	1848	1/1	0.97	0.25	53,53,53,53	0
56	MG	1A	3741	1/1	0.97	0.17	44,44,44,44	0
56	MG	1a	1850	1/1	0.97	0.06	54,54,54,54	0
56	MG	2a	1757	1/1	0.97	0.18	61,61,61,61	0

Continued on next page...

Continued from previous page...

Mol	Type	Chain	Res	Atoms	RSCC	RSR	B-factors(\AA^2)	Q<0.9
56	MG	1a	1683	1/1	0.97	0.06	52,52,52,52	0
56	MG	2A	3546	1/1	0.97	0.14	51,51,51,51	0
56	MG	1A	3845	1/1	0.97	0.09	22,22,22,22	0
56	MG	1a	1854	1/1	0.97	0.12	49,49,49,49	0
56	MG	1a	1685	1/1	0.97	0.16	61,61,61,61	0
56	MG	2A	3318	1/1	0.97	0.11	37,37,37,37	0
56	MG	1A	3954	1/1	0.97	0.12	53,53,53,53	0
56	MG	2A	3321	1/1	0.97	0.33	43,43,43,43	0
56	MG	1a	1857	1/1	0.97	0.04	70,70,70,70	0
56	MG	1A	3078	1/1	0.97	0.23	54,54,54,54	0
56	MG	1A	3847	1/1	0.97	0.12	33,33,33,33	0
56	MG	1A	3178	1/1	0.97	0.48	39,39,39,39	0
56	MG	1A	4177	1/1	0.97	0.12	34,34,34,34	0
56	MG	2A	3112	1/1	0.97	0.18	34,34,34,34	0
56	MG	2A	3113	1/1	0.97	0.17	40,40,40,40	0
56	MG	2A	3560	1/1	0.97	0.21	41,41,41,41	0
56	MG	1A	3224	1/1	0.97	0.06	41,41,41,41	0
56	MG	1a	1694	1/1	0.97	0.18	48,48,48,48	0
56	MG	1A	4179	1/1	0.97	0.24	34,34,34,34	0
56	MG	1A	4181	1/1	0.97	0.15	27,27,27,27	0
56	MG	1A	3851	1/1	0.97	0.20	33,33,33,33	0
56	MG	1A	3197	1/1	0.97	0.24	50,50,50,50	0
56	MG	2A	3336	1/1	0.97	0.21	36,36,36,36	0
56	MG	1A	4185	1/1	0.97	0.31	41,41,41,41	0
56	MG	2a	1782	1/1	0.97	0.32	51,51,51,51	0
56	MG	2a	1783	1/1	0.97	0.19	47,47,47,47	0
56	MG	1A	4186	1/1	0.97	0.31	17,17,17,17	0
56	MG	1A	4187	1/1	0.97	0.19	27,27,27,27	0
56	MG	2A	3340	1/1	0.97	0.07	57,57,57,57	0
56	MG	1a	1702	1/1	0.97	0.26	41,41,41,41	0
56	MG	2A	3573	1/1	0.97	0.23	42,42,42,42	0
56	MG	1A	3053	1/1	0.97	0.34	54,54,54,54	0
56	MG	1A	3667	1/1	0.97	0.12	23,23,23,23	0
56	MG	2A	3576	1/1	0.97	0.35	39,39,39,39	0
56	MG	1T	204	1/1	0.97	0.14	49,49,49,49	0
56	MG	2A	3578	1/1	0.97	0.29	45,45,45,45	0
56	MG	1A	3227	1/1	0.97	0.28	27,27,27,27	0
56	MG	2A	3580	1/1	0.97	0.18	40,40,40,40	0
56	MG	1U	202	1/1	0.97	0.15	25,25,25,25	0
56	MG	1A	4069	1/1	0.97	0.14	37,37,37,37	0
56	MG	1A	3754	1/1	0.97	0.13	32,32,32,32	0
56	MG	1A	3265	1/1	0.97	0.15	12,12,12,12	0

Continued on next page...

Continued from previous page...

Mol	Type	Chain	Res	Atoms	RSCC	RSR	B-factors(\AA^2)	Q<0.9
56	MG	1U	206	1/1	0.97	0.30	32,32,32,32	0
56	MG	1a	1886	1/1	0.97	0.16	40,40,40,40	0
56	MG	1A	3592	1/1	0.97	0.12	54,54,54,54	0
56	MG	2A	3590	1/1	0.97	0.27	55,55,55,55	0
56	MG	1A	3200	1/1	0.97	0.15	35,35,35,35	0
56	MG	2a	1807	1/1	0.97	0.21	50,50,50,50	0
56	MG	1A	3164	1/1	0.97	0.11	35,35,35,35	0
56	MG	1W	3003	1/1	0.97	0.20	32,32,32,32	0
56	MG	1W	3004	1/1	0.97	0.17	31,31,31,31	0
56	MG	1W	3005	1/1	0.97	0.20	24,24,24,24	0
56	MG	2B	3004	1/1	0.97	0.16	41,41,41,41	0
56	MG	2A	3360	1/1	0.97	0.18	32,32,32,32	0
56	MG	1A	3534	1/1	0.97	0.12	43,43,43,43	0
56	MG	2B	3007	1/1	0.97	0.18	49,49,49,49	0
56	MG	1A	3535	1/1	0.97	0.10	26,26,26,26	0
56	MG	1A	3864	1/1	0.97	0.15	38,38,38,38	0
56	MG	1A	3763	1/1	0.97	0.29	53,53,53,53	0
56	MG	1A	3866	1/1	0.97	0.07	41,41,41,41	0
56	MG	1A	3270	1/1	0.97	0.18	26,26,26,26	0
56	MG	1A	3055	1/1	0.97	0.10	54,54,54,54	0
56	MG	2A	3151	1/1	0.97	0.30	38,38,38,38	0
56	MG	1A	3028	1/1	0.97	0.28	39,39,39,39	0
56	MG	1e	203	1/1	0.97	0.08	54,54,54,54	0
56	MG	2A	3371	1/1	0.97	0.18	50,50,50,50	0
56	MG	2a	1826	1/1	0.97	0.21	53,53,53,53	0
56	MG	2A	3372	1/1	0.97	0.13	34,34,34,34	0
56	MG	2E	304	1/1	0.97	0.21	40,40,40,40	0
56	MG	2A	3158	1/1	0.97	0.17	37,37,37,37	0
56	MG	2a	1830	1/1	0.97	0.18	56,56,56,56	0
56	MG	1A	3273	1/1	0.97	0.09	18,18,18,18	0
56	MG	1h	201	1/1	0.97	0.28	60,60,60,60	0
56	MG	2F	302	1/1	0.97	0.22	41,41,41,41	0
56	MG	2A	3161	1/1	0.97	0.24	48,48,48,48	0
56	MG	10	104	1/1	0.97	0.37	61,61,61,61	0
56	MG	1A	3486	1/1	0.97	0.10	32,32,32,32	0
56	MG	2A	3379	1/1	0.97	0.14	31,31,31,31	0
56	MG	2A	3380	1/1	0.97	0.12	47,47,47,47	0
56	MG	1A	4207	1/1	0.97	0.37	30,30,30,30	0
56	MG	1A	3437	1/1	0.97	0.23	33,33,33,33	0
56	MG	2Q	3003	1/1	0.97	0.23	50,50,50,50	0
56	MG	1A	4209	1/1	0.97	0.36	27,27,27,27	0
56	MG	1a	1733	1/1	0.97	0.14	49,49,49,49	0

Continued on next page...

Continued from previous page...

Mol	Type	Chain	Res	Atoms	RSCC	RSR	B-factors(\AA^2)	Q<0.9
56	MG	2a	1847	1/1	0.97	0.34	46,46,46,46	0
56	MG	1A	3542	1/1	0.97	0.11	37,37,37,37	0
56	MG	1A	3984	1/1	0.97	0.13	52,52,52,52	0
56	MG	1A	3233	1/1	0.97	0.14	28,28,28,28	0
56	MG	20	101	1/1	0.97	0.15	56,56,56,56	0
56	MG	2A	3171	1/1	0.97	0.17	39,39,39,39	0
56	MG	1A	3544	1/1	0.97	0.16	10,10,10,10	0
56	MG	1a	1739	1/1	0.97	0.06	64,64,64,64	0
56	MG	1A	3310	1/1	0.97	0.26	37,37,37,37	0
56	MG	1a	1741	1/1	0.97	0.43	47,47,47,47	0
56	MG	1A	4216	1/1	0.97	0.20	46,46,46,46	0
56	MG	2A	3178	1/1	0.97	0.10	43,43,43,43	0
56	MG	1A	3776	1/1	0.97	0.18	25,25,25,25	0
56	MG	1A	3686	1/1	0.97	0.26	27,27,27,27	0
56	MG	1x	106	1/1	0.97	0.08	52,52,52,52	0
56	MG	1A	3688	1/1	0.97	0.20	19,19,19,19	0
56	MG	1A	3547	1/1	0.97	0.08	38,38,38,38	0
56	MG	1A	3057	1/1	0.97	0.11	57,57,57,57	0
56	MG	1A	3038	1/1	0.97	0.17	48,48,48,48	0
56	MG	1A	3492	1/1	0.97	0.33	52,52,52,52	0
56	MG	2A	3188	1/1	0.97	0.09	34,34,34,34	0
57	ZN	1Y	501	1/1	0.97	0.10	66,66,66,66	0
56	MG	1A	4225	1/1	0.97	0.13	23,23,23,23	0
57	ZN	1n	501	1/1	0.97	0.10	93,93,93,93	0
56	MG	1A	3313	1/1	0.97	0.12	56,56,56,56	0
56	MG	2a	1615	1/1	0.97	0.82	63,63,63,63	0
57	ZN	26	501	1/1	0.97	0.10	55,55,55,55	0
57	ZN	29	501	1/1	0.97	0.06	61,61,61,61	0
56	MG	1A	4100	1/1	0.97	0.22	22,22,22,22	0
56	MG	2A	3081	1/1	0.98	0.19	45,45,45,45	0
56	MG	1a	1878	1/1	0.98	0.15	50,50,50,50	0
56	MG	1A	3638	1/1	0.98	0.19	17,17,17,17	0
56	MG	1a	1642	1/1	0.98	0.20	47,47,47,47	0
56	MG	1P	205	1/1	0.98	0.23	41,41,41,41	0
56	MG	1A	3639	1/1	0.98	0.24	38,38,38,38	0
56	MG	1A	3523	1/1	0.98	0.06	50,50,50,50	0
56	MG	1A	3743	1/1	0.98	0.14	45,45,45,45	0
56	MG	1A	4214	1/1	0.98	0.19	19,19,19,19	0
56	MG	1Q	205	1/1	0.98	0.12	42,42,42,42	0
56	MG	1R	201	1/1	0.98	0.30	26,26,26,26	0
56	MG	2A	3394	1/1	0.98	0.46	61,61,61,61	0
56	MG	2a	1703	1/1	0.98	0.08	60,60,60,60	0

Continued on next page...

Continued from previous page...

Mol	Type	Chain	Res	Atoms	RSCC	RSR	B-factors(\AA^2)	Q<0.9
56	MG	2A	3395	1/1	0.98	0.12	48,48,48,48	0
56	MG	2a	1705	1/1	0.98	0.14	60,60,60,60	0
56	MG	1A	3744	1/1	0.98	0.13	49,49,49,49	0
56	MG	2A	3093	1/1	0.98	0.08	51,51,51,51	0
56	MG	2A	3398	1/1	0.98	0.23	54,54,54,54	0
56	MG	1A	3745	1/1	0.98	0.04	43,43,43,43	0
56	MG	1A	3960	1/1	0.98	0.20	48,48,48,48	0
56	MG	1A	3882	1/1	0.98	0.19	29,29,29,29	0
56	MG	1R	206	1/1	0.98	0.14	42,42,42,42	0
56	MG	1A	4042	1/1	0.98	0.04	50,50,50,50	0
56	MG	1A	3364	1/1	0.98	0.13	43,43,43,43	0
56	MG	1A	3811	1/1	0.98	0.19	37,37,37,37	0
56	MG	1A	4130	1/1	0.98	0.17	38,38,38,38	0
56	MG	1A	4045	1/1	0.98	0.15	49,49,49,49	0
56	MG	1A	4224	1/1	0.98	0.32	23,23,23,23	0
56	MG	2A	3252	1/1	0.98	0.12	56,56,56,56	0
56	MG	2A	3410	1/1	0.98	0.08	36,36,36,36	0
56	MG	1A	3189	1/1	0.98	0.12	26,26,26,26	0
56	MG	1a	1773	1/1	0.98	0.15	25,25,25,25	0
56	MG	1A	4133	1/1	0.98	0.28	47,47,47,47	0
56	MG	1A	3235	1/1	0.98	0.38	36,36,36,36	0
56	MG	2A	3108	1/1	0.98	0.33	30,30,30,30	0
56	MG	2A	3258	1/1	0.98	0.20	34,34,34,34	0
56	MG	2A	3586	1/1	0.98	0.12	33,33,33,33	0
56	MG	1A	3749	1/1	0.98	0.15	15,15,15,15	0
56	MG	2A	3588	1/1	0.98	0.45	42,42,42,42	0
56	MG	1A	3157	1/1	0.98	0.18	42,42,42,42	0
56	MG	1A	3968	1/1	0.98	0.09	34,34,34,34	0
56	MG	1V	201	1/1	0.98	0.25	44,44,44,44	0
56	MG	2A	3421	1/1	0.98	0.05	40,40,40,40	0
56	MG	1A	4231	1/1	0.98	0.20	17,17,17,17	0
56	MG	1A	3889	1/1	0.98	0.13	29,29,29,29	0
56	MG	2a	1739	1/1	0.98	0.31	39,39,39,39	0
56	MG	1A	3220	1/1	0.98	0.15	30,30,30,30	0
56	MG	1A	3752	1/1	0.98	0.12	34,34,34,34	0
56	MG	1A	3079	1/1	0.98	0.23	63,63,63,63	0
56	MG	2a	1744	1/1	0.98	0.22	69,69,69,69	0
56	MG	1A	3341	1/1	0.98	0.10	25,25,25,25	0
56	MG	1A	3820	1/1	0.98	0.16	17,17,17,17	0
56	MG	1a	1787	1/1	0.98	0.26	51,51,51,51	0
56	MG	1A	3650	1/1	0.98	0.19	50,50,50,50	0
56	MG	2A	3431	1/1	0.98	0.07	48,48,48,48	0

Continued on next page...

Continued from previous page...

Mol	Type	Chain	Res	Atoms	RSCC	RSR	B-factors(\AA^2)	Q<0.9
56	MG	1A	3222	1/1	0.98	0.17	30,30,30,30	0
56	MG	1A	3497	1/1	0.98	0.12	55,55,55,55	0
56	MG	1A	4147	1/1	0.98	0.10	40,40,40,40	0
56	MG	1A	3653	1/1	0.98	0.16	30,30,30,30	0
56	MG	2A	3276	1/1	0.98	0.43	48,48,48,48	0
56	MG	1A	3979	1/1	0.98	0.29	39,39,39,39	0
56	MG	1a	1794	1/1	0.98	0.15	24,24,24,24	0
56	MG	1A	3263	1/1	0.98	0.10	31,31,31,31	0
56	MG	2A	3280	1/1	0.98	0.17	55,55,55,55	0
56	MG	1A	3150	1/1	0.98	0.11	22,22,22,22	0
56	MG	1B	213	1/1	0.98	0.29	59,59,59,59	0
56	MG	1A	3762	1/1	0.98	0.21	10,10,10,10	0
56	MG	1A	4065	1/1	0.98	0.10	43,43,43,43	0
56	MG	1A	3902	1/1	0.98	0.19	38,38,38,38	0
56	MG	1A	3054	1/1	0.98	0.17	45,45,45,45	0
56	MG	2A	3448	1/1	0.98	0.05	44,44,44,44	0
56	MG	1a	1802	1/1	0.98	0.22	59,59,59,59	0
56	MG	11	103	1/1	0.98	0.06	36,36,36,36	0
56	MG	1a	1689	1/1	0.98	0.09	62,62,62,62	0
56	MG	2A	3452	1/1	0.98	0.11	50,50,50,50	0
56	MG	2A	3140	1/1	0.98	0.22	41,41,41,41	0
56	MG	1A	3829	1/1	0.98	0.14	54,54,54,54	0
56	MG	1A	3243	1/1	0.98	0.13	24,24,24,24	0
56	MG	2A	3143	1/1	0.98	0.06	47,47,47,47	0
56	MG	1A	3435	1/1	0.98	0.09	44,44,44,44	0
56	MG	1a	1809	1/1	0.98	0.13	41,41,41,41	0
56	MG	2A	3296	1/1	0.98	0.20	32,32,32,32	0
56	MG	2A	3297	1/1	0.98	0.14	33,33,33,33	0
56	MG	1a	1693	1/1	0.98	0.24	49,49,49,49	0
56	MG	15	103	1/1	0.98	0.14	34,34,34,34	0
56	MG	1A	3267	1/1	0.98	0.08	23,23,23,23	0
56	MG	2A	3464	1/1	0.98	0.21	57,57,57,57	0
56	MG	1A	3767	1/1	0.98	0.09	36,36,36,36	0
56	MG	1B	224	1/1	0.98	0.28	59,59,59,59	0
56	MG	1A	3708	1/1	0.98	0.26	30,30,30,30	0
56	MG	1A	3612	1/1	0.98	0.25	41,41,41,41	0
56	MG	2A	3154	1/1	0.98	0.08	41,41,41,41	0
56	MG	2A	3155	1/1	0.98	0.23	37,37,37,37	0
56	MG	1A	3911	1/1	0.98	0.11	25,25,25,25	0
56	MG	2A	3157	1/1	0.98	0.23	23,23,23,23	0
56	MG	2A	3309	1/1	0.98	0.26	35,35,35,35	0
56	MG	1A	3993	1/1	0.98	0.15	32,32,32,32	0

Continued on next page...

Continued from previous page...

Mol	Type	Chain	Res	Atoms	RSCC	RSR	B-factors(\AA^2)	Q<0.9
56	MG	1A	3661	1/1	0.98	0.18	40,40,40,40	0
56	MG	1A	3268	1/1	0.98	0.05	34,34,34,34	0
56	MG	2a	1794	1/1	0.98	0.34	46,46,46,46	0
56	MG	1A	3839	1/1	0.98	0.14	56,56,56,56	0
56	MG	2A	3478	1/1	0.98	0.29	49,49,49,49	0
56	MG	2A	3022	1/1	0.98	0.17	44,44,44,44	0
56	MG	1A	3170	1/1	0.98	0.12	31,31,31,31	0
56	MG	1a	1824	1/1	0.98	0.19	59,59,59,59	0
56	MG	1A	3245	1/1	0.98	0.31	30,30,30,30	0
56	MG	1A	4170	1/1	0.98	0.21	10,10,10,10	0
56	MG	2a	1621	1/1	0.98	0.13	47,47,47,47	0
56	MG	2a	1803	1/1	0.98	0.16	72,72,72,72	0
56	MG	2A	3319	1/1	0.98	0.22	38,38,38,38	0
56	MG	1A	3774	1/1	0.98	0.09	23,23,23,23	0
56	MG	1A	3093	1/1	0.98	0.19	35,35,35,35	0
56	MG	1A	3247	1/1	0.98	0.24	27,27,27,27	0
56	MG	1A	3777	1/1	0.98	0.20	31,31,31,31	0
56	MG	1a	1831	1/1	0.98	0.25	51,51,51,51	0
56	MG	1A	3848	1/1	0.98	0.12	23,23,23,23	0
56	MG	1A	3580	1/1	0.98	0.15	46,46,46,46	0
56	MG	2a	1630	1/1	0.98	0.12	60,60,60,60	0
56	MG	1A	3148	1/1	0.98	0.26	40,40,40,40	0
56	MG	1E	302	1/1	0.98	0.12	50,50,50,50	0
56	MG	2A	3176	1/1	0.98	0.10	23,23,23,23	0
56	MG	1A	3173	1/1	0.98	0.24	40,40,40,40	0
56	MG	1A	3621	1/1	0.98	0.22	42,42,42,42	0
56	MG	1A	4180	1/1	0.98	0.23	33,33,33,33	0
56	MG	1A	3926	1/1	0.98	0.07	15,15,15,15	0
56	MG	1A	3853	1/1	0.98	0.14	35,35,35,35	0
56	MG	2A	3335	1/1	0.98	0.20	39,39,39,39	0
56	MG	1A	4183	1/1	0.98	0.07	35,35,35,35	0
56	MG	1a	1722	1/1	0.98	0.06	48,48,48,48	0
56	MG	1A	3622	1/1	0.98	0.15	32,32,32,32	0
56	MG	1a	1614	1/1	0.98	0.14	59,59,59,59	0
56	MG	2A	3505	1/1	0.98	0.13	45,45,45,45	0
56	MG	1a	1845	1/1	0.98	0.36	48,48,48,48	0
56	MG	2A	3047	1/1	0.98	0.26	41,41,41,41	0
56	MG	1A	3546	1/1	0.98	0.10	46,46,46,46	0
56	MG	1A	3154	1/1	0.98	0.14	21,21,21,21	0
56	MG	2a	1831	1/1	0.98	0.15	60,60,60,60	0
56	MG	2A	3344	1/1	0.98	0.27	47,47,47,47	0
56	MG	1A	3723	1/1	0.98	0.14	11,11,11,11	0

Continued on next page...

Continued from previous page...

Mol	Type	Chain	Res	Atoms	RSCC	RSR	B-factors(\AA^2)	Q<0.9
56	MG	1A	4097	1/1	0.98	0.29	27,27,27,27	0
56	MG	1A	3932	1/1	0.98	0.19	48,48,48,48	0
56	MG	1A	3933	1/1	0.98	0.14	29,29,29,29	0
56	MG	1A	3155	1/1	0.98	0.19	24,24,24,24	0
56	MG	2a	1838	1/1	0.98	0.13	54,54,54,54	0
56	MG	1a	1853	1/1	0.98	0.15	53,53,53,53	0
56	MG	1A	3725	1/1	0.98	0.18	34,34,34,34	0
56	MG	1A	3329	1/1	0.98	0.19	62,62,62,62	0
56	MG	1A	3628	1/1	0.98	0.15	25,25,25,25	0
56	MG	2a	1843	1/1	0.98	0.19	43,43,43,43	0
56	MG	2A	3521	1/1	0.98	0.10	42,42,42,42	0
56	MG	2A	3354	1/1	0.98	0.15	54,54,54,54	0
56	MG	1a	1735	1/1	0.98	0.23	47,47,47,47	0
56	MG	1A	3201	1/1	0.98	0.37	17,17,17,17	0
56	MG	1A	3729	1/1	0.98	0.28	44,44,44,44	0
56	MG	1A	3448	1/1	0.98	0.20	35,35,35,35	0
56	MG	1A	3253	1/1	0.98	0.17	29,29,29,29	0
56	MG	2A	3205	1/1	0.98	0.12	23,23,23,23	0
56	MG	1A	3232	1/1	0.98	0.10	40,40,40,40	0
56	MG	1A	3451	1/1	0.98	0.10	38,38,38,38	0
56	MG	2a	1669	1/1	0.98	0.06	69,69,69,69	0
56	MG	1a	1864	1/1	0.98	0.09	74,74,74,74	0
56	MG	2A	3533	1/1	0.98	0.23	49,49,49,49	0
56	MG	1A	3484	1/1	0.98	0.14	34,34,34,34	0
56	MG	2A	3210	1/1	0.98	0.17	50,50,50,50	0
56	MG	1a	1866	1/1	0.98	0.09	72,72,72,72	0
56	MG	1A	3280	1/1	0.98	0.10	40,40,40,40	0
56	MG	1a	1633	1/1	0.98	0.16	64,64,64,64	0
56	MG	1A	3156	1/1	0.98	0.11	29,29,29,29	0
56	MG	2a	1678	1/1	0.98	0.23	60,60,60,60	0
56	MG	1A	3685	1/1	0.98	0.18	17,17,17,17	0
56	MG	1A	3950	1/1	0.98	0.07	16,16,16,16	0
56	MG	2A	3218	1/1	0.98	0.18	36,36,36,36	0
56	MG	1A	3256	1/1	0.98	0.12	63,63,63,63	0
56	MG	2A	3075	1/1	0.98	0.32	24,24,24,24	0
56	MG	2A	3222	1/1	0.98	0.14	29,29,29,29	0
57	ZN	15	101	1/1	0.98	0.18	60,60,60,60	0
57	ZN	19	102	1/1	0.98	0.09	36,36,36,36	0
56	MG	2A	3223	1/1	0.98	0.21	31,31,31,31	0
56	MG	1A	3952	1/1	0.98	0.09	41,41,41,41	0
56	MG	1a	1874	1/1	0.98	0.18	31,31,31,31	0
56	MG	1A	3687	1/1	0.98	0.24	21,21,21,21	0

Continued on next page...

Continued from previous page...

Mol	Type	Chain	Res	Atoms	RSCC	RSR	B-factors(\AA^2)	Q<0.9
56	MG	1A	4118	1/1	0.98	0.12	37,37,37,37	0
56	MG	1a	1877	1/1	0.98	0.25	59,59,59,59	0
58	SF4	1d	501	8/8	0.98	0.11	62,69,78,87	0
58	SF4	2d	501	8/8	0.98	0.10	62,78,83,91	0
56	MG	1A	3177	1/1	0.99	0.17	14,14,14,14	0
56	MG	1A	3844	1/1	0.99	0.08	33,33,33,33	0
56	MG	1A	3494	1/1	0.99	0.19	59,59,59,59	0
56	MG	1A	3938	1/1	0.99	0.14	16,16,16,16	0
56	MG	1A	3881	1/1	0.99	0.10	16,16,16,16	0
56	MG	1A	3198	1/1	0.99	0.20	33,33,33,33	0
56	MG	2a	1726	1/1	0.99	0.24	61,61,61,61	0
56	MG	1A	3802	1/1	0.99	0.19	20,20,20,20	0
56	MG	1A	3643	1/1	0.99	0.19	12,12,12,12	0
56	MG	1A	3072	1/1	0.99	0.13	32,32,32,32	0
56	MG	1a	1804	1/1	0.99	0.12	42,42,42,42	0
56	MG	2A	3139	1/1	0.99	0.34	37,37,37,37	0
56	MG	1A	3623	1/1	0.99	0.15	21,21,21,21	0
56	MG	1A	3868	1/1	0.99	0.19	59,59,59,59	0
56	MG	1A	3086	1/1	0.99	0.39	43,43,43,43	0
56	MG	1A	3947	1/1	0.99	0.15	13,13,13,13	0
56	MG	2A	3438	1/1	0.99	0.08	26,26,26,26	0
56	MG	10	107	1/1	0.99	0.11	52,52,52,52	0
56	MG	2a	1738	1/1	0.99	0.34	36,36,36,36	0
56	MG	1A	3835	1/1	0.99	0.25	33,33,33,33	0
56	MG	2a	1740	1/1	0.99	0.21	31,31,31,31	0
56	MG	1A	3793	1/1	0.99	0.19	47,47,47,47	0
56	MG	1A	3757	1/1	0.99	0.12	30,30,30,30	0
56	MG	1A	3089	1/1	0.99	0.14	53,53,53,53	0
56	MG	1A	3213	1/1	0.99	0.18	23,23,23,23	0
56	MG	2A	3121	1/1	0.99	0.22	49,49,49,49	0
56	MG	1A	3242	1/1	0.99	0.15	22,22,22,22	0
56	MG	2A	3517	1/1	0.99	0.04	43,43,43,43	0
56	MG	1A	3841	1/1	0.99	0.24	46,46,46,46	0
56	MG	2A	3153	1/1	0.99	0.14	29,29,29,29	0
56	MG	1B	216	1/1	0.99	0.18	54,54,54,54	0
57	ZN	16	102	1/1	0.99	0.09	32,32,32,32	0
56	MG	1A	3207	1/1	0.99	0.14	50,50,50,50	0
56	MG	2A	3217	1/1	0.99	0.29	36,36,36,36	0
56	MG	2A	3186	1/1	0.99	0.19	46,46,46,46	0
56	MG	1a	1819	1/1	0.99	0.20	32,32,32,32	0
57	ZN	25	501	1/1	0.99	0.13	55,55,55,55	0
56	MG	2A	3385	1/1	0.99	0.22	36,36,36,36	0

Continued on next page...

Continued from previous page...

Mol	Type	Chain	Res	Atoms	RSCC	RSR	B-factors(\AA^2)	Q<0.9
56	MG	2A	3220	1/1	0.99	0.12	38,38,38,38	0
56	MG	1x	105	1/1	0.99	0.13	61,61,61,61	0
56	MG	2A	3528	1/1	0.99	0.16	38,38,38,38	0
56	MG	2A	3046	1/1	0.99	0.22	33,33,33,33	0
56	MG	1A	3640	1/1	1.00	0.36	53,53,53,53	0
56	MG	2a	1715	1/1	1.00	0.15	65,65,65,65	0
56	MG	1A	3399	1/1	1.00	0.20	5,5,5,5	0

6.5 Other polymers [\(i\)](#)

There are no such residues in this entry.