



Full wwPDB EM Validation Report ⓘ

Nov 22, 2022 – 11:04 PM JST

PDB ID : 7EXT
EMDB ID : EMD-31373
Title : Cryo-EM structure of cyanobacterial phycobilisome from *Synechococcus* sp. PCC 7002
Authors : Zheng, L.; Zheng, Z.; Li, X.; Wang, G.; Zhang, K.; Wei, P.; Zhao, J.; Gao, N.
Deposited on : 2021-05-28
Resolution : 3.50 Å(reported)

This is a Full wwPDB EM Validation Report for a publicly released PDB entry.

We welcome your comments at validation@mail.wwpdb.org

A user guide is available at

<https://www.wwpdb.org/validation/2017/EMValidationReportHelp>

with specific help available everywhere you see the ⓘ symbol.

The types of validation reports are described at

<http://www.wwpdb.org/validation/2017/FAQs#types>.

The following versions of software and data (see [references ⓘ](#)) were used in the production of this report:

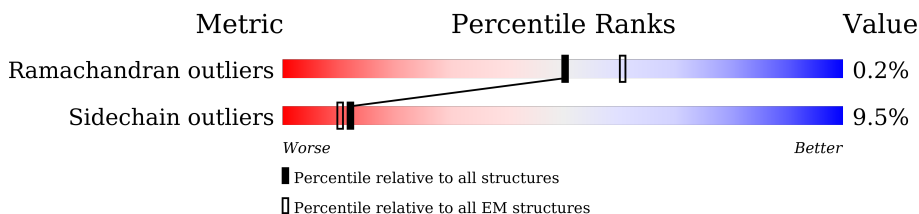
EMDB validation analysis : 0.0.1.dev43
Mogul : 1.8.5 (274361), CSD as541be (2020)
MolProbity : 4.02b-467
buster-report : 1.1.7 (2018)
Percentile statistics : 20191225.v01 (using entries in the PDB archive December 25th 2019)
MapQ : 1.9.9
Ideal geometry (proteins) : Engh & Huber (2001)
Ideal geometry (DNA, RNA) : Parkinson et al. (1996)
Validation Pipeline (wwPDB-VP) : 2.31.3

1 Overall quality at a glance

The following experimental techniques were used to determine the structure:
ELECTRON MICROSCOPY

The reported resolution of this entry is 3.50 Å.

Percentile scores (ranging between 0-100) for global validation metrics of the entry are shown in the following graphic. The table shows the number of entries on which the scores are based.



Metric	Whole archive (#Entries)	EM structures (#Entries)
Ramachandran outliers	154571	4023
Sidechain outliers	154315	3826

The table below summarises the geometric issues observed across the polymeric chains and their fit to the map. The red, orange, yellow and green segments of the bar indicate the fraction of residues that contain outliers for ≥ 3 , 2, 1 and 0 types of geometric quality criteria respectively. A grey segment represents the fraction of residues that are not modelled. The numeric value for each fraction is indicated below the corresponding segment, with a dot representing fractions $\leq 5\%$. The upper red bar (where present) indicates the fraction of residues that have poor fit to the EM map (all-atom inclusion $< 40\%$). The numeric value is given above the bar.

Mol	Chain	Length	Quality of chain
1	A1	248	
1	A2	248	
1	A4	248	
1	A5	248	
1	A6	248	
1	A8	248	
2	B1	162	
2	B2	162	
2	B4	162	

Continued on next page...

Continued from previous page...

Mol	Chain	Length	Quality of chain
2	B5	162	98% 94% 6%
2	B6	162	64% 90% 10%
2	B8	162	93% 90% 10%
2	D1	162	100% 94% 6%
2	D2	162	93% 90% 10%
2	D4	162	100% 89% 10%
2	D5	162	100% 94% 6%
2	D6	162	94% 90% 10%
2	D8	162	100% 90% 10%
2	F1	162	99% 94% 6%
2	F2	162	85% 90% 10%
2	F4	162	97% 89% 10%
2	F5	162	99% 94% 6%
2	F6	162	83% 90% 10%
2	F8	162	97% 89% 10%
2	H1	162	99% 94% 6%
2	H2	162	90% 90% 10%
2	H4	162	99% 88% 11%
2	H5	162	100% 94% 6%
2	H6	162	91% 90% 10%
2	H8	162	100% 88% 11%
2	J1	162	98% 94% 6%
2	J2	162	74% 90% 10%
2	J4	162	94% 89% 10%
2	J5	162	99% 94% 6%

Continued on next page...

Continued from previous page...

Mol	Chain	Length	Quality of chain
2	J6	162	74% 90% 10%
2	J8	162	92% 89% 10%
2	L1	162	99% 94% 6%
2	L2	162	95% 90% 10%
2	L4	162	98% 91% 9%
2	L5	162	99% 94% 6%
2	L6	162	96% 90% 10%
2	L8	162	96% 90% 9%
2	O1	162	99% 94% 6%
2	O2	162	100% 90% 10%
2	O4	162	100% 89% 10%
2	O5	162	99% 94% 6%
2	O6	162	100% 90% 10%
2	O8	162	100% 89% 10%
2	Q1	162	100% 94% 6%
2	Q2	162	100% 90% 10%
2	Q4	162	100% 90% 10%
2	Q5	162	100% 94% 6%
2	Q6	162	99% 90% 10%
2	Q8	162	100% 90% 10%
2	S1	162	100% 94% 6%
2	S2	162	100% 90% 10%
2	S4	162	100% 91% 9%
2	S5	162	100% 94% 6%
2	S6	162	100% 90% 10%

Continued on next page...

Continued from previous page...

Mol	Chain	Length	Quality of chain
2	S8	162	100% 91% 9%
2	U1	162	100% 94% 6%
2	U2	162	100% 90% 10%
2	U4	162	100% 90% 9%
2	U5	162	100% 94% 6%
2	U6	162	100% 90% 10%
2	U8	162	100% 90% 9%
2	W1	162	100% 94% 6%
2	W2	162	100% 90% 10%
2	W4	162	100% 90% 9%
2	W5	162	100% 94% 6%
2	W6	162	100% 90% 10%
2	W8	162	100% 90% 9%
2	Y1	162	100% 94% 6%
2	Y2	162	100% 90% 10%
2	Y4	162	100% 90% 9%
2	Y5	162	100% 94% 6%
2	Y6	162	100% 90% 10%
2	Y8	162	100% 90% 9%
3	C1	172	100% 91% 9%
3	C2	172	81% 85% 13%
3	C4	172	99% 92% 8%
3	C5	172	100% 91% 9%
3	C6	172	83% 85% 14%
3	C8	172	98% 92% 7%

Continued on next page...

Continued from previous page...

Mol	Chain	Length	Quality of chain
3	E1	172	100% 91% 9%
3	E2	172	93% 87% 12%
3	E4	172	100% 92% 8%
3	E5	172	100% 91% 9%
3	E6	172	94% 87% 12%
3	E8	172	100% 92% 8%
3	G1	172	98% 92% 8%
3	G2	172	56% 87% 12%
3	G4	172	95% 92% 8%
3	G5	172	98% 92% 8%
3	G6	172	58% 88% 11%
3	G8	172	95% 92% 8%
3	I1	172	99% 91% 9%
3	I2	172	78% 88% 11%
3	I4	172	96% 92% 7%
3	I5	172	99% 91% 9%
3	I6	172	81% 88% 11%
3	I8	172	99% 92% 7%
3	K1	172	100% 91% 9%
3	K2	172	88% 89% 11%
3	K4	172	97% 92% 7%
3	K5	172	100% 91% 9%
3	K6	172	89% 89% 11%
3	K8	172	97% 92% 7%
3	M1	172	100% 91% 9%

Continued on next page...

Continued from previous page...

Mol	Chain	Length	Quality of chain
3	M2	172	91% 89% 10% .
3	M4	172	99% 92% 8%
3	M5	172	100% 91% 9%
3	M6	172	91% 89% 10% .
3	M8	172	99% 92% 8%
3	P1	172	100% 91% 9%
3	P2	172	100% 87% 12% ..
3	P4	172	100% 94% 6% .
3	P5	172	100% 91% 9%
3	P6	172	100% 87% 12% ..
3	P8	172	100% 94% 6% .
3	R1	172	100% 91% 9%
3	R2	172	97% 88% 12% .
3	R4	172	100% 94% 6% .
3	R5	172	100% 91% 9%
3	R6	172	98% 88% 12% .
3	R8	172	100% 94% 6% .
3	T1	172	100% 91% 9%
3	T2	172	100% 87% 12% .
3	T4	172	100% 94% 6% .
3	T5	172	100% 91% 9%
3	T6	172	100% 87% 12% .
3	T8	172	100% 94% 6% .
3	V1	172	100% 91% 9%
3	V2	172	99% 87% 12% .

Continued on next page...

Continued from previous page...

Mol	Chain	Length	Quality of chain
3	V4	172	100% 92% 7%
3	V5	172	100% 91% 9%
3	V6	172	100% 87% 12%
3	V8	172	100% 92% 7%
3	X1	172	100% 91% 9%
3	X2	172	100% 88% 12%
3	X4	172	100% 94% 6%
3	X5	172	100% 91% 9%
3	X6	172	100% 88% 11%
3	X8	172	100% 94% 6%
3	Z1	172	100% 91% 9%
3	Z2	172	100% 87% 12%
3	Z4	172	100% 92% 7%
3	Z5	172	100% 91% 9%
3	Z6	172	99% 87% 12%
3	Z8	172	100% 92% 7%
4	N1	290	99% 97%
4	N2	290	91% 94% 5%
4	N4	290	97% 97%
4	N5	290	99% 97%
4	N6	290	89% 94% 5%
4	N8	290	96% 97%
4	a1	290	22% 78%
4	a2	290	22% 78%
4	a4	290	21% 79%

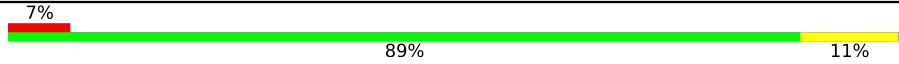
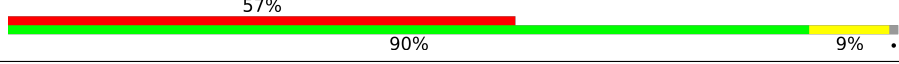
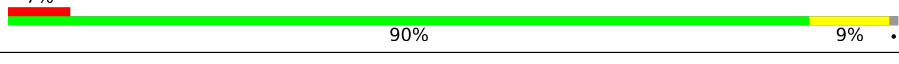
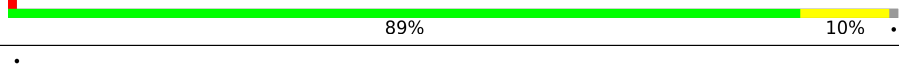


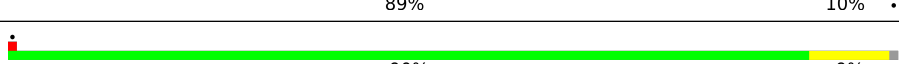
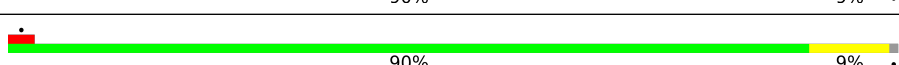
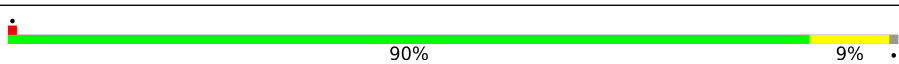
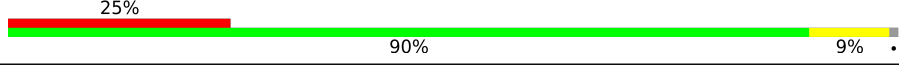
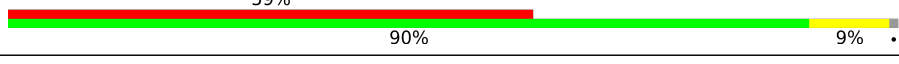
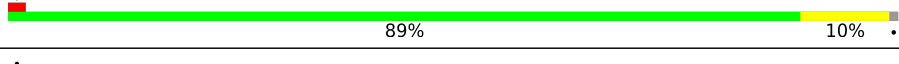
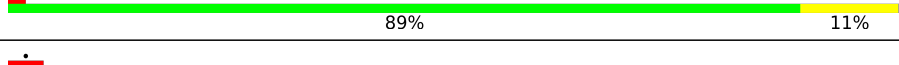

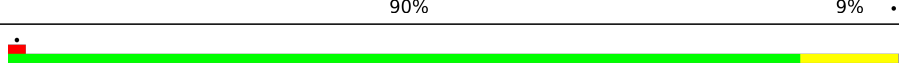
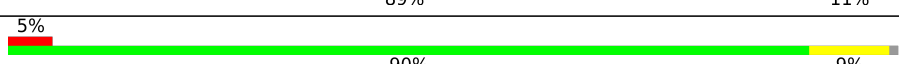
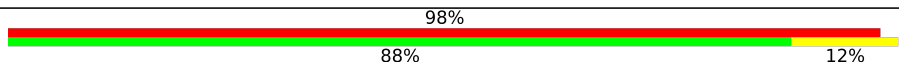
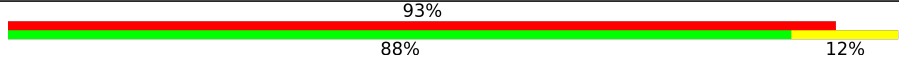
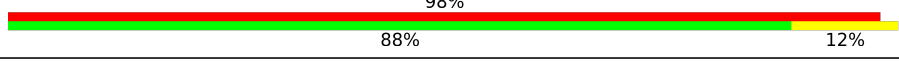
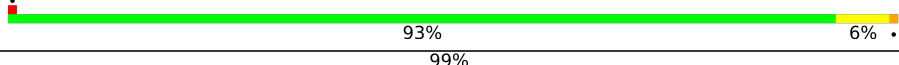

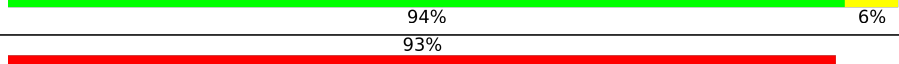
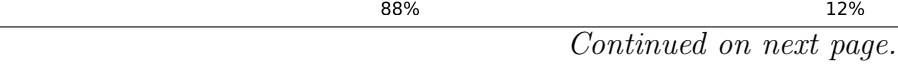


Continued on next page...

Continued from previous page...

Mol	Chain	Length	Quality of chain
4	a5	290	22% 78%
4	a6	290	22% 21% 78%
4	a8	290	21% 20% 79%
5	03	886	85% 8% 7%
5	13	886	84% 9% 7%
6	23	67	13% 94% ..
6	33	67	15% 94% ..
6	G7	67	91% 93% ...
6	N7	67	91% 96% ...
6	U7	67	94% ..
6	b7	67	6% 93% ..
7	A7	161	96% 89% 10% .
7	C7	161	91% 89% 10% .
7	E7	161	93% 89% 10% .
7	G3	161	90% 9% .
7	H7	161	97% 89% 11% .
7	I3	161	90% 9% .
7	J7	161	92% 89% 10% .
7	K3	161	89% 10% .
7	L7	161	89% 10% .
7	N3	161	90% 9% .
7	O7	161	7% 89% 10% .
7	P3	161	90% 9% .
7	Q7	161	89% 10% .
7	R3	161	27% 90% 9% .

Continued on next page...

Continued from previous page...

Mol	Chain	Length	Quality of chain
7	S7	161	
7	T3	161	
7	V7	161	
7	X3	161	
7	X7	161	
7	Z3	161	
7	Z7	161	
7	b3	161	
7	d3	161	
7	f3	161	
7	i3	161	
7	k3	161	
7	o3	161	
7	q3	161	
7	s3	161	
7	u3	161	
7	w3	161	
7	y3	161	
8	B7	161	
8	D7	161	
8	F7	161	
8	H3	161	
8	I7	161	
8	J3	161	
8	K7	161	

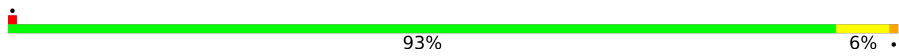
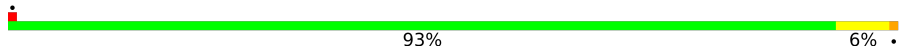
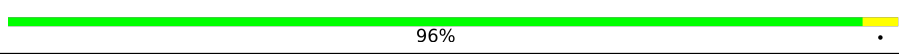
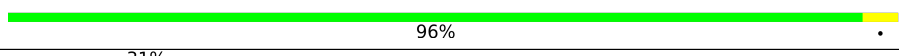
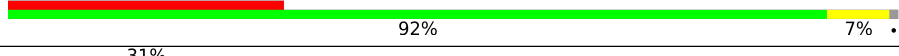
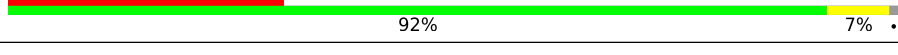
Continued on next page...

Continued from previous page...

Mol	Chain	Length	Quality of chain
8	L3	161	93% 6%
8	M3	161	93% 6%
8	M7	161	99% 88% 12%
8	O3	161	93% 6%
8	P7	161	7% 88% 12%
8	R7	161	88% 12%
8	S3	161	41% 93% 6%
8	T7	161	6% 88% 12%
8	U3	161	50% 93% 6%
8	W3	161	36% 93% 6%
8	W7	161	7% 88% 12%
8	Y3	161	94% 6%
8	Y7	161	88% 12%
8	a3	161	93% 6%
8	a7	161	6% 88% 12%
8	c3	161	93% 6%
8	e3	161	93% 6%
8	h3	161	93% 6%
8	j3	161	48% 93% 6%
8	l3	161	50% 93% 6%
8	n3	161	34% 93% 6%
8	p3	161	93% 6%
8	r3	161	93% 6%
8	t3	161	93% 6%
8	v3	161	93% 6%

Continued on next page...

Continued from previous page...

Mol	Chain	Length	Quality of chain
8	x3	161	 93% 6% .
8	z3	161	 93% 6% .
9	Q3	169	 96% .
9	g3	169	 96% .
10	V3	161	 31% 92% 7% .
10	m3	161	 31% 92% 7% .

2 Entry composition [i](#)

There are 11 unique types of molecules in this entry. The entry contains 322286 atoms, of which 0 are hydrogens and 0 are deuteriums.

In the tables below, the AltConf column contains the number of residues with at least one atom in alternate conformation and the Trace column contains the number of residues modelled with at most 2 atoms.

- Molecule 1 is a protein called Phycobilisome rod-core linker polypeptide CpcG.

Mol	Chain	Residues	Atoms					AltConf	Trace
			Total	C	N	O	S		
1	A1	225	Total	C	N	O	S	0	0
			1841	1168	325	343	5		
1	A2	228	Total	C	N	O	S	0	0
			1865	1185	329	346	5		
1	A4	225	Total	C	N	O	S	0	0
			1841	1168	325	343	5		
1	A5	225	Total	C	N	O	S	0	0
			1841	1168	325	343	5		
1	A6	228	Total	C	N	O	S	0	0
			1865	1185	329	346	5		
1	A8	225	Total	C	N	O	S	0	0
			1841	1168	325	343	5		

- Molecule 2 is a protein called C-phycoerythrin subunit alpha.

Mol	Chain	Residues	Atoms					AltConf	Trace
			Total	C	N	O	S		
2	B1	162	Total	C	N	O	S	0	0
			1240	781	210	244	5		
2	D1	162	Total	C	N	O	S	0	0
			1240	781	210	244	5		
2	F1	162	Total	C	N	O	S	0	0
			1240	781	210	244	5		
2	H1	162	Total	C	N	O	S	0	0
			1240	781	210	244	5		
2	J1	162	Total	C	N	O	S	0	0
			1240	781	210	244	5		
2	L1	162	Total	C	N	O	S	0	0
			1240	781	210	244	5		
2	O1	161	Total	C	N	O	S	0	0
			1232	776	209	243	4		
2	Q1	162	Total	C	N	O	S	0	0
			1240	781	210	244	5		
2	S1	162	Total	C	N	O	S	0	0
			1240	781	210	244	5		

Continued on next page...

Continued from previous page...

Mol	Chain	Residues	Atoms					AltConf	Trace
2	U1	162	Total	C	N	O	S	0	0
			1240	781	210	244	5		
2	W1	162	Total	C	N	O	S	0	0
			1240	781	210	244	5		
2	Y1	162	Total	C	N	O	S	0	0
			1240	781	210	244	5		
2	B2	162	Total	C	N	O	S	0	0
			1240	781	210	244	5		
2	D2	162	Total	C	N	O	S	0	0
			1240	781	210	244	5		
2	F2	162	Total	C	N	O	S	0	0
			1240	781	210	244	5		
2	H2	162	Total	C	N	O	S	0	0
			1240	781	210	244	5		
2	J2	162	Total	C	N	O	S	0	0
			1240	781	210	244	5		
2	L2	162	Total	C	N	O	S	0	0
			1240	781	210	244	5		
2	O2	162	Total	C	N	O	S	0	0
			1240	781	210	244	5		
2	Q2	162	Total	C	N	O	S	0	0
			1240	781	210	244	5		
2	S2	162	Total	C	N	O	S	0	0
			1240	781	210	244	5		
2	U2	162	Total	C	N	O	S	0	0
			1240	781	210	244	5		
2	W2	162	Total	C	N	O	S	0	0
			1240	781	210	244	5		
2	Y2	162	Total	C	N	O	S	0	0
			1240	781	210	244	5		
2	B4	162	Total	C	N	O	S	0	0
			1240	781	210	244	5		
2	D4	162	Total	C	N	O	S	0	0
			1240	781	210	244	5		
2	F4	162	Total	C	N	O	S	0	0
			1240	781	210	244	5		
2	H4	162	Total	C	N	O	S	0	0
			1240	781	210	244	5		
2	J4	162	Total	C	N	O	S	0	0
			1240	781	210	244	5		
2	L4	162	Total	C	N	O	S	0	0
			1240	781	210	244	5		

Continued on next page...

Continued from previous page...

Mol	Chain	Residues	Atoms					AltConf	Trace
2	O4	162	Total	C	N	O	S	0	0
			1240	781	210	244	5		
2	Q4	162	Total	C	N	O	S	0	0
			1240	781	210	244	5		
2	S4	162	Total	C	N	O	S	0	0
			1240	781	210	244	5		
2	U4	162	Total	C	N	O	S	0	0
			1240	781	210	244	5		
2	W4	162	Total	C	N	O	S	0	0
			1240	781	210	244	5		
2	Y4	162	Total	C	N	O	S	0	0
			1240	781	210	244	5		
2	B5	162	Total	C	N	O	S	0	0
			1240	781	210	244	5		
2	D5	162	Total	C	N	O	S	0	0
			1240	781	210	244	5		
2	F5	162	Total	C	N	O	S	0	0
			1240	781	210	244	5		
2	H5	162	Total	C	N	O	S	0	0
			1240	781	210	244	5		
2	J5	162	Total	C	N	O	S	0	0
			1240	781	210	244	5		
2	L5	162	Total	C	N	O	S	0	0
			1240	781	210	244	5		
2	O5	161	Total	C	N	O	S	0	0
			1232	776	209	243	4		
2	Q5	162	Total	C	N	O	S	0	0
			1240	781	210	244	5		
2	S5	162	Total	C	N	O	S	0	0
			1240	781	210	244	5		
2	U5	162	Total	C	N	O	S	0	0
			1240	781	210	244	5		
2	W5	162	Total	C	N	O	S	0	0
			1240	781	210	244	5		
2	Y5	162	Total	C	N	O	S	0	0
			1240	781	210	244	5		
2	B6	162	Total	C	N	O	S	0	0
			1240	781	210	244	5		
2	D6	162	Total	C	N	O	S	0	0
			1240	781	210	244	5		
2	F6	162	Total	C	N	O	S	0	0
			1240	781	210	244	5		

Continued on next page...

Continued from previous page...

Mol	Chain	Residues	Atoms					AltConf	Trace
2	H6	162	Total	C	N	O	S	0	0
			1240	781	210	244	5		
2	J6	162	Total	C	N	O	S	0	0
			1240	781	210	244	5		
2	L6	162	Total	C	N	O	S	0	0
			1240	781	210	244	5		
2	O6	162	Total	C	N	O	S	0	0
			1240	781	210	244	5		
2	Q6	162	Total	C	N	O	S	0	0
			1240	781	210	244	5		
2	S6	162	Total	C	N	O	S	0	0
			1240	781	210	244	5		
2	U6	162	Total	C	N	O	S	0	0
			1240	781	210	244	5		
2	W6	162	Total	C	N	O	S	0	0
			1240	781	210	244	5		
2	Y6	162	Total	C	N	O	S	0	0
			1240	781	210	244	5		
2	B8	162	Total	C	N	O	S	0	0
			1240	781	210	244	5		
2	D8	162	Total	C	N	O	S	0	0
			1240	781	210	244	5		
2	F8	162	Total	C	N	O	S	0	0
			1240	781	210	244	5		
2	H8	162	Total	C	N	O	S	0	0
			1240	781	210	244	5		
2	J8	162	Total	C	N	O	S	0	0
			1240	781	210	244	5		
2	L8	162	Total	C	N	O	S	0	0
			1240	781	210	244	5		
2	O8	162	Total	C	N	O	S	0	0
			1240	781	210	244	5		
2	Q8	162	Total	C	N	O	S	0	0
			1240	781	210	244	5		
2	S8	162	Total	C	N	O	S	0	0
			1240	781	210	244	5		
2	U8	162	Total	C	N	O	S	0	0
			1240	781	210	244	5		
2	W8	162	Total	C	N	O	S	0	0
			1240	781	210	244	5		
2	Y8	162	Total	C	N	O	S	0	0
			1240	781	210	244	5		

- Molecule 3 is a protein called C-phycoyanin subunit beta.

Mol	Chain	Residues	Atoms					AltConf	Trace
			Total	C	N	O	S		
3	C1	172	1281	794	227	251	9	0	0
3	E1	172	1281	794	227	251	9	0	0
3	G1	172	1281	794	227	251	9	0	0
3	I1	172	1281	794	227	251	9	0	0
3	K1	172	1281	794	227	251	9	0	0
3	M1	172	1281	794	227	251	9	0	0
3	P1	172	1281	794	227	251	9	0	0
3	R1	172	1281	794	227	251	9	0	0
3	T1	172	1281	794	227	251	9	0	0
3	V1	172	1281	794	227	251	9	0	0
3	X1	172	1281	794	227	251	9	0	0
3	Z1	172	1281	794	227	251	9	0	0
3	C2	172	1281	794	227	251	9	0	0
3	E2	172	1281	794	227	251	9	0	0
3	G2	172	1281	794	227	251	9	0	0
3	I2	172	1281	794	227	251	9	0	0
3	K2	172	1281	794	227	251	9	0	0
3	M2	172	1281	794	227	251	9	0	0
3	P2	172	1281	794	227	251	9	0	0
3	R2	172	1281	794	227	251	9	0	0
3	T2	172	1281	794	227	251	9	0	0

Continued on next page...

Continued from previous page...

Mol	Chain	Residues	Atoms					AltConf	Trace
			Total	C	N	O	S		
3	V2	172	1281	794	227	251	9	0	0
3	X2	172	1281	794	227	251	9	0	0
3	Z2	172	1281	794	227	251	9	0	0
3	C4	172	1281	794	227	251	9	0	0
3	E4	172	1281	794	227	251	9	0	0
3	G4	172	1281	794	227	251	9	0	0
3	I4	172	1281	794	227	251	9	0	0
3	K4	172	1281	794	227	251	9	0	0
3	M4	172	1281	794	227	251	9	0	0
3	P4	172	1281	794	227	251	9	0	0
3	R4	172	1281	794	227	251	9	0	0
3	T4	172	1281	794	227	251	9	0	0
3	V4	172	1281	794	227	251	9	0	0
3	X4	172	1281	794	227	251	9	0	0
3	Z4	172	1281	794	227	251	9	0	0
3	C5	172	1281	794	227	251	9	0	0
3	E5	172	1281	794	227	251	9	0	0
3	G5	172	1281	794	227	251	9	0	0
3	I5	172	1281	794	227	251	9	0	0
3	K5	172	1281	794	227	251	9	0	0
3	M5	172	1281	794	227	251	9	0	0

Continued on next page...

Continued from previous page...

Mol	Chain	Residues	Atoms					AltConf	Trace
			Total	C	N	O	S		
3	P5	172	1281	794	227	251	9	0	0
3	R5	172	1281	794	227	251	9	0	0
3	T5	172	1281	794	227	251	9	0	0
3	V5	172	1281	794	227	251	9	0	0
3	X5	172	1281	794	227	251	9	0	0
3	Z5	172	1281	794	227	251	9	0	0
3	C6	172	1281	794	227	251	9	0	0
3	E6	172	1281	794	227	251	9	0	0
3	G6	172	1281	794	227	251	9	0	0
3	I6	172	1281	794	227	251	9	0	0
3	K6	172	1281	794	227	251	9	0	0
3	M6	172	1281	794	227	251	9	0	0
3	P6	172	1281	794	227	251	9	0	0
3	R6	172	1281	794	227	251	9	0	0
3	T6	172	1281	794	227	251	9	0	0
3	V6	172	1281	794	227	251	9	0	0
3	X6	172	1281	794	227	251	9	0	0
3	Z6	172	1281	794	227	251	9	0	0
3	C8	172	1281	794	227	251	9	0	0
3	E8	172	1281	794	227	251	9	0	0
3	G8	172	1281	794	227	251	9	0	0

Continued on next page...

Continued from previous page...

Mol	Chain	Residues	Atoms					AltConf	Trace
3	I8	172	Total	C	N	O	S	0	0
			1281	794	227	251	9		
3	K8	172	Total	C	N	O	S	0	0
			1281	794	227	251	9		
3	M8	172	Total	C	N	O	S	0	0
			1281	794	227	251	9		
3	P8	172	Total	C	N	O	S	0	0
			1281	794	227	251	9		
3	R8	172	Total	C	N	O	S	0	0
			1281	794	227	251	9		
3	T8	172	Total	C	N	O	S	0	0
			1281	794	227	251	9		
3	V8	172	Total	C	N	O	S	0	0
			1281	794	227	251	9		
3	X8	172	Total	C	N	O	S	0	0
			1281	794	227	251	9		
3	Z8	172	Total	C	N	O	S	0	0
			1281	794	227	251	9		

- Molecule 4 is a protein called Phycobilisome 32.3 kDa linker polypeptide, phycocyanin-associated, rod.

Mol	Chain	Residues	Atoms					AltConf	Trace
4	N1	289	Total	C	N	O	S	0	0
			2270	1413	416	438	3		
4	a1	64	Total	C	N	O	S	0	0
			487	301	96	89	1		
4	N2	289	Total	C	N	O	S	0	0
			2270	1413	416	438	3		
4	a2	64	Total	C	N	O	S	0	0
			487	301	96	89	1		
4	N4	289	Total	C	N	O	S	0	0
			2270	1413	416	438	3		
4	a4	61	Total	C	N	O	S	0	0
			469	290	93	85	1		
4	N5	289	Total	C	N	O	S	0	0
			2270	1413	416	438	3		
4	a5	64	Total	C	N	O	S	0	0
			487	301	96	89	1		
4	N6	289	Total	C	N	O	S	0	0
			2270	1413	416	438	3		
4	a6	64	Total	C	N	O	S	0	0
			487	301	96	89	1		

Continued on next page...

Continued from previous page...

Mol	Chain	Residues	Atoms					AltConf	Trace
4	N8	289	Total	C	N	O	S	0	0
			2270	1413	416	438	3		
4	a8	61	Total	C	N	O	S	0	0
			469	290	93	85	1		

- Molecule 5 is a protein called Phycobiliprotein ApcE.

Mol	Chain	Residues	Atoms					AltConf	Trace
5	03	826	Total	C	N	O	S	0	0
			6594	4183	1160	1235	16		
5	13	826	Total	C	N	O	S	0	0
			6594	4183	1160	1235	16		

- Molecule 6 is a protein called Phycobilisome 7.8 kDa linker polypeptide, allophycocyanin-associated, core.

Mol	Chain	Residues	Atoms					AltConf	Trace
6	23	65	Total	C	N	O	S	0	0
			529	335	99	91	4		
6	33	65	Total	C	N	O	S	0	0
			529	335	99	91	4		
6	G7	65	Total	C	N	O	S	0	0
			529	335	99	91	4		
6	N7	66	Total	C	N	O	S	0	0
			537	340	100	92	5		
6	U7	65	Total	C	N	O	S	0	0
			529	335	99	91	4		
6	b7	65	Total	C	N	O	S	0	0
			529	335	99	91	4		

- Molecule 7 is a protein called Allophycocyanin alpha subunit.

Mol	Chain	Residues	Atoms					AltConf	Trace
7	G3	160	Total	C	N	O	S	0	0
			1199	748	203	240	8		
7	I3	160	Total	C	N	O	S	0	0
			1199	748	203	240	8		
7	K3	160	Total	C	N	O	S	0	0
			1199	748	203	240	8		
7	N3	160	Total	C	N	O	S	0	0
			1199	748	203	240	8		

Continued on next page...

Continued from previous page...

Mol	Chain	Residues	Atoms					AltConf	Trace
			Total	C	N	O	S		
7	P3	160	1199	748	203	240	8	0	0
7	R3	160	1199	748	203	240	8	0	0
7	T3	160	1199	748	203	240	8	0	0
7	X3	160	1199	748	203	240	8	0	0
7	Z3	160	1199	748	203	240	8	0	0
7	b3	160	1199	748	203	240	8	0	0
7	d3	160	1199	748	203	240	8	0	0
7	f3	160	1199	748	203	240	8	0	0
7	i3	160	1199	748	203	240	8	0	0
7	k3	160	1199	748	203	240	8	0	0
7	o3	160	1199	748	203	240	8	0	0
7	q3	160	1199	748	203	240	8	0	0
7	s3	160	1199	748	203	240	8	0	0
7	u3	160	1199	748	203	240	8	0	0
7	w3	160	1199	748	203	240	8	0	0
7	y3	160	1199	748	203	240	8	0	0
7	A7	160	1199	748	203	240	8	0	0
7	C7	160	1199	748	203	240	8	0	0
7	E7	160	1199	748	203	240	8	0	0
7	H7	160	1199	748	203	240	8	0	0
7	J7	160	1199	748	203	240	8	0	0

Continued on next page...

Continued from previous page...

Mol	Chain	Residues	Atoms					AltConf	Trace
7	L7	160	Total	C	N	O	S	0	0
			1199	748	203	240	8		
7	O7	160	Total	C	N	O	S	0	0
			1199	748	203	240	8		
7	Q7	160	Total	C	N	O	S	0	0
			1199	748	203	240	8		
7	S7	160	Total	C	N	O	S	0	0
			1199	748	203	240	8		
7	V7	160	Total	C	N	O	S	0	0
			1199	748	203	240	8		
7	X7	160	Total	C	N	O	S	0	0
			1199	748	203	240	8		
7	Z7	160	Total	C	N	O	S	0	0
			1199	748	203	240	8		

- Molecule 8 is a protein called Allophycocyanin beta subunit.

Mol	Chain	Residues	Atoms					AltConf	Trace
8	H3	161	Total	C	N	O	S	0	0
			1205	756	204	237	8		
8	J3	161	Total	C	N	O	S	0	0
			1205	756	204	237	8		
8	L3	161	Total	C	N	O	S	0	0
			1205	756	204	237	8		
8	M3	161	Total	C	N	O	S	0	0
			1205	756	204	237	8		
8	O3	161	Total	C	N	O	S	0	0
			1205	756	204	237	8		
8	S3	161	Total	C	N	O	S	0	0
			1205	756	204	237	8		
8	U3	161	Total	C	N	O	S	0	0
			1205	756	204	237	8		
8	W3	161	Total	C	N	O	S	0	0
			1205	756	204	237	8		
8	Y3	161	Total	C	N	O	S	0	0
			1205	756	204	237	8		
8	a3	161	Total	C	N	O	S	0	0
			1205	756	204	237	8		
8	c3	161	Total	C	N	O	S	0	0
			1205	756	204	237	8		
8	e3	161	Total	C	N	O	S	0	0
			1205	756	204	237	8		

Continued on next page...

Continued from previous page...

Mol	Chain	Residues	Atoms					AltConf	Trace
8	h3	161	Total 1205	C 756	N 204	O 237	S 8	0	0
8	j3	161	Total 1205	C 756	N 204	O 237	S 8	0	0
8	l3	161	Total 1205	C 756	N 204	O 237	S 8	0	0
8	n3	161	Total 1205	C 756	N 204	O 237	S 8	0	0
8	p3	161	Total 1205	C 756	N 204	O 237	S 8	0	0
8	r3	161	Total 1205	C 756	N 204	O 237	S 8	0	0
8	t3	161	Total 1205	C 756	N 204	O 237	S 8	0	0
8	v3	161	Total 1205	C 756	N 204	O 237	S 8	0	0
8	x3	161	Total 1205	C 756	N 204	O 237	S 8	0	0
8	z3	161	Total 1205	C 756	N 204	O 237	S 8	0	0
8	B7	161	Total 1205	C 756	N 204	O 237	S 8	0	0
8	D7	161	Total 1205	C 756	N 204	O 237	S 8	0	0
8	F7	161	Total 1205	C 756	N 204	O 237	S 8	0	0
8	I7	161	Total 1205	C 756	N 204	O 237	S 8	0	0
8	K7	161	Total 1205	C 756	N 204	O 237	S 8	0	0
8	M7	161	Total 1205	C 756	N 204	O 237	S 8	0	0
8	P7	161	Total 1205	C 756	N 204	O 237	S 8	0	0
8	R7	161	Total 1205	C 756	N 204	O 237	S 8	0	0
8	T7	161	Total 1205	C 756	N 204	O 237	S 8	0	0
8	W7	161	Total 1205	C 756	N 204	O 237	S 8	0	0
8	Y7	161	Total 1205	C 756	N 204	O 237	S 8	0	0

Continued on next page...

Continued from previous page...

Mol	Chain	Residues	Atoms					AltConf	Trace
			Total	C	N	O	S		
8	a7	161	Total	C	N	O	S	0	0
			1205	756	204	237	8		

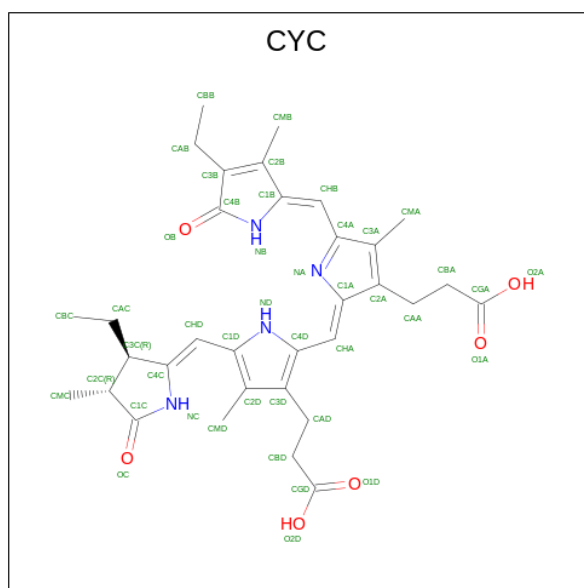
- Molecule 9 is a protein called Allophycocyanin subunit beta-18.

Mol	Chain	Residues	Atoms					AltConf	Trace
			Total	C	N	O	S		
9	Q3	169	Total	C	N	O	S	0	0
			1314	825	225	257	7		
9	g3	169	Total	C	N	O	S	0	0
			1314	825	225	257	7		

- Molecule 10 is a protein called Allophycocyanin subunit alpha-B.

Mol	Chain	Residues	Atoms					AltConf	Trace
			Total	C	N	O	S		
10	V3	160	Total	C	N	O	S	0	0
			1235	782	213	235	5		
10	m3	160	Total	C	N	O	S	0	0
			1235	782	213	235	5		

- Molecule 11 is PHYCOCYANOBILIN (three-letter code: CYC) (formula: $C_{33}H_{40}N_4O_6$) (labeled as "Ligand of Interest" by depositor).



Mol	Chain	Residues	Atoms				AltConf
			Total	C	N	O	
11	A1	1	Total	C	N	O	0
			86	66	8	12	

Continued on next page...

Continued from previous page...

Mol	Chain	Residues	Atoms				AltConf
			Total	C	N	O	
11	A1	1	86	66	8	12	0
11	B1	1	43	33	4	6	0
11	C1	1	86	66	8	12	0
11	C1	1	86	66	8	12	0
11	D1	1	43	33	4	6	0
11	F1	1	43	33	4	6	0
11	G1	1	86	66	8	12	0
11	G1	1	86	66	8	12	0
11	H1	1	43	33	4	6	0
11	I1	1	86	66	8	12	0
11	I1	1	86	66	8	12	0
11	J1	1	43	33	4	6	0
11	K1	1	86	66	8	12	0
11	K1	1	86	66	8	12	0
11	L1	1	43	33	4	6	0
11	M1	1	86	66	8	12	0
11	M1	1	86	66	8	12	0
11	N1	1	43	33	4	6	0
11	O1	1	43	33	4	6	0
11	P1	1	86	66	8	12	0
11	P1	1	86	66	8	12	0

Continued on next page...

Continued from previous page...

Mol	Chain	Residues	Atoms				AltConf
			Total	C	N	O	
11	Q1	1	43	33	4	6	0
11	R1	1	86	66	8	12	0
11	R1	1	86	66	8	12	0
11	S1	1	43	33	4	6	0
11	T1	1	43	33	4	6	0
11	U1	1	86	66	8	12	0
11	U1	1	86	66	8	12	0
11	V1	1	86	66	8	12	0
11	V1	1	86	66	8	12	0
11	X1	1	129	99	12	18	0
11	X1	1	129	99	12	18	0
11	X1	1	129	99	12	18	0
11	Z1	1	86	66	8	12	0
11	Z1	1	86	66	8	12	0
11	A2	1	43	33	4	6	0
11	B2	1	43	33	4	6	0
11	C2	1	86	66	8	12	0
11	C2	1	86	66	8	12	0
11	D2	1	43	33	4	6	0
11	E2	1	129	99	12	18	0
11	E2	1	129	99	12	18	0

Continued on next page...

Continued from previous page...

Mol	Chain	Residues	Atoms				AltConf
			Total	C	N	O	
11	E2	1	Total 129	C 99	N 12	O 18	0
11	G2	1	Total 43	C 33	N 4	O 6	0
11	H2	1	Total 43	C 33	N 4	O 6	0
11	I2	1	Total 129	C 99	N 12	O 18	0
11	I2	1	Total 129	C 99	N 12	O 18	0
11	I2	1	Total 129	C 99	N 12	O 18	0
11	K2	1	Total 129	C 99	N 12	O 18	0
11	K2	1	Total 129	C 99	N 12	O 18	0
11	K2	1	Total 129	C 99	N 12	O 18	0
11	M2	1	Total 86	C 66	N 8	O 12	0
11	M2	1	Total 86	C 66	N 8	O 12	0
11	N2	1	Total 86	C 66	N 8	O 12	0
11	N2	1	Total 86	C 66	N 8	O 12	0
11	P2	1	Total 86	C 66	N 8	O 12	0
11	P2	1	Total 86	C 66	N 8	O 12	0
11	Q2	1	Total 43	C 33	N 4	O 6	0
11	R2	1	Total 43	C 33	N 4	O 6	0
11	S2	1	Total 43	C 33	N 4	O 6	0
11	T2	1	Total 86	C 66	N 8	O 12	0
11	T2	1	Total 86	C 66	N 8	O 12	0
11	V2	1	Total 86	C 66	N 8	O 12	0

Continued on next page...

Continued from previous page...

Mol	Chain	Residues	Atoms				AltConf
			Total	C	N	O	
11	V2	1	Total 86	C 66	N 8	O 12	0
11	W2	1	Total 43	C 33	N 4	O 6	0
11	X2	1	Total 129	C 99	N 12	O 18	0
11	X2	1	Total 129	C 99	N 12	O 18	0
11	X2	1	Total 129	C 99	N 12	O 18	0
11	Z2	1	Total 129	C 99	N 12	O 18	0
11	Z2	1	Total 129	C 99	N 12	O 18	0
11	Z2	1	Total 129	C 99	N 12	O 18	0
11	03	1	Total 86	C 66	N 8	O 12	0
11	03	1	Total 86	C 66	N 8	O 12	0
11	13	1	Total 172	C 132	N 16	O 24	0
11	13	1	Total 172	C 132	N 16	O 24	0
11	13	1	Total 172	C 132	N 16	O 24	0
11	13	1	Total 172	C 132	N 16	O 24	0
11	G3	1	Total 43	C 33	N 4	O 6	0
11	H3	1	Total 43	C 33	N 4	O 6	0
11	I3	1	Total 43	C 33	N 4	O 6	0
11	J3	1	Total 43	C 33	N 4	O 6	0
11	K3	1	Total 43	C 33	N 4	O 6	0
11	M3	1	Total 43	C 33	N 4	O 6	0
11	N3	1	Total 43	C 33	N 4	O 6	0

Continued on next page...

Continued from previous page...

Mol	Chain	Residues	Atoms				AltConf
			Total	C	N	O	
11	O3	1	43	33	4	6	0
11	P3	1	43	33	4	6	0
11	Q3	1	43	33	4	6	0
11	R3	1	43	33	4	6	0
11	S3	1	43	33	4	6	0
11	T3	1	43	33	4	6	0
11	U3	1	43	33	4	6	0
11	V3	1	43	33	4	6	0
11	W3	1	43	33	4	6	0
11	X3	1	43	33	4	6	0
11	Z3	1	43	33	4	6	0
11	b3	1	43	33	4	6	0
11	c3	1	43	33	4	6	0
11	d3	1	43	33	4	6	0
11	e3	1	43	33	4	6	0
11	f3	1	43	33	4	6	0
11	g3	1	43	33	4	6	0
11	i3	1	43	33	4	6	0
11	j3	1	43	33	4	6	0
11	k3	1	43	33	4	6	0
11	l3	1	43	33	4	6	0

Continued on next page...

Continued from previous page...

Mol	Chain	Residues	Atoms				AltConf
			Total	C	N	O	
11	m3	1	43	33	4	6	0
11	n3	1	43	33	4	6	0
11	o3	1	43	33	4	6	0
11	p3	1	43	33	4	6	0
11	q3	1	43	33	4	6	0
11	r3	1	43	33	4	6	0
11	s3	1	43	33	4	6	0
11	t3	1	43	33	4	6	0
11	u3	1	43	33	4	6	0
11	v3	1	43	33	4	6	0
11	w3	1	43	33	4	6	0
11	x3	1	43	33	4	6	0
11	y3	1	43	33	4	6	0
11	z3	1	43	33	4	6	0
11	A4	1	43	33	4	6	0
11	C4	1	43	33	4	6	0
11	D4	1	43	33	4	6	0
11	E4	1	129	99	12	18	0
11	E4	1	129	99	12	18	0
11	E4	1	129	99	12	18	0
11	F4	1	43	33	4	6	0

Continued on next page...

Continued from previous page...

Mol	Chain	Residues	Atoms				AltConf
			Total	C	N	O	
11	G4	1	Total 86	C 66	N 8	O 12	0
11	G4	1	Total 86	C 66	N 8	O 12	0
11	I4	1	Total 129	C 99	N 12	O 18	0
11	I4	1	Total 129	C 99	N 12	O 18	0
11	I4	1	Total 129	C 99	N 12	O 18	0
11	K4	1	Total 86	C 66	N 8	O 12	0
11	K4	1	Total 86	C 66	N 8	O 12	0
11	L4	1	Total 86	C 66	N 8	O 12	0
11	L4	1	Total 86	C 66	N 8	O 12	0
11	M4	1	Total 86	C 66	N 8	O 12	0
11	M4	1	Total 86	C 66	N 8	O 12	0
11	N4	1	Total 43	C 33	N 4	O 6	0
11	O4	1	Total 43	C 33	N 4	O 6	0
11	P4	1	Total 129	C 99	N 12	O 18	0
11	P4	1	Total 129	C 99	N 12	O 18	0
11	P4	1	Total 129	C 99	N 12	O 18	0
11	R4	1	Total 43	C 33	N 4	O 6	0
11	S4	1	Total 43	C 33	N 4	O 6	0
11	T4	1	Total 86	C 66	N 8	O 12	0
11	T4	1	Total 86	C 66	N 8	O 12	0
11	U4	1	Total 43	C 33	N 4	O 6	0

Continued on next page...

Continued from previous page...

Mol	Chain	Residues	Atoms				AltConf
			Total	C	N	O	
11	V4	1	86	66	8	12	0
11	V4	1	86	66	8	12	0
11	W4	1	43	33	4	6	0
11	X4	1	86	66	8	12	0
11	X4	1	86	66	8	12	0
11	Y4	1	43	33	4	6	0
11	Z4	1	86	66	8	12	0
11	Z4	1	86	66	8	12	0
11	A5	1	86	66	8	12	0
11	A5	1	86	66	8	12	0
11	B5	1	43	33	4	6	0
11	C5	1	86	66	8	12	0
11	C5	1	86	66	8	12	0
11	D5	1	43	33	4	6	0
11	F5	1	43	33	4	6	0
11	G5	1	86	66	8	12	0
11	G5	1	86	66	8	12	0
11	H5	1	43	33	4	6	0
11	I5	1	86	66	8	12	0
11	I5	1	86	66	8	12	0
11	J5	1	43	33	4	6	0

Continued on next page...

Continued from previous page...

Mol	Chain	Residues	Atoms				AltConf
			Total	C	N	O	
11	K5	1	86	66	8	12	0
11	K5	1	86	66	8	12	0
11	L5	1	43	33	4	6	0
11	M5	1	86	66	8	12	0
11	M5	1	86	66	8	12	0
11	N5	1	43	33	4	6	0
11	O5	1	43	33	4	6	0
11	P5	1	86	66	8	12	0
11	P5	1	86	66	8	12	0
11	Q5	1	43	33	4	6	0
11	R5	1	86	66	8	12	0
11	R5	1	86	66	8	12	0
11	S5	1	43	33	4	6	0
11	T5	1	43	33	4	6	0
11	U5	1	86	66	8	12	0
11	U5	1	86	66	8	12	0
11	V5	1	86	66	8	12	0
11	V5	1	86	66	8	12	0
11	X5	1	129	99	12	18	0
11	X5	1	129	99	12	18	0
11	X5	1	129	99	12	18	0

Continued on next page...

Continued from previous page...

Mol	Chain	Residues	Atoms				AltConf
			Total	C	N	O	
11	Z5	1	Total 86	C 66	N 8	O 12	0
11	Z5	1	Total 86	C 66	N 8	O 12	0
11	A6	1	Total 43	C 33	N 4	O 6	0
11	B6	1	Total 43	C 33	N 4	O 6	0
11	C6	1	Total 129	C 99	N 12	O 18	0
11	C6	1	Total 129	C 99	N 12	O 18	0
11	C6	1	Total 129	C 99	N 12	O 18	0
11	E6	1	Total 86	C 66	N 8	O 12	0
11	E6	1	Total 86	C 66	N 8	O 12	0
11	F6	1	Total 43	C 33	N 4	O 6	0
11	G6	1	Total 43	C 33	N 4	O 6	0
11	H6	1	Total 43	C 33	N 4	O 6	0
11	I6	1	Total 86	C 66	N 8	O 12	0
11	I6	1	Total 86	C 66	N 8	O 12	0
11	J6	1	Total 43	C 33	N 4	O 6	0
11	K6	1	Total 86	C 66	N 8	O 12	0
11	K6	1	Total 86	C 66	N 8	O 12	0
11	L6	1	Total 43	C 33	N 4	O 6	0
11	M6	1	Total 86	C 66	N 8	O 12	0
11	M6	1	Total 86	C 66	N 8	O 12	0
11	N6	1	Total 86	C 66	N 8	O 12	0

Continued on next page...

Continued from previous page...

Mol	Chain	Residues	Atoms				AltConf
			Total	C	N	O	
11	N6	1	86	66	8	12	0
11	O6	1	43	33	4	6	0
11	P6	1	86	66	8	12	0
11	P6	1	86	66	8	12	0
11	Q6	1	43	33	4	6	0
11	R6	1	86	66	8	12	0
11	R6	1	86	66	8	12	0
11	T6	1	43	33	4	6	0
11	U6	1	43	33	4	6	0
11	V6	1	86	66	8	12	0
11	V6	1	86	66	8	12	0
11	W6	1	43	33	4	6	0
11	X6	1	86	66	8	12	0
11	X6	1	86	66	8	12	0
11	Y6	1	43	33	4	6	0
11	Z6	1	86	66	8	12	0
11	Z6	1	86	66	8	12	0
11	A7	1	43	33	4	6	0
11	B7	1	43	33	4	6	0
11	C7	1	43	33	4	6	0
11	D7	1	43	33	4	6	0

Continued on next page...

Continued from previous page...

Mol	Chain	Residues	Atoms				AltConf
			Total	C	N	O	
11	E7	1	43	33	4	6	0
11	F7	1	43	33	4	6	0
11	H7	1	43	33	4	6	0
11	I7	1	43	33	4	6	0
11	J7	1	43	33	4	6	0
11	K7	1	43	33	4	6	0
11	L7	1	43	33	4	6	0
11	M7	1	43	33	4	6	0
11	O7	1	43	33	4	6	0
11	P7	1	43	33	4	6	0
11	Q7	1	43	33	4	6	0
11	R7	1	43	33	4	6	0
11	S7	1	43	33	4	6	0
11	T7	1	43	33	4	6	0
11	V7	1	43	33	4	6	0
11	W7	1	43	33	4	6	0
11	X7	1	43	33	4	6	0
11	Y7	1	43	33	4	6	0
11	Z7	1	43	33	4	6	0
11	a7	1	43	33	4	6	0
11	A8	1	43	33	4	6	0

Continued on next page...

Continued from previous page...

Mol	Chain	Residues	Atoms				AltConf
			Total	C	N	O	
11	C8	1	Total 43	C 33	N 4	O 6	0
11	D8	1	Total 43	C 33	N 4	O 6	0
11	E8	1	Total 129	C 99	N 12	O 18	0
11	E8	1	Total 129	C 99	N 12	O 18	0
11	E8	1	Total 129	C 99	N 12	O 18	0
11	F8	1	Total 43	C 33	N 4	O 6	0
11	G8	1	Total 86	C 66	N 8	O 12	0
11	G8	1	Total 86	C 66	N 8	O 12	0
11	I8	1	Total 129	C 99	N 12	O 18	0
11	I8	1	Total 129	C 99	N 12	O 18	0
11	I8	1	Total 129	C 99	N 12	O 18	0
11	K8	1	Total 86	C 66	N 8	O 12	0
11	K8	1	Total 86	C 66	N 8	O 12	0
11	L8	1	Total 86	C 66	N 8	O 12	0
11	L8	1	Total 86	C 66	N 8	O 12	0
11	M8	1	Total 86	C 66	N 8	O 12	0
11	M8	1	Total 86	C 66	N 8	O 12	0
11	N8	1	Total 43	C 33	N 4	O 6	0
11	O8	1	Total 43	C 33	N 4	O 6	0
11	P8	1	Total 129	C 99	N 12	O 18	0
11	P8	1	Total 129	C 99	N 12	O 18	0

Continued on next page...

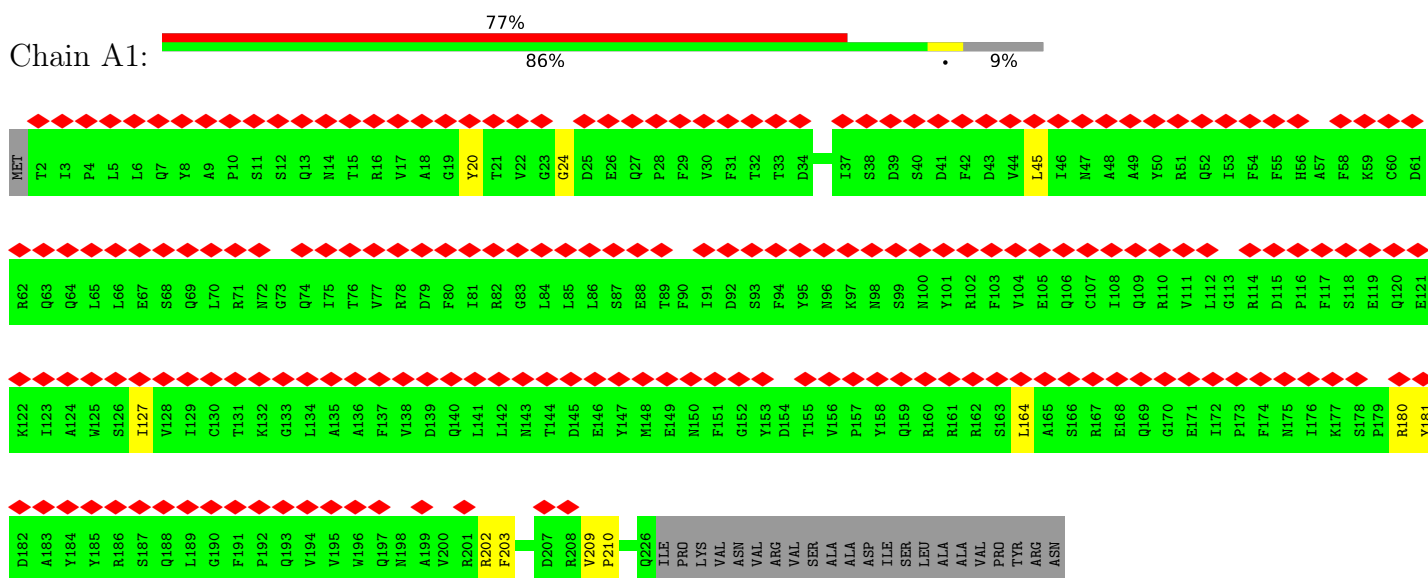
Continued from previous page...

Mol	Chain	Residues	Atoms				AltConf
			Total	C	N	O	
11	P8	1	Total 129	C 99	N 12	O 18	0
11	R8	1	Total 43	C 33	N 4	O 6	0
11	S8	1	Total 43	C 33	N 4	O 6	0
11	T8	1	Total 86	C 66	N 8	O 12	0
11	T8	1	Total 86	C 66	N 8	O 12	0
11	U8	1	Total 43	C 33	N 4	O 6	0
11	V8	1	Total 86	C 66	N 8	O 12	0
11	V8	1	Total 86	C 66	N 8	O 12	0
11	W8	1	Total 43	C 33	N 4	O 6	0
11	X8	1	Total 86	C 66	N 8	O 12	0
11	X8	1	Total 86	C 66	N 8	O 12	0
11	Y8	1	Total 43	C 33	N 4	O 6	0
11	Z8	1	Total 86	C 66	N 8	O 12	0
11	Z8	1	Total 86	C 66	N 8	O 12	0

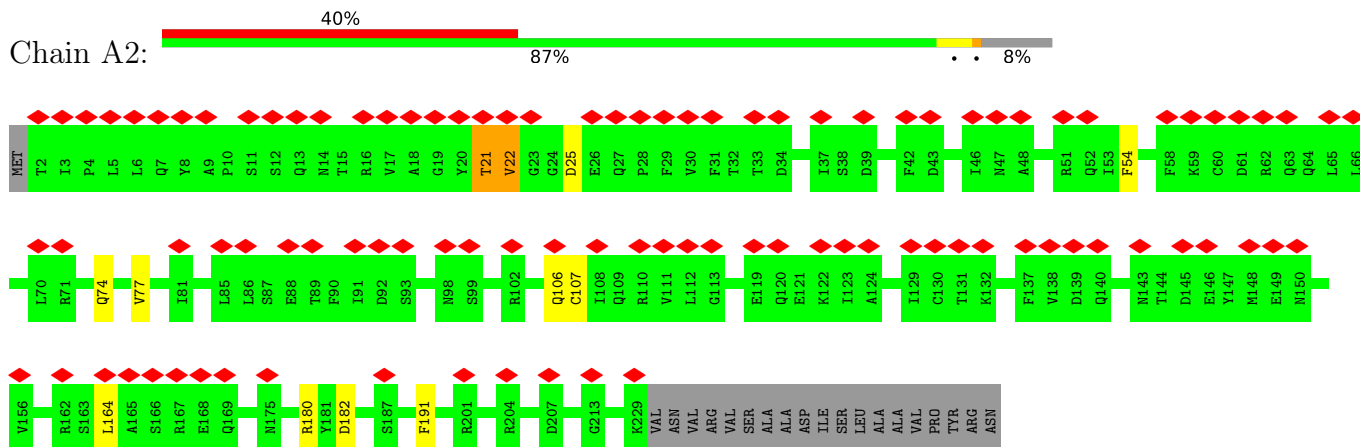
3 Residue-property plots

These plots are drawn for all protein, RNA, DNA and oligosaccharide chains in the entry. The first graphic for a chain summarises the proportions of the various outlier classes displayed in the second graphic. The second graphic shows the sequence view annotated by issues in geometry and atom inclusion in map density. Residues are color-coded according to the number of geometric quality criteria for which they contain at least one outlier: green = 0, yellow = 1, orange = 2 and red = 3 or more. A red diamond above a residue indicates a poor fit to the EM map for this residue (all-atom inclusion < 40%). Stretches of 2 or more consecutive residues without any outlier are shown as a green connector. Residues present in the sample, but not in the model, are shown in grey.

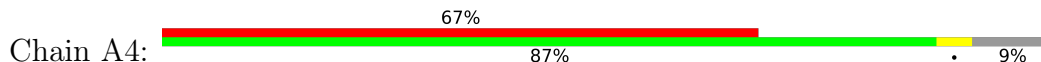
- Molecule 1: Phycobilisome rod-core linker polypeptide CpcG

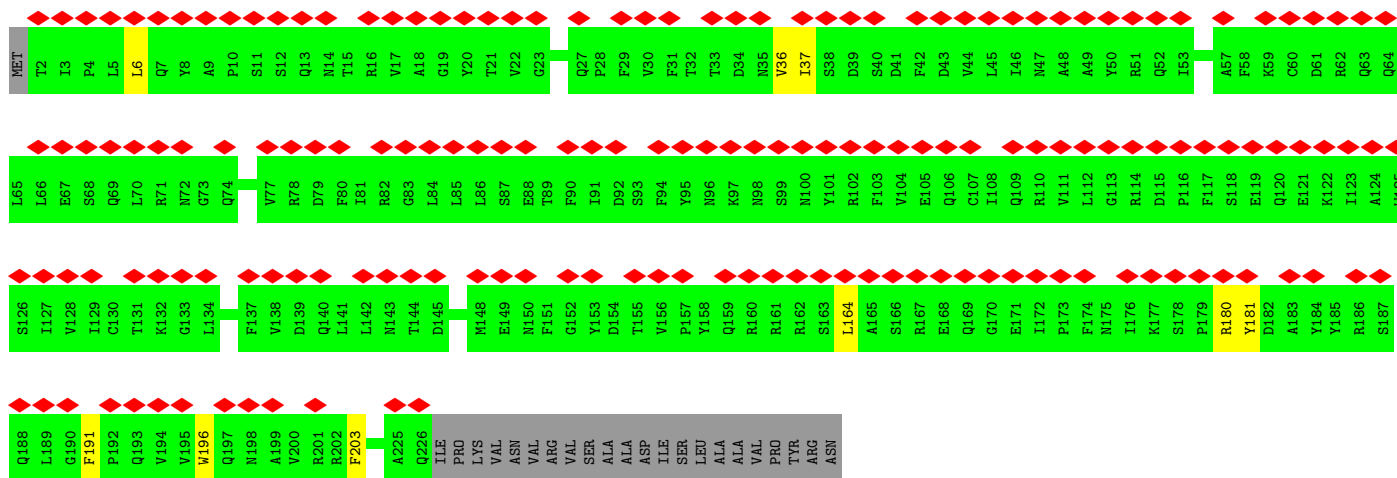


- Molecule 1: Phycobilisome rod-core linker polypeptide CpcG

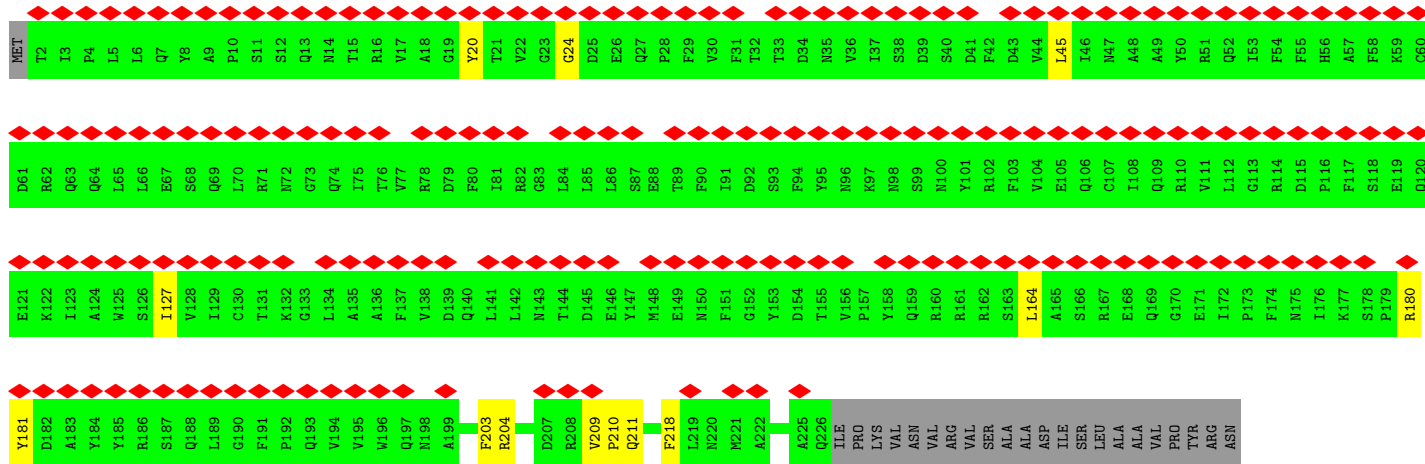
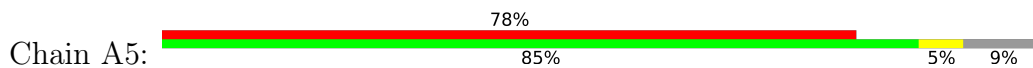


- Molecule 1: Phycobilisome rod-core linker polypeptide CpcG

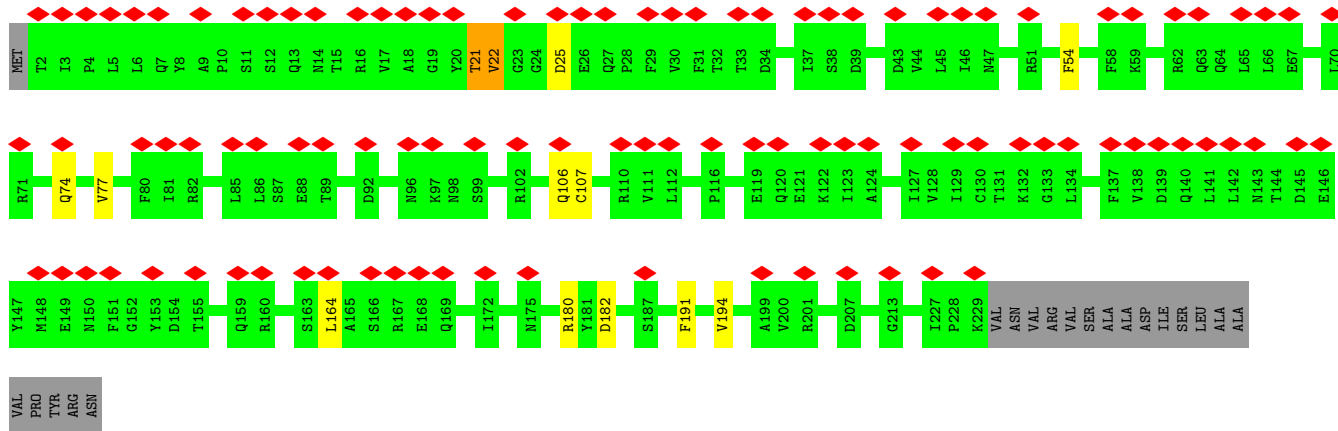
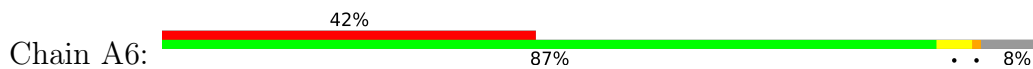


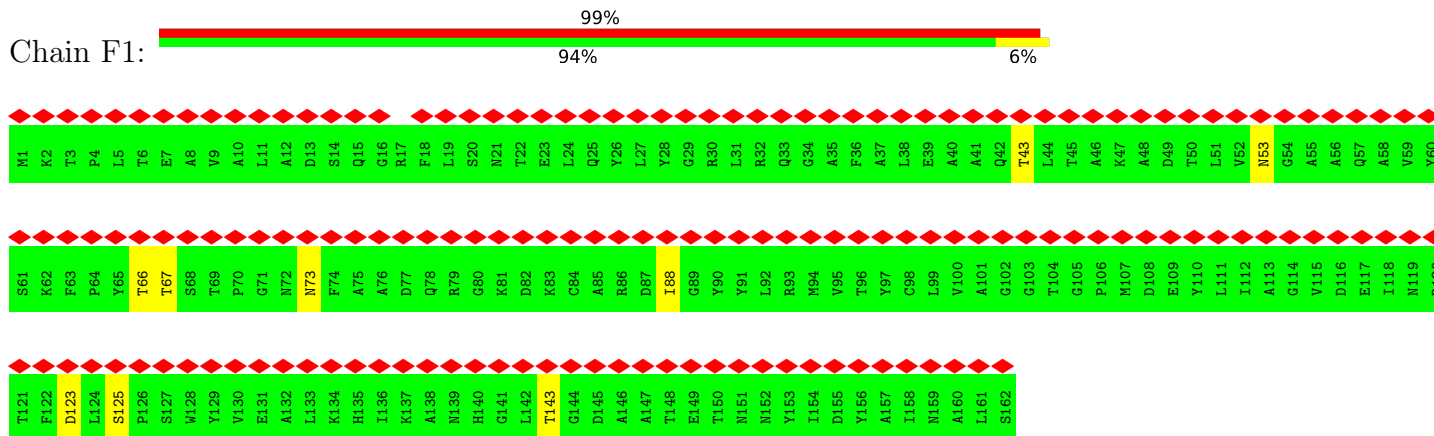


• Molecule 1: Phycobilisome rod-core linker polypeptide CpcG

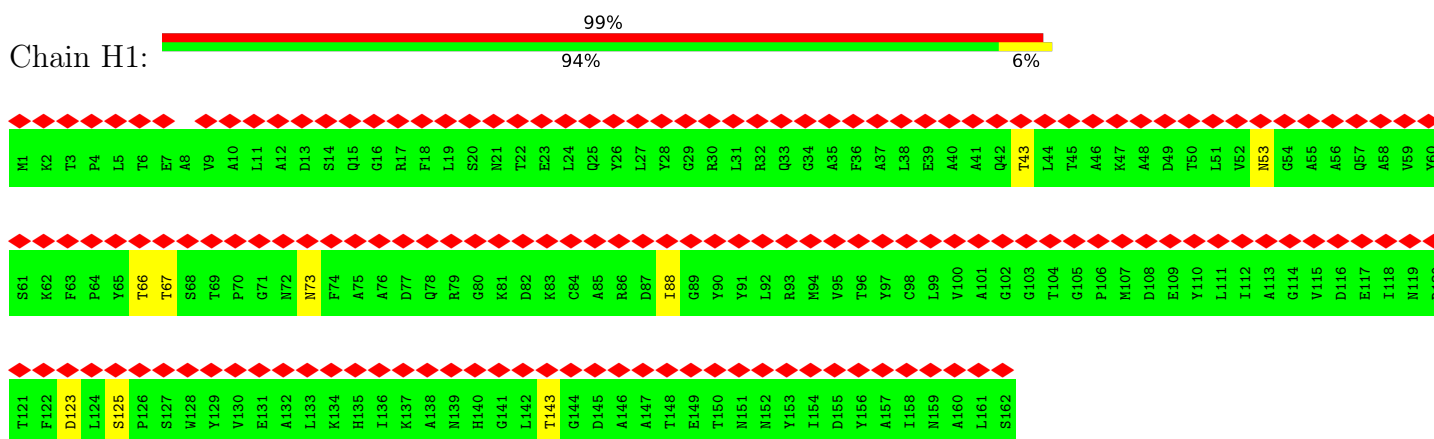


• Molecule 1: Phycobilisome rod-core linker polypeptide CpcG

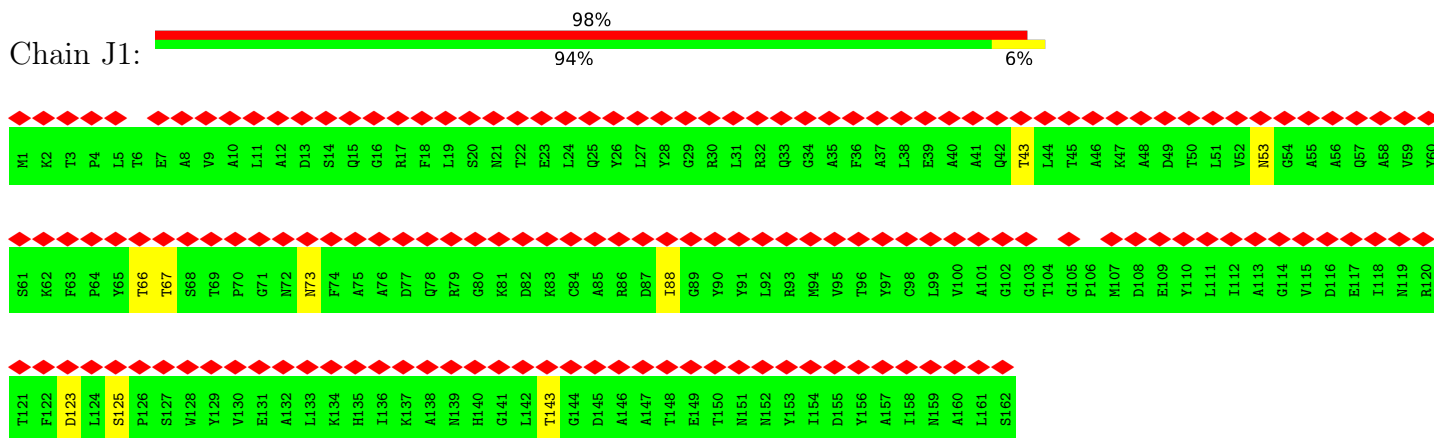




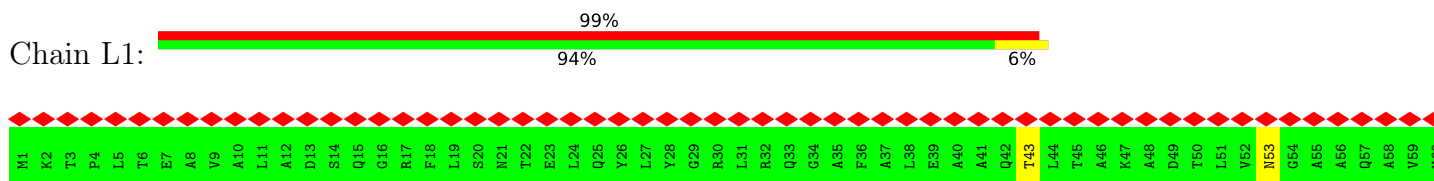
• Molecule 2: C-phycoerythrin subunit alpha

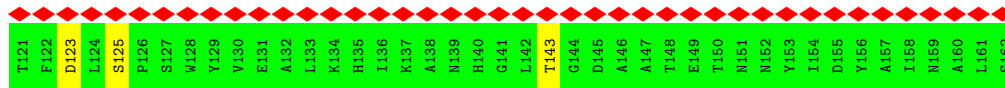
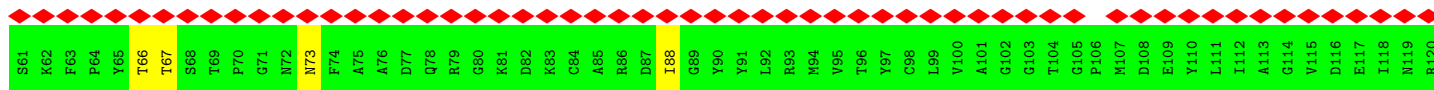


• Molecule 2: C-phycoerythrin subunit alpha

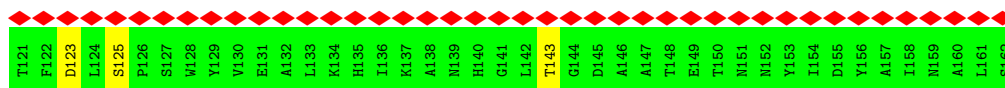
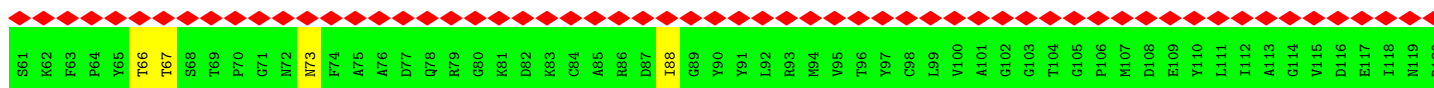
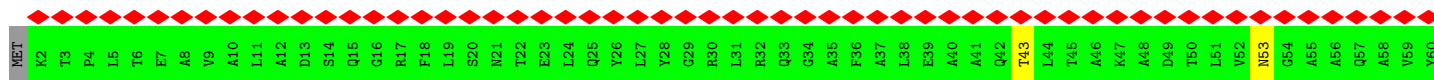


• Molecule 2: C-phycoerythrin subunit alpha

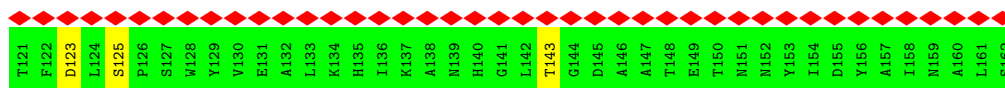
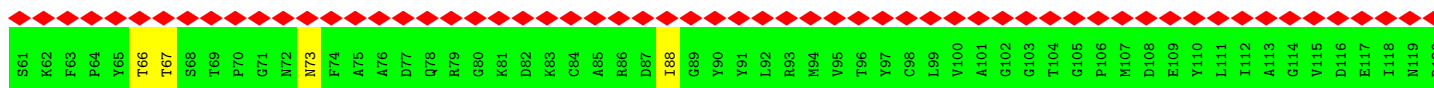
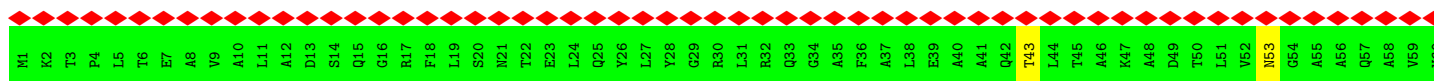




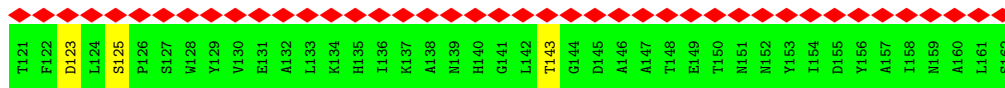
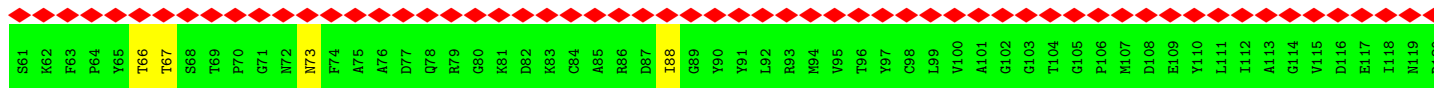
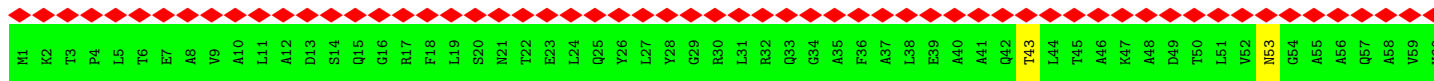
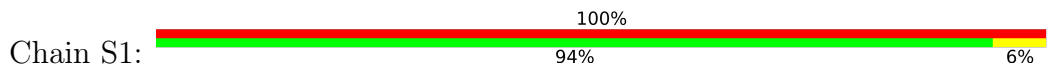
• Molecule 2: C-phycoerythrin subunit alpha



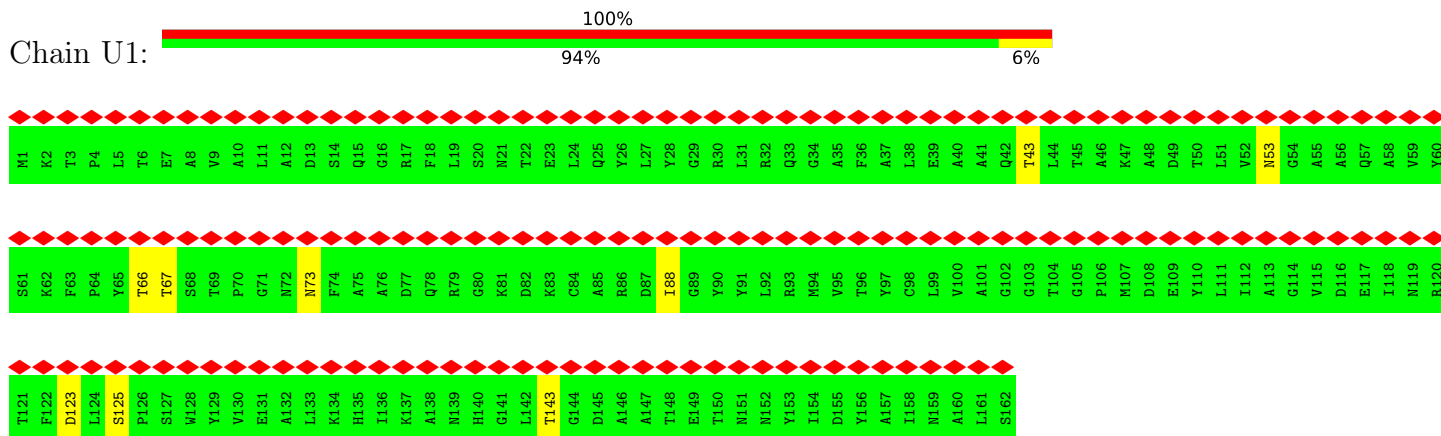
• Molecule 2: C-phycoerythrin subunit alpha



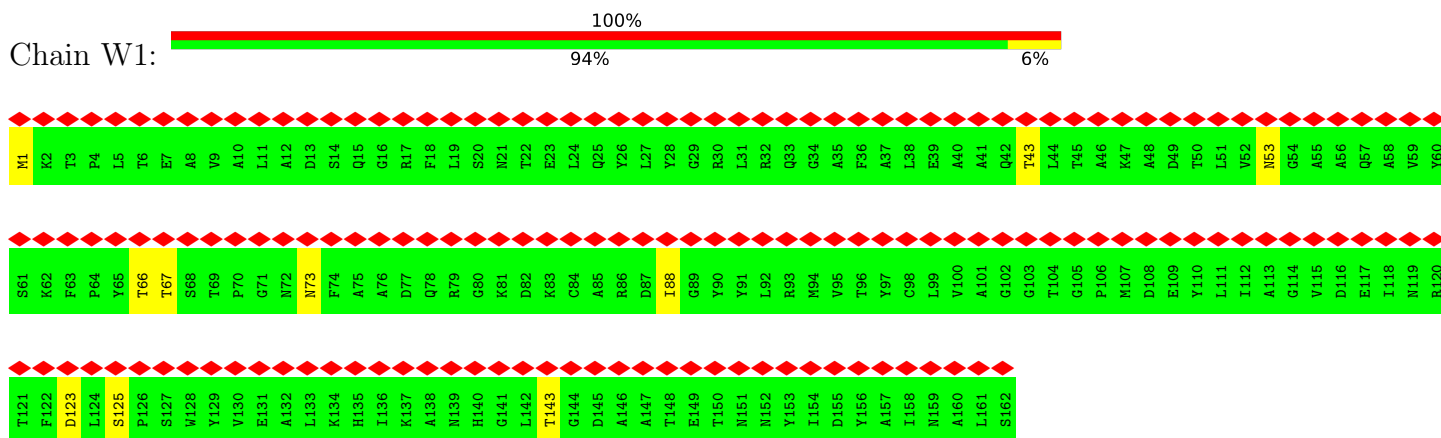
• Molecule 2: C-phycoerythrin subunit alpha



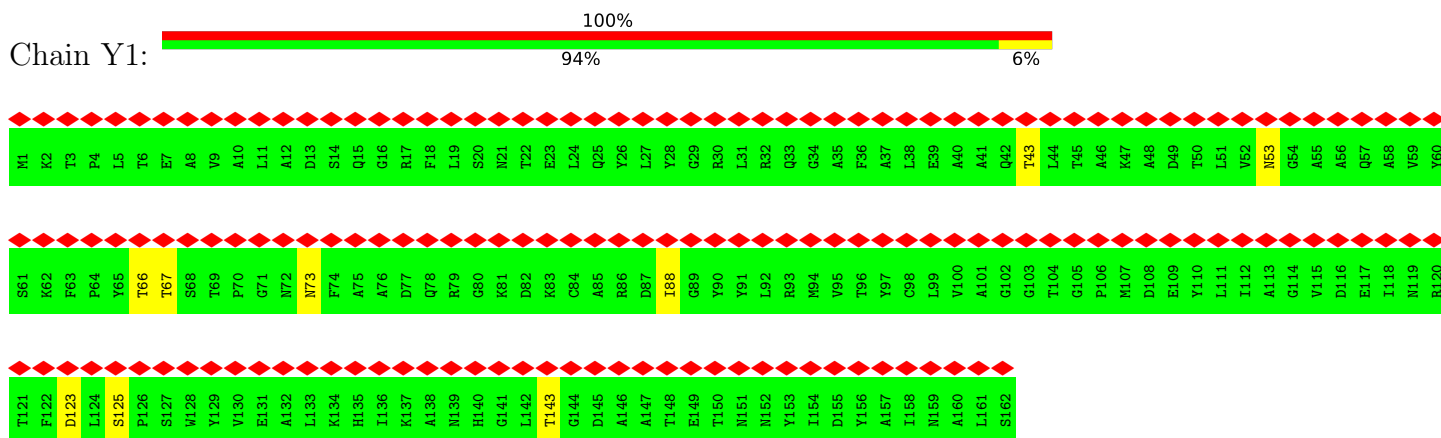
• Molecule 2: C-phycoerythrin subunit alpha



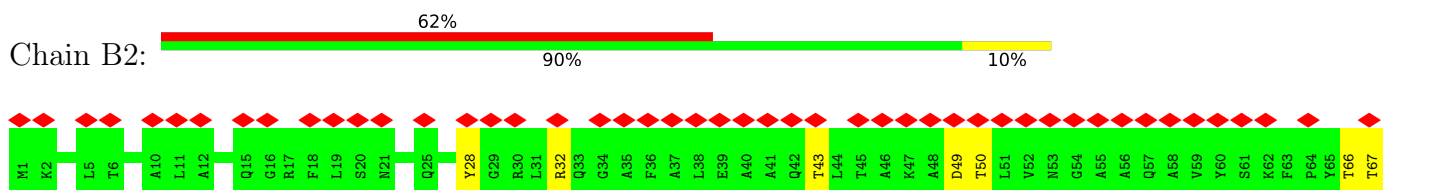
• Molecule 2: C-phycoerythrin subunit alpha

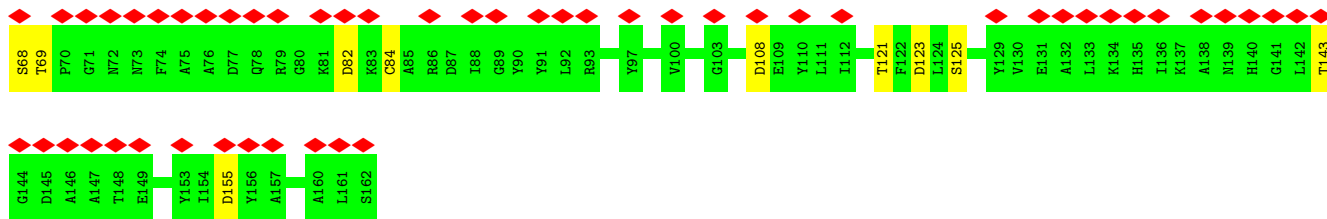


• Molecule 2: C-phycoerythrin subunit alpha

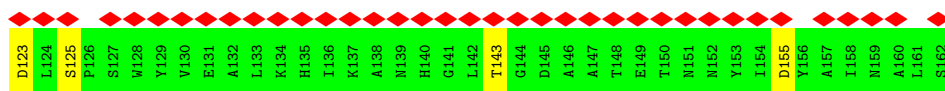
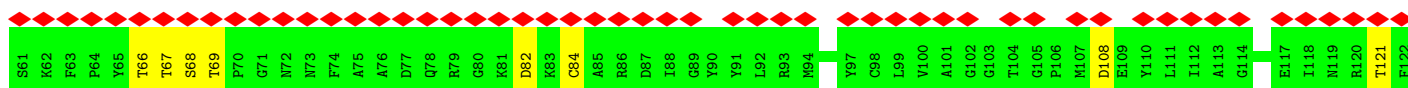
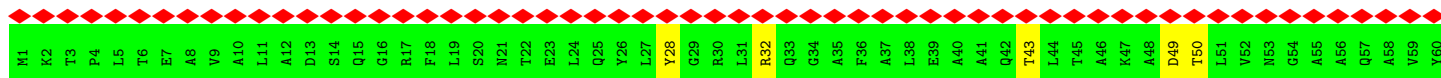
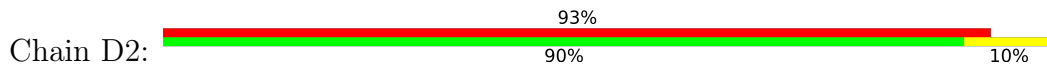


• Molecule 2: C-phycoerythrin subunit alpha

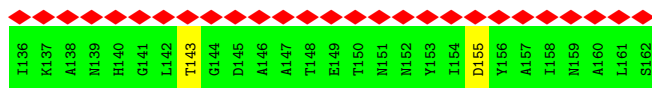
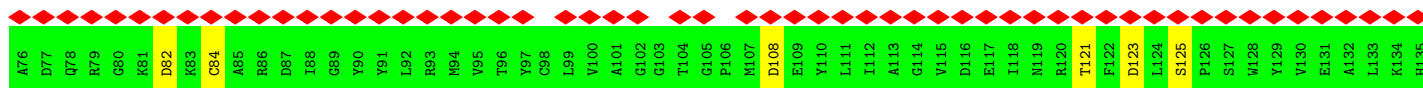

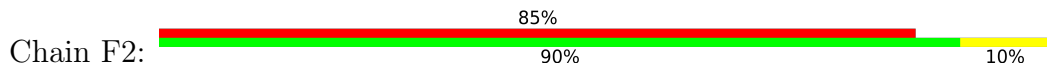




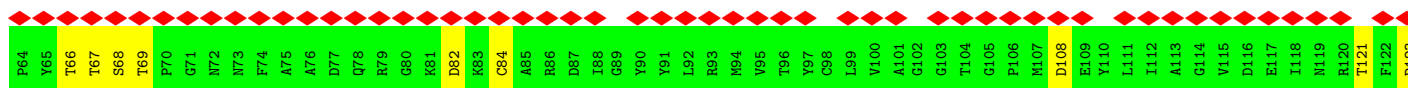
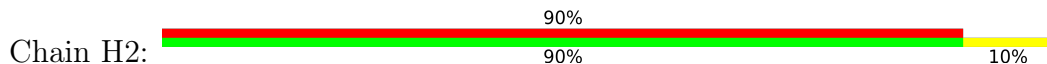
• Molecule 2: C-phycoerythrin subunit alpha



• Molecule 2: C-phycoerythrin subunit alpha

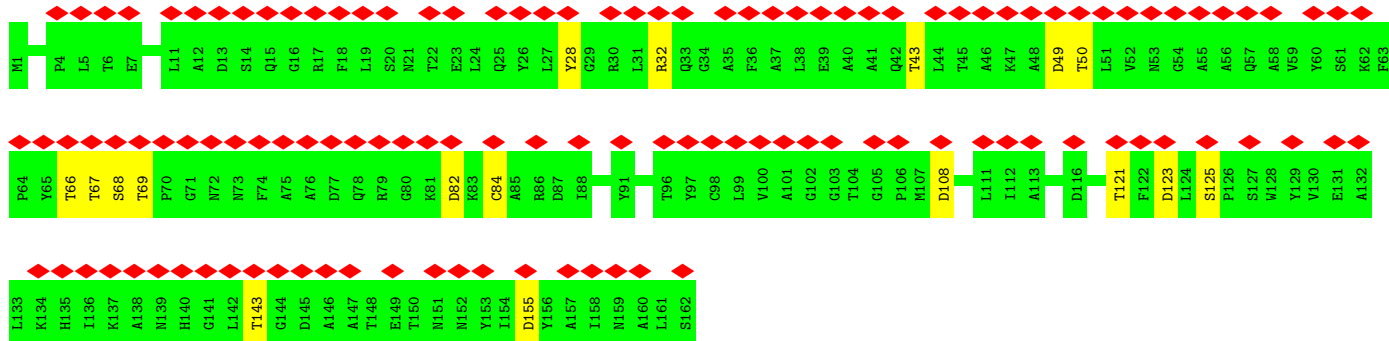
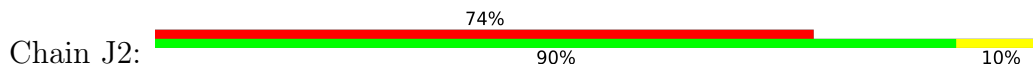


• Molecule 2: C-phycoerythrin subunit alpha


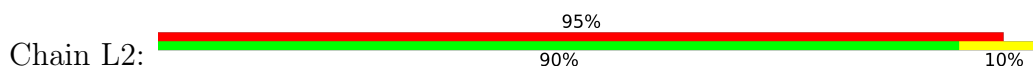




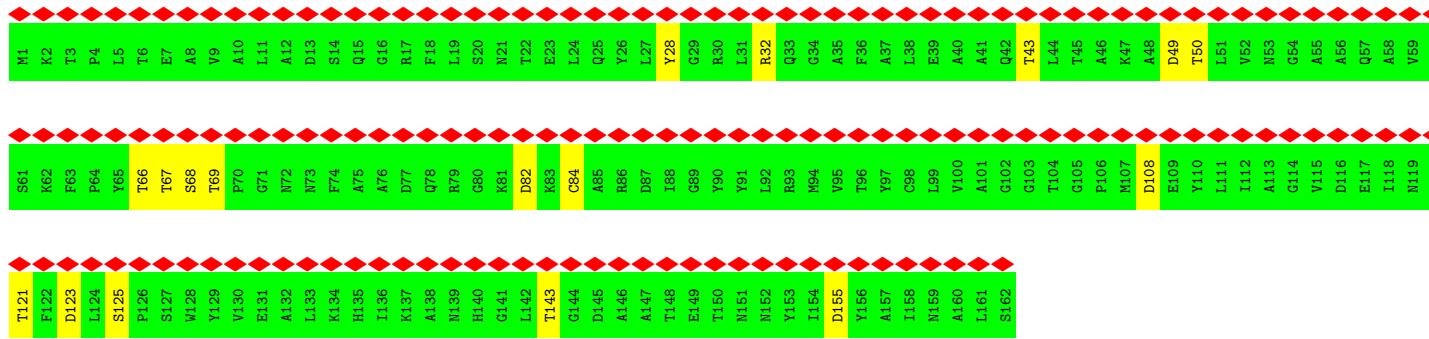
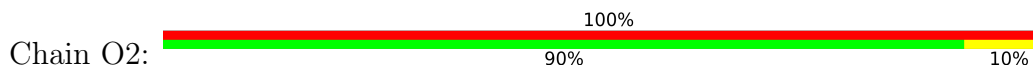
• Molecule 2: C-phycoerythrin subunit alpha



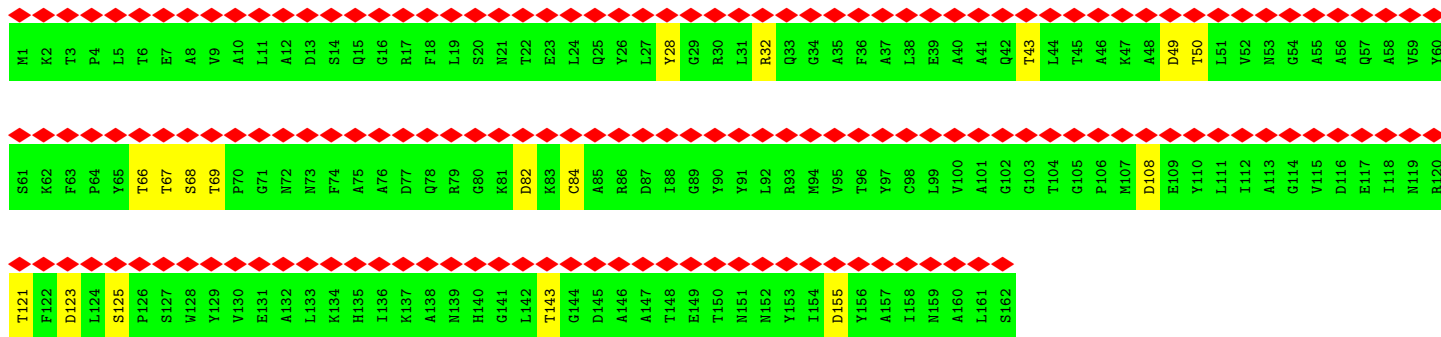
• Molecule 2: C-phycoerythrin subunit alpha




• Molecule 2: C-phycoerythrin subunit alpha



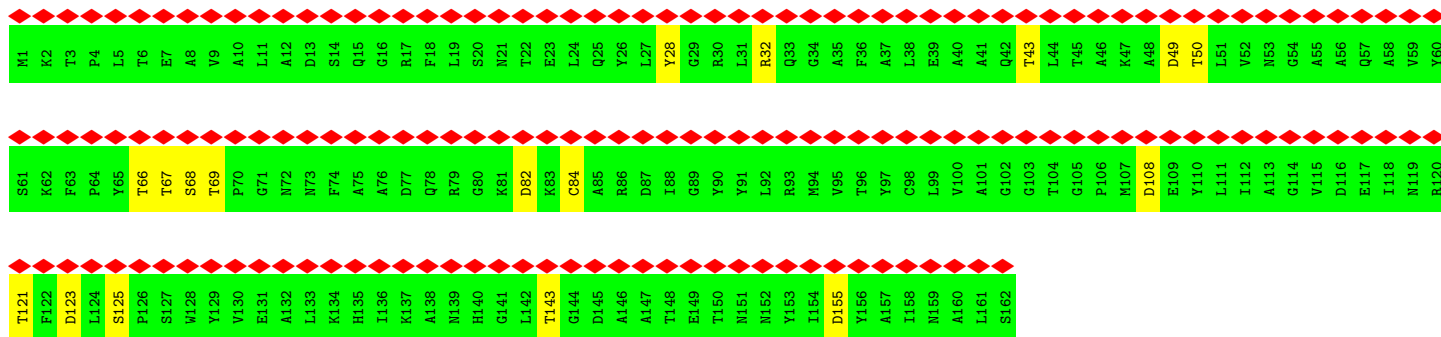
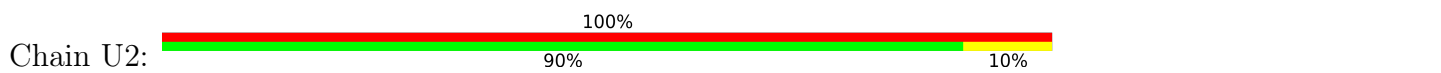
• Molecule 2: C-phycoerythrin subunit alpha



• Molecule 2: C-phycoeyanin subunit alpha

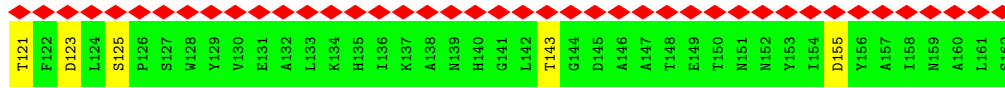
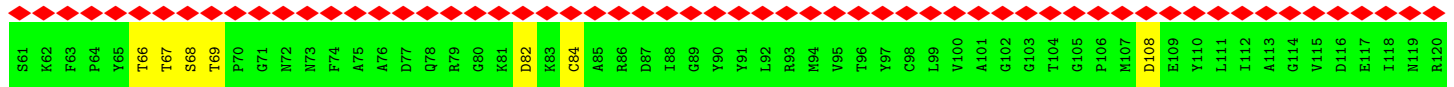


• Molecule 2: C-phycoeyanin subunit alpha

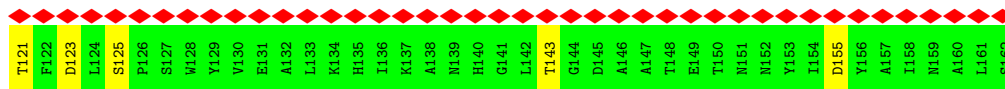
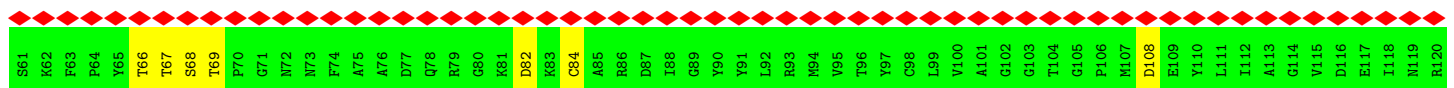
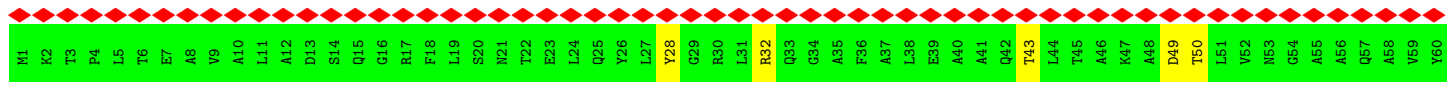


• Molecule 2: C-phycoeyanin subunit alpha

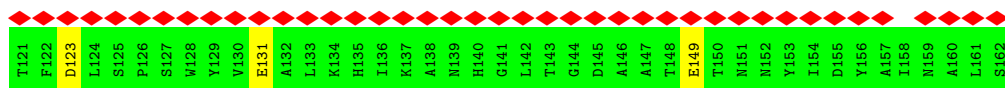
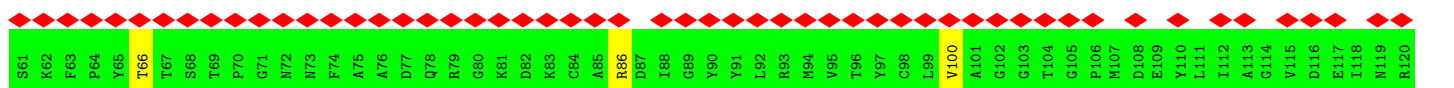
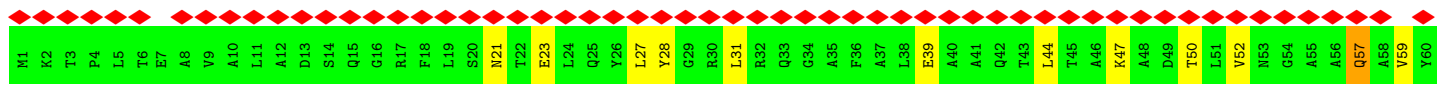
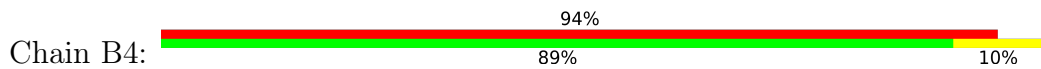




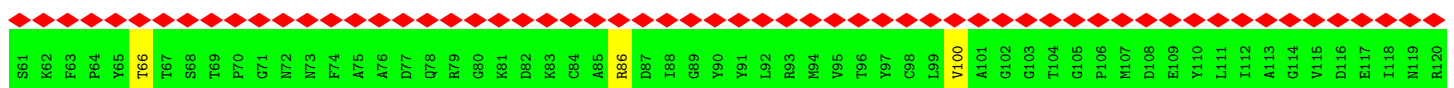
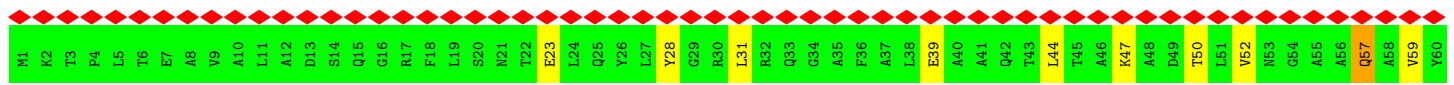
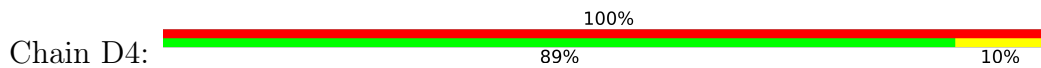
• Molecule 2: C-phycoerythrin subunit alpha



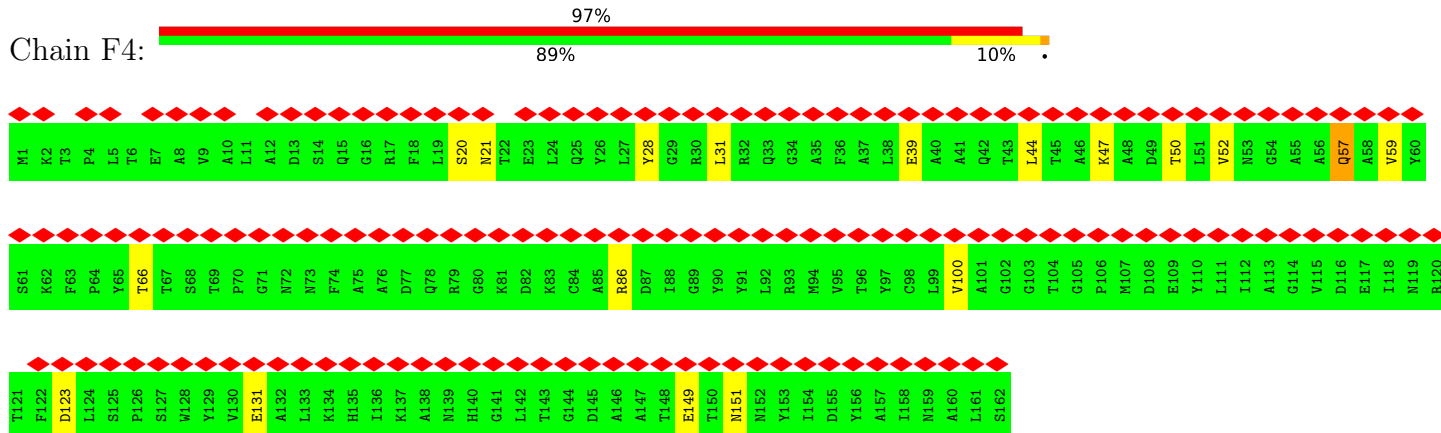
• Molecule 2: C-phycoerythrin subunit alpha



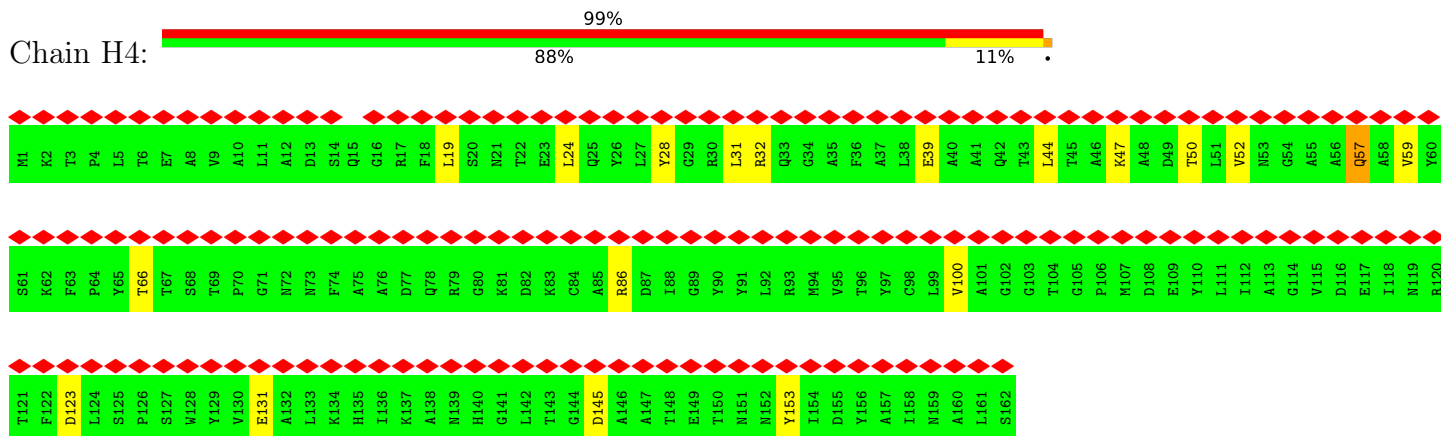
• Molecule 2: C-phycoerythrin subunit alpha



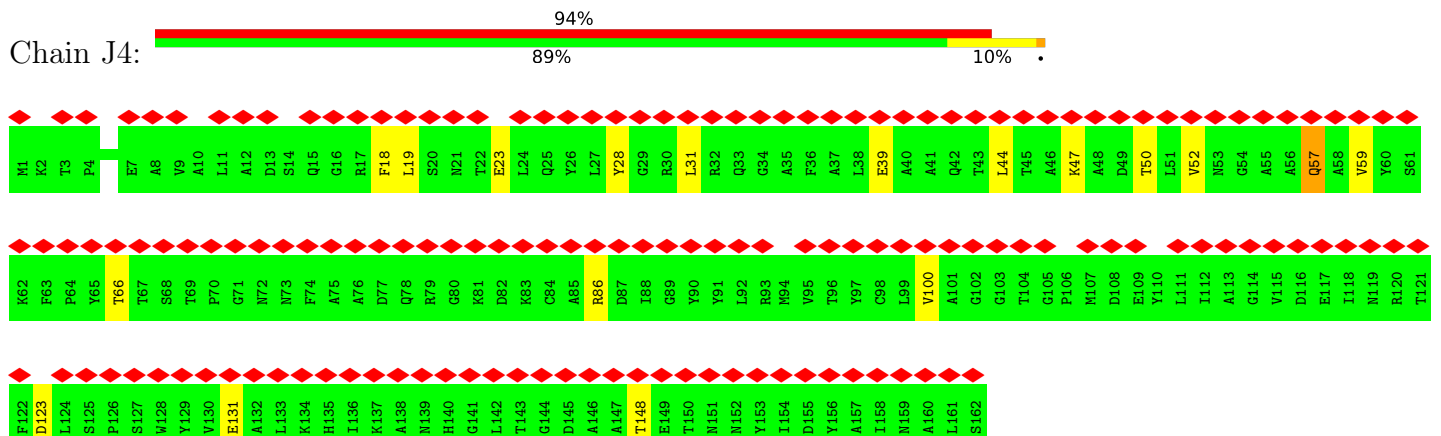
• Molecule 2: C-phycoerythrin subunit alpha



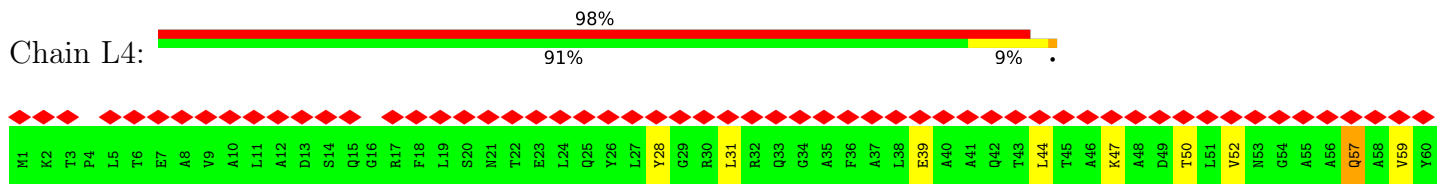
• Molecule 2: C-phycoerythrin subunit alpha



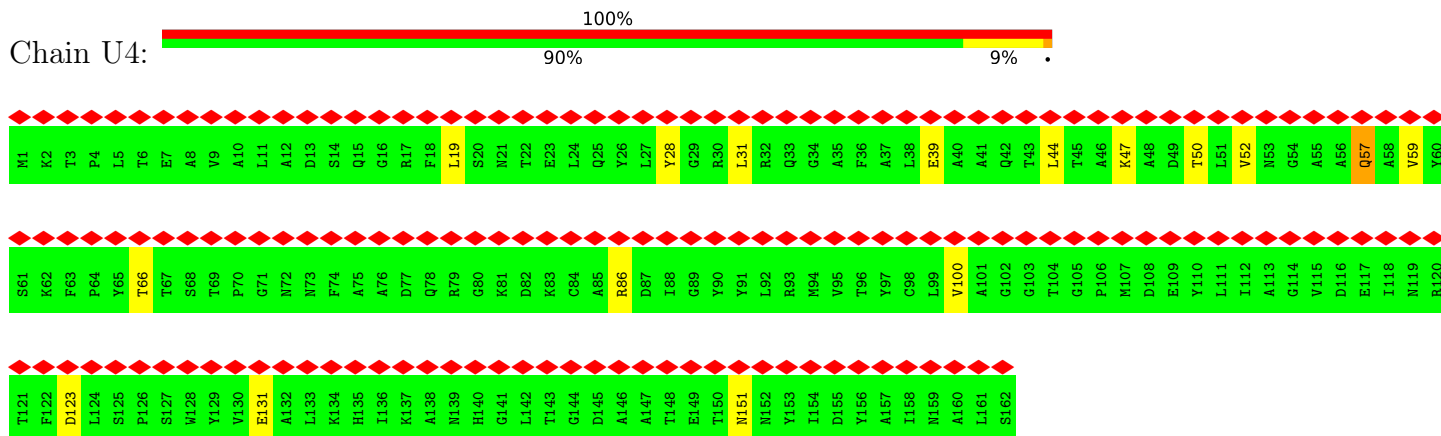
• Molecule 2: C-phycoerythrin subunit alpha



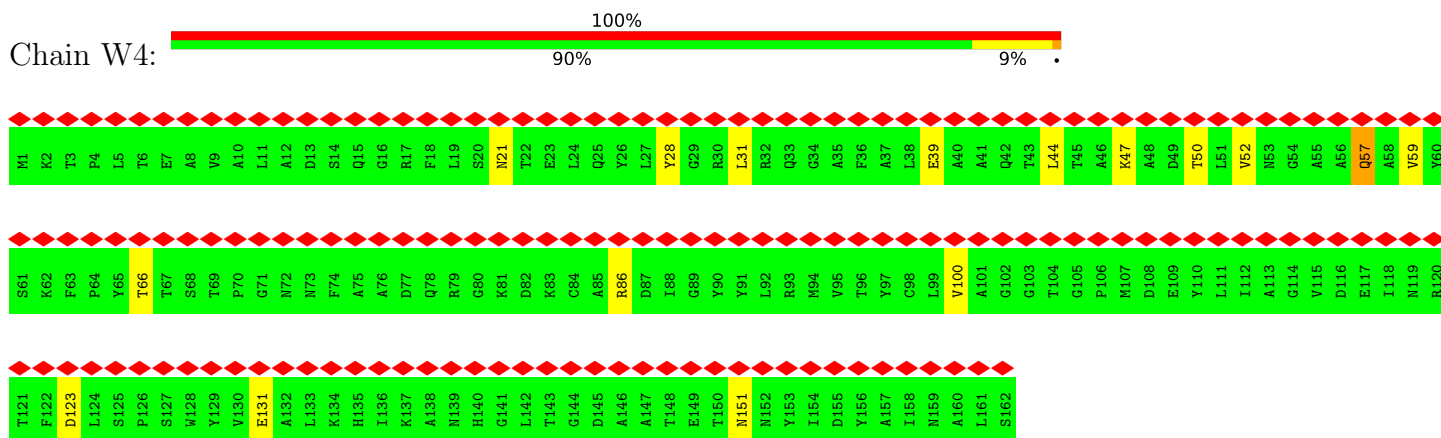
• Molecule 2: C-phycoerythrin subunit alpha



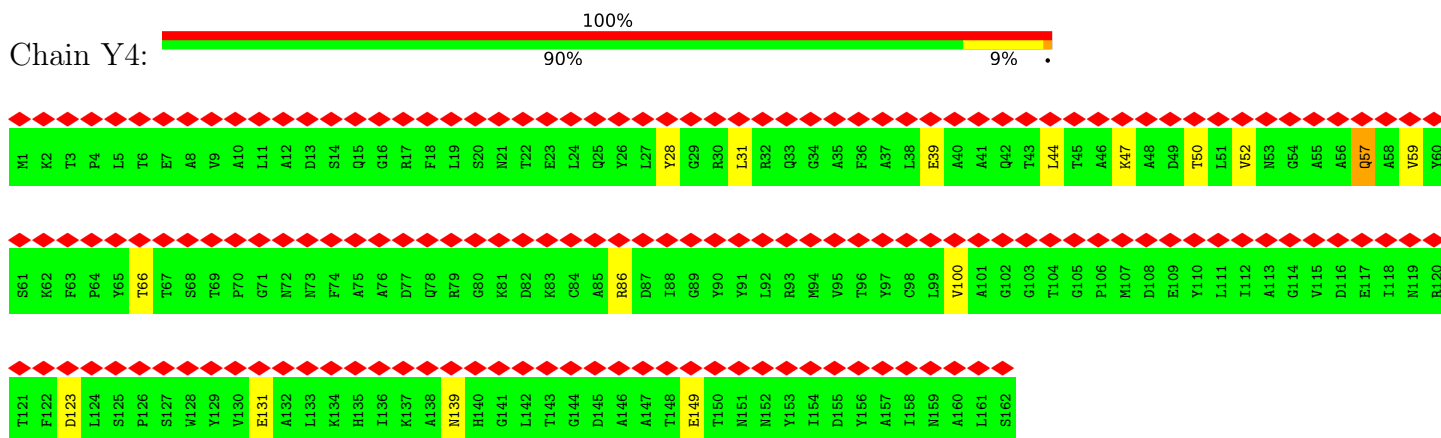
• Molecule 2: C-phycoerythrin subunit alpha



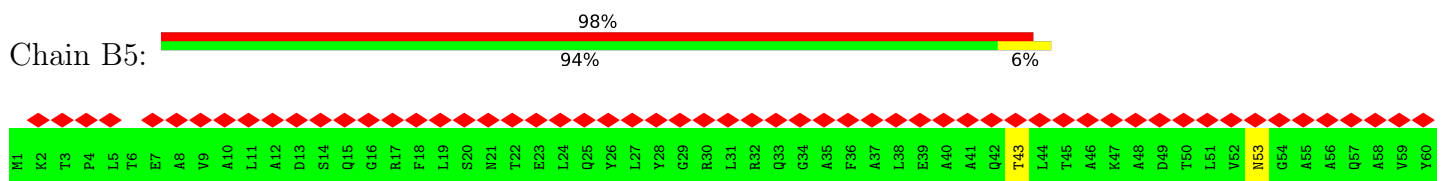
• Molecule 2: C-phycoerythrin subunit alpha

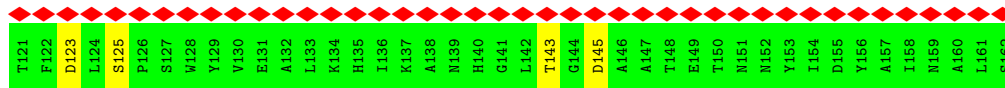
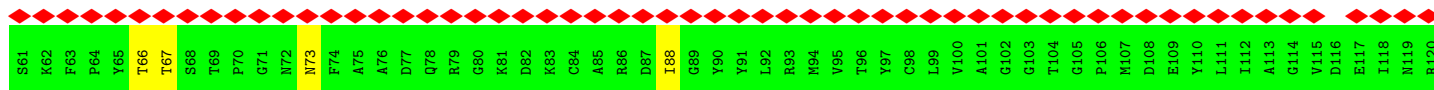


• Molecule 2: C-phycoerythrin subunit alpha

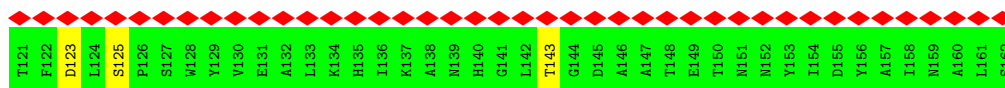
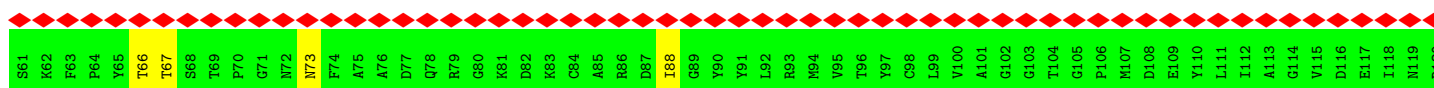
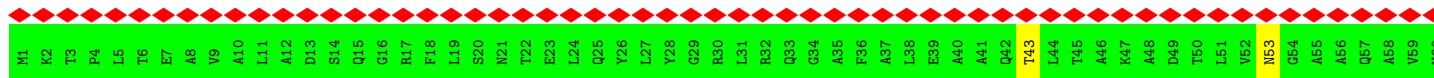


• Molecule 2: C-phycoerythrin subunit alpha

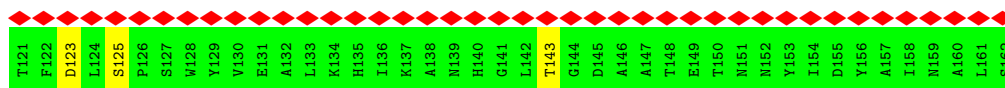
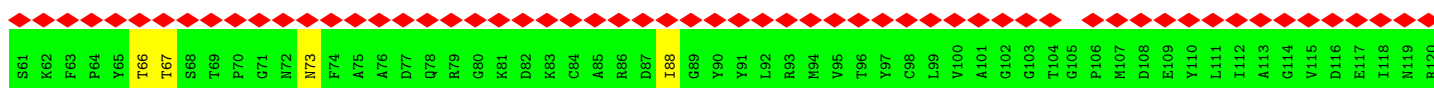
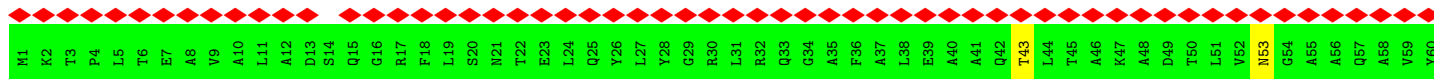




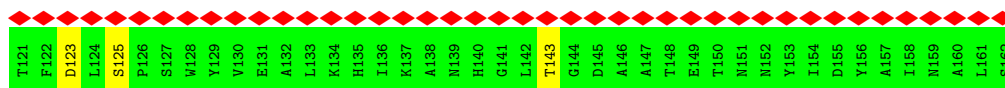
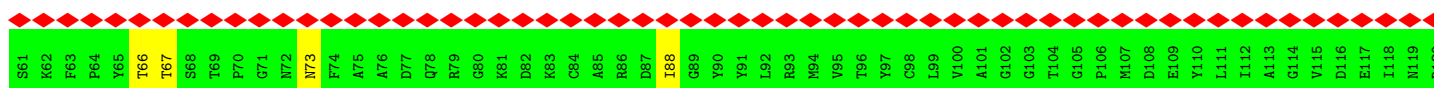
• Molecule 2: C-phycoerythrin subunit alpha



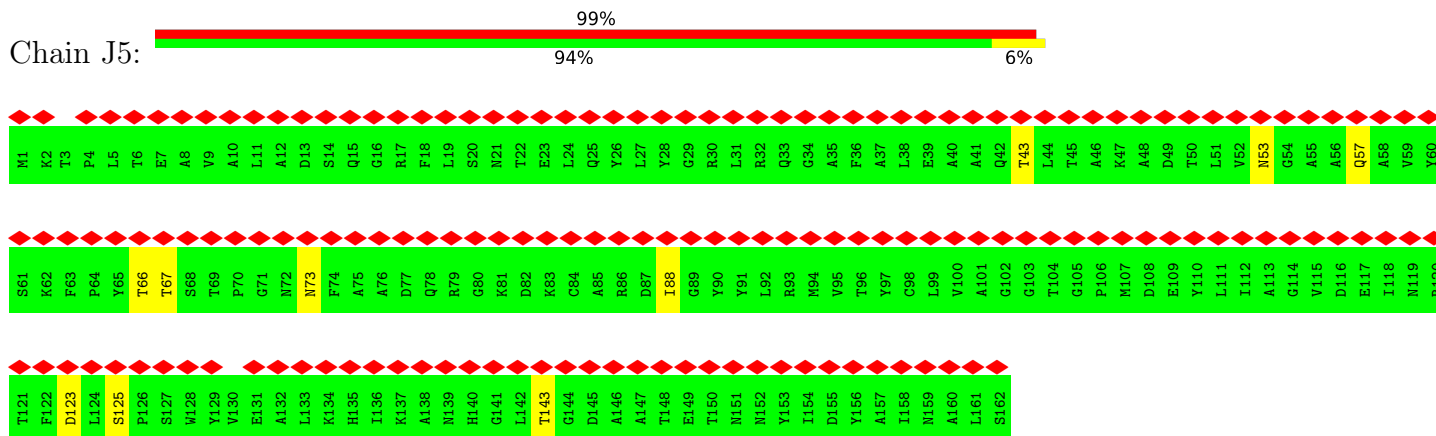
• Molecule 2: C-phycoerythrin subunit alpha



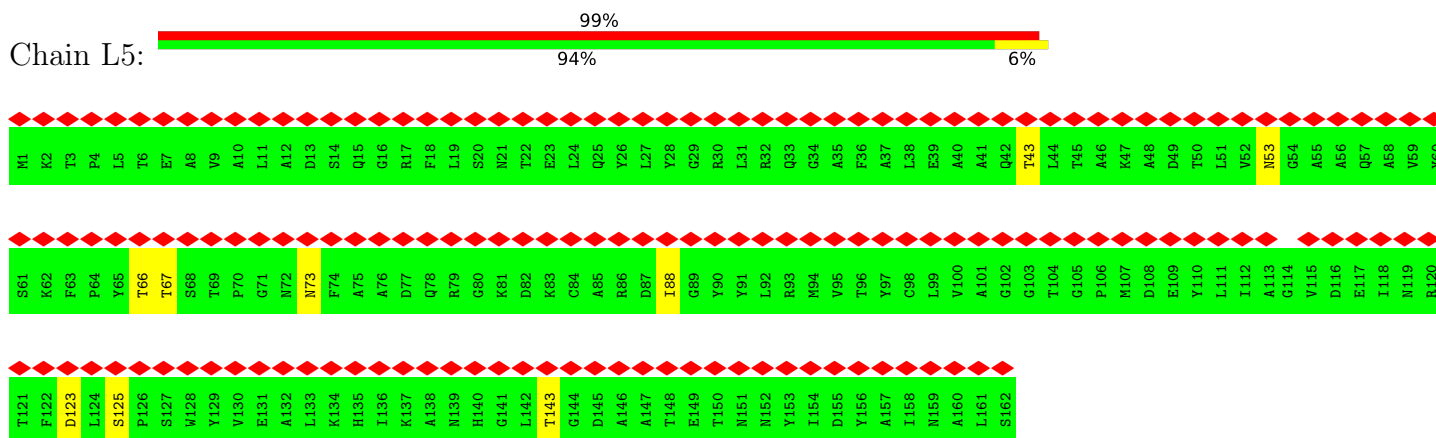
• Molecule 2: C-phycoerythrin subunit alpha



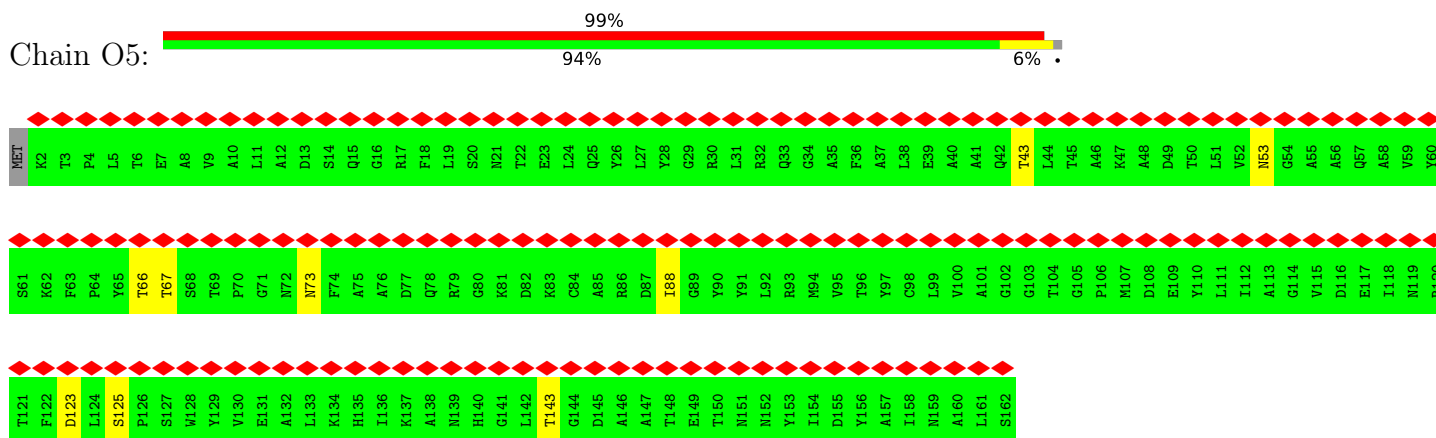
• Molecule 2: C-phycoerythrin subunit alpha



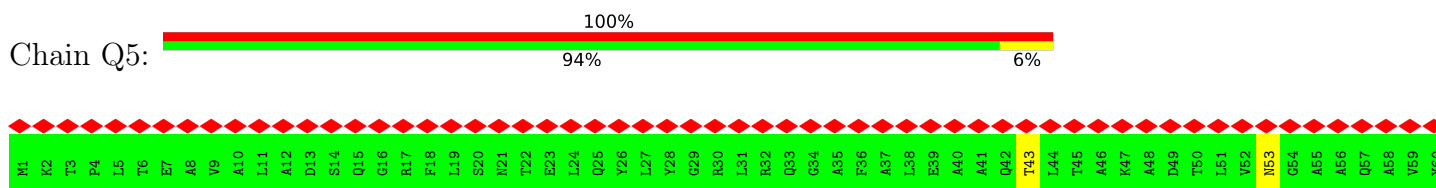
• Molecule 2: C-phycoerythrin subunit alpha

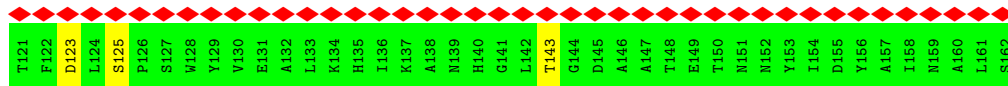
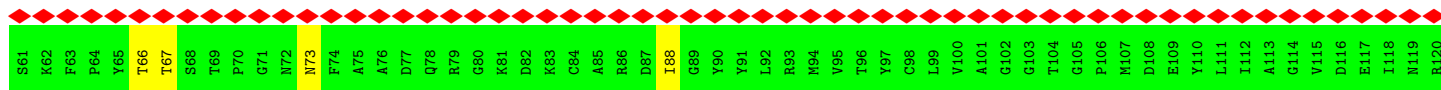


• Molecule 2: C-phycoerythrin subunit alpha

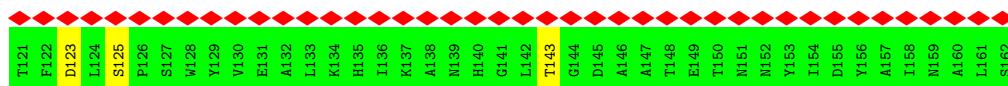
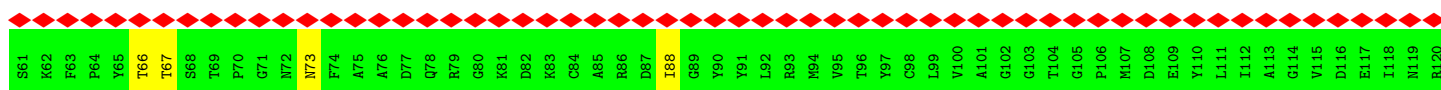


• Molecule 2: C-phycoerythrin subunit alpha

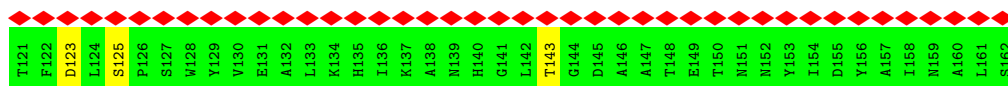




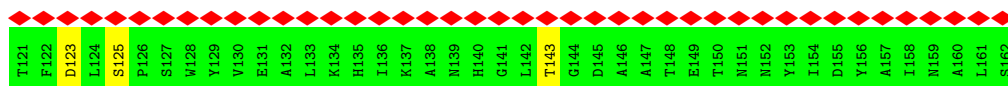
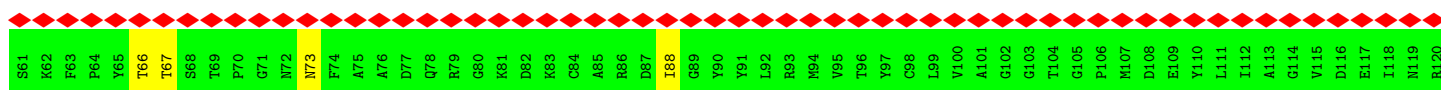
• Molecule 2: C-phycoerythrin subunit alpha



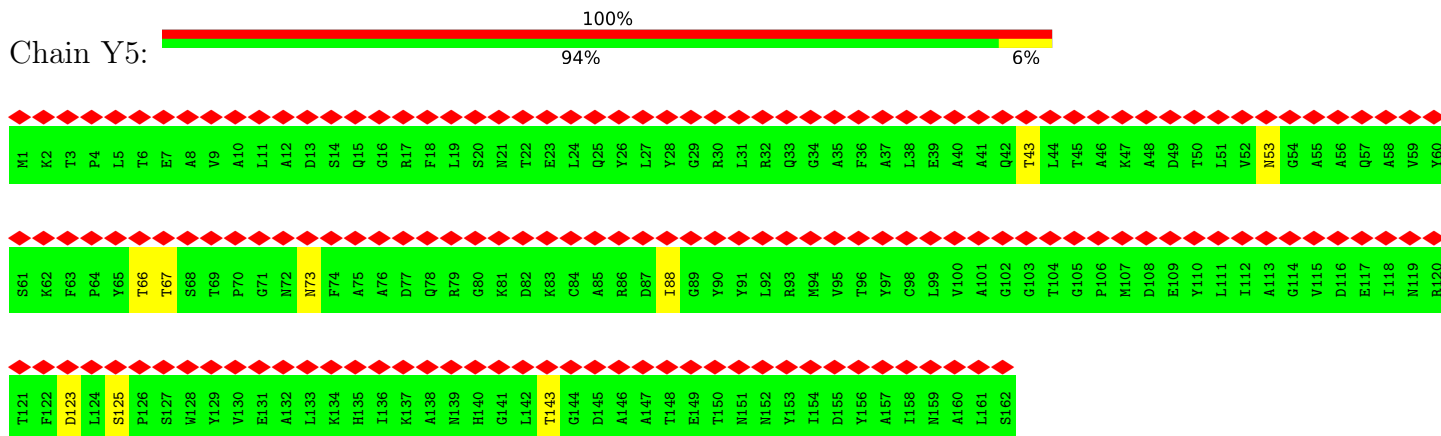
• Molecule 2: C-phycoerythrin subunit alpha



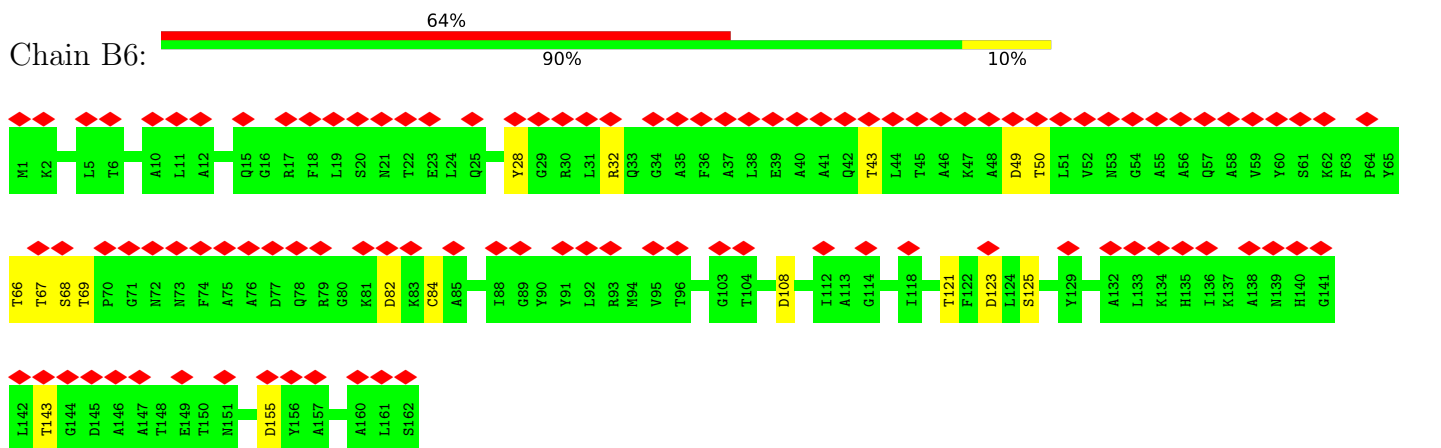
• Molecule 2: C-phycoerythrin subunit alpha



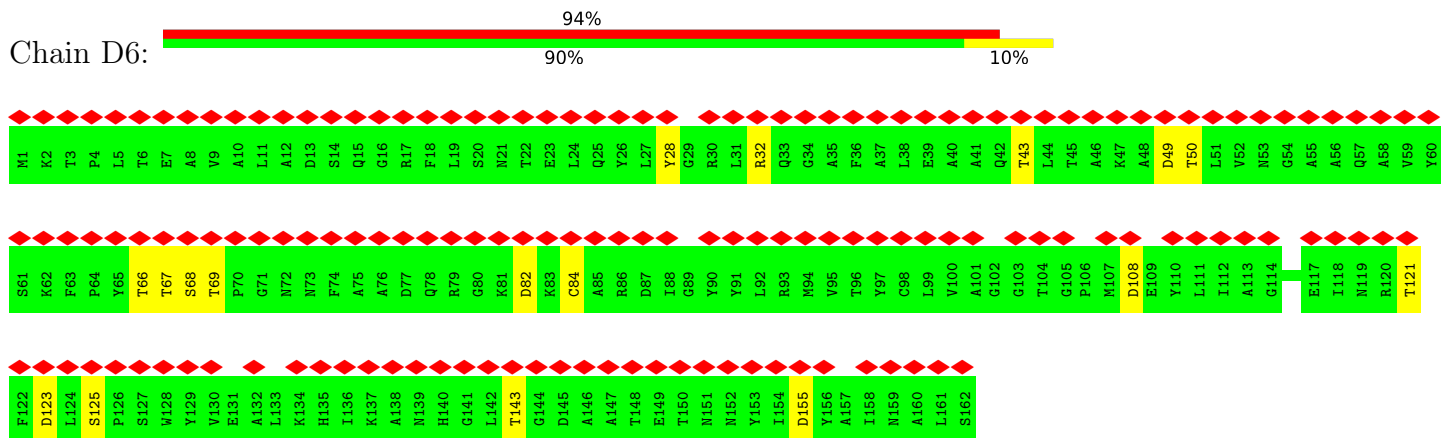
- Molecule 2: C-phycoerythrin subunit alpha



- Molecule 2: C-phycoerythrin subunit alpha

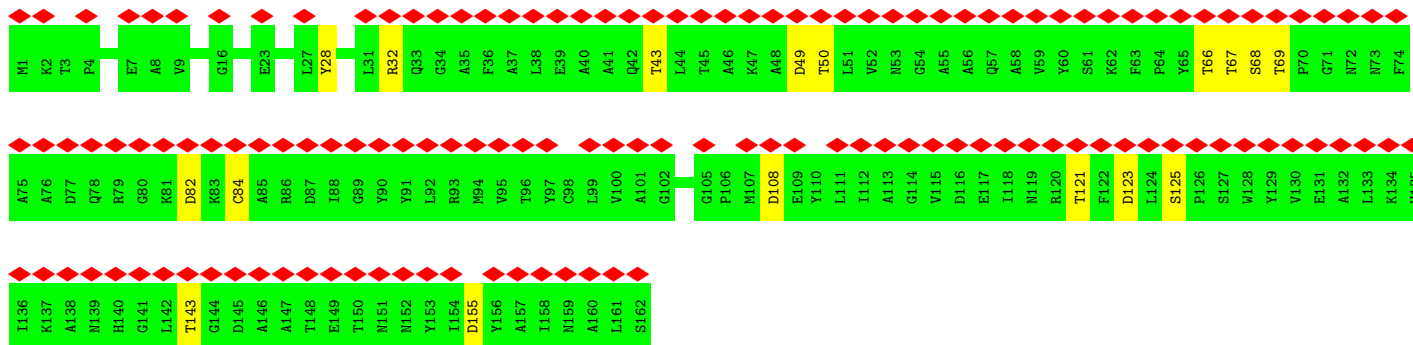


- Molecule 2: C-phycoerythrin subunit alpha

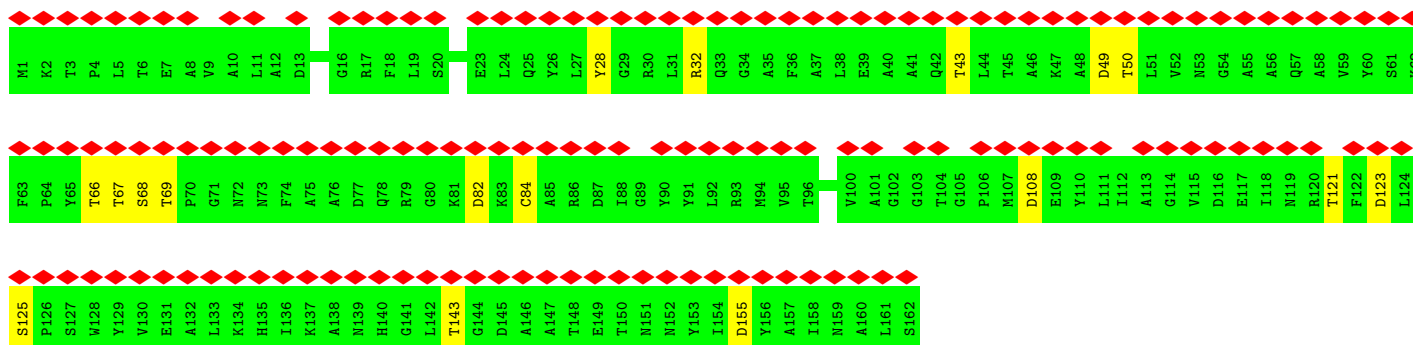
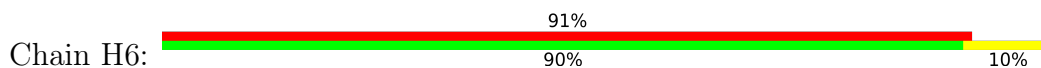


- Molecule 2: C-phycoerythrin subunit alpha

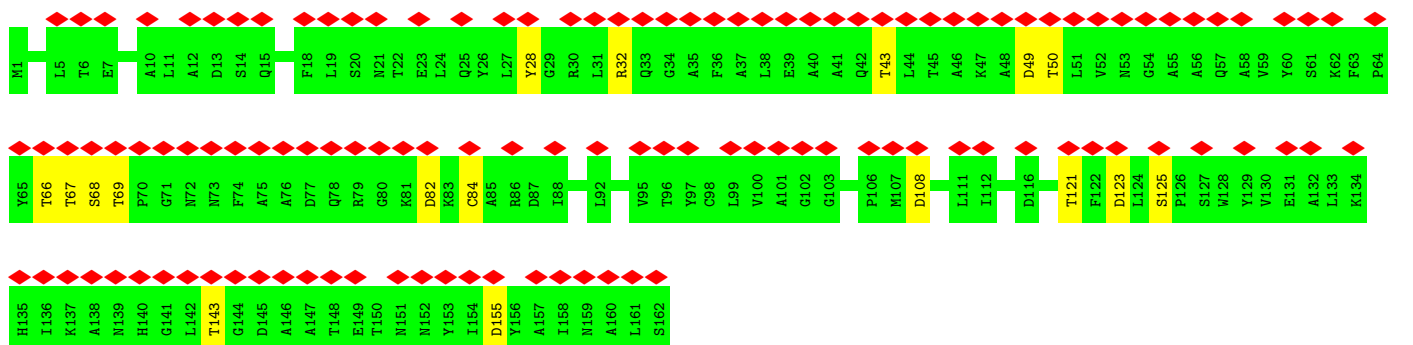
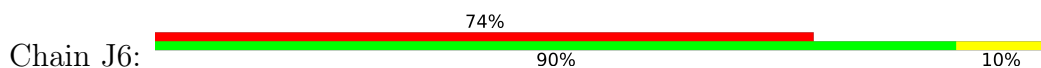




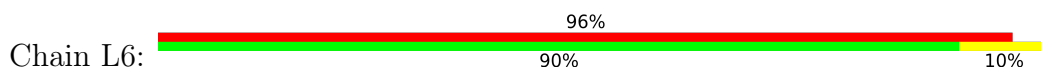
• Molecule 2: C-phycoerythrin subunit alpha

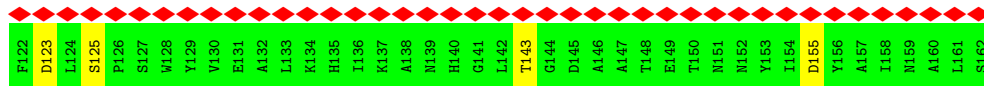
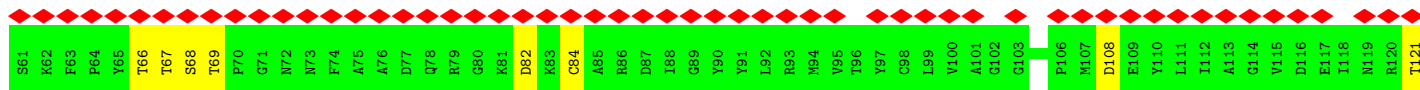


• Molecule 2: C-phycoerythrin subunit alpha

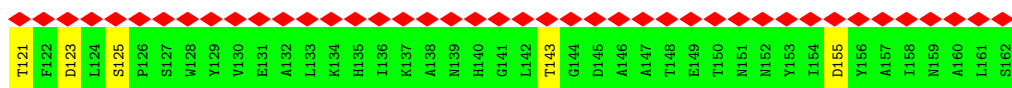
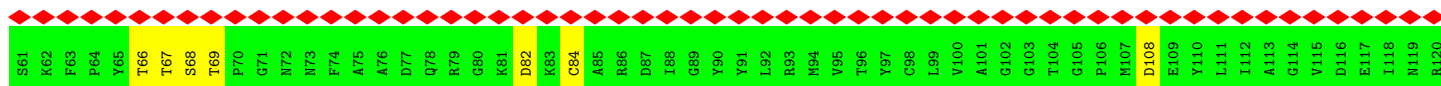
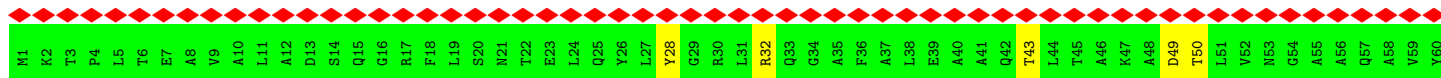
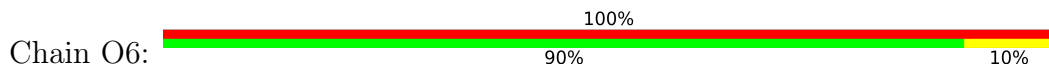


• Molecule 2: C-phycoerythrin subunit alpha

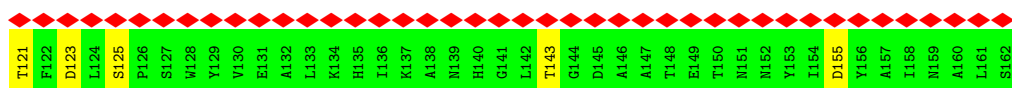
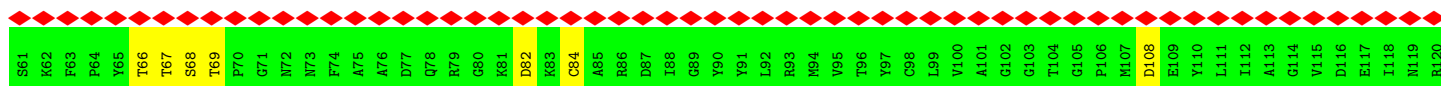
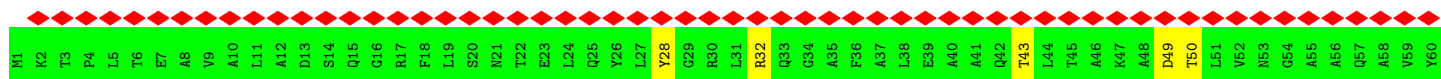
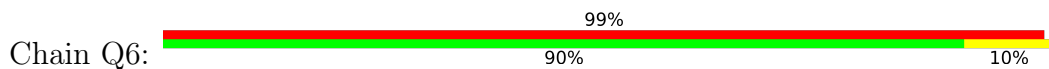




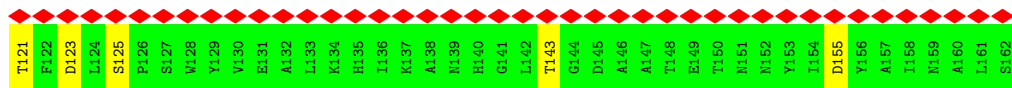
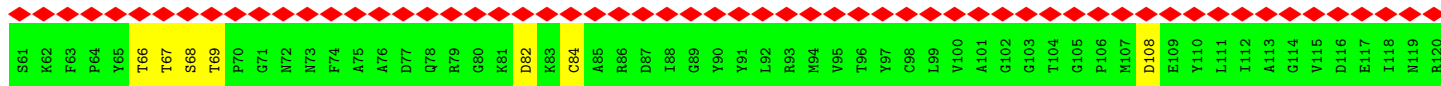
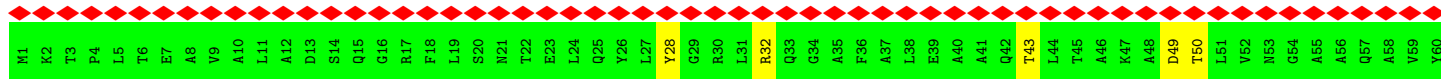
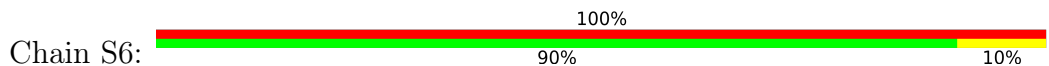
• Molecule 2: C-phycoerythrin subunit alpha



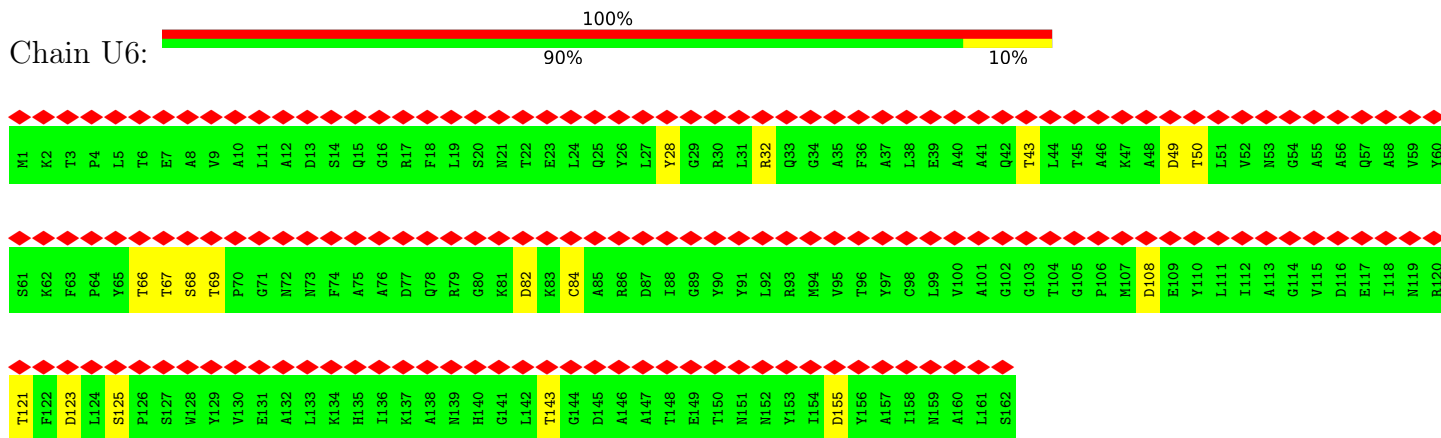
• Molecule 2: C-phycoerythrin subunit alpha



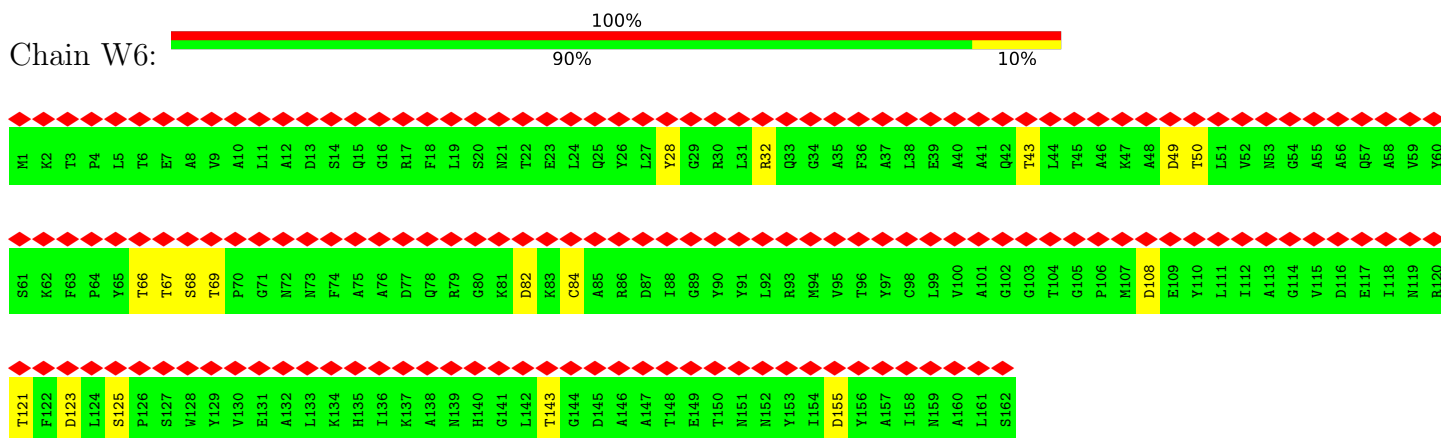
• Molecule 2: C-phycoerythrin subunit alpha



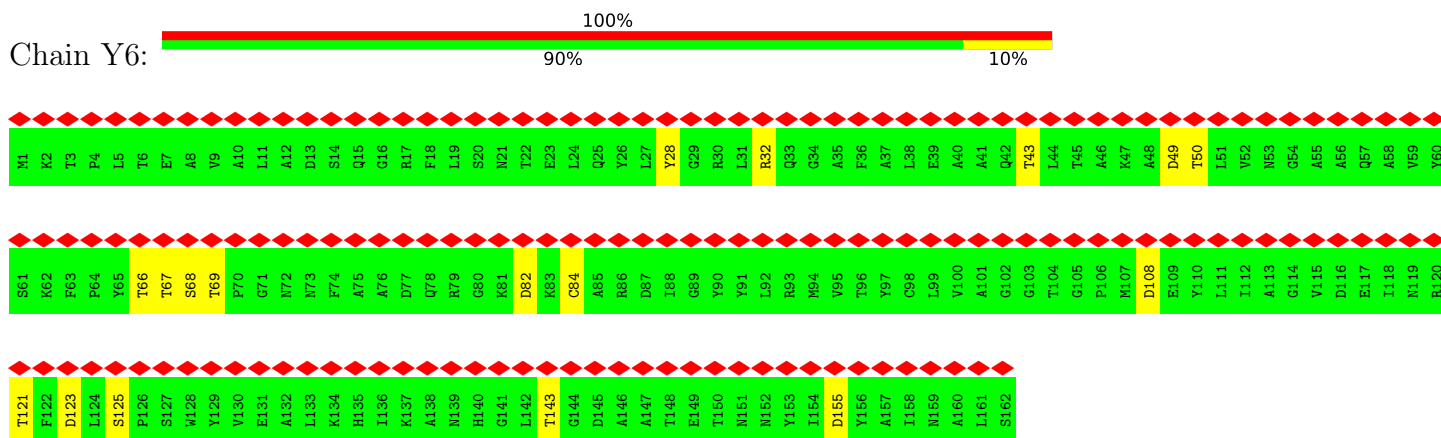
• Molecule 2: C-phycoerythrin subunit alpha



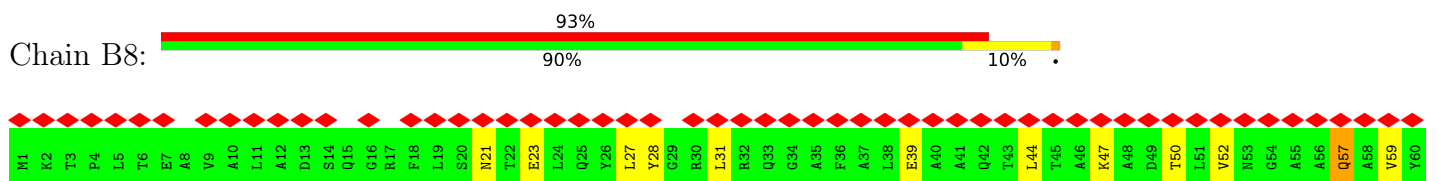
• Molecule 2: C-phycoerythrin subunit alpha

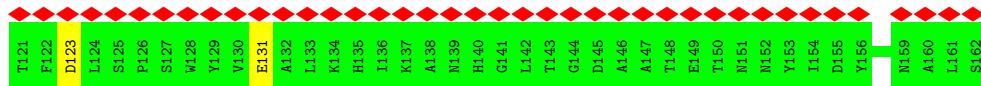
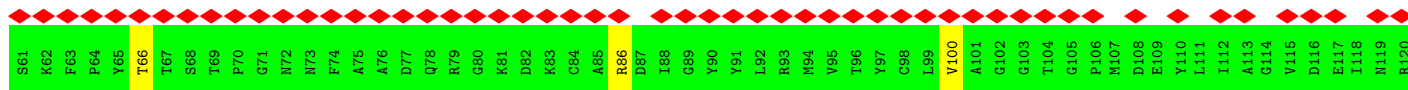


• Molecule 2: C-phycoerythrin subunit alpha

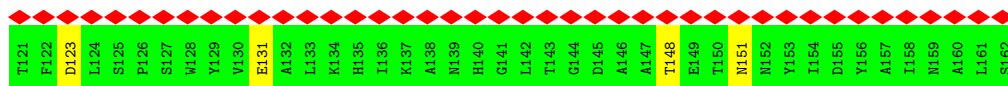
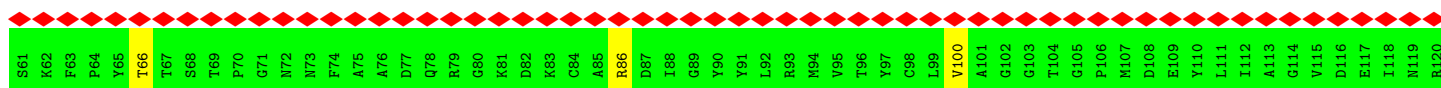
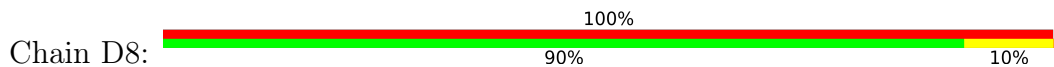


• Molecule 2: C-phycoerythrin subunit alpha

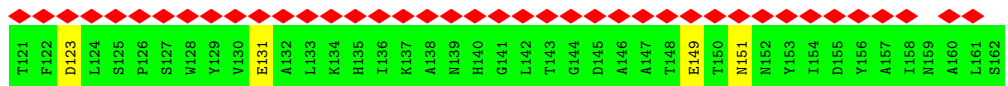
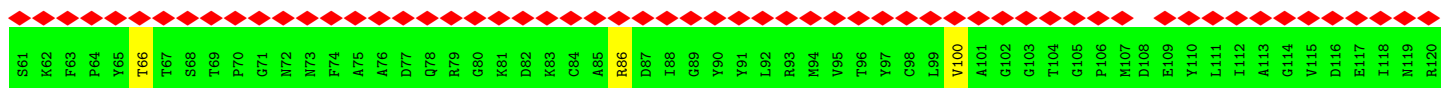
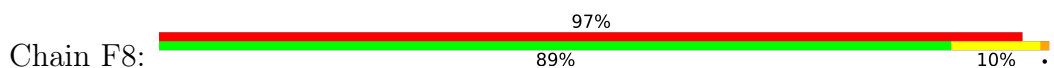




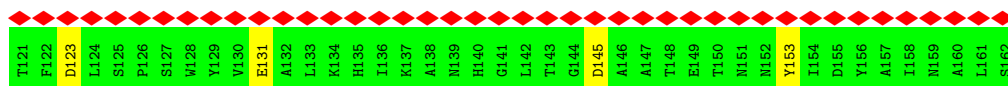
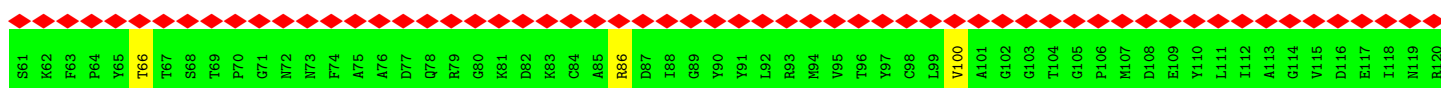
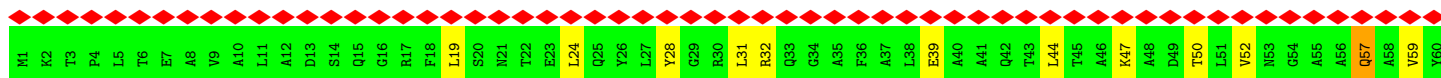
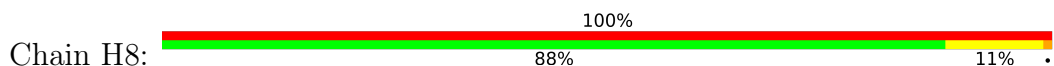
• Molecule 2: C-phycoyanin subunit alpha



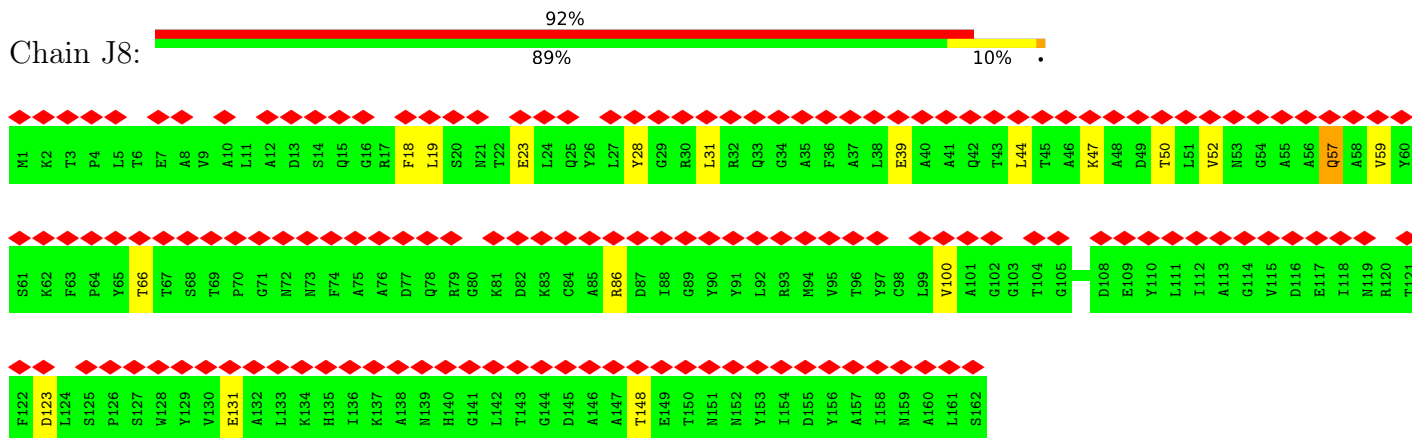
• Molecule 2: C-phycoyanin subunit alpha



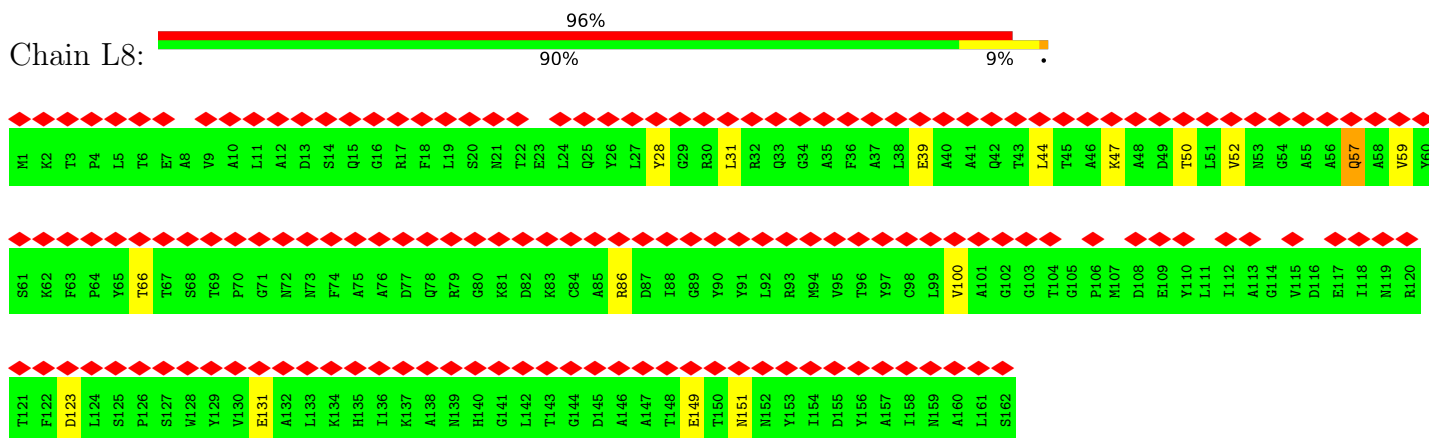
• Molecule 2: C-phycoyanin subunit alpha



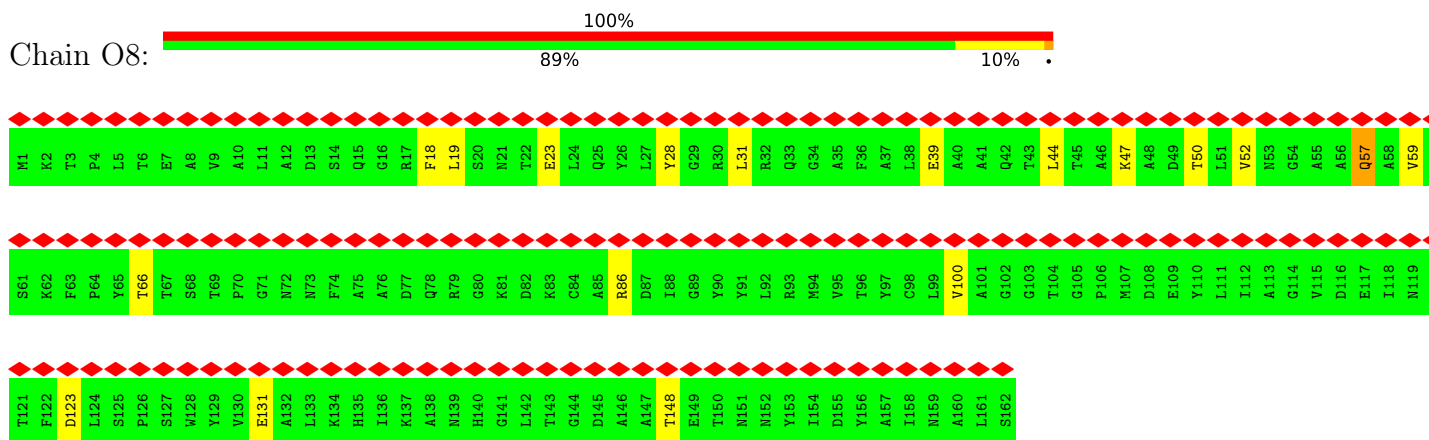
- Molecule 2: C-phycoerythrin subunit alpha



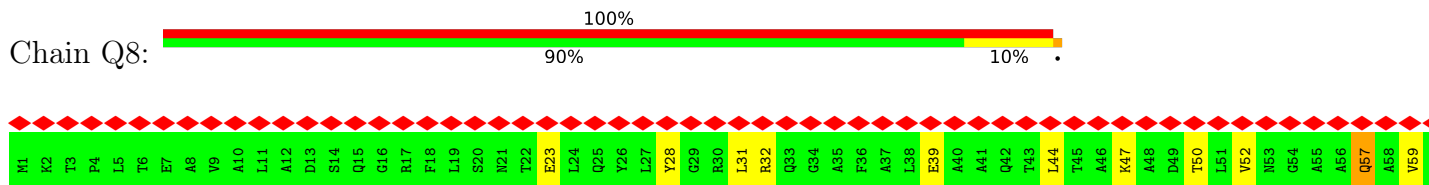
- Molecule 2: C-phycoerythrin subunit alpha

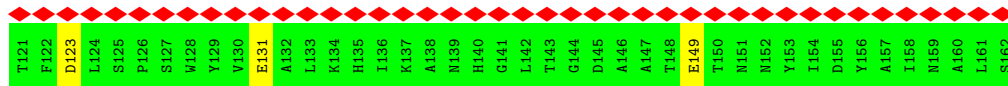
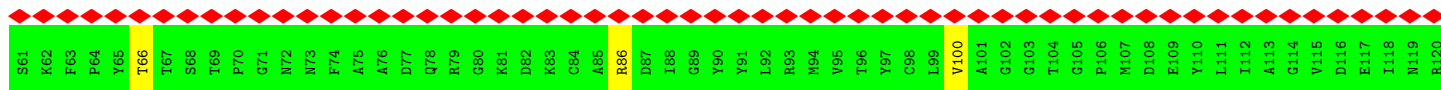


- Molecule 2: C-phycoerythrin subunit alpha

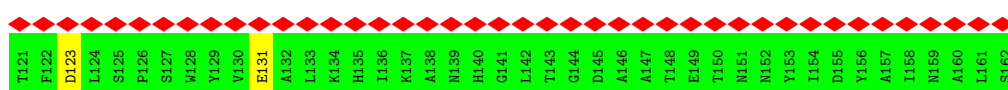
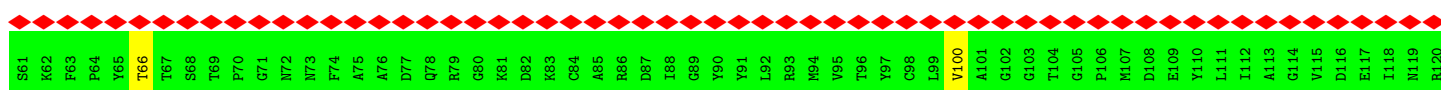
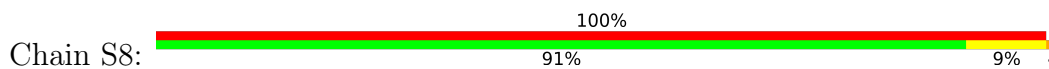


- Molecule 2: C-phycoerythrin subunit alpha

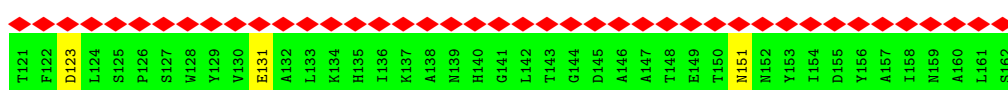
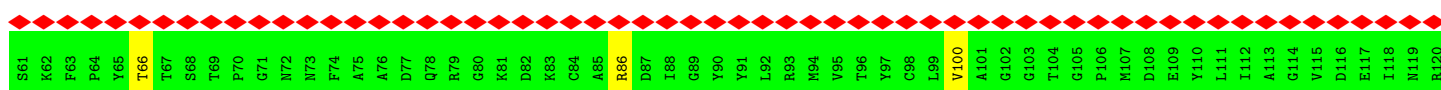
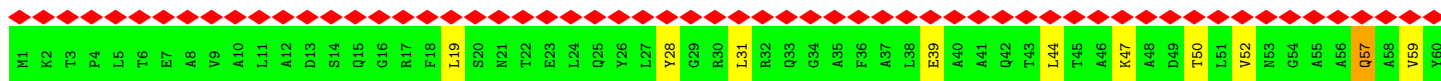
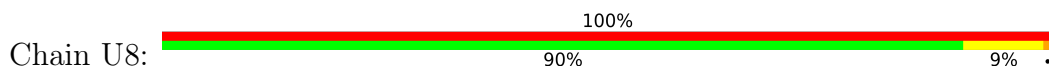




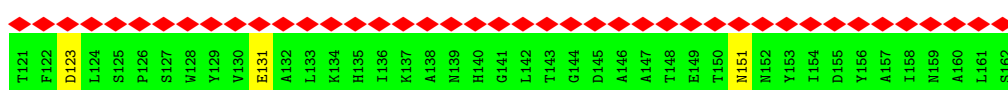
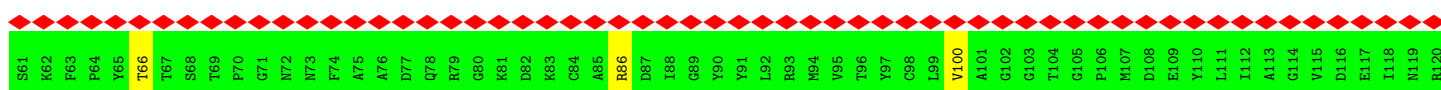
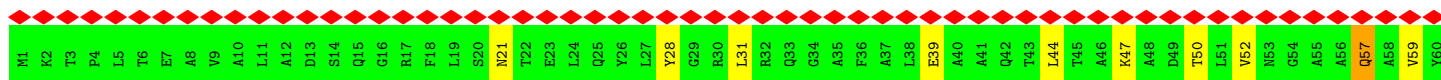
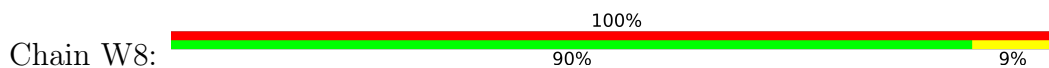
• Molecule 2: C-phycoerythrin subunit alpha



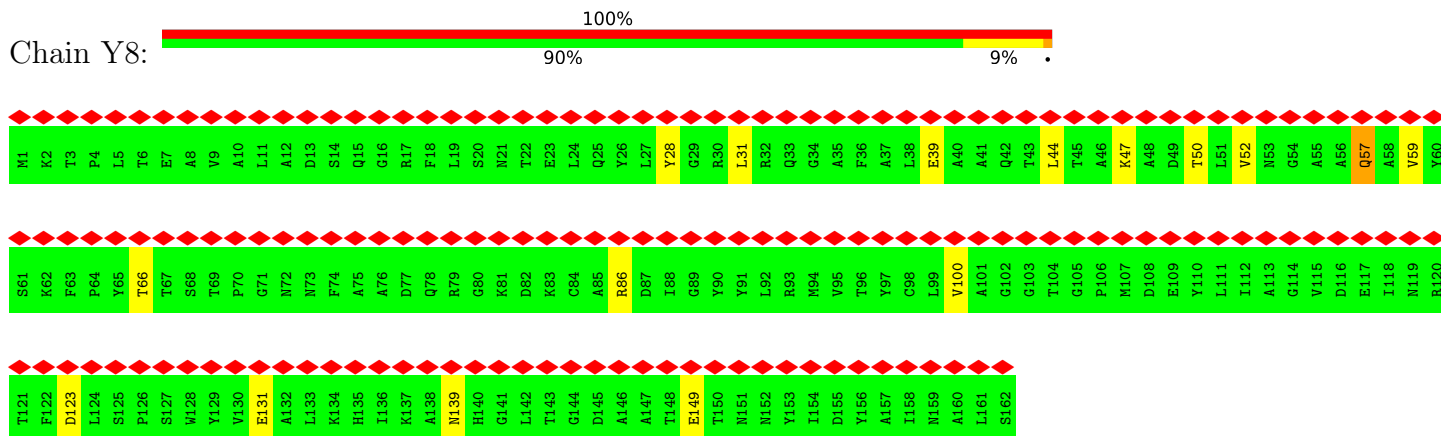
• Molecule 2: C-phycoerythrin subunit alpha



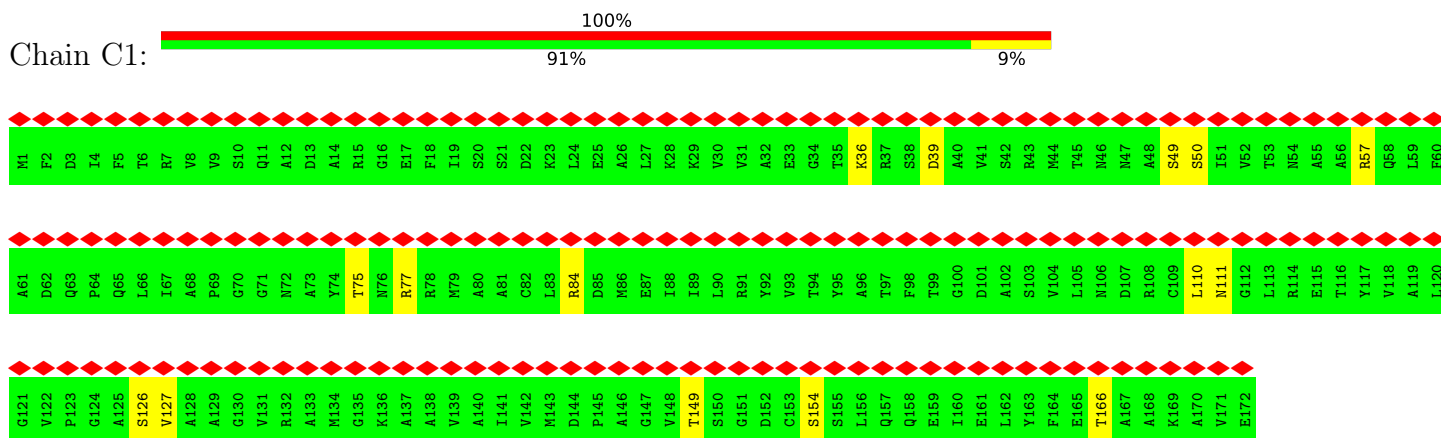
• Molecule 2: C-phycoerythrin subunit alpha



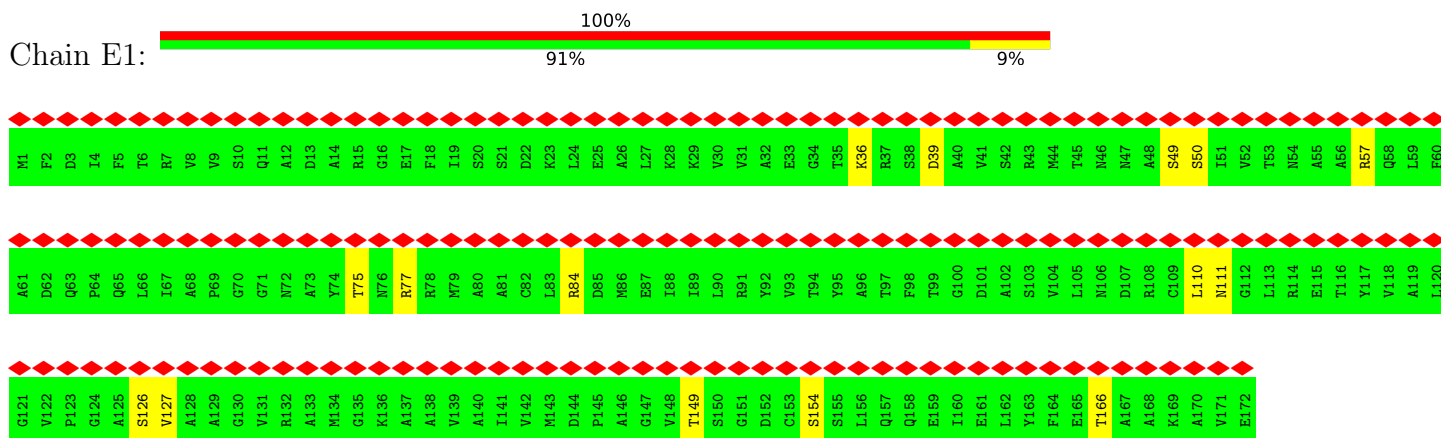
- Molecule 2: C-phycoerythrin subunit alpha



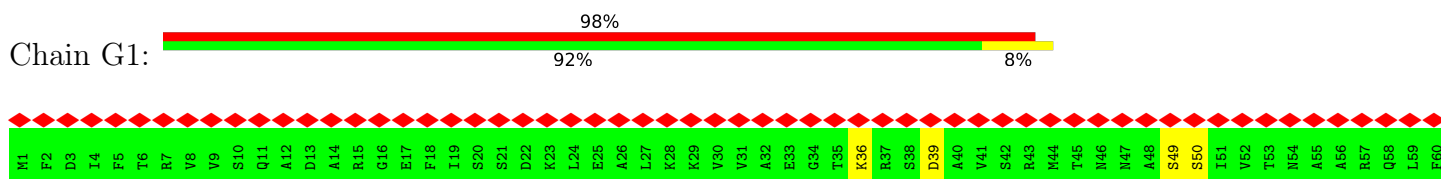
- Molecule 3: C-phycoerythrin subunit beta

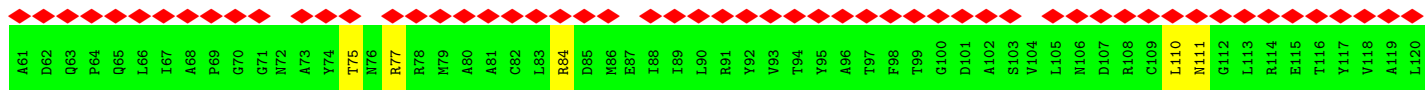


- Molecule 3: C-phycoerythrin subunit beta

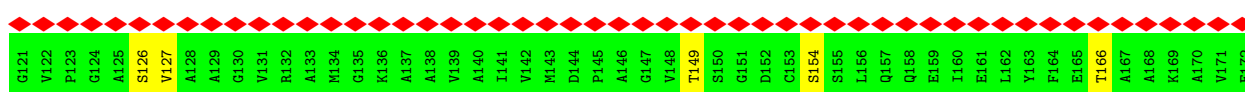
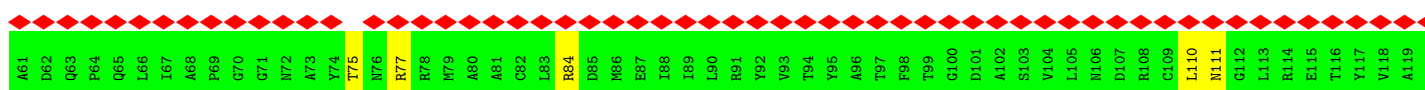
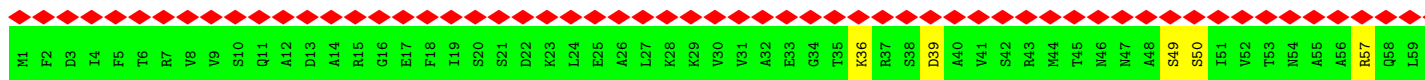
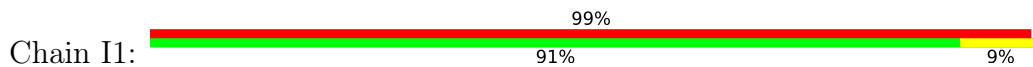


- Molecule 3: C-phycoerythrin subunit beta

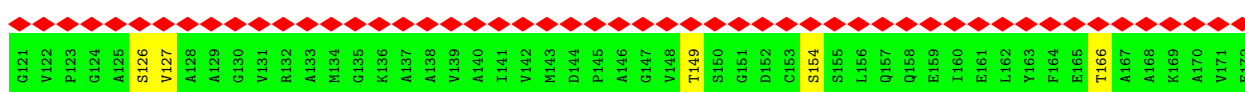
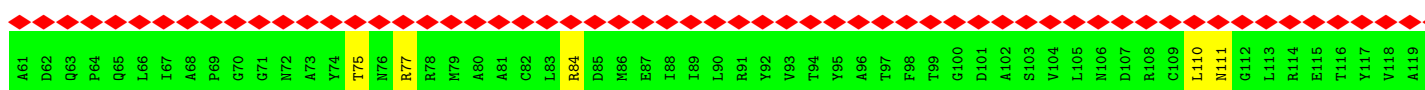
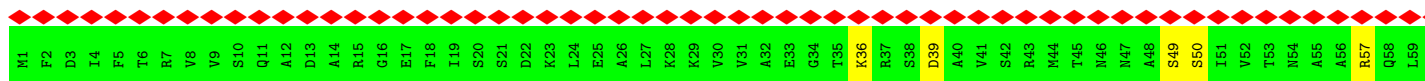
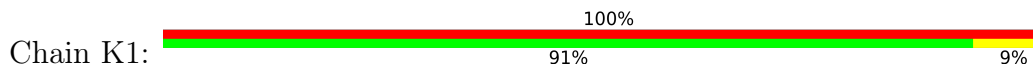




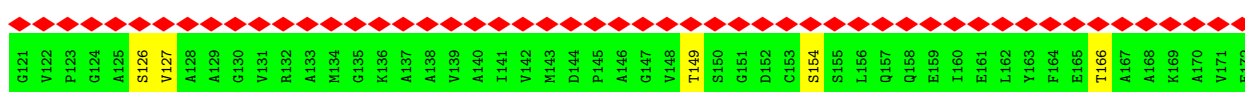
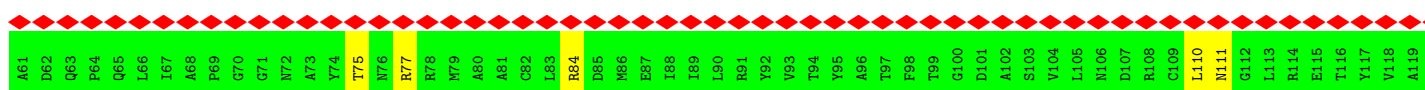
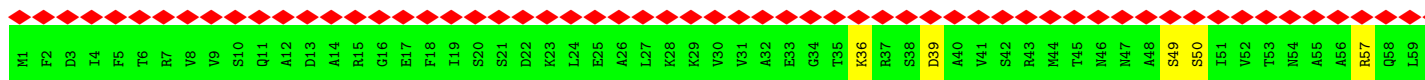
• Molecule 3: C-phycoerythrin subunit beta



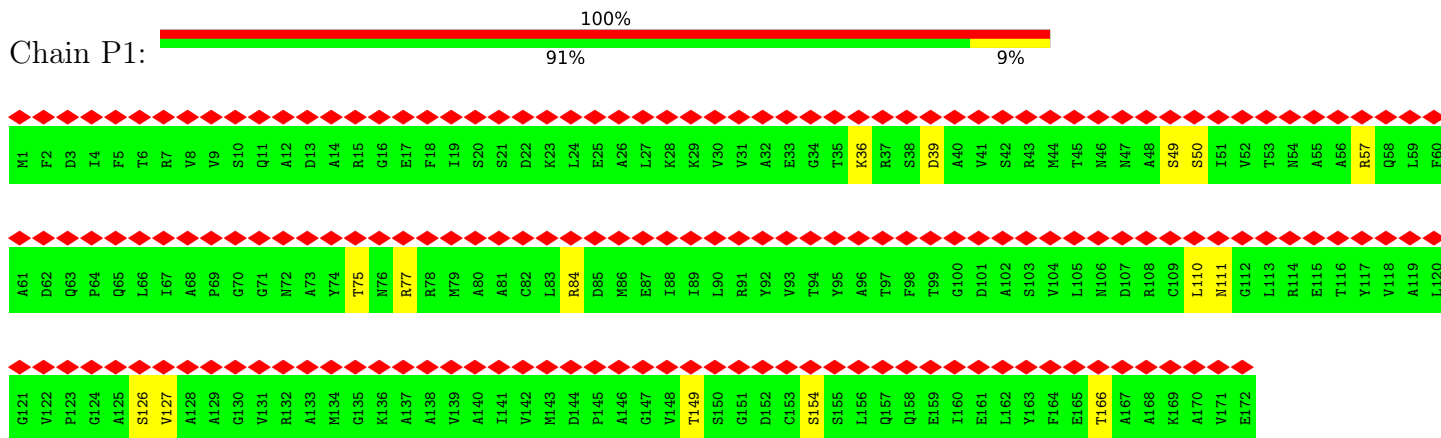
• Molecule 3: C-phycoerythrin subunit beta



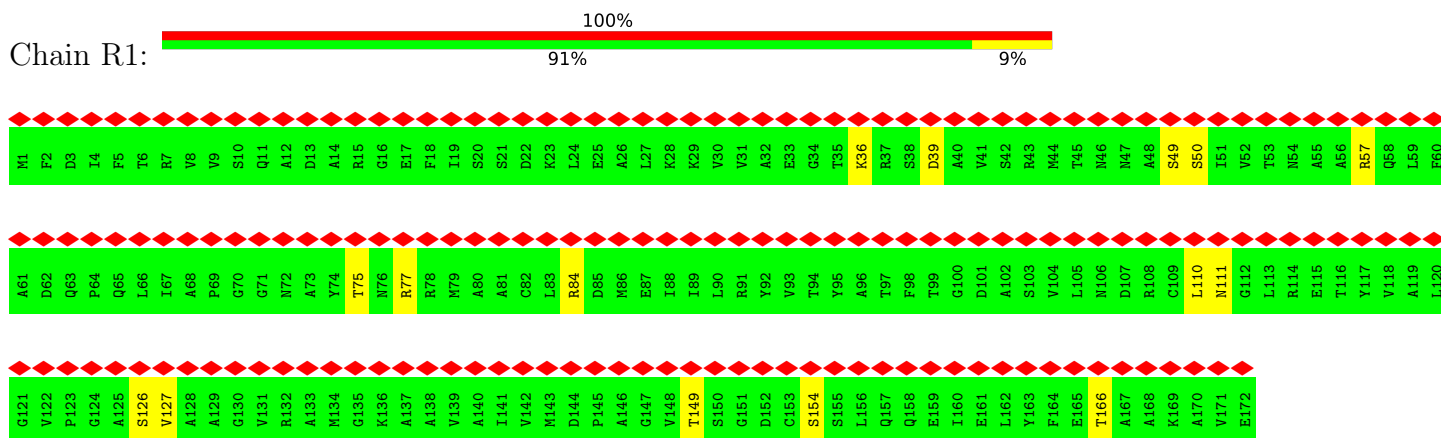
• Molecule 3: C-phycoerythrin subunit beta



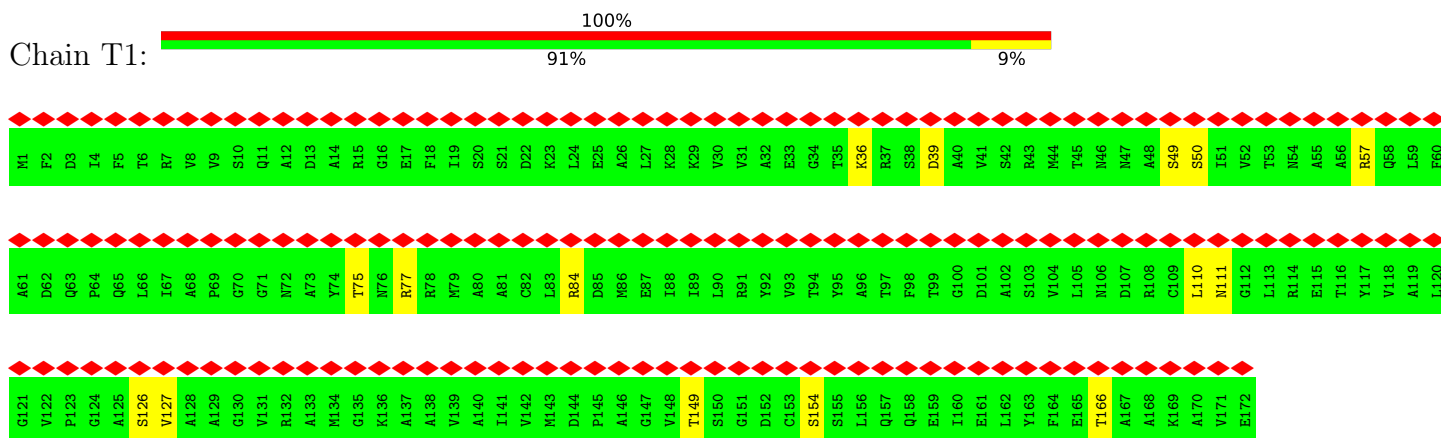
• Molecule 3: C-phycoerythrin subunit beta



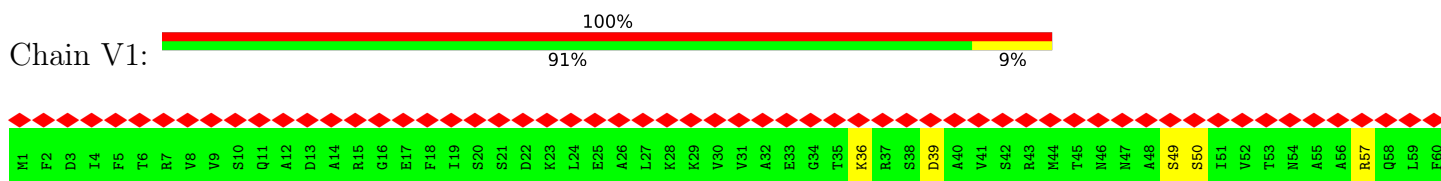
• Molecule 3: C-phycoerythrin subunit beta

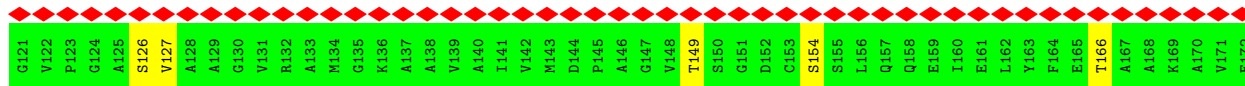
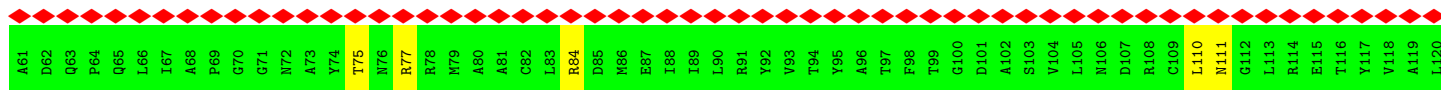


• Molecule 3: C-phycoerythrin subunit beta

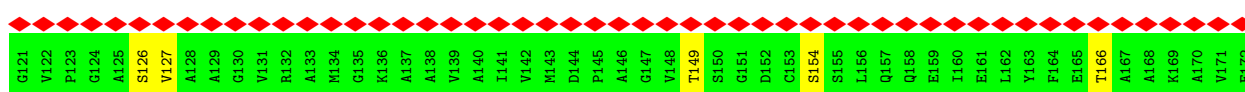
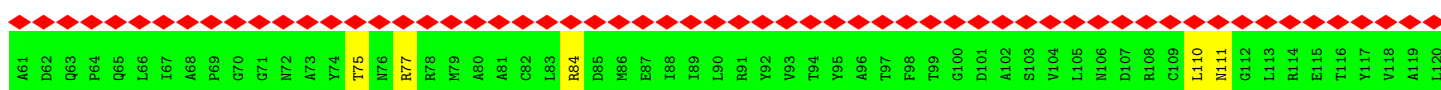
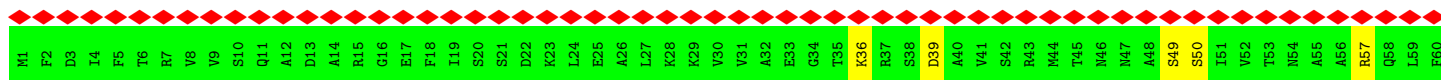
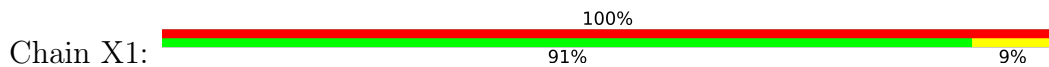


• Molecule 3: C-phycoerythrin subunit beta

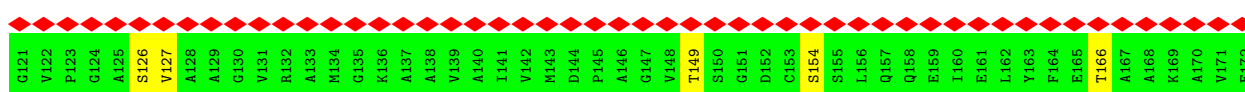
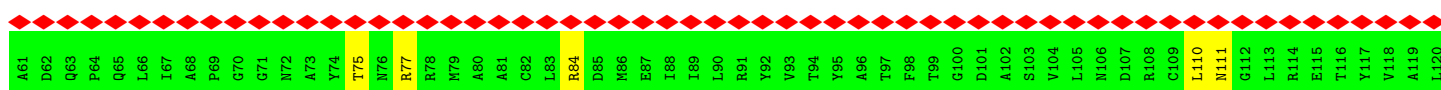
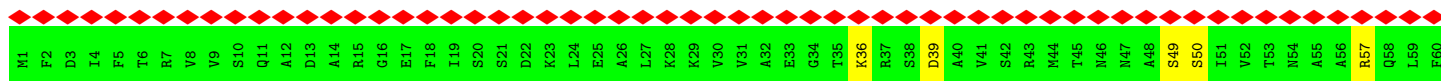
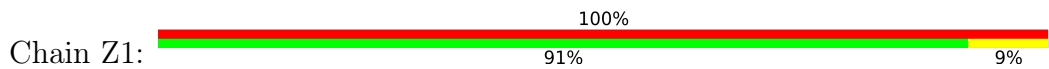




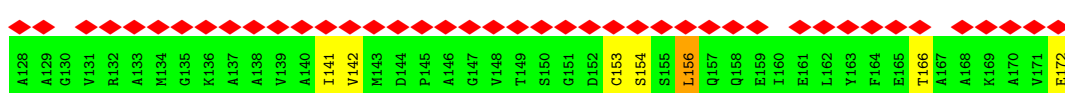
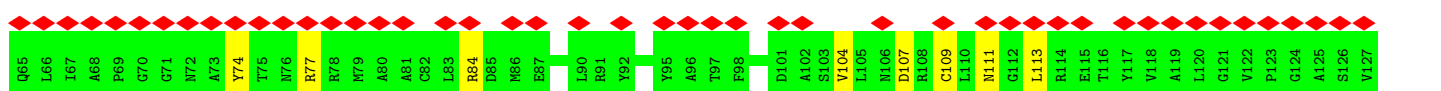
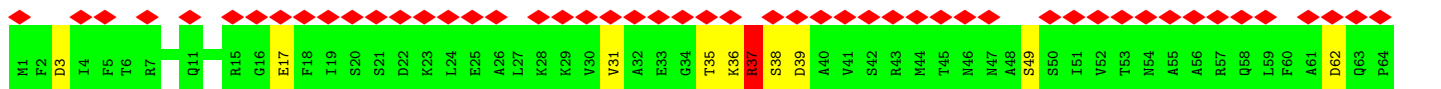
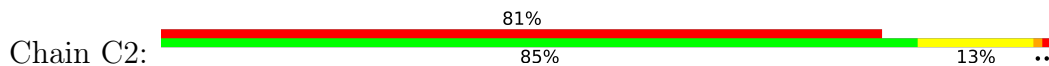
• Molecule 3: C-phycoerythrin subunit beta



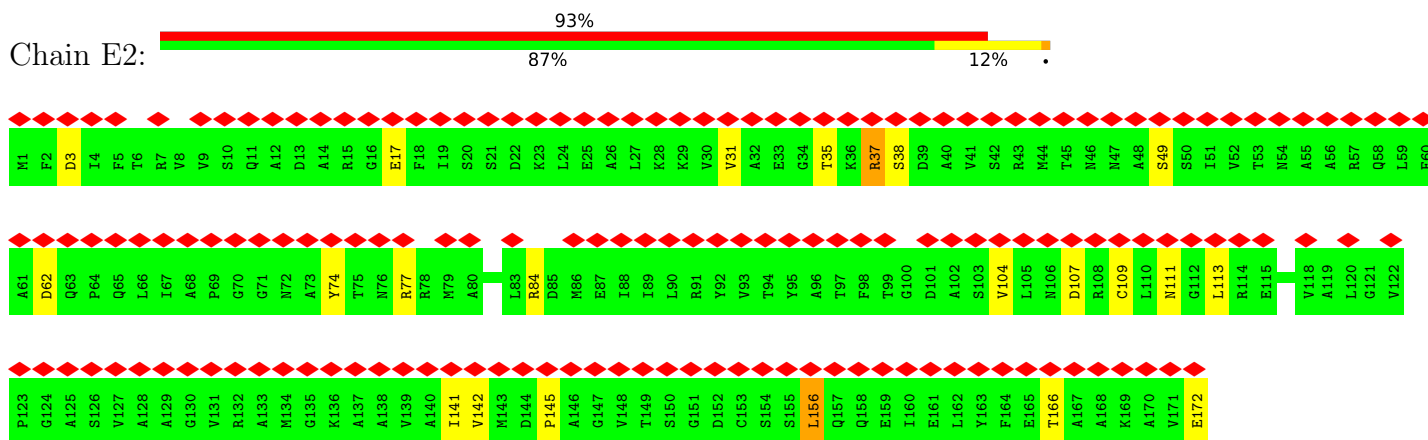
• Molecule 3: C-phycoerythrin subunit beta



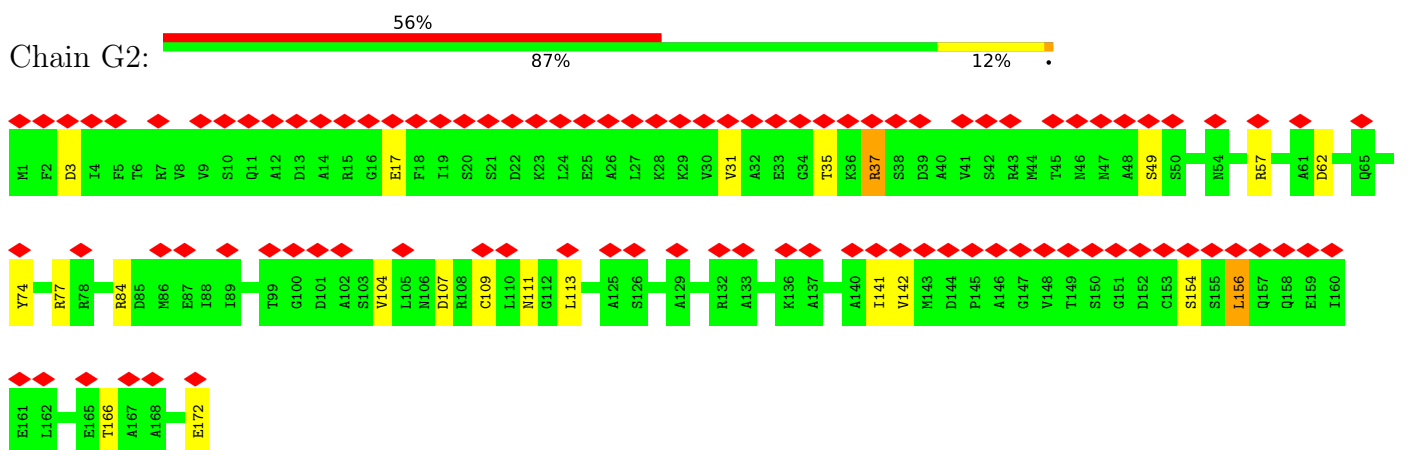
• Molecule 3: C-phycoerythrin subunit beta




- Molecule 3: C-phycoerythrin subunit beta



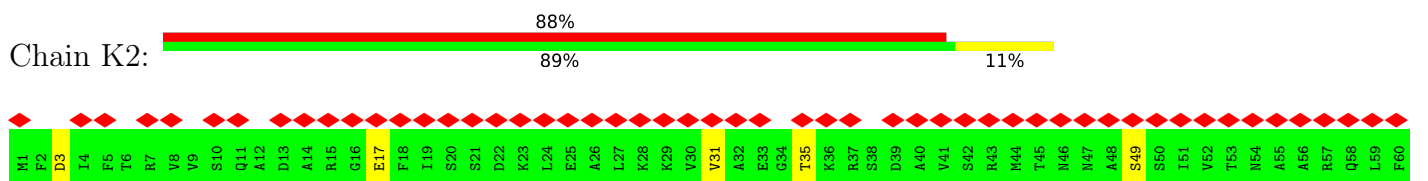
- Molecule 3: C-phycoerythrin subunit beta

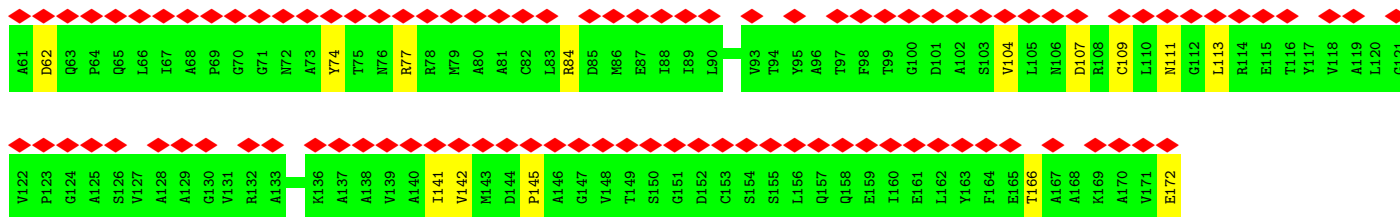


- Molecule 3: C-phycoerythrin subunit beta

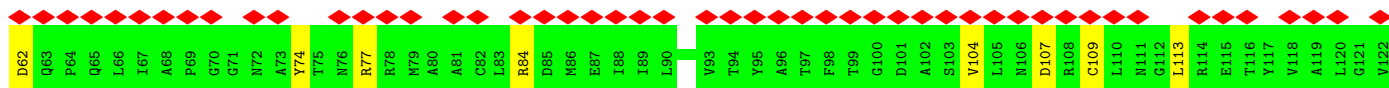
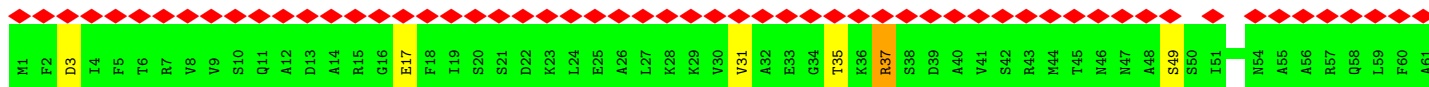
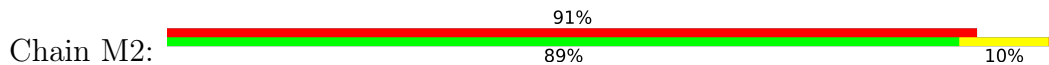


- Molecule 3: C-phycoerythrin subunit beta

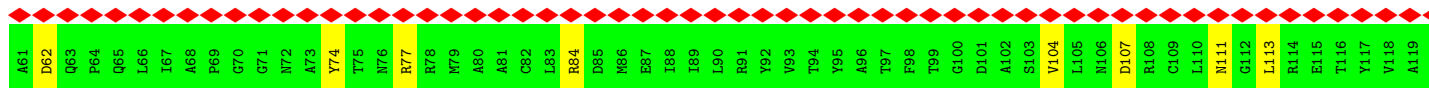
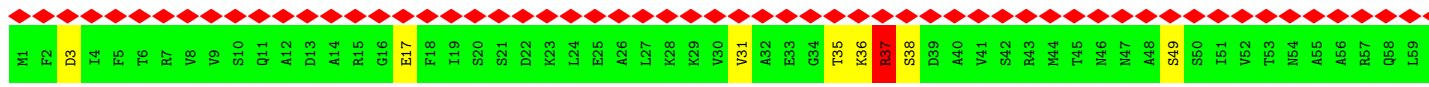
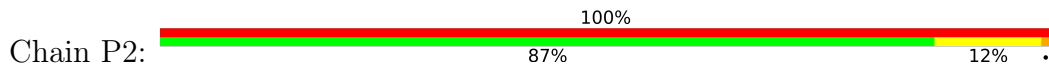




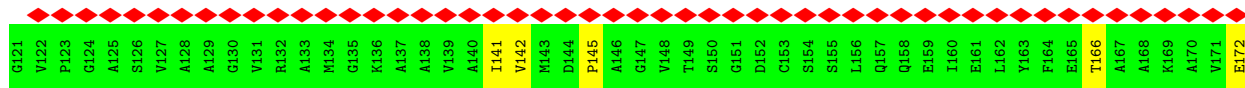
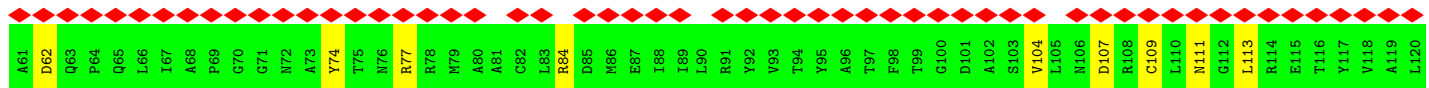
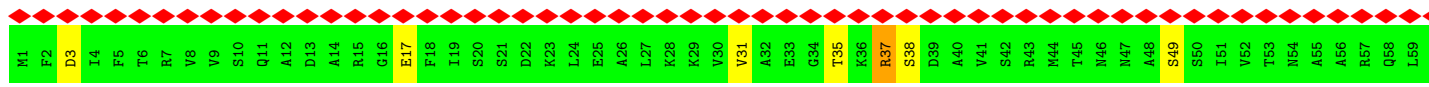
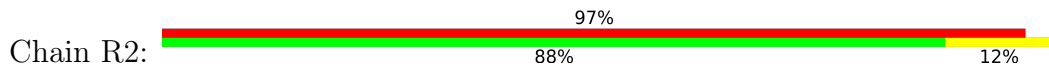
• Molecule 3: C-phycoerythrin subunit beta



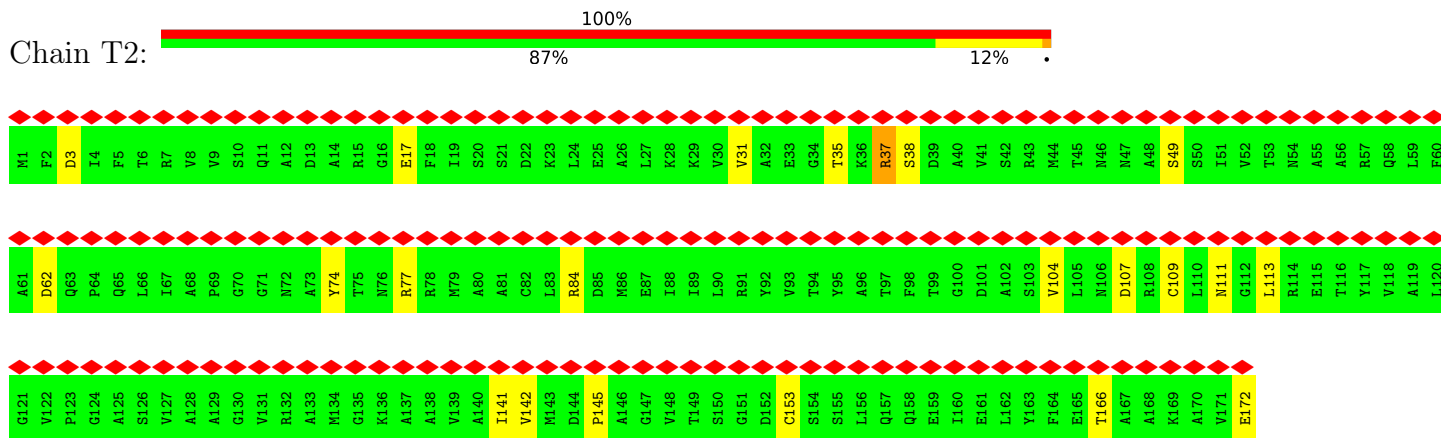
• Molecule 3: C-phycoerythrin subunit beta



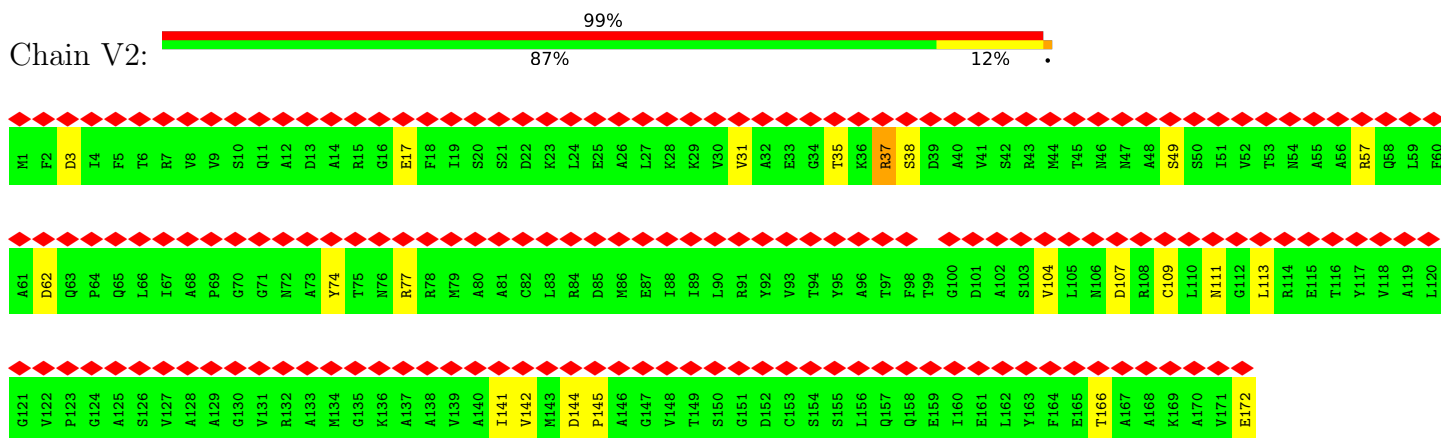
• Molecule 3: C-phycoerythrin subunit beta



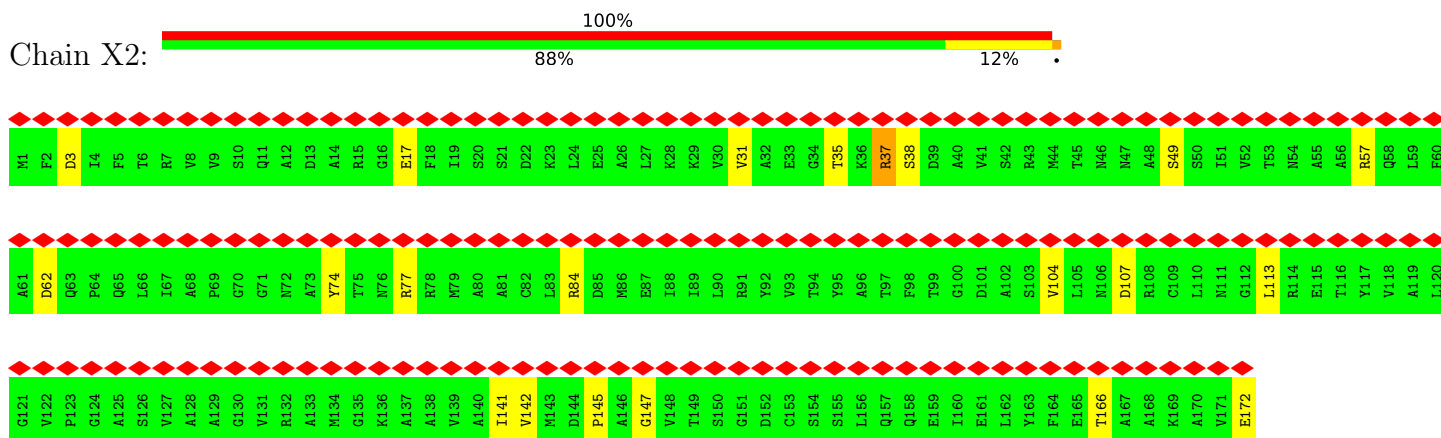
• Molecule 3: C-phycoyanin subunit beta



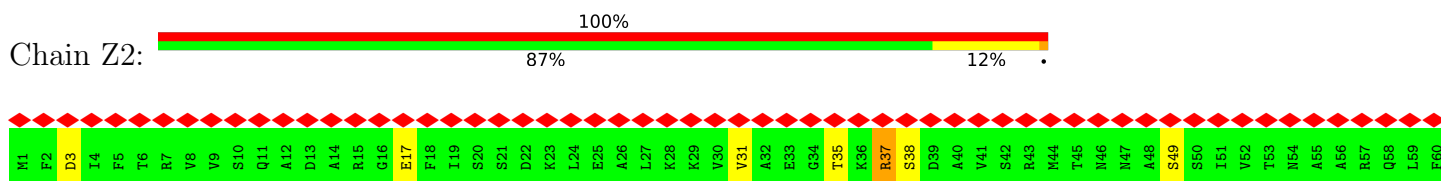
• Molecule 3: C-phycoyanin subunit beta




• Molecule 3: C-phycoyanin subunit beta

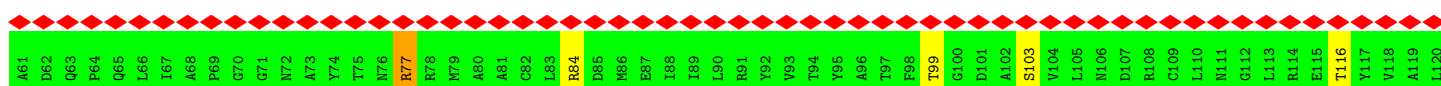
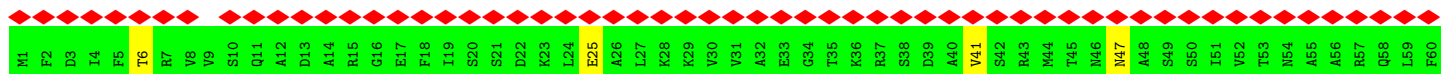
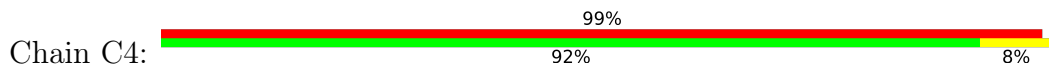


• Molecule 3: C-phycoyanin subunit beta

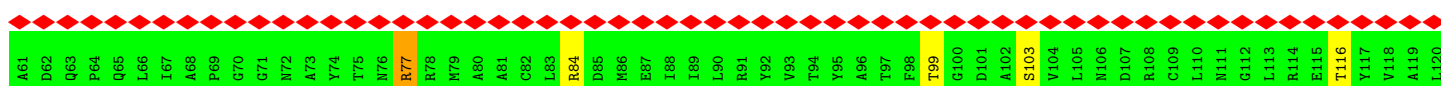
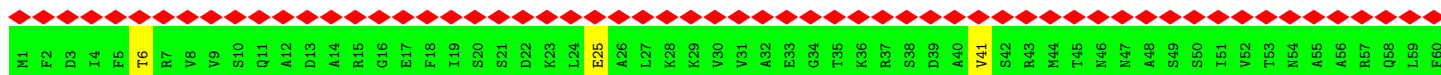
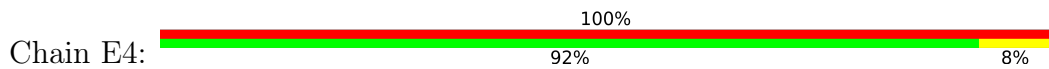




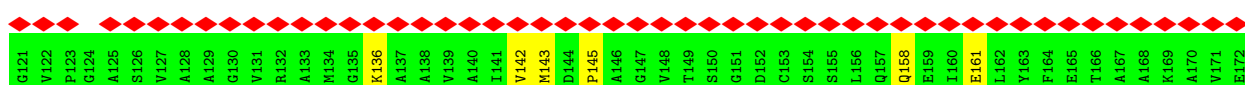
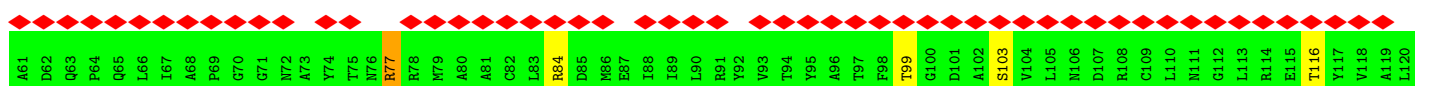
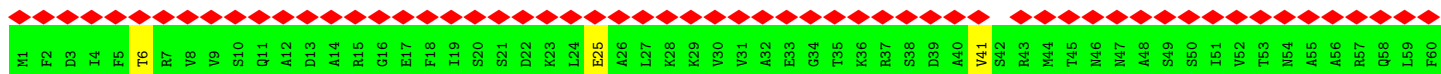
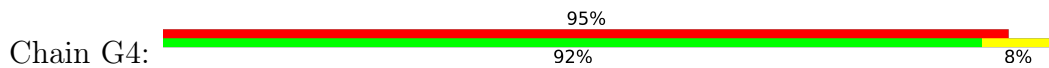
• Molecule 3: C-phycoyanin subunit beta



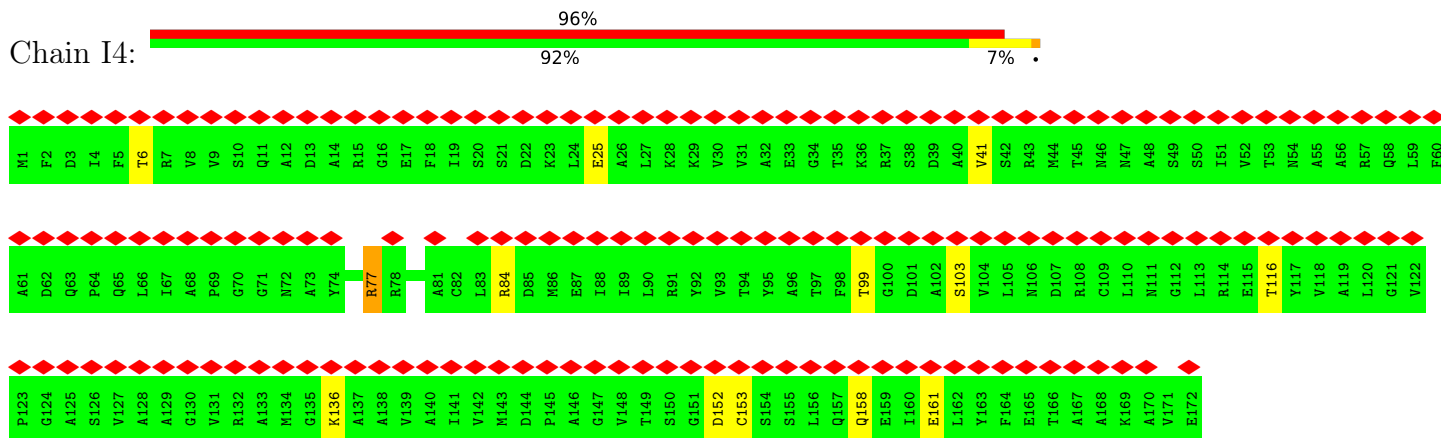
• Molecule 3: C-phycoyanin subunit beta



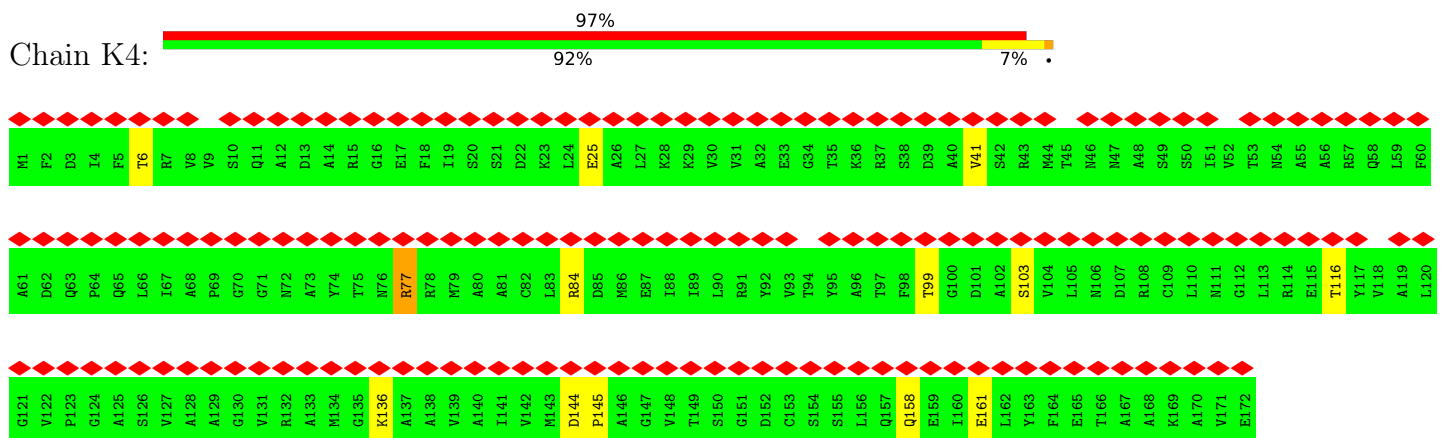
• Molecule 3: C-phycoyanin subunit beta



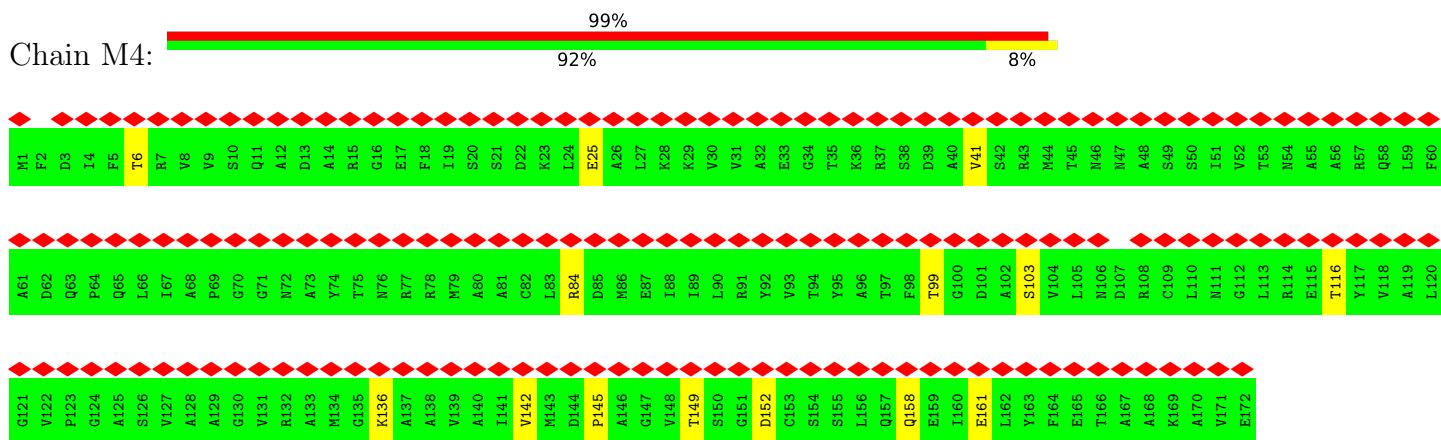
- Molecule 3: C-phycoerythrin subunit beta



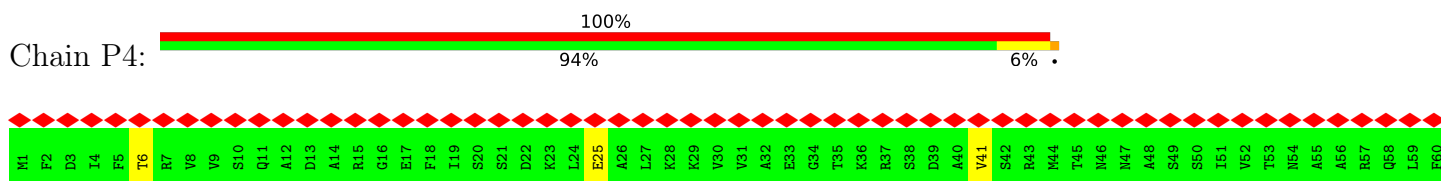
- Molecule 3: C-phycoerythrin subunit beta

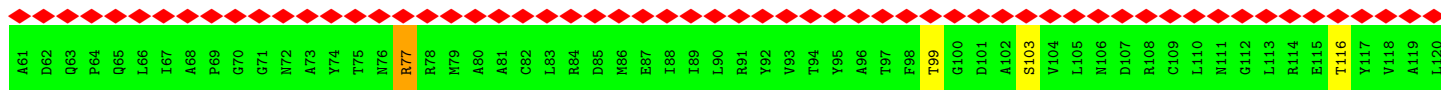


- Molecule 3: C-phycoerythrin subunit beta

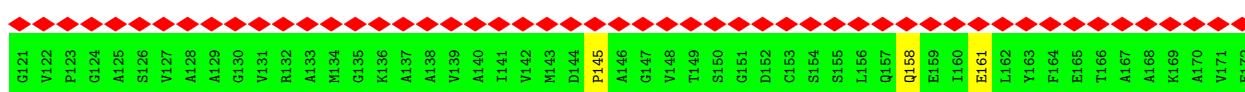
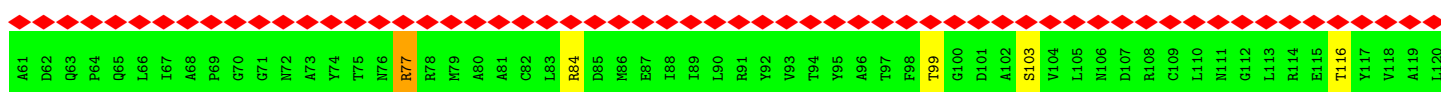
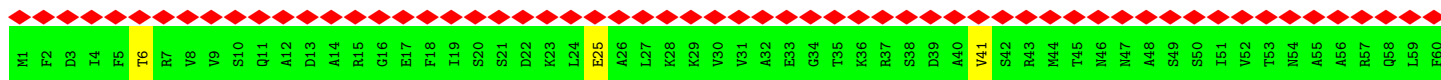


- Molecule 3: C-phycoerythrin subunit beta

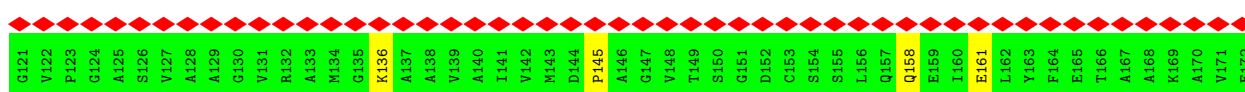
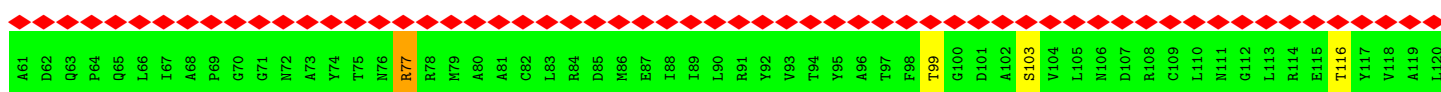
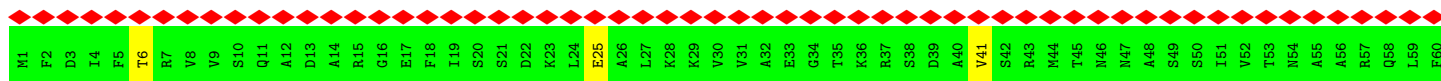




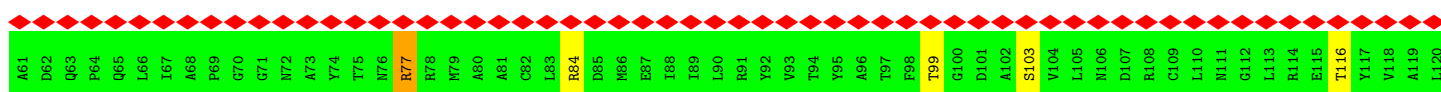
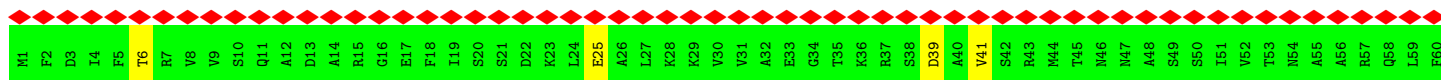
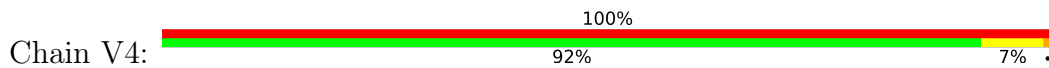
• Molecule 3: C-phycoyanin subunit beta



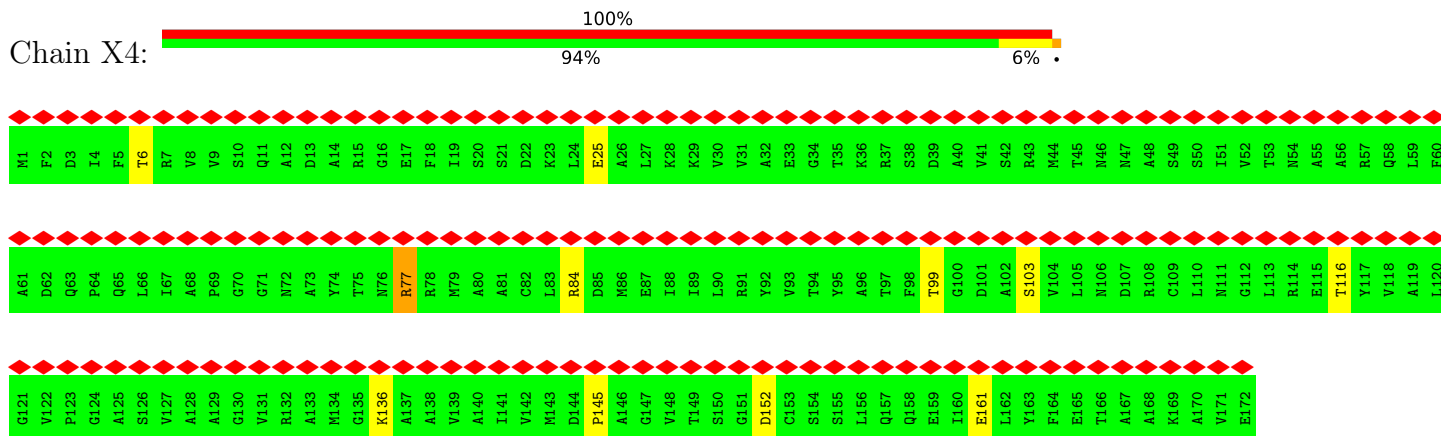
• Molecule 3: C-phycoyanin subunit beta



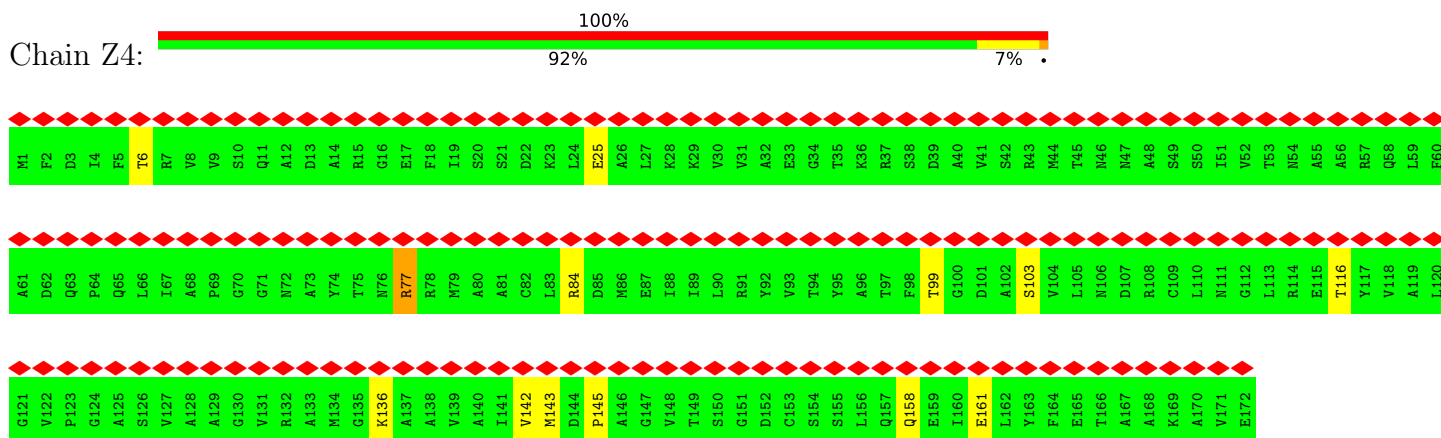
• Molecule 3: C-phycoyanin subunit beta



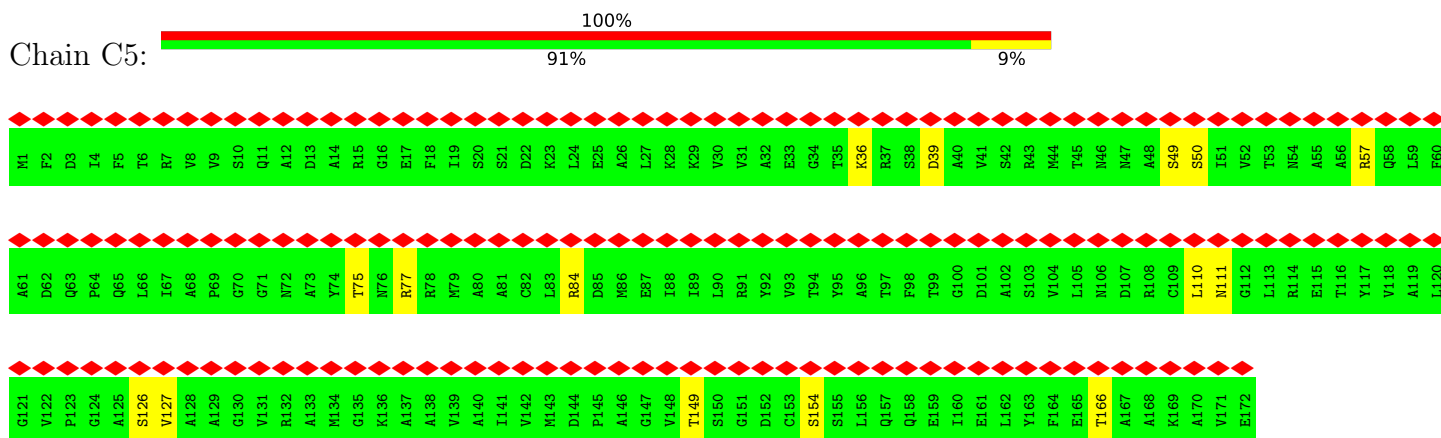
- Molecule 3: C-phycoerythrin subunit beta



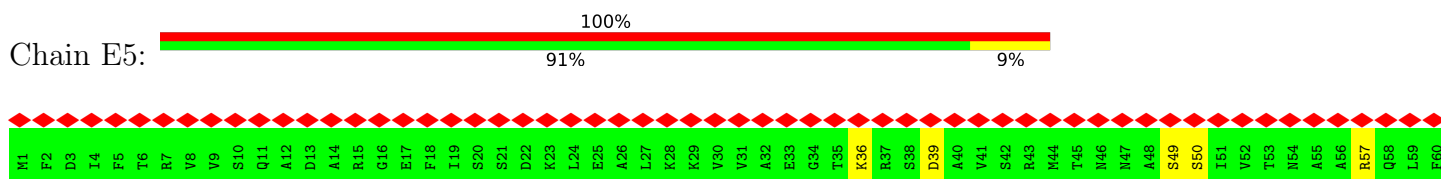
- Molecule 3: C-phycoerythrin subunit beta

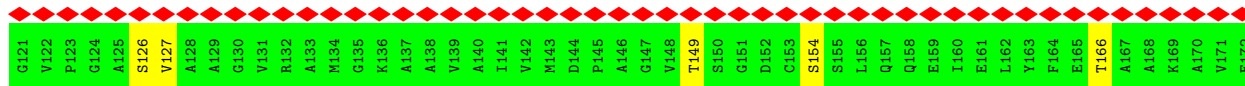
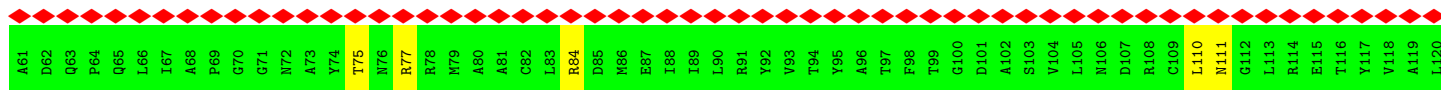


- Molecule 3: C-phycoerythrin subunit beta

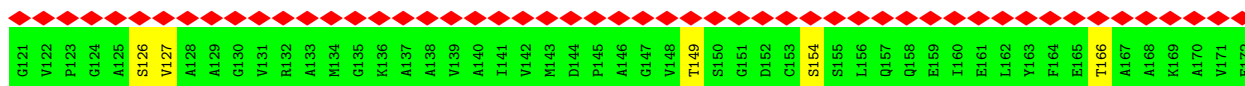
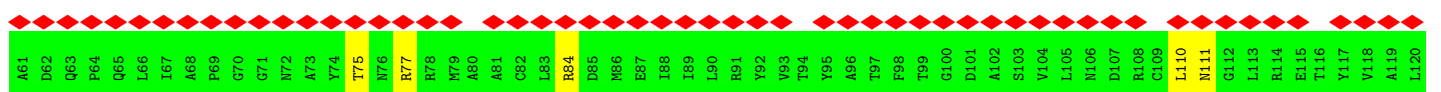
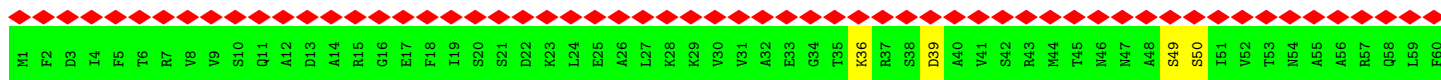
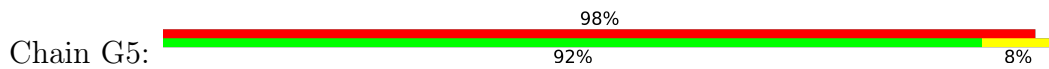


- Molecule 3: C-phycoerythrin subunit beta

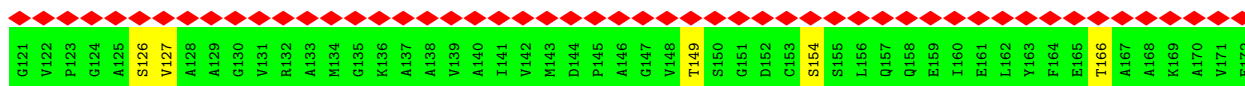
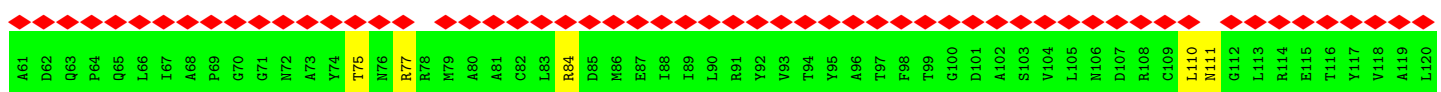
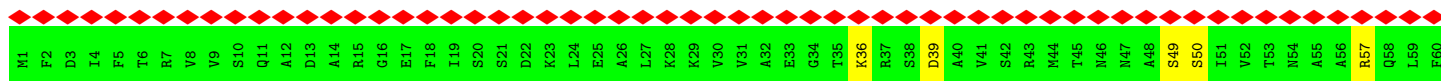
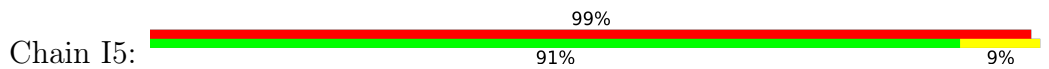




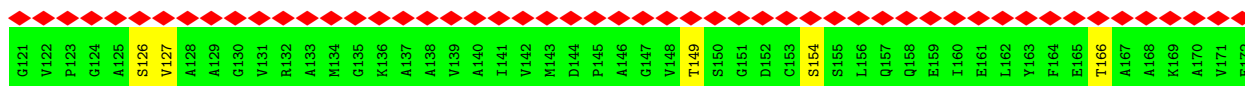
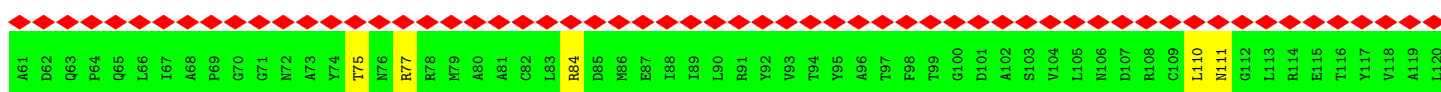
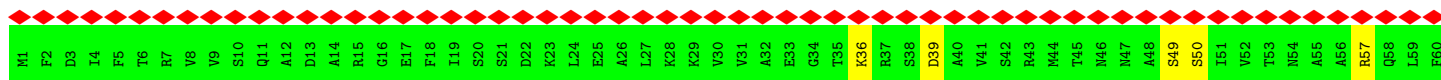
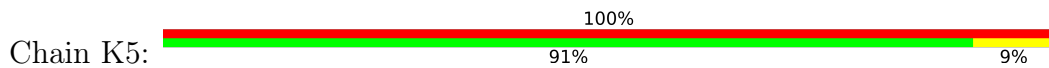
• Molecule 3: C-phycoerythrin subunit beta



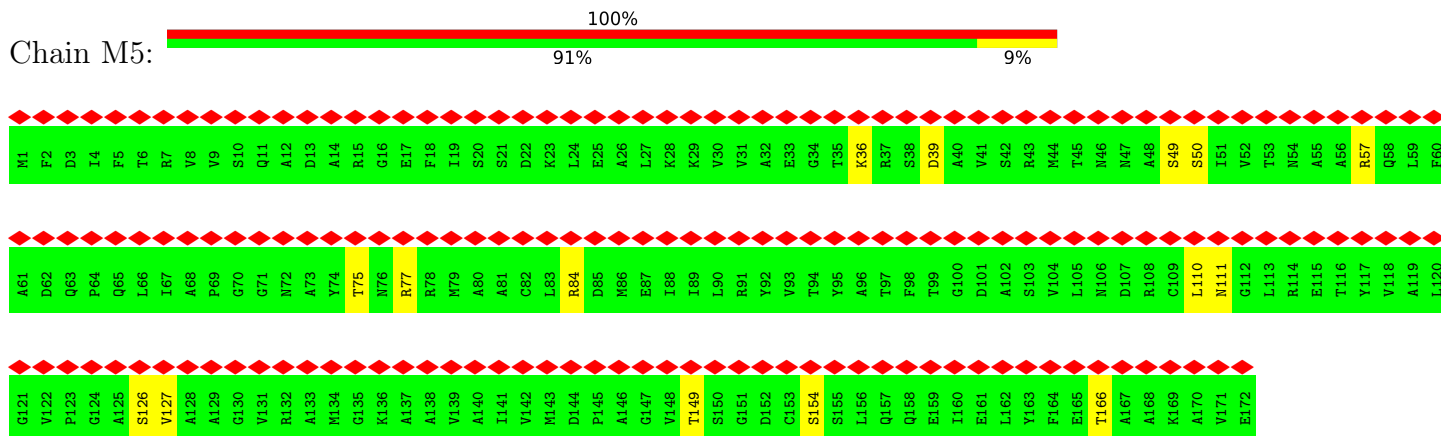
• Molecule 3: C-phycoerythrin subunit beta



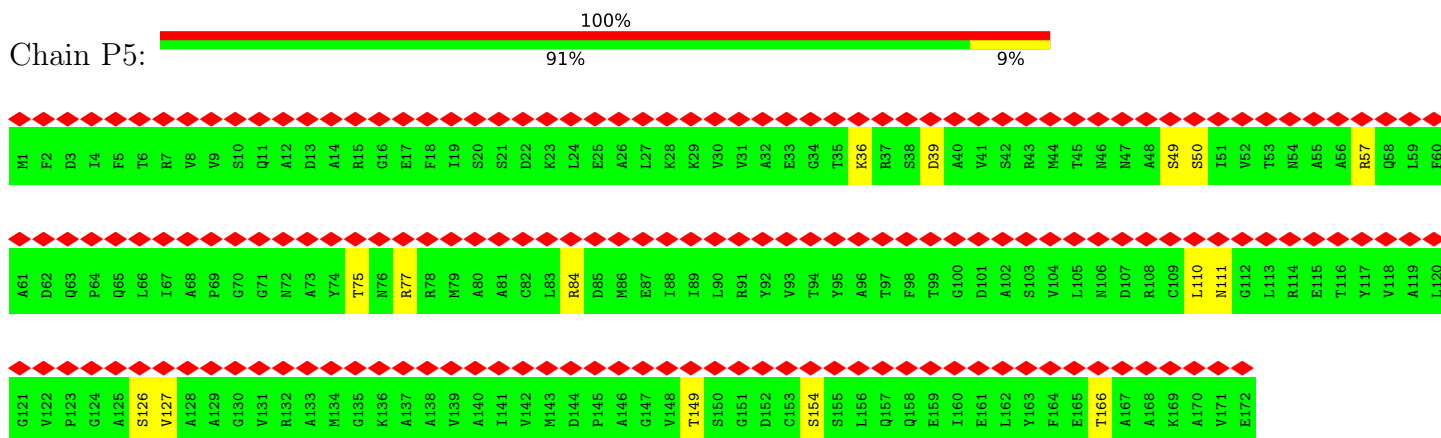
• Molecule 3: C-phycoerythrin subunit beta



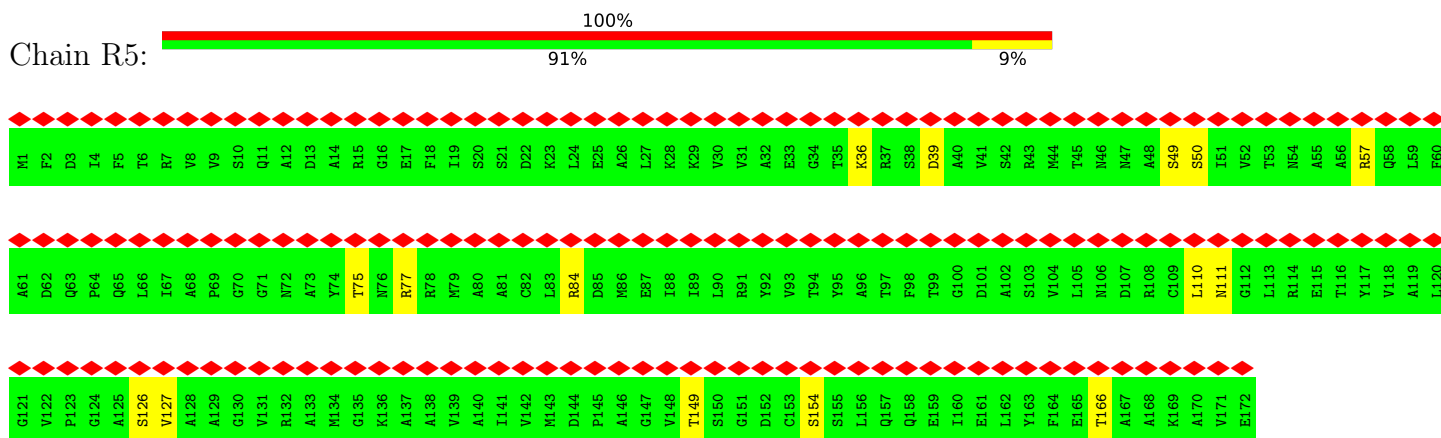
- Molecule 3: C-phycoerythrin subunit beta



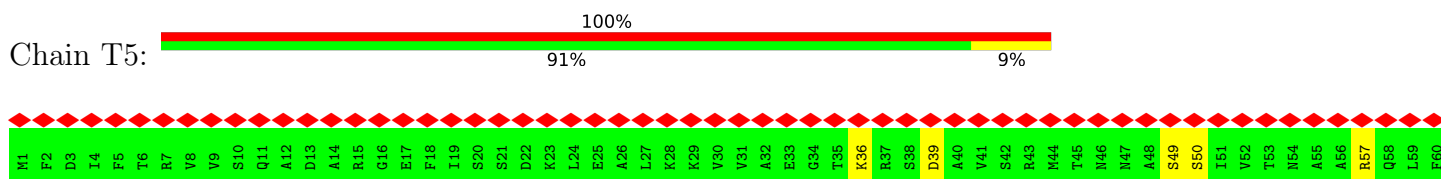
- Molecule 3: C-phycoerythrin subunit beta

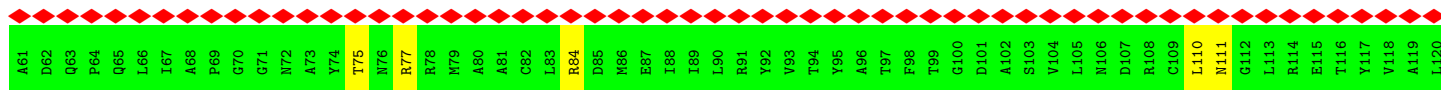


- Molecule 3: C-phycoerythrin subunit beta

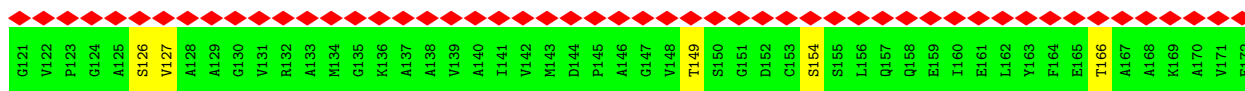
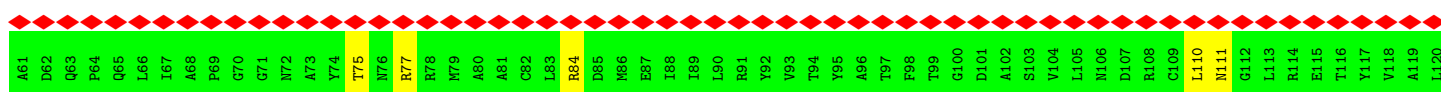
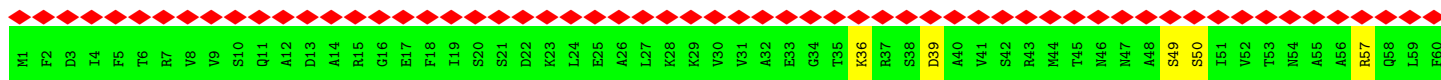
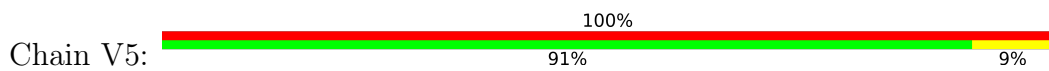


- Molecule 3: C-phycoerythrin subunit beta

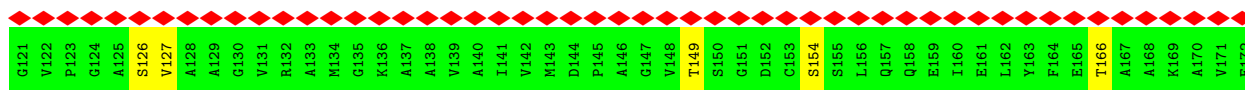
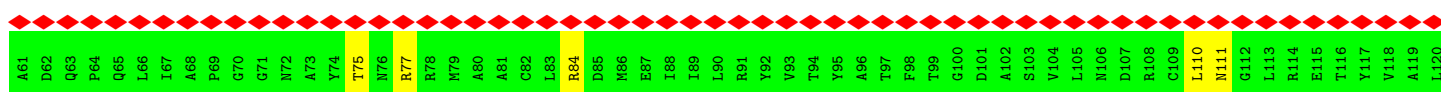
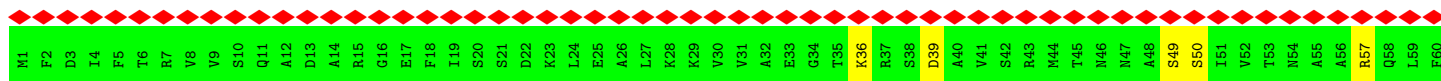
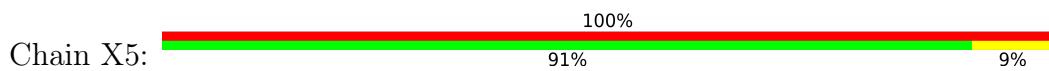




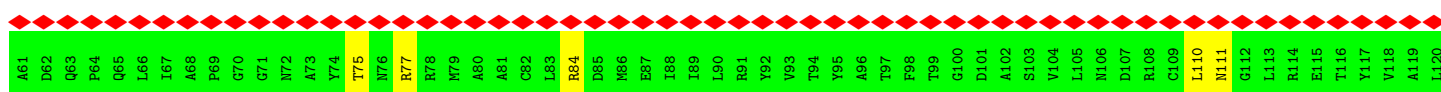
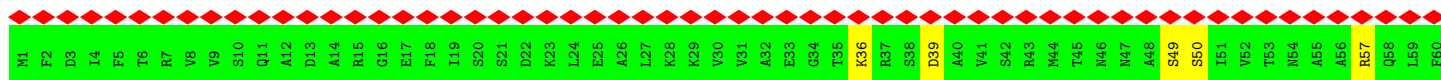
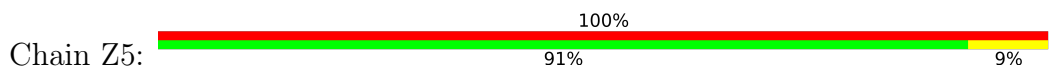
• Molecule 3: C-phycoerythrin subunit beta



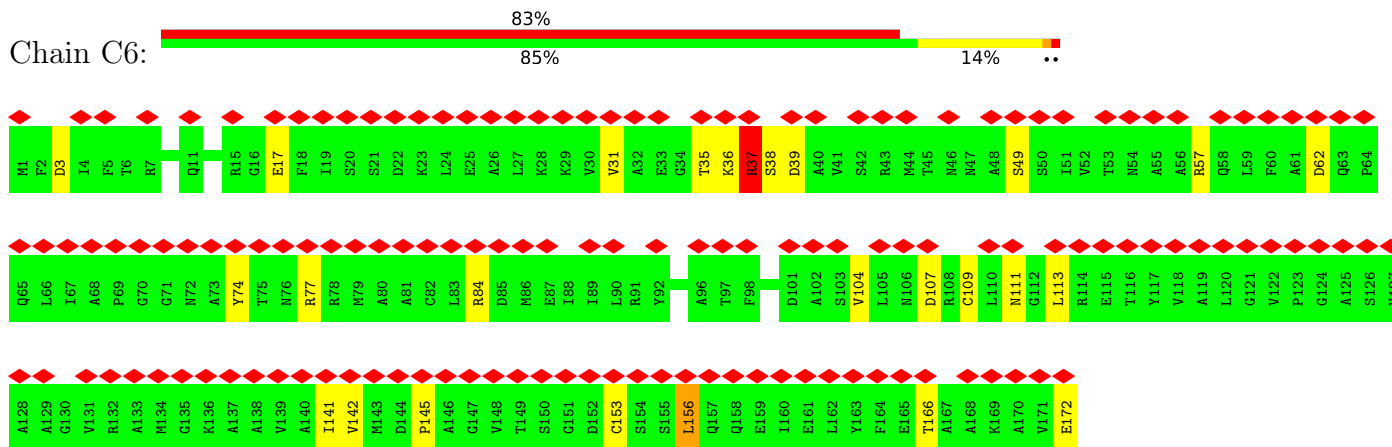
• Molecule 3: C-phycoerythrin subunit beta



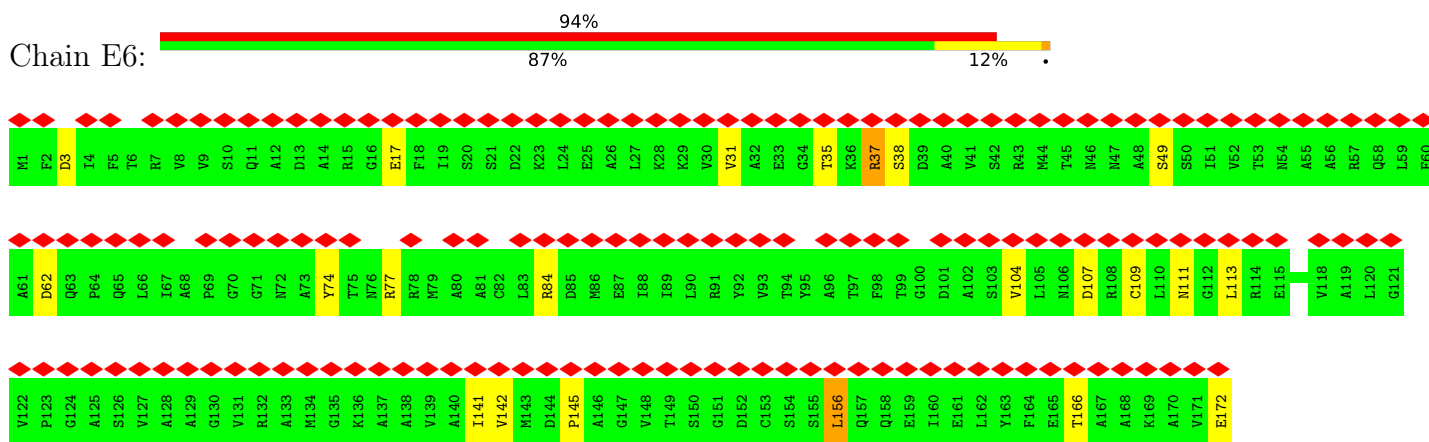
• Molecule 3: C-phycoerythrin subunit beta



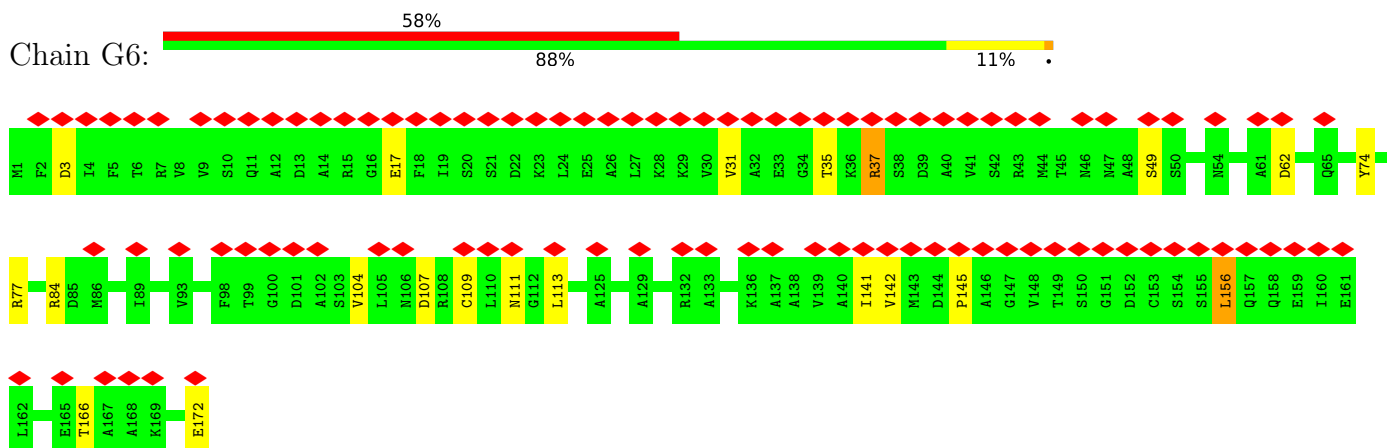
• Molecule 3: C-phycoerythrin subunit beta



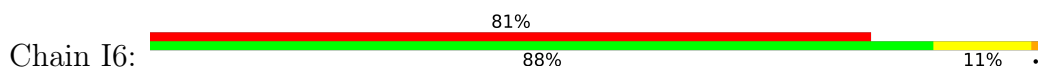
• Molecule 3: C-phycoerythrin subunit beta

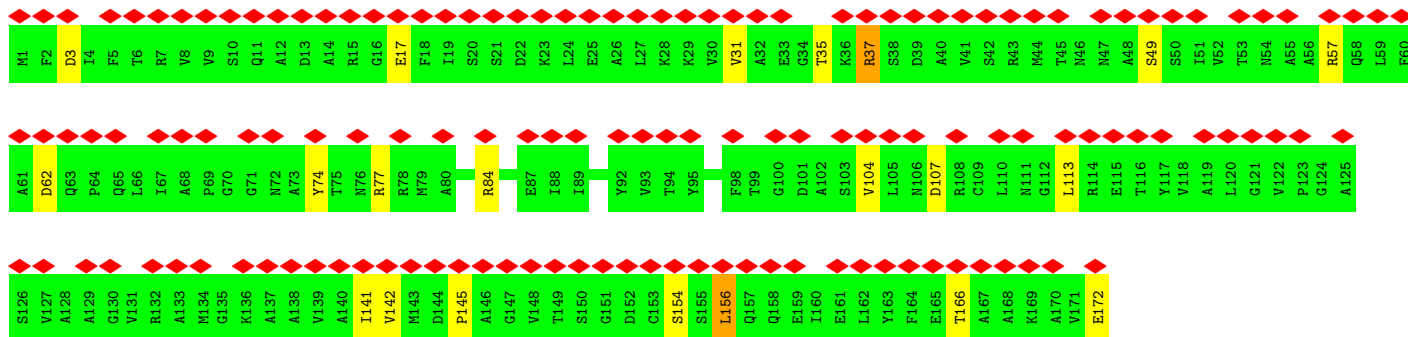


• Molecule 3: C-phycoerythrin subunit beta

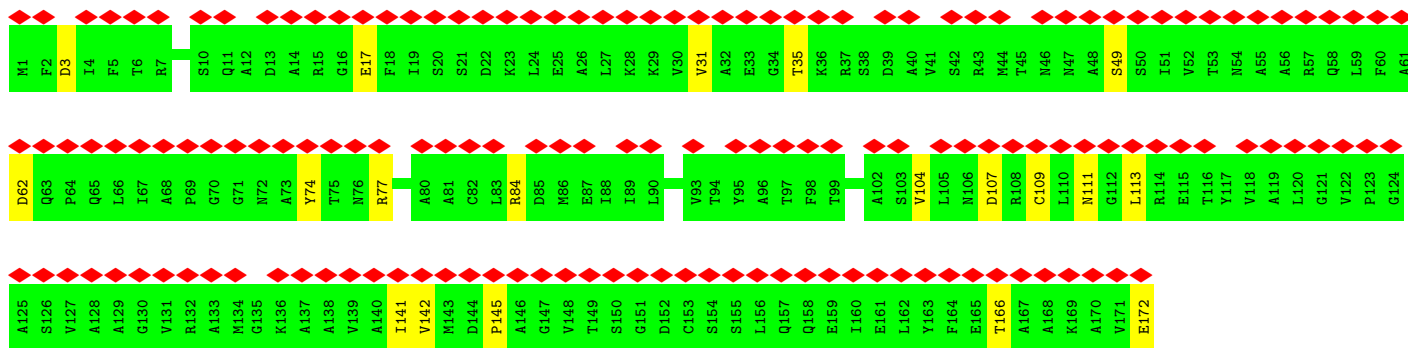
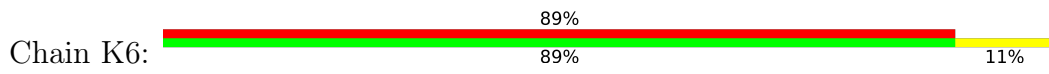


• Molecule 3: C-phycoerythrin subunit beta

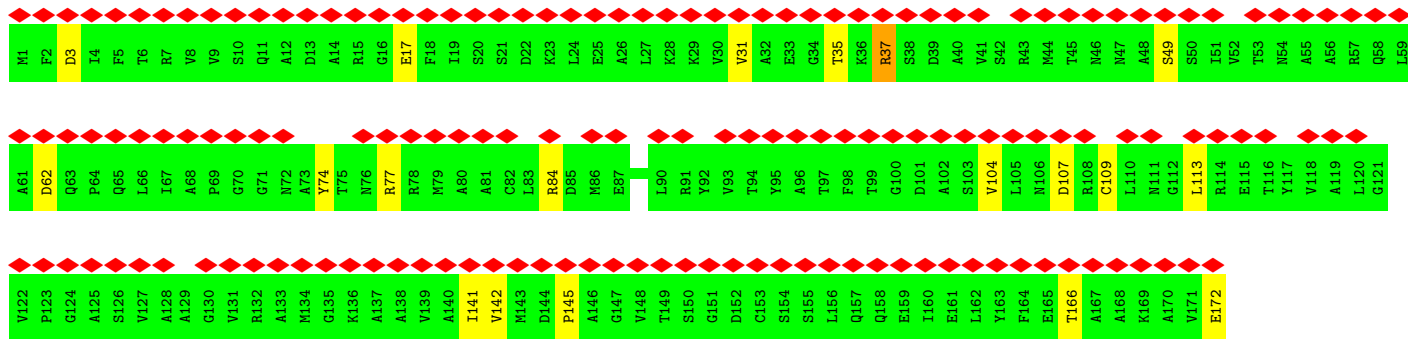
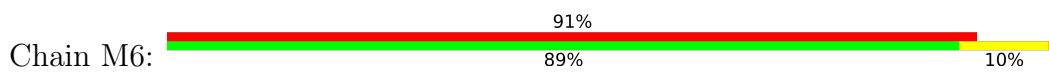




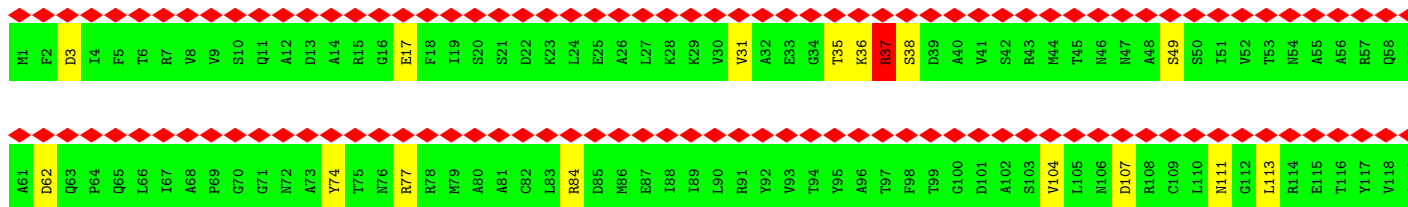
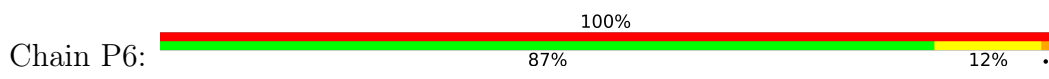
• Molecule 3: C-phycoerythrin subunit beta

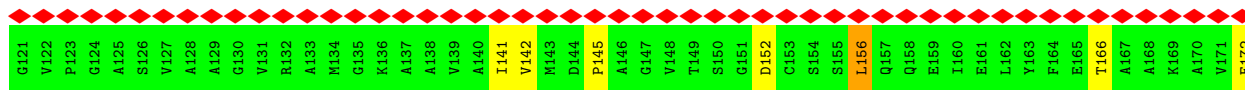


• Molecule 3: C-phycoerythrin subunit beta

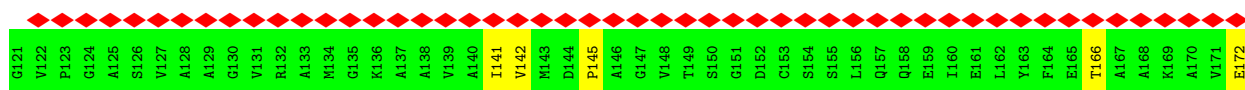
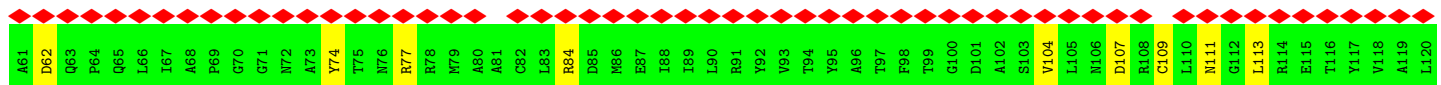
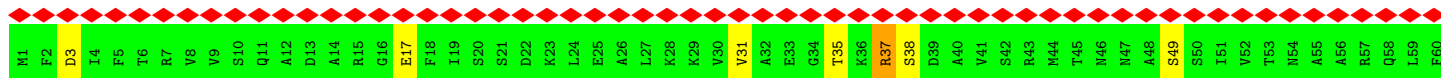
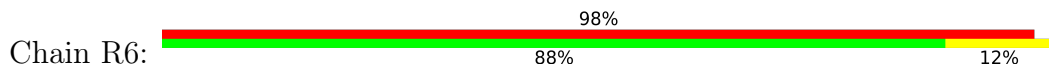


• Molecule 3: C-phycoerythrin subunit beta

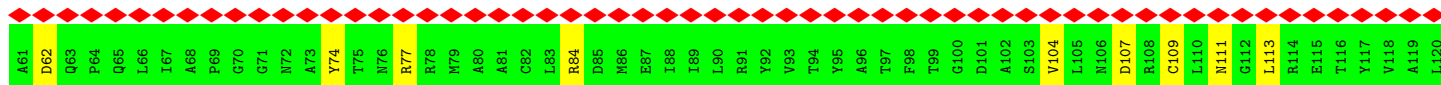
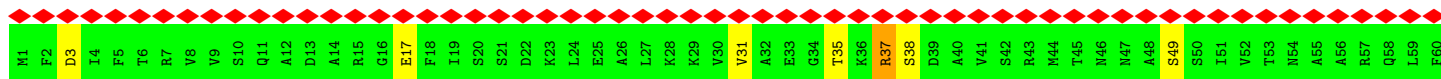
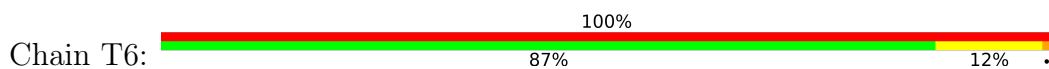




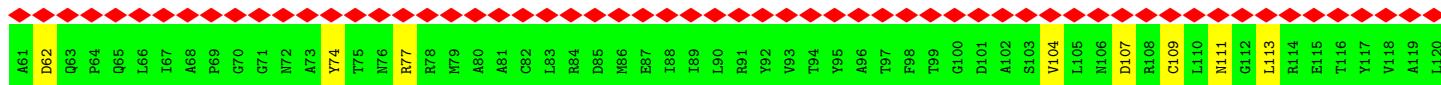
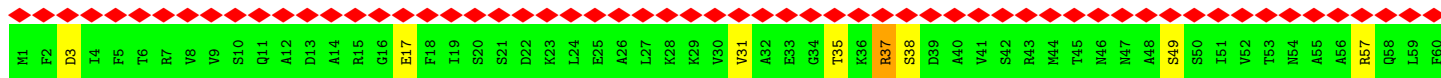
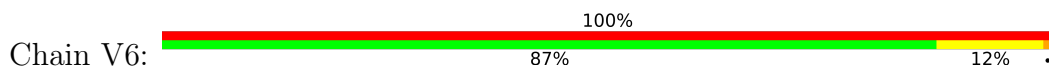
• Molecule 3: C-phycoyanin subunit beta



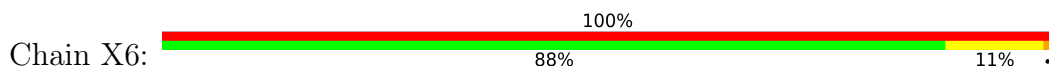
• Molecule 3: C-phycoyanin subunit beta

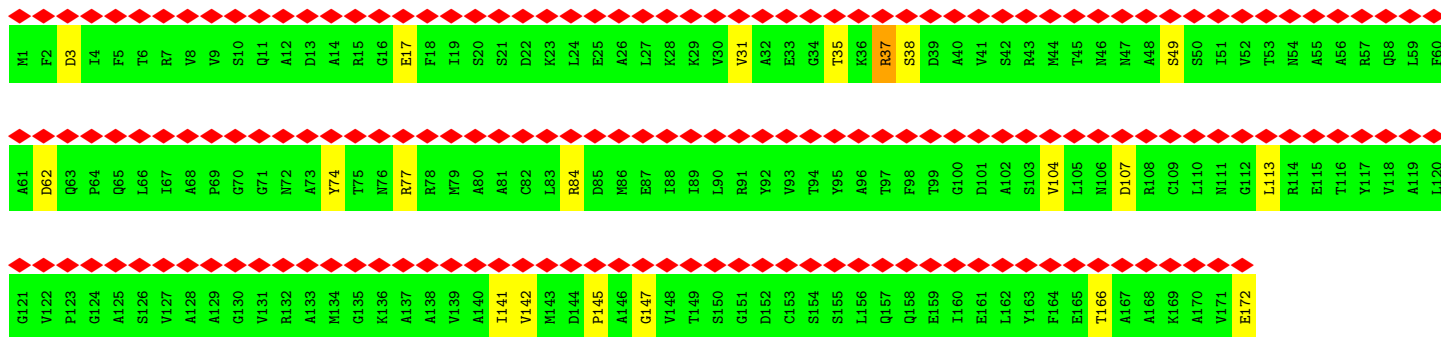


• Molecule 3: C-phycoyanin subunit beta

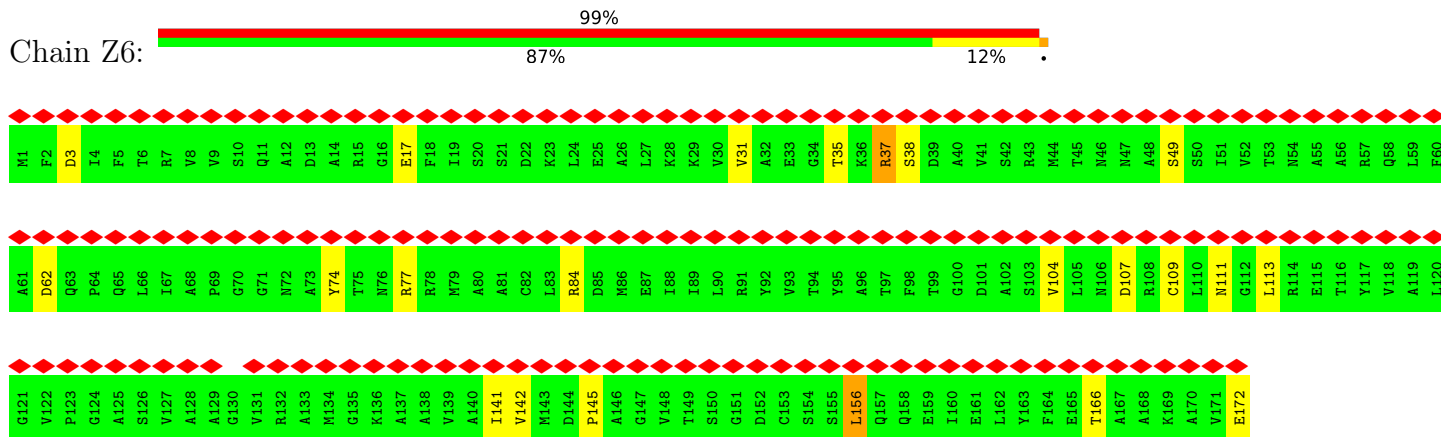


• Molecule 3: C-phycoyanin subunit beta

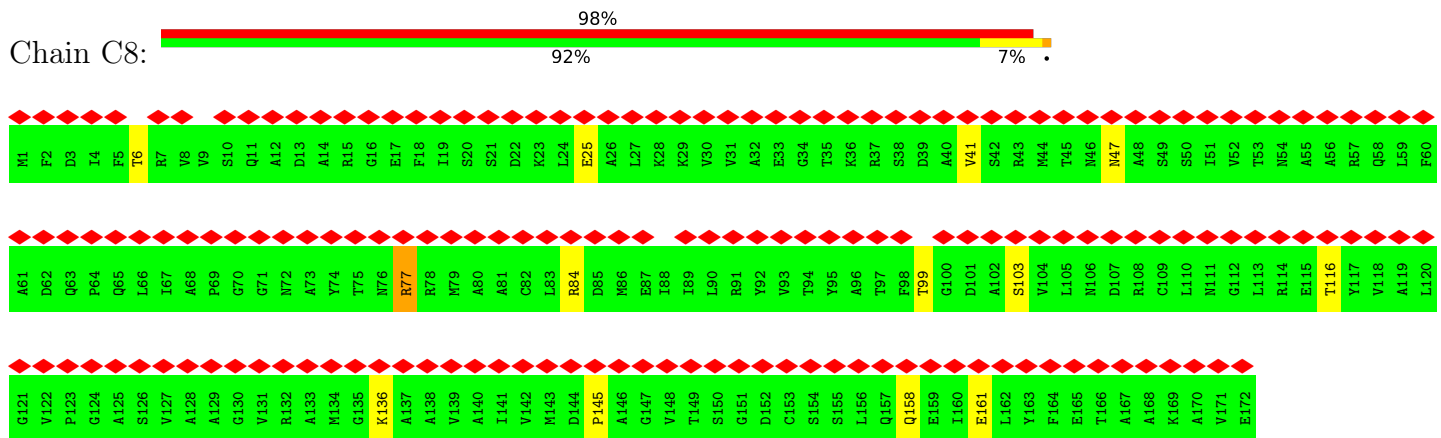


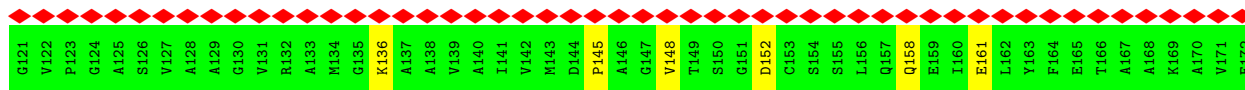


• Molecule 3: C-phycoerythrin subunit beta

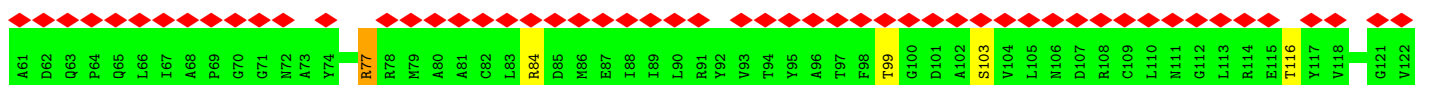
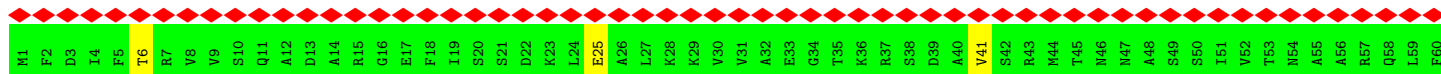
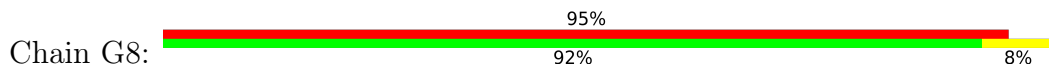


• Molecule 3: C-phycoerythrin subunit beta


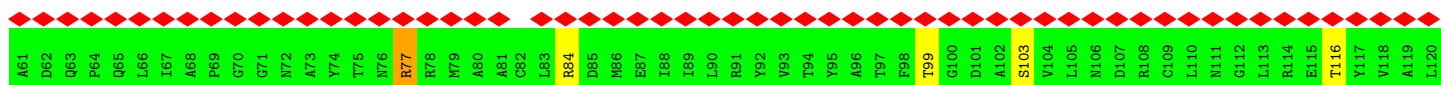
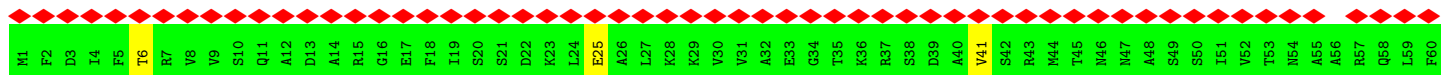
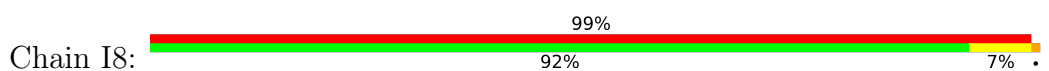




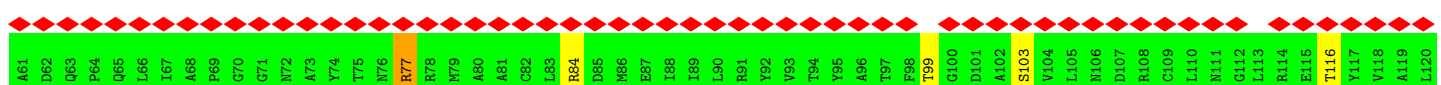
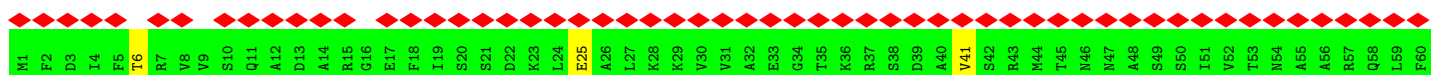
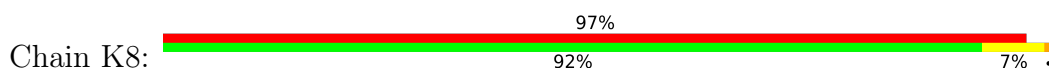
• Molecule 3: C-phycoerythrin subunit beta



• Molecule 3: C-phycoerythrin subunit beta

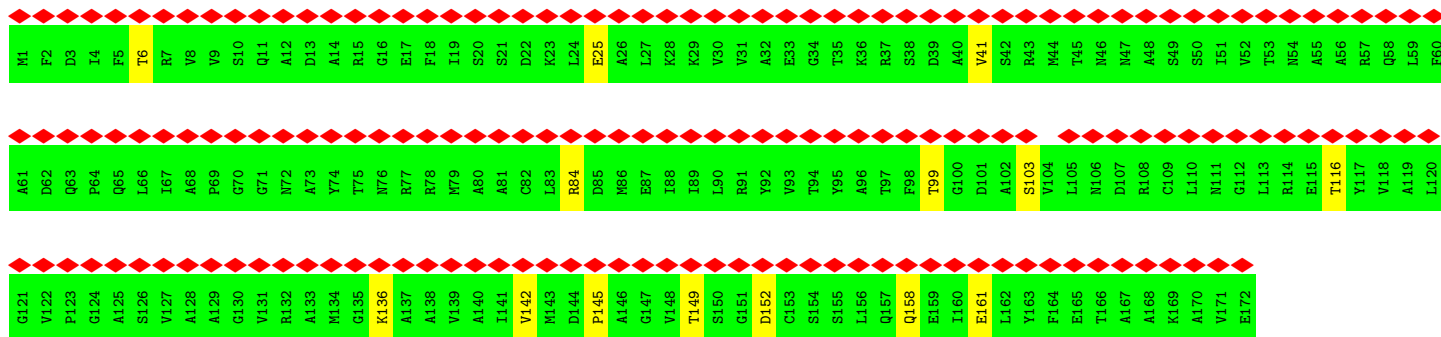


• Molecule 3: C-phycoerythrin subunit beta




• Molecule 3: C-phycoerythrin subunit beta






• Molecule 3: C-phycoerythrin subunit beta

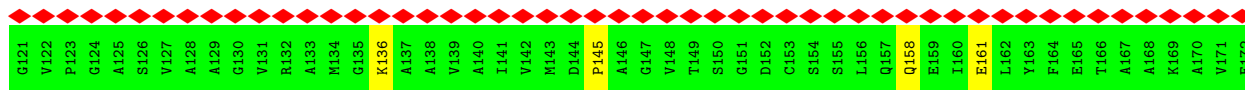


• Molecule 3: C-phycoerythrin subunit beta

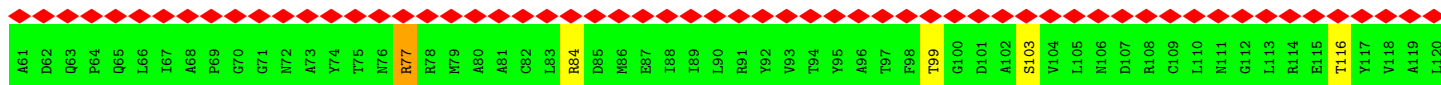
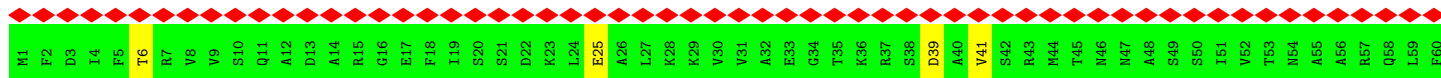
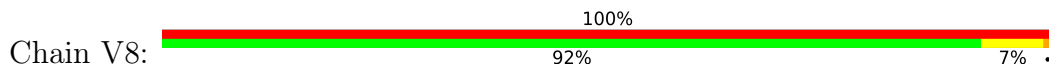


• Molecule 3: C-phycoerythrin subunit beta

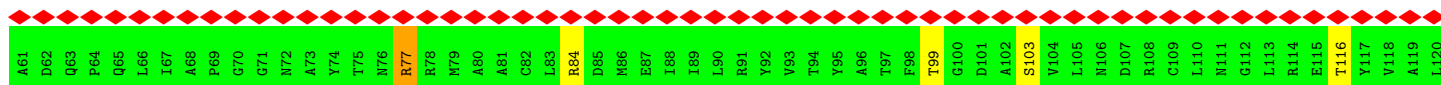
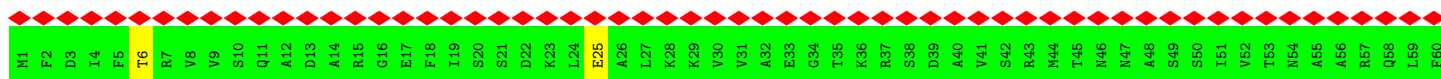




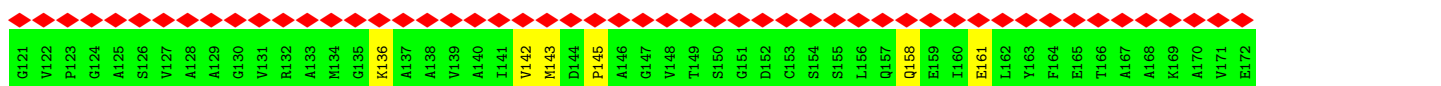
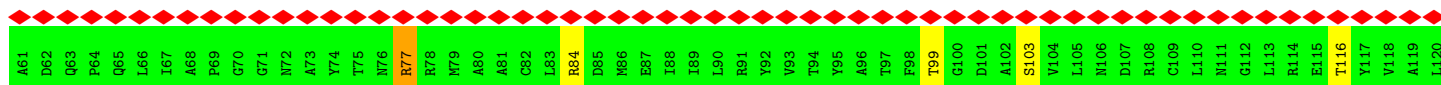
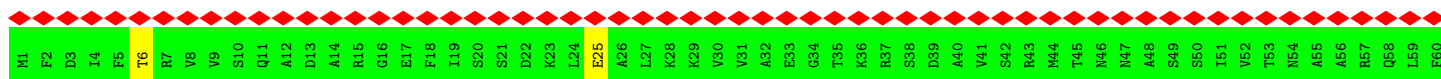
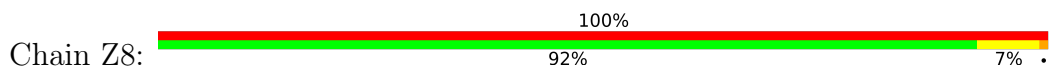
• Molecule 3: C-phycoyanin subunit beta



• Molecule 3: C-phycoyanin subunit beta




• Molecule 3: C-phycoyanin subunit beta




• Molecule 4: Phycobilisome 32.3 kDa linker polypeptide, phycocyanin-associated, rod




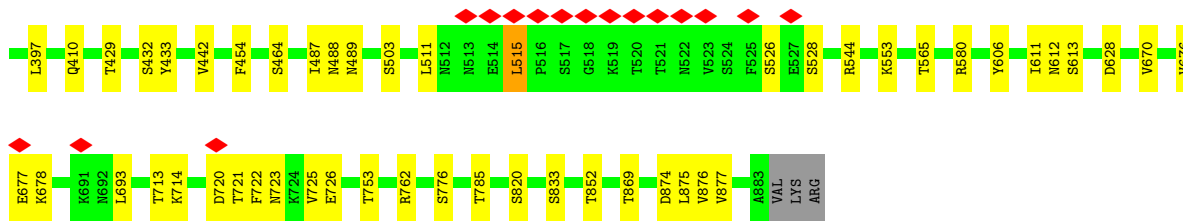


• Molecule 4: Phycobilisome 32.3 kDa linker polypeptide, phycocyanin-associated, rod

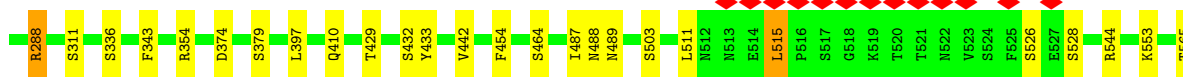
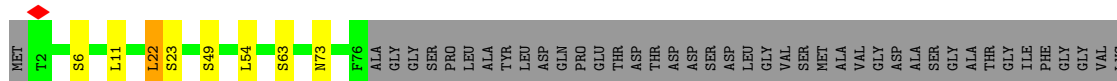
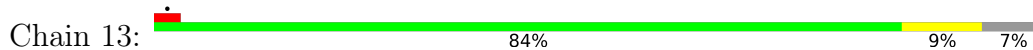


• Molecule 4: Phycobilisome 32.3 kDa linker polypeptide, phycocyanin-associated, rod

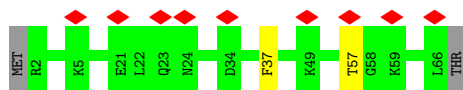




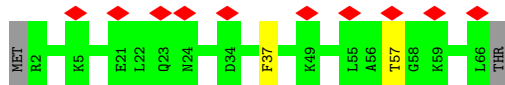
• Molecule 5: Phycobiliprotein ApcE



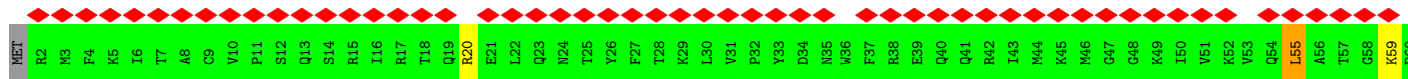
• Molecule 6: Phycobilisome 7.8 kDa linker polypeptide, allophycocyanin-associated, core

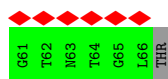


• Molecule 6: Phycobilisome 7.8 kDa linker polypeptide, allophycocyanin-associated, core

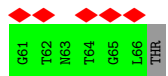
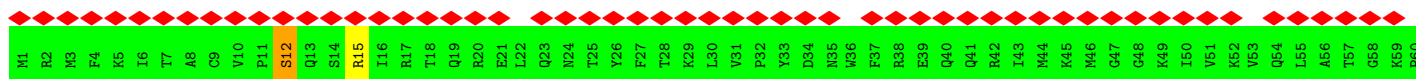


• Molecule 6: Phycobilisome 7.8 kDa linker polypeptide, allophycocyanin-associated, core

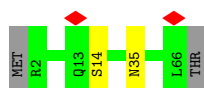




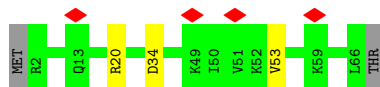
- Molecule 6: Phycobilisome 7.8 kDa linker polypeptide, allophycocyanin-associated, core




- Molecule 6: Phycobilisome 7.8 kDa linker polypeptide, allophycocyanin-associated, core



- Molecule 6: Phycobilisome 7.8 kDa linker polypeptide, allophycocyanin-associated, core



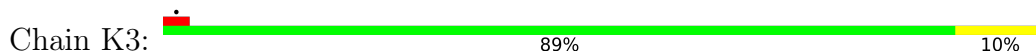
- Molecule 7: Allophycocyanin alpha subunit



- Molecule 7: Allophycocyanin alpha subunit

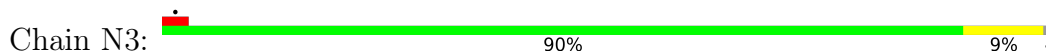


- Molecule 7: Allophycocyanin alpha subunit

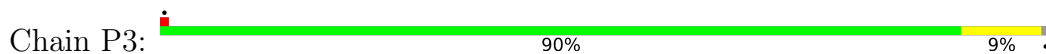




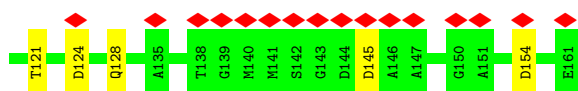
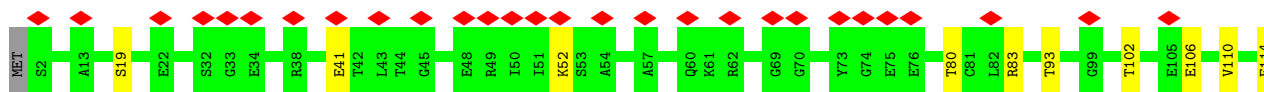
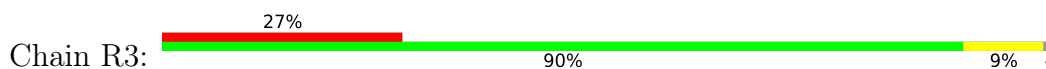
- Molecule 7: Allophycocyanin alpha subunit



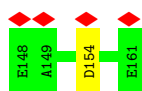
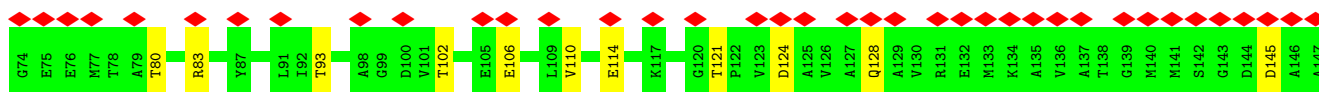
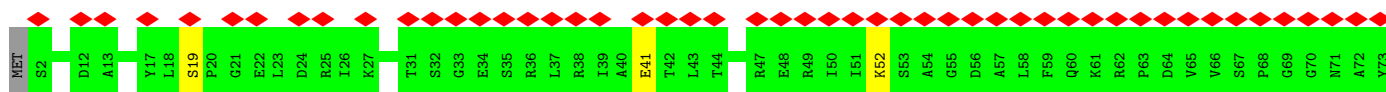
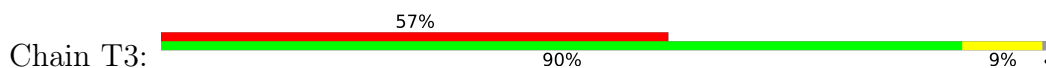
- Molecule 7: Allophycocyanin alpha subunit



- Molecule 7: Allophycocyanin alpha subunit



- Molecule 7: Allophycocyanin alpha subunit

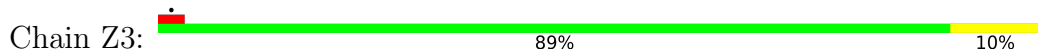


- Molecule 7: Allophycocyanin alpha subunit

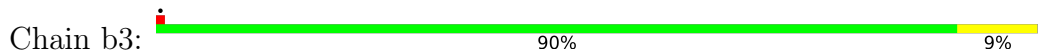




• Molecule 7: Allophycocyanin alpha subunit



• Molecule 7: Allophycocyanin alpha subunit



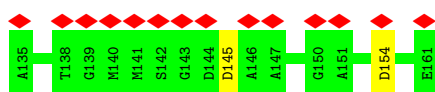
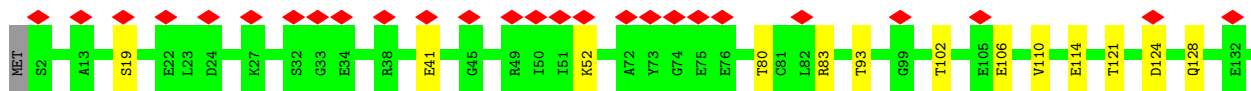
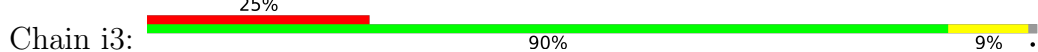
• Molecule 7: Allophycocyanin alpha subunit



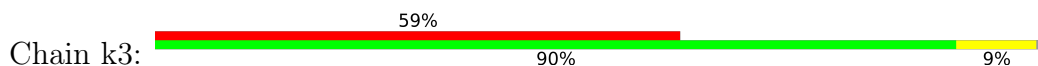
• Molecule 7: Allophycocyanin alpha subunit

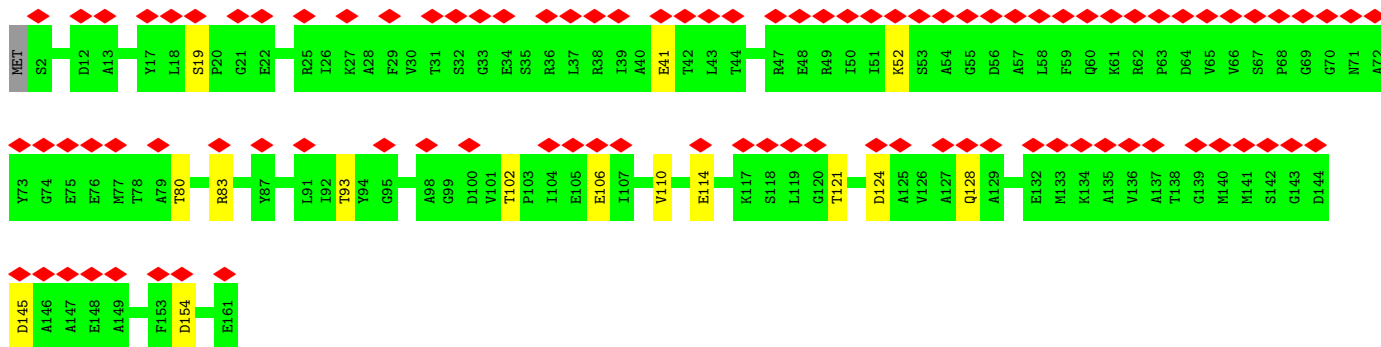


• Molecule 7: Allophycocyanin alpha subunit

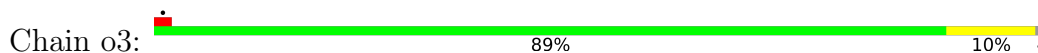


• Molecule 7: Allophycocyanin alpha subunit

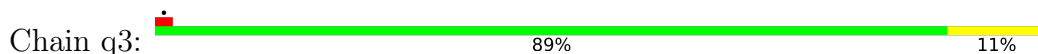




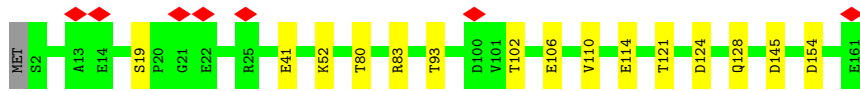
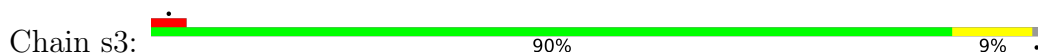
• Molecule 7: Allophycocyanin alpha subunit



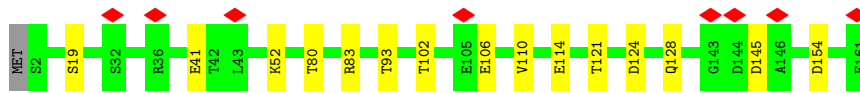
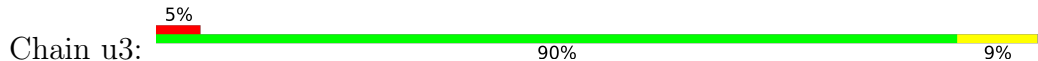
• Molecule 7: Allophycocyanin alpha subunit



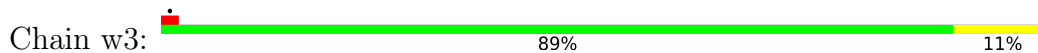
• Molecule 7: Allophycocyanin alpha subunit



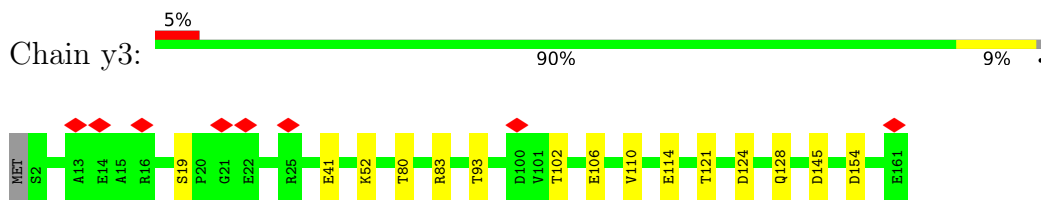
• Molecule 7: Allophycocyanin alpha subunit



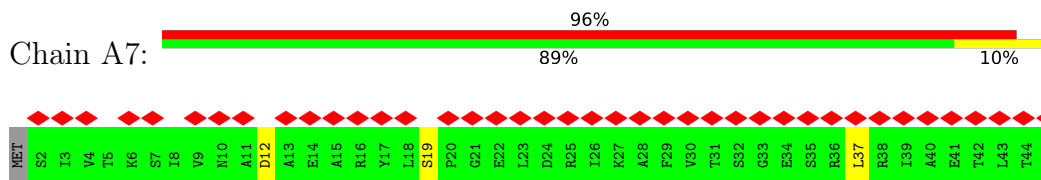
• Molecule 7: Allophycocyanin alpha subunit



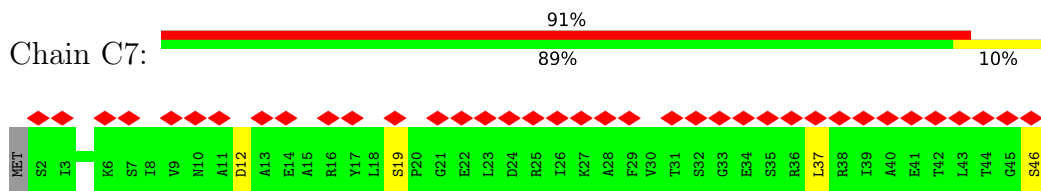
• Molecule 7: Allophycocyanin alpha subunit



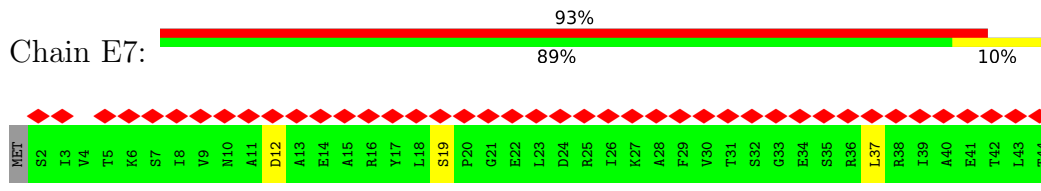
• Molecule 7: Allophycocyanin alpha subunit



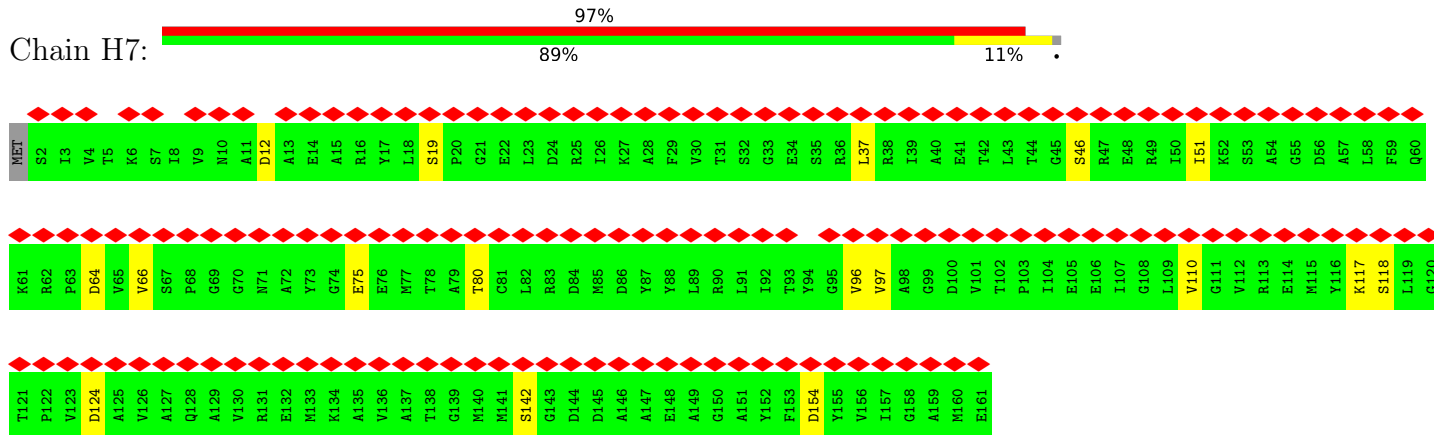
• Molecule 7: Allophycocyanin alpha subunit



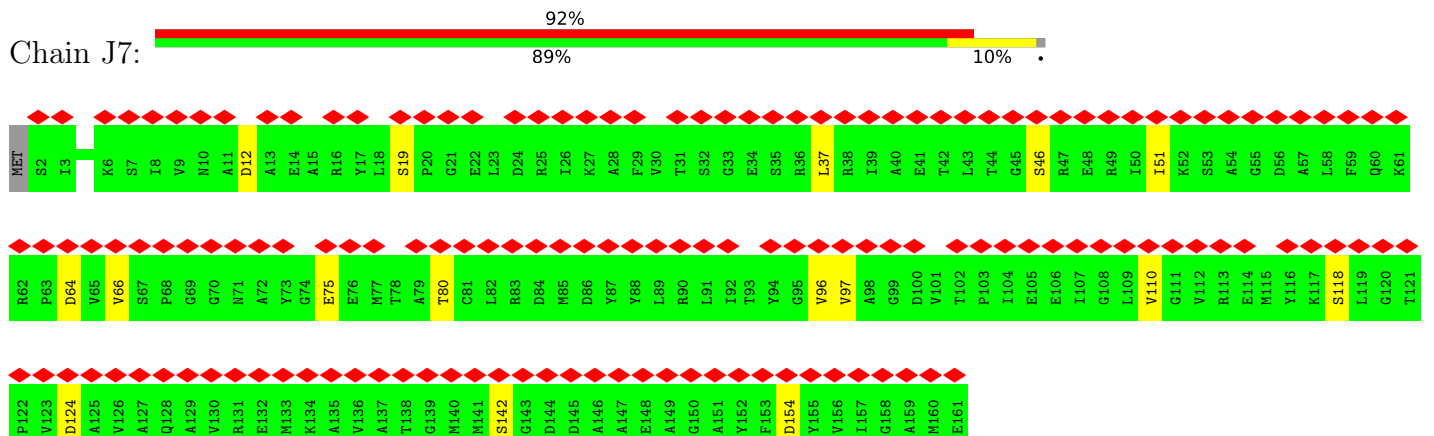
• Molecule 7: Allophycocyanin alpha subunit



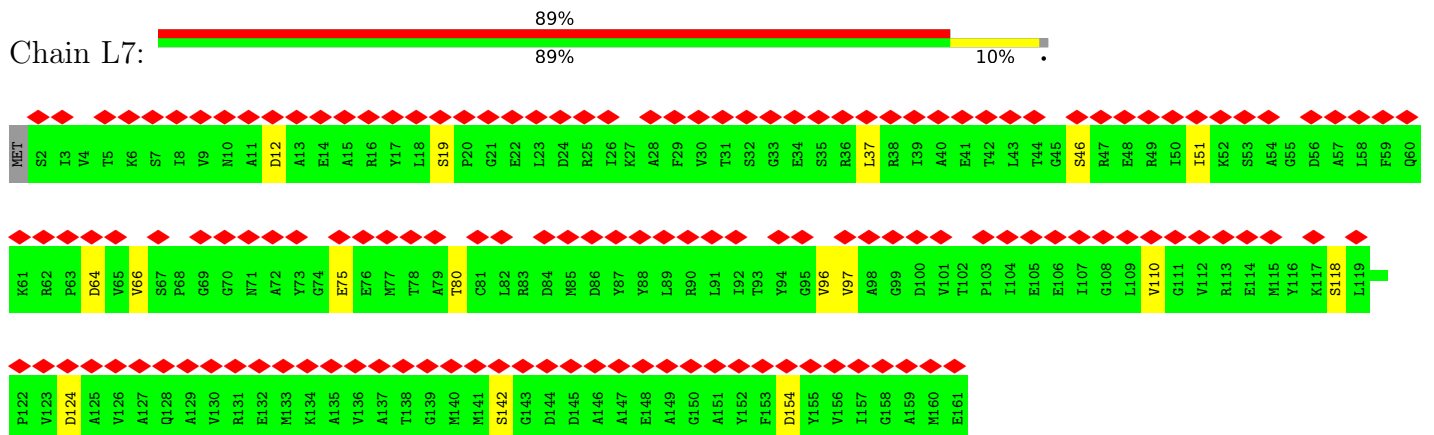
• Molecule 7: Allophycocyanin alpha subunit



• Molecule 7: Allophycocyanin alpha subunit

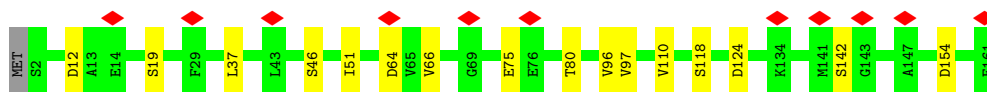


• Molecule 7: Allophycocyanin alpha subunit

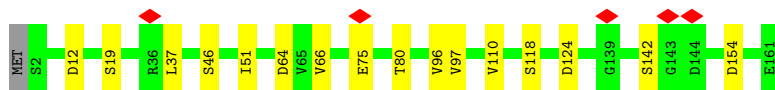
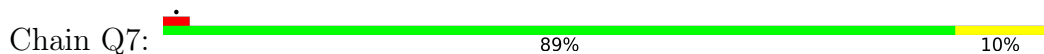


• Molecule 7: Allophycocyanin alpha subunit

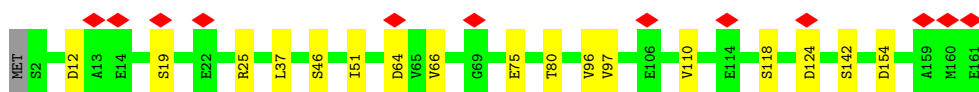
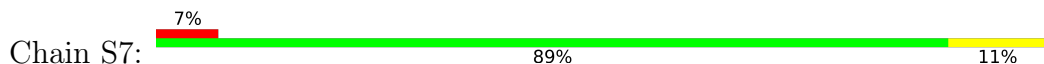




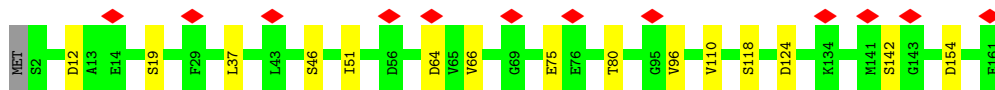
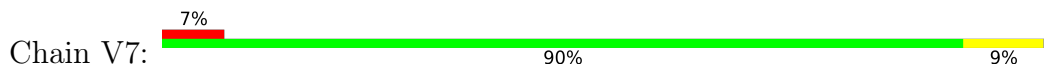
- Molecule 7: Allophycocyanin alpha subunit



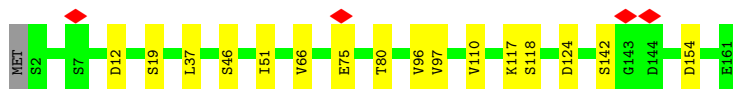
- Molecule 7: Allophycocyanin alpha subunit



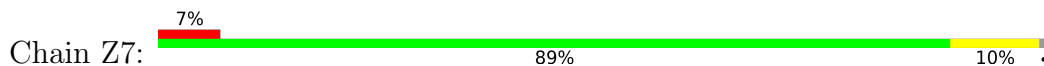
- Molecule 7: Allophycocyanin alpha subunit



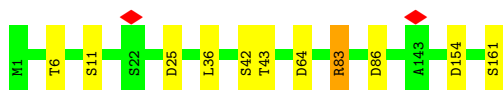
- Molecule 7: Allophycocyanin alpha subunit



- Molecule 7: Allophycocyanin alpha subunit



- Molecule 8: Allophycocyanin beta subunit



- Molecule 8: Allophycocyanin beta subunit

Chain J3:  94% 6%



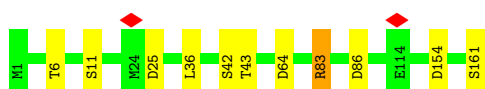
• Molecule 8: Allophycocyanin beta subunit

Chain L3:  93% 6%



• Molecule 8: Allophycocyanin beta subunit

Chain M3:  93% 6%

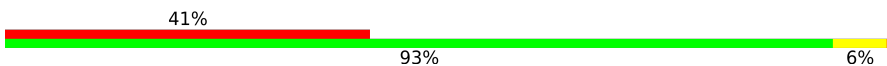


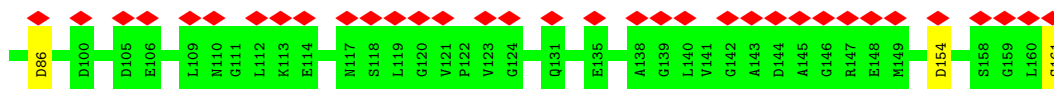
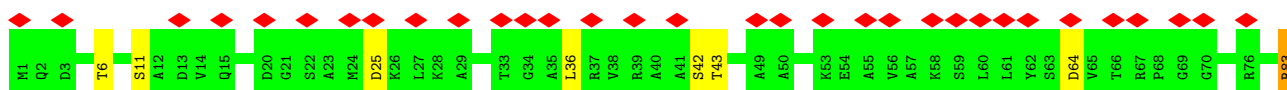
• Molecule 8: Allophycocyanin beta subunit

Chain O3:  93% 6%



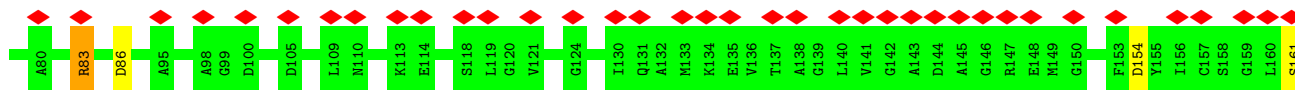
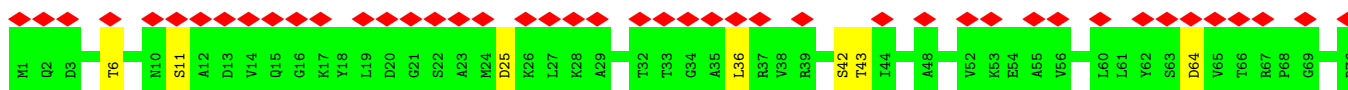
• Molecule 8: Allophycocyanin beta subunit

Chain S3:  41% 93% 6%

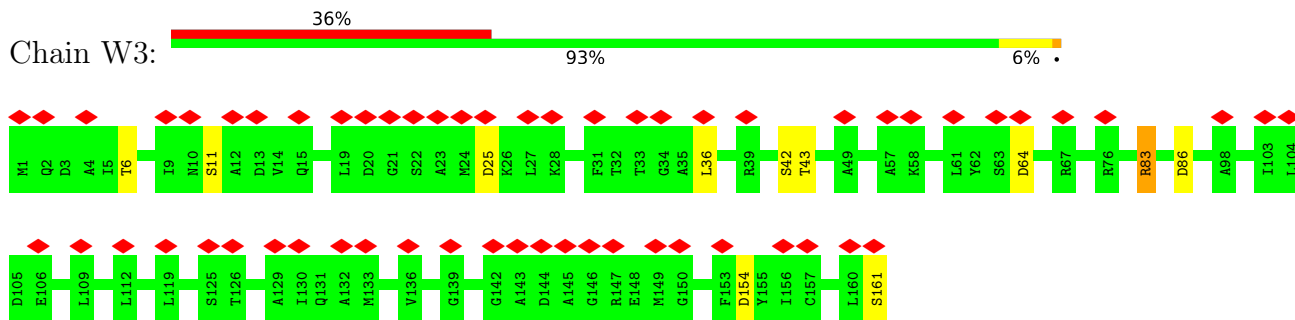


• Molecule 8: Allophycocyanin beta subunit

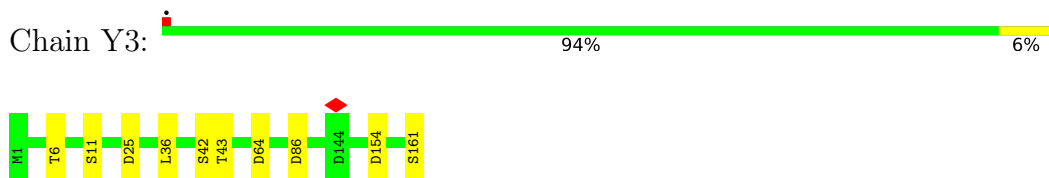
Chain U3:  50% 93% 6%



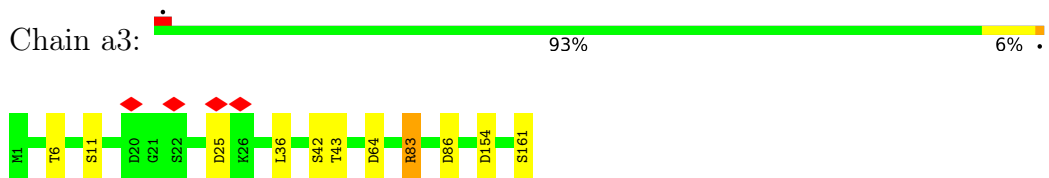
• Molecule 8: Allophycocyanin beta subunit



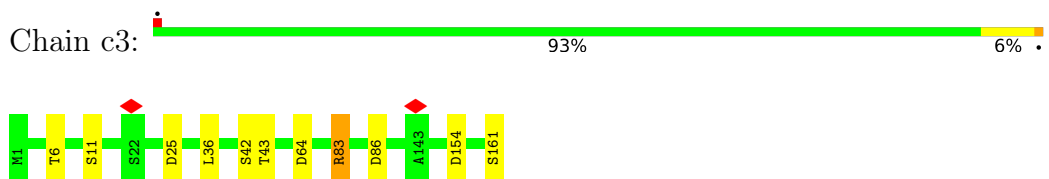
• Molecule 8: Allophycocyanin beta subunit



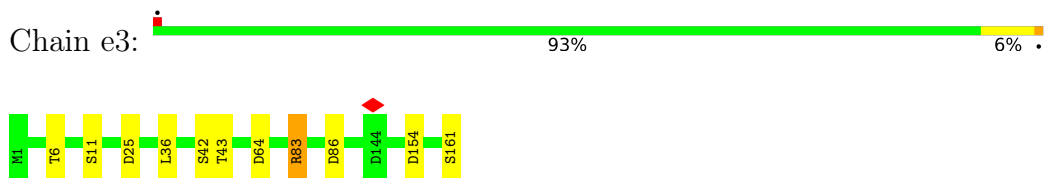
• Molecule 8: Allophycocyanin beta subunit



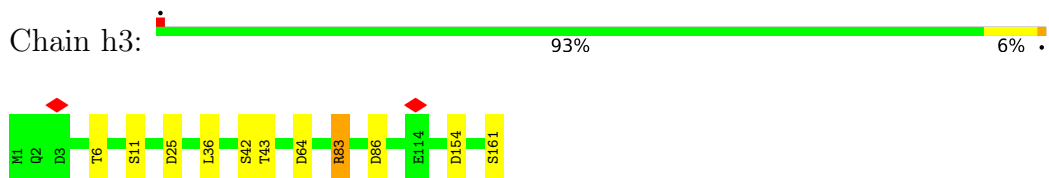
• Molecule 8: Allophycocyanin beta subunit



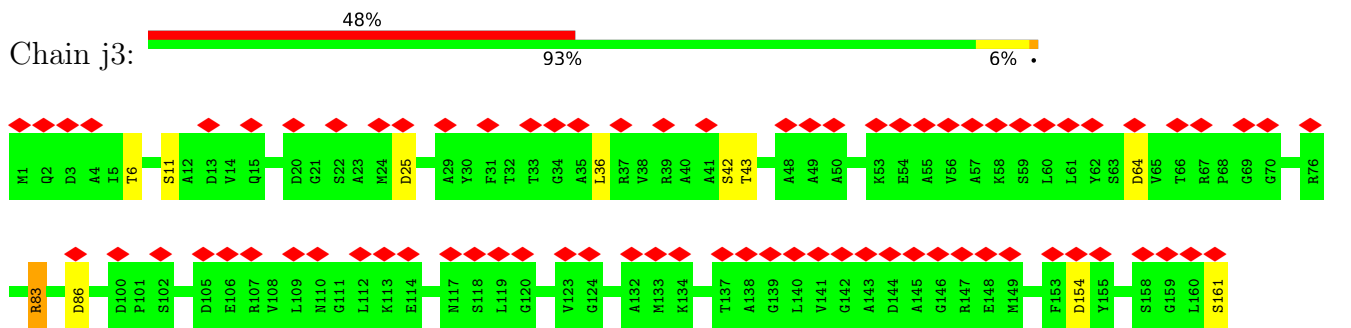
• Molecule 8: Allophycocyanin beta subunit



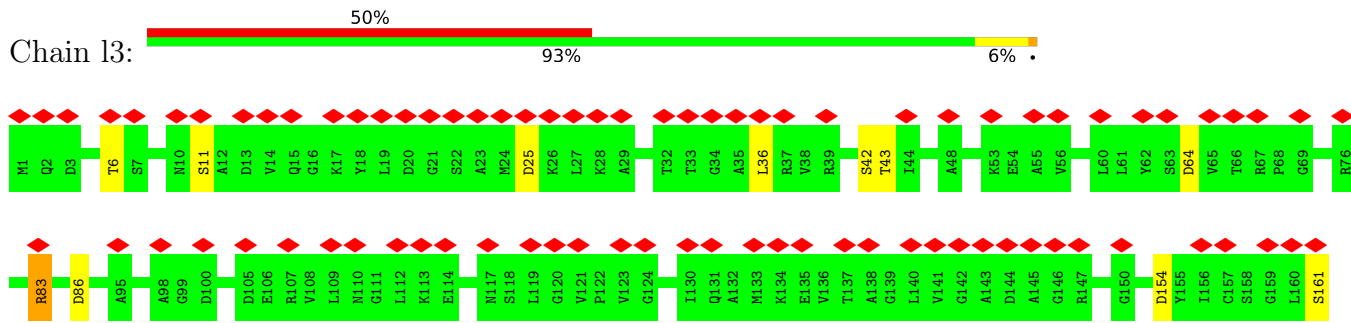
• Molecule 8: Allophycocyanin beta subunit



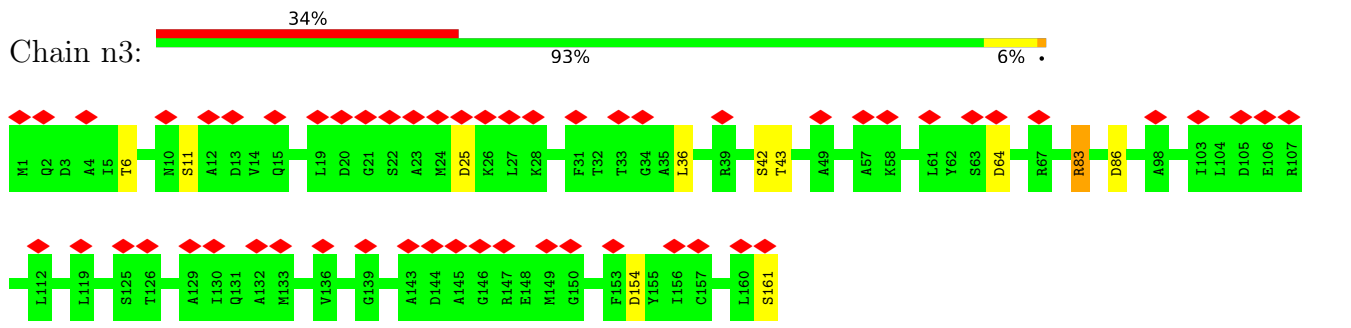
• Molecule 8: Allophycocyanin beta subunit



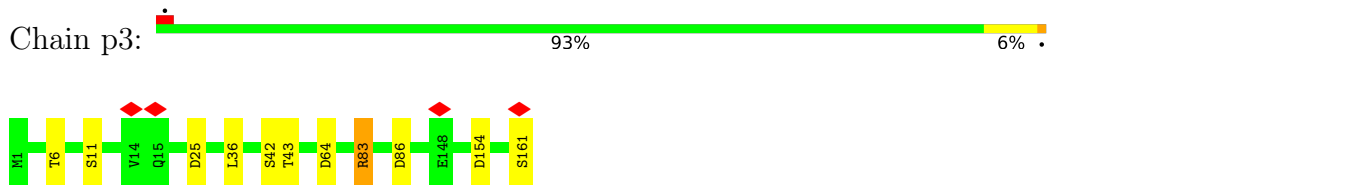
• Molecule 8: Allophycocyanin beta subunit



• Molecule 8: Allophycocyanin beta subunit



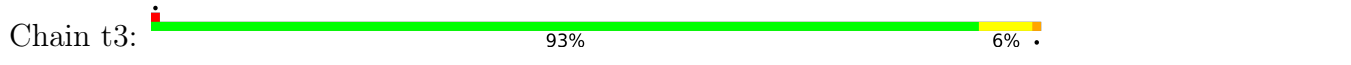
• Molecule 8: Allophycocyanin beta subunit

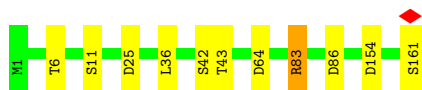


• Molecule 8: Allophycocyanin beta subunit

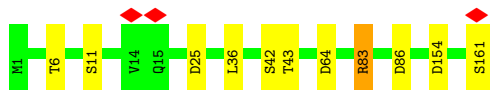


• Molecule 8: Allophycocyanin beta subunit

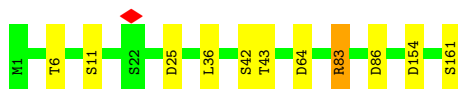




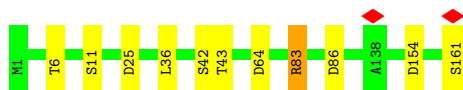
• Molecule 8: Allophycocyanin beta subunit



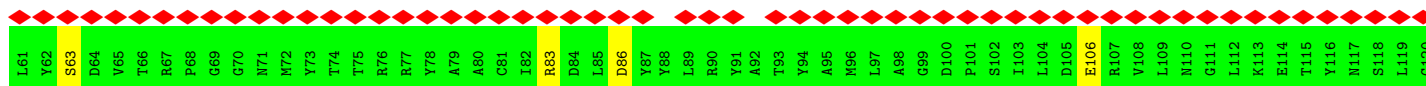
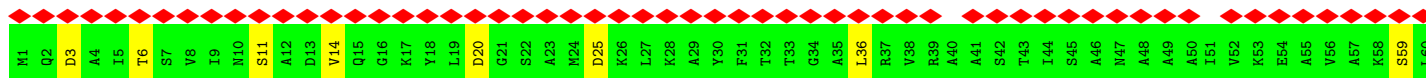
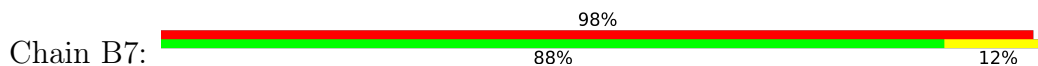
• Molecule 8: Allophycocyanin beta subunit



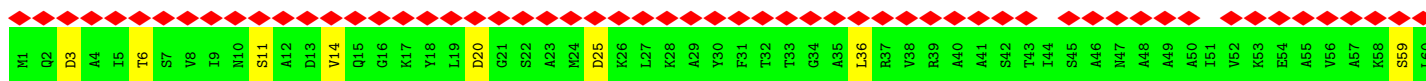
• Molecule 8: Allophycocyanin beta subunit

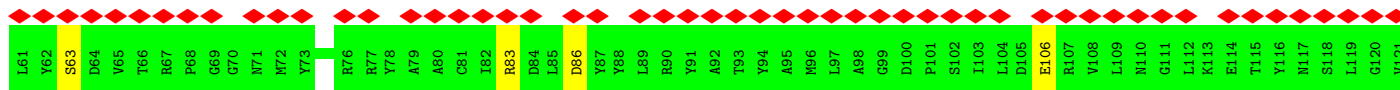


• Molecule 8: Allophycocyanin beta subunit

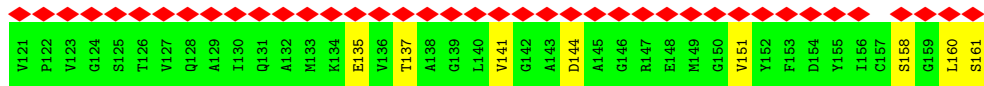
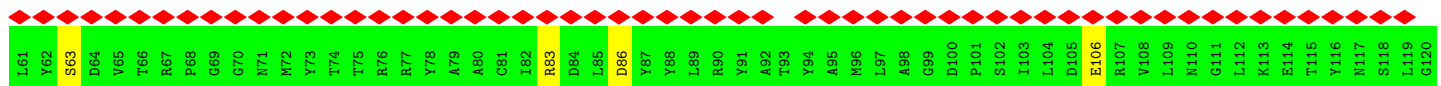
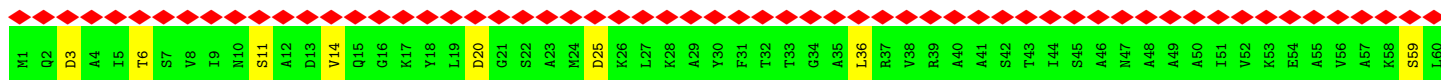
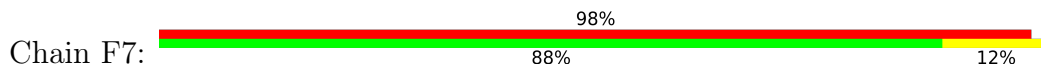


• Molecule 8: Allophycocyanin beta subunit

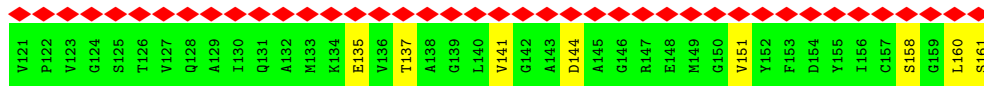
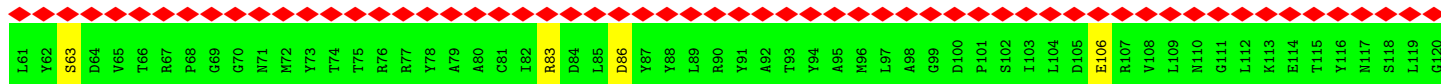
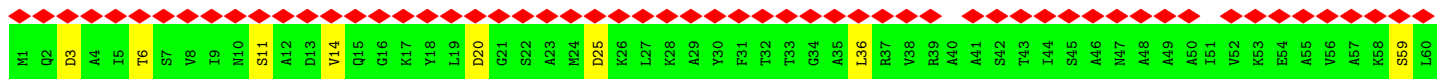
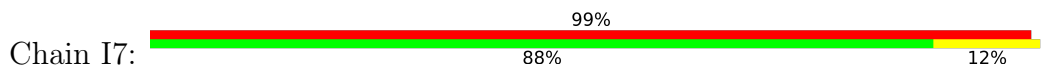




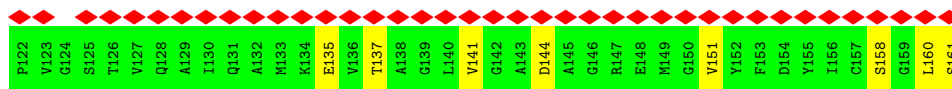
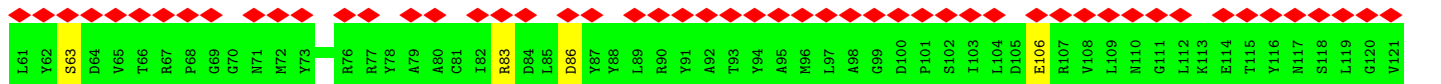

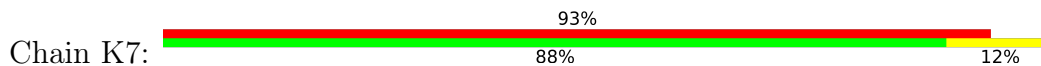
• Molecule 8: Allophycocyanin beta subunit



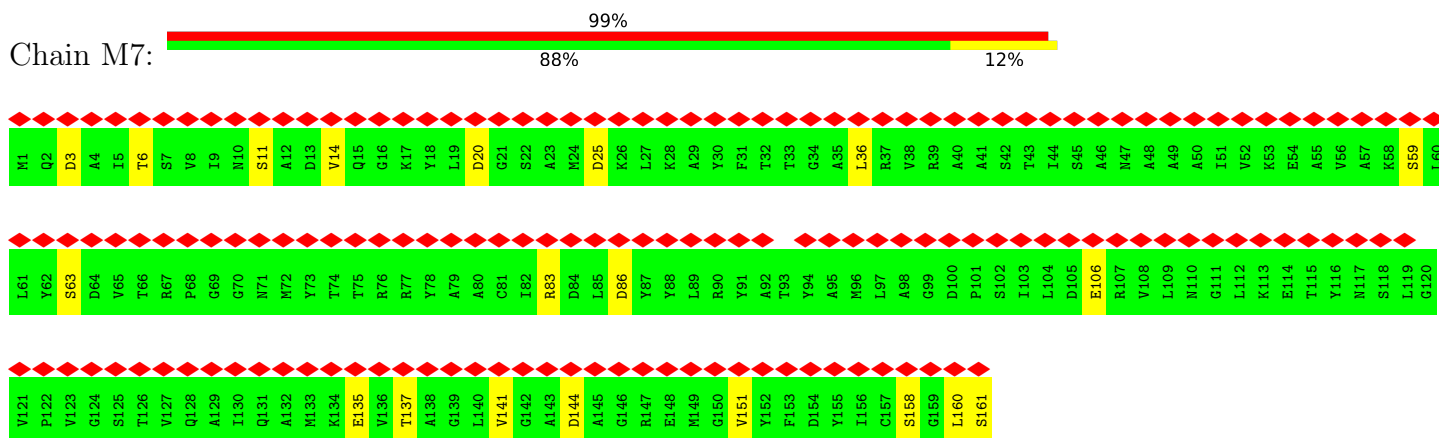
• Molecule 8: Allophycocyanin beta subunit



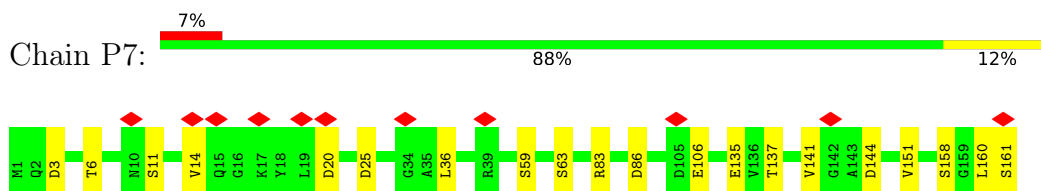
• Molecule 8: Allophycocyanin beta subunit



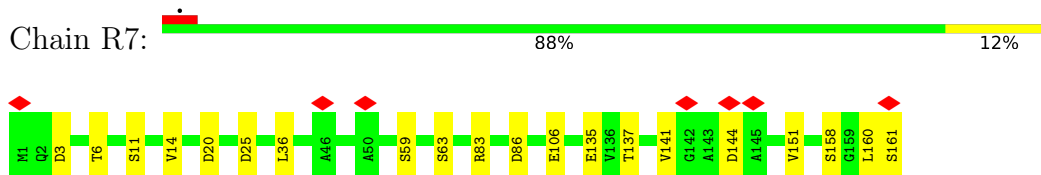
- Molecule 8: Allophycocyanin beta subunit



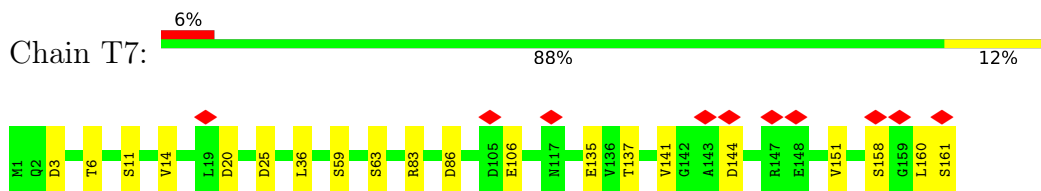
- Molecule 8: Allophycocyanin beta subunit



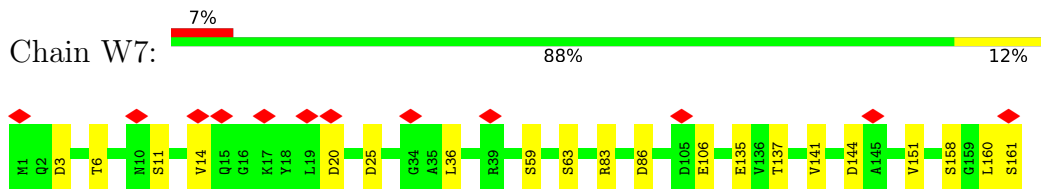
- Molecule 8: Allophycocyanin beta subunit



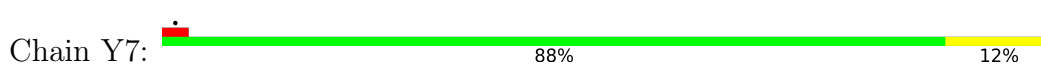
- Molecule 8: Allophycocyanin beta subunit

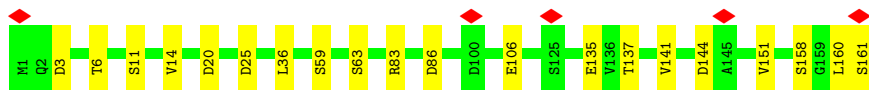


- Molecule 8: Allophycocyanin beta subunit

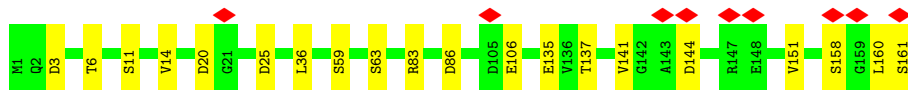
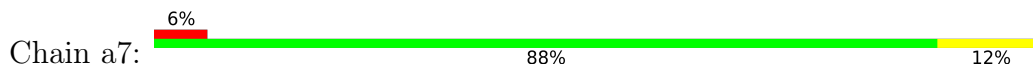


- Molecule 8: Allophycocyanin beta subunit





• Molecule 8: Allophycocyanin beta subunit



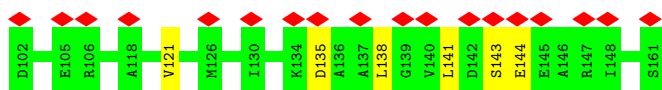
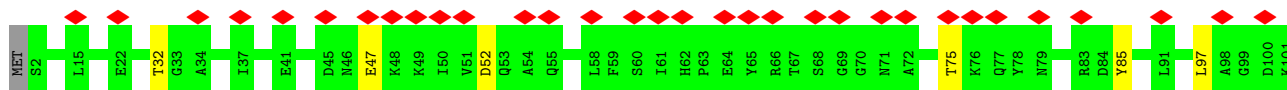
• Molecule 9: Allophycocyanin subunit beta-18



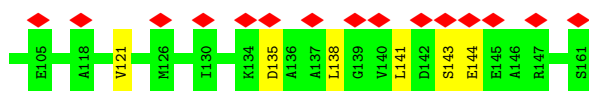
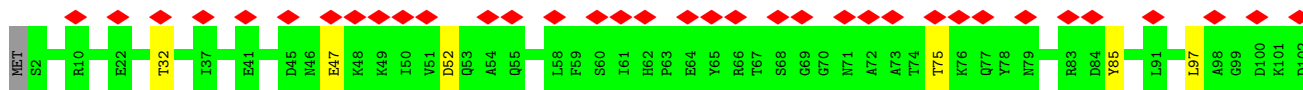
• Molecule 9: Allophycocyanin subunit beta-18



• Molecule 10: Allophycocyanin subunit alpha-B



• Molecule 10: Allophycocyanin subunit alpha-B



4 Experimental information

Property	Value	Source
EM reconstruction method	SINGLE PARTICLE	Depositor
Imposed symmetry	POINT, Not provided	
Number of particles used	64268	Depositor
Resolution determination method	FSC 0.143 CUT-OFF	Depositor
CTF correction method	PHASE FLIPPING AND AMPLITUDE CORRECTION	Depositor
Microscope	FEI TITAN KRIOS	Depositor
Voltage (kV)	300	Depositor
Electron dose ($e^-/\text{\AA}^2$)	64	Depositor
Minimum defocus (nm)	Not provided	
Maximum defocus (nm)	Not provided	
Magnification	Not provided	
Image detector	GATAN K2 SUMMIT (4k x 4k)	Depositor
Maximum map value	0.082	Depositor
Minimum map value	-0.028	Depositor
Average map value	-0.000	Depositor
Map value standard deviation	0.005	Depositor
Recommended contour level	0.0167	Depositor
Map size (Å)	527.5, 527.5, 527.5	wwPDB
Map dimensions	500, 500, 500	wwPDB
Map angles (°)	90.0, 90.0, 90.0	wwPDB
Pixel spacing (Å)	1.055, 1.055, 1.055	Depositor

5 Model quality

5.1 Standard geometry

Bond lengths and bond angles in the following residue types are not validated in this section: CYC

The Z score for a bond length (or angle) is the number of standard deviations the observed value is removed from the expected value. A bond length (or angle) with $|Z| > 5$ is considered an outlier worth inspection. RMSZ is the root-mean-square of all Z scores of the bond lengths (or angles).

Mol	Chain	Bond lengths		Bond angles	
		RMSZ	# Z >5	RMSZ	# Z >5
1	A1	0.62	2/1884 (0.1%)	0.81	7/2554 (0.3%)
1	A2	0.50	1/1909 (0.1%)	0.61	3/2588 (0.1%)
1	A4	0.64	4/1884 (0.2%)	0.73	4/2554 (0.2%)
1	A5	0.62	2/1884 (0.1%)	0.81	7/2554 (0.3%)
1	A6	0.50	1/1909 (0.1%)	0.60	3/2588 (0.1%)
1	A8	0.64	4/1884 (0.2%)	0.75	5/2554 (0.2%)
2	B1	0.40	0/1264	0.53	0/1718
2	B2	0.54	2/1264 (0.2%)	0.63	2/1718 (0.1%)
2	B4	0.64	4/1264 (0.3%)	0.99	8/1718 (0.5%)
2	B5	0.40	0/1264	0.53	0/1718
2	B6	0.54	2/1264 (0.2%)	0.63	2/1718 (0.1%)
2	B8	0.64	4/1264 (0.3%)	0.99	8/1718 (0.5%)
2	D1	0.40	0/1264	0.54	0/1718
2	D2	0.54	2/1264 (0.2%)	0.63	2/1718 (0.1%)
2	D4	0.64	4/1264 (0.3%)	0.99	8/1718 (0.5%)
2	D5	0.40	0/1264	0.54	0/1718
2	D6	0.54	2/1264 (0.2%)	0.63	2/1718 (0.1%)
2	D8	0.64	4/1264 (0.3%)	0.99	8/1718 (0.5%)
2	F1	0.41	0/1264	0.55	0/1718
2	F2	0.54	2/1264 (0.2%)	0.63	2/1718 (0.1%)
2	F4	0.65	4/1264 (0.3%)	1.00	8/1718 (0.5%)
2	F5	0.40	0/1264	0.55	0/1718
2	F6	0.54	2/1264 (0.2%)	0.63	2/1718 (0.1%)
2	F8	0.65	4/1264 (0.3%)	1.00	8/1718 (0.5%)
2	H1	0.40	0/1264	0.54	0/1718
2	H2	0.54	2/1264 (0.2%)	0.63	2/1718 (0.1%)
2	H4	0.64	4/1264 (0.3%)	0.99	8/1718 (0.5%)
2	H5	0.40	0/1264	0.54	0/1718
2	H6	0.54	2/1264 (0.2%)	0.63	2/1718 (0.1%)
2	H8	0.64	4/1264 (0.3%)	0.99	8/1718 (0.5%)
2	J1	0.40	0/1264	0.54	0/1718
2	J2	0.54	2/1264 (0.2%)	0.63	2/1718 (0.1%)

Mol	Chain	Bond lengths		Bond angles	
		RMSZ	# Z >5	RMSZ	# Z >5
2	J4	0.64	4/1264 (0.3%)	1.00	8/1718 (0.5%)
2	J5	0.40	0/1264	0.54	0/1718
2	J6	0.54	2/1264 (0.2%)	0.63	2/1718 (0.1%)
2	J8	0.65	4/1264 (0.3%)	1.00	8/1718 (0.5%)
2	L1	0.40	0/1264	0.54	0/1718
2	L2	0.54	2/1264 (0.2%)	0.63	2/1718 (0.1%)
2	L4	0.65	4/1264 (0.3%)	1.00	8/1718 (0.5%)
2	L5	0.40	0/1264	0.54	0/1718
2	L6	0.54	2/1264 (0.2%)	0.63	2/1718 (0.1%)
2	L8	0.64	4/1264 (0.3%)	1.00	8/1718 (0.5%)
2	O1	0.40	0/1256	0.54	0/1708
2	O2	0.54	2/1264 (0.2%)	0.63	2/1718 (0.1%)
2	O4	0.64	4/1264 (0.3%)	0.98	8/1718 (0.5%)
2	O5	0.40	0/1256	0.54	0/1708
2	O6	0.54	2/1264 (0.2%)	0.63	2/1718 (0.1%)
2	O8	0.64	4/1264 (0.3%)	0.98	8/1718 (0.5%)
2	Q1	0.40	0/1264	0.54	0/1718
2	Q2	0.54	2/1264 (0.2%)	0.63	2/1718 (0.1%)
2	Q4	0.64	4/1264 (0.3%)	0.99	8/1718 (0.5%)
2	Q5	0.40	0/1264	0.54	0/1718
2	Q6	0.54	2/1264 (0.2%)	0.63	2/1718 (0.1%)
2	Q8	0.64	4/1264 (0.3%)	0.99	8/1718 (0.5%)
2	S1	0.40	0/1264	0.54	0/1718
2	S2	0.54	2/1264 (0.2%)	0.63	2/1718 (0.1%)
2	S4	0.64	4/1264 (0.3%)	0.73	5/1718 (0.3%)
2	S5	0.40	0/1264	0.54	0/1718
2	S6	0.54	2/1264 (0.2%)	0.63	2/1718 (0.1%)
2	S8	0.64	4/1264 (0.3%)	0.73	5/1718 (0.3%)
2	U1	0.40	0/1264	0.55	0/1718
2	U2	0.54	2/1264 (0.2%)	0.63	2/1718 (0.1%)
2	U4	0.64	4/1264 (0.3%)	1.00	8/1718 (0.5%)
2	U5	0.40	0/1264	0.55	0/1718
2	U6	0.54	2/1264 (0.2%)	0.63	2/1718 (0.1%)
2	U8	0.64	4/1264 (0.3%)	1.00	8/1718 (0.5%)
2	W1	0.40	0/1264	0.55	0/1718
2	W2	0.54	2/1264 (0.2%)	0.63	2/1718 (0.1%)
2	W4	0.64	4/1264 (0.3%)	1.00	8/1718 (0.5%)
2	W5	0.40	0/1264	0.55	0/1718
2	W6	0.54	2/1264 (0.2%)	0.63	2/1718 (0.1%)
2	W8	0.64	4/1264 (0.3%)	1.00	8/1718 (0.5%)
2	Y1	0.40	0/1264	0.54	0/1718
2	Y2	0.54	2/1264 (0.2%)	0.63	2/1718 (0.1%)
2	Y4	0.64	4/1264 (0.3%)	1.00	8/1718 (0.5%)

Mol	Chain	Bond lengths		Bond angles	
		RMSZ	# Z >5	RMSZ	# Z >5
2	Y5	0.40	0/1264	0.54	0/1718
2	Y6	0.54	2/1264 (0.2%)	0.63	2/1718 (0.1%)
2	Y8	0.64	4/1264 (0.3%)	1.00	8/1718 (0.5%)
3	C1	0.39	0/1295	1.20	11/1751 (0.6%)
3	C2	0.41	0/1295	1.06	8/1751 (0.5%)
3	C4	0.50	1/1295 (0.1%)	1.06	4/1751 (0.2%)
3	C5	0.39	0/1295	1.20	11/1751 (0.6%)
3	C6	0.41	0/1295	1.07	8/1751 (0.5%)
3	C8	0.50	1/1295 (0.1%)	1.06	4/1751 (0.2%)
3	E1	0.39	0/1295	1.20	11/1751 (0.6%)
3	E2	0.41	0/1295	1.05	7/1751 (0.4%)
3	E4	0.51	1/1295 (0.1%)	1.06	4/1751 (0.2%)
3	E5	0.39	0/1295	1.20	11/1751 (0.6%)
3	E6	0.41	0/1295	1.05	7/1751 (0.4%)
3	E8	0.51	1/1295 (0.1%)	1.07	4/1751 (0.2%)
3	G1	0.39	0/1295	1.00	8/1751 (0.5%)
3	G2	0.40	0/1295	1.04	7/1751 (0.4%)
3	G4	0.51	1/1295 (0.1%)	1.06	4/1751 (0.2%)
3	G5	0.39	0/1295	1.00	8/1751 (0.5%)
3	G6	0.41	0/1295	1.04	7/1751 (0.4%)
3	G8	0.51	1/1295 (0.1%)	1.06	4/1751 (0.2%)
3	I1	0.39	0/1295	1.20	11/1751 (0.6%)
3	I2	0.41	0/1295	1.06	8/1751 (0.5%)
3	I4	0.52	1/1295 (0.1%)	1.07	4/1751 (0.2%)
3	I5	0.39	0/1295	1.20	11/1751 (0.6%)
3	I6	0.41	0/1295	1.06	8/1751 (0.5%)
3	I8	0.52	1/1295 (0.1%)	1.07	4/1751 (0.2%)
3	K1	0.39	0/1295	1.20	11/1751 (0.6%)
3	K2	0.39	0/1295	0.98	5/1751 (0.3%)
3	K4	0.52	1/1295 (0.1%)	1.08	4/1751 (0.2%)
3	K5	0.39	0/1295	1.20	11/1751 (0.6%)
3	K6	0.39	0/1295	0.98	5/1751 (0.3%)
3	K8	0.51	1/1295 (0.1%)	1.08	4/1751 (0.2%)
3	M1	0.39	0/1295	1.20	11/1751 (0.6%)
3	M2	0.40	0/1295	1.02	6/1751 (0.3%)
3	M4	0.50	1/1295 (0.1%)	1.05	3/1751 (0.2%)
3	M5	0.39	0/1295	1.20	11/1751 (0.6%)
3	M6	0.40	0/1295	1.02	6/1751 (0.3%)
3	M8	0.50	1/1295 (0.1%)	1.05	3/1751 (0.2%)
3	P1	0.39	0/1295	1.20	11/1751 (0.6%)
3	P2	0.40	0/1295	1.06	7/1751 (0.4%)
3	P4	0.51	1/1295 (0.1%)	0.66	1/1751 (0.1%)
3	P5	0.39	0/1295	1.20	11/1751 (0.6%)

Mol	Chain	Bond lengths		Bond angles	
		RMSZ	# Z >5	RMSZ	# Z >5
3	P6	0.40	0/1295	1.05	7/1751 (0.4%)
3	P8	0.51	1/1295 (0.1%)	0.66	1/1751 (0.1%)
3	R1	0.39	0/1295	1.20	11/1751 (0.6%)
3	R2	0.41	0/1295	1.03	6/1751 (0.3%)
3	R4	0.50	1/1295 (0.1%)	1.07	4/1751 (0.2%)
3	R5	0.39	0/1295	1.20	11/1751 (0.6%)
3	R6	0.41	0/1295	1.03	6/1751 (0.3%)
3	R8	0.50	1/1295 (0.1%)	1.07	4/1751 (0.2%)
3	T1	0.39	0/1295	1.20	11/1751 (0.6%)
3	T2	0.40	0/1295	1.01	6/1751 (0.3%)
3	T4	0.50	1/1295 (0.1%)	0.64	1/1751 (0.1%)
3	T5	0.39	0/1295	1.20	11/1751 (0.6%)
3	T6	0.40	0/1295	1.01	6/1751 (0.3%)
3	T8	0.50	1/1295 (0.1%)	0.64	1/1751 (0.1%)
3	V1	0.39	0/1295	1.20	11/1751 (0.6%)
3	V2	0.42	0/1295	0.69	5/1751 (0.3%)
3	V4	0.51	1/1295 (0.1%)	1.06	4/1751 (0.2%)
3	V5	0.39	0/1295	1.20	11/1751 (0.6%)
3	V6	0.42	0/1295	0.69	5/1751 (0.3%)
3	V8	0.51	1/1295 (0.1%)	1.06	4/1751 (0.2%)
3	X1	0.39	0/1295	1.20	11/1751 (0.6%)
3	X2	0.40	0/1295	1.03	6/1751 (0.3%)
3	X4	0.47	0/1295	1.04	4/1751 (0.2%)
3	X5	0.39	0/1295	1.20	11/1751 (0.6%)
3	X6	0.40	0/1295	1.03	6/1751 (0.3%)
3	X8	0.47	0/1295	1.04	4/1751 (0.2%)
3	Z1	0.39	0/1295	1.20	11/1751 (0.6%)
3	Z2	0.41	0/1295	1.05	7/1751 (0.4%)
3	Z4	0.47	0/1295	1.04	4/1751 (0.2%)
3	Z5	0.39	0/1295	1.20	11/1751 (0.6%)
3	Z6	0.41	0/1295	1.05	7/1751 (0.4%)
3	Z8	0.47	0/1295	1.04	4/1751 (0.2%)
4	N1	0.54	1/2313 (0.0%)	0.72	4/3133 (0.1%)
4	N2	0.56	1/2313 (0.0%)	0.77	6/3133 (0.2%)
4	N4	0.55	1/2313 (0.0%)	0.71	4/3133 (0.1%)
4	N5	0.54	1/2313 (0.0%)	0.72	4/3133 (0.1%)
4	N6	0.56	1/2313 (0.0%)	0.77	6/3133 (0.2%)
4	N8	0.55	1/2313 (0.0%)	0.71	4/3133 (0.1%)
4	a1	0.46	0/493	0.78	1/664 (0.2%)
4	a2	0.43	1/493 (0.2%)	0.61	0/664
4	a4	0.46	1/475 (0.2%)	0.72	0/640
4	a5	0.46	0/493	0.78	1/664 (0.2%)
4	a6	0.43	1/493 (0.2%)	0.61	0/664

Mol	Chain	Bond lengths		Bond angles	
		RMSZ	# Z >5	RMSZ	# Z >5
4	a8	0.46	1/475 (0.2%)	0.72	0/640
5	03	0.46	1/6727 (0.0%)	0.64	5/9089 (0.1%)
5	13	0.47	2/6727 (0.0%)	0.64	6/9089 (0.1%)
6	23	0.56	1/538 (0.2%)	0.70	1/721 (0.1%)
6	33	0.56	1/538 (0.2%)	0.70	1/721 (0.1%)
6	G7	0.42	0/538	0.66	1/721 (0.1%)
6	N7	0.34	0/546	0.62	0/731
6	U7	0.38	0/538	0.57	0/721
6	b7	0.38	0/538	0.59	0/721
7	A7	0.39	0/1214	0.52	0/1640
7	C7	0.39	0/1214	0.52	0/1640
7	E7	0.39	0/1214	0.52	0/1640
7	G3	0.35	0/1214	0.99	3/1640 (0.2%)
7	H7	0.39	0/1214	0.53	0/1640
7	I3	0.35	0/1214	0.99	3/1640 (0.2%)
7	J7	0.39	0/1214	0.52	0/1640
7	K3	0.35	0/1214	0.99	3/1640 (0.2%)
7	L7	0.39	0/1214	0.52	0/1640
7	N3	0.35	0/1214	0.99	3/1640 (0.2%)
7	O7	0.39	0/1214	0.52	0/1640
7	P3	0.35	0/1214	0.99	3/1640 (0.2%)
7	Q7	0.39	0/1214	0.52	0/1640
7	R3	0.35	0/1214	0.99	3/1640 (0.2%)
7	S7	0.39	0/1214	0.52	0/1640
7	T3	0.35	0/1214	0.99	3/1640 (0.2%)
7	V7	0.39	0/1214	0.52	0/1640
7	X3	0.35	0/1214	0.99	3/1640 (0.2%)
7	X7	0.39	0/1214	0.52	0/1640
7	Z3	0.35	0/1214	0.99	3/1640 (0.2%)
7	Z7	0.39	0/1214	0.52	0/1640
7	b3	0.35	0/1214	0.99	3/1640 (0.2%)
7	d3	0.35	0/1214	0.99	3/1640 (0.2%)
7	f3	0.35	0/1214	0.99	3/1640 (0.2%)
7	i3	0.35	0/1214	0.99	3/1640 (0.2%)
7	k3	0.35	0/1214	0.99	3/1640 (0.2%)
7	o3	0.35	0/1214	1.00	3/1640 (0.2%)
7	q3	0.35	0/1214	0.99	3/1640 (0.2%)
7	s3	0.35	0/1214	0.99	3/1640 (0.2%)
7	u3	0.35	0/1214	0.99	3/1640 (0.2%)
7	w3	0.35	0/1214	1.00	3/1640 (0.2%)
7	y3	0.35	0/1214	0.99	3/1640 (0.2%)
8	B7	0.41	0/1221	0.96	3/1653 (0.2%)
8	D7	0.41	0/1221	0.96	3/1653 (0.2%)

Mol	Chain	Bond lengths		Bond angles	
		RMSZ	# Z >5	RMSZ	# Z >5
8	F7	0.41	0/1221	0.96	3/1653 (0.2%)
8	H3	0.40	0/1221	0.85	3/1653 (0.2%)
8	I7	0.41	0/1221	0.95	3/1653 (0.2%)
8	J3	0.40	0/1221	0.51	0/1653
8	K7	0.41	0/1221	0.96	3/1653 (0.2%)
8	L3	0.40	0/1221	0.85	3/1653 (0.2%)
8	M3	0.40	0/1221	0.85	3/1653 (0.2%)
8	M7	0.41	0/1221	0.96	3/1653 (0.2%)
8	O3	0.40	0/1221	0.85	3/1653 (0.2%)
8	P7	0.41	0/1221	0.96	3/1653 (0.2%)
8	R7	0.41	0/1221	0.96	3/1653 (0.2%)
8	S3	0.40	0/1221	0.85	3/1653 (0.2%)
8	T7	0.41	0/1221	0.95	3/1653 (0.2%)
8	U3	0.40	0/1221	0.85	3/1653 (0.2%)
8	W3	0.40	0/1221	0.85	3/1653 (0.2%)
8	W7	0.41	0/1221	0.96	3/1653 (0.2%)
8	Y3	0.40	0/1221	0.51	0/1653
8	Y7	0.41	0/1221	0.96	3/1653 (0.2%)
8	a3	0.40	0/1221	0.85	3/1653 (0.2%)
8	a7	0.41	0/1221	0.96	3/1653 (0.2%)
8	c3	0.40	0/1221	0.85	3/1653 (0.2%)
8	e3	0.40	0/1221	0.85	3/1653 (0.2%)
8	h3	0.40	0/1221	0.85	3/1653 (0.2%)
8	j3	0.40	0/1221	0.85	3/1653 (0.2%)
8	l3	0.40	0/1221	0.85	3/1653 (0.2%)
8	n3	0.40	0/1221	0.85	3/1653 (0.2%)
8	p3	0.40	0/1221	0.85	3/1653 (0.2%)
8	r3	0.40	0/1221	0.85	3/1653 (0.2%)
8	t3	0.40	0/1221	0.85	3/1653 (0.2%)
8	v3	0.40	0/1221	0.85	3/1653 (0.2%)
8	x3	0.40	0/1221	0.85	3/1653 (0.2%)
8	z3	0.40	0/1221	0.85	3/1653 (0.2%)
9	Q3	0.40	0/1334	0.59	0/1806
9	g3	0.40	0/1334	0.59	0/1806
10	V3	0.40	0/1255	0.59	0/1698
10	m3	0.40	0/1255	0.59	0/1698
All	All	0.47	193/314616 (0.1%)	0.87	959/426078 (0.2%)

Chiral center outliers are detected by calculating the chiral volume of a chiral center and verifying if the center is modelled as a planar moiety or with the opposite hand. A planarity outlier is detected by checking planarity of atoms in a peptide group, atoms in a mainchain group or atoms of a sidechain that are expected to be planar.

Mol	Chain	#Chirality outliers	#Planarity outliers
1	A1	0	1
1	A2	0	1
1	A4	0	1
1	A5	0	1
1	A6	0	1
1	A8	0	1
2	W1	0	1
2	W5	0	1
3	C2	0	1
3	C6	0	1
3	E2	0	1
3	E6	0	1
3	G2	0	1
3	G6	0	1
3	K2	0	1
3	K6	0	1
3	R2	0	1
3	R6	0	1
3	T2	0	1
3	T6	0	1
3	V2	0	1
3	V6	0	1
3	Z2	0	1
3	Z6	0	1
4	N1	0	1
4	N5	0	1
4	a4	0	1
4	a8	0	1
5	03	0	1
5	13	0	2
6	N7	0	1
All	All	0	32

All (193) bond length outliers are listed below:

Mol	Chain	Res	Type	Atoms	Z	Observed(Å)	Ideal(Å)
2	H4	28	TYR	CB-CG	10.22	1.67	1.51
2	L4	28	TYR	CB-CG	10.21	1.67	1.51
2	B4	28	TYR	CZ-OH	10.21	1.55	1.37
2	H4	28	TYR	CZ-OH	10.20	1.55	1.37
2	O4	28	TYR	CB-CG	10.20	1.67	1.51
2	O8	28	TYR	CB-CG	10.19	1.67	1.51
2	L4	28	TYR	CZ-OH	10.19	1.55	1.37

Continued on next page...

Continued from previous page...

Mol	Chain	Res	Type	Atoms	Z	Observed(Å)	Ideal(Å)
2	W8	28	TYR	CZ-OH	10.19	1.55	1.37
2	H8	28	TYR	CZ-OH	10.18	1.55	1.37
2	F4	28	TYR	CB-CG	10.18	1.67	1.51
2	S4	28	TYR	CB-CG	10.18	1.67	1.51
2	U4	28	TYR	CZ-OH	10.18	1.55	1.37
2	S8	28	TYR	CB-CG	10.18	1.67	1.51
2	S4	28	TYR	CZ-OH	10.17	1.55	1.37
2	B8	28	TYR	CZ-OH	10.17	1.55	1.37
2	F8	28	TYR	CZ-OH	10.17	1.55	1.37
2	H8	28	TYR	CB-CG	10.17	1.67	1.51
2	F4	28	TYR	CZ-OH	10.17	1.55	1.37
2	L8	28	TYR	CB-CG	10.17	1.67	1.51
2	Y4	28	TYR	CZ-OH	10.17	1.55	1.37
2	U8	28	TYR	CB-CG	10.16	1.66	1.51
2	J8	28	TYR	CZ-OH	10.16	1.55	1.37
2	F8	28	TYR	CB-CG	10.15	1.66	1.51
2	D4	28	TYR	CZ-OH	10.15	1.55	1.37
2	L8	28	TYR	CZ-OH	10.15	1.55	1.37
2	Q8	28	TYR	CB-CG	10.15	1.66	1.51
2	J4	28	TYR	CZ-OH	10.15	1.55	1.37
2	W4	28	TYR	CB-CG	10.15	1.66	1.51
2	Y8	28	TYR	CZ-OH	10.15	1.55	1.37
2	W4	28	TYR	CZ-OH	10.15	1.55	1.37
2	O8	28	TYR	CZ-OH	10.15	1.55	1.37
2	D8	28	TYR	CZ-OH	10.14	1.55	1.37
2	S8	28	TYR	CZ-OH	10.14	1.55	1.37
2	Y8	28	TYR	CB-CG	10.14	1.66	1.51
2	U8	28	TYR	CZ-OH	10.14	1.55	1.37
2	W8	28	TYR	CB-CG	10.13	1.66	1.51
2	B4	28	TYR	CB-CG	10.13	1.66	1.51
2	D8	28	TYR	CB-CG	10.13	1.66	1.51
2	O4	28	TYR	CZ-OH	10.13	1.55	1.37
2	Y4	28	TYR	CB-CG	10.12	1.66	1.51
2	J8	28	TYR	CB-CG	10.12	1.66	1.51
2	Q4	28	TYR	CB-CG	10.12	1.66	1.51
2	Q8	28	TYR	CZ-OH	10.12	1.55	1.37
2	U4	28	TYR	CB-CG	10.12	1.66	1.51
2	B8	28	TYR	CB-CG	10.11	1.66	1.51
2	Q4	28	TYR	CZ-OH	10.10	1.55	1.37
2	D4	28	TYR	CB-CG	10.10	1.66	1.51
2	J4	28	TYR	CB-CG	10.09	1.66	1.51
2	L6	28	TYR	CZ-OH	9.17	1.53	1.37

Continued on next page...

Continued from previous page...

Mol	Chain	Res	Type	Atoms	Z	Observed(Å)	Ideal(Å)
2	J6	28	TYR	CZ-OH	9.15	1.53	1.37
2	F6	28	TYR	CZ-OH	9.13	1.53	1.37
2	L2	28	TYR	CZ-OH	9.13	1.53	1.37
2	D6	28	TYR	CZ-OH	9.12	1.53	1.37
2	J2	28	TYR	CZ-OH	9.12	1.53	1.37
2	U2	28	TYR	CZ-OH	9.12	1.53	1.37
2	H2	28	TYR	CZ-OH	9.12	1.53	1.37
2	S6	28	TYR	CZ-OH	9.11	1.53	1.37
2	F2	28	TYR	CZ-OH	9.11	1.53	1.37
2	W2	28	TYR	CZ-OH	9.11	1.53	1.37
2	D2	28	TYR	CZ-OH	9.11	1.53	1.37
2	H6	28	TYR	CZ-OH	9.11	1.53	1.37
2	W6	28	TYR	CZ-OH	9.11	1.53	1.37
2	U6	28	TYR	CZ-OH	9.10	1.53	1.37
2	S2	28	TYR	CZ-OH	9.08	1.53	1.37
2	Y2	28	TYR	CZ-OH	9.07	1.53	1.37
2	B2	28	TYR	CZ-OH	9.06	1.53	1.37
2	B6	28	TYR	CZ-OH	9.05	1.53	1.37
2	Y6	28	TYR	CZ-OH	9.05	1.53	1.37
2	O2	28	TYR	CZ-OH	9.05	1.53	1.37
2	Q2	28	TYR	CZ-OH	9.04	1.53	1.37
2	O6	28	TYR	CZ-OH	9.04	1.53	1.37
2	Q6	28	TYR	CZ-OH	9.03	1.53	1.37
2	H4	28	TYR	CD1-CE1	8.13	1.51	1.39
2	D8	28	TYR	CD1-CE1	8.12	1.51	1.39
2	B8	28	TYR	CD1-CE1	8.12	1.51	1.39
2	B4	28	TYR	CD1-CE1	8.11	1.51	1.39
2	Q4	28	TYR	CD1-CE1	8.12	1.51	1.39
2	Q8	28	TYR	CD1-CE1	8.12	1.51	1.39
2	L8	28	TYR	CD1-CE1	8.11	1.51	1.39
2	J8	28	TYR	CD1-CE1	8.10	1.51	1.39
2	U4	28	TYR	CD1-CE1	8.10	1.51	1.39
2	Y4	28	TYR	CD1-CE1	8.10	1.51	1.39
2	U8	28	TYR	CD1-CE1	8.09	1.51	1.39
2	W8	28	TYR	CD1-CE1	8.09	1.51	1.39
2	H8	28	TYR	CD1-CE1	8.09	1.51	1.39
2	D4	28	TYR	CD1-CE1	8.08	1.51	1.39
2	J4	28	TYR	CD1-CE1	8.08	1.51	1.39
2	O4	28	TYR	CD1-CE1	8.08	1.51	1.39
2	W4	28	TYR	CD1-CE1	8.07	1.51	1.39
2	L4	28	TYR	CD1-CE1	8.07	1.51	1.39
2	S4	28	TYR	CD1-CE1	8.07	1.51	1.39

Continued on next page...

Continued from previous page...

Mol	Chain	Res	Type	Atoms	Z	Observed(Å)	Ideal(Å)
2	S8	28	TYR	CD1-CE1	8.06	1.51	1.39
2	Y8	28	TYR	CD1-CE1	8.06	1.51	1.39
2	O8	28	TYR	CD1-CE1	8.05	1.51	1.39
2	F8	28	TYR	CD1-CE1	8.04	1.51	1.39
2	F4	28	TYR	CD1-CE1	8.01	1.51	1.39
1	A4	191	PHE	CB-CG	-7.00	1.39	1.51
1	A8	191	PHE	CB-CG	-7.00	1.39	1.51
2	F6	28	TYR	CD2-CE2	6.99	1.49	1.39
2	S6	28	TYR	CD2-CE2	6.96	1.49	1.39
2	B2	28	TYR	CD2-CE2	6.96	1.49	1.39
2	F2	28	TYR	CD2-CE2	6.96	1.49	1.39
2	H6	28	TYR	CD2-CE2	6.96	1.49	1.39
2	S2	28	TYR	CD2-CE2	6.95	1.49	1.39
2	J2	28	TYR	CD2-CE2	6.95	1.49	1.39
2	L6	28	TYR	CD2-CE2	6.95	1.49	1.39
2	U2	28	TYR	CD2-CE2	6.94	1.49	1.39
2	U6	28	TYR	CD2-CE2	6.94	1.49	1.39
2	B6	28	TYR	CD2-CE2	6.93	1.49	1.39
2	H2	28	TYR	CD2-CE2	6.93	1.49	1.39
2	Y2	28	TYR	CD2-CE2	6.93	1.49	1.39
2	O6	28	TYR	CD2-CE2	6.92	1.49	1.39
2	Q6	28	TYR	CD2-CE2	6.92	1.49	1.39
2	O2	28	TYR	CD2-CE2	6.91	1.49	1.39
2	L2	28	TYR	CD2-CE2	6.91	1.49	1.39
2	D6	28	TYR	CD2-CE2	6.91	1.49	1.39
2	Y6	28	TYR	CD2-CE2	6.91	1.49	1.39
2	Q2	28	TYR	CD2-CE2	6.90	1.49	1.39
2	D2	28	TYR	CD2-CE2	6.90	1.49	1.39
2	J6	28	TYR	CD2-CE2	6.90	1.49	1.39
2	W2	28	TYR	CD2-CE2	6.89	1.49	1.39
2	W6	28	TYR	CD2-CE2	6.89	1.49	1.39
1	A5	20	TYR	CA-CB	-6.68	1.39	1.53
1	A1	20	TYR	CA-CB	-6.66	1.39	1.53
5	03	489	ASN	CG-ND2	6.58	1.49	1.32
5	13	489	ASN	CG-ND2	6.55	1.49	1.32
6	23	37	PHE	CB-CG	-6.46	1.40	1.51
6	33	37	PHE	CB-CG	-6.43	1.40	1.51
1	A5	127	ILE	CG1-CD1	6.31	1.94	1.50
1	A1	127	ILE	CG1-CD1	6.31	1.94	1.50
1	A6	21	THR	C-N	-5.73	1.20	1.34
1	A2	21	THR	C-N	-5.73	1.20	1.34
4	N6	2	PRO	N-CA	5.71	1.56	1.47

Continued on next page...

Continued from previous page...

Mol	Chain	Res	Type	Atoms	Z	Observed(Å)	Ideal(Å)
3	I8	41	VAL	CB-CG2	-5.67	1.41	1.52
4	N2	2	PRO	N-CA	5.67	1.56	1.47
3	T4	41	VAL	CB-CG2	-5.67	1.41	1.52
3	C8	41	VAL	CB-CG2	-5.66	1.41	1.52
3	I4	41	VAL	CB-CG2	-5.66	1.41	1.52
3	C4	41	VAL	CB-CG2	-5.66	1.41	1.52
3	P4	41	VAL	CB-CG2	-5.65	1.41	1.52
3	R8	41	VAL	CB-CG2	-5.65	1.41	1.52
3	T8	41	VAL	CB-CG2	-5.64	1.41	1.52
3	G8	41	VAL	CB-CG2	-5.64	1.41	1.52
3	V8	41	VAL	CB-CG2	-5.64	1.41	1.52
1	A4	181	TYR	CD2-CE2	-5.63	1.30	1.39
3	E4	41	VAL	CB-CG2	-5.63	1.41	1.52
3	G4	41	VAL	CB-CG2	-5.63	1.41	1.52
3	R4	41	VAL	CB-CG2	-5.63	1.41	1.52
3	K8	41	VAL	CB-CG2	-5.63	1.41	1.52
3	P8	41	VAL	CB-CG2	-5.63	1.41	1.52
3	M4	41	VAL	CB-CG2	-5.62	1.41	1.52
3	K4	41	VAL	CB-CG2	-5.61	1.41	1.52
3	E8	41	VAL	CB-CG2	-5.61	1.41	1.52
3	M8	41	VAL	CB-CG2	-5.60	1.41	1.52
3	V4	41	VAL	CB-CG2	-5.59	1.41	1.52
1	A8	181	TYR	CD2-CE2	-5.58	1.30	1.39
2	J4	28	TYR	CD2-CE2	5.33	1.47	1.39
2	U4	28	TYR	CD2-CE2	5.32	1.47	1.39
2	B4	28	TYR	CD2-CE2	5.31	1.47	1.39
2	U8	28	TYR	CD2-CE2	5.31	1.47	1.39
2	W4	28	TYR	CD2-CE2	5.31	1.47	1.39
4	a8	251	TYR	C-N	5.31	1.44	1.34
2	F4	28	TYR	CD2-CE2	5.31	1.47	1.39
2	J8	28	TYR	CD2-CE2	5.31	1.47	1.39
2	B8	28	TYR	CD2-CE2	5.30	1.47	1.39
2	S4	28	TYR	CD2-CE2	5.30	1.47	1.39
2	W8	28	TYR	CD2-CE2	5.30	1.47	1.39
2	F8	28	TYR	CD2-CE2	5.29	1.47	1.39
2	O8	28	TYR	CD2-CE2	5.29	1.47	1.39
4	N5	263	VAL	CB-CG1	-5.29	1.41	1.52
2	Q4	28	TYR	CD2-CE2	5.28	1.47	1.39
2	H8	28	TYR	CD2-CE2	5.28	1.47	1.39
2	S8	28	TYR	CD2-CE2	5.28	1.47	1.39
2	Y4	28	TYR	CD2-CE2	5.28	1.47	1.39
1	A8	181	TYR	CE1-CZ	-5.28	1.31	1.38

Continued on next page...

Continued from previous page...

Mol	Chain	Res	Type	Atoms	Z	Observed(Å)	Ideal(Å)
4	N1	263	VAL	CB-CG1	-5.28	1.41	1.52
1	A4	181	TYR	CE1-CZ	-5.27	1.31	1.38
4	a4	251	TYR	C-N	5.26	1.44	1.34
2	Q8	28	TYR	CD2-CE2	5.26	1.47	1.39
2	D4	28	TYR	CD2-CE2	5.26	1.47	1.39
2	H4	28	TYR	CD2-CE2	5.26	1.47	1.39
2	O4	28	TYR	CD2-CE2	5.26	1.47	1.39
2	D8	28	TYR	CD2-CE2	5.26	1.47	1.39
2	Y8	28	TYR	CD2-CE2	5.24	1.47	1.39
2	L8	28	TYR	CD2-CE2	5.22	1.47	1.39
4	N8	238	VAL	CB-CG1	-5.20	1.42	1.52
2	L4	28	TYR	CD2-CE2	5.19	1.47	1.39
4	N4	238	VAL	CB-CG1	-5.17	1.42	1.52
4	a2	251	TYR	C-N	5.12	1.44	1.34
1	A4	191	PHE	CD1-CE1	-5.12	1.29	1.39
1	A8	191	PHE	CD1-CE1	-5.09	1.29	1.39
5	13	273	GLU	CG-CD	-5.09	1.44	1.51
4	a6	251	TYR	C-N	5.08	1.43	1.34

All (959) bond angle outliers are listed below:

Mol	Chain	Res	Type	Atoms	Z	Observed(°)	Ideal(°)
3	I6	84	ARG	NE-CZ-NH2	24.22	132.41	120.30
3	I2	84	ARG	NE-CZ-NH2	24.21	132.41	120.30
3	X2	84	ARG	NE-CZ-NH2	24.21	132.40	120.30
3	R2	84	ARG	NE-CZ-NH2	24.19	132.40	120.30
3	Z2	84	ARG	NE-CZ-NH2	24.18	132.39	120.30
3	R6	84	ARG	NE-CZ-NH2	24.17	132.38	120.30
3	M2	84	ARG	NE-CZ-NH2	24.14	132.37	120.30
3	X6	84	ARG	NE-CZ-NH2	24.13	132.37	120.30
3	M6	84	ARG	NE-CZ-NH2	24.13	132.36	120.30
3	C6	84	ARG	NE-CZ-NH2	24.12	132.36	120.30
3	T2	84	ARG	NE-CZ-NH2	24.11	132.36	120.30
3	E2	84	ARG	NE-CZ-NH2	24.11	132.35	120.30
3	G6	84	ARG	NE-CZ-NH2	24.11	132.35	120.30
3	K6	84	ARG	NE-CZ-NH2	24.11	132.35	120.30
3	G2	84	ARG	NE-CZ-NH2	24.10	132.35	120.30
3	K2	84	ARG	NE-CZ-NH2	24.10	132.35	120.30
3	E6	84	ARG	NE-CZ-NH2	24.08	132.34	120.30
3	C2	84	ARG	NE-CZ-NH2	24.07	132.34	120.30
3	P6	84	ARG	NE-CZ-NH2	24.06	132.33	120.30
3	Z6	84	ARG	NE-CZ-NH2	24.06	132.33	120.30

Continued on next page...

Continued from previous page...

Mol	Chain	Res	Type	Atoms	Z	Observed(°)	Ideal(°)
3	P2	84	ARG	NE-CZ-NH2	24.05	132.32	120.30
3	T6	84	ARG	NE-CZ-NH2	24.05	132.32	120.30
3	K4	84	ARG	NE-CZ-NH1	21.72	131.16	120.30
3	K8	84	ARG	NE-CZ-NH1	21.71	131.16	120.30
3	X4	84	ARG	NE-CZ-NH1	21.66	131.13	120.30
3	I8	84	ARG	NE-CZ-NH1	21.66	131.13	120.30
3	Z8	84	ARG	NE-CZ-NH1	21.64	131.12	120.30
3	M8	84	ARG	NE-CZ-NH1	21.64	131.12	120.30
3	X8	84	ARG	NE-CZ-NH1	21.63	131.11	120.30
7	i3	83	ARG	NE-CZ-NH2	21.63	131.11	120.30
3	Z4	84	ARG	NE-CZ-NH1	21.62	131.11	120.30
7	N3	83	ARG	NE-CZ-NH2	21.62	131.11	120.30
7	K3	83	ARG	NE-CZ-NH2	21.61	131.10	120.30
7	s3	83	ARG	NE-CZ-NH2	21.61	131.10	120.30
3	E4	84	ARG	NE-CZ-NH1	21.60	131.10	120.30
3	I4	84	ARG	NE-CZ-NH1	21.60	131.10	120.30
3	E8	84	ARG	NE-CZ-NH1	21.60	131.10	120.30
7	R3	83	ARG	NE-CZ-NH2	21.59	131.10	120.30
3	G4	84	ARG	NE-CZ-NH1	21.59	131.09	120.30
3	M4	84	ARG	NE-CZ-NH1	21.57	131.09	120.30
7	f3	83	ARG	NE-CZ-NH2	21.57	131.08	120.30
7	q3	83	ARG	NE-CZ-NH2	21.57	131.08	120.30
3	R4	84	ARG	NE-CZ-NH1	21.56	131.08	120.30
7	T3	83	ARG	NE-CZ-NH2	21.56	131.08	120.30
7	o3	83	ARG	NE-CZ-NH2	21.55	131.08	120.30
7	P3	83	ARG	NE-CZ-NH2	21.55	131.07	120.30
3	V8	84	ARG	NE-CZ-NH1	21.55	131.08	120.30
7	X3	83	ARG	NE-CZ-NH2	21.55	131.07	120.30
7	y3	83	ARG	NE-CZ-NH2	21.55	131.07	120.30
3	C8	84	ARG	NE-CZ-NH1	21.53	131.07	120.30
3	V4	84	ARG	NE-CZ-NH1	21.53	131.06	120.30
3	R8	84	ARG	NE-CZ-NH1	21.52	131.06	120.30
7	w3	83	ARG	NE-CZ-NH2	21.52	131.06	120.30
3	C4	84	ARG	NE-CZ-NH1	21.50	131.05	120.30
7	I3	83	ARG	NE-CZ-NH2	21.50	131.05	120.30
7	b3	83	ARG	NE-CZ-NH2	21.50	131.05	120.30
7	k3	83	ARG	NE-CZ-NH2	21.49	131.05	120.30
7	u3	83	ARG	NE-CZ-NH2	21.49	131.05	120.30
7	d3	83	ARG	NE-CZ-NH2	21.49	131.04	120.30
7	G3	83	ARG	NE-CZ-NH2	21.48	131.04	120.30
3	G8	84	ARG	NE-CZ-NH1	21.48	131.04	120.30
7	Z3	83	ARG	NE-CZ-NH2	21.45	131.03	120.30

Continued on next page...

Continued from previous page...

Mol	Chain	Res	Type	Atoms	Z	Observed(°)	Ideal(°)
8	W3	83	ARG	NE-CZ-NH2	20.98	130.79	120.30
8	O3	83	ARG	NE-CZ-NH2	20.98	130.79	120.30
8	n3	83	ARG	NE-CZ-NH2	20.97	130.78	120.30
8	z3	83	ARG	NE-CZ-NH2	20.95	130.78	120.30
8	M3	83	ARG	NE-CZ-NH2	20.95	130.78	120.30
8	U3	83	ARG	NE-CZ-NH2	20.94	130.77	120.30
8	v3	83	ARG	NE-CZ-NH2	20.94	130.77	120.30
8	j3	83	ARG	NE-CZ-NH2	20.91	130.76	120.30
8	p3	83	ARG	NE-CZ-NH2	20.91	130.75	120.30
8	S3	83	ARG	NE-CZ-NH2	20.91	130.75	120.30
8	r3	83	ARG	NE-CZ-NH2	20.91	130.75	120.30
8	e3	83	ARG	NE-CZ-NH2	20.91	130.75	120.30
8	H3	83	ARG	NE-CZ-NH2	20.90	130.75	120.30
8	L3	83	ARG	NE-CZ-NH2	20.90	130.75	120.30
8	h3	83	ARG	NE-CZ-NH2	20.89	130.75	120.30
8	l3	83	ARG	NE-CZ-NH2	20.86	130.73	120.30
8	c3	83	ARG	NE-CZ-NH2	20.85	130.73	120.30
8	a3	83	ARG	NE-CZ-NH2	20.85	130.73	120.30
8	t3	83	ARG	NE-CZ-NH2	20.85	130.72	120.30
8	x3	83	ARG	NE-CZ-NH2	20.82	130.71	120.30
3	V4	84	ARG	NE-CZ-NH2	20.47	130.54	120.30
3	V8	84	ARG	NE-CZ-NH2	20.45	130.53	120.30
3	G8	84	ARG	NE-CZ-NH2	20.44	130.52	120.30
3	R4	84	ARG	NE-CZ-NH2	20.43	130.52	120.30
3	G4	84	ARG	NE-CZ-NH2	20.40	130.50	120.30
3	R8	84	ARG	NE-CZ-NH2	20.38	130.49	120.30
3	C4	84	ARG	NE-CZ-NH2	20.38	130.49	120.30
3	X8	84	ARG	NE-CZ-NH2	20.36	130.48	120.30
3	X4	84	ARG	NE-CZ-NH2	20.34	130.47	120.30
3	K8	84	ARG	NE-CZ-NH2	20.33	130.47	120.30
3	K4	84	ARG	NE-CZ-NH2	20.33	130.46	120.30
3	C8	84	ARG	NE-CZ-NH2	20.32	130.46	120.30
3	E8	84	ARG	NE-CZ-NH2	20.32	130.46	120.30
3	I8	84	ARG	NE-CZ-NH2	20.32	130.46	120.30
3	I4	84	ARG	NE-CZ-NH2	20.29	130.45	120.30
3	E4	84	ARG	NE-CZ-NH2	20.28	130.44	120.30
3	M4	84	ARG	NE-CZ-NH2	20.27	130.43	120.30
3	Z8	84	ARG	NE-CZ-NH2	20.26	130.43	120.30
3	Z4	84	ARG	NE-CZ-NH2	20.25	130.43	120.30
3	M8	84	ARG	NE-CZ-NH2	20.24	130.42	120.30
2	B4	86	ARG	NE-CZ-NH1	20.04	130.32	120.30
2	B8	86	ARG	NE-CZ-NH1	20.01	130.31	120.30

Continued on next page...

Continued from previous page...

Mol	Chain	Res	Type	Atoms	Z	Observed(°)	Ideal(°)
2	Y4	86	ARG	NE-CZ-NH1	20.01	130.30	120.30
2	W4	86	ARG	NE-CZ-NH1	19.99	130.29	120.30
2	F4	86	ARG	NE-CZ-NH1	19.98	130.29	120.30
2	O8	86	ARG	NE-CZ-NH1	19.96	130.28	120.30
2	U4	86	ARG	NE-CZ-NH1	19.95	130.28	120.30
2	L8	86	ARG	NE-CZ-NH1	19.95	130.28	120.30
2	J8	86	ARG	NE-CZ-NH1	19.94	130.27	120.30
2	U8	86	ARG	NE-CZ-NH1	19.94	130.27	120.30
2	F8	86	ARG	NE-CZ-NH1	19.92	130.26	120.30
2	W8	86	ARG	NE-CZ-NH1	19.92	130.26	120.30
2	J4	86	ARG	NE-CZ-NH1	19.92	130.26	120.30
2	L4	86	ARG	NE-CZ-NH1	19.91	130.26	120.30
2	O4	86	ARG	NE-CZ-NH1	19.91	130.25	120.30
2	Y8	86	ARG	NE-CZ-NH1	19.91	130.25	120.30
2	Q8	86	ARG	NE-CZ-NH1	19.89	130.25	120.30
2	Q4	86	ARG	NE-CZ-NH1	19.88	130.24	120.30
2	H8	86	ARG	NE-CZ-NH1	19.88	130.24	120.30
2	H4	86	ARG	NE-CZ-NH1	19.87	130.24	120.30
2	D8	86	ARG	NE-CZ-NH1	19.86	130.23	120.30
2	D4	86	ARG	NE-CZ-NH1	19.74	130.17	120.30
8	W7	83	ARG	NE-CZ-NH1	19.64	130.12	120.30
8	F7	83	ARG	NE-CZ-NH1	19.62	130.11	120.30
8	K7	83	ARG	NE-CZ-NH1	19.60	130.10	120.30
8	a7	83	ARG	NE-CZ-NH1	19.59	130.10	120.30
8	Y7	83	ARG	NE-CZ-NH1	19.57	130.09	120.30
8	P7	83	ARG	NE-CZ-NH1	19.56	130.08	120.30
8	I7	83	ARG	NE-CZ-NH1	19.55	130.08	120.30
8	B7	83	ARG	NE-CZ-NH1	19.55	130.07	120.30
8	R7	83	ARG	NE-CZ-NH1	19.54	130.07	120.30
7	Z3	83	ARG	NE-CZ-NH1	19.52	130.06	120.30
8	M7	83	ARG	NE-CZ-NH1	19.51	130.06	120.30
7	w3	83	ARG	NE-CZ-NH1	19.50	130.05	120.30
8	T7	83	ARG	NE-CZ-NH1	19.50	130.05	120.30
7	G3	83	ARG	NE-CZ-NH1	19.50	130.05	120.30
8	D7	83	ARG	NE-CZ-NH1	19.49	130.05	120.30
8	M7	83	ARG	NE-CZ-NH2	19.47	130.03	120.30
7	d3	83	ARG	NE-CZ-NH1	19.46	130.03	120.30
8	D7	83	ARG	NE-CZ-NH2	19.46	130.03	120.30
8	a7	83	ARG	NE-CZ-NH2	19.45	130.03	120.30
7	X3	83	ARG	NE-CZ-NH1	19.45	130.03	120.30
7	k3	83	ARG	NE-CZ-NH1	19.45	130.03	120.30
7	y3	83	ARG	NE-CZ-NH1	19.45	130.02	120.30

Continued on next page...

Continued from previous page...

Mol	Chain	Res	Type	Atoms	Z	Observed(°)	Ideal(°)
7	b3	83	ARG	NE-CZ-NH1	19.44	130.02	120.30
8	P7	83	ARG	NE-CZ-NH2	19.43	130.01	120.30
8	B7	83	ARG	NE-CZ-NH2	19.43	130.01	120.30
7	q3	83	ARG	NE-CZ-NH1	19.42	130.01	120.30
7	u3	83	ARG	NE-CZ-NH1	19.42	130.01	120.30
7	s3	83	ARG	NE-CZ-NH1	19.42	130.01	120.30
8	K7	83	ARG	NE-CZ-NH2	19.41	130.01	120.30
7	T3	83	ARG	NE-CZ-NH1	19.41	130.00	120.30
7	K3	83	ARG	NE-CZ-NH1	19.41	130.00	120.30
7	I3	83	ARG	NE-CZ-NH1	19.39	130.00	120.30
7	o3	83	ARG	NE-CZ-NH1	19.39	129.99	120.30
8	F7	83	ARG	NE-CZ-NH2	19.39	129.99	120.30
7	N3	83	ARG	NE-CZ-NH1	19.37	129.99	120.30
7	f3	83	ARG	NE-CZ-NH1	19.37	129.99	120.30
8	R7	83	ARG	NE-CZ-NH2	19.36	129.98	120.30
7	i3	83	ARG	NE-CZ-NH1	19.36	129.98	120.30
8	W7	83	ARG	NE-CZ-NH2	19.36	129.98	120.30
8	Y7	83	ARG	NE-CZ-NH2	19.35	129.98	120.30
7	P3	83	ARG	NE-CZ-NH1	19.35	129.97	120.30
8	T7	83	ARG	NE-CZ-NH2	19.34	129.97	120.30
8	I7	83	ARG	NE-CZ-NH2	19.33	129.96	120.30
7	R3	83	ARG	NE-CZ-NH1	19.30	129.95	120.30
3	K4	84	ARG	NH1-CZ-NH2	-19.16	98.32	119.40
3	K8	84	ARG	NH1-CZ-NH2	-19.16	98.32	119.40
3	X4	84	ARG	NH1-CZ-NH2	-19.14	98.35	119.40
3	R4	84	ARG	NH1-CZ-NH2	-19.14	98.35	119.40
3	V8	84	ARG	NH1-CZ-NH2	-19.14	98.35	119.40
3	G4	84	ARG	NH1-CZ-NH2	-19.13	98.35	119.40
3	V4	84	ARG	NH1-CZ-NH2	-19.13	98.35	119.40
3	X8	84	ARG	NH1-CZ-NH2	-19.13	98.36	119.40
3	I8	84	ARG	NH1-CZ-NH2	-19.13	98.36	119.40
3	E8	84	ARG	NH1-CZ-NH2	-19.10	98.39	119.40
3	G8	84	ARG	NH1-CZ-NH2	-19.10	98.39	119.40
3	R8	84	ARG	NH1-CZ-NH2	-19.09	98.40	119.40
3	C4	84	ARG	NH1-CZ-NH2	-19.09	98.40	119.40
3	E4	84	ARG	NH1-CZ-NH2	-19.09	98.40	119.40
3	I4	84	ARG	NH1-CZ-NH2	-19.09	98.40	119.40
3	Z8	84	ARG	NH1-CZ-NH2	-19.09	98.40	119.40
3	M8	84	ARG	NH1-CZ-NH2	-19.08	98.41	119.40
3	Z4	84	ARG	NH1-CZ-NH2	-19.08	98.41	119.40
3	C8	84	ARG	NH1-CZ-NH2	-19.08	98.42	119.40
3	M4	84	ARG	NH1-CZ-NH2	-19.07	98.43	119.40

Continued on next page...

Continued from previous page...

Mol	Chain	Res	Type	Atoms	Z	Observed(°)	Ideal(°)
7	s3	83	ARG	NH1-CZ-NH2	-18.65	98.89	119.40
7	w3	83	ARG	NH1-CZ-NH2	-18.65	98.89	119.40
7	K3	83	ARG	NH1-CZ-NH2	-18.64	98.89	119.40
7	X3	83	ARG	NH1-CZ-NH2	-18.64	98.90	119.40
7	y3	83	ARG	NH1-CZ-NH2	-18.64	98.90	119.40
7	q3	83	ARG	NH1-CZ-NH2	-18.63	98.90	119.40
7	N3	83	ARG	NH1-CZ-NH2	-18.63	98.90	119.40
7	G3	83	ARG	NH1-CZ-NH2	-18.63	98.91	119.40
7	i3	83	ARG	NH1-CZ-NH2	-18.63	98.91	119.40
7	Z3	83	ARG	NH1-CZ-NH2	-18.63	98.91	119.40
7	T3	83	ARG	NH1-CZ-NH2	-18.62	98.91	119.40
7	d3	83	ARG	NH1-CZ-NH2	-18.62	98.92	119.40
7	k3	83	ARG	NH1-CZ-NH2	-18.61	98.93	119.40
7	f3	83	ARG	NH1-CZ-NH2	-18.61	98.93	119.40
7	o3	83	ARG	NH1-CZ-NH2	-18.61	98.93	119.40
7	b3	83	ARG	NH1-CZ-NH2	-18.61	98.93	119.40
7	u3	83	ARG	NH1-CZ-NH2	-18.60	98.94	119.40
7	P3	83	ARG	NH1-CZ-NH2	-18.59	98.95	119.40
7	R3	83	ARG	NH1-CZ-NH2	-18.59	98.95	119.40
7	I3	83	ARG	NH1-CZ-NH2	-18.59	98.95	119.40
3	G5	84	ARG	NE-CZ-NH2	18.50	129.55	120.30
3	M1	84	ARG	NE-CZ-NH2	18.50	129.55	120.30
3	X1	84	ARG	NE-CZ-NH2	18.43	129.52	120.30
3	G1	84	ARG	NE-CZ-NH2	18.43	129.51	120.30
3	M5	84	ARG	NE-CZ-NH2	18.42	129.51	120.30
3	T1	84	ARG	NE-CZ-NH2	18.39	129.50	120.30
3	C5	84	ARG	NE-CZ-NH2	18.39	129.50	120.30
3	T5	84	ARG	NE-CZ-NH2	18.39	129.49	120.30
3	Z5	84	ARG	NE-CZ-NH2	18.39	129.49	120.30
3	Z1	84	ARG	NE-CZ-NH2	18.37	129.48	120.30
3	R1	84	ARG	NE-CZ-NH2	18.36	129.48	120.30
3	K1	84	ARG	NE-CZ-NH2	18.36	129.48	120.30
3	P5	84	ARG	NE-CZ-NH2	18.36	129.48	120.30
3	E1	84	ARG	NE-CZ-NH2	18.35	129.47	120.30
3	X5	84	ARG	NE-CZ-NH2	18.34	129.47	120.30
3	K5	84	ARG	NE-CZ-NH2	18.32	129.46	120.30
3	I5	84	ARG	NE-CZ-NH2	18.32	129.46	120.30
3	E5	84	ARG	NE-CZ-NH2	18.31	129.46	120.30
3	C1	84	ARG	NE-CZ-NH2	18.31	129.45	120.30
3	I1	84	ARG	NE-CZ-NH2	18.28	129.44	120.30
3	R5	84	ARG	NE-CZ-NH2	18.27	129.43	120.30
3	P1	84	ARG	NE-CZ-NH2	18.26	129.43	120.30

Continued on next page...

Continued from previous page...

Mol	Chain	Res	Type	Atoms	Z	Observed(°)	Ideal(°)
3	V1	84	ARG	NE-CZ-NH2	18.25	129.42	120.30
3	V5	84	ARG	NE-CZ-NH2	18.12	129.36	120.30
3	R2	84	ARG	NH1-CZ-NH2	-17.95	99.65	119.40
3	X2	84	ARG	NH1-CZ-NH2	-17.93	99.68	119.40
3	T6	84	ARG	NH1-CZ-NH2	-17.93	99.68	119.40
3	I2	84	ARG	NH1-CZ-NH2	-17.92	99.68	119.40
3	M6	84	ARG	NH1-CZ-NH2	-17.92	99.69	119.40
3	R6	84	ARG	NH1-CZ-NH2	-17.92	99.69	119.40
3	K6	84	ARG	NH1-CZ-NH2	-17.92	99.69	119.40
3	I6	84	ARG	NH1-CZ-NH2	-17.91	99.70	119.40
3	K2	84	ARG	NH1-CZ-NH2	-17.91	99.70	119.40
3	M2	84	ARG	NH1-CZ-NH2	-17.91	99.70	119.40
3	T2	84	ARG	NH1-CZ-NH2	-17.91	99.70	119.40
3	G6	84	ARG	NH1-CZ-NH2	-17.91	99.70	119.40
3	E2	84	ARG	NH1-CZ-NH2	-17.90	99.71	119.40
3	Z2	84	ARG	NH1-CZ-NH2	-17.90	99.71	119.40
3	P2	84	ARG	NH1-CZ-NH2	-17.89	99.72	119.40
3	C6	84	ARG	NH1-CZ-NH2	-17.89	99.72	119.40
3	E6	84	ARG	NH1-CZ-NH2	-17.89	99.72	119.40
3	X6	84	ARG	NH1-CZ-NH2	-17.89	99.72	119.40
3	C2	84	ARG	NH1-CZ-NH2	-17.89	99.72	119.40
3	G2	84	ARG	NH1-CZ-NH2	-17.88	99.73	119.40
3	Z6	84	ARG	NH1-CZ-NH2	-17.87	99.74	119.40
3	P6	84	ARG	NH1-CZ-NH2	-17.85	99.76	119.40
8	a7	83	ARG	NH1-CZ-NH2	-17.76	99.86	119.40
8	K7	83	ARG	NH1-CZ-NH2	-17.75	99.88	119.40
8	F7	83	ARG	NH1-CZ-NH2	-17.75	99.88	119.40
8	W7	83	ARG	NH1-CZ-NH2	-17.74	99.88	119.40
8	P7	83	ARG	NH1-CZ-NH2	-17.74	99.89	119.40
8	M7	83	ARG	NH1-CZ-NH2	-17.73	99.89	119.40
8	B7	83	ARG	NH1-CZ-NH2	-17.73	99.90	119.40
8	D7	83	ARG	NH1-CZ-NH2	-17.72	99.91	119.40
8	Y7	83	ARG	NH1-CZ-NH2	-17.71	99.92	119.40
8	R7	83	ARG	NH1-CZ-NH2	-17.70	99.93	119.40
8	I7	83	ARG	NH1-CZ-NH2	-17.69	99.94	119.40
8	T7	83	ARG	NH1-CZ-NH2	-17.67	99.96	119.40
3	I5	57	ARG	NH1-CZ-NH2	-17.53	100.12	119.40
3	K5	57	ARG	NH1-CZ-NH2	-17.52	100.12	119.40
3	R5	57	ARG	NH1-CZ-NH2	-17.52	100.13	119.40
3	I1	57	ARG	NH1-CZ-NH2	-17.52	100.13	119.40
3	M5	57	ARG	NH1-CZ-NH2	-17.50	100.15	119.40
3	X5	57	ARG	NH1-CZ-NH2	-17.50	100.15	119.40

Continued on next page...

Continued from previous page...

Mol	Chain	Res	Type	Atoms	Z	Observed(°)	Ideal(°)
3	K1	57	ARG	NH1-CZ-NH2	-17.50	100.15	119.40
3	P5	57	ARG	NH1-CZ-NH2	-17.50	100.16	119.40
3	M1	57	ARG	NH1-CZ-NH2	-17.49	100.16	119.40
3	R1	57	ARG	NH1-CZ-NH2	-17.49	100.17	119.40
3	V1	57	ARG	NH1-CZ-NH2	-17.48	100.17	119.40
3	C5	57	ARG	NH1-CZ-NH2	-17.48	100.18	119.40
3	V5	57	ARG	NH1-CZ-NH2	-17.48	100.18	119.40
3	C1	57	ARG	NH1-CZ-NH2	-17.47	100.18	119.40
3	P1	57	ARG	NH1-CZ-NH2	-17.47	100.18	119.40
3	E1	57	ARG	NH1-CZ-NH2	-17.46	100.19	119.40
3	X1	57	ARG	NH1-CZ-NH2	-17.46	100.19	119.40
3	T5	57	ARG	NH1-CZ-NH2	-17.46	100.20	119.40
3	E5	57	ARG	NH1-CZ-NH2	-17.45	100.20	119.40
3	Z1	57	ARG	NH1-CZ-NH2	-17.45	100.21	119.40
3	Z5	57	ARG	NH1-CZ-NH2	-17.45	100.21	119.40
3	T1	57	ARG	NH1-CZ-NH2	-17.45	100.21	119.40
3	Z5	57	ARG	NE-CZ-NH2	17.22	128.91	120.30
3	K5	57	ARG	NE-CZ-NH2	17.22	128.91	120.30
3	M1	57	ARG	NE-CZ-NH2	17.20	128.90	120.30
3	V5	57	ARG	NE-CZ-NH2	17.18	128.89	120.30
3	X1	57	ARG	NE-CZ-NH2	17.18	128.89	120.30
3	X5	57	ARG	NE-CZ-NH2	17.18	128.89	120.30
3	P1	57	ARG	NE-CZ-NH2	17.16	128.88	120.30
3	T1	57	ARG	NE-CZ-NH2	17.15	128.87	120.30
3	I5	57	ARG	NE-CZ-NH2	17.14	128.87	120.30
3	M5	57	ARG	NE-CZ-NH2	17.14	128.87	120.30
3	C1	57	ARG	NE-CZ-NH2	17.14	128.87	120.30
3	K1	57	ARG	NE-CZ-NH2	17.14	128.87	120.30
3	V1	57	ARG	NE-CZ-NH2	17.12	128.86	120.30
3	Z1	57	ARG	NE-CZ-NH2	17.10	128.85	120.30
3	I1	57	ARG	NE-CZ-NH2	17.10	128.85	120.30
3	C5	57	ARG	NE-CZ-NH2	17.09	128.85	120.30
3	T5	57	ARG	NE-CZ-NH2	17.09	128.85	120.30
3	E1	57	ARG	NE-CZ-NH2	17.09	128.84	120.30
3	P5	57	ARG	NE-CZ-NH2	17.08	128.84	120.30
3	E5	57	ARG	NE-CZ-NH2	17.05	128.82	120.30
3	R1	57	ARG	NE-CZ-NH2	17.02	128.81	120.30
3	R5	57	ARG	NE-CZ-NH2	17.01	128.81	120.30
3	V5	84	ARG	NE-CZ-NH1	16.58	128.59	120.30
3	X1	84	ARG	NH1-CZ-NH2	-16.55	101.19	119.40
3	G5	84	ARG	NH1-CZ-NH2	-16.55	101.19	119.40
3	K5	84	ARG	NH1-CZ-NH2	-16.55	101.20	119.40

Continued on next page...

Continued from previous page...

Mol	Chain	Res	Type	Atoms	Z	Observed(°)	Ideal(°)
3	K1	84	ARG	NH1-CZ-NH2	-16.54	101.21	119.40
3	M1	84	ARG	NH1-CZ-NH2	-16.53	101.22	119.40
3	E5	84	ARG	NH1-CZ-NH2	-16.53	101.22	119.40
3	G1	84	ARG	NH1-CZ-NH2	-16.53	101.22	119.40
3	I1	84	ARG	NH1-CZ-NH2	-16.52	101.22	119.40
3	Z1	84	ARG	NH1-CZ-NH2	-16.52	101.23	119.40
3	I5	84	ARG	NH1-CZ-NH2	-16.52	101.23	119.40
3	C5	84	ARG	NH1-CZ-NH2	-16.52	101.23	119.40
3	P5	84	ARG	NH1-CZ-NH2	-16.52	101.23	119.40
3	Z5	84	ARG	NH1-CZ-NH2	-16.51	101.23	119.40
3	E1	84	ARG	NH1-CZ-NH2	-16.51	101.24	119.40
3	P1	84	ARG	NH1-CZ-NH2	-16.51	101.24	119.40
3	T1	84	ARG	NH1-CZ-NH2	-16.50	101.25	119.40
3	I1	84	ARG	NE-CZ-NH1	16.50	128.55	120.30
3	V1	84	ARG	NH1-CZ-NH2	-16.50	101.25	119.40
3	R1	84	ARG	NH1-CZ-NH2	-16.50	101.25	119.40
3	K5	84	ARG	NE-CZ-NH1	16.50	128.55	120.30
3	X5	84	ARG	NH1-CZ-NH2	-16.50	101.25	119.40
3	C1	84	ARG	NH1-CZ-NH2	-16.49	101.26	119.40
3	M5	84	ARG	NH1-CZ-NH2	-16.49	101.26	119.40
3	V5	84	ARG	NH1-CZ-NH2	-16.49	101.26	119.40
3	P1	84	ARG	NE-CZ-NH1	16.48	128.54	120.30
3	V1	84	ARG	NE-CZ-NH1	16.48	128.54	120.30
3	E5	84	ARG	NE-CZ-NH1	16.47	128.53	120.30
3	R5	84	ARG	NH1-CZ-NH2	-16.47	101.28	119.40
3	T5	84	ARG	NH1-CZ-NH2	-16.46	101.29	119.40
3	K1	84	ARG	NE-CZ-NH1	16.44	128.52	120.30
3	I5	84	ARG	NE-CZ-NH1	16.43	128.52	120.30
3	X1	84	ARG	NE-CZ-NH1	16.42	128.51	120.30
3	P5	84	ARG	NE-CZ-NH1	16.42	128.51	120.30
3	C1	84	ARG	NE-CZ-NH1	16.41	128.50	120.30
3	Z1	84	ARG	NE-CZ-NH1	16.40	128.50	120.30
3	E1	84	ARG	NE-CZ-NH1	16.39	128.50	120.30
3	G1	84	ARG	NE-CZ-NH1	16.39	128.50	120.30
3	R5	84	ARG	NE-CZ-NH1	16.38	128.49	120.30
3	X5	84	ARG	NE-CZ-NH1	16.38	128.49	120.30
3	C5	84	ARG	NE-CZ-NH1	16.38	128.49	120.30
3	G5	84	ARG	NE-CZ-NH1	16.37	128.49	120.30
3	R1	84	ARG	NE-CZ-NH1	16.36	128.48	120.30
3	Z5	84	ARG	NE-CZ-NH1	16.35	128.47	120.30
3	T1	84	ARG	NE-CZ-NH1	16.34	128.47	120.30
3	M5	84	ARG	NE-CZ-NH1	16.30	128.45	120.30

Continued on next page...

Continued from previous page...

Mol	Chain	Res	Type	Atoms	Z	Observed(°)	Ideal(°)
3	M1	84	ARG	NE-CZ-NH1	16.30	128.45	120.30
3	T5	84	ARG	NE-CZ-NH1	16.28	128.44	120.30
3	T6	84	ARG	NE-CZ-NH1	15.31	127.96	120.30
3	P2	84	ARG	NE-CZ-NH1	15.23	127.92	120.30
3	K6	84	ARG	NE-CZ-NH1	15.23	127.92	120.30
3	M6	84	ARG	NE-CZ-NH1	15.22	127.91	120.30
3	K2	84	ARG	NE-CZ-NH1	15.22	127.91	120.30
3	R2	84	ARG	NE-CZ-NH1	15.22	127.91	120.30
2	Y4	86	ARG	NH1-CZ-NH2	-15.21	102.67	119.40
3	E6	84	ARG	NE-CZ-NH1	15.20	127.90	120.30
3	G6	84	ARG	NE-CZ-NH1	15.20	127.90	120.30
3	E2	84	ARG	NE-CZ-NH1	15.19	127.89	120.30
3	T2	84	ARG	NE-CZ-NH1	15.19	127.90	120.30
2	U8	86	ARG	NH1-CZ-NH2	-15.19	102.69	119.40
3	C2	84	ARG	NE-CZ-NH1	15.19	127.89	120.30
2	W4	86	ARG	NH1-CZ-NH2	-15.19	102.69	119.40
3	M2	84	ARG	NE-CZ-NH1	15.19	127.89	120.30
2	B4	86	ARG	NH1-CZ-NH2	-15.19	102.70	119.40
3	R6	84	ARG	NE-CZ-NH1	15.18	127.89	120.30
3	Z6	84	ARG	NE-CZ-NH1	15.18	127.89	120.30
2	Q4	86	ARG	NH1-CZ-NH2	-15.18	102.71	119.40
2	U4	86	ARG	NH1-CZ-NH2	-15.17	102.71	119.40
2	B8	86	ARG	NH1-CZ-NH2	-15.17	102.71	119.40
2	W8	86	ARG	NH1-CZ-NH2	-15.17	102.71	119.40
2	F4	86	ARG	NH1-CZ-NH2	-15.17	102.71	119.40
2	O4	86	ARG	NH1-CZ-NH2	-15.17	102.71	119.40
2	O8	86	ARG	NH1-CZ-NH2	-15.17	102.72	119.40
2	L4	86	ARG	NH1-CZ-NH2	-15.17	102.72	119.40
2	J8	86	ARG	NH1-CZ-NH2	-15.17	102.72	119.40
2	Y8	86	ARG	NH1-CZ-NH2	-15.17	102.72	119.40
2	Q8	86	ARG	NH1-CZ-NH2	-15.16	102.73	119.40
3	X2	84	ARG	NE-CZ-NH1	15.15	127.88	120.30
2	J4	86	ARG	NH1-CZ-NH2	-15.15	102.73	119.40
2	F8	86	ARG	NH1-CZ-NH2	-15.15	102.73	119.40
2	L8	86	ARG	NH1-CZ-NH2	-15.15	102.73	119.40
3	G2	84	ARG	NE-CZ-NH1	15.15	127.87	120.30
3	C6	84	ARG	NE-CZ-NH1	15.15	127.87	120.30
3	I2	84	ARG	NE-CZ-NH1	15.14	127.87	120.30
3	X6	84	ARG	NE-CZ-NH1	15.14	127.87	120.30
3	P6	84	ARG	NE-CZ-NH1	15.13	127.86	120.30
2	D8	86	ARG	NH1-CZ-NH2	-15.13	102.76	119.40
2	H8	86	ARG	NH1-CZ-NH2	-15.12	102.77	119.40

Continued on next page...

Continued from previous page...

Mol	Chain	Res	Type	Atoms	Z	Observed(°)	Ideal(°)
2	D4	86	ARG	NH1-CZ-NH2	-15.12	102.77	119.40
3	I6	84	ARG	NE-CZ-NH1	15.11	127.86	120.30
3	Z2	84	ARG	NE-CZ-NH1	15.11	127.85	120.30
2	H4	86	ARG	NH1-CZ-NH2	-15.08	102.81	119.40
4	N2	226	LEU	CA-CB-CG	14.34	148.27	115.30
8	O3	83	ARG	NH1-CZ-NH2	-14.33	103.63	119.40
4	N6	226	LEU	CA-CB-CG	14.32	148.25	115.30
8	U3	83	ARG	NH1-CZ-NH2	-14.32	103.65	119.40
8	h3	83	ARG	NH1-CZ-NH2	-14.32	103.65	119.40
8	t3	83	ARG	NH1-CZ-NH2	-14.31	103.66	119.40
8	z3	83	ARG	NH1-CZ-NH2	-14.31	103.66	119.40
8	H3	83	ARG	NH1-CZ-NH2	-14.31	103.66	119.40
8	W3	83	ARG	NH1-CZ-NH2	-14.31	103.66	119.40
8	e3	83	ARG	NH1-CZ-NH2	-14.30	103.66	119.40
8	l3	83	ARG	NH1-CZ-NH2	-14.29	103.69	119.40
8	r3	83	ARG	NH1-CZ-NH2	-14.28	103.69	119.40
8	L3	83	ARG	NH1-CZ-NH2	-14.28	103.69	119.40
8	p3	83	ARG	NH1-CZ-NH2	-14.27	103.70	119.40
8	c3	83	ARG	NH1-CZ-NH2	-14.27	103.70	119.40
8	v3	83	ARG	NH1-CZ-NH2	-14.27	103.70	119.40
8	j3	83	ARG	NH1-CZ-NH2	-14.27	103.71	119.40
8	n3	83	ARG	NH1-CZ-NH2	-14.27	103.71	119.40
8	x3	83	ARG	NH1-CZ-NH2	-14.27	103.71	119.40
8	M3	83	ARG	NH1-CZ-NH2	-14.26	103.71	119.40
8	a3	83	ARG	NH1-CZ-NH2	-14.26	103.72	119.40
8	S3	83	ARG	NH1-CZ-NH2	-14.23	103.75	119.40
2	Q4	86	ARG	NE-CZ-NH2	13.05	126.82	120.30
2	D4	86	ARG	NE-CZ-NH2	13.04	126.82	120.30
2	U8	86	ARG	NE-CZ-NH2	13.03	126.82	120.30
2	Q8	86	ARG	NE-CZ-NH2	13.00	126.80	120.30
2	O4	86	ARG	NE-CZ-NH2	13.00	126.80	120.30
2	Y8	86	ARG	NE-CZ-NH2	13.00	126.80	120.30
2	L4	86	ARG	NE-CZ-NH2	12.99	126.80	120.30
2	U4	86	ARG	NE-CZ-NH2	12.98	126.79	120.30
2	Y4	86	ARG	NE-CZ-NH2	12.98	126.79	120.30
2	W8	86	ARG	NE-CZ-NH2	12.98	126.79	120.30
2	J8	86	ARG	NE-CZ-NH2	12.96	126.78	120.30
2	J4	86	ARG	NE-CZ-NH2	12.95	126.78	120.30
2	D8	86	ARG	NE-CZ-NH2	12.95	126.77	120.30
2	W4	86	ARG	NE-CZ-NH2	12.94	126.77	120.30
2	F8	86	ARG	NE-CZ-NH2	12.94	126.77	120.30
2	O8	86	ARG	NE-CZ-NH2	12.93	126.77	120.30

Continued on next page...

Continued from previous page...

Mol	Chain	Res	Type	Atoms	Z	Observed(°)	Ideal(°)
2	F4	86	ARG	NE-CZ-NH2	12.93	126.77	120.30
2	H8	86	ARG	NE-CZ-NH2	12.91	126.76	120.30
2	L8	86	ARG	NE-CZ-NH2	12.91	126.76	120.30
2	B4	86	ARG	NE-CZ-NH2	12.90	126.75	120.30
2	B8	86	ARG	NE-CZ-NH2	12.90	126.75	120.30
2	H4	86	ARG	NE-CZ-NH2	12.85	126.73	120.30
3	R5	57	ARG	NE-CZ-NH1	12.23	126.42	120.30
3	X5	57	ARG	NE-CZ-NH1	12.18	126.39	120.30
3	P5	57	ARG	NE-CZ-NH1	12.17	126.38	120.30
3	R1	57	ARG	NE-CZ-NH1	12.16	126.38	120.30
3	I1	57	ARG	NE-CZ-NH1	12.15	126.38	120.30
3	I5	57	ARG	NE-CZ-NH1	12.11	126.36	120.30
3	V1	57	ARG	NE-CZ-NH1	12.09	126.34	120.30
3	K1	57	ARG	NE-CZ-NH1	12.09	126.34	120.30
3	M5	57	ARG	NE-CZ-NH1	12.08	126.34	120.30
3	T5	57	ARG	NE-CZ-NH1	12.08	126.34	120.30
3	E5	57	ARG	NE-CZ-NH1	12.06	126.33	120.30
3	P1	57	ARG	NE-CZ-NH1	12.06	126.33	120.30
3	C5	57	ARG	NE-CZ-NH1	12.05	126.33	120.30
3	X1	57	ARG	NE-CZ-NH1	12.05	126.33	120.30
3	E1	57	ARG	NE-CZ-NH1	12.05	126.32	120.30
3	C1	57	ARG	NE-CZ-NH1	12.04	126.32	120.30
3	Z1	57	ARG	NE-CZ-NH1	12.04	126.32	120.30
3	M1	57	ARG	NE-CZ-NH1	12.03	126.31	120.30
3	K5	57	ARG	NE-CZ-NH1	12.03	126.31	120.30
3	T1	57	ARG	NE-CZ-NH1	12.02	126.31	120.30
3	V5	57	ARG	NE-CZ-NH1	11.99	126.29	120.30
3	Z5	57	ARG	NE-CZ-NH1	11.98	126.29	120.30
3	P5	39	ASP	CB-CG-OD1	11.12	128.31	118.30
3	R5	39	ASP	CB-CG-OD1	11.07	128.27	118.30
3	I5	39	ASP	CB-CG-OD1	11.07	128.26	118.30
3	P1	39	ASP	CB-CG-OD1	11.06	128.26	118.30
3	Z1	39	ASP	CB-CG-OD1	11.06	128.26	118.30
3	Z5	39	ASP	CB-CG-OD1	11.06	128.25	118.30
3	G1	39	ASP	CB-CG-OD1	11.04	128.24	118.30
3	X5	39	ASP	CB-CG-OD1	11.04	128.24	118.30
3	R1	39	ASP	CB-CG-OD1	11.03	128.23	118.30
3	X1	39	ASP	CB-CG-OD1	11.02	128.22	118.30
3	G5	39	ASP	CB-CG-OD1	11.02	128.22	118.30
3	V5	39	ASP	CB-CG-OD1	11.02	128.22	118.30
3	T1	39	ASP	CB-CG-OD1	11.02	128.22	118.30
3	E1	39	ASP	CB-CG-OD1	11.01	128.21	118.30

Continued on next page...

Continued from previous page...

Mol	Chain	Res	Type	Atoms	Z	Observed(°)	Ideal(°)
3	I1	39	ASP	CB-CG-OD1	11.00	128.20	118.30
3	V1	39	ASP	CB-CG-OD1	10.99	128.19	118.30
3	K1	39	ASP	CB-CG-OD1	10.99	128.19	118.30
3	M1	39	ASP	CB-CG-OD1	10.99	128.19	118.30
3	E5	39	ASP	CB-CG-OD1	10.99	128.19	118.30
3	T5	39	ASP	CB-CG-OD1	10.99	128.19	118.30
3	C1	39	ASP	CB-CG-OD1	10.98	128.18	118.30
3	C5	39	ASP	CB-CG-OD1	10.97	128.18	118.30
3	M5	39	ASP	CB-CG-OD1	10.97	128.18	118.30
3	K5	39	ASP	CB-CG-OD1	10.96	128.16	118.30
3	P6	156	LEU	CA-CB-CG	-10.64	90.83	115.30
3	P2	156	LEU	CA-CB-CG	-10.64	90.84	115.30
3	G6	156	LEU	CA-CB-CG	-10.63	90.85	115.30
3	G2	156	LEU	CA-CB-CG	-10.63	90.85	115.30
8	t3	83	ARG	NE-CZ-NH1	10.61	125.61	120.30
3	C2	156	LEU	CA-CB-CG	-10.61	90.90	115.30
3	E2	156	LEU	CA-CB-CG	-10.61	90.90	115.30
3	C6	156	LEU	CA-CB-CG	-10.61	90.91	115.30
3	Z2	156	LEU	CA-CB-CG	-10.60	90.92	115.30
3	E6	156	LEU	CA-CB-CG	-10.60	90.93	115.30
3	Z6	156	LEU	CA-CB-CG	-10.60	90.93	115.30
3	I2	156	LEU	CA-CB-CG	-10.59	90.94	115.30
3	I6	156	LEU	CA-CB-CG	-10.59	90.94	115.30
8	h3	83	ARG	NE-CZ-NH1	10.59	125.59	120.30
8	H3	83	ARG	NE-CZ-NH1	10.55	125.58	120.30
8	l3	83	ARG	NE-CZ-NH1	10.55	125.57	120.30
8	e3	83	ARG	NE-CZ-NH1	10.54	125.57	120.30
8	U3	83	ARG	NE-CZ-NH1	10.54	125.57	120.30
8	x3	83	ARG	NE-CZ-NH1	10.54	125.57	120.30
8	O3	83	ARG	NE-CZ-NH1	10.53	125.57	120.30
8	c3	83	ARG	NE-CZ-NH1	10.52	125.56	120.30
8	z3	83	ARG	NE-CZ-NH1	10.51	125.55	120.30
8	L3	83	ARG	NE-CZ-NH1	10.49	125.55	120.30
8	a3	83	ARG	NE-CZ-NH1	10.49	125.55	120.30
8	r3	83	ARG	NE-CZ-NH1	10.49	125.55	120.30
8	W3	83	ARG	NE-CZ-NH1	10.47	125.53	120.30
8	p3	83	ARG	NE-CZ-NH1	10.47	125.53	120.30
8	j3	83	ARG	NE-CZ-NH1	10.45	125.53	120.30
8	v3	83	ARG	NE-CZ-NH1	10.43	125.51	120.30
8	M3	83	ARG	NE-CZ-NH1	10.40	125.50	120.30
8	n3	83	ARG	NE-CZ-NH1	10.40	125.50	120.30
8	S3	83	ARG	NE-CZ-NH1	10.38	125.49	120.30

Continued on next page...

Continued from previous page...

Mol	Chain	Res	Type	Atoms	Z	Observed(°)	Ideal(°)
4	N8	226	LEU	CA-CB-CG	10.15	138.66	115.30
4	N4	226	LEU	CA-CB-CG	10.15	138.65	115.30
3	P5	39	ASP	OD1-CG-OD2	-9.42	105.41	123.30
3	K5	39	ASP	OD1-CG-OD2	-9.41	105.41	123.30
3	G5	39	ASP	OD1-CG-OD2	-9.41	105.42	123.30
3	R5	39	ASP	OD1-CG-OD2	-9.41	105.42	123.30
3	Z5	39	ASP	OD1-CG-OD2	-9.41	105.42	123.30
3	P1	39	ASP	OD1-CG-OD2	-9.40	105.43	123.30
3	G1	39	ASP	OD1-CG-OD2	-9.40	105.44	123.30
3	T1	39	ASP	OD1-CG-OD2	-9.40	105.45	123.30
3	Z1	39	ASP	OD1-CG-OD2	-9.40	105.44	123.30
3	X1	39	ASP	OD1-CG-OD2	-9.39	105.45	123.30
3	C1	39	ASP	OD1-CG-OD2	-9.39	105.45	123.30
3	K1	39	ASP	OD1-CG-OD2	-9.39	105.45	123.30
3	I5	39	ASP	OD1-CG-OD2	-9.39	105.45	123.30
3	V5	39	ASP	OD1-CG-OD2	-9.39	105.45	123.30
3	R1	39	ASP	OD1-CG-OD2	-9.39	105.46	123.30
3	C5	39	ASP	OD1-CG-OD2	-9.38	105.47	123.30
3	T5	39	ASP	OD1-CG-OD2	-9.38	105.47	123.30
3	E1	39	ASP	OD1-CG-OD2	-9.38	105.47	123.30
3	V1	39	ASP	OD1-CG-OD2	-9.38	105.48	123.30
3	X5	39	ASP	OD1-CG-OD2	-9.38	105.48	123.30
1	A1	45	LEU	CB-CG-CD2	-9.38	95.06	111.00
3	I1	39	ASP	OD1-CG-OD2	-9.38	105.48	123.30
3	M1	39	ASP	OD1-CG-OD2	-9.38	105.48	123.30
1	A5	45	LEU	CB-CG-CD2	-9.37	95.07	111.00
3	M5	39	ASP	OD1-CG-OD2	-9.37	105.50	123.30
3	E5	39	ASP	OD1-CG-OD2	-9.36	105.51	123.30
4	N2	3	VAL	CG1-CB-CG2	-9.30	96.02	110.90
4	N6	3	VAL	CG1-CB-CG2	-9.30	96.02	110.90
3	K5	39	ASP	CB-CG-OD2	9.03	126.42	118.30
3	C1	39	ASP	CB-CG-OD2	8.96	126.36	118.30
3	K1	39	ASP	CB-CG-OD2	8.96	126.36	118.30
3	G5	39	ASP	CB-CG-OD2	8.95	126.36	118.30
3	C5	39	ASP	CB-CG-OD2	8.95	126.35	118.30
3	T5	39	ASP	CB-CG-OD2	8.93	126.34	118.30
3	T1	39	ASP	CB-CG-OD2	8.93	126.34	118.30
3	V1	39	ASP	CB-CG-OD2	8.92	126.33	118.30
3	X1	39	ASP	CB-CG-OD2	8.92	126.33	118.30
3	V5	39	ASP	CB-CG-OD2	8.92	126.33	118.30
3	M1	39	ASP	CB-CG-OD2	8.92	126.32	118.30
3	M5	39	ASP	CB-CG-OD2	8.92	126.32	118.30

Continued on next page...

Continued from previous page...

Mol	Chain	Res	Type	Atoms	Z	Observed(°)	Ideal(°)
3	Z5	39	ASP	CB-CG-OD2	8.91	126.32	118.30
3	G1	39	ASP	CB-CG-OD2	8.91	126.32	118.30
3	E1	39	ASP	CB-CG-OD2	8.90	126.31	118.30
3	I1	39	ASP	CB-CG-OD2	8.90	126.31	118.30
3	R5	39	ASP	CB-CG-OD2	8.90	126.31	118.30
3	R1	39	ASP	CB-CG-OD2	8.90	126.31	118.30
3	P1	39	ASP	CB-CG-OD2	8.90	126.31	118.30
3	E5	39	ASP	CB-CG-OD2	8.89	126.30	118.30
3	Z1	39	ASP	CB-CG-OD2	8.88	126.30	118.30
3	I5	39	ASP	CB-CG-OD2	8.88	126.29	118.30
3	X5	39	ASP	CB-CG-OD2	8.87	126.28	118.30
3	P5	39	ASP	CB-CG-OD2	8.86	126.28	118.30
2	B2	28	TYR	CD1-CE1-CZ	8.85	127.77	119.80
2	B6	28	TYR	CD1-CE1-CZ	8.85	127.76	119.80
2	Y6	28	TYR	CD1-CE1-CZ	8.85	127.76	119.80
2	H2	28	TYR	CD1-CE1-CZ	8.82	127.73	119.80
2	H6	28	TYR	CD1-CE1-CZ	8.82	127.74	119.80
2	Q2	28	TYR	CD1-CE1-CZ	8.81	127.73	119.80
2	Y2	28	TYR	CD1-CE1-CZ	8.81	127.73	119.80
2	F6	28	TYR	CD1-CE1-CZ	8.81	127.73	119.80
2	O2	28	TYR	CD1-CE1-CZ	8.80	127.72	119.80
2	Q6	28	TYR	CD1-CE1-CZ	8.80	127.72	119.80
2	D2	28	TYR	CD1-CE1-CZ	8.80	127.72	119.80
2	S2	28	TYR	CD1-CE1-CZ	8.80	127.72	119.80
2	O6	28	TYR	CD1-CE1-CZ	8.79	127.71	119.80
2	U6	28	TYR	CD1-CE1-CZ	8.78	127.71	119.80
2	U2	28	TYR	CD1-CE1-CZ	8.78	127.70	119.80
2	L2	28	TYR	CD1-CE1-CZ	8.77	127.69	119.80
2	F2	28	TYR	CD1-CE1-CZ	8.77	127.69	119.80
2	S6	28	TYR	CD1-CE1-CZ	8.77	127.69	119.80
2	W6	28	TYR	CD1-CE1-CZ	8.76	127.68	119.80
2	D6	28	TYR	CD1-CE1-CZ	8.76	127.68	119.80
2	W2	28	TYR	CD1-CE1-CZ	8.75	127.68	119.80
2	J6	28	TYR	CD1-CE1-CZ	8.75	127.67	119.80
2	L6	28	TYR	CD1-CE1-CZ	8.74	127.66	119.80
2	J2	28	TYR	CD1-CE1-CZ	8.73	127.66	119.80
2	B8	28	TYR	CZ-CE2-CD2	8.29	127.26	119.80
2	L8	28	TYR	CZ-CE2-CD2	8.28	127.25	119.80
2	S8	28	TYR	CZ-CE2-CD2	8.28	127.25	119.80
2	Y8	28	TYR	CZ-CE2-CD2	8.28	127.25	119.80
2	O4	28	TYR	CZ-CE2-CD2	8.27	127.25	119.80
2	J4	28	TYR	CB-CG-CD1	8.27	125.96	121.00

Continued on next page...

Continued from previous page...

Mol	Chain	Res	Type	Atoms	Z	Observed(°)	Ideal(°)
2	S4	28	TYR	CZ-CE2-CD2	8.26	127.23	119.80
2	Y4	28	TYR	CZ-CE2-CD2	8.26	127.23	119.80
2	S8	28	TYR	CB-CG-CD1	8.26	125.95	121.00
2	B4	28	TYR	CB-CG-CD1	8.25	125.95	121.00
2	L4	28	TYR	CZ-CE2-CD2	8.25	127.22	119.80
2	D8	28	TYR	CZ-CE2-CD2	8.25	127.22	119.80
2	J4	28	TYR	CZ-CE2-CD2	8.25	127.22	119.80
2	J8	28	TYR	CZ-CE2-CD2	8.24	127.22	119.80
2	O8	28	TYR	CZ-CE2-CD2	8.24	127.22	119.80
2	D4	28	TYR	CZ-CE2-CD2	8.24	127.22	119.80
2	B8	28	TYR	CB-CG-CD1	8.24	125.94	121.00
2	Y8	28	TYR	CB-CG-CD1	8.24	125.94	121.00
2	F8	28	TYR	CB-CG-CD1	8.24	125.94	121.00
2	H8	28	TYR	CB-CG-CD1	8.23	125.94	121.00
2	D4	28	TYR	CB-CG-CD1	8.23	125.94	121.00
2	U8	28	TYR	CZ-CE2-CD2	8.23	127.21	119.80
2	D8	28	TYR	CB-CG-CD1	8.23	125.94	121.00
2	Q8	28	TYR	CB-CG-CD1	8.23	125.94	121.00
2	L8	28	TYR	CB-CG-CD1	8.22	125.94	121.00
2	F4	28	TYR	CZ-CE2-CD2	8.22	127.20	119.80
2	L4	28	TYR	CB-CG-CD1	8.22	125.93	121.00
2	W8	28	TYR	CZ-CE2-CD2	8.22	127.20	119.80
2	S4	28	TYR	CB-CG-CD1	8.22	125.93	121.00
2	Q4	28	TYR	CB-CG-CD1	8.22	125.93	121.00
2	F8	28	TYR	CZ-CE2-CD2	8.22	127.19	119.80
2	U4	28	TYR	CB-CG-CD1	8.21	125.93	121.00
2	Q8	28	TYR	CZ-CE2-CD2	8.21	127.19	119.80
2	B4	28	TYR	CZ-CE2-CD2	8.21	127.19	119.80
2	H8	28	TYR	CZ-CE2-CD2	8.21	127.19	119.80
2	W8	28	TYR	CB-CG-CD1	8.21	125.93	121.00
2	F4	28	TYR	CB-CG-CD1	8.20	125.92	121.00
2	H4	28	TYR	CZ-CE2-CD2	8.20	127.18	119.80
2	U4	28	TYR	CZ-CE2-CD2	8.20	127.18	119.80
2	Q4	28	TYR	CZ-CE2-CD2	8.20	127.18	119.80
2	W4	28	TYR	CZ-CE2-CD2	8.20	127.18	119.80
2	J8	28	TYR	CB-CG-CD1	8.20	125.92	121.00
2	O8	28	TYR	CB-CG-CD1	8.19	125.92	121.00
2	H4	28	TYR	CB-CG-CD1	8.19	125.91	121.00
2	W4	28	TYR	CB-CG-CD1	8.19	125.91	121.00
2	U8	28	TYR	CB-CG-CD1	8.18	125.91	121.00
2	Y4	28	TYR	CB-CG-CD1	8.15	125.89	121.00
5	03	22	LEU	CB-CG-CD1	-8.13	97.17	111.00

Continued on next page...

Continued from previous page...

Mol	Chain	Res	Type	Atoms	Z	Observed(°)	Ideal(°)
2	O4	28	TYR	CB-CG-CD1	8.13	125.88	121.00
5	I3	22	LEU	CB-CG-CD1	-8.12	97.20	111.00
4	N8	54	LEU	CA-CB-CG	7.86	133.37	115.30
4	N4	54	LEU	CA-CB-CG	7.85	133.37	115.30
1	A1	209	VAL	C-N-CD	-7.72	103.61	120.60
4	N5	54	LEU	CA-CB-CG	7.65	132.89	115.30
4	N1	54	LEU	CA-CB-CG	7.64	132.88	115.30
1	A8	180	ARG	NE-CZ-NH2	-7.55	116.52	120.30
1	A4	180	ARG	NE-CZ-NH2	-7.51	116.54	120.30
3	V2	144	ASP	C-N-CA	-7.44	90.76	122.00
3	V6	144	ASP	C-N-CA	-7.44	90.76	122.00
6	33	37	PHE	CB-CG-CD1	-7.35	115.66	120.80
6	23	37	PHE	CB-CG-CD1	-7.28	115.71	120.80
2	D4	28	TYR	CA-CB-CG	7.27	127.21	113.40
2	W4	28	TYR	CA-CB-CG	7.27	127.21	113.40
2	F8	28	TYR	CA-CB-CG	7.27	127.21	113.40
2	H8	28	TYR	CA-CB-CG	7.26	127.20	113.40
2	J8	28	TYR	CA-CB-CG	7.26	127.20	113.40
2	W8	28	TYR	CA-CB-CG	7.26	127.20	113.40
2	O4	28	TYR	CA-CB-CG	7.26	127.20	113.40
2	Q4	28	TYR	CA-CB-CG	7.26	127.19	113.40
2	D8	28	TYR	CA-CB-CG	7.26	127.19	113.40
2	H4	28	TYR	CA-CB-CG	7.26	127.19	113.40
2	J4	28	TYR	CA-CB-CG	7.26	127.19	113.40
2	O8	28	TYR	CA-CB-CG	7.26	127.19	113.40
2	Q8	28	TYR	CA-CB-CG	7.25	127.18	113.40
2	Y4	28	TYR	CA-CB-CG	7.25	127.17	113.40
2	F4	28	TYR	CA-CB-CG	7.25	127.17	113.40
2	Y8	28	TYR	CA-CB-CG	7.25	127.17	113.40
2	S8	28	TYR	CA-CB-CG	7.24	127.16	113.40
2	U8	28	TYR	CA-CB-CG	7.24	127.16	113.40
2	U4	28	TYR	CA-CB-CG	7.24	127.16	113.40
2	S4	28	TYR	CA-CB-CG	7.24	127.16	113.40
2	B8	28	TYR	CA-CB-CG	7.24	127.15	113.40
2	L8	28	TYR	CA-CB-CG	7.24	127.15	113.40
2	B4	28	TYR	CA-CB-CG	7.24	127.15	113.40
4	N2	54	LEU	CA-CB-CG	7.23	131.94	115.30
3	C2	39	ASP	N-CA-C	-7.23	91.48	111.00
4	N6	54	LEU	CA-CB-CG	7.23	131.93	115.30
2	L4	28	TYR	CA-CB-CG	7.23	127.14	113.40
3	C6	39	ASP	N-CA-C	-7.22	91.50	111.00
2	L2	49	ASP	CB-CG-OD1	7.00	124.60	118.30

Continued on next page...

Continued from previous page...

Mol	Chain	Res	Type	Atoms	Z	Observed(°)	Ideal(°)
2	F2	49	ASP	CB-CG-OD1	7.00	124.60	118.30
2	F6	49	ASP	CB-CG-OD1	6.99	124.59	118.30
2	D6	49	ASP	CB-CG-OD1	6.99	124.59	118.30
2	L6	49	ASP	CB-CG-OD1	6.99	124.59	118.30
2	U2	49	ASP	CB-CG-OD1	6.96	124.56	118.30
2	Q2	49	ASP	CB-CG-OD1	6.96	124.56	118.30
2	S2	49	ASP	CB-CG-OD1	6.96	124.56	118.30
2	S6	49	ASP	CB-CG-OD1	6.95	124.56	118.30
2	W6	49	ASP	CB-CG-OD1	6.95	124.56	118.30
2	Q6	49	ASP	CB-CG-OD1	6.95	124.55	118.30
2	D2	49	ASP	CB-CG-OD1	6.94	124.55	118.30
2	O2	49	ASP	CB-CG-OD1	6.94	124.55	118.30
2	H6	49	ASP	CB-CG-OD1	6.94	124.54	118.30
2	W2	49	ASP	CB-CG-OD1	6.93	124.54	118.30
2	H2	49	ASP	CB-CG-OD1	6.93	124.54	118.30
2	U6	49	ASP	CB-CG-OD1	6.93	124.54	118.30
2	J6	49	ASP	CB-CG-OD1	6.92	124.53	118.30
1	A2	22	VAL	CA-CB-CG2	-6.92	100.52	110.90
2	J2	49	ASP	CB-CG-OD1	6.91	124.52	118.30
1	A6	22	VAL	CA-CB-CG2	-6.91	100.53	110.90
2	O6	49	ASP	CB-CG-OD1	6.90	124.51	118.30
2	B2	49	ASP	CB-CG-OD1	6.89	124.50	118.30
2	B6	49	ASP	CB-CG-OD1	6.88	124.49	118.30
2	Y2	49	ASP	CB-CG-OD1	6.88	124.49	118.30
4	N5	226	LEU	CB-CG-CD1	-6.88	99.31	111.00
3	K2	35	THR	OG1-CB-CG2	-6.86	94.22	110.00
3	E2	35	THR	OG1-CB-CG2	-6.86	94.23	110.00
3	M2	35	THR	OG1-CB-CG2	-6.86	94.23	110.00
3	R2	35	THR	OG1-CB-CG2	-6.86	94.23	110.00
3	I6	35	THR	OG1-CB-CG2	-6.86	94.23	110.00
4	N1	226	LEU	CB-CG-CD1	-6.86	99.35	111.00
3	P2	35	THR	OG1-CB-CG2	-6.86	94.23	110.00
3	E6	35	THR	OG1-CB-CG2	-6.86	94.23	110.00
3	G6	35	THR	OG1-CB-CG2	-6.86	94.23	110.00
3	T2	35	THR	OG1-CB-CG2	-6.85	94.24	110.00
3	R6	35	THR	OG1-CB-CG2	-6.85	94.24	110.00
3	T6	35	THR	OG1-CB-CG2	-6.85	94.24	110.00
3	X6	35	THR	OG1-CB-CG2	-6.85	94.24	110.00
3	M6	35	THR	OG1-CB-CG2	-6.85	94.24	110.00
3	I2	35	THR	OG1-CB-CG2	-6.85	94.25	110.00
3	X2	35	THR	OG1-CB-CG2	-6.85	94.25	110.00
3	C2	35	THR	OG1-CB-CG2	-6.85	94.25	110.00

Continued on next page...

Continued from previous page...

Mol	Chain	Res	Type	Atoms	Z	Observed(°)	Ideal(°)
3	K6	35	THR	OG1-CB-CG2	-6.85	94.25	110.00
3	C6	35	THR	OG1-CB-CG2	-6.85	94.25	110.00
3	Z2	35	THR	OG1-CB-CG2	-6.84	94.26	110.00
3	P6	35	THR	OG1-CB-CG2	-6.84	94.26	110.00
3	Z6	35	THR	OG1-CB-CG2	-6.84	94.26	110.00
3	V2	35	THR	OG1-CB-CG2	-6.84	94.27	110.00
2	Y6	49	ASP	CB-CG-OD1	6.84	124.46	118.30
3	G2	35	THR	OG1-CB-CG2	-6.84	94.27	110.00
3	V6	35	THR	OG1-CB-CG2	-6.83	94.30	110.00
1	A5	209	VAL	C-N-CD	-6.77	105.70	120.60
6	G7	55	LEU	CA-CB-CG	6.59	130.47	115.30
3	Z4	77	ARG	NE-CZ-NH2	6.55	123.57	120.30
3	Z8	77	ARG	NE-CZ-NH2	6.53	123.57	120.30
3	P4	77	ARG	NE-CZ-NH2	6.50	123.55	120.30
3	I4	77	ARG	NE-CZ-NH2	6.49	123.54	120.30
3	E8	77	ARG	NE-CZ-NH2	6.49	123.54	120.30
3	P8	77	ARG	NE-CZ-NH2	6.48	123.54	120.30
3	E4	77	ARG	NE-CZ-NH2	6.47	123.53	120.30
3	V4	77	ARG	NE-CZ-NH2	6.46	123.53	120.30
3	G8	77	ARG	NE-CZ-NH2	6.45	123.53	120.30
3	I8	77	ARG	NE-CZ-NH2	6.43	123.51	120.30
3	T8	77	ARG	NE-CZ-NH2	6.43	123.51	120.30
4	N2	2	PRO	N-CA-C	6.42	128.80	112.10
3	C4	77	ARG	NE-CZ-NH2	6.42	123.51	120.30
4	N6	2	PRO	N-CA-C	6.42	128.80	112.10
3	G4	77	ARG	NE-CZ-NH2	6.42	123.51	120.30
3	V8	77	ARG	NE-CZ-NH2	6.42	123.51	120.30
1	A5	45	LEU	CA-CB-CG	6.40	130.03	115.30
3	K8	77	ARG	NE-CZ-NH2	6.40	123.50	120.30
1	A1	45	LEU	CA-CB-CG	6.40	130.02	115.30
3	X4	77	ARG	NE-CZ-NH2	6.39	123.50	120.30
3	C8	77	ARG	NE-CZ-NH2	6.38	123.49	120.30
3	X8	77	ARG	NE-CZ-NH2	6.37	123.48	120.30
3	K4	77	ARG	NE-CZ-NH2	6.37	123.48	120.30
3	V5	110	LEU	CA-CB-CG	6.37	129.94	115.30
3	R8	77	ARG	NE-CZ-NH2	6.36	123.48	120.30
3	G5	110	LEU	CA-CB-CG	6.35	129.91	115.30
3	T5	110	LEU	CA-CB-CG	6.35	129.91	115.30
3	V1	110	LEU	CA-CB-CG	6.35	129.91	115.30
3	G1	110	LEU	CA-CB-CG	6.35	129.90	115.30
3	T4	77	ARG	NE-CZ-NH2	6.35	123.47	120.30
3	K5	110	LEU	CA-CB-CG	6.35	129.90	115.30

Continued on next page...

Continued from previous page...

Mol	Chain	Res	Type	Atoms	Z	Observed(°)	Ideal(°)
1	A8	6	LEU	CB-CG-CD1	-6.35	100.20	111.00
3	T1	110	LEU	CA-CB-CG	6.35	129.90	115.30
3	Z1	110	LEU	CA-CB-CG	6.35	129.90	115.30
3	Z5	110	LEU	CA-CB-CG	6.35	129.90	115.30
3	R1	110	LEU	CA-CB-CG	6.35	129.90	115.30
4	N5	117	LEU	CA-CB-CG	-6.34	100.71	115.30
3	E1	110	LEU	CA-CB-CG	6.34	129.89	115.30
3	K1	110	LEU	CA-CB-CG	6.34	129.88	115.30
3	M1	110	LEU	CA-CB-CG	6.34	129.88	115.30
4	N1	117	LEU	CA-CB-CG	-6.34	100.72	115.30
1	A4	6	LEU	CB-CG-CD1	-6.34	100.22	111.00
1	A4	180	ARG	NE-CZ-NH1	6.34	123.47	120.30
3	C5	110	LEU	CA-CB-CG	6.34	129.87	115.30
3	C1	110	LEU	CA-CB-CG	6.33	129.87	115.30
3	P1	110	LEU	CA-CB-CG	6.33	129.87	115.30
3	R5	110	LEU	CA-CB-CG	6.33	129.87	115.30
3	E5	110	LEU	CA-CB-CG	6.33	129.86	115.30
3	M5	110	LEU	CA-CB-CG	6.33	129.86	115.30
3	X1	110	LEU	CA-CB-CG	6.33	129.86	115.30
3	P5	110	LEU	CA-CB-CG	6.33	129.85	115.30
4	a1	253	ARG	NE-CZ-NH1	-6.32	117.14	120.30
3	X5	110	LEU	CA-CB-CG	6.32	129.82	115.30
3	I1	110	LEU	CA-CB-CG	6.31	129.81	115.30
3	I5	110	LEU	CA-CB-CG	6.30	129.79	115.30
4	a5	253	ARG	NE-CZ-NH1	-6.29	117.15	120.30
1	A8	180	ARG	NE-CZ-NH1	6.29	123.44	120.30
3	R4	77	ARG	NE-CZ-NH2	6.26	123.43	120.30
5	13	515	LEU	CA-CB-CG	6.24	129.65	115.30
5	03	515	LEU	CA-CB-CG	6.23	129.63	115.30
5	13	762	ARG	CA-CB-CG	6.16	126.95	113.40
5	03	762	ARG	CA-CB-CG	6.13	126.90	113.40
3	P2	37	ARG	CG-CD-NE	6.03	124.47	111.80
3	P6	37	ARG	CG-CD-NE	6.03	124.46	111.80
3	R6	37	ARG	CG-CD-NE	6.03	124.45	111.80
4	N2	80	LEU	CA-CB-CG	6.02	129.15	115.30
3	I6	37	ARG	CG-CD-NE	6.02	124.44	111.80
4	N6	80	LEU	CA-CB-CG	6.02	129.15	115.30
3	T6	37	ARG	CG-CD-NE	6.02	124.44	111.80
3	X6	37	ARG	CG-CD-NE	6.01	124.43	111.80
3	I2	37	ARG	CG-CD-NE	6.01	124.42	111.80
3	X2	37	ARG	CG-CD-NE	6.01	124.42	111.80
3	G2	37	ARG	CG-CD-NE	6.01	124.42	111.80

Continued on next page...

Continued from previous page...

Mol	Chain	Res	Type	Atoms	Z	Observed(°)	Ideal(°)
3	C2	37	ARG	CG-CD-NE	6.01	124.41	111.80
3	R2	37	ARG	CG-CD-NE	6.01	124.41	111.80
3	E6	37	ARG	CG-CD-NE	6.00	124.41	111.80
3	G6	37	ARG	CG-CD-NE	6.00	124.41	111.80
3	T2	37	ARG	CG-CD-NE	6.00	124.40	111.80
3	E2	37	ARG	CG-CD-NE	6.00	124.39	111.80
5	03	54	LEU	CB-CG-CD1	-5.99	100.81	111.00
5	13	54	LEU	CB-CG-CD1	-5.99	100.81	111.00
3	V2	37	ARG	CG-CD-NE	5.99	124.38	111.80
3	C6	37	ARG	CG-CD-NE	5.99	124.38	111.80
3	M2	37	ARG	CG-CD-NE	5.99	124.38	111.80
3	Z2	37	ARG	CG-CD-NE	5.99	124.37	111.80
3	V6	37	ARG	CG-CD-NE	5.98	124.36	111.80
3	Z6	37	ARG	CG-CD-NE	5.98	124.36	111.80
3	M6	37	ARG	CG-CD-NE	5.97	124.34	111.80
3	Z5	36	LYS	CD-CE-NZ	-5.94	98.04	111.70
3	G1	36	LYS	CD-CE-NZ	-5.93	98.05	111.70
3	R1	36	LYS	CD-CE-NZ	-5.93	98.06	111.70
3	G5	36	LYS	CD-CE-NZ	-5.93	98.05	111.70
3	C5	36	LYS	CD-CE-NZ	-5.93	98.07	111.70
3	E1	36	LYS	CD-CE-NZ	-5.93	98.07	111.70
3	X1	36	LYS	CD-CE-NZ	-5.93	98.07	111.70
3	K5	36	LYS	CD-CE-NZ	-5.93	98.07	111.70
3	P5	36	LYS	CD-CE-NZ	-5.92	98.07	111.70
3	Z1	36	LYS	CD-CE-NZ	-5.92	98.08	111.70
3	P1	36	LYS	CD-CE-NZ	-5.92	98.08	111.70
3	R5	36	LYS	CD-CE-NZ	-5.92	98.08	111.70
3	T5	36	LYS	CD-CE-NZ	-5.92	98.08	111.70
3	X5	36	LYS	CD-CE-NZ	-5.92	98.08	111.70
3	K1	36	LYS	CD-CE-NZ	-5.92	98.09	111.70
3	E5	36	LYS	CD-CE-NZ	-5.92	98.08	111.70
3	C1	36	LYS	CD-CE-NZ	-5.92	98.09	111.70
3	T1	36	LYS	CD-CE-NZ	-5.92	98.10	111.70
3	M5	36	LYS	CD-CE-NZ	-5.91	98.10	111.70
3	I1	36	LYS	CD-CE-NZ	-5.91	98.10	111.70
3	V1	36	LYS	CD-CE-NZ	-5.91	98.11	111.70
3	I5	36	LYS	CD-CE-NZ	-5.91	98.12	111.70
3	M1	36	LYS	CD-CE-NZ	-5.90	98.12	111.70
3	V5	36	LYS	CD-CE-NZ	-5.90	98.13	111.70
1	A2	164	LEU	CB-CG-CD2	-5.57	101.54	111.00
1	A6	164	LEU	CB-CG-CD2	-5.55	101.56	111.00
5	13	288	ARG	NE-CZ-NH2	5.51	123.06	120.30

Continued on next page...

Continued from previous page...

Mol	Chain	Res	Type	Atoms	Z	Observed(°)	Ideal(°)
3	C2	35	THR	CA-CB-CG2	5.48	120.07	112.40
3	C6	35	THR	CA-CB-CG2	5.47	120.06	112.40
3	Z6	35	THR	CA-CB-CG2	5.47	120.05	112.40
3	X2	35	THR	CA-CB-CG2	5.46	120.05	112.40
3	I6	154	SER	C-N-CA	-5.46	108.05	121.70
3	R6	35	THR	CA-CB-CG2	5.46	120.04	112.40
3	K6	35	THR	CA-CB-CG2	5.46	120.04	112.40
3	I2	154	SER	C-N-CA	-5.46	108.06	121.70
3	P6	35	THR	CA-CB-CG2	5.45	120.03	112.40
3	K2	35	THR	CA-CB-CG2	5.45	120.03	112.40
3	V2	35	THR	CA-CB-CG2	5.45	120.03	112.40
3	P2	35	THR	CA-CB-CG2	5.45	120.03	112.40
2	U4	57	GLN	CA-CB-CG	5.45	125.38	113.40
3	R2	35	THR	CA-CB-CG2	5.44	120.02	112.40
3	T2	35	THR	CA-CB-CG2	5.44	120.02	112.40
3	V6	35	THR	CA-CB-CG2	5.44	120.01	112.40
3	Z2	35	THR	CA-CB-CG2	5.43	120.01	112.40
3	E2	35	THR	CA-CB-CG2	5.43	120.01	112.40
3	X6	35	THR	CA-CB-CG2	5.43	120.00	112.40
2	U8	57	GLN	CA-CB-CG	5.42	125.33	113.40
3	M2	35	THR	CA-CB-CG2	5.42	119.99	112.40
3	I6	35	THR	CA-CB-CG2	5.42	119.99	112.40
3	E6	35	THR	CA-CB-CG2	5.42	119.99	112.40
3	T6	35	THR	CA-CB-CG2	5.42	119.99	112.40
3	I2	35	THR	CA-CB-CG2	5.42	119.99	112.40
2	Y4	57	GLN	CA-CB-CG	5.42	125.32	113.40
3	G2	35	THR	CA-CB-CG2	5.41	119.98	112.40
3	M6	35	THR	CA-CB-CG2	5.41	119.98	112.40
2	Y8	57	GLN	CA-CB-CG	5.41	125.30	113.40
2	Q4	57	GLN	CA-CB-CG	5.41	125.30	113.40
2	L8	57	GLN	CA-CB-CG	5.41	125.30	113.40
2	L4	57	GLN	CA-CB-CG	5.40	125.29	113.40
2	Q8	57	GLN	CA-CB-CG	5.40	125.28	113.40
3	G6	35	THR	CA-CB-CG2	5.40	119.95	112.40
2	J8	57	GLN	CA-CB-CG	5.40	125.27	113.40
2	B4	57	GLN	CA-CB-CG	5.39	125.27	113.40
2	B8	57	GLN	CA-CB-CG	5.39	125.27	113.40
2	O4	57	GLN	CA-CB-CG	5.39	125.26	113.40
2	O8	57	GLN	CA-CB-CG	5.39	125.26	113.40
2	F8	57	GLN	CA-CB-CG	5.39	125.25	113.40
2	H8	57	GLN	CA-CB-CG	5.39	125.26	113.40
2	H4	57	GLN	CA-CB-CG	5.39	125.25	113.40

Continued on next page...

Continued from previous page...

Mol	Chain	Res	Type	Atoms	Z	Observed(°)	Ideal(°)
2	D4	57	GLN	CA-CB-CG	5.38	125.25	113.40
2	S4	57	GLN	CA-CB-CG	5.38	125.25	113.40
2	W8	57	GLN	CA-CB-CG	5.38	125.25	113.40
2	F4	57	GLN	CA-CB-CG	5.38	125.24	113.40
2	O4	28	TYR	CE1-CZ-CE2	-5.38	111.19	119.80
3	V6	144	ASP	C-N-CD	5.38	139.70	128.40
2	S8	57	GLN	CA-CB-CG	5.38	125.24	113.40
2	J4	57	GLN	CA-CB-CG	5.38	125.24	113.40
2	D8	57	GLN	CA-CB-CG	5.38	125.24	113.40
2	Y8	28	TYR	CE1-CZ-CE2	-5.38	111.19	119.80
2	Y4	28	TYR	CE1-CZ-CE2	-5.38	111.19	119.80
3	V2	144	ASP	C-N-CD	5.38	139.69	128.40
2	W4	57	GLN	CA-CB-CG	5.37	125.21	113.40
2	S4	28	TYR	CE1-CZ-CE2	-5.37	111.22	119.80
2	J8	28	TYR	CE1-CZ-CE2	-5.37	111.22	119.80
2	O8	28	TYR	CE1-CZ-CE2	-5.36	111.22	119.80
2	S8	28	TYR	CE1-CZ-CE2	-5.36	111.22	119.80
2	F4	28	TYR	CE1-CZ-CE2	-5.36	111.23	119.80
2	U8	28	TYR	CE1-CZ-CE2	-5.36	111.23	119.80
2	F8	28	TYR	CE1-CZ-CE2	-5.35	111.24	119.80
2	B8	28	TYR	CE1-CZ-CE2	-5.35	111.25	119.80
2	H8	28	TYR	CE1-CZ-CE2	-5.35	111.24	119.80
2	J4	28	TYR	CE1-CZ-CE2	-5.34	111.25	119.80
2	D8	28	TYR	CE1-CZ-CE2	-5.34	111.25	119.80
2	L8	28	TYR	CE1-CZ-CE2	-5.34	111.25	119.80
2	D4	28	TYR	CE1-CZ-CE2	-5.34	111.26	119.80
2	U4	28	TYR	CE1-CZ-CE2	-5.34	111.26	119.80
2	L4	28	TYR	CE1-CZ-CE2	-5.33	111.27	119.80
2	Q8	28	TYR	CE1-CZ-CE2	-5.33	111.28	119.80
2	Q4	28	TYR	CE1-CZ-CE2	-5.33	111.28	119.80
2	B4	28	TYR	CE1-CZ-CE2	-5.32	111.28	119.80
2	H4	28	TYR	CE1-CZ-CE2	-5.32	111.29	119.80
2	W4	28	TYR	CE1-CZ-CE2	-5.32	111.29	119.80
2	W8	28	TYR	CE1-CZ-CE2	-5.31	111.30	119.80
5	13	875	LEU	CA-CB-CG	5.30	127.48	115.30
1	A5	164	LEU	CA-CB-CG	-5.30	103.12	115.30
5	03	875	LEU	CA-CB-CG	5.29	127.47	115.30
1	A1	164	LEU	CA-CB-CG	-5.29	103.14	115.30
4	N8	178	ASP	CB-CG-OD1	5.20	122.98	118.30
1	A5	181	TYR	CA-CB-CG	5.19	123.25	113.40
1	A2	25	ASP	CB-CG-OD2	-5.18	113.64	118.30
1	A6	25	ASP	CB-CG-OD2	-5.18	113.64	118.30

Continued on next page...

Continued from previous page...

Mol	Chain	Res	Type	Atoms	Z	Observed(°)	Ideal(°)
4	N4	178	ASP	CB-CG-OD1	5.18	122.96	118.30
1	A1	127	ILE	CA-CB-CG1	5.17	120.82	111.00
1	A1	181	TYR	CA-CB-CG	5.17	123.22	113.40
1	A5	127	ILE	CA-CB-CG1	5.15	120.79	111.00
1	A8	164	LEU	CB-CG-CD2	-5.15	102.25	111.00
1	A4	164	LEU	CB-CG-CD2	-5.13	102.28	111.00
4	N4	2	PRO	CA-CB-CG	-5.13	94.26	104.00
4	N8	2	PRO	CA-CB-CG	-5.12	94.26	104.00
1	A1	180	ARG	NE-CZ-NH2	5.11	122.85	120.30
1	A5	180	ARG	NE-CZ-NH2	5.10	122.85	120.30
4	N5	268	LEU	CA-CB-CG	5.07	126.97	115.30
4	N1	268	LEU	CA-CB-CG	5.07	126.95	115.30
4	N2	86	LEU	CB-CG-CD2	5.04	119.57	111.00
4	N6	86	LEU	CB-CG-CD2	5.02	119.53	111.00
1	A8	214	ASP	CB-CG-OD1	5.00	122.80	118.30

There are no chirality outliers.

All (32) planarity outliers are listed below:

Mol	Chain	Res	Type	Group
5	03	852	THR	Peptide
5	13	229	THR	Peptide
5	13	852	THR	Peptide
1	A1	24	GLY	Peptide
1	A2	54	PHE	Peptide
1	A4	36	VAL	Peptide
1	A5	24	GLY	Peptide
1	A6	54	PHE	Peptide
1	A8	36	VAL	Peptide
3	C2	109	CYS	Peptide
3	C6	109	CYS	Peptide
3	E2	109	CYS	Peptide
3	E6	109	CYS	Peptide
3	G2	109	CYS	Peptide
3	G6	109	CYS	Peptide
3	K2	109	CYS	Peptide
3	K6	109	CYS	Peptide
4	N1	225	SER	Peptide
4	N5	225	SER	Peptide
6	N7	12	SER	Peptide
3	R2	109	CYS	Peptide
3	R6	109	CYS	Peptide

Continued on next page...

Continued from previous page...

Mol	Chain	Res	Type	Group
3	T2	109	CYS	Peptide
3	T6	109	CYS	Peptide
3	V2	109	CYS	Peptide
3	V6	109	CYS	Peptide
2	W1	1	MET	Peptide
2	W5	1	MET	Peptide
3	Z2	109	CYS	Peptide
3	Z6	109	CYS	Peptide
4	a4	247	SER	Peptide
4	a8	247	SER	Peptide

5.2 Too-close contacts [i](#)

Due to software issues we are unable to calculate clashes - this section is therefore empty.

5.3 Torsion angles [i](#)

5.3.1 Protein backbone [i](#)

In the following table, the Percentiles column shows the percent Ramachandran outliers of the chain as a percentile score with respect to all PDB entries followed by that with respect to all EM entries.

The Analysed column shows the number of residues for which the backbone conformation was analysed, and the total number of residues.

Mol	Chain	Analysed	Favoured	Allowed	Outliers	Percentiles	
1	A1	223/248 (90%)	205 (92%)	17 (8%)	1 (0%)	34	72
1	A2	226/248 (91%)	216 (96%)	10 (4%)	0	100	100
1	A4	223/248 (90%)	210 (94%)	12 (5%)	1 (0%)	34	72
1	A5	223/248 (90%)	205 (92%)	17 (8%)	1 (0%)	34	72
1	A6	226/248 (91%)	217 (96%)	9 (4%)	0	100	100
1	A8	223/248 (90%)	210 (94%)	12 (5%)	1 (0%)	34	72
2	B1	160/162 (99%)	158 (99%)	2 (1%)	0	100	100
2	B2	160/162 (99%)	159 (99%)	1 (1%)	0	100	100
2	B4	160/162 (99%)	160 (100%)	0	0	100	100
2	B5	160/162 (99%)	158 (99%)	2 (1%)	0	100	100
2	B6	160/162 (99%)	159 (99%)	1 (1%)	0	100	100

Continued on next page...

Continued from previous page...

Mol	Chain	Analysed	Favoured	Allowed	Outliers	Percentiles	
2	B8	160/162 (99%)	160 (100%)	0	0	100	100
2	D1	160/162 (99%)	158 (99%)	2 (1%)	0	100	100
2	D2	160/162 (99%)	159 (99%)	1 (1%)	0	100	100
2	D4	160/162 (99%)	160 (100%)	0	0	100	100
2	D5	160/162 (99%)	158 (99%)	2 (1%)	0	100	100
2	D6	160/162 (99%)	159 (99%)	1 (1%)	0	100	100
2	D8	160/162 (99%)	160 (100%)	0	0	100	100
2	F1	160/162 (99%)	157 (98%)	3 (2%)	0	100	100
2	F2	160/162 (99%)	159 (99%)	1 (1%)	0	100	100
2	F4	160/162 (99%)	159 (99%)	1 (1%)	0	100	100
2	F5	160/162 (99%)	157 (98%)	3 (2%)	0	100	100
2	F6	160/162 (99%)	159 (99%)	1 (1%)	0	100	100
2	F8	160/162 (99%)	159 (99%)	1 (1%)	0	100	100
2	H1	160/162 (99%)	157 (98%)	3 (2%)	0	100	100
2	H2	160/162 (99%)	159 (99%)	1 (1%)	0	100	100
2	H4	160/162 (99%)	160 (100%)	0	0	100	100
2	H5	160/162 (99%)	157 (98%)	3 (2%)	0	100	100
2	H6	160/162 (99%)	159 (99%)	1 (1%)	0	100	100
2	H8	160/162 (99%)	160 (100%)	0	0	100	100
2	J1	160/162 (99%)	157 (98%)	3 (2%)	0	100	100
2	J2	160/162 (99%)	159 (99%)	1 (1%)	0	100	100
2	J4	160/162 (99%)	159 (99%)	1 (1%)	0	100	100
2	J5	160/162 (99%)	157 (98%)	3 (2%)	0	100	100
2	J6	160/162 (99%)	159 (99%)	1 (1%)	0	100	100
2	J8	160/162 (99%)	159 (99%)	1 (1%)	0	100	100
2	L1	160/162 (99%)	158 (99%)	2 (1%)	0	100	100
2	L2	160/162 (99%)	159 (99%)	1 (1%)	0	100	100
2	L4	160/162 (99%)	160 (100%)	0	0	100	100
2	L5	160/162 (99%)	158 (99%)	2 (1%)	0	100	100
2	L6	160/162 (99%)	159 (99%)	1 (1%)	0	100	100
2	L8	160/162 (99%)	160 (100%)	0	0	100	100

Continued on next page...

Continued from previous page...

Mol	Chain	Analysed	Favoured	Allowed	Outliers	Percentiles	
2	O1	159/162 (98%)	157 (99%)	2 (1%)	0	100	100
2	O2	160/162 (99%)	159 (99%)	1 (1%)	0	100	100
2	O4	160/162 (99%)	159 (99%)	1 (1%)	0	100	100
2	O5	159/162 (98%)	157 (99%)	2 (1%)	0	100	100
2	O6	160/162 (99%)	159 (99%)	1 (1%)	0	100	100
2	O8	160/162 (99%)	159 (99%)	1 (1%)	0	100	100
2	Q1	160/162 (99%)	157 (98%)	3 (2%)	0	100	100
2	Q2	160/162 (99%)	159 (99%)	1 (1%)	0	100	100
2	Q4	160/162 (99%)	158 (99%)	2 (1%)	0	100	100
2	Q5	160/162 (99%)	157 (98%)	3 (2%)	0	100	100
2	Q6	160/162 (99%)	159 (99%)	1 (1%)	0	100	100
2	Q8	160/162 (99%)	157 (98%)	3 (2%)	0	100	100
2	S1	160/162 (99%)	157 (98%)	3 (2%)	0	100	100
2	S2	160/162 (99%)	159 (99%)	1 (1%)	0	100	100
2	S4	160/162 (99%)	159 (99%)	1 (1%)	0	100	100
2	S5	160/162 (99%)	157 (98%)	3 (2%)	0	100	100
2	S6	160/162 (99%)	159 (99%)	1 (1%)	0	100	100
2	S8	160/162 (99%)	159 (99%)	1 (1%)	0	100	100
2	U1	160/162 (99%)	157 (98%)	3 (2%)	0	100	100
2	U2	160/162 (99%)	159 (99%)	1 (1%)	0	100	100
2	U4	160/162 (99%)	160 (100%)	0	0	100	100
2	U5	160/162 (99%)	157 (98%)	3 (2%)	0	100	100
2	U6	160/162 (99%)	159 (99%)	1 (1%)	0	100	100
2	U8	160/162 (99%)	160 (100%)	0	0	100	100
2	W1	160/162 (99%)	158 (99%)	2 (1%)	0	100	100
2	W2	160/162 (99%)	159 (99%)	1 (1%)	0	100	100
2	W4	160/162 (99%)	160 (100%)	0	0	100	100
2	W5	160/162 (99%)	158 (99%)	2 (1%)	0	100	100
2	W6	160/162 (99%)	159 (99%)	1 (1%)	0	100	100
2	W8	160/162 (99%)	160 (100%)	0	0	100	100
2	Y1	160/162 (99%)	157 (98%)	3 (2%)	0	100	100

Continued on next page...

Continued from previous page...

Mol	Chain	Analysed	Favoured	Allowed	Outliers	Percentiles	
2	Y2	160/162 (99%)	159 (99%)	1 (1%)	0	100	100
2	Y4	160/162 (99%)	159 (99%)	1 (1%)	0	100	100
2	Y5	160/162 (99%)	157 (98%)	3 (2%)	0	100	100
2	Y6	160/162 (99%)	159 (99%)	1 (1%)	0	100	100
2	Y8	160/162 (99%)	159 (99%)	1 (1%)	0	100	100
3	C1	170/172 (99%)	168 (99%)	2 (1%)	0	100	100
3	C2	170/172 (99%)	163 (96%)	5 (3%)	2 (1%)	13	50
3	C4	170/172 (99%)	167 (98%)	2 (1%)	1 (1%)	25	64
3	C5	170/172 (99%)	168 (99%)	2 (1%)	0	100	100
3	C6	170/172 (99%)	165 (97%)	3 (2%)	2 (1%)	13	50
3	C8	170/172 (99%)	167 (98%)	2 (1%)	1 (1%)	25	64
3	E1	170/172 (99%)	168 (99%)	2 (1%)	0	100	100
3	E2	170/172 (99%)	168 (99%)	1 (1%)	1 (1%)	25	64
3	E4	170/172 (99%)	167 (98%)	2 (1%)	1 (1%)	25	64
3	E5	170/172 (99%)	168 (99%)	2 (1%)	0	100	100
3	E6	170/172 (99%)	168 (99%)	1 (1%)	1 (1%)	25	64
3	E8	170/172 (99%)	167 (98%)	2 (1%)	1 (1%)	25	64
3	G1	170/172 (99%)	168 (99%)	2 (1%)	0	100	100
3	G2	170/172 (99%)	167 (98%)	2 (1%)	1 (1%)	25	64
3	G4	170/172 (99%)	167 (98%)	2 (1%)	1 (1%)	25	64
3	G5	170/172 (99%)	168 (99%)	2 (1%)	0	100	100
3	G6	170/172 (99%)	169 (99%)	0	1 (1%)	25	64
3	G8	170/172 (99%)	167 (98%)	2 (1%)	1 (1%)	25	64
3	I1	170/172 (99%)	168 (99%)	2 (1%)	0	100	100
3	I2	170/172 (99%)	168 (99%)	1 (1%)	1 (1%)	25	64
3	I4	170/172 (99%)	166 (98%)	4 (2%)	0	100	100
3	I5	170/172 (99%)	168 (99%)	2 (1%)	0	100	100
3	I6	170/172 (99%)	168 (99%)	1 (1%)	1 (1%)	25	64
3	I8	170/172 (99%)	166 (98%)	4 (2%)	0	100	100
3	K1	170/172 (99%)	168 (99%)	2 (1%)	0	100	100
3	K2	170/172 (99%)	169 (99%)	0	1 (1%)	25	64

Continued on next page...

Continued from previous page...

Mol	Chain	Analysed	Favoured	Allowed	Outliers	Percentiles	
3	K4	170/172 (99%)	167 (98%)	2 (1%)	1 (1%)	25	64
3	K5	170/172 (99%)	168 (99%)	2 (1%)	0	100	100
3	K6	170/172 (99%)	169 (99%)	0	1 (1%)	25	64
3	K8	170/172 (99%)	167 (98%)	2 (1%)	1 (1%)	25	64
3	M1	170/172 (99%)	168 (99%)	2 (1%)	0	100	100
3	M2	170/172 (99%)	169 (99%)	0	1 (1%)	25	64
3	M4	170/172 (99%)	167 (98%)	2 (1%)	1 (1%)	25	64
3	M5	170/172 (99%)	168 (99%)	2 (1%)	0	100	100
3	M6	170/172 (99%)	169 (99%)	0	1 (1%)	25	64
3	M8	170/172 (99%)	167 (98%)	2 (1%)	1 (1%)	25	64
3	P1	170/172 (99%)	168 (99%)	2 (1%)	0	100	100
3	P2	170/172 (99%)	166 (98%)	2 (1%)	2 (1%)	13	50
3	P4	170/172 (99%)	167 (98%)	2 (1%)	1 (1%)	25	64
3	P5	170/172 (99%)	168 (99%)	2 (1%)	0	100	100
3	P6	170/172 (99%)	166 (98%)	2 (1%)	2 (1%)	13	50
3	P8	170/172 (99%)	167 (98%)	2 (1%)	1 (1%)	25	64
3	R1	170/172 (99%)	168 (99%)	2 (1%)	0	100	100
3	R2	170/172 (99%)	169 (99%)	0	1 (1%)	25	64
3	R4	170/172 (99%)	166 (98%)	3 (2%)	1 (1%)	25	64
3	R5	170/172 (99%)	168 (99%)	2 (1%)	0	100	100
3	R6	170/172 (99%)	169 (99%)	0	1 (1%)	25	64
3	R8	170/172 (99%)	166 (98%)	3 (2%)	1 (1%)	25	64
3	T1	170/172 (99%)	168 (99%)	2 (1%)	0	100	100
3	T2	170/172 (99%)	169 (99%)	0	1 (1%)	25	64
3	T4	170/172 (99%)	167 (98%)	2 (1%)	1 (1%)	25	64
3	T5	170/172 (99%)	168 (99%)	2 (1%)	0	100	100
3	T6	170/172 (99%)	169 (99%)	0	1 (1%)	25	64
3	T8	170/172 (99%)	167 (98%)	2 (1%)	1 (1%)	25	64
3	V1	170/172 (99%)	168 (99%)	2 (1%)	0	100	100
3	V2	170/172 (99%)	167 (98%)	2 (1%)	1 (1%)	25	64
3	V4	170/172 (99%)	167 (98%)	2 (1%)	1 (1%)	25	64

Continued on next page...

Continued from previous page...

Mol	Chain	Analysed	Favoured	Allowed	Outliers	Percentiles	
3	V5	170/172 (99%)	168 (99%)	2 (1%)	0	100	100
3	V6	170/172 (99%)	167 (98%)	2 (1%)	1 (1%)	25	64
3	V8	170/172 (99%)	167 (98%)	2 (1%)	1 (1%)	25	64
3	X1	170/172 (99%)	168 (99%)	2 (1%)	0	100	100
3	X2	170/172 (99%)	167 (98%)	1 (1%)	2 (1%)	13	50
3	X4	170/172 (99%)	167 (98%)	2 (1%)	1 (1%)	25	64
3	X5	170/172 (99%)	168 (99%)	2 (1%)	0	100	100
3	X6	170/172 (99%)	167 (98%)	1 (1%)	2 (1%)	13	50
3	X8	170/172 (99%)	167 (98%)	2 (1%)	1 (1%)	25	64
3	Z1	170/172 (99%)	168 (99%)	2 (1%)	0	100	100
3	Z2	170/172 (99%)	169 (99%)	0	1 (1%)	25	64
3	Z4	170/172 (99%)	167 (98%)	2 (1%)	1 (1%)	25	64
3	Z5	170/172 (99%)	168 (99%)	2 (1%)	0	100	100
3	Z6	170/172 (99%)	169 (99%)	0	1 (1%)	25	64
3	Z8	170/172 (99%)	167 (98%)	2 (1%)	1 (1%)	25	64
4	N1	287/290 (99%)	273 (95%)	13 (4%)	1 (0%)	41	75
4	N2	287/290 (99%)	276 (96%)	11 (4%)	0	100	100
4	N4	287/290 (99%)	272 (95%)	14 (5%)	1 (0%)	41	75
4	N5	287/290 (99%)	273 (95%)	13 (4%)	1 (0%)	41	75
4	N6	287/290 (99%)	276 (96%)	11 (4%)	0	100	100
4	N8	287/290 (99%)	272 (95%)	14 (5%)	1 (0%)	41	75
4	a1	62/290 (21%)	55 (89%)	7 (11%)	0	100	100
4	a2	62/290 (21%)	57 (92%)	4 (6%)	1 (2%)	9	43
4	a4	59/290 (20%)	54 (92%)	4 (7%)	1 (2%)	9	42
4	a5	62/290 (21%)	55 (89%)	7 (11%)	0	100	100
4	a6	62/290 (21%)	57 (92%)	4 (6%)	1 (2%)	9	43
4	a8	59/290 (20%)	54 (92%)	4 (7%)	1 (2%)	9	42
5	03	822/886 (93%)	773 (94%)	49 (6%)	0	100	100
5	13	822/886 (93%)	767 (93%)	54 (7%)	1 (0%)	51	84
6	23	63/67 (94%)	60 (95%)	3 (5%)	0	100	100
6	33	63/67 (94%)	60 (95%)	3 (5%)	0	100	100

Continued on next page...

Continued from previous page...

Mol	Chain	Analysed	Favoured	Allowed	Outliers	Percentiles	
6	G7	63/67 (94%)	60 (95%)	3 (5%)	0	100	100
6	N7	64/67 (96%)	59 (92%)	5 (8%)	0	100	100
6	U7	63/67 (94%)	61 (97%)	2 (3%)	0	100	100
6	b7	63/67 (94%)	61 (97%)	2 (3%)	0	100	100
7	A7	158/161 (98%)	152 (96%)	6 (4%)	0	100	100
7	C7	158/161 (98%)	152 (96%)	6 (4%)	0	100	100
7	E7	158/161 (98%)	152 (96%)	6 (4%)	0	100	100
7	G3	158/161 (98%)	154 (98%)	4 (2%)	0	100	100
7	H7	158/161 (98%)	152 (96%)	6 (4%)	0	100	100
7	I3	158/161 (98%)	154 (98%)	4 (2%)	0	100	100
7	J7	158/161 (98%)	152 (96%)	6 (4%)	0	100	100
7	K3	158/161 (98%)	154 (98%)	4 (2%)	0	100	100
7	L7	158/161 (98%)	152 (96%)	6 (4%)	0	100	100
7	N3	158/161 (98%)	154 (98%)	4 (2%)	0	100	100
7	O7	158/161 (98%)	152 (96%)	6 (4%)	0	100	100
7	P3	158/161 (98%)	154 (98%)	4 (2%)	0	100	100
7	Q7	158/161 (98%)	152 (96%)	6 (4%)	0	100	100
7	R3	158/161 (98%)	154 (98%)	4 (2%)	0	100	100
7	S7	158/161 (98%)	152 (96%)	6 (4%)	0	100	100
7	T3	158/161 (98%)	154 (98%)	4 (2%)	0	100	100
7	V7	158/161 (98%)	152 (96%)	6 (4%)	0	100	100
7	X3	158/161 (98%)	154 (98%)	4 (2%)	0	100	100
7	X7	158/161 (98%)	152 (96%)	6 (4%)	0	100	100
7	Z3	158/161 (98%)	154 (98%)	4 (2%)	0	100	100
7	Z7	158/161 (98%)	152 (96%)	6 (4%)	0	100	100
7	b3	158/161 (98%)	154 (98%)	4 (2%)	0	100	100
7	d3	158/161 (98%)	154 (98%)	4 (2%)	0	100	100
7	f3	158/161 (98%)	154 (98%)	4 (2%)	0	100	100
7	i3	158/161 (98%)	154 (98%)	4 (2%)	0	100	100
7	k3	158/161 (98%)	154 (98%)	4 (2%)	0	100	100
7	o3	158/161 (98%)	152 (96%)	5 (3%)	1 (1%)	25	64

Continued on next page...

Continued from previous page...

Mol	Chain	Analysed	Favoured	Allowed	Outliers	Percentiles	
7	q3	158/161 (98%)	154 (98%)	4 (2%)	0	100	100
7	s3	158/161 (98%)	154 (98%)	4 (2%)	0	100	100
7	u3	158/161 (98%)	154 (98%)	4 (2%)	0	100	100
7	w3	158/161 (98%)	154 (98%)	4 (2%)	0	100	100
7	y3	158/161 (98%)	154 (98%)	4 (2%)	0	100	100
8	B7	159/161 (99%)	155 (98%)	4 (2%)	0	100	100
8	D7	159/161 (99%)	155 (98%)	4 (2%)	0	100	100
8	F7	159/161 (99%)	155 (98%)	4 (2%)	0	100	100
8	H3	159/161 (99%)	151 (95%)	8 (5%)	0	100	100
8	I7	159/161 (99%)	155 (98%)	4 (2%)	0	100	100
8	J3	159/161 (99%)	151 (95%)	8 (5%)	0	100	100
8	K7	159/161 (99%)	155 (98%)	4 (2%)	0	100	100
8	L3	159/161 (99%)	152 (96%)	7 (4%)	0	100	100
8	M3	159/161 (99%)	151 (95%)	8 (5%)	0	100	100
8	M7	159/161 (99%)	155 (98%)	4 (2%)	0	100	100
8	O3	159/161 (99%)	151 (95%)	8 (5%)	0	100	100
8	P7	159/161 (99%)	155 (98%)	4 (2%)	0	100	100
8	R7	159/161 (99%)	155 (98%)	4 (2%)	0	100	100
8	S3	159/161 (99%)	152 (96%)	7 (4%)	0	100	100
8	T7	159/161 (99%)	155 (98%)	4 (2%)	0	100	100
8	U3	159/161 (99%)	151 (95%)	8 (5%)	0	100	100
8	W3	159/161 (99%)	151 (95%)	8 (5%)	0	100	100
8	W7	159/161 (99%)	155 (98%)	4 (2%)	0	100	100
8	Y3	159/161 (99%)	151 (95%)	8 (5%)	0	100	100
8	Y7	159/161 (99%)	155 (98%)	4 (2%)	0	100	100
8	a3	159/161 (99%)	151 (95%)	8 (5%)	0	100	100
8	a7	159/161 (99%)	155 (98%)	4 (2%)	0	100	100
8	c3	159/161 (99%)	151 (95%)	8 (5%)	0	100	100
8	e3	159/161 (99%)	151 (95%)	8 (5%)	0	100	100
8	h3	159/161 (99%)	151 (95%)	8 (5%)	0	100	100
8	j3	159/161 (99%)	151 (95%)	8 (5%)	0	100	100

Continued on next page...

Continued from previous page...

Mol	Chain	Analysed	Favoured	Allowed	Outliers	Percentiles	
8	l3	159/161 (99%)	151 (95%)	8 (5%)	0	100	100
8	n3	159/161 (99%)	151 (95%)	8 (5%)	0	100	100
8	p3	159/161 (99%)	152 (96%)	7 (4%)	0	100	100
8	r3	159/161 (99%)	152 (96%)	7 (4%)	0	100	100
8	t3	159/161 (99%)	151 (95%)	8 (5%)	0	100	100
8	v3	159/161 (99%)	152 (96%)	7 (4%)	0	100	100
8	x3	159/161 (99%)	151 (95%)	8 (5%)	0	100	100
8	z3	159/161 (99%)	151 (95%)	8 (5%)	0	100	100
9	Q3	167/169 (99%)	156 (93%)	11 (7%)	0	100	100
9	g3	167/169 (99%)	156 (93%)	11 (7%)	0	100	100
10	V3	158/161 (98%)	154 (98%)	4 (2%)	0	100	100
10	m3	158/161 (98%)	154 (98%)	4 (2%)	0	100	100
All	All	40325/42476 (95%)	39326 (98%)	933 (2%)	66 (0%)	50	81

All (66) Ramachandran outliers are listed below:

Mol	Chain	Res	Type
1	A1	210	PRO
3	C2	154	SER
7	o3	75	GLU
1	A4	37	ILE
1	A5	210	PRO
1	A8	37	ILE
3	G2	154	SER
3	T2	145	PRO
3	X2	147	GLY
4	N4	3	VAL
3	T6	145	PRO
3	X6	147	GLY
4	N8	3	VAL
3	C2	37	ARG
3	I2	145	PRO
3	P2	37	ARG
3	P2	145	PRO
3	G4	145	PRO
3	K4	145	PRO
3	X4	145	PRO
3	C6	37	ARG

Continued on next page...

Continued from previous page...

Mol	Chain	Res	Type
3	I6	145	PRO
3	P6	37	ARG
3	P6	145	PRO
3	G8	145	PRO
3	K8	145	PRO
3	X8	145	PRO
3	K2	145	PRO
3	V2	145	PRO
5	13	718	LEU
3	C4	145	PRO
3	E4	145	PRO
3	P4	145	PRO
3	R4	145	PRO
3	T4	145	PRO
4	a4	252	PRO
3	K6	145	PRO
3	V6	145	PRO
3	C8	145	PRO
3	E8	145	PRO
3	P8	145	PRO
3	R8	145	PRO
3	T8	145	PRO
4	a8	252	PRO
3	M2	145	PRO
3	X2	145	PRO
3	M4	145	PRO
3	V4	145	PRO
3	G6	145	PRO
3	M6	145	PRO
3	X6	145	PRO
3	M8	145	PRO
3	V8	145	PRO
4	N1	250	ARG
3	R2	145	PRO
3	Z4	145	PRO
4	N5	250	ARG
3	C6	145	PRO
3	E6	145	PRO
3	R6	145	PRO
3	Z8	145	PRO
3	E2	145	PRO
3	Z2	145	PRO

Continued on next page...

Continued from previous page...

Mol	Chain	Res	Type
3	Z6	145	PRO
4	a2	252	PRO
4	a6	252	PRO

5.3.2 Protein sidechains [i](#)

In the following table, the Percentiles column shows the percent sidechain outliers of the chain as a percentile score with respect to all PDB entries followed by that with respect to all EM entries.

The Analysed column shows the number of residues for which the sidechain conformation was analysed, and the total number of residues.

Mol	Chain	Analysed	Rotameric	Outliers	Percentiles	
1	A1	199/218 (91%)	197 (99%)	2 (1%)	76	88
1	A2	202/218 (93%)	193 (96%)	9 (4%)	27	61
1	A4	199/218 (91%)	197 (99%)	2 (1%)	76	88
1	A5	199/218 (91%)	195 (98%)	4 (2%)	55	79
1	A6	202/218 (93%)	192 (95%)	10 (5%)	24	58
1	A8	199/218 (91%)	196 (98%)	3 (2%)	65	84
2	B1	126/126 (100%)	116 (92%)	10 (8%)	12	41
2	B2	126/126 (100%)	111 (88%)	15 (12%)	5	25
2	B4	126/126 (100%)	110 (87%)	16 (13%)	4	22
2	B5	126/126 (100%)	116 (92%)	10 (8%)	12	41
2	B6	126/126 (100%)	111 (88%)	15 (12%)	5	25
2	B8	126/126 (100%)	111 (88%)	15 (12%)	5	25
2	D1	126/126 (100%)	117 (93%)	9 (7%)	14	46
2	D2	126/126 (100%)	111 (88%)	15 (12%)	5	25
2	D4	126/126 (100%)	110 (87%)	16 (13%)	4	22
2	D5	126/126 (100%)	117 (93%)	9 (7%)	14	46
2	D6	126/126 (100%)	111 (88%)	15 (12%)	5	25
2	D8	126/126 (100%)	111 (88%)	15 (12%)	5	25
2	F1	126/126 (100%)	117 (93%)	9 (7%)	14	46
2	F2	126/126 (100%)	111 (88%)	15 (12%)	5	25
2	F4	126/126 (100%)	110 (87%)	16 (13%)	4	22

Continued on next page...

Continued from previous page...

Mol	Chain	Analysed	Rotameric	Outliers	Percentiles	
2	F5	126/126 (100%)	117 (93%)	9 (7%)	14	46
2	F6	126/126 (100%)	111 (88%)	15 (12%)	5	25
2	F8	126/126 (100%)	110 (87%)	16 (13%)	4	22
2	H1	126/126 (100%)	117 (93%)	9 (7%)	14	46
2	H2	126/126 (100%)	111 (88%)	15 (12%)	5	25
2	H4	126/126 (100%)	109 (86%)	17 (14%)	4	21
2	H5	126/126 (100%)	117 (93%)	9 (7%)	14	46
2	H6	126/126 (100%)	111 (88%)	15 (12%)	5	25
2	H8	126/126 (100%)	109 (86%)	17 (14%)	4	21
2	J1	126/126 (100%)	117 (93%)	9 (7%)	14	46
2	J2	126/126 (100%)	111 (88%)	15 (12%)	5	25
2	J4	126/126 (100%)	110 (87%)	16 (13%)	4	22
2	J5	126/126 (100%)	116 (92%)	10 (8%)	12	41
2	J6	126/126 (100%)	111 (88%)	15 (12%)	5	25
2	J8	126/126 (100%)	110 (87%)	16 (13%)	4	22
2	L1	126/126 (100%)	117 (93%)	9 (7%)	14	46
2	L2	126/126 (100%)	111 (88%)	15 (12%)	5	25
2	L4	126/126 (100%)	113 (90%)	13 (10%)	7	32
2	L5	126/126 (100%)	117 (93%)	9 (7%)	14	46
2	L6	126/126 (100%)	111 (88%)	15 (12%)	5	25
2	L8	126/126 (100%)	112 (89%)	14 (11%)	6	28
2	O1	125/126 (99%)	116 (93%)	9 (7%)	14	45
2	O2	126/126 (100%)	111 (88%)	15 (12%)	5	25
2	O4	126/126 (100%)	110 (87%)	16 (13%)	4	22
2	O5	125/126 (99%)	116 (93%)	9 (7%)	14	45
2	O6	126/126 (100%)	111 (88%)	15 (12%)	5	25
2	O8	126/126 (100%)	110 (87%)	16 (13%)	4	22
2	Q1	126/126 (100%)	117 (93%)	9 (7%)	14	46
2	Q2	126/126 (100%)	111 (88%)	15 (12%)	5	25
2	Q4	126/126 (100%)	111 (88%)	15 (12%)	5	25
2	Q5	126/126 (100%)	117 (93%)	9 (7%)	14	46

Continued on next page...

Continued from previous page...

Mol	Chain	Analysed	Rotameric	Outliers	Percentiles	
2	Q6	126/126 (100%)	111 (88%)	15 (12%)	5	25
2	Q8	126/126 (100%)	111 (88%)	15 (12%)	5	25
2	S1	126/126 (100%)	117 (93%)	9 (7%)	14	46
2	S2	126/126 (100%)	111 (88%)	15 (12%)	5	25
2	S4	126/126 (100%)	112 (89%)	14 (11%)	6	28
2	S5	126/126 (100%)	117 (93%)	9 (7%)	14	46
2	S6	126/126 (100%)	111 (88%)	15 (12%)	5	25
2	S8	126/126 (100%)	112 (89%)	14 (11%)	6	28
2	U1	126/126 (100%)	117 (93%)	9 (7%)	14	46
2	U2	126/126 (100%)	111 (88%)	15 (12%)	5	25
2	U4	126/126 (100%)	112 (89%)	14 (11%)	6	28
2	U5	126/126 (100%)	117 (93%)	9 (7%)	14	46
2	U6	126/126 (100%)	111 (88%)	15 (12%)	5	25
2	U8	126/126 (100%)	112 (89%)	14 (11%)	6	28
2	W1	126/126 (100%)	117 (93%)	9 (7%)	14	46
2	W2	126/126 (100%)	111 (88%)	15 (12%)	5	25
2	W4	126/126 (100%)	112 (89%)	14 (11%)	6	28
2	W5	126/126 (100%)	117 (93%)	9 (7%)	14	46
2	W6	126/126 (100%)	111 (88%)	15 (12%)	5	25
2	W8	126/126 (100%)	112 (89%)	14 (11%)	6	28
2	Y1	126/126 (100%)	117 (93%)	9 (7%)	14	46
2	Y2	126/126 (100%)	111 (88%)	15 (12%)	5	25
2	Y4	126/126 (100%)	112 (89%)	14 (11%)	6	28
2	Y5	126/126 (100%)	117 (93%)	9 (7%)	14	46
2	Y6	126/126 (100%)	111 (88%)	15 (12%)	5	25
2	Y8	126/126 (100%)	112 (89%)	14 (11%)	6	28
3	C1	133/133 (100%)	123 (92%)	10 (8%)	13	43
3	C2	133/133 (100%)	113 (85%)	20 (15%)	3	17
3	C4	133/133 (100%)	122 (92%)	11 (8%)	11	40
3	C5	133/133 (100%)	123 (92%)	10 (8%)	13	43
3	C6	133/133 (100%)	112 (84%)	21 (16%)	2	15

Continued on next page...

Continued from previous page...

Mol	Chain	Analysed	Rotameric	Outliers	Percentiles	
3	C8	133/133 (100%)	123 (92%)	10 (8%)	13	43
3	E1	133/133 (100%)	123 (92%)	10 (8%)	13	43
3	E2	133/133 (100%)	115 (86%)	18 (14%)	4	21
3	E4	133/133 (100%)	122 (92%)	11 (8%)	11	40
3	E5	133/133 (100%)	123 (92%)	10 (8%)	13	43
3	E6	133/133 (100%)	115 (86%)	18 (14%)	4	21
3	E8	133/133 (100%)	122 (92%)	11 (8%)	11	40
3	G1	133/133 (100%)	123 (92%)	10 (8%)	13	43
3	G2	133/133 (100%)	115 (86%)	18 (14%)	4	21
3	G4	133/133 (100%)	122 (92%)	11 (8%)	11	40
3	G5	133/133 (100%)	123 (92%)	10 (8%)	13	43
3	G6	133/133 (100%)	116 (87%)	17 (13%)	4	22
3	G8	133/133 (100%)	122 (92%)	11 (8%)	11	40
3	I1	133/133 (100%)	123 (92%)	10 (8%)	13	43
3	I2	133/133 (100%)	116 (87%)	17 (13%)	4	22
3	I4	133/133 (100%)	122 (92%)	11 (8%)	11	40
3	I5	133/133 (100%)	123 (92%)	10 (8%)	13	43
3	I6	133/133 (100%)	116 (87%)	17 (13%)	4	22
3	I8	133/133 (100%)	122 (92%)	11 (8%)	11	40
3	K1	133/133 (100%)	123 (92%)	10 (8%)	13	43
3	K2	133/133 (100%)	118 (89%)	15 (11%)	6	27
3	K4	133/133 (100%)	123 (92%)	10 (8%)	13	43
3	K5	133/133 (100%)	123 (92%)	10 (8%)	13	43
3	K6	133/133 (100%)	118 (89%)	15 (11%)	6	27
3	K8	133/133 (100%)	123 (92%)	10 (8%)	13	43
3	M1	133/133 (100%)	123 (92%)	10 (8%)	13	43
3	M2	133/133 (100%)	117 (88%)	16 (12%)	5	24
3	M4	133/133 (100%)	122 (92%)	11 (8%)	11	40
3	M5	133/133 (100%)	123 (92%)	10 (8%)	13	43
3	M6	133/133 (100%)	117 (88%)	16 (12%)	5	24
3	M8	133/133 (100%)	122 (92%)	11 (8%)	11	40

Continued on next page...

Continued from previous page...

Mol	Chain	Analysed	Rotameric	Outliers	Percentiles	
3	P1	133/133 (100%)	123 (92%)	10 (8%)	13	43
3	P2	133/133 (100%)	113 (85%)	20 (15%)	3	17
3	P4	133/133 (100%)	124 (93%)	9 (7%)	16	48
3	P5	133/133 (100%)	123 (92%)	10 (8%)	13	43
3	P6	133/133 (100%)	113 (85%)	20 (15%)	3	17
3	P8	133/133 (100%)	124 (93%)	9 (7%)	16	48
3	R1	133/133 (100%)	123 (92%)	10 (8%)	13	43
3	R2	133/133 (100%)	116 (87%)	17 (13%)	4	22
3	R4	133/133 (100%)	125 (94%)	8 (6%)	19	52
3	R5	133/133 (100%)	123 (92%)	10 (8%)	13	43
3	R6	133/133 (100%)	116 (87%)	17 (13%)	4	22
3	R8	133/133 (100%)	125 (94%)	8 (6%)	19	52
3	T1	133/133 (100%)	123 (92%)	10 (8%)	13	43
3	T2	133/133 (100%)	115 (86%)	18 (14%)	4	21
3	T4	133/133 (100%)	124 (93%)	9 (7%)	16	48
3	T5	133/133 (100%)	123 (92%)	10 (8%)	13	43
3	T6	133/133 (100%)	115 (86%)	18 (14%)	4	21
3	T8	133/133 (100%)	124 (93%)	9 (7%)	16	48
3	V1	133/133 (100%)	123 (92%)	10 (8%)	13	43
3	V2	133/133 (100%)	115 (86%)	18 (14%)	4	21
3	V4	133/133 (100%)	123 (92%)	10 (8%)	13	43
3	V5	133/133 (100%)	123 (92%)	10 (8%)	13	43
3	V6	133/133 (100%)	115 (86%)	18 (14%)	4	21
3	V8	133/133 (100%)	123 (92%)	10 (8%)	13	43
3	X1	133/133 (100%)	123 (92%)	10 (8%)	13	43
3	X2	133/133 (100%)	116 (87%)	17 (13%)	4	22
3	X4	133/133 (100%)	124 (93%)	9 (7%)	16	48
3	X5	133/133 (100%)	123 (92%)	10 (8%)	13	43
3	X6	133/133 (100%)	117 (88%)	16 (12%)	5	24
3	X8	133/133 (100%)	124 (93%)	9 (7%)	16	48
3	Z1	133/133 (100%)	123 (92%)	10 (8%)	13	43

Continued on next page...

Continued from previous page...

Mol	Chain	Analysed	Rotameric	Outliers	Percentiles	
3	Z2	133/133 (100%)	115 (86%)	18 (14%)	4	21
3	Z4	133/133 (100%)	122 (92%)	11 (8%)	11	40
3	Z5	133/133 (100%)	123 (92%)	10 (8%)	13	43
3	Z6	133/133 (100%)	115 (86%)	18 (14%)	4	21
3	Z8	133/133 (100%)	122 (92%)	11 (8%)	11	40
4	N1	239/240 (100%)	238 (100%)	1 (0%)	91	96
4	N2	239/240 (100%)	227 (95%)	12 (5%)	24	58
4	N4	239/240 (100%)	237 (99%)	2 (1%)	81	91
4	N5	239/240 (100%)	238 (100%)	1 (0%)	91	96
4	N6	239/240 (100%)	227 (95%)	12 (5%)	24	58
4	N8	239/240 (100%)	237 (99%)	2 (1%)	81	91
4	a1	54/240 (22%)	54 (100%)	0	100	100
4	a2	54/240 (22%)	54 (100%)	0	100	100
4	a4	52/240 (22%)	52 (100%)	0	100	100
4	a5	54/240 (22%)	54 (100%)	0	100	100
4	a6	54/240 (22%)	54 (100%)	0	100	100
4	a8	52/240 (22%)	52 (100%)	0	100	100
5	03	704/745 (94%)	632 (90%)	72 (10%)	7	32
5	13	704/745 (94%)	628 (89%)	76 (11%)	6	30
6	23	58/60 (97%)	57 (98%)	1 (2%)	60	82
6	33	58/60 (97%)	57 (98%)	1 (2%)	60	82
6	G7	58/60 (97%)	55 (95%)	3 (5%)	23	56
6	N7	59/60 (98%)	57 (97%)	2 (3%)	37	68
6	U7	58/60 (97%)	56 (97%)	2 (3%)	37	68
6	b7	58/60 (97%)	55 (95%)	3 (5%)	23	56
7	A7	124/125 (99%)	108 (87%)	16 (13%)	4	22
7	C7	124/125 (99%)	108 (87%)	16 (13%)	4	22
7	E7	124/125 (99%)	108 (87%)	16 (13%)	4	22
7	G3	124/125 (99%)	110 (89%)	14 (11%)	6	27
7	H7	124/125 (99%)	107 (86%)	17 (14%)	3	20
7	I3	124/125 (99%)	110 (89%)	14 (11%)	6	27

Continued on next page...

Continued from previous page...

Mol	Chain	Analysed	Rotameric	Outliers	Percentiles	
7	J7	124/125 (99%)	108 (87%)	16 (13%)	4	22
7	K3	124/125 (99%)	109 (88%)	15 (12%)	5	24
7	L7	124/125 (99%)	108 (87%)	16 (13%)	4	22
7	N3	124/125 (99%)	110 (89%)	14 (11%)	6	27
7	O7	124/125 (99%)	108 (87%)	16 (13%)	4	22
7	P3	124/125 (99%)	110 (89%)	14 (11%)	6	27
7	Q7	124/125 (99%)	108 (87%)	16 (13%)	4	22
7	R3	124/125 (99%)	110 (89%)	14 (11%)	6	27
7	S7	124/125 (99%)	107 (86%)	17 (14%)	3	20
7	T3	124/125 (99%)	110 (89%)	14 (11%)	6	27
7	V7	124/125 (99%)	109 (88%)	15 (12%)	5	24
7	X3	124/125 (99%)	109 (88%)	15 (12%)	5	24
7	X7	124/125 (99%)	108 (87%)	16 (13%)	4	22
7	Z3	124/125 (99%)	109 (88%)	15 (12%)	5	24
7	Z7	124/125 (99%)	108 (87%)	16 (13%)	4	22
7	b3	124/125 (99%)	110 (89%)	14 (11%)	6	27
7	d3	124/125 (99%)	110 (89%)	14 (11%)	6	27
7	f3	124/125 (99%)	110 (89%)	14 (11%)	6	27
7	i3	124/125 (99%)	110 (89%)	14 (11%)	6	27
7	k3	124/125 (99%)	110 (89%)	14 (11%)	6	27
7	o3	124/125 (99%)	110 (89%)	14 (11%)	6	27
7	q3	124/125 (99%)	108 (87%)	16 (13%)	4	22
7	s3	124/125 (99%)	110 (89%)	14 (11%)	6	27
7	u3	124/125 (99%)	110 (89%)	14 (11%)	6	27
7	w3	124/125 (99%)	108 (87%)	16 (13%)	4	22
7	y3	124/125 (99%)	110 (89%)	14 (11%)	6	27
8	B7	124/124 (100%)	105 (85%)	19 (15%)	2	17
8	D7	124/124 (100%)	105 (85%)	19 (15%)	2	17
8	F7	124/124 (100%)	105 (85%)	19 (15%)	2	17
8	H3	124/124 (100%)	113 (91%)	11 (9%)	9	37
8	I7	124/124 (100%)	105 (85%)	19 (15%)	2	17

Continued on next page...

Continued from previous page...

Mol	Chain	Analysed	Rotameric	Outliers	Percentiles	
8	J3	124/124 (100%)	114 (92%)	10 (8%)	11	41
8	K7	124/124 (100%)	105 (85%)	19 (15%)	2	17
8	L3	124/124 (100%)	113 (91%)	11 (9%)	9	37
8	M3	124/124 (100%)	113 (91%)	11 (9%)	9	37
8	M7	124/124 (100%)	105 (85%)	19 (15%)	2	17
8	O3	124/124 (100%)	113 (91%)	11 (9%)	9	37
8	P7	124/124 (100%)	105 (85%)	19 (15%)	2	17
8	R7	124/124 (100%)	105 (85%)	19 (15%)	2	17
8	S3	124/124 (100%)	113 (91%)	11 (9%)	9	37
8	T7	124/124 (100%)	105 (85%)	19 (15%)	2	17
8	U3	124/124 (100%)	113 (91%)	11 (9%)	9	37
8	W3	124/124 (100%)	113 (91%)	11 (9%)	9	37
8	W7	124/124 (100%)	105 (85%)	19 (15%)	2	17
8	Y3	124/124 (100%)	114 (92%)	10 (8%)	11	41
8	Y7	124/124 (100%)	105 (85%)	19 (15%)	2	17
8	a3	124/124 (100%)	113 (91%)	11 (9%)	9	37
8	a7	124/124 (100%)	105 (85%)	19 (15%)	2	17
8	c3	124/124 (100%)	113 (91%)	11 (9%)	9	37
8	e3	124/124 (100%)	113 (91%)	11 (9%)	9	37
8	h3	124/124 (100%)	113 (91%)	11 (9%)	9	37
8	j3	124/124 (100%)	113 (91%)	11 (9%)	9	37
8	l3	124/124 (100%)	113 (91%)	11 (9%)	9	37
8	n3	124/124 (100%)	113 (91%)	11 (9%)	9	37
8	p3	124/124 (100%)	113 (91%)	11 (9%)	9	37
8	r3	124/124 (100%)	113 (91%)	11 (9%)	9	37
8	t3	124/124 (100%)	113 (91%)	11 (9%)	9	37
8	v3	124/124 (100%)	113 (91%)	11 (9%)	9	37
8	x3	124/124 (100%)	113 (91%)	11 (9%)	9	37
8	z3	124/124 (100%)	113 (91%)	11 (9%)	9	37
9	Q3	136/136 (100%)	130 (96%)	6 (4%)	28	62
9	g3	136/136 (100%)	130 (96%)	6 (4%)	28	62

Continued on next page...

Continued from previous page...

Mol	Chain	Analysed	Rotameric	Outliers	Percentiles	
10	V3	129/130 (99%)	117 (91%)	12 (9%)	9	35
10	m3	129/130 (99%)	117 (91%)	12 (9%)	9	35
All	All	32071/33434 (96%)	29023 (90%)	3048 (10%)	12	34

All (3048) residues with a non-rotameric sidechain are listed below:

Mol	Chain	Res	Type
1	A1	202	ARG
1	A1	203	PHE
2	B1	43	THR
2	B1	53	ASN
2	B1	66	THR
2	B1	67	THR
2	B1	73	ASN
2	B1	88	ILE
2	B1	123	ASP
2	B1	125	SER
2	B1	143	THR
2	B1	145	ASP
3	C1	49	SER
3	C1	50	SER
3	C1	75	THR
3	C1	77	ARG
3	C1	111	ASN
3	C1	126	SER
3	C1	127	VAL
3	C1	149	THR
3	C1	154	SER
3	C1	166	THR
2	D1	43	THR
2	D1	53	ASN
2	D1	66	THR
2	D1	67	THR
2	D1	73	ASN
2	D1	88	ILE
2	D1	123	ASP
2	D1	125	SER
2	D1	143	THR
3	E1	49	SER
3	E1	50	SER
3	E1	75	THR

Continued on next page...

Continued from previous page...

Mol	Chain	Res	Type
3	E1	77	ARG
3	E1	111	ASN
3	E1	126	SER
3	E1	127	VAL
3	E1	149	THR
3	E1	154	SER
3	E1	166	THR
2	F1	43	THR
2	F1	53	ASN
2	F1	66	THR
2	F1	67	THR
2	F1	73	ASN
2	F1	88	ILE
2	F1	123	ASP
2	F1	125	SER
2	F1	143	THR
3	G1	49	SER
3	G1	50	SER
3	G1	75	THR
3	G1	77	ARG
3	G1	111	ASN
3	G1	126	SER
3	G1	127	VAL
3	G1	149	THR
3	G1	154	SER
3	G1	166	THR
2	H1	43	THR
2	H1	53	ASN
2	H1	66	THR
2	H1	67	THR
2	H1	73	ASN
2	H1	88	ILE
2	H1	123	ASP
2	H1	125	SER
2	H1	143	THR
3	I1	49	SER
3	I1	50	SER
3	I1	75	THR
3	I1	77	ARG
3	I1	111	ASN
3	I1	126	SER
3	I1	127	VAL

Continued on next page...

Continued from previous page...

Mol	Chain	Res	Type
3	I1	149	THR
3	I1	154	SER
3	I1	166	THR
2	J1	43	THR
2	J1	53	ASN
2	J1	66	THR
2	J1	67	THR
2	J1	73	ASN
2	J1	88	ILE
2	J1	123	ASP
2	J1	125	SER
2	J1	143	THR
3	K1	49	SER
3	K1	50	SER
3	K1	75	THR
3	K1	77	ARG
3	K1	111	ASN
3	K1	126	SER
3	K1	127	VAL
3	K1	149	THR
3	K1	154	SER
3	K1	166	THR
2	L1	43	THR
2	L1	53	ASN
2	L1	66	THR
2	L1	67	THR
2	L1	73	ASN
2	L1	88	ILE
2	L1	123	ASP
2	L1	125	SER
2	L1	143	THR
3	M1	49	SER
3	M1	50	SER
3	M1	75	THR
3	M1	77	ARG
3	M1	111	ASN
3	M1	126	SER
3	M1	127	VAL
3	M1	149	THR
3	M1	154	SER
3	M1	166	THR
4	N1	12	THR

Continued on next page...

Continued from previous page...

Mol	Chain	Res	Type
2	O1	43	THR
2	O1	53	ASN
2	O1	66	THR
2	O1	67	THR
2	O1	73	ASN
2	O1	88	ILE
2	O1	123	ASP
2	O1	125	SER
2	O1	143	THR
3	P1	49	SER
3	P1	50	SER
3	P1	75	THR
3	P1	77	ARG
3	P1	111	ASN
3	P1	126	SER
3	P1	127	VAL
3	P1	149	THR
3	P1	154	SER
3	P1	166	THR
2	Q1	43	THR
2	Q1	53	ASN
2	Q1	66	THR
2	Q1	67	THR
2	Q1	73	ASN
2	Q1	88	ILE
2	Q1	123	ASP
2	Q1	125	SER
2	Q1	143	THR
3	R1	49	SER
3	R1	50	SER
3	R1	75	THR
3	R1	77	ARG
3	R1	111	ASN
3	R1	126	SER
3	R1	127	VAL
3	R1	149	THR
3	R1	154	SER
3	R1	166	THR
2	S1	43	THR
2	S1	53	ASN
2	S1	66	THR
2	S1	67	THR

Continued on next page...

Continued from previous page...

Mol	Chain	Res	Type
2	S1	73	ASN
2	S1	88	ILE
2	S1	123	ASP
2	S1	125	SER
2	S1	143	THR
3	T1	49	SER
3	T1	50	SER
3	T1	75	THR
3	T1	77	ARG
3	T1	111	ASN
3	T1	126	SER
3	T1	127	VAL
3	T1	149	THR
3	T1	154	SER
3	T1	166	THR
2	U1	43	THR
2	U1	53	ASN
2	U1	66	THR
2	U1	67	THR
2	U1	73	ASN
2	U1	88	ILE
2	U1	123	ASP
2	U1	125	SER
2	U1	143	THR
3	V1	49	SER
3	V1	50	SER
3	V1	75	THR
3	V1	77	ARG
3	V1	111	ASN
3	V1	126	SER
3	V1	127	VAL
3	V1	149	THR
3	V1	154	SER
3	V1	166	THR
2	W1	43	THR
2	W1	53	ASN
2	W1	66	THR
2	W1	67	THR
2	W1	73	ASN
2	W1	88	ILE
2	W1	123	ASP
2	W1	125	SER

Continued on next page...

Continued from previous page...

Mol	Chain	Res	Type
2	W1	143	THR
3	X1	49	SER
3	X1	50	SER
3	X1	75	THR
3	X1	77	ARG
3	X1	111	ASN
3	X1	126	SER
3	X1	127	VAL
3	X1	149	THR
3	X1	154	SER
3	X1	166	THR
2	Y1	43	THR
2	Y1	53	ASN
2	Y1	66	THR
2	Y1	67	THR
2	Y1	73	ASN
2	Y1	88	ILE
2	Y1	123	ASP
2	Y1	125	SER
2	Y1	143	THR
3	Z1	49	SER
3	Z1	50	SER
3	Z1	75	THR
3	Z1	77	ARG
3	Z1	111	ASN
3	Z1	126	SER
3	Z1	127	VAL
3	Z1	149	THR
3	Z1	154	SER
3	Z1	166	THR
1	A2	21	THR
1	A2	22	VAL
1	A2	74	GLN
1	A2	77	VAL
1	A2	106	GLN
1	A2	107	CYS
1	A2	180	ARG
1	A2	182	ASP
1	A2	191	PHE
2	B2	32	ARG
2	B2	43	THR
2	B2	50	THR

Continued on next page...

Continued from previous page...

Mol	Chain	Res	Type
2	B2	66	THR
2	B2	67	THR
2	B2	68	SER
2	B2	69	THR
2	B2	82	ASP
2	B2	84	CYS
2	B2	108	ASP
2	B2	121	THR
2	B2	123	ASP
2	B2	125	SER
2	B2	143	THR
2	B2	155	ASP
3	C2	3	ASP
3	C2	17	GLU
3	C2	31	VAL
3	C2	36	LYS
3	C2	37	ARG
3	C2	38	SER
3	C2	49	SER
3	C2	62	ASP
3	C2	74	TYR
3	C2	77	ARG
3	C2	104	VAL
3	C2	107	ASP
3	C2	111	ASN
3	C2	113	LEU
3	C2	141	ILE
3	C2	142	VAL
3	C2	153	CYS
3	C2	156	LEU
3	C2	166	THR
3	C2	172	GLU
2	D2	32	ARG
2	D2	43	THR
2	D2	50	THR
2	D2	66	THR
2	D2	67	THR
2	D2	68	SER
2	D2	69	THR
2	D2	82	ASP
2	D2	84	CYS
2	D2	108	ASP

Continued on next page...

Continued from previous page...

Mol	Chain	Res	Type
2	D2	121	THR
2	D2	123	ASP
2	D2	125	SER
2	D2	143	THR
2	D2	155	ASP
3	E2	3	ASP
3	E2	17	GLU
3	E2	31	VAL
3	E2	37	ARG
3	E2	38	SER
3	E2	49	SER
3	E2	62	ASP
3	E2	74	TYR
3	E2	77	ARG
3	E2	104	VAL
3	E2	107	ASP
3	E2	111	ASN
3	E2	113	LEU
3	E2	141	ILE
3	E2	142	VAL
3	E2	156	LEU
3	E2	166	THR
3	E2	172	GLU
2	F2	32	ARG
2	F2	43	THR
2	F2	50	THR
2	F2	66	THR
2	F2	67	THR
2	F2	68	SER
2	F2	69	THR
2	F2	82	ASP
2	F2	84	CYS
2	F2	108	ASP
2	F2	121	THR
2	F2	123	ASP
2	F2	125	SER
2	F2	143	THR
2	F2	155	ASP
3	G2	3	ASP
3	G2	17	GLU
3	G2	31	VAL
3	G2	37	ARG

Continued on next page...

Continued from previous page...

Mol	Chain	Res	Type
3	G2	49	SER
3	G2	57	ARG
3	G2	62	ASP
3	G2	74	TYR
3	G2	77	ARG
3	G2	104	VAL
3	G2	107	ASP
3	G2	111	ASN
3	G2	113	LEU
3	G2	141	ILE
3	G2	142	VAL
3	G2	156	LEU
3	G2	166	THR
3	G2	172	GLU
2	H2	32	ARG
2	H2	43	THR
2	H2	50	THR
2	H2	66	THR
2	H2	67	THR
2	H2	68	SER
2	H2	69	THR
2	H2	82	ASP
2	H2	84	CYS
2	H2	108	ASP
2	H2	121	THR
2	H2	123	ASP
2	H2	125	SER
2	H2	143	THR
2	H2	155	ASP
3	I2	3	ASP
3	I2	17	GLU
3	I2	31	VAL
3	I2	37	ARG
3	I2	49	SER
3	I2	57	ARG
3	I2	62	ASP
3	I2	74	TYR
3	I2	77	ARG
3	I2	104	VAL
3	I2	107	ASP
3	I2	113	LEU
3	I2	141	ILE

Continued on next page...

Continued from previous page...

Mol	Chain	Res	Type
3	I2	142	VAL
3	I2	156	LEU
3	I2	166	THR
3	I2	172	GLU
2	J2	32	ARG
2	J2	43	THR
2	J2	50	THR
2	J2	66	THR
2	J2	67	THR
2	J2	68	SER
2	J2	69	THR
2	J2	82	ASP
2	J2	84	CYS
2	J2	108	ASP
2	J2	121	THR
2	J2	123	ASP
2	J2	125	SER
2	J2	143	THR
2	J2	155	ASP
3	K2	3	ASP
3	K2	17	GLU
3	K2	31	VAL
3	K2	49	SER
3	K2	62	ASP
3	K2	74	TYR
3	K2	77	ARG
3	K2	104	VAL
3	K2	107	ASP
3	K2	111	ASN
3	K2	113	LEU
3	K2	141	ILE
3	K2	142	VAL
3	K2	166	THR
3	K2	172	GLU
2	L2	32	ARG
2	L2	43	THR
2	L2	50	THR
2	L2	66	THR
2	L2	67	THR
2	L2	68	SER
2	L2	69	THR
2	L2	82	ASP

Continued on next page...

Continued from previous page...

Mol	Chain	Res	Type
2	L2	84	CYS
2	L2	108	ASP
2	L2	121	THR
2	L2	123	ASP
2	L2	125	SER
2	L2	143	THR
2	L2	155	ASP
3	M2	3	ASP
3	M2	17	GLU
3	M2	31	VAL
3	M2	37	ARG
3	M2	49	SER
3	M2	62	ASP
3	M2	74	TYR
3	M2	77	ARG
3	M2	104	VAL
3	M2	107	ASP
3	M2	109	CYS
3	M2	113	LEU
3	M2	141	ILE
3	M2	142	VAL
3	M2	166	THR
3	M2	172	GLU
4	N2	20	VAL
4	N2	28	ARG
4	N2	30	ASP
4	N2	80	LEU
4	N2	131	SER
4	N2	142	PHE
4	N2	152	SER
4	N2	162	VAL
4	N2	188	ARG
4	N2	218	ASP
4	N2	226	LEU
4	N2	257	SER
2	O2	32	ARG
2	O2	43	THR
2	O2	50	THR
2	O2	66	THR
2	O2	67	THR
2	O2	68	SER
2	O2	69	THR

Continued on next page...

Continued from previous page...

Mol	Chain	Res	Type
2	O2	82	ASP
2	O2	84	CYS
2	O2	108	ASP
2	O2	121	THR
2	O2	123	ASP
2	O2	125	SER
2	O2	143	THR
2	O2	155	ASP
3	P2	3	ASP
3	P2	17	GLU
3	P2	31	VAL
3	P2	36	LYS
3	P2	37	ARG
3	P2	38	SER
3	P2	49	SER
3	P2	62	ASP
3	P2	74	TYR
3	P2	77	ARG
3	P2	104	VAL
3	P2	107	ASP
3	P2	111	ASN
3	P2	113	LEU
3	P2	141	ILE
3	P2	142	VAL
3	P2	152	ASP
3	P2	156	LEU
3	P2	166	THR
3	P2	172	GLU
2	Q2	32	ARG
2	Q2	43	THR
2	Q2	50	THR
2	Q2	66	THR
2	Q2	67	THR
2	Q2	68	SER
2	Q2	69	THR
2	Q2	82	ASP
2	Q2	84	CYS
2	Q2	108	ASP
2	Q2	121	THR
2	Q2	123	ASP
2	Q2	125	SER
2	Q2	143	THR

Continued on next page...

Continued from previous page...

Mol	Chain	Res	Type
2	Q2	155	ASP
3	R2	3	ASP
3	R2	17	GLU
3	R2	31	VAL
3	R2	37	ARG
3	R2	38	SER
3	R2	49	SER
3	R2	62	ASP
3	R2	74	TYR
3	R2	77	ARG
3	R2	104	VAL
3	R2	107	ASP
3	R2	111	ASN
3	R2	113	LEU
3	R2	141	ILE
3	R2	142	VAL
3	R2	166	THR
3	R2	172	GLU
2	S2	32	ARG
2	S2	43	THR
2	S2	50	THR
2	S2	66	THR
2	S2	67	THR
2	S2	68	SER
2	S2	69	THR
2	S2	82	ASP
2	S2	84	CYS
2	S2	108	ASP
2	S2	121	THR
2	S2	123	ASP
2	S2	125	SER
2	S2	143	THR
2	S2	155	ASP
3	T2	3	ASP
3	T2	17	GLU
3	T2	31	VAL
3	T2	37	ARG
3	T2	38	SER
3	T2	49	SER
3	T2	62	ASP
3	T2	74	TYR
3	T2	77	ARG

Continued on next page...

Continued from previous page...

Mol	Chain	Res	Type
3	T2	104	VAL
3	T2	107	ASP
3	T2	111	ASN
3	T2	113	LEU
3	T2	141	ILE
3	T2	142	VAL
3	T2	153	CYS
3	T2	166	THR
3	T2	172	GLU
2	U2	32	ARG
2	U2	43	THR
2	U2	50	THR
2	U2	66	THR
2	U2	67	THR
2	U2	68	SER
2	U2	69	THR
2	U2	82	ASP
2	U2	84	CYS
2	U2	108	ASP
2	U2	121	THR
2	U2	123	ASP
2	U2	125	SER
2	U2	143	THR
2	U2	155	ASP
3	V2	3	ASP
3	V2	17	GLU
3	V2	31	VAL
3	V2	37	ARG
3	V2	38	SER
3	V2	49	SER
3	V2	57	ARG
3	V2	62	ASP
3	V2	74	TYR
3	V2	77	ARG
3	V2	104	VAL
3	V2	107	ASP
3	V2	111	ASN
3	V2	113	LEU
3	V2	141	ILE
3	V2	142	VAL
3	V2	166	THR
3	V2	172	GLU

Continued on next page...

Continued from previous page...

Mol	Chain	Res	Type
2	W2	32	ARG
2	W2	43	THR
2	W2	50	THR
2	W2	66	THR
2	W2	67	THR
2	W2	68	SER
2	W2	69	THR
2	W2	82	ASP
2	W2	84	CYS
2	W2	108	ASP
2	W2	121	THR
2	W2	123	ASP
2	W2	125	SER
2	W2	143	THR
2	W2	155	ASP
3	X2	3	ASP
3	X2	17	GLU
3	X2	31	VAL
3	X2	37	ARG
3	X2	38	SER
3	X2	49	SER
3	X2	57	ARG
3	X2	62	ASP
3	X2	74	TYR
3	X2	77	ARG
3	X2	104	VAL
3	X2	107	ASP
3	X2	113	LEU
3	X2	141	ILE
3	X2	142	VAL
3	X2	166	THR
3	X2	172	GLU
2	Y2	32	ARG
2	Y2	43	THR
2	Y2	50	THR
2	Y2	66	THR
2	Y2	67	THR
2	Y2	68	SER
2	Y2	69	THR
2	Y2	82	ASP
2	Y2	84	CYS
2	Y2	108	ASP

Continued on next page...

Continued from previous page...

Mol	Chain	Res	Type
2	Y2	121	THR
2	Y2	123	ASP
2	Y2	125	SER
2	Y2	143	THR
2	Y2	155	ASP
3	Z2	3	ASP
3	Z2	17	GLU
3	Z2	31	VAL
3	Z2	37	ARG
3	Z2	38	SER
3	Z2	49	SER
3	Z2	62	ASP
3	Z2	74	TYR
3	Z2	77	ARG
3	Z2	104	VAL
3	Z2	107	ASP
3	Z2	111	ASN
3	Z2	113	LEU
3	Z2	141	ILE
3	Z2	142	VAL
3	Z2	156	LEU
3	Z2	166	THR
3	Z2	172	GLU
5	03	6	SER
5	03	11	LEU
5	03	22	LEU
5	03	23	SER
5	03	49	SER
5	03	63	SER
5	03	73	ASN
5	03	138	SER
5	03	143	ARG
5	03	146	THR
5	03	152	MET
5	03	169	SER
5	03	188	ILE
5	03	202	SER
5	03	210	ARG
5	03	233	ASN
5	03	234	ASP
5	03	237	ARG
5	03	245	GLN

Continued on next page...

Continued from previous page...

Mol	Chain	Res	Type
5	03	258	GLU
5	03	270	SER
5	03	311	SER
5	03	336	SER
5	03	354	ARG
5	03	374	ASP
5	03	379	SER
5	03	397	LEU
5	03	410	GLN
5	03	429	THR
5	03	432	SER
5	03	433	TYR
5	03	442	VAL
5	03	454	PHE
5	03	464	SER
5	03	487	ILE
5	03	488	ASN
5	03	503	SER
5	03	511	LEU
5	03	515	LEU
5	03	526	SER
5	03	528	SER
5	03	544	ARG
5	03	553	LYS
5	03	565	THR
5	03	580	ARG
5	03	606	TYR
5	03	611	ILE
5	03	612	ASN
5	03	613	SER
5	03	628	ASP
5	03	670	VAL
5	03	676	VAL
5	03	677	GLU
5	03	678	LYS
5	03	693	LEU
5	03	713	THR
5	03	714	LYS
5	03	720	ASP
5	03	721	THR
5	03	722	PHE
5	03	723	ASN

Continued on next page...

Continued from previous page...

Mol	Chain	Res	Type
5	03	725	VAL
5	03	726	GLU
5	03	753	THR
5	03	776	SER
5	03	785	THR
5	03	820	SER
5	03	833	SER
5	03	869	THR
5	03	874	ASP
5	03	876	VAL
5	03	877	VAL
5	13	6	SER
5	13	11	LEU
5	13	22	LEU
5	13	23	SER
5	13	49	SER
5	13	63	SER
5	13	73	ASN
5	13	138	SER
5	13	143	ARG
5	13	146	THR
5	13	152	MET
5	13	169	SER
5	13	188	ILE
5	13	202	SER
5	13	210	ARG
5	13	231	VAL
5	13	233	ASN
5	13	234	ASP
5	13	237	ARG
5	13	245	GLN
5	13	258	GLU
5	13	270	SER
5	13	288	ARG
5	13	311	SER
5	13	336	SER
5	13	343	PHE
5	13	354	ARG
5	13	374	ASP
5	13	379	SER
5	13	397	LEU
5	13	410	GLN

Continued on next page...

Continued from previous page...

Mol	Chain	Res	Type
5	13	429	THR
5	13	432	SER
5	13	433	TYR
5	13	442	VAL
5	13	454	PHE
5	13	464	SER
5	13	487	ILE
5	13	488	ASN
5	13	503	SER
5	13	511	LEU
5	13	515	LEU
5	13	526	SER
5	13	528	SER
5	13	544	ARG
5	13	553	LYS
5	13	565	THR
5	13	580	ARG
5	13	606	TYR
5	13	611	ILE
5	13	612	ASN
5	13	613	SER
5	13	628	ASP
5	13	670	VAL
5	13	676	VAL
5	13	677	GLU
5	13	678	LYS
5	13	693	LEU
5	13	713	THR
5	13	714	LYS
5	13	717	LYS
5	13	720	ASP
5	13	721	THR
5	13	722	PHE
5	13	723	ASN
5	13	725	VAL
5	13	726	GLU
5	13	753	THR
5	13	776	SER
5	13	785	THR
5	13	820	SER
5	13	833	SER
5	13	869	THR

Continued on next page...

Continued from previous page...

Mol	Chain	Res	Type
5	13	874	ASP
5	13	876	VAL
5	13	877	VAL
6	23	57	THR
6	33	57	THR
7	G3	19	SER
7	G3	41	GLU
7	G3	52	LYS
7	G3	80	THR
7	G3	93	THR
7	G3	102	THR
7	G3	106	GLU
7	G3	110	VAL
7	G3	114	GLU
7	G3	121	THR
7	G3	124	ASP
7	G3	128	GLN
7	G3	145	ASP
7	G3	154	ASP
8	H3	6	THR
8	H3	11	SER
8	H3	25	ASP
8	H3	36	LEU
8	H3	42	SER
8	H3	43	THR
8	H3	64	ASP
8	H3	83	ARG
8	H3	86	ASP
8	H3	154	ASP
8	H3	161	SER
7	I3	19	SER
7	I3	41	GLU
7	I3	52	LYS
7	I3	80	THR
7	I3	93	THR
7	I3	102	THR
7	I3	106	GLU
7	I3	110	VAL
7	I3	114	GLU
7	I3	121	THR
7	I3	124	ASP
7	I3	128	GLN

Continued on next page...

Continued from previous page...

Mol	Chain	Res	Type
7	I3	145	ASP
7	I3	154	ASP
8	J3	6	THR
8	J3	11	SER
8	J3	25	ASP
8	J3	36	LEU
8	J3	42	SER
8	J3	43	THR
8	J3	64	ASP
8	J3	86	ASP
8	J3	154	ASP
8	J3	161	SER
7	K3	19	SER
7	K3	41	GLU
7	K3	52	LYS
7	K3	80	THR
7	K3	93	THR
7	K3	102	THR
7	K3	106	GLU
7	K3	110	VAL
7	K3	113	ARG
7	K3	114	GLU
7	K3	121	THR
7	K3	124	ASP
7	K3	128	GLN
7	K3	145	ASP
7	K3	154	ASP
8	L3	6	THR
8	L3	11	SER
8	L3	25	ASP
8	L3	36	LEU
8	L3	42	SER
8	L3	43	THR
8	L3	64	ASP
8	L3	83	ARG
8	L3	86	ASP
8	L3	154	ASP
8	L3	161	SER
8	M3	6	THR
8	M3	11	SER
8	M3	25	ASP
8	M3	36	LEU

Continued on next page...

Continued from previous page...

Mol	Chain	Res	Type
8	M3	42	SER
8	M3	43	THR
8	M3	64	ASP
8	M3	83	ARG
8	M3	86	ASP
8	M3	154	ASP
8	M3	161	SER
7	N3	19	SER
7	N3	41	GLU
7	N3	52	LYS
7	N3	80	THR
7	N3	93	THR
7	N3	102	THR
7	N3	106	GLU
7	N3	110	VAL
7	N3	114	GLU
7	N3	121	THR
7	N3	124	ASP
7	N3	128	GLN
7	N3	145	ASP
7	N3	154	ASP
8	O3	6	THR
8	O3	11	SER
8	O3	25	ASP
8	O3	36	LEU
8	O3	42	SER
8	O3	43	THR
8	O3	64	ASP
8	O3	83	ARG
8	O3	86	ASP
8	O3	154	ASP
8	O3	161	SER
7	P3	19	SER
7	P3	41	GLU
7	P3	52	LYS
7	P3	80	THR
7	P3	93	THR
7	P3	102	THR
7	P3	106	GLU
7	P3	110	VAL
7	P3	114	GLU
7	P3	121	THR

Continued on next page...

Continued from previous page...

Mol	Chain	Res	Type
7	P3	124	ASP
7	P3	128	GLN
7	P3	145	ASP
7	P3	154	ASP
9	Q3	3	ASP
9	Q3	39	THR
9	Q3	48	SER
9	Q3	84	ARG
9	Q3	90	LEU
9	Q3	150	THR
7	R3	19	SER
7	R3	41	GLU
7	R3	52	LYS
7	R3	80	THR
7	R3	93	THR
7	R3	102	THR
7	R3	106	GLU
7	R3	110	VAL
7	R3	114	GLU
7	R3	121	THR
7	R3	124	ASP
7	R3	128	GLN
7	R3	145	ASP
7	R3	154	ASP
8	S3	6	THR
8	S3	11	SER
8	S3	25	ASP
8	S3	36	LEU
8	S3	42	SER
8	S3	43	THR
8	S3	64	ASP
8	S3	83	ARG
8	S3	86	ASP
8	S3	154	ASP
8	S3	161	SER
7	T3	19	SER
7	T3	41	GLU
7	T3	52	LYS
7	T3	80	THR
7	T3	93	THR
7	T3	102	THR
7	T3	106	GLU

Continued on next page...

Continued from previous page...

Mol	Chain	Res	Type
7	T3	110	VAL
7	T3	114	GLU
7	T3	121	THR
7	T3	124	ASP
7	T3	128	GLN
7	T3	145	ASP
7	T3	154	ASP
8	U3	6	THR
8	U3	11	SER
8	U3	25	ASP
8	U3	36	LEU
8	U3	42	SER
8	U3	43	THR
8	U3	64	ASP
8	U3	83	ARG
8	U3	86	ASP
8	U3	154	ASP
8	U3	161	SER
10	V3	32	THR
10	V3	47	GLU
10	V3	52	ASP
10	V3	75	THR
10	V3	85	TYR
10	V3	97	LEU
10	V3	121	VAL
10	V3	135	ASP
10	V3	138	LEU
10	V3	141	LEU
10	V3	143	SER
10	V3	144	GLU
8	W3	6	THR
8	W3	11	SER
8	W3	25	ASP
8	W3	36	LEU
8	W3	42	SER
8	W3	43	THR
8	W3	64	ASP
8	W3	83	ARG
8	W3	86	ASP
8	W3	154	ASP
8	W3	161	SER
7	X3	19	SER

Continued on next page...

Continued from previous page...

Mol	Chain	Res	Type
7	X3	41	GLU
7	X3	52	LYS
7	X3	80	THR
7	X3	93	THR
7	X3	102	THR
7	X3	106	GLU
7	X3	110	VAL
7	X3	113	ARG
7	X3	114	GLU
7	X3	121	THR
7	X3	124	ASP
7	X3	128	GLN
7	X3	145	ASP
7	X3	154	ASP
8	Y3	6	THR
8	Y3	11	SER
8	Y3	25	ASP
8	Y3	36	LEU
8	Y3	42	SER
8	Y3	43	THR
8	Y3	64	ASP
8	Y3	86	ASP
8	Y3	154	ASP
8	Y3	161	SER
7	Z3	19	SER
7	Z3	41	GLU
7	Z3	52	LYS
7	Z3	80	THR
7	Z3	93	THR
7	Z3	102	THR
7	Z3	106	GLU
7	Z3	110	VAL
7	Z3	113	ARG
7	Z3	114	GLU
7	Z3	121	THR
7	Z3	124	ASP
7	Z3	128	GLN
7	Z3	145	ASP
7	Z3	154	ASP
8	a3	6	THR
8	a3	11	SER
8	a3	25	ASP

Continued on next page...

Continued from previous page...

Mol	Chain	Res	Type
8	a3	36	LEU
8	a3	42	SER
8	a3	43	THR
8	a3	64	ASP
8	a3	83	ARG
8	a3	86	ASP
8	a3	154	ASP
8	a3	161	SER
7	b3	19	SER
7	b3	41	GLU
7	b3	52	LYS
7	b3	80	THR
7	b3	93	THR
7	b3	102	THR
7	b3	106	GLU
7	b3	110	VAL
7	b3	114	GLU
7	b3	121	THR
7	b3	124	ASP
7	b3	128	GLN
7	b3	145	ASP
7	b3	154	ASP
8	c3	6	THR
8	c3	11	SER
8	c3	25	ASP
8	c3	36	LEU
8	c3	42	SER
8	c3	43	THR
8	c3	64	ASP
8	c3	83	ARG
8	c3	86	ASP
8	c3	154	ASP
8	c3	161	SER
7	d3	19	SER
7	d3	41	GLU
7	d3	52	LYS
7	d3	80	THR
7	d3	93	THR
7	d3	102	THR
7	d3	106	GLU
7	d3	110	VAL
7	d3	114	GLU

Continued on next page...

Continued from previous page...

Mol	Chain	Res	Type
7	d3	121	THR
7	d3	124	ASP
7	d3	128	GLN
7	d3	145	ASP
7	d3	154	ASP
8	e3	6	THR
8	e3	11	SER
8	e3	25	ASP
8	e3	36	LEU
8	e3	42	SER
8	e3	43	THR
8	e3	64	ASP
8	e3	83	ARG
8	e3	86	ASP
8	e3	154	ASP
8	e3	161	SER
7	f3	19	SER
7	f3	41	GLU
7	f3	52	LYS
7	f3	80	THR
7	f3	93	THR
7	f3	102	THR
7	f3	106	GLU
7	f3	110	VAL
7	f3	114	GLU
7	f3	121	THR
7	f3	124	ASP
7	f3	128	GLN
7	f3	145	ASP
7	f3	154	ASP
9	g3	3	ASP
9	g3	39	THR
9	g3	48	SER
9	g3	84	ARG
9	g3	90	LEU
9	g3	150	THR
8	h3	6	THR
8	h3	11	SER
8	h3	25	ASP
8	h3	36	LEU
8	h3	42	SER
8	h3	43	THR

Continued on next page...

Continued from previous page...

Mol	Chain	Res	Type
8	h3	64	ASP
8	h3	83	ARG
8	h3	86	ASP
8	h3	154	ASP
8	h3	161	SER
7	i3	19	SER
7	i3	41	GLU
7	i3	52	LYS
7	i3	80	THR
7	i3	93	THR
7	i3	102	THR
7	i3	106	GLU
7	i3	110	VAL
7	i3	114	GLU
7	i3	121	THR
7	i3	124	ASP
7	i3	128	GLN
7	i3	145	ASP
7	i3	154	ASP
8	j3	6	THR
8	j3	11	SER
8	j3	25	ASP
8	j3	36	LEU
8	j3	42	SER
8	j3	43	THR
8	j3	64	ASP
8	j3	83	ARG
8	j3	86	ASP
8	j3	154	ASP
8	j3	161	SER
7	k3	19	SER
7	k3	41	GLU
7	k3	52	LYS
7	k3	80	THR
7	k3	93	THR
7	k3	102	THR
7	k3	106	GLU
7	k3	110	VAL
7	k3	114	GLU
7	k3	121	THR
7	k3	124	ASP
7	k3	128	GLN

Continued on next page...

Continued from previous page...

Mol	Chain	Res	Type
7	k3	145	ASP
7	k3	154	ASP
8	l3	6	THR
8	l3	11	SER
8	l3	25	ASP
8	l3	36	LEU
8	l3	42	SER
8	l3	43	THR
8	l3	64	ASP
8	l3	83	ARG
8	l3	86	ASP
8	l3	154	ASP
8	l3	161	SER
10	m3	32	THR
10	m3	47	GLU
10	m3	52	ASP
10	m3	75	THR
10	m3	85	TYR
10	m3	97	LEU
10	m3	121	VAL
10	m3	135	ASP
10	m3	138	LEU
10	m3	141	LEU
10	m3	143	SER
10	m3	144	GLU
8	n3	6	THR
8	n3	11	SER
8	n3	25	ASP
8	n3	36	LEU
8	n3	42	SER
8	n3	43	THR
8	n3	64	ASP
8	n3	83	ARG
8	n3	86	ASP
8	n3	154	ASP
8	n3	161	SER
7	o3	19	SER
7	o3	41	GLU
7	o3	52	LYS
7	o3	93	THR
7	o3	102	THR
7	o3	106	GLU

Continued on next page...

Continued from previous page...

Mol	Chain	Res	Type
7	o3	110	VAL
7	o3	113	ARG
7	o3	114	GLU
7	o3	121	THR
7	o3	124	ASP
7	o3	128	GLN
7	o3	145	ASP
7	o3	154	ASP
8	p3	6	THR
8	p3	11	SER
8	p3	25	ASP
8	p3	36	LEU
8	p3	42	SER
8	p3	43	THR
8	p3	64	ASP
8	p3	83	ARG
8	p3	86	ASP
8	p3	154	ASP
8	p3	161	SER
7	q3	19	SER
7	q3	25	ARG
7	q3	41	GLU
7	q3	52	LYS
7	q3	76	GLU
7	q3	80	THR
7	q3	93	THR
7	q3	102	THR
7	q3	106	GLU
7	q3	110	VAL
7	q3	114	GLU
7	q3	121	THR
7	q3	124	ASP
7	q3	128	GLN
7	q3	145	ASP
7	q3	154	ASP
8	r3	6	THR
8	r3	11	SER
8	r3	25	ASP
8	r3	36	LEU
8	r3	42	SER
8	r3	43	THR
8	r3	64	ASP

Continued on next page...

Continued from previous page...

Mol	Chain	Res	Type
8	r3	83	ARG
8	r3	86	ASP
8	r3	154	ASP
8	r3	161	SER
7	s3	19	SER
7	s3	41	GLU
7	s3	52	LYS
7	s3	80	THR
7	s3	93	THR
7	s3	102	THR
7	s3	106	GLU
7	s3	110	VAL
7	s3	114	GLU
7	s3	121	THR
7	s3	124	ASP
7	s3	128	GLN
7	s3	145	ASP
7	s3	154	ASP
8	t3	6	THR
8	t3	11	SER
8	t3	25	ASP
8	t3	36	LEU
8	t3	42	SER
8	t3	43	THR
8	t3	64	ASP
8	t3	83	ARG
8	t3	86	ASP
8	t3	154	ASP
8	t3	161	SER
7	u3	19	SER
7	u3	41	GLU
7	u3	52	LYS
7	u3	80	THR
7	u3	93	THR
7	u3	102	THR
7	u3	106	GLU
7	u3	110	VAL
7	u3	114	GLU
7	u3	121	THR
7	u3	124	ASP
7	u3	128	GLN
7	u3	145	ASP

Continued on next page...

Continued from previous page...

Mol	Chain	Res	Type
7	u3	154	ASP
8	v3	6	THR
8	v3	11	SER
8	v3	25	ASP
8	v3	36	LEU
8	v3	42	SER
8	v3	43	THR
8	v3	64	ASP
8	v3	83	ARG
8	v3	86	ASP
8	v3	154	ASP
8	v3	161	SER
7	w3	19	SER
7	w3	25	ARG
7	w3	41	GLU
7	w3	52	LYS
7	w3	80	THR
7	w3	93	THR
7	w3	102	THR
7	w3	106	GLU
7	w3	110	VAL
7	w3	113	ARG
7	w3	114	GLU
7	w3	121	THR
7	w3	124	ASP
7	w3	128	GLN
7	w3	145	ASP
7	w3	154	ASP
8	x3	6	THR
8	x3	11	SER
8	x3	25	ASP
8	x3	36	LEU
8	x3	42	SER
8	x3	43	THR
8	x3	64	ASP
8	x3	83	ARG
8	x3	86	ASP
8	x3	154	ASP
8	x3	161	SER
7	y3	19	SER
7	y3	41	GLU
7	y3	52	LYS

Continued on next page...

Continued from previous page...

Mol	Chain	Res	Type
7	y3	80	THR
7	y3	93	THR
7	y3	102	THR
7	y3	106	GLU
7	y3	110	VAL
7	y3	114	GLU
7	y3	121	THR
7	y3	124	ASP
7	y3	128	GLN
7	y3	145	ASP
7	y3	154	ASP
8	z3	6	THR
8	z3	11	SER
8	z3	25	ASP
8	z3	36	LEU
8	z3	42	SER
8	z3	43	THR
8	z3	64	ASP
8	z3	83	ARG
8	z3	86	ASP
8	z3	154	ASP
8	z3	161	SER
1	A4	196	TRP
1	A4	203	PHE
2	B4	21	ASN
2	B4	23	GLU
2	B4	27	LEU
2	B4	31	LEU
2	B4	39	GLU
2	B4	44	LEU
2	B4	47	LYS
2	B4	50	THR
2	B4	52	VAL
2	B4	57	GLN
2	B4	59	VAL
2	B4	66	THR
2	B4	100	VAL
2	B4	123	ASP
2	B4	131	GLU
2	B4	149	GLU
3	C4	6	THR
3	C4	25	GLU

Continued on next page...

Continued from previous page...

Mol	Chain	Res	Type
3	C4	47	ASN
3	C4	77	ARG
3	C4	99	THR
3	C4	103	SER
3	C4	116	THR
3	C4	136	LYS
3	C4	141	ILE
3	C4	158	GLN
3	C4	161	GLU
2	D4	23	GLU
2	D4	31	LEU
2	D4	39	GLU
2	D4	44	LEU
2	D4	47	LYS
2	D4	50	THR
2	D4	52	VAL
2	D4	57	GLN
2	D4	59	VAL
2	D4	66	THR
2	D4	100	VAL
2	D4	123	ASP
2	D4	131	GLU
2	D4	148	THR
2	D4	149	GLU
2	D4	151	ASN
3	E4	6	THR
3	E4	25	GLU
3	E4	77	ARG
3	E4	99	THR
3	E4	103	SER
3	E4	116	THR
3	E4	136	LYS
3	E4	148	VAL
3	E4	152	ASP
3	E4	158	GLN
3	E4	161	GLU
2	F4	20	SER
2	F4	21	ASN
2	F4	31	LEU
2	F4	39	GLU
2	F4	44	LEU
2	F4	47	LYS

Continued on next page...

Continued from previous page...

Mol	Chain	Res	Type
2	F4	50	THR
2	F4	52	VAL
2	F4	57	GLN
2	F4	59	VAL
2	F4	66	THR
2	F4	100	VAL
2	F4	123	ASP
2	F4	131	GLU
2	F4	149	GLU
2	F4	151	ASN
3	G4	6	THR
3	G4	25	GLU
3	G4	77	ARG
3	G4	99	THR
3	G4	103	SER
3	G4	116	THR
3	G4	136	LYS
3	G4	142	VAL
3	G4	143	MET
3	G4	158	GLN
3	G4	161	GLU
2	H4	19	LEU
2	H4	24	LEU
2	H4	31	LEU
2	H4	32	ARG
2	H4	39	GLU
2	H4	44	LEU
2	H4	47	LYS
2	H4	50	THR
2	H4	52	VAL
2	H4	57	GLN
2	H4	59	VAL
2	H4	66	THR
2	H4	100	VAL
2	H4	123	ASP
2	H4	131	GLU
2	H4	145	ASP
2	H4	153	TYR
3	I4	6	THR
3	I4	25	GLU
3	I4	77	ARG
3	I4	99	THR

Continued on next page...

Continued from previous page...

Mol	Chain	Res	Type
3	I4	103	SER
3	I4	116	THR
3	I4	136	LYS
3	I4	152	ASP
3	I4	153	CYS
3	I4	158	GLN
3	I4	161	GLU
2	J4	18	PHE
2	J4	19	LEU
2	J4	23	GLU
2	J4	31	LEU
2	J4	39	GLU
2	J4	44	LEU
2	J4	47	LYS
2	J4	50	THR
2	J4	52	VAL
2	J4	57	GLN
2	J4	59	VAL
2	J4	66	THR
2	J4	100	VAL
2	J4	123	ASP
2	J4	131	GLU
2	J4	148	THR
3	K4	6	THR
3	K4	25	GLU
3	K4	77	ARG
3	K4	99	THR
3	K4	103	SER
3	K4	116	THR
3	K4	136	LYS
3	K4	144	ASP
3	K4	158	GLN
3	K4	161	GLU
2	L4	31	LEU
2	L4	39	GLU
2	L4	44	LEU
2	L4	47	LYS
2	L4	50	THR
2	L4	52	VAL
2	L4	57	GLN
2	L4	59	VAL
2	L4	66	THR

Continued on next page...

Continued from previous page...

Mol	Chain	Res	Type
2	L4	100	VAL
2	L4	123	ASP
2	L4	131	GLU
2	L4	151	ASN
3	M4	6	THR
3	M4	25	GLU
3	M4	99	THR
3	M4	103	SER
3	M4	116	THR
3	M4	136	LYS
3	M4	142	VAL
3	M4	149	THR
3	M4	152	ASP
3	M4	158	GLN
3	M4	161	GLU
4	N4	2	PRO
4	N4	40	ARG
2	O4	18	PHE
2	O4	19	LEU
2	O4	23	GLU
2	O4	31	LEU
2	O4	39	GLU
2	O4	44	LEU
2	O4	47	LYS
2	O4	50	THR
2	O4	52	VAL
2	O4	57	GLN
2	O4	59	VAL
2	O4	66	THR
2	O4	100	VAL
2	O4	123	ASP
2	O4	131	GLU
2	O4	148	THR
3	P4	6	THR
3	P4	25	GLU
3	P4	77	ARG
3	P4	99	THR
3	P4	103	SER
3	P4	116	THR
3	P4	136	LYS
3	P4	158	GLN
3	P4	161	GLU

Continued on next page...

Continued from previous page...

Mol	Chain	Res	Type
2	Q4	23	GLU
2	Q4	31	LEU
2	Q4	32	ARG
2	Q4	39	GLU
2	Q4	44	LEU
2	Q4	47	LYS
2	Q4	50	THR
2	Q4	52	VAL
2	Q4	57	GLN
2	Q4	59	VAL
2	Q4	66	THR
2	Q4	100	VAL
2	Q4	123	ASP
2	Q4	131	GLU
2	Q4	149	GLU
3	R4	6	THR
3	R4	25	GLU
3	R4	77	ARG
3	R4	99	THR
3	R4	103	SER
3	R4	116	THR
3	R4	158	GLN
3	R4	161	GLU
2	S4	25	GLN
2	S4	31	LEU
2	S4	32	ARG
2	S4	39	GLU
2	S4	44	LEU
2	S4	47	LYS
2	S4	50	THR
2	S4	52	VAL
2	S4	57	GLN
2	S4	59	VAL
2	S4	66	THR
2	S4	100	VAL
2	S4	123	ASP
2	S4	131	GLU
3	T4	6	THR
3	T4	25	GLU
3	T4	77	ARG
3	T4	99	THR
3	T4	103	SER

Continued on next page...

Continued from previous page...

Mol	Chain	Res	Type
3	T4	116	THR
3	T4	136	LYS
3	T4	158	GLN
3	T4	161	GLU
2	U4	19	LEU
2	U4	31	LEU
2	U4	39	GLU
2	U4	44	LEU
2	U4	47	LYS
2	U4	50	THR
2	U4	52	VAL
2	U4	57	GLN
2	U4	59	VAL
2	U4	66	THR
2	U4	100	VAL
2	U4	123	ASP
2	U4	131	GLU
2	U4	151	ASN
3	V4	6	THR
3	V4	25	GLU
3	V4	39	ASP
3	V4	77	ARG
3	V4	99	THR
3	V4	103	SER
3	V4	116	THR
3	V4	136	LYS
3	V4	143	MET
3	V4	161	GLU
2	W4	21	ASN
2	W4	31	LEU
2	W4	39	GLU
2	W4	44	LEU
2	W4	47	LYS
2	W4	50	THR
2	W4	52	VAL
2	W4	57	GLN
2	W4	59	VAL
2	W4	66	THR
2	W4	100	VAL
2	W4	123	ASP
2	W4	131	GLU
2	W4	151	ASN

Continued on next page...

Continued from previous page...

Mol	Chain	Res	Type
3	X4	6	THR
3	X4	25	GLU
3	X4	77	ARG
3	X4	99	THR
3	X4	103	SER
3	X4	116	THR
3	X4	136	LYS
3	X4	152	ASP
3	X4	161	GLU
2	Y4	31	LEU
2	Y4	39	GLU
2	Y4	44	LEU
2	Y4	47	LYS
2	Y4	50	THR
2	Y4	52	VAL
2	Y4	57	GLN
2	Y4	59	VAL
2	Y4	66	THR
2	Y4	100	VAL
2	Y4	123	ASP
2	Y4	131	GLU
2	Y4	139	ASN
2	Y4	149	GLU
3	Z4	6	THR
3	Z4	25	GLU
3	Z4	77	ARG
3	Z4	99	THR
3	Z4	103	SER
3	Z4	116	THR
3	Z4	136	LYS
3	Z4	142	VAL
3	Z4	143	MET
3	Z4	158	GLN
3	Z4	161	GLU
1	A5	203	PHE
1	A5	204	ARG
1	A5	211	GLN
1	A5	218	PHE
2	B5	43	THR
2	B5	53	ASN
2	B5	66	THR
2	B5	67	THR

Continued on next page...

Continued from previous page...

Mol	Chain	Res	Type
2	B5	73	ASN
2	B5	88	ILE
2	B5	123	ASP
2	B5	125	SER
2	B5	143	THR
2	B5	145	ASP
3	C5	49	SER
3	C5	50	SER
3	C5	75	THR
3	C5	77	ARG
3	C5	111	ASN
3	C5	126	SER
3	C5	127	VAL
3	C5	149	THR
3	C5	154	SER
3	C5	166	THR
2	D5	43	THR
2	D5	53	ASN
2	D5	66	THR
2	D5	67	THR
2	D5	73	ASN
2	D5	88	ILE
2	D5	123	ASP
2	D5	125	SER
2	D5	143	THR
3	E5	49	SER
3	E5	50	SER
3	E5	75	THR
3	E5	77	ARG
3	E5	111	ASN
3	E5	126	SER
3	E5	127	VAL
3	E5	149	THR
3	E5	154	SER
3	E5	166	THR
2	F5	43	THR
2	F5	53	ASN
2	F5	66	THR
2	F5	67	THR
2	F5	73	ASN
2	F5	88	ILE
2	F5	123	ASP

Continued on next page...

Continued from previous page...

Mol	Chain	Res	Type
2	F5	125	SER
2	F5	143	THR
3	G5	49	SER
3	G5	50	SER
3	G5	75	THR
3	G5	77	ARG
3	G5	111	ASN
3	G5	126	SER
3	G5	127	VAL
3	G5	149	THR
3	G5	154	SER
3	G5	166	THR
2	H5	43	THR
2	H5	53	ASN
2	H5	66	THR
2	H5	67	THR
2	H5	73	ASN
2	H5	88	ILE
2	H5	123	ASP
2	H5	125	SER
2	H5	143	THR
3	I5	49	SER
3	I5	50	SER
3	I5	75	THR
3	I5	77	ARG
3	I5	111	ASN
3	I5	126	SER
3	I5	127	VAL
3	I5	149	THR
3	I5	154	SER
3	I5	166	THR
2	J5	43	THR
2	J5	53	ASN
2	J5	57	GLN
2	J5	66	THR
2	J5	67	THR
2	J5	73	ASN
2	J5	88	ILE
2	J5	123	ASP
2	J5	125	SER
2	J5	143	THR
3	K5	49	SER

Continued on next page...

Continued from previous page...

Mol	Chain	Res	Type
3	K5	50	SER
3	K5	75	THR
3	K5	77	ARG
3	K5	111	ASN
3	K5	126	SER
3	K5	127	VAL
3	K5	149	THR
3	K5	154	SER
3	K5	166	THR
2	L5	43	THR
2	L5	53	ASN
2	L5	66	THR
2	L5	67	THR
2	L5	73	ASN
2	L5	88	ILE
2	L5	123	ASP
2	L5	125	SER
2	L5	143	THR
3	M5	49	SER
3	M5	50	SER
3	M5	75	THR
3	M5	77	ARG
3	M5	111	ASN
3	M5	126	SER
3	M5	127	VAL
3	M5	149	THR
3	M5	154	SER
3	M5	166	THR
4	N5	12	THR
2	O5	43	THR
2	O5	53	ASN
2	O5	66	THR
2	O5	67	THR
2	O5	73	ASN
2	O5	88	ILE
2	O5	123	ASP
2	O5	125	SER
2	O5	143	THR
3	P5	49	SER
3	P5	50	SER
3	P5	75	THR
3	P5	77	ARG

Continued on next page...

Continued from previous page...

Mol	Chain	Res	Type
3	P5	111	ASN
3	P5	126	SER
3	P5	127	VAL
3	P5	149	THR
3	P5	154	SER
3	P5	166	THR
2	Q5	43	THR
2	Q5	53	ASN
2	Q5	66	THR
2	Q5	67	THR
2	Q5	73	ASN
2	Q5	88	ILE
2	Q5	123	ASP
2	Q5	125	SER
2	Q5	143	THR
3	R5	49	SER
3	R5	50	SER
3	R5	75	THR
3	R5	77	ARG
3	R5	111	ASN
3	R5	126	SER
3	R5	127	VAL
3	R5	149	THR
3	R5	154	SER
3	R5	166	THR
2	S5	43	THR
2	S5	53	ASN
2	S5	66	THR
2	S5	67	THR
2	S5	73	ASN
2	S5	88	ILE
2	S5	123	ASP
2	S5	125	SER
2	S5	143	THR
3	T5	49	SER
3	T5	50	SER
3	T5	75	THR
3	T5	77	ARG
3	T5	111	ASN
3	T5	126	SER
3	T5	127	VAL
3	T5	149	THR

Continued on next page...

Continued from previous page...

Mol	Chain	Res	Type
3	T5	154	SER
3	T5	166	THR
2	U5	43	THR
2	U5	53	ASN
2	U5	66	THR
2	U5	67	THR
2	U5	73	ASN
2	U5	88	ILE
2	U5	123	ASP
2	U5	125	SER
2	U5	143	THR
3	V5	49	SER
3	V5	50	SER
3	V5	75	THR
3	V5	77	ARG
3	V5	111	ASN
3	V5	126	SER
3	V5	127	VAL
3	V5	149	THR
3	V5	154	SER
3	V5	166	THR
2	W5	43	THR
2	W5	53	ASN
2	W5	66	THR
2	W5	67	THR
2	W5	73	ASN
2	W5	88	ILE
2	W5	123	ASP
2	W5	125	SER
2	W5	143	THR
3	X5	49	SER
3	X5	50	SER
3	X5	75	THR
3	X5	77	ARG
3	X5	111	ASN
3	X5	126	SER
3	X5	127	VAL
3	X5	149	THR
3	X5	154	SER
3	X5	166	THR
2	Y5	43	THR
2	Y5	53	ASN

Continued on next page...

Continued from previous page...

Mol	Chain	Res	Type
2	Y5	66	THR
2	Y5	67	THR
2	Y5	73	ASN
2	Y5	88	ILE
2	Y5	123	ASP
2	Y5	125	SER
2	Y5	143	THR
3	Z5	49	SER
3	Z5	50	SER
3	Z5	75	THR
3	Z5	77	ARG
3	Z5	111	ASN
3	Z5	126	SER
3	Z5	127	VAL
3	Z5	149	THR
3	Z5	154	SER
3	Z5	166	THR
1	A6	21	THR
1	A6	22	VAL
1	A6	74	GLN
1	A6	77	VAL
1	A6	106	GLN
1	A6	107	CYS
1	A6	180	ARG
1	A6	182	ASP
1	A6	191	PHE
1	A6	194	VAL
2	B6	32	ARG
2	B6	43	THR
2	B6	50	THR
2	B6	66	THR
2	B6	67	THR
2	B6	68	SER
2	B6	69	THR
2	B6	82	ASP
2	B6	84	CYS
2	B6	108	ASP
2	B6	121	THR
2	B6	123	ASP
2	B6	125	SER
2	B6	143	THR
2	B6	155	ASP

Continued on next page...

Continued from previous page...

Mol	Chain	Res	Type
3	C6	3	ASP
3	C6	17	GLU
3	C6	31	VAL
3	C6	36	LYS
3	C6	37	ARG
3	C6	38	SER
3	C6	49	SER
3	C6	57	ARG
3	C6	62	ASP
3	C6	74	TYR
3	C6	77	ARG
3	C6	104	VAL
3	C6	107	ASP
3	C6	111	ASN
3	C6	113	LEU
3	C6	141	ILE
3	C6	142	VAL
3	C6	153	CYS
3	C6	156	LEU
3	C6	166	THR
3	C6	172	GLU
2	D6	32	ARG
2	D6	43	THR
2	D6	50	THR
2	D6	66	THR
2	D6	67	THR
2	D6	68	SER
2	D6	69	THR
2	D6	82	ASP
2	D6	84	CYS
2	D6	108	ASP
2	D6	121	THR
2	D6	123	ASP
2	D6	125	SER
2	D6	143	THR
2	D6	155	ASP
3	E6	3	ASP
3	E6	17	GLU
3	E6	31	VAL
3	E6	37	ARG
3	E6	38	SER
3	E6	49	SER

Continued on next page...

Continued from previous page...

Mol	Chain	Res	Type
3	E6	62	ASP
3	E6	74	TYR
3	E6	77	ARG
3	E6	104	VAL
3	E6	107	ASP
3	E6	111	ASN
3	E6	113	LEU
3	E6	141	ILE
3	E6	142	VAL
3	E6	156	LEU
3	E6	166	THR
3	E6	172	GLU
2	F6	32	ARG
2	F6	43	THR
2	F6	50	THR
2	F6	66	THR
2	F6	67	THR
2	F6	68	SER
2	F6	69	THR
2	F6	82	ASP
2	F6	84	CYS
2	F6	108	ASP
2	F6	121	THR
2	F6	123	ASP
2	F6	125	SER
2	F6	143	THR
2	F6	155	ASP
3	G6	3	ASP
3	G6	17	GLU
3	G6	31	VAL
3	G6	37	ARG
3	G6	49	SER
3	G6	62	ASP
3	G6	74	TYR
3	G6	77	ARG
3	G6	104	VAL
3	G6	107	ASP
3	G6	111	ASN
3	G6	113	LEU
3	G6	141	ILE
3	G6	142	VAL
3	G6	156	LEU

Continued on next page...

Continued from previous page...

Mol	Chain	Res	Type
3	G6	166	THR
3	G6	172	GLU
2	H6	32	ARG
2	H6	43	THR
2	H6	50	THR
2	H6	66	THR
2	H6	67	THR
2	H6	68	SER
2	H6	69	THR
2	H6	82	ASP
2	H6	84	CYS
2	H6	108	ASP
2	H6	121	THR
2	H6	123	ASP
2	H6	125	SER
2	H6	143	THR
2	H6	155	ASP
3	I6	3	ASP
3	I6	17	GLU
3	I6	31	VAL
3	I6	37	ARG
3	I6	49	SER
3	I6	57	ARG
3	I6	62	ASP
3	I6	74	TYR
3	I6	77	ARG
3	I6	104	VAL
3	I6	107	ASP
3	I6	113	LEU
3	I6	141	ILE
3	I6	142	VAL
3	I6	156	LEU
3	I6	166	THR
3	I6	172	GLU
2	J6	32	ARG
2	J6	43	THR
2	J6	50	THR
2	J6	66	THR
2	J6	67	THR
2	J6	68	SER
2	J6	69	THR
2	J6	82	ASP

Continued on next page...

Continued from previous page...

Mol	Chain	Res	Type
2	J6	84	CYS
2	J6	108	ASP
2	J6	121	THR
2	J6	123	ASP
2	J6	125	SER
2	J6	143	THR
2	J6	155	ASP
3	K6	3	ASP
3	K6	17	GLU
3	K6	31	VAL
3	K6	49	SER
3	K6	62	ASP
3	K6	74	TYR
3	K6	77	ARG
3	K6	104	VAL
3	K6	107	ASP
3	K6	111	ASN
3	K6	113	LEU
3	K6	141	ILE
3	K6	142	VAL
3	K6	166	THR
3	K6	172	GLU
2	L6	32	ARG
2	L6	43	THR
2	L6	50	THR
2	L6	66	THR
2	L6	67	THR
2	L6	68	SER
2	L6	69	THR
2	L6	82	ASP
2	L6	84	CYS
2	L6	108	ASP
2	L6	121	THR
2	L6	123	ASP
2	L6	125	SER
2	L6	143	THR
2	L6	155	ASP
3	M6	3	ASP
3	M6	17	GLU
3	M6	31	VAL
3	M6	37	ARG
3	M6	49	SER

Continued on next page...

Continued from previous page...

Mol	Chain	Res	Type
3	M6	62	ASP
3	M6	74	TYR
3	M6	77	ARG
3	M6	104	VAL
3	M6	107	ASP
3	M6	109	CYS
3	M6	113	LEU
3	M6	141	ILE
3	M6	142	VAL
3	M6	166	THR
3	M6	172	GLU
4	N6	20	VAL
4	N6	28	ARG
4	N6	30	ASP
4	N6	80	LEU
4	N6	131	SER
4	N6	142	PHE
4	N6	152	SER
4	N6	162	VAL
4	N6	188	ARG
4	N6	218	ASP
4	N6	226	LEU
4	N6	257	SER
2	O6	32	ARG
2	O6	43	THR
2	O6	50	THR
2	O6	66	THR
2	O6	67	THR
2	O6	68	SER
2	O6	69	THR
2	O6	82	ASP
2	O6	84	CYS
2	O6	108	ASP
2	O6	121	THR
2	O6	123	ASP
2	O6	125	SER
2	O6	143	THR
2	O6	155	ASP
3	P6	3	ASP
3	P6	17	GLU
3	P6	31	VAL
3	P6	36	LYS

Continued on next page...

Continued from previous page...

Mol	Chain	Res	Type
3	P6	37	ARG
3	P6	38	SER
3	P6	49	SER
3	P6	62	ASP
3	P6	74	TYR
3	P6	77	ARG
3	P6	104	VAL
3	P6	107	ASP
3	P6	111	ASN
3	P6	113	LEU
3	P6	141	ILE
3	P6	142	VAL
3	P6	152	ASP
3	P6	156	LEU
3	P6	166	THR
3	P6	172	GLU
2	Q6	32	ARG
2	Q6	43	THR
2	Q6	50	THR
2	Q6	66	THR
2	Q6	67	THR
2	Q6	68	SER
2	Q6	69	THR
2	Q6	82	ASP
2	Q6	84	CYS
2	Q6	108	ASP
2	Q6	121	THR
2	Q6	123	ASP
2	Q6	125	SER
2	Q6	143	THR
2	Q6	155	ASP
3	R6	3	ASP
3	R6	17	GLU
3	R6	31	VAL
3	R6	37	ARG
3	R6	38	SER
3	R6	49	SER
3	R6	62	ASP
3	R6	74	TYR
3	R6	77	ARG
3	R6	104	VAL
3	R6	107	ASP

Continued on next page...

Continued from previous page...

Mol	Chain	Res	Type
3	R6	111	ASN
3	R6	113	LEU
3	R6	141	ILE
3	R6	142	VAL
3	R6	166	THR
3	R6	172	GLU
2	S6	32	ARG
2	S6	43	THR
2	S6	50	THR
2	S6	66	THR
2	S6	67	THR
2	S6	68	SER
2	S6	69	THR
2	S6	82	ASP
2	S6	84	CYS
2	S6	108	ASP
2	S6	121	THR
2	S6	123	ASP
2	S6	125	SER
2	S6	143	THR
2	S6	155	ASP
3	T6	3	ASP
3	T6	17	GLU
3	T6	31	VAL
3	T6	37	ARG
3	T6	38	SER
3	T6	49	SER
3	T6	62	ASP
3	T6	74	TYR
3	T6	77	ARG
3	T6	104	VAL
3	T6	107	ASP
3	T6	111	ASN
3	T6	113	LEU
3	T6	141	ILE
3	T6	142	VAL
3	T6	153	CYS
3	T6	166	THR
3	T6	172	GLU
2	U6	32	ARG
2	U6	43	THR
2	U6	50	THR

Continued on next page...

Continued from previous page...

Mol	Chain	Res	Type
2	U6	66	THR
2	U6	67	THR
2	U6	68	SER
2	U6	69	THR
2	U6	82	ASP
2	U6	84	CYS
2	U6	108	ASP
2	U6	121	THR
2	U6	123	ASP
2	U6	125	SER
2	U6	143	THR
2	U6	155	ASP
3	V6	3	ASP
3	V6	17	GLU
3	V6	31	VAL
3	V6	37	ARG
3	V6	38	SER
3	V6	49	SER
3	V6	57	ARG
3	V6	62	ASP
3	V6	74	TYR
3	V6	77	ARG
3	V6	104	VAL
3	V6	107	ASP
3	V6	111	ASN
3	V6	113	LEU
3	V6	141	ILE
3	V6	142	VAL
3	V6	166	THR
3	V6	172	GLU
2	W6	32	ARG
2	W6	43	THR
2	W6	50	THR
2	W6	66	THR
2	W6	67	THR
2	W6	68	SER
2	W6	69	THR
2	W6	82	ASP
2	W6	84	CYS
2	W6	108	ASP
2	W6	121	THR
2	W6	123	ASP

Continued on next page...

Continued from previous page...

Mol	Chain	Res	Type
2	W6	125	SER
2	W6	143	THR
2	W6	155	ASP
3	X6	3	ASP
3	X6	17	GLU
3	X6	31	VAL
3	X6	37	ARG
3	X6	38	SER
3	X6	49	SER
3	X6	62	ASP
3	X6	74	TYR
3	X6	77	ARG
3	X6	104	VAL
3	X6	107	ASP
3	X6	113	LEU
3	X6	141	ILE
3	X6	142	VAL
3	X6	166	THR
3	X6	172	GLU
2	Y6	32	ARG
2	Y6	43	THR
2	Y6	50	THR
2	Y6	66	THR
2	Y6	67	THR
2	Y6	68	SER
2	Y6	69	THR
2	Y6	82	ASP
2	Y6	84	CYS
2	Y6	108	ASP
2	Y6	121	THR
2	Y6	123	ASP
2	Y6	125	SER
2	Y6	143	THR
2	Y6	155	ASP
3	Z6	3	ASP
3	Z6	17	GLU
3	Z6	31	VAL
3	Z6	37	ARG
3	Z6	38	SER
3	Z6	49	SER
3	Z6	62	ASP
3	Z6	74	TYR

Continued on next page...

Continued from previous page...

Mol	Chain	Res	Type
3	Z6	77	ARG
3	Z6	104	VAL
3	Z6	107	ASP
3	Z6	111	ASN
3	Z6	113	LEU
3	Z6	141	ILE
3	Z6	142	VAL
3	Z6	156	LEU
3	Z6	166	THR
3	Z6	172	GLU
7	A7	12	ASP
7	A7	19	SER
7	A7	37	LEU
7	A7	46	SER
7	A7	51	ILE
7	A7	64	ASP
7	A7	66	VAL
7	A7	75	GLU
7	A7	80	THR
7	A7	96	VAL
7	A7	110	VAL
7	A7	117	LYS
7	A7	118	SER
7	A7	124	ASP
7	A7	142	SER
7	A7	154	ASP
8	B7	3	ASP
8	B7	6	THR
8	B7	11	SER
8	B7	14	VAL
8	B7	20	ASP
8	B7	25	ASP
8	B7	36	LEU
8	B7	59	SER
8	B7	63	SER
8	B7	86	ASP
8	B7	106	GLU
8	B7	135	GLU
8	B7	137	THR
8	B7	141	VAL
8	B7	144	ASP
8	B7	151	VAL

Continued on next page...

Continued from previous page...

Mol	Chain	Res	Type
8	B7	158	SER
8	B7	160	LEU
8	B7	161	SER
7	C7	12	ASP
7	C7	19	SER
7	C7	37	LEU
7	C7	46	SER
7	C7	51	ILE
7	C7	64	ASP
7	C7	66	VAL
7	C7	75	GLU
7	C7	80	THR
7	C7	96	VAL
7	C7	97	VAL
7	C7	110	VAL
7	C7	118	SER
7	C7	124	ASP
7	C7	142	SER
7	C7	154	ASP
8	D7	3	ASP
8	D7	6	THR
8	D7	11	SER
8	D7	14	VAL
8	D7	20	ASP
8	D7	25	ASP
8	D7	36	LEU
8	D7	59	SER
8	D7	63	SER
8	D7	86	ASP
8	D7	106	GLU
8	D7	135	GLU
8	D7	137	THR
8	D7	141	VAL
8	D7	144	ASP
8	D7	151	VAL
8	D7	158	SER
8	D7	160	LEU
8	D7	161	SER
7	E7	12	ASP
7	E7	19	SER
7	E7	37	LEU
7	E7	46	SER

Continued on next page...

Continued from previous page...

Mol	Chain	Res	Type
7	E7	51	ILE
7	E7	64	ASP
7	E7	66	VAL
7	E7	75	GLU
7	E7	80	THR
7	E7	96	VAL
7	E7	97	VAL
7	E7	110	VAL
7	E7	118	SER
7	E7	124	ASP
7	E7	142	SER
7	E7	154	ASP
8	F7	3	ASP
8	F7	6	THR
8	F7	11	SER
8	F7	14	VAL
8	F7	20	ASP
8	F7	25	ASP
8	F7	36	LEU
8	F7	59	SER
8	F7	63	SER
8	F7	86	ASP
8	F7	106	GLU
8	F7	135	GLU
8	F7	137	THR
8	F7	141	VAL
8	F7	144	ASP
8	F7	151	VAL
8	F7	158	SER
8	F7	160	LEU
8	F7	161	SER
6	G7	20	ARG
6	G7	55	LEU
6	G7	59	LYS
7	H7	12	ASP
7	H7	19	SER
7	H7	37	LEU
7	H7	46	SER
7	H7	51	ILE
7	H7	64	ASP
7	H7	66	VAL
7	H7	75	GLU

Continued on next page...

Continued from previous page...

Mol	Chain	Res	Type
7	H7	80	THR
7	H7	96	VAL
7	H7	97	VAL
7	H7	110	VAL
7	H7	117	LYS
7	H7	118	SER
7	H7	124	ASP
7	H7	142	SER
7	H7	154	ASP
8	I7	3	ASP
8	I7	6	THR
8	I7	11	SER
8	I7	14	VAL
8	I7	20	ASP
8	I7	25	ASP
8	I7	36	LEU
8	I7	59	SER
8	I7	63	SER
8	I7	86	ASP
8	I7	106	GLU
8	I7	135	GLU
8	I7	137	THR
8	I7	141	VAL
8	I7	144	ASP
8	I7	151	VAL
8	I7	158	SER
8	I7	160	LEU
8	I7	161	SER
7	J7	12	ASP
7	J7	19	SER
7	J7	37	LEU
7	J7	46	SER
7	J7	51	ILE
7	J7	64	ASP
7	J7	66	VAL
7	J7	75	GLU
7	J7	80	THR
7	J7	96	VAL
7	J7	97	VAL
7	J7	110	VAL
7	J7	118	SER
7	J7	124	ASP

Continued on next page...

Continued from previous page...

Mol	Chain	Res	Type
7	J7	142	SER
7	J7	154	ASP
8	K7	3	ASP
8	K7	6	THR
8	K7	11	SER
8	K7	14	VAL
8	K7	20	ASP
8	K7	25	ASP
8	K7	36	LEU
8	K7	59	SER
8	K7	63	SER
8	K7	86	ASP
8	K7	106	GLU
8	K7	135	GLU
8	K7	137	THR
8	K7	141	VAL
8	K7	144	ASP
8	K7	151	VAL
8	K7	158	SER
8	K7	160	LEU
8	K7	161	SER
7	L7	12	ASP
7	L7	19	SER
7	L7	37	LEU
7	L7	46	SER
7	L7	51	ILE
7	L7	64	ASP
7	L7	66	VAL
7	L7	75	GLU
7	L7	80	THR
7	L7	96	VAL
7	L7	97	VAL
7	L7	110	VAL
7	L7	118	SER
7	L7	124	ASP
7	L7	142	SER
7	L7	154	ASP
8	M7	3	ASP
8	M7	6	THR
8	M7	11	SER
8	M7	14	VAL
8	M7	20	ASP

Continued on next page...

Continued from previous page...

Mol	Chain	Res	Type
8	M7	25	ASP
8	M7	36	LEU
8	M7	59	SER
8	M7	63	SER
8	M7	86	ASP
8	M7	106	GLU
8	M7	135	GLU
8	M7	137	THR
8	M7	141	VAL
8	M7	144	ASP
8	M7	151	VAL
8	M7	158	SER
8	M7	160	LEU
8	M7	161	SER
6	N7	12	SER
6	N7	15	ARG
7	O7	12	ASP
7	O7	19	SER
7	O7	37	LEU
7	O7	46	SER
7	O7	51	ILE
7	O7	64	ASP
7	O7	66	VAL
7	O7	75	GLU
7	O7	80	THR
7	O7	96	VAL
7	O7	97	VAL
7	O7	110	VAL
7	O7	118	SER
7	O7	124	ASP
7	O7	142	SER
7	O7	154	ASP
8	P7	3	ASP
8	P7	6	THR
8	P7	11	SER
8	P7	14	VAL
8	P7	20	ASP
8	P7	25	ASP
8	P7	36	LEU
8	P7	59	SER
8	P7	63	SER
8	P7	86	ASP

Continued on next page...

Continued from previous page...

Mol	Chain	Res	Type
8	P7	106	GLU
8	P7	135	GLU
8	P7	137	THR
8	P7	141	VAL
8	P7	144	ASP
8	P7	151	VAL
8	P7	158	SER
8	P7	160	LEU
8	P7	161	SER
7	Q7	12	ASP
7	Q7	19	SER
7	Q7	37	LEU
7	Q7	46	SER
7	Q7	51	ILE
7	Q7	64	ASP
7	Q7	66	VAL
7	Q7	75	GLU
7	Q7	80	THR
7	Q7	96	VAL
7	Q7	97	VAL
7	Q7	110	VAL
7	Q7	118	SER
7	Q7	124	ASP
7	Q7	142	SER
7	Q7	154	ASP
8	R7	3	ASP
8	R7	6	THR
8	R7	11	SER
8	R7	14	VAL
8	R7	20	ASP
8	R7	25	ASP
8	R7	36	LEU
8	R7	59	SER
8	R7	63	SER
8	R7	86	ASP
8	R7	106	GLU
8	R7	135	GLU
8	R7	137	THR
8	R7	141	VAL
8	R7	144	ASP
8	R7	151	VAL
8	R7	158	SER

Continued on next page...

Continued from previous page...

Mol	Chain	Res	Type
8	R7	160	LEU
8	R7	161	SER
7	S7	12	ASP
7	S7	19	SER
7	S7	25	ARG
7	S7	37	LEU
7	S7	46	SER
7	S7	51	ILE
7	S7	64	ASP
7	S7	66	VAL
7	S7	75	GLU
7	S7	80	THR
7	S7	96	VAL
7	S7	97	VAL
7	S7	110	VAL
7	S7	118	SER
7	S7	124	ASP
7	S7	142	SER
7	S7	154	ASP
8	T7	3	ASP
8	T7	6	THR
8	T7	11	SER
8	T7	14	VAL
8	T7	20	ASP
8	T7	25	ASP
8	T7	36	LEU
8	T7	59	SER
8	T7	63	SER
8	T7	86	ASP
8	T7	106	GLU
8	T7	135	GLU
8	T7	137	THR
8	T7	141	VAL
8	T7	144	ASP
8	T7	151	VAL
8	T7	158	SER
8	T7	160	LEU
8	T7	161	SER
6	U7	14	SER
6	U7	35	ASN
7	V7	12	ASP
7	V7	19	SER

Continued on next page...

Continued from previous page...

Mol	Chain	Res	Type
7	V7	37	LEU
7	V7	46	SER
7	V7	51	ILE
7	V7	64	ASP
7	V7	66	VAL
7	V7	75	GLU
7	V7	80	THR
7	V7	96	VAL
7	V7	110	VAL
7	V7	118	SER
7	V7	124	ASP
7	V7	142	SER
7	V7	154	ASP
8	W7	3	ASP
8	W7	6	THR
8	W7	11	SER
8	W7	14	VAL
8	W7	20	ASP
8	W7	25	ASP
8	W7	36	LEU
8	W7	59	SER
8	W7	63	SER
8	W7	86	ASP
8	W7	106	GLU
8	W7	135	GLU
8	W7	137	THR
8	W7	141	VAL
8	W7	144	ASP
8	W7	151	VAL
8	W7	158	SER
8	W7	160	LEU
8	W7	161	SER
7	X7	12	ASP
7	X7	19	SER
7	X7	37	LEU
7	X7	46	SER
7	X7	51	ILE
7	X7	66	VAL
7	X7	75	GLU
7	X7	80	THR
7	X7	96	VAL
7	X7	97	VAL

Continued on next page...

Continued from previous page...

Mol	Chain	Res	Type
7	X7	110	VAL
7	X7	117	LYS
7	X7	118	SER
7	X7	124	ASP
7	X7	142	SER
7	X7	154	ASP
8	Y7	3	ASP
8	Y7	6	THR
8	Y7	11	SER
8	Y7	14	VAL
8	Y7	20	ASP
8	Y7	25	ASP
8	Y7	36	LEU
8	Y7	59	SER
8	Y7	63	SER
8	Y7	86	ASP
8	Y7	106	GLU
8	Y7	135	GLU
8	Y7	137	THR
8	Y7	141	VAL
8	Y7	144	ASP
8	Y7	151	VAL
8	Y7	158	SER
8	Y7	160	LEU
8	Y7	161	SER
7	Z7	12	ASP
7	Z7	19	SER
7	Z7	37	LEU
7	Z7	46	SER
7	Z7	51	ILE
7	Z7	64	ASP
7	Z7	66	VAL
7	Z7	75	GLU
7	Z7	80	THR
7	Z7	96	VAL
7	Z7	97	VAL
7	Z7	110	VAL
7	Z7	118	SER
7	Z7	124	ASP
7	Z7	142	SER
7	Z7	154	ASP
8	a7	3	ASP

Continued on next page...

Continued from previous page...

Mol	Chain	Res	Type
8	a7	6	THR
8	a7	11	SER
8	a7	14	VAL
8	a7	20	ASP
8	a7	25	ASP
8	a7	36	LEU
8	a7	59	SER
8	a7	63	SER
8	a7	86	ASP
8	a7	106	GLU
8	a7	135	GLU
8	a7	137	THR
8	a7	141	VAL
8	a7	144	ASP
8	a7	151	VAL
8	a7	158	SER
8	a7	160	LEU
8	a7	161	SER
6	b7	20	ARG
6	b7	34	ASP
6	b7	53	VAL
1	A8	196	TRP
1	A8	203	PHE
1	A8	223	ARG
2	B8	21	ASN
2	B8	23	GLU
2	B8	27	LEU
2	B8	31	LEU
2	B8	39	GLU
2	B8	44	LEU
2	B8	47	LYS
2	B8	50	THR
2	B8	52	VAL
2	B8	57	GLN
2	B8	59	VAL
2	B8	66	THR
2	B8	100	VAL
2	B8	123	ASP
2	B8	131	GLU
3	C8	6	THR
3	C8	25	GLU
3	C8	47	ASN

Continued on next page...

Continued from previous page...

Mol	Chain	Res	Type
3	C8	77	ARG
3	C8	99	THR
3	C8	103	SER
3	C8	116	THR
3	C8	136	LYS
3	C8	158	GLN
3	C8	161	GLU
2	D8	23	GLU
2	D8	31	LEU
2	D8	39	GLU
2	D8	44	LEU
2	D8	47	LYS
2	D8	50	THR
2	D8	52	VAL
2	D8	57	GLN
2	D8	59	VAL
2	D8	66	THR
2	D8	100	VAL
2	D8	123	ASP
2	D8	131	GLU
2	D8	148	THR
2	D8	151	ASN
3	E8	6	THR
3	E8	25	GLU
3	E8	77	ARG
3	E8	99	THR
3	E8	103	SER
3	E8	116	THR
3	E8	136	LYS
3	E8	148	VAL
3	E8	152	ASP
3	E8	158	GLN
3	E8	161	GLU
2	F8	20	SER
2	F8	21	ASN
2	F8	31	LEU
2	F8	39	GLU
2	F8	44	LEU
2	F8	47	LYS
2	F8	50	THR
2	F8	52	VAL
2	F8	57	GLN

Continued on next page...

Continued from previous page...

Mol	Chain	Res	Type
2	F8	59	VAL
2	F8	66	THR
2	F8	100	VAL
2	F8	123	ASP
2	F8	131	GLU
2	F8	149	GLU
2	F8	151	ASN
3	G8	6	THR
3	G8	25	GLU
3	G8	77	ARG
3	G8	99	THR
3	G8	103	SER
3	G8	116	THR
3	G8	136	LYS
3	G8	142	VAL
3	G8	143	MET
3	G8	158	GLN
3	G8	161	GLU
2	H8	19	LEU
2	H8	24	LEU
2	H8	31	LEU
2	H8	32	ARG
2	H8	39	GLU
2	H8	44	LEU
2	H8	47	LYS
2	H8	50	THR
2	H8	52	VAL
2	H8	57	GLN
2	H8	59	VAL
2	H8	66	THR
2	H8	100	VAL
2	H8	123	ASP
2	H8	131	GLU
2	H8	145	ASP
2	H8	153	TYR
3	I8	6	THR
3	I8	25	GLU
3	I8	77	ARG
3	I8	99	THR
3	I8	103	SER
3	I8	116	THR
3	I8	136	LYS

Continued on next page...

Continued from previous page...

Mol	Chain	Res	Type
3	I8	152	ASP
3	I8	153	CYS
3	I8	158	GLN
3	I8	161	GLU
2	J8	18	PHE
2	J8	19	LEU
2	J8	23	GLU
2	J8	31	LEU
2	J8	39	GLU
2	J8	44	LEU
2	J8	47	LYS
2	J8	50	THR
2	J8	52	VAL
2	J8	57	GLN
2	J8	59	VAL
2	J8	66	THR
2	J8	100	VAL
2	J8	123	ASP
2	J8	131	GLU
2	J8	148	THR
3	K8	6	THR
3	K8	25	GLU
3	K8	77	ARG
3	K8	99	THR
3	K8	103	SER
3	K8	116	THR
3	K8	136	LYS
3	K8	144	ASP
3	K8	158	GLN
3	K8	161	GLU
2	L8	31	LEU
2	L8	39	GLU
2	L8	44	LEU
2	L8	47	LYS
2	L8	50	THR
2	L8	52	VAL
2	L8	57	GLN
2	L8	59	VAL
2	L8	66	THR
2	L8	100	VAL
2	L8	123	ASP
2	L8	131	GLU

Continued on next page...

Continued from previous page...

Mol	Chain	Res	Type
2	L8	149	GLU
2	L8	151	ASN
3	M8	6	THR
3	M8	25	GLU
3	M8	99	THR
3	M8	103	SER
3	M8	116	THR
3	M8	136	LYS
3	M8	142	VAL
3	M8	149	THR
3	M8	152	ASP
3	M8	158	GLN
3	M8	161	GLU
4	N8	2	PRO
4	N8	40	ARG
2	O8	18	PHE
2	O8	19	LEU
2	O8	23	GLU
2	O8	31	LEU
2	O8	39	GLU
2	O8	44	LEU
2	O8	47	LYS
2	O8	50	THR
2	O8	52	VAL
2	O8	57	GLN
2	O8	59	VAL
2	O8	66	THR
2	O8	100	VAL
2	O8	123	ASP
2	O8	131	GLU
2	O8	148	THR
3	P8	6	THR
3	P8	25	GLU
3	P8	77	ARG
3	P8	99	THR
3	P8	103	SER
3	P8	116	THR
3	P8	136	LYS
3	P8	158	GLN
3	P8	161	GLU
2	Q8	23	GLU
2	Q8	31	LEU

Continued on next page...

Continued from previous page...

Mol	Chain	Res	Type
2	Q8	32	ARG
2	Q8	39	GLU
2	Q8	44	LEU
2	Q8	47	LYS
2	Q8	50	THR
2	Q8	52	VAL
2	Q8	57	GLN
2	Q8	59	VAL
2	Q8	66	THR
2	Q8	100	VAL
2	Q8	123	ASP
2	Q8	131	GLU
2	Q8	149	GLU
3	R8	6	THR
3	R8	25	GLU
3	R8	77	ARG
3	R8	99	THR
3	R8	103	SER
3	R8	116	THR
3	R8	158	GLN
3	R8	161	GLU
2	S8	25	GLN
2	S8	31	LEU
2	S8	32	ARG
2	S8	39	GLU
2	S8	44	LEU
2	S8	47	LYS
2	S8	50	THR
2	S8	52	VAL
2	S8	57	GLN
2	S8	59	VAL
2	S8	66	THR
2	S8	100	VAL
2	S8	123	ASP
2	S8	131	GLU
3	T8	6	THR
3	T8	25	GLU
3	T8	77	ARG
3	T8	99	THR
3	T8	103	SER
3	T8	116	THR
3	T8	136	LYS

Continued on next page...

Continued from previous page...

Mol	Chain	Res	Type
3	T8	158	GLN
3	T8	161	GLU
2	U8	19	LEU
2	U8	31	LEU
2	U8	39	GLU
2	U8	44	LEU
2	U8	47	LYS
2	U8	50	THR
2	U8	52	VAL
2	U8	57	GLN
2	U8	59	VAL
2	U8	66	THR
2	U8	100	VAL
2	U8	123	ASP
2	U8	131	GLU
2	U8	151	ASN
3	V8	6	THR
3	V8	25	GLU
3	V8	39	ASP
3	V8	77	ARG
3	V8	99	THR
3	V8	103	SER
3	V8	116	THR
3	V8	136	LYS
3	V8	143	MET
3	V8	161	GLU
2	W8	21	ASN
2	W8	31	LEU
2	W8	39	GLU
2	W8	44	LEU
2	W8	47	LYS
2	W8	50	THR
2	W8	52	VAL
2	W8	57	GLN
2	W8	59	VAL
2	W8	66	THR
2	W8	100	VAL
2	W8	123	ASP
2	W8	131	GLU
2	W8	151	ASN
3	X8	6	THR
3	X8	25	GLU

Continued on next page...

Continued from previous page...

Mol	Chain	Res	Type
3	X8	77	ARG
3	X8	99	THR
3	X8	103	SER
3	X8	116	THR
3	X8	136	LYS
3	X8	152	ASP
3	X8	161	GLU
2	Y8	31	LEU
2	Y8	39	GLU
2	Y8	44	LEU
2	Y8	47	LYS
2	Y8	50	THR
2	Y8	52	VAL
2	Y8	57	GLN
2	Y8	59	VAL
2	Y8	66	THR
2	Y8	100	VAL
2	Y8	123	ASP
2	Y8	131	GLU
2	Y8	139	ASN
2	Y8	149	GLU
3	Z8	6	THR
3	Z8	25	GLU
3	Z8	77	ARG
3	Z8	99	THR
3	Z8	103	SER
3	Z8	116	THR
3	Z8	136	LYS
3	Z8	142	VAL
3	Z8	143	MET
3	Z8	158	GLN
3	Z8	161	GLU

Sometimes sidechains can be flipped to improve hydrogen bonding and reduce clashes. All (448) such sidechains are listed below:

Mol	Chain	Res	Type
1	A1	63	GLN
1	A1	74	GLN
1	A1	188	GLN
1	A1	211	GLN
2	B1	21	ASN
2	B1	53	ASN

Continued on next page...

Continued from previous page...

Mol	Chain	Res	Type
2	B1	72	ASN
3	C1	47	ASN
3	C1	72	ASN
2	D1	21	ASN
2	D1	53	ASN
2	D1	72	ASN
2	D1	152	ASN
3	E1	47	ASN
3	E1	72	ASN
2	F1	21	ASN
2	F1	53	ASN
3	G1	47	ASN
3	G1	72	ASN
2	H1	21	ASN
2	H1	53	ASN
2	H1	152	ASN
3	I1	47	ASN
3	I1	72	ASN
2	J1	21	ASN
2	J1	53	ASN
2	J1	57	GLN
2	J1	72	ASN
3	K1	47	ASN
3	K1	72	ASN
2	L1	21	ASN
2	L1	53	ASN
3	M1	11	GLN
3	M1	47	ASN
3	M1	72	ASN
4	N1	91	GLN
4	N1	121	GLN
4	N1	171	GLN
4	N1	224	GLN
4	N1	273	GLN
2	O1	21	ASN
2	O1	53	ASN
2	O1	72	ASN
2	O1	152	ASN
3	P1	47	ASN
3	P1	72	ASN
2	Q1	21	ASN
2	Q1	53	ASN

Continued on next page...

Continued from previous page...

Mol	Chain	Res	Type
2	Q1	72	ASN
2	Q1	152	ASN
3	R1	11	GLN
3	R1	47	ASN
3	R1	72	ASN
2	S1	21	ASN
2	S1	25	GLN
2	S1	53	ASN
3	T1	47	ASN
3	T1	72	ASN
2	U1	21	ASN
2	U1	53	ASN
3	V1	47	ASN
3	V1	72	ASN
2	W1	21	ASN
2	W1	53	ASN
2	W1	72	ASN
3	X1	47	ASN
3	X1	72	ASN
2	Y1	21	ASN
2	Y1	53	ASN
3	Z1	47	ASN
3	Z1	72	ASN
1	A2	63	GLN
1	A2	193	GLN
3	C2	72	ASN
3	E2	72	ASN
3	I2	65	GLN
3	I2	72	ASN
3	K2	65	GLN
3	K2	72	ASN
3	M2	11	GLN
3	M2	72	ASN
4	N2	89	ASN
4	N2	91	GLN
4	N2	121	GLN
4	N2	141	ASN
4	N2	191	GLN
4	N2	290	GLN
3	P2	65	GLN
3	P2	72	ASN
3	R2	72	ASN

Continued on next page...

Continued from previous page...

Mol	Chain	Res	Type
3	T2	65	GLN
3	T2	72	ASN
3	V2	72	ASN
3	X2	72	ASN
3	Z2	72	ASN
5	03	18	GLN
5	03	245	GLN
5	03	284	GLN
5	03	328	GLN
5	03	402	GLN
5	03	410	GLN
5	03	425	GLN
5	03	440	GLN
5	03	522	ASN
5	03	561	ASN
5	03	597	HIS
5	03	751	GLN
5	03	761	ASN
5	03	808	GLN
5	03	832	ASN
5	13	18	GLN
5	13	233	ASN
5	13	245	GLN
5	13	284	GLN
5	13	402	GLN
5	13	410	GLN
5	13	425	GLN
5	13	440	GLN
5	13	522	ASN
5	13	561	ASN
5	13	597	HIS
5	13	751	GLN
5	13	761	ASN
5	13	808	GLN
5	13	832	ASN
8	H3	10	ASN
8	J3	71	ASN
8	J3	110	ASN
8	L3	15	GLN
8	L3	47	ASN
8	M3	47	ASN
8	O3	47	ASN

Continued on next page...

Continued from previous page...

Mol	Chain	Res	Type
9	Q3	72	ASN
9	Q3	132	GLN
8	S3	47	ASN
8	U3	47	ASN
10	V3	71	ASN
10	V3	117	ASN
8	W3	47	ASN
8	W3	110	ASN
8	Y3	110	ASN
8	a3	47	ASN
8	c3	10	ASN
8	e3	47	ASN
8	e3	110	ASN
9	g3	72	ASN
9	g3	132	GLN
8	h3	47	ASN
8	j3	47	ASN
8	l3	47	ASN
10	m3	71	ASN
10	m3	117	ASN
8	n3	47	ASN
8	n3	110	ASN
7	o3	71	ASN
8	p3	110	ASN
8	r3	47	ASN
8	t3	10	ASN
8	t3	128	GLN
8	x3	47	ASN
8	z3	10	ASN
1	A4	13	GLN
1	A4	63	GLN
1	A4	64	GLN
1	A4	74	GLN
1	A4	188	GLN
2	B4	15	GLN
2	B4	21	ASN
2	B4	53	ASN
2	B4	151	ASN
2	B4	152	ASN
3	C4	46	ASN
3	C4	72	ASN
2	D4	25	GLN

Continued on next page...

Continued from previous page...

Mol	Chain	Res	Type
2	D4	53	ASN
2	D4	72	ASN
2	D4	151	ASN
3	E4	47	ASN
3	E4	72	ASN
2	F4	53	ASN
2	F4	57	GLN
2	F4	151	ASN
2	F4	152	ASN
3	G4	47	ASN
3	G4	72	ASN
2	H4	25	GLN
2	H4	53	ASN
2	H4	151	ASN
3	I4	72	ASN
2	J4	15	GLN
2	J4	53	ASN
2	J4	151	ASN
3	K4	72	ASN
2	L4	25	GLN
2	L4	53	ASN
2	L4	151	ASN
2	L4	152	ASN
3	M4	72	ASN
4	N4	45	ASN
4	N4	89	ASN
4	N4	141	ASN
4	N4	156	GLN
2	O4	25	GLN
2	O4	53	ASN
2	O4	72	ASN
2	O4	151	ASN
2	O4	152	ASN
3	P4	65	GLN
3	P4	72	ASN
2	Q4	15	GLN
2	Q4	53	ASN
2	Q4	140	HIS
2	Q4	151	ASN
2	Q4	152	ASN
3	R4	65	GLN
3	R4	72	ASN

Continued on next page...

Continued from previous page...

Mol	Chain	Res	Type
2	S4	25	GLN
2	S4	53	ASN
2	S4	151	ASN
3	T4	72	ASN
2	U4	15	GLN
2	U4	53	ASN
2	U4	151	ASN
2	U4	152	ASN
3	V4	46	ASN
3	V4	72	ASN
2	W4	25	GLN
2	W4	53	ASN
2	W4	151	ASN
2	W4	152	ASN
3	X4	72	ASN
2	Y4	15	GLN
2	Y4	53	ASN
2	Y4	139	ASN
2	Y4	140	HIS
2	Y4	152	ASN
3	Z4	72	ASN
3	Z4	157	GLN
1	A5	63	GLN
1	A5	74	GLN
1	A5	188	GLN
1	A5	211	GLN
1	A5	226	GLN
2	B5	21	ASN
2	B5	53	ASN
2	B5	72	ASN
3	C5	47	ASN
3	C5	72	ASN
2	D5	21	ASN
2	D5	53	ASN
2	D5	72	ASN
2	D5	152	ASN
3	E5	47	ASN
3	E5	72	ASN
2	F5	21	ASN
2	F5	53	ASN
3	G5	47	ASN
3	G5	72	ASN

Continued on next page...

Continued from previous page...

Mol	Chain	Res	Type
2	H5	21	ASN
2	H5	53	ASN
2	H5	152	ASN
3	I5	47	ASN
3	I5	72	ASN
2	J5	21	ASN
2	J5	53	ASN
2	J5	57	GLN
2	J5	72	ASN
3	K5	47	ASN
3	K5	72	ASN
2	L5	21	ASN
2	L5	53	ASN
3	M5	11	GLN
3	M5	47	ASN
3	M5	72	ASN
4	N5	88	ASN
4	N5	91	GLN
4	N5	121	GLN
4	N5	171	GLN
4	N5	224	GLN
4	N5	273	GLN
2	O5	21	ASN
2	O5	53	ASN
2	O5	72	ASN
2	O5	152	ASN
3	P5	47	ASN
3	P5	72	ASN
2	Q5	21	ASN
2	Q5	53	ASN
2	Q5	72	ASN
2	Q5	152	ASN
3	R5	11	GLN
3	R5	47	ASN
3	R5	72	ASN
2	S5	21	ASN
2	S5	25	GLN
2	S5	53	ASN
3	T5	47	ASN
3	T5	72	ASN
2	U5	21	ASN
2	U5	53	ASN

Continued on next page...

Continued from previous page...

Mol	Chain	Res	Type
3	V5	47	ASN
3	V5	72	ASN
2	W5	21	ASN
2	W5	53	ASN
2	W5	72	ASN
3	X5	47	ASN
3	X5	72	ASN
2	Y5	21	ASN
2	Y5	53	ASN
3	Z5	47	ASN
3	Z5	72	ASN
1	A6	63	GLN
3	C6	72	ASN
3	E6	72	ASN
3	I6	65	GLN
3	I6	72	ASN
3	K6	65	GLN
3	K6	72	ASN
3	M6	11	GLN
3	M6	72	ASN
4	N6	89	ASN
4	N6	91	GLN
4	N6	121	GLN
4	N6	141	ASN
4	N6	191	GLN
4	N6	290	GLN
3	P6	65	GLN
3	P6	72	ASN
3	R6	72	ASN
3	T6	65	GLN
3	T6	72	ASN
3	V6	72	ASN
3	X6	72	ASN
3	Z6	72	ASN
7	A7	10	ASN
7	A7	71	ASN
8	B7	2	GLN
7	C7	71	ASN
8	D7	2	GLN
8	D7	10	ASN
7	E7	71	ASN
8	F7	2	GLN

Continued on next page...

Continued from previous page...

Mol	Chain	Res	Type
6	G7	24	ASN
7	H7	10	ASN
7	H7	71	ASN
8	I7	2	GLN
7	J7	71	ASN
8	K7	2	GLN
8	K7	10	ASN
7	L7	71	ASN
8	M7	2	GLN
6	N7	35	ASN
7	O7	10	ASN
7	O7	71	ASN
8	P7	2	GLN
7	Q7	71	ASN
8	R7	2	GLN
7	S7	71	ASN
8	T7	2	GLN
6	U7	23	GLN
6	U7	24	ASN
6	U7	35	ASN
7	V7	10	ASN
7	V7	71	ASN
8	W7	2	GLN
8	W7	110	ASN
7	X7	71	ASN
8	Y7	2	GLN
7	Z7	71	ASN
8	a7	2	GLN
6	b7	13	GLN
1	A8	13	GLN
1	A8	63	GLN
1	A8	64	GLN
1	A8	74	GLN
1	A8	188	GLN
2	B8	15	GLN
2	B8	21	ASN
2	B8	53	ASN
2	B8	151	ASN
2	B8	152	ASN
3	C8	46	ASN
3	C8	72	ASN
2	D8	25	GLN

Continued on next page...

Continued from previous page...

Mol	Chain	Res	Type
2	D8	53	ASN
2	D8	151	ASN
3	E8	47	ASN
3	E8	72	ASN
2	F8	53	ASN
2	F8	151	ASN
2	F8	152	ASN
3	G8	47	ASN
3	G8	72	ASN
2	H8	21	ASN
2	H8	25	GLN
2	H8	53	ASN
2	H8	151	ASN
3	I8	72	ASN
2	J8	15	GLN
2	J8	53	ASN
2	J8	151	ASN
3	K8	72	ASN
2	L8	25	GLN
2	L8	53	ASN
2	L8	151	ASN
2	L8	152	ASN
3	M8	72	ASN
4	N8	45	ASN
4	N8	89	ASN
4	N8	141	ASN
4	N8	156	GLN
2	O8	25	GLN
2	O8	53	ASN
2	O8	72	ASN
2	O8	151	ASN
2	O8	152	ASN
3	P8	63	GLN
3	P8	65	GLN
3	P8	72	ASN
2	Q8	15	GLN
2	Q8	53	ASN
2	Q8	140	HIS
2	Q8	151	ASN
2	Q8	152	ASN
3	R8	65	GLN
3	R8	72	ASN

Continued on next page...

Continued from previous page...

Mol	Chain	Res	Type
2	S8	25	GLN
2	S8	53	ASN
2	S8	151	ASN
3	T8	72	ASN
2	U8	15	GLN
2	U8	53	ASN
2	U8	151	ASN
2	U8	152	ASN
3	V8	46	ASN
3	V8	72	ASN
2	W8	25	GLN
2	W8	53	ASN
2	W8	151	ASN
2	W8	152	ASN
3	X8	72	ASN
2	Y8	15	GLN
2	Y8	53	ASN
2	Y8	139	ASN
2	Y8	140	HIS
2	Y8	152	ASN
3	Z8	72	ASN
3	Z8	157	GLN

5.3.3 RNA [i](#)

There are no RNA molecules in this entry.

5.4 Non-standard residues in protein, DNA, RNA chains [i](#)

There are no non-standard protein/DNA/RNA residues in this entry.

5.5 Carbohydrates [i](#)

There are no monosaccharides in this entry.

5.6 Ligand geometry [i](#)

288 ligands are modelled in this entry.

In the following table, the Counts columns list the number of bonds (or angles) for which Mogul statistics could be retrieved, the number of bonds (or angles) that are observed in the model and

the number of bonds (or angles) that are defined in the Chemical Component Dictionary. The Link column lists molecule types, if any, to which the group is linked. The Z score for a bond length (or angle) is the number of standard deviations the observed value is removed from the expected value. A bond length (or angle) with $|Z| > 2$ is considered an outlier worth inspection. RMSZ is the root-mean-square of all Z scores of the bond lengths (or angles).

Mol	Type	Chain	Res	Link	Bond lengths			Bond angles		
					Counts	RMSZ	# Z > 2	Counts	RMSZ	# Z > 2
11	CYC	K1	201	-	42,46,46	3.08	14 (33%)	50,67,67	3.27	26 (52%)
11	CYC	Z6	202	-	42,46,46	1.08	1 (2%)	50,67,67	0.96	2 (4%)
11	CYC	I4	203	-	42,46,46	3.19	14 (33%)	50,67,67	2.95	20 (40%)
11	CYC	X4	202	-	42,46,46	1.04	1 (2%)	50,67,67	0.96	2 (4%)
11	CYC	R8	201	-	42,46,46	1.08	1 (2%)	50,67,67	0.95	2 (4%)
11	CYC	V3	201	-	42,46,46	3.18	15 (35%)	50,67,67	3.30	21 (42%)
11	CYC	V1	202	-	42,46,46	3.17	13 (30%)	50,67,67	4.44	29 (58%)
11	CYC	X5	203	-	42,46,46	3.17	13 (30%)	50,67,67	4.45	29 (58%)
11	CYC	Q6	201	-	42,46,46	3.05	13 (30%)	50,67,67	3.56	25 (50%)
11	CYC	03	902	-	42,46,46	3.09	15 (35%)	50,67,67	3.76	22 (44%)
11	CYC	P2	202	-	42,46,46	1.07	1 (2%)	50,67,67	0.95	2 (4%)
11	CYC	T3	1001	-	42,46,46	3.25	13 (30%)	50,67,67	3.27	20 (40%)
11	CYC	N4	301	-	42,46,46	3.22	17 (40%)	50,67,67	3.36	24 (48%)
11	CYC	N5	301	-	42,46,46	3.09	14 (33%)	50,67,67	3.27	26 (52%)
11	CYC	Z3	1001	-	42,46,46	3.25	14 (33%)	50,67,67	3.28	20 (40%)
11	CYC	m3	201	-	42,46,46	3.17	14 (33%)	50,67,67	3.30	21 (42%)
11	CYC	K4	202	-	42,46,46	1.06	1 (2%)	50,67,67	0.97	2 (4%)
11	CYC	V6	202	-	42,46,46	1.09	1 (2%)	50,67,67	0.95	2 (4%)
11	CYC	d3	1001	-	42,46,46	3.25	14 (33%)	50,67,67	3.28	20 (40%)
11	CYC	L5	201	-	42,46,46	3.18	13 (30%)	50,67,67	4.44	29 (58%)
11	CYC	C2	202	-	42,46,46	1.11	1 (2%)	50,67,67	0.95	2 (4%)
11	CYC	O4	201	-	42,46,46	3.16	14 (33%)	50,67,67	2.93	20 (40%)
11	CYC	C4	201	-	42,46,46	1.12	1 (2%)	50,67,67	0.96	2 (4%)
11	CYC	P5	201	-	42,46,46	3.09	14 (33%)	50,67,67	3.26	25 (50%)
11	CYC	T6	201	-	42,46,46	1.09	1 (2%)	50,67,67	0.96	2 (4%)
11	CYC	C1	202	-	42,46,46	3.17	14 (33%)	50,67,67	4.45	29 (58%)
11	CYC	M2	201	-	42,46,46	3.02	13 (30%)	50,67,67	3.87	23 (46%)
11	CYC	r3	1001	-	42,46,46	3.10	15 (35%)	50,67,67	3.76	22 (44%)
11	CYC	D4	201	-	42,46,46	3.18	14 (33%)	50,67,67	2.95	20 (40%)
11	CYC	M6	202	-	42,46,46	1.09	1 (2%)	50,67,67	0.94	2 (4%)

Mol	Type	Chain	Res	Link	Bond lengths			Bond angles		
					Counts	RMSZ	# Z > 2	Counts	RMSZ	# Z > 2
11	CYC	I8	203	-	42,46,46	3.17	14 (33%)	50,67,67	2.94	20 (40%)
11	CYC	O1	201	-	42,46,46	3.17	13 (30%)	50,67,67	4.45	29 (58%)
11	CYC	M4	201	-	42,46,46	3.17	15 (35%)	50,67,67	2.94	20 (40%)
11	CYC	B6	201	-	42,46,46	3.06	13 (30%)	50,67,67	3.58	25 (50%)
11	CYC	v3	1001	-	42,46,46	3.09	14 (33%)	50,67,67	3.76	22 (44%)
11	CYC	E8	201	-	42,46,46	3.22	16 (38%)	50,67,67	3.36	25 (50%)
11	CYC	F6	201	-	42,46,46	3.07	13 (30%)	50,67,67	3.57	25 (50%)
11	CYC	U3	1001	-	42,46,46	3.10	15 (35%)	50,67,67	3.76	22 (44%)
11	CYC	R1	201	-	42,46,46	3.09	14 (33%)	50,67,67	3.27	26 (52%)
11	CYC	K2	201	-	42,46,46	3.02	13 (30%)	50,67,67	3.87	23 (46%)
11	CYC	A1	302	-	42,46,46	3.09	14 (33%)	50,67,67	3.28	26 (52%)
11	CYC	y3	1001	-	42,46,46	3.24	14 (33%)	50,67,67	3.27	20 (40%)
11	CYC	P5	202	-	42,46,46	3.24	13 (30%)	50,67,67	3.51	20 (40%)
11	CYC	M1	202	-	42,46,46	3.23	12 (28%)	50,67,67	3.52	20 (40%)
11	CYC	X5	202	-	42,46,46	3.22	12 (28%)	50,67,67	3.52	20 (40%)
11	CYC	K6	201	-	42,46,46	3.02	13 (30%)	50,67,67	3.87	23 (46%)
11	CYC	G6	201	-	42,46,46	1.08	1 (2%)	50,67,67	0.96	2 (4%)
11	CYC	X6	201	-	42,46,46	3.01	13 (30%)	50,67,67	3.88	23 (46%)
11	CYC	P4	202	-	42,46,46	1.07	1 (2%)	50,67,67	0.95	2 (4%)
11	CYC	J5	201	-	42,46,46	3.15	13 (30%)	50,67,67	4.44	29 (58%)
11	CYC	C7	1001	-	42,46,46	3.25	15 (35%)	50,67,67	2.78	21 (42%)
11	CYC	Z1	201	-	42,46,46	3.08	14 (33%)	50,67,67	3.27	26 (52%)
11	CYC	I3	903	-	42,46,46	3.09	14 (33%)	50,67,67	3.76	22 (44%)
11	CYC	O5	201	-	42,46,46	3.18	13 (30%)	50,67,67	4.45	29 (58%)
11	CYC	M4	202	-	42,46,46	3.24	16 (38%)	50,67,67	3.36	25 (50%)
11	CYC	Q2	201	-	42,46,46	3.05	13 (30%)	50,67,67	3.57	25 (50%)
11	CYC	I3	1001	-	42,46,46	3.24	14 (33%)	50,67,67	3.27	20 (40%)
11	CYC	V5	201	-	42,46,46	3.08	15 (35%)	50,67,67	3.27	26 (52%)
11	CYC	U5	202	-	42,46,46	3.22	12 (28%)	50,67,67	3.53	20 (40%)
11	CYC	I2	201	-	42,46,46	3.03	13 (30%)	50,67,67	3.88	23 (46%)
11	CYC	V5	202	-	42,46,46	3.18	13 (30%)	50,67,67	4.44	29 (58%)
11	CYC	P8	201	-	42,46,46	3.23	16 (38%)	50,67,67	3.36	25 (50%)
11	CYC	K8	201	-	42,46,46	3.22	17 (40%)	50,67,67	3.36	24 (48%)
11	CYC	I2	202	-	42,46,46	1.12	1 (2%)	50,67,67	0.96	2 (4%)
11	CYC	R5	201	-	42,46,46	3.08	14 (33%)	50,67,67	3.27	26 (52%)

Mol	Type	Chain	Res	Link	Bond lengths			Bond angles		
					Counts	RMSZ	# Z > 2	Counts	RMSZ	# Z > 2
11	CYC	O7	1001	-	42,46,46	3.25	15 (35%)	50,67,67	2.78	21 (42%)
11	CYC	T8	201	-	42,46,46	3.22	16 (38%)	50,67,67	3.37	26 (52%)
11	CYC	T4	201	-	42,46,46	3.23	16 (38%)	50,67,67	3.37	26 (52%)
11	CYC	M2	202	-	42,46,46	1.08	1 (2%)	50,67,67	0.94	2 (4%)
11	CYC	B1	201	-	42,46,46	3.17	13 (30%)	50,67,67	4.45	29 (58%)
11	CYC	O6	201	-	42,46,46	3.04	13 (30%)	50,67,67	3.57	25 (50%)
11	CYC	C8	201	-	42,46,46	1.13	1 (2%)	50,67,67	0.95	2 (4%)
11	CYC	F8	201	-	42,46,46	1.08	1 (2%)	50,67,67	0.97	2 (4%)
11	CYC	O8	201	-	42,46,46	3.16	14 (33%)	50,67,67	2.94	20 (40%)
11	CYC	P4	203	-	42,46,46	3.15	14 (33%)	50,67,67	2.92	20 (40%)
11	CYC	A7	1001	-	42,46,46	3.25	15 (35%)	50,67,67	2.77	21 (42%)
11	CYC	C5	202	-	42,46,46	3.17	14 (33%)	50,67,67	4.45	29 (58%)
11	CYC	K1	202	-	42,46,46	3.22	13 (30%)	50,67,67	3.52	20 (40%)
11	CYC	Q3	1001	9	42,46,46	3.19	15 (35%)	50,67,67	2.99	17 (34%)
11	CYC	Z6	201	-	42,46,46	3.01	13 (30%)	50,67,67	3.88	23 (46%)
11	CYC	G4	202	-	42,46,46	3.22	17 (40%)	50,67,67	3.36	24 (48%)
11	CYC	U1	201	-	42,46,46	3.17	13 (30%)	50,67,67	4.45	29 (58%)
11	CYC	A4	301	-	42,46,46	3.23	16 (38%)	50,67,67	3.36	25 (50%)
11	CYC	D5	201	-	42,46,46	3.21	13 (30%)	50,67,67	3.50	20 (40%)
11	CYC	U8	201	-	42,46,46	3.17	14 (33%)	50,67,67	2.95	20 (40%)
11	CYC	M5	201	-	42,46,46	3.08	14 (33%)	50,67,67	3.27	26 (52%)
11	CYC	g3	1001	9	42,46,46	3.17	14 (33%)	50,67,67	2.99	17 (34%)
11	CYC	B2	201	-	42,46,46	3.06	13 (30%)	50,67,67	3.58	25 (50%)
11	CYC	Z5	201	-	42,46,46	3.08	14 (33%)	50,67,67	3.27	26 (52%)
11	CYC	L4	202	-	42,46,46	1.08	1 (2%)	50,67,67	0.94	2 (4%)
11	CYC	S2	201	-	42,46,46	3.06	13 (30%)	50,67,67	3.58	25 (50%)
11	CYC	P6	201	-	42,46,46	3.01	13 (30%)	50,67,67	3.88	23 (46%)
11	CYC	V8	201	-	42,46,46	3.22	17 (40%)	50,67,67	3.37	24 (48%)
11	CYC	L1	201	-	42,46,46	3.18	13 (30%)	50,67,67	4.45	29 (58%)
11	CYC	I2	203	-	42,46,46	3.06	13 (30%)	50,67,67	3.58	25 (50%)
11	CYC	T7	1001	-	42,46,46	3.14	12 (28%)	50,67,67	3.28	25 (50%)
11	CYC	X2	202	-	42,46,46	1.06	1 (2%)	50,67,67	0.96	2 (4%)
11	CYC	R3	1001	-	42,46,46	3.25	15 (35%)	50,67,67	3.27	19 (38%)
11	CYC	G5	202	-	42,46,46	3.22	13 (30%)	50,67,67	3.52	20 (40%)
11	CYC	X1	202	-	42,46,46	3.23	12 (28%)	50,67,67	3.52	20 (40%)

Mol	Type	Chain	Res	Link	Bond lengths			Bond angles		
					Counts	RMSZ	# Z > 2	Counts	RMSZ	# Z > 2
11	CYC	N2	301	4	42,46,46	3.00	13 (30%)	50,67,67	3.87	23 (46%)
11	CYC	R2	201	-	42,46,46	1.08	1 (2%)	50,67,67	0.95	2 (4%)
11	CYC	T2	201	-	42,46,46	3.05	13 (30%)	50,67,67	3.58	25 (50%)
11	CYC	q3	1001	-	42,46,46	3.24	14 (33%)	50,67,67	3.27	19 (38%)
11	CYC	D8	201	-	42,46,46	3.16	14 (33%)	50,67,67	2.95	20 (40%)
11	CYC	I5	201	-	42,46,46	3.08	14 (33%)	50,67,67	3.26	26 (52%)
11	CYC	R1	202	-	42,46,46	3.22	13 (30%)	50,67,67	3.52	21 (42%)
11	CYC	w3	1001	-	42,46,46	3.25	15 (35%)	50,67,67	3.27	20 (40%)
11	CYC	I8	201	-	42,46,46	3.22	15 (35%)	50,67,67	3.36	24 (48%)
11	CYC	I6	201	-	42,46,46	3.04	13 (30%)	50,67,67	3.89	23 (46%)
11	CYC	z3	1001	-	42,46,46	3.08	14 (33%)	50,67,67	3.75	22 (44%)
11	CYC	C2	201	-	42,46,46	3.02	13 (30%)	50,67,67	3.88	23 (46%)
11	CYC	N8	301	-	42,46,46	3.22	16 (38%)	50,67,67	3.36	25 (50%)
11	CYC	X5	201	-	42,46,46	3.08	14 (33%)	50,67,67	3.26	26 (52%)
11	CYC	j3	1001	-	42,46,46	3.09	15 (35%)	50,67,67	3.76	22 (44%)
11	CYC	X4	201	-	42,46,46	3.23	16 (38%)	50,67,67	3.36	24 (48%)
11	CYC	V4	202	-	42,46,46	1.09	1 (2%)	50,67,67	0.95	2 (4%)
11	CYC	c3	1001	-	42,46,46	3.08	14 (33%)	50,67,67	3.75	22 (44%)
11	CYC	H3	1001	-	42,46,46	3.09	14 (33%)	50,67,67	3.77	22 (44%)
11	CYC	G8	201	-	42,46,46	3.16	14 (33%)	50,67,67	2.95	20 (40%)
11	CYC	L6	201	-	42,46,46	3.07	13 (30%)	50,67,67	3.58	25 (50%)
11	CYC	I3	901	-	42,46,46	3.20	13 (30%)	50,67,67	3.14	19 (38%)
11	CYC	T1	201	-	42,46,46	3.23	12 (28%)	50,67,67	3.52	20 (40%)
11	CYC	Z8	201	-	42,46,46	3.23	16 (38%)	50,67,67	3.36	25 (50%)
11	CYC	K4	201	-	42,46,46	3.21	16 (38%)	50,67,67	3.37	24 (48%)
11	CYC	Z8	202	-	42,46,46	1.07	1 (2%)	50,67,67	0.96	2 (4%)
11	CYC	L8	201	-	42,46,46	3.17	14 (33%)	50,67,67	2.94	20 (40%)
11	CYC	K5	201	-	42,46,46	3.07	14 (33%)	50,67,67	3.27	25 (50%)
11	CYC	G8	202	-	42,46,46	3.22	17 (40%)	50,67,67	3.36	24 (48%)
11	CYC	U5	201	-	42,46,46	3.16	13 (30%)	50,67,67	4.44	29 (58%)
11	CYC	n3	1001	-	42,46,46	3.09	14 (33%)	50,67,67	3.76	22 (44%)
11	CYC	i3	1001	-	42,46,46	3.24	14 (33%)	50,67,67	3.26	20 (40%)
11	CYC	X7	1001	-	42,46,46	3.25	15 (35%)	50,67,67	2.77	22 (44%)
11	CYC	A5	302	-	42,46,46	3.10	14 (33%)	50,67,67	3.27	26 (52%)
11	CYC	C6	202	-	42,46,46	1.12	1 (2%)	50,67,67	0.95	2 (4%)

Mol	Type	Chain	Res	Link	Bond lengths			Bond angles		
					Counts	RMSZ	# Z > 2	Counts	RMSZ	# Z > 2
11	CYC	M6	201	-	42,46,46	3.02	13 (30%)	50,67,67	3.87	23 (46%)
11	CYC	S7	1001	-	42,46,46	3.26	14 (33%)	50,67,67	2.77	21 (42%)
11	CYC	B7	1001	-	42,46,46	3.14	12 (28%)	50,67,67	3.28	25 (50%)
11	CYC	I1	202	-	42,46,46	3.22	13 (30%)	50,67,67	3.53	20 (40%)
11	CYC	G3	1001	-	42,46,46	3.25	13 (30%)	50,67,67	3.27	20 (40%)
11	CYC	H5	201	-	42,46,46	3.17	13 (30%)	50,67,67	4.44	29 (58%)
11	CYC	F7	1001	-	42,46,46	3.14	12 (28%)	50,67,67	3.28	25 (50%)
11	CYC	F4	201	-	42,46,46	1.07	1 (2%)	50,67,67	0.97	2 (4%)
11	CYC	Q1	201	-	42,46,46	3.17	13 (30%)	50,67,67	4.45	29 (58%)
11	CYC	W2	201	-	42,46,46	3.06	13 (30%)	50,67,67	3.58	25 (50%)
11	CYC	E6	201	-	42,46,46	3.02	13 (30%)	50,67,67	3.88	23 (46%)
11	CYC	e3	1001	-	42,46,46	3.08	14 (33%)	50,67,67	3.76	22 (44%)
11	CYC	E7	1001	-	42,46,46	3.26	15 (35%)	50,67,67	2.78	21 (42%)
11	CYC	P1	201	-	42,46,46	3.08	14 (33%)	50,67,67	3.27	26 (52%)
11	CYC	Z2	202	-	42,46,46	3.02	13 (30%)	50,67,67	3.88	23 (46%)
11	CYC	G5	201	-	42,46,46	3.07	14 (33%)	50,67,67	3.27	25 (50%)
11	CYC	X1	203	-	42,46,46	3.17	14 (33%)	50,67,67	4.45	29 (58%)
11	CYC	X1	201	-	42,46,46	3.08	14 (33%)	50,67,67	3.27	25 (50%)
11	CYC	I6	202	-	42,46,46	1.12	1 (2%)	50,67,67	0.96	2 (4%)
11	CYC	E2	202	-	42,46,46	1.07	1 (2%)	50,67,67	0.95	2 (4%)
11	CYC	V2	201	-	42,46,46	3.01	13 (30%)	50,67,67	3.87	23 (46%)
11	CYC	P3	1001	-	42,46,46	3.25	14 (33%)	50,67,67	3.26	19 (38%)
11	CYC	X6	202	-	42,46,46	1.06	1 (2%)	50,67,67	0.96	2 (4%)
11	CYC	H7	1001	-	42,46,46	3.26	15 (35%)	50,67,67	2.77	21 (42%)
11	CYC	G1	201	-	42,46,46	3.07	14 (33%)	50,67,67	3.26	25 (50%)
11	CYC	o3	1001	7	42,46,46	3.24	15 (35%)	50,67,67	3.27	20 (40%)
11	CYC	T5	201	-	42,46,46	3.23	12 (28%)	50,67,67	3.52	21 (42%)
11	CYC	A8	301	-	42,46,46	3.23	16 (38%)	50,67,67	3.36	26 (52%)
11	CYC	Z5	202	-	42,46,46	3.23	12 (28%)	50,67,67	3.52	21 (42%)
11	CYC	G1	202	-	42,46,46	3.23	13 (30%)	50,67,67	3.52	20 (40%)
11	CYC	D1	201	-	42,46,46	3.21	13 (30%)	50,67,67	3.51	20 (40%)
11	CYC	N3	1001	-	42,46,46	3.24	14 (33%)	50,67,67	3.26	19 (38%)
11	CYC	p3	1001	-	42,46,46	3.09	15 (35%)	50,67,67	3.76	22 (44%)
11	CYC	Q5	201	-	42,46,46	3.18	13 (30%)	50,67,67	4.46	29 (58%)
11	CYC	P1	202	-	42,46,46	3.24	13 (30%)	50,67,67	3.52	20 (40%)

Mol	Type	Chain	Res	Link	Bond lengths			Bond angles		
					Counts	RMSZ	# Z > 2	Counts	RMSZ	# Z > 2
11	CYC	W3	1001	-	42,46,46	3.09	14 (33%)	50,67,67	3.75	22 (44%)
11	CYC	u3	1001	-	42,46,46	3.24	13 (30%)	50,67,67	3.27	19 (38%)
11	CYC	G4	201	-	42,46,46	3.16	14 (33%)	50,67,67	2.94	20 (40%)
11	CYC	B5	201	-	42,46,46	3.16	14 (33%)	50,67,67	4.45	29 (58%)
11	CYC	E2	203	-	42,46,46	3.06	13 (30%)	50,67,67	3.57	25 (50%)
11	CYC	X8	201	-	42,46,46	3.22	17 (40%)	50,67,67	3.36	24 (48%)
11	CYC	S1	201	-	42,46,46	3.17	13 (30%)	50,67,67	4.45	29 (58%)
11	CYC	S4	201	-	42,46,46	3.15	14 (33%)	50,67,67	2.94	20 (40%)
11	CYC	W4	201	-	42,46,46	3.16	14 (33%)	50,67,67	2.94	20 (40%)
11	CYC	F5	201	-	42,46,46	3.16	14 (33%)	50,67,67	4.45	29 (58%)
11	CYC	E6	202	-	42,46,46	1.07	1 (2%)	50,67,67	0.95	2 (4%)
11	CYC	l3	904	-	42,46,46	3.09	13 (30%)	50,67,67	3.76	22 (44%)
11	CYC	C1	201	-	42,46,46	3.22	13 (30%)	50,67,67	3.51	20 (40%)
11	CYC	R6	201	-	42,46,46	1.09	1 (2%)	50,67,67	0.95	2 (4%)
11	CYC	K7	1001	-	42,46,46	3.13	12 (28%)	50,67,67	3.29	25 (50%)
11	CYC	W7	1001	-	42,46,46	3.14	12 (28%)	50,67,67	3.28	25 (50%)
11	CYC	K8	202	-	42,46,46	1.05	1 (2%)	50,67,67	0.97	2 (4%)
11	CYC	M8	201	-	42,46,46	3.16	15 (35%)	50,67,67	2.94	20 (40%)
11	CYC	Q7	1001	-	42,46,46	3.27	16 (38%)	50,67,67	2.77	21 (42%)
11	CYC	M8	202	-	42,46,46	3.23	16 (38%)	50,67,67	3.36	25 (50%)
11	CYC	P8	202	-	42,46,46	1.08	1 (2%)	50,67,67	0.95	2 (4%)
11	CYC	X2	201	-	42,46,46	3.00	13 (30%)	50,67,67	3.87	23 (46%)
11	CYC	I5	202	-	42,46,46	3.23	12 (28%)	50,67,67	3.53	20 (40%)
11	CYC	Y7	1001	-	42,46,46	3.14	12 (28%)	50,67,67	3.28	25 (50%)
11	CYC	l3	1001	-	42,46,46	3.09	14 (33%)	50,67,67	3.76	22 (44%)
11	CYC	C6	203	-	42,46,46	3.06	13 (30%)	50,67,67	3.58	25 (50%)
11	CYC	a7	1001	-	42,46,46	3.14	12 (28%)	50,67,67	3.29	25 (50%)
11	CYC	M7	1001	-	42,46,46	3.15	12 (28%)	50,67,67	3.29	25 (50%)
11	CYC	Z1	202	-	42,46,46	3.23	12 (28%)	50,67,67	3.52	21 (42%)
11	CYC	E8	203	-	42,46,46	3.16	14 (33%)	50,67,67	2.94	20 (40%)
11	CYC	C5	201	-	42,46,46	3.22	13 (30%)	50,67,67	3.52	20 (40%)
11	CYC	C6	201	-	42,46,46	3.02	13 (30%)	50,67,67	3.87	23 (46%)
11	CYC	s3	1001	-	42,46,46	3.25	15 (35%)	50,67,67	3.27	19 (38%)
11	CYC	N6	302	-	42,46,46	3.00	13 (30%)	50,67,67	3.88	23 (46%)
11	CYC	H1	201	-	42,46,46	3.17	13 (30%)	50,67,67	4.45	29 (58%)

Mol	Type	Chain	Res	Link	Bond lengths			Bond angles		
					Counts	RMSZ	# Z > 2	Counts	RMSZ	# Z > 2
11	CYC	O3	1001	-	42,46,46	3.09	14 (33%)	50,67,67	3.76	22 (44%)
11	CYC	G2	201	-	42,46,46	1.07	1 (2%)	50,67,67	0.97	2 (4%)
11	CYC	V8	202	-	42,46,46	1.10	1 (2%)	50,67,67	0.95	2 (4%)
11	CYC	L8	202	-	42,46,46	1.08	1 (2%)	50,67,67	0.94	2 (4%)
11	CYC	Z2	203	-	42,46,46	1.08	1 (2%)	50,67,67	0.96	2 (4%)
11	CYC	k3	1001	-	42,46,46	3.25	14 (33%)	50,67,67	3.27	20 (40%)
11	CYC	V7	1001	-	42,46,46	3.25	15 (35%)	50,67,67	2.78	21 (42%)
11	CYC	T4	202	-	42,46,46	1.06	1 (2%)	50,67,67	0.96	2 (4%)
11	CYC	E4	203	-	42,46,46	3.16	14 (33%)	50,67,67	2.94	20 (40%)
11	CYC	V6	201	-	42,46,46	3.01	13 (30%)	50,67,67	3.87	23 (46%)
11	CYC	T8	202	-	42,46,46	1.07	1 (2%)	50,67,67	0.96	2 (4%)
11	CYC	J6	201	-	42,46,46	3.06	13 (30%)	50,67,67	3.58	25 (50%)
11	CYC	Y8	201	-	42,46,46	3.16	14 (33%)	50,67,67	2.94	20 (40%)
11	CYC	P7	1001	-	42,46,46	3.15	12 (28%)	50,67,67	3.29	25 (50%)
11	CYC	P8	203	-	42,46,46	3.15	14 (33%)	50,67,67	2.94	20 (40%)
11	CYC	M5	202	-	42,46,46	3.22	12 (28%)	50,67,67	3.53	20 (40%)
11	CYC	K5	202	-	42,46,46	3.21	13 (30%)	50,67,67	3.52	20 (40%)
11	CYC	E8	202	-	42,46,46	1.07	1 (2%)	50,67,67	0.94	2 (4%)
11	CYC	K2	202	-	42,46,46	1.06	1 (2%)	50,67,67	0.96	2 (4%)
11	CYC	S8	201	-	42,46,46	3.16	14 (33%)	50,67,67	2.94	20 (40%)
11	CYC	J3	201	-	42,46,46	3.08	14 (33%)	50,67,67	3.76	22 (44%)
11	CYC	W6	201	-	42,46,46	3.07	13 (30%)	50,67,67	3.58	25 (50%)
11	CYC	Y6	201	-	42,46,46	3.06	13 (30%)	50,67,67	3.58	25 (50%)
11	CYC	D7	1001	-	42,46,46	3.15	12 (28%)	50,67,67	3.28	25 (50%)
11	CYC	V4	201	-	42,46,46	3.22	17 (40%)	50,67,67	3.36	24 (48%)
11	CYC	F1	201	-	42,46,46	3.16	13 (30%)	50,67,67	4.45	29 (58%)
11	CYC	X2	203	-	42,46,46	3.05	13 (30%)	50,67,67	3.58	25 (50%)
11	CYC	Z4	201	-	42,46,46	3.24	16 (38%)	50,67,67	3.36	24 (48%)
11	CYC	N1	301	-	42,46,46	3.09	15 (35%)	50,67,67	3.27	26 (52%)
11	CYC	E4	201	-	42,46,46	3.21	16 (38%)	50,67,67	3.37	25 (50%)
11	CYC	S5	201	-	42,46,46	3.17	13 (30%)	50,67,67	4.45	29 (58%)
11	CYC	R4	201	-	42,46,46	1.09	1 (2%)	50,67,67	0.95	2 (4%)
11	CYC	Z4	202	-	42,46,46	1.07	1 (2%)	50,67,67	0.95	2 (4%)
11	CYC	M1	201	-	42,46,46	3.08	14 (33%)	50,67,67	3.27	26 (52%)
11	CYC	Z7	1001	-	42,46,46	3.26	15 (35%)	50,67,67	2.77	22 (44%)

Mol	Type	Chain	Res	Link	Bond lengths			Bond angles		
					Counts	RMSZ	# Z > 2	Counts	RMSZ	# Z > 2
11	CYC	D2	201	-	42,46,46	3.06	13 (30%)	50,67,67	3.57	25 (50%)
11	CYC	A5	301	-	42,46,46	3.08	14 (33%)	50,67,67	3.27	25 (50%)
11	CYC	I4	201	-	42,46,46	3.22	17 (40%)	50,67,67	3.36	23 (46%)
11	CYC	P4	201	-	42,46,46	3.22	16 (38%)	50,67,67	3.36	26 (52%)
11	CYC	L7	1001	-	42,46,46	3.27	15 (35%)	50,67,67	2.78	22 (44%)
11	CYC	U1	202	-	42,46,46	3.22	12 (28%)	50,67,67	3.52	21 (42%)
11	CYC	T2	202	-	42,46,46	1.07	1 (2%)	50,67,67	0.96	2 (4%)
11	CYC	V2	202	-	42,46,46	1.09	1 (2%)	50,67,67	0.95	2 (4%)
11	CYC	E4	202	-	42,46,46	1.08	1 (2%)	50,67,67	0.95	2 (4%)
11	CYC	I4	202	-	42,46,46	1.11	1 (2%)	50,67,67	0.96	2 (4%)
11	CYC	L4	201	-	42,46,46	3.17	14 (33%)	50,67,67	2.94	20 (40%)
11	CYC	R5	202	-	42,46,46	3.23	13 (30%)	50,67,67	3.53	21 (42%)
11	CYC	N6	301	4	42,46,46	3.01	13 (30%)	50,67,67	3.87	23 (46%)
11	CYC	Z2	201	-	42,46,46	3.05	13 (30%)	50,67,67	3.57	25 (50%)
11	CYC	N2	302	-	42,46,46	3.01	13 (30%)	50,67,67	3.87	23 (46%)
11	CYC	t3	1001	-	42,46,46	3.08	14 (33%)	50,67,67	3.76	22 (44%)
11	CYC	x3	1001	-	42,46,46	3.08	14 (33%)	50,67,67	3.76	22 (44%)
11	CYC	P6	202	-	42,46,46	1.08	1 (2%)	50,67,67	0.96	2 (4%)
11	CYC	I7	1001	-	42,46,46	3.14	12 (28%)	50,67,67	3.29	25 (50%)
11	CYC	H2	201	-	42,46,46	3.05	13 (30%)	50,67,67	3.58	25 (50%)
11	CYC	b3	1001	-	42,46,46	3.24	14 (33%)	50,67,67	3.27	20 (40%)
11	CYC	f3	1001	-	42,46,46	3.25	14 (33%)	50,67,67	3.27	19 (38%)
11	CYC	J7	1001	-	42,46,46	3.26	15 (35%)	50,67,67	2.77	21 (42%)
11	CYC	I1	201	-	42,46,46	3.08	14 (33%)	50,67,67	3.26	26 (52%)
11	CYC	K2	203	-	42,46,46	3.06	13 (30%)	50,67,67	3.58	25 (50%)
11	CYC	X8	202	-	42,46,46	1.05	1 (2%)	50,67,67	0.96	2 (4%)
11	CYC	E2	201	-	42,46,46	3.02	13 (30%)	50,67,67	3.88	23 (46%)
11	CYC	S3	1001	-	42,46,46	3.09	14 (33%)	50,67,67	3.76	22 (44%)
11	CYC	K6	202	-	42,46,46	1.06	1 (2%)	50,67,67	0.96	2 (4%)
11	CYC	R6	202	-	42,46,46	3.05	13 (30%)	50,67,67	3.58	25 (50%)
11	CYC	W8	201	-	42,46,46	3.16	14 (33%)	50,67,67	2.94	20 (40%)
11	CYC	A2	301	-	42,46,46	3.02	13 (30%)	50,67,67	3.88	23 (46%)
11	CYC	U4	201	-	42,46,46	3.18	14 (33%)	50,67,67	2.95	20 (40%)
11	CYC	U6	201	-	42,46,46	3.05	13 (30%)	50,67,67	3.57	25 (50%)
11	CYC	R7	1001	-	42,46,46	3.14	12 (28%)	50,67,67	3.29	25 (50%)

Mol	Type	Chain	Res	Link	Bond lengths			Bond angles		
					Counts	RMSZ	# Z > 2	Counts	RMSZ	# Z > 2
11	CYC	03	901	-	42,46,46	3.20	13 (30%)	50,67,67	3.15	19 (38%)
11	CYC	P2	201	-	42,46,46	3.02	13 (30%)	50,67,67	3.88	23 (46%)
11	CYC	K3	1001	-	42,46,46	3.25	15 (35%)	50,67,67	3.26	20 (40%)
11	CYC	X3	1001	-	42,46,46	3.26	14 (33%)	50,67,67	3.27	20 (40%)
11	CYC	V1	201	-	42,46,46	3.08	15 (35%)	50,67,67	3.27	26 (52%)
11	CYC	A6	301	-	42,46,46	3.02	13 (30%)	50,67,67	3.89	23 (46%)
11	CYC	13	902	-	42,46,46	3.10	14 (33%)	50,67,67	3.77	22 (44%)
11	CYC	M3	201	-	42,46,46	3.09	14 (33%)	50,67,67	3.76	22 (44%)
11	CYC	A1	301	-	42,46,46	3.08	14 (33%)	50,67,67	3.27	26 (52%)
11	CYC	I8	202	-	42,46,46	1.11	1 (2%)	50,67,67	0.96	2 (4%)
11	CYC	H6	201	-	42,46,46	3.06	13 (30%)	50,67,67	3.58	25 (50%)
11	CYC	Y4	201	-	42,46,46	3.15	14 (33%)	50,67,67	2.94	20 (40%)
11	CYC	J1	201	-	42,46,46	3.16	13 (30%)	50,67,67	4.44	29 (58%)

In the following table, the Chirals column lists the number of chiral outliers, the number of chiral centers analysed, the number of these observed in the model and the number defined in the Chemical Component Dictionary. Similar counts are reported in the Torsion and Rings columns. '-' means no outliers of that kind were identified.

Mol	Type	Chain	Res	Link	Chirals	Torsions	Rings
11	CYC	K1	201	-	-	10/25/74/74	0/4/4/4
11	CYC	Z6	202	-	-	12/25/74/74	0/4/4/4
11	CYC	I4	203	-	-	11/25/74/74	0/4/4/4
11	CYC	X4	202	-	-	12/25/74/74	0/4/4/4
11	CYC	R8	201	-	-	12/25/74/74	0/4/4/4
11	CYC	V3	201	-	-	11/25/74/74	0/4/4/4
11	CYC	V1	202	-	-	12/25/74/74	0/4/4/4
11	CYC	X5	203	-	-	12/25/74/74	0/4/4/4
11	CYC	Q6	201	-	-	12/25/74/74	0/4/4/4
11	CYC	03	902	-	-	4/25/74/74	0/4/4/4
11	CYC	P2	202	-	-	12/25/74/74	0/4/4/4
11	CYC	T3	1001	-	-	7/25/74/74	0/4/4/4
11	CYC	N4	301	-	-	10/25/74/74	0/4/4/4
11	CYC	N5	301	-	-	10/25/74/74	0/4/4/4
11	CYC	Z3	1001	-	-	7/25/74/74	0/4/4/4
11	CYC	m3	201	-	-	11/25/74/74	0/4/4/4

Continued on next page...

Continued from previous page...

Mol	Type	Chain	Res	Link	Chirals	Torsions	Rings
11	CYC	K4	202	-	-	12/25/74/74	0/4/4/4
11	CYC	V6	202	-	-	12/25/74/74	0/4/4/4
11	CYC	d3	1001	-	-	7/25/74/74	0/4/4/4
11	CYC	L5	201	-	-	12/25/74/74	0/4/4/4
11	CYC	C2	202	-	-	12/25/74/74	0/4/4/4
11	CYC	O4	201	-	-	11/25/74/74	0/4/4/4
11	CYC	C4	201	-	-	12/25/74/74	0/4/4/4
11	CYC	P5	201	-	-	10/25/74/74	0/4/4/4
11	CYC	T6	201	-	-	12/25/74/74	0/4/4/4
11	CYC	C1	202	-	-	12/25/74/74	0/4/4/4
11	CYC	M2	201	-	-	6/25/74/74	0/4/4/4
11	CYC	r3	1001	-	-	4/25/74/74	0/4/4/4
11	CYC	D4	201	-	-	11/25/74/74	0/4/4/4
11	CYC	M6	202	-	-	12/25/74/74	0/4/4/4
11	CYC	I8	203	-	-	11/25/74/74	0/4/4/4
11	CYC	O1	201	-	-	12/25/74/74	0/4/4/4
11	CYC	M4	201	-	-	11/25/74/74	0/4/4/4
11	CYC	B6	201	-	-	12/25/74/74	0/4/4/4
11	CYC	v3	1001	-	-	4/25/74/74	0/4/4/4
11	CYC	E8	201	-	-	10/25/74/74	0/4/4/4
11	CYC	F6	201	-	-	12/25/74/74	0/4/4/4
11	CYC	U3	1001	-	-	4/25/74/74	0/4/4/4
11	CYC	R1	201	-	-	10/25/74/74	0/4/4/4
11	CYC	K2	201	-	-	6/25/74/74	0/4/4/4
11	CYC	A1	302	-	-	10/25/74/74	0/4/4/4
11	CYC	y3	1001	-	-	7/25/74/74	0/4/4/4
11	CYC	P5	202	-	-	11/25/74/74	0/4/4/4
11	CYC	M1	202	-	-	11/25/74/74	0/4/4/4
11	CYC	X5	202	-	-	11/25/74/74	0/4/4/4
11	CYC	K6	201	-	-	6/25/74/74	0/4/4/4
11	CYC	G6	201	-	-	12/25/74/74	0/4/4/4
11	CYC	X6	201	-	-	6/25/74/74	0/4/4/4
11	CYC	P4	202	-	-	12/25/74/74	0/4/4/4
11	CYC	J5	201	-	-	12/25/74/74	0/4/4/4

Continued on next page...

Continued from previous page...

Mol	Type	Chain	Res	Link	Chirals	Torsions	Rings
11	CYC	C7	1001	-	-	8/25/74/74	0/4/4/4
11	CYC	Z1	201	-	-	10/25/74/74	0/4/4/4
11	CYC	13	903	-	-	4/25/74/74	0/4/4/4
11	CYC	O5	201	-	-	12/25/74/74	0/4/4/4
11	CYC	M4	202	-	-	10/25/74/74	0/4/4/4
11	CYC	Q2	201	-	-	12/25/74/74	0/4/4/4
11	CYC	I3	1001	-	-	7/25/74/74	0/4/4/4
11	CYC	V5	201	-	-	10/25/74/74	0/4/4/4
11	CYC	U5	202	-	-	11/25/74/74	0/4/4/4
11	CYC	I2	201	-	-	6/25/74/74	0/4/4/4
11	CYC	V5	202	-	-	12/25/74/74	0/4/4/4
11	CYC	P8	201	-	-	10/25/74/74	0/4/4/4
11	CYC	K8	201	-	-	10/25/74/74	0/4/4/4
11	CYC	I2	202	-	-	12/25/74/74	0/4/4/4
11	CYC	R5	201	-	-	10/25/74/74	0/4/4/4
11	CYC	O7	1001	-	-	8/25/74/74	0/4/4/4
11	CYC	T8	201	-	-	10/25/74/74	0/4/4/4
11	CYC	T4	201	-	-	10/25/74/74	0/4/4/4
11	CYC	M2	202	-	-	12/25/74/74	0/4/4/4
11	CYC	B1	201	-	-	12/25/74/74	0/4/4/4
11	CYC	O6	201	-	-	12/25/74/74	0/4/4/4
11	CYC	C8	201	-	-	12/25/74/74	0/4/4/4
11	CYC	F8	201	-	-	12/25/74/74	0/4/4/4
11	CYC	O8	201	-	-	11/25/74/74	0/4/4/4
11	CYC	P4	203	-	-	11/25/74/74	0/4/4/4
11	CYC	A7	1001	-	-	8/25/74/74	0/4/4/4
11	CYC	C5	202	-	-	12/25/74/74	0/4/4/4
11	CYC	K1	202	-	-	11/25/74/74	0/4/4/4
11	CYC	Q3	1001	9	-	7/25/74/74	0/4/4/4
11	CYC	Z6	201	-	-	6/25/74/74	0/4/4/4
11	CYC	G4	202	-	-	10/25/74/74	0/4/4/4
11	CYC	U1	201	-	-	12/25/74/74	0/4/4/4
11	CYC	A4	301	-	-	10/25/74/74	0/4/4/4
11	CYC	D5	201	-	-	11/25/74/74	0/4/4/4

Continued on next page...

Continued from previous page...

Mol	Type	Chain	Res	Link	Chirals	Torsions	Rings
11	CYC	U8	201	-	-	11/25/74/74	0/4/4/4
11	CYC	M5	201	-	-	10/25/74/74	0/4/4/4
11	CYC	g3	1001	9	-	7/25/74/74	0/4/4/4
11	CYC	B2	201	-	-	12/25/74/74	0/4/4/4
11	CYC	Z5	201	-	-	10/25/74/74	0/4/4/4
11	CYC	L4	202	-	-	12/25/74/74	0/4/4/4
11	CYC	S2	201	-	-	12/25/74/74	0/4/4/4
11	CYC	P6	201	-	-	6/25/74/74	0/4/4/4
11	CYC	V8	201	-	-	10/25/74/74	0/4/4/4
11	CYC	L1	201	-	-	12/25/74/74	0/4/4/4
11	CYC	I2	203	-	-	12/25/74/74	0/4/4/4
11	CYC	T7	1001	-	-	11/25/74/74	0/4/4/4
11	CYC	X2	202	-	-	12/25/74/74	0/4/4/4
11	CYC	R3	1001	-	-	7/25/74/74	0/4/4/4
11	CYC	G5	202	-	-	11/25/74/74	0/4/4/4
11	CYC	X1	202	-	-	11/25/74/74	0/4/4/4
11	CYC	N2	301	4	-	6/25/74/74	0/4/4/4
11	CYC	R2	201	-	-	12/25/74/74	0/4/4/4
11	CYC	T2	201	-	-	12/25/74/74	0/4/4/4
11	CYC	q3	1001	-	-	7/25/74/74	0/4/4/4
11	CYC	D8	201	-	-	11/25/74/74	0/4/4/4
11	CYC	I5	201	-	-	10/25/74/74	0/4/4/4
11	CYC	R1	202	-	-	11/25/74/74	0/4/4/4
11	CYC	w3	1001	-	-	7/25/74/74	0/4/4/4
11	CYC	I8	201	-	-	10/25/74/74	0/4/4/4
11	CYC	I6	201	-	-	6/25/74/74	0/4/4/4
11	CYC	z3	1001	-	-	4/25/74/74	0/4/4/4
11	CYC	C2	201	-	-	6/25/74/74	0/4/4/4
11	CYC	N8	301	-	-	10/25/74/74	0/4/4/4
11	CYC	X5	201	-	-	10/25/74/74	0/4/4/4
11	CYC	j3	1001	-	-	4/25/74/74	0/4/4/4
11	CYC	X4	201	-	-	10/25/74/74	0/4/4/4
11	CYC	V4	202	-	-	12/25/74/74	0/4/4/4
11	CYC	c3	1001	-	-	4/25/74/74	0/4/4/4

Continued on next page...

Continued from previous page...

Mol	Type	Chain	Res	Link	Chirals	Torsions	Rings
11	CYC	H3	1001	-	-	4/25/74/74	0/4/4/4
11	CYC	G8	201	-	-	11/25/74/74	0/4/4/4
11	CYC	L6	201	-	-	12/25/74/74	0/4/4/4
11	CYC	I3	901	-	-	9/25/74/74	0/4/4/4
11	CYC	T1	201	-	-	11/25/74/74	0/4/4/4
11	CYC	Z8	201	-	-	10/25/74/74	0/4/4/4
11	CYC	K4	201	-	-	10/25/74/74	0/4/4/4
11	CYC	Z8	202	-	-	12/25/74/74	0/4/4/4
11	CYC	L8	201	-	-	11/25/74/74	0/4/4/4
11	CYC	K5	201	-	-	10/25/74/74	0/4/4/4
11	CYC	G8	202	-	-	10/25/74/74	0/4/4/4
11	CYC	U5	201	-	-	12/25/74/74	0/4/4/4
11	CYC	n3	1001	-	-	4/25/74/74	0/4/4/4
11	CYC	i3	1001	-	-	7/25/74/74	0/4/4/4
11	CYC	X7	1001	-	-	8/25/74/74	0/4/4/4
11	CYC	A5	302	-	-	10/25/74/74	0/4/4/4
11	CYC	C6	202	-	-	12/25/74/74	0/4/4/4
11	CYC	M6	201	-	-	6/25/74/74	0/4/4/4
11	CYC	S7	1001	-	-	8/25/74/74	0/4/4/4
11	CYC	B7	1001	-	-	11/25/74/74	0/4/4/4
11	CYC	I1	202	-	-	11/25/74/74	0/4/4/4
11	CYC	G3	1001	-	-	7/25/74/74	0/4/4/4
11	CYC	H5	201	-	-	12/25/74/74	0/4/4/4
11	CYC	F7	1001	-	-	11/25/74/74	0/4/4/4
11	CYC	F4	201	-	-	12/25/74/74	0/4/4/4
11	CYC	Q1	201	-	-	12/25/74/74	0/4/4/4
11	CYC	W2	201	-	-	12/25/74/74	0/4/4/4
11	CYC	E6	201	-	-	6/25/74/74	0/4/4/4
11	CYC	e3	1001	-	-	4/25/74/74	0/4/4/4
11	CYC	E7	1001	-	-	8/25/74/74	0/4/4/4
11	CYC	P1	201	-	-	10/25/74/74	0/4/4/4
11	CYC	Z2	202	-	-	6/25/74/74	0/4/4/4
11	CYC	G5	201	-	-	10/25/74/74	0/4/4/4
11	CYC	X1	203	-	-	12/25/74/74	0/4/4/4

Continued on next page...

Continued from previous page...

Mol	Type	Chain	Res	Link	Chirals	Torsions	Rings
11	CYC	X1	201	-	-	10/25/74/74	0/4/4/4
11	CYC	I6	202	-	-	12/25/74/74	0/4/4/4
11	CYC	E2	202	-	-	12/25/74/74	0/4/4/4
11	CYC	V2	201	-	-	6/25/74/74	0/4/4/4
11	CYC	P3	1001	-	-	7/25/74/74	0/4/4/4
11	CYC	X6	202	-	-	12/25/74/74	0/4/4/4
11	CYC	H7	1001	-	-	8/25/74/74	0/4/4/4
11	CYC	G1	201	-	-	10/25/74/74	0/4/4/4
11	CYC	o3	1001	7	-	7/25/74/74	0/4/4/4
11	CYC	T5	201	-	-	11/25/74/74	0/4/4/4
11	CYC	A8	301	-	-	10/25/74/74	0/4/4/4
11	CYC	Z5	202	-	-	11/25/74/74	0/4/4/4
11	CYC	G1	202	-	-	11/25/74/74	0/4/4/4
11	CYC	D1	201	-	-	11/25/74/74	0/4/4/4
11	CYC	N3	1001	-	-	7/25/74/74	0/4/4/4
11	CYC	p3	1001	-	-	4/25/74/74	0/4/4/4
11	CYC	Q5	201	-	-	12/25/74/74	0/4/4/4
11	CYC	P1	202	-	-	11/25/74/74	0/4/4/4
11	CYC	W3	1001	-	-	4/25/74/74	0/4/4/4
11	CYC	u3	1001	-	-	7/25/74/74	0/4/4/4
11	CYC	G4	201	-	-	11/25/74/74	0/4/4/4
11	CYC	B5	201	-	-	12/25/74/74	0/4/4/4
11	CYC	E2	203	-	-	12/25/74/74	0/4/4/4
11	CYC	X8	201	-	-	10/25/74/74	0/4/4/4
11	CYC	S1	201	-	-	12/25/74/74	0/4/4/4
11	CYC	S4	201	-	-	11/25/74/74	0/4/4/4
11	CYC	W4	201	-	-	11/25/74/74	0/4/4/4
11	CYC	F5	201	-	-	12/25/74/74	0/4/4/4
11	CYC	E6	202	-	-	12/25/74/74	0/4/4/4
11	CYC	13	904	-	-	4/25/74/74	0/4/4/4
11	CYC	C1	201	-	-	11/25/74/74	0/4/4/4
11	CYC	R6	201	-	-	12/25/74/74	0/4/4/4
11	CYC	K7	1001	-	-	11/25/74/74	0/4/4/4
11	CYC	W7	1001	-	-	11/25/74/74	0/4/4/4

Continued on next page...

Continued from previous page...

Mol	Type	Chain	Res	Link	Chirals	Torsions	Rings
11	CYC	K8	202	-	-	12/25/74/74	0/4/4/4
11	CYC	M8	201	-	-	11/25/74/74	0/4/4/4
11	CYC	Q7	1001	-	-	8/25/74/74	0/4/4/4
11	CYC	M8	202	-	-	10/25/74/74	0/4/4/4
11	CYC	P8	202	-	-	12/25/74/74	0/4/4/4
11	CYC	X2	201	-	-	6/25/74/74	0/4/4/4
11	CYC	I5	202	-	-	11/25/74/74	0/4/4/4
11	CYC	Y7	1001	-	-	11/25/74/74	0/4/4/4
11	CYC	l3	1001	-	-	4/25/74/74	0/4/4/4
11	CYC	C6	203	-	-	12/25/74/74	0/4/4/4
11	CYC	a7	1001	-	-	11/25/74/74	0/4/4/4
11	CYC	M7	1001	-	-	11/25/74/74	0/4/4/4
11	CYC	Z1	202	-	-	11/25/74/74	0/4/4/4
11	CYC	E8	203	-	-	11/25/74/74	0/4/4/4
11	CYC	C5	201	-	-	11/25/74/74	0/4/4/4
11	CYC	C6	201	-	-	6/25/74/74	0/4/4/4
11	CYC	s3	1001	-	-	7/25/74/74	0/4/4/4
11	CYC	N6	302	-	-	6/25/74/74	0/4/4/4
11	CYC	H1	201	-	-	12/25/74/74	0/4/4/4
11	CYC	O3	1001	-	-	4/25/74/74	0/4/4/4
11	CYC	G2	201	-	-	12/25/74/74	0/4/4/4
11	CYC	V8	202	-	-	12/25/74/74	0/4/4/4
11	CYC	L8	202	-	-	12/25/74/74	0/4/4/4
11	CYC	Z2	203	-	-	12/25/74/74	0/4/4/4
11	CYC	k3	1001	-	-	7/25/74/74	0/4/4/4
11	CYC	V7	1001	-	-	8/25/74/74	0/4/4/4
11	CYC	T4	202	-	-	12/25/74/74	0/4/4/4
11	CYC	E4	203	-	-	11/25/74/74	0/4/4/4
11	CYC	V6	201	-	-	6/25/74/74	0/4/4/4
11	CYC	T8	202	-	-	12/25/74/74	0/4/4/4
11	CYC	J6	201	-	-	12/25/74/74	0/4/4/4
11	CYC	Y8	201	-	-	11/25/74/74	0/4/4/4
11	CYC	P7	1001	-	-	11/25/74/74	0/4/4/4
11	CYC	P8	203	-	-	11/25/74/74	0/4/4/4

Continued on next page...

Continued from previous page...

Mol	Type	Chain	Res	Link	Chirals	Torsions	Rings
11	CYC	M5	202	-	-	11/25/74/74	0/4/4/4
11	CYC	K5	202	-	-	11/25/74/74	0/4/4/4
11	CYC	E8	202	-	-	12/25/74/74	0/4/4/4
11	CYC	K2	202	-	-	12/25/74/74	0/4/4/4
11	CYC	S8	201	-	-	11/25/74/74	0/4/4/4
11	CYC	J3	201	-	-	4/25/74/74	0/4/4/4
11	CYC	W6	201	-	-	12/25/74/74	0/4/4/4
11	CYC	Y6	201	-	-	12/25/74/74	0/4/4/4
11	CYC	D7	1001	-	-	11/25/74/74	0/4/4/4
11	CYC	V4	201	-	-	10/25/74/74	0/4/4/4
11	CYC	F1	201	-	-	12/25/74/74	0/4/4/4
11	CYC	X2	203	-	-	12/25/74/74	0/4/4/4
11	CYC	Z4	201	-	-	10/25/74/74	0/4/4/4
11	CYC	N1	301	-	-	10/25/74/74	0/4/4/4
11	CYC	E4	201	-	-	10/25/74/74	0/4/4/4
11	CYC	S5	201	-	-	12/25/74/74	0/4/4/4
11	CYC	R4	201	-	-	12/25/74/74	0/4/4/4
11	CYC	Z4	202	-	-	12/25/74/74	0/4/4/4
11	CYC	M1	201	-	-	10/25/74/74	0/4/4/4
11	CYC	Z7	1001	-	-	8/25/74/74	0/4/4/4
11	CYC	D2	201	-	-	12/25/74/74	0/4/4/4
11	CYC	A5	301	-	-	10/25/74/74	0/4/4/4
11	CYC	I4	201	-	-	10/25/74/74	0/4/4/4
11	CYC	P4	201	-	-	10/25/74/74	0/4/4/4
11	CYC	L7	1001	-	-	8/25/74/74	0/4/4/4
11	CYC	U1	202	-	-	11/25/74/74	0/4/4/4
11	CYC	T2	202	-	-	12/25/74/74	0/4/4/4
11	CYC	V2	202	-	-	12/25/74/74	0/4/4/4
11	CYC	E4	202	-	-	12/25/74/74	0/4/4/4
11	CYC	I4	202	-	-	12/25/74/74	0/4/4/4
11	CYC	L4	201	-	-	11/25/74/74	0/4/4/4
11	CYC	R5	202	-	-	11/25/74/74	0/4/4/4
11	CYC	N6	301	4	-	6/25/74/74	0/4/4/4
11	CYC	Z2	201	-	-	12/25/74/74	0/4/4/4

Continued on next page...

Continued from previous page...

Mol	Type	Chain	Res	Link	Chirals	Torsions	Rings
11	CYC	N2	302	-	-	6/25/74/74	0/4/4/4
11	CYC	t3	1001	-	-	4/25/74/74	0/4/4/4
11	CYC	x3	1001	-	-	4/25/74/74	0/4/4/4
11	CYC	P6	202	-	-	12/25/74/74	0/4/4/4
11	CYC	I7	1001	-	-	11/25/74/74	0/4/4/4
11	CYC	H2	201	-	-	12/25/74/74	0/4/4/4
11	CYC	b3	1001	-	-	7/25/74/74	0/4/4/4
11	CYC	f3	1001	-	-	7/25/74/74	0/4/4/4
11	CYC	J7	1001	-	-	8/25/74/74	0/4/4/4
11	CYC	I1	201	-	-	10/25/74/74	0/4/4/4
11	CYC	K2	203	-	-	12/25/74/74	0/4/4/4
11	CYC	X8	202	-	-	12/25/74/74	0/4/4/4
11	CYC	E2	201	-	-	6/25/74/74	0/4/4/4
11	CYC	S3	1001	-	-	4/25/74/74	0/4/4/4
11	CYC	K6	202	-	-	12/25/74/74	0/4/4/4
11	CYC	R6	202	-	-	12/25/74/74	0/4/4/4
11	CYC	W8	201	-	-	11/25/74/74	0/4/4/4
11	CYC	A2	301	-	-	6/25/74/74	0/4/4/4
11	CYC	U4	201	-	-	11/25/74/74	0/4/4/4
11	CYC	U6	201	-	-	12/25/74/74	0/4/4/4
11	CYC	R7	1001	-	-	11/25/74/74	0/4/4/4
11	CYC	03	901	-	-	9/25/74/74	0/4/4/4
11	CYC	P2	201	-	-	6/25/74/74	0/4/4/4
11	CYC	K3	1001	-	-	7/25/74/74	0/4/4/4
11	CYC	X3	1001	-	-	7/25/74/74	0/4/4/4
11	CYC	V1	201	-	-	10/25/74/74	0/4/4/4
11	CYC	A6	301	-	-	6/25/74/74	0/4/4/4
11	CYC	13	902	-	-	4/25/74/74	0/4/4/4
11	CYC	M3	201	-	-	4/25/74/74	0/4/4/4
11	CYC	A1	301	-	-	10/25/74/74	0/4/4/4
11	CYC	I8	202	-	-	12/25/74/74	0/4/4/4
11	CYC	H6	201	-	-	12/25/74/74	0/4/4/4
11	CYC	Y4	201	-	-	11/25/74/74	0/4/4/4
11	CYC	J1	201	-	-	12/25/74/74	0/4/4/4

All (3360) bond length outliers are listed below:

Mol	Chain	Res	Type	Atoms	Z	Observed(Å)	Ideal(Å)
11	P5	202	CYC	CHA-C1A	16.58	1.49	1.35
11	P1	202	CYC	CHA-C1A	16.54	1.48	1.35
11	Z5	202	CYC	CHA-C1A	16.53	1.48	1.35
11	T5	201	CYC	CHA-C1A	16.49	1.48	1.35
11	Z1	202	CYC	CHA-C1A	16.46	1.48	1.35
11	M1	202	CYC	CHA-C1A	16.46	1.48	1.35
11	03	901	CYC	CHA-C1A	16.46	1.48	1.35
11	X1	202	CYC	CHA-C1A	16.45	1.48	1.35
11	G1	202	CYC	CHA-C1A	16.45	1.48	1.35
11	T1	201	CYC	CHA-C1A	16.45	1.48	1.35
11	13	901	CYC	CHA-C1A	16.44	1.48	1.35
11	R5	202	CYC	CHA-C1A	16.43	1.48	1.35
11	C1	201	CYC	CHA-C1A	16.42	1.48	1.35
11	M5	202	CYC	CHA-C1A	16.41	1.48	1.35
11	I5	202	CYC	CHA-C1A	16.41	1.48	1.35
11	C5	201	CYC	CHA-C1A	16.41	1.48	1.35
11	I1	202	CYC	CHA-C1A	16.40	1.48	1.35
11	U1	202	CYC	CHA-C1A	16.40	1.48	1.35
11	X5	202	CYC	CHA-C1A	16.40	1.48	1.35
11	G5	202	CYC	CHA-C1A	16.40	1.48	1.35
11	R1	202	CYC	CHA-C1A	16.38	1.48	1.35
11	U5	202	CYC	CHA-C1A	16.37	1.48	1.35
11	K1	202	CYC	CHA-C1A	16.35	1.48	1.35
11	K5	202	CYC	CHA-C1A	16.31	1.48	1.35
11	D1	201	CYC	CHA-C1A	16.31	1.48	1.35
11	D5	201	CYC	CHA-C1A	16.29	1.48	1.35
11	X3	1001	CYC	CHA-C1A	16.26	1.48	1.35
11	Z3	1001	CYC	CHA-C1A	16.24	1.48	1.35
11	k3	1001	CYC	CHA-C1A	16.23	1.48	1.35
11	R3	1001	CYC	CHA-C1A	16.20	1.48	1.35
11	P3	1001	CYC	CHA-C1A	16.20	1.48	1.35
11	d3	1001	CYC	CHA-C1A	16.19	1.48	1.35
11	K3	1001	CYC	CHA-C1A	16.18	1.48	1.35
11	f3	1001	CYC	CHA-C1A	16.17	1.48	1.35
11	G3	1001	CYC	CHA-C1A	16.17	1.48	1.35
11	T3	1001	CYC	CHA-C1A	16.17	1.48	1.35
11	I3	1001	CYC	CHA-C1A	16.16	1.48	1.35
11	o3	1001	CYC	CHA-C1A	16.16	1.48	1.35
11	b3	1001	CYC	CHA-C1A	16.16	1.48	1.35
11	w3	1001	CYC	CHA-C1A	16.16	1.48	1.35
11	s3	1001	CYC	CHA-C1A	16.15	1.48	1.35
11	y3	1001	CYC	CHA-C1A	16.14	1.48	1.35

Continued on next page...

Continued from previous page...

Mol	Chain	Res	Type	Atoms	Z	Observed(Å)	Ideal(Å)
11	u3	1001	CYC	CHA-C1A	16.13	1.48	1.35
11	q3	1001	CYC	CHA-C1A	16.13	1.48	1.35
11	i3	1001	CYC	CHA-C1A	16.12	1.48	1.35
11	N3	1001	CYC	CHA-C1A	16.09	1.48	1.35
11	D7	1001	CYC	CHA-C1A	15.85	1.48	1.35
11	M7	1001	CYC	CHA-C1A	15.85	1.48	1.35
11	W7	1001	CYC	CHA-C1A	15.81	1.48	1.35
11	P7	1001	CYC	CHA-C1A	15.81	1.48	1.35
11	R7	1001	CYC	CHA-C1A	15.79	1.48	1.35
11	B7	1001	CYC	CHA-C1A	15.78	1.48	1.35
11	F7	1001	CYC	CHA-C1A	15.78	1.48	1.35
11	T7	1001	CYC	CHA-C1A	15.78	1.48	1.35
11	a7	1001	CYC	CHA-C1A	15.78	1.48	1.35
11	I7	1001	CYC	CHA-C1A	15.77	1.48	1.35
11	Y7	1001	CYC	CHA-C1A	15.76	1.48	1.35
11	Q7	1001	CYC	CHA-C1A	15.72	1.48	1.35
11	L7	1001	CYC	CHA-C1A	15.71	1.48	1.35
11	K7	1001	CYC	CHA-C1A	15.70	1.48	1.35
11	Q3	1001	CYC	CHA-C1A	15.69	1.48	1.35
11	E7	1001	CYC	CHA-C1A	15.67	1.48	1.35
11	H7	1001	CYC	CHA-C1A	15.67	1.48	1.35
11	Z7	1001	CYC	CHA-C1A	15.67	1.48	1.35
11	J7	1001	CYC	CHA-C1A	15.66	1.48	1.35
11	S7	1001	CYC	CHA-C1A	15.63	1.48	1.35
11	A7	1001	CYC	CHA-C1A	15.63	1.48	1.35
11	O7	1001	CYC	CHA-C1A	15.62	1.48	1.35
11	V7	1001	CYC	CHA-C1A	15.61	1.48	1.35
11	O5	201	CYC	CHA-C1A	15.61	1.48	1.35
11	V3	201	CYC	CHA-C1A	15.60	1.48	1.35
11	Z4	201	CYC	CHA-C1A	15.60	1.48	1.35
11	X7	1001	CYC	CHA-C1A	15.60	1.48	1.35
11	C7	1001	CYC	CHA-C1A	15.59	1.48	1.35
11	M4	202	CYC	CHA-C1A	15.58	1.48	1.35
11	L1	201	CYC	CHA-C1A	15.58	1.48	1.35
11	Z8	201	CYC	CHA-C1A	15.57	1.48	1.35
11	X5	203	CYC	CHA-C1A	15.57	1.48	1.35
11	X1	203	CYC	CHA-C1A	15.57	1.48	1.35
11	L5	201	CYC	CHA-C1A	15.56	1.48	1.35
11	V5	202	CYC	CHA-C1A	15.56	1.48	1.35
11	U1	201	CYC	CHA-C1A	15.54	1.48	1.35
11	O1	201	CYC	CHA-C1A	15.54	1.48	1.35
11	B1	201	CYC	CHA-C1A	15.54	1.48	1.35

Continued on next page...

Continued from previous page...

Mol	Chain	Res	Type	Atoms	Z	Observed(Å)	Ideal(Å)
11	Q5	201	CYC	CHA-C1A	15.54	1.48	1.35
11	C1	202	CYC	CHA-C1A	15.54	1.48	1.35
11	S1	201	CYC	CHA-C1A	15.54	1.48	1.35
11	m3	201	CYC	CHA-C1A	15.53	1.48	1.35
11	T4	201	CYC	CHA-C1A	15.53	1.48	1.35
11	M8	202	CYC	CHA-C1A	15.53	1.48	1.35
11	g3	1001	CYC	CHA-C1A	15.53	1.48	1.35
11	Q1	201	CYC	CHA-C1A	15.52	1.48	1.35
11	H1	201	CYC	CHA-C1A	15.52	1.48	1.35
11	U5	201	CYC	CHA-C1A	15.52	1.48	1.35
11	T8	201	CYC	CHA-C1A	15.52	1.48	1.35
11	H5	201	CYC	CHA-C1A	15.52	1.48	1.35
11	A4	301	CYC	CHA-C1A	15.52	1.48	1.35
11	V1	202	CYC	CHA-C1A	15.51	1.48	1.35
11	P8	201	CYC	CHA-C1A	15.51	1.48	1.35
11	X4	201	CYC	CHA-C1A	15.51	1.48	1.35
11	A8	301	CYC	CHA-C1A	15.50	1.48	1.35
11	I4	203	CYC	CHA-C1A	15.50	1.48	1.35
11	C5	202	CYC	CHA-C1A	15.50	1.48	1.35
11	X8	201	CYC	CHA-C1A	15.50	1.48	1.35
11	B5	201	CYC	CHA-C1A	15.49	1.48	1.35
11	N8	301	CYC	CHA-C1A	15.49	1.48	1.35
11	S5	201	CYC	CHA-C1A	15.48	1.48	1.35
11	N4	301	CYC	CHA-C1A	15.46	1.48	1.35
11	F5	201	CYC	CHA-C1A	15.46	1.48	1.35
11	G8	202	CYC	CHA-C1A	15.46	1.48	1.35
11	P4	201	CYC	CHA-C1A	15.46	1.48	1.35
11	F1	201	CYC	CHA-C1A	15.45	1.48	1.35
11	I8	201	CYC	CHA-C1A	15.45	1.48	1.35
11	J1	201	CYC	CHA-C1A	15.45	1.48	1.35
11	V4	201	CYC	CHA-C1A	15.45	1.48	1.35
11	G4	202	CYC	CHA-C1A	15.44	1.48	1.35
11	U4	201	CYC	CHA-C1A	15.44	1.48	1.35
11	L4	201	CYC	CHA-C1A	15.43	1.48	1.35
11	K8	201	CYC	CHA-C1A	15.42	1.48	1.35
11	I8	203	CYC	CHA-C1A	15.42	1.48	1.35
11	I4	201	CYC	CHA-C1A	15.42	1.48	1.35
11	E8	201	CYC	CHA-C1A	15.42	1.48	1.35
11	V8	201	CYC	CHA-C1A	15.41	1.48	1.35
11	D4	201	CYC	CHA-C1A	15.41	1.48	1.35
11	L8	201	CYC	CHA-C1A	15.41	1.48	1.35
11	J5	201	CYC	CHA-C1A	15.39	1.48	1.35

Continued on next page...

Continued from previous page...

Mol	Chain	Res	Type	Atoms	Z	Observed(Å)	Ideal(Å)
11	U8	201	CYC	CHA-C1A	15.37	1.48	1.35
11	E4	201	CYC	CHA-C1A	15.36	1.48	1.35
11	O4	201	CYC	CHA-C1A	15.35	1.47	1.35
11	S8	201	CYC	CHA-C1A	15.33	1.47	1.35
11	O8	201	CYC	CHA-C1A	15.33	1.47	1.35
11	M4	201	CYC	CHA-C1A	15.33	1.47	1.35
11	E8	203	CYC	CHA-C1A	15.32	1.47	1.35
11	E4	203	CYC	CHA-C1A	15.31	1.47	1.35
11	D8	201	CYC	CHA-C1A	15.31	1.47	1.35
11	Y8	201	CYC	CHA-C1A	15.31	1.47	1.35
11	K4	201	CYC	CHA-C1A	15.30	1.47	1.35
11	G4	201	CYC	CHA-C1A	15.29	1.47	1.35
11	W8	201	CYC	CHA-C1A	15.28	1.47	1.35
11	W4	201	CYC	CHA-C1A	15.28	1.47	1.35
11	G8	201	CYC	CHA-C1A	15.26	1.47	1.35
11	M8	201	CYC	CHA-C1A	15.26	1.47	1.35
11	P4	203	CYC	CHA-C1A	15.25	1.47	1.35
11	S4	201	CYC	CHA-C1A	15.25	1.47	1.35
11	P8	203	CYC	CHA-C1A	15.25	1.47	1.35
11	Y4	201	CYC	CHA-C1A	15.20	1.47	1.35
11	A5	302	CYC	CHA-C1A	15.13	1.47	1.35
11	A1	302	CYC	CHA-C1A	15.10	1.47	1.35
11	R1	201	CYC	CHA-C1A	15.10	1.47	1.35
11	R5	201	CYC	CHA-C1A	15.10	1.47	1.35
11	N5	301	CYC	CHA-C1A	15.09	1.47	1.35
11	P5	201	CYC	CHA-C1A	15.07	1.47	1.35
11	N1	301	CYC	CHA-C1A	15.07	1.47	1.35
11	P1	201	CYC	CHA-C1A	15.06	1.47	1.35
11	X1	201	CYC	CHA-C1A	15.06	1.47	1.35
11	M5	201	CYC	CHA-C1A	15.05	1.47	1.35
11	I1	201	CYC	CHA-C1A	15.05	1.47	1.35
11	X5	201	CYC	CHA-C1A	15.04	1.47	1.35
11	I5	201	CYC	CHA-C1A	15.04	1.47	1.35
11	M1	201	CYC	CHA-C1A	15.03	1.47	1.35
11	Z1	201	CYC	CHA-C1A	15.02	1.47	1.35
11	A1	301	CYC	CHA-C1A	15.02	1.47	1.35
11	V1	201	CYC	CHA-C1A	15.02	1.47	1.35
11	K1	201	CYC	CHA-C1A	15.01	1.47	1.35
11	A5	301	CYC	CHA-C1A	15.01	1.47	1.35
11	Z5	201	CYC	CHA-C1A	15.00	1.47	1.35
11	K5	201	CYC	CHA-C1A	14.99	1.47	1.35
11	V5	201	CYC	CHA-C1A	14.99	1.47	1.35

Continued on next page...

Continued from previous page...

Mol	Chain	Res	Type	Atoms	Z	Observed(Å)	Ideal(Å)
11	G5	201	CYC	CHA-C1A	14.96	1.47	1.35
11	G1	201	CYC	CHA-C1A	14.95	1.47	1.35
11	I3	902	CYC	CHA-C1A	14.80	1.47	1.35
11	W6	201	CYC	CHA-C1A	14.80	1.47	1.35
11	U3	1001	CYC	CHA-C1A	14.79	1.47	1.35
11	H3	1001	CYC	CHA-C1A	14.78	1.47	1.35
11	F6	201	CYC	CHA-C1A	14.78	1.47	1.35
11	W3	1001	CYC	CHA-C1A	14.77	1.47	1.35
11	L6	201	CYC	CHA-C1A	14.77	1.47	1.35
11	r3	1001	CYC	CHA-C1A	14.77	1.47	1.35
11	v3	1001	CYC	CHA-C1A	14.77	1.47	1.35
11	n3	1001	CYC	CHA-C1A	14.76	1.47	1.35
11	S3	1001	CYC	CHA-C1A	14.76	1.47	1.35
11	I3	903	CYC	CHA-C1A	14.75	1.47	1.35
11	I3	904	CYC	CHA-C1A	14.74	1.47	1.35
11	K2	203	CYC	CHA-C1A	14.73	1.47	1.35
11	O3	1001	CYC	CHA-C1A	14.73	1.47	1.35
11	W2	201	CYC	CHA-C1A	14.73	1.47	1.35
11	z3	1001	CYC	CHA-C1A	14.72	1.47	1.35
11	p3	1001	CYC	CHA-C1A	14.72	1.47	1.35
11	M3	201	CYC	CHA-C1A	14.72	1.47	1.35
11	C6	203	CYC	CHA-C1A	14.72	1.47	1.35
11	I3	1001	CYC	CHA-C1A	14.71	1.47	1.35
11	J6	201	CYC	CHA-C1A	14.71	1.47	1.35
11	D2	201	CYC	CHA-C1A	14.71	1.47	1.35
11	O3	902	CYC	CHA-C1A	14.70	1.47	1.35
11	t3	1001	CYC	CHA-C1A	14.69	1.47	1.35
11	E2	203	CYC	CHA-C1A	14.69	1.47	1.35
11	x3	1001	CYC	CHA-C1A	14.69	1.47	1.35
11	j3	1001	CYC	CHA-C1A	14.69	1.47	1.35
11	e3	1001	CYC	CHA-C1A	14.68	1.47	1.35
11	J3	201	CYC	CHA-C1A	14.68	1.47	1.35
11	B6	201	CYC	CHA-C1A	14.68	1.47	1.35
11	B2	201	CYC	CHA-C1A	14.67	1.47	1.35
11	Q6	201	CYC	CHA-C1A	14.67	1.47	1.35
11	Y6	201	CYC	CHA-C1A	14.67	1.47	1.35
11	c3	1001	CYC	CHA-C1A	14.67	1.47	1.35
11	I2	203	CYC	CHA-C1A	14.66	1.47	1.35
11	X2	203	CYC	CHA-C1A	14.65	1.47	1.35
11	S2	201	CYC	CHA-C1A	14.63	1.47	1.35
11	T2	201	CYC	CHA-C1A	14.63	1.47	1.35
11	H6	201	CYC	CHA-C1A	14.63	1.47	1.35

Continued on next page...

Continued from previous page...

Mol	Chain	Res	Type	Atoms	Z	Observed(Å)	Ideal(Å)
11	H2	201	CYC	CHA-C1A	14.61	1.47	1.35
11	U6	201	CYC	CHA-C1A	14.60	1.47	1.35
11	Z2	201	CYC	CHA-C1A	14.60	1.47	1.35
11	Q2	201	CYC	CHA-C1A	14.60	1.47	1.35
11	R6	202	CYC	CHA-C1A	14.59	1.47	1.35
11	O6	201	CYC	CHA-C1A	14.58	1.47	1.35
11	I6	201	CYC	CHA-C1A	14.13	1.46	1.35
11	A2	301	CYC	CHA-C1A	14.04	1.46	1.35
11	K2	201	CYC	CHA-C1A	14.04	1.46	1.35
11	I2	201	CYC	CHA-C1A	14.04	1.46	1.35
11	C2	201	CYC	CHA-C1A	14.03	1.46	1.35
11	E6	201	CYC	CHA-C1A	14.03	1.46	1.35
11	A6	301	CYC	CHA-C1A	14.02	1.46	1.35
11	P2	201	CYC	CHA-C1A	14.00	1.46	1.35
11	K6	201	CYC	CHA-C1A	14.00	1.46	1.35
11	E2	201	CYC	CHA-C1A	14.00	1.46	1.35
11	C6	201	CYC	CHA-C1A	13.99	1.46	1.35
11	M6	201	CYC	CHA-C1A	13.98	1.46	1.35
11	Z2	202	CYC	CHA-C1A	13.98	1.46	1.35
11	M2	201	CYC	CHA-C1A	13.96	1.46	1.35
11	P6	201	CYC	CHA-C1A	13.94	1.46	1.35
11	N2	302	CYC	CHA-C1A	13.94	1.46	1.35
11	V2	201	CYC	CHA-C1A	13.94	1.46	1.35
11	X6	201	CYC	CHA-C1A	13.94	1.46	1.35
11	V6	201	CYC	CHA-C1A	13.93	1.46	1.35
11	N6	301	CYC	CHA-C1A	13.92	1.46	1.35
11	N2	301	CYC	CHA-C1A	13.90	1.46	1.35
11	Z6	201	CYC	CHA-C1A	13.89	1.46	1.35
11	X2	201	CYC	CHA-C1A	13.88	1.46	1.35
11	N6	302	CYC	CHA-C1A	13.87	1.46	1.35
11	U4	201	CYC	C3B-C2B	6.11	1.49	1.36
11	D4	201	CYC	C3B-C2B	6.09	1.49	1.36
11	M4	201	CYC	C3B-C2B	6.09	1.49	1.36
11	W4	201	CYC	C3B-C2B	6.09	1.49	1.36
11	M8	201	CYC	C3B-C2B	6.09	1.49	1.36
11	U8	201	CYC	C3B-C2B	6.09	1.49	1.36
11	D8	201	CYC	C3B-C2B	6.08	1.49	1.36
11	S4	201	CYC	C3B-C2B	6.08	1.49	1.36
11	Y4	201	CYC	C3B-C2B	6.07	1.49	1.36
11	W8	201	CYC	C3B-C2B	6.07	1.49	1.36
11	I4	203	CYC	C3B-C2B	6.07	1.49	1.36
11	G8	201	CYC	C3B-C2B	6.07	1.49	1.36

Continued on next page...

Continued from previous page...

Mol	Chain	Res	Type	Atoms	Z	Observed(Å)	Ideal(Å)
11	S8	201	CYC	C3B-C2B	6.06	1.49	1.36
11	Y8	201	CYC	C3B-C2B	6.06	1.49	1.36
11	G4	201	CYC	C3B-C2B	6.06	1.49	1.36
11	E8	203	CYC	C3B-C2B	6.05	1.49	1.36
11	I8	203	CYC	C3B-C2B	6.05	1.49	1.36
11	E4	203	CYC	C3B-C2B	6.04	1.49	1.36
11	L4	201	CYC	C3B-C2B	6.04	1.49	1.36
11	O8	201	CYC	C3B-C2B	6.04	1.49	1.36
11	L8	201	CYC	C3B-C2B	6.02	1.49	1.36
11	P8	203	CYC	C3B-C2B	6.02	1.49	1.36
11	P4	203	CYC	C3B-C2B	6.01	1.49	1.36
11	O4	201	CYC	C3B-C2B	6.00	1.49	1.36
11	K5	202	CYC	C3B-C2B	5.89	1.49	1.36
11	C5	201	CYC	C3B-C2B	5.88	1.49	1.36
11	P1	202	CYC	C3B-C2B	5.88	1.49	1.36
11	P5	202	CYC	C3B-C2B	5.87	1.49	1.36
11	K1	202	CYC	C3B-C2B	5.87	1.49	1.36
11	G5	202	CYC	C3B-C2B	5.87	1.49	1.36
11	I5	202	CYC	C3B-C2B	5.87	1.49	1.36
11	X1	202	CYC	C3B-C2B	5.87	1.49	1.36
11	X5	202	CYC	C3B-C2B	5.87	1.49	1.36
11	M5	202	CYC	C3B-C2B	5.87	1.49	1.36
11	I1	202	CYC	C3B-C2B	5.86	1.49	1.36
11	T1	201	CYC	C3B-C2B	5.86	1.49	1.36
11	U5	202	CYC	C3B-C2B	5.85	1.49	1.36
11	M1	202	CYC	C3B-C2B	5.85	1.49	1.36
11	R1	202	CYC	C3B-C2B	5.85	1.49	1.36
11	R5	202	CYC	C3B-C2B	5.85	1.49	1.36
11	D5	201	CYC	C3B-C2B	5.85	1.49	1.36
11	U1	202	CYC	C3B-C2B	5.85	1.49	1.36
11	C1	201	CYC	C3B-C2B	5.85	1.49	1.36
11	G1	202	CYC	C3B-C2B	5.85	1.49	1.36
11	T5	201	CYC	C3B-C2B	5.84	1.49	1.36
11	D1	201	CYC	C3B-C2B	5.84	1.49	1.36
11	Z1	202	CYC	C3B-C2B	5.84	1.49	1.36
11	Z5	202	CYC	C3B-C2B	5.83	1.49	1.36
11	U6	201	CYC	C3B-C2B	5.78	1.49	1.36
11	F6	201	CYC	C3B-C2B	5.77	1.49	1.36
11	C6	203	CYC	C3B-C2B	5.77	1.49	1.36
11	Z2	201	CYC	C3B-C2B	5.75	1.49	1.36
11	E2	203	CYC	C3B-C2B	5.75	1.49	1.36
11	D2	201	CYC	C3B-C2B	5.75	1.49	1.36

Continued on next page...

Continued from previous page...

Mol	Chain	Res	Type	Atoms	Z	Observed(Å)	Ideal(Å)
11	F5	201	CYC	C3B-C2B	5.75	1.48	1.36
11	R6	202	CYC	C3B-C2B	5.74	1.48	1.36
11	J6	201	CYC	C3B-C2B	5.74	1.48	1.36
11	W2	201	CYC	C3B-C2B	5.74	1.48	1.36
11	S2	201	CYC	C3B-C2B	5.74	1.48	1.36
11	C1	202	CYC	C3B-C2B	5.74	1.48	1.36
11	Y6	201	CYC	C3B-C2B	5.74	1.48	1.36
11	I2	203	CYC	C3B-C2B	5.73	1.48	1.36
11	H2	201	CYC	C3B-C2B	5.73	1.48	1.36
11	T2	201	CYC	C3B-C2B	5.73	1.48	1.36
11	Q2	201	CYC	C3B-C2B	5.73	1.48	1.36
11	L6	201	CYC	C3B-C2B	5.73	1.48	1.36
11	W6	201	CYC	C3B-C2B	5.73	1.48	1.36
11	C5	202	CYC	C3B-C2B	5.73	1.48	1.36
11	X2	203	CYC	C3B-C2B	5.72	1.48	1.36
11	K2	203	CYC	C3B-C2B	5.72	1.48	1.36
11	H1	201	CYC	C3B-C2B	5.72	1.48	1.36
11	13	904	CYC	C2A-C3A	5.71	1.48	1.36
11	F1	201	CYC	C3B-C2B	5.71	1.48	1.36
11	L1	201	CYC	C3B-C2B	5.71	1.48	1.36
11	B6	201	CYC	C3B-C2B	5.70	1.48	1.36
11	H5	201	CYC	C3B-C2B	5.70	1.48	1.36
11	J1	201	CYC	C3B-C2B	5.70	1.48	1.36
11	B2	201	CYC	C3B-C2B	5.70	1.48	1.36
11	V5	202	CYC	C3B-C2B	5.70	1.48	1.36
11	e3	1001	CYC	C2A-C3A	5.70	1.48	1.36
11	B5	201	CYC	C3B-C2B	5.70	1.48	1.36
11	O1	201	CYC	C3B-C2B	5.70	1.48	1.36
11	H6	201	CYC	C3B-C2B	5.70	1.48	1.36
11	Q5	201	CYC	C3B-C2B	5.69	1.48	1.36
11	n3	1001	CYC	C2A-C3A	5.69	1.48	1.36
11	O6	201	CYC	C3B-C2B	5.69	1.48	1.36
11	O5	201	CYC	C3B-C2B	5.69	1.48	1.36
11	O3	1001	CYC	C2A-C3A	5.69	1.48	1.36
11	Q6	201	CYC	C3B-C2B	5.69	1.48	1.36
11	X1	203	CYC	C3B-C2B	5.69	1.48	1.36
11	M3	201	CYC	C2A-C3A	5.69	1.48	1.36
11	r3	1001	CYC	C2A-C3A	5.69	1.48	1.36
11	L5	201	CYC	C3B-C2B	5.69	1.48	1.36
11	S5	201	CYC	C3B-C2B	5.69	1.48	1.36
11	B1	201	CYC	C3B-C2B	5.69	1.48	1.36
11	E7	1001	CYC	C2A-C3A	5.69	1.48	1.36

Continued on next page...

Continued from previous page...

Mol	Chain	Res	Type	Atoms	Z	Observed(Å)	Ideal(Å)
11	l3	902	CYC	C2A-C3A	5.68	1.48	1.36
11	J5	201	CYC	C3B-C2B	5.68	1.48	1.36
11	l3	1001	CYC	C2A-C3A	5.68	1.48	1.36
11	X3	1001	CYC	C2A-C3A	5.68	1.48	1.36
11	U5	201	CYC	C3B-C2B	5.68	1.48	1.36
11	W3	1001	CYC	C2A-C3A	5.68	1.48	1.36
11	Q1	201	CYC	C3B-C2B	5.68	1.48	1.36
11	v3	1001	CYC	C2A-C3A	5.68	1.48	1.36
11	03	902	CYC	C2A-C3A	5.68	1.48	1.36
11	J3	201	CYC	C2A-C3A	5.68	1.48	1.36
11	X5	203	CYC	C3B-C2B	5.68	1.48	1.36
11	V1	202	CYC	C3B-C2B	5.68	1.48	1.36
11	U1	201	CYC	C3B-C2B	5.68	1.48	1.36
11	x3	1001	CYC	C2A-C3A	5.67	1.48	1.36
11	i3	1001	CYC	C2A-C3A	5.67	1.48	1.36
11	j3	1001	CYC	C2A-C3A	5.67	1.48	1.36
11	c3	1001	CYC	C2A-C3A	5.67	1.48	1.36
11	p3	1001	CYC	C2A-C3A	5.67	1.48	1.36
11	G3	1001	CYC	C2A-C3A	5.67	1.48	1.36
11	S1	201	CYC	C3B-C2B	5.66	1.48	1.36
11	H3	1001	CYC	C2A-C3A	5.66	1.48	1.36
11	U3	1001	CYC	C2A-C3A	5.66	1.48	1.36
11	s3	1001	CYC	C2A-C3A	5.66	1.48	1.36
11	Q7	1001	CYC	C2A-C3A	5.66	1.48	1.36
11	l3	903	CYC	C2A-C3A	5.66	1.48	1.36
11	L7	1001	CYC	C2A-C3A	5.65	1.48	1.36
11	d3	1001	CYC	C2A-C3A	5.65	1.48	1.36
11	Z7	1001	CYC	C3B-C2B	5.65	1.48	1.36
11	S3	1001	CYC	C2A-C3A	5.65	1.48	1.36
11	Z7	1001	CYC	C2A-C3A	5.65	1.48	1.36
11	R3	1001	CYC	C2A-C3A	5.65	1.48	1.36
11	z3	1001	CYC	C2A-C3A	5.65	1.48	1.36
11	O7	1001	CYC	C2A-C3A	5.65	1.48	1.36
11	k3	1001	CYC	C2A-C3A	5.65	1.48	1.36
11	S7	1001	CYC	C2A-C3A	5.65	1.48	1.36
11	t3	1001	CYC	C2A-C3A	5.64	1.48	1.36
11	P3	1001	CYC	C2A-C3A	5.64	1.48	1.36
11	y3	1001	CYC	C2A-C3A	5.64	1.48	1.36
11	L7	1001	CYC	C3B-C2B	5.64	1.48	1.36
11	H7	1001	CYC	C2A-C3A	5.64	1.48	1.36
11	w3	1001	CYC	C2A-C3A	5.64	1.48	1.36
11	K3	1001	CYC	C2A-C3A	5.64	1.48	1.36

Continued on next page...

Continued from previous page...

Mol	Chain	Res	Type	Atoms	Z	Observed(Å)	Ideal(Å)
11	V7	1001	CYC	C2A-C3A	5.64	1.48	1.36
11	J7	1001	CYC	C2A-C3A	5.64	1.48	1.36
11	q3	1001	CYC	C2A-C3A	5.63	1.48	1.36
11	N3	1001	CYC	C2A-C3A	5.63	1.48	1.36
11	T3	1001	CYC	C2A-C3A	5.63	1.48	1.36
11	f3	1001	CYC	C2A-C3A	5.63	1.48	1.36
11	Z3	1001	CYC	C2A-C3A	5.63	1.48	1.36
11	X7	1001	CYC	C2A-C3A	5.62	1.48	1.36
11	A7	1001	CYC	C2A-C3A	5.62	1.48	1.36
11	J7	1001	CYC	C3B-C2B	5.62	1.48	1.36
11	V7	1001	CYC	C3B-C2B	5.62	1.48	1.36
11	I3	1001	CYC	C2A-C3A	5.62	1.48	1.36
11	C7	1001	CYC	C2A-C3A	5.62	1.48	1.36
11	H7	1001	CYC	C3B-C2B	5.61	1.48	1.36
11	o3	1001	CYC	C2A-C3A	5.61	1.48	1.36
11	S7	1001	CYC	C3B-C2B	5.61	1.48	1.36
11	b3	1001	CYC	C2A-C3A	5.61	1.48	1.36
11	u3	1001	CYC	C2A-C3A	5.60	1.48	1.36
11	Q7	1001	CYC	C3B-C2B	5.60	1.48	1.36
11	O7	1001	CYC	C3B-C2B	5.60	1.48	1.36
11	X7	1001	CYC	C3B-C2B	5.60	1.48	1.36
11	A7	1001	CYC	C3B-C2B	5.59	1.48	1.36
11	E7	1001	CYC	C3B-C2B	5.59	1.48	1.36
11	C7	1001	CYC	C3B-C2B	5.59	1.48	1.36
11	T7	1001	CYC	C2A-C3A	5.51	1.48	1.36
11	D7	1001	CYC	C2A-C3A	5.50	1.48	1.36
11	Y7	1001	CYC	C2A-C3A	5.50	1.48	1.36
11	W7	1001	CYC	C2A-C3A	5.49	1.48	1.36
11	P7	1001	CYC	C2A-C3A	5.49	1.48	1.36
11	M7	1001	CYC	C2A-C3A	5.48	1.48	1.36
11	Z5	201	CYC	C3B-C2B	5.48	1.48	1.36
11	G4	202	CYC	C3B-C2B	5.48	1.48	1.36
11	B7	1001	CYC	C2A-C3A	5.48	1.48	1.36
11	P5	201	CYC	C3B-C2B	5.48	1.48	1.36
11	K7	1001	CYC	C2A-C3A	5.48	1.48	1.36
11	a7	1001	CYC	C2A-C3A	5.46	1.48	1.36
11	I8	201	CYC	C3B-C2B	5.46	1.48	1.36
11	A1	302	CYC	C3B-C2B	5.46	1.48	1.36
11	P1	201	CYC	C3B-C2B	5.46	1.48	1.36
11	M1	201	CYC	C3B-C2B	5.46	1.48	1.36
11	M4	202	CYC	C3B-C2B	5.46	1.48	1.36
11	K4	201	CYC	C3B-C2B	5.46	1.48	1.36

Continued on next page...

Continued from previous page...

Mol	Chain	Res	Type	Atoms	Z	Observed(Å)	Ideal(Å)
11	F7	1001	CYC	C2A-C3A	5.46	1.48	1.36
11	G8	202	CYC	C3B-C2B	5.46	1.48	1.36
11	A5	302	CYC	C3B-C2B	5.45	1.48	1.36
11	Z1	201	CYC	C3B-C2B	5.45	1.48	1.36
11	I7	1001	CYC	C2A-C3A	5.45	1.48	1.36
11	V1	201	CYC	C3B-C2B	5.45	1.48	1.36
11	A5	301	CYC	C3B-C2B	5.45	1.48	1.36
11	A1	301	CYC	C3B-C2B	5.44	1.48	1.36
11	V5	201	CYC	C3B-C2B	5.44	1.48	1.36
11	T4	201	CYC	C3B-C2B	5.44	1.48	1.36
11	V8	201	CYC	C3B-C2B	5.44	1.48	1.36
11	K5	201	CYC	C3B-C2B	5.44	1.48	1.36
11	N5	301	CYC	C3B-C2B	5.43	1.48	1.36
11	R7	1001	CYC	C2A-C3A	5.43	1.48	1.36
11	E8	201	CYC	C3B-C2B	5.43	1.48	1.36
11	K8	201	CYC	C3B-C2B	5.43	1.48	1.36
11	Z4	201	CYC	C3B-C2B	5.43	1.48	1.36
11	Z8	201	CYC	C3B-C2B	5.43	1.48	1.36
11	M8	202	CYC	C3B-C2B	5.43	1.48	1.36
11	M5	201	CYC	C3B-C2B	5.43	1.48	1.36
11	R5	201	CYC	C3B-C2B	5.43	1.48	1.36
11	G5	201	CYC	C3B-C2B	5.43	1.48	1.36
11	A8	301	CYC	C3B-C2B	5.43	1.48	1.36
11	R1	201	CYC	C3B-C2B	5.43	1.48	1.36
11	N8	301	CYC	C3B-C2B	5.43	1.48	1.36
11	I5	201	CYC	C3B-C2B	5.42	1.48	1.36
11	N1	301	CYC	C2A-C3A	5.42	1.48	1.36
11	A4	301	CYC	C3B-C2B	5.42	1.48	1.36
11	K1	201	CYC	C3B-C2B	5.42	1.48	1.36
11	N1	301	CYC	C3B-C2B	5.42	1.48	1.36
11	V4	201	CYC	C3B-C2B	5.42	1.48	1.36
11	I4	201	CYC	C3B-C2B	5.42	1.48	1.36
11	M6	201	CYC	C3B-C2B	5.42	1.48	1.36
11	I1	201	CYC	C3B-C2B	5.42	1.48	1.36
11	P4	201	CYC	C3B-C2B	5.42	1.48	1.36
11	T8	201	CYC	C3B-C2B	5.42	1.48	1.36
11	I5	201	CYC	C2A-C3A	5.42	1.48	1.36
11	P8	201	CYC	C3B-C2B	5.42	1.48	1.36
11	X4	201	CYC	C3B-C2B	5.41	1.48	1.36
11	E4	201	CYC	C3B-C2B	5.41	1.48	1.36
11	N5	301	CYC	C2A-C3A	5.41	1.48	1.36
11	A5	302	CYC	C2A-C3A	5.41	1.48	1.36

Continued on next page...

Continued from previous page...

Mol	Chain	Res	Type	Atoms	Z	Observed(Å)	Ideal(Å)
11	Z6	201	CYC	C3B-C2B	5.41	1.48	1.36
11	R5	201	CYC	C2A-C3A	5.40	1.48	1.36
11	X8	201	CYC	C3B-C2B	5.40	1.48	1.36
11	G1	201	CYC	C3B-C2B	5.40	1.48	1.36
11	A1	302	CYC	C2A-C3A	5.40	1.48	1.36
11	A5	301	CYC	C2A-C3A	5.40	1.48	1.36
11	K5	201	CYC	C2A-C3A	5.40	1.48	1.36
11	A6	301	CYC	C3B-C2B	5.40	1.48	1.36
11	X1	201	CYC	C3B-C2B	5.40	1.48	1.36
11	M5	201	CYC	C2A-C3A	5.40	1.48	1.36
11	P6	201	CYC	C3B-C2B	5.40	1.48	1.36
11	I1	201	CYC	C2A-C3A	5.39	1.48	1.36
11	R1	201	CYC	C2A-C3A	5.39	1.48	1.36
11	Z5	201	CYC	C2A-C3A	5.39	1.48	1.36
11	E2	201	CYC	C3B-C2B	5.39	1.48	1.36
11	M2	201	CYC	C3B-C2B	5.39	1.48	1.36
11	X6	201	CYC	C3B-C2B	5.39	1.48	1.36
11	A1	301	CYC	C2A-C3A	5.39	1.48	1.36
11	Z2	202	CYC	C3B-C2B	5.39	1.48	1.36
11	K1	201	CYC	C2A-C3A	5.38	1.48	1.36
11	M8	201	CYC	C2A-C3A	5.38	1.48	1.36
11	Z1	201	CYC	C2A-C3A	5.38	1.48	1.36
11	E6	201	CYC	C3B-C2B	5.38	1.48	1.36
11	A2	301	CYC	C3B-C2B	5.38	1.48	1.36
11	M1	201	CYC	C2A-C3A	5.38	1.48	1.36
11	V5	201	CYC	C2A-C3A	5.38	1.48	1.36
11	I6	201	CYC	C3B-C2B	5.38	1.48	1.36
11	V1	201	CYC	C2A-C3A	5.38	1.48	1.36
11	X5	201	CYC	C3B-C2B	5.38	1.48	1.36
11	X1	201	CYC	C2A-C3A	5.38	1.48	1.36
11	N4	301	CYC	C3B-C2B	5.38	1.48	1.36
11	U4	201	CYC	C2A-C3A	5.38	1.48	1.36
11	X2	201	CYC	C3B-C2B	5.37	1.48	1.36
11	G5	201	CYC	C2A-C3A	5.37	1.48	1.36
11	P4	201	CYC	C2A-C3A	5.37	1.48	1.36
11	A4	301	CYC	C2A-C3A	5.37	1.48	1.36
11	I2	201	CYC	C3B-C2B	5.37	1.48	1.36
11	C2	201	CYC	C3B-C2B	5.37	1.48	1.36
11	M4	201	CYC	C2A-C3A	5.37	1.48	1.36
11	P2	201	CYC	C3B-C2B	5.37	1.48	1.36
11	N6	301	CYC	C3B-C2B	5.36	1.48	1.36
11	C6	201	CYC	C3B-C2B	5.36	1.48	1.36

Continued on next page...

Continued from previous page...

Mol	Chain	Res	Type	Atoms	Z	Observed(Å)	Ideal(Å)
11	G8	201	CYC	C2A-C3A	5.36	1.48	1.36
11	K4	201	CYC	C2A-C3A	5.36	1.48	1.36
11	X5	201	CYC	C2A-C3A	5.36	1.48	1.36
11	X8	201	CYC	C2A-C3A	5.36	1.48	1.36
11	O8	201	CYC	C2A-C3A	5.35	1.48	1.36
11	U8	201	CYC	C2A-C3A	5.35	1.48	1.36
11	G1	201	CYC	C2A-C3A	5.35	1.48	1.36
11	K6	201	CYC	C3B-C2B	5.35	1.48	1.36
11	K2	201	CYC	C3B-C2B	5.35	1.48	1.36
11	P1	201	CYC	C2A-C3A	5.35	1.48	1.36
11	Y8	201	CYC	C2A-C3A	5.35	1.48	1.36
11	D4	201	CYC	C2A-C3A	5.35	1.48	1.36
11	V6	201	CYC	C3B-C2B	5.35	1.48	1.36
11	S4	201	CYC	C2A-C3A	5.35	1.48	1.36
11	03	901	CYC	C2A-C3A	5.35	1.48	1.36
11	N2	301	CYC	C3B-C2B	5.35	1.48	1.36
11	G4	201	CYC	C2A-C3A	5.35	1.48	1.36
11	P5	201	CYC	C2A-C3A	5.35	1.48	1.36
11	O4	201	CYC	C2A-C3A	5.35	1.48	1.36
11	I4	203	CYC	C2A-C3A	5.34	1.48	1.36
11	W4	201	CYC	C2A-C3A	5.34	1.48	1.36
11	N6	302	CYC	C3B-C2B	5.34	1.48	1.36
11	A8	301	CYC	C2A-C3A	5.34	1.48	1.36
11	I8	203	CYC	C2A-C3A	5.34	1.48	1.36
11	W8	201	CYC	C2A-C3A	5.34	1.48	1.36
11	S8	201	CYC	C2A-C3A	5.34	1.48	1.36
11	I3	901	CYC	C2A-C3A	5.34	1.48	1.36
11	E8	201	CYC	C2A-C3A	5.34	1.48	1.36
11	Z4	201	CYC	C2A-C3A	5.33	1.48	1.36
11	D8	201	CYC	C2A-C3A	5.33	1.48	1.36
11	K8	201	CYC	C2A-C3A	5.33	1.48	1.36
11	T4	201	CYC	C2A-C3A	5.33	1.48	1.36
11	N8	301	CYC	C2A-C3A	5.33	1.48	1.36
11	Y4	201	CYC	C2A-C3A	5.33	1.48	1.36
11	N2	302	CYC	C3B-C2B	5.33	1.48	1.36
11	P8	201	CYC	C2A-C3A	5.33	1.48	1.36
11	Z8	201	CYC	C2A-C3A	5.33	1.48	1.36
11	P8	203	CYC	C2A-C3A	5.33	1.48	1.36
11	X4	201	CYC	C2A-C3A	5.33	1.48	1.36
11	V2	201	CYC	C3B-C2B	5.32	1.48	1.36
11	T8	201	CYC	C2A-C3A	5.32	1.48	1.36
11	N4	301	CYC	C2A-C3A	5.32	1.48	1.36

Continued on next page...

Continued from previous page...

Mol	Chain	Res	Type	Atoms	Z	Observed(Å)	Ideal(Å)
11	G4	202	CYC	C2A-C3A	5.32	1.48	1.36
11	E8	203	CYC	C2A-C3A	5.31	1.48	1.36
11	G8	202	CYC	C2A-C3A	5.31	1.48	1.36
11	L8	201	CYC	C2A-C3A	5.31	1.48	1.36
11	E4	201	CYC	C2A-C3A	5.31	1.48	1.36
11	I8	201	CYC	C2A-C3A	5.31	1.48	1.36
11	M4	202	CYC	C2A-C3A	5.30	1.48	1.36
11	E4	203	CYC	C2A-C3A	5.30	1.48	1.36
11	M8	202	CYC	C2A-C3A	5.30	1.48	1.36
11	V8	201	CYC	C2A-C3A	5.30	1.48	1.36
11	L4	201	CYC	C2A-C3A	5.30	1.48	1.36
11	P4	203	CYC	C2A-C3A	5.28	1.48	1.36
11	I4	201	CYC	C2A-C3A	5.28	1.47	1.36
11	Q5	201	CYC	CHB-C1B	5.27	1.50	1.38
11	I6	202	CYC	CHA-C1A	5.27	1.39	1.35
11	m3	201	CYC	C3B-C2B	5.26	1.47	1.36
11	V1	202	CYC	CHB-C1B	5.26	1.50	1.38
11	V5	202	CYC	CHB-C1B	5.26	1.50	1.38
11	I2	202	CYC	CHA-C1A	5.26	1.39	1.35
11	V4	201	CYC	C2A-C3A	5.26	1.47	1.36
11	S1	201	CYC	CHB-C1B	5.25	1.50	1.38
11	V3	201	CYC	C3B-C2B	5.24	1.47	1.36
11	L5	201	CYC	CHB-C1B	5.24	1.50	1.38
11	F5	201	CYC	CHB-C1B	5.24	1.50	1.38
11	I3	902	CYC	C3B-C2B	5.24	1.47	1.36
11	Q1	201	CYC	CHB-C1B	5.24	1.50	1.38
11	L1	201	CYC	CHB-C1B	5.24	1.50	1.38
11	O5	201	CYC	CHB-C1B	5.24	1.50	1.38
11	F1	201	CYC	CHB-C1B	5.23	1.50	1.38
11	J1	201	CYC	CHB-C1B	5.23	1.50	1.38
11	O1	201	CYC	CHB-C1B	5.23	1.50	1.38
11	B1	201	CYC	CHB-C1B	5.22	1.50	1.38
11	U1	201	CYC	CHB-C1B	5.22	1.50	1.38
11	H5	201	CYC	CHB-C1B	5.22	1.50	1.38
11	S5	201	CYC	CHB-C1B	5.22	1.50	1.38
11	J5	201	CYC	CHB-C1B	5.22	1.50	1.38
11	B5	201	CYC	CHB-C1B	5.22	1.50	1.38
11	X1	203	CYC	CHB-C1B	5.21	1.50	1.38
11	e3	1001	CYC	C3B-C2B	5.21	1.47	1.36
11	H3	1001	CYC	C3B-C2B	5.21	1.47	1.36
11	U5	201	CYC	CHB-C1B	5.21	1.50	1.38
11	g3	1001	CYC	C3B-C2B	5.21	1.47	1.36

Continued on next page...

Continued from previous page...

Mol	Chain	Res	Type	Atoms	Z	Observed(Å)	Ideal(Å)
11	J3	201	CYC	C3B-C2B	5.20	1.47	1.36
11	w3	1001	CYC	C3B-C2B	5.20	1.47	1.36
11	C1	202	CYC	CHB-C1B	5.20	1.50	1.38
11	r3	1001	CYC	C3B-C2B	5.20	1.47	1.36
11	v3	1001	CYC	C3B-C2B	5.20	1.47	1.36
11	t3	1001	CYC	C3B-C2B	5.20	1.47	1.36
11	l3	903	CYC	C3B-C2B	5.20	1.47	1.36
11	H1	201	CYC	CHB-C1B	5.20	1.50	1.38
11	c3	1001	CYC	C3B-C2B	5.20	1.47	1.36
11	Q3	1001	CYC	C3B-C2B	5.19	1.47	1.36
11	b3	1001	CYC	C3B-C2B	5.19	1.47	1.36
11	03	902	CYC	C3B-C2B	5.19	1.47	1.36
11	f3	1001	CYC	C3B-C2B	5.19	1.47	1.36
11	V3	201	CYC	C2A-C3A	5.19	1.47	1.36
11	Z3	1001	CYC	C3B-C2B	5.19	1.47	1.36
11	q3	1001	CYC	C3B-C2B	5.19	1.47	1.36
11	p3	1001	CYC	C3B-C2B	5.19	1.47	1.36
11	j3	1001	CYC	C3B-C2B	5.19	1.47	1.36
11	X5	203	CYC	CHB-C1B	5.18	1.50	1.38
11	l3	1001	CYC	C3B-C2B	5.18	1.47	1.36
11	z3	1001	CYC	C3B-C2B	5.18	1.47	1.36
11	S3	1001	CYC	C3B-C2B	5.18	1.47	1.36
11	l3	904	CYC	C3B-C2B	5.18	1.47	1.36
11	n3	1001	CYC	C3B-C2B	5.18	1.47	1.36
11	I3	1001	CYC	C3B-C2B	5.18	1.47	1.36
11	M3	201	CYC	C3B-C2B	5.18	1.47	1.36
11	O3	1001	CYC	C3B-C2B	5.18	1.47	1.36
11	P3	1001	CYC	C3B-C2B	5.18	1.47	1.36
11	C5	202	CYC	CHB-C1B	5.17	1.50	1.38
11	R3	1001	CYC	C3B-C2B	5.17	1.47	1.36
11	I4	202	CYC	CHA-C1A	5.17	1.39	1.35
11	W3	1001	CYC	C3B-C2B	5.17	1.47	1.36
11	G3	1001	CYC	C3B-C2B	5.17	1.47	1.36
11	u3	1001	CYC	C3B-C2B	5.17	1.47	1.36
11	U3	1001	CYC	C3B-C2B	5.17	1.47	1.36
11	N3	1001	CYC	C3B-C2B	5.17	1.47	1.36
11	C8	201	CYC	CHA-C1A	5.17	1.39	1.35
11	o3	1001	CYC	C3B-C2B	5.17	1.47	1.36
11	m3	201	CYC	C2A-C3A	5.17	1.47	1.36
11	C6	202	CYC	CHA-C1A	5.17	1.39	1.35
11	k3	1001	CYC	C3B-C2B	5.17	1.47	1.36
11	x3	1001	CYC	C3B-C2B	5.16	1.47	1.36

Continued on next page...

Continued from previous page...

Mol	Chain	Res	Type	Atoms	Z	Observed(Å)	Ideal(Å)
11	d3	1001	CYC	C3B-C2B	5.16	1.47	1.36
11	T3	1001	CYC	C3B-C2B	5.16	1.47	1.36
11	I7	1001	CYC	C3B-C2B	5.16	1.47	1.36
11	R7	1001	CYC	C3B-C2B	5.15	1.47	1.36
11	s3	1001	CYC	C3B-C2B	5.15	1.47	1.36
11	K7	1001	CYC	C3B-C2B	5.14	1.47	1.36
11	X3	1001	CYC	C3B-C2B	5.14	1.47	1.36
11	I8	202	CYC	CHA-C1A	5.14	1.39	1.35
11	K3	1001	CYC	C3B-C2B	5.14	1.47	1.36
11	a7	1001	CYC	C3B-C2B	5.14	1.47	1.36
11	i3	1001	CYC	C3B-C2B	5.14	1.47	1.36
11	D7	1001	CYC	C3B-C2B	5.14	1.47	1.36
11	L5	201	CYC	C2A-C3A	5.13	1.47	1.36
11	O5	201	CYC	C2A-C3A	5.13	1.47	1.36
11	y3	1001	CYC	C3B-C2B	5.13	1.47	1.36
11	L1	201	CYC	C2A-C3A	5.12	1.47	1.36
11	H5	201	CYC	C2A-C3A	5.12	1.47	1.36
11	J5	201	CYC	C2A-C3A	5.11	1.47	1.36
11	P7	1001	CYC	C3B-C2B	5.11	1.47	1.36
11	F7	1001	CYC	C3B-C2B	5.11	1.47	1.36
11	Q5	201	CYC	C2A-C3A	5.11	1.47	1.36
11	M7	1001	CYC	C3B-C2B	5.11	1.47	1.36
11	O1	201	CYC	C2A-C3A	5.10	1.47	1.36
11	S1	201	CYC	C2A-C3A	5.10	1.47	1.36
11	F5	201	CYC	C2A-C3A	5.10	1.47	1.36
11	H1	201	CYC	C2A-C3A	5.09	1.47	1.36
11	J1	201	CYC	C2A-C3A	5.09	1.47	1.36
11	B7	1001	CYC	C3B-C2B	5.09	1.47	1.36
11	C1	202	CYC	C2A-C3A	5.09	1.47	1.36
11	Y7	1001	CYC	C3B-C2B	5.09	1.47	1.36
11	F1	201	CYC	C2A-C3A	5.09	1.47	1.36
11	T7	1001	CYC	C3B-C2B	5.08	1.47	1.36
11	Q1	201	CYC	C2A-C3A	5.08	1.47	1.36
11	S5	201	CYC	C2A-C3A	5.08	1.47	1.36
11	X5	203	CYC	C2A-C3A	5.08	1.47	1.36
11	V1	202	CYC	C2A-C3A	5.08	1.47	1.36
11	B1	201	CYC	C2A-C3A	5.07	1.47	1.36
11	C4	201	CYC	CHA-C1A	5.07	1.39	1.35
11	C5	202	CYC	C2A-C3A	5.07	1.47	1.36
11	C2	202	CYC	CHA-C1A	5.07	1.39	1.35
11	V5	202	CYC	C2A-C3A	5.07	1.47	1.36
11	U5	201	CYC	C2A-C3A	5.07	1.47	1.36

Continued on next page...

Continued from previous page...

Mol	Chain	Res	Type	Atoms	Z	Observed(Å)	Ideal(Å)
11	W7	1001	CYC	C3B-C2B	5.06	1.47	1.36
11	03	901	CYC	C3B-C2B	5.06	1.47	1.36
11	U1	201	CYC	C2A-C3A	5.06	1.47	1.36
11	B5	201	CYC	C2A-C3A	5.06	1.47	1.36
11	X1	203	CYC	C2A-C3A	5.05	1.47	1.36
11	V8	202	CYC	CHA-C1A	5.05	1.39	1.35
11	R4	201	CYC	CHA-C1A	5.05	1.39	1.35
11	R6	201	CYC	CHA-C1A	5.04	1.39	1.35
11	13	901	CYC	C3B-C2B	5.02	1.47	1.36
11	V4	202	CYC	CHA-C1A	5.01	1.39	1.35
11	V2	202	CYC	CHA-C1A	5.00	1.39	1.35
11	V6	202	CYC	CHA-C1A	4.98	1.39	1.35
11	g3	1001	CYC	C2A-C3A	4.98	1.47	1.36
11	R8	201	CYC	CHA-C1A	4.97	1.39	1.35
11	E2	202	CYC	CHA-C1A	4.94	1.39	1.35
11	Q3	1001	CYC	C2A-C3A	4.94	1.47	1.36
11	V6	201	CYC	C2A-C3A	4.94	1.47	1.36
11	R2	201	CYC	CHA-C1A	4.93	1.39	1.35
11	E4	202	CYC	CHA-C1A	4.93	1.39	1.35
11	E6	201	CYC	C2A-C3A	4.93	1.47	1.36
11	P8	202	CYC	CHA-C1A	4.91	1.39	1.35
11	V2	201	CYC	C2A-C3A	4.91	1.47	1.36
11	E2	201	CYC	C2A-C3A	4.91	1.47	1.36
11	Z2	202	CYC	C2A-C3A	4.91	1.47	1.36
11	A6	301	CYC	C2A-C3A	4.91	1.47	1.36
11	Z6	201	CYC	C2A-C3A	4.91	1.47	1.36
11	I2	201	CYC	C2A-C3A	4.91	1.47	1.36
11	P6	201	CYC	C2A-C3A	4.91	1.47	1.36
11	I6	201	CYC	C2A-C3A	4.91	1.47	1.36
11	E6	202	CYC	CHA-C1A	4.90	1.39	1.35
11	X2	201	CYC	C2A-C3A	4.90	1.47	1.36
11	K6	201	CYC	C2A-C3A	4.90	1.47	1.36
11	P2	201	CYC	C2A-C3A	4.90	1.47	1.36
11	K2	201	CYC	C2A-C3A	4.90	1.47	1.36
11	A2	301	CYC	C2A-C3A	4.89	1.47	1.36
11	P6	202	CYC	CHA-C1A	4.88	1.39	1.35
11	X6	201	CYC	C2A-C3A	4.88	1.47	1.36
11	N2	302	CYC	C2A-C3A	4.88	1.47	1.36
11	F8	201	CYC	CHA-C1A	4.88	1.39	1.35
11	M2	201	CYC	C2A-C3A	4.87	1.47	1.36
11	P4	202	CYC	CHA-C1A	4.86	1.39	1.35
11	M6	201	CYC	C2A-C3A	4.86	1.47	1.36

Continued on next page...

Continued from previous page...

Mol	Chain	Res	Type	Atoms	Z	Observed(Å)	Ideal(Å)
11	P2	202	CYC	CHA-C1A	4.86	1.39	1.35
11	E8	202	CYC	CHA-C1A	4.86	1.39	1.35
11	N6	301	CYC	C2A-C3A	4.86	1.47	1.36
11	N6	302	CYC	C2A-C3A	4.85	1.47	1.36
11	G6	201	CYC	CHA-C1A	4.85	1.39	1.35
11	G2	201	CYC	CHA-C1A	4.85	1.39	1.35
11	C2	201	CYC	C2A-C3A	4.84	1.47	1.36
11	N2	301	CYC	C2A-C3A	4.84	1.47	1.36
11	M6	202	CYC	CHA-C1A	4.83	1.39	1.35
11	Y6	201	CYC	C2A-C3A	4.83	1.47	1.36
11	B2	201	CYC	C2A-C3A	4.83	1.47	1.36
11	C6	203	CYC	C2A-C3A	4.82	1.47	1.36
11	C6	201	CYC	C2A-C3A	4.82	1.47	1.36
11	D2	201	CYC	C2A-C3A	4.82	1.47	1.36
11	B6	201	CYC	C2A-C3A	4.82	1.47	1.36
11	R6	202	CYC	C2A-C3A	4.82	1.47	1.36
11	F4	201	CYC	CHA-C1A	4.82	1.39	1.35
11	X2	203	CYC	C2A-C3A	4.82	1.47	1.36
11	H6	201	CYC	C2A-C3A	4.81	1.47	1.36
11	T6	201	CYC	CHA-C1A	4.80	1.39	1.35
11	S2	201	CYC	C2A-C3A	4.80	1.46	1.36
11	Q2	201	CYC	C2A-C3A	4.80	1.46	1.36
11	Q6	201	CYC	C2A-C3A	4.80	1.46	1.36
11	L6	201	CYC	C2A-C3A	4.79	1.46	1.36
11	T2	201	CYC	C2A-C3A	4.79	1.46	1.36
11	K2	203	CYC	C2A-C3A	4.79	1.46	1.36
11	W2	201	CYC	C2A-C3A	4.79	1.46	1.36
11	Z6	202	CYC	CHA-C1A	4.79	1.39	1.35
11	E2	203	CYC	C2A-C3A	4.78	1.46	1.36
11	L8	202	CYC	CHA-C1A	4.78	1.39	1.35
11	Z2	201	CYC	C2A-C3A	4.77	1.46	1.36
11	L7	1001	CYC	CHB-C1B	4.77	1.49	1.38
11	C7	1001	CYC	CHB-C1B	4.77	1.49	1.38
11	E7	1001	CYC	CHB-C1B	4.77	1.49	1.38
11	W6	201	CYC	C2A-C3A	4.77	1.46	1.36
11	H2	201	CYC	C2A-C3A	4.77	1.46	1.36
11	Z2	203	CYC	CHA-C1A	4.77	1.39	1.35
11	T8	202	CYC	CHA-C1A	4.76	1.39	1.35
11	M2	202	CYC	CHA-C1A	4.76	1.39	1.35
11	A7	1001	CYC	CHB-C1B	4.76	1.49	1.38
11	Z4	202	CYC	CHA-C1A	4.76	1.39	1.35
11	U6	201	CYC	C2A-C3A	4.76	1.46	1.36

Continued on next page...

Continued from previous page...

Mol	Chain	Res	Type	Atoms	Z	Observed(Å)	Ideal(Å)
11	I2	203	CYC	C2A-C3A	4.76	1.46	1.36
11	F6	201	CYC	C2A-C3A	4.76	1.46	1.36
11	O6	201	CYC	C2A-C3A	4.76	1.46	1.36
11	Z8	202	CYC	CHA-C1A	4.76	1.39	1.35
11	X7	1001	CYC	CHB-C1B	4.76	1.49	1.38
11	S7	1001	CYC	CHB-C1B	4.75	1.49	1.38
11	O7	1001	CYC	CHB-C1B	4.75	1.49	1.38
11	K2	202	CYC	CHA-C1A	4.75	1.39	1.35
11	J6	201	CYC	C2A-C3A	4.75	1.46	1.36
11	J7	1001	CYC	CHB-C1B	4.75	1.49	1.38
11	T4	202	CYC	CHA-C1A	4.74	1.39	1.35
11	X6	202	CYC	CHA-C1A	4.74	1.39	1.35
11	H7	1001	CYC	CHB-C1B	4.74	1.49	1.38
11	Q7	1001	CYC	CHB-C1B	4.74	1.49	1.38
11	T2	202	CYC	CHA-C1A	4.74	1.39	1.35
11	X2	202	CYC	CHA-C1A	4.74	1.39	1.35
11	Z7	1001	CYC	CHB-C1B	4.74	1.49	1.38
11	L4	202	CYC	CHA-C1A	4.73	1.39	1.35
11	V7	1001	CYC	CHB-C1B	4.72	1.49	1.38
11	Q3	1001	CYC	CHB-C1B	4.71	1.49	1.38
11	K6	202	CYC	CHA-C1A	4.70	1.39	1.35
11	g3	1001	CYC	CHB-C1B	4.67	1.49	1.38
11	X8	202	CYC	CHA-C1A	4.66	1.39	1.35
11	K8	202	CYC	CHA-C1A	4.63	1.39	1.35
11	K4	202	CYC	CHA-C1A	4.60	1.39	1.35
11	R7	1001	CYC	CHB-C1B	4.59	1.48	1.38
11	K7	1001	CYC	CHB-C1B	4.59	1.48	1.38
11	M7	1001	CYC	CHB-C1B	4.58	1.48	1.38
11	Y7	1001	CYC	CHB-C1B	4.58	1.48	1.38
11	I5	201	CYC	CHB-C1B	4.58	1.48	1.38
11	I1	201	CYC	CHB-C1B	4.58	1.48	1.38
11	P7	1001	CYC	CHB-C1B	4.57	1.48	1.38
11	D7	1001	CYC	CHB-C1B	4.57	1.48	1.38
11	M5	201	CYC	CHB-C1B	4.57	1.48	1.38
11	X4	202	CYC	CHA-C1A	4.57	1.38	1.35
11	X1	201	CYC	CHB-C1B	4.57	1.48	1.38
11	I7	1001	CYC	CHB-C1B	4.56	1.48	1.38
11	T7	1001	CYC	CHB-C1B	4.56	1.48	1.38
11	C6	201	CYC	CHB-C1B	4.56	1.48	1.38
11	W7	1001	CYC	CHB-C1B	4.56	1.48	1.38
11	F7	1001	CYC	CHB-C1B	4.56	1.48	1.38
11	X5	202	CYC	CHB-C1B	4.56	1.48	1.38

Continued on next page...

Continued from previous page...

Mol	Chain	Res	Type	Atoms	Z	Observed(Å)	Ideal(Å)
11	I5	202	CYC	CHB-C1B	4.55	1.48	1.38
11	Z5	201	CYC	CHB-C1B	4.55	1.48	1.38
11	B7	1001	CYC	CHB-C1B	4.55	1.48	1.38
11	P2	201	CYC	CHB-C1B	4.55	1.48	1.38
11	K1	201	CYC	CHB-C1B	4.55	1.48	1.38
11	C2	201	CYC	CHB-C1B	4.54	1.48	1.38
11	A1	302	CYC	CHB-C1B	4.54	1.48	1.38
11	X1	202	CYC	CHB-C1B	4.54	1.48	1.38
11	M1	201	CYC	CHB-C1B	4.54	1.48	1.38
11	Z6	201	CYC	CHB-C1B	4.54	1.48	1.38
11	T5	201	CYC	CHB-C1B	4.54	1.48	1.38
11	X5	201	CYC	CHB-C1B	4.54	1.48	1.38
11	A6	301	CYC	CHB-C1B	4.54	1.48	1.38
11	I6	201	CYC	CHB-C1B	4.54	1.48	1.38
11	Z1	201	CYC	CHB-C1B	4.54	1.48	1.38
11	Z2	202	CYC	CHB-C1B	4.54	1.48	1.38
11	A5	302	CYC	CHB-C1B	4.54	1.48	1.38
11	K1	202	CYC	CHB-C1B	4.54	1.48	1.38
11	N2	302	CYC	CHB-C1B	4.54	1.48	1.38
11	C5	201	CYC	CHB-C1B	4.54	1.48	1.38
11	K5	201	CYC	CHB-C1B	4.54	1.48	1.38
11	M6	201	CYC	CHB-C1B	4.53	1.48	1.38
11	P6	201	CYC	CHB-C1B	4.53	1.48	1.38
11	K5	202	CYC	CHB-C1B	4.53	1.48	1.38
11	I1	202	CYC	CHB-C1B	4.53	1.48	1.38
11	D1	201	CYC	CHB-C1B	4.53	1.48	1.38
11	T1	201	CYC	CHB-C1B	4.53	1.48	1.38
11	V2	201	CYC	CHB-C1B	4.53	1.48	1.38
11	P1	202	CYC	CHB-C1B	4.53	1.48	1.38
11	a7	1001	CYC	CHB-C1B	4.53	1.48	1.38
11	X6	201	CYC	CHB-C1B	4.53	1.48	1.38
11	A1	301	CYC	CHB-C1B	4.53	1.48	1.38
11	U1	202	CYC	CHB-C1B	4.53	1.48	1.38
11	I2	201	CYC	CHB-C1B	4.53	1.48	1.38
11	N1	301	CYC	CHB-C1B	4.52	1.48	1.38
11	J3	201	CYC	CHB-C1B	4.52	1.48	1.38
11	K6	201	CYC	CHB-C1B	4.52	1.48	1.38
11	V1	201	CYC	CHB-C1B	4.52	1.48	1.38
11	X2	201	CYC	CHB-C1B	4.52	1.48	1.38
11	R1	201	CYC	CHB-C1B	4.52	1.48	1.38
11	M2	201	CYC	CHB-C1B	4.52	1.48	1.38
11	M5	202	CYC	CHB-C1B	4.52	1.48	1.38

Continued on next page...

Continued from previous page...

Mol	Chain	Res	Type	Atoms	Z	Observed(Å)	Ideal(Å)
11	N5	301	CYC	CHB-C1B	4.52	1.48	1.38
11	N6	302	CYC	CHB-C1B	4.52	1.48	1.38
11	U5	202	CYC	CHB-C1B	4.52	1.48	1.38
11	G1	201	CYC	CHB-C1B	4.52	1.48	1.38
11	M1	202	CYC	CHB-C1B	4.52	1.48	1.38
11	A2	301	CYC	CHB-C1B	4.52	1.48	1.38
11	C1	201	CYC	CHB-C1B	4.52	1.48	1.38
11	P1	201	CYC	CHB-C1B	4.52	1.48	1.38
11	K2	201	CYC	CHB-C1B	4.52	1.48	1.38
11	E2	201	CYC	CHB-C1B	4.51	1.48	1.38
11	t3	1001	CYC	CHB-C1B	4.51	1.48	1.38
11	V5	201	CYC	CHB-C1B	4.51	1.48	1.38
11	D5	201	CYC	CHB-C1B	4.51	1.48	1.38
11	R1	202	CYC	CHB-C1B	4.51	1.48	1.38
11	R5	202	CYC	CHB-C1B	4.51	1.48	1.38
11	R5	201	CYC	CHB-C1B	4.51	1.48	1.38
11	Z1	202	CYC	CHB-C1B	4.51	1.48	1.38
11	G5	201	CYC	CHB-C1B	4.50	1.48	1.38
11	P5	201	CYC	CHB-C1B	4.50	1.48	1.38
11	N6	301	CYC	CHB-C1B	4.50	1.48	1.38
11	W4	201	CYC	CHB-C1B	4.50	1.48	1.38
11	V6	201	CYC	CHB-C1B	4.50	1.48	1.38
11	A5	301	CYC	CHB-C1B	4.50	1.48	1.38
11	P5	202	CYC	CHB-C1B	4.50	1.48	1.38
11	G1	202	CYC	CHB-C1B	4.50	1.48	1.38
11	x3	1001	CYC	CHB-C1B	4.50	1.48	1.38
11	E6	201	CYC	CHB-C1B	4.50	1.48	1.38
11	n3	1001	CYC	CHB-C1B	4.49	1.48	1.38
11	N2	301	CYC	CHB-C1B	4.49	1.48	1.38
11	Z5	202	CYC	CHB-C1B	4.49	1.48	1.38
11	G5	202	CYC	CHB-C1B	4.49	1.48	1.38
11	r3	1001	CYC	CHB-C1B	4.49	1.48	1.38
11	H3	1001	CYC	CHB-C1B	4.49	1.48	1.38
11	W3	1001	CYC	CHB-C1B	4.48	1.48	1.38
11	l3	1001	CYC	CHB-C1B	4.48	1.48	1.38
11	v3	1001	CYC	CHB-C1B	4.48	1.48	1.38
11	M3	201	CYC	CHB-C1B	4.48	1.48	1.38
11	M4	201	CYC	CHB-C1B	4.48	1.48	1.38
11	l3	902	CYC	CHB-C1B	4.48	1.48	1.38
11	S3	1001	CYC	CHB-C1B	4.47	1.48	1.38
11	j3	1001	CYC	CHB-C1B	4.47	1.48	1.38
11	W8	201	CYC	CHB-C1B	4.47	1.48	1.38

Continued on next page...

Continued from previous page...

Mol	Chain	Res	Type	Atoms	Z	Observed(Å)	Ideal(Å)
11	Y4	201	CYC	CHB-C1B	4.47	1.48	1.38
11	I3	904	CYC	CHB-C1B	4.47	1.48	1.38
11	c3	1001	CYC	CHB-C1B	4.47	1.48	1.38
11	P8	203	CYC	CHB-C1B	4.47	1.48	1.38
11	I3	903	CYC	CHB-C1B	4.47	1.48	1.38
11	U8	201	CYC	CHB-C1B	4.47	1.48	1.38
11	M8	201	CYC	CHB-C1B	4.47	1.48	1.38
11	U3	1001	CYC	CHB-C1B	4.47	1.48	1.38
11	L8	201	CYC	CHB-C1B	4.46	1.48	1.38
11	L4	201	CYC	CHB-C1B	4.46	1.48	1.38
11	S8	201	CYC	CHB-C1B	4.46	1.48	1.38
11	O3	902	CYC	CHB-C1B	4.46	1.48	1.38
11	O3	1001	CYC	CHB-C1B	4.46	1.48	1.38
11	E8	203	CYC	CHB-C1B	4.46	1.48	1.38
11	e3	1001	CYC	CHB-C1B	4.45	1.48	1.38
11	z3	1001	CYC	CHB-C1B	4.45	1.48	1.38
11	G8	201	CYC	CHB-C1B	4.45	1.48	1.38
11	P4	203	CYC	CHB-C1B	4.45	1.48	1.38
11	p3	1001	CYC	CHB-C1B	4.45	1.48	1.38
11	G4	201	CYC	CHB-C1B	4.45	1.48	1.38
11	S4	201	CYC	CHB-C1B	4.45	1.48	1.38
11	D8	201	CYC	CHB-C1B	4.45	1.48	1.38
11	I8	203	CYC	CHB-C1B	4.45	1.48	1.38
11	E4	203	CYC	CHB-C1B	4.45	1.48	1.38
11	Y8	201	CYC	CHB-C1B	4.45	1.48	1.38
11	Q6	201	CYC	CHB-C1B	4.45	1.48	1.38
11	I4	203	CYC	CHB-C1B	4.44	1.48	1.38
11	U4	201	CYC	CHB-C1B	4.44	1.48	1.38
11	O4	201	CYC	CHB-C1B	4.44	1.48	1.38
11	L6	201	CYC	CHB-C1B	4.44	1.48	1.38
11	J6	201	CYC	CHB-C1B	4.44	1.48	1.38
11	O8	201	CYC	CHB-C1B	4.43	1.48	1.38
11	Q2	201	CYC	CHB-C1B	4.43	1.48	1.38
11	I2	203	CYC	CHB-C1B	4.42	1.48	1.38
11	D4	201	CYC	CHB-C1B	4.42	1.48	1.38
11	B2	201	CYC	CHB-C1B	4.42	1.48	1.38
11	V3	201	CYC	CHB-C1B	4.42	1.48	1.38
11	B6	201	CYC	CHB-C1B	4.42	1.48	1.38
11	N6	302	CYC	C1C-NC	-4.42	1.31	1.37
11	F6	201	CYC	CHB-C1B	4.41	1.48	1.38
11	H2	201	CYC	CHB-C1B	4.41	1.48	1.38
11	X6	201	CYC	C1C-NC	-4.41	1.31	1.37

Continued on next page...

Continued from previous page...

Mol	Chain	Res	Type	Atoms	Z	Observed(Å)	Ideal(Å)
11	H6	201	CYC	CHB-C1B	4.41	1.48	1.38
11	N2	302	CYC	C1C-NC	-4.41	1.31	1.37
11	K2	203	CYC	CHB-C1B	4.41	1.48	1.38
11	C6	203	CYC	CHB-C1B	4.40	1.48	1.38
11	U6	201	CYC	CHB-C1B	4.40	1.48	1.38
11	E2	203	CYC	CHB-C1B	4.40	1.48	1.38
11	W6	201	CYC	CHB-C1B	4.40	1.48	1.38
11	D2	201	CYC	CHB-C1B	4.40	1.48	1.38
11	R6	202	CYC	CHB-C1B	4.40	1.48	1.38
11	X2	203	CYC	CHB-C1B	4.40	1.48	1.38
11	W2	201	CYC	CHB-C1B	4.39	1.48	1.38
11	S2	201	CYC	CHB-C1B	4.39	1.48	1.38
11	Y6	201	CYC	CHB-C1B	4.39	1.48	1.38
11	m3	201	CYC	CHB-C1B	4.39	1.48	1.38
11	Z2	201	CYC	CHB-C1B	4.38	1.48	1.38
11	V6	201	CYC	C1C-NC	-4.38	1.31	1.37
11	V2	201	CYC	C1C-NC	-4.38	1.31	1.37
11	O6	201	CYC	CHB-C1B	4.37	1.48	1.38
11	T2	201	CYC	CHB-C1B	4.37	1.48	1.38
11	X2	201	CYC	C1C-NC	-4.37	1.31	1.37
11	w3	1001	CYC	CHB-C1B	4.37	1.48	1.38
11	G3	1001	CYC	CHB-C1B	4.37	1.48	1.38
11	M6	201	CYC	C1C-NC	-4.36	1.32	1.37
11	X3	1001	CYC	CHB-C1B	4.36	1.48	1.38
11	I3	1001	CYC	CHB-C1B	4.35	1.48	1.38
11	f3	1001	CYC	CHB-C1B	4.35	1.48	1.38
11	T3	1001	CYC	CHB-C1B	4.35	1.48	1.38
11	N3	1001	CYC	CHB-C1B	4.34	1.48	1.38
11	u3	1001	CYC	CHB-C1B	4.34	1.48	1.38
11	P3	1001	CYC	CHB-C1B	4.34	1.48	1.38
11	y3	1001	CYC	CHB-C1B	4.34	1.48	1.38
11	N2	301	CYC	C1C-NC	-4.34	1.32	1.37
11	s3	1001	CYC	CHB-C1B	4.34	1.48	1.38
11	K2	201	CYC	C1C-NC	-4.33	1.32	1.37
11	N6	301	CYC	C1C-NC	-4.33	1.32	1.37
11	R3	1001	CYC	CHB-C1B	4.33	1.48	1.38
11	M2	201	CYC	C1C-NC	-4.33	1.32	1.37
11	d3	1001	CYC	CHB-C1B	4.33	1.48	1.38
11	q3	1001	CYC	CHB-C1B	4.33	1.48	1.38
11	Z3	1001	CYC	CHB-C1B	4.33	1.48	1.38
11	o3	1001	CYC	CHB-C1B	4.32	1.48	1.38
11	K3	1001	CYC	CHB-C1B	4.32	1.48	1.38

Continued on next page...

Continued from previous page...

Mol	Chain	Res	Type	Atoms	Z	Observed(Å)	Ideal(Å)
11	C6	201	CYC	C1C-NC	-4.32	1.32	1.37
11	k3	1001	CYC	CHB-C1B	4.32	1.48	1.38
11	Z2	202	CYC	C1C-NC	-4.32	1.32	1.37
11	A4	301	CYC	C1C-NC	-4.31	1.32	1.37
11	Z6	201	CYC	C1C-NC	-4.31	1.32	1.37
11	i3	1001	CYC	CHB-C1B	4.31	1.48	1.38
11	E2	201	CYC	C1C-NC	-4.31	1.32	1.37
11	b3	1001	CYC	CHB-C1B	4.31	1.48	1.38
11	P6	201	CYC	C1C-NC	-4.30	1.32	1.37
11	P2	201	CYC	C1C-NC	-4.29	1.32	1.37
11	I2	201	CYC	C1C-NC	-4.29	1.32	1.37
11	K6	201	CYC	C1C-NC	-4.29	1.32	1.37
11	A2	301	CYC	C1C-NC	-4.29	1.32	1.37
11	I6	201	CYC	C1C-NC	-4.29	1.32	1.37
11	A8	301	CYC	C1C-NC	-4.29	1.32	1.37
11	K4	201	CYC	C1C-NC	-4.28	1.32	1.37
11	X8	201	CYC	C1C-NC	-4.28	1.32	1.37
11	K8	201	CYC	C1C-NC	-4.28	1.32	1.37
11	X1	202	CYC	C2A-C3A	4.28	1.45	1.36
11	U5	202	CYC	C2A-C3A	4.28	1.45	1.36
11	C2	201	CYC	C1C-NC	-4.28	1.32	1.37
11	I4	201	CYC	C1C-NC	-4.27	1.32	1.37
11	I8	201	CYC	C1C-NC	-4.27	1.32	1.37
11	E6	201	CYC	C1C-NC	-4.27	1.32	1.37
11	A6	301	CYC	C1C-NC	-4.27	1.32	1.37
11	G1	202	CYC	C2A-C3A	4.27	1.45	1.36
11	P1	202	CYC	C2A-C3A	4.27	1.45	1.36
11	X5	202	CYC	C2A-C3A	4.27	1.45	1.36
11	R1	202	CYC	C2A-C3A	4.27	1.45	1.36
11	P5	202	CYC	C2A-C3A	4.27	1.45	1.36
11	I5	202	CYC	C2A-C3A	4.26	1.45	1.36
11	I1	202	CYC	C2A-C3A	4.26	1.45	1.36
11	M1	202	CYC	C2A-C3A	4.26	1.45	1.36
11	P4	201	CYC	C1C-NC	-4.26	1.32	1.37
11	N4	301	CYC	C1C-NC	-4.26	1.32	1.37
11	G5	202	CYC	C2A-C3A	4.25	1.45	1.36
11	P8	201	CYC	C1C-NC	-4.25	1.32	1.37
11	M5	202	CYC	C2A-C3A	4.25	1.45	1.36
11	R5	202	CYC	C2A-C3A	4.25	1.45	1.36
11	K5	202	CYC	C2A-C3A	4.25	1.45	1.36
11	T5	201	CYC	C2A-C3A	4.24	1.45	1.36
11	K1	202	CYC	C2A-C3A	4.24	1.45	1.36

Continued on next page...

Continued from previous page...

Mol	Chain	Res	Type	Atoms	Z	Observed(Å)	Ideal(Å)
11	T1	201	CYC	C2A-C3A	4.24	1.45	1.36
11	X4	201	CYC	C1C-NC	-4.23	1.32	1.37
11	U1	202	CYC	C2A-C3A	4.23	1.45	1.36
11	C1	201	CYC	C2A-C3A	4.23	1.45	1.36
11	C5	201	CYC	C2A-C3A	4.23	1.45	1.36
11	E4	201	CYC	C1C-NC	-4.23	1.32	1.37
11	D1	201	CYC	C2A-C3A	4.22	1.45	1.36
11	E8	201	CYC	C1C-NC	-4.22	1.32	1.37
11	G8	202	CYC	C1C-NC	-4.22	1.32	1.37
11	Z4	201	CYC	C1C-NC	-4.22	1.32	1.37
11	V8	201	CYC	C1C-NC	-4.22	1.32	1.37
11	Z5	202	CYC	C2A-C3A	4.22	1.45	1.36
11	Z1	202	CYC	C2A-C3A	4.22	1.45	1.36
11	Z8	201	CYC	C1C-NC	-4.21	1.32	1.37
11	N8	301	CYC	C1C-NC	-4.21	1.32	1.37
11	V4	201	CYC	C1C-NC	-4.21	1.32	1.37
11	X5	203	CYC	CHB-C4A	4.20	1.50	1.40
11	H1	201	CYC	CHB-C4A	4.20	1.50	1.40
11	G4	202	CYC	C1C-NC	-4.20	1.32	1.37
11	H5	201	CYC	CHB-C4A	4.20	1.50	1.40
11	T8	201	CYC	C1C-NC	-4.19	1.32	1.37
11	D5	201	CYC	C2A-C3A	4.19	1.45	1.36
11	T4	201	CYC	C1C-NC	-4.19	1.32	1.37
11	M8	202	CYC	C1C-NC	-4.19	1.32	1.37
11	C5	202	CYC	CHB-C4A	4.19	1.50	1.40
11	M4	202	CYC	C1C-NC	-4.19	1.32	1.37
11	L5	201	CYC	CHB-C4A	4.18	1.50	1.40
11	X3	1001	CYC	C1C-NC	-4.17	1.32	1.37
11	S5	201	CYC	CHB-C4A	4.17	1.50	1.40
11	X1	203	CYC	CHB-C4A	4.17	1.50	1.40
11	U1	201	CYC	CHB-C4A	4.17	1.50	1.40
11	Q1	201	CYC	CHB-C4A	4.17	1.50	1.40
11	B6	201	CYC	C1C-NC	-4.17	1.32	1.37
11	F1	201	CYC	CHB-C4A	4.17	1.50	1.40
11	U5	201	CYC	CHB-C4A	4.17	1.50	1.40
11	S1	201	CYC	CHB-C4A	4.17	1.50	1.40
11	Q5	201	CYC	CHB-C4A	4.17	1.50	1.40
11	C1	202	CYC	CHB-C4A	4.16	1.50	1.40
11	O1	201	CYC	CHB-C4A	4.16	1.50	1.40
11	L1	201	CYC	CHB-C4A	4.16	1.50	1.40
11	J5	201	CYC	CHB-C4A	4.16	1.50	1.40
11	O5	201	CYC	CHB-C4A	4.15	1.50	1.40

Continued on next page...

Continued from previous page...

Mol	Chain	Res	Type	Atoms	Z	Observed(Å)	Ideal(Å)
11	J1	201	CYC	CHB-C4A	4.15	1.50	1.40
11	V1	202	CYC	CHB-C4A	4.15	1.50	1.40
11	F5	201	CYC	CHB-C4A	4.14	1.50	1.40
11	B5	201	CYC	CHB-C4A	4.14	1.50	1.40
11	b3	1001	CYC	C1C-NC	-4.14	1.32	1.37
11	J6	201	CYC	C1C-NC	-4.14	1.32	1.37
11	B1	201	CYC	CHB-C4A	4.13	1.50	1.40
11	f3	1001	CYC	C1C-NC	-4.13	1.32	1.37
11	B2	201	CYC	C1C-NC	-4.13	1.32	1.37
11	Q2	201	CYC	C1C-NC	-4.13	1.32	1.37
11	R6	202	CYC	C1C-NC	-4.13	1.32	1.37
11	l3	901	CYC	CHB-C1B	4.13	1.47	1.38
11	V5	202	CYC	CHB-C4A	4.13	1.50	1.40
11	E2	203	CYC	C1C-NC	-4.12	1.32	1.37
11	Y6	201	CYC	C1C-NC	-4.12	1.32	1.37
11	d3	1001	CYC	C1C-NC	-4.12	1.32	1.37
11	H6	201	CYC	C1C-NC	-4.12	1.32	1.37
11	T2	201	CYC	C1C-NC	-4.12	1.32	1.37
11	S2	201	CYC	C1C-NC	-4.12	1.32	1.37
11	o3	901	CYC	CHB-C1B	4.11	1.47	1.38
11	I2	203	CYC	C1C-NC	-4.10	1.32	1.37
11	K3	1001	CYC	C1C-NC	-4.10	1.32	1.37
11	u3	1001	CYC	C1C-NC	-4.10	1.32	1.37
11	F6	201	CYC	C1C-NC	-4.10	1.32	1.37
11	X2	203	CYC	C1C-NC	-4.10	1.32	1.37
11	W6	201	CYC	C1C-NC	-4.10	1.32	1.37
11	O6	201	CYC	C1C-NC	-4.09	1.32	1.37
11	H2	201	CYC	C1C-NC	-4.09	1.32	1.37
11	R3	1001	CYC	C1C-NC	-4.09	1.32	1.37
11	Z2	201	CYC	C1C-NC	-4.09	1.32	1.37
11	W2	201	CYC	C1C-NC	-4.09	1.32	1.37
11	Z3	1001	CYC	C1C-NC	-4.09	1.32	1.37
11	q3	1001	CYC	C1C-NC	-4.07	1.32	1.37
11	P3	1001	CYC	C1C-NC	-4.07	1.32	1.37
11	I3	1001	CYC	C1C-NC	-4.06	1.32	1.37
11	Q6	201	CYC	C1C-NC	-4.06	1.32	1.37
11	K2	203	CYC	C1C-NC	-4.06	1.32	1.37
11	C6	203	CYC	C1C-NC	-4.06	1.32	1.37
11	U6	201	CYC	C1C-NC	-4.06	1.32	1.37
11	y3	1001	CYC	C1C-NC	-4.05	1.32	1.37
11	T3	1001	CYC	C1C-NC	-4.05	1.32	1.37
11	w3	1001	CYC	C1C-NC	-4.05	1.32	1.37

Continued on next page...

Continued from previous page...

Mol	Chain	Res	Type	Atoms	Z	Observed(Å)	Ideal(Å)
11	N3	1001	CYC	C1C-NC	-4.05	1.32	1.37
11	i3	1001	CYC	C1C-NC	-4.04	1.32	1.37
11	D2	201	CYC	C1C-NC	-4.04	1.32	1.37
11	o3	1001	CYC	C1C-NC	-4.04	1.32	1.37
11	k3	1001	CYC	C1C-NC	-4.03	1.32	1.37
11	s3	1001	CYC	C1C-NC	-4.03	1.32	1.37
11	G4	202	CYC	CHB-C1B	4.03	1.47	1.38
11	G3	1001	CYC	C1C-NC	-4.03	1.32	1.37
11	A4	301	CYC	CHB-C1B	4.01	1.47	1.38
11	G8	202	CYC	CHB-C1B	4.01	1.47	1.38
11	M4	202	CYC	CHB-C1B	4.01	1.47	1.38
11	M8	202	CYC	CHB-C1B	4.01	1.47	1.38
11	V8	201	CYC	CHB-C1B	4.00	1.47	1.38
11	L6	201	CYC	C1C-NC	-4.00	1.32	1.37
11	K4	201	CYC	CHB-C1B	4.00	1.47	1.38
11	T8	201	CYC	CHB-C1B	4.00	1.47	1.38
11	N4	301	CYC	CHB-C1B	4.00	1.47	1.38
11	X4	201	CYC	CHB-C1B	4.00	1.47	1.38
11	V4	201	CYC	CHB-C1B	3.99	1.47	1.38
11	N8	301	CYC	CHB-C1B	3.99	1.47	1.38
11	E4	201	CYC	CHB-C1B	3.99	1.47	1.38
11	T4	201	CYC	CHB-C1B	3.99	1.47	1.38
11	Z4	201	CYC	CHB-C1B	3.99	1.47	1.38
11	E8	201	CYC	CHB-C1B	3.98	1.47	1.38
11	I8	201	CYC	CHB-C1B	3.98	1.47	1.38
11	K8	201	CYC	CHB-C1B	3.98	1.47	1.38
11	Z8	201	CYC	CHB-C1B	3.98	1.47	1.38
11	A8	301	CYC	CHB-C1B	3.98	1.47	1.38
11	P8	201	CYC	CHB-C1B	3.98	1.47	1.38
11	X8	201	CYC	CHB-C1B	3.97	1.47	1.38
11	I4	201	CYC	CHB-C1B	3.96	1.47	1.38
11	P4	201	CYC	CHB-C1B	3.96	1.47	1.38
11	g3	1001	CYC	CHB-C4A	3.95	1.49	1.40
11	U3	1001	CYC	C1C-NC	-3.94	1.32	1.37
11	Q3	1001	CYC	CHB-C4A	3.94	1.49	1.40
11	V7	1001	CYC	CHB-C4A	3.93	1.49	1.40
11	A7	1001	CYC	CHB-C4A	3.92	1.49	1.40
11	X7	1001	CYC	CHB-C4A	3.92	1.49	1.40
11	S7	1001	CYC	CHB-C4A	3.92	1.49	1.40
11	Q7	1001	CYC	CHB-C4A	3.92	1.49	1.40
11	H7	1001	CYC	CHB-C4A	3.92	1.49	1.40
11	L7	1001	CYC	CHB-C4A	3.92	1.49	1.40

Continued on next page...

Continued from previous page...

Mol	Chain	Res	Type	Atoms	Z	Observed(Å)	Ideal(Å)
11	C7	1001	CYC	CHB-C4A	3.91	1.49	1.40
11	E7	1001	CYC	CHB-C4A	3.91	1.49	1.40
11	Z7	1001	CYC	CHB-C4A	3.91	1.49	1.40
11	J7	1001	CYC	CHB-C4A	3.90	1.49	1.40
11	13	902	CYC	C1C-NC	-3.89	1.32	1.37
11	O7	1001	CYC	CHB-C4A	3.89	1.49	1.40
11	M4	201	CYC	C1C-NC	-3.88	1.32	1.37
11	x3	1001	CYC	C1C-NC	-3.88	1.32	1.37
11	M3	201	CYC	C1C-NC	-3.87	1.32	1.37
11	D4	201	CYC	C1C-NC	-3.87	1.32	1.37
11	O3	1001	CYC	C1C-NC	-3.86	1.32	1.37
11	U8	201	CYC	C1C-NC	-3.86	1.32	1.37
11	e3	1001	CYC	C1C-NC	-3.86	1.32	1.37
11	R5	201	CYC	CHB-C4A	3.86	1.49	1.40
11	l3	1001	CYC	C1C-NC	-3.86	1.32	1.37
11	U4	201	CYC	C1C-NC	-3.86	1.32	1.37
11	S3	1001	CYC	C1C-NC	-3.86	1.32	1.37
11	t3	1001	CYC	C1C-NC	-3.85	1.32	1.37
11	G8	201	CYC	C1C-NC	-3.85	1.32	1.37
11	g3	1001	CYC	C1C-NC	-3.85	1.32	1.37
11	p3	1001	CYC	C1C-NC	-3.85	1.32	1.37
11	Y8	201	CYC	C1C-NC	-3.85	1.32	1.37
11	13	904	CYC	C1C-NC	-3.85	1.32	1.37
11	G4	201	CYC	C1C-NC	-3.85	1.32	1.37
11	M8	201	CYC	C1C-NC	-3.85	1.32	1.37
11	j3	1001	CYC	C1C-NC	-3.85	1.32	1.37
11	I4	203	CYC	C1C-NC	-3.84	1.32	1.37
11	O4	201	CYC	C1C-NC	-3.84	1.32	1.37
11	K5	201	CYC	CHB-C4A	3.84	1.49	1.40
11	L4	201	CYC	C1C-NC	-3.84	1.32	1.37
11	n3	1001	CYC	C1C-NC	-3.84	1.32	1.37
11	Y4	201	CYC	C1C-NC	-3.83	1.32	1.37
11	R1	201	CYC	CHB-C4A	3.83	1.49	1.40
11	J3	201	CYC	C1C-NC	-3.83	1.32	1.37
11	G5	201	CYC	CHB-C4A	3.83	1.49	1.40
11	v3	1001	CYC	C1C-NC	-3.83	1.32	1.37
11	O8	201	CYC	C1C-NC	-3.83	1.32	1.37
11	I8	203	CYC	C1C-NC	-3.83	1.32	1.37
11	r3	1001	CYC	C1C-NC	-3.83	1.32	1.37
11	L8	201	CYC	C1C-NC	-3.83	1.32	1.37
11	G1	201	CYC	CHB-C4A	3.83	1.49	1.40
11	N5	301	CYC	CHB-C4A	3.83	1.49	1.40

Continued on next page...

Continued from previous page...

Mol	Chain	Res	Type	Atoms	Z	Observed(Å)	Ideal(Å)
11	A1	301	CYC	CHB-C4A	3.83	1.49	1.40
11	X5	201	CYC	CHB-C4A	3.83	1.49	1.40
11	13	903	CYC	C1C-NC	-3.83	1.32	1.37
11	D8	201	CYC	C1C-NC	-3.83	1.32	1.37
11	W8	201	CYC	C1C-NC	-3.83	1.32	1.37
11	03	902	CYC	CHB-C4A	3.82	1.49	1.40
11	A5	301	CYC	CHB-C4A	3.82	1.49	1.40
11	p3	1001	CYC	CHB-C4A	3.82	1.49	1.40
11	z3	1001	CYC	C1C-NC	-3.82	1.32	1.37
11	A5	302	CYC	CHB-C4A	3.82	1.49	1.40
11	P1	201	CYC	CHB-C4A	3.82	1.49	1.40
11	E8	203	CYC	C1C-NC	-3.82	1.32	1.37
11	K1	201	CYC	CHB-C4A	3.81	1.49	1.40
11	03	902	CYC	C1C-NC	-3.81	1.32	1.37
11	V1	201	CYC	CHB-C4A	3.81	1.49	1.40
11	M5	201	CYC	CHB-C4A	3.81	1.49	1.40
11	V5	201	CYC	CHB-C4A	3.81	1.49	1.40
11	N1	301	CYC	CHB-C4A	3.81	1.49	1.40
11	I5	201	CYC	CHB-C4A	3.81	1.49	1.40
11	A1	302	CYC	CHB-C4A	3.81	1.49	1.40
11	Z1	201	CYC	CHB-C4A	3.81	1.49	1.40
11	E4	203	CYC	C1C-NC	-3.81	1.32	1.37
11	I1	201	CYC	CHB-C4A	3.81	1.49	1.40
11	S3	1001	CYC	CHB-C4A	3.81	1.49	1.40
11	M1	201	CYC	CHB-C4A	3.80	1.49	1.40
11	X1	201	CYC	CHB-C4A	3.80	1.49	1.40
11	P5	201	CYC	CHB-C4A	3.80	1.49	1.40
11	Z5	201	CYC	CHB-C4A	3.80	1.49	1.40
11	H3	1001	CYC	C1C-NC	-3.80	1.32	1.37
11	M3	201	CYC	CHB-C4A	3.80	1.49	1.40
11	z3	1001	CYC	CHB-C4A	3.80	1.49	1.40
11	W4	201	CYC	C1C-NC	-3.80	1.32	1.37
11	13	903	CYC	CHB-C4A	3.80	1.49	1.40
11	13	904	CYC	CHB-C4A	3.79	1.49	1.40
11	13	902	CYC	CHB-C4A	3.79	1.49	1.40
11	c3	1001	CYC	C1C-NC	-3.79	1.32	1.37
11	j3	1001	CYC	CHB-C4A	3.79	1.49	1.40
11	e3	1001	CYC	CHB-C4A	3.79	1.49	1.40
11	l3	1001	CYC	CHB-C4A	3.79	1.49	1.40
11	A6	301	CYC	CHB-C4A	3.79	1.49	1.40
11	c3	1001	CYC	CHB-C4A	3.79	1.49	1.40
11	P8	203	CYC	C1C-NC	-3.79	1.32	1.37

Continued on next page...

Continued from previous page...

Mol	Chain	Res	Type	Atoms	Z	Observed(Å)	Ideal(Å)
11	W3	1001	CYC	CHB-C4A	3.78	1.49	1.40
11	O3	1001	CYC	CHB-C4A	3.78	1.49	1.40
11	n3	1001	CYC	CHB-C4A	3.78	1.49	1.40
11	x3	1001	CYC	CHB-C4A	3.78	1.49	1.40
11	W3	1001	CYC	C1C-NC	-3.78	1.32	1.37
11	N6	302	CYC	CHB-C4A	3.78	1.49	1.40
11	r3	1001	CYC	CHB-C4A	3.77	1.49	1.40
11	M2	201	CYC	CHB-C4A	3.77	1.49	1.40
11	S8	201	CYC	C1C-NC	-3.77	1.32	1.37
11	H3	1001	CYC	CHB-C4A	3.77	1.49	1.40
11	t3	1001	CYC	CHB-C4A	3.77	1.49	1.40
11	J3	201	CYC	CHB-C4A	3.77	1.49	1.40
11	Q3	1001	CYC	C1C-NC	-3.76	1.32	1.37
11	A2	301	CYC	CHB-C4A	3.76	1.49	1.40
11	U3	1001	CYC	CHB-C4A	3.76	1.49	1.40
11	v3	1001	CYC	CHB-C4A	3.76	1.49	1.40
11	M6	201	CYC	CHB-C4A	3.76	1.49	1.40
11	P4	203	CYC	C1C-NC	-3.76	1.32	1.37
11	K2	201	CYC	CHB-C4A	3.75	1.49	1.40
11	N2	302	CYC	CHB-C4A	3.75	1.49	1.40
11	I2	201	CYC	CHB-C4A	3.75	1.49	1.40
11	C6	201	CYC	CHB-C4A	3.75	1.49	1.40
11	P2	201	CYC	CHB-C4A	3.74	1.49	1.40
11	P6	201	CYC	CHB-C4A	3.74	1.49	1.40
11	E2	201	CYC	CHB-C4A	3.74	1.49	1.40
11	K6	201	CYC	CHB-C4A	3.74	1.49	1.40
11	A2	301	CYC	C2C-C1C	-3.74	1.48	1.52
11	G5	202	CYC	CHB-C4A	3.74	1.49	1.40
11	Z6	201	CYC	CHB-C4A	3.73	1.49	1.40
11	E6	201	CYC	CHB-C4A	3.73	1.49	1.40
11	C2	201	CYC	CHB-C4A	3.73	1.49	1.40
11	S4	201	CYC	C1C-NC	-3.72	1.32	1.37
11	N2	301	CYC	CHB-C4A	3.72	1.49	1.40
11	T7	1001	CYC	CHB-C4A	3.72	1.49	1.40
11	N6	301	CYC	CHB-C4A	3.72	1.49	1.40
11	I6	201	CYC	CHB-C4A	3.72	1.49	1.40
11	V6	201	CYC	CHB-C4A	3.72	1.49	1.40
11	W7	1001	CYC	CHB-C4A	3.71	1.49	1.40
11	Z2	202	CYC	CHB-C4A	3.71	1.49	1.40
11	X6	201	CYC	CHB-C4A	3.71	1.49	1.40
11	P7	1001	CYC	CHB-C4A	3.71	1.49	1.40
11	C2	201	CYC	C2C-C1C	-3.71	1.48	1.52

Continued on next page...

Continued from previous page...

Mol	Chain	Res	Type	Atoms	Z	Observed(Å)	Ideal(Å)
11	K1	202	CYC	CHB-C4A	3.71	1.49	1.40
11	X2	201	CYC	CHB-C4A	3.71	1.49	1.40
11	A6	301	CYC	C2C-C1C	-3.71	1.48	1.52
11	G1	202	CYC	CHB-C4A	3.71	1.49	1.40
11	D7	1001	CYC	CHB-C4A	3.71	1.49	1.40
11	C6	201	CYC	C2C-C1C	-3.71	1.48	1.52
11	M7	1001	CYC	CHB-C4A	3.70	1.49	1.40
11	V2	201	CYC	CHB-C4A	3.70	1.49	1.40
11	a7	1001	CYC	CHB-C4A	3.70	1.49	1.40
11	F7	1001	CYC	CHB-C4A	3.70	1.49	1.40
11	Y7	1001	CYC	CHB-C4A	3.70	1.49	1.40
11	C5	201	CYC	CHB-C4A	3.70	1.49	1.40
11	I1	202	CYC	CHB-C4A	3.69	1.49	1.40
11	R5	202	CYC	CHB-C4A	3.69	1.49	1.40
11	K7	1001	CYC	CHB-C4A	3.69	1.49	1.40
11	I6	201	CYC	C2C-C1C	-3.69	1.48	1.52
11	X1	202	CYC	CHB-C4A	3.69	1.49	1.40
11	K5	202	CYC	CHB-C4A	3.68	1.49	1.40
11	E6	201	CYC	C2C-C1C	-3.68	1.48	1.52
11	B7	1001	CYC	CHB-C4A	3.68	1.49	1.40
11	M2	201	CYC	C2C-C1C	-3.68	1.48	1.52
11	N6	301	CYC	C2C-C1C	-3.68	1.48	1.52
11	M6	201	CYC	C2C-C1C	-3.68	1.48	1.52
11	P5	202	CYC	CHB-C4A	3.68	1.49	1.40
11	C1	201	CYC	CHB-C4A	3.68	1.49	1.40
11	I2	201	CYC	C2C-C1C	-3.68	1.48	1.52
11	U1	202	CYC	CHB-C4A	3.68	1.49	1.40
11	U5	202	CYC	CHB-C4A	3.67	1.49	1.40
11	E2	201	CYC	C2C-C1C	-3.67	1.48	1.52
11	R1	202	CYC	CHB-C4A	3.67	1.49	1.40
11	I5	202	CYC	CHB-C4A	3.67	1.49	1.40
11	Z1	202	CYC	CHB-C4A	3.67	1.49	1.40
11	I7	1001	CYC	CHB-C4A	3.67	1.49	1.40
11	D5	201	CYC	CHB-C4A	3.67	1.49	1.40
11	D1	201	CYC	CHB-C4A	3.66	1.49	1.40
11	X5	202	CYC	CHB-C4A	3.66	1.49	1.40
11	Z5	202	CYC	CHB-C4A	3.66	1.49	1.40
11	P1	202	CYC	CHB-C4A	3.66	1.49	1.40
11	R7	1001	CYC	CHB-C4A	3.66	1.49	1.40
11	M5	202	CYC	CHB-C4A	3.66	1.49	1.40
11	K6	201	CYC	C2C-C1C	-3.66	1.48	1.52
11	T1	201	CYC	CHB-C4A	3.66	1.49	1.40

Continued on next page...

Continued from previous page...

Mol	Chain	Res	Type	Atoms	Z	Observed(Å)	Ideal(Å)
11	T5	201	CYC	CHB-C4A	3.66	1.49	1.40
11	N2	302	CYC	C2C-C1C	-3.65	1.48	1.52
11	V6	201	CYC	C2C-C1C	-3.64	1.48	1.52
11	M1	202	CYC	CHB-C4A	3.64	1.48	1.40
11	K2	201	CYC	C2C-C1C	-3.63	1.48	1.52
11	Z2	202	CYC	C2C-C1C	-3.63	1.48	1.52
11	m3	201	CYC	CHB-C4A	3.63	1.48	1.40
11	V3	201	CYC	CHB-C4A	3.62	1.48	1.40
11	N2	301	CYC	C2C-C1C	-3.62	1.48	1.52
11	N6	302	CYC	C2C-C1C	-3.62	1.48	1.52
11	V2	201	CYC	C2C-C1C	-3.61	1.48	1.52
11	P6	201	CYC	C2C-C1C	-3.60	1.48	1.52
11	P2	201	CYC	C2C-C1C	-3.60	1.48	1.52
11	X6	201	CYC	C2C-C1C	-3.59	1.48	1.52
11	X2	201	CYC	C2C-C1C	-3.59	1.48	1.52
11	k3	1001	CYC	CHB-C4A	3.57	1.48	1.40
11	Z6	201	CYC	C2C-C1C	-3.56	1.48	1.52
11	u3	1001	CYC	CHB-C4A	3.56	1.48	1.40
11	f3	1001	CYC	CHB-C4A	3.56	1.48	1.40
11	K3	1001	CYC	CHB-C4A	3.55	1.48	1.40
11	q3	1001	CYC	CHB-C4A	3.55	1.48	1.40
11	P5	202	CYC	C3D-C2D	3.54	1.48	1.37
11	C5	201	CYC	C3D-C2D	3.54	1.48	1.37
11	V3	201	CYC	C1C-NC	-3.54	1.33	1.37
11	I1	202	CYC	C3D-C2D	3.54	1.48	1.37
11	d3	1001	CYC	CHB-C4A	3.54	1.48	1.40
11	m3	201	CYC	C1C-NC	-3.54	1.33	1.37
11	G5	202	CYC	C3D-C2D	3.54	1.48	1.37
11	G1	202	CYC	C3D-C2D	3.54	1.48	1.37
11	b3	1001	CYC	CHB-C4A	3.54	1.48	1.40
11	T3	1001	CYC	CHB-C4A	3.54	1.48	1.40
11	P3	1001	CYC	CHB-C4A	3.54	1.48	1.40
11	w3	1001	CYC	CHB-C4A	3.54	1.48	1.40
11	D5	201	CYC	C3D-C2D	3.54	1.48	1.37
11	M5	202	CYC	C3D-C2D	3.54	1.48	1.37
11	Z3	1001	CYC	CHB-C4A	3.54	1.48	1.40
11	I5	202	CYC	C3D-C2D	3.54	1.48	1.37
11	T1	201	CYC	C3D-C2D	3.54	1.48	1.37
11	D1	201	CYC	C3D-C2D	3.53	1.48	1.37
11	y3	1001	CYC	CHB-C4A	3.53	1.48	1.40
11	P1	202	CYC	C3D-C2D	3.53	1.48	1.37
11	X3	1001	CYC	CHB-C4A	3.53	1.48	1.40

Continued on next page...

Continued from previous page...

Mol	Chain	Res	Type	Atoms	Z	Observed(Å)	Ideal(Å)
11	R5	202	CYC	C3D-C2D	3.53	1.48	1.37
11	N3	1001	CYC	CHB-C4A	3.53	1.48	1.40
11	i3	1001	CYC	CHB-C4A	3.53	1.48	1.40
11	C1	201	CYC	C3D-C2D	3.53	1.48	1.37
11	G3	1001	CYC	CHB-C4A	3.53	1.48	1.40
11	M1	202	CYC	C3D-C2D	3.53	1.48	1.37
11	U5	202	CYC	C3D-C2D	3.53	1.48	1.37
11	R3	1001	CYC	CHB-C4A	3.53	1.48	1.40
11	R1	202	CYC	C3D-C2D	3.52	1.48	1.37
11	o3	1001	CYC	CHB-C4A	3.52	1.48	1.40
11	Z5	202	CYC	C3D-C2D	3.52	1.48	1.37
11	I3	1001	CYC	CHB-C4A	3.52	1.48	1.40
11	T5	201	CYC	C3D-C2D	3.52	1.48	1.37
11	s3	1001	CYC	CHB-C4A	3.52	1.48	1.40
11	U1	202	CYC	C3D-C2D	3.52	1.48	1.37
11	Z1	202	CYC	C3D-C2D	3.52	1.48	1.37
11	K1	202	CYC	C3D-C2D	3.52	1.48	1.37
11	X1	202	CYC	C3D-C2D	3.52	1.48	1.37
11	K5	202	CYC	C3D-C2D	3.52	1.48	1.37
11	X5	202	CYC	C3D-C2D	3.51	1.48	1.37
11	03	901	CYC	CHB-C4A	3.51	1.48	1.40
11	13	901	CYC	CHB-C4A	3.49	1.48	1.40
11	I4	201	CYC	CHB-C4A	3.48	1.48	1.40
11	Z5	201	CYC	C2C-C1C	-3.47	1.49	1.52
11	M4	202	CYC	CHB-C4A	3.47	1.48	1.40
11	V4	201	CYC	CHB-C4A	3.46	1.48	1.40
11	V8	201	CYC	CHB-C4A	3.46	1.48	1.40
11	M8	202	CYC	CHB-C4A	3.45	1.48	1.40
11	K8	201	CYC	CHB-C4A	3.45	1.48	1.40
11	N4	301	CYC	CHB-C4A	3.45	1.48	1.40
11	I8	201	CYC	CHB-C4A	3.45	1.48	1.40
11	Z4	201	CYC	CHB-C4A	3.45	1.48	1.40
11	N8	301	CYC	CHB-C4A	3.44	1.48	1.40
11	P8	201	CYC	CHB-C4A	3.44	1.48	1.40
11	R6	202	CYC	CHB-C4A	3.44	1.48	1.40
11	T8	201	CYC	CHB-C4A	3.43	1.48	1.40
11	Z8	201	CYC	CHB-C4A	3.43	1.48	1.40
11	A8	301	CYC	CHB-C4A	3.43	1.48	1.40
11	E8	201	CYC	CHB-C4A	3.43	1.48	1.40
11	L7	1001	CYC	C1C-NC	-3.43	1.33	1.37
11	X8	201	CYC	CHB-C4A	3.43	1.48	1.40
11	P4	201	CYC	CHB-C4A	3.43	1.48	1.40

Continued on next page...

Continued from previous page...

Mol	Chain	Res	Type	Atoms	Z	Observed(Å)	Ideal(Å)
11	E7	1001	CYC	C1C-NC	-3.42	1.33	1.37
11	A1	301	CYC	C2C-C1C	-3.42	1.49	1.52
11	S7	1001	CYC	C1C-NC	-3.42	1.33	1.37
11	T4	201	CYC	CHB-C4A	3.42	1.48	1.40
11	G8	202	CYC	CHB-C4A	3.42	1.48	1.40
11	H7	1001	CYC	C1C-NC	-3.42	1.33	1.37
11	X4	201	CYC	CHB-C4A	3.42	1.48	1.40
11	V3	201	CYC	C3D-C2D	3.42	1.47	1.37
11	K4	201	CYC	CHB-C4A	3.42	1.48	1.40
11	03	901	CYC	C3D-C2D	3.41	1.47	1.37
11	V7	1001	CYC	C1C-NC	-3.41	1.33	1.37
11	A5	301	CYC	C2C-C1C	-3.41	1.49	1.52
11	C7	1001	CYC	C1C-NC	-3.41	1.33	1.37
11	C6	203	CYC	CHB-C4A	3.41	1.48	1.40
11	O7	1001	CYC	C1C-NC	-3.41	1.33	1.37
11	A4	301	CYC	CHB-C4A	3.41	1.48	1.40
11	m3	201	CYC	C3D-C2D	3.40	1.47	1.37
11	E4	201	CYC	CHB-C4A	3.40	1.48	1.40
11	A7	1001	CYC	C1C-NC	-3.40	1.33	1.37
11	G4	202	CYC	CHB-C4A	3.40	1.48	1.40
11	Z7	1001	CYC	C1C-NC	-3.40	1.33	1.37
11	O6	201	CYC	CHB-C4A	3.40	1.48	1.40
11	X2	203	CYC	CHB-C4A	3.40	1.48	1.40
11	S2	201	CYC	CHB-C4A	3.39	1.48	1.40
11	13	901	CYC	C3D-C2D	3.39	1.47	1.37
11	W2	201	CYC	CHB-C4A	3.39	1.48	1.40
11	D2	201	CYC	CHB-C4A	3.39	1.48	1.40
11	E2	203	CYC	CHB-C4A	3.39	1.48	1.40
11	K2	203	CYC	CHB-C4A	3.39	1.48	1.40
11	T2	201	CYC	CHB-C4A	3.39	1.48	1.40
11	G5	201	CYC	C2C-C1C	-3.39	1.49	1.52
11	N5	301	CYC	C2C-C1C	-3.39	1.49	1.52
11	J7	1001	CYC	C1C-NC	-3.38	1.33	1.37
11	H6	201	CYC	CHB-C4A	3.38	1.48	1.40
11	Z1	201	CYC	C2C-C1C	-3.38	1.49	1.52
11	X7	1001	CYC	C1C-NC	-3.38	1.33	1.37
11	G1	201	CYC	C2C-C1C	-3.38	1.49	1.52
11	N1	301	CYC	C2C-C1C	-3.38	1.49	1.52
11	G5	202	CYC	C1C-NC	-3.38	1.33	1.37
11	L6	201	CYC	CHB-C4A	3.38	1.48	1.40
11	H2	201	CYC	CHB-C4A	3.37	1.48	1.40
11	I2	203	CYC	CHB-C4A	3.37	1.48	1.40

Continued on next page...

Continued from previous page...

Mol	Chain	Res	Type	Atoms	Z	Observed(Å)	Ideal(Å)
11	T1	201	CYC	C1C-NC	-3.37	1.33	1.37
11	I1	202	CYC	C1C-NC	-3.37	1.33	1.37
11	Y6	201	CYC	CHB-C4A	3.37	1.48	1.40
11	M1	201	CYC	C2C-C1C	-3.37	1.49	1.52
11	Z2	201	CYC	CHB-C4A	3.37	1.48	1.40
11	U6	201	CYC	CHB-C4A	3.37	1.48	1.40
11	A5	302	CYC	C2C-C1C	-3.37	1.49	1.52
11	F6	201	CYC	CHB-C4A	3.37	1.48	1.40
11	Q2	201	CYC	CHB-C4A	3.36	1.48	1.40
11	J6	201	CYC	CHB-C4A	3.36	1.48	1.40
11	G1	202	CYC	C1C-NC	-3.36	1.33	1.37
11	V1	201	CYC	C2C-C1C	-3.36	1.49	1.52
11	X5	201	CYC	C2C-C1C	-3.36	1.49	1.52
11	B2	201	CYC	CHB-C4A	3.36	1.48	1.40
11	W6	201	CYC	CHB-C4A	3.36	1.48	1.40
11	C5	201	CYC	C1C-NC	-3.36	1.33	1.37
11	I5	202	CYC	C1C-NC	-3.36	1.33	1.37
11	Q6	201	CYC	CHB-C4A	3.35	1.48	1.40
11	B6	201	CYC	CHB-C4A	3.35	1.48	1.40
11	P5	201	CYC	C2C-C1C	-3.34	1.49	1.52
11	T5	201	CYC	C1C-NC	-3.34	1.33	1.37
11	I1	201	CYC	C2C-C1C	-3.34	1.49	1.52
11	R1	202	CYC	C1C-NC	-3.34	1.33	1.37
11	M5	202	CYC	C1C-NC	-3.34	1.33	1.37
11	K4	201	CYC	OB-C4B	3.33	1.29	1.23
11	A1	302	CYC	C2C-C1C	-3.33	1.49	1.52
11	Q7	1001	CYC	C1C-NC	-3.33	1.33	1.37
11	X1	201	CYC	C2C-C1C	-3.32	1.49	1.52
11	U1	202	CYC	C1C-NC	-3.32	1.33	1.37
11	Q5	201	CYC	C3D-C2D	3.32	1.47	1.37
11	M5	201	CYC	C2C-C1C	-3.32	1.49	1.52
11	X5	202	CYC	C1C-NC	-3.32	1.33	1.37
11	C1	201	CYC	C1C-NC	-3.32	1.33	1.37
11	U5	202	CYC	C1C-NC	-3.31	1.33	1.37
11	V5	201	CYC	C2C-C1C	-3.31	1.49	1.52
11	D5	201	CYC	C1C-NC	-3.31	1.33	1.37
11	X1	202	CYC	C1C-NC	-3.31	1.33	1.37
11	V5	202	CYC	C3D-C2D	3.31	1.47	1.37
11	V1	202	CYC	C3D-C2D	3.31	1.47	1.37
11	T4	201	CYC	OB-C4B	3.31	1.29	1.23
11	Q1	201	CYC	C3D-C2D	3.30	1.47	1.37
11	K1	202	CYC	C1C-NC	-3.30	1.33	1.37

Continued on next page...

Continued from previous page...

Mol	Chain	Res	Type	Atoms	Z	Observed(Å)	Ideal(Å)
11	Z1	202	CYC	C1C-NC	-3.30	1.33	1.37
11	K8	201	CYC	OB-C4B	3.30	1.29	1.23
11	D1	201	CYC	C1C-NC	-3.30	1.33	1.37
11	T8	201	CYC	OB-C4B	3.30	1.29	1.23
11	R1	201	CYC	C2C-C1C	-3.30	1.49	1.52
11	R5	202	CYC	C1C-NC	-3.30	1.33	1.37
11	L1	201	CYC	C3D-C2D	3.30	1.47	1.37
11	Q3	1001	CYC	C2C-C1C	-3.30	1.49	1.52
11	L5	201	CYC	C3D-C2D	3.29	1.47	1.37
11	E4	201	CYC	OB-C4B	3.29	1.29	1.23
11	J1	201	CYC	C3D-C2D	3.29	1.47	1.37
11	Z5	202	CYC	C1C-NC	-3.29	1.33	1.37
11	O1	201	CYC	C3D-C2D	3.29	1.47	1.37
11	O5	201	CYC	C3D-C2D	3.29	1.47	1.37
11	X5	203	CYC	C3D-C2D	3.29	1.47	1.37
11	U4	201	CYC	CHB-C4A	3.29	1.48	1.40
11	J5	201	CYC	C3D-C2D	3.29	1.47	1.37
11	M4	202	CYC	C2C-C1C	-3.28	1.49	1.52
11	I5	201	CYC	C2C-C1C	-3.28	1.49	1.52
11	D4	201	CYC	C3D-C2D	3.28	1.47	1.37
11	S1	201	CYC	C3D-C2D	3.28	1.47	1.37
11	V4	201	CYC	OB-C4B	3.28	1.29	1.23
11	M1	202	CYC	C1C-NC	-3.28	1.33	1.37
11	K1	201	CYC	C2C-C1C	-3.28	1.49	1.52
11	P1	201	CYC	C2C-C1C	-3.28	1.49	1.52
11	B1	201	CYC	C3D-C2D	3.28	1.47	1.37
11	B5	201	CYC	C3D-C2D	3.28	1.47	1.37
11	K5	202	CYC	C1C-NC	-3.28	1.33	1.37
11	X1	203	CYC	C3D-C2D	3.28	1.47	1.37
11	P8	201	CYC	OB-C4B	3.28	1.29	1.23
11	S5	201	CYC	C3D-C2D	3.27	1.47	1.37
11	G4	201	CYC	C3D-C2D	3.27	1.47	1.37
11	E8	201	CYC	OB-C4B	3.27	1.29	1.23
11	C1	202	CYC	C3D-C2D	3.27	1.47	1.37
11	I4	201	CYC	OB-C4B	3.27	1.29	1.23
11	U1	201	CYC	C3D-C2D	3.27	1.47	1.37
11	H5	201	CYC	C3D-C2D	3.27	1.47	1.37
11	I8	201	CYC	OB-C4B	3.27	1.29	1.23
11	H1	201	CYC	C3D-C2D	3.26	1.47	1.37
11	U8	201	CYC	CHB-C4A	3.26	1.48	1.40
11	D4	201	CYC	CHB-C4A	3.26	1.48	1.40
11	P4	201	CYC	OB-C4B	3.26	1.29	1.23

Continued on next page...

Continued from previous page...

Mol	Chain	Res	Type	Atoms	Z	Observed(Å)	Ideal(Å)
11	U4	201	CYC	C3D-C2D	3.26	1.47	1.37
11	D8	201	CYC	C3D-C2D	3.26	1.47	1.37
11	X4	201	CYC	OB-C4B	3.26	1.29	1.23
11	F1	201	CYC	C3D-C2D	3.26	1.47	1.37
11	L4	201	CYC	C3D-C2D	3.25	1.47	1.37
11	V8	201	CYC	OB-C4B	3.25	1.29	1.23
11	M8	202	CYC	C2C-C1C	-3.25	1.49	1.52
11	D8	201	CYC	CHB-C4A	3.25	1.48	1.40
11	Z8	201	CYC	OB-C4B	3.25	1.29	1.23
11	P1	202	CYC	C1C-NC	-3.25	1.33	1.37
11	P5	202	CYC	C1C-NC	-3.25	1.33	1.37
11	C5	202	CYC	C3D-C2D	3.25	1.47	1.37
11	R5	201	CYC	C2C-C1C	-3.25	1.49	1.52
11	L4	201	CYC	CHB-C4A	3.25	1.48	1.40
11	G8	201	CYC	C3D-C2D	3.25	1.47	1.37
11	P4	203	CYC	CHB-C4A	3.25	1.48	1.40
11	A8	301	CYC	OB-C4B	3.25	1.29	1.23
11	U8	201	CYC	C3D-C2D	3.25	1.47	1.37
11	X8	201	CYC	OB-C4B	3.24	1.29	1.23
11	U5	201	CYC	C3D-C2D	3.24	1.47	1.37
11	E4	203	CYC	CHB-C4A	3.24	1.48	1.40
11	I4	203	CYC	C3D-C2D	3.24	1.47	1.37
11	I8	203	CYC	CHB-C4A	3.24	1.48	1.40
11	K5	201	CYC	C2C-C1C	-3.24	1.49	1.52
11	G4	202	CYC	OB-C4B	3.24	1.29	1.23
11	g3	1001	CYC	C3D-C2D	3.24	1.47	1.37
11	E4	201	CYC	C2C-C1C	-3.24	1.49	1.52
11	V4	201	CYC	C2C-C1C	-3.24	1.49	1.52
11	G8	202	CYC	OB-C4B	3.24	1.29	1.23
11	I4	203	CYC	CHB-C4A	3.24	1.48	1.40
11	F5	201	CYC	C3D-C2D	3.24	1.47	1.37
11	M4	201	CYC	CHB-C4A	3.24	1.48	1.40
11	L8	201	CYC	C3D-C2D	3.23	1.47	1.37
11	W4	201	CYC	C3D-C2D	3.23	1.47	1.37
11	M8	202	CYC	OB-C4B	3.23	1.29	1.23
11	S8	201	CYC	CHB-C4A	3.23	1.48	1.40
11	Q3	1001	CYC	C3D-C2D	3.23	1.47	1.37
11	G4	201	CYC	CHB-C4A	3.23	1.48	1.40
11	Y8	201	CYC	CHB-C4A	3.23	1.48	1.40
11	E8	203	CYC	C3D-C2D	3.23	1.47	1.37
11	P8	203	CYC	CHB-C4A	3.23	1.48	1.40
11	S4	201	CYC	CHB-C4A	3.23	1.48	1.40

Continued on next page...

Continued from previous page...

Mol	Chain	Res	Type	Atoms	Z	Observed(Å)	Ideal(Å)
11	N8	301	CYC	C2C-C1C	-3.23	1.49	1.52
11	A4	301	CYC	OB-C4B	3.23	1.29	1.23
11	E4	203	CYC	C3D-C2D	3.23	1.47	1.37
11	W8	201	CYC	C3D-C2D	3.22	1.47	1.37
11	L8	201	CYC	CHB-C4A	3.22	1.48	1.40
11	I8	203	CYC	C3D-C2D	3.22	1.47	1.37
11	G8	201	CYC	CHB-C4A	3.22	1.48	1.40
11	M8	201	CYC	CHB-C4A	3.22	1.48	1.40
11	O8	201	CYC	C3D-C2D	3.22	1.47	1.37
11	E8	203	CYC	CHB-C4A	3.22	1.48	1.40
11	N8	301	CYC	OB-C4B	3.22	1.29	1.23
11	S8	201	CYC	C3D-C2D	3.22	1.47	1.37
11	P8	203	CYC	C3D-C2D	3.22	1.47	1.37
11	W8	201	CYC	CHB-C4A	3.21	1.47	1.40
11	Z4	201	CYC	OB-C4B	3.21	1.29	1.23
11	N4	301	CYC	OB-C4B	3.21	1.29	1.23
11	O4	201	CYC	C3D-C2D	3.21	1.47	1.37
11	M4	202	CYC	OB-C4B	3.21	1.29	1.23
11	V3	201	CYC	C2C-C1C	-3.21	1.49	1.52
11	V8	201	CYC	C2C-C1C	-3.21	1.49	1.52
11	X4	201	CYC	C2C-C1C	-3.21	1.49	1.52
11	Z4	201	CYC	C2C-C1C	-3.21	1.49	1.52
11	S4	201	CYC	C3D-C2D	3.21	1.47	1.37
11	Y8	201	CYC	C3D-C2D	3.21	1.47	1.37
11	P4	203	CYC	C3D-C2D	3.21	1.47	1.37
11	I3	901	CYC	C1C-NC	-3.21	1.33	1.37
11	W4	201	CYC	CHB-C4A	3.21	1.47	1.40
11	A4	301	CYC	C2C-C1C	-3.21	1.49	1.52
11	O8	201	CYC	CHB-C4A	3.21	1.47	1.40
11	P4	201	CYC	C2C-C1C	-3.20	1.49	1.52
11	Z8	201	CYC	C2C-C1C	-3.20	1.49	1.52
11	M8	201	CYC	C3D-C2D	3.20	1.47	1.37
11	M4	201	CYC	C3D-C2D	3.19	1.47	1.37
11	A8	301	CYC	C2C-C1C	-3.19	1.49	1.52
11	Y4	201	CYC	C3D-C2D	3.19	1.47	1.37
11	E8	201	CYC	C2C-C1C	-3.19	1.49	1.52
11	T8	201	CYC	C2C-C1C	-3.19	1.49	1.52
11	G8	202	CYC	C2C-C1C	-3.19	1.49	1.52
11	m3	201	CYC	C2C-C1C	-3.19	1.49	1.52
11	Y4	201	CYC	CHB-C4A	3.18	1.47	1.40
11	O3	901	CYC	C1C-NC	-3.18	1.33	1.37
11	P8	201	CYC	C2C-C1C	-3.18	1.49	1.52

Continued on next page...

Continued from previous page...

Mol	Chain	Res	Type	Atoms	Z	Observed(Å)	Ideal(Å)
11	O4	201	CYC	CHB-C4A	3.18	1.47	1.40
11	g3	1001	CYC	C2C-C1C	-3.18	1.49	1.52
11	G4	202	CYC	C2C-C1C	-3.17	1.49	1.52
11	N4	301	CYC	C2C-C1C	-3.16	1.49	1.52
11	v3	1001	CYC	C3D-C2D	3.16	1.47	1.37
11	J3	201	CYC	C3D-C2D	3.16	1.47	1.37
11	U3	1001	CYC	C3D-C2D	3.16	1.47	1.37
11	t3	1001	CYC	C3D-C2D	3.16	1.47	1.37
11	K4	201	CYC	C2C-C1C	-3.16	1.49	1.52
11	T4	201	CYC	C2C-C1C	-3.16	1.49	1.52
11	z3	1001	CYC	C3D-C2D	3.16	1.47	1.37
11	c3	1001	CYC	C3D-C2D	3.16	1.47	1.37
11	03	902	CYC	C3D-C2D	3.15	1.47	1.37
11	S7	1001	CYC	C3D-C2D	3.15	1.47	1.37
11	13	903	CYC	C3D-C2D	3.15	1.47	1.37
11	13	904	CYC	C3D-C2D	3.15	1.47	1.37
11	p3	1001	CYC	C3D-C2D	3.15	1.47	1.37
11	W3	1001	CYC	C3D-C2D	3.14	1.47	1.37
11	l3	1001	CYC	C3D-C2D	3.14	1.47	1.37
11	e3	1001	CYC	C3D-C2D	3.14	1.47	1.37
11	H3	1001	CYC	C3D-C2D	3.14	1.47	1.37
11	B7	1001	CYC	C3D-C2D	3.14	1.47	1.37
11	j3	1001	CYC	C3D-C2D	3.14	1.47	1.37
11	x3	1001	CYC	C3D-C2D	3.14	1.47	1.37
11	O3	1001	CYC	C3D-C2D	3.14	1.47	1.37
11	R7	1001	CYC	C3D-C2D	3.13	1.47	1.37
11	J7	1001	CYC	C3D-C2D	3.13	1.46	1.37
11	n3	1001	CYC	C3D-C2D	3.13	1.46	1.37
11	L7	1001	CYC	C3D-C2D	3.13	1.46	1.37
11	E7	1001	CYC	C3D-C2D	3.13	1.46	1.37
11	Z7	1001	CYC	C3D-C2D	3.13	1.46	1.37
11	X8	201	CYC	C2C-C1C	-3.13	1.49	1.52
11	S3	1001	CYC	C3D-C2D	3.13	1.46	1.37
11	13	902	CYC	C3D-C2D	3.13	1.46	1.37
11	K8	201	CYC	C2C-C1C	-3.12	1.49	1.52
11	M3	201	CYC	C3D-C2D	3.12	1.46	1.37
11	F7	1001	CYC	C3D-C2D	3.12	1.46	1.37
11	M7	1001	CYC	C3D-C2D	3.12	1.46	1.37
11	Y7	1001	CYC	C3D-C2D	3.12	1.46	1.37
11	r3	1001	CYC	C3D-C2D	3.12	1.46	1.37
11	I7	1001	CYC	C3D-C2D	3.12	1.46	1.37
11	C7	1001	CYC	C3D-C2D	3.12	1.46	1.37

Continued on next page...

Continued from previous page...

Mol	Chain	Res	Type	Atoms	Z	Observed(Å)	Ideal(Å)
11	O7	1001	CYC	C3D-C2D	3.11	1.46	1.37
11	K7	1001	CYC	C3D-C2D	3.11	1.46	1.37
11	X7	1001	CYC	C3D-C2D	3.11	1.46	1.37
11	I4	201	CYC	C2C-C1C	-3.11	1.49	1.52
11	A7	1001	CYC	C3D-C2D	3.11	1.46	1.37
11	V7	1001	CYC	C3D-C2D	3.11	1.46	1.37
11	W7	1001	CYC	C3D-C2D	3.11	1.46	1.37
11	I8	201	CYC	C2C-C1C	-3.11	1.49	1.52
11	H7	1001	CYC	C3D-C2D	3.11	1.46	1.37
11	Q7	1001	CYC	C3D-C2D	3.10	1.46	1.37
11	T7	1001	CYC	C3D-C2D	3.10	1.46	1.37
11	D7	1001	CYC	C3D-C2D	3.09	1.46	1.37
11	a7	1001	CYC	C3D-C2D	3.09	1.46	1.37
11	P7	1001	CYC	C3D-C2D	3.08	1.46	1.37
11	T3	1001	CYC	C2C-C1C	-3.06	1.49	1.52
11	s3	1001	CYC	C2C-C1C	-3.03	1.49	1.52
11	H6	201	CYC	C2C-C1C	-3.02	1.49	1.52
11	k3	1001	CYC	C2C-C1C	-3.01	1.49	1.52
11	d3	1001	CYC	C2C-C1C	-3.01	1.49	1.52
11	w3	1001	CYC	C2C-C1C	-3.00	1.49	1.52
11	f3	1001	CYC	C2C-C1C	-2.99	1.49	1.52
11	G3	1001	CYC	C2C-C1C	-2.99	1.49	1.52
11	N3	1001	CYC	C2C-C1C	-2.99	1.49	1.52
11	P3	1001	CYC	C2C-C1C	-2.98	1.49	1.52
11	R3	1001	CYC	C2C-C1C	-2.98	1.49	1.52
11	i3	1001	CYC	C2C-C1C	-2.95	1.49	1.52
11	H2	201	CYC	C2C-C1C	-2.95	1.49	1.52
11	q3	1001	CYC	C2C-C1C	-2.95	1.49	1.52
11	K3	1001	CYC	C2C-C1C	-2.95	1.49	1.52
11	X3	1001	CYC	C2C-C1C	-2.95	1.49	1.52
11	F6	201	CYC	C2C-C1C	-2.95	1.49	1.52
11	y3	1001	CYC	C2C-C1C	-2.94	1.49	1.52
11	O6	201	CYC	C3D-C2D	2.94	1.46	1.37
11	b3	1001	CYC	C2C-C1C	-2.94	1.49	1.52
11	U6	201	CYC	C3D-C2D	2.94	1.46	1.37
11	Y6	201	CYC	C2C-C1C	-2.93	1.49	1.52
11	R3	1001	CYC	C3D-C2D	2.93	1.46	1.37
11	J6	201	CYC	C3D-C2D	2.93	1.46	1.37
11	Z3	1001	CYC	C2C-C1C	-2.93	1.49	1.52
11	Z2	201	CYC	C3D-C2D	2.93	1.46	1.37
11	W2	201	CYC	C2C-C1C	-2.93	1.49	1.52
11	W6	201	CYC	C2C-C1C	-2.93	1.49	1.52

Continued on next page...

Continued from previous page...

Mol	Chain	Res	Type	Atoms	Z	Observed(Å)	Ideal(Å)
11	L6	201	CYC	C3D-C2D	2.93	1.46	1.37
11	W2	201	CYC	C3D-C2D	2.92	1.46	1.37
11	K2	203	CYC	C3D-C2D	2.92	1.46	1.37
11	W6	201	CYC	C3D-C2D	2.92	1.46	1.37
11	R6	202	CYC	C2C-C1C	-2.92	1.49	1.52
11	w3	1001	CYC	C3D-C2D	2.92	1.46	1.37
11	I3	1001	CYC	C2C-C1C	-2.92	1.49	1.52
11	E2	203	CYC	C3D-C2D	2.92	1.46	1.37
11	o3	1001	CYC	C2C-C1C	-2.91	1.49	1.52
11	I2	203	CYC	C3D-C2D	2.91	1.46	1.37
11	S2	201	CYC	C3D-C2D	2.91	1.46	1.37
11	T3	1001	CYC	C3D-C2D	2.91	1.46	1.37
11	i3	1001	CYC	C3D-C2D	2.91	1.46	1.37
11	X3	1001	CYC	C3D-C2D	2.91	1.46	1.37
11	Q5	201	CYC	OB-C4B	2.91	1.29	1.23
11	B6	201	CYC	C2C-C1C	-2.91	1.49	1.52
11	T2	201	CYC	C3D-C2D	2.91	1.46	1.37
11	B6	201	CYC	C3D-C2D	2.91	1.46	1.37
11	T2	201	CYC	C2C-C1C	-2.90	1.49	1.52
11	X2	203	CYC	C2C-C1C	-2.90	1.49	1.52
11	O6	201	CYC	C2C-C1C	-2.90	1.49	1.52
11	F6	201	CYC	C3D-C2D	2.90	1.46	1.37
11	D2	201	CYC	C3D-C2D	2.90	1.46	1.37
11	Z3	1001	CYC	C3D-C2D	2.90	1.46	1.37
11	f3	1001	CYC	C3D-C2D	2.90	1.46	1.37
11	q3	1001	CYC	C3D-C2D	2.90	1.46	1.37
11	u3	1001	CYC	C3D-C2D	2.90	1.46	1.37
11	s3	1001	CYC	C3D-C2D	2.90	1.46	1.37
11	b3	1001	CYC	C3D-C2D	2.90	1.46	1.37
11	B2	201	CYC	C3D-C2D	2.90	1.46	1.37
11	N3	1001	CYC	C3D-C2D	2.90	1.46	1.37
11	u3	1001	CYC	C2C-C1C	-2.90	1.49	1.52
11	H2	201	CYC	C3D-C2D	2.90	1.46	1.37
11	K3	1001	CYC	C3D-C2D	2.90	1.46	1.37
11	G3	1001	CYC	C3D-C2D	2.90	1.46	1.37
11	B2	201	CYC	C2C-C1C	-2.89	1.49	1.52
11	C6	203	CYC	C3D-C2D	2.89	1.46	1.37
11	k3	1001	CYC	C3D-C2D	2.89	1.46	1.37
11	H6	201	CYC	C3D-C2D	2.89	1.46	1.37
11	R6	202	CYC	C3D-C2D	2.89	1.46	1.37
11	X2	203	CYC	C3D-C2D	2.89	1.46	1.37
11	I3	1001	CYC	C3D-C2D	2.89	1.46	1.37

Continued on next page...

Continued from previous page...

Mol	Chain	Res	Type	Atoms	Z	Observed(Å)	Ideal(Å)
11	D2	201	CYC	C2C-C1C	-2.89	1.49	1.52
11	E2	203	CYC	C2C-C1C	-2.89	1.49	1.52
11	Y6	201	CYC	C3D-C2D	2.89	1.46	1.37
11	L6	201	CYC	C2C-C1C	-2.89	1.49	1.52
11	Q6	201	CYC	C3D-C2D	2.89	1.46	1.37
11	o3	1001	CYC	C3D-C2D	2.89	1.46	1.37
11	Q2	201	CYC	C3D-C2D	2.88	1.46	1.37
11	y3	1001	CYC	C3D-C2D	2.88	1.46	1.37
11	d3	1001	CYC	C3D-C2D	2.88	1.46	1.37
11	P3	1001	CYC	C3D-C2D	2.88	1.46	1.37
11	S2	201	CYC	C2C-C1C	-2.88	1.49	1.52
11	K2	203	CYC	C2C-C1C	-2.88	1.49	1.52
11	V5	202	CYC	OB-C4B	2.88	1.29	1.23
11	Q2	201	CYC	C2C-C1C	-2.88	1.49	1.52
11	J6	201	CYC	C2C-C1C	-2.86	1.49	1.52
11	I2	203	CYC	C2C-C1C	-2.86	1.49	1.52
11	S5	201	CYC	OB-C4B	2.86	1.29	1.23
11	Q1	201	CYC	OB-C4B	2.86	1.29	1.23
11	S1	201	CYC	OB-C4B	2.86	1.29	1.23
11	Z2	201	CYC	C2C-C1C	-2.86	1.49	1.52
11	Q6	201	CYC	C2C-C1C	-2.85	1.49	1.52
11	V1	202	CYC	OB-C4B	2.84	1.29	1.23
11	Y4	201	CYC	OB-C4B	2.84	1.29	1.23
11	X5	203	CYC	OB-C4B	2.84	1.29	1.23
11	Z6	201	CYC	OB-C4B	2.84	1.29	1.23
11	U6	201	CYC	C2C-C1C	-2.84	1.49	1.52
11	X1	203	CYC	OB-C4B	2.84	1.29	1.23
11	S4	201	CYC	OB-C4B	2.84	1.29	1.23
11	G8	201	CYC	OB-C4B	2.84	1.29	1.23
11	Y8	201	CYC	OB-C4B	2.83	1.29	1.23
11	J5	201	CYC	OB-C4B	2.83	1.29	1.23
11	L8	201	CYC	OB-C4B	2.83	1.29	1.23
11	C5	202	CYC	OB-C4B	2.83	1.29	1.23
11	D4	201	CYC	OB-C4B	2.82	1.29	1.23
11	C6	203	CYC	C2C-C1C	-2.82	1.49	1.52
11	G4	201	CYC	OB-C4B	2.82	1.28	1.23
11	D8	201	CYC	OB-C4B	2.82	1.28	1.23
11	E4	203	CYC	OB-C4B	2.82	1.28	1.23
11	U1	201	CYC	OB-C4B	2.81	1.28	1.23
11	O8	201	CYC	OB-C4B	2.81	1.28	1.23
11	Z2	202	CYC	OB-C4B	2.81	1.28	1.23
11	M8	201	CYC	OB-C4B	2.81	1.28	1.23

Continued on next page...

Continued from previous page...

Mol	Chain	Res	Type	Atoms	Z	Observed(Å)	Ideal(Å)
11	H1	201	CYC	OB-C4B	2.81	1.28	1.23
11	S8	201	CYC	OB-C4B	2.81	1.28	1.23
11	F5	201	CYC	OB-C4B	2.81	1.28	1.23
11	C1	202	CYC	OB-C4B	2.81	1.28	1.23
11	U8	201	CYC	OB-C4B	2.81	1.28	1.23
11	J1	201	CYC	OB-C4B	2.81	1.28	1.23
11	M4	201	CYC	OB-C4B	2.81	1.28	1.23
11	O1	201	CYC	OB-C4B	2.81	1.28	1.23
11	U5	201	CYC	OB-C4B	2.81	1.28	1.23
11	O5	201	CYC	OB-C4B	2.80	1.28	1.23
11	P5	201	CYC	C3D-C2D	2.80	1.46	1.37
11	E8	203	CYC	OB-C4B	2.80	1.28	1.23
11	L1	201	CYC	OB-C4B	2.80	1.28	1.23
11	F1	201	CYC	OB-C4B	2.80	1.28	1.23
11	U4	201	CYC	OB-C4B	2.80	1.28	1.23
11	N1	301	CYC	C3D-C2D	2.80	1.46	1.37
11	H5	201	CYC	OB-C4B	2.80	1.28	1.23
11	B1	201	CYC	OB-C4B	2.80	1.28	1.23
11	X5	201	CYC	C1B-NB	-2.80	1.33	1.37
11	Q7	1001	CYC	O1A-CGA	2.80	1.31	1.22
11	X1	201	CYC	C3D-C2D	2.79	1.46	1.37
11	N5	301	CYC	C3D-C2D	2.79	1.46	1.37
11	L4	201	CYC	OB-C4B	2.79	1.28	1.23
11	E7	1001	CYC	O1A-CGA	2.79	1.31	1.22
11	A6	301	CYC	OB-C4B	2.79	1.28	1.23
11	B5	201	CYC	OB-C4B	2.79	1.28	1.23
11	L5	201	CYC	OB-C4B	2.79	1.28	1.23
11	H7	1001	CYC	O1A-CGA	2.79	1.31	1.22
11	P8	203	CYC	OB-C4B	2.79	1.28	1.23
11	R5	201	CYC	C3D-C2D	2.79	1.45	1.37
11	M1	201	CYC	C3D-C2D	2.78	1.45	1.37
11	W8	201	CYC	OB-C4B	2.78	1.28	1.23
11	Z5	201	CYC	C3D-C2D	2.78	1.45	1.37
11	C7	1001	CYC	O1A-CGA	2.78	1.31	1.22
11	Z1	201	CYC	C3D-C2D	2.78	1.45	1.37
11	X5	201	CYC	C3D-C2D	2.78	1.45	1.37
11	I5	201	CYC	C1B-NB	-2.78	1.33	1.37
11	O4	201	CYC	OB-C4B	2.78	1.28	1.23
11	A5	301	CYC	C3D-C2D	2.78	1.45	1.37
11	X7	1001	CYC	O1A-CGA	2.78	1.31	1.22
11	n3	1001	CYC	C2C-C1C	-2.78	1.49	1.52
11	I8	203	CYC	OB-C4B	2.78	1.28	1.23

Continued on next page...

Continued from previous page...

Mol	Chain	Res	Type	Atoms	Z	Observed(Å)	Ideal(Å)
11	X1	201	CYC	C1B-NB	-2.78	1.33	1.37
11	I1	201	CYC	C3D-C2D	2.78	1.45	1.37
11	S7	1001	CYC	O2A-CGA	2.77	1.40	1.30
11	I2	201	CYC	OB-C4B	2.77	1.28	1.23
11	S7	1001	CYC	O1A-CGA	2.77	1.31	1.22
11	Z7	1001	CYC	O1A-CGA	2.77	1.31	1.22
11	J7	1001	CYC	O2A-CGA	2.77	1.40	1.30
11	A2	301	CYC	OB-C4B	2.77	1.28	1.23
11	P1	201	CYC	C3D-C2D	2.77	1.45	1.37
11	C2	201	CYC	OB-C4B	2.77	1.28	1.23
11	r3	1001	CYC	C2C-C1C	-2.77	1.49	1.52
11	P5	201	CYC	C1B-NB	-2.77	1.33	1.37
11	G5	201	CYC	C3D-C2D	2.77	1.45	1.37
11	M5	201	CYC	C3D-C2D	2.77	1.45	1.37
11	e3	1001	CYC	C2C-C1C	-2.77	1.49	1.52
11	J7	1001	CYC	O1A-CGA	2.77	1.31	1.22
11	I6	201	CYC	C3D-C2D	2.77	1.45	1.37
11	V7	1001	CYC	O1A-CGA	2.77	1.31	1.22
11	M5	201	CYC	C1B-NB	-2.77	1.33	1.37
11	A7	1001	CYC	O1A-CGA	2.77	1.31	1.22
11	M2	201	CYC	OB-C4B	2.77	1.28	1.23
11	I4	203	CYC	OB-C4B	2.77	1.28	1.23
11	P6	201	CYC	OB-C4B	2.77	1.28	1.23
11	L7	1001	CYC	O1A-CGA	2.77	1.31	1.22
11	O7	1001	CYC	O1A-CGA	2.77	1.31	1.22
11	E2	201	CYC	OB-C4B	2.77	1.28	1.23
11	A1	301	CYC	C3D-C2D	2.77	1.45	1.37
11	K1	201	CYC	C3D-C2D	2.77	1.45	1.37
11	I6	201	CYC	OB-C4B	2.76	1.28	1.23
11	O7	1001	CYC	O2A-CGA	2.76	1.40	1.30
11	Z7	1001	CYC	O2A-CGA	2.76	1.40	1.30
11	A7	1001	CYC	O2A-CGA	2.76	1.40	1.30
11	V1	201	CYC	C3D-C2D	2.76	1.45	1.37
11	C6	201	CYC	OB-C4B	2.76	1.28	1.23
11	E7	1001	CYC	O2A-CGA	2.76	1.40	1.30
11	P1	201	CYC	C1B-NB	-2.76	1.33	1.37
11	N2	301	CYC	OB-C4B	2.76	1.28	1.23
11	V7	1001	CYC	O2A-CGA	2.76	1.40	1.30
11	X7	1001	CYC	O2A-CGA	2.76	1.40	1.30
11	I1	201	CYC	C1B-NB	-2.76	1.33	1.37
11	L7	1001	CYC	O2A-CGA	2.76	1.40	1.30
11	R1	201	CYC	C3D-C2D	2.76	1.45	1.37

Continued on next page...

Continued from previous page...

Mol	Chain	Res	Type	Atoms	Z	Observed(Å)	Ideal(Å)
11	I5	201	CYC	C3D-C2D	2.76	1.45	1.37
11	C6	201	CYC	C3D-C2D	2.76	1.45	1.37
11	K5	201	CYC	C3D-C2D	2.76	1.45	1.37
11	A1	302	CYC	C3D-C2D	2.76	1.45	1.37
11	Q7	1001	CYC	O2A-CGA	2.76	1.40	1.30
11	03	901	CYC	C2C-C1C	-2.75	1.49	1.52
11	P2	201	CYC	OB-C4B	2.75	1.28	1.23
11	W4	201	CYC	OB-C4B	2.75	1.28	1.23
11	E6	201	CYC	OB-C4B	2.75	1.28	1.23
11	P4	203	CYC	OB-C4B	2.75	1.28	1.23
11	G1	201	CYC	C3D-C2D	2.75	1.45	1.37
11	N6	301	CYC	OB-C4B	2.75	1.28	1.23
11	Z5	201	CYC	C1B-NB	-2.75	1.33	1.37
11	M6	201	CYC	OB-C4B	2.75	1.28	1.23
11	V2	201	CYC	OB-C4B	2.75	1.28	1.23
11	K6	201	CYC	C3D-C2D	2.75	1.45	1.37
11	A5	302	CYC	C3D-C2D	2.74	1.45	1.37
11	M1	201	CYC	C1B-NB	-2.74	1.33	1.37
11	I2	201	CYC	C3D-C2D	2.74	1.45	1.37
11	H7	1001	CYC	O2A-CGA	2.74	1.40	1.30
11	C2	201	CYC	C3D-C2D	2.74	1.45	1.37
11	V5	201	CYC	C3D-C2D	2.74	1.45	1.37
11	C7	1001	CYC	O2A-CGA	2.74	1.39	1.30
11	M2	201	CYC	C3D-C2D	2.74	1.45	1.37
11	N2	302	CYC	OB-C4B	2.74	1.28	1.23
11	N6	302	CYC	OB-C4B	2.74	1.28	1.23
11	M6	201	CYC	C3D-C2D	2.74	1.45	1.37
11	X2	201	CYC	OB-C4B	2.73	1.28	1.23
11	P6	201	CYC	C3D-C2D	2.73	1.45	1.37
11	V6	201	CYC	OB-C4B	2.73	1.28	1.23
11	A5	301	CYC	C1B-NB	-2.73	1.33	1.37
11	N6	302	CYC	C3D-C2D	2.73	1.45	1.37
11	V6	201	CYC	C3D-C2D	2.73	1.45	1.37
11	A1	301	CYC	C1B-NB	-2.73	1.33	1.37
11	K2	201	CYC	C3D-C2D	2.73	1.45	1.37
11	N2	301	CYC	C3D-C2D	2.73	1.45	1.37
11	N6	301	CYC	C3D-C2D	2.73	1.45	1.37
11	p3	1001	CYC	C2C-C1C	-2.73	1.49	1.52
11	N2	302	CYC	C3D-C2D	2.73	1.45	1.37
11	A5	302	CYC	C1B-NB	-2.73	1.33	1.37
11	N1	301	CYC	C1B-NB	-2.72	1.33	1.37
11	K2	201	CYC	OB-C4B	2.72	1.28	1.23

Continued on next page...

Continued from previous page...

Mol	Chain	Res	Type	Atoms	Z	Observed(Å)	Ideal(Å)
11	U3	1001	CYC	C2C-C1C	-2.72	1.49	1.52
11	A1	302	CYC	C1B-NB	-2.72	1.33	1.37
11	X6	201	CYC	OB-C4B	2.72	1.28	1.23
11	E2	201	CYC	C3D-C2D	2.72	1.45	1.37
11	E6	201	CYC	C3D-C2D	2.72	1.45	1.37
11	P2	201	CYC	C3D-C2D	2.72	1.45	1.37
11	Z2	202	CYC	C3D-C2D	2.72	1.45	1.37
11	G1	201	CYC	C1B-NB	-2.71	1.33	1.37
11	Z1	201	CYC	C1B-NB	-2.71	1.33	1.37
11	A2	301	CYC	C3D-C2D	2.71	1.45	1.37
11	03	902	CYC	C2C-C1C	-2.71	1.49	1.52
11	K6	201	CYC	OB-C4B	2.71	1.28	1.23
11	X2	201	CYC	C3D-C2D	2.71	1.45	1.37
11	Z6	201	CYC	C3D-C2D	2.71	1.45	1.37
11	K1	201	CYC	C1B-NB	-2.70	1.33	1.37
11	O3	1001	CYC	C2C-C1C	-2.70	1.49	1.52
11	c3	1001	CYC	C2C-C1C	-2.70	1.49	1.52
11	l3	1001	CYC	C2C-C1C	-2.70	1.49	1.52
11	X6	201	CYC	C3D-C2D	2.70	1.45	1.37
11	V2	201	CYC	C3D-C2D	2.70	1.45	1.37
11	H3	1001	CYC	C2C-C1C	-2.70	1.49	1.52
11	A6	301	CYC	C3D-C2D	2.70	1.45	1.37
11	K5	201	CYC	C1B-NB	-2.69	1.33	1.37
11	V1	201	CYC	C1B-NB	-2.69	1.33	1.37
11	m3	201	CYC	O1D-CGD	2.69	1.31	1.22
11	G5	201	CYC	C1B-NB	-2.68	1.33	1.37
11	G4	202	CYC	C3D-C2D	2.68	1.45	1.37
11	P6	201	CYC	C4C-NC	-2.68	1.31	1.37
11	W3	1001	CYC	C2C-C1C	-2.68	1.49	1.52
11	P4	201	CYC	C3D-C2D	2.68	1.45	1.37
11	M3	201	CYC	C2C-C1C	-2.68	1.49	1.52
11	j3	1001	CYC	C2C-C1C	-2.68	1.49	1.52
11	l3	904	CYC	C2C-C1C	-2.68	1.49	1.52
11	N5	301	CYC	C1B-NB	-2.67	1.33	1.37
11	R1	201	CYC	C1B-NB	-2.67	1.33	1.37
11	K6	201	CYC	C4C-NC	-2.67	1.31	1.37
11	C2	201	CYC	C4C-NC	-2.67	1.31	1.37
11	G8	202	CYC	C3D-C2D	2.67	1.45	1.37
11	P2	201	CYC	C4C-NC	-2.67	1.31	1.37
11	P8	201	CYC	C3D-C2D	2.67	1.45	1.37
11	l3	902	CYC	C2C-C1C	-2.67	1.49	1.52
11	V5	201	CYC	C1B-NB	-2.66	1.33	1.37

Continued on next page...

Continued from previous page...

Mol	Chain	Res	Type	Atoms	Z	Observed(Å)	Ideal(Å)
11	E4	201	CYC	C1B-C2B	2.66	1.49	1.45
11	N4	301	CYC	C3D-C2D	2.66	1.45	1.37
11	I2	201	CYC	C1B-NB	-2.66	1.33	1.37
11	V8	201	CYC	C3D-C2D	2.66	1.45	1.37
11	v3	1001	CYC	C2C-C1C	-2.66	1.49	1.52
11	G8	202	CYC	C1B-C2B	2.65	1.49	1.45
11	z3	1001	CYC	C2C-C1C	-2.65	1.49	1.52
11	K2	201	CYC	C1B-NB	-2.65	1.33	1.37
11	R5	201	CYC	C1B-NB	-2.65	1.33	1.37
11	V3	201	CYC	O1D-CGD	2.65	1.30	1.22
11	I3	901	CYC	C2C-C1C	-2.65	1.49	1.52
11	A4	301	CYC	C3D-C2D	2.65	1.45	1.37
11	E6	201	CYC	C4C-NC	-2.65	1.31	1.37
11	I6	201	CYC	C4C-NC	-2.65	1.31	1.37
11	N6	301	CYC	C1B-NB	-2.65	1.33	1.37
11	t3	1001	CYC	C2C-C1C	-2.65	1.49	1.52
11	Z4	201	CYC	C3D-C2D	2.65	1.45	1.37
11	T8	201	CYC	C3D-C2D	2.65	1.45	1.37
11	N8	301	CYC	C3D-C2D	2.65	1.45	1.37
11	N6	302	CYC	C4C-NC	-2.65	1.31	1.37
11	E2	201	CYC	C4C-NC	-2.65	1.31	1.37
11	K8	201	CYC	C3D-C2D	2.65	1.45	1.37
11	K6	201	CYC	C1B-NB	-2.65	1.33	1.37
11	Z8	201	CYC	C1B-C2B	2.65	1.49	1.45
11	K2	201	CYC	C4C-NC	-2.65	1.31	1.37
11	N2	301	CYC	C1B-NB	-2.65	1.33	1.37
11	I6	201	CYC	C1B-NB	-2.65	1.33	1.37
11	J3	201	CYC	C2C-C1C	-2.65	1.49	1.52
11	X8	201	CYC	C3D-C2D	2.65	1.45	1.37
11	G4	202	CYC	C1B-C2B	2.64	1.49	1.45
11	N8	301	CYC	C1B-C2B	2.64	1.49	1.45
11	K4	201	CYC	C3D-C2D	2.64	1.45	1.37
11	T4	201	CYC	C3D-C2D	2.64	1.45	1.37
11	V6	201	CYC	C4C-NC	-2.64	1.31	1.37
11	Z2	202	CYC	C4C-NC	-2.64	1.31	1.37
11	V4	201	CYC	C1B-C2B	2.64	1.49	1.45
11	V4	201	CYC	C3D-C2D	2.64	1.45	1.37
11	I2	201	CYC	C4C-NC	-2.64	1.31	1.37
11	Z6	201	CYC	C1B-NB	-2.64	1.33	1.37
11	I4	201	CYC	C1B-C2B	2.64	1.49	1.45
11	E8	201	CYC	C3D-C2D	2.64	1.45	1.37
11	Z8	201	CYC	C3D-C2D	2.64	1.45	1.37

Continued on next page...

Continued from previous page...

Mol	Chain	Res	Type	Atoms	Z	Observed(Å)	Ideal(Å)
11	G8	202	CYC	C1B-NB	-2.64	1.33	1.37
11	A4	301	CYC	C1B-NB	-2.63	1.33	1.37
11	A2	301	CYC	C4C-NC	-2.63	1.31	1.37
11	A6	301	CYC	C4C-NC	-2.63	1.31	1.37
11	M8	202	CYC	C3D-C2D	2.63	1.45	1.37
11	A8	301	CYC	C3D-C2D	2.63	1.45	1.37
11	Z6	201	CYC	C4C-NC	-2.63	1.31	1.37
11	V8	201	CYC	C1B-C2B	2.63	1.49	1.45
11	C2	201	CYC	C1B-NB	-2.63	1.33	1.37
11	C6	201	CYC	C4C-NC	-2.63	1.31	1.37
11	A6	301	CYC	C1B-NB	-2.63	1.33	1.37
11	E8	201	CYC	C1B-C2B	2.63	1.49	1.45
11	V2	201	CYC	C4C-NC	-2.63	1.31	1.37
11	x3	1001	CYC	C2C-C1C	-2.63	1.49	1.52
11	A8	301	CYC	C1B-NB	-2.63	1.33	1.37
11	X4	201	CYC	C1B-NB	-2.63	1.33	1.37
11	N4	301	CYC	C1B-C2B	2.63	1.49	1.45
11	N2	301	CYC	C4C-NC	-2.62	1.31	1.37
11	S3	1001	CYC	C2C-C1C	-2.62	1.49	1.52
11	K4	201	CYC	C1B-NB	-2.62	1.33	1.37
11	P4	201	CYC	C1B-C2B	2.62	1.49	1.45
11	I8	201	CYC	C1B-C2B	2.62	1.49	1.45
11	K8	201	CYC	C1B-C2B	2.62	1.49	1.45
11	X4	201	CYC	C3D-C2D	2.62	1.45	1.37
11	I8	201	CYC	C3D-C2D	2.62	1.45	1.37
11	C6	201	CYC	C1B-NB	-2.62	1.33	1.37
11	C6	203	CYC	C1B-NB	-2.62	1.33	1.37
11	K8	201	CYC	C1B-NB	-2.62	1.33	1.37
11	A8	301	CYC	C1B-C2B	2.62	1.49	1.45
11	M4	202	CYC	C3D-C2D	2.62	1.45	1.37
11	N8	301	CYC	C1B-NB	-2.62	1.33	1.37
11	N4	301	CYC	C1B-NB	-2.62	1.33	1.37
11	G4	202	CYC	C1B-NB	-2.62	1.33	1.37
11	I4	201	CYC	C1B-NB	-2.62	1.33	1.37
11	I4	201	CYC	C3D-C2D	2.62	1.45	1.37
11	N2	302	CYC	C4C-NC	-2.61	1.31	1.37
11	P8	201	CYC	C1B-C2B	2.61	1.49	1.45
11	Z2	202	CYC	C1B-NB	-2.61	1.33	1.37
11	E8	201	CYC	C1B-NB	-2.61	1.33	1.37
11	P6	201	CYC	C1B-NB	-2.61	1.33	1.37
11	E4	201	CYC	C3D-C2D	2.61	1.45	1.37
11	V4	201	CYC	C1B-NB	-2.61	1.33	1.37

Continued on next page...

Continued from previous page...

Mol	Chain	Res	Type	Atoms	Z	Observed(Å)	Ideal(Å)
11	P8	201	CYC	C1B-NB	-2.61	1.33	1.37
11	M8	202	CYC	C1B-C2B	2.61	1.49	1.45
11	E7	1001	CYC	C4C-NC	-2.61	1.31	1.37
11	X8	201	CYC	C1B-C2B	2.61	1.49	1.45
11	Z4	201	CYC	C1B-C2B	2.61	1.49	1.45
11	J6	201	CYC	C1B-NB	-2.60	1.33	1.37
11	M4	202	CYC	C1B-NB	-2.60	1.33	1.37
11	N6	301	CYC	C4C-NC	-2.60	1.31	1.37
11	S7	1001	CYC	C4C-NC	-2.60	1.31	1.37
11	X4	201	CYC	C1B-C2B	2.60	1.49	1.45
11	E2	201	CYC	C1B-NB	-2.60	1.33	1.37
11	M2	201	CYC	C1B-NB	-2.60	1.33	1.37
11	M2	201	CYC	C4C-NC	-2.60	1.31	1.37
11	T4	201	CYC	C1B-NB	-2.60	1.33	1.37
11	R6	202	CYC	C1B-NB	-2.60	1.33	1.37
11	A2	301	CYC	C1B-NB	-2.60	1.33	1.37
11	T4	201	CYC	C1B-C2B	2.59	1.49	1.45
11	V2	201	CYC	C1B-NB	-2.59	1.33	1.37
11	T8	201	CYC	C1B-NB	-2.59	1.33	1.37
11	M4	202	CYC	C1B-C2B	2.59	1.49	1.45
11	T8	201	CYC	C1B-C2B	2.59	1.49	1.45
11	Q6	201	CYC	C1B-NB	-2.59	1.33	1.37
11	K4	201	CYC	C1B-C2B	2.59	1.49	1.45
11	X8	201	CYC	C1B-NB	-2.59	1.33	1.37
11	A4	301	CYC	C1B-C2B	2.59	1.49	1.45
11	E6	201	CYC	C1B-NB	-2.59	1.33	1.37
11	I3	903	CYC	C2C-C1C	-2.59	1.49	1.52
11	I8	201	CYC	C1B-NB	-2.59	1.33	1.37
11	F7	1001	CYC	OB-C4B	2.59	1.28	1.23
11	E4	201	CYC	C1B-NB	-2.59	1.33	1.37
11	Q7	1001	CYC	C4C-NC	-2.59	1.31	1.37
11	Z4	201	CYC	C1B-NB	-2.59	1.33	1.37
11	V8	201	CYC	C1B-NB	-2.59	1.33	1.37
11	w3	1001	CYC	C4C-NC	-2.59	1.31	1.37
11	M6	201	CYC	C1B-NB	-2.59	1.33	1.37
11	X2	201	CYC	C1B-NB	-2.58	1.33	1.37
11	V6	201	CYC	C1B-NB	-2.58	1.33	1.37
11	D2	201	CYC	C1B-NB	-2.58	1.33	1.37
11	Z7	1001	CYC	C4C-NC	-2.58	1.31	1.37
11	M6	201	CYC	C4C-NC	-2.58	1.31	1.37
11	Z8	201	CYC	C1B-NB	-2.58	1.33	1.37
11	P2	201	CYC	C1B-NB	-2.58	1.33	1.37

Continued on next page...

Continued from previous page...

Mol	Chain	Res	Type	Atoms	Z	Observed(Å)	Ideal(Å)
11	V7	1001	CYC	C4C-NC	-2.58	1.31	1.37
11	S2	201	CYC	C1B-NB	-2.58	1.33	1.37
11	Q3	1001	CYC	OB-C4B	2.58	1.28	1.23
11	d3	1001	CYC	C4C-NC	-2.58	1.31	1.37
11	N2	302	CYC	C1B-NB	-2.57	1.33	1.37
11	O7	1001	CYC	C4C-NC	-2.57	1.31	1.37
11	l3	901	CYC	OB-C4B	2.57	1.28	1.23
11	X2	201	CYC	C4C-NC	-2.57	1.31	1.37
11	i3	1001	CYC	C4C-NC	-2.57	1.31	1.37
11	C7	1001	CYC	C4C-NC	-2.57	1.31	1.37
11	A4	301	CYC	C4C-NC	-2.57	1.31	1.37
11	A7	1001	CYC	C4C-NC	-2.57	1.31	1.37
11	M7	1001	CYC	OB-C4B	2.57	1.28	1.23
11	U6	201	CYC	C1B-NB	-2.57	1.33	1.37
11	P7	1001	CYC	OB-C4B	2.57	1.28	1.23
11	N3	1001	CYC	C4C-NC	-2.57	1.32	1.37
11	I2	203	CYC	C1B-NB	-2.57	1.33	1.37
11	Q2	201	CYC	C1B-NB	-2.57	1.33	1.37
11	J7	1001	CYC	C4C-NC	-2.57	1.32	1.37
11	a7	1001	CYC	OB-C4B	2.57	1.28	1.23
11	P4	201	CYC	C1B-NB	-2.57	1.33	1.37
11	Z3	1001	CYC	C4C-NC	-2.57	1.32	1.37
11	X6	201	CYC	C1B-NB	-2.56	1.33	1.37
11	T3	1001	CYC	C4C-NC	-2.56	1.32	1.37
11	o3	1001	CYC	C4C-NC	-2.56	1.32	1.37
11	k3	1001	CYC	C4C-NC	-2.56	1.32	1.37
11	K8	201	CYC	C4C-NC	-2.56	1.32	1.37
11	L6	201	CYC	C1B-NB	-2.56	1.33	1.37
11	Y6	201	CYC	C1B-NB	-2.56	1.33	1.37
11	X6	201	CYC	C4C-NC	-2.56	1.32	1.37
11	T7	1001	CYC	OB-C4B	2.56	1.28	1.23
11	I5	202	CYC	OB-C4B	2.56	1.28	1.23
11	M5	202	CYC	OB-C4B	2.56	1.28	1.23
11	P8	201	CYC	C4C-NC	-2.56	1.32	1.37
11	W7	1001	CYC	OB-C4B	2.56	1.28	1.23
11	M8	202	CYC	C1B-NB	-2.56	1.33	1.37
11	R7	1001	CYC	OB-C4B	2.56	1.28	1.23
11	Y7	1001	CYC	OB-C4B	2.56	1.28	1.23
11	I7	1001	CYC	OB-C4B	2.56	1.28	1.23
11	Z2	201	CYC	C1B-NB	-2.55	1.33	1.37
11	H6	201	CYC	C1B-NB	-2.55	1.33	1.37
11	K2	203	CYC	C1B-NB	-2.55	1.33	1.37

Continued on next page...

Continued from previous page...

Mol	Chain	Res	Type	Atoms	Z	Observed(Å)	Ideal(Å)
11	u3	1001	CYC	C4C-NC	-2.55	1.32	1.37
11	R3	1001	CYC	C4C-NC	-2.55	1.32	1.37
11	Z8	201	CYC	C4C-NC	-2.55	1.32	1.37
11	G3	1001	CYC	C4C-NC	-2.55	1.32	1.37
11	f3	1001	CYC	C4C-NC	-2.55	1.32	1.37
11	H7	1001	CYC	C4C-NC	-2.55	1.32	1.37
11	I8	201	CYC	C4C-NC	-2.55	1.32	1.37
11	E8	201	CYC	C4C-NC	-2.55	1.32	1.37
11	K4	201	CYC	C4C-NC	-2.55	1.32	1.37
11	M1	202	CYC	OB-C4B	2.55	1.28	1.23
11	V8	201	CYC	C4C-NC	-2.55	1.32	1.37
11	W6	201	CYC	C1B-NB	-2.55	1.33	1.37
11	R5	202	CYC	OB-C4B	2.55	1.28	1.23
11	X7	1001	CYC	C4C-NC	-2.55	1.32	1.37
11	U1	202	CYC	OB-C4B	2.55	1.28	1.23
11	X2	203	CYC	C1B-NB	-2.55	1.33	1.37
11	B6	201	CYC	C1B-NB	-2.55	1.33	1.37
11	g3	1001	CYC	OB-C4B	2.54	1.28	1.23
11	y3	1001	CYC	C4C-NC	-2.54	1.32	1.37
11	I4	201	CYC	C4C-NC	-2.54	1.32	1.37
11	G8	202	CYC	C4C-NC	-2.54	1.32	1.37
11	s3	1001	CYC	C4C-NC	-2.54	1.32	1.37
11	I3	1001	CYC	C4C-NC	-2.54	1.32	1.37
11	Z1	202	CYC	OB-C4B	2.54	1.28	1.23
11	b3	1001	CYC	C4C-NC	-2.54	1.32	1.37
11	M4	202	CYC	C4C-NC	-2.54	1.32	1.37
11	Z5	202	CYC	OB-C4B	2.54	1.28	1.23
11	K7	1001	CYC	OB-C4B	2.54	1.28	1.23
11	E2	203	CYC	C1B-NB	-2.54	1.33	1.37
11	X8	201	CYC	C4C-NC	-2.54	1.32	1.37
11	I1	202	CYC	OB-C4B	2.54	1.28	1.23
11	q3	1001	CYC	C4C-NC	-2.54	1.32	1.37
11	G4	202	CYC	C4C-NC	-2.54	1.32	1.37
11	N8	301	CYC	C4C-NC	-2.54	1.32	1.37
11	D7	1001	CYC	OB-C4B	2.54	1.28	1.23
11	P3	1001	CYC	C4C-NC	-2.54	1.32	1.37
11	M8	202	CYC	C4C-NC	-2.53	1.32	1.37
11	P1	202	CYC	OB-C4B	2.53	1.28	1.23
11	K3	1001	CYC	C4C-NC	-2.53	1.32	1.37
11	H2	201	CYC	C1B-NB	-2.53	1.33	1.37
11	N6	302	CYC	C1B-NB	-2.53	1.33	1.37
11	E4	201	CYC	C4C-NC	-2.53	1.32	1.37

Continued on next page...

Continued from previous page...

Mol	Chain	Res	Type	Atoms	Z	Observed(Å)	Ideal(Å)
11	R1	202	CYC	OB-C4B	2.53	1.28	1.23
11	X7	1001	CYC	C1B-NB	-2.53	1.33	1.37
11	A8	301	CYC	C4C-NC	-2.53	1.32	1.37
11	B2	201	CYC	C1B-NB	-2.53	1.33	1.37
11	P4	201	CYC	C4C-NC	-2.53	1.32	1.37
11	L7	1001	CYC	C1B-NB	-2.53	1.33	1.37
11	X3	1001	CYC	C4C-NC	-2.53	1.32	1.37
11	K1	202	CYC	OB-C4B	2.53	1.28	1.23
11	N4	301	CYC	C4C-NC	-2.53	1.32	1.37
11	T5	201	CYC	OB-C4B	2.53	1.28	1.23
11	W2	201	CYC	C1B-NB	-2.53	1.33	1.37
11	L7	1001	CYC	C4C-NC	-2.53	1.32	1.37
11	T8	201	CYC	C4C-NC	-2.53	1.32	1.37
11	03	901	CYC	OB-C4B	2.52	1.28	1.23
11	B7	1001	CYC	OB-C4B	2.52	1.28	1.23
11	V7	1001	CYC	C1B-NB	-2.52	1.33	1.37
11	X4	201	CYC	C4C-NC	-2.52	1.32	1.37
11	F6	201	CYC	C1B-NB	-2.52	1.33	1.37
11	G5	202	CYC	OB-C4B	2.52	1.28	1.23
11	Z4	201	CYC	C4C-NC	-2.52	1.32	1.37
11	V4	201	CYC	C4C-NC	-2.52	1.32	1.37
11	K5	202	CYC	OB-C4B	2.52	1.28	1.23
11	U5	202	CYC	OB-C4B	2.52	1.28	1.23
11	C1	201	CYC	OB-C4B	2.52	1.28	1.23
11	X1	202	CYC	OB-C4B	2.52	1.28	1.23
11	P5	202	CYC	OB-C4B	2.51	1.28	1.23
11	E7	1001	CYC	C1B-NB	-2.51	1.33	1.37
11	Z7	1001	CYC	C1B-NB	-2.51	1.33	1.37
11	T2	201	CYC	C1B-NB	-2.51	1.33	1.37
11	T1	201	CYC	OB-C4B	2.51	1.28	1.23
11	O6	201	CYC	C1B-NB	-2.50	1.33	1.37
11	C5	201	CYC	OB-C4B	2.50	1.28	1.23
11	D1	201	CYC	OB-C4B	2.50	1.28	1.23
11	G1	202	CYC	OB-C4B	2.50	1.28	1.23
11	H7	1001	CYC	C1B-NB	-2.50	1.33	1.37
11	V4	201	CYC	O1A-CGA	2.50	1.30	1.22
11	Q7	1001	CYC	C1B-NB	-2.50	1.33	1.37
11	V5	201	CYC	OB-C4B	2.49	1.28	1.23
11	G4	202	CYC	O1A-CGA	2.49	1.30	1.22
11	C7	1001	CYC	C1B-NB	-2.49	1.33	1.37
11	T4	201	CYC	C4C-NC	-2.49	1.32	1.37
11	A7	1001	CYC	C1B-NB	-2.49	1.33	1.37

Continued on next page...

Continued from previous page...

Mol	Chain	Res	Type	Atoms	Z	Observed(Å)	Ideal(Å)
11	O7	1001	CYC	C1B-NB	-2.49	1.33	1.37
11	X5	202	CYC	OB-C4B	2.48	1.28	1.23
11	T8	201	CYC	O1A-CGA	2.48	1.30	1.22
11	V8	201	CYC	O1A-CGA	2.48	1.30	1.22
11	A5	302	CYC	OB-C4B	2.48	1.28	1.23
11	G8	202	CYC	O1A-CGA	2.48	1.30	1.22
11	X1	201	CYC	OB-C4B	2.48	1.28	1.23
11	E4	203	CYC	C1B-NB	-2.48	1.33	1.37
11	P8	201	CYC	O1A-CGA	2.48	1.30	1.22
11	J7	1001	CYC	C1B-NB	-2.48	1.33	1.37
11	N4	301	CYC	O1A-CGA	2.48	1.30	1.22
11	Q5	201	CYC	O1A-CGA	2.48	1.30	1.22
11	K1	201	CYC	OB-C4B	2.48	1.28	1.23
11	A8	301	CYC	O1A-CGA	2.47	1.30	1.22
11	A1	302	CYC	OB-C4B	2.47	1.28	1.23
11	N8	301	CYC	O1A-CGA	2.47	1.30	1.22
11	H5	201	CYC	O1A-CGA	2.47	1.30	1.22
11	F1	201	CYC	O1A-CGA	2.47	1.30	1.22
11	U5	201	CYC	O1A-CGA	2.47	1.30	1.22
11	I8	201	CYC	O1A-CGA	2.47	1.30	1.22
11	C5	202	CYC	O1A-CGA	2.47	1.30	1.22
11	S7	1001	CYC	C1B-NB	-2.47	1.33	1.37
11	H1	201	CYC	O1A-CGA	2.47	1.30	1.22
11	R1	201	CYC	OB-C4B	2.47	1.28	1.23
11	G1	201	CYC	OB-C4B	2.47	1.28	1.23
11	M8	202	CYC	O1A-CGA	2.47	1.30	1.22
11	E8	201	CYC	O1A-CGA	2.47	1.30	1.22
11	L5	201	CYC	O1A-CGA	2.47	1.30	1.22
11	B1	201	CYC	O1A-CGA	2.47	1.30	1.22
11	S5	201	CYC	O1A-CGA	2.47	1.30	1.22
11	F5	201	CYC	O1A-CGA	2.47	1.30	1.22
11	A4	301	CYC	O1A-CGA	2.47	1.30	1.22
11	E4	201	CYC	O1A-CGA	2.47	1.30	1.22
11	X5	203	CYC	O1A-CGA	2.47	1.30	1.22
11	X8	201	CYC	O1A-CGA	2.46	1.30	1.22
11	S1	201	CYC	O1A-CGA	2.46	1.30	1.22
11	K4	201	CYC	O1A-CGA	2.46	1.30	1.22
11	Z8	201	CYC	O1A-CGA	2.46	1.30	1.22
11	V1	201	CYC	OB-C4B	2.46	1.28	1.23
11	U1	201	CYC	O1A-CGA	2.46	1.30	1.22
11	C1	202	CYC	O1A-CGA	2.46	1.30	1.22
11	Y7	1001	CYC	C1D-CHD	2.46	1.50	1.41

Continued on next page...

Continued from previous page...

Mol	Chain	Res	Type	Atoms	Z	Observed(Å)	Ideal(Å)
11	D5	201	CYC	OB-C4B	2.46	1.28	1.23
11	P4	201	CYC	O1A-CGA	2.46	1.30	1.22
11	P5	202	CYC	C4A-NA	2.46	1.42	1.36
11	I4	201	CYC	O1A-CGA	2.46	1.30	1.22
11	P1	202	CYC	C4A-NA	2.46	1.42	1.36
11	I7	1001	CYC	C1D-CHD	2.46	1.50	1.41
11	a7	1001	CYC	C1D-CHD	2.46	1.50	1.41
11	M3	201	CYC	C4C-NC	-2.46	1.32	1.37
11	O5	201	CYC	O1A-CGA	2.46	1.30	1.22
11	O1	201	CYC	O1A-CGA	2.46	1.30	1.22
11	V1	202	CYC	O1A-CGA	2.46	1.30	1.22
11	V5	202	CYC	CAD-C3D	-2.46	1.48	1.52
11	M4	202	CYC	O1A-CGA	2.46	1.30	1.22
11	J1	201	CYC	O1A-CGA	2.46	1.30	1.22
11	X4	201	CYC	O1A-CGA	2.45	1.30	1.22
11	U4	201	CYC	C1B-NB	-2.45	1.33	1.37
11	B5	201	CYC	O1A-CGA	2.45	1.30	1.22
11	U8	201	CYC	C1B-NB	-2.45	1.33	1.37
11	K8	201	CYC	O1A-CGA	2.45	1.30	1.22
11	F7	1001	CYC	C1D-CHD	2.45	1.50	1.41
11	X5	202	CYC	C4A-NA	2.45	1.42	1.36
11	T4	201	CYC	O1A-CGA	2.45	1.30	1.22
11	K5	201	CYC	OB-C4B	2.45	1.28	1.23
11	L1	201	CYC	O1A-CGA	2.45	1.30	1.22
11	X1	203	CYC	O1A-CGA	2.45	1.30	1.22
11	Q1	201	CYC	O1A-CGA	2.45	1.30	1.22
11	r3	1001	CYC	C4C-NC	-2.45	1.32	1.37
11	P1	201	CYC	OB-C4B	2.45	1.28	1.23
11	M5	201	CYC	OB-C4B	2.45	1.28	1.23
11	R5	201	CYC	OB-C4B	2.45	1.28	1.23
11	O4	201	CYC	C1B-NB	-2.45	1.33	1.37
11	S8	201	CYC	C1B-NB	-2.45	1.33	1.37
11	13	902	CYC	C4C-NC	-2.45	1.32	1.37
11	T5	201	CYC	C4A-NA	2.45	1.42	1.36
11	I1	201	CYC	OB-C4B	2.45	1.28	1.23
11	E8	203	CYC	C1B-NB	-2.45	1.33	1.37
11	O5	201	CYC	CAD-C3D	-2.44	1.48	1.52
11	S3	1001	CYC	C4C-NC	-2.44	1.32	1.37
11	R1	201	CYC	C1D-CHD	2.44	1.50	1.41
11	B7	1001	CYC	C1D-CHD	2.44	1.50	1.41
11	T7	1001	CYC	C1D-CHD	2.44	1.50	1.41
11	X5	201	CYC	OB-C4B	2.44	1.28	1.23

Continued on next page...

Continued from previous page...

Mol	Chain	Res	Type	Atoms	Z	Observed(Å)	Ideal(Å)
11	Y8	201	CYC	C1B-NB	-2.44	1.33	1.37
11	M1	201	CYC	OB-C4B	2.44	1.28	1.23
11	H3	1001	CYC	C4C-NC	-2.44	1.32	1.37
11	l3	1001	CYC	C4C-NC	-2.44	1.32	1.37
11	V1	202	CYC	CAD-C3D	-2.44	1.48	1.52
11	M5	201	CYC	C1D-CHD	2.44	1.50	1.41
11	V5	202	CYC	O1A-CGA	2.44	1.30	1.22
11	R5	201	CYC	C1D-CHD	2.44	1.50	1.41
11	T1	201	CYC	C4A-NA	2.44	1.42	1.36
11	Z4	201	CYC	O1A-CGA	2.44	1.30	1.22
11	X5	201	CYC	C1D-CHD	2.44	1.50	1.41
11	I5	202	CYC	C4A-NA	2.44	1.42	1.36
11	G5	201	CYC	OB-C4B	2.44	1.28	1.23
11	A5	302	CYC	C1D-CHD	2.44	1.50	1.41
11	e3	1001	CYC	C4C-NC	-2.44	1.32	1.37
11	j3	1001	CYC	C4C-NC	-2.44	1.32	1.37
11	B5	201	CYC	CAD-C3D	-2.44	1.48	1.52
11	M1	201	CYC	C1D-CHD	2.44	1.50	1.41
11	V5	201	CYC	C4A-C3A	2.44	1.51	1.45
11	Y4	201	CYC	C1B-NB	-2.44	1.33	1.37
11	P5	201	CYC	C1D-CHD	2.44	1.50	1.41
11	Z1	201	CYC	C1D-CHD	2.44	1.50	1.41
11	Z1	201	CYC	OB-C4B	2.44	1.28	1.23
11	I5	201	CYC	OB-C4B	2.44	1.28	1.23
11	S1	201	CYC	CAD-C3D	-2.43	1.48	1.52
11	D7	1001	CYC	C1D-CHD	2.43	1.50	1.41
11	K7	1001	CYC	C1D-CHD	2.43	1.50	1.41
11	Z5	202	CYC	C4A-NA	2.43	1.42	1.36
11	X1	201	CYC	C1D-CHD	2.43	1.50	1.41
11	K1	201	CYC	C1D-CHD	2.43	1.50	1.41
11	M7	1001	CYC	C1D-CHD	2.43	1.50	1.41
11	03	902	CYC	C4C-NC	-2.43	1.32	1.37
11	H5	201	CYC	CAD-C3D	-2.43	1.48	1.52
11	J5	201	CYC	O1A-CGA	2.43	1.30	1.22
11	W7	1001	CYC	C1D-CHD	2.43	1.50	1.41
11	M1	202	CYC	C4A-NA	2.43	1.42	1.36
11	K5	201	CYC	C1D-CHD	2.43	1.50	1.41
11	N5	301	CYC	OB-C4B	2.43	1.28	1.23
11	G5	201	CYC	C1D-CHD	2.43	1.50	1.41
11	O1	201	CYC	CAD-C3D	-2.43	1.48	1.52
11	I4	203	CYC	C1B-NB	-2.43	1.33	1.37
11	R1	202	CYC	C4A-NA	2.43	1.42	1.36

Continued on next page...

Continued from previous page...

Mol	Chain	Res	Type	Atoms	Z	Observed(Å)	Ideal(Å)
11	R5	202	CYC	C4A-NA	2.43	1.42	1.36
11	N1	301	CYC	OB-C4B	2.43	1.28	1.23
11	X1	202	CYC	C4A-NA	2.43	1.42	1.36
11	P1	201	CYC	C1D-CHD	2.43	1.50	1.41
11	P7	1001	CYC	C1D-CHD	2.43	1.50	1.41
11	O8	201	CYC	C1B-NB	-2.43	1.33	1.37
11	A1	301	CYC	OB-C4B	2.43	1.28	1.23
11	J6	201	CYC	OB-C4B	2.43	1.28	1.23
11	W6	201	CYC	OB-C4B	2.43	1.28	1.23
11	Z5	201	CYC	C1D-CHD	2.43	1.50	1.41
11	R7	1001	CYC	C1D-CHD	2.43	1.50	1.41
11	W4	201	CYC	C1B-NB	-2.43	1.33	1.37
11	I8	203	CYC	C1B-NB	-2.43	1.33	1.37
11	L8	201	CYC	C1B-NB	-2.43	1.33	1.37
11	n3	1001	CYC	C4C-NC	-2.43	1.32	1.37
11	W3	1001	CYC	C4C-NC	-2.43	1.32	1.37
11	S4	201	CYC	C1B-NB	-2.43	1.33	1.37
11	O3	1001	CYC	OB-C4B	2.43	1.28	1.23
11	G1	201	CYC	C1D-CHD	2.43	1.50	1.41
11	L5	201	CYC	CAD-C3D	-2.43	1.48	1.52
11	v3	1001	CYC	C4C-NC	-2.43	1.32	1.37
11	V1	201	CYC	C1D-CHD	2.42	1.50	1.41
11	V5	201	CYC	C1D-CHD	2.42	1.50	1.41
11	z3	1001	CYC	C4C-NC	-2.42	1.32	1.37
11	F1	201	CYC	CAD-C3D	-2.42	1.48	1.52
11	L1	201	CYC	CAD-C3D	-2.42	1.48	1.52
11	A1	301	CYC	C1D-CHD	2.42	1.50	1.41
11	A1	302	CYC	C1D-CHD	2.42	1.50	1.41
11	I1	201	CYC	C1D-CHD	2.42	1.50	1.41
11	R6	202	CYC	OB-C4B	2.42	1.28	1.23
11	B1	201	CYC	CAD-C3D	-2.42	1.48	1.52
11	X1	203	CYC	CAD-C3D	-2.42	1.48	1.52
11	I1	202	CYC	C4A-NA	2.42	1.42	1.36
11	J1	201	CYC	CAD-C3D	-2.42	1.48	1.52
11	p3	1001	CYC	C4C-NC	-2.42	1.32	1.37
11	K1	202	CYC	C4A-NA	2.42	1.42	1.36
11	U5	202	CYC	C4A-NA	2.42	1.42	1.36
11	N5	301	CYC	C1D-CHD	2.42	1.50	1.41
11	S2	201	CYC	OB-C4B	2.42	1.28	1.23
11	A5	302	CYC	C4A-C3A	2.42	1.51	1.45
11	13	904	CYC	C4C-NC	-2.42	1.32	1.37
11	M8	201	CYC	C1B-NB	-2.42	1.33	1.37

Continued on next page...

Continued from previous page...

Mol	Chain	Res	Type	Atoms	Z	Observed(Å)	Ideal(Å)
11	G1	202	CYC	C4A-NA	2.42	1.42	1.36
11	I5	201	CYC	C1D-CHD	2.42	1.50	1.41
11	13	903	CYC	C4C-NC	-2.42	1.32	1.37
11	x3	1001	CYC	C4C-NC	-2.42	1.32	1.37
11	I4	203	CYC	C4C-NC	-2.42	1.32	1.37
11	H3	1001	CYC	OB-C4B	2.42	1.28	1.23
11	W8	201	CYC	C1B-NB	-2.42	1.33	1.37
11	G5	201	CYC	C4A-C3A	2.41	1.51	1.45
11	K5	202	CYC	C4A-NA	2.41	1.42	1.36
11	S5	201	CYC	CAD-C3D	-2.41	1.48	1.52
11	M5	202	CYC	C4A-NA	2.41	1.42	1.36
11	U1	201	CYC	CAD-C3D	-2.41	1.48	1.52
11	J5	201	CYC	CAD-C3D	-2.41	1.48	1.52
11	U1	202	CYC	C4A-NA	2.41	1.42	1.36
11	W2	201	CYC	OB-C4B	2.41	1.28	1.23
11	t3	1001	CYC	C4C-NC	-2.41	1.32	1.37
11	Z1	202	CYC	C4A-NA	2.41	1.42	1.36
11	A5	301	CYC	C1D-CHD	2.41	1.50	1.41
11	N1	301	CYC	C1D-CHD	2.41	1.50	1.41
11	V1	201	CYC	C4A-C3A	2.41	1.51	1.45
11	C1	201	CYC	C4A-NA	2.41	1.42	1.36
11	S3	1001	CYC	OB-C4B	2.41	1.28	1.23
11	L4	201	CYC	C1B-NB	-2.41	1.33	1.37
11	Y8	201	CYC	C4C-NC	-2.41	1.32	1.37
11	C1	202	CYC	CAD-C3D	-2.41	1.48	1.52
11	c3	1001	CYC	C4C-NC	-2.41	1.32	1.37
11	N6	302	CYC	C4A-C3A	2.41	1.51	1.45
11	P5	201	CYC	OB-C4B	2.41	1.28	1.23
11	V6	201	CYC	C4A-C3A	2.41	1.51	1.45
11	O3	1001	CYC	C4C-NC	-2.41	1.32	1.37
11	D1	201	CYC	C4A-NA	2.40	1.42	1.36
11	m3	201	CYC	C1D-CHD	2.40	1.50	1.41
11	U5	201	CYC	CAD-C3D	-2.40	1.48	1.52
11	Y4	201	CYC	C4C-NC	-2.40	1.32	1.37
11	j3	1001	CYC	OB-C4B	2.40	1.28	1.23
11	G1	201	CYC	C4A-C3A	2.40	1.51	1.45
11	G5	202	CYC	C4A-NA	2.40	1.42	1.36
11	I2	203	CYC	OB-C4B	2.40	1.28	1.23
11	Z5	201	CYC	OB-C4B	2.40	1.28	1.23
11	N1	301	CYC	C4A-C3A	2.40	1.51	1.45
11	V2	201	CYC	C4A-C3A	2.40	1.51	1.45
11	X5	201	CYC	C4A-C3A	2.40	1.51	1.45

Continued on next page...

Continued from previous page...

Mol	Chain	Res	Type	Atoms	Z	Observed(Å)	Ideal(Å)
11	13	902	CYC	OB-C4B	2.40	1.28	1.23
11	A1	302	CYC	C4A-C3A	2.40	1.51	1.45
11	H1	201	CYC	CAD-C3D	-2.40	1.48	1.52
11	M4	201	CYC	C1B-NB	-2.40	1.33	1.37
11	P4	203	CYC	C4C-NC	-2.40	1.32	1.37
11	F5	201	CYC	CAD-C3D	-2.40	1.48	1.52
11	D5	201	CYC	C4A-NA	2.40	1.42	1.36
11	Q1	201	CYC	CAD-C3D	-2.40	1.48	1.52
11	P4	203	CYC	C1B-NB	-2.40	1.33	1.37
11	G8	201	CYC	C1B-NB	-2.40	1.33	1.37
11	X1	201	CYC	C4A-C3A	2.39	1.51	1.45
11	L6	201	CYC	OB-C4B	2.39	1.28	1.23
11	P1	201	CYC	C4A-C3A	2.39	1.51	1.45
11	N2	301	CYC	C4A-C3A	2.39	1.51	1.45
11	N6	301	CYC	C4A-C3A	2.39	1.51	1.45
11	I6	201	CYC	C4A-C3A	2.39	1.51	1.45
11	C5	202	CYC	CAD-C3D	-2.39	1.48	1.52
11	C2	201	CYC	C4A-C3A	2.39	1.51	1.45
11	L8	201	CYC	C4C-NC	-2.39	1.32	1.37
11	C5	201	CYC	C4A-NA	2.39	1.42	1.36
11	Z7	1001	CYC	C4B-NB	-2.39	1.32	1.38
11	I8	203	CYC	C4C-NC	-2.39	1.32	1.37
11	B6	201	CYC	OB-C4B	2.39	1.28	1.23
11	V3	201	CYC	C1D-CHD	2.39	1.50	1.41
11	U3	1001	CYC	C4C-NC	-2.39	1.32	1.37
11	N2	302	CYC	C4A-C3A	2.39	1.51	1.45
11	Q5	201	CYC	CAD-C3D	-2.39	1.48	1.52
11	C7	1001	CYC	C4B-NB	-2.39	1.32	1.38
11	H2	201	CYC	OB-C4B	2.39	1.28	1.23
11	P8	203	CYC	C1B-NB	-2.39	1.33	1.37
11	A5	301	CYC	C4A-C3A	2.38	1.51	1.45
11	G8	201	CYC	C4C-NC	-2.38	1.32	1.37
11	13	903	CYC	OB-C4B	2.38	1.28	1.23
11	I2	201	CYC	C4A-C3A	2.38	1.50	1.45
11	B2	201	CYC	OB-C4B	2.38	1.28	1.23
11	P5	201	CYC	C4A-C3A	2.38	1.50	1.45
11	P6	201	CYC	C4A-C3A	2.38	1.50	1.45
11	J3	201	CYC	C4C-NC	-2.38	1.32	1.37
11	P8	203	CYC	C4C-NC	-2.38	1.32	1.37
11	A5	301	CYC	OB-C4B	2.38	1.28	1.23
11	W8	201	CYC	C4C-NC	-2.38	1.32	1.37
11	H6	201	CYC	OB-C4B	2.38	1.28	1.23

Continued on next page...

Continued from previous page...

Mol	Chain	Res	Type	Atoms	Z	Observed(Å)	Ideal(Å)
11	N6	301	CYC	C1D-CHD	2.38	1.50	1.41
11	P2	201	CYC	C4A-C3A	2.38	1.50	1.45
11	X2	201	CYC	C4A-C3A	2.38	1.50	1.45
11	D4	201	CYC	C1B-NB	-2.38	1.33	1.37
11	S8	201	CYC	C4C-NC	-2.38	1.32	1.37
11	G4	201	CYC	C4C-NC	-2.38	1.32	1.37
11	p3	1001	CYC	OB-C4B	2.38	1.28	1.23
11	U3	1001	CYC	OB-C4B	2.37	1.28	1.23
11	N5	301	CYC	C4A-C3A	2.37	1.50	1.45
11	G4	201	CYC	C1B-NB	-2.37	1.33	1.37
11	U8	201	CYC	C4C-NC	-2.37	1.32	1.37
11	M4	201	CYC	C4C-NC	-2.37	1.32	1.37
11	H7	1001	CYC	C4B-NB	-2.37	1.33	1.38
11	M3	201	CYC	OB-C4B	2.37	1.28	1.23
11	D8	201	CYC	C1B-NB	-2.37	1.33	1.37
11	S7	1001	CYC	C4B-NB	-2.37	1.33	1.38
11	V7	1001	CYC	C4B-NB	-2.37	1.33	1.38
11	U4	201	CYC	C4C-NC	-2.37	1.32	1.37
11	L4	201	CYC	C4C-NC	-2.37	1.32	1.37
11	N2	301	CYC	C1D-CHD	2.37	1.50	1.41
11	K2	203	CYC	OB-C4B	2.37	1.28	1.23
11	M1	201	CYC	C4A-C3A	2.37	1.50	1.45
11	X6	201	CYC	C4A-C3A	2.37	1.50	1.45
11	E4	203	CYC	C4C-NC	-2.37	1.32	1.37
11	E6	201	CYC	C4A-C3A	2.37	1.50	1.45
11	E7	1001	CYC	C4B-NB	-2.37	1.33	1.38
11	L7	1001	CYC	C4B-NB	-2.37	1.33	1.38
11	Q7	1001	CYC	C4B-NB	-2.37	1.33	1.38
11	v3	1001	CYC	OB-C4B	2.37	1.28	1.23
11	W3	1001	CYC	OB-C4B	2.36	1.28	1.23
11	E2	201	CYC	C4A-C3A	2.36	1.50	1.45
11	A7	1001	CYC	C4B-NB	-2.36	1.33	1.38
11	A2	301	CYC	C4A-C3A	2.36	1.50	1.45
11	n3	1001	CYC	OB-C4B	2.36	1.28	1.23
11	Z6	201	CYC	C4A-C3A	2.36	1.50	1.45
11	A1	301	CYC	C4A-C3A	2.36	1.50	1.45
11	Z2	202	CYC	C4A-C3A	2.36	1.50	1.45
11	W4	201	CYC	C4C-NC	-2.36	1.32	1.37
11	C6	203	CYC	OB-C4B	2.36	1.28	1.23
11	C6	201	CYC	C4A-C3A	2.36	1.50	1.45
11	K6	201	CYC	C4A-C3A	2.36	1.50	1.45
11	V6	201	CYC	C1D-CHD	2.36	1.50	1.41

Continued on next page...

Continued from previous page...

Mol	Chain	Res	Type	Atoms	Z	Observed(Å)	Ideal(Å)
11	I6	201	CYC	C1D-CHD	2.36	1.50	1.41
11	P2	201	CYC	C1D-CHD	2.36	1.50	1.41
11	R1	201	CYC	C4A-C3A	2.36	1.50	1.45
11	K2	201	CYC	C4A-C3A	2.36	1.50	1.45
11	T2	201	CYC	OB-C4B	2.36	1.28	1.23
11	I2	201	CYC	C1D-CHD	2.36	1.50	1.41
11	X5	203	CYC	CAD-C3D	-2.36	1.48	1.52
11	O7	1001	CYC	C4B-NB	-2.36	1.33	1.38
11	S4	201	CYC	C4C-NC	-2.36	1.32	1.37
11	D8	201	CYC	C4C-NC	-2.36	1.32	1.37
11	P6	201	CYC	C1D-CHD	2.36	1.50	1.41
11	K1	201	CYC	C4A-C3A	2.36	1.50	1.45
11	X2	203	CYC	OB-C4B	2.36	1.28	1.23
11	O6	201	CYC	OB-C4B	2.36	1.28	1.23
11	Z5	201	CYC	C4A-C3A	2.36	1.50	1.45
11	A6	301	CYC	C4A-C3A	2.35	1.50	1.45
11	M8	201	CYC	C4C-NC	-2.35	1.32	1.37
11	D2	201	CYC	OB-C4B	2.35	1.28	1.23
11	I1	201	CYC	C4A-C3A	2.35	1.50	1.45
11	P7	1001	CYC	C1C-NC	-2.35	1.34	1.37
11	S7	1001	CYC	OB-C4B	2.35	1.28	1.23
11	t3	1001	CYC	OB-C4B	2.35	1.28	1.23
11	Y6	201	CYC	OB-C4B	2.35	1.28	1.23
11	r3	1001	CYC	OB-C4B	2.35	1.28	1.23
11	E8	203	CYC	C4C-NC	-2.35	1.32	1.37
11	O8	201	CYC	C4C-NC	-2.35	1.32	1.37
11	X7	1001	CYC	C4B-NB	-2.35	1.33	1.38
11	Z1	201	CYC	C4A-C3A	2.35	1.50	1.45
11	X6	201	CYC	C1D-CHD	2.35	1.50	1.41
11	l3	904	CYC	OB-C4B	2.35	1.28	1.23
11	K2	201	CYC	C1D-CHD	2.35	1.50	1.41
11	J3	201	CYC	OB-C4B	2.35	1.28	1.23
11	M6	201	CYC	C4A-C3A	2.35	1.50	1.45
11	Q2	201	CYC	OB-C4B	2.35	1.28	1.23
11	Z6	201	CYC	C1D-CHD	2.35	1.50	1.41
11	x3	1001	CYC	OB-C4B	2.35	1.28	1.23
11	C6	201	CYC	C1D-CHD	2.35	1.50	1.41
11	E6	201	CYC	C1D-CHD	2.35	1.50	1.41
11	E2	201	CYC	C1D-CHD	2.35	1.50	1.41
11	K5	201	CYC	C4A-C3A	2.35	1.50	1.45
11	z3	1001	CYC	OB-C4B	2.35	1.28	1.23
11	Q6	201	CYC	OB-C4B	2.35	1.28	1.23

Continued on next page...

Continued from previous page...

Mol	Chain	Res	Type	Atoms	Z	Observed(Å)	Ideal(Å)
11	I5	201	CYC	C4A-C3A	2.34	1.50	1.45
11	M2	201	CYC	C1D-CHD	2.34	1.50	1.41
11	O3	902	CYC	OB-C4B	2.34	1.28	1.23
11	F6	201	CYC	OB-C4B	2.34	1.28	1.23
11	E7	1001	CYC	OB-C4B	2.34	1.28	1.23
11	E2	203	CYC	OB-C4B	2.34	1.28	1.23
11	N2	302	CYC	C1D-CHD	2.34	1.50	1.41
11	M7	1001	CYC	C1C-NC	-2.34	1.34	1.37
11	Z2	201	CYC	OB-C4B	2.34	1.28	1.23
11	J7	1001	CYC	C4B-NB	-2.34	1.33	1.38
11	C2	201	CYC	C1D-CHD	2.34	1.50	1.41
11	y3	1001	CYC	C1D-CHD	2.34	1.50	1.41
11	l3	1001	CYC	OB-C4B	2.34	1.28	1.23
11	K6	201	CYC	C1D-CHD	2.34	1.50	1.41
11	V2	201	CYC	C1D-CHD	2.34	1.50	1.41
11	Z2	202	CYC	C1D-CHD	2.34	1.50	1.41
11	M2	201	CYC	C4A-C3A	2.34	1.50	1.45
11	V7	1001	CYC	OB-C4B	2.34	1.28	1.23
11	X2	201	CYC	C1D-CHD	2.34	1.50	1.41
11	A6	301	CYC	C1D-CHD	2.34	1.50	1.41
11	M6	201	CYC	C1D-CHD	2.34	1.50	1.41
11	R5	201	CYC	C4A-C3A	2.33	1.50	1.45
11	c3	1001	CYC	OB-C4B	2.33	1.28	1.23
11	A2	301	CYC	C1D-CHD	2.33	1.50	1.41
11	L7	1001	CYC	OB-C4B	2.33	1.28	1.23
11	E4	203	CYC	C2C-C1C	-2.33	1.50	1.52
11	U6	201	CYC	OB-C4B	2.33	1.28	1.23
11	N6	302	CYC	C1D-CHD	2.33	1.50	1.41
11	W6	201	CYC	C4C-NC	-2.33	1.32	1.37
11	Q7	1001	CYC	OB-C4B	2.33	1.28	1.23
11	W7	1001	CYC	C1C-NC	-2.33	1.34	1.37
11	T3	1001	CYC	C1D-CHD	2.33	1.50	1.41
11	G3	1001	CYC	C1D-CHD	2.33	1.50	1.41
11	O7	1001	CYC	OB-C4B	2.33	1.28	1.23
11	C7	1001	CYC	OB-C4B	2.33	1.28	1.23
11	M3	201	CYC	C1B-NB	-2.33	1.33	1.37
11	D4	201	CYC	C4C-NC	-2.33	1.32	1.37
11	M5	201	CYC	C4A-C3A	2.33	1.50	1.45
11	O4	201	CYC	C4C-NC	-2.33	1.32	1.37
11	r3	1001	CYC	C1B-NB	-2.33	1.33	1.37
11	B7	1001	CYC	C1C-NC	-2.33	1.34	1.37
11	w3	1001	CYC	C1D-CHD	2.33	1.50	1.41

Continued on next page...

Continued from previous page...

Mol	Chain	Res	Type	Atoms	Z	Observed(Å)	Ideal(Å)
11	k3	1001	CYC	C1D-CHD	2.33	1.50	1.41
11	i3	1001	CYC	C1D-CHD	2.32	1.50	1.41
11	N3	1001	CYC	C1D-CHD	2.32	1.50	1.41
11	e3	1001	CYC	OB-C4B	2.32	1.28	1.23
11	m3	201	CYC	C1B-C2B	2.32	1.49	1.45
11	u3	1001	CYC	C1D-CHD	2.32	1.50	1.41
11	b3	1001	CYC	C1D-CHD	2.32	1.50	1.41
11	s3	1001	CYC	C1D-CHD	2.32	1.50	1.41
11	P5	201	CYC	C1B-C2B	2.32	1.49	1.45
11	I3	1001	CYC	C1D-CHD	2.32	1.50	1.41
11	d3	1001	CYC	C1D-CHD	2.32	1.50	1.41
11	I2	203	CYC	C4C-NC	-2.32	1.32	1.37
11	T7	1001	CYC	C1C-NC	-2.32	1.34	1.37
11	X3	1001	CYC	C1D-CHD	2.32	1.50	1.41
11	Z3	1001	CYC	C1D-CHD	2.32	1.50	1.41
11	P3	1001	CYC	C1D-CHD	2.32	1.50	1.41
11	U1	201	CYC	C1B-NB	-2.32	1.33	1.37
11	H7	1001	CYC	OB-C4B	2.32	1.28	1.23
11	K3	1001	CYC	C1D-CHD	2.32	1.50	1.41
11	S5	201	CYC	C1B-NB	-2.31	1.33	1.37
11	q3	1001	CYC	C1D-CHD	2.31	1.50	1.41
11	X7	1001	CYC	OB-C4B	2.31	1.28	1.23
11	R3	1001	CYC	C1D-CHD	2.31	1.50	1.41
11	H5	201	CYC	C1B-NB	-2.31	1.33	1.37
11	o3	1001	CYC	C1D-CHD	2.31	1.50	1.41
11	Z7	1001	CYC	OB-C4B	2.31	1.28	1.23
11	V3	201	CYC	C1B-C2B	2.31	1.49	1.45
11	H2	201	CYC	C4C-NC	-2.31	1.32	1.37
11	V5	202	CYC	C1B-NB	-2.31	1.33	1.37
11	V1	202	CYC	C1B-NB	-2.31	1.33	1.37
11	03	902	CYC	C1B-NB	-2.30	1.33	1.37
11	C6	203	CYC	C4C-NC	-2.30	1.32	1.37
11	x3	1001	CYC	C1B-NB	-2.30	1.33	1.37
11	X2	203	CYC	C4C-NC	-2.30	1.32	1.37
11	R6	202	CYC	C4C-NC	-2.30	1.32	1.37
11	Z2	201	CYC	C4C-NC	-2.30	1.32	1.37
11	j3	1001	CYC	C1B-NB	-2.30	1.34	1.37
11	P1	201	CYC	C1B-C2B	2.30	1.49	1.45
11	S2	201	CYC	C4C-NC	-2.30	1.32	1.37
11	J6	201	CYC	C4C-NC	-2.30	1.32	1.37
11	W2	201	CYC	C4C-NC	-2.30	1.32	1.37
11	R7	1001	CYC	C1C-NC	-2.30	1.34	1.37

Continued on next page...

Continued from previous page...

Mol	Chain	Res	Type	Atoms	Z	Observed(Å)	Ideal(Å)
11	S1	201	CYC	C1B-NB	-2.30	1.34	1.37
11	W3	1001	CYC	C1B-NB	-2.30	1.34	1.37
11	L5	201	CYC	C1B-NB	-2.30	1.34	1.37
11	J7	1001	CYC	OB-C4B	2.30	1.28	1.23
11	X5	201	CYC	C1B-C2B	2.30	1.49	1.45
11	O6	201	CYC	C4C-NC	-2.29	1.32	1.37
11	D2	201	CYC	C4C-NC	-2.29	1.32	1.37
11	I7	1001	CYC	C1C-NC	-2.29	1.34	1.37
11	A7	1001	CYC	OB-C4B	2.29	1.27	1.23
11	q3	1001	CYC	C4D-CHA	2.29	1.50	1.41
11	G5	201	CYC	C4B-NB	-2.29	1.33	1.38
11	i3	1001	CYC	C4D-CHA	2.29	1.50	1.41
11	H6	201	CYC	C4C-NC	-2.29	1.32	1.37
11	d3	1001	CYC	C4D-CHA	2.29	1.50	1.41
11	K2	203	CYC	C4C-NC	-2.29	1.32	1.37
11	U6	201	CYC	C4C-NC	-2.29	1.32	1.37
11	f3	1001	CYC	C1D-CHD	2.29	1.50	1.41
11	S3	1001	CYC	C1B-NB	-2.29	1.34	1.37
11	y3	1001	CYC	C4D-CHA	2.29	1.50	1.41
11	V5	201	CYC	C4B-NB	-2.29	1.33	1.38
11	o3	1001	CYC	C4D-CHA	2.29	1.50	1.41
11	M5	201	CYC	C1B-C2B	2.29	1.49	1.45
11	K1	201	CYC	C4B-NB	-2.29	1.33	1.38
11	c3	1001	CYC	C1B-NB	-2.29	1.34	1.37
11	o3	1001	CYC	C1B-NB	-2.29	1.34	1.37
11	w3	1001	CYC	C1B-NB	-2.29	1.34	1.37
11	H3	1001	CYC	C1B-NB	-2.29	1.34	1.37
11	U3	1001	CYC	C1B-NB	-2.29	1.34	1.37
11	N3	1001	CYC	C4D-CHA	2.28	1.50	1.41
11	Q2	201	CYC	C4C-NC	-2.28	1.32	1.37
11	X1	201	CYC	C1B-C2B	2.28	1.49	1.45
11	w3	1001	CYC	C4D-CHA	2.28	1.50	1.41
11	E2	203	CYC	C4C-NC	-2.28	1.32	1.37
11	s3	1001	CYC	C4D-CHA	2.28	1.50	1.41
11	C1	202	CYC	C1B-NB	-2.28	1.34	1.37
11	K3	1001	CYC	C4D-CHA	2.28	1.50	1.41
11	B2	201	CYC	C4C-NC	-2.28	1.32	1.37
11	T3	1001	CYC	C4D-CHA	2.28	1.50	1.41
11	U5	201	CYC	C1B-NB	-2.28	1.34	1.37
11	t3	1001	CYC	C1B-NB	-2.28	1.34	1.37
11	G3	1001	CYC	C4D-CHA	2.28	1.50	1.41
11	M1	201	CYC	C1B-C2B	2.28	1.49	1.45

Continued on next page...

Continued from previous page...

Mol	Chain	Res	Type	Atoms	Z	Observed(Å)	Ideal(Å)
11	u3	1001	CYC	C4D-CHA	2.28	1.50	1.41
11	T2	201	CYC	C4C-NC	-2.28	1.32	1.37
11	X3	1001	CYC	C1B-NB	-2.28	1.34	1.37
11	V1	201	CYC	C4B-NB	-2.28	1.33	1.38
11	Q3	1001	CYC	C1B-C2B	2.28	1.49	1.45
11	k3	1001	CYC	C4D-CHA	2.28	1.49	1.41
11	L6	201	CYC	C4C-NC	-2.28	1.32	1.37
11	J1	201	CYC	C1B-NB	-2.28	1.34	1.37
11	X1	203	CYC	C1B-NB	-2.28	1.34	1.37
11	w3	1001	CYC	C1A-NA	-2.28	1.33	1.38
11	N1	301	CYC	C1B-C2B	2.28	1.49	1.45
11	K7	1001	CYC	C1C-NC	-2.28	1.34	1.37
11	A5	302	CYC	C4B-NB	-2.28	1.33	1.38
11	Q6	201	CYC	C4C-NC	-2.28	1.32	1.37
11	f3	1001	CYC	C4D-CHA	2.28	1.49	1.41
11	b3	1001	CYC	C4D-CHA	2.27	1.49	1.41
11	R3	1001	CYC	C1B-NB	-2.27	1.34	1.37
11	Z3	1001	CYC	C1B-NB	-2.27	1.34	1.37
11	p3	1001	CYC	C1B-NB	-2.27	1.34	1.37
11	J5	201	CYC	C1B-NB	-2.27	1.34	1.37
11	Q5	201	CYC	C1B-NB	-2.27	1.34	1.37
11	R1	201	CYC	C4B-NB	-2.27	1.33	1.38
11	I3	1001	CYC	C4D-CHA	2.27	1.49	1.41
11	Q1	201	CYC	C1B-NB	-2.27	1.34	1.37
11	G5	201	CYC	C1B-C2B	2.27	1.49	1.45
11	B1	201	CYC	C1B-NB	-2.27	1.34	1.37
11	s3	1001	CYC	C1B-NB	-2.27	1.34	1.37
11	R3	1001	CYC	C4D-CHA	2.27	1.49	1.41
11	G1	201	CYC	C4B-NB	-2.27	1.33	1.38
11	X1	201	CYC	C4B-NB	-2.27	1.33	1.38
11	I3	1001	CYC	C1A-NA	-2.27	1.33	1.38
11	P1	201	CYC	C4B-NB	-2.27	1.33	1.38
11	I1	201	CYC	C1B-C2B	2.27	1.49	1.45
11	P3	1001	CYC	C4D-CHA	2.27	1.49	1.41
11	g3	1001	CYC	C1B-C2B	2.27	1.49	1.45
11	u3	1001	CYC	C1B-NB	-2.27	1.34	1.37
11	C5	202	CYC	C1B-NB	-2.27	1.34	1.37
11	H1	201	CYC	C1B-NB	-2.27	1.34	1.37
11	X3	1001	CYC	C4D-CHA	2.27	1.49	1.41
11	D7	1001	CYC	C1C-NC	-2.27	1.34	1.37
11	X5	203	CYC	C1B-NB	-2.27	1.34	1.37
11	f3	1001	CYC	C1B-NB	-2.27	1.34	1.37

Continued on next page...

Continued from previous page...

Mol	Chain	Res	Type	Atoms	Z	Observed(Å)	Ideal(Å)
11	A5	301	CYC	C1B-C2B	2.27	1.49	1.45
11	I3	1001	CYC	C1B-NB	-2.27	1.34	1.37
11	n3	1001	CYC	C1B-NB	-2.26	1.34	1.37
11	R3	1001	CYC	C1A-NA	-2.26	1.33	1.38
11	Z3	1001	CYC	C4D-CHA	2.26	1.49	1.41
11	G1	201	CYC	C1B-C2B	2.26	1.49	1.45
11	N5	301	CYC	C1B-C2B	2.26	1.49	1.45
11	l3	903	CYC	C1B-NB	-2.26	1.34	1.37
11	O3	1001	CYC	C1B-NB	-2.26	1.34	1.37
11	y3	1001	CYC	C1A-NA	-2.26	1.33	1.38
11	N5	301	CYC	C4B-NB	-2.26	1.33	1.38
11	Z1	201	CYC	C4B-NB	-2.26	1.33	1.38
11	Y6	201	CYC	C4C-NC	-2.26	1.32	1.37
11	A1	302	CYC	C4B-NB	-2.26	1.33	1.38
11	L1	201	CYC	C1B-NB	-2.26	1.34	1.37
11	B6	201	CYC	C4C-NC	-2.26	1.32	1.37
11	K5	201	CYC	C4B-NB	-2.26	1.33	1.38
11	M5	201	CYC	C4B-NB	-2.26	1.33	1.38
11	I5	201	CYC	C4B-NB	-2.26	1.33	1.38
11	N3	1001	CYC	C1A-NA	-2.26	1.33	1.38
11	F6	201	CYC	C4C-NC	-2.25	1.32	1.37
11	F7	1001	CYC	C1C-NC	-2.25	1.34	1.37
11	b3	1001	CYC	C1B-NB	-2.25	1.34	1.37
11	j3	1001	CYC	C1A-NA	-2.25	1.33	1.38
11	P3	1001	CYC	C1B-NB	-2.25	1.34	1.37
11	a7	1001	CYC	C1C-NC	-2.25	1.34	1.37
11	X3	1001	CYC	C1A-NA	-2.25	1.33	1.38
11	I1	201	CYC	C4B-NB	-2.25	1.33	1.38
11	M1	201	CYC	C4B-NB	-2.25	1.33	1.38
11	K1	201	CYC	C1B-C2B	2.25	1.49	1.45
11	g3	1001	CYC	C1D-CHD	2.25	1.49	1.41
11	l3	903	CYC	C1A-NA	-2.25	1.33	1.38
11	R5	201	CYC	C4B-NB	-2.25	1.33	1.38
11	Q3	1001	CYC	C1D-CHD	2.25	1.49	1.41
11	z3	1001	CYC	C1B-NB	-2.25	1.34	1.37
11	s3	1001	CYC	C1A-NA	-2.25	1.33	1.38
11	S3	1001	CYC	C1A-NA	-2.25	1.33	1.38
11	F1	201	CYC	C1B-NB	-2.25	1.34	1.37
11	K3	1001	CYC	C1B-NB	-2.25	1.34	1.37
11	Z3	1001	CYC	C1A-NA	-2.25	1.33	1.38
11	r3	1001	CYC	C1A-NA	-2.25	1.33	1.38
11	l3	902	CYC	C1B-NB	-2.25	1.34	1.37

Continued on next page...

Continued from previous page...

Mol	Chain	Res	Type	Atoms	Z	Observed(Å)	Ideal(Å)
11	v3	1001	CYC	C1B-NB	-2.25	1.34	1.37
11	L5	201	CYC	C1B-C2B	2.25	1.49	1.45
11	g3	1001	CYC	C4C-NC	-2.25	1.32	1.37
11	n3	1001	CYC	C1A-NA	-2.25	1.33	1.38
11	Q3	1001	CYC	C4C-NC	-2.25	1.32	1.37
11	Y4	201	CYC	C2C-C1C	-2.25	1.50	1.52
11	l3	1001	CYC	C1B-NB	-2.25	1.34	1.37
11	Y7	1001	CYC	C1C-NC	-2.25	1.34	1.37
11	A1	302	CYC	C1B-C2B	2.25	1.49	1.45
11	i3	1001	CYC	C1A-NA	-2.25	1.33	1.38
11	u3	1001	CYC	C1A-NA	-2.25	1.33	1.38
11	Z5	201	CYC	C4B-NB	-2.24	1.33	1.38
11	N3	1001	CYC	C1B-NB	-2.24	1.34	1.37
11	P5	201	CYC	C4B-NB	-2.24	1.33	1.38
11	K3	1001	CYC	C1A-NA	-2.24	1.33	1.38
11	V1	201	CYC	C1B-C2B	2.24	1.49	1.45
11	q3	1001	CYC	C1B-NB	-2.24	1.34	1.37
11	B5	201	CYC	C1B-NB	-2.24	1.34	1.37
11	W4	201	CYC	O2A-CGA	2.24	1.38	1.30
11	d3	1001	CYC	C1A-NA	-2.24	1.33	1.38
11	X5	201	CYC	C4B-NB	-2.24	1.33	1.38
11	T3	1001	CYC	C1B-NB	-2.24	1.34	1.37
11	z3	1001	CYC	C1A-NA	-2.24	1.33	1.38
11	i3	1001	CYC	C1B-NB	-2.24	1.34	1.37
11	l3	901	CYC	C4C-NC	-2.24	1.32	1.37
11	q3	1001	CYC	C1A-NA	-2.24	1.33	1.38
11	k3	1001	CYC	C1B-NB	-2.24	1.34	1.37
11	d3	1001	CYC	C1B-NB	-2.24	1.34	1.37
11	e3	1001	CYC	C1A-NA	-2.24	1.33	1.38
11	W8	201	CYC	O2A-CGA	2.24	1.38	1.30
11	A1	301	CYC	C4B-NB	-2.24	1.33	1.38
11	A1	301	CYC	C1B-C2B	2.24	1.49	1.45
11	O3	1001	CYC	C1A-NA	-2.24	1.33	1.38
11	L1	201	CYC	C1B-C2B	2.23	1.49	1.45
11	Z5	201	CYC	C1B-C2B	2.23	1.49	1.45
11	J3	201	CYC	C1B-NB	-2.23	1.34	1.37
11	S4	201	CYC	C2C-C1C	-2.23	1.50	1.52
11	V5	201	CYC	C1B-C2B	2.23	1.49	1.45
11	O5	201	CYC	C1B-NB	-2.23	1.34	1.37
11	l3	904	CYC	C1B-NB	-2.23	1.34	1.37
11	W3	1001	CYC	C1A-NA	-2.23	1.33	1.38
11	O1	201	CYC	C1B-NB	-2.23	1.34	1.37

Continued on next page...

Continued from previous page...

Mol	Chain	Res	Type	Atoms	Z	Observed(Å)	Ideal(Å)
11	I5	201	CYC	C1B-C2B	2.23	1.49	1.45
11	W4	201	CYC	C2C-C1C	-2.23	1.50	1.52
11	S5	201	CYC	C2C-C1C	-2.23	1.50	1.52
11	G3	1001	CYC	C1B-NB	-2.23	1.34	1.37
11	I3	902	CYC	C1A-NA	-2.23	1.33	1.38
11	K5	201	CYC	C1B-C2B	2.23	1.49	1.45
11	F5	201	CYC	C1B-NB	-2.23	1.34	1.37
11	k3	1001	CYC	C1A-NA	-2.23	1.33	1.38
11	Z1	201	CYC	C1B-C2B	2.23	1.49	1.45
11	R1	201	CYC	C1B-C2B	2.23	1.49	1.45
11	Q3	1001	CYC	C1B-NB	-2.23	1.34	1.37
11	X5	202	CYC	C4C-NC	-2.23	1.32	1.37
11	v3	1001	CYC	C1A-NA	-2.22	1.33	1.38
11	E8	203	CYC	C2C-C1C	-2.22	1.50	1.52
11	N1	301	CYC	C4B-NB	-2.22	1.33	1.38
11	Q1	201	CYC	C1B-C2B	2.22	1.49	1.45
11	L8	201	CYC	O2A-CGA	2.22	1.38	1.30
11	H1	201	CYC	C1B-C2B	2.22	1.49	1.45
11	T4	201	CYC	C1D-CHD	2.22	1.49	1.41
11	J3	201	CYC	C1A-NA	-2.22	1.33	1.38
11	G3	1001	CYC	C1A-NA	-2.22	1.33	1.38
11	S4	201	CYC	O2A-CGA	2.22	1.38	1.30
11	03	902	CYC	C1A-NA	-2.22	1.33	1.38
11	L4	201	CYC	O2A-CGA	2.22	1.38	1.30
11	o3	1001	CYC	C1A-NA	-2.22	1.33	1.38
11	t3	1001	CYC	C1A-NA	-2.22	1.33	1.38
11	e3	1001	CYC	C1B-NB	-2.22	1.34	1.37
11	H5	201	CYC	C1B-C2B	2.22	1.49	1.45
11	U5	201	CYC	C1B-C2B	2.22	1.49	1.45
11	b3	1001	CYC	C1A-NA	-2.22	1.33	1.38
11	f3	1001	CYC	C1A-NA	-2.22	1.33	1.38
11	Q5	201	CYC	C1B-C2B	2.22	1.49	1.45
11	Y4	201	CYC	O2A-CGA	2.21	1.38	1.30
11	M4	201	CYC	O2A-CGA	2.21	1.38	1.30
11	P8	203	CYC	C2C-C1C	-2.21	1.50	1.52
11	W8	201	CYC	C2C-C1C	-2.21	1.50	1.52
11	I4	203	CYC	O2A-CGA	2.21	1.38	1.30
11	R5	201	CYC	C1B-C2B	2.21	1.49	1.45
11	O4	201	CYC	O2A-CGA	2.21	1.38	1.30
11	U3	1001	CYC	C1A-NA	-2.21	1.33	1.38
11	P8	203	CYC	O2A-CGA	2.21	1.38	1.30
11	p3	1001	CYC	C1A-NA	-2.21	1.33	1.38

Continued on next page...

Continued from previous page...

Mol	Chain	Res	Type	Atoms	Z	Observed(Å)	Ideal(Å)
11	T3	1001	CYC	C1A-NA	-2.21	1.33	1.38
11	I8	203	CYC	O2A-CGA	2.21	1.38	1.30
11	Q3	1001	CYC	C4A-C3A	2.21	1.50	1.45
11	P5	202	CYC	O1D-CGD	2.21	1.29	1.22
11	J5	201	CYC	C1B-C2B	2.21	1.49	1.45
11	C5	202	CYC	C2C-C1C	-2.21	1.50	1.52
11	H3	1001	CYC	C1A-NA	-2.21	1.33	1.38
11	c3	1001	CYC	C1A-NA	-2.21	1.33	1.38
11	y3	1001	CYC	C1B-NB	-2.21	1.34	1.37
11	l3	1001	CYC	C1A-NA	-2.21	1.33	1.38
11	M8	201	CYC	C2C-C1C	-2.21	1.50	1.52
11	l3	904	CYC	C1A-NA	-2.21	1.33	1.38
11	Y8	201	CYC	O2A-CGA	2.21	1.38	1.30
11	Z4	201	CYC	C1D-CHD	2.21	1.49	1.41
11	T8	201	CYC	C1D-CHD	2.21	1.49	1.41
11	C5	202	CYC	C1B-C2B	2.21	1.49	1.45
11	M3	201	CYC	C1A-NA	-2.21	1.33	1.38
11	P3	1001	CYC	C1A-NA	-2.21	1.33	1.38
11	x3	1001	CYC	C1A-NA	-2.21	1.33	1.38
11	U4	201	CYC	C2C-C1C	-2.21	1.50	1.52
11	J1	201	CYC	C1B-C2B	2.21	1.49	1.45
11	U1	201	CYC	C1B-C2B	2.21	1.49	1.45
11	S8	201	CYC	O2A-CGA	2.21	1.38	1.30
11	C1	202	CYC	C2C-C1C	-2.21	1.50	1.52
11	S1	201	CYC	C2C-C1C	-2.21	1.50	1.52
11	S5	201	CYC	C1B-C2B	2.20	1.49	1.45
11	X1	202	CYC	C4C-NC	-2.20	1.32	1.37
11	A5	302	CYC	C1B-C2B	2.20	1.49	1.45
11	U8	201	CYC	C2C-C1C	-2.20	1.50	1.52
11	G8	201	CYC	O2A-CGA	2.20	1.38	1.30
11	N4	301	CYC	C1D-CHD	2.20	1.49	1.41
11	Q1	201	CYC	C2C-C1C	-2.20	1.50	1.52
11	Q5	201	CYC	C2C-C1C	-2.20	1.50	1.52
11	P1	202	CYC	C4C-NC	-2.20	1.32	1.37
11	M4	202	CYC	C1D-CHD	2.20	1.49	1.41
11	A8	301	CYC	C1D-CHD	2.20	1.49	1.41
11	g3	1001	CYC	C1B-NB	-2.20	1.34	1.37
11	P4	203	CYC	O2A-CGA	2.20	1.38	1.30
11	V1	202	CYC	C1B-C2B	2.20	1.49	1.45
11	N8	301	CYC	C1D-CHD	2.20	1.49	1.41
11	B5	201	CYC	C2C-C1C	-2.20	1.50	1.52
11	O8	201	CYC	O2A-CGA	2.20	1.38	1.30

Continued on next page...

Continued from previous page...

Mol	Chain	Res	Type	Atoms	Z	Observed(Å)	Ideal(Å)
11	M8	201	CYC	O2A-CGA	2.20	1.38	1.30
11	A4	301	CYC	C1D-CHD	2.20	1.49	1.41
11	E4	203	CYC	O2A-CGA	2.19	1.38	1.30
11	U8	201	CYC	O2A-CGA	2.19	1.38	1.30
11	I1	202	CYC	C4C-NC	-2.19	1.32	1.37
11	X5	203	CYC	C1B-C2B	2.19	1.49	1.45
11	I4	201	CYC	C1D-CHD	2.19	1.49	1.41
11	U4	201	CYC	O2A-CGA	2.19	1.38	1.30
11	D8	201	CYC	O2A-CGA	2.19	1.38	1.30
11	Z8	201	CYC	C1D-CHD	2.19	1.49	1.41
11	C1	202	CYC	C1B-C2B	2.19	1.49	1.45
11	P7	1001	CYC	C4D-CHA	2.19	1.49	1.41
11	D4	201	CYC	O2A-CGA	2.19	1.38	1.30
11	A5	301	CYC	C4B-NB	-2.19	1.33	1.38
11	P8	201	CYC	C1D-CHD	2.19	1.49	1.41
11	O1	201	CYC	C1B-C2B	2.19	1.49	1.45
11	E8	203	CYC	O2A-CGA	2.19	1.38	1.30
11	K4	201	CYC	C1D-CHD	2.19	1.49	1.41
11	D8	201	CYC	C2C-C1C	-2.19	1.50	1.52
11	E4	201	CYC	C1D-CHD	2.19	1.49	1.41
11	B1	201	CYC	C1B-C2B	2.19	1.49	1.45
11	03	901	CYC	C4C-NC	-2.19	1.32	1.37
11	M8	202	CYC	C1D-CHD	2.19	1.49	1.41
11	M1	202	CYC	C4C-NC	-2.19	1.32	1.37
11	K7	1001	CYC	C4D-CHA	2.19	1.49	1.41
11	D5	201	CYC	C4C-NC	-2.19	1.32	1.37
11	G8	202	CYC	C1D-CHD	2.19	1.49	1.41
11	G4	201	CYC	O2A-CGA	2.19	1.38	1.30
11	P7	1001	CYC	C1A-NA	-2.19	1.33	1.38
11	G4	202	CYC	C1D-CHD	2.19	1.49	1.41
11	Z1	202	CYC	O1D-CGD	2.19	1.29	1.22
11	K8	201	CYC	C1D-CHD	2.19	1.49	1.41
11	a7	1001	CYC	C1A-NA	-2.18	1.33	1.38
11	E8	201	CYC	C1D-CHD	2.18	1.49	1.41
11	T7	1001	CYC	C4D-CHA	2.18	1.49	1.41
11	D7	1001	CYC	C1B-NB	-2.18	1.34	1.37
11	P1	202	CYC	O1D-CGD	2.18	1.29	1.22
11	V8	201	CYC	C1D-CHD	2.18	1.49	1.41
11	I5	202	CYC	C4C-NC	-2.18	1.32	1.37
11	M5	202	CYC	C4C-NC	-2.18	1.32	1.37
11	B7	1001	CYC	C4D-CHA	2.18	1.49	1.41
11	X1	203	CYC	C1B-C2B	2.18	1.49	1.45

Continued on next page...

Continued from previous page...

Mol	Chain	Res	Type	Atoms	Z	Observed(Å)	Ideal(Å)
11	D7	1001	CYC	C1A-NA	-2.18	1.33	1.38
11	B5	201	CYC	C1B-C2B	2.18	1.49	1.45
11	M5	202	CYC	O1D-CGD	2.18	1.29	1.22
11	T5	201	CYC	C4C-NC	-2.18	1.32	1.37
11	P5	202	CYC	C4C-NC	-2.18	1.32	1.37
11	V4	201	CYC	C1D-CHD	2.18	1.49	1.41
11	V1	202	CYC	C2C-C1C	-2.18	1.50	1.52
11	I8	201	CYC	C1D-CHD	2.18	1.49	1.41
11	G5	202	CYC	C4C-NC	-2.18	1.32	1.37
11	g3	1001	CYC	C4A-C3A	2.18	1.50	1.45
11	V5	202	CYC	C1B-C2B	2.18	1.49	1.45
11	Z1	202	CYC	C4C-NC	-2.18	1.32	1.37
11	Z5	202	CYC	C4C-NC	-2.18	1.32	1.37
11	M4	201	CYC	C2C-C1C	-2.18	1.50	1.52
11	B7	1001	CYC	C1A-NA	-2.18	1.33	1.38
11	W7	1001	CYC	C4D-CHA	2.18	1.49	1.41
11	P4	201	CYC	C1D-CHD	2.17	1.49	1.41
11	P4	203	CYC	C2C-C1C	-2.17	1.50	1.52
11	D7	1001	CYC	C4D-CHA	2.17	1.49	1.41
11	R7	1001	CYC	C4D-CHA	2.17	1.49	1.41
11	M7	1001	CYC	C4D-CHA	2.17	1.49	1.41
11	X8	201	CYC	C1D-CHD	2.17	1.49	1.41
11	D1	201	CYC	C4C-NC	-2.17	1.32	1.37
11	m3	201	CYC	C4C-NC	-2.17	1.32	1.37
11	a7	1001	CYC	C4D-CHA	2.17	1.49	1.41
11	Y7	1001	CYC	C1A-NA	-2.17	1.33	1.38
11	B1	201	CYC	C2C-C1C	-2.17	1.50	1.52
11	F7	1001	CYC	C4D-CHA	2.17	1.49	1.41
11	G8	201	CYC	C2C-C1C	-2.17	1.50	1.52
11	T1	201	CYC	C4C-NC	-2.17	1.32	1.37
11	I3	901	CYC	C1B-NB	-2.17	1.34	1.37
11	Z5	202	CYC	O1D-CGD	2.17	1.29	1.22
11	X1	202	CYC	O1D-CGD	2.17	1.29	1.22
11	O5	201	CYC	C1B-C2B	2.17	1.49	1.45
11	V3	201	CYC	C4C-NC	-2.17	1.32	1.37
11	F1	201	CYC	C1B-C2B	2.17	1.49	1.45
11	F5	201	CYC	C1B-C2B	2.17	1.49	1.45
11	U5	202	CYC	O1D-CGD	2.17	1.29	1.22
11	J7	1001	CYC	C2C-C1C	-2.17	1.50	1.52
11	M1	202	CYC	O1D-CGD	2.17	1.29	1.22
11	Y7	1001	CYC	C4D-CHA	2.17	1.49	1.41
11	S1	201	CYC	C1B-C2B	2.17	1.49	1.45

Continued on next page...

Continued from previous page...

Mol	Chain	Res	Type	Atoms	Z	Observed(Å)	Ideal(Å)
11	G1	202	CYC	C4C-NC	-2.16	1.32	1.37
11	R5	202	CYC	C4C-NC	-2.16	1.32	1.37
11	C1	201	CYC	C4C-NC	-2.16	1.32	1.37
11	J5	201	CYC	C2C-C1C	-2.16	1.50	1.52
11	O5	201	CYC	C2C-C1C	-2.16	1.50	1.52
11	Q7	1001	CYC	C2C-C1C	-2.16	1.50	1.52
11	S8	201	CYC	C2C-C1C	-2.16	1.50	1.52
11	O8	201	CYC	C1D-CHD	2.16	1.49	1.41
11	O4	201	CYC	C1D-CHD	2.16	1.49	1.41
11	U1	202	CYC	O1D-CGD	2.16	1.29	1.22
11	I7	1001	CYC	C4D-CHA	2.16	1.49	1.41
11	K1	202	CYC	C4C-NC	-2.16	1.32	1.37
11	J1	201	CYC	C2C-C1C	-2.16	1.50	1.52
11	C1	201	CYC	O1D-CGD	2.16	1.29	1.22
11	C5	201	CYC	O1D-CGD	2.16	1.29	1.22
11	R1	202	CYC	C4C-NC	-2.16	1.32	1.37
11	D1	201	CYC	O1D-CGD	2.16	1.29	1.22
11	L1	201	CYC	C2C-C1C	-2.16	1.50	1.52
11	T1	201	CYC	O1D-CGD	2.15	1.29	1.22
11	I5	202	CYC	O1D-CGD	2.15	1.29	1.22
11	G5	202	CYC	O1D-CGD	2.15	1.29	1.22
11	G1	202	CYC	O1D-CGD	2.15	1.29	1.22
11	R7	1001	CYC	C1B-NB	-2.15	1.34	1.37
11	X4	201	CYC	C1D-CHD	2.15	1.49	1.41
11	I7	1001	CYC	C1A-NA	-2.15	1.34	1.38
11	K7	1001	CYC	C1A-NA	-2.15	1.34	1.38
11	P8	203	CYC	C1D-CHD	2.15	1.49	1.41
11	O4	201	CYC	C2C-C1C	-2.15	1.50	1.52
11	R5	202	CYC	C2C-C1C	-2.15	1.50	1.52
11	I1	202	CYC	O1D-CGD	2.15	1.29	1.22
11	O1	201	CYC	C2C-C1C	-2.15	1.50	1.52
11	P4	203	CYC	C1D-CHD	2.15	1.49	1.41
11	L5	201	CYC	C2C-C1C	-2.15	1.50	1.52
11	W7	1001	CYC	C1A-NA	-2.15	1.34	1.38
11	G8	201	CYC	C1D-CHD	2.15	1.49	1.41
11	K5	202	CYC	O1D-CGD	2.15	1.29	1.22
11	M8	201	CYC	C1D-CHD	2.15	1.49	1.41
11	X5	202	CYC	O1D-CGD	2.14	1.29	1.22
11	R1	202	CYC	O1D-CGD	2.14	1.29	1.22
11	T7	1001	CYC	C1A-NA	-2.14	1.34	1.38
11	S4	201	CYC	C1D-CHD	2.14	1.49	1.41
11	U4	201	CYC	C1D-CHD	2.14	1.49	1.41

Continued on next page...

Continued from previous page...

Mol	Chain	Res	Type	Atoms	Z	Observed(Å)	Ideal(Å)
11	G4	201	CYC	C1D-CHD	2.14	1.49	1.41
11	D5	201	CYC	O1D-CGD	2.14	1.29	1.22
11	L4	201	CYC	C1D-CHD	2.14	1.49	1.41
11	Y4	201	CYC	C1D-CHD	2.14	1.49	1.41
11	S8	201	CYC	C1D-CHD	2.14	1.49	1.41
11	T5	201	CYC	O1D-CGD	2.14	1.29	1.22
11	I7	1001	CYC	C1B-NB	-2.14	1.34	1.37
11	F1	201	CYC	C2C-C1C	-2.14	1.50	1.52
11	A7	1001	CYC	C2C-C1C	-2.14	1.50	1.52
11	M7	1001	CYC	C1A-NA	-2.14	1.34	1.38
11	K5	202	CYC	C4C-NC	-2.14	1.32	1.37
11	U8	201	CYC	C1D-CHD	2.14	1.49	1.41
11	C5	201	CYC	C4C-NC	-2.14	1.32	1.37
11	Y8	201	CYC	C1D-CHD	2.14	1.49	1.41
11	V5	202	CYC	C2C-C1C	-2.14	1.50	1.52
11	L8	201	CYC	C1D-CHD	2.14	1.49	1.41
11	R7	1001	CYC	C1A-NA	-2.13	1.34	1.38
11	K1	202	CYC	O1D-CGD	2.13	1.29	1.22
11	L4	201	CYC	C2C-C1C	-2.13	1.50	1.52
11	I8	203	CYC	C2C-C1C	-2.13	1.50	1.52
11	L8	201	CYC	C2C-C1C	-2.13	1.50	1.52
11	I4	203	CYC	C1D-CHD	2.13	1.49	1.41
11	P7	1001	CYC	C1B-NB	-2.13	1.34	1.37
11	U1	202	CYC	C4C-NC	-2.13	1.32	1.37
11	M4	201	CYC	C1D-CHD	2.13	1.49	1.41
11	D8	201	CYC	C1D-CHD	2.13	1.49	1.41
11	Y8	201	CYC	C2C-C1C	-2.13	1.50	1.52
11	E4	203	CYC	C1D-CHD	2.13	1.49	1.41
11	U5	202	CYC	C4C-NC	-2.12	1.32	1.37
11	Y7	1001	CYC	C1B-NB	-2.12	1.34	1.37
11	E4	201	CYC	C4A-C3A	2.12	1.50	1.45
11	I8	203	CYC	C1D-CHD	2.12	1.49	1.41
11	E8	203	CYC	C1D-CHD	2.12	1.49	1.41
11	R5	202	CYC	O1D-CGD	2.12	1.29	1.22
11	F7	1001	CYC	C1A-NA	-2.12	1.34	1.38
11	m3	201	CYC	OB-C4B	2.12	1.27	1.23
11	W8	201	CYC	C1D-CHD	2.12	1.49	1.41
11	X5	203	CYC	C2C-C1C	-2.12	1.50	1.52
11	W4	201	CYC	C1D-CHD	2.12	1.49	1.41
11	K7	1001	CYC	C1B-NB	-2.12	1.34	1.37
11	P5	201	CYC	C1A-NA	-2.11	1.34	1.38
11	C7	1001	CYC	C1D-CHD	2.11	1.49	1.41

Continued on next page...

Continued from previous page...

Mol	Chain	Res	Type	Atoms	Z	Observed(Å)	Ideal(Å)
11	S7	1001	CYC	C1D-CHD	2.11	1.49	1.41
11	F7	1001	CYC	C1B-NB	-2.11	1.34	1.37
11	E7	1001	CYC	C1D-CHD	2.11	1.49	1.41
11	D4	201	CYC	C2C-C1C	-2.11	1.50	1.52
11	P1	201	CYC	C1A-NA	-2.11	1.34	1.38
11	I4	203	CYC	C2C-C1C	-2.11	1.50	1.52
11	V3	201	CYC	OB-C4B	2.11	1.27	1.23
11	D4	201	CYC	C1D-CHD	2.11	1.49	1.41
11	V5	201	CYC	C1A-NA	-2.11	1.34	1.38
11	H6	201	CYC	C4B-NB	-2.10	1.33	1.38
11	H1	201	CYC	C2C-C1C	-2.10	1.50	1.52
11	J7	1001	CYC	C1D-CHD	2.10	1.49	1.41
11	T7	1001	CYC	C1B-NB	-2.10	1.34	1.37
11	H7	1001	CYC	C1D-CHD	2.10	1.49	1.41
11	03	901	CYC	C1B-NB	-2.10	1.34	1.37
11	V5	202	CYC	O2D-CGD	2.10	1.37	1.30
11	M7	1001	CYC	C1B-NB	-2.10	1.34	1.37
11	F5	201	CYC	C2C-C1C	-2.10	1.50	1.52
11	Z7	1001	CYC	C1D-CHD	2.10	1.49	1.41
11	O7	1001	CYC	C2C-C1C	-2.10	1.50	1.52
11	Q7	1001	CYC	C1D-CHD	2.10	1.49	1.41
11	V1	201	CYC	C1A-NA	-2.10	1.34	1.38
11	X1	203	CYC	C2C-C1C	-2.10	1.50	1.52
11	J1	201	CYC	O2D-CGD	2.09	1.37	1.30
11	J5	201	CYC	O2D-CGD	2.09	1.37	1.30
11	C7	1001	CYC	C2C-C1C	-2.09	1.50	1.52
11	E8	201	CYC	C4A-C3A	2.09	1.50	1.45
11	C5	202	CYC	O2D-CGD	2.09	1.37	1.30
11	E4	203	CYC	C4B-NB	-2.09	1.33	1.38
11	C1	201	CYC	C2C-C1C	-2.09	1.50	1.52
11	Z7	1001	CYC	C2C-C1C	-2.09	1.50	1.52
11	a7	1001	CYC	C1B-NB	-2.09	1.34	1.37
11	Z4	201	CYC	C4A-C3A	2.09	1.50	1.45
11	V7	1001	CYC	C1D-CHD	2.09	1.49	1.41
11	L7	1001	CYC	C1D-CHD	2.09	1.49	1.41
11	R5	201	CYC	C1A-NA	-2.09	1.34	1.38
11	U1	201	CYC	O2D-CGD	2.09	1.37	1.30
11	R1	201	CYC	C1A-NA	-2.09	1.34	1.38
11	A7	1001	CYC	C1D-CHD	2.09	1.49	1.41
11	P1	202	CYC	C2C-C1C	-2.09	1.50	1.52
11	D5	201	CYC	C2C-C1C	-2.09	1.50	1.52
11	O8	201	CYC	C2C-C1C	-2.09	1.50	1.52

Continued on next page...

Continued from previous page...

Mol	Chain	Res	Type	Atoms	Z	Observed(Å)	Ideal(Å)
11	K4	201	CYC	C4A-C3A	2.09	1.50	1.45
11	V1	202	CYC	O2D-CGD	2.09	1.37	1.30
11	X5	201	CYC	C1A-NA	-2.09	1.34	1.38
11	c3	1001	CYC	C1D-CHD	2.09	1.49	1.41
11	M1	201	CYC	C1A-NA	-2.08	1.34	1.38
11	J6	201	CYC	C1D-CHD	2.08	1.49	1.41
11	G1	201	CYC	C1A-NA	-2.08	1.34	1.38
11	A5	302	CYC	C1A-NA	-2.08	1.34	1.38
11	G8	202	CYC	C4A-C3A	2.08	1.50	1.45
11	W6	201	CYC	C4B-NB	-2.08	1.33	1.38
11	P4	201	CYC	C4A-C3A	2.08	1.50	1.45
11	B1	201	CYC	O2D-CGD	2.08	1.37	1.30
11	C1	202	CYC	O2D-CGD	2.08	1.37	1.30
11	H5	201	CYC	O2D-CGD	2.08	1.37	1.30
11	F1	201	CYC	O2D-CGD	2.08	1.37	1.30
11	L1	201	CYC	O2D-CGD	2.08	1.37	1.30
11	H2	201	CYC	C4B-NB	-2.08	1.33	1.38
11	A1	302	CYC	C1A-NA	-2.08	1.34	1.38
11	A5	301	CYC	C1A-NA	-2.08	1.34	1.38
11	F5	201	CYC	O2D-CGD	2.08	1.37	1.30
11	S5	201	CYC	O2D-CGD	2.08	1.37	1.30
11	Q1	201	CYC	O2D-CGD	2.08	1.37	1.30
11	Z8	201	CYC	C4A-C3A	2.08	1.50	1.45
11	13	904	CYC	C1D-CHD	2.08	1.49	1.41
11	H6	201	CYC	C1D-CHD	2.08	1.49	1.41
11	U5	201	CYC	O2D-CGD	2.08	1.37	1.30
11	S2	201	CYC	C4B-NB	-2.08	1.33	1.38
11	X2	203	CYC	C4B-NB	-2.08	1.33	1.38
11	Q6	201	CYC	C1D-CHD	2.08	1.49	1.41
11	O5	201	CYC	O2D-CGD	2.08	1.37	1.30
11	S3	1001	CYC	C1D-CHD	2.08	1.49	1.41
11	A1	301	CYC	C1A-NA	-2.08	1.34	1.38
11	O1	201	CYC	O2D-CGD	2.08	1.37	1.30
11	N4	301	CYC	C4A-C3A	2.08	1.50	1.45
11	S1	201	CYC	O2D-CGD	2.08	1.37	1.30
11	A8	301	CYC	C4A-C3A	2.07	1.50	1.45
11	E8	203	CYC	C4B-NB	-2.07	1.33	1.38
11	H1	201	CYC	O2D-CGD	2.07	1.37	1.30
11	p3	1001	CYC	C1D-CHD	2.07	1.49	1.41
11	C6	203	CYC	C1D-CHD	2.07	1.49	1.41
11	U8	201	CYC	C4B-NB	-2.07	1.33	1.38
11	I4	203	CYC	C4B-NB	-2.07	1.33	1.38

Continued on next page...

Continued from previous page...

Mol	Chain	Res	Type	Atoms	Z	Observed(Å)	Ideal(Å)
11	I5	201	CYC	C1A-NA	-2.07	1.34	1.38
11	Q5	201	CYC	O2D-CGD	2.07	1.37	1.30
11	X1	201	CYC	C1A-NA	-2.07	1.34	1.38
11	M5	201	CYC	C1A-NA	-2.07	1.34	1.38
11	L5	201	CYC	O2D-CGD	2.07	1.37	1.30
11	O7	1001	CYC	C1D-CHD	2.07	1.49	1.41
11	C5	201	CYC	C2C-C1C	-2.07	1.50	1.52
11	H5	201	CYC	C2C-C1C	-2.07	1.50	1.52
11	W2	201	CYC	C4B-NB	-2.07	1.33	1.38
11	13	903	CYC	C1D-CHD	2.07	1.49	1.41
11	O6	201	CYC	C1D-CHD	2.07	1.49	1.41
11	I2	203	CYC	C1D-CHD	2.07	1.49	1.41
11	V8	201	CYC	C4A-C3A	2.07	1.50	1.45
11	X1	203	CYC	O2D-CGD	2.07	1.37	1.30
11	M3	201	CYC	C4A-C3A	2.07	1.50	1.45
11	P8	201	CYC	C4A-C3A	2.07	1.50	1.45
11	R1	202	CYC	C2C-C1C	-2.07	1.50	1.52
11	03	901	CYC	C1D-CHD	2.07	1.49	1.41
11	V4	201	CYC	C4A-C3A	2.07	1.50	1.45
11	D2	201	CYC	C1D-CHD	2.07	1.49	1.41
11	W2	201	CYC	C1D-CHD	2.07	1.49	1.41
11	S4	201	CYC	C4B-NB	-2.07	1.33	1.38
11	G5	201	CYC	C1A-NA	-2.07	1.34	1.38
11	J3	201	CYC	C1D-CHD	2.07	1.49	1.41
11	M4	201	CYC	C4B-NB	-2.07	1.33	1.38
11	H3	1001	CYC	C4A-C3A	2.07	1.50	1.45
11	A4	301	CYC	C4A-C3A	2.07	1.50	1.45
11	Y6	201	CYC	C4B-NB	-2.07	1.33	1.38
11	Q2	201	CYC	C1D-CHD	2.07	1.49	1.41
11	G4	201	CYC	C2C-C1C	-2.07	1.50	1.52
11	o3	1001	CYC	C1B-C2B	2.07	1.48	1.45
11	K8	201	CYC	C4A-C3A	2.07	1.50	1.45
11	r3	1001	CYC	C1D-CHD	2.06	1.49	1.41
11	t3	1001	CYC	C1D-CHD	2.06	1.49	1.41
11	R6	202	CYC	C1D-CHD	2.06	1.49	1.41
11	H2	201	CYC	C1D-CHD	2.06	1.49	1.41
11	13	901	CYC	C1D-CHD	2.06	1.49	1.41
11	x3	1001	CYC	C1D-CHD	2.06	1.49	1.41
11	K5	201	CYC	C1A-NA	-2.06	1.34	1.38
11	K2	203	CYC	C4B-NB	-2.06	1.33	1.38
11	S2	201	CYC	C1D-CHD	2.06	1.49	1.41
11	n3	1001	CYC	C1D-CHD	2.06	1.49	1.41

Continued on next page...

Continued from previous page...

Mol	Chain	Res	Type	Atoms	Z	Observed(Å)	Ideal(Å)
11	X7	1001	CYC	C1D-CHD	2.06	1.49	1.41
11	E2	203	CYC	C4B-NB	-2.06	1.33	1.38
11	W7	1001	CYC	C1B-NB	-2.06	1.34	1.37
11	B6	201	CYC	C1D-CHD	2.06	1.49	1.41
11	C6	203	CYC	C4B-NB	-2.06	1.33	1.38
11	z3	1001	CYC	C1D-CHD	2.06	1.49	1.41
11	B5	201	CYC	O2D-CGD	2.06	1.37	1.30
11	Z1	201	CYC	C1A-NA	-2.06	1.34	1.38
11	Z5	201	CYC	C1A-NA	-2.06	1.34	1.38
11	R6	202	CYC	C4B-NB	-2.06	1.33	1.38
11	I1	201	CYC	C1A-NA	-2.06	1.34	1.38
11	v3	1001	CYC	C1D-CHD	2.06	1.49	1.41
11	03	902	CYC	C1D-CHD	2.06	1.49	1.41
11	M8	202	CYC	C4A-C3A	2.06	1.50	1.45
11	N8	301	CYC	C4A-C3A	2.06	1.50	1.45
11	U4	201	CYC	C4B-NB	-2.06	1.33	1.38
11	W6	201	CYC	C1D-CHD	2.06	1.49	1.41
11	D8	201	CYC	C4B-NB	-2.06	1.33	1.38
11	I4	201	CYC	C4A-C3A	2.06	1.50	1.45
11	D2	201	CYC	C4B-NB	-2.06	1.33	1.38
11	M8	201	CYC	C4B-NB	-2.06	1.33	1.38
11	N1	301	CYC	C1A-NA	-2.06	1.34	1.38
11	I2	203	CYC	C4B-NB	-2.06	1.33	1.38
11	K1	201	CYC	C1A-NA	-2.06	1.34	1.38
11	I8	203	CYC	C4B-NB	-2.06	1.33	1.38
11	H3	1001	CYC	C1D-CHD	2.05	1.49	1.41
11	13	902	CYC	C4A-C3A	2.05	1.50	1.45
11	T2	201	CYC	C1D-CHD	2.05	1.49	1.41
11	Z2	201	CYC	C1D-CHD	2.05	1.49	1.41
11	D4	201	CYC	C4B-NB	-2.05	1.33	1.38
11	G8	201	CYC	C4B-NB	-2.05	1.33	1.38
11	c3	1001	CYC	C4A-C3A	2.05	1.50	1.45
11	X5	203	CYC	O2D-CGD	2.05	1.37	1.30
11	B6	201	CYC	C4B-NB	-2.05	1.33	1.38
11	L6	201	CYC	C1D-CHD	2.05	1.49	1.41
11	G4	202	CYC	CAD-C3D	-2.05	1.49	1.52
11	s3	1001	CYC	C1B-C2B	2.05	1.48	1.45
11	X1	202	CYC	C1D-CHD	2.05	1.49	1.41
11	l3	1001	CYC	C1D-CHD	2.05	1.49	1.41
11	T5	201	CYC	C1D-CHD	2.05	1.49	1.41
11	T4	201	CYC	C4A-C3A	2.05	1.50	1.45
11	B2	201	CYC	C1D-CHD	2.05	1.49	1.41

Continued on next page...

Continued from previous page...

Mol	Chain	Res	Type	Atoms	Z	Observed(Å)	Ideal(Å)
11	O3	1001	CYC	C4A-C3A	2.05	1.50	1.45
11	G4	202	CYC	C4A-C3A	2.05	1.50	1.45
11	K2	203	CYC	C1D-CHD	2.05	1.49	1.41
11	W3	1001	CYC	C1D-CHD	2.05	1.49	1.41
11	Y6	201	CYC	C1D-CHD	2.05	1.49	1.41
11	C1	201	CYC	C1D-CHD	2.05	1.49	1.41
11	U3	1001	CYC	C1D-CHD	2.05	1.49	1.41
11	E4	201	CYC	C4D-CHA	2.05	1.49	1.41
11	13	902	CYC	C1D-CHD	2.05	1.49	1.41
11	U6	201	CYC	C1D-CHD	2.05	1.49	1.41
11	J6	201	CYC	C4B-NB	-2.05	1.33	1.38
11	13	901	CYC	C4D-CHA	2.05	1.49	1.41
11	e3	1001	CYC	C1D-CHD	2.05	1.49	1.41
11	O3	1001	CYC	C1D-CHD	2.05	1.49	1.41
11	r3	1001	CYC	C4A-C3A	2.05	1.50	1.45
11	M3	201	CYC	C1D-CHD	2.05	1.49	1.41
11	w3	1001	CYC	C1B-C2B	2.05	1.48	1.45
11	G5	202	CYC	C2C-C1C	-2.05	1.50	1.52
11	H7	1001	CYC	C2C-C1C	-2.05	1.50	1.52
11	V4	201	CYC	CAD-C3D	-2.05	1.49	1.52
11	X3	1001	CYC	C1B-C2B	2.05	1.48	1.45
11	L6	201	CYC	C4B-NB	-2.05	1.33	1.38
11	B2	201	CYC	C4B-NB	-2.05	1.33	1.38
11	U5	201	CYC	C2C-C1C	-2.05	1.50	1.52
11	D5	201	CYC	C1D-CHD	2.05	1.49	1.41
11	B7	1001	CYC	C1B-NB	-2.05	1.34	1.37
11	G4	201	CYC	C4B-NB	-2.05	1.33	1.38
11	U1	202	CYC	C1D-CHD	2.05	1.49	1.41
11	Y8	201	CYC	C4B-NB	-2.05	1.33	1.38
11	G8	202	CYC	CAD-C3D	-2.05	1.49	1.52
11	R5	202	CYC	C1D-CHD	2.05	1.49	1.41
11	O8	201	CYC	C4B-NB	-2.05	1.33	1.38
11	C5	201	CYC	C1D-CHD	2.05	1.49	1.41
11	O4	201	CYC	C4B-NB	-2.05	1.33	1.38
11	X4	201	CYC	C4A-C3A	2.04	1.50	1.45
11	T8	201	CYC	C4A-C3A	2.04	1.50	1.45
11	M1	202	CYC	C1D-CHD	2.04	1.49	1.41
11	13	903	CYC	C4A-C3A	2.04	1.50	1.45
11	K1	202	CYC	C1D-CHD	2.04	1.49	1.41
11	U5	202	CYC	C1D-CHD	2.04	1.49	1.41
11	Q6	201	CYC	C4B-NB	-2.04	1.33	1.38
11	b3	1001	CYC	C1B-C2B	2.04	1.48	1.45

Continued on next page...

Continued from previous page...

Mol	Chain	Res	Type	Atoms	Z	Observed(Å)	Ideal(Å)
11	j3	1001	CYC	C1D-CHD	2.04	1.49	1.41
11	P1	202	CYC	C1D-CHD	2.04	1.49	1.41
11	D1	201	CYC	C2C-C1C	-2.04	1.50	1.52
11	W4	201	CYC	C4B-NB	-2.04	1.33	1.38
11	P5	202	CYC	C1D-CHD	2.04	1.49	1.41
11	G1	202	CYC	C1D-CHD	2.04	1.49	1.41
11	X2	203	CYC	C1D-CHD	2.04	1.49	1.41
11	L7	1001	CYC	C2C-C1C	-2.04	1.50	1.52
11	X8	201	CYC	CAD-C3D	-2.04	1.49	1.52
11	E2	203	CYC	C1D-CHD	2.04	1.49	1.41
11	O6	201	CYC	C4B-NB	-2.04	1.33	1.38
11	S8	201	CYC	C4B-NB	-2.04	1.33	1.38
11	q3	1001	CYC	C1B-C2B	2.04	1.48	1.45
11	V8	201	CYC	CAD-C3D	-2.04	1.49	1.52
11	X5	202	CYC	C1D-CHD	2.04	1.49	1.41
11	N5	301	CYC	C1A-NA	-2.04	1.34	1.38
11	T1	201	CYC	C1D-CHD	2.04	1.49	1.41
11	K4	201	CYC	C4D-CHA	2.04	1.49	1.41
11	d3	1001	CYC	C1B-C2B	2.04	1.48	1.45
11	G5	202	CYC	C1D-CHD	2.04	1.49	1.41
11	X8	201	CYC	C4A-C3A	2.04	1.50	1.45
11	03	902	CYC	C1B-C2B	2.04	1.48	1.45
11	K5	202	CYC	C2C-C1C	-2.04	1.50	1.52
11	V7	1001	CYC	C2C-C1C	-2.04	1.50	1.52
11	R3	1001	CYC	C1B-C2B	2.04	1.48	1.45
11	D1	201	CYC	C1D-CHD	2.04	1.49	1.41
11	W3	1001	CYC	C4A-C3A	2.04	1.50	1.45
11	M4	202	CYC	C4A-C3A	2.04	1.50	1.45
11	I1	202	CYC	C1D-CHD	2.03	1.49	1.41
11	K1	202	CYC	C2C-C1C	-2.03	1.50	1.52
11	K5	202	CYC	C1D-CHD	2.03	1.49	1.41
11	M5	202	CYC	C1D-CHD	2.03	1.49	1.41
11	j3	1001	CYC	C4A-C3A	2.03	1.50	1.45
11	Z2	201	CYC	C4B-NB	-2.03	1.33	1.38
11	T2	201	CYC	C4B-NB	-2.03	1.33	1.38
11	R1	202	CYC	C1D-CHD	2.03	1.49	1.41
11	E8	201	CYC	C4D-CHA	2.03	1.49	1.41
11	Q2	201	CYC	C4B-NB	-2.03	1.33	1.38
11	F6	201	CYC	C4B-NB	-2.03	1.33	1.38
11	l3	1001	CYC	C4A-C3A	2.03	1.50	1.45
11	U1	201	CYC	C2C-C1C	-2.03	1.50	1.52
11	Z1	202	CYC	C1D-CHD	2.03	1.49	1.41

Continued on next page...

Continued from previous page...

Mol	Chain	Res	Type	Atoms	Z	Observed(Å)	Ideal(Å)
11	03	901	CYC	C4D-CHA	2.03	1.49	1.41
11	p3	1001	CYC	C1B-C2B	2.03	1.48	1.45
11	y3	1001	CYC	C1B-C2B	2.03	1.48	1.45
11	v3	1001	CYC	C4A-C3A	2.03	1.50	1.45
11	I8	201	CYC	C4A-C3A	2.03	1.50	1.45
11	F6	201	CYC	C1D-CHD	2.03	1.49	1.41
11	t3	1001	CYC	C4A-C3A	2.03	1.50	1.45
11	V8	201	CYC	C4D-CHA	2.03	1.49	1.41
11	I5	202	CYC	C1D-CHD	2.03	1.49	1.41
11	V5	201	CYC	C4C-NC	-2.03	1.33	1.37
11	S3	1001	CYC	C1B-C2B	2.03	1.48	1.45
11	e3	1001	CYC	C4A-C3A	2.03	1.50	1.45
11	p3	1001	CYC	C4A-C3A	2.03	1.50	1.45
11	X7	1001	CYC	C2C-C1C	-2.03	1.50	1.52
11	X4	201	CYC	CAD-C3D	-2.03	1.49	1.52
11	i3	1001	CYC	C1B-C2B	2.03	1.48	1.45
11	L8	201	CYC	C4B-NB	-2.03	1.33	1.38
11	V3	201	CYC	C4D-CHA	2.03	1.49	1.41
11	j3	1001	CYC	C1B-C2B	2.03	1.48	1.45
11	k3	1001	CYC	C1B-C2B	2.03	1.48	1.45
11	K8	201	CYC	C4D-CHA	2.03	1.49	1.41
11	Z4	201	CYC	CAD-C3D	-2.03	1.49	1.52
11	U3	1001	CYC	C4A-C3A	2.03	1.50	1.45
11	P8	201	CYC	C4D-CHA	2.03	1.49	1.41
11	I3	1001	CYC	C1B-C2B	2.03	1.48	1.45
11	Z3	1001	CYC	C1B-C2B	2.02	1.48	1.45
11	m3	201	CYC	C4D-CHA	2.02	1.49	1.41
11	G8	202	CYC	C4D-CHA	2.02	1.49	1.41
11	s3	1001	CYC	C1A-C2A	2.02	1.48	1.45
11	Y4	201	CYC	C4B-NB	-2.02	1.33	1.38
11	I4	201	CYC	CAD-C3D	-2.02	1.49	1.52
11	P8	203	CYC	C4B-NB	-2.02	1.33	1.38
11	P4	201	CYC	C4D-CHA	2.02	1.48	1.41
11	x3	1001	CYC	C4A-C3A	2.02	1.50	1.45
11	M8	202	CYC	C4D-CHA	2.02	1.48	1.41
11	U3	1001	CYC	C1B-C2B	2.02	1.48	1.45
11	A8	301	CYC	C4D-CHA	2.02	1.48	1.41
11	U6	201	CYC	C4B-NB	-2.02	1.33	1.38
11	Z8	201	CYC	CAD-C3D	-2.02	1.49	1.52
11	N3	1001	CYC	C1A-C2A	2.02	1.48	1.45
11	W8	201	CYC	C4B-NB	-2.02	1.33	1.38
11	Z5	202	CYC	C1D-CHD	2.01	1.48	1.41

Continued on next page...

Continued from previous page...

Mol	Chain	Res	Type	Atoms	Z	Observed(Å)	Ideal(Å)
11	V4	201	CYC	C4D-CHA	2.01	1.48	1.41
11	N4	301	CYC	CAD-C3D	-2.01	1.49	1.52
11	P4	203	CYC	C4B-NB	-2.01	1.33	1.38
11	V3	201	CYC	C1B-NB	-2.01	1.34	1.37
11	B5	201	CYC	C4B-NB	-2.01	1.33	1.38
11	n3	1001	CYC	C4A-C3A	2.01	1.50	1.45
11	C1	202	CYC	C4A-C3A	2.01	1.50	1.45
11	A4	301	CYC	C4D-CHA	2.01	1.48	1.41
11	M4	202	CYC	C4D-CHA	2.01	1.48	1.41
11	E7	1001	CYC	C2C-C1C	-2.01	1.50	1.52
11	K3	1001	CYC	C1A-C2A	2.01	1.48	1.45
11	I1	202	CYC	C2C-C1C	-2.01	1.50	1.52
11	03	902	CYC	C4A-C3A	2.01	1.50	1.45
11	f3	1001	CYC	C1B-C2B	2.01	1.48	1.45
11	G4	202	CYC	C4D-CHA	2.01	1.48	1.41
11	J3	201	CYC	C4A-C3A	2.01	1.50	1.45
11	Q7	1001	CYC	C1A-NA	-2.01	1.34	1.38
11	P5	202	CYC	C2C-C1C	-2.01	1.50	1.52
11	K8	201	CYC	CAD-C3D	-2.01	1.49	1.52
11	T4	201	CYC	C4D-CHA	2.01	1.48	1.41
11	K3	1001	CYC	C1B-C2B	2.01	1.48	1.45
11	X8	201	CYC	C4D-CHA	2.01	1.48	1.41
11	M4	201	CYC	C4D-CHA	2.01	1.48	1.41
11	T8	201	CYC	C4D-CHA	2.01	1.48	1.41
11	I4	201	CYC	C4D-CHA	2.00	1.48	1.41
11	z3	1001	CYC	C4A-C3A	2.00	1.50	1.45
11	R3	1001	CYC	C1A-C2A	2.00	1.48	1.45
11	F5	201	CYC	C4A-C3A	2.00	1.50	1.45
11	G1	202	CYC	C2C-C1C	-2.00	1.50	1.52
11	X1	203	CYC	C4A-C3A	2.00	1.50	1.45
11	o3	1001	CYC	C1A-C2A	2.00	1.48	1.45
11	P3	1001	CYC	C1B-C2B	2.00	1.48	1.45
11	V1	201	CYC	C4C-NC	-2.00	1.33	1.37
11	Q3	1001	CYC	C4B-NB	-2.00	1.33	1.38
11	C5	202	CYC	C4A-C3A	2.00	1.50	1.45
11	M8	201	CYC	C4D-CHA	2.00	1.48	1.41
11	L4	201	CYC	C4B-NB	-2.00	1.33	1.38
11	N4	301	CYC	C4D-CHA	2.00	1.48	1.41
11	N8	301	CYC	C4D-CHA	2.00	1.48	1.41
11	w3	1001	CYC	C1A-C2A	2.00	1.48	1.45
11	r3	1001	CYC	C1B-C2B	2.00	1.48	1.45
11	N1	301	CYC	C4C-NC	-2.00	1.33	1.37

All (5665) bond angle outliers are listed below:

Mol	Chain	Res	Type	Atoms	Z	Observed(°)	Ideal(°)
11	Z6	201	CYC	O2A-CGA-O1A	-15.39	84.93	123.30
11	I2	201	CYC	O2A-CGA-O1A	-15.39	84.94	123.30
11	S5	201	CYC	O2A-CGA-O1A	-15.39	84.94	123.30
11	F1	201	CYC	O2A-CGA-O1A	-15.38	84.95	123.30
11	I6	201	CYC	O2A-CGA-O1A	-15.38	84.96	123.30
11	C6	201	CYC	O2A-CGA-O1A	-15.38	84.96	123.30
11	N6	302	CYC	O2A-CGA-O1A	-15.38	84.96	123.30
11	N2	302	CYC	O2A-CGA-O1A	-15.38	84.96	123.30
11	A6	301	CYC	O2A-CGA-O1A	-15.38	84.96	123.30
11	H5	201	CYC	O2A-CGA-O1A	-15.38	84.97	123.30
11	S1	201	CYC	O2A-CGA-O1A	-15.38	84.97	123.30
11	F5	201	CYC	O2A-CGA-O1A	-15.38	84.97	123.30
11	X5	203	CYC	O2A-CGA-O1A	-15.38	84.97	123.30
11	H1	201	CYC	O2A-CGA-O1A	-15.38	84.97	123.30
11	C2	201	CYC	O2A-CGA-O1A	-15.38	84.97	123.30
11	A2	301	CYC	O2A-CGA-O1A	-15.38	84.97	123.30
11	E2	201	CYC	O2A-CGA-O1A	-15.38	84.98	123.30
11	Z2	202	CYC	O2A-CGA-O1A	-15.37	84.98	123.30
11	V6	201	CYC	O2A-CGA-O1A	-15.37	84.98	123.30
11	U5	201	CYC	O2A-CGA-O1A	-15.37	84.98	123.30
11	U1	201	CYC	O2A-CGA-O1A	-15.37	84.98	123.30
11	C1	202	CYC	O2A-CGA-O1A	-15.37	84.98	123.30
11	Q1	201	CYC	O2A-CGA-O1A	-15.37	84.98	123.30
11	N6	301	CYC	O2A-CGA-O1A	-15.37	84.98	123.30
11	Q5	201	CYC	O2A-CGA-O1A	-15.37	84.99	123.30
11	X1	203	CYC	O2A-CGA-O1A	-15.37	84.99	123.30
11	V2	201	CYC	O2A-CGA-O1A	-15.37	84.99	123.30
11	V1	202	CYC	O2A-CGA-O1A	-15.37	85.00	123.30
11	O1	201	CYC	O2A-CGA-O1A	-15.37	85.00	123.30
11	C5	202	CYC	O2A-CGA-O1A	-15.36	85.01	123.30
11	N2	301	CYC	O2A-CGA-O1A	-15.36	85.01	123.30
11	E6	201	CYC	O2A-CGA-O1A	-15.36	85.01	123.30
11	P6	201	CYC	O2A-CGA-O1A	-15.36	85.01	123.30
11	M2	201	CYC	O2A-CGA-O1A	-15.36	85.02	123.30
11	B1	201	CYC	O2A-CGA-O1A	-15.36	85.02	123.30
11	X2	201	CYC	O2A-CGA-O1A	-15.36	85.02	123.30
11	L5	201	CYC	O2A-CGA-O1A	-15.36	85.02	123.30
11	V5	202	CYC	O2A-CGA-O1A	-15.36	85.02	123.30
11	K6	201	CYC	O2A-CGA-O1A	-15.36	85.02	123.30
11	K2	201	CYC	O2A-CGA-O1A	-15.36	85.02	123.30
11	J1	201	CYC	O2A-CGA-O1A	-15.36	85.02	123.30
11	P2	201	CYC	O2A-CGA-O1A	-15.36	85.02	123.30

Continued on next page...

Continued from previous page...

Mol	Chain	Res	Type	Atoms	Z	Observed(°)	Ideal(°)
11	B5	201	CYC	O2A-CGA-O1A	-15.35	85.03	123.30
11	O5	201	CYC	O2A-CGA-O1A	-15.35	85.03	123.30
11	X6	201	CYC	O2A-CGA-O1A	-15.35	85.04	123.30
11	M6	201	CYC	O2A-CGA-O1A	-15.35	85.04	123.30
11	L1	201	CYC	O2A-CGA-O1A	-15.35	85.04	123.30
11	J5	201	CYC	O2A-CGA-O1A	-15.35	85.05	123.30
11	J3	201	CYC	O2A-CGA-O1A	-13.94	88.54	123.30
11	I3	902	CYC	O2A-CGA-O1A	-13.94	88.55	123.30
11	O3	1001	CYC	O2A-CGA-O1A	-13.94	88.56	123.30
11	H3	1001	CYC	O2A-CGA-O1A	-13.94	88.56	123.30
11	U3	1001	CYC	O2A-CGA-O1A	-13.94	88.56	123.30
11	v3	1001	CYC	O2A-CGA-O1A	-13.94	88.56	123.30
11	j3	1001	CYC	O2A-CGA-O1A	-13.93	88.57	123.30
11	t3	1001	CYC	O2A-CGA-O1A	-13.93	88.57	123.30
11	I3	904	CYC	O2A-CGA-O1A	-13.93	88.58	123.30
11	r3	1001	CYC	O2A-CGA-O1A	-13.93	88.58	123.30
11	W3	1001	CYC	O2A-CGA-O1A	-13.93	88.58	123.30
11	x3	1001	CYC	O2A-CGA-O1A	-13.93	88.59	123.30
11	p3	1001	CYC	O2A-CGA-O1A	-13.93	88.59	123.30
11	S3	1001	CYC	O2A-CGA-O1A	-13.93	88.59	123.30
11	e3	1001	CYC	O2A-CGA-O1A	-13.93	88.59	123.30
11	M3	201	CYC	O2A-CGA-O1A	-13.92	88.59	123.30
11	n3	1001	CYC	O2A-CGA-O1A	-13.92	88.60	123.30
11	c3	1001	CYC	O2A-CGA-O1A	-13.92	88.60	123.30
11	O3	902	CYC	O2A-CGA-O1A	-13.92	88.60	123.30
11	I3	903	CYC	O2A-CGA-O1A	-13.92	88.60	123.30
11	I3	1001	CYC	O2A-CGA-O1A	-13.92	88.61	123.30
11	z3	1001	CYC	O2A-CGA-O1A	-13.91	88.63	123.30
11	d3	1001	CYC	C3B-C4B-NB	12.94	117.23	106.78
11	q3	1001	CYC	C3B-C4B-NB	12.93	117.22	106.78
11	u3	1001	CYC	C3B-C4B-NB	12.92	117.22	106.78
11	k3	1001	CYC	C3B-C4B-NB	12.91	117.21	106.78
11	s3	1001	CYC	C3B-C4B-NB	12.91	117.21	106.78
11	Z3	1001	CYC	C3B-C4B-NB	12.91	117.20	106.78
11	T3	1001	CYC	C3B-C4B-NB	12.90	117.20	106.78
11	G3	1001	CYC	C3B-C4B-NB	12.90	117.20	106.78
11	o3	1001	CYC	C3B-C4B-NB	12.89	117.19	106.78
11	I3	1001	CYC	C3B-C4B-NB	12.89	117.19	106.78
11	X3	1001	CYC	C3B-C4B-NB	12.89	117.19	106.78
11	b3	1001	CYC	C3B-C4B-NB	12.89	117.19	106.78
11	w3	1001	CYC	C3B-C4B-NB	12.89	117.19	106.78
11	R3	1001	CYC	C3B-C4B-NB	12.88	117.19	106.78

Continued on next page...

Continued from previous page...

Mol	Chain	Res	Type	Atoms	Z	Observed(°)	Ideal(°)
11	i3	1001	CYC	C3B-C4B-NB	12.88	117.18	106.78
11	N3	1001	CYC	C3B-C4B-NB	12.87	117.18	106.78
11	K3	1001	CYC	C3B-C4B-NB	12.86	117.17	106.78
11	P3	1001	CYC	C3B-C4B-NB	12.86	117.17	106.78
11	f3	1001	CYC	C3B-C4B-NB	12.86	117.17	106.78
11	y3	1001	CYC	C3B-C4B-NB	12.85	117.16	106.78
11	I5	202	CYC	C3B-C4B-NB	12.49	116.87	106.78
11	I1	202	CYC	C3B-C4B-NB	12.48	116.86	106.78
11	P1	202	CYC	C3B-C4B-NB	12.47	116.85	106.78
11	M5	202	CYC	C3B-C4B-NB	12.47	116.85	106.78
11	K5	202	CYC	C3B-C4B-NB	12.46	116.85	106.78
11	U5	202	CYC	C3B-C4B-NB	12.46	116.84	106.78
11	K1	202	CYC	C3B-C4B-NB	12.45	116.84	106.78
11	C5	201	CYC	C3B-C4B-NB	12.45	116.83	106.78
11	Z1	202	CYC	C3B-C4B-NB	12.45	116.83	106.78
11	M1	202	CYC	C3B-C4B-NB	12.44	116.83	106.78
11	U1	202	CYC	C3B-C4B-NB	12.44	116.83	106.78
11	R5	202	CYC	C3B-C4B-NB	12.44	116.83	106.78
11	X1	202	CYC	C3B-C4B-NB	12.44	116.83	106.78
11	Z5	202	CYC	C3B-C4B-NB	12.43	116.82	106.78
11	R1	202	CYC	C3B-C4B-NB	12.43	116.82	106.78
11	G5	202	CYC	C3B-C4B-NB	12.42	116.82	106.78
11	X5	202	CYC	C3B-C4B-NB	12.42	116.82	106.78
11	T1	201	CYC	C3B-C4B-NB	12.42	116.81	106.78
11	C1	201	CYC	C3B-C4B-NB	12.41	116.81	106.78
11	P5	202	CYC	C3B-C4B-NB	12.41	116.80	106.78
11	T5	201	CYC	C3B-C4B-NB	12.40	116.80	106.78
11	G1	202	CYC	C3B-C4B-NB	12.38	116.78	106.78
11	D1	201	CYC	C3B-C4B-NB	12.37	116.77	106.78
11	D5	201	CYC	C3B-C4B-NB	12.31	116.72	106.78
11	m3	201	CYC	C3B-C4B-NB	12.31	116.72	106.78
11	V3	201	CYC	C3B-C4B-NB	12.27	116.69	106.78
11	03	901	CYC	C3B-C4B-NB	11.78	116.30	106.78
11	W2	201	CYC	C3B-C4B-NB	11.76	116.28	106.78
11	13	901	CYC	C3B-C4B-NB	11.74	116.27	106.78
11	J6	201	CYC	C3B-C4B-NB	11.74	116.27	106.78
11	H2	201	CYC	C3B-C4B-NB	11.72	116.25	106.78
11	S2	201	CYC	C3B-C4B-NB	11.71	116.24	106.78
11	H6	201	CYC	C3B-C4B-NB	11.71	116.24	106.78
11	B6	201	CYC	C3B-C4B-NB	11.71	116.24	106.78
11	W6	201	CYC	C3B-C4B-NB	11.71	116.24	106.78
11	I2	203	CYC	C3B-C4B-NB	11.70	116.23	106.78

Continued on next page...

Continued from previous page...

Mol	Chain	Res	Type	Atoms	Z	Observed(°)	Ideal(°)
11	T2	201	CYC	C3B-C4B-NB	11.70	116.23	106.78
11	B2	201	CYC	C3B-C4B-NB	11.70	116.23	106.78
11	U6	201	CYC	C3B-C4B-NB	11.69	116.22	106.78
11	F6	201	CYC	C3B-C4B-NB	11.68	116.22	106.78
11	X2	203	CYC	C3B-C4B-NB	11.68	116.21	106.78
11	Y6	201	CYC	C3B-C4B-NB	11.68	116.21	106.78
11	R6	202	CYC	C3B-C4B-NB	11.68	116.21	106.78
11	K2	203	CYC	C3B-C4B-NB	11.67	116.21	106.78
11	L6	201	CYC	C3B-C4B-NB	11.67	116.21	106.78
11	C6	203	CYC	C3B-C4B-NB	11.65	116.19	106.78
11	Z2	201	CYC	C3B-C4B-NB	11.65	116.19	106.78
11	O6	201	CYC	C3B-C4B-NB	11.64	116.18	106.78
11	D2	201	CYC	C3B-C4B-NB	11.64	116.18	106.78
11	E2	203	CYC	C3B-C4B-NB	11.64	116.18	106.78
11	Q2	201	CYC	C3B-C4B-NB	11.61	116.16	106.78
11	Q6	201	CYC	C3B-C4B-NB	11.55	116.11	106.78
11	Q5	201	CYC	OC-C1C-C2C	-11.44	117.08	126.17
11	B1	201	CYC	OC-C1C-C2C	-11.44	117.08	126.17
11	U1	201	CYC	OC-C1C-C2C	-11.43	117.08	126.17
11	B5	201	CYC	OC-C1C-C2C	-11.43	117.08	126.17
11	U5	201	CYC	OC-C1C-C2C	-11.42	117.09	126.17
11	F1	201	CYC	OC-C1C-C2C	-11.41	117.10	126.17
11	S5	201	CYC	OC-C1C-C2C	-11.41	117.10	126.17
11	X1	203	CYC	OC-C1C-C2C	-11.40	117.11	126.17
11	Q1	201	CYC	OC-C1C-C2C	-11.40	117.11	126.17
11	X5	203	CYC	OC-C1C-C2C	-11.39	117.12	126.17
11	L1	201	CYC	OC-C1C-C2C	-11.39	117.12	126.17
11	O5	201	CYC	OC-C1C-C2C	-11.39	117.12	126.17
11	F5	201	CYC	OC-C1C-C2C	-11.38	117.12	126.17
11	O1	201	CYC	OC-C1C-C2C	-11.37	117.13	126.17
11	V5	202	CYC	OC-C1C-C2C	-11.37	117.13	126.17
11	S1	201	CYC	OC-C1C-C2C	-11.36	117.14	126.17
11	H1	201	CYC	OC-C1C-C2C	-11.35	117.15	126.17
11	L5	201	CYC	OC-C1C-C2C	-11.35	117.15	126.17
11	C1	202	CYC	OC-C1C-C2C	-11.34	117.16	126.17
11	V1	202	CYC	OC-C1C-C2C	-11.33	117.16	126.17
11	C5	202	CYC	OC-C1C-C2C	-11.33	117.17	126.17
11	J5	201	CYC	OC-C1C-C2C	-11.31	117.18	126.17
11	H5	201	CYC	OC-C1C-C2C	-11.31	117.18	126.17
11	J1	201	CYC	OC-C1C-C2C	-11.30	117.19	126.17
11	a7	1001	CYC	C3B-C4B-NB	11.26	115.88	106.78
11	G8	201	CYC	C3B-C4B-NB	11.24	115.86	106.78

Continued on next page...

Continued from previous page...

Mol	Chain	Res	Type	Atoms	Z	Observed(°)	Ideal(°)
11	D8	201	CYC	C3B-C4B-NB	11.24	115.86	106.78
11	F7	1001	CYC	C3B-C4B-NB	11.24	115.86	106.78
11	H3	1001	CYC	C3B-C4B-NB	11.23	115.86	106.78
11	R7	1001	CYC	C3B-C4B-NB	11.23	115.85	106.78
11	D4	201	CYC	C3B-C4B-NB	11.23	115.85	106.78
11	P7	1001	CYC	C3B-C4B-NB	11.23	115.85	106.78
11	I4	203	CYC	C3B-C4B-NB	11.22	115.85	106.78
11	M7	1001	CYC	C3B-C4B-NB	11.22	115.85	106.78
11	K7	1001	CYC	C3B-C4B-NB	11.22	115.84	106.78
11	U8	201	CYC	C3B-C4B-NB	11.22	115.84	106.78
11	S3	1001	CYC	C3B-C4B-NB	11.22	115.84	106.78
11	I7	1001	CYC	C3B-C4B-NB	11.22	115.84	106.78
11	13	902	CYC	C3B-C4B-NB	11.21	115.84	106.78
11	T2	201	CYC	O2D-CGD-O1D	-11.21	95.36	123.30
11	W2	201	CYC	O2D-CGD-O1D	-11.20	95.37	123.30
11	K2	203	CYC	O2D-CGD-O1D	-11.20	95.37	123.30
11	J3	201	CYC	C3B-C4B-NB	11.20	115.83	106.78
11	Y6	201	CYC	O2D-CGD-O1D	-11.20	95.38	123.30
11	Z2	201	CYC	O2D-CGD-O1D	-11.20	95.39	123.30
11	S2	201	CYC	O2D-CGD-O1D	-11.20	95.39	123.30
11	W6	201	CYC	O2D-CGD-O1D	-11.20	95.39	123.30
11	j3	1001	CYC	C3B-C4B-NB	11.20	115.83	106.78
11	O6	201	CYC	O2D-CGD-O1D	-11.20	95.39	123.30
11	G4	201	CYC	C3B-C4B-NB	11.20	115.82	106.78
11	X2	203	CYC	O2D-CGD-O1D	-11.20	95.39	123.30
11	W7	1001	CYC	C3B-C4B-NB	11.20	115.82	106.78
11	M4	201	CYC	C3B-C4B-NB	11.19	115.82	106.78
11	U6	201	CYC	O2D-CGD-O1D	-11.19	95.41	123.30
11	Q2	201	CYC	O2D-CGD-O1D	-11.19	95.41	123.30
11	n3	1001	CYC	C3B-C4B-NB	11.19	115.82	106.78
11	Y7	1001	CYC	C3B-C4B-NB	11.19	115.82	106.78
11	O8	201	CYC	C3B-C4B-NB	11.19	115.82	106.78
11	L6	201	CYC	O2D-CGD-O1D	-11.19	95.41	123.30
11	I8	203	CYC	C3B-C4B-NB	11.19	115.82	106.78
11	L8	201	CYC	C3B-C4B-NB	11.19	115.82	106.78
11	I2	203	CYC	O2D-CGD-O1D	-11.18	95.42	123.30
11	Y4	201	CYC	C3B-C4B-NB	11.18	115.81	106.78
11	Q6	201	CYC	O2D-CGD-O1D	-11.18	95.43	123.30
11	Y8	201	CYC	C3B-C4B-NB	11.18	115.81	106.78
11	E2	203	CYC	O2D-CGD-O1D	-11.18	95.43	123.30
11	R6	202	CYC	O2D-CGD-O1D	-11.18	95.43	123.30
11	J6	201	CYC	O2D-CGD-O1D	-11.18	95.43	123.30

Continued on next page...

Continued from previous page...

Mol	Chain	Res	Type	Atoms	Z	Observed(°)	Ideal(°)
11	D2	201	CYC	O2D-CGD-O1D	-11.18	95.44	123.30
11	B7	1001	CYC	C3B-C4B-NB	11.18	115.81	106.78
11	E8	203	CYC	C3B-C4B-NB	11.18	115.81	106.78
11	B2	201	CYC	O2D-CGD-O1D	-11.18	95.44	123.30
11	W4	201	CYC	C3B-C4B-NB	11.18	115.81	106.78
11	M8	201	CYC	C3B-C4B-NB	11.17	115.81	106.78
11	H2	201	CYC	O2D-CGD-O1D	-11.17	95.45	123.30
11	C6	203	CYC	O2D-CGD-O1D	-11.17	95.45	123.30
11	B6	201	CYC	O2D-CGD-O1D	-11.17	95.45	123.30
11	T7	1001	CYC	C3B-C4B-NB	11.17	115.80	106.78
11	W8	201	CYC	C3B-C4B-NB	11.17	115.80	106.78
11	F6	201	CYC	O2D-CGD-O1D	-11.17	95.46	123.30
11	O3	1001	CYC	C3B-C4B-NB	11.17	115.80	106.78
11	U4	201	CYC	C3B-C4B-NB	11.17	115.80	106.78
11	13	904	CYC	C3B-C4B-NB	11.17	115.80	106.78
11	U3	1001	CYC	C3B-C4B-NB	11.17	115.80	106.78
11	T4	201	CYC	C3B-C4B-NB	11.17	115.80	106.78
11	13	903	CYC	C3B-C4B-NB	11.16	115.80	106.78
11	v3	1001	CYC	C3B-C4B-NB	11.16	115.80	106.78
11	W3	1001	CYC	C3B-C4B-NB	11.16	115.80	106.78
11	K4	201	CYC	C3B-C4B-NB	11.16	115.80	106.78
11	S4	201	CYC	C3B-C4B-NB	11.16	115.80	106.78
11	r3	1001	CYC	C3B-C4B-NB	11.16	115.79	106.78
11	p3	1001	CYC	C3B-C4B-NB	11.16	115.79	106.78
11	D7	1001	CYC	C3B-C4B-NB	11.16	115.79	106.78
11	H6	201	CYC	O2D-CGD-O1D	-11.15	95.50	123.30
11	e3	1001	CYC	C3B-C4B-NB	11.15	115.79	106.78
11	c3	1001	CYC	C3B-C4B-NB	11.15	115.79	106.78
11	E4	201	CYC	C3B-C4B-NB	11.15	115.79	106.78
11	M3	201	CYC	C3B-C4B-NB	11.15	115.78	106.78
11	x3	1001	CYC	C3B-C4B-NB	11.15	115.78	106.78
11	z3	1001	CYC	C3B-C4B-NB	11.15	115.78	106.78
11	L4	201	CYC	C3B-C4B-NB	11.15	115.78	106.78
11	l3	1001	CYC	C3B-C4B-NB	11.14	115.78	106.78
11	E4	203	CYC	C3B-C4B-NB	11.14	115.78	106.78
11	03	902	CYC	C3B-C4B-NB	11.14	115.78	106.78
11	S8	201	CYC	C3B-C4B-NB	11.14	115.78	106.78
11	P8	203	CYC	C3B-C4B-NB	11.13	115.77	106.78
11	t3	1001	CYC	C3B-C4B-NB	11.13	115.77	106.78
11	O4	201	CYC	C3B-C4B-NB	11.13	115.77	106.78
11	V8	201	CYC	C3B-C4B-NB	11.13	115.77	106.78
11	T8	201	CYC	C3B-C4B-NB	11.12	115.76	106.78

Continued on next page...

Continued from previous page...

Mol	Chain	Res	Type	Atoms	Z	Observed(°)	Ideal(°)
11	I4	201	CYC	C3B-C4B-NB	11.12	115.76	106.78
11	G4	202	CYC	C3B-C4B-NB	11.11	115.75	106.78
11	I8	201	CYC	C3B-C4B-NB	11.11	115.75	106.78
11	K8	201	CYC	C3B-C4B-NB	11.09	115.74	106.78
11	E8	201	CYC	C3B-C4B-NB	11.09	115.74	106.78
11	P4	201	CYC	C3B-C4B-NB	11.09	115.73	106.78
11	X4	201	CYC	C3B-C4B-NB	11.09	115.73	106.78
11	V4	201	CYC	C3B-C4B-NB	11.09	115.73	106.78
11	P8	201	CYC	C3B-C4B-NB	11.08	115.73	106.78
11	G8	202	CYC	C3B-C4B-NB	11.07	115.72	106.78
11	M8	202	CYC	C3B-C4B-NB	11.05	115.71	106.78
11	X8	201	CYC	C3B-C4B-NB	11.05	115.71	106.78
11	P4	203	CYC	C3B-C4B-NB	11.04	115.70	106.78
11	M4	202	CYC	C3B-C4B-NB	11.03	115.69	106.78
11	N8	301	CYC	C3B-C4B-NB	11.02	115.68	106.78
11	Z8	201	CYC	C3B-C4B-NB	11.02	115.68	106.78
11	A8	301	CYC	C3B-C4B-NB	11.02	115.68	106.78
11	N4	301	CYC	C3B-C4B-NB	11.00	115.67	106.78
11	A4	301	CYC	C3B-C4B-NB	11.00	115.66	106.78
11	Z4	201	CYC	C3B-C4B-NB	10.98	115.65	106.78
11	Q3	1001	CYC	C3B-C4B-NB	10.90	115.58	106.78
11	A1	302	CYC	C3B-C4B-NB	10.86	115.55	106.78
11	C7	1001	CYC	C3B-C4B-NB	10.85	115.55	106.78
11	A5	302	CYC	C3B-C4B-NB	10.85	115.54	106.78
11	V5	201	CYC	C3B-C4B-NB	10.85	115.54	106.78
11	g3	1001	CYC	C3B-C4B-NB	10.84	115.53	106.78
11	O7	1001	CYC	C3B-C4B-NB	10.83	115.53	106.78
11	E7	1001	CYC	C3B-C4B-NB	10.83	115.53	106.78
11	V7	1001	CYC	C3B-C4B-NB	10.82	115.52	106.78
11	R5	201	CYC	C3B-C4B-NB	10.82	115.52	106.78
11	R1	201	CYC	C3B-C4B-NB	10.82	115.52	106.78
11	V1	201	CYC	C3B-C4B-NB	10.81	115.51	106.78
11	Q7	1001	CYC	C3B-C4B-NB	10.81	115.51	106.78
11	L7	1001	CYC	C3B-C4B-NB	10.81	115.51	106.78
11	G5	201	CYC	C3B-C4B-NB	10.80	115.51	106.78
11	Z7	1001	CYC	C3B-C4B-NB	10.80	115.50	106.78
11	H7	1001	CYC	C3B-C4B-NB	10.80	115.50	106.78
11	A7	1001	CYC	C3B-C4B-NB	10.79	115.50	106.78
11	S7	1001	CYC	C3B-C4B-NB	10.79	115.50	106.78
11	Z1	201	CYC	C3B-C4B-NB	10.79	115.49	106.78
11	X7	1001	CYC	C3B-C4B-NB	10.79	115.49	106.78
11	M5	201	CYC	C3B-C4B-NB	10.77	115.48	106.78

Continued on next page...

Continued from previous page...

Mol	Chain	Res	Type	Atoms	Z	Observed(°)	Ideal(°)
11	M1	201	CYC	C3B-C4B-NB	10.77	115.48	106.78
11	J7	1001	CYC	C3B-C4B-NB	10.76	115.47	106.78
11	N5	301	CYC	C3B-C4B-NB	10.76	115.47	106.78
11	K1	201	CYC	C3B-C4B-NB	10.76	115.47	106.78
11	X1	201	CYC	C3B-C4B-NB	10.76	115.47	106.78
11	G1	201	CYC	C3B-C4B-NB	10.75	115.46	106.78
11	Z5	201	CYC	C3B-C4B-NB	10.75	115.46	106.78
11	P1	201	CYC	C3B-C4B-NB	10.74	115.46	106.78
11	K5	201	CYC	C3B-C4B-NB	10.74	115.45	106.78
11	A1	301	CYC	C3B-C4B-NB	10.74	115.45	106.78
11	N1	301	CYC	C3B-C4B-NB	10.74	115.45	106.78
11	I1	201	CYC	C3B-C4B-NB	10.71	115.43	106.78
11	A5	301	CYC	C3B-C4B-NB	10.70	115.42	106.78
11	X5	201	CYC	C3B-C4B-NB	10.68	115.41	106.78
11	P5	201	CYC	C3B-C4B-NB	10.68	115.41	106.78
11	I5	201	CYC	C3B-C4B-NB	10.66	115.39	106.78
11	Q5	201	CYC	C3B-C4B-NB	10.62	115.36	106.78
11	O1	201	CYC	C3B-C4B-NB	10.57	115.32	106.78
11	O5	201	CYC	C3B-C4B-NB	10.57	115.32	106.78
11	Q1	201	CYC	C3B-C4B-NB	10.56	115.31	106.78
11	C1	202	CYC	C3B-C4B-NB	10.55	115.30	106.78
11	C5	202	CYC	C3B-C4B-NB	10.54	115.30	106.78
11	F5	201	CYC	C3B-C4B-NB	10.54	115.30	106.78
11	S5	201	CYC	C3B-C4B-NB	10.54	115.30	106.78
11	S1	201	CYC	C3B-C4B-NB	10.54	115.29	106.78
11	H1	201	CYC	C3B-C4B-NB	10.54	115.29	106.78
11	B5	201	CYC	C3B-C4B-NB	10.54	115.29	106.78
11	X5	203	CYC	C3B-C4B-NB	10.53	115.29	106.78
11	J5	201	CYC	C3B-C4B-NB	10.53	115.28	106.78
11	X1	203	CYC	C3B-C4B-NB	10.53	115.28	106.78
11	V5	202	CYC	C3B-C4B-NB	10.52	115.28	106.78
11	L1	201	CYC	C3B-C4B-NB	10.52	115.27	106.78
11	J1	201	CYC	C3B-C4B-NB	10.50	115.26	106.78
11	F1	201	CYC	C3B-C4B-NB	10.50	115.26	106.78
11	U5	201	CYC	C3B-C4B-NB	10.49	115.25	106.78
11	H5	201	CYC	C3B-C4B-NB	10.49	115.25	106.78
11	L5	201	CYC	C3B-C4B-NB	10.49	115.25	106.78
11	B1	201	CYC	C3B-C4B-NB	10.48	115.25	106.78
11	V1	202	CYC	C3B-C4B-NB	10.48	115.24	106.78
11	U1	201	CYC	C3B-C4B-NB	10.47	115.24	106.78
11	A6	301	CYC	C3B-C4B-NB	10.08	114.92	106.78
11	E2	201	CYC	C3B-C4B-NB	10.07	114.92	106.78

Continued on next page...

Continued from previous page...

Mol	Chain	Res	Type	Atoms	Z	Observed(°)	Ideal(°)
11	Z6	201	CYC	C3B-C4B-NB	10.07	114.92	106.78
11	E6	201	CYC	C3B-C4B-NB	10.06	114.90	106.78
11	I6	201	CYC	C3B-C4B-NB	10.05	114.90	106.78
11	A2	301	CYC	C3B-C4B-NB	10.05	114.90	106.78
11	Z2	202	CYC	C3B-C4B-NB	10.04	114.89	106.78
11	P2	201	CYC	C3B-C4B-NB	10.04	114.89	106.78
11	N6	302	CYC	C3B-C4B-NB	10.03	114.88	106.78
11	X6	201	CYC	C3B-C4B-NB	10.03	114.88	106.78
11	M6	201	CYC	C3B-C4B-NB	10.02	114.87	106.78
11	I2	201	CYC	C3B-C4B-NB	10.01	114.87	106.78
11	M2	201	CYC	C3B-C4B-NB	10.01	114.87	106.78
11	X2	201	CYC	C3B-C4B-NB	10.01	114.86	106.78
11	P6	201	CYC	C3B-C4B-NB	10.01	114.86	106.78
11	C2	201	CYC	C3B-C4B-NB	9.99	114.85	106.78
11	C6	201	CYC	C3B-C4B-NB	9.99	114.85	106.78
11	N2	302	CYC	C3B-C4B-NB	9.97	114.84	106.78
11	K2	201	CYC	C3B-C4B-NB	9.97	114.83	106.78
11	K6	201	CYC	C3B-C4B-NB	9.97	114.83	106.78
11	N6	301	CYC	C3B-C4B-NB	9.97	114.83	106.78
11	V2	201	CYC	C3B-C4B-NB	9.95	114.82	106.78
11	N2	301	CYC	C3B-C4B-NB	9.94	114.81	106.78
11	V6	201	CYC	C3B-C4B-NB	9.93	114.80	106.78
11	M5	202	CYC	OB-C4B-C3B	-9.33	117.92	128.04
11	I5	202	CYC	OB-C4B-C3B	-9.31	117.93	128.04
11	R5	202	CYC	OB-C4B-C3B	-9.30	117.94	128.04
11	M1	202	CYC	OB-C4B-C3B	-9.30	117.95	128.04
11	T5	201	CYC	OB-C4B-C3B	-9.29	117.96	128.04
11	C5	201	CYC	OB-C4B-C3B	-9.28	117.97	128.04
11	X1	202	CYC	OB-C4B-C3B	-9.27	117.97	128.04
11	K1	202	CYC	OB-C4B-C3B	-9.27	117.98	128.04
11	I1	202	CYC	OB-C4B-C3B	-9.27	117.98	128.04
11	R1	202	CYC	OB-C4B-C3B	-9.27	117.98	128.04
11	U1	202	CYC	OB-C4B-C3B	-9.27	117.98	128.04
11	P1	202	CYC	OB-C4B-C3B	-9.26	117.99	128.04
11	K5	202	CYC	OB-C4B-C3B	-9.26	117.99	128.04
11	X5	202	CYC	OB-C4B-C3B	-9.26	117.99	128.04
11	T1	201	CYC	OB-C4B-C3B	-9.25	118.00	128.04
11	U5	202	CYC	OB-C4B-C3B	-9.25	118.00	128.04
11	C1	201	CYC	OB-C4B-C3B	-9.25	118.00	128.04
11	D5	201	CYC	OB-C4B-C3B	-9.23	118.02	128.04
11	Z5	202	CYC	OB-C4B-C3B	-9.23	118.02	128.04
11	G5	202	CYC	OB-C4B-C3B	-9.22	118.03	128.04

Continued on next page...

Continued from previous page...

Mol	Chain	Res	Type	Atoms	Z	Observed(°)	Ideal(°)
11	D1	201	CYC	OB-C4B-C3B	-9.22	118.04	128.04
11	Z1	202	CYC	OB-C4B-C3B	-9.21	118.04	128.04
11	P5	202	CYC	OB-C4B-C3B	-9.21	118.04	128.04
11	G1	202	CYC	OB-C4B-C3B	-9.21	118.05	128.04
11	V8	201	CYC	CAB-C3B-C4B	9.12	135.78	121.38
11	G4	202	CYC	CAB-C3B-C4B	9.12	135.78	121.38
11	T4	201	CYC	CAB-C3B-C4B	9.11	135.78	121.38
11	E4	201	CYC	CAB-C3B-C4B	9.11	135.76	121.38
11	K4	201	CYC	CAB-C3B-C4B	9.11	135.76	121.38
11	G8	202	CYC	CAB-C3B-C4B	9.10	135.76	121.38
11	I8	201	CYC	CAB-C3B-C4B	9.10	135.76	121.38
11	I4	201	CYC	CAB-C3B-C4B	9.10	135.75	121.38
11	P4	201	CYC	CAB-C3B-C4B	9.10	135.75	121.38
11	E8	201	CYC	CAB-C3B-C4B	9.10	135.75	121.38
11	V4	201	CYC	CAB-C3B-C4B	9.10	135.75	121.38
11	X4	201	CYC	CAB-C3B-C4B	9.10	135.75	121.38
11	K8	201	CYC	CAB-C3B-C4B	9.09	135.74	121.38
11	N8	301	CYC	CAB-C3B-C4B	9.09	135.73	121.38
11	T8	201	CYC	CAB-C3B-C4B	9.09	135.73	121.38
11	A4	301	CYC	CAB-C3B-C4B	9.08	135.73	121.38
11	P8	201	CYC	CAB-C3B-C4B	9.08	135.73	121.38
11	A8	301	CYC	CAB-C3B-C4B	9.08	135.72	121.38
11	Z8	201	CYC	CAB-C3B-C4B	9.08	135.72	121.38
11	M8	202	CYC	CAB-C3B-C4B	9.08	135.71	121.38
11	X8	201	CYC	CAB-C3B-C4B	9.07	135.71	121.38
11	Z4	201	CYC	CAB-C3B-C4B	9.07	135.70	121.38
11	M4	202	CYC	CAB-C3B-C4B	9.07	135.70	121.38
11	N4	301	CYC	CAB-C3B-C4B	9.07	135.70	121.38
11	j3	1001	CYC	O2A-CGA-CBA	8.49	141.31	114.03
11	J3	201	CYC	O2A-CGA-CBA	8.49	141.30	114.03
11	t3	1001	CYC	O2A-CGA-CBA	8.49	141.30	114.03
11	l3	902	CYC	O2A-CGA-CBA	8.47	141.26	114.03
11	z3	1001	CYC	O2A-CGA-CBA	8.47	141.25	114.03
11	H3	1001	CYC	O2A-CGA-CBA	8.47	141.24	114.03
11	v3	1001	CYC	O2A-CGA-CBA	8.47	141.24	114.03
11	c3	1001	CYC	O2A-CGA-CBA	8.47	141.23	114.03
11	r3	1001	CYC	O2A-CGA-CBA	8.47	141.23	114.03
11	U3	1001	CYC	O2A-CGA-CBA	8.46	141.22	114.03
11	e3	1001	CYC	O2A-CGA-CBA	8.46	141.22	114.03
11	l3	904	CYC	O2A-CGA-CBA	8.46	141.22	114.03
11	n3	1001	CYC	O2A-CGA-CBA	8.46	141.22	114.03
11	o3	902	CYC	O2A-CGA-CBA	8.46	141.21	114.03

Continued on next page...

Continued from previous page...

Mol	Chain	Res	Type	Atoms	Z	Observed(°)	Ideal(°)
11	W3	1001	CYC	O2A-CGA-CBA	8.46	141.21	114.03
11	p3	1001	CYC	O2A-CGA-CBA	8.46	141.21	114.03
11	x3	1001	CYC	O2A-CGA-CBA	8.46	141.21	114.03
11	M3	201	CYC	O2A-CGA-CBA	8.46	141.21	114.03
11	O3	1001	CYC	O2A-CGA-CBA	8.46	141.20	114.03
11	l3	1001	CYC	O2A-CGA-CBA	8.46	141.20	114.03
11	l3	903	CYC	O2A-CGA-CBA	8.45	141.19	114.03
11	S3	1001	CYC	O2A-CGA-CBA	8.45	141.18	114.03
11	S5	201	CYC	C2C-C1C-NC	8.31	115.44	108.27
11	B5	201	CYC	C2C-C1C-NC	8.31	115.43	108.27
11	B1	201	CYC	C2C-C1C-NC	8.29	115.42	108.27
11	Q1	201	CYC	C2C-C1C-NC	8.29	115.42	108.27
11	X1	203	CYC	C2C-C1C-NC	8.29	115.42	108.27
11	Q5	201	CYC	C2C-C1C-NC	8.29	115.42	108.27
11	L1	201	CYC	C2C-C1C-NC	8.28	115.41	108.27
11	S1	201	CYC	C2C-C1C-NC	8.28	115.41	108.27
11	X5	203	CYC	C2C-C1C-NC	8.27	115.40	108.27
11	F1	201	CYC	C2C-C1C-NC	8.27	115.40	108.27
11	U1	201	CYC	C2C-C1C-NC	8.26	115.39	108.27
11	L5	201	CYC	C2C-C1C-NC	8.25	115.39	108.27
11	O5	201	CYC	C2C-C1C-NC	8.25	115.39	108.27
11	H1	201	CYC	C2C-C1C-NC	8.25	115.38	108.27
11	O1	201	CYC	C2C-C1C-NC	8.24	115.38	108.27
11	C5	202	CYC	C2C-C1C-NC	8.24	115.38	108.27
11	C1	202	CYC	C2C-C1C-NC	8.24	115.37	108.27
11	H5	201	CYC	C2C-C1C-NC	8.23	115.37	108.27
11	F5	201	CYC	C2C-C1C-NC	8.22	115.36	108.27
11	U5	201	CYC	C2C-C1C-NC	8.22	115.36	108.27
11	V1	202	CYC	C2C-C1C-NC	8.22	115.36	108.27
11	J1	201	CYC	C2C-C1C-NC	8.21	115.35	108.27
11	V5	202	CYC	C2C-C1C-NC	8.20	115.34	108.27
11	J5	201	CYC	C2C-C1C-NC	8.17	115.31	108.27
11	A6	301	CYC	CAB-C3B-C4B	7.76	133.63	121.38
11	Z6	201	CYC	CAB-C3B-C4B	7.74	133.61	121.38
11	X6	201	CYC	CAB-C3B-C4B	7.74	133.60	121.38
11	A2	301	CYC	CAB-C3B-C4B	7.73	133.59	121.38
11	I6	201	CYC	CAB-C3B-C4B	7.72	133.57	121.38
11	X2	201	CYC	CAB-C3B-C4B	7.72	133.57	121.38
11	N6	301	CYC	CAB-C3B-C4B	7.72	133.57	121.38
11	E6	201	CYC	CAB-C3B-C4B	7.72	133.57	121.38
11	Z2	202	CYC	CAB-C3B-C4B	7.71	133.56	121.38
11	P6	201	CYC	CAB-C3B-C4B	7.70	133.55	121.38

Continued on next page...

Continued from previous page...

Mol	Chain	Res	Type	Atoms	Z	Observed(°)	Ideal(°)
11	E2	201	CYC	CAB-C3B-C4B	7.70	133.54	121.38
11	I2	201	CYC	CAB-C3B-C4B	7.70	133.54	121.38
11	N6	302	CYC	CAB-C3B-C4B	7.70	133.54	121.38
11	P2	201	CYC	CAB-C3B-C4B	7.69	133.53	121.38
11	C6	201	CYC	CAB-C3B-C4B	7.69	133.52	121.38
11	N2	301	CYC	CAB-C3B-C4B	7.68	133.52	121.38
11	N2	302	CYC	CAB-C3B-C4B	7.68	133.51	121.38
11	M2	201	CYC	CAB-C3B-C4B	7.68	133.51	121.38
11	V2	201	CYC	CAB-C3B-C4B	7.68	133.51	121.38
11	M6	201	CYC	CAB-C3B-C4B	7.68	133.51	121.38
11	C2	201	CYC	CAB-C3B-C4B	7.68	133.51	121.38
11	K2	201	CYC	CAB-C3B-C4B	7.68	133.51	121.38
11	V6	201	CYC	CAB-C3B-C4B	7.67	133.50	121.38
11	K6	201	CYC	CAB-C3B-C4B	7.67	133.49	121.38
11	m3	201	CYC	OB-C4B-C3B	-7.42	119.98	128.04
11	V3	201	CYC	OB-C4B-C3B	-7.40	120.01	128.04
11	S1	201	CYC	O2A-CGA-CBA	7.38	137.75	114.03
11	O1	201	CYC	O2A-CGA-CBA	7.38	137.73	114.03
11	F1	201	CYC	O2A-CGA-CBA	7.37	137.72	114.03
11	S5	201	CYC	O2A-CGA-CBA	7.37	137.72	114.03
11	O5	201	CYC	O2A-CGA-CBA	7.37	137.71	114.03
11	L5	201	CYC	O2A-CGA-CBA	7.37	137.71	114.03
11	F5	201	CYC	O2A-CGA-CBA	7.37	137.71	114.03
11	Q5	201	CYC	O2A-CGA-CBA	7.36	137.69	114.03
11	H5	201	CYC	O2A-CGA-CBA	7.36	137.69	114.03
11	J1	201	CYC	O2A-CGA-CBA	7.36	137.69	114.03
11	L1	201	CYC	O2A-CGA-CBA	7.36	137.69	114.03
11	U1	201	CYC	O2A-CGA-CBA	7.36	137.69	114.03
11	C5	202	CYC	O2A-CGA-CBA	7.36	137.68	114.03
11	C1	202	CYC	O2A-CGA-CBA	7.36	137.68	114.03
11	U5	201	CYC	O2A-CGA-CBA	7.36	137.68	114.03
11	V1	202	CYC	O2A-CGA-CBA	7.36	137.68	114.03
11	V5	202	CYC	O2A-CGA-CBA	7.36	137.67	114.03
11	H1	201	CYC	O2A-CGA-CBA	7.36	137.67	114.03
11	I4	203	CYC	CAB-C3B-C4B	7.36	133.00	121.38
11	D8	201	CYC	CAB-C3B-C4B	7.36	133.00	121.38
11	X5	203	CYC	O2A-CGA-CBA	7.36	137.67	114.03
11	Q1	201	CYC	O2A-CGA-CBA	7.36	137.66	114.03
11	X1	203	CYC	O2A-CGA-CBA	7.35	137.66	114.03
11	D4	201	CYC	CAB-C3B-C4B	7.35	132.99	121.38
11	G8	201	CYC	CAB-C3B-C4B	7.35	132.99	121.38
11	B1	201	CYC	O2A-CGA-CBA	7.35	137.65	114.03

Continued on next page...

Continued from previous page...

Mol	Chain	Res	Type	Atoms	Z	Observed(°)	Ideal(°)
11	J5	201	CYC	O2A-CGA-CBA	7.35	137.64	114.03
11	B5	201	CYC	O2A-CGA-CBA	7.35	137.64	114.03
11	I8	203	CYC	CAB-C3B-C4B	7.34	132.98	121.38
11	G4	201	CYC	CAB-C3B-C4B	7.34	132.97	121.38
11	M8	201	CYC	CAB-C3B-C4B	7.34	132.97	121.38
11	Y8	201	CYC	CAB-C3B-C4B	7.33	132.96	121.38
11	M4	201	CYC	CAB-C3B-C4B	7.33	132.96	121.38
11	U8	201	CYC	CAB-C3B-C4B	7.33	132.96	121.38
11	E4	203	CYC	CAB-C3B-C4B	7.33	132.95	121.38
11	E8	203	CYC	CAB-C3B-C4B	7.33	132.95	121.38
11	W8	201	CYC	CAB-C3B-C4B	7.33	132.95	121.38
11	U4	201	CYC	CAB-C3B-C4B	7.32	132.95	121.38
11	S4	201	CYC	CAB-C3B-C4B	7.32	132.94	121.38
11	O8	201	CYC	CAB-C3B-C4B	7.32	132.94	121.38
11	W4	201	CYC	CAB-C3B-C4B	7.31	132.93	121.38
11	S8	201	CYC	CAB-C3B-C4B	7.31	132.93	121.38
11	P8	203	CYC	CAB-C3B-C4B	7.31	132.92	121.38
11	Y4	201	CYC	CAB-C3B-C4B	7.31	132.92	121.38
11	L4	201	CYC	CAB-C3B-C4B	7.30	132.91	121.38
11	O4	201	CYC	CAB-C3B-C4B	7.30	132.90	121.38
11	L8	201	CYC	CAB-C3B-C4B	7.30	132.90	121.38
11	P4	203	CYC	CAB-C3B-C4B	7.27	132.87	121.38
11	u3	1001	CYC	OB-C4B-C3B	-7.02	120.42	128.04
11	Z3	1001	CYC	OB-C4B-C3B	-7.01	120.43	128.04
11	k3	1001	CYC	OB-C4B-C3B	-7.00	120.45	128.04
11	d3	1001	CYC	OB-C4B-C3B	-6.99	120.45	128.04
11	T3	1001	CYC	OB-C4B-C3B	-6.99	120.45	128.04
11	I3	1001	CYC	OB-C4B-C3B	-6.99	120.46	128.04
11	G3	1001	CYC	OB-C4B-C3B	-6.97	120.47	128.04
11	w3	1001	CYC	OB-C4B-C3B	-6.97	120.47	128.04
11	P3	1001	CYC	OB-C4B-C3B	-6.96	120.48	128.04
11	y3	1001	CYC	OB-C4B-C3B	-6.96	120.48	128.04
11	f3	1001	CYC	OB-C4B-C3B	-6.96	120.49	128.04
11	o3	1001	CYC	OB-C4B-C3B	-6.96	120.49	128.04
11	i3	1001	CYC	OB-C4B-C3B	-6.95	120.49	128.04
11	V5	201	CYC	C4D-CHA-C1A	6.95	137.11	128.81
11	C6	203	CYC	CAB-C3B-C4B	6.95	132.35	121.38
11	W2	201	CYC	CAB-C3B-C4B	6.95	132.35	121.38
11	A1	301	CYC	C4D-CHA-C1A	6.95	137.11	128.81
11	V1	201	CYC	C4D-CHA-C1A	6.95	137.11	128.81
11	s3	1001	CYC	OB-C4B-C3B	-6.95	120.50	128.04
11	N1	301	CYC	C4D-CHA-C1A	6.94	137.10	128.81

Continued on next page...

Continued from previous page...

Mol	Chain	Res	Type	Atoms	Z	Observed(°)	Ideal(°)
11	G1	201	CYC	C4D-CHA-C1A	6.94	137.10	128.81
11	U6	201	CYC	CAB-C3B-C4B	6.94	132.34	121.38
11	X5	201	CYC	C4D-CHA-C1A	6.94	137.10	128.81
11	q3	1001	CYC	OB-C4B-C3B	-6.94	120.51	128.04
11	R6	202	CYC	CAB-C3B-C4B	6.94	132.34	121.38
11	P5	201	CYC	C4D-CHA-C1A	6.94	137.10	128.81
11	X3	1001	CYC	OB-C4B-C3B	-6.94	120.51	128.04
11	S2	201	CYC	CAB-C3B-C4B	6.94	132.34	121.38
11	R3	1001	CYC	OB-C4B-C3B	-6.94	120.51	128.04
11	N5	301	CYC	C4D-CHA-C1A	6.93	137.09	128.81
11	W6	201	CYC	CAB-C3B-C4B	6.93	132.33	121.38
11	I5	201	CYC	C4D-CHA-C1A	6.93	137.09	128.81
11	K3	1001	CYC	OB-C4B-C3B	-6.93	120.52	128.04
11	A1	302	CYC	C4D-CHA-C1A	6.93	137.09	128.81
11	A5	301	CYC	C4D-CHA-C1A	6.93	137.09	128.81
11	J6	201	CYC	CAB-C3B-C4B	6.93	132.32	121.38
11	Z1	201	CYC	C4D-CHA-C1A	6.93	137.08	128.81
11	Z5	201	CYC	C4D-CHA-C1A	6.92	137.08	128.81
11	b3	1001	CYC	OB-C4B-C3B	-6.92	120.53	128.04
11	K5	201	CYC	C4D-CHA-C1A	6.92	137.08	128.81
11	K2	203	CYC	CAB-C3B-C4B	6.92	132.31	121.38
11	L6	201	CYC	CAB-C3B-C4B	6.92	132.31	121.38
11	K1	201	CYC	C4D-CHA-C1A	6.92	137.08	128.81
11	P1	201	CYC	C4D-CHA-C1A	6.92	137.08	128.81
11	Y6	201	CYC	CAB-C3B-C4B	6.92	132.31	121.38
11	T2	201	CYC	CAB-C3B-C4B	6.92	132.31	121.38
11	R1	201	CYC	C4D-CHA-C1A	6.92	137.07	128.81
11	I2	203	CYC	CAB-C3B-C4B	6.92	132.30	121.38
11	N3	1001	CYC	OB-C4B-C3B	-6.92	120.53	128.04
11	D2	201	CYC	CAB-C3B-C4B	6.91	132.30	121.38
11	H6	201	CYC	CAB-C3B-C4B	6.91	132.30	121.38
11	Z2	201	CYC	CAB-C3B-C4B	6.91	132.30	121.38
11	X2	203	CYC	CAB-C3B-C4B	6.91	132.30	121.38
11	H2	201	CYC	CAB-C3B-C4B	6.91	132.30	121.38
11	R5	201	CYC	C4D-CHA-C1A	6.91	137.07	128.81
11	O6	201	CYC	CAB-C3B-C4B	6.91	132.30	121.38
11	I1	201	CYC	C4D-CHA-C1A	6.91	137.06	128.81
11	F6	201	CYC	CAB-C3B-C4B	6.91	132.29	121.38
11	X1	201	CYC	C4D-CHA-C1A	6.91	137.06	128.81
11	E2	203	CYC	CAB-C3B-C4B	6.91	132.29	121.38
11	G5	201	CYC	C4D-CHA-C1A	6.90	137.06	128.81
11	M5	201	CYC	C4D-CHA-C1A	6.90	137.05	128.81

Continued on next page...

Continued from previous page...

Mol	Chain	Res	Type	Atoms	Z	Observed(°)	Ideal(°)
11	B2	201	CYC	CAB-C3B-C4B	6.90	132.27	121.38
11	A5	302	CYC	C4D-CHA-C1A	6.89	137.04	128.81
11	M1	201	CYC	C4D-CHA-C1A	6.89	137.04	128.81
11	Q2	201	CYC	CAB-C3B-C4B	6.89	132.26	121.38
11	B6	201	CYC	CAB-C3B-C4B	6.89	132.26	121.38
11	Q6	201	CYC	CAB-C3B-C4B	6.87	132.23	121.38
11	K7	1001	CYC	CHD-C4C-NC	6.80	133.29	125.20
11	F7	1001	CYC	CHD-C4C-NC	6.79	133.28	125.20
11	R7	1001	CYC	CHD-C4C-NC	6.79	133.28	125.20
11	T7	1001	CYC	CHD-C4C-NC	6.79	133.27	125.20
11	B7	1001	CYC	CHD-C4C-NC	6.79	133.27	125.20
11	W7	1001	CYC	CHD-C4C-NC	6.78	133.27	125.20
11	N5	301	CYC	CHB-C4A-NA	-6.78	110.75	124.93
11	I7	1001	CYC	CHD-C4C-NC	6.78	133.26	125.20
11	K5	201	CYC	CHB-C4A-NA	-6.78	110.76	124.93
11	Z1	201	CYC	CHB-C4A-NA	-6.77	110.76	124.93
11	Z5	201	CYC	CHB-C4A-NA	-6.77	110.77	124.93
11	A1	301	CYC	CHB-C4A-NA	-6.77	110.77	124.93
11	K1	201	CYC	CHB-C4A-NA	-6.77	110.78	124.93
11	I1	201	CYC	CHB-C4A-NA	-6.77	110.78	124.93
11	Y7	1001	CYC	CHD-C4C-NC	6.76	133.25	125.20
11	X1	201	CYC	CHB-C4A-NA	-6.76	110.79	124.93
11	P7	1001	CYC	CHD-C4C-NC	6.76	133.25	125.20
11	a7	1001	CYC	CHD-C4C-NC	6.76	133.25	125.20
11	D7	1001	CYC	CHD-C4C-NC	6.76	133.24	125.20
11	N1	301	CYC	CHB-C4A-NA	-6.76	110.79	124.93
11	I5	201	CYC	CHB-C4A-NA	-6.76	110.79	124.93
11	M5	201	CYC	CHB-C4A-NA	-6.76	110.80	124.93
11	A5	301	CYC	CHB-C4A-NA	-6.75	110.80	124.93
11	R5	201	CYC	CHB-C4A-NA	-6.75	110.80	124.93
11	M7	1001	CYC	CHD-C4C-NC	6.75	133.23	125.20
11	P5	201	CYC	CHB-C4A-NA	-6.75	110.81	124.93
11	X5	201	CYC	CHB-C4A-NA	-6.75	110.81	124.93
11	P1	201	CYC	CHB-C4A-NA	-6.75	110.82	124.93
11	R1	201	CYC	CHB-C4A-NA	-6.74	110.82	124.93
11	V1	201	CYC	CHB-C4A-NA	-6.74	110.83	124.93
11	M1	201	CYC	CHB-C4A-NA	-6.74	110.83	124.93
11	A1	302	CYC	CHB-C4A-NA	-6.74	110.84	124.93
11	G5	201	CYC	CHB-C4A-NA	-6.72	110.87	124.93
11	G1	201	CYC	CHB-C4A-NA	-6.72	110.88	124.93
11	T3	1001	CYC	CHA-C1A-NA	-6.71	119.51	128.83
11	V5	201	CYC	CHB-C4A-NA	-6.71	110.89	124.93

Continued on next page...

Continued from previous page...

Mol	Chain	Res	Type	Atoms	Z	Observed(°)	Ideal(°)
11	A5	302	CYC	CHB-C4A-NA	-6.71	110.89	124.93
11	G3	1001	CYC	CHA-C1A-NA	-6.71	119.52	128.83
11	b3	1001	CYC	CHA-C1A-NA	-6.71	119.52	128.83
11	o3	1001	CYC	CHA-C1A-NA	-6.71	119.52	128.83
11	Z3	1001	CYC	CHA-C1A-NA	-6.71	119.52	128.83
11	y3	1001	CYC	CHA-C1A-NA	-6.70	119.53	128.83
11	X3	1001	CYC	CHA-C1A-NA	-6.69	119.55	128.83
11	P3	1001	CYC	CHA-C1A-NA	-6.69	119.55	128.83
11	f3	1001	CYC	CHA-C1A-NA	-6.68	119.56	128.83
11	d3	1001	CYC	CHA-C1A-NA	-6.68	119.56	128.83
11	i3	1001	CYC	CHA-C1A-NA	-6.68	119.56	128.83
11	Q5	201	CYC	CAB-C3B-C4B	6.68	131.93	121.38
11	I3	1001	CYC	CHA-C1A-NA	-6.68	119.57	128.83
11	K3	1001	CYC	CHA-C1A-NA	-6.68	119.57	128.83
11	R3	1001	CYC	CHA-C1A-NA	-6.68	119.57	128.83
11	S5	201	CYC	CAB-C3B-C4B	6.67	131.92	121.38
11	q3	1001	CYC	CHA-C1A-NA	-6.67	119.57	128.83
11	O1	201	CYC	CAB-C3B-C4B	6.67	131.91	121.38
11	O5	201	CYC	CAB-C3B-C4B	6.67	131.91	121.38
11	C5	202	CYC	CAB-C3B-C4B	6.67	131.91	121.38
11	k3	1001	CYC	CHA-C1A-NA	-6.66	119.58	128.83
11	u3	1001	CYC	CHA-C1A-NA	-6.66	119.58	128.83
11	w3	1001	CYC	CHA-C1A-NA	-6.66	119.59	128.83
11	B5	201	CYC	CAB-C3B-C4B	6.66	131.90	121.38
11	C1	202	CYC	CAB-C3B-C4B	6.66	131.89	121.38
11	s3	1001	CYC	CHA-C1A-NA	-6.66	119.59	128.83
11	Q1	201	CYC	CAB-C3B-C4B	6.65	131.89	121.38
11	N3	1001	CYC	CHA-C1A-NA	-6.65	119.60	128.83
11	H1	201	CYC	CAB-C3B-C4B	6.65	131.88	121.38
11	X5	203	CYC	CAB-C3B-C4B	6.65	131.88	121.38
11	S1	201	CYC	CAB-C3B-C4B	6.65	131.88	121.38
11	H5	201	CYC	CAB-C3B-C4B	6.65	131.88	121.38
11	X1	203	CYC	CAB-C3B-C4B	6.65	131.88	121.38
11	B1	201	CYC	CAB-C3B-C4B	6.64	131.87	121.38
11	F5	201	CYC	CAB-C3B-C4B	6.64	131.86	121.38
11	J5	201	CYC	CAB-C3B-C4B	6.63	131.86	121.38
11	V5	202	CYC	CAB-C3B-C4B	6.63	131.86	121.38
11	J1	201	CYC	CAB-C3B-C4B	6.63	131.85	121.38
11	U5	201	CYC	CAB-C3B-C4B	6.63	131.84	121.38
11	J3	201	CYC	CHB-C4A-NA	-6.62	111.08	124.93
11	l3	1001	CYC	CHB-C4A-NA	-6.62	111.09	124.93
11	L1	201	CYC	CAB-C3B-C4B	6.62	131.83	121.38

Continued on next page...

Continued from previous page...

Mol	Chain	Res	Type	Atoms	Z	Observed(°)	Ideal(°)
11	13	904	CYC	CHB-C4A-NA	-6.62	111.09	124.93
11	03	902	CYC	CHB-C4A-NA	-6.62	111.09	124.93
11	F1	201	CYC	CAB-C3B-C4B	6.61	131.83	121.38
11	S3	1001	CYC	CHB-C4A-NA	-6.61	111.10	124.93
11	U1	201	CYC	CAB-C3B-C4B	6.61	131.82	121.38
11	V1	202	CYC	CAB-C3B-C4B	6.61	131.82	121.38
11	U3	1001	CYC	CHB-C4A-NA	-6.61	111.10	124.93
11	n3	1001	CYC	CHB-C4A-NA	-6.61	111.11	124.93
11	L5	201	CYC	CAB-C3B-C4B	6.61	131.81	121.38
11	t3	1001	CYC	CHB-C4A-NA	-6.61	111.11	124.93
11	p3	1001	CYC	CHB-C4A-NA	-6.61	111.11	124.93
11	x3	1001	CYC	CHB-C4A-NA	-6.60	111.12	124.93
11	j3	1001	CYC	CHB-C4A-NA	-6.60	111.12	124.93
11	H3	1001	CYC	CHB-C4A-NA	-6.60	111.12	124.93
11	z3	1001	CYC	CHB-C4A-NA	-6.60	111.12	124.93
11	v3	1001	CYC	CHB-C4A-NA	-6.60	111.12	124.93
11	13	902	CYC	CHB-C4A-NA	-6.60	111.13	124.93
11	c3	1001	CYC	CHB-C4A-NA	-6.60	111.13	124.93
11	13	903	CYC	CHB-C4A-NA	-6.60	111.13	124.93
11	e3	1001	CYC	CHB-C4A-NA	-6.60	111.14	124.93
11	f3	1001	CYC	CHB-C4A-NA	-6.59	111.14	124.93
11	k3	1001	CYC	CHB-C4A-NA	-6.59	111.15	124.93
11	M3	201	CYC	CHB-C4A-NA	-6.59	111.15	124.93
11	Z3	1001	CYC	CHB-C4A-NA	-6.59	111.15	124.93
11	o3	1001	CYC	CHB-C4A-NA	-6.59	111.16	124.93
11	W3	1001	CYC	CHB-C4A-NA	-6.58	111.16	124.93
11	O3	1001	CYC	CHB-C4A-NA	-6.58	111.16	124.93
11	w3	1001	CYC	CHB-C4A-NA	-6.58	111.16	124.93
11	P3	1001	CYC	CHB-C4A-NA	-6.58	111.17	124.93
11	r3	1001	CYC	CHB-C4A-NA	-6.58	111.17	124.93
11	G3	1001	CYC	CHB-C4A-NA	-6.58	111.17	124.93
11	y3	1001	CYC	CHB-C4A-NA	-6.58	111.17	124.93
11	X3	1001	CYC	CHB-C4A-NA	-6.57	111.18	124.93
11	N3	1001	CYC	CHB-C4A-NA	-6.57	111.18	124.93
11	K3	1001	CYC	CHB-C4A-NA	-6.57	111.19	124.93
11	i3	1001	CYC	CHB-C4A-NA	-6.57	111.19	124.93
11	s3	1001	CYC	CHB-C4A-NA	-6.57	111.19	124.93
11	d3	1001	CYC	CHB-C4A-NA	-6.57	111.19	124.93
11	u3	1001	CYC	CHB-C4A-NA	-6.57	111.19	124.93
11	q3	1001	CYC	CHB-C4A-NA	-6.57	111.20	124.93
11	T3	1001	CYC	CHB-C4A-NA	-6.56	111.20	124.93
11	b3	1001	CYC	CHB-C4A-NA	-6.56	111.20	124.93

Continued on next page...

Continued from previous page...

Mol	Chain	Res	Type	Atoms	Z	Observed(°)	Ideal(°)
11	R3	1001	CYC	CHB-C4A-NA	-6.56	111.20	124.93
11	I3	1001	CYC	CHB-C4A-NA	-6.56	111.21	124.93
11	Z6	201	CYC	O2A-CGA-CBA	6.44	134.73	114.03
11	N2	302	CYC	O2A-CGA-CBA	6.44	134.72	114.03
11	I2	201	CYC	O2A-CGA-CBA	6.44	134.72	114.03
11	V6	201	CYC	O2A-CGA-CBA	6.44	134.71	114.03
11	V2	201	CYC	O2A-CGA-CBA	6.44	134.71	114.03
11	Z2	202	CYC	O2A-CGA-CBA	6.44	134.71	114.03
11	P6	201	CYC	O2A-CGA-CBA	6.43	134.70	114.03
11	C2	201	CYC	O2A-CGA-CBA	6.43	134.70	114.03
11	I6	201	CYC	O2A-CGA-CBA	6.43	134.69	114.03
11	E6	201	CYC	O2A-CGA-CBA	6.43	134.69	114.03
11	P2	201	CYC	O2A-CGA-CBA	6.43	134.69	114.03
11	E2	201	CYC	O2A-CGA-CBA	6.43	134.68	114.03
11	N6	302	CYC	O2A-CGA-CBA	6.43	134.68	114.03
11	M2	201	CYC	O2A-CGA-CBA	6.43	134.68	114.03
11	K6	201	CYC	O2A-CGA-CBA	6.42	134.67	114.03
11	N6	301	CYC	O2A-CGA-CBA	6.42	134.67	114.03
11	A2	301	CYC	O2A-CGA-CBA	6.42	134.67	114.03
11	K2	201	CYC	O2A-CGA-CBA	6.42	134.67	114.03
11	C6	201	CYC	O2A-CGA-CBA	6.42	134.66	114.03
11	N2	301	CYC	O2A-CGA-CBA	6.42	134.66	114.03
11	A6	301	CYC	O2A-CGA-CBA	6.42	134.66	114.03
11	X2	201	CYC	O2A-CGA-CBA	6.42	134.65	114.03
11	X6	201	CYC	O2A-CGA-CBA	6.41	134.62	114.03
11	M6	201	CYC	O2A-CGA-CBA	6.41	134.62	114.03
11	B5	201	CYC	CHD-C4C-NC	6.40	132.82	125.20
11	B1	201	CYC	CHD-C4C-NC	6.38	132.79	125.20
11	J5	201	CYC	CHD-C4C-NC	6.36	132.77	125.20
11	L5	201	CYC	CHD-C4C-NC	6.36	132.77	125.20
11	V5	202	CYC	CHD-C4C-NC	6.35	132.75	125.20
11	C1	202	CYC	CHD-C4C-NC	6.35	132.75	125.20
11	Q5	201	CYC	CHD-C4C-NC	6.35	132.75	125.20
11	J1	201	CYC	CHD-C4C-NC	6.34	132.75	125.20
11	S1	201	CYC	CHD-C4C-NC	6.34	132.75	125.20
11	C5	202	CYC	CHD-C4C-NC	6.34	132.74	125.20
11	F5	201	CYC	CHD-C4C-NC	6.34	132.74	125.20
11	Q1	201	CYC	CHD-C4C-NC	6.33	132.73	125.20
11	H5	201	CYC	CHD-C4C-NC	6.33	132.73	125.20
11	W6	201	CYC	CHA-C1A-NA	-6.33	120.05	128.83
11	V1	202	CYC	CHD-C4C-NC	6.33	132.73	125.20
11	F1	201	CYC	CHD-C4C-NC	6.33	132.73	125.20

Continued on next page...

Continued from previous page...

Mol	Chain	Res	Type	Atoms	Z	Observed(°)	Ideal(°)
11	L1	201	CYC	CHD-C4C-NC	6.32	132.72	125.20
11	X1	203	CYC	CHD-C4C-NC	6.32	132.72	125.20
11	S5	201	CYC	CHD-C4C-NC	6.32	132.72	125.20
11	X5	203	CYC	CHD-C4C-NC	6.32	132.72	125.20
11	K2	203	CYC	CHA-C1A-NA	-6.32	120.06	128.83
11	W2	201	CYC	CHA-C1A-NA	-6.32	120.06	128.83
11	U1	201	CYC	CHD-C4C-NC	6.32	132.72	125.20
11	Y6	201	CYC	CHA-C1A-NA	-6.32	120.06	128.83
11	H1	201	CYC	CHD-C4C-NC	6.31	132.71	125.20
11	C6	203	CYC	CHA-C1A-NA	-6.31	120.08	128.83
11	X2	203	CYC	CHA-C1A-NA	-6.31	120.08	128.83
11	L6	201	CYC	CHA-C1A-NA	-6.31	120.08	128.83
11	U5	201	CYC	CHD-C4C-NC	6.31	132.70	125.20
11	B2	201	CYC	CHA-C1A-NA	-6.30	120.09	128.83
11	D2	201	CYC	CHA-C1A-NA	-6.30	120.09	128.83
11	O5	201	CYC	CHD-C4C-NC	6.30	132.69	125.20
11	J6	201	CYC	CHA-C1A-NA	-6.30	120.09	128.83
11	O1	201	CYC	CHD-C4C-NC	6.29	132.69	125.20
11	S2	201	CYC	CHA-C1A-NA	-6.29	120.10	128.83
11	Q2	201	CYC	CHA-C1A-NA	-6.29	120.10	128.83
11	Q6	201	CYC	CHA-C1A-NA	-6.29	120.10	128.83
11	F6	201	CYC	CHA-C1A-NA	-6.28	120.11	128.83
11	I2	203	CYC	CHA-C1A-NA	-6.28	120.12	128.83
11	Q3	1001	CYC	CMA-C3A-C4A	6.28	134.73	125.06
11	E2	203	CYC	CHA-C1A-NA	-6.27	120.12	128.83
11	T2	201	CYC	CHA-C1A-NA	-6.27	120.13	128.83
11	P7	1001	CYC	CAB-C3B-C4B	6.27	131.28	121.38
11	H6	201	CYC	CHA-C1A-NA	-6.27	120.13	128.83
11	H2	201	CYC	CHA-C1A-NA	-6.27	120.13	128.83
11	R6	202	CYC	CHA-C1A-NA	-6.27	120.13	128.83
11	g3	1001	CYC	CMA-C3A-C4A	6.27	134.72	125.06
11	a7	1001	CYC	CAB-C3B-C4B	6.27	131.28	121.38
11	I7	1001	CYC	CAB-C3B-C4B	6.26	131.27	121.38
11	B6	201	CYC	CHA-C1A-NA	-6.26	120.14	128.83
11	O6	201	CYC	CHA-C1A-NA	-6.26	120.15	128.83
11	Z2	201	CYC	CHA-C1A-NA	-6.25	120.15	128.83
11	R7	1001	CYC	CAB-C3B-C4B	6.25	131.25	121.38
11	K7	1001	CYC	CAB-C3B-C4B	6.25	131.25	121.38
11	F7	1001	CYC	CAB-C3B-C4B	6.24	131.24	121.38
11	M7	1001	CYC	CAB-C3B-C4B	6.24	131.23	121.38
11	Y7	1001	CYC	CAB-C3B-C4B	6.23	131.22	121.38
11	D7	1001	CYC	CAB-C3B-C4B	6.23	131.21	121.38

Continued on next page...

Continued from previous page...

Mol	Chain	Res	Type	Atoms	Z	Observed(°)	Ideal(°)
11	B7	1001	CYC	CAB-C3B-C4B	6.22	131.21	121.38
11	T7	1001	CYC	CAB-C3B-C4B	6.22	131.21	121.38
11	m3	201	CYC	CHA-C1A-NA	-6.22	120.20	128.83
11	U6	201	CYC	CHA-C1A-NA	-6.22	120.21	128.83
11	W7	1001	CYC	CAB-C3B-C4B	6.20	131.18	121.38
11	V3	201	CYC	CHA-C1A-NA	-6.20	120.23	128.83
11	N6	301	CYC	CHA-C1A-NA	-6.19	120.24	128.83
11	H3	1001	CYC	OB-C4B-C3B	-6.18	121.33	128.04
11	A6	301	CYC	CHA-C1A-NA	-6.18	120.25	128.83
11	I6	201	CYC	CHA-C1A-NA	-6.18	120.25	128.83
11	J3	201	CYC	OB-C4B-C3B	-6.18	121.34	128.04
11	A2	301	CYC	CHA-C1A-NA	-6.17	120.27	128.83
11	I2	201	CYC	CHA-C1A-NA	-6.17	120.28	128.83
11	P2	201	CYC	CHA-C1A-NA	-6.16	120.28	128.83
11	S3	1001	CYC	OB-C4B-C3B	-6.16	121.35	128.04
11	K6	201	CYC	CHA-C1A-NA	-6.16	120.28	128.83
11	N2	301	CYC	CHA-C1A-NA	-6.16	120.29	128.83
11	X6	201	CYC	CHA-C1A-NA	-6.16	120.29	128.83
11	V6	201	CYC	CHA-C1A-NA	-6.16	120.29	128.83
11	z3	1001	CYC	OB-C4B-C3B	-6.15	121.36	128.04
11	N2	302	CYC	CHA-C1A-NA	-6.15	120.30	128.83
11	P6	201	CYC	CHA-C1A-NA	-6.15	120.30	128.83
11	N6	302	CYC	CHA-C1A-NA	-6.15	120.30	128.83
11	E6	201	CYC	CHA-C1A-NA	-6.15	120.30	128.83
11	U3	1001	CYC	OB-C4B-C3B	-6.15	121.37	128.04
11	C2	201	CYC	CHA-C1A-NA	-6.15	120.30	128.83
11	K2	201	CYC	CHA-C1A-NA	-6.15	120.30	128.83
11	Z2	202	CYC	CHA-C1A-NA	-6.15	120.30	128.83
11	r3	1001	CYC	OB-C4B-C3B	-6.15	121.37	128.04
11	E2	201	CYC	CHA-C1A-NA	-6.14	120.31	128.83
11	l3	902	CYC	OB-C4B-C3B	-6.14	121.37	128.04
11	x3	1001	CYC	OB-C4B-C3B	-6.14	121.38	128.04
11	X2	201	CYC	CHA-C1A-NA	-6.14	120.31	128.83
11	M6	201	CYC	CHA-C1A-NA	-6.14	120.32	128.83
11	V2	201	CYC	CHA-C1A-NA	-6.13	120.32	128.83
11	n3	1001	CYC	OB-C4B-C3B	-6.13	121.39	128.04
11	Z6	201	CYC	CHA-C1A-NA	-6.13	120.33	128.83
11	M2	201	CYC	CHA-C1A-NA	-6.13	120.33	128.83
11	c3	1001	CYC	OB-C4B-C3B	-6.12	121.40	128.04
11	p3	1001	CYC	OB-C4B-C3B	-6.12	121.40	128.04
11	M3	201	CYC	OB-C4B-C3B	-6.12	121.40	128.04
11	O3	1001	CYC	OB-C4B-C3B	-6.12	121.40	128.04

Continued on next page...

Continued from previous page...

Mol	Chain	Res	Type	Atoms	Z	Observed(°)	Ideal(°)
11	C6	201	CYC	CHA-C1A-NA	-6.12	120.34	128.83
11	e3	1001	CYC	OB-C4B-C3B	-6.12	121.40	128.04
11	v3	1001	CYC	OB-C4B-C3B	-6.11	121.41	128.04
11	03	902	CYC	OB-C4B-C3B	-6.11	121.41	128.04
11	13	904	CYC	OB-C4B-C3B	-6.10	121.42	128.04
11	13	903	CYC	OB-C4B-C3B	-6.10	121.42	128.04
11	j3	1001	CYC	OB-C4B-C3B	-6.10	121.42	128.04
11	W3	1001	CYC	OB-C4B-C3B	-6.09	121.43	128.04
11	t3	1001	CYC	OB-C4B-C3B	-6.09	121.43	128.04
11	l3	1001	CYC	OB-C4B-C3B	-6.08	121.44	128.04
11	X4	201	CYC	CAC-C3C-C4C	-6.05	97.13	112.67
11	T4	201	CYC	CAC-C3C-C4C	-6.05	97.14	112.67
11	X8	201	CYC	CAC-C3C-C4C	-6.04	97.16	112.67
11	T8	201	CYC	CAC-C3C-C4C	-6.04	97.16	112.67
11	I4	201	CYC	CAC-C3C-C4C	-6.04	97.17	112.67
11	E4	201	CYC	CAC-C3C-C4C	-6.04	97.17	112.67
11	P4	201	CYC	CAC-C3C-C4C	-6.03	97.18	112.67
11	E8	201	CYC	CAC-C3C-C4C	-6.03	97.19	112.67
11	N4	301	CYC	CAC-C3C-C4C	-6.03	97.19	112.67
11	V8	201	CYC	CAC-C3C-C4C	-6.03	97.19	112.67
11	A8	301	CYC	CAC-C3C-C4C	-6.03	97.20	112.67
11	V4	201	CYC	CAC-C3C-C4C	-6.03	97.20	112.67
11	I8	201	CYC	CAC-C3C-C4C	-6.02	97.20	112.67
11	M8	202	CYC	CAC-C3C-C4C	-6.02	97.20	112.67
11	A4	301	CYC	CAC-C3C-C4C	-6.02	97.20	112.67
11	N8	301	CYC	CAC-C3C-C4C	-6.02	97.21	112.67
11	G8	202	CYC	CAC-C3C-C4C	-6.02	97.21	112.67
11	K8	201	CYC	CAC-C3C-C4C	-6.02	97.22	112.67
11	P8	201	CYC	CAC-C3C-C4C	-6.02	97.22	112.67
11	M4	202	CYC	CAC-C3C-C4C	-6.02	97.23	112.67
11	Z8	201	CYC	CAC-C3C-C4C	-6.01	97.23	112.67
11	G4	202	CYC	CAC-C3C-C4C	-6.01	97.23	112.67
11	K4	201	CYC	CAC-C3C-C4C	-6.01	97.24	112.67
11	Z4	201	CYC	CAC-C3C-C4C	-6.01	97.24	112.67
11	F7	1001	CYC	CHB-C4A-NA	-6.01	112.36	124.93
11	Y7	1001	CYC	CHB-C4A-NA	-6.00	112.37	124.93
11	T7	1001	CYC	CHB-C4A-NA	-6.00	112.37	124.93
11	W7	1001	CYC	CHB-C4A-NA	-6.00	112.37	124.93
11	M7	1001	CYC	CHB-C4A-NA	-5.99	112.39	124.93
11	R7	1001	CYC	CHB-C4A-NA	-5.99	112.40	124.93
11	K7	1001	CYC	CHB-C4A-NA	-5.99	112.41	124.93
11	P7	1001	CYC	CHB-C4A-NA	-5.98	112.42	124.93

Continued on next page...

Continued from previous page...

Mol	Chain	Res	Type	Atoms	Z	Observed(°)	Ideal(°)
11	I7	1001	CYC	CHB-C4A-NA	-5.98	112.43	124.93
11	B7	1001	CYC	CHB-C4A-NA	-5.98	112.43	124.93
11	D7	1001	CYC	CHB-C4A-NA	-5.97	112.44	124.93
11	a7	1001	CYC	CHB-C4A-NA	-5.97	112.45	124.93
11	03	901	CYC	CAB-C3B-C4B	5.95	130.78	121.38
11	K1	201	CYC	CAC-C3C-C4C	-5.94	97.42	112.67
11	N1	301	CYC	CAC-C3C-C4C	-5.94	97.42	112.67
11	G5	201	CYC	CAC-C3C-C4C	-5.94	97.43	112.67
11	N5	301	CYC	CAC-C3C-C4C	-5.94	97.43	112.67
11	13	901	CYC	CAB-C3B-C4B	5.93	130.75	121.38
11	K5	201	CYC	CAC-C3C-C4C	-5.93	97.44	112.67
11	G1	201	CYC	CAC-C3C-C4C	-5.93	97.44	112.67
11	R1	201	CYC	CAC-C3C-C4C	-5.93	97.44	112.67
11	A5	302	CYC	CAC-C3C-C4C	-5.93	97.45	112.67
11	R5	201	CYC	CAC-C3C-C4C	-5.93	97.45	112.67
11	I1	201	CYC	CAC-C3C-C4C	-5.93	97.45	112.67
11	Z1	201	CYC	CAC-C3C-C4C	-5.93	97.45	112.67
11	A5	301	CYC	CAC-C3C-C4C	-5.93	97.45	112.67
11	A1	302	CYC	CAC-C3C-C4C	-5.93	97.46	112.67
11	M5	201	CYC	CAC-C3C-C4C	-5.92	97.46	112.67
11	V5	201	CYC	CAC-C3C-C4C	-5.92	97.46	112.67
11	I5	201	CYC	CAC-C3C-C4C	-5.92	97.47	112.67
11	Z5	201	CYC	CAC-C3C-C4C	-5.92	97.47	112.67
11	X1	201	CYC	CAC-C3C-C4C	-5.92	97.47	112.67
11	V1	201	CYC	CAC-C3C-C4C	-5.92	97.47	112.67
11	M1	201	CYC	CAC-C3C-C4C	-5.92	97.47	112.67
11	A1	301	CYC	CAC-C3C-C4C	-5.92	97.47	112.67
11	P1	201	CYC	CAC-C3C-C4C	-5.92	97.48	112.67
11	X5	201	CYC	CAC-C3C-C4C	-5.92	97.48	112.67
11	P5	201	CYC	CAC-C3C-C4C	-5.91	97.49	112.67
11	g3	1001	CYC	CHB-C4A-NA	-5.91	112.57	124.93
11	Q3	1001	CYC	CHB-C4A-NA	-5.88	112.63	124.93
11	Z1	201	CYC	CAB-C3B-C4B	5.84	130.60	121.38
11	Z5	201	CYC	CAB-C3B-C4B	5.83	130.59	121.38
11	V5	201	CYC	CAB-C3B-C4B	5.83	130.59	121.38
11	V1	201	CYC	CAB-C3B-C4B	5.83	130.59	121.38
11	G5	201	CYC	CAB-C3B-C4B	5.83	130.58	121.38
11	A1	302	CYC	CAB-C3B-C4B	5.82	130.57	121.38
11	P1	201	CYC	CAB-C3B-C4B	5.82	130.57	121.38
11	A5	301	CYC	CAB-C3B-C4B	5.82	130.57	121.38
11	K5	201	CYC	CAB-C3B-C4B	5.82	130.56	121.38
11	X1	201	CYC	CAB-C3B-C4B	5.82	130.56	121.38

Continued on next page...

Continued from previous page...

Mol	Chain	Res	Type	Atoms	Z	Observed(°)	Ideal(°)
11	I5	201	CYC	CAB-C3B-C4B	5.82	130.56	121.38
11	P5	201	CYC	CAB-C3B-C4B	5.82	130.56	121.38
11	M1	201	CYC	CAB-C3B-C4B	5.81	130.56	121.38
11	A1	301	CYC	CAB-C3B-C4B	5.81	130.56	121.38
11	K1	201	CYC	CAB-C3B-C4B	5.81	130.56	121.38
11	N5	301	CYC	CMA-C3A-C4A	5.81	134.01	125.06
11	A5	302	CYC	CAB-C3B-C4B	5.81	130.56	121.38
11	M5	201	CYC	CAB-C3B-C4B	5.81	130.55	121.38
11	I1	201	CYC	CAB-C3B-C4B	5.80	130.54	121.38
11	X5	201	CYC	CAB-C3B-C4B	5.80	130.54	121.38
11	N5	301	CYC	CAB-C3B-C4B	5.80	130.53	121.38
11	G1	201	CYC	CAB-C3B-C4B	5.79	130.53	121.38
11	R1	201	CYC	CAB-C3B-C4B	5.79	130.53	121.38
11	N1	301	CYC	CAB-C3B-C4B	5.79	130.53	121.38
11	N1	301	CYC	CMA-C3A-C4A	5.79	133.98	125.06
11	M5	201	CYC	CMA-C3A-C4A	5.79	133.98	125.06
11	A5	301	CYC	CMA-C3A-C4A	5.78	133.97	125.06
11	M4	202	CYC	CHB-C4A-NA	-5.78	112.83	124.93
11	I5	201	CYC	CMA-C3A-C4A	5.78	133.97	125.06
11	R5	201	CYC	CAB-C3B-C4B	5.78	130.50	121.38
11	I4	201	CYC	CHB-C4A-NA	-5.78	112.85	124.93
11	M1	201	CYC	CMA-C3A-C4A	5.78	133.96	125.06
11	M1	202	CYC	C2A-C1A-NA	5.78	118.45	110.05
11	I8	201	CYC	CHB-C4A-NA	-5.78	112.85	124.93
11	M5	202	CYC	C2A-C1A-NA	5.78	118.45	110.05
11	P5	202	CYC	C2A-C1A-NA	5.77	118.45	110.05
11	M8	202	CYC	CHB-C4A-NA	-5.77	112.86	124.93
11	A1	301	CYC	CMA-C3A-C4A	5.77	133.95	125.06
11	I5	202	CYC	C2A-C1A-NA	5.77	118.44	110.05
11	G1	201	CYC	CMA-C3A-C4A	5.77	133.95	125.06
11	G1	202	CYC	C2A-C1A-NA	5.77	118.44	110.05
11	K5	201	CYC	CMA-C3A-C4A	5.76	133.94	125.06
11	X4	201	CYC	CHB-C4A-NA	-5.76	112.88	124.93
11	P1	202	CYC	C2A-C1A-NA	5.76	118.43	110.05
11	I1	201	CYC	CMA-C3A-C4A	5.76	133.94	125.06
11	A4	301	CYC	CHB-C4A-NA	-5.76	112.88	124.93
11	V8	201	CYC	CHB-C4A-NA	-5.76	112.88	124.93
11	T5	201	CYC	C2A-C1A-NA	5.76	118.43	110.05
11	V4	201	CYC	CHB-C4A-NA	-5.76	112.89	124.93
11	Z5	202	CYC	C2A-C1A-NA	5.76	118.43	110.05
11	T4	201	CYC	CHB-C4A-NA	-5.76	112.89	124.93
11	R5	202	CYC	C2A-C1A-NA	5.76	118.42	110.05

Continued on next page...

Continued from previous page...

Mol	Chain	Res	Type	Atoms	Z	Observed(°)	Ideal(°)
11	P1	201	CYC	CMA-C3A-C4A	5.75	133.93	125.06
11	T8	201	CYC	CHB-C4A-NA	-5.75	112.90	124.93
11	G4	202	CYC	CHB-C4A-NA	-5.75	112.90	124.93
11	N8	301	CYC	CHB-C4A-NA	-5.75	112.90	124.93
11	R1	201	CYC	CMA-C3A-C4A	5.75	133.92	125.06
11	R5	201	CYC	CMA-C3A-C4A	5.75	133.92	125.06
11	X8	201	CYC	CHB-C4A-NA	-5.75	112.90	124.93
11	Z4	201	CYC	CHB-C4A-NA	-5.75	112.90	124.93
11	G5	201	CYC	CMA-C3A-C4A	5.75	133.92	125.06
11	T1	201	CYC	C2A-C1A-NA	5.75	118.41	110.05
11	A8	301	CYC	CHB-C4A-NA	-5.75	112.91	124.93
11	Z8	201	CYC	CHB-C4A-NA	-5.75	112.91	124.93
11	X5	202	CYC	C2A-C1A-NA	5.75	118.41	110.05
11	I1	202	CYC	C2A-C1A-NA	5.75	118.41	110.05
11	V5	201	CYC	CMA-C3A-C4A	5.75	133.91	125.06
11	U5	202	CYC	C2A-C1A-NA	5.74	118.41	110.05
11	X5	201	CYC	CMA-C3A-C4A	5.74	133.91	125.06
11	G8	202	CYC	CHB-C4A-NA	-5.74	112.92	124.93
11	E8	201	CYC	CHB-C4A-NA	-5.74	112.92	124.93
11	X1	201	CYC	CMA-C3A-C4A	5.74	133.91	125.06
11	N4	301	CYC	CHB-C4A-NA	-5.74	112.92	124.93
11	K8	201	CYC	CHB-C4A-NA	-5.74	112.92	124.93
11	R1	202	CYC	C2A-C1A-NA	5.74	118.40	110.05
11	A1	302	CYC	CMA-C3A-C4A	5.74	133.91	125.06
11	P5	201	CYC	CMA-C3A-C4A	5.74	133.91	125.06
11	C1	201	CYC	C2A-C1A-NA	5.74	118.40	110.05
11	X1	202	CYC	C2A-C1A-NA	5.74	118.40	110.05
11	E4	201	CYC	CHB-C4A-NA	-5.74	112.92	124.93
11	V1	201	CYC	CMA-C3A-C4A	5.74	133.90	125.06
11	A5	302	CYC	CMA-C3A-C4A	5.74	133.90	125.06
11	m3	201	CYC	CHB-C4A-NA	-5.74	112.93	124.93
11	K1	201	CYC	CMA-C3A-C4A	5.74	133.90	125.06
11	Z5	201	CYC	CMA-C3A-C4A	5.73	133.89	125.06
11	P4	201	CYC	CHB-C4A-NA	-5.73	112.94	124.93
11	G5	202	CYC	C2A-C1A-NA	5.73	118.39	110.05
11	P8	201	CYC	CHB-C4A-NA	-5.73	112.94	124.93
11	Z1	202	CYC	C2A-C1A-NA	5.73	118.38	110.05
11	Z1	201	CYC	CMA-C3A-C4A	5.73	133.88	125.06
11	V3	201	CYC	CHB-C4A-NA	-5.73	112.95	124.93
11	K1	202	CYC	C2A-C1A-NA	5.72	118.36	110.05
11	U1	202	CYC	C2A-C1A-NA	5.72	118.36	110.05
11	K4	201	CYC	CHB-C4A-NA	-5.71	112.99	124.93

Continued on next page...

Continued from previous page...

Mol	Chain	Res	Type	Atoms	Z	Observed(°)	Ideal(°)
11	C5	201	CYC	C2A-C1A-NA	5.71	118.35	110.05
11	D1	201	CYC	C2A-C1A-NA	5.70	118.34	110.05
11	D5	201	CYC	C2A-C1A-NA	5.70	118.34	110.05
11	K5	202	CYC	C2A-C1A-NA	5.70	118.33	110.05
11	U5	202	CYC	CBB-CAB-C3B	-5.66	96.84	112.43
11	Z5	202	CYC	CBB-CAB-C3B	-5.66	96.84	112.43
11	I1	202	CYC	CBB-CAB-C3B	-5.66	96.84	112.43
11	U1	202	CYC	CBB-CAB-C3B	-5.65	96.85	112.43
11	M5	202	CYC	CBB-CAB-C3B	-5.65	96.85	112.43
11	Z1	202	CYC	CBB-CAB-C3B	-5.65	96.85	112.43
11	T1	201	CYC	CBB-CAB-C3B	-5.65	96.86	112.43
11	T5	201	CYC	CBB-CAB-C3B	-5.65	96.86	112.43
11	D1	201	CYC	CBB-CAB-C3B	-5.65	96.86	112.43
11	D5	201	CYC	CBB-CAB-C3B	-5.65	96.86	112.43
11	R5	202	CYC	CBB-CAB-C3B	-5.65	96.87	112.43
11	M1	202	CYC	CBB-CAB-C3B	-5.65	96.87	112.43
11	R1	202	CYC	CBB-CAB-C3B	-5.64	96.87	112.43
11	G1	202	CYC	CBB-CAB-C3B	-5.64	96.87	112.43
11	C1	201	CYC	CBB-CAB-C3B	-5.64	96.87	112.43
11	C5	201	CYC	CBB-CAB-C3B	-5.64	96.88	112.43
11	I5	202	CYC	CBB-CAB-C3B	-5.64	96.88	112.43
11	G5	202	CYC	CBB-CAB-C3B	-5.64	96.90	112.43
11	X1	202	CYC	CBB-CAB-C3B	-5.63	96.90	112.43
11	P1	202	CYC	CBB-CAB-C3B	-5.63	96.90	112.43
11	P5	202	CYC	CBB-CAB-C3B	-5.63	96.91	112.43
11	K1	202	CYC	CBB-CAB-C3B	-5.63	96.92	112.43
11	N6	302	CYC	CMA-C3A-C4A	5.62	133.72	125.06
11	X5	202	CYC	CBB-CAB-C3B	-5.62	96.94	112.43
11	K5	202	CYC	CBB-CAB-C3B	-5.62	96.94	112.43
11	A2	301	CYC	CMA-C3A-C4A	5.62	133.71	125.06
11	E6	201	CYC	CMA-C3A-C4A	5.61	133.71	125.06
11	A6	301	CYC	CMA-C3A-C4A	5.61	133.71	125.06
11	H5	201	CYC	CBD-CAD-C3D	-5.61	103.05	112.62
11	N2	302	CYC	CMA-C3A-C4A	5.61	133.70	125.06
11	O1	201	CYC	CBD-CAD-C3D	-5.60	103.06	112.62
11	H1	201	CYC	CBD-CAD-C3D	-5.60	103.06	112.62
11	V6	201	CYC	CMA-C3A-C4A	5.60	133.69	125.06
11	K2	201	CYC	CMA-C3A-C4A	5.60	133.68	125.06
11	B1	201	CYC	CBD-CAD-C3D	-5.60	103.07	112.62
11	I7	1001	CYC	OB-C4B-C3B	-5.59	121.97	128.04
11	M2	201	CYC	CMA-C3A-C4A	5.59	133.67	125.06
11	L1	201	CYC	CBD-CAD-C3D	-5.59	103.08	112.62

Continued on next page...

Continued from previous page...

Mol	Chain	Res	Type	Atoms	Z	Observed(°)	Ideal(°)
11	X5	203	CYC	CBD-CAD-C3D	-5.59	103.08	112.62
11	I2	201	CYC	CMA-C3A-C4A	5.59	133.67	125.06
11	E2	201	CYC	CMA-C3A-C4A	5.59	133.67	125.06
11	K6	201	CYC	CMA-C3A-C4A	5.59	133.67	125.06
11	Q1	201	CYC	CBD-CAD-C3D	-5.58	103.09	112.62
11	L5	201	CYC	CBD-CAD-C3D	-5.58	103.09	112.62
11	Q5	201	CYC	CBD-CAD-C3D	-5.58	103.09	112.62
11	X6	201	CYC	CMA-C3A-C4A	5.58	133.66	125.06
11	P6	201	CYC	CMA-C3A-C4A	5.58	133.66	125.06
11	P2	201	CYC	CMA-C3A-C4A	5.58	133.66	125.06
11	V2	201	CYC	CMA-C3A-C4A	5.58	133.66	125.06
11	C6	201	CYC	CMA-C3A-C4A	5.58	133.66	125.06
11	J1	201	CYC	CBD-CAD-C3D	-5.58	103.10	112.62
11	F5	201	CYC	CBD-CAD-C3D	-5.58	103.10	112.62
11	Z2	202	CYC	CMA-C3A-C4A	5.58	133.65	125.06
11	B5	201	CYC	CBD-CAD-C3D	-5.58	103.11	112.62
11	X2	201	CYC	CMA-C3A-C4A	5.57	133.65	125.06
11	C5	202	CYC	CBD-CAD-C3D	-5.57	103.11	112.62
11	C1	202	CYC	CBD-CAD-C3D	-5.57	103.11	112.62
11	U1	201	CYC	CBD-CAD-C3D	-5.57	103.11	112.62
11	M6	201	CYC	CMA-C3A-C4A	5.57	133.64	125.06
11	J5	201	CYC	CBD-CAD-C3D	-5.57	103.11	112.62
11	O5	201	CYC	CBD-CAD-C3D	-5.57	103.12	112.62
11	X1	203	CYC	CBD-CAD-C3D	-5.57	103.12	112.62
11	I6	201	CYC	CMA-C3A-C4A	5.57	133.64	125.06
11	C2	201	CYC	CMA-C3A-C4A	5.57	133.63	125.06
11	V1	202	CYC	CBD-CAD-C3D	-5.57	103.12	112.62
11	U5	201	CYC	CBD-CAD-C3D	-5.57	103.12	112.62
11	S1	201	CYC	CBD-CAD-C3D	-5.56	103.12	112.62
11	P7	1001	CYC	OB-C4B-C3B	-5.56	122.00	128.04
11	F1	201	CYC	CBD-CAD-C3D	-5.56	103.13	112.62
11	S5	201	CYC	CBD-CAD-C3D	-5.56	103.13	112.62
11	Z6	201	CYC	CMA-C3A-C4A	5.56	133.62	125.06
11	N6	301	CYC	CMA-C3A-C4A	5.55	133.62	125.06
11	K7	1001	CYC	OB-C4B-C3B	-5.55	122.01	128.04
11	M7	1001	CYC	OB-C4B-C3B	-5.55	122.02	128.04
11	R7	1001	CYC	OB-C4B-C3B	-5.55	122.02	128.04
11	V5	202	CYC	CBD-CAD-C3D	-5.54	103.17	112.62
11	a7	1001	CYC	OB-C4B-C3B	-5.54	122.03	128.04
11	N2	301	CYC	CMA-C3A-C4A	5.54	133.59	125.06
11	Y7	1001	CYC	OB-C4B-C3B	-5.53	122.04	128.04
11	B7	1001	CYC	OB-C4B-C3B	-5.52	122.05	128.04

Continued on next page...

Continued from previous page...

Mol	Chain	Res	Type	Atoms	Z	Observed(°)	Ideal(°)
11	T7	1001	CYC	OB-C4B-C3B	-5.52	122.05	128.04
11	F7	1001	CYC	OB-C4B-C3B	-5.51	122.06	128.04
11	D7	1001	CYC	OB-C4B-C3B	-5.50	122.07	128.04
11	03	901	CYC	CHB-C4A-NA	-5.49	113.44	124.93
11	W7	1001	CYC	OB-C4B-C3B	-5.47	122.10	128.04
11	13	901	CYC	CHB-C4A-NA	-5.46	113.50	124.93
11	T7	1001	CYC	CHA-C1A-NA	-5.45	121.27	128.83
11	B7	1001	CYC	CHA-C1A-NA	-5.44	121.28	128.83
11	D7	1001	CYC	CHA-C1A-NA	-5.43	121.29	128.83
11	I7	1001	CYC	CHA-C1A-NA	-5.43	121.30	128.83
11	a7	1001	CYC	CHA-C1A-NA	-5.42	121.31	128.83
11	P7	1001	CYC	CHA-C1A-NA	-5.42	121.31	128.83
11	M7	1001	CYC	CHA-C1A-NA	-5.41	121.32	128.83
11	W7	1001	CYC	CHA-C1A-NA	-5.41	121.32	128.83
11	R7	1001	CYC	CHA-C1A-NA	-5.41	121.32	128.83
11	L7	1001	CYC	CHB-C4A-NA	-5.41	113.62	124.93
11	Y7	1001	CYC	CHA-C1A-NA	-5.40	121.33	128.83
11	X7	1001	CYC	CHB-C4A-NA	-5.40	113.63	124.93
11	K7	1001	CYC	CHA-C1A-NA	-5.40	121.33	128.83
11	C7	1001	CYC	CHB-C4A-NA	-5.40	113.64	124.93
11	H7	1001	CYC	CHB-C4A-NA	-5.40	113.65	124.93
11	F7	1001	CYC	CHA-C1A-NA	-5.39	121.34	128.83
11	O7	1001	CYC	CHB-C4A-NA	-5.39	113.66	124.93
11	E7	1001	CYC	CHB-C4A-NA	-5.39	113.67	124.93
11	S7	1001	CYC	CHB-C4A-NA	-5.38	113.67	124.93
11	J7	1001	CYC	CHB-C4A-NA	-5.38	113.67	124.93
11	A7	1001	CYC	CHB-C4A-NA	-5.38	113.67	124.93
11	Q7	1001	CYC	CHB-C4A-NA	-5.38	113.67	124.93
11	V7	1001	CYC	CHB-C4A-NA	-5.38	113.67	124.93
11	Z7	1001	CYC	CHB-C4A-NA	-5.37	113.71	124.93
11	I1	202	CYC	C1B-NB-C4B	-5.35	103.85	110.67
11	I5	202	CYC	C1B-NB-C4B	-5.35	103.86	110.67
11	U1	201	CYC	CBC-CAC-C3C	-5.34	101.57	113.47
11	X5	203	CYC	CBC-CAC-C3C	-5.34	101.57	113.47
11	U5	202	CYC	C1B-NB-C4B	-5.34	103.87	110.67
11	O5	201	CYC	CBC-CAC-C3C	-5.34	101.57	113.47
11	G5	202	CYC	C1B-NB-C4B	-5.34	103.87	110.67
11	Y6	201	CYC	CMA-C3A-C4A	5.34	133.29	125.06
11	U5	201	CYC	CBC-CAC-C3C	-5.34	101.58	113.47
11	J1	201	CYC	CBC-CAC-C3C	-5.34	101.58	113.47
11	X1	203	CYC	CBC-CAC-C3C	-5.34	101.58	113.47
11	O1	201	CYC	CBC-CAC-C3C	-5.34	101.59	113.47

Continued on next page...

Continued from previous page...

Mol	Chain	Res	Type	Atoms	Z	Observed(°)	Ideal(°)
11	S1	201	CYC	CBC-CAC-C3C	-5.33	101.59	113.47
11	Z1	202	CYC	C1B-NB-C4B	-5.33	103.88	110.67
11	H1	201	CYC	CBC-CAC-C3C	-5.33	101.60	113.47
11	F5	201	CYC	CBC-CAC-C3C	-5.33	101.60	113.47
11	K1	202	CYC	C1B-NB-C4B	-5.33	103.88	110.67
11	Q5	201	CYC	CBC-CAC-C3C	-5.33	101.60	113.47
11	S5	201	CYC	CBC-CAC-C3C	-5.33	101.60	113.47
11	Q6	201	CYC	CMA-C3A-C4A	5.33	133.27	125.06
11	C5	202	CYC	CBC-CAC-C3C	-5.33	101.61	113.47
11	L1	201	CYC	CBC-CAC-C3C	-5.33	101.61	113.47
11	U1	202	CYC	C1B-NB-C4B	-5.33	103.89	110.67
11	Q1	201	CYC	CBC-CAC-C3C	-5.33	101.61	113.47
11	R5	202	CYC	C1B-NB-C4B	-5.33	103.89	110.67
11	L6	201	CYC	CMA-C3A-C4A	5.33	133.27	125.06
11	C1	202	CYC	CBC-CAC-C3C	-5.33	101.61	113.47
11	L5	201	CYC	CBC-CAC-C3C	-5.33	101.61	113.47
11	R6	202	CYC	CMA-C3A-C4A	5.32	133.26	125.06
11	C6	203	CYC	CMA-C3A-C4A	5.32	133.26	125.06
11	V1	202	CYC	CBC-CAC-C3C	-5.32	101.62	113.47
11	H5	201	CYC	CBC-CAC-C3C	-5.32	101.62	113.47
11	J5	201	CYC	CBC-CAC-C3C	-5.32	101.62	113.47
11	X2	203	CYC	CMA-C3A-C4A	5.32	133.26	125.06
11	F1	201	CYC	CBC-CAC-C3C	-5.32	101.62	113.47
11	V3	201	CYC	CMA-C3A-C4A	5.32	133.25	125.06
11	Q2	201	CYC	CMA-C3A-C4A	5.32	133.25	125.06
11	C5	201	CYC	CHB-C1B-C2B	-5.32	116.41	126.95
11	B1	201	CYC	CBC-CAC-C3C	-5.32	101.63	113.47
11	V5	202	CYC	CBC-CAC-C3C	-5.31	101.64	113.47
11	K5	202	CYC	CHB-C1B-C2B	-5.31	116.42	126.95
11	R1	202	CYC	C1B-NB-C4B	-5.31	103.91	110.67
11	I5	202	CYC	CHB-C1B-C2B	-5.31	116.42	126.95
11	K2	203	CYC	CMA-C3A-C4A	5.31	133.24	125.06
11	K1	202	CYC	CHB-C1B-C2B	-5.31	116.42	126.95
11	X1	202	CYC	CHB-C1B-C2B	-5.31	116.42	126.95
11	q3	1001	CYC	C1B-NB-C4B	-5.31	103.91	110.67
11	G1	202	CYC	C1B-NB-C4B	-5.31	103.91	110.67
11	I1	202	CYC	CHB-C1B-C2B	-5.31	116.43	126.95
11	G1	202	CYC	CHB-C1B-C2B	-5.31	116.43	126.95
11	T5	201	CYC	C1B-NB-C4B	-5.31	103.91	110.67
11	G5	202	CYC	CHB-C1B-C2B	-5.31	116.43	126.95
11	H6	201	CYC	CMA-C3A-C4A	5.31	133.24	125.06
11	K5	202	CYC	C1B-NB-C4B	-5.31	103.91	110.67

Continued on next page...

Continued from previous page...

Mol	Chain	Res	Type	Atoms	Z	Observed(°)	Ideal(°)
11	P1	202	CYC	CHB-C1B-C2B	-5.31	116.44	126.95
11	W2	201	CYC	CMA-C3A-C4A	5.31	133.23	125.06
11	C5	201	CYC	C1B-NB-C4B	-5.31	103.92	110.67
11	X5	202	CYC	C1B-NB-C4B	-5.30	103.92	110.67
11	B5	201	CYC	CBC-CAC-C3C	-5.30	101.66	113.47
11	D2	201	CYC	CMA-C3A-C4A	5.30	133.23	125.06
11	d3	1001	CYC	C1B-NB-C4B	-5.30	103.92	110.67
11	P5	202	CYC	CHB-C1B-C2B	-5.30	116.44	126.95
11	U5	202	CYC	CHB-C1B-C2B	-5.30	116.44	126.95
11	T1	201	CYC	C1B-NB-C4B	-5.30	103.92	110.67
11	M5	202	CYC	C1B-NB-C4B	-5.30	103.92	110.67
11	S2	201	CYC	CMA-C3A-C4A	5.30	133.23	125.06
11	D1	201	CYC	CHB-C1B-C2B	-5.30	116.45	126.95
11	m3	201	CYC	CMA-C3A-C4A	5.30	133.22	125.06
11	D1	201	CYC	C1B-NB-C4B	-5.30	103.92	110.67
11	Z5	202	CYC	C1B-NB-C4B	-5.30	103.92	110.67
11	M1	202	CYC	C1B-NB-C4B	-5.30	103.92	110.67
11	G3	1001	CYC	C1B-NB-C4B	-5.30	103.92	110.67
11	W6	201	CYC	CMA-C3A-C4A	5.30	133.22	125.06
11	X5	202	CYC	CHB-C1B-C2B	-5.30	116.45	126.95
11	J6	201	CYC	CMA-C3A-C4A	5.30	133.22	125.06
11	P1	202	CYC	C1B-NB-C4B	-5.29	103.93	110.67
11	C1	201	CYC	CHB-C1B-C2B	-5.29	116.46	126.95
11	B6	201	CYC	CMA-C3A-C4A	5.29	133.22	125.06
11	B2	201	CYC	CMA-C3A-C4A	5.29	133.22	125.06
11	C1	201	CYC	C1B-NB-C4B	-5.29	103.94	110.67
11	T2	201	CYC	CMA-C3A-C4A	5.29	133.21	125.06
11	Z1	202	CYC	CHB-C1B-C2B	-5.29	116.47	126.95
11	X3	1001	CYC	C1B-NB-C4B	-5.29	103.94	110.67
11	Z3	1001	CYC	C1B-NB-C4B	-5.29	103.94	110.67
11	D5	201	CYC	CHB-C1B-C2B	-5.29	116.47	126.95
11	R1	202	CYC	CHB-C1B-C2B	-5.29	116.47	126.95
11	k3	1001	CYC	C1B-NB-C4B	-5.29	103.94	110.67
11	Z5	202	CYC	CHB-C1B-C2B	-5.29	116.48	126.95
11	R5	202	CYC	CHB-C1B-C2B	-5.28	116.48	126.95
11	u3	1001	CYC	C1B-NB-C4B	-5.28	103.94	110.67
11	P5	202	CYC	C1B-NB-C4B	-5.28	103.94	110.67
11	U1	202	CYC	CHB-C1B-C2B	-5.28	116.48	126.95
11	X1	202	CYC	C1B-NB-C4B	-5.28	103.94	110.67
11	T3	1001	CYC	C1B-NB-C4B	-5.28	103.95	110.67
11	U6	201	CYC	CMA-C3A-C4A	5.28	133.19	125.06
11	I3	1001	CYC	C1B-NB-C4B	-5.28	103.95	110.67

Continued on next page...

Continued from previous page...

Mol	Chain	Res	Type	Atoms	Z	Observed(°)	Ideal(°)
11	Z2	201	CYC	CMA-C3A-C4A	5.28	133.19	125.06
11	M5	202	CYC	CHB-C1B-C2B	-5.28	116.49	126.95
11	K3	1001	CYC	C1B-NB-C4B	-5.28	103.95	110.67
11	I2	203	CYC	CMA-C3A-C4A	5.28	133.19	125.06
11	T1	201	CYC	CHB-C1B-C2B	-5.28	116.50	126.95
11	s3	1001	CYC	C1B-NB-C4B	-5.27	103.95	110.67
11	i3	1001	CYC	C1B-NB-C4B	-5.27	103.95	110.67
11	O6	201	CYC	CMA-C3A-C4A	5.27	133.19	125.06
11	N3	1001	CYC	C1B-NB-C4B	-5.27	103.96	110.67
11	M1	202	CYC	CHB-C1B-C2B	-5.27	116.50	126.95
11	g3	1001	CYC	OB-C4B-C3B	-5.27	122.32	128.04
11	o3	1001	CYC	C1B-NB-C4B	-5.27	103.96	110.67
11	R3	1001	CYC	C1B-NB-C4B	-5.27	103.96	110.67
11	y3	1001	CYC	C1B-NB-C4B	-5.27	103.96	110.67
11	E2	203	CYC	CMA-C3A-C4A	5.27	133.17	125.06
11	H2	201	CYC	CMA-C3A-C4A	5.27	133.17	125.06
11	T5	201	CYC	CHB-C1B-C2B	-5.26	116.52	126.95
11	D5	201	CYC	C1B-NB-C4B	-5.26	103.97	110.67
11	w3	1001	CYC	C1B-NB-C4B	-5.26	103.97	110.67
11	F6	201	CYC	CMA-C3A-C4A	5.26	133.16	125.06
11	B6	201	CYC	CBD-CAD-C3D	-5.26	103.65	112.62
11	P3	1001	CYC	C1B-NB-C4B	-5.25	103.98	110.67
11	O6	201	CYC	CBD-CAD-C3D	-5.25	103.66	112.62
11	B2	201	CYC	CBD-CAD-C3D	-5.25	103.66	112.62
11	b3	1001	CYC	C1B-NB-C4B	-5.25	103.99	110.67
11	J6	201	CYC	CBD-CAD-C3D	-5.24	103.67	112.62
11	Q3	1001	CYC	OB-C4B-C3B	-5.24	122.35	128.04
11	f3	1001	CYC	C1B-NB-C4B	-5.24	104.00	110.67
11	T2	201	CYC	CBD-CAD-C3D	-5.24	103.68	112.62
11	W6	201	CYC	CBD-CAD-C3D	-5.24	103.68	112.62
11	H6	201	CYC	CBD-CAD-C3D	-5.24	103.68	112.62
11	I2	203	CYC	CBD-CAD-C3D	-5.24	103.68	112.62
11	W2	201	CYC	CBD-CAD-C3D	-5.24	103.69	112.62
11	Q6	201	CYC	CBD-CAD-C3D	-5.23	103.69	112.62
11	H2	201	CYC	CBD-CAD-C3D	-5.23	103.69	112.62
11	L6	201	CYC	CBD-CAD-C3D	-5.23	103.69	112.62
11	E2	203	CYC	CBD-CAD-C3D	-5.23	103.70	112.62
11	S2	201	CYC	CBD-CAD-C3D	-5.23	103.70	112.62
11	F6	201	CYC	CBD-CAD-C3D	-5.22	103.70	112.62
11	C6	203	CYC	CBD-CAD-C3D	-5.22	103.71	112.62
11	Q2	201	CYC	CBD-CAD-C3D	-5.22	103.71	112.62
11	U6	201	CYC	CBD-CAD-C3D	-5.22	103.71	112.62

Continued on next page...

Continued from previous page...

Mol	Chain	Res	Type	Atoms	Z	Observed(°)	Ideal(°)
11	D2	201	CYC	CBD-CAD-C3D	-5.22	103.72	112.62
11	Z2	201	CYC	CBD-CAD-C3D	-5.22	103.72	112.62
11	R6	202	CYC	CBD-CAD-C3D	-5.22	103.72	112.62
11	X2	203	CYC	CBD-CAD-C3D	-5.21	103.72	112.62
11	K2	203	CYC	CBD-CAD-C3D	-5.21	103.73	112.62
11	Y6	201	CYC	CBD-CAD-C3D	-5.19	103.76	112.62
11	13	901	CYC	OB-C4B-C3B	-5.17	122.43	128.04
11	03	901	CYC	C1B-NB-C4B	-5.17	104.09	110.67
11	13	901	CYC	C1B-NB-C4B	-5.16	104.10	110.67
11	03	901	CYC	OB-C4B-C3B	-5.14	122.46	128.04
11	P6	201	CYC	CHB-C4A-NA	-5.13	114.20	124.93
11	V4	201	CYC	CHA-C1A-NA	-5.13	121.72	128.83
11	V3	201	CYC	C1B-NB-C4B	-5.13	104.14	110.67
11	A6	301	CYC	O1A-CGA-CBA	5.12	139.54	123.08
11	P2	201	CYC	CHB-C4A-NA	-5.12	114.22	124.93
11	I6	201	CYC	O1A-CGA-CBA	5.12	139.53	123.08
11	C6	201	CYC	O1A-CGA-CBA	5.12	139.53	123.08
11	I5	202	CYC	C2B-C1B-NB	5.12	114.48	106.99
11	G5	202	CYC	C2B-C1B-NB	5.12	114.48	106.99
11	N6	302	CYC	O1A-CGA-CBA	5.12	139.51	123.08
11	A2	301	CYC	CHB-C4A-NA	-5.12	114.23	124.93
11	Z2	202	CYC	CHB-C4A-NA	-5.12	114.23	124.93
11	K2	201	CYC	CHB-C4A-NA	-5.11	114.23	124.93
11	M2	201	CYC	CHB-C4A-NA	-5.11	114.23	124.93
11	I1	202	CYC	C2B-C1B-NB	5.11	114.48	106.99
11	A2	301	CYC	O1A-CGA-CBA	5.11	139.51	123.08
11	K6	201	CYC	CHB-C4A-NA	-5.11	114.23	124.93
11	Z8	201	CYC	CHA-C1A-NA	-5.11	121.73	128.83
11	I2	201	CYC	O1A-CGA-CBA	5.11	139.51	123.08
11	N6	301	CYC	O1A-CGA-CBA	5.11	139.50	123.08
11	A6	301	CYC	CHB-C4A-NA	-5.11	114.24	124.93
11	Z4	201	CYC	CHA-C1A-NA	-5.11	121.74	128.83
11	M6	201	CYC	CHB-C4A-NA	-5.11	114.24	124.93
11	A4	301	CYC	CHA-C1A-NA	-5.11	121.74	128.83
11	Z6	201	CYC	O1A-CGA-CBA	5.11	139.49	123.08
11	N2	302	CYC	CHB-C4A-NA	-5.11	114.25	124.93
11	Z6	201	CYC	CHB-C4A-NA	-5.11	114.25	124.93
11	m3	201	CYC	C1B-NB-C4B	-5.11	104.17	110.67
11	13	901	CYC	C2B-C1B-NB	5.11	114.46	106.99
11	N4	301	CYC	CHA-C1A-NA	-5.11	121.74	128.83
11	K1	202	CYC	C2B-C1B-NB	5.10	114.46	106.99
11	C2	201	CYC	O1A-CGA-CBA	5.10	139.48	123.08

Continued on next page...

Continued from previous page...

Mol	Chain	Res	Type	Atoms	Z	Observed(°)	Ideal(°)
11	E2	201	CYC	O1A-CGA-CBA	5.10	139.48	123.08
11	N2	302	CYC	O1A-CGA-CBA	5.10	139.48	123.08
11	X2	201	CYC	O1A-CGA-CBA	5.10	139.47	123.08
11	M6	201	CYC	O1A-CGA-CBA	5.10	139.47	123.08
11	N2	301	CYC	O1A-CGA-CBA	5.10	139.47	123.08
11	E2	201	CYC	CHB-C4A-NA	-5.10	114.26	124.93
11	X6	201	CYC	O1A-CGA-CBA	5.10	139.47	123.08
11	K2	201	CYC	O1A-CGA-CBA	5.10	139.47	123.08
11	I6	201	CYC	CHB-C4A-NA	-5.10	114.26	124.93
11	T4	201	CYC	CHA-C1A-NA	-5.10	121.75	128.83
11	Z2	202	CYC	O1A-CGA-CBA	5.10	139.46	123.08
11	V2	201	CYC	O1A-CGA-CBA	5.10	139.46	123.08
11	N6	302	CYC	CHB-C4A-NA	-5.10	114.27	124.93
11	X6	201	CYC	CHB-C4A-NA	-5.10	114.27	124.93
11	D1	201	CYC	C2B-C1B-NB	5.10	114.45	106.99
11	M2	201	CYC	O1A-CGA-CBA	5.10	139.46	123.08
11	V8	201	CYC	CHA-C1A-NA	-5.10	121.76	128.83
11	N6	301	CYC	CHB-C4A-NA	-5.10	114.27	124.93
11	V6	201	CYC	O1A-CGA-CBA	5.10	139.46	123.08
11	X2	201	CYC	CHB-C4A-NA	-5.10	114.27	124.93
11	V6	201	CYC	CHB-C4A-NA	-5.10	114.27	124.93
11	O3	901	CYC	C2B-C1B-NB	5.10	114.45	106.99
11	I2	201	CYC	CHB-C4A-NA	-5.09	114.28	124.93
11	K6	201	CYC	O1A-CGA-CBA	5.09	139.45	123.08
11	E6	201	CYC	O1A-CGA-CBA	5.09	139.44	123.08
11	D5	201	CYC	C2B-C1B-NB	5.09	114.44	106.99
11	P2	201	CYC	O1A-CGA-CBA	5.09	139.44	123.08
11	N2	301	CYC	CHB-C4A-NA	-5.09	114.28	124.93
11	C2	201	CYC	CHB-C4A-NA	-5.09	114.28	124.93
11	G1	202	CYC	C2B-C1B-NB	5.09	114.44	106.99
11	U1	202	CYC	C2B-C1B-NB	5.09	114.44	106.99
11	R5	202	CYC	C2B-C1B-NB	5.09	114.44	106.99
11	U5	202	CYC	C2B-C1B-NB	5.09	114.44	106.99
11	P6	201	CYC	O1A-CGA-CBA	5.09	139.43	123.08
11	C5	201	CYC	C2B-C1B-NB	5.09	114.44	106.99
11	E6	201	CYC	CHB-C4A-NA	-5.09	114.29	124.93
11	C6	201	CYC	CHB-C4A-NA	-5.09	114.29	124.93
11	N8	301	CYC	CHA-C1A-NA	-5.09	121.77	128.83
11	A8	301	CYC	CHA-C1A-NA	-5.08	121.77	128.83
11	X5	202	CYC	C2B-C1B-NB	5.08	114.43	106.99
11	V2	201	CYC	CHB-C4A-NA	-5.08	114.30	124.93
11	K5	202	CYC	C2B-C1B-NB	5.08	114.43	106.99

Continued on next page...

Continued from previous page...

Mol	Chain	Res	Type	Atoms	Z	Observed(°)	Ideal(°)
11	T8	201	CYC	CHA-C1A-NA	-5.08	121.78	128.83
11	E4	201	CYC	CHA-C1A-NA	-5.08	121.78	128.83
11	T5	201	CYC	C2B-C1B-NB	5.08	114.42	106.99
11	R1	202	CYC	C2B-C1B-NB	5.07	114.42	106.99
11	P5	202	CYC	C2B-C1B-NB	5.07	114.42	106.99
11	M4	202	CYC	CHA-C1A-NA	-5.07	121.79	128.83
11	Z1	202	CYC	C2B-C1B-NB	5.07	114.42	106.99
11	T1	201	CYC	C2B-C1B-NB	5.07	114.41	106.99
11	M5	202	CYC	C2B-C1B-NB	5.07	114.41	106.99
11	B5	201	CYC	CMA-C3A-C4A	5.07	132.87	125.06
11	E8	201	CYC	CHA-C1A-NA	-5.07	121.80	128.83
11	X8	201	CYC	CHA-C1A-NA	-5.07	121.80	128.83
11	D5	201	CYC	C1B-CHB-C4A	5.07	140.46	128.08
11	X1	202	CYC	C2B-C1B-NB	5.07	114.41	106.99
11	P8	201	CYC	CHA-C1A-NA	-5.07	121.80	128.83
11	C1	201	CYC	C2B-C1B-NB	5.07	114.41	106.99
11	I8	201	CYC	CHA-C1A-NA	-5.07	121.80	128.83
11	K8	201	CYC	CHA-C1A-NA	-5.07	121.80	128.83
11	M8	202	CYC	CHA-C1A-NA	-5.07	121.80	128.83
11	X4	201	CYC	CHA-C1A-NA	-5.06	121.81	128.83
11	P1	202	CYC	C2B-C1B-NB	5.06	114.40	106.99
11	M1	202	CYC	C2B-C1B-NB	5.06	114.40	106.99
11	P4	201	CYC	CHA-C1A-NA	-5.06	121.81	128.83
11	M1	202	CYC	C1B-CHB-C4A	5.06	140.44	128.08
11	J5	201	CYC	CMA-C3A-C4A	5.06	132.85	125.06
11	M5	202	CYC	C1B-CHB-C4A	5.05	140.43	128.08
11	T5	201	CYC	C1B-CHB-C4A	5.05	140.43	128.08
11	B1	201	CYC	CMA-C3A-C4A	5.05	132.85	125.06
11	Q5	201	CYC	CMA-C3A-C4A	5.05	132.85	125.06
11	T1	201	CYC	C1B-CHB-C4A	5.05	140.43	128.08
11	K4	201	CYC	CHA-C1A-NA	-5.05	121.82	128.83
11	G8	202	CYC	CHA-C1A-NA	-5.05	121.82	128.83
11	G5	202	CYC	C1B-CHB-C4A	5.05	140.42	128.08
11	C5	202	CYC	CMA-C3A-C4A	5.05	132.84	125.06
11	C1	201	CYC	C1B-CHB-C4A	5.05	140.41	128.08
11	R1	202	CYC	C1B-CHB-C4A	5.05	140.41	128.08
11	R5	202	CYC	C1B-CHB-C4A	5.05	140.41	128.08
11	S1	201	CYC	CMA-C3A-C4A	5.05	132.84	125.06
11	D1	201	CYC	C1B-CHB-C4A	5.05	140.41	128.08
11	U1	202	CYC	C1B-CHB-C4A	5.05	140.41	128.08
11	H5	201	CYC	CMA-C3A-C4A	5.05	132.83	125.06
11	H1	201	CYC	CMA-C3A-C4A	5.04	132.83	125.06

Continued on next page...

Continued from previous page...

Mol	Chain	Res	Type	Atoms	Z	Observed(°)	Ideal(°)
11	G1	202	CYC	C1B-CHB-C4A	5.04	140.40	128.08
11	I1	202	CYC	C1B-CHB-C4A	5.04	140.40	128.08
11	O5	201	CYC	CMA-C3A-C4A	5.04	132.83	125.06
11	J1	201	CYC	CMA-C3A-C4A	5.04	132.83	125.06
11	Z5	202	CYC	C2B-C1B-NB	5.04	114.36	106.99
11	I5	202	CYC	C1B-CHB-C4A	5.04	140.39	128.08
11	C1	202	CYC	CMA-C3A-C4A	5.04	132.82	125.06
11	I4	201	CYC	CHA-C1A-NA	-5.04	121.84	128.83
11	K5	202	CYC	C1B-CHB-C4A	5.03	140.38	128.08
11	Q1	201	CYC	CMA-C3A-C4A	5.03	132.82	125.06
11	S5	201	CYC	CMA-C3A-C4A	5.03	132.82	125.06
11	Z1	202	CYC	C1B-CHB-C4A	5.03	140.38	128.08
11	P5	202	CYC	C1B-CHB-C4A	5.03	140.38	128.08
11	L5	201	CYC	CMA-C3A-C4A	5.03	132.81	125.06
11	K7	1001	CYC	CAC-C3C-C4C	-5.03	99.75	112.67
11	C5	201	CYC	C1B-CHB-C4A	5.03	140.37	128.08
11	X5	202	CYC	C1B-CHB-C4A	5.03	140.37	128.08
11	F1	201	CYC	CMA-C3A-C4A	5.03	132.81	125.06
11	L1	201	CYC	CMA-C3A-C4A	5.03	132.81	125.06
11	G4	202	CYC	CHA-C1A-NA	-5.03	121.85	128.83
11	U5	202	CYC	C1B-CHB-C4A	5.03	140.37	128.08
11	Z5	202	CYC	C1B-CHB-C4A	5.03	140.36	128.08
11	X1	202	CYC	C1B-CHB-C4A	5.03	140.36	128.08
11	O1	201	CYC	CMA-C3A-C4A	5.02	132.80	125.06
11	K1	202	CYC	C1B-CHB-C4A	5.02	140.36	128.08
11	V1	202	CYC	CMA-C3A-C4A	5.02	132.80	125.06
11	B7	1001	CYC	CAC-C3C-C4C	-5.02	99.78	112.67
11	X5	203	CYC	CMA-C3A-C4A	5.02	132.80	125.06
11	I7	1001	CYC	CAC-C3C-C4C	-5.02	99.78	112.67
11	V5	202	CYC	CMA-C3A-C4A	5.02	132.79	125.06
11	P1	202	CYC	C1B-CHB-C4A	5.02	140.33	128.08
11	P7	1001	CYC	CAC-C3C-C4C	-5.01	99.80	112.67
11	F5	201	CYC	CMA-C3A-C4A	5.01	132.78	125.06
11	X1	203	CYC	CMA-C3A-C4A	5.01	132.78	125.06
11	D7	1001	CYC	CAC-C3C-C4C	-5.01	99.81	112.67
11	a7	1001	CYC	CAC-C3C-C4C	-5.01	99.81	112.67
11	M7	1001	CYC	CAC-C3C-C4C	-5.01	99.81	112.67
11	Y7	1001	CYC	CAC-C3C-C4C	-5.01	99.82	112.67
11	T7	1001	CYC	CAC-C3C-C4C	-5.00	99.83	112.67
11	W7	1001	CYC	CAC-C3C-C4C	-5.00	99.83	112.67
11	V3	201	CYC	C2B-C1B-NB	5.00	114.31	106.99
11	U1	201	CYC	CMA-C3A-C4A	5.00	132.77	125.06

Continued on next page...

Continued from previous page...

Mol	Chain	Res	Type	Atoms	Z	Observed(°)	Ideal(°)
11	F7	1001	CYC	CAC-C3C-C4C	-5.00	99.83	112.67
11	U5	201	CYC	CMA-C3A-C4A	5.00	132.76	125.06
11	R7	1001	CYC	CAC-C3C-C4C	-5.00	99.84	112.67
11	P1	202	CYC	CHA-C1A-C2A	-5.00	113.78	125.32
11	G5	202	CYC	CHA-C1A-C2A	-4.99	113.79	125.32
11	X5	202	CYC	CHA-C1A-C2A	-4.99	113.79	125.32
11	P5	202	CYC	CHA-C1A-C2A	-4.99	113.80	125.32
11	G1	202	CYC	CHA-C1A-C2A	-4.98	113.80	125.32
11	Z5	202	CYC	CHA-C1A-C2A	-4.98	113.81	125.32
11	U5	202	CYC	CHA-C1A-C2A	-4.98	113.81	125.32
11	T5	201	CYC	CHA-C1A-C2A	-4.98	113.81	125.32
11	R5	202	CYC	CHA-C1A-C2A	-4.98	113.82	125.32
11	I5	202	CYC	CHA-C1A-C2A	-4.98	113.82	125.32
11	X1	202	CYC	CHA-C1A-C2A	-4.98	113.83	125.32
11	M1	202	CYC	CHA-C1A-C2A	-4.97	113.83	125.32
11	Z1	202	CYC	CHA-C1A-C2A	-4.97	113.83	125.32
11	R1	202	CYC	CHA-C1A-C2A	-4.97	113.83	125.32
11	I1	202	CYC	CHA-C1A-C2A	-4.97	113.84	125.32
11	U1	202	CYC	CHA-C1A-C2A	-4.97	113.84	125.32
11	T1	201	CYC	CHA-C1A-C2A	-4.97	113.84	125.32
11	M5	202	CYC	CHA-C1A-C2A	-4.97	113.85	125.32
11	D1	201	CYC	CHA-C1A-C2A	-4.96	113.86	125.32
11	C1	201	CYC	CHA-C1A-C2A	-4.96	113.86	125.32
11	D5	201	CYC	CHA-C1A-C2A	-4.96	113.86	125.32
11	m3	201	CYC	C2B-C1B-NB	4.96	114.25	106.99
11	K1	202	CYC	CHA-C1A-C2A	-4.96	113.87	125.32
11	K5	202	CYC	CHA-C1A-C2A	-4.96	113.87	125.32
11	C5	201	CYC	CHA-C1A-C2A	-4.95	113.88	125.32
11	I5	202	CYC	CAB-C3B-C4B	4.94	129.19	121.38
11	M5	202	CYC	CAB-C3B-C4B	4.94	129.19	121.38
11	G3	1001	CYC	C2B-C1B-NB	4.93	114.21	106.99
11	R5	202	CYC	CAB-C3B-C4B	4.93	129.16	121.38
11	q3	1001	CYC	C2B-C1B-NB	4.93	114.20	106.99
11	K1	202	CYC	CAB-C3B-C4B	4.93	129.16	121.38
11	Z3	1001	CYC	C2B-C1B-NB	4.92	114.19	106.99
11	M1	202	CYC	CAB-C3B-C4B	4.92	129.15	121.38
11	X5	202	CYC	CAB-C3B-C4B	4.92	129.15	121.38
11	I1	202	CYC	CAB-C3B-C4B	4.92	129.15	121.38
11	R1	202	CYC	CAB-C3B-C4B	4.92	129.15	121.38
11	K5	202	CYC	CAB-C3B-C4B	4.92	129.15	121.38
11	C5	201	CYC	CAB-C3B-C4B	4.92	129.15	121.38
11	I3	1001	CYC	C2B-C1B-NB	4.92	114.19	106.99

Continued on next page...

Continued from previous page...

Mol	Chain	Res	Type	Atoms	Z	Observed(°)	Ideal(°)
11	w3	1001	CYC	C2B-C1B-NB	4.92	114.19	106.99
11	T5	201	CYC	CAB-C3B-C4B	4.92	129.14	121.38
11	X1	202	CYC	CAB-C3B-C4B	4.91	129.14	121.38
11	X3	1001	CYC	C2B-C1B-NB	4.91	114.18	106.99
11	T3	1001	CYC	C2B-C1B-NB	4.91	114.18	106.99
11	J6	201	CYC	O2D-CGD-CBD	4.91	129.81	114.03
11	k3	1001	CYC	C2B-C1B-NB	4.91	114.18	106.99
11	u3	1001	CYC	C2B-C1B-NB	4.91	114.18	106.99
11	T1	201	CYC	CAB-C3B-C4B	4.91	129.13	121.38
11	U5	202	CYC	CAB-C3B-C4B	4.91	129.13	121.38
11	P1	202	CYC	CAB-C3B-C4B	4.91	129.13	121.38
11	U6	201	CYC	O2D-CGD-CBD	4.91	129.80	114.03
11	g3	1001	CYC	CAB-C3B-C4B	4.91	129.13	121.38
11	d3	1001	CYC	C2B-C1B-NB	4.91	114.17	106.99
11	U1	202	CYC	CAB-C3B-C4B	4.91	129.13	121.38
11	I2	203	CYC	O2D-CGD-CBD	4.91	129.79	114.03
11	Q2	201	CYC	O2D-CGD-CBD	4.90	129.79	114.03
11	W6	201	CYC	O2D-CGD-CBD	4.90	129.78	114.03
11	G5	202	CYC	CAB-C3B-C4B	4.90	129.12	121.38
11	N3	1001	CYC	C2B-C1B-NB	4.90	114.16	106.99
11	f3	1001	CYC	C2B-C1B-NB	4.90	114.16	106.99
11	C1	201	CYC	CAB-C3B-C4B	4.90	129.12	121.38
11	Z2	201	CYC	O2D-CGD-CBD	4.90	129.77	114.03
11	K2	203	CYC	O2D-CGD-CBD	4.90	129.76	114.03
11	K3	1001	CYC	C2B-C1B-NB	4.90	114.16	106.99
11	o3	1001	CYC	C2B-C1B-NB	4.90	114.16	106.99
11	W2	201	CYC	O2D-CGD-CBD	4.90	129.76	114.03
11	X2	203	CYC	O2D-CGD-CBD	4.89	129.76	114.03
11	D5	201	CYC	CAB-C3B-C4B	4.89	129.11	121.38
11	Z1	202	CYC	CAB-C3B-C4B	4.89	129.11	121.38
11	P3	1001	CYC	C2B-C1B-NB	4.89	114.15	106.99
11	R3	1001	CYC	C2B-C1B-NB	4.89	114.15	106.99
11	Q6	201	CYC	O2D-CGD-CBD	4.89	129.75	114.03
11	Y6	201	CYC	O2D-CGD-CBD	4.89	129.74	114.03
11	s3	1001	CYC	C2B-C1B-NB	4.89	114.14	106.99
11	T2	201	CYC	O2D-CGD-CBD	4.89	129.73	114.03
11	Q3	1001	CYC	CAB-C3B-C4B	4.89	129.10	121.38
11	y3	1001	CYC	C2B-C1B-NB	4.89	114.14	106.99
11	i3	1001	CYC	C2B-C1B-NB	4.88	114.14	106.99
11	H2	201	CYC	O2D-CGD-CBD	4.88	129.72	114.03
11	O6	201	CYC	O2D-CGD-CBD	4.88	129.72	114.03
11	E2	203	CYC	O2D-CGD-CBD	4.88	129.71	114.03

Continued on next page...

Continued from previous page...

Mol	Chain	Res	Type	Atoms	Z	Observed(°)	Ideal(°)
11	D1	201	CYC	CAB-C3B-C4B	4.88	129.09	121.38
11	B2	201	CYC	O2D-CGD-CBD	4.88	129.71	114.03
11	Z5	202	CYC	CAB-C3B-C4B	4.88	129.08	121.38
11	b3	1001	CYC	C2B-C1B-NB	4.88	114.13	106.99
11	L6	201	CYC	O2D-CGD-CBD	4.88	129.70	114.03
11	G1	202	CYC	CAB-C3B-C4B	4.88	129.08	121.38
11	H6	201	CYC	O2D-CGD-CBD	4.88	129.70	114.03
11	D2	201	CYC	O2D-CGD-CBD	4.87	129.69	114.03
11	P5	202	CYC	CAB-C3B-C4B	4.87	129.08	121.38
11	S2	201	CYC	O2D-CGD-CBD	4.87	129.69	114.03
11	F6	201	CYC	O2D-CGD-CBD	4.87	129.68	114.03
11	C6	203	CYC	O2D-CGD-CBD	4.87	129.68	114.03
11	R6	202	CYC	O2D-CGD-CBD	4.86	129.66	114.03
11	B6	201	CYC	O2D-CGD-CBD	4.86	129.66	114.03
11	E4	203	CYC	CHA-C1A-NA	-4.86	122.08	128.83
11	Z3	1001	CYC	CAB-C3B-C4B	4.86	129.05	121.38
11	u3	1001	CYC	CAB-C3B-C4B	4.85	129.04	121.38
11	L4	201	CYC	CHA-C1A-NA	-4.85	122.10	128.83
11	w3	1001	CYC	CAB-C3B-C4B	4.85	129.03	121.38
11	k3	1001	CYC	CAB-C3B-C4B	4.85	129.03	121.38
11	s3	1001	CYC	CAB-C3B-C4B	4.84	129.03	121.38
11	T4	201	CYC	CBC-CAC-C3C	-4.84	102.69	113.47
11	U4	201	CYC	CHA-C1A-NA	-4.84	122.11	128.83
11	I3	1001	CYC	CAB-C3B-C4B	4.84	129.02	121.38
11	d3	1001	CYC	CAB-C3B-C4B	4.84	129.02	121.38
11	E8	203	CYC	CHA-C1A-NA	-4.84	122.11	128.83
11	R3	1001	CYC	CAB-C3B-C4B	4.84	129.02	121.38
11	G3	1001	CYC	CAB-C3B-C4B	4.84	129.02	121.38
11	N4	301	CYC	CBC-CAC-C3C	-4.84	102.70	113.47
11	X3	1001	CYC	CAB-C3B-C4B	4.83	129.01	121.38
11	A4	301	CYC	CHD-C4C-NC	4.83	130.95	125.20
11	A8	301	CYC	CBC-CAC-C3C	-4.83	102.71	113.47
11	T3	1001	CYC	CAB-C3B-C4B	4.83	129.01	121.38
11	Z6	201	CYC	CBC-CAC-C3C	-4.83	102.71	113.47
11	f3	1001	CYC	CAB-C3B-C4B	4.83	129.01	121.38
11	M4	202	CYC	CBC-CAC-C3C	-4.83	102.71	113.47
11	L8	201	CYC	CHA-C1A-NA	-4.83	122.13	128.83
11	T8	201	CYC	CBC-CAC-C3C	-4.83	102.72	113.47
11	P3	1001	CYC	CAB-C3B-C4B	4.83	129.00	121.38
11	i3	1001	CYC	CAB-C3B-C4B	4.83	129.00	121.38
11	A4	301	CYC	CBC-CAC-C3C	-4.83	102.72	113.47
11	G8	202	CYC	CBC-CAC-C3C	-4.83	102.72	113.47

Continued on next page...

Continued from previous page...

Mol	Chain	Res	Type	Atoms	Z	Observed(°)	Ideal(°)
11	b3	1001	CYC	CAB-C3B-C4B	4.82	129.00	121.38
11	L8	201	CYC	CBD-CAD-C3D	4.82	120.85	112.62
11	q3	1001	CYC	CAB-C3B-C4B	4.82	129.00	121.38
11	G4	202	CYC	CBC-CAC-C3C	-4.82	102.73	113.47
11	Z4	201	CYC	CBC-CAC-C3C	-4.82	102.73	113.47
11	o3	1001	CYC	CAB-C3B-C4B	4.82	129.00	121.38
11	I4	201	CYC	CBC-CAC-C3C	-4.82	102.73	113.47
11	K6	201	CYC	CBC-CAC-C3C	-4.82	102.73	113.47
11	N3	1001	CYC	CAB-C3B-C4B	4.82	129.00	121.38
11	Z2	202	CYC	CBC-CAC-C3C	-4.82	102.73	113.47
11	M8	202	CYC	CBC-CAC-C3C	-4.82	102.73	113.47
11	Z8	201	CYC	CBC-CAC-C3C	-4.82	102.73	113.47
11	V2	201	CYC	CBC-CAC-C3C	-4.82	102.73	113.47
11	P4	201	CYC	CBC-CAC-C3C	-4.82	102.73	113.47
11	N8	301	CYC	CBC-CAC-C3C	-4.82	102.73	113.47
11	y3	1001	CYC	CAB-C3B-C4B	4.82	128.99	121.38
11	A2	301	CYC	CBC-CAC-C3C	-4.82	102.74	113.47
11	C2	201	CYC	CBC-CAC-C3C	-4.82	102.74	113.47
11	Y8	201	CYC	CHA-C1A-NA	-4.82	122.15	128.83
11	K3	1001	CYC	CAB-C3B-C4B	4.82	128.99	121.38
11	N2	301	CYC	CBC-CAC-C3C	-4.82	102.75	113.47
11	X4	201	CYC	CBC-CAC-C3C	-4.81	102.75	113.47
11	I6	201	CYC	CBC-CAC-C3C	-4.81	102.75	113.47
11	X8	201	CYC	CBC-CAC-C3C	-4.81	102.75	113.47
11	E4	201	CYC	CBC-CAC-C3C	-4.81	102.75	113.47
11	P4	203	CYC	CHA-C1A-NA	-4.81	122.15	128.83
11	L4	201	CYC	CBD-CAD-C3D	4.81	120.83	112.62
11	S8	201	CYC	CHA-C1A-NA	-4.81	122.15	128.83
11	W8	201	CYC	CHA-C1A-NA	-4.81	122.15	128.83
11	M6	201	CYC	CBC-CAC-C3C	-4.81	102.76	113.47
11	N6	301	CYC	CBC-CAC-C3C	-4.81	102.76	113.47
11	P6	201	CYC	CBC-CAC-C3C	-4.81	102.76	113.47
11	P8	201	CYC	CBC-CAC-C3C	-4.81	102.76	113.47
11	G4	201	CYC	CHA-C1A-NA	-4.81	122.16	128.83
11	E2	201	CYC	CBC-CAC-C3C	-4.81	102.76	113.47
11	M2	201	CYC	CBC-CAC-C3C	-4.81	102.76	113.47
11	C6	201	CYC	CBC-CAC-C3C	-4.81	102.76	113.47
11	I8	201	CYC	CBC-CAC-C3C	-4.81	102.76	113.47
11	K8	201	CYC	CBC-CAC-C3C	-4.81	102.76	113.47
11	E8	201	CYC	CBC-CAC-C3C	-4.81	102.76	113.47
11	Y4	201	CYC	CHA-C1A-NA	-4.81	122.16	128.83
11	U8	201	CYC	CHA-C1A-NA	-4.81	122.16	128.83

Continued on next page...

Continued from previous page...

Mol	Chain	Res	Type	Atoms	Z	Observed(°)	Ideal(°)
11	N6	302	CYC	CBC-CAC-C3C	-4.81	102.77	113.47
11	I8	203	CYC	CHA-C1A-NA	-4.81	122.16	128.83
11	V6	201	CYC	CBC-CAC-C3C	-4.80	102.77	113.47
11	K4	201	CYC	CBC-CAC-C3C	-4.80	102.77	113.47
11	I4	203	CYC	CHA-C1A-NA	-4.80	122.16	128.83
11	E6	201	CYC	CBC-CAC-C3C	-4.80	102.77	113.47
11	V8	201	CYC	CHD-C4C-NC	4.80	130.92	125.20
11	P2	201	CYC	CBC-CAC-C3C	-4.80	102.77	113.47
11	V8	201	CYC	CBC-CAC-C3C	-4.80	102.77	113.47
11	I2	201	CYC	CBC-CAC-C3C	-4.80	102.78	113.47
11	K2	201	CYC	CBC-CAC-C3C	-4.80	102.78	113.47
11	D8	201	CYC	CBD-CAD-C3D	4.80	120.81	112.62
11	G8	201	CYC	CHA-C1A-NA	-4.80	122.17	128.83
11	A8	301	CYC	CHD-C4C-NC	4.80	130.91	125.20
11	G8	201	CYC	CBD-CAD-C3D	4.80	120.81	112.62
11	P8	201	CYC	CHD-C4C-NC	4.80	130.91	125.20
11	A6	301	CYC	CBC-CAC-C3C	-4.80	102.78	113.47
11	E4	201	CYC	CHD-C4C-NC	4.80	130.91	125.20
11	N2	302	CYC	CBC-CAC-C3C	-4.80	102.79	113.47
11	E4	203	CYC	CBD-CAD-C3D	4.80	120.80	112.62
11	S4	201	CYC	CBD-CAD-C3D	4.80	120.80	112.62
11	W8	201	CYC	CBD-CAD-C3D	4.80	120.80	112.62
11	G4	201	CYC	CBD-CAD-C3D	4.79	120.80	112.62
11	S8	201	CYC	CBD-CAD-C3D	4.79	120.80	112.62
11	D4	201	CYC	CBD-CAD-C3D	4.79	120.80	112.62
11	W4	201	CYC	CBD-CAD-C3D	4.79	120.80	112.62
11	T4	201	CYC	CHD-C4C-NC	4.79	130.90	125.20
11	K4	201	CYC	C2B-C1B-NB	4.79	114.00	106.99
11	X2	201	CYC	CBC-CAC-C3C	-4.79	102.80	113.47
11	V4	201	CYC	CHD-C4C-NC	4.79	130.90	125.20
11	X6	201	CYC	CBC-CAC-C3C	-4.79	102.80	113.47
11	P8	203	CYC	CHA-C1A-NA	-4.79	122.19	128.83
11	O4	201	CYC	CBD-CAD-C3D	4.78	120.78	112.62
11	V4	201	CYC	CBC-CAC-C3C	-4.78	102.82	113.47
11	U8	201	CYC	CBD-CAD-C3D	4.78	120.78	112.62
11	G8	202	CYC	CHD-C4C-NC	4.78	130.89	125.20
11	M4	201	CYC	CHA-C1A-NA	-4.78	122.19	128.83
11	K4	201	CYC	CHD-C4C-NC	4.78	130.89	125.20
11	W4	201	CYC	CHA-C1A-NA	-4.78	122.20	128.83
11	S4	201	CYC	CHA-C1A-NA	-4.78	122.20	128.83
11	M4	201	CYC	CBD-CAD-C3D	4.78	120.78	112.62
11	O8	201	CYC	CBD-CAD-C3D	4.78	120.78	112.62

Continued on next page...

Continued from previous page...

Mol	Chain	Res	Type	Atoms	Z	Observed(°)	Ideal(°)
11	Y8	201	CYC	CBD-CAD-C3D	4.78	120.78	112.62
11	M8	201	CYC	CBD-CAD-C3D	4.78	120.77	112.62
11	T8	201	CYC	CHD-C4C-NC	4.78	130.89	125.20
11	E8	203	CYC	CBD-CAD-C3D	4.78	120.77	112.62
11	E8	201	CYC	CHD-C4C-NC	4.78	130.88	125.20
11	I8	203	CYC	CBD-CAD-C3D	4.78	120.77	112.62
11	D8	201	CYC	CHA-C1A-NA	-4.78	122.20	128.83
11	M4	202	CYC	C2B-C1B-NB	4.77	113.98	106.99
11	T8	201	CYC	C2B-C1B-NB	4.77	113.98	106.99
11	Z4	201	CYC	CHD-C4C-NC	4.77	130.88	125.20
11	I4	203	CYC	CBD-CAD-C3D	4.77	120.77	112.62
11	A4	301	CYC	C2B-C1B-NB	4.77	113.98	106.99
11	G4	202	CYC	CHD-C4C-NC	4.77	130.88	125.20
11	P8	203	CYC	CBD-CAD-C3D	4.77	120.77	112.62
11	G4	202	CYC	C2B-C1B-NB	4.77	113.98	106.99
11	V8	201	CYC	C2B-C1B-NB	4.77	113.98	106.99
11	O4	201	CYC	CHA-C1A-NA	-4.77	122.21	128.83
11	P4	203	CYC	CBD-CAD-C3D	4.77	120.76	112.62
11	A8	301	CYC	C2B-C1B-NB	4.77	113.97	106.99
11	E8	201	CYC	C2B-C1B-NB	4.77	113.97	106.99
11	U4	201	CYC	CBD-CAD-C3D	4.77	120.76	112.62
11	N8	301	CYC	C2B-C1B-NB	4.77	113.97	106.99
11	N4	301	CYC	CHD-C4C-NC	4.77	130.87	125.20
11	X4	201	CYC	C2B-C1B-NB	4.76	113.96	106.99
11	P8	201	CYC	C2B-C1B-NB	4.76	113.96	106.99
11	Y4	201	CYC	CBD-CAD-C3D	4.76	120.75	112.62
11	G8	202	CYC	C2B-C1B-NB	4.76	113.96	106.99
11	O8	201	CYC	CHA-C1A-NA	-4.76	122.22	128.83
11	T5	201	CYC	C1A-NA-C4A	-4.76	97.54	106.51
11	N4	301	CYC	C2B-C1B-NB	4.76	113.96	106.99
11	T4	201	CYC	C2B-C1B-NB	4.76	113.96	106.99
11	Z4	201	CYC	C2B-C1B-NB	4.76	113.95	106.99
11	K8	201	CYC	C2B-C1B-NB	4.76	113.95	106.99
11	R5	202	CYC	C1A-NA-C4A	-4.76	97.55	106.51
11	M8	202	CYC	C2B-C1B-NB	4.76	113.95	106.99
11	N8	301	CYC	CHD-C4C-NC	4.76	130.86	125.20
11	M5	202	CYC	C1A-NA-C4A	-4.76	97.55	106.51
11	Z8	201	CYC	CHD-C4C-NC	4.75	130.86	125.20
11	K8	201	CYC	CHD-C4C-NC	4.75	130.86	125.20
11	P5	202	CYC	C1A-NA-C4A	-4.75	97.56	106.51
11	M4	202	CYC	CHD-C4C-NC	4.75	130.85	125.20
11	G1	202	CYC	C1A-NA-C4A	-4.75	97.56	106.51

Continued on next page...

Continued from previous page...

Mol	Chain	Res	Type	Atoms	Z	Observed(°)	Ideal(°)
11	V4	201	CYC	C2B-C1B-NB	4.75	113.94	106.99
11	I8	201	CYC	C2B-C1B-NB	4.75	113.94	106.99
11	K1	202	CYC	C1A-NA-C4A	-4.75	97.56	106.51
11	T1	201	CYC	C1A-NA-C4A	-4.75	97.56	106.51
11	C1	201	CYC	C1A-NA-C4A	-4.75	97.57	106.51
11	X1	202	CYC	C1A-NA-C4A	-4.75	97.57	106.51
11	I5	202	CYC	C1A-NA-C4A	-4.75	97.57	106.51
11	M1	202	CYC	C1A-NA-C4A	-4.75	97.57	106.51
11	M8	201	CYC	CHA-C1A-NA	-4.75	122.25	128.83
11	E4	201	CYC	C2B-C1B-NB	4.74	113.93	106.99
11	D4	201	CYC	CHA-C1A-NA	-4.74	122.25	128.83
11	K5	202	CYC	C1A-NA-C4A	-4.74	97.57	106.51
11	X8	201	CYC	C2B-C1B-NB	4.74	113.93	106.99
11	R1	202	CYC	C1A-NA-C4A	-4.74	97.57	106.51
11	P4	201	CYC	CHD-C4C-NC	4.74	130.84	125.20
11	P1	202	CYC	C1A-NA-C4A	-4.74	97.58	106.51
11	G5	202	CYC	C1A-NA-C4A	-4.74	97.58	106.51
11	P4	201	CYC	C2B-C1B-NB	4.74	113.93	106.99
11	Z5	202	CYC	C1A-NA-C4A	-4.74	97.58	106.51
11	I4	201	CYC	CHD-C4C-NC	4.74	130.84	125.20
11	M8	202	CYC	CHD-C4C-NC	4.74	130.84	125.20
11	U5	202	CYC	C1A-NA-C4A	-4.74	97.58	106.51
11	I8	201	CYC	CHD-C4C-NC	4.74	130.84	125.20
11	I4	201	CYC	C2B-C1B-NB	4.73	113.92	106.99
11	C5	201	CYC	C1A-NA-C4A	-4.73	97.59	106.51
11	U1	202	CYC	C1A-NA-C4A	-4.73	97.59	106.51
11	X5	202	CYC	C1A-NA-C4A	-4.73	97.60	106.51
11	I1	202	CYC	C1A-NA-C4A	-4.73	97.60	106.51
11	Z8	201	CYC	C2B-C1B-NB	4.73	113.91	106.99
11	Z1	202	CYC	C1A-NA-C4A	-4.73	97.61	106.51
11	X8	201	CYC	CHD-C4C-NC	4.72	130.82	125.20
11	D1	201	CYC	C1A-NA-C4A	-4.72	97.62	106.51
11	S5	201	CYC	OB-C4B-C3B	-4.71	122.92	128.04
11	D5	201	CYC	C1A-NA-C4A	-4.71	97.64	106.51
11	F5	201	CYC	CAC-C3C-C2C	-4.70	102.50	114.26
11	X5	203	CYC	CAC-C3C-C2C	-4.70	102.51	114.26
11	X1	203	CYC	CAC-C3C-C2C	-4.70	102.51	114.26
11	U1	201	CYC	CAC-C3C-C2C	-4.70	102.51	114.26
11	F1	201	CYC	CAC-C3C-C2C	-4.70	102.52	114.26
11	H5	201	CYC	CAC-C3C-C2C	-4.69	102.53	114.26
11	S1	201	CYC	CAC-C3C-C2C	-4.69	102.53	114.26
11	S5	201	CYC	CAC-C3C-C2C	-4.69	102.53	114.26

Continued on next page...

Continued from previous page...

Mol	Chain	Res	Type	Atoms	Z	Observed(°)	Ideal(°)
11	J1	201	CYC	CAC-C3C-C2C	-4.69	102.53	114.26
11	L1	201	CYC	CAC-C3C-C2C	-4.69	102.54	114.26
11	U5	201	CYC	CAC-C3C-C2C	-4.69	102.54	114.26
11	C5	202	CYC	CAC-C3C-C2C	-4.69	102.55	114.26
11	H1	201	CYC	CAC-C3C-C2C	-4.69	102.55	114.26
11	V7	1001	CYC	CAB-C3B-C4B	4.69	128.78	121.38
11	C6	203	CYC	CHB-C4A-NA	-4.69	115.13	124.93
11	J5	201	CYC	CAC-C3C-C2C	-4.68	102.56	114.26
11	C1	202	CYC	CAC-C3C-C2C	-4.68	102.56	114.26
11	V1	202	CYC	CAC-C3C-C2C	-4.68	102.56	114.26
11	C7	1001	CYC	CAB-C3B-C4B	4.68	128.77	121.38
11	Q1	201	CYC	CAC-C3C-C2C	-4.68	102.57	114.26
11	L5	201	CYC	CAC-C3C-C2C	-4.68	102.58	114.26
11	Q5	201	CYC	CAC-C3C-C2C	-4.68	102.58	114.26
11	E7	1001	CYC	CAB-C3B-C4B	4.68	128.76	121.38
11	Q7	1001	CYC	CAB-C3B-C4B	4.68	128.76	121.38
11	O7	1001	CYC	CAB-C3B-C4B	4.68	128.76	121.38
11	B1	201	CYC	CAC-C3C-C2C	-4.67	102.59	114.26
11	O1	201	CYC	CAC-C3C-C2C	-4.67	102.59	114.26
11	B6	201	CYC	CHB-C4A-NA	-4.67	115.16	124.93
11	B5	201	CYC	CAC-C3C-C2C	-4.67	102.60	114.26
11	B2	201	CYC	CHB-C4A-NA	-4.67	115.17	124.93
11	I2	203	CYC	CHB-C4A-NA	-4.67	115.17	124.93
11	J6	201	CYC	CHB-C4A-NA	-4.66	115.17	124.93
11	Z7	1001	CYC	CAB-C3B-C4B	4.66	128.75	121.38
11	X7	1001	CYC	CAB-C3B-C4B	4.66	128.74	121.38
11	D2	201	CYC	CHB-C4A-NA	-4.66	115.18	124.93
11	X4	201	CYC	CHD-C4C-NC	4.66	130.75	125.20
11	V5	202	CYC	CAC-C3C-C2C	-4.66	102.61	114.26
11	W2	201	CYC	CHB-C4A-NA	-4.66	115.18	124.93
11	L7	1001	CYC	CAB-C3B-C4B	4.66	128.74	121.38
11	Y4	201	CYC	C2B-C1B-NB	4.66	113.81	106.99
11	E2	203	CYC	CHB-C4A-NA	-4.66	115.19	124.93
11	O5	201	CYC	CAC-C3C-C2C	-4.66	102.62	114.26
11	F6	201	CYC	CHB-C4A-NA	-4.66	115.19	124.93
11	C5	202	CYC	OB-C4B-C3B	-4.66	122.99	128.04
11	U6	201	CYC	CHB-C4A-NA	-4.66	115.19	124.93
11	H5	201	CYC	OB-C4B-C3B	-4.65	122.99	128.04
11	B5	201	CYC	OB-C4B-C3B	-4.65	122.99	128.04
11	S1	201	CYC	OB-C4B-C3B	-4.65	122.99	128.04
11	Q6	201	CYC	CHB-C4A-NA	-4.65	115.21	124.93
11	U8	201	CYC	C2B-C1B-NB	4.65	113.79	106.99

Continued on next page...

Continued from previous page...

Mol	Chain	Res	Type	Atoms	Z	Observed(°)	Ideal(°)
11	S2	201	CYC	CHB-C4A-NA	-4.65	115.21	124.93
11	T2	201	CYC	CHB-C4A-NA	-4.65	115.21	124.93
11	R6	202	CYC	CHB-C4A-NA	-4.65	115.22	124.93
11	J7	1001	CYC	CAB-C3B-C4B	4.65	128.72	121.38
11	A7	1001	CYC	CAB-C3B-C4B	4.64	128.72	121.38
11	H1	201	CYC	OB-C4B-C3B	-4.64	123.00	128.04
11	Z2	201	CYC	CHB-C4A-NA	-4.64	115.22	124.93
11	H7	1001	CYC	CAB-C3B-C4B	4.64	128.71	121.38
11	Q2	201	CYC	CHB-C4A-NA	-4.64	115.22	124.93
11	K2	203	CYC	CHB-C4A-NA	-4.64	115.22	124.93
11	W6	201	CYC	CHB-C4A-NA	-4.64	115.22	124.93
11	Q5	201	CYC	OB-C4B-C3B	-4.64	123.00	128.04
11	O6	201	CYC	CHB-C4A-NA	-4.64	115.22	124.93
11	U4	201	CYC	C2B-C1B-NB	4.64	113.78	106.99
11	S7	1001	CYC	CAB-C3B-C4B	4.64	128.71	121.38
11	X2	203	CYC	CHB-C4A-NA	-4.64	115.23	124.93
11	H2	201	CYC	CHB-C4A-NA	-4.63	115.24	124.93
11	Y6	201	CYC	CHB-C4A-NA	-4.63	115.24	124.93
11	C1	202	CYC	OB-C4B-C3B	-4.63	123.02	128.04
11	Z8	201	CYC	C4D-CHA-C1A	4.63	134.34	128.81
11	O1	201	CYC	OB-C4B-C3B	-4.63	123.02	128.04
11	L6	201	CYC	CHB-C4A-NA	-4.63	115.25	124.93
11	A4	301	CYC	C4D-CHA-C1A	4.63	134.34	128.81
11	N4	301	CYC	C4D-CHA-C1A	4.63	134.34	128.81
11	S4	201	CYC	C2B-C1B-NB	4.62	113.76	106.99
11	S8	201	CYC	C2B-C1B-NB	4.62	113.76	106.99
11	H6	201	CYC	CHB-C4A-NA	-4.62	115.26	124.93
11	M8	201	CYC	C2B-C1B-NB	4.62	113.75	106.99
11	Z4	201	CYC	C4D-CHA-C1A	4.62	134.33	128.81
11	X1	203	CYC	OB-C4B-C3B	-4.62	123.03	128.04
11	B1	201	CYC	OB-C4B-C3B	-4.62	123.03	128.04
11	O5	201	CYC	OB-C4B-C3B	-4.62	123.03	128.04
11	F5	201	CYC	OB-C4B-C3B	-4.62	123.03	128.04
11	V4	201	CYC	C4D-CHA-C1A	4.62	134.33	128.81
11	M4	201	CYC	C2B-C1B-NB	4.62	113.75	106.99
11	G8	201	CYC	C2B-C1B-NB	4.62	113.75	106.99
11	W4	201	CYC	C2B-C1B-NB	4.62	113.75	106.99
11	E8	203	CYC	C2B-C1B-NB	4.62	113.75	106.99
11	Y8	201	CYC	C2B-C1B-NB	4.62	113.75	106.99
11	L4	201	CYC	C2B-C1B-NB	4.62	113.75	106.99
11	Q1	201	CYC	OB-C4B-C3B	-4.62	123.03	128.04
11	L8	201	CYC	C2B-C1B-NB	4.61	113.74	106.99

Continued on next page...

Continued from previous page...

Mol	Chain	Res	Type	Atoms	Z	Observed(°)	Ideal(°)
11	D8	201	CYC	C2B-C1B-NB	4.61	113.74	106.99
11	X5	203	CYC	OB-C4B-C3B	-4.61	123.04	128.04
11	T4	201	CYC	C4D-CHA-C1A	4.61	134.32	128.81
11	V8	201	CYC	C4D-CHA-C1A	4.61	134.32	128.81
11	W8	201	CYC	C2B-C1B-NB	4.61	113.74	106.99
11	P8	203	CYC	C2B-C1B-NB	4.61	113.73	106.99
11	P4	203	CYC	C2B-C1B-NB	4.61	113.73	106.99
11	m3	201	CYC	CBD-CAD-C3D	-4.60	104.76	112.62
11	F1	201	CYC	OB-C4B-C3B	-4.60	123.05	128.04
11	J5	201	CYC	OB-C4B-C3B	-4.60	123.05	128.04
11	N8	301	CYC	C4D-CHA-C1A	4.60	134.31	128.81
11	L1	201	CYC	OB-C4B-C3B	-4.60	123.05	128.04
11	E8	201	CYC	C4D-CHA-C1A	4.60	134.30	128.81
11	A8	301	CYC	C4D-CHA-C1A	4.60	134.30	128.81
11	I8	203	CYC	C2B-C1B-NB	4.60	113.72	106.99
11	D4	201	CYC	C2B-C1B-NB	4.60	113.72	106.99
11	T8	201	CYC	C4D-CHA-C1A	4.59	134.30	128.81
11	I4	203	CYC	C2B-C1B-NB	4.59	113.71	106.99
11	E4	203	CYC	C2B-C1B-NB	4.59	113.71	106.99
11	G4	201	CYC	C2B-C1B-NB	4.59	113.71	106.99
11	I3	902	CYC	CAB-C3B-C4B	4.59	128.63	121.38
11	V3	201	CYC	CBD-CAD-C3D	-4.59	104.79	112.62
11	H3	1001	CYC	CAB-C3B-C4B	4.59	128.62	121.38
11	E4	201	CYC	C4D-CHA-C1A	4.58	134.28	128.81
11	O8	201	CYC	C2B-C1B-NB	4.58	113.69	106.99
11	G8	202	CYC	C4D-CHA-C1A	4.58	134.28	128.81
11	V5	202	CYC	OB-C4B-C3B	-4.58	123.07	128.04
11	X8	201	CYC	C4D-CHA-C1A	4.58	134.28	128.81
11	J1	201	CYC	OB-C4B-C3B	-4.57	123.08	128.04
11	I8	201	CYC	C4D-CHA-C1A	4.57	134.27	128.81
11	U1	201	CYC	OB-C4B-C3B	-4.57	123.08	128.04
11	n3	1001	CYC	CAB-C3B-C4B	4.57	128.60	121.38
11	G4	202	CYC	C4D-CHA-C1A	4.57	134.27	128.81
11	M8	202	CYC	C4D-CHA-C1A	4.57	134.27	128.81
11	X4	201	CYC	C4D-CHA-C1A	4.57	134.27	128.81
11	O4	201	CYC	C2B-C1B-NB	4.57	113.68	106.99
11	U5	201	CYC	OB-C4B-C3B	-4.56	123.09	128.04
11	K8	201	CYC	C4D-CHA-C1A	4.56	134.26	128.81
11	K4	201	CYC	C4D-CHA-C1A	4.55	134.25	128.81
11	L5	201	CYC	OB-C4B-C3B	-4.55	123.10	128.04
11	S3	1001	CYC	CAB-C3B-C4B	4.55	128.57	121.38
11	M3	201	CYC	CAB-C3B-C4B	4.55	128.56	121.38

Continued on next page...

Continued from previous page...

Mol	Chain	Res	Type	Atoms	Z	Observed(°)	Ideal(°)
11	r3	1001	CYC	CAB-C3B-C4B	4.55	128.56	121.38
11	M4	202	CYC	C4D-CHA-C1A	4.55	134.24	128.81
11	P4	201	CYC	C4D-CHA-C1A	4.55	134.24	128.81
11	J3	201	CYC	CAB-C3B-C4B	4.55	128.56	121.38
11	V1	202	CYC	OB-C4B-C3B	-4.54	123.11	128.04
11	P8	201	CYC	C4D-CHA-C1A	4.54	134.24	128.81
11	O3	1001	CYC	CAB-C3B-C4B	4.54	128.56	121.38
11	I4	201	CYC	C4D-CHA-C1A	4.54	134.24	128.81
11	U3	1001	CYC	CAB-C3B-C4B	4.54	128.55	121.38
11	l3	1001	CYC	CAB-C3B-C4B	4.54	128.54	121.38
11	p3	1001	CYC	CAB-C3B-C4B	4.54	128.54	121.38
11	v3	1001	CYC	CAB-C3B-C4B	4.54	128.54	121.38
11	e3	1001	CYC	CAB-C3B-C4B	4.54	128.54	121.38
11	W3	1001	CYC	CAB-C3B-C4B	4.53	128.54	121.38
11	l3	904	CYC	CAB-C3B-C4B	4.53	128.54	121.38
11	l3	903	CYC	CAB-C3B-C4B	4.53	128.54	121.38
11	t3	1001	CYC	CAB-C3B-C4B	4.53	128.53	121.38
11	z3	1001	CYC	CAB-C3B-C4B	4.53	128.53	121.38
11	o3	902	CYC	CAB-C3B-C4B	4.53	128.53	121.38
11	c3	1001	CYC	CAB-C3B-C4B	4.53	128.53	121.38
11	j3	1001	CYC	CAB-C3B-C4B	4.53	128.53	121.38
11	x3	1001	CYC	CAB-C3B-C4B	4.52	128.52	121.38
11	Q3	1001	CYC	CHA-C1A-NA	-4.52	122.56	128.83
11	O7	1001	CYC	CHA-C1A-NA	-4.51	122.58	128.83
11	o3	901	CYC	OC-C1C-C2C	-4.50	122.59	126.17
11	L7	1001	CYC	CHA-C1A-NA	-4.49	122.59	128.83
11	l3	901	CYC	OC-C1C-C2C	-4.49	122.60	126.17
11	g3	1001	CYC	CHA-C1A-NA	-4.49	122.60	128.83
11	E7	1001	CYC	CHA-C1A-NA	-4.49	122.60	128.83
11	C7	1001	CYC	CHA-C1A-NA	-4.49	122.60	128.83
11	J7	1001	CYC	CHA-C1A-NA	-4.49	122.60	128.83
11	Z7	1001	CYC	CHA-C1A-NA	-4.48	122.61	128.83
11	H7	1001	CYC	CHA-C1A-NA	-4.48	122.61	128.83
11	X7	1001	CYC	CHA-C1A-NA	-4.48	122.61	128.83
11	S7	1001	CYC	CHA-C1A-NA	-4.48	122.62	128.83
11	C7	1001	CYC	OB-C4B-C3B	-4.48	123.18	128.04
11	V7	1001	CYC	OB-C4B-C3B	-4.47	123.19	128.04
11	V7	1001	CYC	CHA-C1A-NA	-4.47	122.62	128.83
11	E7	1001	CYC	OB-C4B-C3B	-4.46	123.20	128.04
11	Q7	1001	CYC	OB-C4B-C3B	-4.46	123.20	128.04
11	L7	1001	CYC	OB-C4B-C3B	-4.46	123.20	128.04
11	Q7	1001	CYC	CHA-C1A-NA	-4.45	122.65	128.83

Continued on next page...

Continued from previous page...

Mol	Chain	Res	Type	Atoms	Z	Observed(°)	Ideal(°)
11	Z7	1001	CYC	OB-C4B-C3B	-4.45	123.21	128.04
11	A7	1001	CYC	CHA-C1A-NA	-4.45	122.66	128.83
11	L4	201	CYC	CHB-C4A-NA	-4.45	115.63	124.93
11	D8	201	CYC	CHB-C4A-NA	-4.44	115.64	124.93
11	A7	1001	CYC	OB-C4B-C3B	-4.44	123.22	128.04
11	U6	201	CYC	C2B-C1B-NB	4.44	113.49	106.99
11	P4	203	CYC	CHB-C4A-NA	-4.44	115.65	124.93
11	W4	201	CYC	CHB-C4A-NA	-4.44	115.65	124.93
11	V7	1001	CYC	CAC-C3C-C2C	-4.44	103.17	114.26
11	U4	201	CYC	CHB-C4A-NA	-4.44	115.65	124.93
11	H7	1001	CYC	OB-C4B-C3B	-4.44	123.22	128.04
11	U8	201	CYC	CHB-C4A-NA	-4.44	115.65	124.93
11	X7	1001	CYC	OB-C4B-C3B	-4.44	123.22	128.04
11	D4	201	CYC	CHB-C4A-NA	-4.44	115.65	124.93
11	I8	203	CYC	CHB-C4A-NA	-4.44	115.65	124.93
11	W8	201	CYC	CHB-C4A-NA	-4.44	115.65	124.93
11	E7	1001	CYC	CAC-C3C-C2C	-4.43	103.18	114.26
11	M4	201	CYC	CHB-C4A-NA	-4.43	115.66	124.93
11	R6	202	CYC	C2B-C1B-NB	4.43	113.47	106.99
11	O8	201	CYC	CHB-C4A-NA	-4.43	115.67	124.93
11	L7	1001	CYC	CAC-C3C-C2C	-4.43	103.19	114.26
11	P8	203	CYC	CHB-C4A-NA	-4.43	115.67	124.93
11	X5	203	CYC	O1A-CGA-CBA	4.43	137.31	123.08
11	G4	201	CYC	CHB-C4A-NA	-4.43	115.67	124.93
11	O4	201	CYC	CHB-C4A-NA	-4.43	115.67	124.93
11	Q7	1001	CYC	CAC-C3C-C2C	-4.43	103.20	114.26
11	O7	1001	CYC	OB-C4B-C3B	-4.43	123.23	128.04
11	Y8	201	CYC	CHB-C4A-NA	-4.43	115.67	124.93
11	J7	1001	CYC	CAC-C3C-C2C	-4.43	103.20	114.26
11	E8	203	CYC	CHB-C4A-NA	-4.43	115.67	124.93
11	A7	1001	CYC	CAC-C3C-C2C	-4.43	103.20	114.26
11	H1	201	CYC	O1A-CGA-CBA	4.43	137.30	123.08
11	S7	1001	CYC	OB-C4B-C3B	-4.43	123.24	128.04
11	Q1	201	CYC	O1A-CGA-CBA	4.43	137.30	123.08
11	H7	1001	CYC	CAC-C3C-C2C	-4.43	103.20	114.26
11	X1	203	CYC	O1A-CGA-CBA	4.43	137.30	123.08
11	G8	201	CYC	CHB-C4A-NA	-4.43	115.68	124.93
11	I4	203	CYC	CHB-C4A-NA	-4.42	115.68	124.93
11	J6	201	CYC	C2B-C1B-NB	4.42	113.47	106.99
11	Q2	201	CYC	C2B-C1B-NB	4.42	113.46	106.99
11	O7	1001	CYC	CAC-C3C-C2C	-4.42	103.21	114.26
11	H5	201	CYC	O1A-CGA-CBA	4.42	137.29	123.08

Continued on next page...

Continued from previous page...

Mol	Chain	Res	Type	Atoms	Z	Observed(°)	Ideal(°)
11	U5	201	CYC	O1A-CGA-CBA	4.42	137.29	123.08
11	L6	201	CYC	C2B-C1B-NB	4.42	113.46	106.99
11	S8	201	CYC	CHB-C4A-NA	-4.42	115.68	124.93
11	C1	202	CYC	O1A-CGA-CBA	4.42	137.28	123.08
11	L8	201	CYC	CHB-C4A-NA	-4.42	115.69	124.93
11	J7	1001	CYC	OB-C4B-C3B	-4.42	123.24	128.04
11	S5	201	CYC	O1A-CGA-CBA	4.42	137.28	123.08
11	I2	203	CYC	C2B-C1B-NB	4.42	113.46	106.99
11	E4	203	CYC	CHB-C4A-NA	-4.42	115.69	124.93
11	X7	1001	CYC	CAC-C3C-C2C	-4.42	103.22	114.26
11	U1	201	CYC	O1A-CGA-CBA	4.42	137.28	123.08
11	C7	1001	CYC	CAC-C3C-C2C	-4.42	103.22	114.26
11	B5	201	CYC	O1A-CGA-CBA	4.42	137.28	123.08
11	H2	201	CYC	C2B-C1B-NB	4.42	113.46	106.99
11	B1	201	CYC	O1A-CGA-CBA	4.42	137.28	123.08
11	F1	201	CYC	O1A-CGA-CBA	4.42	137.27	123.08
11	V1	202	CYC	O1A-CGA-CBA	4.42	137.27	123.08
11	F5	201	CYC	O1A-CGA-CBA	4.42	137.27	123.08
11	B2	201	CYC	C2B-C1B-NB	4.42	113.45	106.99
11	S2	201	CYC	C2B-C1B-NB	4.42	113.45	106.99
11	Q5	201	CYC	O1A-CGA-CBA	4.41	137.26	123.08
11	J5	201	CYC	O1A-CGA-CBA	4.41	137.26	123.08
11	K2	203	CYC	C2B-C1B-NB	4.41	113.45	106.99
11	Z2	201	CYC	C2B-C1B-NB	4.41	113.45	106.99
11	F6	201	CYC	C2B-C1B-NB	4.41	113.45	106.99
11	Z7	1001	CYC	CAC-C3C-C2C	-4.41	103.23	114.26
11	V5	202	CYC	O1A-CGA-CBA	4.41	137.25	123.08
11	C5	202	CYC	O1A-CGA-CBA	4.41	137.25	123.08
11	S4	201	CYC	CHB-C4A-NA	-4.41	115.71	124.93
11	H6	201	CYC	C2B-C1B-NB	4.41	113.44	106.99
11	M8	201	CYC	CHB-C4A-NA	-4.41	115.71	124.93
11	E2	203	CYC	C2B-C1B-NB	4.41	113.44	106.99
11	C6	203	CYC	C2B-C1B-NB	4.41	113.44	106.99
11	B6	201	CYC	C2B-C1B-NB	4.41	113.44	106.99
11	S7	1001	CYC	CAC-C3C-C2C	-4.41	103.25	114.26
11	J1	201	CYC	O1A-CGA-CBA	4.41	137.24	123.08
11	m3	201	CYC	OC-C1C-C2C	-4.41	122.67	126.17
11	S1	201	CYC	O1A-CGA-CBA	4.40	137.22	123.08
11	X2	203	CYC	C2B-C1B-NB	4.40	113.43	106.99
11	L1	201	CYC	O1A-CGA-CBA	4.40	137.22	123.08
11	O1	201	CYC	O1A-CGA-CBA	4.40	137.22	123.08
11	L5	201	CYC	O1A-CGA-CBA	4.40	137.21	123.08

Continued on next page...

Continued from previous page...

Mol	Chain	Res	Type	Atoms	Z	Observed(°)	Ideal(°)
11	V3	201	CYC	OC-C1C-C2C	-4.40	122.68	126.17
11	Y4	201	CYC	CHB-C4A-NA	-4.40	115.73	124.93
11	D2	201	CYC	C2B-C1B-NB	4.40	113.42	106.99
11	O5	201	CYC	O1A-CGA-CBA	4.40	137.21	123.08
11	J3	201	CYC	CHB-C4A-C3A	4.39	136.20	124.90
11	T2	201	CYC	C2B-C1B-NB	4.39	113.42	106.99
11	Y6	201	CYC	C2B-C1B-NB	4.39	113.41	106.99
11	S3	1001	CYC	CHB-C4A-C3A	4.39	136.19	124.90
11	U3	1001	CYC	CHB-C4A-C3A	4.39	136.18	124.90
11	Q6	201	CYC	C2B-C1B-NB	4.39	113.41	106.99
11	W6	201	CYC	C2B-C1B-NB	4.39	113.41	106.99
11	Z8	201	CYC	CMA-C3A-C4A	4.39	131.82	125.06
11	v3	1001	CYC	CHB-C4A-C3A	4.38	136.17	124.90
11	t3	1001	CYC	CHB-C4A-C3A	4.38	136.16	124.90
11	z3	1001	CYC	CHB-C4A-C3A	4.38	136.16	124.90
11	W2	201	CYC	C2B-C1B-NB	4.38	113.40	106.99
11	W3	1001	CYC	CHB-C4A-C3A	4.38	136.16	124.90
11	l3	904	CYC	CHB-C4A-C3A	4.37	136.15	124.90
11	x3	1001	CYC	CHB-C4A-C3A	4.37	136.15	124.90
11	I8	201	CYC	CMA-C3A-C4A	4.37	131.80	125.06
11	e3	1001	CYC	CHB-C4A-C3A	4.37	136.15	124.90
11	l3	1001	CYC	CHB-C4A-C3A	4.37	136.15	124.90
11	n3	1001	CYC	CHB-C4A-C3A	4.37	136.14	124.90
11	l3	903	CYC	CHB-C4A-C3A	4.37	136.14	124.90
11	A8	301	CYC	CMA-C3A-C4A	4.37	131.79	125.06
11	H3	1001	CYC	CHB-C4A-C3A	4.37	136.14	124.90
11	A4	301	CYC	CMA-C3A-C4A	4.37	131.79	125.06
11	j3	1001	CYC	CHB-C4A-C3A	4.37	136.13	124.90
11	L5	201	CYC	CHB-C4A-NA	-4.37	115.80	124.93
11	K8	201	CYC	CMA-C3A-C4A	4.37	131.79	125.06
11	X8	201	CYC	CMA-C3A-C4A	4.37	131.79	125.06
11	c3	1001	CYC	CHB-C4A-C3A	4.37	136.13	124.90
11	P8	201	CYC	CMA-C3A-C4A	4.37	131.79	125.06
11	03	902	CYC	CHB-C4A-C3A	4.36	136.12	124.90
11	Z4	201	CYC	CMA-C3A-C4A	4.36	131.78	125.06
11	O6	201	CYC	C2B-C1B-NB	4.36	113.38	106.99
11	l3	902	CYC	CHB-C4A-C3A	4.36	136.12	124.90
11	p3	1001	CYC	CHB-C4A-C3A	4.36	136.12	124.90
11	G4	202	CYC	CMA-C3A-C4A	4.36	131.78	125.06
11	r3	1001	CYC	CHB-C4A-C3A	4.36	136.11	124.90
11	P4	201	CYC	CMA-C3A-C4A	4.36	131.78	125.06
11	V8	201	CYC	CMA-C3A-C4A	4.36	131.77	125.06

Continued on next page...

Continued from previous page...

Mol	Chain	Res	Type	Atoms	Z	Observed(°)	Ideal(°)
11	K4	201	CYC	CMA-C3A-C4A	4.35	131.77	125.06
11	G8	202	CYC	CMA-C3A-C4A	4.35	131.77	125.06
11	O3	1001	CYC	CHB-C4A-C3A	4.35	136.09	124.90
11	M3	201	CYC	CHB-C4A-C3A	4.35	136.09	124.90
11	I4	201	CYC	CMA-C3A-C4A	4.35	131.76	125.06
11	I3	902	CYC	C2B-C1B-NB	4.35	113.35	106.99
11	X4	201	CYC	CMA-C3A-C4A	4.35	131.76	125.06
11	M4	202	CYC	CMA-C3A-C4A	4.34	131.75	125.06
11	L1	201	CYC	CHB-C4A-NA	-4.34	115.85	124.93
11	M8	202	CYC	CMA-C3A-C4A	4.34	131.75	125.06
11	r3	1001	CYC	C2B-C1B-NB	4.34	113.35	106.99
11	E8	201	CYC	CMA-C3A-C4A	4.34	131.75	125.06
11	N8	301	CYC	CMA-C3A-C4A	4.34	131.75	125.06
11	V4	201	CYC	CMA-C3A-C4A	4.34	131.75	125.06
11	03	901	CYC	C4D-CHA-C1A	4.34	133.99	128.81
11	T8	201	CYC	CMA-C3A-C4A	4.33	131.74	125.06
11	t3	1001	CYC	C2B-C1B-NB	4.33	113.33	106.99
11	J3	201	CYC	C2B-C1B-NB	4.33	113.33	106.99
11	M3	201	CYC	C2B-C1B-NB	4.33	113.33	106.99
11	O1	201	CYC	CHB-C4A-NA	-4.33	115.88	124.93
11	H5	201	CYC	CHB-C4A-NA	-4.33	115.88	124.93
11	x3	1001	CYC	C2B-C1B-NB	4.33	113.32	106.99
11	E4	201	CYC	CMA-C3A-C4A	4.33	131.72	125.06
11	O5	201	CYC	CHB-C4A-NA	-4.32	115.89	124.93
11	l3	1001	CYC	C2B-C1B-NB	4.32	113.32	106.99
11	N4	301	CYC	CMA-C3A-C4A	4.32	131.72	125.06
11	j3	1001	CYC	C2B-C1B-NB	4.32	113.31	106.99
11	N5	301	CYC	CBD-CAD-C3D	-4.32	105.25	112.62
11	S5	201	CYC	CHB-C4A-NA	-4.32	115.89	124.93
11	P1	201	CYC	CBD-CAD-C3D	-4.32	105.25	112.62
11	U5	201	CYC	CHB-C4A-NA	-4.32	115.90	124.93
11	X1	203	CYC	CHB-C4A-NA	-4.32	115.90	124.93
11	U1	201	CYC	CHB-C4A-NA	-4.32	115.90	124.93
11	A1	302	CYC	CBD-CAD-C3D	-4.32	105.25	112.62
11	R5	201	CYC	CBD-CAD-C3D	-4.32	105.25	112.62
11	S1	201	CYC	CHB-C4A-NA	-4.32	115.90	124.93
11	v3	1001	CYC	C2B-C1B-NB	4.32	113.31	106.99
11	H1	201	CYC	CHB-C4A-NA	-4.32	115.90	124.93
11	R1	201	CYC	CBD-CAD-C3D	-4.32	105.26	112.62
11	I3	901	CYC	C4D-CHA-C1A	4.31	133.96	128.81
11	W3	1001	CYC	C2B-C1B-NB	4.31	113.30	106.99
11	z3	1001	CYC	C2B-C1B-NB	4.31	113.30	106.99

Continued on next page...

Continued from previous page...

Mol	Chain	Res	Type	Atoms	Z	Observed(°)	Ideal(°)
11	N1	301	CYC	CBD-CAD-C3D	-4.31	105.26	112.62
11	F5	201	CYC	CHB-C4A-NA	-4.31	115.91	124.93
11	X5	203	CYC	CHB-C4A-NA	-4.31	115.91	124.93
11	A5	301	CYC	CBD-CAD-C3D	-4.31	105.26	112.62
11	J1	201	CYC	CHB-C4A-NA	-4.31	115.91	124.93
11	13	903	CYC	C2B-C1B-NB	4.31	113.30	106.99
11	c3	1001	CYC	C2B-C1B-NB	4.31	113.30	106.99
11	Q1	201	CYC	CHB-C4A-NA	-4.31	115.92	124.93
11	A5	302	CYC	CBD-CAD-C3D	-4.31	105.27	112.62
11	Q5	201	CYC	CHB-C4A-NA	-4.31	115.92	124.93
11	I1	201	CYC	CBD-CAD-C3D	-4.31	105.27	112.62
11	T4	201	CYC	CMA-C3A-C4A	4.31	131.70	125.06
11	V5	202	CYC	CHB-C4A-NA	-4.31	115.92	124.93
11	R5	202	CYC	CMA-C3A-C4A	4.31	131.70	125.06
11	P5	201	CYC	CBD-CAD-C3D	-4.31	105.27	112.62
11	X1	202	CYC	CMA-C3A-C4A	4.31	131.70	125.06
11	03	902	CYC	C2B-C1B-NB	4.30	113.29	106.99
11	F1	201	CYC	CHB-C4A-NA	-4.30	115.93	124.93
11	G5	202	CYC	CMA-C3A-C4A	4.30	131.69	125.06
11	V1	202	CYC	CHB-C4A-NA	-4.30	115.93	124.93
11	G5	201	CYC	CBD-CAD-C3D	-4.30	105.28	112.62
11	K1	202	CYC	CMA-C3A-C4A	4.30	131.69	125.06
11	M1	201	CYC	CBD-CAD-C3D	-4.30	105.28	112.62
11	U5	202	CYC	CMA-C3A-C4A	4.30	131.69	125.06
11	e3	1001	CYC	C2B-C1B-NB	4.30	113.28	106.99
11	B1	201	CYC	CHB-C4A-NA	-4.30	115.94	124.93
11	C5	202	CYC	CHB-C4A-NA	-4.30	115.94	124.93
11	H3	1001	CYC	C2B-C1B-NB	4.30	113.28	106.99
11	K5	202	CYC	CMA-C3A-C4A	4.30	131.69	125.06
11	M5	201	CYC	CBD-CAD-C3D	-4.30	105.28	112.62
11	G1	202	CYC	CMA-C3A-C4A	4.30	131.68	125.06
11	R1	202	CYC	CMA-C3A-C4A	4.30	131.68	125.06
11	A1	301	CYC	CBD-CAD-C3D	-4.30	105.29	112.62
11	I5	201	CYC	CBD-CAD-C3D	-4.30	105.29	112.62
11	X1	201	CYC	CBD-CAD-C3D	-4.29	105.29	112.62
11	S3	1001	CYC	C2B-C1B-NB	4.29	113.27	106.99
11	n3	1001	CYC	C2B-C1B-NB	4.29	113.27	106.99
11	Z1	201	CYC	CHB-C4A-C3A	4.29	135.94	124.90
11	X5	202	CYC	CMA-C3A-C4A	4.29	131.68	125.06
11	K1	201	CYC	CBD-CAD-C3D	-4.29	105.30	112.62
11	13	904	CYC	C2B-C1B-NB	4.29	113.27	106.99
11	K5	201	CYC	CBD-CAD-C3D	-4.29	105.30	112.62

Continued on next page...

Continued from previous page...

Mol	Chain	Res	Type	Atoms	Z	Observed(°)	Ideal(°)
11	m3	201	CYC	CAB-C3B-C4B	4.29	128.16	121.38
11	C1	202	CYC	CHB-C4A-NA	-4.29	115.96	124.93
11	Z1	201	CYC	CBD-CAD-C3D	-4.29	105.30	112.62
11	K4	201	CYC	C1B-NB-C4B	-4.29	105.21	110.67
11	I1	202	CYC	CMA-C3A-C4A	4.29	131.67	125.06
11	V1	201	CYC	CBD-CAD-C3D	-4.29	105.30	112.62
11	I5	202	CYC	CMA-C3A-C4A	4.29	131.67	125.06
11	V3	201	CYC	C1B-C2B-C3B	-4.29	103.40	107.87
11	K1	201	CYC	CHB-C4A-C3A	4.29	135.93	124.90
11	O3	1001	CYC	C2B-C1B-NB	4.29	113.26	106.99
11	J5	201	CYC	CHB-C4A-NA	-4.29	115.97	124.93
11	I6	201	CYC	C2A-C1A-NA	4.28	116.28	110.05
11	G1	201	CYC	CBD-CAD-C3D	-4.28	105.31	112.62
11	P5	202	CYC	CMA-C3A-C4A	4.28	131.66	125.06
11	T8	201	CYC	C1B-NB-C4B	-4.28	105.22	110.67
11	X5	201	CYC	CBD-CAD-C3D	-4.28	105.31	112.62
11	B5	201	CYC	CHB-C4A-NA	-4.28	115.97	124.93
11	V5	201	CYC	CBD-CAD-C3D	-4.28	105.31	112.62
11	Z5	201	CYC	CHB-C4A-C3A	4.28	135.91	124.90
11	U3	1001	CYC	C2B-C1B-NB	4.28	113.25	106.99
11	p3	1001	CYC	C2B-C1B-NB	4.28	113.25	106.99
11	P1	202	CYC	CMA-C3A-C4A	4.28	131.65	125.06
11	K5	201	CYC	CHB-C4A-C3A	4.28	135.90	124.90
11	U1	202	CYC	CMA-C3A-C4A	4.28	131.65	125.06
11	T5	201	CYC	CMA-C3A-C4A	4.28	131.65	125.06
11	I1	201	CYC	CHB-C4A-C3A	4.28	135.90	124.90
11	X1	201	CYC	CHB-C4A-C3A	4.28	135.90	124.90
11	P5	201	CYC	CHB-C4A-C3A	4.27	135.89	124.90
11	A6	301	CYC	C2A-C1A-NA	4.27	116.27	110.05
11	V8	201	CYC	C1B-NB-C4B	-4.27	105.23	110.67
11	T4	201	CYC	C1B-NB-C4B	-4.27	105.23	110.67
11	A1	302	CYC	CHB-C4A-C3A	4.27	135.88	124.90
11	X5	201	CYC	CHB-C4A-C3A	4.27	135.88	124.90
11	R5	201	CYC	CHB-C4A-C3A	4.27	135.88	124.90
11	A1	301	CYC	CHB-C4A-C3A	4.27	135.88	124.90
11	I3	901	CYC	CMA-C3A-C4A	4.27	131.63	125.06
11	C5	201	CYC	CMA-C3A-C4A	4.27	131.63	125.06
11	V1	201	CYC	CHB-C4A-C3A	4.27	135.87	124.90
11	E4	201	CYC	C1B-NB-C4B	-4.27	105.24	110.67
11	R1	201	CYC	CHB-C4A-C3A	4.27	135.87	124.90
11	N5	301	CYC	CHB-C4A-C3A	4.27	135.87	124.90
11	C1	201	CYC	CMA-C3A-C4A	4.26	131.63	125.06

Continued on next page...

Continued from previous page...

Mol	Chain	Res	Type	Atoms	Z	Observed(°)	Ideal(°)
11	P1	201	CYC	CHB-C4A-C3A	4.26	135.87	124.90
11	I5	201	CYC	CHB-C4A-C3A	4.26	135.87	124.90
11	03	901	CYC	CMA-C3A-C4A	4.26	131.63	125.06
11	Z5	201	CYC	CBD-CAD-C3D	-4.26	105.34	112.62
11	K2	201	CYC	C2A-C1A-NA	4.26	116.25	110.05
11	M5	202	CYC	CMA-C3A-C4A	4.26	131.63	125.06
11	I2	201	CYC	C2A-C1A-NA	4.26	116.25	110.05
11	N1	301	CYC	CHB-C4A-C3A	4.26	135.85	124.90
11	M5	201	CYC	CHB-C4A-C3A	4.26	135.85	124.90
11	Z1	202	CYC	CMA-C3A-C4A	4.26	131.62	125.06
11	D5	201	CYC	CMA-C3A-C4A	4.26	131.62	125.06
11	M1	202	CYC	CMA-C3A-C4A	4.26	131.62	125.06
11	M1	201	CYC	CHB-C4A-C3A	4.26	135.84	124.90
11	V5	201	CYC	CHB-C4A-C3A	4.26	135.84	124.90
11	A5	301	CYC	CHB-C4A-C3A	4.25	135.84	124.90
11	A2	301	CYC	C2A-C1A-NA	4.25	116.24	110.05
11	T1	201	CYC	CMA-C3A-C4A	4.25	131.62	125.06
11	T7	1001	CYC	CMA-C3A-C4A	4.25	131.61	125.06
11	K6	201	CYC	C2A-C1A-NA	4.25	116.24	110.05
11	A5	302	CYC	CHB-C4A-C3A	4.25	135.84	124.90
11	m3	201	CYC	C1B-C2B-C3B	-4.25	103.43	107.87
11	G5	201	CYC	CHB-C4A-C3A	4.25	135.83	124.90
11	X6	201	CYC	C2A-C1A-NA	4.25	116.23	110.05
11	P2	201	CYC	C2A-C1A-NA	4.25	116.23	110.05
11	V6	201	CYC	C2A-C1A-NA	4.25	116.23	110.05
11	R5	201	CYC	CHD-C4C-NC	4.25	130.26	125.20
11	V3	201	CYC	CAB-C3B-C4B	4.25	128.09	121.38
11	T7	1001	CYC	C4D-CHA-C1A	4.25	133.88	128.81
11	D1	201	CYC	CMA-C3A-C4A	4.25	131.61	125.06
11	Y7	1001	CYC	CMA-C3A-C4A	4.25	131.61	125.06
11	X4	201	CYC	C1B-NB-C4B	-4.25	105.26	110.67
11	P8	201	CYC	C1B-NB-C4B	-4.25	105.26	110.67
11	E2	201	CYC	C2A-C1A-NA	4.25	116.23	110.05
11	G1	201	CYC	CHB-C4A-C3A	4.25	135.82	124.90
11	V4	201	CYC	C1B-NB-C4B	-4.25	105.26	110.67
11	E8	201	CYC	C1B-NB-C4B	-4.25	105.26	110.67
11	K8	201	CYC	C1B-NB-C4B	-4.25	105.26	110.67
11	N3	1001	CYC	CHB-C4A-C3A	4.24	135.81	124.90
11	I4	201	CYC	C1B-NB-C4B	-4.24	105.27	110.67
11	Z5	202	CYC	CMA-C3A-C4A	4.24	131.60	125.06
11	D7	1001	CYC	CMA-C3A-C4A	4.24	131.60	125.06
11	M7	1001	CYC	CMA-C3A-C4A	4.24	131.60	125.06

Continued on next page...

Continued from previous page...

Mol	Chain	Res	Type	Atoms	Z	Observed(°)	Ideal(°)
11	Z2	202	CYC	C2A-C1A-NA	4.24	116.22	110.05
11	P4	201	CYC	C1B-NB-C4B	-4.24	105.27	110.67
11	A8	301	CYC	C1B-NB-C4B	-4.24	105.27	110.67
11	I8	201	CYC	C1B-NB-C4B	-4.24	105.27	110.67
11	N4	301	CYC	C1B-NB-C4B	-4.24	105.27	110.67
11	M2	201	CYC	C2A-C1A-NA	4.24	116.22	110.05
11	E6	201	CYC	C2A-C1A-NA	4.24	116.22	110.05
11	M6	201	CYC	C2A-C1A-NA	4.24	116.22	110.05
11	N6	301	CYC	C2A-C1A-NA	4.24	116.22	110.05
11	X2	201	CYC	C2A-C1A-NA	4.24	116.21	110.05
11	W7	1001	CYC	CMA-C3A-C4A	4.24	131.59	125.06
11	o3	1001	CYC	CHB-C4A-C3A	4.24	135.79	124.90
11	X8	201	CYC	C1B-NB-C4B	-4.24	105.28	110.67
11	A4	301	CYC	C1B-NB-C4B	-4.23	105.28	110.67
11	M8	202	CYC	C1B-NB-C4B	-4.23	105.28	110.67
11	P6	201	CYC	C2A-C1A-NA	4.23	116.21	110.05
11	C2	201	CYC	C2A-C1A-NA	4.23	116.20	110.05
11	N8	301	CYC	C1B-NB-C4B	-4.23	105.28	110.67
11	y3	1001	CYC	CHB-C4A-C3A	4.23	135.77	124.90
11	V2	201	CYC	C2A-C1A-NA	4.23	116.20	110.05
11	q3	1001	CYC	CHB-C4A-C3A	4.23	135.77	124.90
11	k3	1001	CYC	CHB-C4A-C3A	4.23	135.77	124.90
11	Z6	201	CYC	C2A-C1A-NA	4.23	116.20	110.05
11	Z3	1001	CYC	CHB-C4A-C3A	4.22	135.76	124.90
11	N2	302	CYC	C2A-C1A-NA	4.22	116.19	110.05
11	G4	202	CYC	C1B-NB-C4B	-4.22	105.29	110.67
11	P7	1001	CYC	CMA-C3A-C4A	4.22	131.57	125.06
11	s3	1001	CYC	CHB-C4A-C3A	4.22	135.76	124.90
11	M4	202	CYC	C1B-NB-C4B	-4.22	105.29	110.67
11	X5	201	CYC	CHD-C4C-NC	4.22	130.22	125.20
11	f3	1001	CYC	CHB-C4A-C3A	4.22	135.75	124.90
11	B7	1001	CYC	CMA-C3A-C4A	4.22	131.56	125.06
11	i3	1001	CYC	CHB-C4A-C3A	4.22	135.75	124.90
11	F7	1001	CYC	CMA-C3A-C4A	4.22	131.56	125.06
11	d3	1001	CYC	CHB-C4A-C3A	4.22	135.75	124.90
11	X1	201	CYC	CHD-C4C-NC	4.22	130.22	125.20
11	w3	1001	CYC	CHB-C4A-C3A	4.22	135.75	124.90
11	R1	201	CYC	CHD-C4C-NC	4.22	130.22	125.20
11	A5	301	CYC	CHD-C4C-NC	4.22	130.22	125.20
11	K7	1001	CYC	CMA-C3A-C4A	4.22	131.56	125.06
11	a7	1001	CYC	CMA-C3A-C4A	4.22	131.56	125.06
11	G8	202	CYC	C1B-NB-C4B	-4.21	105.31	110.67

Continued on next page...

Continued from previous page...

Mol	Chain	Res	Type	Atoms	Z	Observed(°)	Ideal(°)
11	G3	1001	CYC	CHB-C4A-C3A	4.21	135.73	124.90
11	K3	1001	CYC	CHB-C4A-C3A	4.21	135.73	124.90
11	b3	1001	CYC	CHB-C4A-C3A	4.21	135.73	124.90
11	u3	1001	CYC	CHB-C4A-C3A	4.21	135.73	124.90
11	I7	1001	CYC	CMA-C3A-C4A	4.21	131.55	125.06
11	A5	302	CYC	CHD-C4C-NC	4.21	130.21	125.20
11	R3	1001	CYC	CHB-C4A-C3A	4.21	135.72	124.90
11	T3	1001	CYC	CHB-C4A-C3A	4.21	135.72	124.90
11	A1	301	CYC	CHD-C4C-NC	4.21	130.21	125.20
11	K7	1001	CYC	C4D-CHA-C1A	4.21	133.83	128.81
11	M7	1001	CYC	C4D-CHA-C1A	4.20	133.83	128.81
11	G5	201	CYC	CHD-C4C-NC	4.20	130.20	125.20
11	Z4	201	CYC	C1B-NB-C4B	-4.20	105.32	110.67
11	P3	1001	CYC	CHB-C4A-C3A	4.20	135.71	124.90
11	N2	301	CYC	C2A-C1A-NA	4.20	116.16	110.05
11	Z1	201	CYC	CHD-C4C-NC	4.20	130.20	125.20
11	a7	1001	CYC	C4D-CHA-C1A	4.20	133.83	128.81
11	X3	1001	CYC	CHB-C4A-C3A	4.20	135.70	124.90
11	Y7	1001	CYC	C4D-CHA-C1A	4.20	133.82	128.81
11	P7	1001	CYC	C4D-CHA-C1A	4.20	133.82	128.81
11	I3	1001	CYC	CHB-C4A-C3A	4.20	135.69	124.90
11	Z8	201	CYC	C1B-NB-C4B	-4.20	105.33	110.67
11	C6	201	CYC	C2A-C1A-NA	4.20	116.15	110.05
11	P1	201	CYC	CHD-C4C-NC	4.20	130.19	125.20
11	P3	1001	CYC	CMA-C3A-C4A	4.19	131.52	125.06
11	X3	1001	CYC	CMA-C3A-C4A	4.19	131.52	125.06
11	R3	1001	CYC	CMA-C3A-C4A	4.19	131.52	125.06
11	K1	201	CYC	CHD-C4C-NC	4.19	130.19	125.20
11	Z5	201	CYC	CHD-C4C-NC	4.19	130.19	125.20
11	B7	1001	CYC	C4D-CHA-C1A	4.19	133.81	128.81
11	A1	302	CYC	CHD-C4C-NC	4.19	130.18	125.20
11	03	901	CYC	C1B-CHB-C4A	4.19	138.31	128.08
11	13	901	CYC	C1B-CHB-C4A	4.19	138.31	128.08
11	N5	301	CYC	CHD-C4C-NC	4.19	130.18	125.20
11	R7	1001	CYC	CMA-C3A-C4A	4.19	131.51	125.06
11	P5	201	CYC	CHD-C4C-NC	4.19	130.18	125.20
11	I7	1001	CYC	C4D-CHA-C1A	4.18	133.81	128.81
11	K3	1001	CYC	CMA-C3A-C4A	4.18	131.51	125.06
11	V1	201	CYC	CHD-C4C-NC	4.18	130.18	125.20
11	G3	1001	CYC	CMA-C3A-C4A	4.18	131.51	125.06
11	W7	1001	CYC	C4D-CHA-C1A	4.18	133.81	128.81
11	V5	201	CYC	CHD-C4C-NC	4.18	130.18	125.20

Continued on next page...

Continued from previous page...

Mol	Chain	Res	Type	Atoms	Z	Observed(°)	Ideal(°)
11	N6	302	CYC	C2A-C1A-NA	4.18	116.13	110.05
11	G1	201	CYC	CHD-C4C-NC	4.18	130.17	125.20
11	I3	1001	CYC	CMA-C3A-C4A	4.18	131.50	125.06
11	D7	1001	CYC	C4D-CHA-C1A	4.18	133.80	128.81
11	I1	201	CYC	CHD-C4C-NC	4.18	130.17	125.20
11	Q3	1001	CYC	C2B-C1B-NB	4.17	113.10	106.99
11	f3	1001	CYC	CMA-C3A-C4A	4.17	131.49	125.06
11	A5	301	CYC	C4A-C3A-C2A	-4.17	101.72	106.51
11	w3	1001	CYC	CMA-C3A-C4A	4.17	131.49	125.06
11	R7	1001	CYC	C4D-CHA-C1A	4.17	133.79	128.81
11	s3	1001	CYC	CMA-C3A-C4A	4.17	131.49	125.06
11	i3	1001	CYC	CMA-C3A-C4A	4.17	131.48	125.06
11	Z3	1001	CYC	CMA-C3A-C4A	4.17	131.48	125.06
11	u3	1001	CYC	CMA-C3A-C4A	4.17	131.48	125.06
11	M1	201	CYC	CHD-C4C-NC	4.17	130.16	125.20
11	K5	201	CYC	CHD-C4C-NC	4.16	130.16	125.20
11	W7	1001	CYC	C1B-NB-C4B	-4.16	105.37	110.67
11	F7	1001	CYC	C4D-CHA-C1A	4.16	133.78	128.81
11	b3	1001	CYC	CMA-C3A-C4A	4.16	131.47	125.06
11	q3	1001	CYC	CMA-C3A-C4A	4.16	131.47	125.06
11	y3	1001	CYC	CMA-C3A-C4A	4.16	131.47	125.06
11	M7	1001	CYC	C1B-NB-C4B	-4.16	105.37	110.67
11	T3	1001	CYC	CMA-C3A-C4A	4.16	131.46	125.06
11	k3	1001	CYC	CMA-C3A-C4A	4.16	131.46	125.06
11	I5	201	CYC	CHD-C4C-NC	4.15	130.15	125.20
11	d3	1001	CYC	CMA-C3A-C4A	4.15	131.46	125.06
11	N1	301	CYC	CHD-C4C-NC	4.15	130.14	125.20
11	J3	201	CYC	C1B-NB-C4B	-4.15	105.39	110.67
11	A1	301	CYC	C4A-C3A-C2A	-4.15	101.75	106.51
11	G5	201	CYC	C4A-C3A-C2A	-4.14	101.75	106.51
11	l3	902	CYC	C1B-NB-C4B	-4.14	105.39	110.67
11	a7	1001	CYC	C1B-NB-C4B	-4.14	105.39	110.67
11	N1	301	CYC	C4A-C3A-C2A	-4.14	101.75	106.51
11	o3	1001	CYC	CMA-C3A-C4A	4.14	131.44	125.06
11	Y7	1001	CYC	C1B-NB-C4B	-4.14	105.40	110.67
11	X1	201	CYC	C4A-C3A-C2A	-4.14	101.76	106.51
11	K5	201	CYC	C4A-C3A-C2A	-4.14	101.76	106.51
11	G1	201	CYC	C4A-C3A-C2A	-4.13	101.76	106.51
11	P1	201	CYC	C4A-C3A-C2A	-4.13	101.76	106.51
11	N3	1001	CYC	CMA-C3A-C4A	4.13	131.43	125.06
11	M5	201	CYC	CHD-C4C-NC	4.13	130.12	125.20
11	l3	1001	CYC	C1B-NB-C4B	-4.13	105.41	110.67

Continued on next page...

Continued from previous page...

Mol	Chain	Res	Type	Atoms	Z	Observed(°)	Ideal(°)
11	j3	1001	CYC	C1B-NB-C4B	-4.13	105.41	110.67
11	P5	201	CYC	C4A-C3A-C2A	-4.13	101.77	106.51
11	v3	1001	CYC	C1B-NB-C4B	-4.13	105.42	110.67
11	I5	201	CYC	C4A-C3A-C2A	-4.13	101.77	106.51
11	N5	301	CYC	C4A-C3A-C2A	-4.13	101.77	106.51
11	V5	201	CYC	C4A-C3A-C2A	-4.13	101.77	106.51
11	g3	1001	CYC	C2B-C1B-NB	4.12	113.03	106.99
11	x3	1001	CYC	C1B-NB-C4B	-4.12	105.42	110.67
11	B7	1001	CYC	C1B-NB-C4B	-4.12	105.42	110.67
11	F7	1001	CYC	C1B-NB-C4B	-4.12	105.42	110.67
11	R7	1001	CYC	C1B-NB-C4B	-4.12	105.42	110.67
11	A5	302	CYC	C4A-C3A-C2A	-4.12	101.78	106.51
11	M5	201	CYC	C4A-C3A-C2A	-4.12	101.78	106.51
11	l3	903	CYC	C1B-NB-C4B	-4.12	105.42	110.67
11	H3	1001	CYC	C1B-NB-C4B	-4.12	105.42	110.67
11	I1	201	CYC	C4A-C3A-C2A	-4.12	101.78	106.51
11	X5	201	CYC	C4A-C3A-C2A	-4.12	101.78	106.51
11	V1	201	CYC	C4A-C3A-C2A	-4.12	101.78	106.51
11	z3	1001	CYC	C1B-NB-C4B	-4.11	105.43	110.67
11	M1	201	CYC	C4A-C3A-C2A	-4.11	101.78	106.51
11	W3	1001	CYC	C1B-NB-C4B	-4.11	105.43	110.67
11	r3	1001	CYC	C1B-NB-C4B	-4.11	105.43	110.67
11	M3	201	CYC	C1B-NB-C4B	-4.11	105.43	110.67
11	l3	904	CYC	C1B-NB-C4B	-4.11	105.43	110.67
11	n3	1001	CYC	C1B-NB-C4B	-4.11	105.43	110.67
11	A1	302	CYC	C4A-C3A-C2A	-4.11	101.79	106.51
11	I7	1001	CYC	C1B-NB-C4B	-4.11	105.44	110.67
11	P7	1001	CYC	C1B-NB-C4B	-4.11	105.44	110.67
11	K7	1001	CYC	C1B-NB-C4B	-4.11	105.44	110.67
11	e3	1001	CYC	C1B-NB-C4B	-4.11	105.44	110.67
11	t3	1001	CYC	C1B-NB-C4B	-4.11	105.44	110.67
11	R1	201	CYC	C4A-C3A-C2A	-4.11	101.79	106.51
11	S3	1001	CYC	C1B-NB-C4B	-4.11	105.44	110.67
11	O3	1001	CYC	C1B-NB-C4B	-4.10	105.45	110.67
11	K1	201	CYC	C4A-C3A-C2A	-4.10	101.80	106.51
11	R5	201	CYC	C4A-C3A-C2A	-4.10	101.80	106.51
11	c3	1001	CYC	C1B-NB-C4B	-4.10	105.45	110.67
11	o3	901	CYC	C2C-C1C-NC	4.10	111.81	108.27
11	o3	902	CYC	C1B-NB-C4B	-4.10	105.45	110.67
11	M7	1001	CYC	C2B-C1B-NB	4.09	112.98	106.99
11	T7	1001	CYC	C1B-NB-C4B	-4.09	105.46	110.67
11	Z5	201	CYC	C4A-C3A-C2A	-4.09	101.81	106.51

Continued on next page...

Continued from previous page...

Mol	Chain	Res	Type	Atoms	Z	Observed(°)	Ideal(°)
11	U3	1001	CYC	C1B-NB-C4B	-4.09	105.46	110.67
11	D7	1001	CYC	C1B-NB-C4B	-4.09	105.46	110.67
11	D7	1001	CYC	C2B-C1B-NB	4.09	112.97	106.99
11	I7	1001	CYC	C2B-C1B-NB	4.09	112.97	106.99
11	C5	202	CYC	CAD-CBD-CGD	-4.09	102.31	113.76
11	V1	202	CYC	CAD-CBD-CGD	-4.08	102.31	113.76
11	R7	1001	CYC	C2B-C1B-NB	4.08	112.97	106.99
11	B1	201	CYC	CAD-CBD-CGD	-4.08	102.31	113.76
11	Z1	201	CYC	C4A-C3A-C2A	-4.08	101.82	106.51
11	Y7	1001	CYC	C2B-C1B-NB	4.08	112.96	106.99
11	C1	202	CYC	CAD-CBD-CGD	-4.08	102.32	113.76
11	F5	201	CYC	CAD-CBD-CGD	-4.08	102.33	113.76
11	g3	1001	CYC	OC-C1C-C2C	-4.08	122.93	126.17
11	B5	201	CYC	CAD-CBD-CGD	-4.08	102.33	113.76
11	p3	1001	CYC	C1B-NB-C4B	-4.08	105.48	110.67
11	Q1	201	CYC	CAD-CBD-CGD	-4.07	102.34	113.76
11	B2	201	CYC	C1B-NB-C4B	-4.07	105.48	110.67
11	V5	202	CYC	CAD-CBD-CGD	-4.07	102.35	113.76
11	K7	1001	CYC	C2B-C1B-NB	4.07	112.95	106.99
11	L5	201	CYC	CAD-CBD-CGD	-4.07	102.35	113.76
11	H5	201	CYC	CAD-CBD-CGD	-4.07	102.35	113.76
11	X5	203	CYC	CAD-CBD-CGD	-4.07	102.35	113.76
11	Q5	201	CYC	CAD-CBD-CGD	-4.07	102.35	113.76
11	L1	201	CYC	CAD-CBD-CGD	-4.07	102.35	113.76
11	F1	201	CYC	CAD-CBD-CGD	-4.07	102.36	113.76
11	P7	1001	CYC	C2B-C1B-NB	4.07	112.94	106.99
11	O1	201	CYC	CAD-CBD-CGD	-4.07	102.36	113.76
11	W7	1001	CYC	C2B-C1B-NB	4.07	112.94	106.99
11	U1	201	CYC	CAD-CBD-CGD	-4.06	102.36	113.76
11	X1	203	CYC	CAD-CBD-CGD	-4.06	102.36	113.76
11	J5	201	CYC	CAD-CBD-CGD	-4.06	102.37	113.76
11	U5	201	CYC	CAD-CBD-CGD	-4.06	102.37	113.76
11	B6	201	CYC	C1B-NB-C4B	-4.06	105.50	110.67
11	J1	201	CYC	CAD-CBD-CGD	-4.06	102.37	113.76
11	H1	201	CYC	CAD-CBD-CGD	-4.06	102.37	113.76
11	J6	201	CYC	C1B-NB-C4B	-4.06	105.50	110.67
11	H2	201	CYC	C1B-NB-C4B	-4.06	105.50	110.67
11	a7	1001	CYC	C2B-C1B-NB	4.06	112.93	106.99
11	O5	201	CYC	CAD-CBD-CGD	-4.06	102.39	113.76
11	13	901	CYC	C2C-C1C-NC	4.06	111.77	108.27
11	S5	201	CYC	CAD-CBD-CGD	-4.05	102.39	113.76
11	T2	201	CYC	C1B-NB-C4B	-4.05	105.51	110.67

Continued on next page...

Continued from previous page...

Mol	Chain	Res	Type	Atoms	Z	Observed(°)	Ideal(°)
11	S1	201	CYC	CAD-CBD-CGD	-4.05	102.40	113.76
11	U6	201	CYC	C1B-NB-C4B	-4.05	105.51	110.67
11	I2	203	CYC	C1B-NB-C4B	-4.05	105.51	110.67
11	H6	201	CYC	C1B-NB-C4B	-4.05	105.51	110.67
11	F7	1001	CYC	C2B-C1B-NB	4.05	112.92	106.99
11	L6	201	CYC	C1B-NB-C4B	-4.05	105.52	110.67
11	W2	201	CYC	C1B-NB-C4B	-4.04	105.52	110.67
11	B7	1001	CYC	C2B-C1B-NB	4.04	112.91	106.99
11	K2	203	CYC	C1B-NB-C4B	-4.04	105.52	110.67
11	F6	201	CYC	C1B-NB-C4B	-4.04	105.53	110.67
11	S2	201	CYC	C1B-NB-C4B	-4.04	105.53	110.67
11	R6	202	CYC	C1B-NB-C4B	-4.03	105.53	110.67
11	Q2	201	CYC	C1B-NB-C4B	-4.03	105.54	110.67
11	Z2	201	CYC	C1B-NB-C4B	-4.03	105.54	110.67
11	X2	203	CYC	C1B-NB-C4B	-4.02	105.55	110.67
11	T7	1001	CYC	C2B-C1B-NB	4.02	112.88	106.99
11	W6	201	CYC	C1B-NB-C4B	-4.02	105.55	110.67
11	O6	201	CYC	C1B-NB-C4B	-4.02	105.55	110.67
11	E2	203	CYC	C1B-NB-C4B	-4.01	105.56	110.67
11	Y6	201	CYC	C1B-NB-C4B	-4.01	105.57	110.67
11	D2	201	CYC	C1B-NB-C4B	-3.99	105.58	110.67
11	C6	203	CYC	C1B-NB-C4B	-3.98	105.60	110.67
11	Q6	201	CYC	C1B-NB-C4B	-3.98	105.60	110.67
11	Q3	1001	CYC	OC-C1C-C2C	-3.97	123.01	126.17
11	C6	201	CYC	C2B-C1B-NB	3.96	112.79	106.99
11	R7	1001	CYC	CHB-C4A-C3A	3.96	135.09	124.90
11	A5	302	CYC	C2B-C1B-NB	3.96	112.78	106.99
11	A1	302	CYC	C2B-C1B-NB	3.95	112.78	106.99
11	K7	1001	CYC	CHB-C4A-C3A	3.95	135.06	124.90
11	B7	1001	CYC	CHB-C4A-C3A	3.95	135.06	124.90
11	F7	1001	CYC	CHB-C4A-C3A	3.95	135.06	124.90
11	I7	1001	CYC	CHB-C4A-C3A	3.95	135.06	124.90
11	P7	1001	CYC	CHB-C4A-C3A	3.95	135.05	124.90
11	I6	201	CYC	C2B-C1B-NB	3.95	112.77	106.99
11	C2	201	CYC	C2B-C1B-NB	3.95	112.77	106.99
11	Y7	1001	CYC	CHB-C4A-C3A	3.95	135.05	124.90
11	T7	1001	CYC	CHB-C4A-C3A	3.94	135.04	124.90
11	I2	201	CYC	C2B-C1B-NB	3.94	112.76	106.99
11	W7	1001	CYC	CHB-C4A-C3A	3.94	135.03	124.90
11	M7	1001	CYC	CHB-C4A-C3A	3.94	135.03	124.90
11	a7	1001	CYC	CHB-C4A-C3A	3.94	135.03	124.90
11	13	901	CYC	C4A-C3A-C2A	-3.93	101.99	106.51

Continued on next page...

Continued from previous page...

Mol	Chain	Res	Type	Atoms	Z	Observed(°)	Ideal(°)
11	D7	1001	CYC	CHB-C4A-C3A	3.93	135.01	124.90
11	P6	201	CYC	C2B-C1B-NB	3.93	112.74	106.99
11	Z6	201	CYC	C2B-C1B-NB	3.93	112.73	106.99
11	M5	201	CYC	C2B-C1B-NB	3.93	112.73	106.99
11	M1	201	CYC	C2B-C1B-NB	3.92	112.73	106.99
11	A6	301	CYC	C2B-C1B-NB	3.92	112.72	106.99
11	M6	201	CYC	C2B-C1B-NB	3.92	112.72	106.99
11	K5	201	CYC	C2B-C1B-NB	3.92	112.72	106.99
11	I1	201	CYC	C2B-C1B-NB	3.91	112.72	106.99
11	X5	201	CYC	C2B-C1B-NB	3.91	112.72	106.99
11	Z2	202	CYC	C2B-C1B-NB	3.91	112.72	106.99
11	X1	201	CYC	C2B-C1B-NB	3.91	112.71	106.99
11	E2	201	CYC	C2B-C1B-NB	3.91	112.71	106.99
11	Z5	201	CYC	C2B-C1B-NB	3.91	112.71	106.99
11	P5	201	CYC	C2B-C1B-NB	3.91	112.71	106.99
11	R5	201	CYC	C2B-C1B-NB	3.91	112.71	106.99
11	P2	201	CYC	C2B-C1B-NB	3.91	112.70	106.99
11	A1	301	CYC	C2B-C1B-NB	3.90	112.70	106.99
11	R1	201	CYC	C2B-C1B-NB	3.90	112.70	106.99
11	A5	301	CYC	C2B-C1B-NB	3.90	112.70	106.99
11	I5	201	CYC	C2B-C1B-NB	3.90	112.70	106.99
11	K6	201	CYC	C2B-C1B-NB	3.90	112.70	106.99
11	G5	201	CYC	C2B-C1B-NB	3.90	112.70	106.99
11	03	901	CYC	C4A-C3A-C2A	-3.90	102.03	106.51
11	P1	201	CYC	C2B-C1B-NB	3.89	112.69	106.99
11	Z1	201	CYC	C2B-C1B-NB	3.89	112.69	106.99
11	K2	201	CYC	C2B-C1B-NB	3.89	112.69	106.99
11	M2	201	CYC	C2B-C1B-NB	3.89	112.69	106.99
11	G1	201	CYC	C2B-C1B-NB	3.89	112.68	106.99
11	K1	201	CYC	C2B-C1B-NB	3.89	112.68	106.99
11	V2	201	CYC	C2B-C1B-NB	3.89	112.68	106.99
11	A2	301	CYC	C2B-C1B-NB	3.89	112.68	106.99
11	N1	301	CYC	C2B-C1B-NB	3.88	112.67	106.99
11	E6	201	CYC	C2B-C1B-NB	3.88	112.67	106.99
11	V1	201	CYC	C2B-C1B-NB	3.88	112.67	106.99
11	N6	301	CYC	C2B-C1B-NB	3.88	112.67	106.99
11	N2	301	CYC	C2B-C1B-NB	3.88	112.67	106.99
11	N6	302	CYC	C2B-C1B-NB	3.88	112.66	106.99
11	N2	302	CYC	C2B-C1B-NB	3.88	112.66	106.99
11	X6	201	CYC	C2B-C1B-NB	3.87	112.66	106.99
11	X2	201	CYC	C2B-C1B-NB	3.87	112.66	106.99
11	V6	201	CYC	C2B-C1B-NB	3.87	112.66	106.99

Continued on next page...

Continued from previous page...

Mol	Chain	Res	Type	Atoms	Z	Observed(°)	Ideal(°)
11	V5	201	CYC	C2B-C1B-NB	3.87	112.65	106.99
11	N5	301	CYC	C2B-C1B-NB	3.86	112.64	106.99
11	T4	201	CYC	CHB-C4A-C3A	3.86	134.83	124.90
11	13	904	CYC	CMA-C3A-C4A	3.86	131.01	125.06
11	c3	1001	CYC	CMA-C3A-C4A	3.86	131.01	125.06
11	Q3	1001	CYC	C1B-NB-C4B	-3.86	105.76	110.67
11	03	902	CYC	CMA-C3A-C4A	3.86	131.00	125.06
11	13	902	CYC	CMA-C3A-C4A	3.86	131.00	125.06
11	U1	202	CYC	OC-C1C-C2C	-3.85	123.11	126.17
11	l3	1001	CYC	CMA-C3A-C4A	3.85	131.00	125.06
11	U5	202	CYC	OC-C1C-C2C	-3.85	123.11	126.17
11	T5	201	CYC	OC-C1C-C2C	-3.85	123.11	126.17
11	M3	201	CYC	CMA-C3A-C4A	3.85	130.99	125.06
11	X4	201	CYC	CHB-C4A-C3A	3.85	134.79	124.90
11	T8	201	CYC	CHB-C4A-C3A	3.85	134.79	124.90
11	x3	1001	CYC	CMA-C3A-C4A	3.85	130.99	125.06
11	A4	301	CYC	CHB-C4A-C3A	3.84	134.78	124.90
11	E4	201	CYC	CHB-C4A-C3A	3.84	134.78	124.90
11	G4	202	CYC	CHB-C4A-C3A	3.84	134.78	124.90
11	j3	1001	CYC	CMA-C3A-C4A	3.84	130.98	125.06
11	A8	301	CYC	CHB-C4A-C3A	3.84	134.77	124.90
11	n3	1001	CYC	CMA-C3A-C4A	3.84	130.97	125.06
11	M8	202	CYC	CHB-C4A-C3A	3.84	134.77	124.90
11	N8	301	CYC	CHB-C4A-C3A	3.84	134.77	124.90
11	X8	201	CYC	CHB-C4A-C3A	3.84	134.76	124.90
11	M4	202	CYC	CHB-C4A-C3A	3.84	134.76	124.90
11	N4	301	CYC	CHB-C4A-C3A	3.83	134.76	124.90
11	O3	1001	CYC	CMA-C3A-C4A	3.83	130.97	125.06
11	p3	1001	CYC	CMA-C3A-C4A	3.83	130.97	125.06
11	D4	201	CYC	C4A-C3A-C2A	-3.83	102.11	106.51
11	Y4	201	CYC	C1B-NB-C4B	-3.83	105.79	110.67
11	V4	201	CYC	CHB-C4A-C3A	3.83	134.76	124.90
11	I8	201	CYC	CHB-C4A-C3A	3.83	134.76	124.90
11	V8	201	CYC	CHB-C4A-C3A	3.83	134.76	124.90
11	E8	201	CYC	CHB-C4A-C3A	3.83	134.75	124.90
11	H3	1001	CYC	CMA-C3A-C4A	3.83	130.96	125.06
11	I4	201	CYC	CHB-C4A-C3A	3.83	134.75	124.90
11	S3	1001	CYC	CMA-C3A-C4A	3.83	130.96	125.06
11	G8	202	CYC	CHB-C4A-C3A	3.83	134.74	124.90
11	G8	201	CYC	C1B-NB-C4B	-3.83	105.80	110.67
11	W3	1001	CYC	CMA-C3A-C4A	3.83	130.96	125.06
11	T1	201	CYC	OC-C1C-C2C	-3.83	123.13	126.17

Continued on next page...

Continued from previous page...

Mol	Chain	Res	Type	Atoms	Z	Observed(°)	Ideal(°)
11	D5	201	CYC	OC-C1C-C2C	-3.83	123.13	126.17
11	r3	1001	CYC	CMA-C3A-C4A	3.83	130.96	125.06
11	P8	201	CYC	CHB-C4A-C3A	3.82	134.74	124.90
11	e3	1001	CYC	CMA-C3A-C4A	3.82	130.95	125.06
11	D8	201	CYC	C1B-NB-C4B	-3.82	105.80	110.67
11	L8	201	CYC	C1B-NB-C4B	-3.82	105.80	110.67
11	M5	202	CYC	OC-C1C-C2C	-3.82	123.13	126.17
11	I4	203	CYC	C4A-C3A-C2A	-3.82	102.12	106.51
11	P4	201	CYC	CHB-C4A-C3A	3.82	134.72	124.90
11	M4	201	CYC	C4A-C3A-C2A	-3.82	102.12	106.51
11	13	903	CYC	CMA-C3A-C4A	3.82	130.94	125.06
11	K8	201	CYC	CHB-C4A-C3A	3.82	134.72	124.90
11	t3	1001	CYC	CMA-C3A-C4A	3.82	130.94	125.06
11	Z4	201	CYC	CHB-C4A-C3A	3.82	134.72	124.90
11	S4	201	CYC	C4A-C3A-C2A	-3.82	102.13	106.51
11	v3	1001	CYC	CMA-C3A-C4A	3.82	130.94	125.06
11	Z8	201	CYC	CHB-C4A-C3A	3.82	134.71	124.90
11	G1	202	CYC	OC-C1C-C2C	-3.82	123.14	126.17
11	Z1	202	CYC	OC-C1C-C2C	-3.82	123.14	126.17
11	U3	1001	CYC	CMA-C3A-C4A	3.82	130.94	125.06
11	z3	1001	CYC	CMA-C3A-C4A	3.82	130.94	125.06
11	Z5	202	CYC	OC-C1C-C2C	-3.81	123.14	126.17
11	L4	201	CYC	C1B-NB-C4B	-3.81	105.81	110.67
11	G8	201	CYC	C4A-C3A-C2A	-3.81	102.13	106.51
11	U8	201	CYC	C1B-NB-C4B	-3.81	105.81	110.67
11	S8	201	CYC	C4A-C3A-C2A	-3.81	102.13	106.51
11	P8	203	CYC	C1B-NB-C4B	-3.81	105.82	110.67
11	K1	202	CYC	OC-C1C-C2C	-3.81	123.14	126.17
11	P1	202	CYC	OC-C1C-C2C	-3.81	123.14	126.17
11	U4	201	CYC	C4A-C3A-C2A	-3.81	102.14	106.51
11	M1	202	CYC	OC-C1C-C2C	-3.81	123.15	126.17
11	I8	203	CYC	C4A-C3A-C2A	-3.81	102.14	106.51
11	W8	201	CYC	C4A-C3A-C2A	-3.81	102.14	106.51
11	P5	202	CYC	OC-C1C-C2C	-3.81	123.15	126.17
11	K4	201	CYC	CHB-C4A-C3A	3.80	134.68	124.90
11	G5	202	CYC	OC-C1C-C2C	-3.80	123.15	126.17
11	J3	201	CYC	CMA-C3A-C4A	3.80	130.92	125.06
11	G4	201	CYC	C1B-NB-C4B	-3.80	105.83	110.67
11	M8	201	CYC	C4A-C3A-C2A	-3.80	102.14	106.51
11	K5	202	CYC	OC-C1C-C2C	-3.80	123.15	126.17
11	W8	201	CYC	C1B-NB-C4B	-3.80	105.83	110.67
11	D4	201	CYC	C1B-NB-C4B	-3.80	105.83	110.67

Continued on next page...

Continued from previous page...

Mol	Chain	Res	Type	Atoms	Z	Observed(°)	Ideal(°)
11	W4	201	CYC	C4A-C3A-C2A	-3.80	102.15	106.51
11	P8	203	CYC	C4A-C3A-C2A	-3.80	102.15	106.51
11	D1	201	CYC	OC-C1C-C2C	-3.80	123.16	126.17
11	D8	201	CYC	C4A-C3A-C2A	-3.79	102.15	106.51
11	Y8	201	CYC	C4A-C3A-C2A	-3.79	102.15	106.51
11	g3	1001	CYC	C1B-NB-C4B	-3.79	105.84	110.67
11	M4	201	CYC	C1B-NB-C4B	-3.79	105.84	110.67
11	I1	202	CYC	OC-C1C-C2C	-3.79	123.16	126.17
11	Y8	201	CYC	C1B-NB-C4B	-3.79	105.84	110.67
11	C5	201	CYC	OC-C1C-C2C	-3.79	123.16	126.17
11	M8	201	CYC	C1B-NB-C4B	-3.79	105.85	110.67
11	O8	201	CYC	C1B-NB-C4B	-3.79	105.85	110.67
11	E4	203	CYC	C4A-C3A-C2A	-3.78	102.16	106.51
11	L4	201	CYC	C4A-C3A-C2A	-3.78	102.16	106.51
11	Y4	201	CYC	C4A-C3A-C2A	-3.78	102.16	106.51
11	U8	201	CYC	C4A-C3A-C2A	-3.78	102.16	106.51
11	I4	203	CYC	C1B-NB-C4B	-3.78	105.85	110.67
11	S4	201	CYC	C1B-NB-C4B	-3.78	105.85	110.67
11	I3	904	CYC	CHA-C1A-NA	-3.78	123.58	128.83
11	W4	201	CYC	C1B-NB-C4B	-3.78	105.85	110.67
11	S8	201	CYC	C1B-NB-C4B	-3.78	105.85	110.67
11	E8	203	CYC	C1B-NB-C4B	-3.78	105.85	110.67
11	I8	203	CYC	C1B-NB-C4B	-3.78	105.85	110.67
11	G4	201	CYC	C4A-C3A-C2A	-3.78	102.17	106.51
11	P4	203	CYC	C4A-C3A-C2A	-3.78	102.17	106.51
11	I5	202	CYC	OC-C1C-C2C	-3.78	123.17	126.17
11	L8	201	CYC	C4A-C3A-C2A	-3.78	102.17	106.51
11	U4	201	CYC	C1B-NB-C4B	-3.78	105.86	110.67
11	P4	203	CYC	C1B-NB-C4B	-3.78	105.86	110.67
11	E8	203	CYC	C4A-C3A-C2A	-3.77	102.18	106.51
11	R1	202	CYC	OC-C1C-C2C	-3.77	123.18	126.17
11	O4	201	CYC	C1B-NB-C4B	-3.76	105.88	110.67
11	C1	201	CYC	OC-C1C-C2C	-3.76	123.18	126.17
11	O4	201	CYC	C4A-C3A-C2A	-3.76	102.19	106.51
11	t3	1001	CYC	CHA-C1A-NA	-3.76	123.61	128.83
11	X1	202	CYC	OC-C1C-C2C	-3.76	123.18	126.17
11	R5	202	CYC	OC-C1C-C2C	-3.76	123.18	126.17
11	O8	201	CYC	C4A-C3A-C2A	-3.76	102.19	106.51
11	U3	1001	CYC	CHA-C1A-NA	-3.76	123.61	128.83
11	p3	1001	CYC	CHA-C1A-NA	-3.76	123.62	128.83
11	Q3	1001	CYC	C1B-C2B-C3B	-3.76	103.95	107.87
11	U4	201	CYC	CBC-CAC-C3C	-3.76	105.10	113.47

Continued on next page...

Continued from previous page...

Mol	Chain	Res	Type	Atoms	Z	Observed(°)	Ideal(°)
11	W3	1001	CYC	CHA-C1A-NA	-3.75	123.62	128.83
11	l3	1001	CYC	CHA-C1A-NA	-3.75	123.62	128.83
11	03	902	CYC	CHA-C1A-NA	-3.75	123.62	128.83
11	e3	1001	CYC	CHA-C1A-NA	-3.75	123.63	128.83
11	r3	1001	CYC	CHA-C1A-NA	-3.75	123.63	128.83
11	X5	202	CYC	OC-C1C-C2C	-3.74	123.20	126.17
11	U8	201	CYC	CBC-CAC-C3C	-3.74	105.13	113.47
11	J3	201	CYC	CHA-C1A-NA	-3.74	123.64	128.83
11	l3	902	CYC	CHA-C1A-NA	-3.74	123.64	128.83
11	H3	1001	CYC	CHA-C1A-NA	-3.74	123.64	128.83
11	l3	902	CYC	C1B-C2B-C3B	-3.74	103.97	107.87
11	x3	1001	CYC	CHA-C1A-NA	-3.74	123.64	128.83
11	E4	203	CYC	C1B-NB-C4B	-3.74	105.91	110.67
11	O4	201	CYC	CBC-CAC-C3C	-3.74	105.15	113.47
11	Y4	201	CYC	CBC-CAC-C3C	-3.74	105.15	113.47
11	M3	201	CYC	CHA-C1A-NA	-3.73	123.65	128.83
11	n3	1001	CYC	CHA-C1A-NA	-3.73	123.65	128.83
11	P8	203	CYC	CBC-CAC-C3C	-3.73	105.15	113.47
11	t3	1001	CYC	C1B-C2B-C3B	-3.73	103.97	107.87
11	S3	1001	CYC	CHA-C1A-NA	-3.73	123.65	128.83
11	L4	201	CYC	CBC-CAC-C3C	-3.73	105.16	113.47
11	S4	201	CYC	CBC-CAC-C3C	-3.73	105.16	113.47
11	l3	903	CYC	CHA-C1A-NA	-3.73	123.65	128.83
11	c3	1001	CYC	CHA-C1A-NA	-3.73	123.65	128.83
11	L8	201	CYC	CBC-CAC-C3C	-3.73	105.16	113.47
11	b3	1001	CYC	OC-C1C-C2C	-3.73	123.21	126.17
11	f3	1001	CYC	OC-C1C-C2C	-3.73	123.21	126.17
11	D4	201	CYC	CBC-CAC-C3C	-3.73	105.17	113.47
11	Y8	201	CYC	CBC-CAC-C3C	-3.73	105.17	113.47
11	u3	1001	CYC	OC-C1C-C2C	-3.73	123.21	126.17
11	S8	201	CYC	CBC-CAC-C3C	-3.73	105.17	113.47
11	O8	201	CYC	CBC-CAC-C3C	-3.72	105.17	113.47
11	M8	201	CYC	CBC-CAC-C3C	-3.72	105.18	113.47
11	M5	201	CYC	CAC-C3C-C2C	-3.72	104.96	114.26
11	W4	201	CYC	CBC-CAC-C3C	-3.72	105.18	113.47
11	X1	201	CYC	CAC-C3C-C2C	-3.72	104.96	114.26
11	D8	201	CYC	CBC-CAC-C3C	-3.72	105.19	113.47
11	W8	201	CYC	CBC-CAC-C3C	-3.72	105.19	113.47
11	I8	203	CYC	CBC-CAC-C3C	-3.72	105.19	113.47
11	X3	1001	CYC	OC-C1C-C2C	-3.72	123.22	126.17
11	I4	203	CYC	CBC-CAC-C3C	-3.72	105.19	113.47
11	P4	203	CYC	CBC-CAC-C3C	-3.72	105.19	113.47

Continued on next page...

Continued from previous page...

Mol	Chain	Res	Type	Atoms	Z	Observed(°)	Ideal(°)
11	v3	1001	CYC	CHA-C1A-NA	-3.72	123.67	128.83
11	I5	201	CYC	CAC-C3C-C2C	-3.72	104.98	114.26
11	E8	203	CYC	CBC-CAC-C3C	-3.72	105.19	113.47
11	M1	201	CYC	CAC-C3C-C2C	-3.71	104.98	114.26
11	X5	201	CYC	CAC-C3C-C2C	-3.71	104.98	114.26
11	G4	201	CYC	CBC-CAC-C3C	-3.71	105.20	113.47
11	z3	1001	CYC	CHA-C1A-NA	-3.71	123.68	128.83
11	O3	1001	CYC	CHA-C1A-NA	-3.71	123.68	128.83
11	j3	1001	CYC	CHA-C1A-NA	-3.71	123.68	128.83
11	M3	201	CYC	C1B-C2B-C3B	-3.71	104.00	107.87
11	E4	203	CYC	CBC-CAC-C3C	-3.71	105.20	113.47
11	r3	1001	CYC	C1B-C2B-C3B	-3.71	104.00	107.87
11	p3	1001	CYC	C1B-C2B-C3B	-3.71	104.00	107.87
11	l3	1001	CYC	C1B-C2B-C3B	-3.71	104.00	107.87
11	R5	201	CYC	CAC-C3C-C2C	-3.71	105.00	114.26
11	G8	201	CYC	CBC-CAC-C3C	-3.71	105.21	113.47
11	R1	201	CYC	CAC-C3C-C2C	-3.71	105.00	114.26
11	V1	201	CYC	CAC-C3C-C2C	-3.71	105.00	114.26
11	Z5	201	CYC	CAC-C3C-C2C	-3.70	105.01	114.26
11	M4	201	CYC	CBC-CAC-C3C	-3.70	105.22	113.47
11	V5	201	CYC	CAC-C3C-C2C	-3.70	105.01	114.26
11	P5	201	CYC	CAC-C3C-C2C	-3.70	105.01	114.26
11	G5	201	CYC	CAC-C3C-C2C	-3.70	105.01	114.26
11	K1	201	CYC	CAC-C3C-C2C	-3.70	105.01	114.26
11	g3	1001	CYC	C1B-C2B-C3B	-3.70	104.01	107.87
11	A1	301	CYC	CAC-C3C-C2C	-3.70	105.02	114.26
11	I1	201	CYC	CAC-C3C-C2C	-3.70	105.02	114.26
11	P1	201	CYC	CAC-C3C-C2C	-3.70	105.02	114.26
11	G1	201	CYC	CAC-C3C-C2C	-3.70	105.02	114.26
11	A5	301	CYC	CAC-C3C-C2C	-3.70	105.02	114.26
11	A1	302	CYC	CAC-C3C-C2C	-3.70	105.02	114.26
11	j3	1001	CYC	C1B-C2B-C3B	-3.70	104.02	107.87
11	N5	301	CYC	CAC-C3C-C2C	-3.69	105.03	114.26
11	Z1	201	CYC	CAC-C3C-C2C	-3.69	105.03	114.26
11	K5	201	CYC	CAC-C3C-C2C	-3.69	105.03	114.26
11	g3	1001	CYC	CHB-C4A-C3A	3.69	134.39	124.90
11	N1	301	CYC	CAC-C3C-C2C	-3.69	105.04	114.26
11	S3	1001	CYC	C1B-C2B-C3B	-3.69	104.02	107.87
11	03	902	CYC	C1B-C2B-C3B	-3.69	104.02	107.87
11	A4	301	CYC	CAD-CBD-CGD	-3.69	103.42	113.76
11	13	903	CYC	C1B-C2B-C3B	-3.69	104.03	107.87
11	w3	1001	CYC	C1B-C2B-C3B	-3.69	104.03	107.87

Continued on next page...

Continued from previous page...

Mol	Chain	Res	Type	Atoms	Z	Observed(°)	Ideal(°)
11	n3	1001	CYC	C1B-C2B-C3B	-3.68	104.03	107.87
11	I3	1001	CYC	OC-C1C-C2C	-3.68	123.25	126.17
11	A5	302	CYC	CAC-C3C-C2C	-3.68	105.07	114.26
11	O3	1001	CYC	C1B-C2B-C3B	-3.68	104.03	107.87
11	Z3	1001	CYC	C1B-C2B-C3B	-3.68	104.03	107.87
11	x3	1001	CYC	C1B-C2B-C3B	-3.68	104.03	107.87
11	H3	1001	CYC	C1B-C2B-C3B	-3.68	104.03	107.87
11	U3	1001	CYC	C1B-C2B-C3B	-3.68	104.03	107.87
11	l3	904	CYC	C1B-C2B-C3B	-3.67	104.04	107.87
11	X3	1001	CYC	C1B-C2B-C3B	-3.67	104.04	107.87
11	Q3	1001	CYC	CHB-C4A-C3A	3.67	134.34	124.90
11	d3	1001	CYC	OC-C1C-C2C	-3.67	123.25	126.17
11	w3	1001	CYC	OC-C1C-C2C	-3.67	123.25	126.17
11	I3	1001	CYC	C1B-C2B-C3B	-3.67	104.04	107.87
11	c3	1001	CYC	C1B-C2B-C3B	-3.67	104.04	107.87
11	M4	202	CYC	CAD-CBD-CGD	-3.67	103.47	113.76
11	N4	301	CYC	CAD-CBD-CGD	-3.67	103.47	113.76
11	q3	1001	CYC	C1B-C2B-C3B	-3.67	104.04	107.87
11	v3	1001	CYC	C1B-C2B-C3B	-3.67	104.05	107.87
11	Z3	1001	CYC	OC-C1C-C2C	-3.66	123.26	126.17
11	y3	1001	CYC	OC-C1C-C2C	-3.66	123.26	126.17
11	A8	301	CYC	CAD-CBD-CGD	-3.66	103.49	113.76
11	N8	301	CYC	CAD-CBD-CGD	-3.66	103.49	113.76
11	T8	201	CYC	CAD-CBD-CGD	-3.66	103.49	113.76
11	K3	1001	CYC	OC-C1C-C2C	-3.66	123.26	126.17
11	G3	1001	CYC	C1B-C2B-C3B	-3.66	104.05	107.87
11	J3	201	CYC	C1B-C2B-C3B	-3.66	104.05	107.87
11	k3	1001	CYC	C1B-C2B-C3B	-3.66	104.05	107.87
11	z3	1001	CYC	C1B-C2B-C3B	-3.66	104.05	107.87
11	P4	201	CYC	CAD-CBD-CGD	-3.66	103.50	113.76
11	N3	1001	CYC	OC-C1C-C2C	-3.66	123.27	126.17
11	M8	202	CYC	CAD-CBD-CGD	-3.66	103.51	113.76
11	V4	201	CYC	CAD-CBD-CGD	-3.66	103.51	113.76
11	V8	201	CYC	CAD-CBD-CGD	-3.66	103.51	113.76
11	e3	1001	CYC	C1B-C2B-C3B	-3.65	104.06	107.87
11	R3	1001	CYC	OC-C1C-C2C	-3.65	123.27	126.17
11	o3	1001	CYC	OC-C1C-C2C	-3.65	123.27	126.17
11	q3	1001	CYC	OC-C1C-C2C	-3.65	123.27	126.17
11	P3	1001	CYC	C1B-C2B-C3B	-3.65	104.06	107.87
11	f3	1001	CYC	C1B-C2B-C3B	-3.65	104.06	107.87
11	E8	201	CYC	CAD-CBD-CGD	-3.65	103.53	113.76
11	T3	1001	CYC	C1B-C2B-C3B	-3.65	104.06	107.87

Continued on next page...

Continued from previous page...

Mol	Chain	Res	Type	Atoms	Z	Observed(°)	Ideal(°)
11	P8	201	CYC	CAD-CBD-CGD	-3.65	103.53	113.76
11	E4	201	CYC	CAD-CBD-CGD	-3.65	103.53	113.76
11	K8	201	CYC	CAD-CBD-CGD	-3.65	103.53	113.76
11	W3	1001	CYC	C1B-C2B-C3B	-3.65	104.06	107.87
11	I4	201	CYC	CAD-CBD-CGD	-3.65	103.54	113.76
11	G4	202	CYC	CAD-CBD-CGD	-3.65	103.54	113.76
11	T4	201	CYC	CAD-CBD-CGD	-3.65	103.54	113.76
11	R3	1001	CYC	C1B-C2B-C3B	-3.65	104.07	107.87
11	I8	201	CYC	CAD-CBD-CGD	-3.65	103.54	113.76
11	K4	201	CYC	CAD-CBD-CGD	-3.64	103.54	113.76
11	i3	1001	CYC	OC-C1C-C2C	-3.64	123.28	126.17
11	G8	202	CYC	CAD-CBD-CGD	-3.64	103.54	113.76
11	Z4	201	CYC	CAD-CBD-CGD	-3.64	103.56	113.76
11	N3	1001	CYC	C1B-C2B-C3B	-3.64	104.07	107.87
11	b3	1001	CYC	C1B-C2B-C3B	-3.64	104.07	107.87
11	s3	1001	CYC	C1B-C2B-C3B	-3.64	104.07	107.87
11	G3	1001	CYC	OC-C1C-C2C	-3.64	123.28	126.17
11	X4	201	CYC	CAD-CBD-CGD	-3.64	103.56	113.76
11	d3	1001	CYC	C1B-C2B-C3B	-3.64	104.08	107.87
11	k3	1001	CYC	OC-C1C-C2C	-3.64	123.28	126.17
11	O7	1001	CYC	CBD-CAD-C3D	-3.63	106.42	112.62
11	X8	201	CYC	CAD-CBD-CGD	-3.63	103.57	113.76
11	Z8	201	CYC	CAD-CBD-CGD	-3.63	103.57	113.76
11	o3	1001	CYC	C1B-C2B-C3B	-3.63	104.08	107.87
11	y3	1001	CYC	C1B-C2B-C3B	-3.63	104.08	107.87
11	i3	1001	CYC	C1B-C2B-C3B	-3.63	104.08	107.87
11	s3	1001	CYC	OC-C1C-C2C	-3.63	123.29	126.17
11	u3	1001	CYC	C1B-C2B-C3B	-3.63	104.09	107.87
11	E7	1001	CYC	CBD-CAD-C3D	-3.62	106.44	112.62
11	V5	201	CYC	OB-C4B-C3B	-3.62	124.12	128.04
11	H7	1001	CYC	CHB-C4A-C3A	3.61	134.19	124.90
11	Z7	1001	CYC	CBD-CAD-C3D	-3.61	106.45	112.62
11	L7	1001	CYC	CHB-C4A-C3A	3.61	134.19	124.90
11	H7	1001	CYC	CBD-CAD-C3D	-3.61	106.46	112.62
11	V7	1001	CYC	CBD-CAD-C3D	-3.61	106.46	112.62
11	K3	1001	CYC	C1B-C2B-C3B	-3.61	104.11	107.87
11	G5	201	CYC	OB-C4B-C3B	-3.61	124.12	128.04
11	C7	1001	CYC	CBD-CAD-C3D	-3.61	106.46	112.62
11	Q7	1001	CYC	CBD-CAD-C3D	-3.61	106.46	112.62
11	A7	1001	CYC	CBD-CAD-C3D	-3.61	106.46	112.62
11	J7	1001	CYC	CBD-CAD-C3D	-3.61	106.46	112.62
11	T3	1001	CYC	OC-C1C-C2C	-3.61	123.31	126.17

Continued on next page...

Continued from previous page...

Mol	Chain	Res	Type	Atoms	Z	Observed(°)	Ideal(°)
11	L7	1001	CYC	CBD-CAD-C3D	-3.61	106.47	112.62
11	V1	201	CYC	OB-C4B-C3B	-3.61	124.13	128.04
11	P3	1001	CYC	OC-C1C-C2C	-3.60	123.31	126.17
11	J6	201	CYC	OC-C1C-C2C	-3.60	123.31	126.17
11	O7	1001	CYC	CHB-C4A-C3A	3.60	134.16	124.90
11	I3	901	CYC	CHB-C1B-C2B	-3.60	119.81	126.95
11	Q7	1001	CYC	CHB-C4A-C3A	3.60	134.15	124.90
11	X7	1001	CYC	CBD-CAD-C3D	-3.60	106.48	112.62
11	S7	1001	CYC	CBD-CAD-C3D	-3.60	106.48	112.62
11	C7	1001	CYC	CHB-C4A-C3A	3.59	134.14	124.90
11	A7	1001	CYC	CHB-C4A-C3A	3.59	134.14	124.90
11	V7	1001	CYC	CHB-C4A-C3A	3.59	134.14	124.90
11	O3	901	CYC	CHB-C1B-C2B	-3.59	119.83	126.95
11	X7	1001	CYC	CHB-C4A-C3A	3.59	134.13	124.90
11	Q2	201	CYC	OC-C1C-C2C	-3.59	123.32	126.17
11	Z7	1001	CYC	CHB-C4A-C3A	3.59	134.12	124.90
11	S7	1001	CYC	CHB-C4A-C3A	3.58	134.11	124.90
11	J7	1001	CYC	CHB-C4A-C3A	3.58	134.10	124.90
11	Y6	201	CYC	OC-C1C-C2C	-3.58	123.33	126.17
11	K7	1001	CYC	CBC-CAC-C3C	-3.57	105.51	113.47
11	E7	1001	CYC	CHB-C4A-C3A	3.57	134.09	124.90
11	M1	201	CYC	OB-C4B-C3B	-3.57	124.16	128.04
11	P1	201	CYC	OB-C4B-C3B	-3.57	124.17	128.04
11	O6	201	CYC	OC-C1C-C2C	-3.57	123.33	126.17
11	Z1	201	CYC	OB-C4B-C3B	-3.57	124.17	128.04
11	I2	203	CYC	OC-C1C-C2C	-3.57	123.34	126.17
11	X1	201	CYC	OB-C4B-C3B	-3.57	124.17	128.04
11	N5	301	CYC	OB-C4B-C3B	-3.56	124.17	128.04
11	R1	201	CYC	OB-C4B-C3B	-3.56	124.18	128.04
11	A5	302	CYC	OB-C4B-C3B	-3.56	124.18	128.04
11	M5	201	CYC	OB-C4B-C3B	-3.56	124.18	128.04
11	a7	1001	CYC	CBC-CAC-C3C	-3.56	105.54	113.47
11	Q6	201	CYC	OC-C1C-C2C	-3.56	123.34	126.17
11	A1	302	CYC	OB-C4B-C3B	-3.56	124.18	128.04
11	R5	201	CYC	OB-C4B-C3B	-3.56	124.18	128.04
11	H3	1001	CYC	OC-C1C-C2C	-3.56	123.34	126.17
11	Q3	1001	CYC	C2C-C1C-NC	3.56	111.34	108.27
11	Z5	201	CYC	OB-C4B-C3B	-3.55	124.18	128.04
11	G1	201	CYC	OB-C4B-C3B	-3.55	124.18	128.04
11	F7	1001	CYC	CBC-CAC-C3C	-3.55	105.56	113.47
11	B7	1001	CYC	CBC-CAC-C3C	-3.55	105.56	113.47
11	P7	1001	CYC	CBC-CAC-C3C	-3.55	105.56	113.47

Continued on next page...

Continued from previous page...

Mol	Chain	Res	Type	Atoms	Z	Observed(°)	Ideal(°)
11	Q3	1001	CYC	CMB-C2B-C1B	3.55	128.60	124.17
11	P5	201	CYC	OB-C4B-C3B	-3.55	124.19	128.04
11	E2	203	CYC	OC-C1C-C2C	-3.55	123.35	126.17
11	I7	1001	CYC	CBC-CAC-C3C	-3.54	105.58	113.47
11	M3	201	CYC	OC-C1C-C2C	-3.54	123.36	126.17
11	D7	1001	CYC	CBC-CAC-C3C	-3.54	105.58	113.47
11	U3	1001	CYC	OC-C1C-C2C	-3.54	123.36	126.17
11	N1	301	CYC	OB-C4B-C3B	-3.54	124.20	128.04
11	C6	203	CYC	OC-C1C-C2C	-3.54	123.36	126.17
11	L7	1001	CYC	C2B-C1B-NB	3.54	112.17	106.99
11	f3	1001	CYC	C2C-C1C-NC	3.53	111.32	108.27
11	M7	1001	CYC	C2C-C1C-NC	-3.53	105.23	108.27
11	W7	1001	CYC	CBC-CAC-C3C	-3.53	105.60	113.47
11	K3	1001	CYC	C2C-C1C-NC	3.53	111.32	108.27
11	M7	1001	CYC	CBC-CAC-C3C	-3.53	105.60	113.47
11	K1	201	CYC	OB-C4B-C3B	-3.53	124.21	128.04
11	K5	201	CYC	OB-C4B-C3B	-3.53	124.21	128.04
11	I1	201	CYC	OB-C4B-C3B	-3.53	124.21	128.04
11	H2	201	CYC	OC-C1C-C2C	-3.53	123.37	126.17
11	H6	201	CYC	OC-C1C-C2C	-3.53	123.37	126.17
11	R7	1001	CYC	CBC-CAC-C3C	-3.53	105.61	113.47
11	U6	201	CYC	OC-C1C-C2C	-3.53	123.37	126.17
11	N6	302	CYC	C4A-C3A-C2A	-3.53	102.46	106.51
11	Y7	1001	CYC	CBC-CAC-C3C	-3.53	105.61	113.47
11	l3	904	CYC	OC-C1C-C2C	-3.53	123.37	126.17
11	b3	1001	CYC	C2C-C1C-NC	3.53	111.31	108.27
11	D7	1001	CYC	C2C-C1C-NC	-3.53	105.23	108.27
11	K2	203	CYC	OC-C1C-C2C	-3.53	123.37	126.17
11	d3	1001	CYC	C2C-C1C-NC	3.53	111.31	108.27
11	g3	1001	CYC	C2C-C1C-NC	3.53	111.31	108.27
11	W7	1001	CYC	C2C-C1C-NC	-3.53	105.23	108.27
11	T7	1001	CYC	CBC-CAC-C3C	-3.52	105.62	113.47
11	T2	201	CYC	OC-C1C-C2C	-3.52	123.37	126.17
11	X5	201	CYC	OB-C4B-C3B	-3.52	124.22	128.04
11	y3	1001	CYC	C2C-C1C-NC	3.52	111.31	108.27
11	X2	203	CYC	OC-C1C-C2C	-3.52	123.37	126.17
11	l3	903	CYC	OC-C1C-C2C	-3.52	123.37	126.17
11	L6	201	CYC	OC-C1C-C2C	-3.52	123.37	126.17
11	A1	301	CYC	OB-C4B-C3B	-3.52	124.22	128.04
11	N3	1001	CYC	C2C-C1C-NC	3.52	111.31	108.27
11	w3	1001	CYC	C2C-C1C-NC	3.52	111.31	108.27
11	W2	201	CYC	OC-C1C-C2C	-3.52	123.38	126.17

Continued on next page...

Continued from previous page...

Mol	Chain	Res	Type	Atoms	Z	Observed(°)	Ideal(°)
11	A7	1001	CYC	C2B-C1B-NB	3.52	112.14	106.99
11	R6	202	CYC	OC-C1C-C2C	-3.52	123.38	126.17
11	Z2	201	CYC	OC-C1C-C2C	-3.52	123.38	126.17
11	13	902	CYC	OC-C1C-C2C	-3.52	123.38	126.17
11	X3	1001	CYC	C2C-C1C-NC	3.51	111.30	108.27
11	C7	1001	CYC	C2B-C1B-NB	3.51	112.13	106.99
11	O3	1001	CYC	OC-C1C-C2C	-3.51	123.38	126.17
11	S3	1001	CYC	OC-C1C-C2C	-3.51	123.38	126.17
11	B6	201	CYC	OC-C1C-C2C	-3.51	123.38	126.17
11	F6	201	CYC	OC-C1C-C2C	-3.51	123.38	126.17
11	u3	1001	CYC	C2C-C1C-NC	3.51	111.30	108.27
11	13	901	CYC	C1B-C2B-C3B	-3.51	104.21	107.87
11	03	902	CYC	OC-C1C-C2C	-3.51	123.38	126.17
11	V7	1001	CYC	C2B-C1B-NB	3.51	112.12	106.99
11	D4	201	CYC	OB-C4B-NB	-3.51	116.92	125.08
11	E6	201	CYC	C4A-C3A-C2A	-3.51	102.48	106.51
11	Y4	201	CYC	OB-C4B-NB	-3.51	116.93	125.08
11	S7	1001	CYC	C2B-C1B-NB	3.51	112.12	106.99
11	g3	1001	CYC	CMB-C2B-C1B	3.51	128.54	124.17
11	L8	201	CYC	OB-C4B-NB	-3.51	116.93	125.08
11	N2	302	CYC	C4A-C3A-C2A	-3.50	102.48	106.51
11	Z7	1001	CYC	C2B-C1B-NB	3.50	112.12	106.99
11	P6	201	CYC	C4A-C3A-C2A	-3.50	102.48	106.51
11	o3	1001	CYC	C2C-C1C-NC	3.50	111.29	108.27
11	W8	201	CYC	OB-C4B-NB	-3.50	116.94	125.08
11	R3	1001	CYC	C2C-C1C-NC	3.50	111.29	108.27
11	A5	301	CYC	OB-C4B-C3B	-3.50	124.24	128.04
11	O8	201	CYC	OB-C4B-NB	-3.50	116.94	125.08
11	v3	1001	CYC	OC-C1C-C2C	-3.50	123.39	126.17
11	z3	1001	CYC	OC-C1C-C2C	-3.50	123.39	126.17
11	O7	1001	CYC	C2B-C1B-NB	3.50	112.11	106.99
11	S4	201	CYC	OB-C4B-NB	-3.50	116.94	125.08
11	E7	1001	CYC	C2B-C1B-NB	3.50	112.11	106.99
11	Q7	1001	CYC	C2B-C1B-NB	3.50	112.11	106.99
11	j3	1001	CYC	OC-C1C-C2C	-3.50	123.39	126.17
11	S8	201	CYC	OB-C4B-NB	-3.50	116.95	125.08
11	K7	1001	CYC	C2C-C1C-NC	-3.50	105.26	108.27
11	I5	201	CYC	OB-C4B-C3B	-3.49	124.25	128.04
11	I4	203	CYC	OB-C4B-NB	-3.49	116.95	125.08
11	P8	203	CYC	OB-C4B-NB	-3.49	116.95	125.08
11	m3	201	CYC	C4A-C3A-C2A	-3.49	102.50	106.51
11	e3	1001	CYC	OC-C1C-C2C	-3.49	123.39	126.17

Continued on next page...

Continued from previous page...

Mol	Chain	Res	Type	Atoms	Z	Observed(°)	Ideal(°)
11	L4	201	CYC	OB-C4B-NB	-3.49	116.96	125.08
11	U8	201	CYC	OB-C4B-NB	-3.49	116.96	125.08
11	A2	301	CYC	C4A-C3A-C2A	-3.49	102.50	106.51
11	O4	201	CYC	OB-C4B-NB	-3.49	116.96	125.08
11	D8	201	CYC	OB-C4B-NB	-3.49	116.96	125.08
11	I3	1001	CYC	C2C-C1C-NC	3.49	111.28	108.27
11	G3	1001	CYC	C2C-C1C-NC	3.49	111.28	108.27
11	W4	201	CYC	OB-C4B-NB	-3.49	116.97	125.08
11	G8	201	CYC	OB-C4B-NB	-3.49	116.97	125.08
11	B2	201	CYC	OC-C1C-C2C	-3.49	123.40	126.17
11	J7	1001	CYC	C2B-C1B-NB	3.49	112.10	106.99
11	P2	201	CYC	C4A-C3A-C2A	-3.49	102.50	106.51
11	D2	201	CYC	OC-C1C-C2C	-3.49	123.40	126.17
11	t3	1001	CYC	OC-C1C-C2C	-3.49	123.40	126.17
11	F7	1001	CYC	C2C-C1C-NC	-3.49	105.27	108.27
11	I8	203	CYC	OB-C4B-NB	-3.49	116.97	125.08
11	P4	203	CYC	OB-C4B-NB	-3.49	116.97	125.08
11	x3	1001	CYC	OC-C1C-C2C	-3.49	123.40	126.17
11	s3	1001	CYC	C2C-C1C-NC	3.48	111.28	108.27
11	I2	201	CYC	C4A-C3A-C2A	-3.48	102.51	106.51
11	G4	201	CYC	OB-C4B-NB	-3.48	116.98	125.08
11	X7	1001	CYC	C2B-C1B-NB	3.48	112.09	106.99
11	P5	201	CYC	C1B-C2B-C3B	-3.48	104.24	107.87
11	U4	201	CYC	OB-C4B-NB	-3.48	116.99	125.08
11	03	901	CYC	C1B-C2B-C3B	-3.48	104.24	107.87
11	P3	1001	CYC	C2C-C1C-NC	3.48	111.27	108.27
11	q3	1001	CYC	C2C-C1C-NC	3.48	111.27	108.27
11	M4	201	CYC	OB-C4B-NB	-3.48	116.99	125.08
11	A6	301	CYC	C4A-C3A-C2A	-3.48	102.51	106.51
11	T3	1001	CYC	C2C-C1C-NC	3.48	111.27	108.27
11	Y7	1001	CYC	C2C-C1C-NC	-3.48	105.27	108.27
11	p3	1001	CYC	OC-C1C-C2C	-3.48	123.41	126.17
11	E8	203	CYC	OB-C4B-NB	-3.48	116.99	125.08
11	Y8	201	CYC	OB-C4B-NB	-3.48	116.99	125.08
11	V6	201	CYC	C4A-C3A-C2A	-3.48	102.52	106.51
11	W6	201	CYC	OC-C1C-C2C	-3.48	123.41	126.17
11	E2	201	CYC	C4A-C3A-C2A	-3.48	102.52	106.51
11	V3	201	CYC	C4A-C3A-C2A	-3.48	102.52	106.51
11	P7	1001	CYC	C2C-C1C-NC	-3.48	105.28	108.27
11	R7	1001	CYC	C2C-C1C-NC	-3.48	105.28	108.27
11	S2	201	CYC	OC-C1C-C2C	-3.48	123.41	126.17
11	T7	1001	CYC	C2C-C1C-NC	-3.48	105.28	108.27

Continued on next page...

Continued from previous page...

Mol	Chain	Res	Type	Atoms	Z	Observed(°)	Ideal(°)
11	l3	1001	CYC	OC-C1C-C2C	-3.47	123.41	126.17
11	H7	1001	CYC	C2B-C1B-NB	3.47	112.07	106.99
11	M5	201	CYC	C1B-C2B-C3B	-3.47	104.25	107.87
11	M8	201	CYC	OB-C4B-NB	-3.47	117.01	125.08
11	I7	1001	CYC	C2C-C1C-NC	-3.47	105.28	108.27
11	Z6	201	CYC	C4A-C3A-C2A	-3.47	102.53	106.51
11	K2	201	CYC	C4A-C3A-C2A	-3.47	102.53	106.51
11	M1	201	CYC	C1B-C2B-C3B	-3.47	104.25	107.87
11	Z3	1001	CYC	C2C-C1C-NC	3.46	111.26	108.27
11	Z2	202	CYC	C4A-C3A-C2A	-3.46	102.53	106.51
11	a7	1001	CYC	C2C-C1C-NC	-3.46	105.29	108.27
11	I1	201	CYC	C1B-C2B-C3B	-3.46	104.26	107.87
11	I6	201	CYC	C4A-C3A-C2A	-3.46	102.53	106.51
11	P1	201	CYC	C1B-C2B-C3B	-3.46	104.26	107.87
11	K6	201	CYC	C4A-C3A-C2A	-3.46	102.54	106.51
11	J3	201	CYC	OC-C1C-C2C	-3.46	123.42	126.17
11	r3	1001	CYC	OC-C1C-C2C	-3.46	123.42	126.17
11	n3	1001	CYC	OC-C1C-C2C	-3.46	123.42	126.17
11	k3	1001	CYC	C2C-C1C-NC	3.46	111.25	108.27
11	V2	201	CYC	C4A-C3A-C2A	-3.45	102.54	106.51
11	B7	1001	CYC	C2C-C1C-NC	-3.45	105.30	108.27
11	N6	301	CYC	C4A-C3A-C2A	-3.45	102.54	106.51
11	E4	203	CYC	OB-C4B-NB	-3.45	117.06	125.08
11	X2	201	CYC	C4A-C3A-C2A	-3.45	102.55	106.51
11	W7	1001	CYC	OC-C1C-NC	3.44	129.11	124.94
11	C2	201	CYC	C4A-C3A-C2A	-3.44	102.55	106.51
11	C6	201	CYC	C4A-C3A-C2A	-3.44	102.55	106.51
11	I5	201	CYC	C1B-C2B-C3B	-3.44	104.28	107.87
11	i3	1001	CYC	C2C-C1C-NC	3.44	111.24	108.27
11	A1	302	CYC	C1B-C2B-C3B	-3.44	104.28	107.87
11	I3	1001	CYC	C4A-C3A-C2A	-3.44	102.56	106.51
11	N2	301	CYC	C4A-C3A-C2A	-3.44	102.56	106.51
11	Q3	1001	CYC	C4A-C3A-C2A	-3.44	102.56	106.51
11	M7	1001	CYC	OC-C1C-NC	3.44	129.11	124.94
11	A5	301	CYC	C1B-C2B-C3B	-3.44	104.28	107.87
11	W3	1001	CYC	OC-C1C-C2C	-3.44	123.44	126.17
11	X5	201	CYC	C1B-C2B-C3B	-3.44	104.28	107.87
11	M2	201	CYC	C4A-C3A-C2A	-3.43	102.56	106.51
11	X6	201	CYC	C4A-C3A-C2A	-3.43	102.56	106.51
11	A5	302	CYC	C1B-C2B-C3B	-3.43	104.29	107.87
11	G5	201	CYC	C1B-C2B-C3B	-3.43	104.29	107.87
11	P7	1001	CYC	OC-C1C-NC	3.43	129.10	124.94

Continued on next page...

Continued from previous page...

Mol	Chain	Res	Type	Atoms	Z	Observed(°)	Ideal(°)
11	g3	1001	CYC	C4A-C3A-C2A	-3.43	102.57	106.51
11	X1	201	CYC	C1B-C2B-C3B	-3.43	104.29	107.87
11	c3	1001	CYC	OC-C1C-C2C	-3.43	123.45	126.17
11	P3	1001	CYC	C4A-C3A-C2A	-3.43	102.58	106.51
11	A1	301	CYC	C1B-C2B-C3B	-3.42	104.30	107.87
11	T7	1001	CYC	OC-C1C-NC	3.42	129.08	124.94
11	G1	201	CYC	C1B-C2B-C3B	-3.42	104.30	107.87
11	Z5	201	CYC	C1B-C2B-C3B	-3.42	104.31	107.87
11	M6	201	CYC	C4A-C3A-C2A	-3.42	102.59	106.51
11	R7	1001	CYC	OC-C1C-NC	3.41	129.08	124.94
11	X3	1001	CYC	C4A-C3A-C2A	-3.41	102.59	106.51
11	i3	1001	CYC	C4A-C3A-C2A	-3.41	102.59	106.51
11	K7	1001	CYC	OC-C1C-NC	3.41	129.07	124.94
11	G5	202	CYC	C3A-C4A-NA	3.41	117.81	110.53
11	D7	1001	CYC	OC-C1C-NC	3.41	129.07	124.94
11	G3	1001	CYC	C4A-C3A-C2A	-3.41	102.59	106.51
11	K1	201	CYC	C1B-C2B-C3B	-3.41	104.31	107.87
11	K5	202	CYC	C3A-C4A-NA	3.41	117.80	110.53
11	w3	1001	CYC	C4A-C3A-C2A	-3.41	102.60	106.51
11	K1	202	CYC	C3A-C4A-NA	3.41	117.80	110.53
11	X1	202	CYC	C3A-C4A-NA	3.40	117.80	110.53
11	d3	1001	CYC	C4A-C3A-C2A	-3.40	102.60	106.51
11	k3	1001	CYC	C4A-C3A-C2A	-3.40	102.60	106.51
11	K3	1001	CYC	C4A-C3A-C2A	-3.40	102.60	106.51
11	R1	201	CYC	C1B-C2B-C3B	-3.40	104.32	107.87
11	K5	201	CYC	C1B-C2B-C3B	-3.40	104.32	107.87
11	s3	1001	CYC	C4A-C3A-C2A	-3.40	102.61	106.51
11	G1	202	CYC	C3A-C4A-NA	3.40	117.78	110.53
11	O3	1001	CYC	C4A-C3A-C2A	-3.40	102.61	106.51
11	u3	1001	CYC	C4A-C3A-C2A	-3.40	102.61	106.51
11	y3	1001	CYC	C4A-C3A-C2A	-3.40	102.61	106.51
11	Z1	201	CYC	C1B-C2B-C3B	-3.39	104.33	107.87
11	R5	202	CYC	C3A-C4A-NA	3.39	117.77	110.53
11	L7	1001	CYC	C1A-C2A-C3A	-3.39	103.03	106.78
11	M4	202	CYC	CMB-C2B-C1B	3.39	128.40	124.17
11	f3	1001	CYC	C4A-C3A-C2A	-3.39	102.61	106.51
11	C5	201	CYC	C3A-C4A-NA	3.39	117.77	110.53
11	R3	1001	CYC	C4A-C3A-C2A	-3.39	102.61	106.51
11	I7	1001	CYC	OC-C1C-NC	3.39	129.05	124.94
11	R1	202	CYC	C3A-C4A-NA	3.39	117.76	110.53
11	U5	202	CYC	C3A-C4A-NA	3.39	117.76	110.53
11	T5	201	CYC	C3A-C4A-NA	3.39	117.76	110.53

Continued on next page...

Continued from previous page...

Mol	Chain	Res	Type	Atoms	Z	Observed(°)	Ideal(°)
11	M3	201	CYC	C4A-C3A-C2A	-3.39	102.62	106.51
11	T3	1001	CYC	C4A-C3A-C2A	-3.39	102.62	106.51
11	U1	202	CYC	C3A-C4A-NA	3.39	117.76	110.53
11	l3	1001	CYC	C4A-C3A-C2A	-3.39	102.62	106.51
11	C1	201	CYC	C3A-C4A-NA	3.38	117.75	110.53
11	I1	202	CYC	C3A-C4A-NA	3.38	117.75	110.53
11	P5	202	CYC	C3A-C4A-NA	3.38	117.75	110.53
11	X5	202	CYC	C3A-C4A-NA	3.38	117.75	110.53
11	F7	1001	CYC	OC-C1C-NC	3.38	129.04	124.94
11	m3	201	CYC	C2C-C1C-NC	3.38	111.19	108.27
11	P1	202	CYC	C3A-C4A-NA	3.38	117.75	110.53
11	M2	201	CYC	C1A-C2A-C3A	-3.38	103.04	106.78
11	Y7	1001	CYC	OC-C1C-NC	3.38	129.04	124.94
11	b3	1001	CYC	C4A-C3A-C2A	-3.38	102.63	106.51
11	p3	1001	CYC	C4A-C3A-C2A	-3.38	102.63	106.51
11	V1	201	CYC	C1B-C2B-C3B	-3.38	104.34	107.87
11	T1	201	CYC	C3A-C4A-NA	3.38	117.74	110.53
11	03	902	CYC	C4A-C3A-C2A	-3.38	102.63	106.51
11	I5	202	CYC	C3A-C4A-NA	3.38	117.74	110.53
11	l3	903	CYC	C4A-C3A-C2A	-3.38	102.63	106.51
11	e3	1001	CYC	C4A-C3A-C2A	-3.38	102.63	106.51
11	K4	201	CYC	CMB-C2B-C1B	3.38	128.38	124.17
11	q3	1001	CYC	C4A-C3A-C2A	-3.38	102.63	106.51
11	D1	201	CYC	C3A-C4A-NA	3.38	117.73	110.53
11	I6	201	CYC	C1A-C2A-C3A	-3.38	103.05	106.78
11	a7	1001	CYC	OC-C1C-NC	3.37	129.03	124.94
11	M5	202	CYC	C3A-C4A-NA	3.37	117.73	110.53
11	G4	202	CYC	CMB-C2B-C1B	3.37	128.38	124.17
11	Z4	201	CYC	CMB-C2B-C1B	3.37	128.38	124.17
11	j3	1001	CYC	C4A-C3A-C2A	-3.37	102.63	106.51
11	B7	1001	CYC	OC-C1C-NC	3.37	129.03	124.94
11	M6	201	CYC	C1A-C2A-C3A	-3.37	103.05	106.78
11	R5	201	CYC	C1B-C2B-C3B	-3.37	104.35	107.87
11	l3	902	CYC	C4A-C3A-C2A	-3.37	102.64	106.51
11	H3	1001	CYC	C4A-C3A-C2A	-3.37	102.64	106.51
11	Z7	1001	CYC	C1A-C2A-C3A	-3.37	103.05	106.78
11	T4	201	CYC	CMB-C2B-C1B	3.37	128.38	124.17
11	A5	302	CYC	CMB-C2B-C1B	3.37	128.38	124.17
11	P5	201	CYC	CMB-C2B-C1B	3.37	128.38	124.17
11	Z1	202	CYC	C3A-C4A-NA	3.37	117.72	110.53
11	Z5	202	CYC	C3A-C4A-NA	3.37	117.72	110.53
11	M1	202	CYC	C3A-C4A-NA	3.37	117.72	110.53

Continued on next page...

Continued from previous page...

Mol	Chain	Res	Type	Atoms	Z	Observed(°)	Ideal(°)
11	c3	1001	CYC	C4A-C3A-C2A	-3.37	102.64	106.51
11	A6	301	CYC	C1A-C2A-C3A	-3.37	103.06	106.78
11	t3	1001	CYC	C4A-C3A-C2A	-3.37	102.64	106.51
11	A1	302	CYC	CMB-C2B-C1B	3.37	128.37	124.17
11	X6	201	CYC	C1A-C2A-C3A	-3.37	103.06	106.78
11	Z3	1001	CYC	C4A-C3A-C2A	-3.37	102.64	106.51
11	D5	201	CYC	C3A-C4A-NA	3.36	117.71	110.53
11	V6	201	CYC	C1A-C2A-C3A	-3.36	103.06	106.78
11	Q5	201	CYC	C2B-C1B-NB	3.36	111.91	106.99
11	V3	201	CYC	C2C-C1C-NC	3.36	111.17	108.27
11	I8	201	CYC	CMB-C2B-C1B	3.36	128.36	124.17
11	M8	202	CYC	CMB-C2B-C1B	3.36	128.36	124.17
11	r3	1001	CYC	C4A-C3A-C2A	-3.36	102.65	106.51
11	T8	201	CYC	CMB-C2B-C1B	3.36	128.36	124.17
11	x3	1001	CYC	C4A-C3A-C2A	-3.36	102.65	106.51
11	N1	301	CYC	C1B-C2B-C3B	-3.36	104.37	107.87
11	V5	202	CYC	C2B-C1B-NB	3.36	111.90	106.99
11	F5	201	CYC	C2B-C1B-NB	3.36	111.90	106.99
11	N3	1001	CYC	C4A-C3A-C2A	-3.35	102.66	106.51
11	Q7	1001	CYC	C1A-C2A-C3A	-3.35	103.07	106.78
11	G8	202	CYC	CMB-C2B-C1B	3.35	128.35	124.17
11	o3	1001	CYC	C4A-C3A-C2A	-3.35	102.66	106.51
11	A2	301	CYC	C1A-C2A-C3A	-3.35	103.07	106.78
11	l3	904	CYC	C4A-C3A-C2A	-3.35	102.66	106.51
11	Z5	201	CYC	CMB-C2B-C1B	3.35	128.35	124.17
11	K2	201	CYC	C1A-C2A-C3A	-3.35	103.08	106.78
11	V2	201	CYC	C1A-C2A-C3A	-3.35	103.08	106.78
11	J3	201	CYC	C4A-C3A-C2A	-3.35	102.66	106.51
11	F1	201	CYC	C2B-C1B-NB	3.35	111.89	106.99
11	X7	1001	CYC	C1A-C2A-C3A	-3.35	103.08	106.78
11	Z8	201	CYC	CMB-C2B-C1B	3.35	128.35	124.17
11	X2	201	CYC	C1A-C2A-C3A	-3.35	103.08	106.78
11	K6	201	CYC	C1A-C2A-C3A	-3.35	103.08	106.78
11	n3	1001	CYC	C4A-C3A-C2A	-3.35	102.67	106.51
11	V1	202	CYC	C2B-C1B-NB	3.35	111.89	106.99
11	M1	201	CYC	CMB-C2B-C1B	3.35	128.34	124.17
11	A5	301	CYC	CMB-C2B-C1B	3.35	128.34	124.17
11	V5	201	CYC	C1B-C2B-C3B	-3.35	104.38	107.87
11	M5	201	CYC	CMB-C2B-C1B	3.34	128.34	124.17
11	I2	201	CYC	C1A-C2A-C3A	-3.34	103.08	106.78
11	P1	201	CYC	CMB-C2B-C1B	3.34	128.34	124.17
11	Z2	202	CYC	C1A-C2A-C3A	-3.34	103.08	106.78

Continued on next page...

Continued from previous page...

Mol	Chain	Res	Type	Atoms	Z	Observed(°)	Ideal(°)
11	H7	1001	CYC	C1A-C2A-C3A	-3.34	103.08	106.78
11	X1	203	CYC	C2B-C1B-NB	3.34	111.88	106.99
11	A1	301	CYC	CMB-C2B-C1B	3.34	128.34	124.17
11	E2	201	CYC	C1A-C2A-C3A	-3.34	103.09	106.78
11	N5	301	CYC	C1B-C2B-C3B	-3.34	104.39	107.87
11	C1	202	CYC	C2B-C1B-NB	3.34	111.87	106.99
11	A8	301	CYC	CMB-C2B-C1B	3.34	128.33	124.17
11	P2	201	CYC	C1A-C2A-C3A	-3.34	103.09	106.78
11	E7	1001	CYC	C1A-C2A-C3A	-3.33	103.09	106.78
11	Z1	201	CYC	CMB-C2B-C1B	3.33	128.33	124.17
11	K5	201	CYC	CMB-C2B-C1B	3.33	128.33	124.17
11	K8	201	CYC	CMB-C2B-C1B	3.33	128.33	124.17
11	z3	1001	CYC	C4A-C3A-C2A	-3.33	102.68	106.51
11	N8	301	CYC	CMB-C2B-C1B	3.33	128.32	124.17
11	J7	1001	CYC	C1A-C2A-C3A	-3.33	103.10	106.78
11	Q1	201	CYC	C2B-C1B-NB	3.33	111.86	106.99
11	C2	201	CYC	C1A-C2A-C3A	-3.33	103.10	106.78
11	J1	201	CYC	C2B-C1B-NB	3.33	111.86	106.99
11	R6	202	CYC	CAC-C3C-C2C	-3.33	105.94	114.26
11	R1	201	CYC	CMB-C2B-C1B	3.33	128.32	124.17
11	L1	201	CYC	C2B-C1B-NB	3.33	111.86	106.99
11	S2	201	CYC	CAC-C3C-C2C	-3.33	105.95	114.26
11	A5	302	CYC	C1B-NB-C4B	-3.33	106.43	110.67
11	V7	1001	CYC	C1A-C2A-C3A	-3.33	103.10	106.78
11	A4	301	CYC	CMB-C2B-C1B	3.33	128.32	124.17
11	E8	201	CYC	CMB-C2B-C1B	3.33	128.32	124.17
11	F6	201	CYC	CAC-C3C-C2C	-3.33	105.95	114.26
11	V4	201	CYC	CMB-C2B-C1B	3.32	128.32	124.17
11	L5	201	CYC	C2B-C1B-NB	3.32	111.85	106.99
11	P8	201	CYC	CMB-C2B-C1B	3.32	128.32	124.17
11	A1	302	CYC	C1B-NB-C4B	-3.32	106.44	110.67
11	S3	1001	CYC	C4A-C3A-C2A	-3.32	102.69	106.51
11	J5	201	CYC	C2B-C1B-NB	3.32	111.85	106.99
11	I5	201	CYC	CMB-C2B-C1B	3.32	128.32	124.17
11	V8	201	CYC	CMB-C2B-C1B	3.32	128.32	124.17
11	N6	301	CYC	C1A-C2A-C3A	-3.32	103.11	106.78
11	A7	1001	CYC	C1A-C2A-C3A	-3.32	103.11	106.78
11	I2	203	CYC	CAC-C3C-C2C	-3.32	105.96	114.26
11	Z6	201	CYC	C1A-C2A-C3A	-3.32	103.11	106.78
11	K1	201	CYC	CMB-C2B-C1B	3.32	128.31	124.17
11	J6	201	CYC	CAC-C3C-C2C	-3.32	105.96	114.26
11	N1	301	CYC	CMB-C2B-C1B	3.32	128.31	124.17

Continued on next page...

Continued from previous page...

Mol	Chain	Res	Type	Atoms	Z	Observed(°)	Ideal(°)
11	V1	201	CYC	CMB-C2B-C1B	3.32	128.31	124.17
11	I4	201	CYC	CMB-C2B-C1B	3.32	128.31	124.17
11	Q2	201	CYC	CAC-C3C-C2C	-3.32	105.96	114.26
11	v3	1001	CYC	C4A-C3A-C2A	-3.32	102.70	106.51
11	E2	203	CYC	CAC-C3C-C2C	-3.32	105.97	114.26
11	X8	201	CYC	CMB-C2B-C1B	3.32	128.31	124.17
11	U6	201	CYC	CAC-C3C-C2C	-3.32	105.97	114.26
11	B6	201	CYC	CAC-C3C-C2C	-3.32	105.97	114.26
11	R5	201	CYC	CMB-C2B-C1B	3.32	128.31	124.17
11	E6	201	CYC	C1A-C2A-C3A	-3.32	103.11	106.78
11	O5	201	CYC	C2B-C1B-NB	3.32	111.84	106.99
11	X5	203	CYC	C2B-C1B-NB	3.32	111.84	106.99
11	Z2	201	CYC	CAC-C3C-C2C	-3.32	105.97	114.26
11	I1	201	CYC	CMB-C2B-C1B	3.31	128.31	124.17
11	X4	201	CYC	CMB-C2B-C1B	3.31	128.31	124.17
11	K2	203	CYC	CAC-C3C-C2C	-3.31	105.98	114.26
11	L6	201	CYC	CAC-C3C-C2C	-3.31	105.98	114.26
11	Q6	201	CYC	CAC-C3C-C2C	-3.31	105.98	114.26
11	R5	201	CYC	C1B-NB-C4B	-3.31	106.45	110.67
11	G1	201	CYC	CMB-C2B-C1B	3.31	128.30	124.17
11	X1	201	CYC	CMB-C2B-C1B	3.31	128.30	124.17
11	P4	201	CYC	CMB-C2B-C1B	3.31	128.30	124.17
11	V5	201	CYC	CMB-C2B-C1B	3.31	128.30	124.17
11	H1	201	CYC	C2B-C1B-NB	3.31	111.84	106.99
11	W3	1001	CYC	C4A-C3A-C2A	-3.31	102.70	106.51
11	B2	201	CYC	CAC-C3C-C2C	-3.31	105.98	114.26
11	N4	301	CYC	CMB-C2B-C1B	3.31	128.30	124.17
11	N5	301	CYC	CMB-C2B-C1B	3.31	128.30	124.17
11	S7	1001	CYC	C1A-C2A-C3A	-3.31	103.12	106.78
11	E4	201	CYC	CMB-C2B-C1B	3.31	128.30	124.17
11	S1	201	CYC	C2B-C1B-NB	3.31	111.83	106.99
11	C6	201	CYC	C1A-C2A-C3A	-3.31	103.12	106.78
11	W2	201	CYC	CAC-C3C-C2C	-3.31	106.00	114.26
11	O1	201	CYC	C2B-C1B-NB	3.31	111.83	106.99
11	U3	1001	CYC	C4A-C3A-C2A	-3.31	102.71	106.51
11	U1	201	CYC	C2B-C1B-NB	3.30	111.83	106.99
11	H5	201	CYC	C2B-C1B-NB	3.30	111.83	106.99
11	P6	201	CYC	C1A-C2A-C3A	-3.30	103.13	106.78
11	O7	1001	CYC	C1A-C2A-C3A	-3.30	103.13	106.78
11	N2	302	CYC	C1A-C2A-C3A	-3.30	103.13	106.78
11	X2	203	CYC	CAC-C3C-C2C	-3.30	106.01	114.26
11	X5	201	CYC	CMB-C2B-C1B	3.30	128.29	124.17

Continued on next page...

Continued from previous page...

Mol	Chain	Res	Type	Atoms	Z	Observed(°)	Ideal(°)
11	W6	201	CYC	CAC-C3C-C2C	-3.30	106.01	114.26
11	G5	201	CYC	CMB-C2B-C1B	3.30	128.29	124.17
11	Y6	201	CYC	CAC-C3C-C2C	-3.30	106.01	114.26
11	U5	201	CYC	C2B-C1B-NB	3.30	111.82	106.99
11	H2	201	CYC	CAC-C3C-C2C	-3.30	106.01	114.26
11	D2	201	CYC	CAC-C3C-C2C	-3.30	106.02	114.26
11	N2	301	CYC	C1A-C2A-C3A	-3.30	103.13	106.78
11	B5	201	CYC	C2B-C1B-NB	3.30	111.81	106.99
11	H6	201	CYC	CAC-C3C-C2C	-3.30	106.02	114.26
11	R1	201	CYC	C1B-NB-C4B	-3.30	106.47	110.67
11	C5	202	CYC	C2B-C1B-NB	3.30	111.81	106.99
11	W6	201	CYC	C2A-C1A-NA	3.30	114.84	110.05
11	S5	201	CYC	C2B-C1B-NB	3.30	111.81	106.99
11	B1	201	CYC	C2B-C1B-NB	3.29	111.81	106.99
11	T2	201	CYC	CAC-C3C-C2C	-3.29	106.03	114.26
11	C7	1001	CYC	C1A-C2A-C3A	-3.29	103.14	106.78
11	C6	203	CYC	CAC-C3C-C2C	-3.29	106.03	114.26
11	O6	201	CYC	CAC-C3C-C2C	-3.28	106.06	114.26
11	03	901	CYC	CHA-C1A-NA	-3.28	124.28	128.83
11	G5	201	CYC	C1B-NB-C4B	-3.27	106.50	110.67
11	V5	201	CYC	C1B-NB-C4B	-3.27	106.50	110.67
11	M5	201	CYC	C1B-NB-C4B	-3.27	106.50	110.67
11	W2	201	CYC	C2A-C1A-NA	3.27	114.80	110.05
11	K5	201	CYC	C1B-NB-C4B	-3.27	106.51	110.67
11	M1	201	CYC	C1B-NB-C4B	-3.26	106.52	110.67
11	Z1	201	CYC	C1B-NB-C4B	-3.26	106.52	110.67
11	N6	302	CYC	C1A-C2A-C3A	-3.26	103.17	106.78
11	V1	201	CYC	C1B-NB-C4B	-3.26	106.52	110.67
11	X1	201	CYC	C1B-NB-C4B	-3.26	106.52	110.67
11	13	901	CYC	CHA-C1A-NA	-3.25	124.31	128.83
11	A1	301	CYC	C1B-NB-C4B	-3.25	106.53	110.67
11	G1	201	CYC	C1B-NB-C4B	-3.25	106.53	110.67
11	C6	203	CYC	C2A-C1A-NA	3.25	114.78	110.05
11	A5	301	CYC	C1B-NB-C4B	-3.25	106.53	110.67
11	B2	201	CYC	C2A-C1A-NA	3.25	114.77	110.05
11	K1	201	CYC	C1B-NB-C4B	-3.25	106.53	110.67
11	N1	301	CYC	C1B-NB-C4B	-3.25	106.53	110.67
11	K2	203	CYC	C2A-C1A-NA	3.25	114.77	110.05
11	I1	201	CYC	C1B-NB-C4B	-3.24	106.54	110.67
11	L6	201	CYC	C2A-C1A-NA	3.24	114.77	110.05
11	D2	201	CYC	C2A-C1A-NA	3.24	114.77	110.05
11	S2	201	CYC	C2A-C1A-NA	3.24	114.77	110.05

Continued on next page...

Continued from previous page...

Mol	Chain	Res	Type	Atoms	Z	Observed(°)	Ideal(°)
11	F6	201	CYC	C2A-C1A-NA	3.24	114.77	110.05
11	X5	201	CYC	C1B-NB-C4B	-3.24	106.54	110.67
11	T2	201	CYC	C2A-C1A-NA	3.24	114.76	110.05
11	Z5	201	CYC	C1B-NB-C4B	-3.24	106.55	110.67
11	W6	201	CYC	C1A-C2A-C3A	-3.24	103.20	106.78
11	H6	201	CYC	C2A-C1A-NA	3.24	114.76	110.05
11	N5	301	CYC	C1B-NB-C4B	-3.24	106.55	110.67
11	M8	201	CYC	CMA-C3A-C4A	3.24	130.05	125.06
11	U4	201	CYC	CMA-C3A-C4A	3.24	130.05	125.06
11	Y6	201	CYC	C2A-C1A-NA	3.24	114.75	110.05
11	M4	201	CYC	CMA-C3A-C4A	3.23	130.04	125.06
11	B6	201	CYC	C2A-C1A-NA	3.23	114.75	110.05
11	R6	202	CYC	C2A-C1A-NA	3.23	114.75	110.05
11	E2	203	CYC	C2A-C1A-NA	3.23	114.74	110.05
11	J6	201	CYC	C2A-C1A-NA	3.23	114.74	110.05
11	Q6	201	CYC	C2A-C1A-NA	3.22	114.74	110.05
11	L4	201	CYC	CMA-C3A-C4A	3.22	130.03	125.06
11	U8	201	CYC	CMA-C3A-C4A	3.22	130.03	125.06
11	B2	201	CYC	C1A-C2A-C3A	-3.22	103.22	106.78
11	X2	203	CYC	C2A-C1A-NA	3.22	114.74	110.05
11	G8	201	CYC	CMA-C3A-C4A	3.22	130.03	125.06
11	Q2	201	CYC	C2A-C1A-NA	3.22	114.73	110.05
11	E2	203	CYC	C1A-C2A-C3A	-3.22	103.22	106.78
11	P1	201	CYC	C1B-NB-C4B	-3.22	106.57	110.67
11	H2	201	CYC	C2A-C1A-NA	3.22	114.73	110.05
11	Y4	201	CYC	CMA-C3A-C4A	3.21	130.01	125.06
11	X6	201	CYC	OB-C4B-C3B	-3.21	124.55	128.04
11	Y8	201	CYC	CMA-C3A-C4A	3.21	130.01	125.06
11	L6	201	CYC	C1A-C2A-C3A	-3.21	103.23	106.78
11	I6	201	CYC	C1B-NB-C4B	-3.21	106.58	110.67
11	I2	203	CYC	C2A-C1A-NA	3.21	114.72	110.05
11	O6	201	CYC	C2A-C1A-NA	3.21	114.72	110.05
11	L8	201	CYC	CMA-C3A-C4A	3.21	130.01	125.06
11	I5	201	CYC	C1B-NB-C4B	-3.21	106.58	110.67
11	S4	201	CYC	CMA-C3A-C4A	3.21	130.00	125.06
11	W2	201	CYC	C1A-C2A-C3A	-3.21	103.23	106.78
11	D4	201	CYC	CMA-C3A-C4A	3.21	130.00	125.06
11	B6	201	CYC	C1A-C2A-C3A	-3.21	103.23	106.78
11	C6	203	CYC	C1A-C2A-C3A	-3.21	103.23	106.78
11	R6	202	CYC	C1A-C2A-C3A	-3.21	103.23	106.78
11	W8	201	CYC	CMA-C3A-C4A	3.20	130.00	125.06
11	W4	201	CYC	CMA-C3A-C4A	3.20	130.00	125.06

Continued on next page...

Continued from previous page...

Mol	Chain	Res	Type	Atoms	Z	Observed(°)	Ideal(°)
11	S8	201	CYC	CMA-C3A-C4A	3.20	130.00	125.06
11	I8	203	CYC	CMA-C3A-C4A	3.20	130.00	125.06
11	G4	201	CYC	CMA-C3A-C4A	3.20	130.00	125.06
11	P6	201	CYC	CMB-C2B-C1B	3.20	128.16	124.17
11	F6	201	CYC	C1A-C2A-C3A	-3.20	103.24	106.78
11	P8	203	CYC	CMA-C3A-C4A	3.20	129.99	125.06
11	P8	201	CYC	C1A-C2A-C3A	-3.20	103.24	106.78
11	O8	201	CYC	CMA-C3A-C4A	3.20	129.99	125.06
11	T2	201	CYC	C1A-C2A-C3A	-3.20	103.24	106.78
11	P5	201	CYC	C1B-NB-C4B	-3.20	106.60	110.67
11	S2	201	CYC	O1D-CGD-CBD	3.20	133.35	123.08
11	Z2	201	CYC	C2A-C1A-NA	3.20	114.70	110.05
11	D8	201	CYC	CMA-C3A-C4A	3.20	129.99	125.06
11	C6	201	CYC	C1B-NB-C4B	-3.19	106.60	110.67
11	Z6	201	CYC	CMB-C2B-C1B	3.19	128.16	124.17
11	Y4	201	CYC	C1B-C2B-C3B	-3.19	104.54	107.87
11	B6	201	CYC	O1D-CGD-CBD	3.19	133.34	123.08
11	S2	201	CYC	C1A-C2A-C3A	-3.19	103.25	106.78
11	R6	202	CYC	O1D-CGD-CBD	3.19	133.34	123.08
11	M5	202	CYC	C1A-C2A-C3A	-3.19	103.25	106.78
11	O4	201	CYC	CMA-C3A-C4A	3.19	129.98	125.06
11	T2	201	CYC	O1D-CGD-CBD	3.19	133.33	123.08
11	M6	201	CYC	CMB-C2B-C1B	3.19	128.15	124.17
11	P4	201	CYC	C1A-C2A-C3A	-3.19	103.25	106.78
11	Z2	202	CYC	CMB-C2B-C1B	3.19	128.15	124.17
11	I2	201	CYC	C1B-NB-C4B	-3.19	106.61	110.67
11	Z2	202	CYC	OB-C4B-C3B	-3.19	124.58	128.04
11	N6	302	CYC	C1B-NB-C4B	-3.19	106.61	110.67
11	Q2	201	CYC	C1A-C2A-C3A	-3.19	103.26	106.78
11	A8	301	CYC	C1A-C2A-C3A	-3.19	103.26	106.78
11	Z6	201	CYC	OB-C4B-C3B	-3.18	124.58	128.04
11	I4	203	CYC	CMA-C3A-C4A	3.18	129.97	125.06
11	D2	201	CYC	C1A-C2A-C3A	-3.18	103.26	106.78
11	A6	301	CYC	OB-C4B-C3B	-3.18	124.59	128.04
11	W2	201	CYC	O1D-CGD-CBD	3.18	133.31	123.08
11	E2	201	CYC	CMB-C2B-C1B	3.18	128.14	124.17
11	m3	201	CYC	CHB-C4A-C3A	3.18	133.08	124.90
11	C6	201	CYC	OB-C4B-C3B	-3.18	124.59	128.04
11	K2	203	CYC	C1A-C2A-C3A	-3.18	103.26	106.78
11	O6	201	CYC	O1D-CGD-CBD	3.18	133.30	123.08
11	H6	201	CYC	C1A-C2A-C3A	-3.18	103.26	106.78
11	P2	201	CYC	C1B-NB-C4B	-3.18	106.62	110.67

Continued on next page...

Continued from previous page...

Mol	Chain	Res	Type	Atoms	Z	Observed(°)	Ideal(°)
11	E2	203	CYC	O1D-CGD-CBD	3.18	133.30	123.08
11	B2	201	CYC	O1D-CGD-CBD	3.18	133.30	123.08
11	E8	203	CYC	CMA-C3A-C4A	3.18	129.96	125.06
11	A4	301	CYC	C1A-C2A-C3A	-3.18	103.26	106.78
11	Y6	201	CYC	O1D-CGD-CBD	3.18	133.29	123.08
11	G1	202	CYC	C1A-C2A-C3A	-3.18	103.27	106.78
11	U6	201	CYC	C2A-C1A-NA	3.18	114.67	110.05
11	L6	201	CYC	O1D-CGD-CBD	3.18	133.29	123.08
11	X2	201	CYC	OB-C4B-C3B	-3.18	124.59	128.04
11	Z2	201	CYC	C1A-C2A-C3A	-3.18	103.27	106.78
11	O6	201	CYC	C1A-C2A-C3A	-3.18	103.27	106.78
11	P2	201	CYC	CMB-C2B-C1B	3.18	128.13	124.17
11	C2	201	CYC	C1B-NB-C4B	-3.18	106.62	110.67
11	J6	201	CYC	C1A-C2A-C3A	-3.18	103.27	106.78
11	E2	201	CYC	C1B-NB-C4B	-3.18	106.62	110.67
11	K2	203	CYC	O1D-CGD-CBD	3.18	133.28	123.08
11	X2	203	CYC	O1D-CGD-CBD	3.18	133.28	123.08
11	T5	201	CYC	C1A-C2A-C3A	-3.18	103.27	106.78
11	Z5	202	CYC	C1A-C2A-C3A	-3.18	103.27	106.78
11	H2	201	CYC	O1D-CGD-CBD	3.17	133.28	123.08
11	I2	201	CYC	CMB-C2B-C1B	3.17	128.13	124.17
11	X8	201	CYC	C1A-C2A-C3A	-3.17	103.27	106.78
11	Z6	201	CYC	C1B-NB-C4B	-3.17	106.63	110.67
11	D2	201	CYC	O1D-CGD-CBD	3.17	133.28	123.08
11	Q6	201	CYC	O1D-CGD-CBD	3.17	133.28	123.08
11	A6	301	CYC	C1B-NB-C4B	-3.17	106.63	110.67
11	T4	201	CYC	C1A-C2A-C3A	-3.17	103.27	106.78
11	F6	201	CYC	O1D-CGD-CBD	3.17	133.27	123.08
11	M2	201	CYC	CMB-C2B-C1B	3.17	128.13	124.17
11	Z1	202	CYC	C1A-C2A-C3A	-3.17	103.27	106.78
11	U6	201	CYC	C1A-C2A-C3A	-3.17	103.27	106.78
11	Z2	201	CYC	O1D-CGD-CBD	3.17	133.27	123.08
11	I5	202	CYC	C1A-C2A-C3A	-3.17	103.27	106.78
11	R5	202	CYC	C1A-C2A-C3A	-3.17	103.27	106.78
11	C2	201	CYC	CMB-C2B-C1B	3.17	128.13	124.17
11	I6	201	CYC	CMB-C2B-C1B	3.17	128.13	124.17
11	C6	203	CYC	O1D-CGD-CBD	3.17	133.27	123.08
11	V3	201	CYC	CHB-C4A-C3A	3.17	133.05	124.90
11	P4	203	CYC	CMA-C3A-C4A	3.17	129.95	125.06
11	M1	202	CYC	C1A-C2A-C3A	-3.17	103.27	106.78
11	N2	301	CYC	CMB-C2B-C1B	3.17	128.12	124.17
11	P6	201	CYC	C1B-NB-C4B	-3.17	106.63	110.67

Continued on next page...

Continued from previous page...

Mol	Chain	Res	Type	Atoms	Z	Observed(°)	Ideal(°)
11	N6	301	CYC	CMB-C2B-C1B	3.17	128.12	124.17
11	H6	201	CYC	O1D-CGD-CBD	3.17	133.26	123.08
11	W6	201	CYC	O1D-CGD-CBD	3.17	133.26	123.08
11	D4	201	CYC	C1B-C2B-C3B	-3.17	104.56	107.87
11	E4	203	CYC	CMA-C3A-C4A	3.17	129.94	125.06
11	Q6	201	CYC	C1A-C2A-C3A	-3.17	103.28	106.78
11	Y6	201	CYC	C4A-C3A-C2A	-3.17	102.87	106.51
11	G5	202	CYC	C1A-C2A-C3A	-3.17	103.28	106.78
11	K6	201	CYC	CMB-C2B-C1B	3.17	128.12	124.17
11	W4	201	CYC	C1B-C2B-C3B	-3.17	104.57	107.87
11	T1	201	CYC	C1A-C2A-C3A	-3.16	103.28	106.78
11	E2	201	CYC	OB-C4B-C3B	-3.16	124.61	128.04
11	U6	201	CYC	O1D-CGD-CBD	3.16	133.25	123.08
11	M2	201	CYC	OB-C4B-C3B	-3.16	124.61	128.04
11	A2	301	CYC	OB-C4B-C3B	-3.16	124.61	128.04
11	U8	201	CYC	C1B-C2B-C3B	-3.16	104.57	107.87
11	X6	201	CYC	CMB-C2B-C1B	3.16	128.11	124.17
11	Y8	201	CYC	C1B-C2B-C3B	-3.16	104.57	107.87
11	Q2	201	CYC	O1D-CGD-CBD	3.16	133.23	123.08
11	I6	201	CYC	OB-C4B-C3B	-3.16	124.61	128.04
11	N6	301	CYC	OB-C4B-C3B	-3.16	124.61	128.04
11	G8	201	CYC	C1B-C2B-C3B	-3.16	104.58	107.87
11	I2	203	CYC	C1A-C2A-C3A	-3.16	103.29	106.78
11	E6	201	CYC	C1B-NB-C4B	-3.16	106.65	110.67
11	Z2	202	CYC	C1B-NB-C4B	-3.16	106.65	110.67
11	H2	201	CYC	C1A-C2A-C3A	-3.16	103.29	106.78
11	W8	201	CYC	C1B-C2B-C3B	-3.16	104.58	107.87
11	K2	201	CYC	CMB-C2B-C1B	3.16	128.11	124.17
11	A2	301	CYC	C1B-NB-C4B	-3.16	106.65	110.67
11	I2	203	CYC	O1D-CGD-CBD	3.16	133.22	123.08
11	I4	203	CYC	C1B-C2B-C3B	-3.16	104.58	107.87
11	M6	201	CYC	OB-C4B-C3B	-3.16	124.62	128.04
11	X5	202	CYC	C1A-C2A-C3A	-3.15	103.29	106.78
11	P6	201	CYC	OB-C4B-C3B	-3.15	124.62	128.04
11	E8	201	CYC	C1A-C2A-C3A	-3.15	103.29	106.78
11	V2	201	CYC	C1B-NB-C4B	-3.15	106.65	110.67
11	M6	201	CYC	C1B-NB-C4B	-3.15	106.65	110.67
11	E8	203	CYC	C1B-C2B-C3B	-3.15	104.58	107.87
11	K5	202	CYC	C4A-C3A-C2A	-3.15	102.89	106.51
11	C2	201	CYC	OB-C4B-C3B	-3.15	124.62	128.04
11	X2	203	CYC	C1A-C2A-C3A	-3.15	103.30	106.78
11	Y6	201	CYC	C1A-C2A-C3A	-3.15	103.30	106.78

Continued on next page...

Continued from previous page...

Mol	Chain	Res	Type	Atoms	Z	Observed(°)	Ideal(°)
11	R1	202	CYC	C1A-C2A-C3A	-3.15	103.30	106.78
11	N8	301	CYC	C1A-C2A-C3A	-3.15	103.30	106.78
11	V6	201	CYC	CMB-C2B-C1B	3.15	128.10	124.17
11	S4	201	CYC	C1B-C2B-C3B	-3.15	104.58	107.87
11	X4	201	CYC	C1A-C2A-C3A	-3.15	103.30	106.78
11	C6	201	CYC	CMB-C2B-C1B	3.15	128.10	124.17
11	S8	201	CYC	C1B-C2B-C3B	-3.15	104.58	107.87
11	N2	302	CYC	C1B-NB-C4B	-3.15	106.66	110.67
11	T8	201	CYC	C1A-C2A-C3A	-3.15	103.30	106.78
11	D8	201	CYC	C1B-C2B-C3B	-3.15	104.59	107.87
11	P5	202	CYC	C1A-C2A-C3A	-3.15	103.30	106.78
11	E6	201	CYC	CMB-C2B-C1B	3.15	128.10	124.17
11	X2	203	CYC	C4A-C3A-C2A	-3.15	102.89	106.51
11	K4	201	CYC	C1A-C2A-C3A	-3.15	103.30	106.78
11	X2	201	CYC	CMB-C2B-C1B	3.15	128.09	124.17
11	X1	202	CYC	C1A-C2A-C3A	-3.14	103.30	106.78
11	I2	201	CYC	OB-C4B-C3B	-3.14	124.63	128.04
11	E6	201	CYC	OB-C4B-C3B	-3.14	124.63	128.04
11	J6	201	CYC	O1D-CGD-CBD	3.14	133.18	123.08
11	E4	203	CYC	C1B-C2B-C3B	-3.14	104.59	107.87
11	K6	201	CYC	C1B-NB-C4B	-3.14	106.67	110.67
11	P1	202	CYC	C1A-C2A-C3A	-3.14	103.31	106.78
11	K8	201	CYC	C1A-C2A-C3A	-3.14	103.31	106.78
11	N2	301	CYC	OB-C4B-C3B	-3.14	124.63	128.04
11	K2	201	CYC	C1B-NB-C4B	-3.14	106.67	110.67
11	X2	201	CYC	C1B-NB-C4B	-3.14	106.67	110.67
11	X6	201	CYC	C1B-NB-C4B	-3.14	106.67	110.67
11	K1	202	CYC	C4A-C3A-C2A	-3.14	102.90	106.51
11	V5	202	CYC	C1A-C2A-C3A	-3.14	103.31	106.78
11	I1	202	CYC	C1A-C2A-C3A	-3.14	103.31	106.78
11	G4	202	CYC	C1A-C2A-C3A	-3.14	103.31	106.78
11	I8	201	CYC	C1A-C2A-C3A	-3.14	103.31	106.78
11	Z8	201	CYC	C1A-C2A-C3A	-3.14	103.31	106.78
11	U4	201	CYC	C1B-C2B-C3B	-3.14	104.60	107.87
11	I4	201	CYC	C1A-C2A-C3A	-3.14	103.31	106.78
11	M4	202	CYC	C1A-C2A-C3A	-3.14	103.31	106.78
11	U5	202	CYC	C1A-C2A-C3A	-3.14	103.31	106.78
11	A2	301	CYC	CMB-C2B-C1B	3.14	128.08	124.17
11	P2	201	CYC	OB-C4B-C3B	-3.14	124.64	128.04
11	Z4	201	CYC	C1A-C2A-C3A	-3.14	103.31	106.78
11	C1	201	CYC	C1A-C2A-C3A	-3.13	103.31	106.78
11	I8	203	CYC	C1B-C2B-C3B	-3.13	104.60	107.87

Continued on next page...

Continued from previous page...

Mol	Chain	Res	Type	Atoms	Z	Observed(°)	Ideal(°)
11	A6	301	CYC	CMB-C2B-C1B	3.13	128.08	124.17
11	D1	201	CYC	C1A-C2A-C3A	-3.13	103.31	106.78
11	M2	201	CYC	C1B-NB-C4B	-3.13	106.68	110.67
11	E4	201	CYC	C1A-C2A-C3A	-3.13	103.31	106.78
11	V2	201	CYC	CMB-C2B-C1B	3.13	128.08	124.17
11	O8	201	CYC	C1B-C2B-C3B	-3.13	104.60	107.87
11	I1	202	CYC	C4A-C3A-C2A	-3.13	102.91	106.51
11	N2	302	CYC	CMB-C2B-C1B	3.13	128.07	124.17
11	L4	201	CYC	C1B-C2B-C3B	-3.13	104.61	107.87
11	N2	302	CYC	OB-C4B-C3B	-3.13	124.64	128.04
11	X1	202	CYC	C4A-C3A-C2A	-3.13	102.92	106.51
11	C5	201	CYC	C1A-C2A-C3A	-3.13	103.32	106.78
11	V6	201	CYC	C1B-NB-C4B	-3.13	106.69	110.67
11	I3	902	CYC	C2C-C1C-NC	3.13	110.97	108.27
11	P1	202	CYC	C4A-C3A-C2A	-3.12	102.92	106.51
11	U5	202	CYC	C4A-C3A-C2A	-3.12	102.92	106.51
11	L8	201	CYC	C1B-C2B-C3B	-3.12	104.61	107.87
11	N4	301	CYC	C1A-C2A-C3A	-3.12	103.33	106.78
11	G8	202	CYC	C1A-C2A-C3A	-3.12	103.33	106.78
11	N6	302	CYC	OB-C4B-C3B	-3.12	124.65	128.04
11	Q6	201	CYC	C4A-C3A-C2A	-3.12	102.92	106.51
11	P5	202	CYC	C4A-C3A-C2A	-3.12	102.92	106.51
11	V8	201	CYC	C1A-C2A-C3A	-3.12	103.33	106.78
11	M8	201	CYC	C1B-C2B-C3B	-3.12	104.62	107.87
11	G5	202	CYC	C4A-C3A-C2A	-3.12	102.93	106.51
11	R6	202	CYC	C4A-C3A-C2A	-3.12	102.93	106.51
11	U1	202	CYC	C1A-C2A-C3A	-3.12	103.33	106.78
11	U3	1001	CYC	C2C-C1C-NC	3.12	110.96	108.27
11	U3	1001	CYC	C2A-C1A-NA	3.11	114.58	110.05
11	U1	202	CYC	C4A-C3A-C2A	-3.11	102.93	106.51
11	M8	202	CYC	C1A-C2A-C3A	-3.11	103.34	106.78
11	G1	202	CYC	C4A-C3A-C2A	-3.11	102.93	106.51
11	Q3	1001	CYC	CBD-CAD-C3D	-3.11	107.31	112.62
11	r3	1001	CYC	C2A-C1A-NA	3.11	114.58	110.05
11	D2	201	CYC	C4A-C3A-C2A	-3.11	102.93	106.51
11	X5	202	CYC	C4A-C3A-C2A	-3.11	102.93	106.51
11	O4	201	CYC	C1B-C2B-C3B	-3.11	104.62	107.87
11	N6	301	CYC	C1B-NB-C4B	-3.11	106.71	110.67
11	e3	1001	CYC	C2C-C1C-NC	3.11	110.96	108.27
11	V1	202	CYC	C1A-C2A-C3A	-3.11	103.34	106.78
11	I3	904	CYC	C2A-C1A-NA	3.11	114.58	110.05
11	n3	1001	CYC	C2A-C1A-NA	3.11	114.58	110.05

Continued on next page...

Continued from previous page...

Mol	Chain	Res	Type	Atoms	Z	Observed(°)	Ideal(°)
11	K2	201	CYC	OB-C4B-C3B	-3.11	124.66	128.04
11	V2	201	CYC	OB-C4B-C3B	-3.11	124.66	128.04
11	I5	202	CYC	C1B-C2B-C3B	-3.11	104.62	107.87
11	I1	202	CYC	C1B-C2B-C3B	-3.11	104.63	107.87
11	p3	1001	CYC	C2A-C1A-NA	3.11	114.57	110.05
11	S2	201	CYC	C4A-C3A-C2A	-3.11	102.94	106.51
11	H3	1001	CYC	C2C-C1C-NC	3.11	110.95	108.27
11	G4	201	CYC	C1B-C2B-C3B	-3.11	104.63	107.87
11	W3	1001	CYC	C2A-C1A-NA	3.11	114.57	110.05
11	G1	202	CYC	C1B-C2B-C3B	-3.11	104.63	107.87
11	g3	1001	CYC	CBD-CAD-C3D	-3.11	107.32	112.62
11	D5	201	CYC	C4A-C3A-C2A	-3.11	102.94	106.51
11	K2	203	CYC	C4A-C3A-C2A	-3.11	102.94	106.51
11	N6	302	CYC	CMB-C2B-C1B	3.11	128.04	124.17
11	Q5	201	CYC	C1A-C2A-C3A	-3.11	103.34	106.78
11	H6	201	CYC	C4A-C3A-C2A	-3.11	102.94	106.51
11	C5	201	CYC	C4A-C3A-C2A	-3.10	102.94	106.51
11	C1	201	CYC	C4A-C3A-C2A	-3.10	102.94	106.51
11	R1	202	CYC	C4A-C3A-C2A	-3.10	102.94	106.51
11	O3	1001	CYC	C2C-C1C-NC	3.10	110.95	108.27
11	r3	1001	CYC	C2C-C1C-NC	3.10	110.95	108.27
11	V6	201	CYC	OB-C4B-C3B	-3.10	124.67	128.04
11	D5	201	CYC	C1A-C2A-C3A	-3.10	103.35	106.78
11	N2	301	CYC	C1B-NB-C4B	-3.10	106.72	110.67
11	K1	202	CYC	C1A-C2A-C3A	-3.10	103.35	106.78
11	V4	201	CYC	C1A-C2A-C3A	-3.10	103.35	106.78
11	P8	203	CYC	C1B-C2B-C3B	-3.10	104.64	107.87
11	n3	1001	CYC	C1A-C2A-C3A	-3.10	103.35	106.78
11	v3	1001	CYC	C1A-C2A-C3A	-3.10	103.36	106.78
11	H2	201	CYC	C4A-C3A-C2A	-3.10	102.95	106.51
11	Q2	201	CYC	C4A-C3A-C2A	-3.10	102.95	106.51
11	K6	201	CYC	OB-C4B-C3B	-3.10	124.68	128.04
11	v3	1001	CYC	C2A-C1A-NA	3.09	114.55	110.05
11	C6	203	CYC	C4A-C3A-C2A	-3.09	102.96	106.51
11	U3	1001	CYC	C1A-C2A-C3A	-3.09	103.36	106.78
11	I5	202	CYC	C4A-C3A-C2A	-3.09	102.96	106.51
11	L6	201	CYC	C4A-C3A-C2A	-3.09	102.96	106.51
11	G5	202	CYC	C1B-C2B-C3B	-3.09	104.64	107.87
11	W2	201	CYC	C4A-C3A-C2A	-3.09	102.96	106.51
11	H3	1001	CYC	C2A-C1A-NA	3.09	114.55	110.05
11	I2	203	CYC	C4A-C3A-C2A	-3.09	102.96	106.51
11	e3	1001	CYC	C2A-C1A-NA	3.09	114.55	110.05

Continued on next page...

Continued from previous page...

Mol	Chain	Res	Type	Atoms	Z	Observed(°)	Ideal(°)
11	L7	1001	CYC	C1B-C2B-C3B	-3.09	104.65	107.87
11	F6	201	CYC	C2C-C1C-NC	3.09	110.94	108.27
11	J6	201	CYC	C4A-C3A-C2A	-3.09	102.96	106.51
11	R6	202	CYC	CAA-C2A-C1A	3.09	130.47	125.01
11	c3	1001	CYC	C2C-C1C-NC	3.09	110.94	108.27
11	t3	1001	CYC	C4D-CHA-C1A	3.09	132.50	128.81
11	J3	201	CYC	C2A-C1A-NA	3.09	114.54	110.05
11	M4	201	CYC	C1B-C2B-C3B	-3.09	104.65	107.87
11	T2	201	CYC	C4A-C3A-C2A	-3.09	102.96	106.51
11	R5	202	CYC	C4A-C3A-C2A	-3.09	102.96	106.51
11	W3	1001	CYC	C1A-C2A-C3A	-3.09	103.36	106.78
11	P4	203	CYC	C1B-C2B-C3B	-3.09	104.65	107.87
11	X5	202	CYC	C1B-C2B-C3B	-3.09	104.65	107.87
11	l3	903	CYC	C2A-C1A-NA	3.09	114.54	110.05
11	C5	201	CYC	C1B-C2B-C3B	-3.09	104.65	107.87
11	O6	201	CYC	C4A-C3A-C2A	-3.09	102.96	106.51
11	V7	1001	CYC	C1B-C2B-C3B	-3.09	104.65	107.87
11	D1	201	CYC	C4A-C3A-C2A	-3.09	102.97	106.51
11	r3	1001	CYC	C1A-C2A-C3A	-3.09	103.37	106.78
11	C7	1001	CYC	C1B-C2B-C3B	-3.08	104.65	107.87
11	l3	904	CYC	C4D-CHA-C1A	3.08	132.49	128.81
11	I2	201	CYC	CAD-CBD-CGD	-3.08	105.11	113.76
11	M1	202	CYC	C4A-C3A-C2A	-3.08	102.97	106.51
11	F6	201	CYC	CAA-C2A-C1A	3.08	130.46	125.01
11	B6	201	CYC	C4A-C3A-C2A	-3.08	102.97	106.51
11	l3	902	CYC	C2A-C1A-NA	3.08	114.53	110.05
11	T2	201	CYC	CAA-C2A-C1A	3.08	130.46	125.01
11	U5	201	CYC	C1A-C2A-C3A	-3.08	103.37	106.78
11	l3	1001	CYC	C2A-C1A-NA	3.08	114.53	110.05
11	V2	201	CYC	CAD-CBD-CGD	-3.08	105.12	113.76
11	I6	201	CYC	CAD-CBD-CGD	-3.08	105.12	113.76
11	Q6	201	CYC	C2C-C1C-NC	3.08	110.93	108.27
11	Y6	201	CYC	C2C-C1C-NC	3.08	110.93	108.27
11	S3	1001	CYC	C2A-C1A-NA	3.08	114.53	110.05
11	K2	201	CYC	CAD-CBD-CGD	-3.08	105.13	113.76
11	M3	201	CYC	C2A-C1A-NA	3.08	114.53	110.05
11	E6	201	CYC	CAD-CBD-CGD	-3.08	105.13	113.76
11	P6	201	CYC	CAD-CBD-CGD	-3.08	105.13	113.76
11	B2	201	CYC	C4A-C3A-C2A	-3.08	102.97	106.51
11	M7	1001	CYC	C4A-C3A-C2A	-3.08	102.97	106.51
11	S2	201	CYC	CAA-C2A-C1A	3.08	130.46	125.01
11	C6	203	CYC	CAA-C2A-C1A	3.08	130.46	125.01

Continued on next page...

Continued from previous page...

Mol	Chain	Res	Type	Atoms	Z	Observed(°)	Ideal(°)
11	O3	1001	CYC	C2A-C1A-NA	3.08	114.53	110.05
11	R5	202	CYC	C1B-C2B-C3B	-3.08	104.66	107.87
11	X1	202	CYC	C1B-C2B-C3B	-3.08	104.66	107.87
11	E2	201	CYC	CAD-CBD-CGD	-3.08	105.13	113.76
11	D2	201	CYC	CAA-C2A-C1A	3.08	130.45	125.01
11	l3	1001	CYC	C4D-CHA-C1A	3.08	132.48	128.81
11	p3	1001	CYC	C2C-C1C-NC	3.08	110.92	108.27
11	B6	201	CYC	C2C-C1C-NC	3.08	110.92	108.27
11	P2	201	CYC	CAD-CBD-CGD	-3.08	105.14	113.76
11	C5	201	CYC	C2C-C1C-NC	3.08	110.92	108.27
11	H6	201	CYC	C2C-C1C-NC	3.08	110.92	108.27
11	K6	201	CYC	CAD-CBD-CGD	-3.07	105.14	113.76
11	z3	1001	CYC	C2A-C1A-NA	3.07	114.52	110.05
11	Z2	202	CYC	CAD-CBD-CGD	-3.07	105.14	113.76
11	K5	202	CYC	C1A-C2A-C3A	-3.07	103.38	106.78
11	x3	1001	CYC	C2C-C1C-NC	3.07	110.92	108.27
11	l3	904	CYC	C1A-C2A-C3A	-3.07	103.38	106.78
11	X2	201	CYC	CAD-CBD-CGD	-3.07	105.15	113.76
11	X6	201	CYC	CAD-CBD-CGD	-3.07	105.15	113.76
11	Z6	201	CYC	CAD-CBD-CGD	-3.07	105.15	113.76
11	U5	202	CYC	C1B-C2B-C3B	-3.07	104.67	107.87
11	Q7	1001	CYC	C1B-C2B-C3B	-3.07	104.67	107.87
11	B6	201	CYC	CAA-C2A-C1A	3.07	130.44	125.01
11	F6	201	CYC	C4A-C3A-C2A	-3.07	102.98	106.51
11	O1	201	CYC	C1A-C2A-C3A	-3.07	103.38	106.78
11	R1	202	CYC	C1B-C2B-C3B	-3.07	104.67	107.87
11	Z7	1001	CYC	C1B-C2B-C3B	-3.07	104.67	107.87
11	C6	201	CYC	CAD-CBD-CGD	-3.07	105.15	113.76
11	03	902	CYC	C2A-C1A-NA	3.07	114.52	110.05
11	j3	1001	CYC	C2A-C1A-NA	3.07	114.52	110.05
11	T1	201	CYC	C4A-C3A-C2A	-3.07	102.98	106.51
11	Z5	202	CYC	C4A-C3A-C2A	-3.07	102.98	106.51
11	Q1	201	CYC	C1A-C2A-C3A	-3.07	103.39	106.78
11	X2	203	CYC	CAA-C2A-C1A	3.07	130.44	125.01
11	Q2	201	CYC	C2C-C1C-NC	3.07	110.92	108.27
11	n3	1001	CYC	C2C-C1C-NC	3.07	110.92	108.27
11	T5	201	CYC	C4A-C3A-C2A	-3.07	102.98	106.51
11	H6	201	CYC	CAA-C2A-C1A	3.07	130.44	125.01
11	W7	1001	CYC	C4A-C3A-C2A	-3.07	102.98	106.51
11	l3	904	CYC	C2C-C1C-NC	3.07	110.92	108.27
11	W3	1001	CYC	C2C-C1C-NC	3.07	110.92	108.27
11	V6	201	CYC	CAD-CBD-CGD	-3.07	105.16	113.76

Continued on next page...

Continued from previous page...

Mol	Chain	Res	Type	Atoms	Z	Observed(°)	Ideal(°)
11	P5	202	CYC	C1B-C2B-C3B	-3.07	104.67	107.87
11	L6	201	CYC	CAA-C2A-C1A	3.07	130.43	125.01
11	O6	201	CYC	CAA-C2A-C1A	3.07	130.43	125.01
11	N2	302	CYC	CAD-CBD-CGD	-3.07	105.16	113.76
11	M3	201	CYC	C2C-C1C-NC	3.07	110.92	108.27
11	N6	302	CYC	CAD-CBD-CGD	-3.07	105.17	113.76
11	U1	201	CYC	C1A-C2A-C3A	-3.07	103.39	106.78
11	B5	201	CYC	C1A-C2A-C3A	-3.07	103.39	106.78
11	C2	201	CYC	CAD-CBD-CGD	-3.06	105.17	113.76
11	S3	1001	CYC	C1A-C2A-C3A	-3.06	103.39	106.78
11	r3	1001	CYC	C4D-CHA-C1A	3.06	132.47	128.81
11	E2	203	CYC	CAA-C2A-C1A	3.06	130.43	125.01
11	J5	201	CYC	C1A-C2A-C3A	-3.06	103.39	106.78
11	E2	203	CYC	C2C-C1C-NC	3.06	110.91	108.27
11	j3	1001	CYC	C2C-C1C-NC	3.06	110.91	108.27
11	M2	201	CYC	CAD-CBD-CGD	-3.06	105.17	113.76
11	t3	1001	CYC	C2A-C1A-NA	3.06	114.50	110.05
11	B1	201	CYC	C1A-C2A-C3A	-3.06	103.39	106.78
11	M6	201	CYC	CAD-CBD-CGD	-3.06	105.18	113.76
11	03	902	CYC	C2C-C1C-NC	3.06	110.91	108.27
11	03	902	CYC	C4D-CHA-C1A	3.06	132.46	128.81
11	J3	201	CYC	C4D-CHA-C1A	3.06	132.46	128.81
11	Z2	201	CYC	C4A-C3A-C2A	-3.06	103.00	106.51
11	Y6	201	CYC	CAA-C2A-C1A	3.06	130.42	125.01
11	c3	1001	CYC	C2A-C1A-NA	3.06	114.50	110.05
11	v3	1001	CYC	C2C-C1C-NC	3.06	110.91	108.27
11	M5	202	CYC	C4A-C3A-C2A	-3.06	103.00	106.51
11	N2	301	CYC	CAD-CBD-CGD	-3.06	105.19	113.76
11	K2	203	CYC	CAA-C2A-C1A	3.06	130.42	125.01
11	K1	202	CYC	C1B-C2B-C3B	-3.06	104.68	107.87
11	P1	202	CYC	C1B-C2B-C3B	-3.06	104.68	107.87
11	O7	1001	CYC	C1B-C2B-C3B	-3.06	104.68	107.87
11	x3	1001	CYC	C2A-C1A-NA	3.06	114.50	110.05
11	Z1	202	CYC	C4A-C3A-C2A	-3.06	103.00	106.51
11	E7	1001	CYC	OC-C1C-C2C	-3.06	123.74	126.17
11	L1	201	CYC	C1A-C2A-C3A	-3.06	103.40	106.78
11	13	902	CYC	C1A-C2A-C3A	-3.06	103.40	106.78
11	C1	201	CYC	C1B-C2B-C3B	-3.06	104.68	107.87
11	T1	201	CYC	C1B-C2B-C3B	-3.06	104.68	107.87
11	Y7	1001	CYC	C4A-C3A-C2A	-3.06	103.00	106.51
11	B2	201	CYC	CAA-C2A-C1A	3.06	130.41	125.01
11	C1	202	CYC	C1A-C2A-C3A	-3.05	103.40	106.78

Continued on next page...

Continued from previous page...

Mol	Chain	Res	Type	Atoms	Z	Observed(°)	Ideal(°)
11	A2	301	CYC	CAD-CBD-CGD	-3.05	105.20	113.76
11	S3	1001	CYC	C2C-C1C-NC	3.05	110.91	108.27
11	z3	1001	CYC	C2C-C1C-NC	3.05	110.91	108.27
11	E2	203	CYC	C4A-C3A-C2A	-3.05	103.00	106.51
11	U6	201	CYC	C4A-C3A-C2A	-3.05	103.00	106.51
11	W2	201	CYC	CAA-C2A-C1A	3.05	130.41	125.01
11	D1	201	CYC	C1B-C2B-C3B	-3.05	104.68	107.87
11	S1	201	CYC	C1A-C2A-C3A	-3.05	103.40	106.78
11	A6	301	CYC	CAD-CBD-CGD	-3.05	105.20	113.76
11	H2	201	CYC	CAA-C2A-C1A	3.05	130.41	125.01
11	U1	202	CYC	C1B-C2B-C3B	-3.05	104.69	107.87
11	l3	1001	CYC	C2C-C1C-NC	3.05	110.90	108.27
11	S5	201	CYC	C1A-C2A-C3A	-3.05	103.41	106.78
11	H5	201	CYC	C1A-C2A-C3A	-3.05	103.41	106.78
11	M5	202	CYC	C1B-C2B-C3B	-3.05	104.69	107.87
11	A7	1001	CYC	C1B-C2B-C3B	-3.05	104.69	107.87
11	W6	201	CYC	C4A-C3A-C2A	-3.05	103.01	106.51
11	x3	1001	CYC	C4D-CHA-C1A	3.05	132.45	128.81
11	p3	1001	CYC	C4D-CHA-C1A	3.05	132.45	128.81
11	Q2	201	CYC	CAA-C2A-C1A	3.05	130.40	125.01
11	J3	201	CYC	C1A-C2A-C3A	-3.05	103.41	106.78
11	p3	1001	CYC	C1A-C2A-C3A	-3.05	103.41	106.78
11	z3	1001	CYC	C1A-C2A-C3A	-3.05	103.41	106.78
11	F5	201	CYC	C1A-C2A-C3A	-3.05	103.41	106.78
11	K7	1001	CYC	C4A-C3A-C2A	-3.05	103.01	106.51
11	M3	201	CYC	C1A-C2A-C3A	-3.05	103.41	106.78
11	l3	903	CYC	C4D-CHA-C1A	3.05	132.45	128.81
11	e3	1001	CYC	C4D-CHA-C1A	3.05	132.45	128.81
11	M1	202	CYC	C1B-C2B-C3B	-3.05	104.69	107.87
11	a7	1001	CYC	C4A-C3A-C2A	-3.04	103.01	106.51
11	c3	1001	CYC	C4D-CHA-C1A	3.04	132.45	128.81
11	j3	1001	CYC	C1A-C2A-C3A	-3.04	103.41	106.78
11	C5	202	CYC	C1A-C2A-C3A	-3.04	103.41	106.78
11	O5	201	CYC	C1A-C2A-C3A	-3.04	103.41	106.78
11	X7	1001	CYC	C1B-C2B-C3B	-3.04	104.69	107.87
11	N6	301	CYC	CAD-CBD-CGD	-3.04	105.23	113.76
11	D5	201	CYC	C1B-C2B-C3B	-3.04	104.70	107.87
11	W6	201	CYC	CAA-C2A-C1A	3.04	130.39	125.01
11	l3	902	CYC	C4D-CHA-C1A	3.04	132.44	128.81
11	J1	201	CYC	C1A-C2A-C3A	-3.04	103.42	106.78
11	l3	903	CYC	C1A-C2A-C3A	-3.04	103.42	106.78
11	Z2	201	CYC	CAA-C2A-C1A	3.04	130.39	125.01

Continued on next page...

Continued from previous page...

Mol	Chain	Res	Type	Atoms	Z	Observed(°)	Ideal(°)
11	E7	1001	CYC	C1B-C2B-C3B	-3.04	104.70	107.87
11	S7	1001	CYC	C1B-C2B-C3B	-3.04	104.70	107.87
11	J6	201	CYC	CAA-C2A-C1A	3.04	130.39	125.01
11	O3	1001	CYC	C1A-C2A-C3A	-3.04	103.42	106.78
11	03	902	CYC	C1A-C2A-C3A	-3.04	103.42	106.78
11	L5	201	CYC	C1A-C2A-C3A	-3.04	103.42	106.78
11	T7	1001	CYC	C4A-C3A-C2A	-3.04	103.02	106.51
11	G5	202	CYC	C2C-C1C-NC	3.04	110.89	108.27
11	Z1	202	CYC	C1B-C2B-C3B	-3.04	104.70	107.87
11	H3	1001	CYC	C1A-C2A-C3A	-3.04	103.42	106.78
11	U5	202	CYC	C2C-C1C-NC	3.04	110.89	108.27
11	I2	203	CYC	CAA-C2A-C1A	3.04	130.38	125.01
11	x3	1001	CYC	C1A-C2A-C3A	-3.04	103.42	106.78
11	S3	1001	CYC	C4D-CHA-C1A	3.04	132.44	128.81
11	U1	202	CYC	C2C-C1C-NC	3.04	110.89	108.27
11	J3	201	CYC	C2C-C1C-NC	3.04	110.89	108.27
11	F1	201	CYC	C1A-C2A-C3A	-3.03	103.42	106.78
11	X2	203	CYC	C2C-C1C-NC	3.03	110.89	108.27
11	l3	903	CYC	C2C-C1C-NC	3.03	110.89	108.27
11	Z5	202	CYC	C1B-C2B-C3B	-3.03	104.70	107.87
11	C7	1001	CYC	C1B-NB-C4B	-3.03	106.81	110.67
11	Q6	201	CYC	CAA-C2A-C1A	3.03	130.38	125.01
11	X1	203	CYC	C1A-C2A-C3A	-3.03	103.42	106.78
11	e3	1001	CYC	C1A-C2A-C3A	-3.03	103.42	106.78
11	D7	1001	CYC	C4A-C3A-C2A	-3.03	103.03	106.51
11	j3	1001	CYC	C4D-CHA-C1A	3.03	132.43	128.81
11	U6	201	CYC	CAA-C2A-C1A	3.03	130.37	125.01
11	H2	201	CYC	C2C-C1C-NC	3.03	110.89	108.27
11	v3	1001	CYC	C4D-CHA-C1A	3.03	132.43	128.81
11	t3	1001	CYC	C2C-C1C-NC	3.03	110.89	108.27
11	H1	201	CYC	C1A-C2A-C3A	-3.03	103.43	106.78
11	X5	203	CYC	C1A-C2A-C3A	-3.03	103.43	106.78
11	n3	1001	CYC	C4D-CHA-C1A	3.03	132.43	128.81
11	c3	1001	CYC	C1A-C2A-C3A	-3.03	103.43	106.78
11	O6	201	CYC	C2C-C1C-NC	3.03	110.88	108.27
11	J7	1001	CYC	C1B-C2B-C3B	-3.03	104.71	107.87
11	W3	1001	CYC	C4D-CHA-C1A	3.03	132.43	128.81
11	F7	1001	CYC	C4A-C3A-C2A	-3.03	103.03	106.51
11	K5	202	CYC	C1B-C2B-C3B	-3.03	104.71	107.87
11	M3	201	CYC	C4D-CHA-C1A	3.03	132.42	128.81
11	U3	1001	CYC	C4D-CHA-C1A	3.02	132.42	128.81
11	K2	203	CYC	C2C-C1C-NC	3.02	110.88	108.27

Continued on next page...

Continued from previous page...

Mol	Chain	Res	Type	Atoms	Z	Observed(°)	Ideal(°)
11	C7	1001	CYC	OC-C1C-C2C	-3.02	123.77	126.17
11	O3	1001	CYC	C4D-CHA-C1A	3.02	132.42	128.81
11	I3	1001	CYC	C1A-C2A-C3A	-3.02	103.44	106.78
11	O7	1001	CYC	C1B-NB-C4B	-3.02	106.82	110.67
11	B2	201	CYC	C2C-C1C-NC	3.02	110.88	108.27
11	T2	201	CYC	C2C-C1C-NC	3.02	110.88	108.27
11	T5	201	CYC	C1B-C2B-C3B	-3.02	104.72	107.87
11	H7	1001	CYC	C1B-C2B-C3B	-3.02	104.72	107.87
11	R1	202	CYC	C2C-C1C-NC	3.02	110.88	108.27
11	L5	201	CYC	C2A-C1A-NA	3.02	114.44	110.05
11	K5	202	CYC	C2C-C1C-NC	3.02	110.87	108.27
11	A7	1001	CYC	C1B-NB-C4B	-3.02	106.83	110.67
11	I3	902	CYC	CAA-C2A-C3A	3.02	133.50	127.88
11	S3	1001	CYC	CAA-C2A-C3A	3.02	133.50	127.88
11	O5	201	CYC	C2A-C1A-NA	3.02	114.44	110.05
11	V5	202	CYC	C2A-C1A-NA	3.02	114.44	110.05
11	Z5	202	CYC	C2C-C1C-NC	3.01	110.87	108.27
11	E7	1001	CYC	C1B-NB-C4B	-3.01	106.83	110.67
11	C1	201	CYC	C2C-C1C-NC	3.01	110.87	108.27
11	O7	1001	CYC	OC-C1C-C2C	-3.01	123.78	126.17
11	I7	1001	CYC	C4A-C3A-C2A	-3.01	103.05	106.51
11	R5	202	CYC	C2C-C1C-NC	3.01	110.87	108.27
11	z3	1001	CYC	C4D-CHA-C1A	3.01	132.41	128.81
11	L7	1001	CYC	C1B-NB-C4B	-3.01	106.83	110.67
11	U3	1001	CYC	CAA-C2A-C3A	3.01	133.49	127.88
11	S7	1001	CYC	C1B-NB-C4B	-3.01	106.84	110.67
11	H3	1001	CYC	C4D-CHA-C1A	3.01	132.41	128.81
11	G1	202	CYC	C2C-C1C-NC	3.01	110.87	108.27
11	V7	1001	CYC	OC-C1C-C2C	-3.01	123.78	126.17
11	Q7	1001	CYC	C1B-NB-C4B	-3.01	106.84	110.67
11	t3	1001	CYC	C1A-C2A-C3A	-3.01	103.45	106.78
11	P7	1001	CYC	C4A-C3A-C2A	-3.01	103.06	106.51
11	T1	201	CYC	C2C-C1C-NC	3.01	110.86	108.27
11	O1	201	CYC	C2A-C1A-NA	3.01	114.42	110.05
11	c3	1001	CYC	CAA-C2A-C3A	3.01	133.47	127.88
11	U6	201	CYC	C2C-C1C-NC	3.00	110.86	108.27
11	P1	202	CYC	C2C-C1C-NC	3.00	110.86	108.27
11	C6	203	CYC	C2C-C1C-NC	3.00	110.86	108.27
11	U1	201	CYC	C2A-C1A-NA	3.00	114.42	110.05
11	V7	1001	CYC	C1B-NB-C4B	-3.00	106.85	110.67
11	U5	201	CYC	C2A-C1A-NA	3.00	114.41	110.05
11	L1	201	CYC	C2A-C1A-NA	3.00	114.41	110.05

Continued on next page...

Continued from previous page...

Mol	Chain	Res	Type	Atoms	Z	Observed(°)	Ideal(°)
11	I5	202	CYC	C2C-C1C-NC	3.00	110.86	108.27
11	R6	202	CYC	C2C-C1C-NC	3.00	110.86	108.27
11	W3	1001	CYC	CAA-C2A-C3A	3.00	133.46	127.88
11	D1	201	CYC	C2C-C1C-NC	3.00	110.86	108.27
11	L7	1001	CYC	OC-C1C-C2C	-3.00	123.79	126.17
11	T5	201	CYC	C2C-C1C-NC	3.00	110.86	108.27
11	j3	1001	CYC	CAA-C2A-C3A	3.00	133.46	127.88
11	V1	202	CYC	C2A-C1A-NA	3.00	114.41	110.05
11	Q5	201	CYC	C2A-C1A-NA	3.00	114.41	110.05
11	I1	202	CYC	C2C-C1C-NC	3.00	110.86	108.27
11	03	902	CYC	CAA-C2A-C3A	3.00	133.46	127.88
11	D2	201	CYC	C2C-C1C-NC	2.99	110.85	108.27
11	I2	203	CYC	C2C-C1C-NC	2.99	110.85	108.27
11	W2	201	CYC	C2C-C1C-NC	2.99	110.85	108.27
11	S7	1001	CYC	OC-C1C-C2C	-2.99	123.79	126.17
11	x3	1001	CYC	CAA-C2A-C3A	2.99	133.45	127.88
11	v3	1001	CYC	CAA-C2A-C3A	2.99	133.45	127.88
11	A4	301	CYC	C2A-C1A-NA	2.99	114.40	110.05
11	X7	1001	CYC	OC-C1C-C2C	-2.99	123.80	126.17
11	r3	1001	CYC	CAA-C2A-C3A	2.99	133.44	127.88
11	J6	201	CYC	OB-C4B-C3B	-2.99	124.80	128.04
11	L6	201	CYC	C2C-C1C-NC	2.99	110.85	108.27
11	H5	201	CYC	C2A-C1A-NA	2.99	114.39	110.05
11	X5	203	CYC	C2A-C1A-NA	2.99	114.39	110.05
11	A8	301	CYC	C2A-C1A-NA	2.99	114.39	110.05
11	P8	201	CYC	C2A-C1A-NA	2.99	114.39	110.05
11	t3	1001	CYC	CMB-C2B-C1B	2.99	127.90	124.17
11	M3	201	CYC	CAA-C2A-C3A	2.99	133.44	127.88
11	J7	1001	CYC	C1B-NB-C4B	-2.99	106.87	110.67
11	R7	1001	CYC	C4A-C3A-C2A	-2.99	103.08	106.51
11	13	902	CYC	CMB-C2B-C1B	2.99	127.89	124.17
11	13	904	CYC	CAA-C2A-C3A	2.99	133.44	127.88
11	S2	201	CYC	C2C-C1C-NC	2.99	110.85	108.27
11	P4	201	CYC	C2A-C1A-NA	2.98	114.39	110.05
11	z3	1001	CYC	CAA-C2A-C3A	2.98	133.44	127.88
11	Z7	1001	CYC	OC-C1C-C2C	-2.98	123.80	126.17
11	B7	1001	CYC	C4A-C3A-C2A	-2.98	103.08	106.51
11	n3	1001	CYC	CAA-C2A-C3A	2.98	133.43	127.88
11	X2	203	CYC	OB-C4B-C3B	-2.98	124.80	128.04
11	H1	201	CYC	C2A-C1A-NA	2.98	114.39	110.05
11	P5	202	CYC	C2C-C1C-NC	2.98	110.84	108.27
11	X7	1001	CYC	C1B-NB-C4B	-2.98	106.87	110.67

Continued on next page...

Continued from previous page...

Mol	Chain	Res	Type	Atoms	Z	Observed(°)	Ideal(°)
11	T4	201	CYC	C2A-C1A-NA	2.98	114.39	110.05
11	Z4	201	CYC	C2A-C1A-NA	2.98	114.38	110.05
11	M5	202	CYC	C2C-C1C-NC	2.98	110.84	108.27
11	H3	1001	CYC	CAA-C2A-C3A	2.98	133.43	127.88
11	X1	203	CYC	C2A-C1A-NA	2.98	114.38	110.05
11	03	901	CYC	CHB-C4A-C3A	2.98	132.56	124.90
11	Z1	202	CYC	C2C-C1C-NC	2.98	110.84	108.27
11	M1	202	CYC	C2C-C1C-NC	2.98	110.84	108.27
11	W2	201	CYC	OB-C4B-C3B	-2.98	124.81	128.04
11	E4	201	CYC	OB-C4B-NB	-2.98	118.16	125.08
11	13	903	CYC	CAA-C2A-C3A	2.98	133.42	127.88
11	T4	201	CYC	OB-C4B-NB	-2.98	118.16	125.08
11	M4	202	CYC	C2A-C1A-NA	2.97	114.38	110.05
11	K1	202	CYC	C2C-C1C-NC	2.97	110.84	108.27
11	C6	203	CYC	OB-C4B-C3B	-2.97	124.81	128.04
11	J6	201	CYC	C2C-C1C-NC	2.97	110.84	108.27
11	T8	201	CYC	OB-C4B-NB	-2.97	118.17	125.08
11	X1	202	CYC	C2C-C1C-NC	2.97	110.83	108.27
11	D5	201	CYC	C2C-C1C-NC	2.97	110.83	108.27
11	X8	201	CYC	C2A-C1A-NA	2.97	114.37	110.05
11	p3	1001	CYC	CAA-C2A-C3A	2.97	133.41	127.88
11	t3	1001	CYC	CAA-C2A-C3A	2.97	133.41	127.88
11	H7	1001	CYC	OC-C1C-C2C	-2.97	123.81	126.17
11	S2	201	CYC	OB-C4B-C3B	-2.97	124.82	128.04
11	Z7	1001	CYC	C1B-NB-C4B	-2.97	106.89	110.67
11	Q1	201	CYC	C2A-C1A-NA	2.97	114.37	110.05
11	H7	1001	CYC	C1B-NB-C4B	-2.97	106.89	110.67
11	Z2	201	CYC	C2C-C1C-NC	2.97	110.83	108.27
11	V3	201	CYC	CMB-C2B-C1B	2.97	127.87	124.17
11	H6	201	CYC	OB-C4B-C3B	-2.97	124.82	128.04
11	B1	201	CYC	C2A-C1A-NA	2.97	114.36	110.05
11	C1	202	CYC	C2A-C1A-NA	2.97	114.36	110.05
11	S1	201	CYC	C2A-C1A-NA	2.97	114.36	110.05
11	X5	202	CYC	C2C-C1C-NC	2.97	110.83	108.27
11	13	901	CYC	CHB-C4A-C3A	2.97	132.53	124.90
11	Z8	201	CYC	C2A-C1A-NA	2.96	114.36	110.05
11	K2	203	CYC	OB-C4B-C3B	-2.96	124.82	128.04
11	U6	201	CYC	OB-C4B-C3B	-2.96	124.82	128.04
11	W6	201	CYC	OB-C4B-C3B	-2.96	124.82	128.04
11	Y6	201	CYC	OB-C4B-C3B	-2.96	124.82	128.04
11	J3	201	CYC	CAA-C2A-C3A	2.96	133.40	127.88
11	e3	1001	CYC	CAA-C2A-C3A	2.96	133.40	127.88

Continued on next page...

Continued from previous page...

Mol	Chain	Res	Type	Atoms	Z	Observed(°)	Ideal(°)
11	I2	203	CYC	OB-C4B-C3B	-2.96	124.83	128.04
11	I3	1001	CYC	CAA-C2A-C3A	2.96	133.39	127.88
11	r3	1001	CYC	CMB-C2B-C1B	2.96	127.86	124.17
11	E7	1001	CYC	CMA-C3A-C4A	2.96	129.62	125.06
11	c3	1001	CYC	CMB-C2B-C1B	2.96	127.86	124.17
11	I6	201	CYC	C1B-C2B-C3B	-2.96	104.78	107.87
11	K4	201	CYC	OB-C4B-NB	-2.96	118.20	125.08
11	B5	201	CYC	C2A-C1A-NA	2.96	114.35	110.05
11	N4	301	CYC	OB-C4B-NB	-2.96	118.20	125.08
11	V8	201	CYC	C2A-C1A-NA	2.96	114.35	110.05
11	K8	201	CYC	OB-C4B-NB	-2.96	118.21	125.08
11	x3	1001	CYC	CMB-C2B-C1B	2.96	127.86	124.17
11	O4	201	CYC	CAC-C3C-C2C	-2.96	106.88	114.26
11	V4	201	CYC	C2A-C1A-NA	2.96	114.35	110.05
11	I8	201	CYC	OB-C4B-NB	-2.95	118.21	125.08
11	C5	202	CYC	C2A-C1A-NA	2.95	114.35	110.05
11	I3	903	CYC	CMB-C2B-C1B	2.95	127.86	124.17
11	K8	201	CYC	C2A-C1A-NA	2.95	114.34	110.05
11	X4	201	CYC	OB-C4B-NB	-2.95	118.22	125.08
11	J3	201	CYC	CMB-C2B-C1B	2.95	127.85	124.17
11	X8	201	CYC	OB-C4B-NB	-2.95	118.22	125.08
11	L6	201	CYC	OB-C4B-C3B	-2.95	124.84	128.04
11	A7	1001	CYC	OC-C1C-C2C	-2.95	123.83	126.17
11	V4	201	CYC	OB-C4B-NB	-2.95	118.22	125.08
11	Z4	201	CYC	C1B-C2B-C3B	-2.95	104.79	107.87
11	I8	201	CYC	C2A-C1A-NA	2.95	114.34	110.05
11	V8	201	CYC	OB-C4B-NB	-2.95	118.22	125.08
11	v3	1001	CYC	CMB-C2B-C1B	2.95	127.85	124.17
11	G8	202	CYC	C1B-C2B-C3B	-2.95	104.79	107.87
11	M8	202	CYC	C2A-C1A-NA	2.95	114.34	110.05
11	O3	1001	CYC	CAA-C2A-C3A	2.95	133.37	127.88
11	E8	201	CYC	OB-C4B-NB	-2.95	118.22	125.08
11	T8	201	CYC	C2A-C1A-NA	2.95	114.34	110.05
11	O8	201	CYC	CAC-C3C-C2C	-2.95	106.89	114.26
11	Y8	201	CYC	CAC-C3C-C2C	-2.95	106.89	114.26
11	N8	301	CYC	C1B-C2B-C3B	-2.95	104.79	107.87
11	j3	1001	CYC	CMB-C2B-C1B	2.95	127.85	124.17
11	M4	202	CYC	OB-C4B-NB	-2.95	118.23	125.08
11	J1	201	CYC	C2A-C1A-NA	2.95	114.34	110.05
11	X4	201	CYC	C2A-C1A-NA	2.95	114.34	110.05
11	K4	201	CYC	C2A-C1A-NA	2.95	114.34	110.05
11	M3	201	CYC	CMB-C2B-C1B	2.95	127.85	124.17

Continued on next page...

Continued from previous page...

Mol	Chain	Res	Type	Atoms	Z	Observed(°)	Ideal(°)
11	U8	201	CYC	CAC-C3C-C2C	-2.95	106.90	114.26
11	L8	201	CYC	CAC-C3C-C2C	-2.95	106.90	114.26
11	E8	201	CYC	C1B-C2B-C3B	-2.95	104.80	107.87
11	R6	202	CYC	OB-C4B-C3B	-2.95	124.84	128.04
11	S5	201	CYC	C2A-C1A-NA	2.95	114.33	110.05
11	G4	202	CYC	C1B-C2B-C3B	-2.94	104.80	107.87
11	D2	201	CYC	OB-C4B-C3B	-2.94	124.84	128.04
11	M8	202	CYC	OB-C4B-NB	-2.94	118.23	125.08
11	E8	201	CYC	C2A-C1A-NA	2.94	114.33	110.05
11	M4	201	CYC	CAC-C3C-C2C	-2.94	106.90	114.26
11	S8	201	CYC	CAC-C3C-C2C	-2.94	106.90	114.26
11	N8	301	CYC	OB-C4B-NB	-2.94	118.23	125.08
11	E8	203	CYC	CAC-C3C-C2C	-2.94	106.91	114.26
11	I4	201	CYC	OB-C4B-NB	-2.94	118.24	125.08
11	H2	201	CYC	OB-C4B-C3B	-2.94	124.85	128.04
11	Y4	201	CYC	CAC-C3C-C2C	-2.94	106.91	114.26
11	S4	201	CYC	CAC-C3C-C2C	-2.94	106.91	114.26
11	M8	201	CYC	CAC-C3C-C2C	-2.94	106.91	114.26
11	A8	301	CYC	OB-C4B-NB	-2.94	118.24	125.08
11	U4	201	CYC	CAC-C3C-C2C	-2.94	106.91	114.26
11	I8	203	CYC	CAC-C3C-C2C	-2.94	106.91	114.26
11	E4	201	CYC	C1B-C2B-C3B	-2.94	104.80	107.87
11	Z2	201	CYC	OB-C4B-C3B	-2.94	124.85	128.04
11	A4	301	CYC	OB-C4B-NB	-2.94	118.24	125.08
11	W3	1001	CYC	CMB-C2B-C1B	2.94	127.84	124.17
11	E4	203	CYC	CAC-C3C-C2C	-2.94	106.91	114.26
11	P4	201	CYC	OB-C4B-NB	-2.94	118.24	125.08
11	C2	201	CYC	C1B-C2B-C3B	-2.94	104.80	107.87
11	Z2	202	CYC	C1B-C2B-C3B	-2.94	104.80	107.87
11	B2	201	CYC	OB-C4B-C3B	-2.94	124.85	128.04
11	F1	201	CYC	C2A-C1A-NA	2.94	114.33	110.05
11	I4	201	CYC	C2A-C1A-NA	2.94	114.32	110.05
11	N8	301	CYC	C2A-C1A-NA	2.94	114.32	110.05
11	I4	203	CYC	CAC-C3C-C2C	-2.94	106.92	114.26
11	U3	1001	CYC	CMB-C2B-C1B	2.94	127.83	124.17
11	Z8	201	CYC	OB-C4B-NB	-2.94	118.25	125.08
11	O3	1001	CYC	CMB-C2B-C1B	2.94	127.83	124.17
11	V8	201	CYC	C1B-C2B-C3B	-2.94	104.81	107.87
11	E4	201	CYC	C2A-C1A-NA	2.94	114.32	110.05
11	Q7	1001	CYC	OC-C1C-C2C	-2.94	123.84	126.17
11	C6	201	CYC	C1B-C2B-C3B	-2.94	104.81	107.87
11	P8	201	CYC	OB-C4B-NB	-2.94	118.25	125.08

Continued on next page...

Continued from previous page...

Mol	Chain	Res	Type	Atoms	Z	Observed(°)	Ideal(°)
11	J7	1001	CYC	OC-C1C-C2C	-2.94	123.84	126.17
11	W8	201	CYC	CAC-C3C-C2C	-2.94	106.92	114.26
11	T2	201	CYC	OB-C4B-C3B	-2.94	124.86	128.04
11	M6	201	CYC	C1B-C2B-C3B	-2.94	104.81	107.87
11	Z6	201	CYC	C1B-C2B-C3B	-2.94	104.81	107.87
11	e3	1001	CYC	CMB-C2B-C1B	2.93	127.83	124.17
11	F5	201	CYC	C2A-C1A-NA	2.93	114.32	110.05
11	Z4	201	CYC	OB-C4B-NB	-2.93	118.26	125.08
11	I2	201	CYC	C1B-C2B-C3B	-2.93	104.81	107.87
11	Z8	201	CYC	C1B-C2B-C3B	-2.93	104.81	107.87
11	G4	201	CYC	CAC-C3C-C2C	-2.93	106.93	114.26
11	N4	301	CYC	C1B-C2B-C3B	-2.93	104.81	107.87
11	P6	201	CYC	C1B-C2B-C3B	-2.93	104.81	107.87
11	z3	1001	CYC	CMB-C2B-C1B	2.93	127.83	124.17
11	G8	202	CYC	OB-C4B-NB	-2.93	118.26	125.08
11	W4	201	CYC	CAC-C3C-C2C	-2.93	106.94	114.26
11	m3	201	CYC	CMB-C2B-C1B	2.93	127.83	124.17
11	A6	301	CYC	C1B-C2B-C3B	-2.93	104.81	107.87
11	X7	1001	CYC	CMA-C3A-C4A	2.93	129.58	125.06
11	N4	301	CYC	C2A-C1A-NA	2.93	114.31	110.05
11	G8	202	CYC	C2A-C1A-NA	2.93	114.31	110.05
11	P8	203	CYC	CAC-C3C-C2C	-2.93	106.94	114.26
11	J5	201	CYC	C2A-C1A-NA	2.93	114.31	110.05
11	03	902	CYC	CMB-C2B-C1B	2.93	127.82	124.17
11	Z7	1001	CYC	CMA-C3A-C4A	2.93	129.57	125.06
11	G8	201	CYC	CAC-C3C-C2C	-2.93	106.95	114.26
11	G4	202	CYC	OB-C4B-NB	-2.93	118.28	125.08
11	D8	201	CYC	CAC-C3C-C2C	-2.93	106.95	114.26
11	M4	202	CYC	C1B-C2B-C3B	-2.93	104.82	107.87
11	A8	301	CYC	C1B-C2B-C3B	-2.93	104.82	107.87
11	W6	201	CYC	C2C-C1C-NC	2.93	110.80	108.27
11	L4	201	CYC	CAC-C3C-C2C	-2.92	106.95	114.26
11	p3	1001	CYC	CMB-C2B-C1B	2.92	127.82	124.17
11	D4	201	CYC	CAC-C3C-C2C	-2.92	106.96	114.26
11	P4	203	CYC	CAC-C3C-C2C	-2.92	106.96	114.26
11	T8	201	CYC	C1B-C2B-C3B	-2.92	104.82	107.87
11	l3	1001	CYC	CMB-C2B-C1B	2.92	127.81	124.17
11	B6	201	CYC	OB-C4B-C3B	-2.92	124.87	128.04
11	S7	1001	CYC	CMA-C3A-C4A	2.92	129.56	125.06
11	S3	1001	CYC	CMB-C2B-C1B	2.92	127.81	124.17
11	A4	301	CYC	C1B-C2B-C3B	-2.92	104.83	107.87
11	J7	1001	CYC	CMA-C3A-C4A	2.92	129.55	125.06

Continued on next page...

Continued from previous page...

Mol	Chain	Res	Type	Atoms	Z	Observed(°)	Ideal(°)
11	V7	1001	CYC	CMA-C3A-C4A	2.92	129.55	125.06
11	I3	904	CYC	CMB-C2B-C1B	2.91	127.81	124.17
11	M8	202	CYC	C1B-C2B-C3B	-2.91	104.83	107.87
11	L7	1001	CYC	CMA-C3A-C4A	2.91	129.55	125.06
11	Q7	1001	CYC	CMA-C3A-C4A	2.91	129.55	125.06
11	O6	201	CYC	OB-C4B-C3B	-2.91	124.88	128.04
11	H3	1001	CYC	CMB-C2B-C1B	2.91	127.80	124.17
11	E2	201	CYC	C1B-C2B-C3B	-2.91	104.83	107.87
11	N2	301	CYC	C1B-C2B-C3B	-2.91	104.83	107.87
11	Q2	201	CYC	OB-C4B-C3B	-2.91	124.88	128.04
11	V4	201	CYC	C1B-C2B-C3B	-2.91	104.83	107.87
11	C7	1001	CYC	CMA-C3A-C4A	2.91	129.54	125.06
11	H7	1001	CYC	CMA-C3A-C4A	2.91	129.54	125.06
11	O7	1001	CYC	CMA-C3A-C4A	2.91	129.54	125.06
11	E2	203	CYC	OB-C4B-C3B	-2.91	124.89	128.04
11	T4	201	CYC	C1B-C2B-C3B	-2.91	104.84	107.87
11	I8	201	CYC	C1B-C2B-C3B	-2.91	104.84	107.87
11	M2	201	CYC	C1B-C2B-C3B	-2.90	104.84	107.87
11	X4	201	CYC	C1B-C2B-C3B	-2.90	104.84	107.87
11	n3	1001	CYC	CMB-C2B-C1B	2.90	127.79	124.17
11	K4	202	CYC	CMB-C2B-C1B	2.90	127.79	124.17
11	P2	201	CYC	C1B-C2B-C3B	-2.90	104.84	107.87
11	K4	201	CYC	C1B-C2B-C3B	-2.90	104.84	107.87
11	A7	1001	CYC	CMA-C3A-C4A	2.90	129.53	125.06
11	N6	302	CYC	C1B-C2B-C3B	-2.90	104.85	107.87
11	V6	201	CYC	C1B-C2B-C3B	-2.90	104.85	107.87
11	P8	201	CYC	C1B-C2B-C3B	-2.89	104.85	107.87
11	G4	202	CYC	C2A-C1A-NA	2.89	114.26	110.05
11	N2	302	CYC	C1B-C2B-C3B	-2.89	104.85	107.87
11	K8	201	CYC	C1B-C2B-C3B	-2.89	104.85	107.87
11	03	901	CYC	CBD-CAD-C3D	-2.89	107.69	112.62
11	E6	201	CYC	C1B-C2B-C3B	-2.89	104.86	107.87
11	K6	201	CYC	C1B-C2B-C3B	-2.89	104.86	107.87
11	Q6	201	CYC	OB-C4B-C3B	-2.89	124.91	128.04
11	Q5	201	CYC	C1B-NB-C4B	-2.89	107.00	110.67
11	A2	301	CYC	C1B-C2B-C3B	-2.89	104.86	107.87
11	N6	301	CYC	C1B-C2B-C3B	-2.88	104.86	107.87
11	C5	202	CYC	C4D-CHA-C1A	2.88	132.25	128.81
11	B1	201	CYC	C4D-CHA-C1A	2.88	132.25	128.81
11	X8	201	CYC	C1B-C2B-C3B	-2.88	104.87	107.87
11	K2	201	CYC	C1B-C2B-C3B	-2.88	104.87	107.87
11	Y4	201	CYC	C4D-CHA-C1A	2.88	132.25	128.81

Continued on next page...

Continued from previous page...

Mol	Chain	Res	Type	Atoms	Z	Observed(°)	Ideal(°)
11	E4	203	CYC	C4D-CHA-C1A	2.88	132.24	128.81
11	X5	203	CYC	C4D-CHA-C1A	2.87	132.24	128.81
11	F6	201	CYC	OB-C4B-C3B	-2.87	124.92	128.04
11	B5	201	CYC	C4D-CHA-C1A	2.87	132.24	128.81
11	K8	202	CYC	CMB-C2B-C1B	2.87	127.75	124.17
11	I4	201	CYC	C1B-C2B-C3B	-2.87	104.88	107.87
11	V2	201	CYC	C1B-C2B-C3B	-2.87	104.88	107.87
11	I3	901	CYC	CBD-CAD-C3D	-2.86	107.73	112.62
11	O1	201	CYC	C4D-CHA-C1A	2.86	132.23	128.81
11	N5	301	CYC	C2A-C1A-NA	2.86	114.21	110.05
11	P4	201	CYC	C1B-C2B-C3B	-2.86	104.88	107.87
11	L5	201	CYC	C4D-CHA-C1A	2.86	132.23	128.81
11	N4	301	CYC	OC-C1C-C2C	-2.86	123.90	126.17
11	V5	202	CYC	C1B-NB-C4B	-2.86	107.03	110.67
11	H1	201	CYC	C4D-CHA-C1A	2.86	132.22	128.81
11	C1	202	CYC	C4D-CHA-C1A	2.86	132.22	128.81
11	O5	201	CYC	C1B-NB-C4B	-2.86	107.03	110.67
11	O5	201	CYC	C4D-CHA-C1A	2.86	132.22	128.81
11	F5	201	CYC	C1B-NB-C4B	-2.85	107.03	110.67
11	X1	203	CYC	C4D-CHA-C1A	2.85	132.22	128.81
11	A4	301	CYC	OC-C1C-C2C	-2.85	123.91	126.17
11	Q1	201	CYC	C1B-NB-C4B	-2.85	107.04	110.67
11	S5	201	CYC	C4D-CHA-C1A	2.85	132.22	128.81
11	J5	201	CYC	C4D-CHA-C1A	2.85	132.22	128.81
11	X2	201	CYC	C1B-C2B-C3B	-2.85	104.90	107.87
11	V1	202	CYC	C4D-CHA-C1A	2.85	132.21	128.81
11	F1	201	CYC	C1B-NB-C4B	-2.85	107.04	110.67
11	H5	201	CYC	C4D-CHA-C1A	2.85	132.21	128.81
11	U1	201	CYC	C4D-CHA-C1A	2.85	132.21	128.81
11	N1	301	CYC	C2A-C1A-NA	2.85	114.19	110.05
11	X1	203	CYC	C1B-NB-C4B	-2.84	107.05	110.67
11	V1	202	CYC	C1B-NB-C4B	-2.84	107.05	110.67
11	Y8	201	CYC	C4D-CHA-C1A	2.84	132.20	128.81
11	J1	201	CYC	C4D-CHA-C1A	2.84	132.20	128.81
11	E8	203	CYC	C4D-CHA-C1A	2.84	132.20	128.81
11	V5	202	CYC	C4D-CHA-C1A	2.84	132.20	128.81
11	X3	1001	CYC	C1A-C2A-C3A	-2.84	103.64	106.78
11	I4	201	CYC	OC-C1C-C2C	-2.84	123.92	126.17
11	U5	201	CYC	C4D-CHA-C1A	2.84	132.20	128.81
11	L1	201	CYC	C1B-NB-C4B	-2.84	107.06	110.67
11	Z3	1001	CYC	C1A-C2A-C3A	-2.84	103.64	106.78
11	S1	201	CYC	C4D-CHA-C1A	2.84	132.20	128.81

Continued on next page...

Continued from previous page...

Mol	Chain	Res	Type	Atoms	Z	Observed(°)	Ideal(°)
11	X6	201	CYC	C1B-C2B-C3B	-2.84	104.91	107.87
11	O1	201	CYC	C1B-NB-C4B	-2.84	107.06	110.67
11	P4	201	CYC	OC-C1C-C2C	-2.83	123.92	126.17
11	C1	202	CYC	C1B-NB-C4B	-2.83	107.06	110.67
11	F1	201	CYC	C4D-CHA-C1A	2.83	132.19	128.81
11	A1	302	CYC	C2A-C1A-NA	2.83	114.17	110.05
11	X5	203	CYC	C1B-NB-C4B	-2.83	107.06	110.67
11	P5	201	CYC	C2A-C1A-NA	2.83	114.17	110.05
11	L1	201	CYC	C4D-CHA-C1A	2.83	132.19	128.81
11	Z1	201	CYC	C2A-C1A-NA	2.83	114.16	110.05
11	P4	203	CYC	C4D-CHA-C1A	2.83	132.19	128.81
11	S8	201	CYC	C4D-CHA-C1A	2.83	132.19	128.81
11	Q1	201	CYC	C4D-CHA-C1A	2.82	132.18	128.81
11	P1	201	CYC	C2A-C1A-NA	2.82	114.16	110.05
11	K8	201	CYC	OC-C1C-C2C	-2.82	123.93	126.17
11	S1	201	CYC	C1B-NB-C4B	-2.82	107.07	110.67
11	L5	201	CYC	C1B-NB-C4B	-2.82	107.07	110.67
11	F5	201	CYC	C4D-CHA-C1A	2.82	132.18	128.81
11	J5	201	CYC	C1B-NB-C4B	-2.82	107.08	110.67
11	V1	201	CYC	C2A-C1A-NA	2.82	114.15	110.05
11	J1	201	CYC	C1B-NB-C4B	-2.82	107.08	110.67
11	P8	201	CYC	OC-C1C-C2C	-2.82	123.93	126.17
11	A5	302	CYC	C2A-C1A-NA	2.82	114.15	110.05
11	V6	201	CYC	CMC-C2C-C1C	-2.82	106.33	112.40
11	A5	301	CYC	C2A-C1A-NA	2.82	114.15	110.05
11	I8	201	CYC	OC-C1C-C2C	-2.82	123.93	126.17
11	L4	201	CYC	C4D-CHA-C1A	2.82	132.18	128.81
11	R3	1001	CYC	C1A-C2A-C3A	-2.82	103.67	106.78
11	R1	201	CYC	C2A-C1A-NA	2.82	114.15	110.05
11	R5	201	CYC	C2A-C1A-NA	2.82	114.14	110.05
11	D7	1001	CYC	C1B-C2B-C3B	-2.82	104.93	107.87
11	X8	201	CYC	OC-C1C-C2C	-2.81	123.94	126.17
11	F4	201	CYC	CMB-C2B-C1B	2.81	127.68	124.17
11	Z5	201	CYC	C2A-C1A-NA	2.81	114.14	110.05
11	A1	301	CYC	C2A-C1A-NA	2.81	114.14	110.05
11	P6	201	CYC	CMC-C2C-C1C	-2.81	106.34	112.40
11	w3	1001	CYC	C1A-C2A-C3A	-2.81	103.67	106.78
11	N8	301	CYC	OC-C1C-C2C	-2.81	123.94	126.17
11	H1	201	CYC	C1B-NB-C4B	-2.81	107.09	110.67
11	X5	201	CYC	C2A-C1A-NA	2.81	114.14	110.05
11	G3	1001	CYC	C1A-C2A-C3A	-2.81	103.67	106.78
11	X6	202	CYC	CHA-C1A-NA	-2.81	124.93	128.83

Continued on next page...

Continued from previous page...

Mol	Chain	Res	Type	Atoms	Z	Observed(°)	Ideal(°)
11	A8	301	CYC	OC-C1C-C2C	-2.81	123.94	126.17
11	C6	203	CYC	C1B-C2B-C3B	-2.81	104.94	107.87
11	M5	201	CYC	C2A-C1A-NA	2.81	114.13	110.05
11	N3	1001	CYC	C1A-C2A-C3A	-2.81	103.68	106.78
11	B7	1001	CYC	C1A-C2A-C3A	-2.81	103.68	106.78
11	U5	201	CYC	C1B-NB-C4B	-2.81	107.10	110.67
11	P2	201	CYC	CMC-C2C-C1C	-2.81	106.36	112.40
11	K3	1001	CYC	C1A-C2A-C3A	-2.81	103.68	106.78
11	S4	201	CYC	C4D-CHA-C1A	2.81	132.16	128.81
11	X1	201	CYC	C2A-C1A-NA	2.80	114.13	110.05
11	E8	201	CYC	OC-C1C-C2C	-2.80	123.94	126.17
11	M8	202	CYC	OC-C1C-C2C	-2.80	123.94	126.17
11	C5	202	CYC	C1B-NB-C4B	-2.80	107.10	110.67
11	s3	1001	CYC	C1A-C2A-C3A	-2.80	103.68	106.78
11	V2	201	CYC	CMC-C2C-C1C	-2.80	106.36	112.40
11	G8	202	CYC	OC-C1C-C2C	-2.80	123.94	126.17
11	M1	201	CYC	C2A-C1A-NA	2.80	114.12	110.05
11	I5	201	CYC	C2A-C1A-NA	2.80	114.12	110.05
11	Q5	201	CYC	C4D-CHA-C1A	2.80	132.16	128.81
11	I2	201	CYC	CMC-C2C-C1C	-2.80	106.36	112.40
11	B5	201	CYC	C1B-NB-C4B	-2.80	107.10	110.67
11	I6	201	CYC	CMC-C2C-C1C	-2.80	106.37	112.40
11	D8	201	CYC	C4D-CHA-C1A	2.80	132.15	128.81
11	T3	1001	CYC	C1A-C2A-C3A	-2.80	103.68	106.78
11	V5	201	CYC	C2A-C1A-NA	2.80	114.12	110.05
11	U4	201	CYC	C4D-CHA-C1A	2.80	132.15	128.81
11	q3	1001	CYC	C1A-C2A-C3A	-2.80	103.69	106.78
11	y3	1001	CYC	C1A-C2A-C3A	-2.80	103.69	106.78
11	S5	201	CYC	C1B-NB-C4B	-2.80	107.11	110.67
11	d3	1001	CYC	C1A-C2A-C3A	-2.80	103.69	106.78
11	P7	1001	CYC	C1A-C2A-C3A	-2.80	103.69	106.78
11	Z7	1001	CYC	C4D-CHA-C1A	2.80	132.15	128.81
11	U1	201	CYC	C1B-NB-C4B	-2.80	107.11	110.67
11	K4	201	CYC	OC-C1C-C2C	-2.80	123.95	126.17
11	A6	301	CYC	CMC-C2C-C1C	-2.79	106.38	112.40
11	U8	201	CYC	C4D-CHA-C1A	2.79	132.15	128.81
11	K2	201	CYC	CMC-C2C-C1C	-2.79	106.38	112.40
11	M4	201	CYC	C4D-CHA-C1A	2.79	132.15	128.81
11	W8	201	CYC	C4D-CHA-C1A	2.79	132.15	128.81
11	R5	202	CYC	CMB-C2B-C3B	2.79	133.70	126.12
11	f3	1001	CYC	C1A-C2A-C3A	-2.79	103.69	106.78
11	X2	201	CYC	CMC-C2C-C1C	-2.79	106.38	112.40

Continued on next page...

Continued from previous page...

Mol	Chain	Res	Type	Atoms	Z	Observed(°)	Ideal(°)
11	L7	1001	CYC	C4D-CHA-C1A	2.79	132.14	128.81
11	o3	1001	CYC	C1A-C2A-C3A	-2.79	103.69	106.78
11	M7	1001	CYC	C1B-C2B-C3B	-2.79	104.96	107.87
11	M6	201	CYC	CMC-C2C-C1C	-2.79	106.39	112.40
11	L8	201	CYC	C4D-CHA-C1A	2.79	132.14	128.81
11	F8	201	CYC	CMB-C2B-C1B	2.79	127.65	124.17
11	G6	201	CYC	CMB-C2B-C1B	2.79	127.65	124.17
11	R6	202	CYC	C1B-C2B-C3B	-2.79	104.96	107.87
11	R7	1001	CYC	C1B-C2B-C3B	-2.79	104.96	107.87
11	M7	1001	CYC	CAC-C3C-C2C	-2.79	107.29	114.26
11	I1	201	CYC	C2A-C1A-NA	2.79	114.11	110.05
11	Z6	201	CYC	CMC-C2C-C1C	-2.79	106.39	112.40
11	E7	1001	CYC	C4D-CHA-C1A	2.79	132.14	128.81
11	F7	1001	CYC	CAC-C3C-C2C	-2.79	107.30	114.26
11	M2	201	CYC	CMC-C2C-C1C	-2.79	106.39	112.40
11	k3	1001	CYC	C1A-C2A-C3A	-2.79	103.70	106.78
11	D7	1001	CYC	C1A-C2A-C3A	-2.79	103.70	106.78
11	W4	201	CYC	C4D-CHA-C1A	2.79	132.14	128.81
11	P7	1001	CYC	C1B-C2B-C3B	-2.79	104.96	107.87
11	B1	201	CYC	C1B-NB-C4B	-2.79	107.12	110.67
11	I2	202	CYC	CHA-C1A-NA	-2.79	124.96	128.83
11	P8	203	CYC	C4D-CHA-C1A	2.79	132.14	128.81
11	i3	1001	CYC	C1A-C2A-C3A	-2.79	103.70	106.78
11	C2	201	CYC	CMC-C2C-C1C	-2.79	106.40	112.40
11	G8	201	CYC	C4D-CHA-C1A	2.79	132.14	128.81
11	E6	201	CYC	CMC-C2C-C1C	-2.78	106.40	112.40
11	G4	202	CYC	OC-C1C-C2C	-2.78	123.96	126.17
11	O7	1001	CYC	C4D-CHA-C1A	2.78	132.13	128.81
11	A2	301	CYC	CMC-C2C-C1C	-2.78	106.40	112.40
11	R1	202	CYC	CMB-C2B-C3B	2.78	133.67	126.12
11	X5	202	CYC	CMB-C2B-C3B	2.78	133.67	126.12
11	I7	1001	CYC	C1B-C2B-C3B	-2.78	104.97	107.87
11	T7	1001	CYC	C1A-C2A-C3A	-2.78	103.70	106.78
11	N6	302	CYC	CMC-C2C-C1C	-2.78	106.40	112.40
11	K6	202	CYC	CMB-C2B-C1B	2.78	127.64	124.17
11	D7	1001	CYC	CAC-C3C-C2C	-2.78	107.31	114.26
11	Y7	1001	CYC	CAC-C3C-C2C	-2.78	107.31	114.26
11	I7	1001	CYC	CAC-C3C-C2C	-2.78	107.31	114.26
11	N2	302	CYC	CMC-C2C-C1C	-2.78	106.41	112.40
11	G1	202	CYC	CMB-C2B-C3B	2.78	133.67	126.12
11	Z2	202	CYC	CMC-C2C-C1C	-2.78	106.41	112.40
11	K6	201	CYC	CMC-C2C-C1C	-2.78	106.41	112.40

Continued on next page...

Continued from previous page...

Mol	Chain	Res	Type	Atoms	Z	Observed(°)	Ideal(°)
11	X6	201	CYC	CMC-C2C-C1C	-2.78	106.41	112.40
11	K2	202	CYC	CMB-C2B-C1B	2.78	127.64	124.17
11	C6	201	CYC	CMC-C2C-C1C	-2.78	106.41	112.40
11	Z5	202	CYC	CMB-C2B-C3B	2.78	133.66	126.12
11	K7	1001	CYC	CAC-C3C-C2C	-2.78	107.31	114.26
11	G2	201	CYC	CMB-C2B-C1B	2.78	127.64	124.17
11	P7	1001	CYC	CAC-C3C-C2C	-2.78	107.31	114.26
11	K1	201	CYC	C2A-C1A-NA	2.78	114.09	110.05
11	I4	203	CYC	C2A-C1A-NA	2.78	114.09	110.05
11	b3	1001	CYC	C1A-C2A-C3A	-2.78	103.71	106.78
11	N6	301	CYC	CMC-C2C-C1C	-2.78	106.41	112.40
11	U5	202	CYC	CMB-C2B-C3B	2.78	133.66	126.12
11	Z8	201	CYC	OC-C1C-C2C	-2.78	123.96	126.17
11	I8	203	CYC	C4D-CHA-C1A	2.78	132.13	128.81
11	U6	201	CYC	C1B-C2B-C3B	-2.78	104.97	107.87
11	J7	1001	CYC	C4D-CHA-C1A	2.78	132.13	128.81
11	K5	201	CYC	C2A-C1A-NA	2.78	114.09	110.05
11	V7	1001	CYC	C4D-CHA-C1A	2.78	132.13	128.81
11	N2	301	CYC	CMC-C2C-C1C	-2.78	106.42	112.40
11	I1	202	CYC	CMB-C2B-C3B	2.78	133.65	126.12
11	T1	201	CYC	CMB-C2B-C3B	2.78	133.65	126.12
11	I6	202	CYC	CHA-C1A-NA	-2.78	124.98	128.83
11	E2	203	CYC	C1B-C2B-C3B	-2.78	104.97	107.87
11	I5	202	CYC	CMB-C2B-C3B	2.77	133.65	126.12
11	a7	1001	CYC	CAC-C3C-C2C	-2.77	107.33	114.26
11	E2	201	CYC	CMC-C2C-C1C	-2.77	106.42	112.40
11	U1	202	CYC	CMB-C2B-C3B	2.77	133.65	126.12
11	u3	1001	CYC	C1A-C2A-C3A	-2.77	103.71	106.78
11	R7	1001	CYC	CAC-C3C-C2C	-2.77	107.33	114.26
11	S2	201	CYC	C1B-C2B-C3B	-2.77	104.98	107.87
11	H5	201	CYC	C1B-NB-C4B	-2.77	107.14	110.67
11	G4	201	CYC	C4D-CHA-C1A	2.77	132.12	128.81
11	S7	1001	CYC	C4D-CHA-C1A	2.77	132.12	128.81
11	G5	201	CYC	C2A-C1A-NA	2.77	114.08	110.05
11	W7	1001	CYC	CAC-C3C-C2C	-2.77	107.33	114.26
11	X1	202	CYC	CMB-C2B-C3B	2.77	133.64	126.12
11	I3	1001	CYC	C1A-C2A-C3A	-2.77	103.72	106.78
11	T5	201	CYC	CMB-C2B-C3B	2.77	133.64	126.12
11	O4	201	CYC	C4D-CHA-C1A	2.77	132.12	128.81
11	O8	201	CYC	C4D-CHA-C1A	2.77	132.12	128.81
11	Z1	202	CYC	CMB-C2B-C3B	2.77	133.63	126.12
11	M8	201	CYC	C4D-CHA-C1A	2.77	132.12	128.81

Continued on next page...

Continued from previous page...

Mol	Chain	Res	Type	Atoms	Z	Observed(°)	Ideal(°)
11	F6	201	CYC	C1B-C2B-C3B	-2.77	104.98	107.87
11	C7	1001	CYC	C4D-CHA-C1A	2.77	132.12	128.81
11	G1	201	CYC	C2A-C1A-NA	2.77	114.08	110.05
11	Y7	1001	CYC	C1B-C2B-C3B	-2.77	104.98	107.87
11	V8	201	CYC	OC-C1C-C2C	-2.77	123.97	126.17
11	B7	1001	CYC	CAC-C3C-C2C	-2.77	107.35	114.26
11	T7	1001	CYC	CAC-C3C-C2C	-2.77	107.35	114.26
11	F7	1001	CYC	C1B-C2B-C3B	-2.77	104.98	107.87
11	G5	202	CYC	CMB-C2B-C3B	2.77	133.63	126.12
11	P3	1001	CYC	C1A-C2A-C3A	-2.77	103.72	106.78
11	E4	201	CYC	OC-C1C-C2C	-2.77	123.97	126.17
11	D2	201	CYC	C1B-C2B-C3B	-2.76	104.99	107.87
11	Z4	201	CYC	OC-C1C-C2C	-2.76	123.97	126.17
11	C1	202	CYC	CMB-C2B-C1B	2.76	127.62	124.17
11	X7	1001	CYC	C4D-CHA-C1A	2.76	132.11	128.81
11	G4	201	CYC	C2A-C1A-NA	2.76	114.07	110.05
11	K7	1001	CYC	C1B-C2B-C3B	-2.76	104.99	107.87
11	K1	202	CYC	CMB-C2B-C3B	2.76	133.61	126.12
11	B7	1001	CYC	C1B-C2B-C3B	-2.76	104.99	107.87
11	F5	201	CYC	CMB-C2B-C1B	2.76	127.61	124.17
11	X2	202	CYC	CHA-C1A-NA	-2.76	125.00	128.83
11	X4	201	CYC	OC-C1C-C2C	-2.76	123.98	126.17
11	V4	201	CYC	OC-C1C-C2C	-2.76	123.98	126.17
11	C1	201	CYC	CMB-C2B-C3B	2.76	133.60	126.12
11	M1	202	CYC	CMB-C2B-C3B	2.76	133.60	126.12
11	C5	201	CYC	CMB-C2B-C3B	2.76	133.60	126.12
11	P1	202	CYC	CMB-C2B-C3B	2.75	133.59	126.12
11	J5	201	CYC	CMB-C2B-C1B	2.75	127.61	124.17
11	M5	202	CYC	CMB-C2B-C3B	2.75	133.59	126.12
11	D1	201	CYC	CMB-C2B-C3B	2.75	133.59	126.12
11	M4	202	CYC	OC-C1C-C2C	-2.75	123.98	126.17
11	T8	201	CYC	OC-C1C-C2C	-2.75	123.98	126.17
11	E4	203	CYC	C2A-C1A-NA	2.75	114.05	110.05
11	D4	201	CYC	C4D-CHA-C1A	2.75	132.10	128.81
11	X4	202	CYC	CHA-C1A-NA	-2.75	125.01	128.83
11	H7	1001	CYC	C4D-CHA-C1A	2.75	132.10	128.81
11	I4	203	CYC	C4D-CHA-C1A	2.75	132.09	128.81
11	I8	202	CYC	CHA-C1A-NA	-2.75	125.01	128.83
11	P5	202	CYC	CMB-C2B-C3B	2.75	133.58	126.12
11	a7	1001	CYC	C1B-C2B-C3B	-2.75	105.00	107.87
11	V5	202	CYC	CMB-C2B-C1B	2.75	127.60	124.17
11	I8	203	CYC	C2A-C1A-NA	2.75	114.05	110.05

Continued on next page...

Continued from previous page...

Mol	Chain	Res	Type	Atoms	Z	Observed(°)	Ideal(°)
11	X8	202	CYC	CHA-C1A-NA	-2.75	125.01	128.83
11	D5	201	CYC	CMB-C2B-C3B	2.75	133.58	126.12
11	Q2	201	CYC	C1B-C2B-C3B	-2.75	105.00	107.87
11	Q5	201	CYC	CMB-C2B-C1B	2.75	127.60	124.17
11	R8	201	CYC	CMB-C2B-C1B	2.75	127.60	124.17
11	Z2	201	CYC	C1B-C2B-C3B	-2.75	105.00	107.87
11	W6	201	CYC	C1B-C2B-C3B	-2.75	105.01	107.87
11	V1	202	CYC	CMB-C2B-C1B	2.74	127.59	124.17
11	R4	201	CYC	CMB-C2B-C1B	2.74	127.59	124.17
11	H5	201	CYC	CMB-C2B-C1B	2.74	127.59	124.17
11	F1	201	CYC	CMB-C2B-C1B	2.74	127.59	124.17
11	T2	202	CYC	CMB-C2B-C1B	2.74	127.59	124.17
11	I4	202	CYC	CHA-C1A-NA	-2.74	125.02	128.83
11	Y7	1001	CYC	C1A-C2A-C3A	-2.74	103.75	106.78
11	W7	1001	CYC	C1A-C2A-C3A	-2.74	103.75	106.78
11	M8	201	CYC	C1A-C2A-C3A	-2.74	103.75	106.78
11	J1	201	CYC	CMB-C2B-C1B	2.74	127.59	124.17
11	H2	201	CYC	C1B-C2B-C3B	-2.74	105.01	107.87
11	L5	201	CYC	CMB-C2B-C1B	2.74	127.59	124.17
11	G4	201	CYC	C1A-C2A-C3A	-2.74	103.75	106.78
11	E8	203	CYC	C2A-C1A-NA	2.74	114.03	110.05
11	X2	203	CYC	C1B-C2B-C3B	-2.74	105.01	107.87
11	W8	201	CYC	C2A-C1A-NA	2.74	114.03	110.05
11	L5	201	CYC	CHB-C4A-C3A	2.74	131.94	124.90
11	a7	1001	CYC	C1A-C2A-C3A	-2.74	103.75	106.78
11	A7	1001	CYC	C4D-CHA-C1A	2.74	132.08	128.81
11	F8	201	CYC	CHA-C1A-NA	-2.74	125.03	128.83
11	Z2	203	CYC	CMB-C2B-C1B	2.74	127.58	124.17
11	G8	201	CYC	C2A-C1A-NA	2.74	114.03	110.05
11	K5	202	CYC	CMB-C2B-C3B	2.74	133.55	126.12
11	R7	1001	CYC	C1A-C2A-C3A	-2.74	103.75	106.78
11	Q7	1001	CYC	C4D-CHA-C1A	2.74	132.08	128.81
11	H1	201	CYC	CMB-C2B-C1B	2.74	127.58	124.17
11	U5	201	CYC	CHB-C4A-C3A	2.74	131.94	124.90
11	F7	1001	CYC	C1A-C2A-C3A	-2.74	103.75	106.78
11	T4	201	CYC	OC-C1C-C2C	-2.74	124.00	126.17
11	U1	201	CYC	CHB-C4A-C3A	2.74	131.93	124.90
11	I7	1001	CYC	C1A-C2A-C3A	-2.73	103.76	106.78
11	Z6	202	CYC	CMB-C2B-C1B	2.73	127.58	124.17
11	L1	201	CYC	CHB-C4A-C3A	2.73	131.93	124.90
11	Z8	202	CYC	CMB-C2B-C1B	2.73	127.58	124.17
11	P6	202	CYC	CHA-C1A-NA	-2.73	125.03	128.83

Continued on next page...

Continued from previous page...

Mol	Chain	Res	Type	Atoms	Z	Observed(°)	Ideal(°)
11	L1	201	CYC	CMB-C2B-C1B	2.73	127.58	124.17
11	C5	202	CYC	CMB-C2B-C1B	2.73	127.58	124.17
11	K2	203	CYC	C1B-C2B-C3B	-2.73	105.02	107.87
11	X6	201	CYC	OC-C1C-C2C	-2.73	124.00	126.17
11	P8	203	CYC	CHB-C1B-NB	-2.73	120.19	126.06
11	G2	201	CYC	CHA-C1A-NA	-2.73	125.04	128.83
11	B6	201	CYC	C1B-C2B-C3B	-2.73	105.02	107.87
11	Q6	201	CYC	C1B-C2B-C3B	-2.73	105.02	107.87
11	U4	201	CYC	C2A-C1A-NA	2.73	114.02	110.05
11	O1	201	CYC	CHB-C4A-C3A	2.73	131.91	124.90
11	B2	201	CYC	C1B-C2B-C3B	-2.73	105.03	107.87
11	T7	1001	CYC	C1B-C2B-C3B	-2.73	105.03	107.87
11	L6	201	CYC	C1B-C2B-C3B	-2.73	105.03	107.87
11	Y6	201	CYC	C1B-C2B-C3B	-2.73	105.03	107.87
11	U8	201	CYC	C1A-C2A-C3A	-2.72	103.77	106.78
11	C4	201	CYC	CHA-C1A-NA	-2.72	125.05	128.83
11	W7	1001	CYC	C1B-C2B-C3B	-2.72	105.03	107.87
11	W4	201	CYC	C2A-C1A-NA	2.72	114.01	110.05
11	Q1	201	CYC	CMB-C2B-C1B	2.72	127.57	124.17
11	U5	201	CYC	CMB-C2B-C1B	2.72	127.57	124.17
11	O8	201	CYC	C1A-C2A-C3A	-2.72	103.77	106.78
11	S8	201	CYC	C2A-C1A-NA	2.72	114.01	110.05
11	I6	202	CYC	CMB-C2B-C1B	2.72	127.57	124.17
11	L4	201	CYC	C2A-C1A-NA	2.72	114.01	110.05
11	O4	201	CYC	C1A-C2A-C3A	-2.72	103.77	106.78
11	F4	201	CYC	CHA-C1A-NA	-2.72	125.05	128.83
11	U1	201	CYC	CMB-C2B-C1B	2.72	127.56	124.17
11	S4	201	CYC	CHB-C1B-NB	-2.72	120.22	126.06
11	M4	201	CYC	C1A-C2A-C3A	-2.72	103.77	106.78
11	K7	1001	CYC	C1A-C2A-C3A	-2.72	103.77	106.78
11	L8	201	CYC	C2A-C1A-NA	2.72	114.01	110.05
11	U8	201	CYC	C2A-C1A-NA	2.72	114.01	110.05
11	Y4	201	CYC	CHB-C1B-NB	-2.72	120.22	126.06
11	P4	203	CYC	CHB-C1B-NB	-2.72	120.22	126.06
11	V1	202	CYC	CHB-C4A-C3A	2.72	131.90	124.90
11	J1	201	CYC	CHB-C4A-C3A	2.72	131.89	124.90
11	I2	203	CYC	C1B-C2B-C3B	-2.72	105.03	107.87
11	M4	201	CYC	C2A-C1A-NA	2.72	114.00	110.05
11	G8	201	CYC	CHB-C1B-NB	-2.72	120.22	126.06
11	M8	201	CYC	CHB-C1B-NB	-2.72	120.22	126.06
11	O5	201	CYC	CHB-C4A-C3A	2.72	131.89	124.90
11	F5	201	CYC	CHB-C4A-C3A	2.72	131.89	124.90

Continued on next page...

Continued from previous page...

Mol	Chain	Res	Type	Atoms	Z	Observed(°)	Ideal(°)
11	X1	203	CYC	CHB-C4A-C3A	2.72	131.89	124.90
11	K2	202	CYC	CHA-C1A-NA	-2.72	125.06	128.83
11	Z6	202	CYC	CHA-C1A-NA	-2.72	125.06	128.83
11	H5	201	CYC	CHB-C4A-C3A	2.72	131.89	124.90
11	M4	201	CYC	CHB-C1B-NB	-2.72	120.22	126.06
11	K6	202	CYC	CHA-C1A-NA	-2.72	125.06	128.83
11	D8	201	CYC	CHB-C1B-NB	-2.72	120.23	126.06
11	C6	202	CYC	CHA-C1A-NA	-2.72	125.06	128.83
11	G4	201	CYC	CHB-C1B-NB	-2.72	120.23	126.06
11	V5	202	CYC	CHB-C4A-C3A	2.72	131.88	124.90
11	S1	201	CYC	CHB-C4A-C3A	2.71	131.88	124.90
11	U4	201	CYC	C1A-C2A-C3A	-2.71	103.78	106.78
11	Q1	201	CYC	CHB-C4A-C3A	2.71	131.88	124.90
11	Q5	201	CYC	CHB-C4A-C3A	2.71	131.88	124.90
11	S8	201	CYC	CHB-C1B-NB	-2.71	120.23	126.06
11	S5	201	CYC	CHB-C4A-C3A	2.71	131.88	124.90
11	V6	202	CYC	CHA-C1A-NA	-2.71	125.06	128.83
11	M7	1001	CYC	C1A-C2A-C3A	-2.71	103.78	106.78
11	X2	202	CYC	CMB-C2B-C1B	2.71	127.55	124.17
11	P8	203	CYC	C2A-C1A-NA	2.71	113.99	110.05
11	X1	203	CYC	CMB-C2B-C1B	2.71	127.55	124.17
11	B5	201	CYC	CMB-C2B-C1B	2.71	127.55	124.17
11	J5	201	CYC	CHB-C4A-C3A	2.71	131.87	124.90
11	K8	202	CYC	CHA-C1A-NA	-2.71	125.07	128.83
11	L4	201	CYC	CHB-C1B-NB	-2.71	120.24	126.06
11	X6	202	CYC	CMB-C2B-C1B	2.71	127.55	124.17
11	W4	201	CYC	C1A-C2A-C3A	-2.71	103.78	106.78
11	P8	202	CYC	CHA-C1A-NA	-2.71	125.07	128.83
11	T6	201	CYC	CHA-C1A-NA	-2.71	125.07	128.83
11	F1	201	CYC	CHB-C4A-C3A	2.71	131.87	124.90
11	T4	202	CYC	CHA-C1A-NA	-2.71	125.07	128.83
11	Z8	202	CYC	CHA-C1A-NA	-2.71	125.07	128.83
11	S4	201	CYC	C2A-C1A-NA	2.71	113.99	110.05
11	D8	201	CYC	C2A-C1A-NA	2.71	113.99	110.05
11	W2	201	CYC	C1B-C2B-C3B	-2.71	105.05	107.87
11	I8	203	CYC	C1A-C2A-C3A	-2.71	103.79	106.78
11	I8	202	CYC	CMB-C2B-C1B	2.71	127.55	124.17
11	X8	202	CYC	CMB-C2B-C1B	2.71	127.55	124.17
11	T2	202	CYC	CHA-C1A-NA	-2.71	125.07	128.83
11	Z4	202	CYC	CMB-C2B-C1B	2.71	127.55	124.17
11	W8	201	CYC	CHB-C1B-NB	-2.70	120.25	126.06
11	P4	202	CYC	CHA-C1A-NA	-2.70	125.08	128.83

Continued on next page...

Continued from previous page...

Mol	Chain	Res	Type	Atoms	Z	Observed(°)	Ideal(°)
11	R2	201	CYC	CMB-C2B-C1B	2.70	127.54	124.17
11	T8	202	CYC	CMB-C2B-C1B	2.70	127.54	124.17
11	U8	201	CYC	CHB-C1B-NB	-2.70	120.25	126.06
11	Y8	201	CYC	C2A-C1A-NA	2.70	113.98	110.05
11	T6	201	CYC	CMB-C2B-C1B	2.70	127.54	124.17
11	I4	203	CYC	C1A-C2A-C3A	-2.70	103.79	106.78
11	B1	201	CYC	CHB-C4A-C3A	2.70	131.85	124.90
11	O4	201	CYC	C2A-C1A-NA	2.70	113.98	110.05
11	E8	203	CYC	CHB-C1B-NB	-2.70	120.25	126.06
11	L8	201	CYC	CHB-C1B-NB	-2.70	120.26	126.06
11	X5	203	CYC	CHB-C4A-C3A	2.70	131.85	124.90
11	K4	202	CYC	CHA-C1A-NA	-2.70	125.08	128.83
11	M8	201	CYC	C2A-C1A-NA	2.70	113.98	110.05
11	E4	202	CYC	CMB-C2B-C1B	2.70	127.54	124.17
11	X5	203	CYC	CMB-C2B-C1B	2.70	127.54	124.17
11	E8	202	CYC	CMB-C2B-C1B	2.70	127.54	124.17
11	T2	201	CYC	C1B-C2B-C3B	-2.70	105.05	107.87
11	V2	201	CYC	OC-C1C-C2C	-2.70	124.03	126.17
11	X2	201	CYC	OC-C1C-C2C	-2.70	124.03	126.17
11	H1	201	CYC	CHB-C4A-C3A	2.70	131.84	124.90
11	D8	201	CYC	C1A-C2A-C3A	-2.70	103.80	106.78
11	E8	203	CYC	C1A-C2A-C3A	-2.70	103.80	106.78
11	G6	201	CYC	CHA-C1A-NA	-2.70	125.08	128.83
11	C1	202	CYC	CHB-C4A-C3A	2.70	131.84	124.90
11	N6	302	CYC	OC-C1C-C2C	-2.70	124.03	126.17
11	O8	201	CYC	CHB-C1B-NB	-2.70	120.26	126.06
11	B1	201	CYC	CMB-C2B-C1B	2.70	127.54	124.17
11	D4	201	CYC	C2A-C1A-NA	2.70	113.97	110.05
11	G8	201	CYC	C1A-C2A-C3A	-2.70	103.80	106.78
11	I2	202	CYC	CMB-C2B-C1B	2.70	127.53	124.17
11	H6	201	CYC	C1B-C2B-C3B	-2.70	105.06	107.87
11	C2	202	CYC	CHA-C1A-NA	-2.70	125.08	128.83
11	C8	201	CYC	CHA-C1A-NA	-2.70	125.08	128.83
11	E2	202	CYC	CMB-C2B-C1B	2.70	127.53	124.17
11	W8	201	CYC	C1A-C2A-C3A	-2.70	103.80	106.78
11	Y8	201	CYC	CHB-C1B-NB	-2.70	120.27	126.06
11	O1	201	CYC	CMB-C2B-C1B	2.70	127.53	124.17
11	S1	201	CYC	CMB-C2B-C1B	2.70	127.53	124.17
11	C5	202	CYC	CHB-C4A-C3A	2.70	131.83	124.90
11	O4	201	CYC	CHB-C1B-NB	-2.70	120.27	126.06
11	U4	201	CYC	CHB-C1B-NB	-2.70	120.27	126.06
11	D4	201	CYC	CHB-C1B-NB	-2.69	120.27	126.06

Continued on next page...

Continued from previous page...

Mol	Chain	Res	Type	Atoms	Z	Observed(°)	Ideal(°)
11	Z2	203	CYC	CHA-C1A-NA	-2.69	125.09	128.83
11	E4	203	CYC	C1A-C2A-C3A	-2.69	103.80	106.78
11	L8	201	CYC	C1A-C2A-C3A	-2.69	103.80	106.78
11	I4	202	CYC	CMB-C2B-C1B	2.69	127.53	124.17
11	P2	202	CYC	CHA-C1A-NA	-2.69	125.09	128.83
11	W4	201	CYC	CHB-C1B-NB	-2.69	120.28	126.06
11	R6	202	CYC	CBC-CAC-C3C	-2.69	107.48	113.47
11	V2	202	CYC	CHA-C1A-NA	-2.69	125.10	128.83
11	O8	201	CYC	C2A-C1A-NA	2.69	113.96	110.05
11	N6	301	CYC	OC-C1C-C2C	-2.69	124.04	126.17
11	P4	203	CYC	C2A-C1A-NA	2.69	113.96	110.05
11	I8	203	CYC	CHB-C1B-NB	-2.69	120.29	126.06
11	J6	201	CYC	C1B-C2B-C3B	-2.69	105.07	107.87
11	S8	201	CYC	C1A-C2A-C3A	-2.69	103.81	106.78
11	I4	203	CYC	CHB-C1B-NB	-2.69	120.29	126.06
11	P8	203	CYC	C1A-C2A-C3A	-2.68	103.81	106.78
11	O6	201	CYC	C1B-C2B-C3B	-2.68	105.07	107.87
11	B5	201	CYC	CHB-C4A-C3A	2.68	131.80	124.90
11	R4	201	CYC	CHA-C1A-NA	-2.68	125.10	128.83
11	D4	201	CYC	C1A-C2A-C3A	-2.68	103.81	106.78
11	Y8	201	CYC	C1A-C2A-C3A	-2.68	103.81	106.78
11	L4	201	CYC	C1A-C2A-C3A	-2.68	103.81	106.78
11	S4	201	CYC	C1A-C2A-C3A	-2.68	103.81	106.78
11	Y4	201	CYC	C2A-C1A-NA	2.68	113.95	110.05
11	T8	202	CYC	CHA-C1A-NA	-2.68	125.11	128.83
11	E4	203	CYC	CHB-C1B-NB	-2.68	120.30	126.06
11	Y4	201	CYC	C1A-C2A-C3A	-2.68	103.82	106.78
11	X4	202	CYC	CMB-C2B-C1B	2.68	127.51	124.17
11	S2	201	CYC	CBC-CAC-C3C	-2.68	107.50	113.47
11	F6	201	CYC	CBC-CAC-C3C	-2.68	107.50	113.47
11	L8	202	CYC	CHA-C1A-NA	-2.68	125.11	128.83
11	V8	202	CYC	CHA-C1A-NA	-2.68	125.11	128.83
11	O5	201	CYC	CMB-C2B-C1B	2.68	127.51	124.17
11	N2	302	CYC	OC-C1C-C2C	-2.68	124.05	126.17
11	J5	201	CYC	CMD-C2D-C3D	2.68	129.99	124.94
11	Z4	202	CYC	CHA-C1A-NA	-2.68	125.11	128.83
11	F6	201	CYC	OB-C4B-NB	-2.68	118.86	125.08
11	H2	201	CYC	CBC-CAC-C3C	-2.68	107.51	113.47
11	M2	202	CYC	CHA-C1A-NA	-2.68	125.12	128.83
11	X2	203	CYC	CBC-CAC-C3C	-2.67	107.52	113.47
11	M6	202	CYC	CHA-C1A-NA	-2.67	125.12	128.83
11	L7	1001	CYC	C2A-C1A-NA	2.67	113.94	110.05

Continued on next page...

Continued from previous page...

Mol	Chain	Res	Type	Atoms	Z	Observed(°)	Ideal(°)
11	R2	201	CYC	CHA-C1A-NA	-2.67	125.12	128.83
11	T4	202	CYC	CMB-C2B-C1B	2.67	127.50	124.17
11	R6	201	CYC	CMB-C2B-C1B	2.67	127.50	124.17
11	P6	202	CYC	CMB-C2B-C1B	2.67	127.50	124.17
11	N2	301	CYC	OC-C1C-C2C	-2.67	124.05	126.17
11	Y6	201	CYC	CBC-CAC-C3C	-2.67	107.53	113.47
11	E2	203	CYC	CBC-CAC-C3C	-2.67	107.53	113.47
11	B6	201	CYC	CBC-CAC-C3C	-2.67	107.53	113.47
11	E7	1001	CYC	C2A-C1A-NA	2.67	113.93	110.05
11	Z4	201	CYC	C4A-C3A-C2A	-2.67	103.45	106.51
11	H6	201	CYC	CBC-CAC-C3C	-2.67	107.53	113.47
11	B6	201	CYC	OB-C4B-NB	-2.66	118.88	125.08
11	E6	202	CYC	CMB-C2B-C1B	2.66	127.49	124.17
11	R6	201	CYC	CHA-C1A-NA	-2.66	125.13	128.83
11	F1	201	CYC	CMD-C2D-C3D	2.66	129.96	124.94
11	C5	202	CYC	CMD-C2D-C3D	2.66	129.96	124.94
11	E2	202	CYC	CHA-C1A-NA	-2.66	125.14	128.83
11	Z7	1001	CYC	C2A-C1A-NA	2.66	113.92	110.05
11	Z2	201	CYC	CBC-CAC-C3C	-2.66	107.54	113.47
11	S5	201	CYC	CMB-C2B-C1B	2.66	127.49	124.17
11	F5	201	CYC	CMD-C2D-C3D	2.66	129.96	124.94
11	I2	203	CYC	CBC-CAC-C3C	-2.66	107.55	113.47
11	Q7	1001	CYC	C2A-C1A-NA	2.66	113.92	110.05
11	Q2	201	CYC	CBC-CAC-C3C	-2.66	107.55	113.47
11	J6	201	CYC	CBC-CAC-C3C	-2.66	107.55	113.47
11	K2	203	CYC	CBC-CAC-C3C	-2.66	107.55	113.47
11	O5	201	CYC	CMD-C2D-C3D	2.66	129.95	124.94
11	V5	202	CYC	CMD-C2D-C3D	2.66	129.95	124.94
11	O7	1001	CYC	C2A-C1A-NA	2.66	113.92	110.05
11	H2	201	CYC	OB-C4B-NB	-2.66	118.90	125.08
11	C1	202	CYC	CMD-C2D-C3D	2.66	129.95	124.94
11	B2	201	CYC	CBC-CAC-C3C	-2.66	107.55	113.47
11	W2	201	CYC	CBC-CAC-C3C	-2.66	107.55	113.47
11	E2	201	CYC	OC-C1C-C2C	-2.66	124.06	126.17
11	J1	201	CYC	CMD-C2D-C3D	2.66	129.95	124.94
11	R8	201	CYC	CHA-C1A-NA	-2.66	125.14	128.83
11	E7	1001	CYC	C4A-C3A-C2A	-2.66	103.46	106.51
11	L6	201	CYC	CBC-CAC-C3C	-2.66	107.56	113.47
11	W6	201	CYC	CBC-CAC-C3C	-2.66	107.56	113.47
11	K6	201	CYC	OC-C1C-C2C	-2.65	124.06	126.17
11	W2	201	CYC	OB-C4B-NB	-2.65	118.91	125.08
11	M8	202	CYC	C4A-C3A-C2A	-2.65	103.46	106.51

Continued on next page...

Continued from previous page...

Mol	Chain	Res	Type	Atoms	Z	Observed(°)	Ideal(°)
11	Q1	201	CYC	CMD-C2D-C3D	2.65	129.94	124.94
11	J7	1001	CYC	C2A-C1A-NA	2.65	113.91	110.05
11	T2	201	CYC	OB-C4B-NB	-2.65	118.91	125.08
11	Z8	201	CYC	C4A-C3A-C2A	-2.65	103.46	106.51
11	V4	202	CYC	CHA-C1A-NA	-2.65	125.15	128.83
11	U6	201	CYC	CBC-CAC-C3C	-2.65	107.56	113.47
11	Q6	201	CYC	CBC-CAC-C3C	-2.65	107.56	113.47
11	B2	201	CYC	OB-C4B-NB	-2.65	118.92	125.08
11	E6	202	CYC	CHA-C1A-NA	-2.65	125.15	128.83
11	V1	202	CYC	CMD-C2D-C3D	2.65	129.94	124.94
11	V8	201	CYC	C4A-C3A-C2A	-2.65	103.47	106.51
11	C4	201	CYC	CMB-C2B-C1B	2.65	127.47	124.17
11	T2	201	CYC	CBC-CAC-C3C	-2.65	107.58	113.47
11	H7	1001	CYC	C2A-C1A-NA	2.65	113.90	110.05
11	E2	203	CYC	OB-C4B-NB	-2.64	118.93	125.08
11	P4	203	CYC	C1A-C2A-C3A	-2.64	103.86	106.78
11	V3	201	CYC	C2A-C1A-NA	2.64	113.89	110.05
11	J6	201	CYC	OB-C4B-NB	-2.64	118.93	125.08
11	H6	201	CYC	OB-C4B-NB	-2.64	118.94	125.08
11	O6	201	CYC	OB-C4B-NB	-2.64	118.94	125.08
11	M4	202	CYC	C4A-C3A-C2A	-2.64	103.47	106.51
11	I2	203	CYC	OB-C4B-NB	-2.64	118.94	125.08
11	S2	201	CYC	OB-C4B-NB	-2.64	118.94	125.08
11	W6	201	CYC	OB-C4B-NB	-2.64	118.94	125.08
11	R5	201	CYC	O2A-CGA-CBA	2.64	122.52	114.03
11	X7	1001	CYC	C2A-C1A-NA	2.64	113.89	110.05
11	V3	201	CYC	C1B-CHB-C4A	2.64	134.53	128.08
11	R6	202	CYC	OB-C4B-NB	-2.64	118.94	125.08
11	S7	1001	CYC	C4A-C3A-C2A	-2.64	103.48	106.51
11	L4	202	CYC	CHA-C1A-NA	-2.64	125.16	128.83
11	X5	203	CYC	CMD-C2D-C3D	2.64	129.92	124.94
11	P6	201	CYC	OC-C1C-C2C	-2.64	124.07	126.17
11	V7	1001	CYC	C2A-C1A-NA	2.64	113.89	110.05
11	O1	201	CYC	CMD-C2D-C3D	2.64	129.92	124.94
11	P2	202	CYC	CMB-C2B-C1B	2.64	127.46	124.17
11	S7	1001	CYC	C2A-C1A-NA	2.64	113.89	110.05
11	S1	201	CYC	CMD-C2D-C3D	2.64	129.92	124.94
11	Q5	201	CYC	CMD-C2D-C3D	2.64	129.92	124.94
11	O6	201	CYC	CBC-CAC-C3C	-2.64	107.59	113.47
11	U5	201	CYC	CMD-C2D-C3D	2.64	129.91	124.94
11	V4	201	CYC	C4A-C3A-C2A	-2.64	103.48	106.51
11	U6	201	CYC	OB-C4B-NB	-2.64	118.95	125.08

Continued on next page...

Continued from previous page...

Mol	Chain	Res	Type	Atoms	Z	Observed(°)	Ideal(°)
11	m3	201	CYC	C1B-CHB-C4A	2.64	134.52	128.08
11	m3	201	CYC	C2A-C1A-NA	2.64	113.88	110.05
11	K4	201	CYC	C4A-C3A-C2A	-2.64	103.48	106.51
11	L6	201	CYC	OB-C4B-NB	-2.64	118.95	125.08
11	D2	201	CYC	CBC-CAC-C3C	-2.64	107.60	113.47
11	G8	202	CYC	C4A-C3A-C2A	-2.64	103.48	106.51
11	K8	201	CYC	C4A-C3A-C2A	-2.64	103.48	106.51
11	X1	203	CYC	CMD-C2D-C3D	2.64	129.91	124.94
11	C6	203	CYC	CBC-CAC-C3C	-2.63	107.60	113.47
11	H1	201	CYC	CMD-C2D-C3D	2.63	129.91	124.94
11	Q2	201	CYC	OB-C4B-NB	-2.63	118.96	125.08
11	C2	202	CYC	CMB-C2B-C1B	2.63	127.45	124.17
11	R1	201	CYC	O2A-CGA-CBA	2.63	122.49	114.03
11	Z2	201	CYC	OB-C4B-NB	-2.63	118.96	125.08
11	S5	201	CYC	CMD-C2D-C3D	2.63	129.91	124.94
11	K2	201	CYC	OC-C1C-C2C	-2.63	124.08	126.17
11	A7	1001	CYC	C2A-C1A-NA	2.63	113.88	110.05
11	Y6	201	CYC	OB-C4B-NB	-2.63	118.96	125.08
11	C7	1001	CYC	C2A-C1A-NA	2.63	113.88	110.05
11	C6	201	CYC	OC-C1C-C2C	-2.63	124.08	126.17
11	I8	201	CYC	C4A-C3A-C2A	-2.63	103.49	106.51
11	V3	201	CYC	C1A-C2A-C3A	-2.63	103.87	106.78
11	K2	203	CYC	OB-C4B-NB	-2.63	118.96	125.08
11	E4	202	CYC	CHA-C1A-NA	-2.63	125.18	128.83
11	U1	201	CYC	CMD-C2D-C3D	2.63	129.90	124.94
11	I6	201	CYC	OC-C1C-C2C	-2.63	124.08	126.17
11	Z2	202	CYC	OC-C1C-C2C	-2.63	124.08	126.17
11	I4	201	CYC	C4A-C3A-C2A	-2.63	103.49	106.51
11	N5	301	CYC	O2A-CGA-CBA	2.63	122.47	114.03
11	P4	201	CYC	C4A-C3A-C2A	-2.63	103.49	106.51
11	B1	201	CYC	CMD-C2D-C3D	2.63	129.90	124.94
11	B5	201	CYC	CMD-C2D-C3D	2.63	129.90	124.94
11	D2	201	CYC	OB-C4B-NB	-2.63	118.97	125.08
11	G1	201	CYC	O2A-CGA-CBA	2.63	122.47	114.03
11	Q6	201	CYC	OB-C4B-NB	-2.63	118.98	125.08
11	G5	201	CYC	O2A-CGA-CBA	2.63	122.46	114.03
11	J7	1001	CYC	C4A-C3A-C2A	-2.62	103.49	106.51
11	C2	201	CYC	OC-C1C-C2C	-2.62	124.09	126.17
11	A1	301	CYC	O2A-CGA-CBA	2.62	122.46	114.03
11	I1	201	CYC	O2A-CGA-CBA	2.62	122.46	114.03
11	A1	302	CYC	O2A-CGA-CBA	2.62	122.46	114.03
11	X2	203	CYC	OB-C4B-NB	-2.62	118.98	125.08

Continued on next page...

Continued from previous page...

Mol	Chain	Res	Type	Atoms	Z	Observed(°)	Ideal(°)
11	I5	201	CYC	O2A-CGA-CBA	2.62	122.46	114.03
11	P4	202	CYC	CMB-C2B-C1B	2.62	127.44	124.17
11	P1	201	CYC	O2A-CGA-CBA	2.62	122.45	114.03
11	A5	301	CYC	O2A-CGA-CBA	2.62	122.45	114.03
11	H5	201	CYC	CMD-C2D-C3D	2.62	129.88	124.94
11	P5	201	CYC	O2A-CGA-CBA	2.62	122.45	114.03
11	X5	201	CYC	O2A-CGA-CBA	2.62	122.45	114.03
11	M6	201	CYC	OC-C1C-C2C	-2.62	124.09	126.17
11	V6	201	CYC	OC-C1C-C2C	-2.62	124.09	126.17
11	Z1	201	CYC	O2A-CGA-CBA	2.62	122.45	114.03
11	C8	201	CYC	CMB-C2B-C1B	2.62	127.44	124.17
11	X4	201	CYC	C2C-C1C-NC	2.62	110.53	108.27
11	N1	301	CYC	O2A-CGA-CBA	2.62	122.44	114.03
11	L5	201	CYC	CMD-C2D-C3D	2.62	129.88	124.94
11	Z6	201	CYC	OC-C1C-C2C	-2.62	124.09	126.17
11	C6	203	CYC	OB-C4B-NB	-2.62	118.99	125.08
11	A4	301	CYC	C4A-C3A-C2A	-2.62	103.50	106.51
11	E6	201	CYC	OC-C1C-C2C	-2.62	124.09	126.17
11	A7	1001	CYC	C4A-C3A-C2A	-2.62	103.50	106.51
11	Z5	201	CYC	O2A-CGA-CBA	2.62	122.44	114.03
11	M1	201	CYC	O2A-CGA-CBA	2.62	122.44	114.03
11	Q7	1001	CYC	C4A-C3A-C2A	-2.62	103.50	106.51
11	O7	1001	CYC	C4A-C3A-C2A	-2.61	103.51	106.51
11	K5	201	CYC	O2A-CGA-CBA	2.61	122.43	114.03
11	L1	201	CYC	CMD-C2D-C3D	2.61	129.87	124.94
11	X1	201	CYC	O2A-CGA-CBA	2.61	122.42	114.03
11	C7	1001	CYC	C4A-C3A-C2A	-2.61	103.51	106.51
11	V5	201	CYC	O2A-CGA-CBA	2.61	122.42	114.03
11	E4	201	CYC	C2C-C1C-NC	2.61	110.53	108.27
11	V6	202	CYC	CMB-C2B-C1B	2.61	127.43	124.17
11	E8	201	CYC	C4A-C3A-C2A	-2.61	103.51	106.51
11	K1	201	CYC	O2A-CGA-CBA	2.61	122.42	114.03
11	V1	201	CYC	O2A-CGA-CBA	2.61	122.42	114.03
11	N4	301	CYC	C2C-C1C-NC	2.61	110.52	108.27
11	C6	202	CYC	CMB-C2B-C1B	2.61	127.42	124.17
11	V4	202	CYC	CMB-C2B-C1B	2.61	127.42	124.17
11	A5	302	CYC	O2A-CGA-CBA	2.61	122.41	114.03
11	X8	201	CYC	C4A-C3A-C2A	-2.61	103.52	106.51
11	N4	301	CYC	C4A-C3A-C2A	-2.60	103.52	106.51
11	P4	201	CYC	C2C-C1C-NC	2.60	110.52	108.27
11	M2	202	CYC	CMB-C2B-C1B	2.60	127.42	124.17
11	A8	301	CYC	C4A-C3A-C2A	-2.60	103.52	106.51

Continued on next page...

Continued from previous page...

Mol	Chain	Res	Type	Atoms	Z	Observed(°)	Ideal(°)
11	P2	201	CYC	OC-C1C-C2C	-2.60	124.10	126.17
11	I2	201	CYC	OC-C1C-C2C	-2.60	124.10	126.17
11	M5	201	CYC	O2A-CGA-CBA	2.60	122.39	114.03
11	E4	201	CYC	C4A-C3A-C2A	-2.60	103.52	106.51
11	V2	202	CYC	CMB-C2B-C1B	2.60	127.41	124.17
11	a7	1001	CYC	CAD-CBD-CGD	-2.60	106.48	113.76
11	N8	301	CYC	C2C-C1C-NC	2.60	110.51	108.27
11	V7	1001	CYC	C4A-C3A-C2A	-2.60	103.53	106.51
11	N8	301	CYC	C4A-C3A-C2A	-2.60	103.53	106.51
11	T8	201	CYC	C4A-C3A-C2A	-2.60	103.53	106.51
11	E8	202	CYC	CHA-C1A-NA	-2.60	125.23	128.83
11	P8	201	CYC	C4A-C3A-C2A	-2.60	103.53	106.51
11	L8	202	CYC	CMB-C2B-C1B	2.59	127.41	124.17
11	P8	202	CYC	CMB-C2B-C1B	2.59	127.41	124.17
11	Y7	1001	CYC	CAD-CBD-CGD	-2.59	106.49	113.76
11	G4	202	CYC	C4A-C3A-C2A	-2.59	103.53	106.51
11	X7	1001	CYC	C4A-C3A-C2A	-2.59	103.53	106.51
11	X4	201	CYC	C4A-C3A-C2A	-2.59	103.53	106.51
11	T7	1001	CYC	CAD-CBD-CGD	-2.59	106.50	113.76
11	V8	202	CYC	CMB-C2B-C1B	2.59	127.40	124.17
11	G4	202	CYC	C2C-C1C-NC	2.59	110.50	108.27
11	E8	201	CYC	C2C-C1C-NC	2.59	110.50	108.27
11	I7	1001	CYC	CAD-CBD-CGD	-2.59	106.51	113.76
11	Z7	1001	CYC	C4A-C3A-C2A	-2.59	103.54	106.51
11	P7	1001	CYC	CAD-CBD-CGD	-2.59	106.51	113.76
11	X8	201	CYC	C2C-C1C-NC	2.58	110.50	108.27
11	I4	201	CYC	C2C-C1C-NC	2.58	110.50	108.27
11	A2	301	CYC	OC-C1C-C2C	-2.58	124.12	126.17
11	A6	301	CYC	OC-C1C-C2C	-2.58	124.12	126.17
11	T4	201	CYC	C2C-C1C-NC	2.58	110.50	108.27
11	P8	201	CYC	C2C-C1C-NC	2.58	110.50	108.27
11	K7	1001	CYC	CAD-CBD-CGD	-2.58	106.53	113.76
11	R7	1001	CYC	CAD-CBD-CGD	-2.58	106.53	113.76
11	L4	202	CYC	CMB-C2B-C1B	2.58	127.39	124.17
11	F7	1001	CYC	CAD-CBD-CGD	-2.58	106.53	113.76
11	D7	1001	CYC	CAD-CBD-CGD	-2.58	106.54	113.76
11	G8	202	CYC	C2C-C1C-NC	2.58	110.49	108.27
11	W7	1001	CYC	CAD-CBD-CGD	-2.58	106.54	113.76
11	B7	1001	CYC	CAD-CBD-CGD	-2.58	106.54	113.76
11	M7	1001	CYC	CAD-CBD-CGD	-2.57	106.55	113.76
11	T4	201	CYC	C4A-C3A-C2A	-2.57	103.56	106.51
11	H7	1001	CYC	C4A-C3A-C2A	-2.57	103.56	106.51

Continued on next page...

Continued from previous page...

Mol	Chain	Res	Type	Atoms	Z	Observed(°)	Ideal(°)
11	C7	1001	CYC	C2C-C1C-NC	2.57	110.49	108.27
11	M2	201	CYC	OC-C1C-C2C	-2.57	124.13	126.17
11	K8	201	CYC	C2C-C1C-NC	2.57	110.49	108.27
11	C6	201	CYC	CHB-C1B-NB	-2.57	120.55	126.06
11	M4	202	CYC	C2C-C1C-NC	2.56	110.48	108.27
11	A8	301	CYC	C2C-C1C-NC	2.56	110.48	108.27
11	m3	201	CYC	C1A-C2A-C3A	-2.56	103.94	106.78
11	P3	1001	CYC	CMC-C2C-C1C	-2.56	106.88	112.40
11	i3	1001	CYC	CMC-C2C-C1C	-2.56	106.88	112.40
11	M6	202	CYC	CMB-C2B-C1B	2.56	127.37	124.17
11	V2	201	CYC	CHB-C1B-NB	-2.56	120.56	126.06
11	R3	1001	CYC	CMC-C2C-C1C	-2.56	106.88	112.40
11	I3	1001	CYC	CMC-C2C-C1C	-2.56	106.88	112.40
11	Z2	202	CYC	CHB-C1B-NB	-2.56	120.56	126.06
11	K4	201	CYC	C2C-C1C-NC	2.56	110.48	108.27
11	K3	1001	CYC	CMC-C2C-C1C	-2.56	106.89	112.40
11	N3	1001	CYC	CMC-C2C-C1C	-2.56	106.89	112.40
11	o3	1001	CYC	CMC-C2C-C1C	-2.56	106.89	112.40
11	C2	201	CYC	CHB-C1B-NB	-2.56	120.57	126.06
11	I2	201	CYC	CHB-C1B-NB	-2.56	120.57	126.06
11	I6	201	CYC	CHB-C1B-NB	-2.56	120.57	126.06
11	O7	1001	CYC	C2C-C1C-NC	2.56	110.48	108.27
11	T8	201	CYC	C2C-C1C-NC	2.56	110.48	108.27
11	Q5	201	CYC	C1B-C2B-C3B	-2.55	105.20	107.87
11	L7	1001	CYC	C4A-C3A-C2A	-2.55	103.58	106.51
11	M8	202	CYC	C2C-C1C-NC	2.55	110.47	108.27
11	A4	301	CYC	C2C-C1C-NC	2.55	110.47	108.27
11	Q7	1001	CYC	C2C-C1C-NC	2.55	110.47	108.27
11	q3	1001	CYC	CMC-C2C-C1C	-2.55	106.91	112.40
11	V6	201	CYC	CHB-C1B-NB	-2.55	120.59	126.06
11	Z6	201	CYC	CHB-C1B-NB	-2.55	120.59	126.06
11	V8	201	CYC	C2C-C1C-NC	2.55	110.47	108.27
11	d3	1001	CYC	CMC-C2C-C1C	-2.55	106.91	112.40
11	N6	302	CYC	CHB-C1B-NB	-2.55	120.59	126.06
11	X2	201	CYC	CHB-C1B-NB	-2.55	120.59	126.06
11	X6	201	CYC	CHB-C1B-NB	-2.55	120.59	126.06
11	G3	1001	CYC	CMC-C2C-C1C	-2.55	106.92	112.40
11	Z3	1001	CYC	CMC-C2C-C1C	-2.55	106.92	112.40
11	w3	1001	CYC	CMC-C2C-C1C	-2.55	106.92	112.40
11	P2	201	CYC	CHB-C1B-NB	-2.55	120.59	126.06
11	I8	201	CYC	C2C-C1C-NC	2.54	110.47	108.27
11	A6	301	CYC	CHB-C1B-NB	-2.54	120.60	126.06

Continued on next page...

Continued from previous page...

Mol	Chain	Res	Type	Atoms	Z	Observed(°)	Ideal(°)
11	k3	1001	CYC	CMC-C2C-C1C	-2.54	106.92	112.40
11	A2	301	CYC	CHB-C1B-NB	-2.54	120.60	126.06
11	L5	201	CYC	C1B-C2B-C3B	-2.54	105.22	107.87
11	y3	1001	CYC	CMC-C2C-C1C	-2.54	106.93	112.40
11	N2	302	CYC	CHB-C1B-NB	-2.54	120.61	126.06
11	P6	201	CYC	CHB-C1B-NB	-2.54	120.61	126.06
11	N6	301	CYC	CHB-C1B-NB	-2.54	120.61	126.06
11	Z8	201	CYC	C2C-C1C-NC	2.54	110.46	108.27
11	b3	1001	CYC	CMC-C2C-C1C	-2.54	106.93	112.40
11	X3	1001	CYC	CMC-C2C-C1C	-2.54	106.94	112.40
11	K6	201	CYC	CHB-C1B-NB	-2.54	120.61	126.06
11	M6	201	CYC	CHB-C1B-NB	-2.54	120.61	126.06
11	J7	1001	CYC	C2C-C1C-NC	2.53	110.46	108.27
11	u3	1001	CYC	CMC-C2C-C1C	-2.53	106.94	112.40
11	E7	1001	CYC	C2C-C1C-NC	2.53	110.46	108.27
11	E2	201	CYC	CHB-C1B-NB	-2.53	120.62	126.06
11	Q3	1001	CYC	C2A-C1A-NA	2.53	113.73	110.05
11	N2	301	CYC	CHB-C1B-NB	-2.53	120.62	126.06
11	T3	1001	CYC	CMC-C2C-C1C	-2.53	106.95	112.40
11	M2	201	CYC	CHB-C1B-NB	-2.53	120.62	126.06
11	f3	1001	CYC	CMC-C2C-C1C	-2.53	106.95	112.40
11	K2	201	CYC	CHB-C1B-NB	-2.53	120.63	126.06
11	s3	1001	CYC	CMC-C2C-C1C	-2.53	106.95	112.40
11	E6	201	CYC	CHB-C1B-NB	-2.53	120.63	126.06
11	L7	1001	CYC	C2C-C1C-NC	2.53	110.45	108.27
11	M5	201	CYC	O1A-CGA-CBA	-2.53	114.96	123.08
11	M1	201	CYC	O1A-CGA-CBA	-2.53	114.97	123.08
11	Z4	201	CYC	C2C-C1C-NC	2.52	110.45	108.27
11	H7	1001	CYC	C2C-C1C-NC	2.52	110.45	108.27
11	I5	201	CYC	O1A-CGA-CBA	-2.52	114.98	123.08
11	R5	201	CYC	O1A-CGA-CBA	-2.52	114.99	123.08
11	I1	201	CYC	O1A-CGA-CBA	-2.52	114.99	123.08
11	Z7	1001	CYC	C2C-C1C-NC	2.51	110.44	108.27
11	G5	201	CYC	O1A-CGA-CBA	-2.51	115.00	123.08
11	Z5	201	CYC	O1A-CGA-CBA	-2.51	115.00	123.08
11	R1	201	CYC	O1A-CGA-CBA	-2.51	115.01	123.08
11	V4	201	CYC	C2C-C1C-NC	2.51	110.44	108.27
11	V7	1001	CYC	C2C-C1C-NC	2.51	110.44	108.27
11	I8	203	CYC	OC-C1C-C2C	-2.51	124.18	126.17
11	Y8	201	CYC	C1B-CHB-C4A	-2.51	121.95	128.08
11	A7	1001	CYC	C2C-C1C-NC	2.51	110.44	108.27
11	H1	201	CYC	C1B-C2B-C3B	-2.51	105.25	107.87

Continued on next page...

Continued from previous page...

Mol	Chain	Res	Type	Atoms	Z	Observed(°)	Ideal(°)
11	L1	201	CYC	C1B-C2B-C3B	-2.51	105.25	107.87
11	Q1	201	CYC	C1B-C2B-C3B	-2.51	105.25	107.87
11	g3	1001	CYC	C2A-C1A-NA	2.51	113.70	110.05
11	G1	201	CYC	O1A-CGA-CBA	-2.51	115.02	123.08
11	K5	201	CYC	CHB-C1B-NB	-2.51	120.67	126.06
11	G4	201	CYC	OC-C1C-C2C	-2.51	124.18	126.17
11	I8	203	CYC	C1B-CHB-C4A	-2.51	121.96	128.08
11	A5	302	CYC	CHB-C1B-NB	-2.51	120.68	126.06
11	A5	301	CYC	O1A-CGA-CBA	-2.51	115.03	123.08
11	C1	202	CYC	C1B-C2B-C3B	-2.51	105.26	107.87
11	X7	1001	CYC	C2C-C1C-NC	2.51	110.43	108.27
11	A1	302	CYC	CHB-C1B-NB	-2.51	120.68	126.06
11	R5	201	CYC	CHB-C1B-NB	-2.51	120.68	126.06
11	W4	201	CYC	C1B-CHB-C4A	-2.50	121.96	128.08
11	Z1	201	CYC	O1A-CGA-CBA	-2.50	115.03	123.08
11	S7	1001	CYC	C2C-C1C-NC	2.50	110.43	108.27
11	V1	201	CYC	O1A-CGA-CBA	-2.50	115.04	123.08
11	F5	201	CYC	C1B-C2B-C3B	-2.50	105.26	107.87
11	M1	201	CYC	CHB-C1B-NB	-2.50	120.69	126.06
11	V1	202	CYC	C1B-C2B-C3B	-2.50	105.26	107.87
11	P1	201	CYC	O1A-CGA-CBA	-2.50	115.05	123.08
11	L4	201	CYC	C1B-CHB-C4A	-2.50	121.97	128.08
11	D4	201	CYC	OC-C1C-C2C	-2.50	124.19	126.17
11	U8	201	CYC	C1B-CHB-C4A	-2.50	121.98	128.08
11	W8	201	CYC	C1B-CHB-C4A	-2.50	121.98	128.08
11	X1	201	CYC	O1A-CGA-CBA	-2.50	115.06	123.08
11	M5	201	CYC	CHB-C1B-NB	-2.50	120.70	126.06
11	A1	301	CYC	O1A-CGA-CBA	-2.50	115.06	123.08
11	U4	201	CYC	C1B-CHB-C4A	-2.50	121.98	128.08
11	R1	201	CYC	CHB-C1B-NB	-2.50	120.70	126.06
11	A1	301	CYC	CHB-C1B-NB	-2.50	120.70	126.06
11	V5	201	CYC	O1A-CGA-CBA	-2.49	115.07	123.08
11	Y4	201	CYC	C1B-CHB-C4A	-2.49	121.99	128.08
11	H5	201	CYC	C1B-C2B-C3B	-2.49	105.27	107.87
11	I4	203	CYC	C1B-CHB-C4A	-2.49	121.99	128.08
11	A5	301	CYC	CHB-C1B-NB	-2.49	120.70	126.06
11	G5	201	CYC	CHB-C1B-NB	-2.49	120.70	126.06
11	K5	201	CYC	O1A-CGA-CBA	-2.49	115.07	123.08
11	P5	201	CYC	O1A-CGA-CBA	-2.49	115.07	123.08
11	X5	201	CYC	O1A-CGA-CBA	-2.49	115.07	123.08
11	I5	201	CYC	CHB-C1B-NB	-2.49	120.70	126.06
11	Z5	201	CYC	CHB-C1B-NB	-2.49	120.70	126.06

Continued on next page...

Continued from previous page...

Mol	Chain	Res	Type	Atoms	Z	Observed(°)	Ideal(°)
11	K1	201	CYC	O1A-CGA-CBA	-2.49	115.07	123.08
11	D4	201	CYC	C1B-CHB-C4A	-2.49	121.99	128.08
11	L8	201	CYC	C1B-CHB-C4A	-2.49	121.99	128.08
11	O8	201	CYC	C1B-CHB-C4A	-2.49	121.99	128.08
11	N5	301	CYC	O1A-CGA-CBA	-2.49	115.08	123.08
11	G1	201	CYC	CHB-C1B-NB	-2.49	120.71	126.06
11	A1	302	CYC	O1A-CGA-CBA	-2.49	115.08	123.08
11	D8	201	CYC	C1B-CHB-C4A	-2.49	122.00	128.08
11	J5	201	CYC	C1B-C2B-C3B	-2.49	105.27	107.87
11	G4	201	CYC	C1B-CHB-C4A	-2.49	122.00	128.08
11	G8	201	CYC	OC-C1C-C2C	-2.49	124.19	126.17
11	I1	201	CYC	CHB-C1B-NB	-2.49	120.71	126.06
11	P8	203	CYC	C1B-CHB-C4A	-2.49	122.00	128.08
11	J1	201	CYC	C1B-C2B-C3B	-2.49	105.27	107.87
11	Z1	201	CYC	CHB-C1B-NB	-2.49	120.72	126.06
11	E4	203	CYC	C1B-CHB-C4A	-2.49	122.00	128.08
11	P4	203	CYC	C1B-CHB-C4A	-2.49	122.00	128.08
11	G8	201	CYC	C1B-CHB-C4A	-2.49	122.01	128.08
11	K1	201	CYC	CHB-C1B-NB	-2.49	120.72	126.06
11	C5	202	CYC	C1B-C2B-C3B	-2.49	105.28	107.87
11	V5	202	CYC	C1B-C2B-C3B	-2.49	105.28	107.87
11	E8	203	CYC	C1B-CHB-C4A	-2.49	122.01	128.08
11	M4	201	CYC	C1B-CHB-C4A	-2.49	122.01	128.08
11	X5	201	CYC	CHB-C1B-NB	-2.49	120.72	126.06
11	M8	201	CYC	C1B-CHB-C4A	-2.48	122.01	128.08
11	X6	201	CYC	CHB-C4A-C3A	2.48	131.29	124.90
11	A5	302	CYC	O1A-CGA-CBA	-2.48	115.10	123.08
11	N1	301	CYC	O1A-CGA-CBA	-2.48	115.10	123.08
11	M6	201	CYC	CHB-C4A-C3A	2.48	131.28	124.90
11	V5	201	CYC	CHB-C1B-NB	-2.48	120.73	126.06
11	X2	201	CYC	CHB-C4A-C3A	2.48	131.28	124.90
11	I4	203	CYC	OC-C1C-C2C	-2.48	124.20	126.17
11	C6	201	CYC	CHB-C4A-C3A	2.48	131.28	124.90
11	O4	201	CYC	C1B-CHB-C4A	-2.48	122.02	128.08
11	N1	301	CYC	CHB-C1B-NB	-2.48	120.73	126.06
11	V1	201	CYC	CHB-C1B-NB	-2.48	120.73	126.06
11	X1	201	CYC	CHB-C1B-NB	-2.48	120.73	126.06
11	Z6	201	CYC	CHB-C4A-C3A	2.48	131.28	124.90
11	C2	201	CYC	CHB-C4A-C3A	2.48	131.28	124.90
11	O1	201	CYC	C1B-C2B-C3B	-2.48	105.29	107.87
11	N2	301	CYC	CHB-C4A-C3A	2.48	131.27	124.90
11	S8	201	CYC	C1B-CHB-C4A	-2.48	122.03	128.08

Continued on next page...

Continued from previous page...

Mol	Chain	Res	Type	Atoms	Z	Observed(°)	Ideal(°)
11	Z2	202	CYC	CHB-C4A-C3A	2.48	131.27	124.90
11	K2	201	CYC	CHB-C4A-C3A	2.48	131.27	124.90
11	P4	203	CYC	OC-C1C-C2C	-2.47	124.21	126.17
11	K6	201	CYC	CHB-C4A-C3A	2.47	131.26	124.90
11	E2	201	CYC	CHB-C4A-C3A	2.47	131.26	124.90
11	D8	201	CYC	OC-C1C-C2C	-2.47	124.21	126.17
11	F1	201	CYC	C1B-C2B-C3B	-2.47	105.29	107.87
11	I6	201	CYC	CHB-C4A-C3A	2.47	131.25	124.90
11	V2	201	CYC	CHB-C4A-C3A	2.47	131.25	124.90
11	N6	301	CYC	CHB-C4A-C3A	2.47	131.25	124.90
11	P6	201	CYC	CHB-C4A-C3A	2.47	131.25	124.90
11	N5	301	CYC	CHB-C1B-NB	-2.47	120.76	126.06
11	P2	201	CYC	CHB-C4A-C3A	2.47	131.24	124.90
11	U4	201	CYC	OC-C1C-C2C	-2.47	124.21	126.17
11	W4	201	CYC	OC-C1C-C2C	-2.47	124.21	126.17
11	P5	201	CYC	CHB-C1B-NB	-2.47	120.76	126.06
11	M2	201	CYC	CHB-C4A-C3A	2.47	131.24	124.90
11	S4	201	CYC	C1B-CHB-C4A	-2.47	122.06	128.08
11	L4	201	CYC	OC-C1C-C2C	-2.47	124.21	126.17
11	P1	201	CYC	CHB-C1B-NB	-2.46	120.77	126.06
11	X1	203	CYC	C1B-C2B-C3B	-2.46	105.30	107.87
11	V6	201	CYC	CHB-C4A-C3A	2.46	131.23	124.90
11	N2	302	CYC	CHB-C4A-C3A	2.46	131.23	124.90
11	V3	201	CYC	CAA-C2A-C1A	2.46	129.36	125.01
11	O5	201	CYC	C1B-C2B-C3B	-2.46	105.30	107.87
11	Z3	1001	CYC	CMB-C2B-C1B	2.46	127.24	124.17
11	U5	201	CYC	C1B-C2B-C3B	-2.46	105.31	107.87
11	D7	1001	CYC	CMB-C2B-C1B	2.46	127.23	124.17
11	R3	1001	CYC	CMB-C2B-C1B	2.46	127.23	124.17
11	M8	201	CYC	OC-C1C-C2C	-2.46	124.22	126.17
11	b3	1001	CYC	CMB-C2B-C1B	2.46	127.23	124.17
11	U1	201	CYC	C1B-C2B-C3B	-2.46	105.31	107.87
11	W8	201	CYC	OC-C1C-C2C	-2.46	124.22	126.17
11	I2	201	CYC	CHB-C4A-C3A	2.45	131.21	124.90
11	R7	1001	CYC	CMB-C2B-C1B	2.45	127.23	124.17
11	A2	301	CYC	CHB-C4A-C3A	2.45	131.21	124.90
11	A6	301	CYC	CHB-C4A-C3A	2.45	131.21	124.90
11	I3	1001	CYC	CMB-C2B-C1B	2.45	127.23	124.17
11	N3	1001	CYC	CMB-C2B-C1B	2.45	127.23	124.17
11	O4	201	CYC	OC-C1C-C2C	-2.45	124.22	126.17
11	E6	201	CYC	CHB-C4A-C3A	2.45	131.20	124.90
11	Y8	201	CYC	OC-C1C-C2C	-2.45	124.22	126.17

Continued on next page...

Continued from previous page...

Mol	Chain	Res	Type	Atoms	Z	Observed(°)	Ideal(°)
11	G3	1001	CYC	CMB-C2B-C1B	2.45	127.22	124.17
11	d3	1001	CYC	CMB-C2B-C1B	2.45	127.22	124.17
11	f3	1001	CYC	CMB-C2B-C1B	2.45	127.22	124.17
11	K7	1001	CYC	CMB-C2B-C1B	2.45	127.22	124.17
11	P8	203	CYC	OC-C1C-C2C	-2.45	124.23	126.17
11	B1	201	CYC	C1B-C2B-C3B	-2.45	105.32	107.87
11	q3	1001	CYC	CMB-C2B-C1B	2.45	127.22	124.17
11	B5	201	CYC	C1B-C2B-C3B	-2.45	105.32	107.87
11	I7	1001	CYC	CMB-C2B-C1B	2.45	127.22	124.17
11	O8	201	CYC	OC-C1C-C2C	-2.45	124.23	126.17
11	N6	302	CYC	CHB-C4A-C3A	2.45	131.19	124.90
11	m3	201	CYC	CAA-C2A-C1A	2.44	129.33	125.01
11	M4	201	CYC	OC-C1C-C2C	-2.44	124.23	126.17
11	U8	201	CYC	OC-C1C-C2C	-2.44	124.23	126.17
11	P3	1001	CYC	CMB-C2B-C1B	2.44	127.21	124.17
11	X5	203	CYC	C1B-C2B-C3B	-2.44	105.32	107.87
11	L8	201	CYC	OC-C1C-C2C	-2.44	124.23	126.17
11	T3	1001	CYC	CMB-C2B-C1B	2.44	127.21	124.17
11	w3	1001	CYC	CMB-C2B-C1B	2.44	127.21	124.17
11	S1	201	CYC	C1B-C2B-C3B	-2.43	105.33	107.87
11	u3	1001	CYC	CMB-C2B-C1B	2.43	127.20	124.17
11	S8	201	CYC	OC-C1C-C2C	-2.43	124.24	126.17
11	S5	201	CYC	C1B-C2B-C3B	-2.43	105.34	107.87
11	Q7	1001	CYC	C2C-C3C-C4C	-2.43	97.70	101.34
11	E7	1001	CYC	C2C-C3C-C4C	-2.42	97.71	101.34
11	X3	1001	CYC	CMB-C2B-C1B	2.42	127.19	124.17
11	Y4	201	CYC	OC-C1C-C2C	-2.42	124.25	126.17
11	i3	1001	CYC	CMB-C2B-C1B	2.42	127.19	124.17
11	J7	1001	CYC	C2C-C3C-C4C	-2.42	97.72	101.34
11	X7	1001	CYC	C2C-C3C-C4C	-2.42	97.72	101.34
11	K3	1001	CYC	CMB-C2B-C1B	2.42	127.19	124.17
11	k3	1001	CYC	CMB-C2B-C1B	2.42	127.19	124.17
11	H7	1001	CYC	C2C-C3C-C4C	-2.42	97.72	101.34
11	o3	1001	CYC	CMB-C2B-C1B	2.42	127.18	124.17
11	C7	1001	CYC	C2C-C3C-C4C	-2.42	97.72	101.34
11	L7	1001	CYC	C2C-C3C-C4C	-2.41	97.72	101.34
11	a7	1001	CYC	CMB-C2B-C1B	2.41	127.18	124.17
11	E4	203	CYC	C2C-C1C-NC	2.41	110.35	108.27
11	E8	203	CYC	OC-C1C-C2C	-2.41	124.25	126.17
11	D8	201	CYC	C2C-C1C-NC	2.41	110.35	108.27
11	Y7	1001	CYC	CMB-C2B-C1B	2.41	127.18	124.17
11	A7	1001	CYC	C2C-C3C-C4C	-2.41	97.73	101.34

Continued on next page...

Continued from previous page...

Mol	Chain	Res	Type	Atoms	Z	Observed(°)	Ideal(°)
11	Z7	1001	CYC	C2C-C3C-C4C	-2.41	97.73	101.34
11	T3	1001	CYC	C4D-CHA-C1A	2.41	131.69	128.81
11	W7	1001	CYC	CMB-C2B-C1B	2.41	127.17	124.17
11	s3	1001	CYC	CMB-C2B-C1B	2.41	127.17	124.17
11	M8	201	CYC	C2C-C1C-NC	2.41	110.35	108.27
11	V7	1001	CYC	C2C-C3C-C4C	-2.41	97.74	101.34
11	M7	1001	CYC	CMB-C2B-C1B	2.41	127.17	124.17
11	y3	1001	CYC	CMB-C2B-C1B	2.40	127.17	124.17
11	P7	1001	CYC	CMB-C2B-C1B	2.40	127.16	124.17
11	W4	201	CYC	C2C-C1C-NC	2.40	110.34	108.27
11	G8	201	CYC	C2C-C1C-NC	2.40	110.34	108.27
11	O7	1001	CYC	C2C-C3C-C4C	-2.40	97.75	101.34
11	M4	201	CYC	C2C-C1C-NC	2.40	110.34	108.27
11	B2	201	CYC	CAA-CBA-CGA	-2.40	108.44	113.60
11	G4	201	CYC	C2C-C1C-NC	2.40	110.34	108.27
11	S7	1001	CYC	C2C-C3C-C4C	-2.40	97.75	101.34
11	b3	1001	CYC	C4D-CHA-C1A	2.40	131.67	128.81
11	Z3	1001	CYC	C4D-CHA-C1A	2.39	131.67	128.81
11	E8	203	CYC	C2C-C1C-NC	2.39	110.34	108.27
11	U8	201	CYC	C2C-C1C-NC	2.39	110.34	108.27
11	C6	203	CYC	CAA-CBA-CGA	-2.39	108.45	113.60
11	O4	201	CYC	C2C-C1C-NC	2.39	110.33	108.27
11	X5	201	CYC	CMD-C2D-C3D	-2.39	120.43	124.94
11	W2	201	CYC	CAA-CBA-CGA	-2.39	108.46	113.60
11	F7	1001	CYC	CMB-C2B-C1B	2.39	127.15	124.17
11	I8	203	CYC	C2C-C1C-NC	2.39	110.33	108.27
11	U4	201	CYC	C2C-C1C-NC	2.39	110.33	108.27
11	I2	203	CYC	CAA-CBA-CGA	-2.39	108.47	113.60
11	N5	301	CYC	CMD-C2D-C3D	-2.39	120.44	124.94
11	E4	203	CYC	OC-C1C-C2C	-2.38	124.28	126.17
11	B7	1001	CYC	CMB-C2B-C1B	2.38	127.14	124.17
11	W6	201	CYC	CAA-CBA-CGA	-2.38	108.47	113.60
11	Y6	201	CYC	CAA-CBA-CGA	-2.38	108.47	113.60
11	V5	202	CYC	O2D-CGD-O1D	-2.38	117.36	123.30
11	D4	201	CYC	C2C-C1C-NC	2.38	110.33	108.27
11	O8	201	CYC	C2C-C1C-NC	2.38	110.33	108.27
11	P8	203	CYC	C2C-C1C-NC	2.38	110.33	108.27
11	H6	201	CYC	CAA-CBA-CGA	-2.38	108.48	113.60
11	I3	1001	CYC	C4D-CHA-C1A	2.38	131.65	128.81
11	y3	1001	CYC	C4D-CHA-C1A	2.38	131.65	128.81
11	J6	201	CYC	CAA-CBA-CGA	-2.38	108.48	113.60
11	D2	201	CYC	CAA-CBA-CGA	-2.38	108.48	113.60

Continued on next page...

Continued from previous page...

Mol	Chain	Res	Type	Atoms	Z	Observed(°)	Ideal(°)
11	X2	203	CYC	CAA-CBA-CGA	-2.38	108.48	113.60
11	U5	201	CYC	O2D-CGD-O1D	-2.38	117.37	123.30
11	U6	201	CYC	CAA-CBA-CGA	-2.38	108.48	113.60
11	E2	203	CYC	CAA-CBA-CGA	-2.38	108.48	113.60
11	F6	201	CYC	CAA-CBA-CGA	-2.38	108.48	113.60
11	J5	201	CYC	O2D-CGD-O1D	-2.38	117.37	123.30
11	T7	1001	CYC	CMB-C2B-C1B	2.38	127.13	124.17
11	J1	201	CYC	O2D-CGD-O1D	-2.38	117.38	123.30
11	O5	201	CYC	CHA-C1A-NA	-2.38	125.53	128.83
11	A5	301	CYC	CMD-C2D-C3D	-2.38	120.46	124.94
11	R3	1001	CYC	C4D-CHA-C1A	2.37	131.65	128.81
11	S2	201	CYC	CAA-CBA-CGA	-2.37	108.49	113.60
11	I4	203	CYC	C2C-C1C-NC	2.37	110.32	108.27
11	Y4	201	CYC	C2C-C1C-NC	2.37	110.32	108.27
11	S8	201	CYC	C2C-C1C-NC	2.37	110.32	108.27
11	X1	201	CYC	CMD-C2D-C3D	-2.37	120.47	124.94
11	L5	201	CYC	CHA-C1A-NA	-2.37	125.53	128.83
11	Q2	201	CYC	CAA-CBA-CGA	-2.37	108.50	113.60
11	B6	201	CYC	CAA-CBA-CGA	-2.37	108.50	113.60
11	U1	201	CYC	O2D-CGD-O1D	-2.37	117.39	123.30
11	P4	203	CYC	C2C-C1C-NC	2.37	110.32	108.27
11	C5	202	CYC	O2D-CGD-O1D	-2.37	117.39	123.30
11	A1	301	CYC	CMD-C2D-C3D	-2.37	120.47	124.94
11	P5	201	CYC	CMD-C2D-C3D	-2.37	120.47	124.94
11	F5	201	CYC	O2D-CGD-O1D	-2.37	117.39	123.30
11	o3	1001	CYC	C4D-CHA-C1A	2.37	131.64	128.81
11	Z2	201	CYC	CAA-CBA-CGA	-2.37	108.50	113.60
11	I1	201	CYC	CMD-C2D-C3D	-2.37	120.48	124.94
11	Y8	201	CYC	C2C-C1C-NC	2.37	110.31	108.27
11	L5	201	CYC	O2D-CGD-O1D	-2.37	117.40	123.30
11	V1	202	CYC	O2D-CGD-O1D	-2.37	117.40	123.30
11	H5	201	CYC	O2D-CGD-O1D	-2.37	117.40	123.30
11	Q6	201	CYC	CAA-CBA-CGA	-2.37	108.51	113.60
11	M5	201	CYC	CMD-C2D-C3D	-2.37	120.48	124.94
11	L1	201	CYC	O2D-CGD-O1D	-2.37	117.40	123.30
11	q3	1001	CYC	C4D-CHA-C1A	2.37	131.64	128.81
11	M1	201	CYC	CMD-C2D-C3D	-2.37	120.48	124.94
11	H2	201	CYC	CAA-CBA-CGA	-2.37	108.51	113.60
11	i3	1001	CYC	C4D-CHA-C1A	2.36	131.63	128.81
11	R6	202	CYC	CAA-CBA-CGA	-2.36	108.51	113.60
11	F1	201	CYC	O2D-CGD-O1D	-2.36	117.41	123.30
11	X1	203	CYC	O2D-CGD-O1D	-2.36	117.41	123.30

Continued on next page...

Continued from previous page...

Mol	Chain	Res	Type	Atoms	Z	Observed(°)	Ideal(°)
11	X5	203	CYC	O2D-CGD-O1D	-2.36	117.41	123.30
11	N1	301	CYC	CMD-C2D-C3D	-2.36	120.49	124.94
11	G3	1001	CYC	C4D-CHA-C1A	2.36	131.63	128.81
11	K2	203	CYC	CAA-CBA-CGA	-2.36	108.52	113.60
11	T2	201	CYC	CAA-CBA-CGA	-2.36	108.52	113.60
11	A1	302	CYC	CMD-C2D-C3D	-2.36	120.49	124.94
11	O6	201	CYC	CAA-CBA-CGA	-2.36	108.52	113.60
11	f3	1001	CYC	C4D-CHA-C1A	2.36	131.63	128.81
11	W8	201	CYC	C2C-C1C-NC	2.36	110.31	108.27
11	R1	201	CYC	CMD-C2D-C3D	-2.36	120.49	124.94
11	Z1	201	CYC	CMD-C2D-C3D	-2.36	120.49	124.94
11	P1	201	CYC	CMD-C2D-C3D	-2.36	120.49	124.94
11	O1	201	CYC	O2D-CGD-O1D	-2.36	117.42	123.30
11	K3	1001	CYC	C4D-CHA-C1A	2.36	131.63	128.81
11	K1	201	CYC	CMD-C2D-C3D	-2.36	120.49	124.94
11	03	901	CYC	CMD-C2D-C3D	2.36	129.39	124.94
11	K5	201	CYC	CMD-C2D-C3D	-2.36	120.49	124.94
11	C1	202	CYC	O2D-CGD-O1D	-2.36	117.42	123.30
11	X3	1001	CYC	C4D-CHA-C1A	2.36	131.63	128.81
11	H1	201	CYC	O2D-CGD-O1D	-2.36	117.42	123.30
11	H5	201	CYC	CHA-C1A-NA	-2.36	125.56	128.83
11	O5	201	CYC	O2D-CGD-O1D	-2.36	117.43	123.30
11	V5	201	CYC	CMD-C2D-C3D	-2.35	120.50	124.94
11	H1	201	CYC	CHA-C1A-NA	-2.35	125.56	128.83
11	G5	201	CYC	CMD-C2D-C3D	-2.35	120.50	124.94
11	Z5	201	CYC	CMD-C2D-C3D	-2.35	120.50	124.94
11	u3	1001	CYC	C4D-CHA-C1A	2.35	131.62	128.81
11	O1	201	CYC	CHA-C1A-NA	-2.35	125.56	128.83
11	R5	201	CYC	CMD-C2D-C3D	-2.35	120.51	124.94
11	Q1	201	CYC	O2D-CGD-O1D	-2.35	117.44	123.30
11	A5	302	CYC	CMD-C2D-C3D	-2.35	120.51	124.94
11	d3	1001	CYC	C4D-CHA-C1A	2.35	131.62	128.81
11	S4	201	CYC	C2C-C1C-NC	2.35	110.30	108.27
11	X5	203	CYC	CHA-C1A-NA	-2.35	125.57	128.83
11	N3	1001	CYC	C4D-CHA-C1A	2.35	131.62	128.81
11	G5	202	CYC	CBD-CAD-C3D	2.35	116.63	112.62
11	l3	901	CYC	CMD-C2D-C3D	2.35	129.37	124.94
11	Q5	201	CYC	O2D-CGD-O1D	-2.35	117.45	123.30
11	S5	201	CYC	O2D-CGD-O1D	-2.35	117.45	123.30
11	w3	1001	CYC	C4D-CHA-C1A	2.35	131.61	128.81
11	V1	201	CYC	CMD-C2D-C3D	-2.34	120.52	124.94
11	I5	201	CYC	CMD-C2D-C3D	-2.34	120.52	124.94

Continued on next page...

Continued from previous page...

Mol	Chain	Res	Type	Atoms	Z	Observed(°)	Ideal(°)
11	P3	1001	CYC	C4D-CHA-C1A	2.34	131.61	128.81
11	S4	201	CYC	OC-C1C-C2C	-2.34	124.31	126.17
11	S1	201	CYC	O2D-CGD-O1D	-2.34	117.46	123.30
11	M1	202	CYC	CBD-CAD-C3D	2.34	116.62	112.62
11	B1	201	CYC	O2D-CGD-O1D	-2.34	117.46	123.30
11	s3	1001	CYC	C4D-CHA-C1A	2.34	131.60	128.81
11	k3	1001	CYC	C4D-CHA-C1A	2.34	131.60	128.81
11	L1	201	CYC	CHA-C1A-NA	-2.34	125.58	128.83
11	B1	201	CYC	CHA-C1A-NA	-2.34	125.58	128.83
11	L6	201	CYC	CAA-CBA-CGA	-2.34	108.57	113.60
11	G1	201	CYC	CMD-C2D-C3D	-2.34	120.54	124.94
11	G1	202	CYC	CBD-CAD-C3D	2.33	116.60	112.62
11	B5	201	CYC	CHA-C1A-NA	-2.33	125.59	128.83
11	X1	203	CYC	CHA-C1A-NA	-2.33	125.59	128.83
11	L8	201	CYC	C2C-C1C-NC	2.33	110.28	108.27
11	V5	202	CYC	CHA-C1A-C2A	-2.33	119.93	125.32
11	D1	201	CYC	CBD-CAD-C3D	2.33	116.60	112.62
11	M5	202	CYC	CBD-CAD-C3D	2.33	116.60	112.62
11	Q5	201	CYC	CHA-C1A-C2A	-2.33	119.93	125.32
11	U1	201	CYC	CHA-C1A-NA	-2.33	125.59	128.83
11	B5	201	CYC	O2D-CGD-O1D	-2.33	117.49	123.30
11	P5	202	CYC	CBD-CAD-C3D	2.33	116.60	112.62
11	L4	201	CYC	C2C-C1C-NC	2.32	110.28	108.27
11	C5	202	CYC	CHA-C1A-NA	-2.32	125.61	128.83
11	Z5	202	CYC	CBD-CAD-C3D	2.32	116.58	112.62
11	R1	202	CYC	CBD-CAD-C3D	2.32	116.58	112.62
11	T5	201	CYC	CBD-CAD-C3D	2.32	116.58	112.62
11	P1	202	CYC	CBD-CAD-C3D	2.32	116.58	112.62
11	C5	201	CYC	CBD-CAD-C3D	2.32	116.58	112.62
11	U5	201	CYC	CHA-C1A-NA	-2.32	125.61	128.83
11	C1	201	CYC	CBD-CAD-C3D	2.32	116.57	112.62
11	V1	202	CYC	CHA-C1A-NA	-2.32	125.61	128.83
11	U5	201	CYC	CHA-C1A-C2A	-2.31	119.97	125.32
11	D5	201	CYC	CBD-CAD-C3D	2.31	116.57	112.62
11	V1	202	CYC	CHA-C1A-C2A	-2.31	119.98	125.32
11	a7	1001	CYC	C1B-CHB-C4A	2.31	133.73	128.08
11	S1	201	CYC	CHA-C1A-NA	-2.31	125.62	128.83
11	D7	1001	CYC	CHB-C1B-C2B	-2.31	122.37	126.95
11	T1	201	CYC	CBD-CAD-C3D	2.31	116.56	112.62
11	C1	202	CYC	CHA-C1A-NA	-2.31	125.62	128.83
11	K5	202	CYC	CBD-CAD-C3D	2.31	116.56	112.62
11	U1	202	CYC	CBD-CAD-C3D	2.31	116.56	112.62

Continued on next page...

Continued from previous page...

Mol	Chain	Res	Type	Atoms	Z	Observed(°)	Ideal(°)
11	R5	202	CYC	CBD-CAD-C3D	2.31	116.56	112.62
11	Q1	201	CYC	CHA-C1A-C2A	-2.31	119.99	125.32
11	U1	201	CYC	CHA-C1A-C2A	-2.31	119.99	125.32
11	V5	202	CYC	CHA-C1A-NA	-2.30	125.63	128.83
11	K1	202	CYC	CBD-CAD-C3D	2.30	116.55	112.62
11	L1	201	CYC	CHA-C1A-C2A	-2.30	120.00	125.32
11	I1	202	CYC	CBD-CAD-C3D	2.30	116.55	112.62
11	F1	201	CYC	CHA-C1A-NA	-2.30	125.64	128.83
11	X1	202	CYC	CBD-CAD-C3D	2.30	116.54	112.62
11	B7	1001	CYC	C1B-CHB-C4A	2.30	133.70	128.08
11	I7	1001	CYC	C1B-CHB-C4A	2.30	133.70	128.08
11	S5	201	CYC	CHA-C1A-NA	-2.30	125.64	128.83
11	W7	1001	CYC	C1B-CHB-C4A	2.30	133.69	128.08
11	J1	201	CYC	CHA-C1A-C2A	-2.30	120.01	125.32
11	O1	201	CYC	CHA-C1A-C2A	-2.30	120.01	125.32
11	C1	202	CYC	CHA-C1A-C2A	-2.30	120.01	125.32
11	S1	201	CYC	CHA-C1A-C2A	-2.30	120.02	125.32
11	Z1	202	CYC	CBD-CAD-C3D	2.30	116.54	112.62
11	Q1	201	CYC	CHA-C1A-NA	-2.30	125.64	128.83
11	F5	201	CYC	CHA-C1A-C2A	-2.30	120.02	125.32
11	F7	1001	CYC	C1B-CHB-C4A	2.29	133.69	128.08
11	J5	201	CYC	CHA-C1A-C2A	-2.29	120.02	125.32
11	K7	1001	CYC	CHB-C1B-C2B	-2.29	122.41	126.95
11	M7	1001	CYC	C1B-CHB-C4A	2.29	133.68	128.08
11	R7	1001	CYC	C1B-CHB-C4A	2.29	133.68	128.08
11	X1	203	CYC	CHA-C1A-C2A	-2.29	120.03	125.32
11	L5	201	CYC	CHA-C1A-C2A	-2.29	120.03	125.32
11	Y7	1001	CYC	C1B-CHB-C4A	2.29	133.68	128.08
11	S5	201	CYC	CHA-C1A-C2A	-2.29	120.03	125.32
11	J1	201	CYC	CHA-C1A-NA	-2.29	125.65	128.83
11	U5	202	CYC	CBD-CAD-C3D	2.29	116.53	112.62
11	U6	201	CYC	CHB-C4A-C3A	2.29	130.78	124.90
11	X5	202	CYC	CBD-CAD-C3D	2.29	116.53	112.62
11	O5	201	CYC	CHA-C1A-C2A	-2.29	120.03	125.32
11	P7	1001	CYC	CHB-C1B-C2B	-2.29	122.42	126.95
11	X5	203	CYC	CHA-C1A-C2A	-2.29	120.04	125.32
11	F1	201	CYC	CHA-C1A-C2A	-2.29	120.04	125.32
11	B6	201	CYC	CHB-C4A-C3A	2.29	130.78	124.90
11	H5	201	CYC	CHA-C1A-C2A	-2.28	120.05	125.32
11	I5	202	CYC	CBD-CAD-C3D	2.28	116.52	112.62
11	Q5	201	CYC	CHA-C1A-NA	-2.28	125.66	128.83
11	C5	202	CYC	CHA-C1A-C2A	-2.28	120.05	125.32

Continued on next page...

Continued from previous page...

Mol	Chain	Res	Type	Atoms	Z	Observed(°)	Ideal(°)
11	Z2	201	CYC	CHB-C4A-C3A	2.28	130.77	124.90
11	H1	201	CYC	CHA-C1A-C2A	-2.28	120.05	125.32
11	F5	201	CYC	CHA-C1A-NA	-2.28	125.66	128.83
11	I7	1001	CYC	CHB-C1B-C2B	-2.28	122.43	126.95
11	B1	201	CYC	CHA-C1A-C2A	-2.28	120.05	125.32
11	D7	1001	CYC	C1B-CHB-C4A	2.28	133.65	128.08
11	P7	1001	CYC	C1B-CHB-C4A	2.28	133.65	128.08
11	R7	1001	CYC	CHB-C1B-C2B	-2.28	122.43	126.95
11	T7	1001	CYC	C1B-CHB-C4A	2.28	133.65	128.08
11	B5	201	CYC	CHA-C1A-C2A	-2.28	120.06	125.32
11	K7	1001	CYC	C1B-CHB-C4A	2.28	133.64	128.08
11	B2	201	CYC	CHB-C4A-C3A	2.28	130.75	124.90
11	J5	201	CYC	CHA-C1A-NA	-2.28	125.67	128.83
11	F6	201	CYC	CHB-C4A-C3A	2.28	130.75	124.90
11	V3	201	CYC	CHB-C1B-C2B	-2.28	122.44	126.95
11	I2	203	CYC	CHB-C4A-C3A	2.28	130.75	124.90
11	M7	1001	CYC	CHB-C1B-C2B	-2.27	122.44	126.95
11	H2	201	CYC	CHB-C4A-C3A	2.27	130.75	124.90
11	Z5	201	CYC	CHA-C1A-C2A	-2.27	120.07	125.32
11	E2	203	CYC	CHB-C4A-C3A	2.27	130.74	124.90
11	C6	203	CYC	CHB-C4A-C3A	2.27	130.74	124.90
11	M1	201	CYC	CHA-C1A-C2A	-2.27	120.08	125.32
11	M5	201	CYC	CHA-C1A-C2A	-2.27	120.08	125.32
11	R5	201	CYC	CHA-C1A-C2A	-2.27	120.08	125.32
11	N1	301	CYC	CHA-C1A-C2A	-2.27	120.08	125.32
11	R1	201	CYC	CHA-C1A-C2A	-2.27	120.08	125.32
11	N5	301	CYC	CHA-C1A-C2A	-2.27	120.08	125.32
11	A5	302	CYC	CHA-C1A-C2A	-2.27	120.08	125.32
11	D2	201	CYC	CHB-C4A-C3A	2.27	130.73	124.90
11	A5	301	CYC	CHA-C1A-C2A	-2.27	120.09	125.32
11	N5	301	CYC	CHA-C1A-NA	-2.27	125.68	128.83
11	V1	201	CYC	CHA-C1A-C2A	-2.27	120.09	125.32
11	Q6	201	CYC	CHB-C4A-C3A	2.26	130.72	124.90
11	T2	201	CYC	CHB-C4A-C3A	2.26	130.72	124.90
11	H6	201	CYC	CHB-C4A-C3A	2.26	130.72	124.90
11	W6	201	CYC	CHB-C4A-C3A	2.26	130.72	124.90
11	P1	201	CYC	CHA-C1A-C2A	-2.26	120.09	125.32
11	J6	201	CYC	CHB-C4A-C3A	2.26	130.72	124.90
11	P5	201	CYC	CHA-C1A-C2A	-2.26	120.10	125.32
11	F7	1001	CYC	CHB-C1B-C2B	-2.26	122.47	126.95
11	V5	201	CYC	CHA-C1A-C2A	-2.26	120.10	125.32
11	Y7	1001	CYC	CHB-C1B-C2B	-2.26	122.47	126.95

Continued on next page...

Continued from previous page...

Mol	Chain	Res	Type	Atoms	Z	Observed(°)	Ideal(°)
11	W2	201	CYC	CHB-C4A-C3A	2.26	130.71	124.90
11	X1	201	CYC	CHA-C1A-C2A	-2.26	120.10	125.32
11	Z1	201	CYC	CHA-C1A-C2A	-2.26	120.10	125.32
11	A1	301	CYC	CHA-C1A-C2A	-2.26	120.10	125.32
11	O6	201	CYC	CHB-C4A-C3A	2.26	130.71	124.90
11	I5	201	CYC	CHA-C1A-C2A	-2.26	120.11	125.32
11	m3	201	CYC	CHB-C1B-C2B	-2.26	122.48	126.95
11	A1	302	CYC	CHA-C1A-C2A	-2.26	120.11	125.32
11	T7	1001	CYC	CHB-C1B-C2B	-2.26	122.48	126.95
11	S2	201	CYC	CHB-C4A-C3A	2.26	130.70	124.90
11	K2	203	CYC	CHB-C4A-C3A	2.26	130.70	124.90
11	Q2	201	CYC	CHB-C4A-C3A	2.26	130.70	124.90
11	X5	201	CYC	CHA-C1A-C2A	-2.25	120.11	125.32
11	K5	201	CYC	CHA-C1A-C2A	-2.25	120.12	125.32
11	A1	302	CYC	CHA-C1A-NA	-2.25	125.70	128.83
11	a7	1001	CYC	CHB-C1B-C2B	-2.25	122.49	126.95
11	I1	201	CYC	CHA-C1A-C2A	-2.25	120.12	125.32
11	K1	201	CYC	CHA-C1A-C2A	-2.25	120.12	125.32
11	L6	201	CYC	CHB-C4A-C3A	2.25	130.69	124.90
11	W7	1001	CYC	CHB-C1B-C2B	-2.25	122.49	126.95
11	G5	201	CYC	CHA-C1A-C2A	-2.25	120.13	125.32
11	X2	203	CYC	CHB-C4A-C3A	2.25	130.68	124.90
11	B7	1001	CYC	CHB-C1B-C2B	-2.25	122.50	126.95
11	N1	301	CYC	CHA-C1A-NA	-2.25	125.71	128.83
11	G1	201	CYC	CHA-C1A-C2A	-2.25	120.13	125.32
11	R6	202	CYC	CHB-C4A-C3A	2.24	130.67	124.90
11	Z1	201	CYC	CHA-C1A-NA	-2.24	125.72	128.83
11	P5	201	CYC	CHA-C1A-NA	-2.24	125.72	128.83
11	Y6	201	CYC	CHB-C4A-C3A	2.24	130.66	124.90
11	C6	201	CYC	CBD-CAD-C3D	2.23	116.43	112.62
11	P1	201	CYC	CHA-C1A-NA	-2.23	125.73	128.83
11	X5	201	CYC	CHA-C1A-NA	-2.23	125.73	128.83
11	A1	301	CYC	CHA-C1A-NA	-2.23	125.74	128.83
11	V1	201	CYC	CHA-C1A-NA	-2.22	125.74	128.83
11	N2	302	CYC	CBD-CAD-C3D	2.22	116.42	112.62
11	N6	301	CYC	CBD-CAD-C3D	2.22	116.42	112.62
11	03	901	CYC	C2A-C1A-NA	2.22	113.28	110.05
11	A5	301	CYC	CHA-C1A-NA	-2.22	125.74	128.83
11	A5	302	CYC	CHA-C1A-NA	-2.22	125.74	128.83
11	C2	201	CYC	CBD-CAD-C3D	2.22	116.40	112.62
11	R1	201	CYC	CHA-C1A-NA	-2.22	125.75	128.83
11	I5	201	CYC	CHA-C1A-NA	-2.22	125.75	128.83

Continued on next page...

Continued from previous page...

Mol	Chain	Res	Type	Atoms	Z	Observed(°)	Ideal(°)
11	A6	301	CYC	CBD-CAD-C3D	2.22	116.40	112.62
11	X1	201	CYC	CHA-C1A-NA	-2.22	125.75	128.83
11	N6	302	CYC	CBD-CAD-C3D	2.21	116.40	112.62
11	R5	201	CYC	CHA-C1A-NA	-2.21	125.76	128.83
11	I1	201	CYC	CHA-C1A-NA	-2.21	125.76	128.83
11	A2	301	CYC	CBD-CAD-C3D	2.21	116.39	112.62
11	Z5	201	CYC	CHA-C1A-NA	-2.21	125.77	128.83
11	V5	201	CYC	CHA-C1A-NA	-2.21	125.77	128.83
11	Z6	201	CYC	CBD-CAD-C3D	2.21	116.39	112.62
11	K1	201	CYC	CHA-C1A-NA	-2.21	125.77	128.83
11	A7	1001	CYC	CHD-C4C-NC	2.21	127.83	125.20
11	G5	201	CYC	CHA-C1A-NA	-2.20	125.77	128.83
11	G1	201	CYC	CHA-C1A-NA	-2.20	125.77	128.83
11	M5	201	CYC	CHA-C1A-NA	-2.20	125.77	128.83
11	Z2	202	CYC	CBD-CAD-C3D	2.20	116.38	112.62
11	K5	201	CYC	CHA-C1A-NA	-2.20	125.77	128.83
11	V6	201	CYC	CBD-CAD-C3D	2.20	116.38	112.62
11	N2	301	CYC	CBD-CAD-C3D	2.20	116.38	112.62
11	S7	1001	CYC	CHD-C4C-NC	2.20	127.82	125.20
11	P6	201	CYC	CBD-CAD-C3D	2.20	116.37	112.62
11	P2	201	CYC	CBD-CAD-C3D	2.20	116.37	112.62
11	M1	201	CYC	CHA-C1A-NA	-2.20	125.78	128.83
11	I3	901	CYC	C2A-C1A-NA	2.19	113.24	110.05
11	V2	201	CYC	CBD-CAD-C3D	2.19	116.36	112.62
11	E7	1001	CYC	CHD-C4C-NC	2.19	127.81	125.20
11	M6	201	CYC	CBD-CAD-C3D	2.19	116.36	112.62
11	J7	1001	CYC	CHD-C4C-NC	2.19	127.80	125.20
11	S7	1001	CYC	CAA-CBA-CGA	2.19	118.31	113.60
11	M2	201	CYC	CBD-CAD-C3D	2.19	116.35	112.62
11	V7	1001	CYC	CAA-CBA-CGA	2.18	118.30	113.60
11	O7	1001	CYC	CAA-CBA-CGA	2.18	118.30	113.60
11	H6	201	CYC	CBA-CAA-C2A	-2.18	106.56	112.63
11	V7	1001	CYC	CHD-C4C-NC	2.18	127.80	125.20
11	H7	1001	CYC	CHD-C4C-NC	2.18	127.80	125.20
11	O7	1001	CYC	CHD-C4C-NC	2.18	127.80	125.20
11	I2	201	CYC	CBD-CAD-C3D	2.18	116.34	112.62
11	F6	201	CYC	CBA-CAA-C2A	-2.18	106.58	112.63
11	X7	1001	CYC	CHD-C4C-NC	2.18	127.79	125.20
11	I6	201	CYC	CBD-CAD-C3D	2.18	116.33	112.62
11	U6	201	CYC	CBA-CAA-C2A	-2.18	106.58	112.63
11	X7	1001	CYC	CAA-CBA-CGA	2.18	118.28	113.60
11	X2	201	CYC	CBD-CAD-C3D	2.17	116.33	112.62

Continued on next page...

Continued from previous page...

Mol	Chain	Res	Type	Atoms	Z	Observed(°)	Ideal(°)
11	D2	201	CYC	CBA-CAA-C2A	-2.17	106.59	112.63
11	Z7	1001	CYC	CHD-C4C-NC	2.17	127.79	125.20
11	L7	1001	CYC	CAA-CBA-CGA	2.17	118.28	113.60
11	X6	201	CYC	CBD-CAD-C3D	2.17	116.32	112.62
11	A7	1001	CYC	CAA-CBA-CGA	2.17	118.27	113.60
11	Z7	1001	CYC	CAA-CBA-CGA	2.17	118.27	113.60
11	Q6	201	CYC	CBA-CAA-C2A	-2.17	106.60	112.63
11	C7	1001	CYC	CHD-C4C-NC	2.17	127.78	125.20
11	E2	203	CYC	CBA-CAA-C2A	-2.17	106.60	112.63
11	I2	203	CYC	CBA-CAA-C2A	-2.17	106.60	112.63
11	C6	203	CYC	CBA-CAA-C2A	-2.17	106.60	112.63
11	H1	201	CYC	C4A-C3A-C2A	-2.17	104.02	106.51
11	K6	201	CYC	CBD-CAD-C3D	2.17	116.32	112.62
11	H7	1001	CYC	CAA-CBA-CGA	2.17	118.27	113.60
11	E2	201	CYC	CBD-CAD-C3D	2.17	116.32	112.62
11	H2	201	CYC	CBA-CAA-C2A	-2.17	106.61	112.63
11	Q7	1001	CYC	CAA-CBA-CGA	2.17	118.27	113.60
11	B2	201	CYC	CBA-CAA-C2A	-2.17	106.61	112.63
11	J6	201	CYC	CBA-CAA-C2A	-2.17	106.61	112.63
11	X5	203	CYC	C4A-C3A-C2A	-2.17	104.02	106.51
11	L5	201	CYC	C4A-C3A-C2A	-2.17	104.02	106.51
11	L7	1001	CYC	CHD-C4C-NC	2.16	127.78	125.20
11	Z2	201	CYC	CBA-CAA-C2A	-2.16	106.62	112.63
11	W6	201	CYC	CBA-CAA-C2A	-2.16	106.62	112.63
11	E7	1001	CYC	CAA-CBA-CGA	2.16	118.25	113.60
11	J7	1001	CYC	CAA-CBA-CGA	2.16	118.25	113.60
11	Q2	201	CYC	CBA-CAA-C2A	-2.16	106.62	112.63
11	E6	201	CYC	CBD-CAD-C3D	2.16	116.31	112.62
11	C7	1001	CYC	CAA-CBA-CGA	2.16	118.25	113.60
11	D7	1001	CYC	C2A-C1A-NA	2.16	113.19	110.05
11	W2	201	CYC	CBA-CAA-C2A	-2.16	106.63	112.63
11	K2	201	CYC	CBD-CAD-C3D	2.16	116.30	112.62
11	Q7	1001	CYC	CHD-C4C-NC	2.16	127.77	125.20
11	O6	201	CYC	CBA-CAA-C2A	-2.15	106.64	112.63
11	K2	203	CYC	CBA-CAA-C2A	-2.15	106.64	112.63
11	B6	201	CYC	CBA-CAA-C2A	-2.15	106.64	112.63
11	C1	202	CYC	C4A-C3A-C2A	-2.15	104.04	106.51
11	B7	1001	CYC	C2A-C1A-NA	2.15	113.18	110.05
11	R6	202	CYC	CBA-CAA-C2A	-2.15	106.65	112.63
11	C5	202	CYC	C4A-C3A-C2A	-2.15	104.04	106.51
11	T2	201	CYC	CBA-CAA-C2A	-2.15	106.66	112.63
11	M5	201	CYC	CBC-CAC-C3C	-2.15	108.69	113.47

Continued on next page...

Continued from previous page...

Mol	Chain	Res	Type	Atoms	Z	Observed(°)	Ideal(°)
11	S2	201	CYC	CBA-CAA-C2A	-2.15	106.66	112.63
11	L6	201	CYC	CBA-CAA-C2A	-2.15	106.67	112.63
11	O5	201	CYC	C4A-C3A-C2A	-2.15	104.05	106.51
11	L1	201	CYC	C4A-C3A-C2A	-2.14	104.05	106.51
11	S1	201	CYC	C4A-C3A-C2A	-2.14	104.05	106.51
11	G5	201	CYC	CBC-CAC-C3C	-2.14	108.69	113.47
11	X2	203	CYC	CBA-CAA-C2A	-2.14	106.67	112.63
11	P5	201	CYC	CBC-CAC-C3C	-2.14	108.70	113.47
11	M1	201	CYC	CBC-CAC-C3C	-2.14	108.70	113.47
11	G1	201	CYC	CBC-CAC-C3C	-2.14	108.70	113.47
11	T7	1001	CYC	C2A-C1A-NA	2.14	113.16	110.05
11	F1	201	CYC	C4A-C3A-C2A	-2.14	104.05	106.51
11	X1	203	CYC	C4A-C3A-C2A	-2.14	104.05	106.51
11	Y6	201	CYC	CBA-CAA-C2A	-2.14	106.69	112.63
11	H5	201	CYC	C4A-C3A-C2A	-2.14	104.06	106.51
11	A5	301	CYC	CBC-CAC-C3C	-2.14	108.71	113.47
11	W7	1001	CYC	C2A-C1A-NA	2.14	113.16	110.05
11	I5	201	CYC	CBC-CAC-C3C	-2.13	108.71	113.47
11	P7	1001	CYC	C2A-C1A-NA	2.13	113.15	110.05
11	V1	201	CYC	CBC-CAC-C3C	-2.13	108.72	113.47
11	V5	201	CYC	CBC-CAC-C3C	-2.13	108.72	113.47
11	P1	201	CYC	CBC-CAC-C3C	-2.13	108.72	113.47
11	J1	201	CYC	C4A-C3A-C2A	-2.13	104.06	106.51
11	R1	201	CYC	CBC-CAC-C3C	-2.13	108.72	113.47
11	X1	201	CYC	CBC-CAC-C3C	-2.13	108.72	113.47
11	Z5	201	CYC	CBC-CAC-C3C	-2.13	108.72	113.47
11	R5	201	CYC	CBC-CAC-C3C	-2.13	108.73	113.47
11	a7	1001	CYC	C2A-C1A-NA	2.13	113.14	110.05
11	F5	201	CYC	C4A-C3A-C2A	-2.13	104.06	106.51
11	S5	201	CYC	C4A-C3A-C2A	-2.13	104.06	106.51
11	K1	201	CYC	CBC-CAC-C3C	-2.13	108.73	113.47
11	B1	201	CYC	C4A-C3A-C2A	-2.12	104.07	106.51
11	K7	1001	CYC	C2C-C3C-C4C	-2.12	98.16	101.34
11	N5	301	CYC	CBC-CAC-C3C	-2.12	108.74	113.47
11	Z1	201	CYC	CBC-CAC-C3C	-2.12	108.74	113.47
11	B5	201	CYC	C4A-C3A-C2A	-2.12	104.07	106.51
11	Q5	201	CYC	C4A-C3A-C2A	-2.12	104.07	106.51
11	Q1	201	CYC	C4A-C3A-C2A	-2.12	104.07	106.51
11	Y7	1001	CYC	C2A-C1A-NA	2.12	113.13	110.05
11	A1	301	CYC	CBC-CAC-C3C	-2.12	108.75	113.47
11	I1	201	CYC	CBC-CAC-C3C	-2.12	108.75	113.47
11	X5	201	CYC	CBC-CAC-C3C	-2.12	108.75	113.47

Continued on next page...

Continued from previous page...

Mol	Chain	Res	Type	Atoms	Z	Observed(°)	Ideal(°)
11	I7	1001	CYC	C2A-C1A-NA	2.12	113.13	110.05
11	U1	201	CYC	C4A-C3A-C2A	-2.11	104.08	106.51
11	O1	201	CYC	C4A-C3A-C2A	-2.11	104.08	106.51
11	N1	301	CYC	CBC-CAC-C3C	-2.11	108.76	113.47
11	Q3	1001	CYC	C1A-C2A-C3A	-2.11	104.44	106.78
11	R7	1001	CYC	C2C-C3C-C4C	-2.11	98.18	101.34
11	A1	302	CYC	CBC-CAC-C3C	-2.11	108.77	113.47
11	K5	201	CYC	CBC-CAC-C3C	-2.11	108.77	113.47
11	J5	201	CYC	C4A-C3A-C2A	-2.11	104.09	106.51
11	m3	201	CYC	O1D-CGD-CBD	-2.11	116.32	123.08
11	g3	1001	CYC	C1A-C2A-C3A	-2.11	104.45	106.78
11	a7	1001	CYC	C2C-C3C-C4C	-2.10	98.19	101.34
11	U5	201	CYC	OC-C1C-NC	2.10	127.49	124.94
11	M7	1001	CYC	C2A-C1A-NA	2.10	113.11	110.05
11	P7	1001	CYC	C2C-C3C-C4C	-2.10	98.19	101.34
11	A5	302	CYC	CBC-CAC-C3C	-2.10	108.79	113.47
11	V5	202	CYC	OC-C1C-NC	2.10	127.48	124.94
11	K7	1001	CYC	C2A-C1A-NA	2.10	113.10	110.05
11	R7	1001	CYC	C2A-C1A-NA	2.10	113.10	110.05
11	U5	201	CYC	C4A-C3A-C2A	-2.10	104.10	106.51
11	F7	1001	CYC	C2C-C3C-C4C	-2.09	98.20	101.34
11	F7	1001	CYC	C2A-C1A-NA	2.09	113.09	110.05
11	I7	1001	CYC	C2C-C3C-C4C	-2.09	98.21	101.34
11	Y7	1001	CYC	C2C-C3C-C4C	-2.09	98.21	101.34
11	B7	1001	CYC	C2C-C3C-C4C	-2.09	98.21	101.34
11	D7	1001	CYC	C2C-C3C-C4C	-2.09	98.21	101.34
11	U1	201	CYC	OC-C1C-NC	2.09	127.47	124.94
11	V1	202	CYC	C4A-C3A-C2A	-2.09	104.11	106.51
11	G4	202	CYC	CMC-C2C-C1C	-2.08	107.91	112.40
11	X3	1001	CYC	CAA-C2A-C1A	2.08	128.70	125.01
11	T7	1001	CYC	C2C-C3C-C4C	-2.08	98.22	101.34
11	G4	202	CYC	CMD-C2D-C3D	-2.08	121.02	124.94
11	V5	202	CYC	C4A-C3A-C2A	-2.08	104.12	106.51
11	T4	201	CYC	CMC-C2C-C1C	-2.08	107.92	112.40
11	M7	1001	CYC	C2C-C3C-C4C	-2.08	98.23	101.34
11	G8	202	CYC	CMD-C2D-C3D	-2.08	121.02	124.94
11	W7	1001	CYC	C2C-C3C-C4C	-2.08	98.23	101.34
11	F5	201	CYC	OC-C1C-NC	2.08	127.46	124.94
11	V4	201	CYC	CMC-C2C-C1C	-2.08	107.93	112.40
11	P4	201	CYC	CMD-C2D-C3D	-2.07	121.03	124.94
11	Q5	201	CYC	OC-C1C-NC	2.07	127.45	124.94
11	K8	201	CYC	CMC-C2C-C1C	-2.07	107.94	112.40

Continued on next page...

Continued from previous page...

Mol	Chain	Res	Type	Atoms	Z	Observed(°)	Ideal(°)
11	V3	201	CYC	O1D-CGD-CBD	-2.07	116.42	123.08
11	d3	1001	CYC	CAA-C2A-C1A	2.07	128.67	125.01
11	T8	201	CYC	CMC-C2C-C1C	-2.07	107.94	112.40
11	J5	201	CYC	OC-C1C-NC	2.07	127.45	124.94
11	O5	201	CYC	OC-C1C-NC	2.07	127.45	124.94
11	A8	301	CYC	CMD-C2D-C3D	-2.07	121.04	124.94
11	V8	201	CYC	CMC-C2C-C1C	-2.07	107.95	112.40
11	A1	302	CYC	OB-C4B-NB	-2.07	120.27	125.08
11	A4	301	CYC	CMD-C2D-C3D	-2.07	121.05	124.94
11	E4	201	CYC	CMC-C2C-C1C	-2.06	107.95	112.40
11	A5	302	CYC	OB-C4B-NB	-2.06	120.28	125.08
11	E8	201	CYC	CMC-C2C-C1C	-2.06	107.95	112.40
11	w3	1001	CYC	CAA-C2A-C1A	2.06	128.66	125.01
11	I4	201	CYC	CMC-C2C-C1C	-2.06	107.95	112.40
11	K4	201	CYC	CMC-C2C-C1C	-2.06	107.95	112.40
11	i3	1001	CYC	CAA-C2A-C1A	2.06	128.66	125.01
11	B1	201	CYC	OC-C1C-NC	2.06	127.44	124.94
11	F1	201	CYC	OC-C1C-NC	2.06	127.44	124.94
11	I8	201	CYC	CMC-C2C-C1C	-2.06	107.96	112.40
11	O1	201	CYC	OC-C1C-NC	2.06	127.44	124.94
11	N5	301	CYC	C1A-C2A-C3A	-2.06	104.50	106.78
11	Z8	201	CYC	CMD-C2D-C3D	-2.06	121.06	124.94
11	k3	1001	CYC	CAA-C2A-C1A	2.06	128.65	125.01
11	P8	201	CYC	CMC-C2C-C1C	-2.06	107.96	112.40
11	Z4	201	CYC	CMD-C2D-C3D	-2.06	121.06	124.94
11	s3	1001	CYC	CAA-C2A-C1A	2.06	128.65	125.01
11	G8	202	CYC	CMC-C2C-C1C	-2.06	107.97	112.40
11	X4	201	CYC	CMC-C2C-C1C	-2.06	107.97	112.40
11	X8	201	CYC	CMC-C2C-C1C	-2.06	107.97	112.40
11	R5	201	CYC	C1A-C2A-C3A	-2.06	104.51	106.78
11	P8	201	CYC	CMD-C2D-C3D	-2.06	121.07	124.94
11	y3	1001	CYC	CAA-C2A-C1A	2.06	128.64	125.01
11	M4	202	CYC	CMC-C2C-C1C	-2.06	107.97	112.40
11	R5	201	CYC	OB-C4B-NB	-2.05	120.30	125.08
11	R1	201	CYC	OB-C4B-NB	-2.05	120.31	125.08
11	K8	201	CYC	CMD-C2D-C3D	-2.05	121.07	124.94
11	X3	1001	CYC	C2A-C1A-NA	2.05	113.03	110.05
11	B5	201	CYC	OC-C1C-NC	2.05	127.43	124.94
11	X5	203	CYC	OC-C1C-NC	2.05	127.43	124.94
11	I4	201	CYC	CMD-C2D-C3D	-2.05	121.07	124.94
11	N4	301	CYC	CMC-C2C-C1C	-2.05	107.98	112.40
11	I8	201	CYC	CMD-C2D-C3D	-2.05	121.08	124.94

Continued on next page...

Continued from previous page...

Mol	Chain	Res	Type	Atoms	Z	Observed(°)	Ideal(°)
11	G3	1001	CYC	CAA-C2A-C1A	2.05	128.64	125.01
11	Z5	201	CYC	C1A-C2A-C3A	-2.05	104.51	106.78
11	V1	202	CYC	OC-C1C-NC	2.05	127.42	124.94
11	K4	201	CYC	CMD-C2D-C3D	-2.05	121.08	124.94
11	N8	301	CYC	CMD-C2D-C3D	-2.05	121.08	124.94
11	Z8	201	CYC	CMC-C2C-C1C	-2.05	107.99	112.40
11	w3	1001	CYC	CHB-C1B-C2B	-2.05	122.89	126.95
11	N1	301	CYC	C1A-C2A-C3A	-2.05	104.52	106.78
11	R1	201	CYC	C1A-C2A-C3A	-2.05	104.52	106.78
11	V4	201	CYC	CMD-C2D-C3D	-2.05	121.08	124.94
11	X4	201	CYC	CMD-C2D-C3D	-2.05	121.08	124.94
11	f3	1001	CYC	CAA-C2A-C1A	2.05	128.63	125.01
11	M8	202	CYC	CMC-C2C-C1C	-2.05	107.99	112.40
11	N4	301	CYC	CMD-C2D-C3D	-2.05	121.08	124.94
11	E4	201	CYC	CMD-C2D-C3D	-2.05	121.08	124.94
11	V8	201	CYC	CMD-C2D-C3D	-2.05	121.08	124.94
11	K1	201	CYC	OB-C4B-NB	-2.05	120.32	125.08
11	N8	301	CYC	CMC-C2C-C1C	-2.05	107.99	112.40
11	H1	201	CYC	OC-C1C-NC	2.05	127.42	124.94
11	Q1	201	CYC	OC-C1C-NC	2.05	127.42	124.94
11	P4	201	CYC	CMC-C2C-C1C	-2.04	108.00	112.40
11	C1	202	CYC	OC-C1C-NC	2.04	127.42	124.94
11	L1	201	CYC	OC-C1C-NC	2.04	127.42	124.94
11	X1	203	CYC	OC-C1C-NC	2.04	127.42	124.94
11	A8	301	CYC	CMC-C2C-C1C	-2.04	108.00	112.40
11	A1	301	CYC	OB-C4B-NB	-2.04	120.33	125.08
11	E8	201	CYC	CMD-C2D-C3D	-2.04	121.09	124.94
11	q3	1001	CYC	CAA-C2A-C1A	2.04	128.62	125.01
11	N8	301	CYC	CAB-C3B-C2B	-2.04	124.03	127.53
11	E4	201	CYC	CAB-C3B-C2B	-2.04	124.04	127.53
11	Z4	201	CYC	CMC-C2C-C1C	-2.04	108.00	112.40
11	K3	1001	CYC	CAA-C2A-C1A	2.04	128.62	125.01
11	q3	1001	CYC	CHB-C1B-C2B	-2.04	122.90	126.95
11	L5	201	CYC	OC-C1C-NC	2.04	127.41	124.94
11	O3	1001	CYC	O1A-CGA-CBA	2.04	129.64	123.08
11	v3	1001	CYC	CAD-CBD-CGD	-2.04	108.04	113.76
11	A5	302	CYC	C1A-C2A-C3A	-2.04	104.53	106.78
11	Z1	201	CYC	OB-C4B-NB	-2.04	120.34	125.08
11	b3	1001	CYC	CHB-C1B-C2B	-2.04	122.91	126.95
11	A5	301	CYC	OB-C4B-NB	-2.04	120.34	125.08
11	N3	1001	CYC	CAA-C2A-C1A	2.04	128.62	125.01
11	K5	201	CYC	OB-C4B-NB	-2.04	120.34	125.08

Continued on next page...

Continued from previous page...

Mol	Chain	Res	Type	Atoms	Z	Observed(°)	Ideal(°)
11	M4	202	CYC	CMD-C2D-C3D	-2.04	121.10	124.94
11	M8	202	CYC	CMD-C2D-C3D	-2.04	121.10	124.94
11	X8	201	CYC	CMD-C2D-C3D	-2.04	121.10	124.94
11	V5	201	CYC	OB-C4B-NB	-2.04	120.34	125.08
11	V1	201	CYC	C1A-C2A-C3A	-2.04	104.53	106.78
11	Z3	1001	CYC	CAA-C2A-C1A	2.04	128.61	125.01
11	T8	201	CYC	CMD-C2D-C3D	-2.04	121.10	124.94
11	M5	201	CYC	C1A-C2A-C3A	-2.04	104.53	106.78
11	H3	1001	CYC	CAD-CBD-CGD	-2.04	108.05	113.76
11	M5	201	CYC	OB-C4B-NB	-2.04	120.34	125.08
11	V8	201	CYC	CAB-C3B-C2B	-2.04	124.05	127.53
11	N4	301	CYC	CAB-C3B-C2B	-2.04	124.05	127.53
11	Z3	1001	CYC	C2A-C1A-NA	2.04	113.01	110.05
11	N1	301	CYC	OB-C4B-NB	-2.04	120.35	125.08
11	u3	1001	CYC	CAA-C2A-C1A	2.04	128.61	125.01
11	e3	1001	CYC	CAD-CBD-CGD	-2.04	108.05	113.76
11	S3	1001	CYC	O1A-CGA-CBA	2.04	129.62	123.08
11	Z4	201	CYC	CAB-C3B-C2B	-2.04	124.05	127.53
11	o3	1001	CYC	CHB-C1B-C2B	-2.03	122.92	126.95
11	Z1	201	CYC	C1A-C2A-C3A	-2.03	104.53	106.78
11	I5	201	CYC	C1A-C2A-C3A	-2.03	104.53	106.78
11	J1	201	CYC	OC-C1C-NC	2.03	127.41	124.94
11	j3	1001	CYC	CAD-CBD-CGD	-2.03	108.06	113.76
11	f3	1001	CYC	CHB-C1B-C2B	-2.03	122.92	126.95
11	T3	1001	CYC	CAA-C2A-C1A	2.03	128.60	125.01
11	U3	1001	CYC	O1A-CGA-CBA	2.03	129.61	123.08
11	Z3	1001	CYC	CHB-C1B-C2B	-2.03	122.92	126.95
11	C5	202	CYC	OC-C1C-NC	2.03	127.40	124.94
11	n3	1001	CYC	CAD-CBD-CGD	-2.03	108.06	113.76
11	N5	301	CYC	OB-C4B-NB	-2.03	120.35	125.08
11	G1	201	CYC	OB-C4B-NB	-2.03	120.36	125.08
11	Z5	201	CYC	OB-C4B-NB	-2.03	120.36	125.08
11	A4	301	CYC	CBD-CAD-C3D	-2.03	109.15	112.62
11	d3	1001	CYC	CHB-C1B-C2B	-2.03	122.92	126.95
11	G3	1001	CYC	C2A-C1A-NA	2.03	113.00	110.05
11	A1	302	CYC	C1A-C2A-C3A	-2.03	104.53	106.78
11	M1	201	CYC	OB-C4B-NB	-2.03	120.36	125.08
11	X3	1001	CYC	CHB-C1B-C2B	-2.03	122.92	126.95
11	13	904	CYC	O1A-CGA-CBA	2.03	129.60	123.08
11	W3	1001	CYC	O1A-CGA-CBA	2.03	129.60	123.08
11	v3	1001	CYC	O1A-CGA-CBA	2.03	129.60	123.08
11	V1	201	CYC	OB-C4B-NB	-2.03	120.36	125.08

Continued on next page...

Continued from previous page...

Mol	Chain	Res	Type	Atoms	Z	Observed(°)	Ideal(°)
11	S5	201	CYC	OC-C1C-NC	2.03	127.40	124.94
11	H3	1001	CYC	O1A-CGA-CBA	2.03	129.60	123.08
11	x3	1001	CYC	O1A-CGA-CBA	2.03	129.60	123.08
11	I3	1001	CYC	CAA-C2A-C1A	2.03	128.60	125.01
11	X1	201	CYC	OB-C4B-NB	-2.03	120.36	125.08
11	Z5	202	CYC	CMB-C2B-C1B	-2.03	121.63	124.17
11	I3	1001	CYC	CHB-C1B-C2B	-2.03	122.93	126.95
11	b3	1001	CYC	CAA-C2A-C1A	2.03	128.60	125.01
11	E8	201	CYC	CAB-C3B-C2B	-2.03	124.06	127.53
11	M1	201	CYC	C1A-C2A-C3A	-2.03	104.54	106.78
11	M3	201	CYC	CAD-CBD-CGD	-2.03	108.07	113.76
11	I5	201	CYC	OB-C4B-NB	-2.03	120.36	125.08
11	R3	1001	CYC	CHB-C1B-C2B	-2.03	122.93	126.95
11	A4	301	CYC	CMC-C2C-C1C	-2.03	108.03	112.40
11	M3	201	CYC	O1A-CGA-CBA	2.03	129.60	123.08
11	Z8	201	CYC	CAB-C3B-C2B	-2.03	124.06	127.53
11	I1	201	CYC	OB-C4B-NB	-2.03	120.36	125.08
11	N3	1001	CYC	CHB-C1B-C2B	-2.03	122.93	126.95
11	l3	903	CYC	O1A-CGA-CBA	2.03	129.59	123.08
11	G8	202	CYC	CAB-C3B-C2B	-2.03	124.06	127.53
11	S3	1001	CYC	CAD-CBD-CGD	-2.03	108.08	113.76
11	l3	903	CYC	CAD-CBD-CGD	-2.03	108.08	113.76
11	s3	1001	CYC	CHB-C1B-C2B	-2.03	122.93	126.95
11	W3	1001	CYC	CAD-CBD-CGD	-2.03	108.08	113.76
11	P3	1001	CYC	CAA-C2A-C1A	2.03	128.59	125.01
11	V4	201	CYC	CAB-C3B-C2B	-2.03	124.06	127.53
11	p3	1001	CYC	O1A-CGA-CBA	2.03	129.59	123.08
11	J3	201	CYC	CAD-CBD-CGD	-2.03	108.08	113.76
11	t3	1001	CYC	CAD-CBD-CGD	-2.03	108.08	113.76
11	u3	1001	CYC	CHB-C1B-C2B	-2.03	122.93	126.95
11	G5	201	CYC	OB-C4B-NB	-2.03	120.37	125.08
11	n3	1001	CYC	O1A-CGA-CBA	2.03	129.59	123.08
11	l3	1001	CYC	CAD-CBD-CGD	-2.03	108.08	113.76
11	A8	301	CYC	CAB-C3B-C2B	-2.03	124.06	127.53
11	y3	1001	CYC	C2A-C1A-NA	2.03	113.00	110.05
11	c3	1001	CYC	CAD-CBD-CGD	-2.02	108.08	113.76
11	X7	1001	CYC	CAA-C2A-C3A	2.02	131.65	127.88
11	A4	301	CYC	CAB-C3B-C2B	-2.02	124.07	127.53
11	x3	1001	CYC	CAD-CBD-CGD	-2.02	108.08	113.76
11	X5	201	CYC	OB-C4B-NB	-2.02	120.37	125.08
11	l3	902	CYC	O1A-CGA-CBA	2.02	129.59	123.08
11	R3	1001	CYC	CAA-C2A-C1A	2.02	128.59	125.01

Continued on next page...

Continued from previous page...

Mol	Chain	Res	Type	Atoms	Z	Observed(°)	Ideal(°)
11	V5	201	CYC	C1A-C2A-C3A	-2.02	104.54	106.78
11	M4	202	CYC	CBD-CAD-C3D	-2.02	109.17	112.62
11	03	902	CYC	O1A-CGA-CBA	2.02	129.58	123.08
11	r3	1001	CYC	O1A-CGA-CBA	2.02	129.58	123.08
11	S1	201	CYC	OC-C1C-NC	2.02	127.39	124.94
11	k3	1001	CYC	CHB-C1B-C2B	-2.02	122.94	126.95
11	P1	201	CYC	OB-C4B-NB	-2.02	120.38	125.08
11	o3	1001	CYC	CAA-C2A-C1A	2.02	128.59	125.01
11	e3	1001	CYC	O1A-CGA-CBA	2.02	129.58	123.08
11	l3	1001	CYC	O1A-CGA-CBA	2.02	129.58	123.08
11	H5	201	CYC	OC-C1C-NC	2.02	127.39	124.94
11	P4	201	CYC	CBD-CAD-C3D	-2.02	109.17	112.62
11	G3	1001	CYC	CHB-C1B-C2B	-2.02	122.94	126.95
11	T3	1001	CYC	CHB-C1B-C2B	-2.02	122.94	126.95
11	T5	201	CYC	CMB-C2B-C1B	-2.02	121.64	124.17
11	M4	202	CYC	O1D-CGD-CBD	-2.02	116.59	123.08
11	P3	1001	CYC	CHB-C1B-C2B	-2.02	122.95	126.95
11	K8	201	CYC	O1D-CGD-CBD	-2.02	116.59	123.08
11	R5	202	CYC	CMB-C2B-C1B	-2.02	121.64	124.17
11	l3	902	CYC	CAD-CBD-CGD	-2.02	108.10	113.76
11	r3	1001	CYC	CAD-CBD-CGD	-2.02	108.10	113.76
11	P8	201	CYC	CBD-CAD-C3D	-2.02	109.17	112.62
11	i3	1001	CYC	C2A-C1A-NA	2.02	112.98	110.05
11	K3	1001	CYC	CHB-C1B-C2B	-2.02	122.95	126.95
11	03	902	CYC	CAD-CBD-CGD	-2.02	108.10	113.76
11	d3	1001	CYC	C2A-C1A-NA	2.02	112.98	110.05
11	z3	1001	CYC	CAD-CBD-CGD	-2.02	108.10	113.76
11	T4	201	CYC	CMD-C2D-C3D	-2.02	121.14	124.94
11	O3	1001	CYC	CAD-CBD-CGD	-2.02	108.11	113.76
11	c3	1001	CYC	O1A-CGA-CBA	2.02	129.56	123.08
11	G4	202	CYC	CAB-C3B-C2B	-2.02	124.08	127.53
11	X8	201	CYC	O1D-CGD-CBD	-2.02	116.61	123.08
11	w3	1001	CYC	C2A-C1A-NA	2.01	112.98	110.05
11	K4	201	CYC	O1D-CGD-CBD	-2.01	116.61	123.08
11	K3	1001	CYC	C2A-C1A-NA	2.01	112.98	110.05
11	A8	301	CYC	O1D-CGD-CBD	-2.01	116.61	123.08
11	i3	1001	CYC	CHB-C1B-C2B	-2.01	122.96	126.95
11	Z8	201	CYC	O1D-CGD-CBD	-2.01	116.61	123.08
11	I8	201	CYC	CAB-C3B-C2B	-2.01	124.09	127.53
11	A8	301	CYC	CBD-CAD-C3D	-2.01	109.19	112.62
11	p3	1001	CYC	CAD-CBD-CGD	-2.01	108.12	113.76
11	X5	201	CYC	C1A-C2A-C3A	-2.01	104.56	106.78

Continued on next page...

Continued from previous page...

Mol	Chain	Res	Type	Atoms	Z	Observed(°)	Ideal(°)
11	P5	201	CYC	OB-C4B-NB	-2.01	120.40	125.08
11	T8	201	CYC	CAB-C3B-C2B	-2.01	124.09	127.53
11	J3	201	CYC	O1A-CGA-CBA	2.01	129.54	123.08
11	I3	904	CYC	CAD-CBD-CGD	-2.01	108.12	113.76
11	P8	201	CYC	O1D-CGD-CBD	-2.01	116.62	123.08
11	Z7	1001	CYC	CAA-C2A-C3A	2.01	131.62	127.88
11	T3	1001	CYC	C2A-C1A-NA	2.01	112.97	110.05
11	M8	202	CYC	O1D-CGD-CBD	-2.01	116.62	123.08
11	T4	201	CYC	CAB-C3B-C2B	-2.01	124.09	127.53
11	E4	201	CYC	O1D-CGD-CBD	-2.01	116.63	123.08
11	o3	1001	CYC	C2A-C1A-NA	2.01	112.97	110.05
11	M8	202	CYC	CAB-C3B-C2B	-2.01	124.09	127.53
11	T4	201	CYC	O1D-CGD-CBD	-2.01	116.63	123.08
11	X4	201	CYC	CAB-C3B-C2B	-2.01	124.10	127.53
11	E8	201	CYC	O1D-CGD-CBD	-2.01	116.63	123.08
11	I1	201	CYC	C1A-C2A-C3A	-2.01	104.56	106.78
11	P1	201	CYC	C1A-C2A-C3A	-2.01	104.56	106.78
11	k3	1001	CYC	C2A-C1A-NA	2.01	112.97	110.05
11	R1	202	CYC	CMB-C2B-C1B	-2.01	121.66	124.17
11	U3	1001	CYC	CAD-CBD-CGD	-2.01	108.14	113.76
11	T8	201	CYC	CBD-CAD-C3D	-2.01	109.20	112.62
11	t3	1001	CYC	O1A-CGA-CBA	2.01	129.53	123.08
11	N8	301	CYC	O1D-CGD-CBD	-2.01	116.64	123.08
11	K1	201	CYC	C1A-C2A-C3A	-2.01	104.56	106.78
11	A1	301	CYC	C1A-C2A-C3A	-2.00	104.56	106.78
11	b3	1001	CYC	C2A-C1A-NA	2.00	112.96	110.05
11	L7	1001	CYC	CAA-C2A-C3A	2.00	131.61	127.88
11	z3	1001	CYC	O1A-CGA-CBA	2.00	129.52	123.08
11	P4	201	CYC	O1D-CGD-CBD	-2.00	116.64	123.08
11	T4	201	CYC	CBD-CAD-C3D	-2.00	109.20	112.62
11	j3	1001	CYC	O1A-CGA-CBA	2.00	129.52	123.08
11	I3	1001	CYC	C2A-C1A-NA	2.00	112.96	110.05
11	P4	201	CYC	CAB-C3B-C2B	-2.00	124.10	127.53
11	Z1	202	CYC	CMB-C2B-C1B	-2.00	121.66	124.17
11	T8	201	CYC	O1D-CGD-CBD	-2.00	116.65	123.08
11	y3	1001	CYC	CHB-C1B-C2B	-2.00	122.98	126.95
11	U1	202	CYC	CMB-C2B-C1B	-2.00	121.67	124.17

There are no chirality outliers.

All (2814) torsion outliers are listed below:

Mol	Chain	Res	Type	Atoms
11	A1	301	CYC	C2C-C3C-CAC-CBC
11	A1	301	CYC	C4C-C3C-CAC-CBC
11	A1	301	CYC	ND-C1D-CHD-C4C
11	A1	301	CYC	C2D-C1D-CHD-C4C
11	A1	302	CYC	C2C-C3C-CAC-CBC
11	A1	302	CYC	C4C-C3C-CAC-CBC
11	A1	302	CYC	ND-C1D-CHD-C4C
11	A1	302	CYC	C2D-C1D-CHD-C4C
11	B1	201	CYC	C4C-C3C-CAC-CBC
11	B1	201	CYC	ND-C1D-CHD-C4C
11	B1	201	CYC	C2D-C1D-CHD-C4C
11	C1	201	CYC	NA-C4A-CHB-C1B
11	C1	201	CYC	C3A-C4A-CHB-C1B
11	C1	201	CYC	C2D-C1D-CHD-C4C
11	C1	202	CYC	C4C-C3C-CAC-CBC
11	C1	202	CYC	ND-C1D-CHD-C4C
11	C1	202	CYC	C2D-C1D-CHD-C4C
11	D1	201	CYC	NA-C4A-CHB-C1B
11	D1	201	CYC	C3A-C4A-CHB-C1B
11	D1	201	CYC	C2D-C1D-CHD-C4C
11	F1	201	CYC	C4C-C3C-CAC-CBC
11	F1	201	CYC	ND-C1D-CHD-C4C
11	F1	201	CYC	C2D-C1D-CHD-C4C
11	G1	201	CYC	C2C-C3C-CAC-CBC
11	G1	201	CYC	C4C-C3C-CAC-CBC
11	G1	201	CYC	ND-C1D-CHD-C4C
11	G1	201	CYC	C2D-C1D-CHD-C4C
11	G1	202	CYC	NA-C4A-CHB-C1B
11	G1	202	CYC	C3A-C4A-CHB-C1B
11	G1	202	CYC	C2D-C1D-CHD-C4C
11	H1	201	CYC	C4C-C3C-CAC-CBC
11	H1	201	CYC	ND-C1D-CHD-C4C
11	H1	201	CYC	C2D-C1D-CHD-C4C
11	I1	201	CYC	C2C-C3C-CAC-CBC
11	I1	201	CYC	C4C-C3C-CAC-CBC
11	I1	201	CYC	ND-C1D-CHD-C4C
11	I1	201	CYC	C2D-C1D-CHD-C4C
11	I1	202	CYC	NA-C4A-CHB-C1B
11	I1	202	CYC	C3A-C4A-CHB-C1B
11	I1	202	CYC	C2D-C1D-CHD-C4C
11	J1	201	CYC	C4C-C3C-CAC-CBC
11	J1	201	CYC	ND-C1D-CHD-C4C
11	J1	201	CYC	C2D-C1D-CHD-C4C

Continued on next page...

Continued from previous page...

Mol	Chain	Res	Type	Atoms
11	K1	201	CYC	C2C-C3C-CAC-CBC
11	K1	201	CYC	C4C-C3C-CAC-CBC
11	K1	201	CYC	ND-C1D-CHD-C4C
11	K1	201	CYC	C2D-C1D-CHD-C4C
11	K1	202	CYC	NA-C4A-CHB-C1B
11	K1	202	CYC	C3A-C4A-CHB-C1B
11	K1	202	CYC	C2D-C1D-CHD-C4C
11	L1	201	CYC	C4C-C3C-CAC-CBC
11	L1	201	CYC	ND-C1D-CHD-C4C
11	L1	201	CYC	C2D-C1D-CHD-C4C
11	M1	201	CYC	C2C-C3C-CAC-CBC
11	M1	201	CYC	C4C-C3C-CAC-CBC
11	M1	201	CYC	ND-C1D-CHD-C4C
11	M1	201	CYC	C2D-C1D-CHD-C4C
11	M1	202	CYC	NA-C4A-CHB-C1B
11	M1	202	CYC	C3A-C4A-CHB-C1B
11	M1	202	CYC	C2D-C1D-CHD-C4C
11	N1	301	CYC	C2C-C3C-CAC-CBC
11	N1	301	CYC	C4C-C3C-CAC-CBC
11	N1	301	CYC	ND-C1D-CHD-C4C
11	N1	301	CYC	C2D-C1D-CHD-C4C
11	O1	201	CYC	C4C-C3C-CAC-CBC
11	O1	201	CYC	ND-C1D-CHD-C4C
11	O1	201	CYC	C2D-C1D-CHD-C4C
11	P1	201	CYC	C2C-C3C-CAC-CBC
11	P1	201	CYC	C4C-C3C-CAC-CBC
11	P1	201	CYC	ND-C1D-CHD-C4C
11	P1	201	CYC	C2D-C1D-CHD-C4C
11	P1	202	CYC	NA-C4A-CHB-C1B
11	P1	202	CYC	C3A-C4A-CHB-C1B
11	P1	202	CYC	C2D-C1D-CHD-C4C
11	Q1	201	CYC	C4C-C3C-CAC-CBC
11	Q1	201	CYC	ND-C1D-CHD-C4C
11	Q1	201	CYC	C2D-C1D-CHD-C4C
11	R1	201	CYC	C2C-C3C-CAC-CBC
11	R1	201	CYC	C4C-C3C-CAC-CBC
11	R1	201	CYC	ND-C1D-CHD-C4C
11	R1	201	CYC	C2D-C1D-CHD-C4C
11	R1	202	CYC	NA-C4A-CHB-C1B
11	R1	202	CYC	C3A-C4A-CHB-C1B
11	R1	202	CYC	C2D-C1D-CHD-C4C
11	S1	201	CYC	C4C-C3C-CAC-CBC

Continued on next page...

Continued from previous page...

Mol	Chain	Res	Type	Atoms
11	S1	201	CYC	ND-C1D-CHD-C4C
11	S1	201	CYC	C2D-C1D-CHD-C4C
11	T1	201	CYC	NA-C4A-CHB-C1B
11	T1	201	CYC	C3A-C4A-CHB-C1B
11	T1	201	CYC	C2D-C1D-CHD-C4C
11	U1	201	CYC	C4C-C3C-CAC-CBC
11	U1	201	CYC	ND-C1D-CHD-C4C
11	U1	201	CYC	C2D-C1D-CHD-C4C
11	U1	202	CYC	NA-C4A-CHB-C1B
11	U1	202	CYC	C3A-C4A-CHB-C1B
11	U1	202	CYC	C2D-C1D-CHD-C4C
11	V1	201	CYC	C2C-C3C-CAC-CBC
11	V1	201	CYC	C4C-C3C-CAC-CBC
11	V1	201	CYC	ND-C1D-CHD-C4C
11	V1	201	CYC	C2D-C1D-CHD-C4C
11	V1	202	CYC	C4C-C3C-CAC-CBC
11	V1	202	CYC	ND-C1D-CHD-C4C
11	V1	202	CYC	C2D-C1D-CHD-C4C
11	X1	201	CYC	C2C-C3C-CAC-CBC
11	X1	201	CYC	C4C-C3C-CAC-CBC
11	X1	201	CYC	ND-C1D-CHD-C4C
11	X1	201	CYC	C2D-C1D-CHD-C4C
11	X1	202	CYC	NA-C4A-CHB-C1B
11	X1	202	CYC	C3A-C4A-CHB-C1B
11	X1	202	CYC	C2D-C1D-CHD-C4C
11	X1	203	CYC	C4C-C3C-CAC-CBC
11	X1	203	CYC	ND-C1D-CHD-C4C
11	X1	203	CYC	C2D-C1D-CHD-C4C
11	Z1	201	CYC	C2C-C3C-CAC-CBC
11	Z1	201	CYC	C4C-C3C-CAC-CBC
11	Z1	201	CYC	ND-C1D-CHD-C4C
11	Z1	201	CYC	C2D-C1D-CHD-C4C
11	Z1	202	CYC	NA-C4A-CHB-C1B
11	Z1	202	CYC	C3A-C4A-CHB-C1B
11	Z1	202	CYC	C2D-C1D-CHD-C4C
11	A2	301	CYC	NA-C4A-CHB-C1B
11	A2	301	CYC	C3A-C4A-CHB-C1B
11	A2	301	CYC	C2C-C3C-CAC-CBC
11	A2	301	CYC	C4C-C3C-CAC-CBC
11	B2	201	CYC	ND-C4D-CHA-C1A
11	B2	201	CYC	C3D-C4D-CHA-C1A
11	B2	201	CYC	NA-C4A-CHB-C1B

Continued on next page...

Continued from previous page...

Mol	Chain	Res	Type	Atoms
11	B2	201	CYC	C3A-C4A-CHB-C1B
11	B2	201	CYC	C4B-C3B-CAB-CBB
11	B2	201	CYC	C2C-C3C-CAC-CBC
11	B2	201	CYC	C4C-C3C-CAC-CBC
11	B2	201	CYC	C3D-CAD-CBD-CGD
11	C2	201	CYC	NA-C4A-CHB-C1B
11	C2	201	CYC	C3A-C4A-CHB-C1B
11	C2	201	CYC	C2C-C3C-CAC-CBC
11	C2	201	CYC	C4C-C3C-CAC-CBC
11	C2	202	CYC	C3A-C2A-CAA-CBA
11	C2	202	CYC	ND-C1D-CHD-C4C
11	C2	202	CYC	C2D-C1D-CHD-C4C
11	C2	202	CYC	C2D-C3D-CAD-CBD
11	C2	202	CYC	C4D-C3D-CAD-CBD
11	D2	201	CYC	ND-C4D-CHA-C1A
11	D2	201	CYC	C3D-C4D-CHA-C1A
11	D2	201	CYC	NA-C4A-CHB-C1B
11	D2	201	CYC	C3A-C4A-CHB-C1B
11	D2	201	CYC	C4B-C3B-CAB-CBB
11	D2	201	CYC	C2C-C3C-CAC-CBC
11	D2	201	CYC	C4C-C3C-CAC-CBC
11	D2	201	CYC	C3D-CAD-CBD-CGD
11	E2	201	CYC	NA-C4A-CHB-C1B
11	E2	201	CYC	C3A-C4A-CHB-C1B
11	E2	201	CYC	C2C-C3C-CAC-CBC
11	E2	201	CYC	C4C-C3C-CAC-CBC
11	E2	202	CYC	C3A-C2A-CAA-CBA
11	E2	202	CYC	ND-C1D-CHD-C4C
11	E2	202	CYC	C2D-C1D-CHD-C4C
11	E2	202	CYC	C2D-C3D-CAD-CBD
11	E2	202	CYC	C4D-C3D-CAD-CBD
11	E2	203	CYC	ND-C4D-CHA-C1A
11	E2	203	CYC	C3D-C4D-CHA-C1A
11	E2	203	CYC	NA-C4A-CHB-C1B
11	E2	203	CYC	C3A-C4A-CHB-C1B
11	E2	203	CYC	C4B-C3B-CAB-CBB
11	E2	203	CYC	C2C-C3C-CAC-CBC
11	E2	203	CYC	C4C-C3C-CAC-CBC
11	E2	203	CYC	C3D-CAD-CBD-CGD
11	G2	201	CYC	C3A-C2A-CAA-CBA
11	G2	201	CYC	ND-C1D-CHD-C4C
11	G2	201	CYC	C2D-C1D-CHD-C4C

Continued on next page...

Continued from previous page...

Mol	Chain	Res	Type	Atoms
11	G2	201	CYC	C2D-C3D-CAD-CBD
11	G2	201	CYC	C4D-C3D-CAD-CBD
11	H2	201	CYC	ND-C4D-CHA-C1A
11	H2	201	CYC	C3D-C4D-CHA-C1A
11	H2	201	CYC	NA-C4A-CHB-C1B
11	H2	201	CYC	C3A-C4A-CHB-C1B
11	H2	201	CYC	C4B-C3B-CAB-CBB
11	H2	201	CYC	C2C-C3C-CAC-CBC
11	H2	201	CYC	C4C-C3C-CAC-CBC
11	H2	201	CYC	C3D-CAD-CBD-CGD
11	I2	201	CYC	NA-C4A-CHB-C1B
11	I2	201	CYC	C3A-C4A-CHB-C1B
11	I2	201	CYC	C2C-C3C-CAC-CBC
11	I2	201	CYC	C4C-C3C-CAC-CBC
11	I2	202	CYC	C3A-C2A-CAA-CBA
11	I2	202	CYC	ND-C1D-CHD-C4C
11	I2	202	CYC	C2D-C1D-CHD-C4C
11	I2	202	CYC	C2D-C3D-CAD-CBD
11	I2	202	CYC	C4D-C3D-CAD-CBD
11	I2	203	CYC	ND-C4D-CHA-C1A
11	I2	203	CYC	C3D-C4D-CHA-C1A
11	I2	203	CYC	NA-C4A-CHB-C1B
11	I2	203	CYC	C3A-C4A-CHB-C1B
11	I2	203	CYC	C4B-C3B-CAB-CBB
11	I2	203	CYC	C2C-C3C-CAC-CBC
11	I2	203	CYC	C4C-C3C-CAC-CBC
11	I2	203	CYC	C3D-CAD-CBD-CGD
11	K2	201	CYC	NA-C4A-CHB-C1B
11	K2	201	CYC	C3A-C4A-CHB-C1B
11	K2	201	CYC	C2C-C3C-CAC-CBC
11	K2	201	CYC	C4C-C3C-CAC-CBC
11	K2	202	CYC	C3A-C2A-CAA-CBA
11	K2	202	CYC	ND-C1D-CHD-C4C
11	K2	202	CYC	C2D-C1D-CHD-C4C
11	K2	202	CYC	C2D-C3D-CAD-CBD
11	K2	202	CYC	C4D-C3D-CAD-CBD
11	K2	203	CYC	ND-C4D-CHA-C1A
11	K2	203	CYC	C3D-C4D-CHA-C1A
11	K2	203	CYC	NA-C4A-CHB-C1B
11	K2	203	CYC	C3A-C4A-CHB-C1B
11	K2	203	CYC	C4B-C3B-CAB-CBB
11	K2	203	CYC	C2C-C3C-CAC-CBC

Continued on next page...

Continued from previous page...

Mol	Chain	Res	Type	Atoms
11	K2	203	CYC	C4C-C3C-CAC-CBC
11	K2	203	CYC	C3D-CAD-CBD-CGD
11	M2	201	CYC	NA-C4A-CHB-C1B
11	M2	201	CYC	C3A-C4A-CHB-C1B
11	M2	201	CYC	C2C-C3C-CAC-CBC
11	M2	201	CYC	C4C-C3C-CAC-CBC
11	M2	202	CYC	C3A-C2A-CAA-CBA
11	M2	202	CYC	ND-C1D-CHD-C4C
11	M2	202	CYC	C2D-C1D-CHD-C4C
11	M2	202	CYC	C2D-C3D-CAD-CBD
11	M2	202	CYC	C4D-C3D-CAD-CBD
11	N2	301	CYC	NA-C4A-CHB-C1B
11	N2	301	CYC	C3A-C4A-CHB-C1B
11	N2	301	CYC	C2C-C3C-CAC-CBC
11	N2	301	CYC	C4C-C3C-CAC-CBC
11	N2	302	CYC	NA-C4A-CHB-C1B
11	N2	302	CYC	C3A-C4A-CHB-C1B
11	N2	302	CYC	C2C-C3C-CAC-CBC
11	N2	302	CYC	C4C-C3C-CAC-CBC
11	P2	201	CYC	NA-C4A-CHB-C1B
11	P2	201	CYC	C3A-C4A-CHB-C1B
11	P2	201	CYC	C2C-C3C-CAC-CBC
11	P2	201	CYC	C4C-C3C-CAC-CBC
11	P2	202	CYC	C3A-C2A-CAA-CBA
11	P2	202	CYC	ND-C1D-CHD-C4C
11	P2	202	CYC	C2D-C1D-CHD-C4C
11	P2	202	CYC	C2D-C3D-CAD-CBD
11	P2	202	CYC	C4D-C3D-CAD-CBD
11	Q2	201	CYC	ND-C4D-CHA-C1A
11	Q2	201	CYC	C3D-C4D-CHA-C1A
11	Q2	201	CYC	NA-C4A-CHB-C1B
11	Q2	201	CYC	C3A-C4A-CHB-C1B
11	Q2	201	CYC	C4B-C3B-CAB-CBB
11	Q2	201	CYC	C2C-C3C-CAC-CBC
11	Q2	201	CYC	C4C-C3C-CAC-CBC
11	Q2	201	CYC	C3D-CAD-CBD-CGD
11	R2	201	CYC	C3A-C2A-CAA-CBA
11	R2	201	CYC	ND-C1D-CHD-C4C
11	R2	201	CYC	C2D-C1D-CHD-C4C
11	R2	201	CYC	C2D-C3D-CAD-CBD
11	R2	201	CYC	C4D-C3D-CAD-CBD
11	S2	201	CYC	ND-C4D-CHA-C1A

Continued on next page...

Continued from previous page...

Mol	Chain	Res	Type	Atoms
11	S2	201	CYC	C3D-C4D-CHA-C1A
11	S2	201	CYC	NA-C4A-CHB-C1B
11	S2	201	CYC	C3A-C4A-CHB-C1B
11	S2	201	CYC	C4B-C3B-CAB-CBB
11	S2	201	CYC	C2C-C3C-CAC-CBC
11	S2	201	CYC	C4C-C3C-CAC-CBC
11	S2	201	CYC	C3D-CAD-CBD-CGD
11	T2	201	CYC	ND-C4D-CHA-C1A
11	T2	201	CYC	C3D-C4D-CHA-C1A
11	T2	201	CYC	NA-C4A-CHB-C1B
11	T2	201	CYC	C3A-C4A-CHB-C1B
11	T2	201	CYC	C4B-C3B-CAB-CBB
11	T2	201	CYC	C2C-C3C-CAC-CBC
11	T2	201	CYC	C4C-C3C-CAC-CBC
11	T2	201	CYC	C3D-CAD-CBD-CGD
11	T2	202	CYC	C3A-C2A-CAA-CBA
11	T2	202	CYC	ND-C1D-CHD-C4C
11	T2	202	CYC	C2D-C1D-CHD-C4C
11	T2	202	CYC	C2D-C3D-CAD-CBD
11	T2	202	CYC	C4D-C3D-CAD-CBD
11	V2	201	CYC	NA-C4A-CHB-C1B
11	V2	201	CYC	C3A-C4A-CHB-C1B
11	V2	201	CYC	C2C-C3C-CAC-CBC
11	V2	201	CYC	C4C-C3C-CAC-CBC
11	V2	202	CYC	C3A-C2A-CAA-CBA
11	V2	202	CYC	ND-C1D-CHD-C4C
11	V2	202	CYC	C2D-C1D-CHD-C4C
11	V2	202	CYC	C2D-C3D-CAD-CBD
11	V2	202	CYC	C4D-C3D-CAD-CBD
11	W2	201	CYC	ND-C4D-CHA-C1A
11	W2	201	CYC	C3D-C4D-CHA-C1A
11	W2	201	CYC	NA-C4A-CHB-C1B
11	W2	201	CYC	C3A-C4A-CHB-C1B
11	W2	201	CYC	C4B-C3B-CAB-CBB
11	W2	201	CYC	C2C-C3C-CAC-CBC
11	W2	201	CYC	C4C-C3C-CAC-CBC
11	W2	201	CYC	C3D-CAD-CBD-CGD
11	X2	201	CYC	NA-C4A-CHB-C1B
11	X2	201	CYC	C3A-C4A-CHB-C1B
11	X2	201	CYC	C2C-C3C-CAC-CBC
11	X2	201	CYC	C4C-C3C-CAC-CBC
11	X2	202	CYC	C3A-C2A-CAA-CBA

Continued on next page...

Continued from previous page...

Mol	Chain	Res	Type	Atoms
11	X2	202	CYC	ND-C1D-CHD-C4C
11	X2	202	CYC	C2D-C1D-CHD-C4C
11	X2	202	CYC	C2D-C3D-CAD-CBD
11	X2	202	CYC	C4D-C3D-CAD-CBD
11	X2	203	CYC	ND-C4D-CHA-C1A
11	X2	203	CYC	C3D-C4D-CHA-C1A
11	X2	203	CYC	NA-C4A-CHB-C1B
11	X2	203	CYC	C3A-C4A-CHB-C1B
11	X2	203	CYC	C4B-C3B-CAB-CBB
11	X2	203	CYC	C2C-C3C-CAC-CBC
11	X2	203	CYC	C4C-C3C-CAC-CBC
11	X2	203	CYC	C3D-CAD-CBD-CGD
11	Z2	201	CYC	ND-C4D-CHA-C1A
11	Z2	201	CYC	C3D-C4D-CHA-C1A
11	Z2	201	CYC	NA-C4A-CHB-C1B
11	Z2	201	CYC	C3A-C4A-CHB-C1B
11	Z2	201	CYC	C4B-C3B-CAB-CBB
11	Z2	201	CYC	C2C-C3C-CAC-CBC
11	Z2	201	CYC	C4C-C3C-CAC-CBC
11	Z2	201	CYC	C3D-CAD-CBD-CGD
11	Z2	202	CYC	NA-C4A-CHB-C1B
11	Z2	202	CYC	C3A-C4A-CHB-C1B
11	Z2	202	CYC	C2C-C3C-CAC-CBC
11	Z2	202	CYC	C4C-C3C-CAC-CBC
11	Z2	203	CYC	C3A-C2A-CAA-CBA
11	Z2	203	CYC	ND-C1D-CHD-C4C
11	Z2	203	CYC	C2D-C1D-CHD-C4C
11	Z2	203	CYC	C2D-C3D-CAD-CBD
11	Z2	203	CYC	C4D-C3D-CAD-CBD
11	03	901	CYC	NA-C4A-CHB-C1B
11	03	901	CYC	C3A-C4A-CHB-C1B
11	03	901	CYC	ND-C1D-CHD-C4C
11	03	901	CYC	C2D-C1D-CHD-C4C
11	13	901	CYC	NA-C4A-CHB-C1B
11	13	901	CYC	C3A-C4A-CHB-C1B
11	13	901	CYC	ND-C1D-CHD-C4C
11	13	901	CYC	C2D-C1D-CHD-C4C
11	G3	1001	CYC	C2C-C3C-CAC-CBC
11	G3	1001	CYC	C4C-C3C-CAC-CBC
11	G3	1001	CYC	ND-C1D-CHD-C4C
11	I3	1001	CYC	C2C-C3C-CAC-CBC
11	I3	1001	CYC	C4C-C3C-CAC-CBC

Continued on next page...

Continued from previous page...

Mol	Chain	Res	Type	Atoms
11	I3	1001	CYC	ND-C1D-CHD-C4C
11	K3	1001	CYC	C2C-C3C-CAC-CBC
11	K3	1001	CYC	C4C-C3C-CAC-CBC
11	K3	1001	CYC	ND-C1D-CHD-C4C
11	N3	1001	CYC	C2C-C3C-CAC-CBC
11	N3	1001	CYC	C4C-C3C-CAC-CBC
11	N3	1001	CYC	ND-C1D-CHD-C4C
11	P3	1001	CYC	C2C-C3C-CAC-CBC
11	P3	1001	CYC	C4C-C3C-CAC-CBC
11	P3	1001	CYC	ND-C1D-CHD-C4C
11	Q3	1001	CYC	ND-C1D-CHD-C4C
11	R3	1001	CYC	C2C-C3C-CAC-CBC
11	R3	1001	CYC	C4C-C3C-CAC-CBC
11	R3	1001	CYC	ND-C1D-CHD-C4C
11	T3	1001	CYC	C2C-C3C-CAC-CBC
11	T3	1001	CYC	C4C-C3C-CAC-CBC
11	T3	1001	CYC	ND-C1D-CHD-C4C
11	V3	201	CYC	C2C-C3C-CAC-CBC
11	V3	201	CYC	C4C-C3C-CAC-CBC
11	V3	201	CYC	ND-C1D-CHD-C4C
11	V3	201	CYC	C2D-C1D-CHD-C4C
11	X3	1001	CYC	C2C-C3C-CAC-CBC
11	X3	1001	CYC	C4C-C3C-CAC-CBC
11	X3	1001	CYC	ND-C1D-CHD-C4C
11	Z3	1001	CYC	C2C-C3C-CAC-CBC
11	Z3	1001	CYC	C4C-C3C-CAC-CBC
11	Z3	1001	CYC	ND-C1D-CHD-C4C
11	b3	1001	CYC	C2C-C3C-CAC-CBC
11	b3	1001	CYC	C4C-C3C-CAC-CBC
11	b3	1001	CYC	ND-C1D-CHD-C4C
11	d3	1001	CYC	C2C-C3C-CAC-CBC
11	d3	1001	CYC	C4C-C3C-CAC-CBC
11	d3	1001	CYC	ND-C1D-CHD-C4C
11	f3	1001	CYC	C2C-C3C-CAC-CBC
11	f3	1001	CYC	C4C-C3C-CAC-CBC
11	f3	1001	CYC	ND-C1D-CHD-C4C
11	g3	1001	CYC	ND-C1D-CHD-C4C
11	i3	1001	CYC	C2C-C3C-CAC-CBC
11	i3	1001	CYC	C4C-C3C-CAC-CBC
11	i3	1001	CYC	ND-C1D-CHD-C4C
11	k3	1001	CYC	C2C-C3C-CAC-CBC
11	k3	1001	CYC	C4C-C3C-CAC-CBC

Continued on next page...

Continued from previous page...

Mol	Chain	Res	Type	Atoms
11	k3	1001	CYC	ND-C1D-CHD-C4C
11	m3	201	CYC	C2C-C3C-CAC-CBC
11	m3	201	CYC	C4C-C3C-CAC-CBC
11	m3	201	CYC	ND-C1D-CHD-C4C
11	m3	201	CYC	C2D-C1D-CHD-C4C
11	o3	1001	CYC	C2C-C3C-CAC-CBC
11	o3	1001	CYC	C4C-C3C-CAC-CBC
11	o3	1001	CYC	ND-C1D-CHD-C4C
11	q3	1001	CYC	C2C-C3C-CAC-CBC
11	q3	1001	CYC	C4C-C3C-CAC-CBC
11	q3	1001	CYC	ND-C1D-CHD-C4C
11	s3	1001	CYC	C2C-C3C-CAC-CBC
11	s3	1001	CYC	C4C-C3C-CAC-CBC
11	s3	1001	CYC	ND-C1D-CHD-C4C
11	u3	1001	CYC	C2C-C3C-CAC-CBC
11	u3	1001	CYC	C4C-C3C-CAC-CBC
11	u3	1001	CYC	ND-C1D-CHD-C4C
11	w3	1001	CYC	C2C-C3C-CAC-CBC
11	w3	1001	CYC	C4C-C3C-CAC-CBC
11	w3	1001	CYC	ND-C1D-CHD-C4C
11	y3	1001	CYC	C2C-C3C-CAC-CBC
11	y3	1001	CYC	C4C-C3C-CAC-CBC
11	y3	1001	CYC	ND-C1D-CHD-C4C
11	A4	301	CYC	NA-C4A-CHB-C1B
11	A4	301	CYC	C2C-C3C-CAC-CBC
11	A4	301	CYC	C4C-C3C-CAC-CBC
11	A4	301	CYC	ND-C1D-CHD-C4C
11	A4	301	CYC	C2D-C1D-CHD-C4C
11	C4	201	CYC	C3A-C2A-CAA-CBA
11	C4	201	CYC	ND-C1D-CHD-C4C
11	C4	201	CYC	C2D-C1D-CHD-C4C
11	C4	201	CYC	C2D-C3D-CAD-CBD
11	C4	201	CYC	C4D-C3D-CAD-CBD
11	D4	201	CYC	NA-C4A-CHB-C1B
11	D4	201	CYC	C3A-C4A-CHB-C1B
11	D4	201	CYC	C2B-C3B-CAB-CBB
11	D4	201	CYC	C4C-C3C-CAC-CBC
11	D4	201	CYC	C2D-C1D-CHD-C4C
11	D4	201	CYC	C2D-C3D-CAD-CBD
11	E4	201	CYC	NA-C4A-CHB-C1B
11	E4	201	CYC	C2C-C3C-CAC-CBC
11	E4	201	CYC	C4C-C3C-CAC-CBC

Continued on next page...

Continued from previous page...

Mol	Chain	Res	Type	Atoms
11	E4	201	CYC	ND-C1D-CHD-C4C
11	E4	201	CYC	C2D-C1D-CHD-C4C
11	E4	202	CYC	C3A-C2A-CAA-CBA
11	E4	202	CYC	ND-C1D-CHD-C4C
11	E4	202	CYC	C2D-C1D-CHD-C4C
11	E4	202	CYC	C2D-C3D-CAD-CBD
11	E4	202	CYC	C4D-C3D-CAD-CBD
11	E4	203	CYC	NA-C4A-CHB-C1B
11	E4	203	CYC	C3A-C4A-CHB-C1B
11	E4	203	CYC	C2B-C3B-CAB-CBB
11	E4	203	CYC	C4C-C3C-CAC-CBC
11	E4	203	CYC	C2D-C1D-CHD-C4C
11	E4	203	CYC	C2D-C3D-CAD-CBD
11	F4	201	CYC	C3A-C2A-CAA-CBA
11	F4	201	CYC	ND-C1D-CHD-C4C
11	F4	201	CYC	C2D-C1D-CHD-C4C
11	F4	201	CYC	C2D-C3D-CAD-CBD
11	F4	201	CYC	C4D-C3D-CAD-CBD
11	G4	201	CYC	NA-C4A-CHB-C1B
11	G4	201	CYC	C3A-C4A-CHB-C1B
11	G4	201	CYC	C2B-C3B-CAB-CBB
11	G4	201	CYC	C4C-C3C-CAC-CBC
11	G4	201	CYC	C2D-C1D-CHD-C4C
11	G4	201	CYC	C2D-C3D-CAD-CBD
11	G4	202	CYC	NA-C4A-CHB-C1B
11	G4	202	CYC	C2C-C3C-CAC-CBC
11	G4	202	CYC	C4C-C3C-CAC-CBC
11	G4	202	CYC	ND-C1D-CHD-C4C
11	G4	202	CYC	C2D-C1D-CHD-C4C
11	I4	201	CYC	NA-C4A-CHB-C1B
11	I4	201	CYC	C2C-C3C-CAC-CBC
11	I4	201	CYC	C4C-C3C-CAC-CBC
11	I4	201	CYC	ND-C1D-CHD-C4C
11	I4	201	CYC	C2D-C1D-CHD-C4C
11	I4	202	CYC	C3A-C2A-CAA-CBA
11	I4	202	CYC	ND-C1D-CHD-C4C
11	I4	202	CYC	C2D-C1D-CHD-C4C
11	I4	202	CYC	C2D-C3D-CAD-CBD
11	I4	202	CYC	C4D-C3D-CAD-CBD
11	I4	203	CYC	NA-C4A-CHB-C1B
11	I4	203	CYC	C3A-C4A-CHB-C1B
11	I4	203	CYC	C2B-C3B-CAB-CBB

Continued on next page...

Continued from previous page...

Mol	Chain	Res	Type	Atoms
11	I4	203	CYC	C4C-C3C-CAC-CBC
11	I4	203	CYC	C2D-C1D-CHD-C4C
11	I4	203	CYC	C2D-C3D-CAD-CBD
11	K4	201	CYC	NA-C4A-CHB-C1B
11	K4	201	CYC	C2C-C3C-CAC-CBC
11	K4	201	CYC	C4C-C3C-CAC-CBC
11	K4	201	CYC	ND-C1D-CHD-C4C
11	K4	201	CYC	C2D-C1D-CHD-C4C
11	K4	202	CYC	C3A-C2A-CAA-CBA
11	K4	202	CYC	ND-C1D-CHD-C4C
11	K4	202	CYC	C2D-C1D-CHD-C4C
11	K4	202	CYC	C2D-C3D-CAD-CBD
11	K4	202	CYC	C4D-C3D-CAD-CBD
11	L4	201	CYC	NA-C4A-CHB-C1B
11	L4	201	CYC	C3A-C4A-CHB-C1B
11	L4	201	CYC	C2B-C3B-CAB-CBB
11	L4	201	CYC	C4C-C3C-CAC-CBC
11	L4	201	CYC	C2D-C1D-CHD-C4C
11	L4	201	CYC	C2D-C3D-CAD-CBD
11	L4	202	CYC	C3A-C2A-CAA-CBA
11	L4	202	CYC	ND-C1D-CHD-C4C
11	L4	202	CYC	C2D-C1D-CHD-C4C
11	L4	202	CYC	C2D-C3D-CAD-CBD
11	L4	202	CYC	C4D-C3D-CAD-CBD
11	M4	201	CYC	NA-C4A-CHB-C1B
11	M4	201	CYC	C3A-C4A-CHB-C1B
11	M4	201	CYC	C2B-C3B-CAB-CBB
11	M4	201	CYC	C4C-C3C-CAC-CBC
11	M4	201	CYC	C2D-C1D-CHD-C4C
11	M4	201	CYC	C2D-C3D-CAD-CBD
11	M4	202	CYC	NA-C4A-CHB-C1B
11	M4	202	CYC	C2C-C3C-CAC-CBC
11	M4	202	CYC	C4C-C3C-CAC-CBC
11	M4	202	CYC	ND-C1D-CHD-C4C
11	M4	202	CYC	C2D-C1D-CHD-C4C
11	N4	301	CYC	NA-C4A-CHB-C1B
11	N4	301	CYC	C2C-C3C-CAC-CBC
11	N4	301	CYC	C4C-C3C-CAC-CBC
11	N4	301	CYC	ND-C1D-CHD-C4C
11	N4	301	CYC	C2D-C1D-CHD-C4C
11	O4	201	CYC	NA-C4A-CHB-C1B
11	O4	201	CYC	C3A-C4A-CHB-C1B

Continued on next page...

Continued from previous page...

Mol	Chain	Res	Type	Atoms
11	O4	201	CYC	C2B-C3B-CAB-CBB
11	O4	201	CYC	C4C-C3C-CAC-CBC
11	O4	201	CYC	C2D-C1D-CHD-C4C
11	O4	201	CYC	C2D-C3D-CAD-CBD
11	P4	201	CYC	NA-C4A-CHB-C1B
11	P4	201	CYC	C2C-C3C-CAC-CBC
11	P4	201	CYC	C4C-C3C-CAC-CBC
11	P4	201	CYC	ND-C1D-CHD-C4C
11	P4	201	CYC	C2D-C1D-CHD-C4C
11	P4	202	CYC	C3A-C2A-CAA-CBA
11	P4	202	CYC	ND-C1D-CHD-C4C
11	P4	202	CYC	C2D-C1D-CHD-C4C
11	P4	202	CYC	C2D-C3D-CAD-CBD
11	P4	202	CYC	C4D-C3D-CAD-CBD
11	P4	203	CYC	NA-C4A-CHB-C1B
11	P4	203	CYC	C3A-C4A-CHB-C1B
11	P4	203	CYC	C2B-C3B-CAB-CBB
11	P4	203	CYC	C4C-C3C-CAC-CBC
11	P4	203	CYC	C2D-C1D-CHD-C4C
11	P4	203	CYC	C2D-C3D-CAD-CBD
11	R4	201	CYC	C3A-C2A-CAA-CBA
11	R4	201	CYC	ND-C1D-CHD-C4C
11	R4	201	CYC	C2D-C1D-CHD-C4C
11	R4	201	CYC	C2D-C3D-CAD-CBD
11	R4	201	CYC	C4D-C3D-CAD-CBD
11	S4	201	CYC	NA-C4A-CHB-C1B
11	S4	201	CYC	C3A-C4A-CHB-C1B
11	S4	201	CYC	C2B-C3B-CAB-CBB
11	S4	201	CYC	C4C-C3C-CAC-CBC
11	S4	201	CYC	C2D-C1D-CHD-C4C
11	S4	201	CYC	C2D-C3D-CAD-CBD
11	T4	201	CYC	NA-C4A-CHB-C1B
11	T4	201	CYC	C2C-C3C-CAC-CBC
11	T4	201	CYC	C4C-C3C-CAC-CBC
11	T4	201	CYC	ND-C1D-CHD-C4C
11	T4	201	CYC	C2D-C1D-CHD-C4C
11	T4	202	CYC	C3A-C2A-CAA-CBA
11	T4	202	CYC	ND-C1D-CHD-C4C
11	T4	202	CYC	C2D-C1D-CHD-C4C
11	T4	202	CYC	C2D-C3D-CAD-CBD
11	T4	202	CYC	C4D-C3D-CAD-CBD
11	U4	201	CYC	NA-C4A-CHB-C1B

Continued on next page...

Continued from previous page...

Mol	Chain	Res	Type	Atoms
11	U4	201	CYC	C3A-C4A-CHB-C1B
11	U4	201	CYC	C2B-C3B-CAB-CBB
11	U4	201	CYC	C4C-C3C-CAC-CBC
11	U4	201	CYC	C2D-C1D-CHD-C4C
11	U4	201	CYC	C2D-C3D-CAD-CBD
11	V4	201	CYC	NA-C4A-CHB-C1B
11	V4	201	CYC	C2C-C3C-CAC-CBC
11	V4	201	CYC	C4C-C3C-CAC-CBC
11	V4	201	CYC	ND-C1D-CHD-C4C
11	V4	201	CYC	C2D-C1D-CHD-C4C
11	V4	202	CYC	C3A-C2A-CAA-CBA
11	V4	202	CYC	ND-C1D-CHD-C4C
11	V4	202	CYC	C2D-C1D-CHD-C4C
11	V4	202	CYC	C2D-C3D-CAD-CBD
11	V4	202	CYC	C4D-C3D-CAD-CBD
11	W4	201	CYC	NA-C4A-CHB-C1B
11	W4	201	CYC	C3A-C4A-CHB-C1B
11	W4	201	CYC	C2B-C3B-CAB-CBB
11	W4	201	CYC	C4C-C3C-CAC-CBC
11	W4	201	CYC	C2D-C1D-CHD-C4C
11	W4	201	CYC	C2D-C3D-CAD-CBD
11	X4	201	CYC	NA-C4A-CHB-C1B
11	X4	201	CYC	C2C-C3C-CAC-CBC
11	X4	201	CYC	C4C-C3C-CAC-CBC
11	X4	201	CYC	ND-C1D-CHD-C4C
11	X4	201	CYC	C2D-C1D-CHD-C4C
11	X4	202	CYC	C3A-C2A-CAA-CBA
11	X4	202	CYC	ND-C1D-CHD-C4C
11	X4	202	CYC	C2D-C1D-CHD-C4C
11	X4	202	CYC	C2D-C3D-CAD-CBD
11	X4	202	CYC	C4D-C3D-CAD-CBD
11	Y4	201	CYC	NA-C4A-CHB-C1B
11	Y4	201	CYC	C3A-C4A-CHB-C1B
11	Y4	201	CYC	C2B-C3B-CAB-CBB
11	Y4	201	CYC	C4C-C3C-CAC-CBC
11	Y4	201	CYC	C2D-C1D-CHD-C4C
11	Y4	201	CYC	C2D-C3D-CAD-CBD
11	Z4	201	CYC	NA-C4A-CHB-C1B
11	Z4	201	CYC	C2C-C3C-CAC-CBC
11	Z4	201	CYC	C4C-C3C-CAC-CBC
11	Z4	201	CYC	ND-C1D-CHD-C4C
11	Z4	201	CYC	C2D-C1D-CHD-C4C

Continued on next page...

Continued from previous page...

Mol	Chain	Res	Type	Atoms
11	Z4	202	CYC	C3A-C2A-CAA-CBA
11	Z4	202	CYC	ND-C1D-CHD-C4C
11	Z4	202	CYC	C2D-C1D-CHD-C4C
11	Z4	202	CYC	C2D-C3D-CAD-CBD
11	Z4	202	CYC	C4D-C3D-CAD-CBD
11	A5	301	CYC	C2C-C3C-CAC-CBC
11	A5	301	CYC	C4C-C3C-CAC-CBC
11	A5	301	CYC	ND-C1D-CHD-C4C
11	A5	301	CYC	C2D-C1D-CHD-C4C
11	A5	302	CYC	C2C-C3C-CAC-CBC
11	A5	302	CYC	C4C-C3C-CAC-CBC
11	A5	302	CYC	ND-C1D-CHD-C4C
11	A5	302	CYC	C2D-C1D-CHD-C4C
11	B5	201	CYC	C4C-C3C-CAC-CBC
11	B5	201	CYC	ND-C1D-CHD-C4C
11	B5	201	CYC	C2D-C1D-CHD-C4C
11	C5	201	CYC	NA-C4A-CHB-C1B
11	C5	201	CYC	C3A-C4A-CHB-C1B
11	C5	201	CYC	C2D-C1D-CHD-C4C
11	C5	202	CYC	C4C-C3C-CAC-CBC
11	C5	202	CYC	ND-C1D-CHD-C4C
11	C5	202	CYC	C2D-C1D-CHD-C4C
11	D5	201	CYC	NA-C4A-CHB-C1B
11	D5	201	CYC	C3A-C4A-CHB-C1B
11	D5	201	CYC	C2D-C1D-CHD-C4C
11	F5	201	CYC	C4C-C3C-CAC-CBC
11	F5	201	CYC	ND-C1D-CHD-C4C
11	F5	201	CYC	C2D-C1D-CHD-C4C
11	G5	201	CYC	C2C-C3C-CAC-CBC
11	G5	201	CYC	C4C-C3C-CAC-CBC
11	G5	201	CYC	ND-C1D-CHD-C4C
11	G5	201	CYC	C2D-C1D-CHD-C4C
11	G5	202	CYC	NA-C4A-CHB-C1B
11	G5	202	CYC	C3A-C4A-CHB-C1B
11	G5	202	CYC	C2D-C1D-CHD-C4C
11	H5	201	CYC	C4C-C3C-CAC-CBC
11	H5	201	CYC	ND-C1D-CHD-C4C
11	H5	201	CYC	C2D-C1D-CHD-C4C
11	I5	201	CYC	C2C-C3C-CAC-CBC
11	I5	201	CYC	C4C-C3C-CAC-CBC
11	I5	201	CYC	ND-C1D-CHD-C4C
11	I5	201	CYC	C2D-C1D-CHD-C4C

Continued on next page...

Continued from previous page...

Mol	Chain	Res	Type	Atoms
11	I5	202	CYC	NA-C4A-CHB-C1B
11	I5	202	CYC	C3A-C4A-CHB-C1B
11	I5	202	CYC	C2D-C1D-CHD-C4C
11	J5	201	CYC	C4C-C3C-CAC-CBC
11	J5	201	CYC	ND-C1D-CHD-C4C
11	J5	201	CYC	C2D-C1D-CHD-C4C
11	K5	201	CYC	C2C-C3C-CAC-CBC
11	K5	201	CYC	C4C-C3C-CAC-CBC
11	K5	201	CYC	ND-C1D-CHD-C4C
11	K5	201	CYC	C2D-C1D-CHD-C4C
11	K5	202	CYC	NA-C4A-CHB-C1B
11	K5	202	CYC	C3A-C4A-CHB-C1B
11	K5	202	CYC	C2D-C1D-CHD-C4C
11	L5	201	CYC	C4C-C3C-CAC-CBC
11	L5	201	CYC	ND-C1D-CHD-C4C
11	L5	201	CYC	C2D-C1D-CHD-C4C
11	M5	201	CYC	C2C-C3C-CAC-CBC
11	M5	201	CYC	C4C-C3C-CAC-CBC
11	M5	201	CYC	ND-C1D-CHD-C4C
11	M5	201	CYC	C2D-C1D-CHD-C4C
11	M5	202	CYC	NA-C4A-CHB-C1B
11	M5	202	CYC	C3A-C4A-CHB-C1B
11	M5	202	CYC	C2D-C1D-CHD-C4C
11	N5	301	CYC	C2C-C3C-CAC-CBC
11	N5	301	CYC	C4C-C3C-CAC-CBC
11	N5	301	CYC	ND-C1D-CHD-C4C
11	N5	301	CYC	C2D-C1D-CHD-C4C
11	O5	201	CYC	C4C-C3C-CAC-CBC
11	O5	201	CYC	ND-C1D-CHD-C4C
11	O5	201	CYC	C2D-C1D-CHD-C4C
11	P5	201	CYC	C2C-C3C-CAC-CBC
11	P5	201	CYC	C4C-C3C-CAC-CBC
11	P5	201	CYC	ND-C1D-CHD-C4C
11	P5	201	CYC	C2D-C1D-CHD-C4C
11	P5	202	CYC	NA-C4A-CHB-C1B
11	P5	202	CYC	C3A-C4A-CHB-C1B
11	P5	202	CYC	C2D-C1D-CHD-C4C
11	Q5	201	CYC	C4C-C3C-CAC-CBC
11	Q5	201	CYC	ND-C1D-CHD-C4C
11	Q5	201	CYC	C2D-C1D-CHD-C4C
11	R5	201	CYC	C2C-C3C-CAC-CBC
11	R5	201	CYC	C4C-C3C-CAC-CBC

Continued on next page...

Continued from previous page...

Mol	Chain	Res	Type	Atoms
11	R5	201	CYC	ND-C1D-CHD-C4C
11	R5	201	CYC	C2D-C1D-CHD-C4C
11	R5	202	CYC	NA-C4A-CHB-C1B
11	R5	202	CYC	C3A-C4A-CHB-C1B
11	R5	202	CYC	C2D-C1D-CHD-C4C
11	S5	201	CYC	C4C-C3C-CAC-CBC
11	S5	201	CYC	ND-C1D-CHD-C4C
11	S5	201	CYC	C2D-C1D-CHD-C4C
11	T5	201	CYC	NA-C4A-CHB-C1B
11	T5	201	CYC	C3A-C4A-CHB-C1B
11	T5	201	CYC	C2D-C1D-CHD-C4C
11	U5	201	CYC	C4C-C3C-CAC-CBC
11	U5	201	CYC	ND-C1D-CHD-C4C
11	U5	201	CYC	C2D-C1D-CHD-C4C
11	U5	202	CYC	NA-C4A-CHB-C1B
11	U5	202	CYC	C3A-C4A-CHB-C1B
11	U5	202	CYC	C2D-C1D-CHD-C4C
11	V5	201	CYC	C2C-C3C-CAC-CBC
11	V5	201	CYC	C4C-C3C-CAC-CBC
11	V5	201	CYC	ND-C1D-CHD-C4C
11	V5	201	CYC	C2D-C1D-CHD-C4C
11	V5	202	CYC	C4C-C3C-CAC-CBC
11	V5	202	CYC	ND-C1D-CHD-C4C
11	V5	202	CYC	C2D-C1D-CHD-C4C
11	X5	201	CYC	C2C-C3C-CAC-CBC
11	X5	201	CYC	C4C-C3C-CAC-CBC
11	X5	201	CYC	ND-C1D-CHD-C4C
11	X5	201	CYC	C2D-C1D-CHD-C4C
11	X5	202	CYC	NA-C4A-CHB-C1B
11	X5	202	CYC	C3A-C4A-CHB-C1B
11	X5	202	CYC	C2D-C1D-CHD-C4C
11	X5	203	CYC	C4C-C3C-CAC-CBC
11	X5	203	CYC	ND-C1D-CHD-C4C
11	X5	203	CYC	C2D-C1D-CHD-C4C
11	Z5	201	CYC	C2C-C3C-CAC-CBC
11	Z5	201	CYC	C4C-C3C-CAC-CBC
11	Z5	201	CYC	ND-C1D-CHD-C4C
11	Z5	201	CYC	C2D-C1D-CHD-C4C
11	Z5	202	CYC	NA-C4A-CHB-C1B
11	Z5	202	CYC	C3A-C4A-CHB-C1B
11	Z5	202	CYC	C2D-C1D-CHD-C4C
11	A6	301	CYC	NA-C4A-CHB-C1B

Continued on next page...

Continued from previous page...

Mol	Chain	Res	Type	Atoms
11	A6	301	CYC	C3A-C4A-CHB-C1B
11	A6	301	CYC	C2C-C3C-CAC-CBC
11	A6	301	CYC	C4C-C3C-CAC-CBC
11	B6	201	CYC	ND-C4D-CHA-C1A
11	B6	201	CYC	C3D-C4D-CHA-C1A
11	B6	201	CYC	NA-C4A-CHB-C1B
11	B6	201	CYC	C3A-C4A-CHB-C1B
11	B6	201	CYC	C4B-C3B-CAB-CBB
11	B6	201	CYC	C2C-C3C-CAC-CBC
11	B6	201	CYC	C4C-C3C-CAC-CBC
11	B6	201	CYC	C3D-CAD-CBD-CGD
11	C6	201	CYC	NA-C4A-CHB-C1B
11	C6	201	CYC	C3A-C4A-CHB-C1B
11	C6	201	CYC	C2C-C3C-CAC-CBC
11	C6	201	CYC	C4C-C3C-CAC-CBC
11	C6	202	CYC	C3A-C2A-CAA-CBA
11	C6	202	CYC	ND-C1D-CHD-C4C
11	C6	202	CYC	C2D-C1D-CHD-C4C
11	C6	202	CYC	C2D-C3D-CAD-CBD
11	C6	202	CYC	C4D-C3D-CAD-CBD
11	C6	203	CYC	ND-C4D-CHA-C1A
11	C6	203	CYC	C3D-C4D-CHA-C1A
11	C6	203	CYC	NA-C4A-CHB-C1B
11	C6	203	CYC	C3A-C4A-CHB-C1B
11	C6	203	CYC	C4B-C3B-CAB-CBB
11	C6	203	CYC	C2C-C3C-CAC-CBC
11	C6	203	CYC	C4C-C3C-CAC-CBC
11	C6	203	CYC	C3D-CAD-CBD-CGD
11	E6	201	CYC	NA-C4A-CHB-C1B
11	E6	201	CYC	C3A-C4A-CHB-C1B
11	E6	201	CYC	C2C-C3C-CAC-CBC
11	E6	201	CYC	C4C-C3C-CAC-CBC
11	E6	202	CYC	C3A-C2A-CAA-CBA
11	E6	202	CYC	ND-C1D-CHD-C4C
11	E6	202	CYC	C2D-C1D-CHD-C4C
11	E6	202	CYC	C2D-C3D-CAD-CBD
11	E6	202	CYC	C4D-C3D-CAD-CBD
11	F6	201	CYC	ND-C4D-CHA-C1A
11	F6	201	CYC	C3D-C4D-CHA-C1A
11	F6	201	CYC	NA-C4A-CHB-C1B
11	F6	201	CYC	C3A-C4A-CHB-C1B
11	F6	201	CYC	C4B-C3B-CAB-CBB

Continued on next page...

Continued from previous page...

Mol	Chain	Res	Type	Atoms
11	F6	201	CYC	C2C-C3C-CAC-CBC
11	F6	201	CYC	C4C-C3C-CAC-CBC
11	F6	201	CYC	C3D-CAD-CBD-CGD
11	G6	201	CYC	C3A-C2A-CAA-CBA
11	G6	201	CYC	ND-C1D-CHD-C4C
11	G6	201	CYC	C2D-C1D-CHD-C4C
11	G6	201	CYC	C2D-C3D-CAD-CBD
11	G6	201	CYC	C4D-C3D-CAD-CBD
11	H6	201	CYC	ND-C4D-CHA-C1A
11	H6	201	CYC	C3D-C4D-CHA-C1A
11	H6	201	CYC	NA-C4A-CHB-C1B
11	H6	201	CYC	C3A-C4A-CHB-C1B
11	H6	201	CYC	C4B-C3B-CAB-CBB
11	H6	201	CYC	C2C-C3C-CAC-CBC
11	H6	201	CYC	C4C-C3C-CAC-CBC
11	H6	201	CYC	C3D-CAD-CBD-CGD
11	I6	201	CYC	NA-C4A-CHB-C1B
11	I6	201	CYC	C3A-C4A-CHB-C1B
11	I6	201	CYC	C2C-C3C-CAC-CBC
11	I6	201	CYC	C4C-C3C-CAC-CBC
11	I6	202	CYC	C3A-C2A-CAA-CBA
11	I6	202	CYC	ND-C1D-CHD-C4C
11	I6	202	CYC	C2D-C1D-CHD-C4C
11	I6	202	CYC	C2D-C3D-CAD-CBD
11	I6	202	CYC	C4D-C3D-CAD-CBD
11	J6	201	CYC	ND-C4D-CHA-C1A
11	J6	201	CYC	C3D-C4D-CHA-C1A
11	J6	201	CYC	NA-C4A-CHB-C1B
11	J6	201	CYC	C3A-C4A-CHB-C1B
11	J6	201	CYC	C4B-C3B-CAB-CBB
11	J6	201	CYC	C2C-C3C-CAC-CBC
11	J6	201	CYC	C4C-C3C-CAC-CBC
11	J6	201	CYC	C3D-CAD-CBD-CGD
11	K6	201	CYC	NA-C4A-CHB-C1B
11	K6	201	CYC	C3A-C4A-CHB-C1B
11	K6	201	CYC	C2C-C3C-CAC-CBC
11	K6	201	CYC	C4C-C3C-CAC-CBC
11	K6	202	CYC	C3A-C2A-CAA-CBA
11	K6	202	CYC	ND-C1D-CHD-C4C
11	K6	202	CYC	C2D-C1D-CHD-C4C
11	K6	202	CYC	C2D-C3D-CAD-CBD
11	K6	202	CYC	C4D-C3D-CAD-CBD

Continued on next page...

Continued from previous page...

Mol	Chain	Res	Type	Atoms
11	L6	201	CYC	ND-C4D-CHA-C1A
11	L6	201	CYC	C3D-C4D-CHA-C1A
11	L6	201	CYC	NA-C4A-CHB-C1B
11	L6	201	CYC	C3A-C4A-CHB-C1B
11	L6	201	CYC	C4B-C3B-CAB-CBB
11	L6	201	CYC	C2C-C3C-CAC-CBC
11	L6	201	CYC	C4C-C3C-CAC-CBC
11	L6	201	CYC	C3D-CAD-CBD-CGD
11	M6	201	CYC	NA-C4A-CHB-C1B
11	M6	201	CYC	C3A-C4A-CHB-C1B
11	M6	201	CYC	C2C-C3C-CAC-CBC
11	M6	201	CYC	C4C-C3C-CAC-CBC
11	M6	202	CYC	C3A-C2A-CAA-CBA
11	M6	202	CYC	ND-C1D-CHD-C4C
11	M6	202	CYC	C2D-C1D-CHD-C4C
11	M6	202	CYC	C2D-C3D-CAD-CBD
11	M6	202	CYC	C4D-C3D-CAD-CBD
11	N6	301	CYC	NA-C4A-CHB-C1B
11	N6	301	CYC	C3A-C4A-CHB-C1B
11	N6	301	CYC	C2C-C3C-CAC-CBC
11	N6	301	CYC	C4C-C3C-CAC-CBC
11	N6	302	CYC	NA-C4A-CHB-C1B
11	N6	302	CYC	C3A-C4A-CHB-C1B
11	N6	302	CYC	C2C-C3C-CAC-CBC
11	N6	302	CYC	C4C-C3C-CAC-CBC
11	O6	201	CYC	ND-C4D-CHA-C1A
11	O6	201	CYC	C3D-C4D-CHA-C1A
11	O6	201	CYC	NA-C4A-CHB-C1B
11	O6	201	CYC	C3A-C4A-CHB-C1B
11	O6	201	CYC	C4B-C3B-CAB-CBB
11	O6	201	CYC	C2C-C3C-CAC-CBC
11	O6	201	CYC	C4C-C3C-CAC-CBC
11	O6	201	CYC	C3D-CAD-CBD-CGD
11	P6	201	CYC	NA-C4A-CHB-C1B
11	P6	201	CYC	C3A-C4A-CHB-C1B
11	P6	201	CYC	C2C-C3C-CAC-CBC
11	P6	201	CYC	C4C-C3C-CAC-CBC
11	P6	202	CYC	C3A-C2A-CAA-CBA
11	P6	202	CYC	ND-C1D-CHD-C4C
11	P6	202	CYC	C2D-C1D-CHD-C4C
11	P6	202	CYC	C2D-C3D-CAD-CBD
11	P6	202	CYC	C4D-C3D-CAD-CBD

Continued on next page...

Continued from previous page...

Mol	Chain	Res	Type	Atoms
11	Q6	201	CYC	ND-C4D-CHA-C1A
11	Q6	201	CYC	C3D-C4D-CHA-C1A
11	Q6	201	CYC	NA-C4A-CHB-C1B
11	Q6	201	CYC	C3A-C4A-CHB-C1B
11	Q6	201	CYC	C4B-C3B-CAB-CBB
11	Q6	201	CYC	C2C-C3C-CAC-CBC
11	Q6	201	CYC	C4C-C3C-CAC-CBC
11	Q6	201	CYC	C3D-CAD-CBD-CGD
11	R6	201	CYC	C3A-C2A-CAA-CBA
11	R6	201	CYC	ND-C1D-CHD-C4C
11	R6	201	CYC	C2D-C1D-CHD-C4C
11	R6	201	CYC	C2D-C3D-CAD-CBD
11	R6	201	CYC	C4D-C3D-CAD-CBD
11	R6	202	CYC	ND-C4D-CHA-C1A
11	R6	202	CYC	C3D-C4D-CHA-C1A
11	R6	202	CYC	NA-C4A-CHB-C1B
11	R6	202	CYC	C3A-C4A-CHB-C1B
11	R6	202	CYC	C4B-C3B-CAB-CBB
11	R6	202	CYC	C2C-C3C-CAC-CBC
11	R6	202	CYC	C4C-C3C-CAC-CBC
11	R6	202	CYC	C3D-CAD-CBD-CGD
11	T6	201	CYC	C3A-C2A-CAA-CBA
11	T6	201	CYC	ND-C1D-CHD-C4C
11	T6	201	CYC	C2D-C1D-CHD-C4C
11	T6	201	CYC	C2D-C3D-CAD-CBD
11	T6	201	CYC	C4D-C3D-CAD-CBD
11	U6	201	CYC	ND-C4D-CHA-C1A
11	U6	201	CYC	C3D-C4D-CHA-C1A
11	U6	201	CYC	NA-C4A-CHB-C1B
11	U6	201	CYC	C3A-C4A-CHB-C1B
11	U6	201	CYC	C4B-C3B-CAB-CBB
11	U6	201	CYC	C2C-C3C-CAC-CBC
11	U6	201	CYC	C4C-C3C-CAC-CBC
11	U6	201	CYC	C3D-CAD-CBD-CGD
11	V6	201	CYC	NA-C4A-CHB-C1B
11	V6	201	CYC	C3A-C4A-CHB-C1B
11	V6	201	CYC	C2C-C3C-CAC-CBC
11	V6	201	CYC	C4C-C3C-CAC-CBC
11	V6	202	CYC	C3A-C2A-CAA-CBA
11	V6	202	CYC	ND-C1D-CHD-C4C
11	V6	202	CYC	C2D-C1D-CHD-C4C
11	V6	202	CYC	C2D-C3D-CAD-CBD

Continued on next page...

Continued from previous page...

Mol	Chain	Res	Type	Atoms
11	V6	202	CYC	C4D-C3D-CAD-CBD
11	W6	201	CYC	ND-C4D-CHA-C1A
11	W6	201	CYC	C3D-C4D-CHA-C1A
11	W6	201	CYC	NA-C4A-CHB-C1B
11	W6	201	CYC	C3A-C4A-CHB-C1B
11	W6	201	CYC	C4B-C3B-CAB-CBB
11	W6	201	CYC	C2C-C3C-CAC-CBC
11	W6	201	CYC	C4C-C3C-CAC-CBC
11	W6	201	CYC	C3D-CAD-CBD-CGD
11	X6	201	CYC	NA-C4A-CHB-C1B
11	X6	201	CYC	C3A-C4A-CHB-C1B
11	X6	201	CYC	C2C-C3C-CAC-CBC
11	X6	201	CYC	C4C-C3C-CAC-CBC
11	X6	202	CYC	C3A-C2A-CAA-CBA
11	X6	202	CYC	ND-C1D-CHD-C4C
11	X6	202	CYC	C2D-C1D-CHD-C4C
11	X6	202	CYC	C2D-C3D-CAD-CBD
11	X6	202	CYC	C4D-C3D-CAD-CBD
11	Y6	201	CYC	ND-C4D-CHA-C1A
11	Y6	201	CYC	C3D-C4D-CHA-C1A
11	Y6	201	CYC	NA-C4A-CHB-C1B
11	Y6	201	CYC	C3A-C4A-CHB-C1B
11	Y6	201	CYC	C4B-C3B-CAB-CBB
11	Y6	201	CYC	C2C-C3C-CAC-CBC
11	Y6	201	CYC	C4C-C3C-CAC-CBC
11	Y6	201	CYC	C3D-CAD-CBD-CGD
11	Z6	201	CYC	NA-C4A-CHB-C1B
11	Z6	201	CYC	C3A-C4A-CHB-C1B
11	Z6	201	CYC	C2C-C3C-CAC-CBC
11	Z6	201	CYC	C4C-C3C-CAC-CBC
11	Z6	202	CYC	C3A-C2A-CAA-CBA
11	Z6	202	CYC	ND-C1D-CHD-C4C
11	Z6	202	CYC	C2D-C1D-CHD-C4C
11	Z6	202	CYC	C2D-C3D-CAD-CBD
11	Z6	202	CYC	C4D-C3D-CAD-CBD
11	A7	1001	CYC	NA-C4A-CHB-C1B
11	A7	1001	CYC	C2C-C3C-CAC-CBC
11	A7	1001	CYC	C4C-C3C-CAC-CBC
11	A7	1001	CYC	ND-C1D-CHD-C4C
11	B7	1001	CYC	C2C-C3C-CAC-CBC
11	B7	1001	CYC	C4C-C3C-CAC-CBC
11	B7	1001	CYC	ND-C1D-CHD-C4C

Continued on next page...

Continued from previous page...

Mol	Chain	Res	Type	Atoms
11	B7	1001	CYC	C2D-C1D-CHD-C4C
11	C7	1001	CYC	NA-C4A-CHB-C1B
11	C7	1001	CYC	C2C-C3C-CAC-CBC
11	C7	1001	CYC	C4C-C3C-CAC-CBC
11	C7	1001	CYC	ND-C1D-CHD-C4C
11	D7	1001	CYC	C2C-C3C-CAC-CBC
11	D7	1001	CYC	C4C-C3C-CAC-CBC
11	D7	1001	CYC	ND-C1D-CHD-C4C
11	D7	1001	CYC	C2D-C1D-CHD-C4C
11	E7	1001	CYC	NA-C4A-CHB-C1B
11	E7	1001	CYC	C2C-C3C-CAC-CBC
11	E7	1001	CYC	C4C-C3C-CAC-CBC
11	E7	1001	CYC	ND-C1D-CHD-C4C
11	F7	1001	CYC	C2C-C3C-CAC-CBC
11	F7	1001	CYC	C4C-C3C-CAC-CBC
11	F7	1001	CYC	ND-C1D-CHD-C4C
11	F7	1001	CYC	C2D-C1D-CHD-C4C
11	H7	1001	CYC	NA-C4A-CHB-C1B
11	H7	1001	CYC	C2C-C3C-CAC-CBC
11	H7	1001	CYC	C4C-C3C-CAC-CBC
11	H7	1001	CYC	ND-C1D-CHD-C4C
11	I7	1001	CYC	C2C-C3C-CAC-CBC
11	I7	1001	CYC	C4C-C3C-CAC-CBC
11	I7	1001	CYC	ND-C1D-CHD-C4C
11	I7	1001	CYC	C2D-C1D-CHD-C4C
11	J7	1001	CYC	NA-C4A-CHB-C1B
11	J7	1001	CYC	C2C-C3C-CAC-CBC
11	J7	1001	CYC	C4C-C3C-CAC-CBC
11	J7	1001	CYC	ND-C1D-CHD-C4C
11	K7	1001	CYC	C2C-C3C-CAC-CBC
11	K7	1001	CYC	C4C-C3C-CAC-CBC
11	K7	1001	CYC	ND-C1D-CHD-C4C
11	K7	1001	CYC	C2D-C1D-CHD-C4C
11	L7	1001	CYC	NA-C4A-CHB-C1B
11	L7	1001	CYC	C2C-C3C-CAC-CBC
11	L7	1001	CYC	C4C-C3C-CAC-CBC
11	L7	1001	CYC	ND-C1D-CHD-C4C
11	M7	1001	CYC	C2C-C3C-CAC-CBC
11	M7	1001	CYC	C4C-C3C-CAC-CBC
11	M7	1001	CYC	ND-C1D-CHD-C4C
11	M7	1001	CYC	C2D-C1D-CHD-C4C
11	O7	1001	CYC	NA-C4A-CHB-C1B

Continued on next page...

Continued from previous page...

Mol	Chain	Res	Type	Atoms
11	O7	1001	CYC	C2C-C3C-CAC-CBC
11	O7	1001	CYC	C4C-C3C-CAC-CBC
11	O7	1001	CYC	ND-C1D-CHD-C4C
11	P7	1001	CYC	C2C-C3C-CAC-CBC
11	P7	1001	CYC	C4C-C3C-CAC-CBC
11	P7	1001	CYC	ND-C1D-CHD-C4C
11	P7	1001	CYC	C2D-C1D-CHD-C4C
11	Q7	1001	CYC	NA-C4A-CHB-C1B
11	Q7	1001	CYC	C2C-C3C-CAC-CBC
11	Q7	1001	CYC	C4C-C3C-CAC-CBC
11	Q7	1001	CYC	ND-C1D-CHD-C4C
11	R7	1001	CYC	C2C-C3C-CAC-CBC
11	R7	1001	CYC	C4C-C3C-CAC-CBC
11	R7	1001	CYC	ND-C1D-CHD-C4C
11	R7	1001	CYC	C2D-C1D-CHD-C4C
11	S7	1001	CYC	NA-C4A-CHB-C1B
11	S7	1001	CYC	C2C-C3C-CAC-CBC
11	S7	1001	CYC	C4C-C3C-CAC-CBC
11	S7	1001	CYC	ND-C1D-CHD-C4C
11	T7	1001	CYC	C2C-C3C-CAC-CBC
11	T7	1001	CYC	C4C-C3C-CAC-CBC
11	T7	1001	CYC	ND-C1D-CHD-C4C
11	T7	1001	CYC	C2D-C1D-CHD-C4C
11	V7	1001	CYC	NA-C4A-CHB-C1B
11	V7	1001	CYC	C2C-C3C-CAC-CBC
11	V7	1001	CYC	C4C-C3C-CAC-CBC
11	V7	1001	CYC	ND-C1D-CHD-C4C
11	W7	1001	CYC	C2C-C3C-CAC-CBC
11	W7	1001	CYC	C4C-C3C-CAC-CBC
11	W7	1001	CYC	ND-C1D-CHD-C4C
11	W7	1001	CYC	C2D-C1D-CHD-C4C
11	X7	1001	CYC	NA-C4A-CHB-C1B
11	X7	1001	CYC	C2C-C3C-CAC-CBC
11	X7	1001	CYC	C4C-C3C-CAC-CBC
11	X7	1001	CYC	ND-C1D-CHD-C4C
11	Y7	1001	CYC	C2C-C3C-CAC-CBC
11	Y7	1001	CYC	C4C-C3C-CAC-CBC
11	Y7	1001	CYC	ND-C1D-CHD-C4C
11	Y7	1001	CYC	C2D-C1D-CHD-C4C
11	Z7	1001	CYC	NA-C4A-CHB-C1B
11	Z7	1001	CYC	C2C-C3C-CAC-CBC
11	Z7	1001	CYC	C4C-C3C-CAC-CBC

Continued on next page...

Continued from previous page...

Mol	Chain	Res	Type	Atoms
11	Z7	1001	CYC	ND-C1D-CHD-C4C
11	a7	1001	CYC	C2C-C3C-CAC-CBC
11	a7	1001	CYC	C4C-C3C-CAC-CBC
11	a7	1001	CYC	ND-C1D-CHD-C4C
11	a7	1001	CYC	C2D-C1D-CHD-C4C
11	A8	301	CYC	NA-C4A-CHB-C1B
11	A8	301	CYC	C2C-C3C-CAC-CBC
11	A8	301	CYC	C4C-C3C-CAC-CBC
11	A8	301	CYC	ND-C1D-CHD-C4C
11	A8	301	CYC	C2D-C1D-CHD-C4C
11	C8	201	CYC	C3A-C2A-CAA-CBA
11	C8	201	CYC	ND-C1D-CHD-C4C
11	C8	201	CYC	C2D-C1D-CHD-C4C
11	C8	201	CYC	C2D-C3D-CAD-CBD
11	C8	201	CYC	C4D-C3D-CAD-CBD
11	D8	201	CYC	NA-C4A-CHB-C1B
11	D8	201	CYC	C3A-C4A-CHB-C1B
11	D8	201	CYC	C2B-C3B-CAB-CBB
11	D8	201	CYC	C4C-C3C-CAC-CBC
11	D8	201	CYC	C2D-C1D-CHD-C4C
11	D8	201	CYC	C2D-C3D-CAD-CBD
11	E8	201	CYC	NA-C4A-CHB-C1B
11	E8	201	CYC	C2C-C3C-CAC-CBC
11	E8	201	CYC	C4C-C3C-CAC-CBC
11	E8	201	CYC	ND-C1D-CHD-C4C
11	E8	201	CYC	C2D-C1D-CHD-C4C
11	E8	202	CYC	C3A-C2A-CAA-CBA
11	E8	202	CYC	ND-C1D-CHD-C4C
11	E8	202	CYC	C2D-C1D-CHD-C4C
11	E8	202	CYC	C2D-C3D-CAD-CBD
11	E8	202	CYC	C4D-C3D-CAD-CBD
11	E8	203	CYC	NA-C4A-CHB-C1B
11	E8	203	CYC	C3A-C4A-CHB-C1B
11	E8	203	CYC	C2B-C3B-CAB-CBB
11	E8	203	CYC	C4C-C3C-CAC-CBC
11	E8	203	CYC	C2D-C1D-CHD-C4C
11	E8	203	CYC	C2D-C3D-CAD-CBD
11	F8	201	CYC	C3A-C2A-CAA-CBA
11	F8	201	CYC	ND-C1D-CHD-C4C
11	F8	201	CYC	C2D-C1D-CHD-C4C
11	F8	201	CYC	C2D-C3D-CAD-CBD
11	F8	201	CYC	C4D-C3D-CAD-CBD

Continued on next page...

Continued from previous page...

Mol	Chain	Res	Type	Atoms
11	G8	201	CYC	NA-C4A-CHB-C1B
11	G8	201	CYC	C3A-C4A-CHB-C1B
11	G8	201	CYC	C2B-C3B-CAB-CBB
11	G8	201	CYC	C4C-C3C-CAC-CBC
11	G8	201	CYC	C2D-C1D-CHD-C4C
11	G8	201	CYC	C2D-C3D-CAD-CBD
11	G8	202	CYC	NA-C4A-CHB-C1B
11	G8	202	CYC	C2C-C3C-CAC-CBC
11	G8	202	CYC	C4C-C3C-CAC-CBC
11	G8	202	CYC	ND-C1D-CHD-C4C
11	G8	202	CYC	C2D-C1D-CHD-C4C
11	I8	201	CYC	NA-C4A-CHB-C1B
11	I8	201	CYC	C2C-C3C-CAC-CBC
11	I8	201	CYC	C4C-C3C-CAC-CBC
11	I8	201	CYC	ND-C1D-CHD-C4C
11	I8	201	CYC	C2D-C1D-CHD-C4C
11	I8	202	CYC	C3A-C2A-CAA-CBA
11	I8	202	CYC	ND-C1D-CHD-C4C
11	I8	202	CYC	C2D-C1D-CHD-C4C
11	I8	202	CYC	C2D-C3D-CAD-CBD
11	I8	202	CYC	C4D-C3D-CAD-CBD
11	I8	203	CYC	NA-C4A-CHB-C1B
11	I8	203	CYC	C3A-C4A-CHB-C1B
11	I8	203	CYC	C2B-C3B-CAB-CBB
11	I8	203	CYC	C4C-C3C-CAC-CBC
11	I8	203	CYC	C2D-C1D-CHD-C4C
11	I8	203	CYC	C2D-C3D-CAD-CBD
11	K8	201	CYC	NA-C4A-CHB-C1B
11	K8	201	CYC	C2C-C3C-CAC-CBC
11	K8	201	CYC	C4C-C3C-CAC-CBC
11	K8	201	CYC	ND-C1D-CHD-C4C
11	K8	201	CYC	C2D-C1D-CHD-C4C
11	K8	202	CYC	C3A-C2A-CAA-CBA
11	K8	202	CYC	ND-C1D-CHD-C4C
11	K8	202	CYC	C2D-C1D-CHD-C4C
11	K8	202	CYC	C2D-C3D-CAD-CBD
11	K8	202	CYC	C4D-C3D-CAD-CBD
11	L8	201	CYC	NA-C4A-CHB-C1B
11	L8	201	CYC	C3A-C4A-CHB-C1B
11	L8	201	CYC	C2B-C3B-CAB-CBB
11	L8	201	CYC	C4C-C3C-CAC-CBC
11	L8	201	CYC	C2D-C1D-CHD-C4C

Continued on next page...

Continued from previous page...

Mol	Chain	Res	Type	Atoms
11	L8	201	CYC	C2D-C3D-CAD-CBD
11	L8	202	CYC	C3A-C2A-CAA-CBA
11	L8	202	CYC	ND-C1D-CHD-C4C
11	L8	202	CYC	C2D-C1D-CHD-C4C
11	L8	202	CYC	C2D-C3D-CAD-CBD
11	L8	202	CYC	C4D-C3D-CAD-CBD
11	M8	201	CYC	NA-C4A-CHB-C1B
11	M8	201	CYC	C3A-C4A-CHB-C1B
11	M8	201	CYC	C2B-C3B-CAB-CBB
11	M8	201	CYC	C4C-C3C-CAC-CBC
11	M8	201	CYC	C2D-C1D-CHD-C4C
11	M8	201	CYC	C2D-C3D-CAD-CBD
11	M8	202	CYC	NA-C4A-CHB-C1B
11	M8	202	CYC	C2C-C3C-CAC-CBC
11	M8	202	CYC	C4C-C3C-CAC-CBC
11	M8	202	CYC	ND-C1D-CHD-C4C
11	M8	202	CYC	C2D-C1D-CHD-C4C
11	M8	201	CYC	C2D-C3D-CAD-CBD
11	M8	202	CYC	NA-C4A-CHB-C1B
11	M8	202	CYC	C2C-C3C-CAC-CBC
11	M8	202	CYC	C4C-C3C-CAC-CBC
11	M8	202	CYC	ND-C1D-CHD-C4C
11	M8	202	CYC	C2D-C1D-CHD-C4C
11	N8	301	CYC	NA-C4A-CHB-C1B
11	N8	301	CYC	C2C-C3C-CAC-CBC
11	N8	301	CYC	C4C-C3C-CAC-CBC
11	N8	301	CYC	ND-C1D-CHD-C4C
11	N8	301	CYC	C2D-C1D-CHD-C4C
11	O8	201	CYC	NA-C4A-CHB-C1B
11	O8	201	CYC	C3A-C4A-CHB-C1B
11	O8	201	CYC	C2B-C3B-CAB-CBB
11	O8	201	CYC	C4C-C3C-CAC-CBC
11	O8	201	CYC	C2D-C1D-CHD-C4C
11	O8	201	CYC	C2D-C3D-CAD-CBD
11	P8	201	CYC	NA-C4A-CHB-C1B
11	P8	201	CYC	C2C-C3C-CAC-CBC
11	P8	201	CYC	C4C-C3C-CAC-CBC
11	P8	201	CYC	ND-C1D-CHD-C4C
11	P8	201	CYC	C2D-C1D-CHD-C4C
11	P8	202	CYC	C3A-C2A-CAA-CBA
11	P8	202	CYC	ND-C1D-CHD-C4C
11	P8	202	CYC	C2D-C1D-CHD-C4C
11	P8	202	CYC	C2D-C3D-CAD-CBD
11	P8	202	CYC	C4D-C3D-CAD-CBD
11	P8	203	CYC	NA-C4A-CHB-C1B
11	P8	203	CYC	C3A-C4A-CHB-C1B
11	P8	203	CYC	C2B-C3B-CAB-CBB
11	P8	203	CYC	C4C-C3C-CAC-CBC

Continued on next page...

Continued from previous page...

Mol	Chain	Res	Type	Atoms
11	P8	203	CYC	C2D-C1D-CHD-C4C
11	P8	203	CYC	C2D-C3D-CAD-CBD
11	R8	201	CYC	C3A-C2A-CAA-CBA
11	R8	201	CYC	ND-C1D-CHD-C4C
11	R8	201	CYC	C2D-C1D-CHD-C4C
11	R8	201	CYC	C2D-C3D-CAD-CBD
11	R8	201	CYC	C4D-C3D-CAD-CBD
11	S8	201	CYC	NA-C4A-CHB-C1B
11	S8	201	CYC	C3A-C4A-CHB-C1B
11	S8	201	CYC	C2B-C3B-CAB-CBB
11	S8	201	CYC	C4C-C3C-CAC-CBC
11	S8	201	CYC	C2D-C1D-CHD-C4C
11	S8	201	CYC	C2D-C3D-CAD-CBD
11	T8	201	CYC	NA-C4A-CHB-C1B
11	T8	201	CYC	C2C-C3C-CAC-CBC
11	T8	201	CYC	C4C-C3C-CAC-CBC
11	T8	201	CYC	ND-C1D-CHD-C4C
11	T8	201	CYC	C2D-C1D-CHD-C4C
11	T8	202	CYC	C3A-C2A-CAA-CBA
11	T8	202	CYC	ND-C1D-CHD-C4C
11	T8	202	CYC	C2D-C1D-CHD-C4C
11	T8	202	CYC	C2D-C3D-CAD-CBD
11	T8	202	CYC	C4D-C3D-CAD-CBD
11	U8	201	CYC	NA-C4A-CHB-C1B
11	U8	201	CYC	C3A-C4A-CHB-C1B
11	U8	201	CYC	C2B-C3B-CAB-CBB
11	U8	201	CYC	C4C-C3C-CAC-CBC
11	U8	201	CYC	C2D-C1D-CHD-C4C
11	U8	201	CYC	C2D-C3D-CAD-CBD
11	V8	201	CYC	NA-C4A-CHB-C1B
11	V8	201	CYC	C2C-C3C-CAC-CBC
11	V8	201	CYC	C4C-C3C-CAC-CBC
11	V8	201	CYC	ND-C1D-CHD-C4C
11	V8	201	CYC	C2D-C1D-CHD-C4C
11	V8	202	CYC	C3A-C2A-CAA-CBA
11	V8	202	CYC	ND-C1D-CHD-C4C
11	V8	202	CYC	C2D-C1D-CHD-C4C
11	V8	202	CYC	C2D-C3D-CAD-CBD
11	V8	202	CYC	C4D-C3D-CAD-CBD
11	W8	201	CYC	NA-C4A-CHB-C1B
11	W8	201	CYC	C3A-C4A-CHB-C1B
11	W8	201	CYC	C2B-C3B-CAB-CBB

Continued on next page...

Continued from previous page...

Mol	Chain	Res	Type	Atoms
11	W8	201	CYC	C4C-C3C-CAC-CBC
11	W8	201	CYC	C2D-C1D-CHD-C4C
11	W8	201	CYC	C2D-C3D-CAD-CBD
11	X8	201	CYC	NA-C4A-CHB-C1B
11	X8	201	CYC	C2C-C3C-CAC-CBC
11	X8	201	CYC	C4C-C3C-CAC-CBC
11	X8	201	CYC	ND-C1D-CHD-C4C
11	X8	201	CYC	C2D-C1D-CHD-C4C
11	X8	202	CYC	C3A-C2A-CAA-CBA
11	X8	202	CYC	ND-C1D-CHD-C4C
11	X8	202	CYC	C2D-C1D-CHD-C4C
11	X8	202	CYC	C2D-C3D-CAD-CBD
11	X8	202	CYC	C4D-C3D-CAD-CBD
11	Y8	201	CYC	NA-C4A-CHB-C1B
11	Y8	201	CYC	C3A-C4A-CHB-C1B
11	Y8	201	CYC	C2B-C3B-CAB-CBB
11	Y8	201	CYC	C4C-C3C-CAC-CBC
11	Y8	201	CYC	C2D-C1D-CHD-C4C
11	Y8	201	CYC	C2D-C3D-CAD-CBD
11	Z8	201	CYC	NA-C4A-CHB-C1B
11	Z8	201	CYC	C2C-C3C-CAC-CBC
11	Z8	201	CYC	C4C-C3C-CAC-CBC
11	Z8	201	CYC	ND-C1D-CHD-C4C
11	Z8	201	CYC	C2D-C1D-CHD-C4C
11	Z8	202	CYC	C3A-C2A-CAA-CBA
11	Z8	202	CYC	ND-C1D-CHD-C4C
11	Z8	202	CYC	C2D-C1D-CHD-C4C
11	Z8	202	CYC	C2D-C3D-CAD-CBD
11	Z8	202	CYC	C4D-C3D-CAD-CBD
11	A2	301	CYC	C2B-C3B-CAB-CBB
11	C2	201	CYC	C2B-C3B-CAB-CBB
11	E2	201	CYC	C2B-C3B-CAB-CBB
11	I2	201	CYC	C2B-C3B-CAB-CBB
11	K2	201	CYC	C2B-C3B-CAB-CBB
11	M2	201	CYC	C2B-C3B-CAB-CBB
11	N2	301	CYC	C2B-C3B-CAB-CBB
11	N2	302	CYC	C2B-C3B-CAB-CBB
11	P2	201	CYC	C2B-C3B-CAB-CBB
11	V2	201	CYC	C2B-C3B-CAB-CBB
11	X2	201	CYC	C2B-C3B-CAB-CBB
11	Z2	202	CYC	C2B-C3B-CAB-CBB
11	A4	301	CYC	C2B-C3B-CAB-CBB

Continued on next page...

Continued from previous page...

Mol	Chain	Res	Type	Atoms
11	E4	201	CYC	C2B-C3B-CAB-CBB
11	G4	202	CYC	C2B-C3B-CAB-CBB
11	I4	201	CYC	C2B-C3B-CAB-CBB
11	K4	201	CYC	C2B-C3B-CAB-CBB
11	M4	202	CYC	C2B-C3B-CAB-CBB
11	N4	301	CYC	C2B-C3B-CAB-CBB
11	P4	201	CYC	C2B-C3B-CAB-CBB
11	T4	201	CYC	C2B-C3B-CAB-CBB
11	V4	201	CYC	C2B-C3B-CAB-CBB
11	X4	201	CYC	C2B-C3B-CAB-CBB
11	Z4	201	CYC	C2B-C3B-CAB-CBB
11	A6	301	CYC	C2B-C3B-CAB-CBB
11	C6	201	CYC	C2B-C3B-CAB-CBB
11	E6	201	CYC	C2B-C3B-CAB-CBB
11	I6	201	CYC	C2B-C3B-CAB-CBB
11	K6	201	CYC	C2B-C3B-CAB-CBB
11	M6	201	CYC	C2B-C3B-CAB-CBB
11	N6	301	CYC	C2B-C3B-CAB-CBB
11	N6	302	CYC	C2B-C3B-CAB-CBB
11	P6	201	CYC	C2B-C3B-CAB-CBB
11	V6	201	CYC	C2B-C3B-CAB-CBB
11	X6	201	CYC	C2B-C3B-CAB-CBB
11	Z6	201	CYC	C2B-C3B-CAB-CBB
11	A8	301	CYC	C2B-C3B-CAB-CBB
11	E8	201	CYC	C2B-C3B-CAB-CBB
11	G8	202	CYC	C2B-C3B-CAB-CBB
11	I8	201	CYC	C2B-C3B-CAB-CBB
11	K8	201	CYC	C2B-C3B-CAB-CBB
11	M8	202	CYC	C2B-C3B-CAB-CBB
11	N8	301	CYC	C2B-C3B-CAB-CBB
11	P8	201	CYC	C2B-C3B-CAB-CBB
11	T8	201	CYC	C2B-C3B-CAB-CBB
11	V8	201	CYC	C2B-C3B-CAB-CBB
11	X8	201	CYC	C2B-C3B-CAB-CBB
11	Z8	201	CYC	C2B-C3B-CAB-CBB
11	B2	201	CYC	C2B-C3B-CAB-CBB
11	D2	201	CYC	C2B-C3B-CAB-CBB
11	E2	203	CYC	C2B-C3B-CAB-CBB
11	H2	201	CYC	C2B-C3B-CAB-CBB
11	I2	203	CYC	C2B-C3B-CAB-CBB
11	K2	203	CYC	C2B-C3B-CAB-CBB
11	Q2	201	CYC	C2B-C3B-CAB-CBB

Continued on next page...

Continued from previous page...

Mol	Chain	Res	Type	Atoms
11	S2	201	CYC	C2B-C3B-CAB-CBB
11	T2	201	CYC	C2B-C3B-CAB-CBB
11	W2	201	CYC	C2B-C3B-CAB-CBB
11	X2	203	CYC	C2B-C3B-CAB-CBB
11	Z2	201	CYC	C2B-C3B-CAB-CBB
11	B6	201	CYC	C2B-C3B-CAB-CBB
11	C6	203	CYC	C2B-C3B-CAB-CBB
11	F6	201	CYC	C2B-C3B-CAB-CBB
11	H6	201	CYC	C2B-C3B-CAB-CBB
11	J6	201	CYC	C2B-C3B-CAB-CBB
11	L6	201	CYC	C2B-C3B-CAB-CBB
11	O6	201	CYC	C2B-C3B-CAB-CBB
11	Q6	201	CYC	C2B-C3B-CAB-CBB
11	R6	202	CYC	C2B-C3B-CAB-CBB
11	U6	201	CYC	C2B-C3B-CAB-CBB
11	W6	201	CYC	C2B-C3B-CAB-CBB
11	Y6	201	CYC	C2B-C3B-CAB-CBB
11	B1	201	CYC	C2B-C3B-CAB-CBB
11	C1	202	CYC	C2B-C3B-CAB-CBB
11	F1	201	CYC	C2B-C3B-CAB-CBB
11	H1	201	CYC	C2B-C3B-CAB-CBB
11	J1	201	CYC	C2B-C3B-CAB-CBB
11	L1	201	CYC	C2B-C3B-CAB-CBB
11	O1	201	CYC	C2B-C3B-CAB-CBB
11	Q1	201	CYC	C2B-C3B-CAB-CBB
11	S1	201	CYC	C2B-C3B-CAB-CBB
11	U1	201	CYC	C2B-C3B-CAB-CBB
11	V1	202	CYC	C2B-C3B-CAB-CBB
11	X1	203	CYC	C2B-C3B-CAB-CBB
11	B5	201	CYC	C2B-C3B-CAB-CBB
11	C5	202	CYC	C2B-C3B-CAB-CBB
11	F5	201	CYC	C2B-C3B-CAB-CBB
11	H5	201	CYC	C2B-C3B-CAB-CBB
11	J5	201	CYC	C2B-C3B-CAB-CBB
11	L5	201	CYC	C2B-C3B-CAB-CBB
11	O5	201	CYC	C2B-C3B-CAB-CBB
11	Q5	201	CYC	C2B-C3B-CAB-CBB
11	S5	201	CYC	C2B-C3B-CAB-CBB
11	U5	201	CYC	C2B-C3B-CAB-CBB
11	V5	202	CYC	C2B-C3B-CAB-CBB
11	X5	203	CYC	C2B-C3B-CAB-CBB
11	C2	202	CYC	C1A-C2A-CAA-CBA

Continued on next page...

Continued from previous page...

Mol	Chain	Res	Type	Atoms
11	E2	202	CYC	C1A-C2A-CAA-CBA
11	G2	201	CYC	C1A-C2A-CAA-CBA
11	I2	202	CYC	C1A-C2A-CAA-CBA
11	K2	202	CYC	C1A-C2A-CAA-CBA
11	M2	202	CYC	C1A-C2A-CAA-CBA
11	P2	202	CYC	C1A-C2A-CAA-CBA
11	R2	201	CYC	C1A-C2A-CAA-CBA
11	T2	202	CYC	C1A-C2A-CAA-CBA
11	V2	202	CYC	C1A-C2A-CAA-CBA
11	X2	202	CYC	C1A-C2A-CAA-CBA
11	Z2	203	CYC	C1A-C2A-CAA-CBA
11	C4	201	CYC	C1A-C2A-CAA-CBA
11	E4	202	CYC	C1A-C2A-CAA-CBA
11	F4	201	CYC	C1A-C2A-CAA-CBA
11	I4	202	CYC	C1A-C2A-CAA-CBA
11	K4	202	CYC	C1A-C2A-CAA-CBA
11	L4	202	CYC	C1A-C2A-CAA-CBA
11	P4	202	CYC	C1A-C2A-CAA-CBA
11	R4	201	CYC	C1A-C2A-CAA-CBA
11	T4	202	CYC	C1A-C2A-CAA-CBA
11	V4	202	CYC	C1A-C2A-CAA-CBA
11	X4	202	CYC	C1A-C2A-CAA-CBA
11	Z4	202	CYC	C1A-C2A-CAA-CBA
11	C6	202	CYC	C1A-C2A-CAA-CBA
11	E6	202	CYC	C1A-C2A-CAA-CBA
11	G6	201	CYC	C1A-C2A-CAA-CBA
11	I6	202	CYC	C1A-C2A-CAA-CBA
11	K6	202	CYC	C1A-C2A-CAA-CBA
11	M6	202	CYC	C1A-C2A-CAA-CBA
11	P6	202	CYC	C1A-C2A-CAA-CBA
11	R6	201	CYC	C1A-C2A-CAA-CBA
11	T6	201	CYC	C1A-C2A-CAA-CBA
11	V6	202	CYC	C1A-C2A-CAA-CBA
11	X6	202	CYC	C1A-C2A-CAA-CBA
11	Z6	202	CYC	C1A-C2A-CAA-CBA
11	C8	201	CYC	C1A-C2A-CAA-CBA
11	E8	202	CYC	C1A-C2A-CAA-CBA
11	F8	201	CYC	C1A-C2A-CAA-CBA
11	I8	202	CYC	C1A-C2A-CAA-CBA
11	K8	202	CYC	C1A-C2A-CAA-CBA
11	L8	202	CYC	C1A-C2A-CAA-CBA
11	P8	202	CYC	C1A-C2A-CAA-CBA

Continued on next page...

Continued from previous page...

Mol	Chain	Res	Type	Atoms
11	R8	201	CYC	C1A-C2A-CAA-CBA
11	T8	202	CYC	C1A-C2A-CAA-CBA
11	V8	202	CYC	C1A-C2A-CAA-CBA
11	X8	202	CYC	C1A-C2A-CAA-CBA
11	Z8	202	CYC	C1A-C2A-CAA-CBA
11	V3	201	CYC	C2A-CAA-CBA-CGA
11	m3	201	CYC	C2A-CAA-CBA-CGA
11	A7	1001	CYC	C3A-C4A-CHB-C1B
11	C7	1001	CYC	C3A-C4A-CHB-C1B
11	E7	1001	CYC	C3A-C4A-CHB-C1B
11	H7	1001	CYC	C3A-C4A-CHB-C1B
11	J7	1001	CYC	C3A-C4A-CHB-C1B
11	L7	1001	CYC	C3A-C4A-CHB-C1B
11	O7	1001	CYC	C3A-C4A-CHB-C1B
11	Q7	1001	CYC	C3A-C4A-CHB-C1B
11	S7	1001	CYC	C3A-C4A-CHB-C1B
11	V7	1001	CYC	C3A-C4A-CHB-C1B
11	X7	1001	CYC	C3A-C4A-CHB-C1B
11	Z7	1001	CYC	C3A-C4A-CHB-C1B
11	C1	201	CYC	C3D-CAD-CBD-CGD
11	D1	201	CYC	C3D-CAD-CBD-CGD
11	G1	202	CYC	C3D-CAD-CBD-CGD
11	I1	202	CYC	C3D-CAD-CBD-CGD
11	K1	202	CYC	C3D-CAD-CBD-CGD
11	M1	202	CYC	C3D-CAD-CBD-CGD
11	P1	202	CYC	C3D-CAD-CBD-CGD
11	R1	202	CYC	C3D-CAD-CBD-CGD
11	T1	201	CYC	C3D-CAD-CBD-CGD
11	U1	202	CYC	C3D-CAD-CBD-CGD
11	X1	202	CYC	C3D-CAD-CBD-CGD
11	Z1	202	CYC	C3D-CAD-CBD-CGD
11	C5	201	CYC	C3D-CAD-CBD-CGD
11	D5	201	CYC	C3D-CAD-CBD-CGD
11	G5	202	CYC	C3D-CAD-CBD-CGD
11	I5	202	CYC	C3D-CAD-CBD-CGD
11	K5	202	CYC	C3D-CAD-CBD-CGD
11	M5	202	CYC	C3D-CAD-CBD-CGD
11	P5	202	CYC	C3D-CAD-CBD-CGD
11	R5	202	CYC	C3D-CAD-CBD-CGD
11	T5	201	CYC	C3D-CAD-CBD-CGD
11	U5	202	CYC	C3D-CAD-CBD-CGD
11	X5	202	CYC	C3D-CAD-CBD-CGD

Continued on next page...

Continued from previous page...

Mol	Chain	Res	Type	Atoms
11	Z5	202	CYC	C3D-CAD-CBD-CGD
11	B1	201	CYC	C4B-C3B-CAB-CBB
11	C1	202	CYC	C4B-C3B-CAB-CBB
11	F1	201	CYC	C4B-C3B-CAB-CBB
11	H1	201	CYC	C4B-C3B-CAB-CBB
11	J1	201	CYC	C4B-C3B-CAB-CBB
11	L1	201	CYC	C4B-C3B-CAB-CBB
11	O1	201	CYC	C4B-C3B-CAB-CBB
11	Q1	201	CYC	C4B-C3B-CAB-CBB
11	S1	201	CYC	C4B-C3B-CAB-CBB
11	U1	201	CYC	C4B-C3B-CAB-CBB
11	V1	202	CYC	C4B-C3B-CAB-CBB
11	X1	203	CYC	C4B-C3B-CAB-CBB
11	A2	301	CYC	C4B-C3B-CAB-CBB
11	C2	201	CYC	C4B-C3B-CAB-CBB
11	E2	201	CYC	C4B-C3B-CAB-CBB
11	I2	201	CYC	C4B-C3B-CAB-CBB
11	K2	201	CYC	C4B-C3B-CAB-CBB
11	M2	201	CYC	C4B-C3B-CAB-CBB
11	N2	301	CYC	C4B-C3B-CAB-CBB
11	N2	302	CYC	C4B-C3B-CAB-CBB
11	P2	201	CYC	C4B-C3B-CAB-CBB
11	V2	201	CYC	C4B-C3B-CAB-CBB
11	X2	201	CYC	C4B-C3B-CAB-CBB
11	Z2	202	CYC	C4B-C3B-CAB-CBB
11	A4	301	CYC	C4B-C3B-CAB-CBB
11	D4	201	CYC	C4B-C3B-CAB-CBB
11	E4	201	CYC	C4B-C3B-CAB-CBB
11	E4	203	CYC	C4B-C3B-CAB-CBB
11	G4	201	CYC	C4B-C3B-CAB-CBB
11	G4	202	CYC	C4B-C3B-CAB-CBB
11	I4	201	CYC	C4B-C3B-CAB-CBB
11	I4	203	CYC	C4B-C3B-CAB-CBB
11	K4	201	CYC	C4B-C3B-CAB-CBB
11	L4	201	CYC	C4B-C3B-CAB-CBB
11	M4	201	CYC	C4B-C3B-CAB-CBB
11	M4	202	CYC	C4B-C3B-CAB-CBB
11	N4	301	CYC	C4B-C3B-CAB-CBB
11	O4	201	CYC	C4B-C3B-CAB-CBB
11	P4	201	CYC	C4B-C3B-CAB-CBB
11	P4	203	CYC	C4B-C3B-CAB-CBB
11	S4	201	CYC	C4B-C3B-CAB-CBB

Continued on next page...

Continued from previous page...

Mol	Chain	Res	Type	Atoms
11	T4	201	CYC	C4B-C3B-CAB-CBB
11	U4	201	CYC	C4B-C3B-CAB-CBB
11	V4	201	CYC	C4B-C3B-CAB-CBB
11	W4	201	CYC	C4B-C3B-CAB-CBB
11	X4	201	CYC	C4B-C3B-CAB-CBB
11	Y4	201	CYC	C4B-C3B-CAB-CBB
11	Z4	201	CYC	C4B-C3B-CAB-CBB
11	B5	201	CYC	C4B-C3B-CAB-CBB
11	C5	202	CYC	C4B-C3B-CAB-CBB
11	F5	201	CYC	C4B-C3B-CAB-CBB
11	H5	201	CYC	C4B-C3B-CAB-CBB
11	J5	201	CYC	C4B-C3B-CAB-CBB
11	L5	201	CYC	C4B-C3B-CAB-CBB
11	O5	201	CYC	C4B-C3B-CAB-CBB
11	Q5	201	CYC	C4B-C3B-CAB-CBB
11	S5	201	CYC	C4B-C3B-CAB-CBB
11	U5	201	CYC	C4B-C3B-CAB-CBB
11	V5	202	CYC	C4B-C3B-CAB-CBB
11	X5	203	CYC	C4B-C3B-CAB-CBB
11	A6	301	CYC	C4B-C3B-CAB-CBB
11	C6	201	CYC	C4B-C3B-CAB-CBB
11	E6	201	CYC	C4B-C3B-CAB-CBB
11	I6	201	CYC	C4B-C3B-CAB-CBB
11	K6	201	CYC	C4B-C3B-CAB-CBB
11	M6	201	CYC	C4B-C3B-CAB-CBB
11	N6	301	CYC	C4B-C3B-CAB-CBB
11	N6	302	CYC	C4B-C3B-CAB-CBB
11	P6	201	CYC	C4B-C3B-CAB-CBB
11	V6	201	CYC	C4B-C3B-CAB-CBB
11	X6	201	CYC	C4B-C3B-CAB-CBB
11	Z6	201	CYC	C4B-C3B-CAB-CBB
11	A8	301	CYC	C4B-C3B-CAB-CBB
11	D8	201	CYC	C4B-C3B-CAB-CBB
11	E8	201	CYC	C4B-C3B-CAB-CBB
11	E8	203	CYC	C4B-C3B-CAB-CBB
11	G8	201	CYC	C4B-C3B-CAB-CBB
11	G8	202	CYC	C4B-C3B-CAB-CBB
11	I8	201	CYC	C4B-C3B-CAB-CBB
11	I8	203	CYC	C4B-C3B-CAB-CBB
11	K8	201	CYC	C4B-C3B-CAB-CBB
11	L8	201	CYC	C4B-C3B-CAB-CBB
11	M8	201	CYC	C4B-C3B-CAB-CBB

Continued on next page...

Continued from previous page...

Mol	Chain	Res	Type	Atoms
11	M8	202	CYC	C4B-C3B-CAB-CBB
11	N8	301	CYC	C4B-C3B-CAB-CBB
11	O8	201	CYC	C4B-C3B-CAB-CBB
11	P8	201	CYC	C4B-C3B-CAB-CBB
11	P8	203	CYC	C4B-C3B-CAB-CBB
11	S8	201	CYC	C4B-C3B-CAB-CBB
11	T8	201	CYC	C4B-C3B-CAB-CBB
11	U8	201	CYC	C4B-C3B-CAB-CBB
11	V8	201	CYC	C4B-C3B-CAB-CBB
11	W8	201	CYC	C4B-C3B-CAB-CBB
11	X8	201	CYC	C4B-C3B-CAB-CBB
11	Y8	201	CYC	C4B-C3B-CAB-CBB
11	Z8	201	CYC	C4B-C3B-CAB-CBB
11	N1	301	CYC	C2B-C3B-CAB-CBB
11	P1	201	CYC	C2B-C3B-CAB-CBB
11	A5	301	CYC	C2B-C3B-CAB-CBB
11	I5	201	CYC	C2B-C3B-CAB-CBB
11	P5	201	CYC	C2B-C3B-CAB-CBB
11	Z5	201	CYC	C2B-C3B-CAB-CBB
11	A1	301	CYC	C2B-C3B-CAB-CBB
11	I1	201	CYC	C2B-C3B-CAB-CBB
11	R1	201	CYC	C2B-C3B-CAB-CBB
11	V1	201	CYC	C2B-C3B-CAB-CBB
11	X1	201	CYC	C2B-C3B-CAB-CBB
11	Z1	201	CYC	C2B-C3B-CAB-CBB
11	K5	201	CYC	C2B-C3B-CAB-CBB
11	M5	201	CYC	C2B-C3B-CAB-CBB
11	R5	201	CYC	C2B-C3B-CAB-CBB
11	V5	201	CYC	C2B-C3B-CAB-CBB
11	G1	201	CYC	C2B-C3B-CAB-CBB
11	M1	201	CYC	C2B-C3B-CAB-CBB
11	N5	301	CYC	C2B-C3B-CAB-CBB
11	X5	201	CYC	C2B-C3B-CAB-CBB
11	K1	201	CYC	C2B-C3B-CAB-CBB
11	G5	201	CYC	C2B-C3B-CAB-CBB
11	A1	302	CYC	C2B-C3B-CAB-CBB
11	A5	302	CYC	C2B-C3B-CAB-CBB
11	C1	201	CYC	C2A-CAA-CBA-CGA
11	D1	201	CYC	C2A-CAA-CBA-CGA
11	G1	202	CYC	C2A-CAA-CBA-CGA
11	I1	202	CYC	C2A-CAA-CBA-CGA
11	K1	202	CYC	C2A-CAA-CBA-CGA

Continued on next page...

Continued from previous page...

Mol	Chain	Res	Type	Atoms
11	M1	202	CYC	C2A-CAA-CBA-CGA
11	P1	202	CYC	C2A-CAA-CBA-CGA
11	R1	202	CYC	C2A-CAA-CBA-CGA
11	T1	201	CYC	C2A-CAA-CBA-CGA
11	U1	202	CYC	C2A-CAA-CBA-CGA
11	X1	202	CYC	C2A-CAA-CBA-CGA
11	Z1	202	CYC	C2A-CAA-CBA-CGA
11	D4	201	CYC	C2A-CAA-CBA-CGA
11	E4	203	CYC	C2A-CAA-CBA-CGA
11	G4	201	CYC	C2A-CAA-CBA-CGA
11	I4	203	CYC	C2A-CAA-CBA-CGA
11	L4	201	CYC	C2A-CAA-CBA-CGA
11	M4	201	CYC	C2A-CAA-CBA-CGA
11	O4	201	CYC	C2A-CAA-CBA-CGA
11	P4	203	CYC	C2A-CAA-CBA-CGA
11	S4	201	CYC	C2A-CAA-CBA-CGA
11	U4	201	CYC	C2A-CAA-CBA-CGA
11	W4	201	CYC	C2A-CAA-CBA-CGA
11	Y4	201	CYC	C2A-CAA-CBA-CGA
11	C5	201	CYC	C2A-CAA-CBA-CGA
11	D5	201	CYC	C2A-CAA-CBA-CGA
11	G5	202	CYC	C2A-CAA-CBA-CGA
11	I5	202	CYC	C2A-CAA-CBA-CGA
11	K5	202	CYC	C2A-CAA-CBA-CGA
11	M5	202	CYC	C2A-CAA-CBA-CGA
11	P5	202	CYC	C2A-CAA-CBA-CGA
11	R5	202	CYC	C2A-CAA-CBA-CGA
11	T5	201	CYC	C2A-CAA-CBA-CGA
11	U5	202	CYC	C2A-CAA-CBA-CGA
11	X5	202	CYC	C2A-CAA-CBA-CGA
11	Z5	202	CYC	C2A-CAA-CBA-CGA
11	D8	201	CYC	C2A-CAA-CBA-CGA
11	E8	203	CYC	C2A-CAA-CBA-CGA
11	G8	201	CYC	C2A-CAA-CBA-CGA
11	I8	203	CYC	C2A-CAA-CBA-CGA
11	L8	201	CYC	C2A-CAA-CBA-CGA
11	M8	201	CYC	C2A-CAA-CBA-CGA
11	O8	201	CYC	C2A-CAA-CBA-CGA
11	P8	203	CYC	C2A-CAA-CBA-CGA
11	S8	201	CYC	C2A-CAA-CBA-CGA
11	U8	201	CYC	C2A-CAA-CBA-CGA
11	W8	201	CYC	C2A-CAA-CBA-CGA

Continued on next page...

Continued from previous page...

Mol	Chain	Res	Type	Atoms
11	Y8	201	CYC	C2A-CAA-CBA-CGA
11	A1	301	CYC	NA-C4A-CHB-C1B
11	A1	302	CYC	NA-C4A-CHB-C1B
11	B1	201	CYC	NA-C4A-CHB-C1B
11	C1	202	CYC	NA-C4A-CHB-C1B
11	F1	201	CYC	NA-C4A-CHB-C1B
11	G1	201	CYC	NA-C4A-CHB-C1B
11	H1	201	CYC	NA-C4A-CHB-C1B
11	I1	201	CYC	NA-C4A-CHB-C1B
11	J1	201	CYC	NA-C4A-CHB-C1B
11	K1	201	CYC	NA-C4A-CHB-C1B
11	L1	201	CYC	NA-C4A-CHB-C1B
11	M1	201	CYC	NA-C4A-CHB-C1B
11	N1	301	CYC	NA-C4A-CHB-C1B
11	O1	201	CYC	NA-C4A-CHB-C1B
11	P1	201	CYC	NA-C4A-CHB-C1B
11	Q1	201	CYC	NA-C4A-CHB-C1B
11	R1	201	CYC	NA-C4A-CHB-C1B
11	S1	201	CYC	NA-C4A-CHB-C1B
11	U1	201	CYC	NA-C4A-CHB-C1B
11	V1	201	CYC	NA-C4A-CHB-C1B
11	V1	202	CYC	NA-C4A-CHB-C1B
11	X1	201	CYC	NA-C4A-CHB-C1B
11	X1	203	CYC	NA-C4A-CHB-C1B
11	Z1	201	CYC	NA-C4A-CHB-C1B
11	B2	201	CYC	C2A-CAA-CBA-CGA
11	C2	202	CYC	NA-C4A-CHB-C1B
11	D2	201	CYC	C2A-CAA-CBA-CGA
11	E2	202	CYC	NA-C4A-CHB-C1B
11	E2	203	CYC	C2A-CAA-CBA-CGA
11	G2	201	CYC	NA-C4A-CHB-C1B
11	H2	201	CYC	C2A-CAA-CBA-CGA
11	I2	202	CYC	NA-C4A-CHB-C1B
11	I2	203	CYC	C2A-CAA-CBA-CGA
11	K2	202	CYC	NA-C4A-CHB-C1B
11	K2	203	CYC	C2A-CAA-CBA-CGA
11	M2	202	CYC	NA-C4A-CHB-C1B
11	P2	202	CYC	NA-C4A-CHB-C1B
11	Q2	201	CYC	C2A-CAA-CBA-CGA
11	R2	201	CYC	NA-C4A-CHB-C1B
11	S2	201	CYC	C2A-CAA-CBA-CGA
11	T2	201	CYC	C2A-CAA-CBA-CGA

Continued on next page...

Continued from previous page...

Mol	Chain	Res	Type	Atoms
11	T2	202	CYC	NA-C4A-CHB-C1B
11	V2	202	CYC	NA-C4A-CHB-C1B
11	W2	201	CYC	C2A-CAA-CBA-CGA
11	X2	202	CYC	NA-C4A-CHB-C1B
11	X2	203	CYC	C2A-CAA-CBA-CGA
11	Z2	201	CYC	C2A-CAA-CBA-CGA
11	Z2	203	CYC	NA-C4A-CHB-C1B
11	03	902	CYC	NA-C4A-CHB-C1B
11	13	902	CYC	NA-C4A-CHB-C1B
11	13	903	CYC	NA-C4A-CHB-C1B
11	13	904	CYC	NA-C4A-CHB-C1B
11	G3	1001	CYC	NA-C4A-CHB-C1B
11	H3	1001	CYC	NA-C4A-CHB-C1B
11	I3	1001	CYC	NA-C4A-CHB-C1B
11	J3	201	CYC	NA-C4A-CHB-C1B
11	K3	1001	CYC	NA-C4A-CHB-C1B
11	M3	201	CYC	NA-C4A-CHB-C1B
11	N3	1001	CYC	NA-C4A-CHB-C1B
11	O3	1001	CYC	NA-C4A-CHB-C1B
11	P3	1001	CYC	NA-C4A-CHB-C1B
11	Q3	1001	CYC	NA-C4A-CHB-C1B
11	R3	1001	CYC	NA-C4A-CHB-C1B
11	S3	1001	CYC	NA-C4A-CHB-C1B
11	T3	1001	CYC	NA-C4A-CHB-C1B
11	U3	1001	CYC	NA-C4A-CHB-C1B
11	V3	201	CYC	NA-C4A-CHB-C1B
11	W3	1001	CYC	NA-C4A-CHB-C1B
11	X3	1001	CYC	NA-C4A-CHB-C1B
11	Z3	1001	CYC	NA-C4A-CHB-C1B
11	b3	1001	CYC	NA-C4A-CHB-C1B
11	c3	1001	CYC	NA-C4A-CHB-C1B
11	d3	1001	CYC	NA-C4A-CHB-C1B
11	e3	1001	CYC	NA-C4A-CHB-C1B
11	f3	1001	CYC	NA-C4A-CHB-C1B
11	g3	1001	CYC	NA-C4A-CHB-C1B
11	i3	1001	CYC	NA-C4A-CHB-C1B
11	j3	1001	CYC	NA-C4A-CHB-C1B
11	k3	1001	CYC	NA-C4A-CHB-C1B
11	l3	1001	CYC	NA-C4A-CHB-C1B
11	m3	201	CYC	NA-C4A-CHB-C1B
11	n3	1001	CYC	NA-C4A-CHB-C1B
11	o3	1001	CYC	NA-C4A-CHB-C1B

Continued on next page...

Continued from previous page...

Mol	Chain	Res	Type	Atoms
11	p3	1001	CYC	NA-C4A-CHB-C1B
11	q3	1001	CYC	NA-C4A-CHB-C1B
11	r3	1001	CYC	NA-C4A-CHB-C1B
11	s3	1001	CYC	NA-C4A-CHB-C1B
11	t3	1001	CYC	NA-C4A-CHB-C1B
11	u3	1001	CYC	NA-C4A-CHB-C1B
11	v3	1001	CYC	NA-C4A-CHB-C1B
11	w3	1001	CYC	NA-C4A-CHB-C1B
11	x3	1001	CYC	NA-C4A-CHB-C1B
11	y3	1001	CYC	NA-C4A-CHB-C1B
11	z3	1001	CYC	NA-C4A-CHB-C1B
11	C4	201	CYC	NA-C4A-CHB-C1B
11	E4	202	CYC	NA-C4A-CHB-C1B
11	F4	201	CYC	NA-C4A-CHB-C1B
11	I4	202	CYC	NA-C4A-CHB-C1B
11	K4	202	CYC	NA-C4A-CHB-C1B
11	L4	202	CYC	NA-C4A-CHB-C1B
11	P4	202	CYC	NA-C4A-CHB-C1B
11	R4	201	CYC	NA-C4A-CHB-C1B
11	T4	202	CYC	NA-C4A-CHB-C1B
11	V4	202	CYC	NA-C4A-CHB-C1B
11	X4	202	CYC	NA-C4A-CHB-C1B
11	Z4	202	CYC	NA-C4A-CHB-C1B
11	A5	301	CYC	NA-C4A-CHB-C1B
11	A5	302	CYC	NA-C4A-CHB-C1B
11	B5	201	CYC	NA-C4A-CHB-C1B
11	C5	202	CYC	NA-C4A-CHB-C1B
11	F5	201	CYC	NA-C4A-CHB-C1B
11	G5	201	CYC	NA-C4A-CHB-C1B
11	H5	201	CYC	NA-C4A-CHB-C1B
11	I5	201	CYC	NA-C4A-CHB-C1B
11	J5	201	CYC	NA-C4A-CHB-C1B
11	K5	201	CYC	NA-C4A-CHB-C1B
11	L5	201	CYC	NA-C4A-CHB-C1B
11	M5	201	CYC	NA-C4A-CHB-C1B
11	N5	301	CYC	NA-C4A-CHB-C1B
11	O5	201	CYC	NA-C4A-CHB-C1B
11	P5	201	CYC	NA-C4A-CHB-C1B
11	Q5	201	CYC	NA-C4A-CHB-C1B
11	R5	201	CYC	NA-C4A-CHB-C1B
11	S5	201	CYC	NA-C4A-CHB-C1B
11	U5	201	CYC	NA-C4A-CHB-C1B

Continued on next page...

Continued from previous page...

Mol	Chain	Res	Type	Atoms
11	V5	201	CYC	NA-C4A-CHB-C1B
11	V5	202	CYC	NA-C4A-CHB-C1B
11	X5	201	CYC	NA-C4A-CHB-C1B
11	X5	203	CYC	NA-C4A-CHB-C1B
11	Z5	201	CYC	NA-C4A-CHB-C1B
11	B6	201	CYC	C2A-CAA-CBA-CGA
11	C6	202	CYC	NA-C4A-CHB-C1B
11	C6	203	CYC	C2A-CAA-CBA-CGA
11	E6	202	CYC	NA-C4A-CHB-C1B
11	F6	201	CYC	C2A-CAA-CBA-CGA
11	G6	201	CYC	NA-C4A-CHB-C1B
11	H6	201	CYC	C2A-CAA-CBA-CGA
11	I6	202	CYC	NA-C4A-CHB-C1B
11	J6	201	CYC	C2A-CAA-CBA-CGA
11	K6	202	CYC	NA-C4A-CHB-C1B
11	L6	201	CYC	C2A-CAA-CBA-CGA
11	M6	202	CYC	NA-C4A-CHB-C1B
11	O6	201	CYC	C2A-CAA-CBA-CGA
11	P6	202	CYC	NA-C4A-CHB-C1B
11	Q6	201	CYC	C2A-CAA-CBA-CGA
11	R6	201	CYC	NA-C4A-CHB-C1B
11	R6	202	CYC	C2A-CAA-CBA-CGA
11	T6	201	CYC	NA-C4A-CHB-C1B
11	U6	201	CYC	C2A-CAA-CBA-CGA
11	V6	202	CYC	NA-C4A-CHB-C1B
11	W6	201	CYC	C2A-CAA-CBA-CGA
11	X6	202	CYC	NA-C4A-CHB-C1B
11	Y6	201	CYC	C2A-CAA-CBA-CGA
11	Z6	202	CYC	NA-C4A-CHB-C1B
11	B7	1001	CYC	NA-C4A-CHB-C1B
11	D7	1001	CYC	NA-C4A-CHB-C1B
11	F7	1001	CYC	NA-C4A-CHB-C1B
11	I7	1001	CYC	NA-C4A-CHB-C1B
11	K7	1001	CYC	NA-C4A-CHB-C1B
11	M7	1001	CYC	NA-C4A-CHB-C1B
11	P7	1001	CYC	NA-C4A-CHB-C1B
11	R7	1001	CYC	NA-C4A-CHB-C1B
11	T7	1001	CYC	NA-C4A-CHB-C1B
11	W7	1001	CYC	NA-C4A-CHB-C1B
11	Y7	1001	CYC	NA-C4A-CHB-C1B
11	a7	1001	CYC	NA-C4A-CHB-C1B
11	C8	201	CYC	NA-C4A-CHB-C1B

Continued on next page...

Continued from previous page...

Mol	Chain	Res	Type	Atoms
11	E8	202	CYC	NA-C4A-CHB-C1B
11	F8	201	CYC	NA-C4A-CHB-C1B
11	I8	202	CYC	NA-C4A-CHB-C1B
11	K8	202	CYC	NA-C4A-CHB-C1B
11	L8	202	CYC	NA-C4A-CHB-C1B
11	P8	202	CYC	NA-C4A-CHB-C1B
11	R8	201	CYC	NA-C4A-CHB-C1B
11	T8	202	CYC	NA-C4A-CHB-C1B
11	V8	202	CYC	NA-C4A-CHB-C1B
11	X8	202	CYC	NA-C4A-CHB-C1B
11	Z8	202	CYC	NA-C4A-CHB-C1B
11	D7	1001	CYC	C2B-C3B-CAB-CBB
11	F7	1001	CYC	C2B-C3B-CAB-CBB
11	M7	1001	CYC	C2B-C3B-CAB-CBB
11	B7	1001	CYC	C2B-C3B-CAB-CBB
11	I7	1001	CYC	C2B-C3B-CAB-CBB
11	K7	1001	CYC	C2B-C3B-CAB-CBB
11	P7	1001	CYC	C2B-C3B-CAB-CBB
11	R7	1001	CYC	C2B-C3B-CAB-CBB
11	T7	1001	CYC	C2B-C3B-CAB-CBB
11	W7	1001	CYC	C2B-C3B-CAB-CBB
11	Y7	1001	CYC	C2B-C3B-CAB-CBB
11	a7	1001	CYC	C2B-C3B-CAB-CBB
11	A1	301	CYC	C3A-C4A-CHB-C1B
11	A1	302	CYC	C3A-C4A-CHB-C1B
11	B1	201	CYC	C3A-C4A-CHB-C1B
11	C1	202	CYC	C3A-C4A-CHB-C1B
11	F1	201	CYC	C3A-C4A-CHB-C1B
11	G1	201	CYC	C3A-C4A-CHB-C1B
11	H1	201	CYC	C3A-C4A-CHB-C1B
11	I1	201	CYC	C3A-C4A-CHB-C1B
11	J1	201	CYC	C3A-C4A-CHB-C1B
11	K1	201	CYC	C3A-C4A-CHB-C1B
11	L1	201	CYC	C3A-C4A-CHB-C1B
11	M1	201	CYC	C3A-C4A-CHB-C1B
11	N1	301	CYC	C3A-C4A-CHB-C1B
11	O1	201	CYC	C3A-C4A-CHB-C1B
11	P1	201	CYC	C3A-C4A-CHB-C1B
11	Q1	201	CYC	C3A-C4A-CHB-C1B
11	R1	201	CYC	C3A-C4A-CHB-C1B
11	S1	201	CYC	C3A-C4A-CHB-C1B
11	U1	201	CYC	C3A-C4A-CHB-C1B

Continued on next page...

Continued from previous page...

Mol	Chain	Res	Type	Atoms
11	V1	201	CYC	C3A-C4A-CHB-C1B
11	V1	202	CYC	C3A-C4A-CHB-C1B
11	X1	201	CYC	C3A-C4A-CHB-C1B
11	X1	203	CYC	C3A-C4A-CHB-C1B
11	Z1	201	CYC	C3A-C4A-CHB-C1B
11	C2	202	CYC	C3A-C4A-CHB-C1B
11	E2	202	CYC	C3A-C4A-CHB-C1B
11	G2	201	CYC	C3A-C4A-CHB-C1B
11	I2	202	CYC	C3A-C4A-CHB-C1B
11	K2	202	CYC	C3A-C4A-CHB-C1B
11	M2	202	CYC	C3A-C4A-CHB-C1B
11	P2	202	CYC	C3A-C4A-CHB-C1B
11	R2	201	CYC	C3A-C4A-CHB-C1B
11	T2	202	CYC	C3A-C4A-CHB-C1B
11	V2	202	CYC	C3A-C4A-CHB-C1B
11	X2	202	CYC	C3A-C4A-CHB-C1B
11	Z2	203	CYC	C3A-C4A-CHB-C1B
11	03	902	CYC	C3A-C4A-CHB-C1B
11	13	902	CYC	C3A-C4A-CHB-C1B
11	13	903	CYC	C3A-C4A-CHB-C1B
11	13	904	CYC	C3A-C4A-CHB-C1B
11	G3	1001	CYC	C3A-C4A-CHB-C1B
11	H3	1001	CYC	C3A-C4A-CHB-C1B
11	I3	1001	CYC	C3A-C4A-CHB-C1B
11	J3	201	CYC	C3A-C4A-CHB-C1B
11	K3	1001	CYC	C3A-C4A-CHB-C1B
11	M3	201	CYC	C3A-C4A-CHB-C1B
11	N3	1001	CYC	C3A-C4A-CHB-C1B
11	O3	1001	CYC	C3A-C4A-CHB-C1B
11	P3	1001	CYC	C3A-C4A-CHB-C1B
11	Q3	1001	CYC	C3A-C4A-CHB-C1B
11	R3	1001	CYC	C3A-C4A-CHB-C1B
11	S3	1001	CYC	C3A-C4A-CHB-C1B
11	T3	1001	CYC	C3A-C4A-CHB-C1B
11	U3	1001	CYC	C3A-C4A-CHB-C1B
11	V3	201	CYC	C3A-C4A-CHB-C1B
11	W3	1001	CYC	C3A-C4A-CHB-C1B
11	X3	1001	CYC	C3A-C4A-CHB-C1B
11	Z3	1001	CYC	C3A-C4A-CHB-C1B
11	b3	1001	CYC	C3A-C4A-CHB-C1B
11	c3	1001	CYC	C3A-C4A-CHB-C1B
11	d3	1001	CYC	C3A-C4A-CHB-C1B

Continued on next page...

Continued from previous page...

Mol	Chain	Res	Type	Atoms
11	e3	1001	CYC	C3A-C4A-CHB-C1B
11	f3	1001	CYC	C3A-C4A-CHB-C1B
11	g3	1001	CYC	C3A-C4A-CHB-C1B
11	i3	1001	CYC	C3A-C4A-CHB-C1B
11	j3	1001	CYC	C3A-C4A-CHB-C1B
11	k3	1001	CYC	C3A-C4A-CHB-C1B
11	l3	1001	CYC	C3A-C4A-CHB-C1B
11	m3	201	CYC	C3A-C4A-CHB-C1B
11	n3	1001	CYC	C3A-C4A-CHB-C1B
11	o3	1001	CYC	C3A-C4A-CHB-C1B
11	p3	1001	CYC	C3A-C4A-CHB-C1B
11	q3	1001	CYC	C3A-C4A-CHB-C1B
11	r3	1001	CYC	C3A-C4A-CHB-C1B
11	s3	1001	CYC	C3A-C4A-CHB-C1B
11	t3	1001	CYC	C3A-C4A-CHB-C1B
11	u3	1001	CYC	C3A-C4A-CHB-C1B
11	v3	1001	CYC	C3A-C4A-CHB-C1B
11	w3	1001	CYC	C3A-C4A-CHB-C1B
11	x3	1001	CYC	C3A-C4A-CHB-C1B
11	y3	1001	CYC	C3A-C4A-CHB-C1B
11	z3	1001	CYC	C3A-C4A-CHB-C1B
11	A4	301	CYC	C3A-C4A-CHB-C1B
11	C4	201	CYC	C3A-C4A-CHB-C1B
11	E4	201	CYC	C3A-C4A-CHB-C1B
11	E4	202	CYC	C3A-C4A-CHB-C1B
11	F4	201	CYC	C3A-C4A-CHB-C1B
11	G4	202	CYC	C3A-C4A-CHB-C1B
11	I4	201	CYC	C3A-C4A-CHB-C1B
11	I4	202	CYC	C3A-C4A-CHB-C1B
11	K4	201	CYC	C3A-C4A-CHB-C1B
11	K4	202	CYC	C3A-C4A-CHB-C1B
11	L4	202	CYC	C3A-C4A-CHB-C1B
11	M4	202	CYC	C3A-C4A-CHB-C1B
11	N4	301	CYC	C3A-C4A-CHB-C1B
11	P4	201	CYC	C3A-C4A-CHB-C1B
11	P4	202	CYC	C3A-C4A-CHB-C1B
11	R4	201	CYC	C3A-C4A-CHB-C1B
11	T4	201	CYC	C3A-C4A-CHB-C1B
11	T4	202	CYC	C3A-C4A-CHB-C1B
11	V4	201	CYC	C3A-C4A-CHB-C1B
11	V4	202	CYC	C3A-C4A-CHB-C1B
11	X4	201	CYC	C3A-C4A-CHB-C1B

Continued on next page...

Continued from previous page...

Mol	Chain	Res	Type	Atoms
11	X4	202	CYC	C3A-C4A-CHB-C1B
11	Z4	201	CYC	C3A-C4A-CHB-C1B
11	Z4	202	CYC	C3A-C4A-CHB-C1B
11	A5	301	CYC	C3A-C4A-CHB-C1B
11	A5	302	CYC	C3A-C4A-CHB-C1B
11	B5	201	CYC	C3A-C4A-CHB-C1B
11	C5	202	CYC	C3A-C4A-CHB-C1B
11	F5	201	CYC	C3A-C4A-CHB-C1B
11	G5	201	CYC	C3A-C4A-CHB-C1B
11	H5	201	CYC	C3A-C4A-CHB-C1B
11	I5	201	CYC	C3A-C4A-CHB-C1B
11	J5	201	CYC	C3A-C4A-CHB-C1B
11	K5	201	CYC	C3A-C4A-CHB-C1B
11	L5	201	CYC	C3A-C4A-CHB-C1B
11	M5	201	CYC	C3A-C4A-CHB-C1B
11	N5	301	CYC	C3A-C4A-CHB-C1B
11	O5	201	CYC	C3A-C4A-CHB-C1B
11	P5	201	CYC	C3A-C4A-CHB-C1B
11	Q5	201	CYC	C3A-C4A-CHB-C1B
11	R5	201	CYC	C3A-C4A-CHB-C1B
11	S5	201	CYC	C3A-C4A-CHB-C1B
11	U5	201	CYC	C3A-C4A-CHB-C1B
11	V5	201	CYC	C3A-C4A-CHB-C1B
11	V5	202	CYC	C3A-C4A-CHB-C1B
11	X5	201	CYC	C3A-C4A-CHB-C1B
11	X5	203	CYC	C3A-C4A-CHB-C1B
11	Z5	201	CYC	C3A-C4A-CHB-C1B
11	C6	202	CYC	C3A-C4A-CHB-C1B
11	E6	202	CYC	C3A-C4A-CHB-C1B
11	G6	201	CYC	C3A-C4A-CHB-C1B
11	I6	202	CYC	C3A-C4A-CHB-C1B
11	K6	202	CYC	C3A-C4A-CHB-C1B
11	M6	202	CYC	C3A-C4A-CHB-C1B
11	P6	202	CYC	C3A-C4A-CHB-C1B
11	R6	201	CYC	C3A-C4A-CHB-C1B
11	T6	201	CYC	C3A-C4A-CHB-C1B
11	V6	202	CYC	C3A-C4A-CHB-C1B
11	X6	202	CYC	C3A-C4A-CHB-C1B
11	Z6	202	CYC	C3A-C4A-CHB-C1B
11	B7	1001	CYC	C3A-C4A-CHB-C1B
11	D7	1001	CYC	C3A-C4A-CHB-C1B
11	F7	1001	CYC	C3A-C4A-CHB-C1B

Continued on next page...

Continued from previous page...

Mol	Chain	Res	Type	Atoms
11	I7	1001	CYC	C3A-C4A-CHB-C1B
11	K7	1001	CYC	C3A-C4A-CHB-C1B
11	M7	1001	CYC	C3A-C4A-CHB-C1B
11	P7	1001	CYC	C3A-C4A-CHB-C1B
11	R7	1001	CYC	C3A-C4A-CHB-C1B
11	T7	1001	CYC	C3A-C4A-CHB-C1B
11	W7	1001	CYC	C3A-C4A-CHB-C1B
11	Y7	1001	CYC	C3A-C4A-CHB-C1B
11	a7	1001	CYC	C3A-C4A-CHB-C1B
11	A8	301	CYC	C3A-C4A-CHB-C1B
11	C8	201	CYC	C3A-C4A-CHB-C1B
11	E8	201	CYC	C3A-C4A-CHB-C1B
11	E8	202	CYC	C3A-C4A-CHB-C1B
11	F8	201	CYC	C3A-C4A-CHB-C1B
11	G8	202	CYC	C3A-C4A-CHB-C1B
11	I8	201	CYC	C3A-C4A-CHB-C1B
11	I8	202	CYC	C3A-C4A-CHB-C1B
11	K8	201	CYC	C3A-C4A-CHB-C1B
11	K8	202	CYC	C3A-C4A-CHB-C1B
11	L8	202	CYC	C3A-C4A-CHB-C1B
11	M8	202	CYC	C3A-C4A-CHB-C1B
11	N8	301	CYC	C3A-C4A-CHB-C1B
11	P8	201	CYC	C3A-C4A-CHB-C1B
11	P8	202	CYC	C3A-C4A-CHB-C1B
11	R8	201	CYC	C3A-C4A-CHB-C1B
11	T8	201	CYC	C3A-C4A-CHB-C1B
11	T8	202	CYC	C3A-C4A-CHB-C1B
11	V8	201	CYC	C3A-C4A-CHB-C1B
11	V8	202	CYC	C3A-C4A-CHB-C1B
11	X8	201	CYC	C3A-C4A-CHB-C1B
11	X8	202	CYC	C3A-C4A-CHB-C1B
11	Z8	201	CYC	C3A-C4A-CHB-C1B
11	Z8	202	CYC	C3A-C4A-CHB-C1B
11	B1	201	CYC	C2C-C3C-CAC-CBC
11	B1	201	CYC	C3D-CAD-CBD-CGD
11	C1	202	CYC	C2C-C3C-CAC-CBC
11	C1	202	CYC	C3D-CAD-CBD-CGD
11	F1	201	CYC	C2C-C3C-CAC-CBC
11	F1	201	CYC	C3D-CAD-CBD-CGD
11	H1	201	CYC	C2C-C3C-CAC-CBC
11	H1	201	CYC	C3D-CAD-CBD-CGD
11	J1	201	CYC	C2C-C3C-CAC-CBC

Continued on next page...

Continued from previous page...

Mol	Chain	Res	Type	Atoms
11	J1	201	CYC	C3D-CAD-CBD-CGD
11	L1	201	CYC	C2C-C3C-CAC-CBC
11	L1	201	CYC	C3D-CAD-CBD-CGD
11	O1	201	CYC	C2C-C3C-CAC-CBC
11	O1	201	CYC	C3D-CAD-CBD-CGD
11	Q1	201	CYC	C2C-C3C-CAC-CBC
11	Q1	201	CYC	C3D-CAD-CBD-CGD
11	S1	201	CYC	C2C-C3C-CAC-CBC
11	S1	201	CYC	C3D-CAD-CBD-CGD
11	U1	201	CYC	C2C-C3C-CAC-CBC
11	U1	201	CYC	C3D-CAD-CBD-CGD
11	V1	202	CYC	C2C-C3C-CAC-CBC
11	V1	202	CYC	C3D-CAD-CBD-CGD
11	X1	203	CYC	C2C-C3C-CAC-CBC
11	X1	203	CYC	C3D-CAD-CBD-CGD
11	D4	201	CYC	C2C-C3C-CAC-CBC
11	E4	203	CYC	C2C-C3C-CAC-CBC
11	G4	201	CYC	C2C-C3C-CAC-CBC
11	I4	203	CYC	C2C-C3C-CAC-CBC
11	L4	201	CYC	C2C-C3C-CAC-CBC
11	M4	201	CYC	C2C-C3C-CAC-CBC
11	O4	201	CYC	C2C-C3C-CAC-CBC
11	P4	203	CYC	C2C-C3C-CAC-CBC
11	S4	201	CYC	C2C-C3C-CAC-CBC
11	U4	201	CYC	C2C-C3C-CAC-CBC
11	W4	201	CYC	C2C-C3C-CAC-CBC
11	Y4	201	CYC	C2C-C3C-CAC-CBC
11	B5	201	CYC	C2C-C3C-CAC-CBC
11	B5	201	CYC	C3D-CAD-CBD-CGD
11	C5	202	CYC	C2C-C3C-CAC-CBC
11	C5	202	CYC	C3D-CAD-CBD-CGD
11	F5	201	CYC	C2C-C3C-CAC-CBC
11	F5	201	CYC	C3D-CAD-CBD-CGD
11	H5	201	CYC	C2C-C3C-CAC-CBC
11	H5	201	CYC	C3D-CAD-CBD-CGD
11	J5	201	CYC	C2C-C3C-CAC-CBC
11	J5	201	CYC	C3D-CAD-CBD-CGD
11	L5	201	CYC	C2C-C3C-CAC-CBC
11	L5	201	CYC	C3D-CAD-CBD-CGD
11	O5	201	CYC	C2C-C3C-CAC-CBC
11	O5	201	CYC	C3D-CAD-CBD-CGD
11	Q5	201	CYC	C2C-C3C-CAC-CBC

Continued on next page...

Continued from previous page...

Mol	Chain	Res	Type	Atoms
11	Q5	201	CYC	C3D-CAD-CBD-CGD
11	S5	201	CYC	C2C-C3C-CAC-CBC
11	S5	201	CYC	C3D-CAD-CBD-CGD
11	U5	201	CYC	C2C-C3C-CAC-CBC
11	U5	201	CYC	C3D-CAD-CBD-CGD
11	V5	202	CYC	C2C-C3C-CAC-CBC
11	V5	202	CYC	C3D-CAD-CBD-CGD
11	X5	203	CYC	C2C-C3C-CAC-CBC
11	X5	203	CYC	C3D-CAD-CBD-CGD
11	D8	201	CYC	C2C-C3C-CAC-CBC
11	E8	203	CYC	C2C-C3C-CAC-CBC
11	G8	201	CYC	C2C-C3C-CAC-CBC
11	I8	203	CYC	C2C-C3C-CAC-CBC
11	L8	201	CYC	C2C-C3C-CAC-CBC
11	M8	201	CYC	C2C-C3C-CAC-CBC
11	O8	201	CYC	C2C-C3C-CAC-CBC
11	P8	203	CYC	C2C-C3C-CAC-CBC
11	S8	201	CYC	C2C-C3C-CAC-CBC
11	U8	201	CYC	C2C-C3C-CAC-CBC
11	W8	201	CYC	C2C-C3C-CAC-CBC
11	Y8	201	CYC	C2C-C3C-CAC-CBC
11	E7	1001	CYC	C2B-C3B-CAB-CBB
11	Q7	1001	CYC	C2B-C3B-CAB-CBB
11	X7	1001	CYC	C2B-C3B-CAB-CBB
11	H7	1001	CYC	C2B-C3B-CAB-CBB
11	L7	1001	CYC	C2B-C3B-CAB-CBB
11	O7	1001	CYC	C2B-C3B-CAB-CBB
11	Z7	1001	CYC	C2B-C3B-CAB-CBB
11	A7	1001	CYC	C2B-C3B-CAB-CBB
11	C7	1001	CYC	C2B-C3B-CAB-CBB
11	J7	1001	CYC	C2B-C3B-CAB-CBB
11	S7	1001	CYC	C2B-C3B-CAB-CBB
11	V7	1001	CYC	C2B-C3B-CAB-CBB
11	13	901	CYC	C2B-C3B-CAB-CBB
11	03	901	CYC	C2B-C3B-CAB-CBB
11	03	902	CYC	C3A-C2A-CAA-CBA
11	13	903	CYC	C3A-C2A-CAA-CBA
11	H3	1001	CYC	C3A-C2A-CAA-CBA
11	M3	201	CYC	C3A-C2A-CAA-CBA
11	W3	1001	CYC	C3A-C2A-CAA-CBA
11	e3	1001	CYC	C3A-C2A-CAA-CBA
11	l3	1001	CYC	C3A-C2A-CAA-CBA

Continued on next page...

Continued from previous page...

Mol	Chain	Res	Type	Atoms
11	z3	1001	CYC	C3A-C2A-CAA-CBA
11	C1	201	CYC	C2D-C3D-CAD-CBD
11	C1	201	CYC	C4D-C3D-CAD-CBD
11	D1	201	CYC	C2D-C3D-CAD-CBD
11	D1	201	CYC	C4D-C3D-CAD-CBD
11	G1	202	CYC	C2D-C3D-CAD-CBD
11	G1	202	CYC	C4D-C3D-CAD-CBD
11	I1	202	CYC	C2D-C3D-CAD-CBD
11	I1	202	CYC	C4D-C3D-CAD-CBD
11	K1	202	CYC	C2D-C3D-CAD-CBD
11	K1	202	CYC	C4D-C3D-CAD-CBD
11	M1	202	CYC	C2D-C3D-CAD-CBD
11	M1	202	CYC	C4D-C3D-CAD-CBD
11	P1	202	CYC	C2D-C3D-CAD-CBD
11	P1	202	CYC	C4D-C3D-CAD-CBD
11	R1	202	CYC	C2D-C3D-CAD-CBD
11	R1	202	CYC	C4D-C3D-CAD-CBD
11	T1	201	CYC	C2D-C3D-CAD-CBD
11	T1	201	CYC	C4D-C3D-CAD-CBD
11	U1	202	CYC	C2D-C3D-CAD-CBD
11	U1	202	CYC	C4D-C3D-CAD-CBD
11	X1	202	CYC	C2D-C3D-CAD-CBD
11	X1	202	CYC	C4D-C3D-CAD-CBD
11	Z1	202	CYC	C2D-C3D-CAD-CBD
11	Z1	202	CYC	C4D-C3D-CAD-CBD
11	C5	201	CYC	C2D-C3D-CAD-CBD
11	C5	201	CYC	C4D-C3D-CAD-CBD
11	D5	201	CYC	C2D-C3D-CAD-CBD
11	D5	201	CYC	C4D-C3D-CAD-CBD
11	G5	202	CYC	C2D-C3D-CAD-CBD
11	G5	202	CYC	C4D-C3D-CAD-CBD
11	I5	202	CYC	C2D-C3D-CAD-CBD
11	I5	202	CYC	C4D-C3D-CAD-CBD
11	K5	202	CYC	C2D-C3D-CAD-CBD
11	K5	202	CYC	C4D-C3D-CAD-CBD
11	M5	202	CYC	C2D-C3D-CAD-CBD
11	M5	202	CYC	C4D-C3D-CAD-CBD
11	P5	202	CYC	C2D-C3D-CAD-CBD
11	P5	202	CYC	C4D-C3D-CAD-CBD
11	R5	202	CYC	C2D-C3D-CAD-CBD
11	R5	202	CYC	C4D-C3D-CAD-CBD
11	T5	201	CYC	C2D-C3D-CAD-CBD

Continued on next page...

Continued from previous page...

Mol	Chain	Res	Type	Atoms
11	T5	201	CYC	C4D-C3D-CAD-CBD
11	U5	202	CYC	C2D-C3D-CAD-CBD
11	U5	202	CYC	C4D-C3D-CAD-CBD
11	X5	202	CYC	C2D-C3D-CAD-CBD
11	X5	202	CYC	C4D-C3D-CAD-CBD
11	Z5	202	CYC	C2D-C3D-CAD-CBD
11	Z5	202	CYC	C4D-C3D-CAD-CBD
11	03	902	CYC	C1A-C2A-CAA-CBA
11	13	902	CYC	C1A-C2A-CAA-CBA
11	13	903	CYC	C1A-C2A-CAA-CBA
11	13	904	CYC	C1A-C2A-CAA-CBA
11	H3	1001	CYC	C1A-C2A-CAA-CBA
11	J3	201	CYC	C1A-C2A-CAA-CBA
11	M3	201	CYC	C1A-C2A-CAA-CBA
11	O3	1001	CYC	C1A-C2A-CAA-CBA
11	S3	1001	CYC	C1A-C2A-CAA-CBA
11	U3	1001	CYC	C1A-C2A-CAA-CBA
11	W3	1001	CYC	C1A-C2A-CAA-CBA
11	c3	1001	CYC	C1A-C2A-CAA-CBA
11	e3	1001	CYC	C1A-C2A-CAA-CBA
11	j3	1001	CYC	C1A-C2A-CAA-CBA
11	l3	1001	CYC	C1A-C2A-CAA-CBA
11	n3	1001	CYC	C1A-C2A-CAA-CBA
11	p3	1001	CYC	C1A-C2A-CAA-CBA
11	r3	1001	CYC	C1A-C2A-CAA-CBA
11	t3	1001	CYC	C1A-C2A-CAA-CBA
11	v3	1001	CYC	C1A-C2A-CAA-CBA
11	x3	1001	CYC	C1A-C2A-CAA-CBA
11	z3	1001	CYC	C1A-C2A-CAA-CBA
11	13	902	CYC	C3A-C2A-CAA-CBA
11	13	904	CYC	C3A-C2A-CAA-CBA
11	J3	201	CYC	C3A-C2A-CAA-CBA
11	O3	1001	CYC	C3A-C2A-CAA-CBA
11	S3	1001	CYC	C3A-C2A-CAA-CBA
11	U3	1001	CYC	C3A-C2A-CAA-CBA
11	c3	1001	CYC	C3A-C2A-CAA-CBA
11	j3	1001	CYC	C3A-C2A-CAA-CBA
11	n3	1001	CYC	C3A-C2A-CAA-CBA
11	p3	1001	CYC	C3A-C2A-CAA-CBA
11	r3	1001	CYC	C3A-C2A-CAA-CBA
11	t3	1001	CYC	C3A-C2A-CAA-CBA
11	v3	1001	CYC	C3A-C2A-CAA-CBA

Continued on next page...

Continued from previous page...

Mol	Chain	Res	Type	Atoms
11	x3	1001	CYC	C3A-C2A-CAA-CBA
11	C1	201	CYC	CAD-CBD-CGD-O2D
11	D1	201	CYC	CAD-CBD-CGD-O2D
11	G1	202	CYC	CAD-CBD-CGD-O2D
11	I1	202	CYC	CAD-CBD-CGD-O2D
11	K1	202	CYC	CAD-CBD-CGD-O2D
11	M1	202	CYC	CAD-CBD-CGD-O2D
11	R1	202	CYC	CAD-CBD-CGD-O2D
11	U1	202	CYC	CAD-CBD-CGD-O2D
11	X1	202	CYC	CAD-CBD-CGD-O2D
11	Z1	202	CYC	CAD-CBD-CGD-O2D
11	V3	201	CYC	CAA-CBA-CGA-O2A
11	m3	201	CYC	CAA-CBA-CGA-O2A
11	C5	201	CYC	CAD-CBD-CGD-O2D
11	D5	201	CYC	CAD-CBD-CGD-O2D
11	G5	202	CYC	CAD-CBD-CGD-O2D
11	K5	202	CYC	CAD-CBD-CGD-O2D
11	R5	202	CYC	CAD-CBD-CGD-O2D
11	U5	202	CYC	CAD-CBD-CGD-O2D
11	Z5	202	CYC	CAD-CBD-CGD-O2D
11	B7	1001	CYC	CAD-CBD-CGD-O2D
11	D7	1001	CYC	CAD-CBD-CGD-O2D
11	F7	1001	CYC	CAD-CBD-CGD-O2D
11	I7	1001	CYC	CAD-CBD-CGD-O2D
11	K7	1001	CYC	CAD-CBD-CGD-O2D
11	M7	1001	CYC	CAD-CBD-CGD-O2D
11	P7	1001	CYC	CAD-CBD-CGD-O2D
11	R7	1001	CYC	CAD-CBD-CGD-O2D
11	T7	1001	CYC	CAD-CBD-CGD-O2D
11	W7	1001	CYC	CAD-CBD-CGD-O2D
11	Y7	1001	CYC	CAD-CBD-CGD-O2D
11	a7	1001	CYC	CAD-CBD-CGD-O2D
11	I5	202	CYC	CAD-CBD-CGD-O2D
11	M5	202	CYC	CAD-CBD-CGD-O2D
11	T1	201	CYC	CAD-CBD-CGD-O2D
11	03	901	CYC	CAD-CBD-CGD-O1D
11	13	901	CYC	CAD-CBD-CGD-O1D
11	X5	202	CYC	CAD-CBD-CGD-O2D
11	P1	202	CYC	CAD-CBD-CGD-O2D
11	P5	202	CYC	CAD-CBD-CGD-O2D
11	T5	201	CYC	CAD-CBD-CGD-O2D
11	C1	201	CYC	CAA-CBA-CGA-O1A

Continued on next page...

Continued from previous page...

Mol	Chain	Res	Type	Atoms
11	D1	201	CYC	CAA-CBA-CGA-O1A
11	G1	202	CYC	CAA-CBA-CGA-O1A
11	I1	202	CYC	CAA-CBA-CGA-O1A
11	K1	202	CYC	CAA-CBA-CGA-O1A
11	M1	202	CYC	CAA-CBA-CGA-O1A
11	P1	202	CYC	CAA-CBA-CGA-O1A
11	R1	202	CYC	CAA-CBA-CGA-O1A
11	T1	201	CYC	CAA-CBA-CGA-O1A
11	U1	202	CYC	CAA-CBA-CGA-O1A
11	X1	202	CYC	CAA-CBA-CGA-O1A
11	Z1	202	CYC	CAA-CBA-CGA-O1A
11	Q3	1001	CYC	CAD-CBD-CGD-O1D
11	g3	1001	CYC	CAD-CBD-CGD-O1D
11	C5	201	CYC	CAA-CBA-CGA-O1A
11	D5	201	CYC	CAA-CBA-CGA-O1A
11	G5	202	CYC	CAA-CBA-CGA-O1A
11	I5	202	CYC	CAA-CBA-CGA-O1A
11	K5	202	CYC	CAA-CBA-CGA-O1A
11	M5	202	CYC	CAA-CBA-CGA-O1A
11	P5	202	CYC	CAA-CBA-CGA-O1A
11	R5	202	CYC	CAA-CBA-CGA-O1A
11	T5	201	CYC	CAA-CBA-CGA-O1A
11	U5	202	CYC	CAA-CBA-CGA-O1A
11	X5	202	CYC	CAA-CBA-CGA-O1A
11	Z5	202	CYC	CAA-CBA-CGA-O1A
11	C1	201	CYC	CAD-CBD-CGD-O1D
11	D1	201	CYC	CAD-CBD-CGD-O1D
11	G1	202	CYC	CAD-CBD-CGD-O1D
11	I1	202	CYC	CAD-CBD-CGD-O1D
11	K1	202	CYC	CAD-CBD-CGD-O1D
11	M1	202	CYC	CAD-CBD-CGD-O1D
11	P1	202	CYC	CAD-CBD-CGD-O1D
11	R1	202	CYC	CAD-CBD-CGD-O1D
11	T1	201	CYC	CAD-CBD-CGD-O1D
11	U1	202	CYC	CAD-CBD-CGD-O1D
11	X1	202	CYC	CAD-CBD-CGD-O1D
11	Z1	202	CYC	CAD-CBD-CGD-O1D
11	C5	201	CYC	CAD-CBD-CGD-O1D
11	D5	201	CYC	CAD-CBD-CGD-O1D
11	G5	202	CYC	CAD-CBD-CGD-O1D
11	I5	202	CYC	CAD-CBD-CGD-O1D
11	K5	202	CYC	CAD-CBD-CGD-O1D

Continued on next page...

Continued from previous page...

Mol	Chain	Res	Type	Atoms
11	M5	202	CYC	CAD-CBD-CGD-O1D
11	P5	202	CYC	CAD-CBD-CGD-O1D
11	R5	202	CYC	CAD-CBD-CGD-O1D
11	U5	202	CYC	CAD-CBD-CGD-O1D
11	X5	202	CYC	CAD-CBD-CGD-O1D
11	K2	203	CYC	CAD-CBD-CGD-O1D
11	Z2	201	CYC	CAD-CBD-CGD-O1D
11	D5	201	CYC	CAA-CBA-CGA-O2A
11	T5	201	CYC	CAD-CBD-CGD-O1D
11	X5	202	CYC	CAA-CBA-CGA-O2A
11	Z5	202	CYC	CAD-CBD-CGD-O1D
11	Y6	201	CYC	CAD-CBD-CGD-O1D
11	C1	201	CYC	CAA-CBA-CGA-O2A
11	D1	201	CYC	CAA-CBA-CGA-O2A
11	G1	202	CYC	CAA-CBA-CGA-O2A
11	I1	202	CYC	CAA-CBA-CGA-O2A
11	K1	202	CYC	CAA-CBA-CGA-O2A
11	M1	202	CYC	CAA-CBA-CGA-O2A
11	P1	202	CYC	CAA-CBA-CGA-O2A
11	R1	202	CYC	CAA-CBA-CGA-O2A
11	T1	201	CYC	CAA-CBA-CGA-O2A
11	U1	202	CYC	CAA-CBA-CGA-O2A
11	X1	202	CYC	CAA-CBA-CGA-O2A
11	Z1	202	CYC	CAA-CBA-CGA-O2A
11	B2	201	CYC	CAD-CBD-CGD-O1D
11	D2	201	CYC	CAD-CBD-CGD-O1D
11	E2	203	CYC	CAD-CBD-CGD-O1D
11	I2	203	CYC	CAD-CBD-CGD-O1D
11	Q2	201	CYC	CAD-CBD-CGD-O1D
11	S2	201	CYC	CAD-CBD-CGD-O1D
11	T2	201	CYC	CAD-CBD-CGD-O1D
11	W2	201	CYC	CAD-CBD-CGD-O1D
11	X2	203	CYC	CAD-CBD-CGD-O1D
11	C5	201	CYC	CAA-CBA-CGA-O2A
11	G5	202	CYC	CAA-CBA-CGA-O2A
11	I5	202	CYC	CAA-CBA-CGA-O2A
11	K5	202	CYC	CAA-CBA-CGA-O2A
11	M5	202	CYC	CAA-CBA-CGA-O2A
11	P5	202	CYC	CAA-CBA-CGA-O2A
11	R5	202	CYC	CAA-CBA-CGA-O2A
11	S5	201	CYC	CAA-CBA-CGA-O1A
11	T5	201	CYC	CAA-CBA-CGA-O2A

Continued on next page...

Continued from previous page...

Mol	Chain	Res	Type	Atoms
11	U5	202	CYC	CAA-CBA-CGA-O2A
11	Z5	202	CYC	CAA-CBA-CGA-O2A
11	C6	203	CYC	CAD-CBD-CGD-O1D
11	F6	201	CYC	CAD-CBD-CGD-O1D
11	H6	201	CYC	CAD-CBD-CGD-O1D
11	J6	201	CYC	CAD-CBD-CGD-O1D
11	L6	201	CYC	CAD-CBD-CGD-O1D
11	O6	201	CYC	CAD-CBD-CGD-O1D
11	Q6	201	CYC	CAD-CBD-CGD-O1D
11	U6	201	CYC	CAD-CBD-CGD-O1D
11	W6	201	CYC	CAD-CBD-CGD-O1D
11	A1	301	CYC	C4B-C3B-CAB-CBB
11	A1	302	CYC	C4B-C3B-CAB-CBB
11	G1	201	CYC	C4B-C3B-CAB-CBB
11	I1	201	CYC	C4B-C3B-CAB-CBB
11	K1	201	CYC	C4B-C3B-CAB-CBB
11	M1	201	CYC	C4B-C3B-CAB-CBB
11	N1	301	CYC	C4B-C3B-CAB-CBB
11	P1	201	CYC	C4B-C3B-CAB-CBB
11	R1	201	CYC	C4B-C3B-CAB-CBB
11	V1	201	CYC	C4B-C3B-CAB-CBB
11	X1	201	CYC	C4B-C3B-CAB-CBB
11	Z1	201	CYC	C4B-C3B-CAB-CBB
11	A5	301	CYC	C4B-C3B-CAB-CBB
11	A5	302	CYC	C4B-C3B-CAB-CBB
11	G5	201	CYC	C4B-C3B-CAB-CBB
11	I5	201	CYC	C4B-C3B-CAB-CBB
11	K5	201	CYC	C4B-C3B-CAB-CBB
11	M5	201	CYC	C4B-C3B-CAB-CBB
11	N5	301	CYC	C4B-C3B-CAB-CBB
11	P5	201	CYC	C4B-C3B-CAB-CBB
11	R5	201	CYC	C4B-C3B-CAB-CBB
11	V5	201	CYC	C4B-C3B-CAB-CBB
11	X5	201	CYC	C4B-C3B-CAB-CBB
11	Z5	201	CYC	C4B-C3B-CAB-CBB
11	B1	201	CYC	CAA-CBA-CGA-O1A
11	C1	202	CYC	CAA-CBA-CGA-O1A
11	F1	201	CYC	CAA-CBA-CGA-O1A
11	H1	201	CYC	CAA-CBA-CGA-O1A
11	J1	201	CYC	CAA-CBA-CGA-O1A
11	L1	201	CYC	CAA-CBA-CGA-O1A
11	O1	201	CYC	CAA-CBA-CGA-O1A

Continued on next page...

Continued from previous page...

Mol	Chain	Res	Type	Atoms
11	Q1	201	CYC	CAA-CBA-CGA-O1A
11	S1	201	CYC	CAA-CBA-CGA-O1A
11	U1	201	CYC	CAA-CBA-CGA-O1A
11	V1	202	CYC	CAA-CBA-CGA-O1A
11	X1	203	CYC	CAA-CBA-CGA-O1A
11	H2	201	CYC	CAD-CBD-CGD-O1D
11	B5	201	CYC	CAA-CBA-CGA-O1A
11	C5	202	CYC	CAA-CBA-CGA-O1A
11	F5	201	CYC	CAA-CBA-CGA-O1A
11	H5	201	CYC	CAA-CBA-CGA-O1A
11	J5	201	CYC	CAA-CBA-CGA-O1A
11	L5	201	CYC	CAA-CBA-CGA-O1A
11	O5	201	CYC	CAA-CBA-CGA-O1A
11	Q5	201	CYC	CAA-CBA-CGA-O1A
11	U5	201	CYC	CAA-CBA-CGA-O1A
11	V5	202	CYC	CAA-CBA-CGA-O1A
11	X5	203	CYC	CAA-CBA-CGA-O1A
11	B6	201	CYC	CAD-CBD-CGD-O1D
11	R6	202	CYC	CAD-CBD-CGD-O1D
11	O1	201	CYC	CAA-CBA-CGA-O2A
11	U1	201	CYC	CAA-CBA-CGA-O2A
11	V3	201	CYC	CAA-CBA-CGA-O1A
11	m3	201	CYC	CAA-CBA-CGA-O1A
11	O5	201	CYC	CAA-CBA-CGA-O2A
11	S5	201	CYC	CAA-CBA-CGA-O2A
11	V5	202	CYC	CAA-CBA-CGA-O2A
11	B1	201	CYC	CAA-CBA-CGA-O2A
11	C1	202	CYC	CAA-CBA-CGA-O2A
11	F1	201	CYC	CAA-CBA-CGA-O2A
11	L1	201	CYC	CAA-CBA-CGA-O2A
11	Q1	201	CYC	CAA-CBA-CGA-O2A
11	S1	201	CYC	CAA-CBA-CGA-O2A
11	V1	202	CYC	CAA-CBA-CGA-O2A
11	X1	203	CYC	CAA-CBA-CGA-O2A
11	B5	201	CYC	CAA-CBA-CGA-O2A
11	C5	202	CYC	CAA-CBA-CGA-O2A
11	F5	201	CYC	CAA-CBA-CGA-O2A
11	H5	201	CYC	CAA-CBA-CGA-O2A
11	J5	201	CYC	CAA-CBA-CGA-O2A
11	L5	201	CYC	CAA-CBA-CGA-O2A
11	Q5	201	CYC	CAA-CBA-CGA-O2A
11	H1	201	CYC	CAA-CBA-CGA-O2A

Continued on next page...

Continued from previous page...

Mol	Chain	Res	Type	Atoms
11	J1	201	CYC	CAA-CBA-CGA-O2A
11	m3	201	CYC	CAD-CBD-CGD-O1D
11	U5	201	CYC	CAA-CBA-CGA-O2A
11	X5	203	CYC	CAA-CBA-CGA-O2A
11	P1	201	CYC	CAA-CBA-CGA-O1A
11	R1	201	CYC	CAA-CBA-CGA-O1A
11	V3	201	CYC	CAD-CBD-CGD-O1D
11	I5	201	CYC	CAA-CBA-CGA-O1A
11	A1	301	CYC	CAA-CBA-CGA-O1A
11	A1	302	CYC	CAA-CBA-CGA-O1A
11	G1	201	CYC	CAA-CBA-CGA-O1A
11	I1	201	CYC	CAA-CBA-CGA-O1A
11	M1	201	CYC	CAA-CBA-CGA-O1A
11	N1	301	CYC	CAA-CBA-CGA-O1A
11	V1	201	CYC	CAA-CBA-CGA-O1A
11	V3	201	CYC	CAD-CBD-CGD-O2D
11	m3	201	CYC	CAD-CBD-CGD-O2D
11	G5	201	CYC	CAA-CBA-CGA-O1A
11	K5	201	CYC	CAA-CBA-CGA-O1A
11	M5	201	CYC	CAA-CBA-CGA-O1A
11	P5	201	CYC	CAA-CBA-CGA-O1A
11	R5	201	CYC	CAA-CBA-CGA-O1A
11	Z5	201	CYC	CAA-CBA-CGA-O1A
11	A1	301	CYC	CAA-CBA-CGA-O2A
11	A1	302	CYC	CAA-CBA-CGA-O2A
11	I1	201	CYC	CAA-CBA-CGA-O2A
11	K1	201	CYC	CAA-CBA-CGA-O1A
11	N1	301	CYC	CAA-CBA-CGA-O2A
11	R1	201	CYC	CAA-CBA-CGA-O2A
11	X1	201	CYC	CAA-CBA-CGA-O1A
11	Z1	201	CYC	CAA-CBA-CGA-O1A
11	03	901	CYC	CAD-CBD-CGD-O2D
11	13	901	CYC	CAD-CBD-CGD-O2D
11	A5	301	CYC	CAA-CBA-CGA-O1A
11	A5	301	CYC	CAA-CBA-CGA-O2A
11	A5	302	CYC	CAA-CBA-CGA-O1A
11	N5	301	CYC	CAA-CBA-CGA-O1A
11	N5	301	CYC	CAA-CBA-CGA-O2A
11	P5	201	CYC	CAA-CBA-CGA-O2A
11	R5	201	CYC	CAA-CBA-CGA-O2A
11	V5	201	CYC	CAA-CBA-CGA-O1A
11	X5	201	CYC	CAA-CBA-CGA-O1A

Continued on next page...

Continued from previous page...

Mol	Chain	Res	Type	Atoms
11	X5	201	CYC	CAA-CBA-CGA-O2A
11	Z5	201	CYC	CAA-CBA-CGA-O2A
11	B7	1001	CYC	CAD-CBD-CGD-O1D
11	D7	1001	CYC	CAD-CBD-CGD-O1D
11	F7	1001	CYC	CAD-CBD-CGD-O1D
11	I7	1001	CYC	CAD-CBD-CGD-O1D
11	K7	1001	CYC	CAD-CBD-CGD-O1D
11	M7	1001	CYC	CAD-CBD-CGD-O1D
11	P7	1001	CYC	CAD-CBD-CGD-O1D
11	R7	1001	CYC	CAD-CBD-CGD-O1D
11	Y7	1001	CYC	CAD-CBD-CGD-O1D
11	a7	1001	CYC	CAD-CBD-CGD-O1D
11	K2	202	CYC	CAA-CBA-CGA-O2A
11	R2	201	CYC	CAA-CBA-CGA-O2A
11	R4	201	CYC	CAA-CBA-CGA-O2A
11	Z4	202	CYC	CAA-CBA-CGA-O2A
11	A5	302	CYC	CAA-CBA-CGA-O2A
11	I5	201	CYC	CAA-CBA-CGA-O2A
11	M5	201	CYC	CAA-CBA-CGA-O2A
11	K6	202	CYC	CAA-CBA-CGA-O2A
11	R6	201	CYC	CAA-CBA-CGA-O2A
11	W7	1001	CYC	CAD-CBD-CGD-O1D
11	K8	202	CYC	CAA-CBA-CGA-O2A
11	R8	201	CYC	CAA-CBA-CGA-O2A
11	G1	201	CYC	CAA-CBA-CGA-O2A
11	K1	201	CYC	CAA-CBA-CGA-O2A
11	M1	201	CYC	CAA-CBA-CGA-O2A
11	P1	201	CYC	CAA-CBA-CGA-O2A
11	V1	201	CYC	CAA-CBA-CGA-O2A
11	X1	201	CYC	CAA-CBA-CGA-O2A
11	Z1	201	CYC	CAA-CBA-CGA-O2A
11	C2	202	CYC	CAA-CBA-CGA-O2A
11	E2	202	CYC	CAA-CBA-CGA-O2A
11	G2	201	CYC	CAA-CBA-CGA-O2A
11	I2	202	CYC	CAA-CBA-CGA-O2A
11	M2	202	CYC	CAA-CBA-CGA-O2A
11	P2	202	CYC	CAA-CBA-CGA-O2A
11	T2	202	CYC	CAA-CBA-CGA-O2A
11	X2	202	CYC	CAA-CBA-CGA-O2A
11	Z2	203	CYC	CAA-CBA-CGA-O2A
11	Q3	1001	CYC	CAD-CBD-CGD-O2D
11	g3	1001	CYC	CAD-CBD-CGD-O2D

Continued on next page...

Continued from previous page...

Mol	Chain	Res	Type	Atoms
11	C4	201	CYC	CAA-CBA-CGA-O2A
11	E4	202	CYC	CAA-CBA-CGA-O2A
11	I4	202	CYC	CAA-CBA-CGA-O2A
11	K4	202	CYC	CAA-CBA-CGA-O2A
11	L4	202	CYC	CAA-CBA-CGA-O2A
11	P4	202	CYC	CAA-CBA-CGA-O2A
11	X4	202	CYC	CAA-CBA-CGA-O2A
11	G5	201	CYC	CAA-CBA-CGA-O2A
11	K5	201	CYC	CAA-CBA-CGA-O2A
11	V5	201	CYC	CAA-CBA-CGA-O2A
11	C6	202	CYC	CAA-CBA-CGA-O2A
11	E6	202	CYC	CAA-CBA-CGA-O2A
11	G6	201	CYC	CAA-CBA-CGA-O2A
11	I6	202	CYC	CAA-CBA-CGA-O2A
11	M6	202	CYC	CAA-CBA-CGA-O2A
11	P6	202	CYC	CAA-CBA-CGA-O2A
11	T6	201	CYC	CAA-CBA-CGA-O2A
11	X6	202	CYC	CAA-CBA-CGA-O2A
11	Z6	202	CYC	CAA-CBA-CGA-O2A
11	T7	1001	CYC	CAD-CBD-CGD-O1D
11	C8	201	CYC	CAA-CBA-CGA-O2A
11	E8	202	CYC	CAA-CBA-CGA-O2A
11	I8	202	CYC	CAA-CBA-CGA-O2A
11	L8	202	CYC	CAA-CBA-CGA-O2A
11	P8	202	CYC	CAA-CBA-CGA-O2A
11	T8	202	CYC	CAA-CBA-CGA-O2A
11	X8	202	CYC	CAA-CBA-CGA-O2A
11	Z8	202	CYC	CAA-CBA-CGA-O2A
11	V2	202	CYC	CAA-CBA-CGA-O2A
11	F4	201	CYC	CAA-CBA-CGA-O2A
11	T4	202	CYC	CAA-CBA-CGA-O2A
11	V4	202	CYC	CAA-CBA-CGA-O2A
11	V6	202	CYC	CAA-CBA-CGA-O2A
11	F8	201	CYC	CAA-CBA-CGA-O2A
11	V8	202	CYC	CAA-CBA-CGA-O2A
11	B2	201	CYC	CAD-CBD-CGD-O2D
11	E2	203	CYC	CAD-CBD-CGD-O2D
11	H2	201	CYC	CAD-CBD-CGD-O2D
11	I2	203	CYC	CAD-CBD-CGD-O2D
11	Q2	201	CYC	CAD-CBD-CGD-O2D
11	W2	201	CYC	CAD-CBD-CGD-O2D
11	X2	203	CYC	CAD-CBD-CGD-O2D

Continued on next page...

Continued from previous page...

Mol	Chain	Res	Type	Atoms
11	Z2	201	CYC	CAD-CBD-CGD-O2D
11	B6	201	CYC	CAD-CBD-CGD-O2D
11	H6	201	CYC	CAD-CBD-CGD-O2D
11	J6	201	CYC	CAD-CBD-CGD-O2D
11	Q6	201	CYC	CAD-CBD-CGD-O2D
11	U6	201	CYC	CAD-CBD-CGD-O2D
11	W6	201	CYC	CAD-CBD-CGD-O2D
11	D2	201	CYC	CAD-CBD-CGD-O2D
11	K2	203	CYC	CAD-CBD-CGD-O2D
11	S2	201	CYC	CAD-CBD-CGD-O2D
11	T2	201	CYC	CAD-CBD-CGD-O2D
11	C6	203	CYC	CAD-CBD-CGD-O2D
11	F6	201	CYC	CAD-CBD-CGD-O2D
11	L6	201	CYC	CAD-CBD-CGD-O2D
11	O6	201	CYC	CAD-CBD-CGD-O2D
11	R6	202	CYC	CAD-CBD-CGD-O2D
11	Y6	201	CYC	CAD-CBD-CGD-O2D
11	X7	1001	CYC	CAA-CBA-CGA-O2A
11	03	901	CYC	CAA-CBA-CGA-O1A
11	A7	1001	CYC	CAA-CBA-CGA-O2A
11	C7	1001	CYC	CAA-CBA-CGA-O2A
11	E7	1001	CYC	CAA-CBA-CGA-O2A
11	H7	1001	CYC	CAA-CBA-CGA-O2A
11	J7	1001	CYC	CAA-CBA-CGA-O2A
11	L7	1001	CYC	CAA-CBA-CGA-O2A
11	O7	1001	CYC	CAA-CBA-CGA-O2A
11	Q7	1001	CYC	CAA-CBA-CGA-O2A
11	V7	1001	CYC	CAA-CBA-CGA-O2A
11	Z7	1001	CYC	CAA-CBA-CGA-O2A
11	03	901	CYC	CAA-CBA-CGA-O2A
11	13	901	CYC	CAA-CBA-CGA-O1A
11	13	901	CYC	CAA-CBA-CGA-O2A
11	O4	201	CYC	CAA-CBA-CGA-O2A
11	S7	1001	CYC	CAA-CBA-CGA-O2A
11	S4	201	CYC	CAA-CBA-CGA-O2A
11	Y4	201	CYC	CAA-CBA-CGA-O2A
11	G2	201	CYC	CAA-CBA-CGA-O1A
11	K2	202	CYC	CAA-CBA-CGA-O1A
11	M2	202	CYC	CAA-CBA-CGA-O1A
11	R2	201	CYC	CAA-CBA-CGA-O1A
11	C4	201	CYC	CAA-CBA-CGA-O1A
11	F4	201	CYC	CAA-CBA-CGA-O1A

Continued on next page...

Continued from previous page...

Mol	Chain	Res	Type	Atoms
11	I4	202	CYC	CAA-CBA-CGA-O1A
11	K4	202	CYC	CAA-CBA-CGA-O1A
11	L4	202	CYC	CAA-CBA-CGA-O1A
11	G6	201	CYC	CAA-CBA-CGA-O1A
11	K6	202	CYC	CAA-CBA-CGA-O1A
11	M6	202	CYC	CAA-CBA-CGA-O1A
11	R6	201	CYC	CAA-CBA-CGA-O1A
11	C8	201	CYC	CAA-CBA-CGA-O1A
11	F8	201	CYC	CAA-CBA-CGA-O1A
11	K8	202	CYC	CAA-CBA-CGA-O1A
11	L8	202	CYC	CAA-CBA-CGA-O1A
11	C2	202	CYC	CAA-CBA-CGA-O1A
11	G3	1001	CYC	CAA-CBA-CGA-O2A
11	I3	1001	CYC	CAA-CBA-CGA-O2A
11	K3	1001	CYC	CAA-CBA-CGA-O2A
11	N3	1001	CYC	CAA-CBA-CGA-O2A
11	P3	1001	CYC	CAA-CBA-CGA-O2A
11	R3	1001	CYC	CAA-CBA-CGA-O2A
11	T3	1001	CYC	CAA-CBA-CGA-O2A
11	X3	1001	CYC	CAA-CBA-CGA-O2A
11	Z3	1001	CYC	CAA-CBA-CGA-O2A
11	b3	1001	CYC	CAA-CBA-CGA-O2A
11	d3	1001	CYC	CAA-CBA-CGA-O2A
11	f3	1001	CYC	CAA-CBA-CGA-O2A
11	i3	1001	CYC	CAA-CBA-CGA-O2A
11	k3	1001	CYC	CAA-CBA-CGA-O2A
11	o3	1001	CYC	CAA-CBA-CGA-O2A
11	q3	1001	CYC	CAA-CBA-CGA-O2A
11	s3	1001	CYC	CAA-CBA-CGA-O2A
11	u3	1001	CYC	CAA-CBA-CGA-O2A
11	w3	1001	CYC	CAA-CBA-CGA-O2A
11	y3	1001	CYC	CAA-CBA-CGA-O2A
11	G4	201	CYC	CAA-CBA-CGA-O2A
11	L4	201	CYC	CAA-CBA-CGA-O2A
11	P4	202	CYC	CAA-CBA-CGA-O1A
11	P4	203	CYC	CAA-CBA-CGA-O2A
11	W4	201	CYC	CAA-CBA-CGA-O2A
11	C6	202	CYC	CAA-CBA-CGA-O1A
11	L8	201	CYC	CAA-CBA-CGA-O2A
11	O8	201	CYC	CAA-CBA-CGA-O2A
11	U8	201	CYC	CAA-CBA-CGA-O2A
11	Y8	201	CYC	CAA-CBA-CGA-O2A

Continued on next page...

Continued from previous page...

Mol	Chain	Res	Type	Atoms
11	E2	202	CYC	CAA-CBA-CGA-O1A
11	I2	202	CYC	CAA-CBA-CGA-O1A
11	P2	202	CYC	CAA-CBA-CGA-O1A
11	T2	202	CYC	CAA-CBA-CGA-O1A
11	V2	202	CYC	CAA-CBA-CGA-O1A
11	X2	202	CYC	CAA-CBA-CGA-O1A
11	Z2	203	CYC	CAA-CBA-CGA-O1A
11	Q3	1001	CYC	CAA-CBA-CGA-O2A
11	g3	1001	CYC	CAA-CBA-CGA-O2A
11	D4	201	CYC	CAA-CBA-CGA-O2A
11	E4	202	CYC	CAA-CBA-CGA-O1A
11	E4	203	CYC	CAA-CBA-CGA-O2A
11	I4	203	CYC	CAA-CBA-CGA-O2A
11	M4	201	CYC	CAA-CBA-CGA-O2A
11	R4	201	CYC	CAA-CBA-CGA-O1A
11	U4	201	CYC	CAA-CBA-CGA-O2A
11	V4	202	CYC	CAA-CBA-CGA-O1A
11	X4	202	CYC	CAA-CBA-CGA-O1A
11	Z4	202	CYC	CAA-CBA-CGA-O1A
11	E6	202	CYC	CAA-CBA-CGA-O1A
11	I6	202	CYC	CAA-CBA-CGA-O1A
11	P6	202	CYC	CAA-CBA-CGA-O1A
11	T6	201	CYC	CAA-CBA-CGA-O1A
11	V6	202	CYC	CAA-CBA-CGA-O1A
11	X6	202	CYC	CAA-CBA-CGA-O1A
11	Z6	202	CYC	CAA-CBA-CGA-O1A
11	F7	1001	CYC	CAA-CBA-CGA-O2A
11	K7	1001	CYC	CAA-CBA-CGA-O2A
11	M7	1001	CYC	CAA-CBA-CGA-O2A
11	T7	1001	CYC	CAA-CBA-CGA-O2A
11	Y7	1001	CYC	CAA-CBA-CGA-O2A
11	D8	201	CYC	CAA-CBA-CGA-O2A
11	E8	202	CYC	CAA-CBA-CGA-O1A
11	E8	203	CYC	CAA-CBA-CGA-O2A
11	G8	201	CYC	CAA-CBA-CGA-O2A
11	I8	202	CYC	CAA-CBA-CGA-O1A
11	I8	203	CYC	CAA-CBA-CGA-O2A
11	M8	201	CYC	CAA-CBA-CGA-O2A
11	P8	202	CYC	CAA-CBA-CGA-O1A
11	P8	203	CYC	CAA-CBA-CGA-O2A
11	R8	201	CYC	CAA-CBA-CGA-O1A
11	S8	201	CYC	CAA-CBA-CGA-O2A

Continued on next page...

Continued from previous page...

Mol	Chain	Res	Type	Atoms
11	V8	202	CYC	CAA-CBA-CGA-O1A
11	W8	201	CYC	CAA-CBA-CGA-O2A
11	Z8	202	CYC	CAA-CBA-CGA-O1A
11	g3	1001	CYC	CAA-CBA-CGA-O1A
11	T4	202	CYC	CAA-CBA-CGA-O1A
11	B7	1001	CYC	CAA-CBA-CGA-O2A
11	D7	1001	CYC	CAA-CBA-CGA-O2A
11	I7	1001	CYC	CAA-CBA-CGA-O2A
11	P7	1001	CYC	CAA-CBA-CGA-O2A
11	R7	1001	CYC	CAA-CBA-CGA-O2A
11	W7	1001	CYC	CAA-CBA-CGA-O2A
11	a7	1001	CYC	CAA-CBA-CGA-O2A
11	X8	202	CYC	CAA-CBA-CGA-O1A
11	Q3	1001	CYC	CAA-CBA-CGA-O1A
11	T8	202	CYC	CAA-CBA-CGA-O1A
11	E4	201	CYC	CAA-CBA-CGA-O2A
11	G4	202	CYC	CAA-CBA-CGA-O2A
11	M4	202	CYC	CAA-CBA-CGA-O2A
11	V4	201	CYC	CAA-CBA-CGA-O2A
11	X4	201	CYC	CAA-CBA-CGA-O2A
11	I7	1001	CYC	CAA-CBA-CGA-O1A
11	K7	1001	CYC	CAA-CBA-CGA-O1A
11	M7	1001	CYC	CAA-CBA-CGA-O1A
11	P7	1001	CYC	CAA-CBA-CGA-O1A
11	R7	1001	CYC	CAA-CBA-CGA-O1A
11	a7	1001	CYC	CAA-CBA-CGA-O1A
11	E8	201	CYC	CAA-CBA-CGA-O2A
11	G8	202	CYC	CAA-CBA-CGA-O2A
11	M8	202	CYC	CAA-CBA-CGA-O2A
11	T8	201	CYC	CAA-CBA-CGA-O2A
11	V8	201	CYC	CAA-CBA-CGA-O2A
11	X8	201	CYC	CAA-CBA-CGA-O2A
11	V2	202	CYC	CAD-CBD-CGD-O2D
11	G3	1001	CYC	CAA-CBA-CGA-O1A
11	I3	1001	CYC	CAA-CBA-CGA-O1A
11	K3	1001	CYC	CAA-CBA-CGA-O1A
11	N3	1001	CYC	CAA-CBA-CGA-O1A
11	P3	1001	CYC	CAA-CBA-CGA-O1A
11	R3	1001	CYC	CAA-CBA-CGA-O1A
11	T3	1001	CYC	CAA-CBA-CGA-O1A
11	X3	1001	CYC	CAA-CBA-CGA-O1A
11	Z3	1001	CYC	CAA-CBA-CGA-O1A

Continued on next page...

Continued from previous page...

Mol	Chain	Res	Type	Atoms
11	b3	1001	CYC	CAA-CBA-CGA-O1A
11	d3	1001	CYC	CAA-CBA-CGA-O1A
11	f3	1001	CYC	CAA-CBA-CGA-O1A
11	i3	1001	CYC	CAA-CBA-CGA-O1A
11	k3	1001	CYC	CAA-CBA-CGA-O1A
11	o3	1001	CYC	CAA-CBA-CGA-O1A
11	q3	1001	CYC	CAA-CBA-CGA-O1A
11	s3	1001	CYC	CAA-CBA-CGA-O1A
11	u3	1001	CYC	CAA-CBA-CGA-O1A
11	w3	1001	CYC	CAA-CBA-CGA-O1A
11	y3	1001	CYC	CAA-CBA-CGA-O1A
11	I4	201	CYC	CAA-CBA-CGA-O2A
11	K4	201	CYC	CAA-CBA-CGA-O1A
11	N4	301	CYC	CAA-CBA-CGA-O1A
11	N4	301	CYC	CAA-CBA-CGA-O2A
11	P4	201	CYC	CAA-CBA-CGA-O2A
11	T4	201	CYC	CAA-CBA-CGA-O2A
11	X4	201	CYC	CAA-CBA-CGA-O1A
11	Z4	201	CYC	CAA-CBA-CGA-O1A
11	Z4	201	CYC	CAA-CBA-CGA-O2A
11	V6	202	CYC	CAD-CBD-CGD-O2D
11	B7	1001	CYC	CAA-CBA-CGA-O1A
11	D7	1001	CYC	CAA-CBA-CGA-O1A
11	F7	1001	CYC	CAA-CBA-CGA-O1A
11	T7	1001	CYC	CAA-CBA-CGA-O1A
11	W7	1001	CYC	CAA-CBA-CGA-O1A
11	Y7	1001	CYC	CAA-CBA-CGA-O1A
11	A8	301	CYC	CAA-CBA-CGA-O1A
11	E8	201	CYC	CAA-CBA-CGA-O1A
11	G8	202	CYC	CAA-CBA-CGA-O1A
11	I8	201	CYC	CAA-CBA-CGA-O1A
11	I8	201	CYC	CAA-CBA-CGA-O2A
11	K8	201	CYC	CAA-CBA-CGA-O1A
11	K8	201	CYC	CAA-CBA-CGA-O2A
11	M8	202	CYC	CAA-CBA-CGA-O1A
11	N8	301	CYC	CAA-CBA-CGA-O1A
11	N8	301	CYC	CAA-CBA-CGA-O2A
11	P8	201	CYC	CAA-CBA-CGA-O2A
11	P8	202	CYC	CAD-CBD-CGD-O2D
11	T8	201	CYC	CAA-CBA-CGA-O1A
11	Z8	201	CYC	CAA-CBA-CGA-O1A
11	Z8	201	CYC	CAA-CBA-CGA-O2A

Continued on next page...

Continued from previous page...

Mol	Chain	Res	Type	Atoms
11	A4	301	CYC	CAA-CBA-CGA-O2A
11	E4	201	CYC	CAA-CBA-CGA-O1A
11	I4	201	CYC	CAA-CBA-CGA-O1A
11	K4	201	CYC	CAA-CBA-CGA-O2A
11	T4	201	CYC	CAA-CBA-CGA-O1A
11	V4	201	CYC	CAA-CBA-CGA-O1A
11	A8	301	CYC	CAA-CBA-CGA-O2A
11	P8	201	CYC	CAA-CBA-CGA-O1A
11	G2	201	CYC	CAD-CBD-CGD-O2D
11	I2	202	CYC	CAD-CBD-CGD-O2D
11	P2	202	CYC	CAD-CBD-CGD-O2D
11	T2	202	CYC	CAD-CBD-CGD-O2D
11	X2	202	CYC	CAD-CBD-CGD-O2D
11	A4	301	CYC	CAA-CBA-CGA-O1A
11	F4	201	CYC	CAD-CBD-CGD-O2D
11	G4	202	CYC	CAA-CBA-CGA-O1A
11	I4	202	CYC	CAD-CBD-CGD-O2D
11	K4	202	CYC	CAD-CBD-CGD-O2D
11	L4	202	CYC	CAD-CBD-CGD-O2D
11	M4	202	CYC	CAA-CBA-CGA-O1A
11	P4	201	CYC	CAA-CBA-CGA-O1A
11	P4	202	CYC	CAD-CBD-CGD-O2D
11	T4	202	CYC	CAD-CBD-CGD-O1D
11	V4	202	CYC	CAD-CBD-CGD-O2D
11	X4	202	CYC	CAD-CBD-CGD-O2D
11	E6	202	CYC	CAD-CBD-CGD-O2D
11	G6	201	CYC	CAD-CBD-CGD-O2D
11	I6	202	CYC	CAD-CBD-CGD-O2D
11	K6	202	CYC	CAD-CBD-CGD-O2D
11	M6	202	CYC	CAD-CBD-CGD-O2D
11	P6	202	CYC	CAD-CBD-CGD-O2D
11	T6	201	CYC	CAD-CBD-CGD-O2D
11	X6	202	CYC	CAD-CBD-CGD-O2D
11	A7	1001	CYC	CAA-CBA-CGA-O1A
11	C7	1001	CYC	CAA-CBA-CGA-O1A
11	E7	1001	CYC	CAA-CBA-CGA-O1A
11	H7	1001	CYC	CAA-CBA-CGA-O1A
11	J7	1001	CYC	CAA-CBA-CGA-O1A
11	L7	1001	CYC	CAA-CBA-CGA-O1A
11	O7	1001	CYC	CAA-CBA-CGA-O1A
11	Q7	1001	CYC	CAA-CBA-CGA-O1A
11	S7	1001	CYC	CAA-CBA-CGA-O1A

Continued on next page...

Continued from previous page...

Mol	Chain	Res	Type	Atoms
11	V7	1001	CYC	CAA-CBA-CGA-O1A
11	X7	1001	CYC	CAA-CBA-CGA-O1A
11	Z7	1001	CYC	CAA-CBA-CGA-O1A
11	F8	201	CYC	CAD-CBD-CGD-O2D
11	I8	202	CYC	CAD-CBD-CGD-O2D
11	K8	202	CYC	CAD-CBD-CGD-O2D
11	T8	202	CYC	CAD-CBD-CGD-O2D
11	V8	201	CYC	CAA-CBA-CGA-O1A
11	V8	202	CYC	CAD-CBD-CGD-O2D
11	X8	201	CYC	CAA-CBA-CGA-O1A
11	X8	202	CYC	CAD-CBD-CGD-O2D
11	C2	202	CYC	CAD-CBD-CGD-O1D
11	C2	202	CYC	CAD-CBD-CGD-O2D
11	E2	202	CYC	CAD-CBD-CGD-O1D
11	E2	202	CYC	CAD-CBD-CGD-O2D
11	G2	201	CYC	CAD-CBD-CGD-O1D
11	I2	202	CYC	CAD-CBD-CGD-O1D
11	K2	202	CYC	CAD-CBD-CGD-O1D
11	K2	202	CYC	CAD-CBD-CGD-O2D
11	M2	202	CYC	CAD-CBD-CGD-O1D
11	M2	202	CYC	CAD-CBD-CGD-O2D
11	P2	202	CYC	CAD-CBD-CGD-O1D
11	R2	201	CYC	CAD-CBD-CGD-O1D
11	R2	201	CYC	CAD-CBD-CGD-O2D
11	T2	202	CYC	CAD-CBD-CGD-O1D
11	V2	202	CYC	CAD-CBD-CGD-O1D
11	X2	202	CYC	CAD-CBD-CGD-O1D
11	Z2	203	CYC	CAD-CBD-CGD-O1D
11	Z2	203	CYC	CAD-CBD-CGD-O2D
11	C4	201	CYC	CAD-CBD-CGD-O1D
11	C4	201	CYC	CAD-CBD-CGD-O2D
11	D4	201	CYC	CAA-CBA-CGA-O1A
11	E4	202	CYC	CAD-CBD-CGD-O1D
11	E4	202	CYC	CAD-CBD-CGD-O2D
11	F4	201	CYC	CAD-CBD-CGD-O1D
11	G4	201	CYC	CAA-CBA-CGA-O1A
11	I4	202	CYC	CAD-CBD-CGD-O1D
11	I4	203	CYC	CAA-CBA-CGA-O1A
11	K4	202	CYC	CAD-CBD-CGD-O1D
11	L4	201	CYC	CAA-CBA-CGA-O1A
11	L4	202	CYC	CAD-CBD-CGD-O1D
11	M4	201	CYC	CAA-CBA-CGA-O1A

Continued on next page...

Continued from previous page...

Mol	Chain	Res	Type	Atoms
11	O4	201	CYC	CAA-CBA-CGA-O1A
11	P4	202	CYC	CAD-CBD-CGD-O1D
11	P4	203	CYC	CAA-CBA-CGA-O1A
11	R4	201	CYC	CAD-CBD-CGD-O1D
11	R4	201	CYC	CAD-CBD-CGD-O2D
11	S4	201	CYC	CAA-CBA-CGA-O1A
11	T4	202	CYC	CAD-CBD-CGD-O2D
11	U4	201	CYC	CAA-CBA-CGA-O1A
11	V4	202	CYC	CAD-CBD-CGD-O1D
11	W4	201	CYC	CAA-CBA-CGA-O1A
11	X4	202	CYC	CAD-CBD-CGD-O1D
11	Y4	201	CYC	CAA-CBA-CGA-O1A
11	Z4	202	CYC	CAD-CBD-CGD-O1D
11	Z4	202	CYC	CAD-CBD-CGD-O2D
11	C6	202	CYC	CAD-CBD-CGD-O1D
11	C6	202	CYC	CAD-CBD-CGD-O2D
11	E6	202	CYC	CAD-CBD-CGD-O1D
11	G6	201	CYC	CAD-CBD-CGD-O1D
11	I6	202	CYC	CAD-CBD-CGD-O1D
11	K6	202	CYC	CAD-CBD-CGD-O1D
11	M6	202	CYC	CAD-CBD-CGD-O1D
11	P6	202	CYC	CAD-CBD-CGD-O1D
11	R6	201	CYC	CAD-CBD-CGD-O1D
11	R6	201	CYC	CAD-CBD-CGD-O2D
11	T6	201	CYC	CAD-CBD-CGD-O1D
11	V6	202	CYC	CAD-CBD-CGD-O1D
11	X6	202	CYC	CAD-CBD-CGD-O1D
11	Z6	202	CYC	CAD-CBD-CGD-O1D
11	Z6	202	CYC	CAD-CBD-CGD-O2D
11	C8	201	CYC	CAD-CBD-CGD-O1D
11	C8	201	CYC	CAD-CBD-CGD-O2D
11	D8	201	CYC	CAA-CBA-CGA-O1A
11	E8	202	CYC	CAD-CBD-CGD-O1D
11	E8	202	CYC	CAD-CBD-CGD-O2D
11	E8	203	CYC	CAA-CBA-CGA-O1A
11	F8	201	CYC	CAD-CBD-CGD-O1D
11	G8	201	CYC	CAA-CBA-CGA-O1A
11	I8	202	CYC	CAD-CBD-CGD-O1D
11	I8	203	CYC	CAA-CBA-CGA-O1A
11	K8	202	CYC	CAD-CBD-CGD-O1D
11	L8	201	CYC	CAA-CBA-CGA-O1A
11	L8	202	CYC	CAD-CBD-CGD-O1D

Continued on next page...

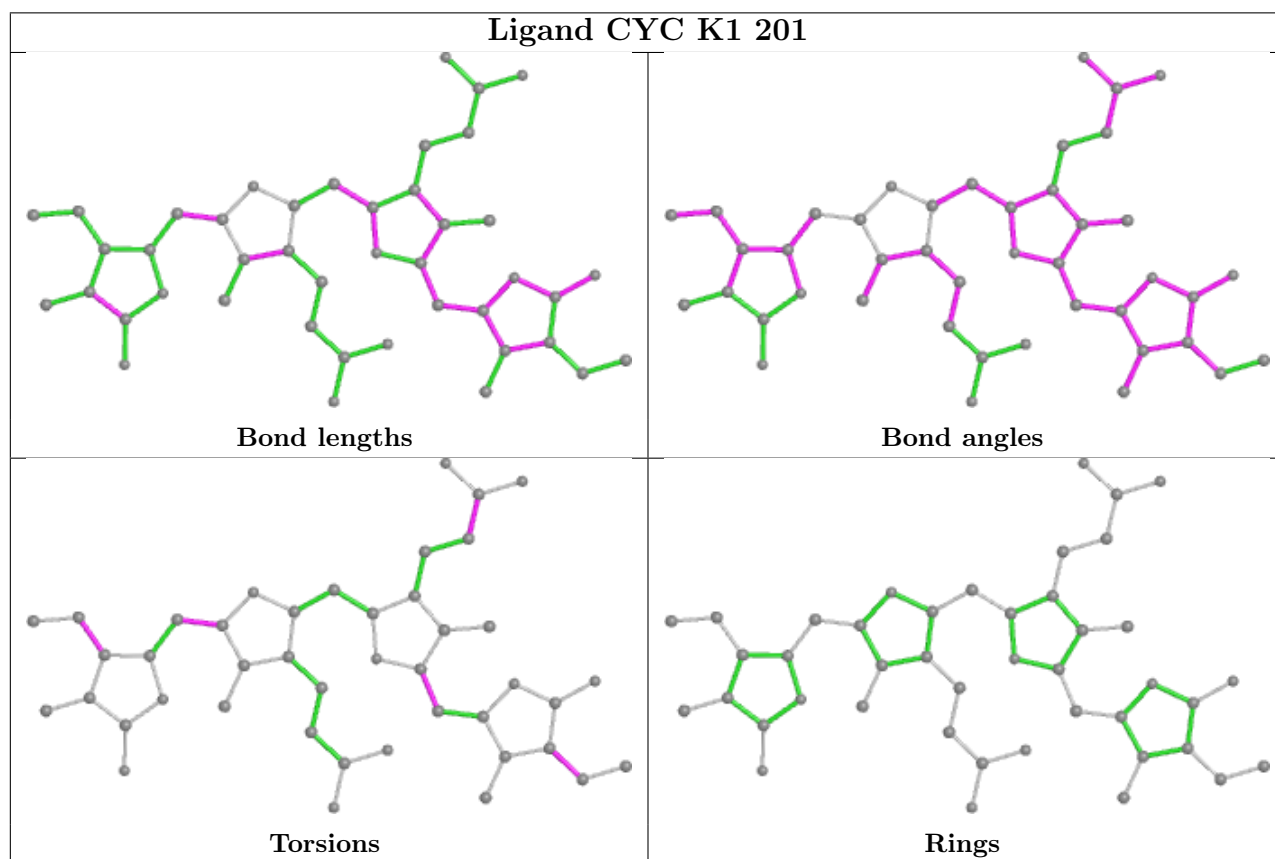
Continued from previous page...

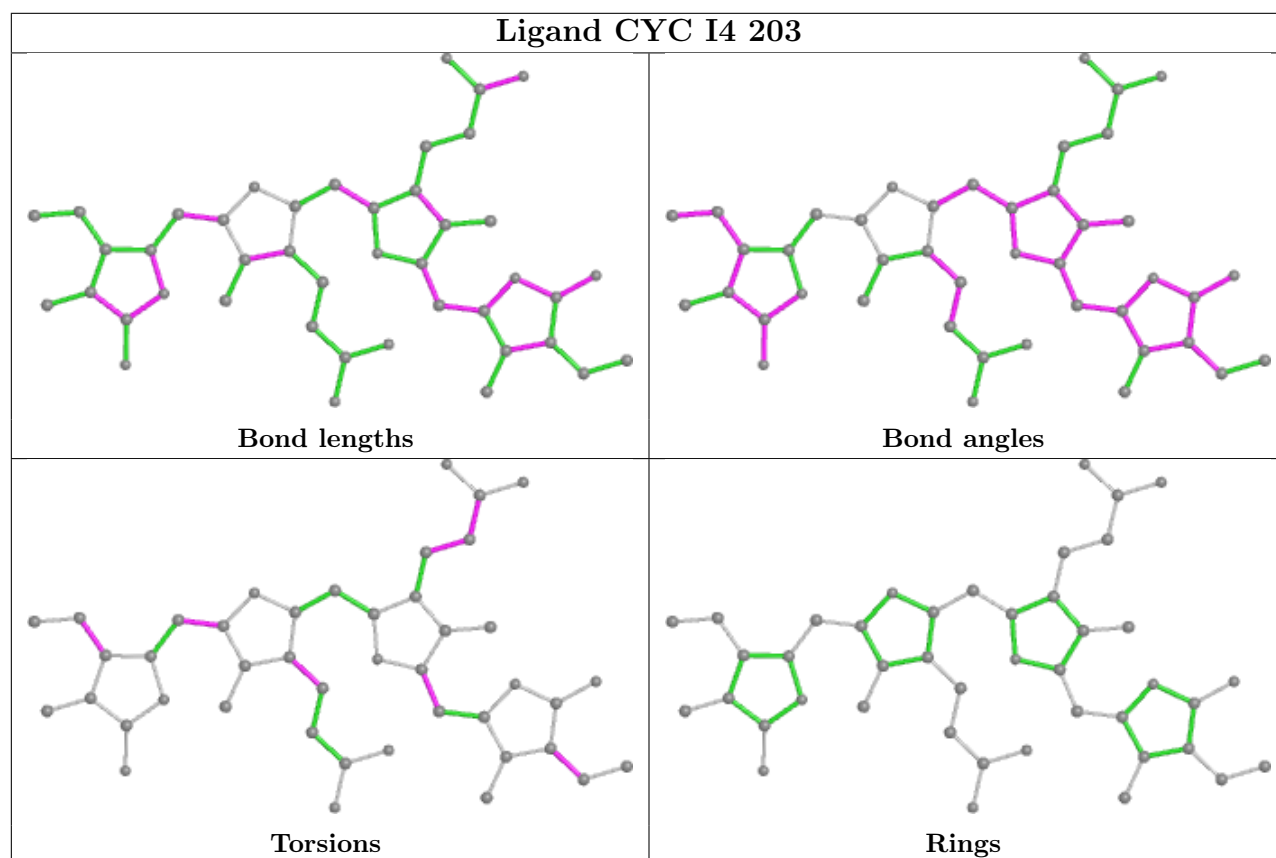
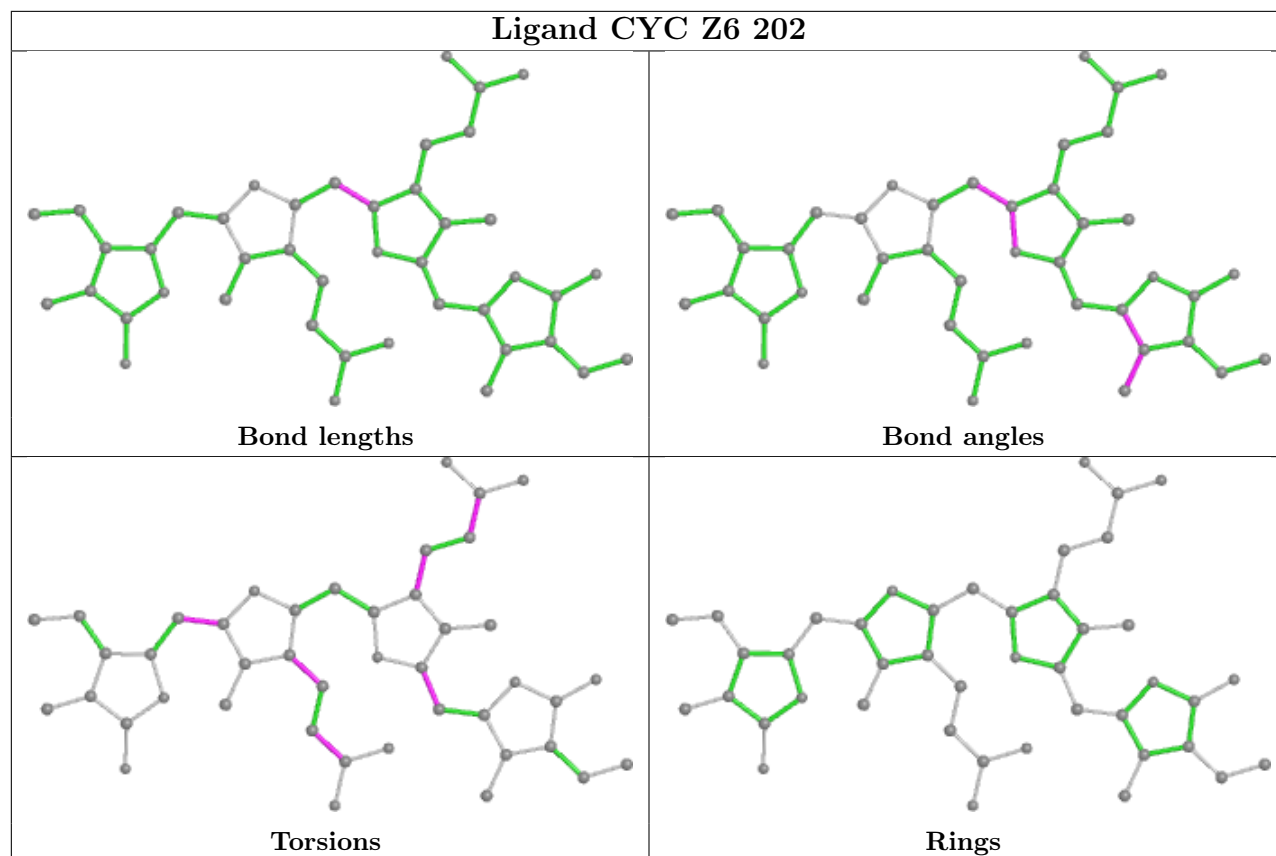
Mol	Chain	Res	Type	Atoms
11	L8	202	CYC	CAD-CBD-CGD-O2D
11	M8	201	CYC	CAA-CBA-CGA-O1A
11	O8	201	CYC	CAA-CBA-CGA-O1A
11	P8	202	CYC	CAD-CBD-CGD-O1D
11	P8	203	CYC	CAA-CBA-CGA-O1A
11	R8	201	CYC	CAD-CBD-CGD-O1D
11	R8	201	CYC	CAD-CBD-CGD-O2D
11	S8	201	CYC	CAA-CBA-CGA-O1A
11	T8	202	CYC	CAD-CBD-CGD-O1D
11	U8	201	CYC	CAA-CBA-CGA-O1A
11	V8	202	CYC	CAD-CBD-CGD-O1D
11	W8	201	CYC	CAA-CBA-CGA-O1A
11	X8	202	CYC	CAD-CBD-CGD-O1D
11	Y8	201	CYC	CAA-CBA-CGA-O1A
11	Z8	202	CYC	CAD-CBD-CGD-O1D
11	Z8	202	CYC	CAD-CBD-CGD-O2D
11	E4	203	CYC	CAA-CBA-CGA-O1A
11	J5	201	CYC	CAD-CBD-CGD-O2D
11	B1	201	CYC	CAD-CBD-CGD-O2D
11	J1	201	CYC	CAD-CBD-CGD-O2D
11	L1	201	CYC	CAD-CBD-CGD-O2D
11	O1	201	CYC	CAD-CBD-CGD-O2D
11	Q1	201	CYC	CAD-CBD-CGD-O2D
11	S1	201	CYC	CAD-CBD-CGD-O2D
11	U1	201	CYC	CAD-CBD-CGD-O2D
11	V1	202	CYC	CAD-CBD-CGD-O2D
11	X1	203	CYC	CAD-CBD-CGD-O2D
11	F5	201	CYC	CAD-CBD-CGD-O2D
11	H5	201	CYC	CAD-CBD-CGD-O2D
11	L5	201	CYC	CAD-CBD-CGD-O2D
11	O5	201	CYC	CAD-CBD-CGD-O2D
11	U5	201	CYC	CAD-CBD-CGD-O2D
11	V5	202	CYC	CAD-CBD-CGD-O2D
11	X5	203	CYC	CAD-CBD-CGD-O2D
11	C1	202	CYC	CAD-CBD-CGD-O2D
11	F1	201	CYC	CAD-CBD-CGD-O2D
11	H1	201	CYC	CAD-CBD-CGD-O2D
11	B5	201	CYC	CAD-CBD-CGD-O2D
11	C5	202	CYC	CAD-CBD-CGD-O2D
11	Q5	201	CYC	CAD-CBD-CGD-O2D
11	S5	201	CYC	CAD-CBD-CGD-O2D

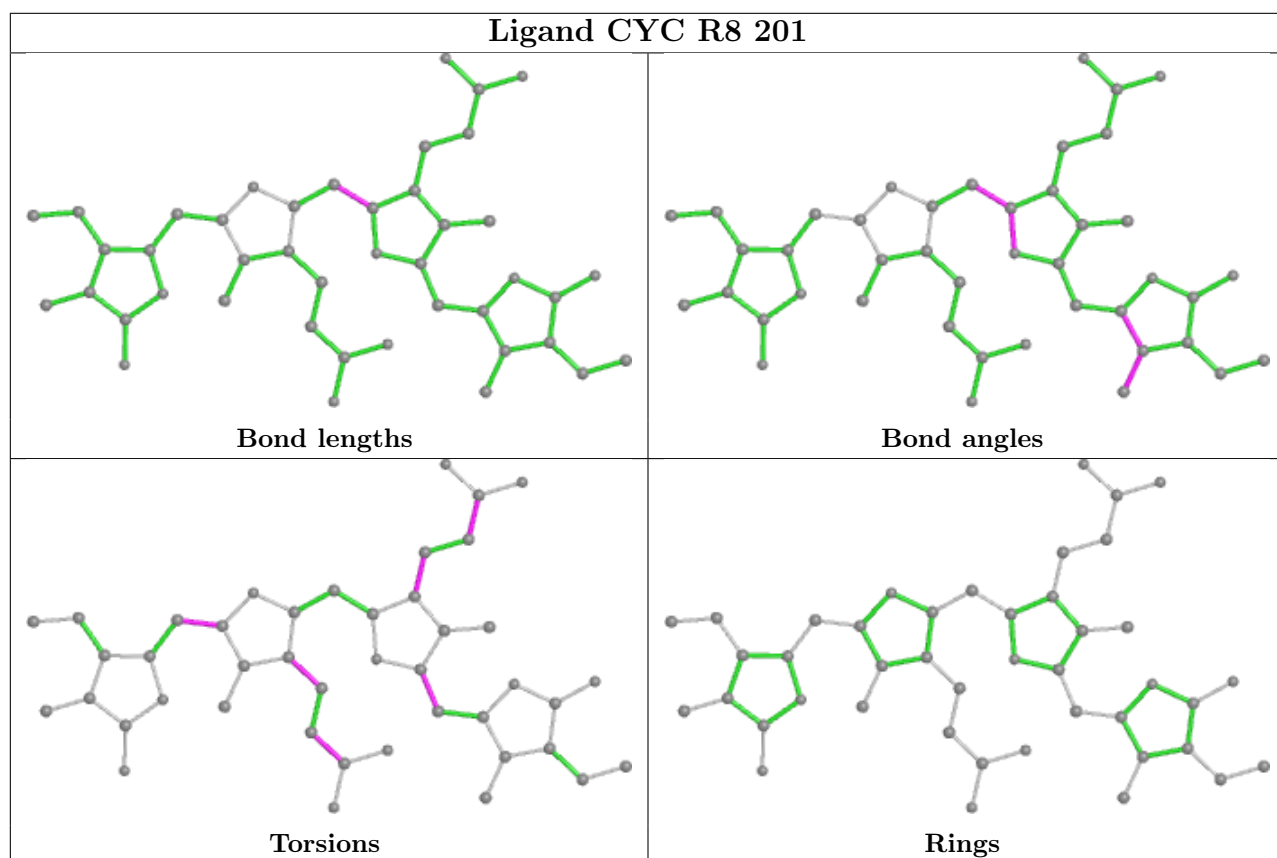
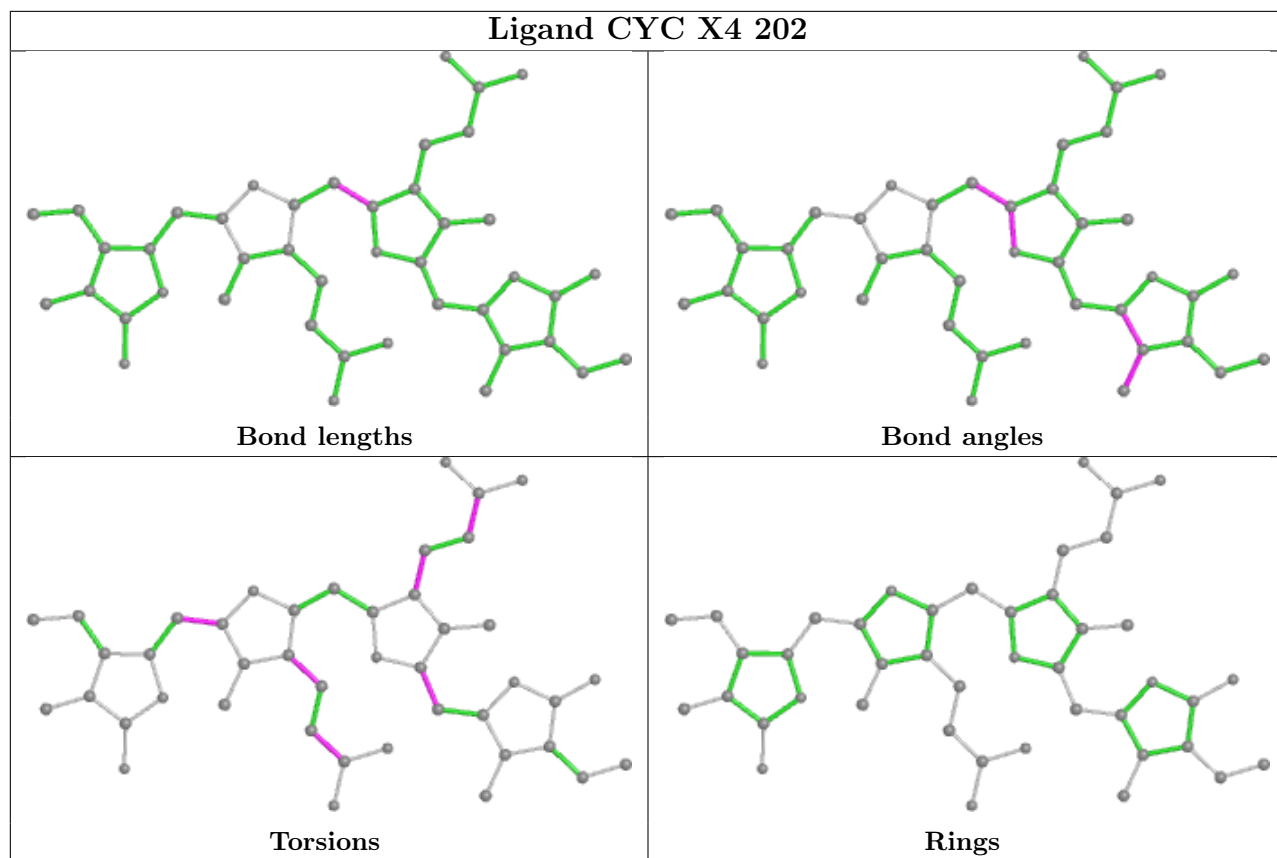
There are no ring outliers.

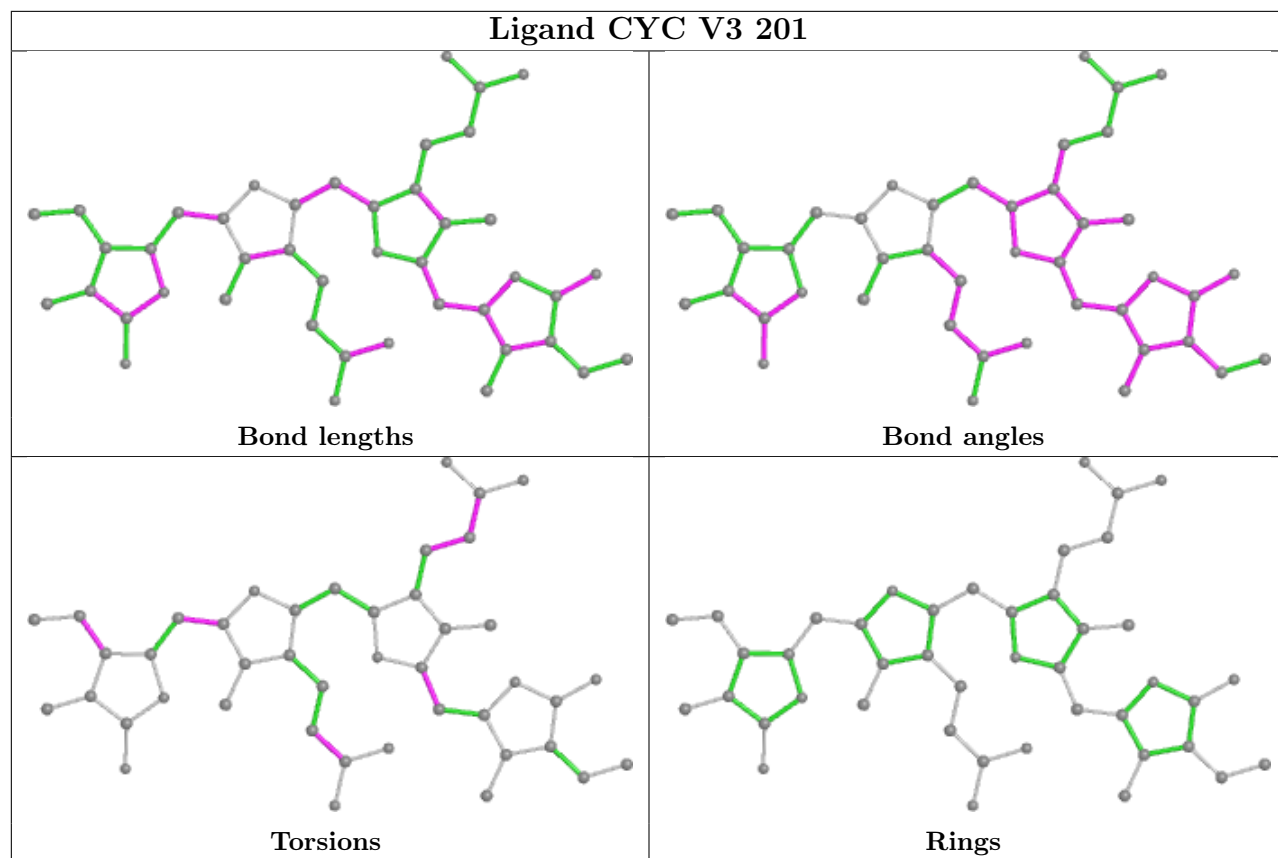
No monomer is involved in short contacts.

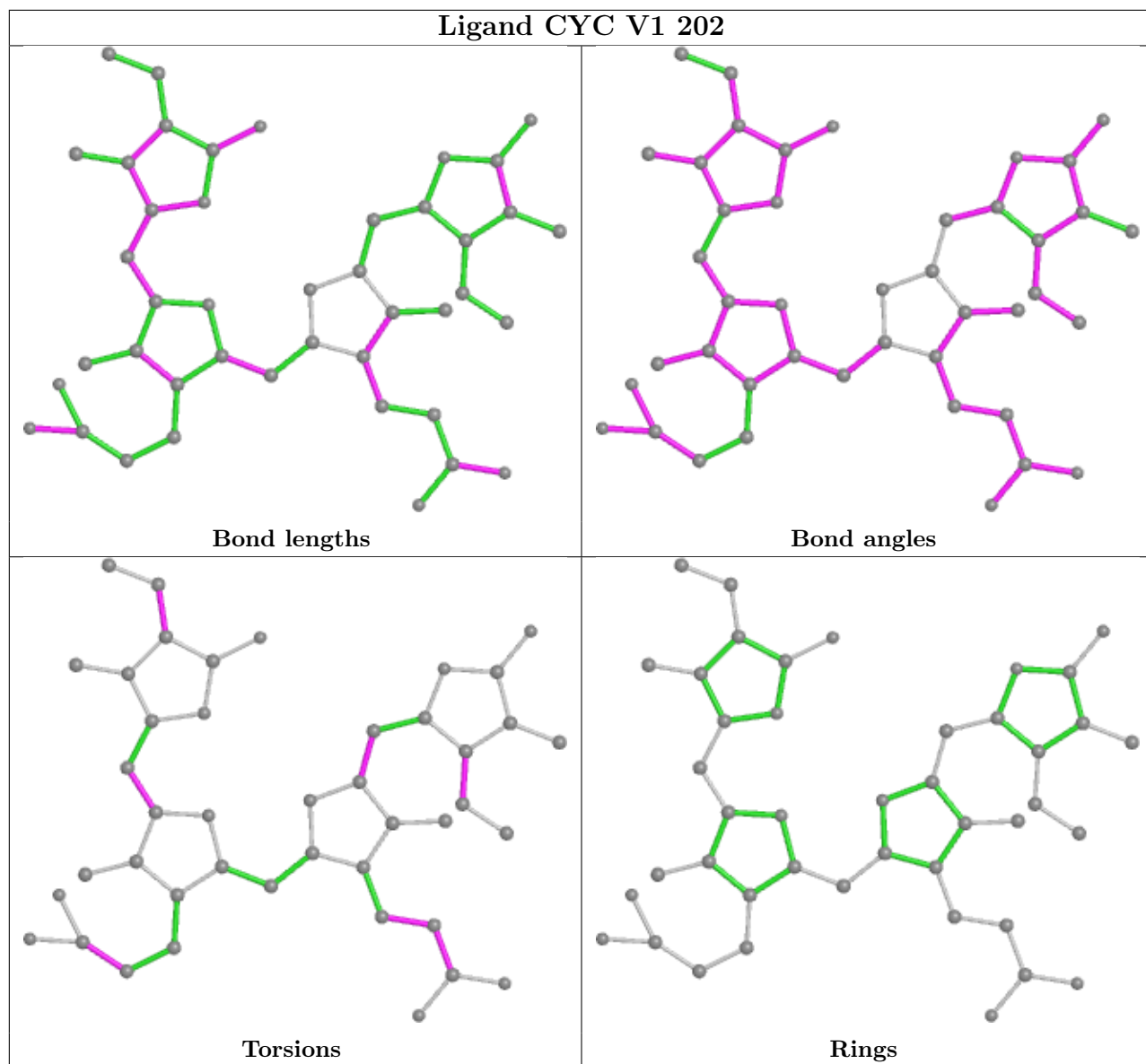
The following is a two-dimensional graphical depiction of Mogul quality analysis of bond lengths, bond angles, torsion angles, and ring geometry for all instances of the Ligand of Interest. In addition, ligands with molecular weight > 250 and outliers as shown on the validation Tables will also be included. For torsion angles, if less than 5% of the Mogul distribution of torsion angles is within 10 degrees of the torsion angle in question, then that torsion angle is considered an outlier. Any bond that is central to one or more torsion angles identified as an outlier by Mogul will be highlighted in the graph. For rings, the root-mean-square deviation (RMSD) between the ring in question and similar rings identified by Mogul is calculated over all ring torsion angles. If the average RMSD is greater than 60 degrees and the minimal RMSD between the ring in question and any Mogul-identified rings is also greater than 60 degrees, then that ring is considered an outlier. The outliers are highlighted in purple. The color gray indicates Mogul did not find sufficient equivalents in the CSD to analyse the geometry.

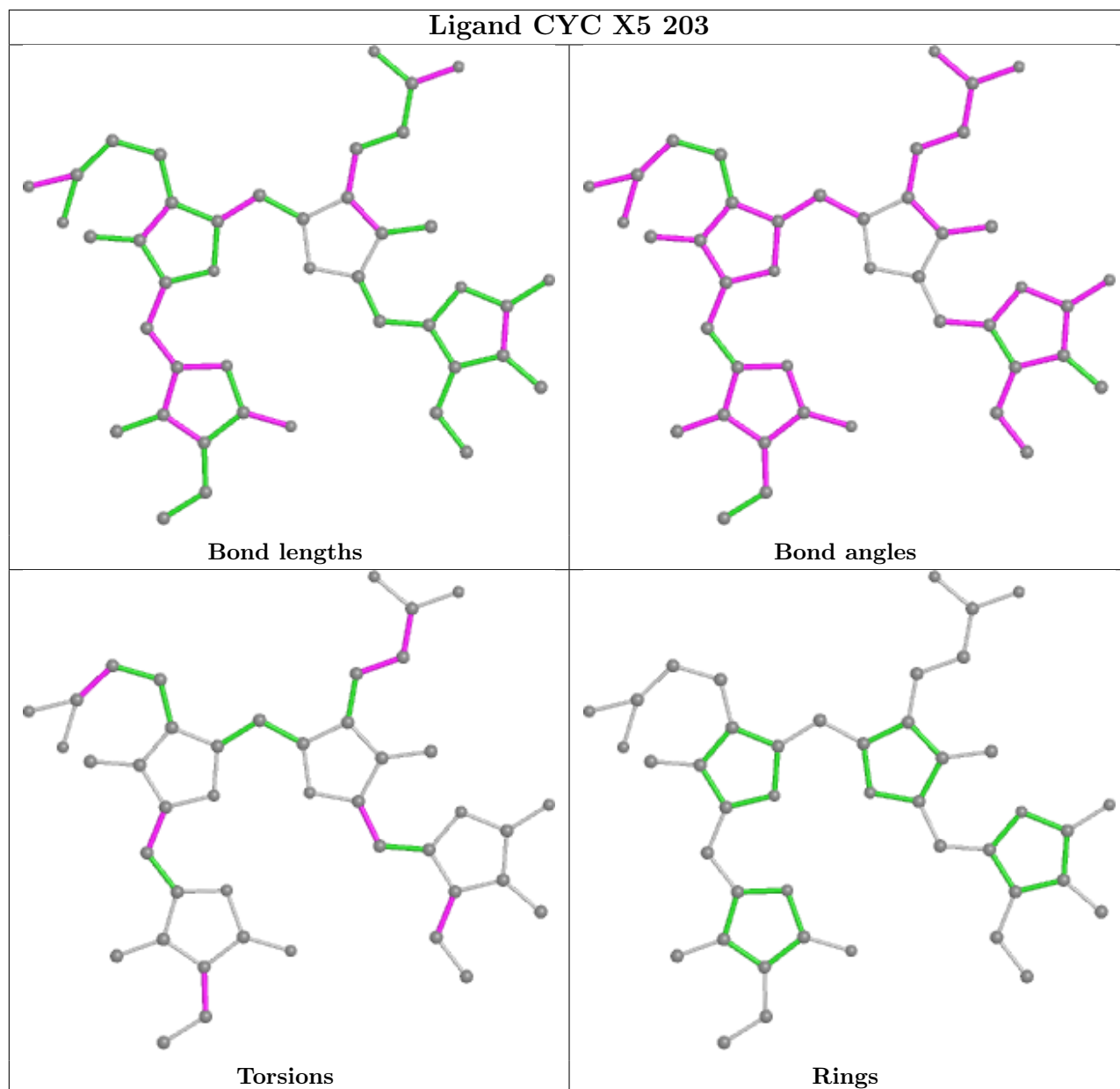


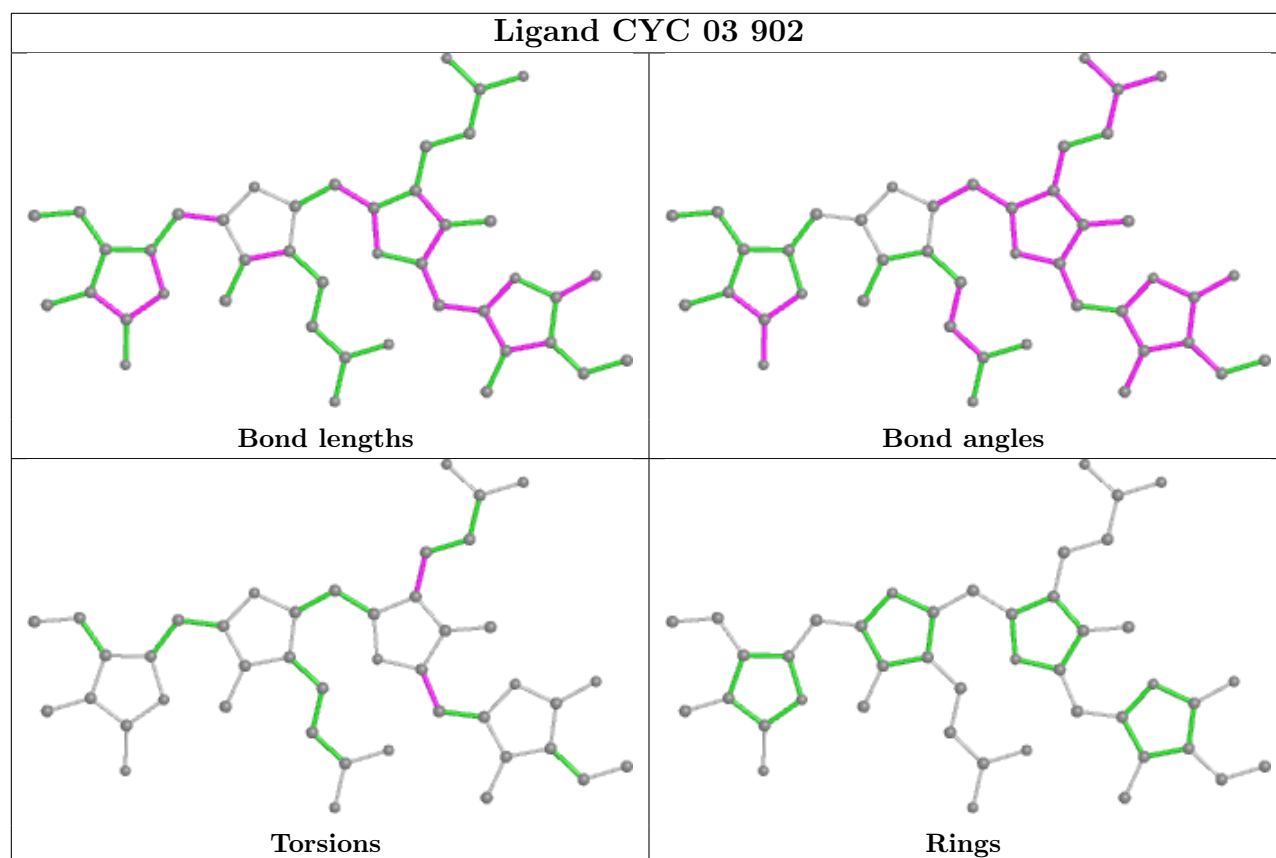
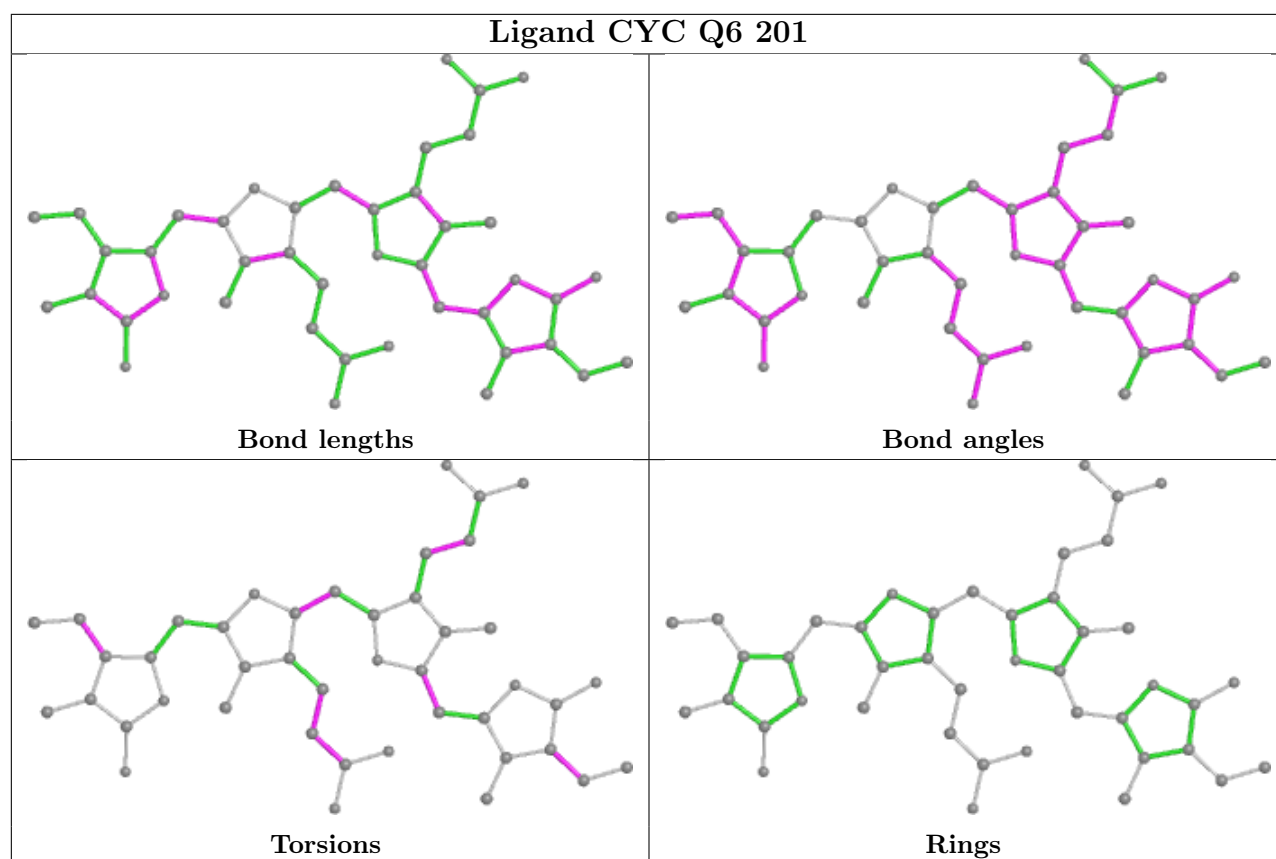


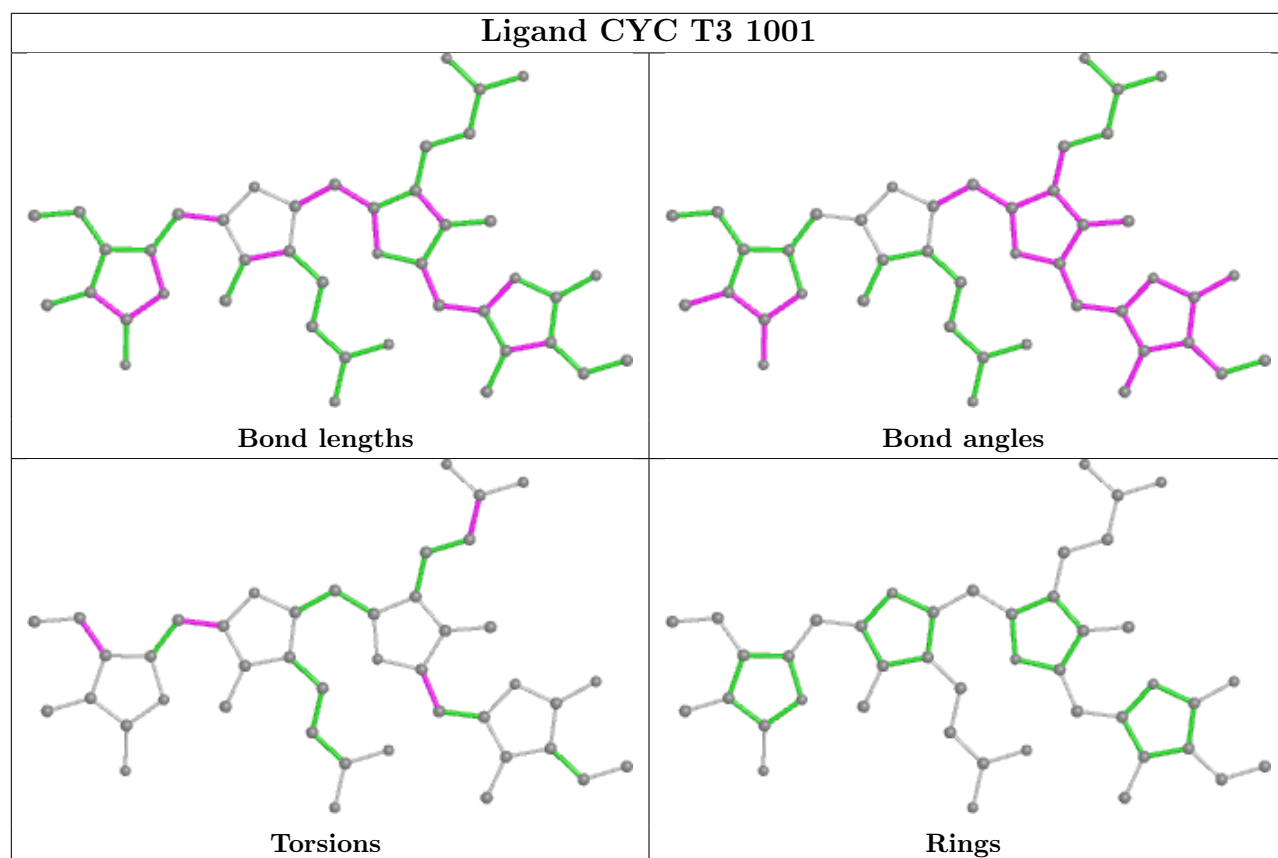
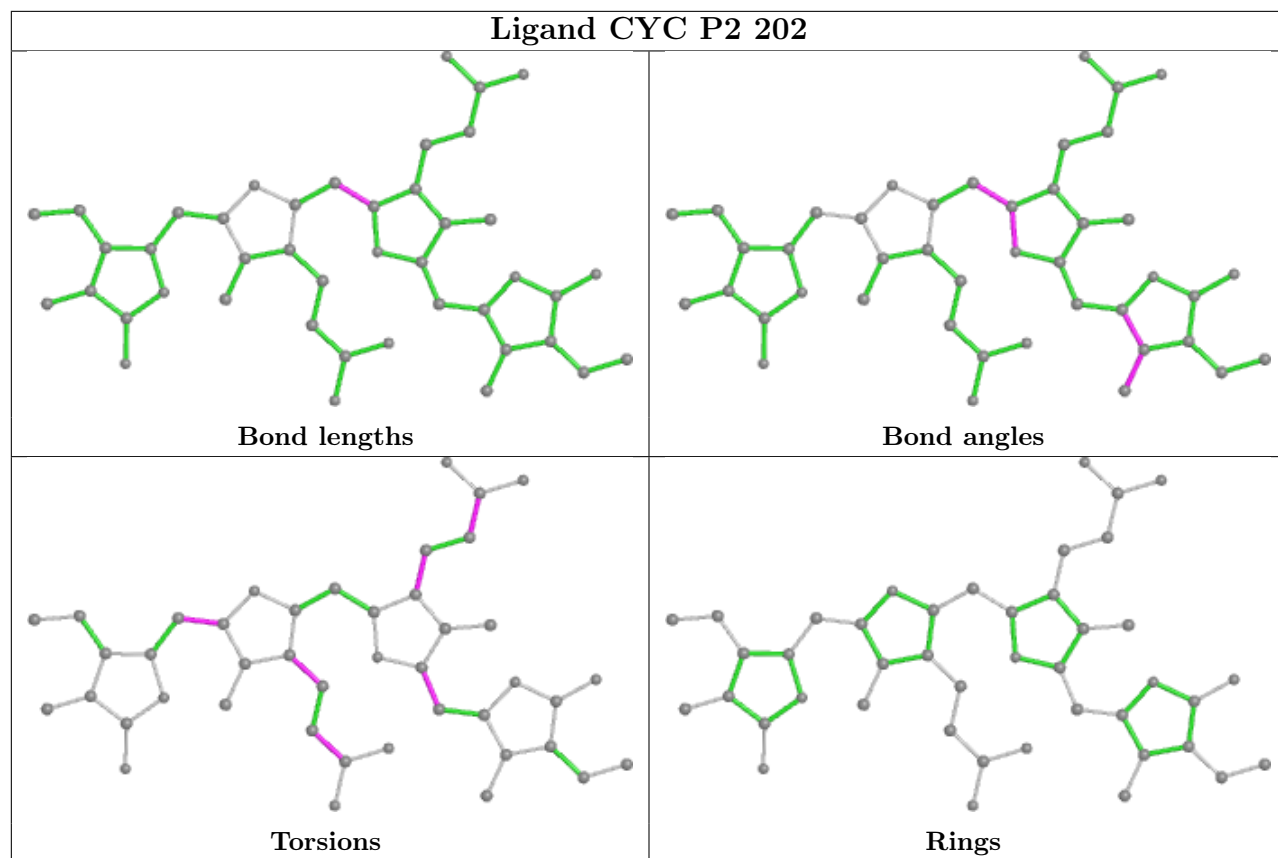


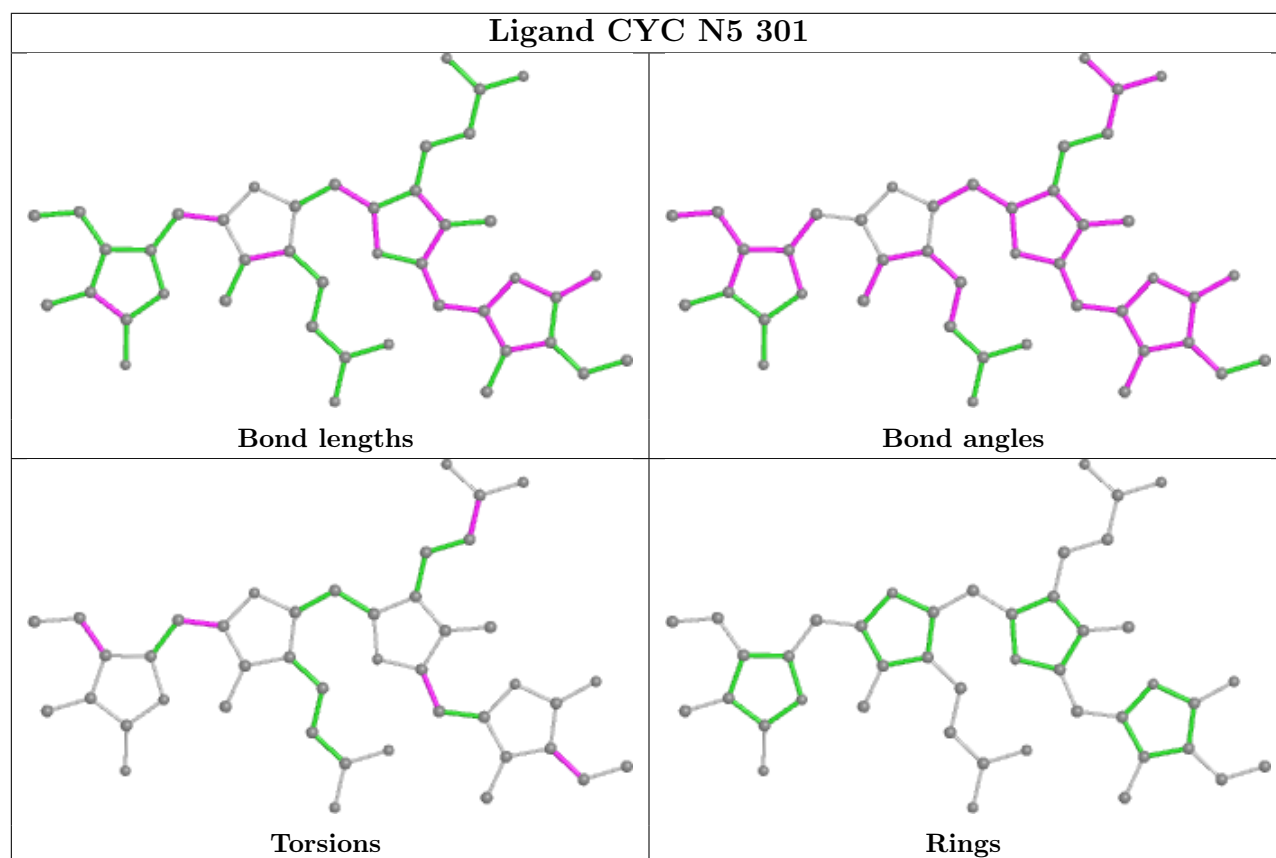
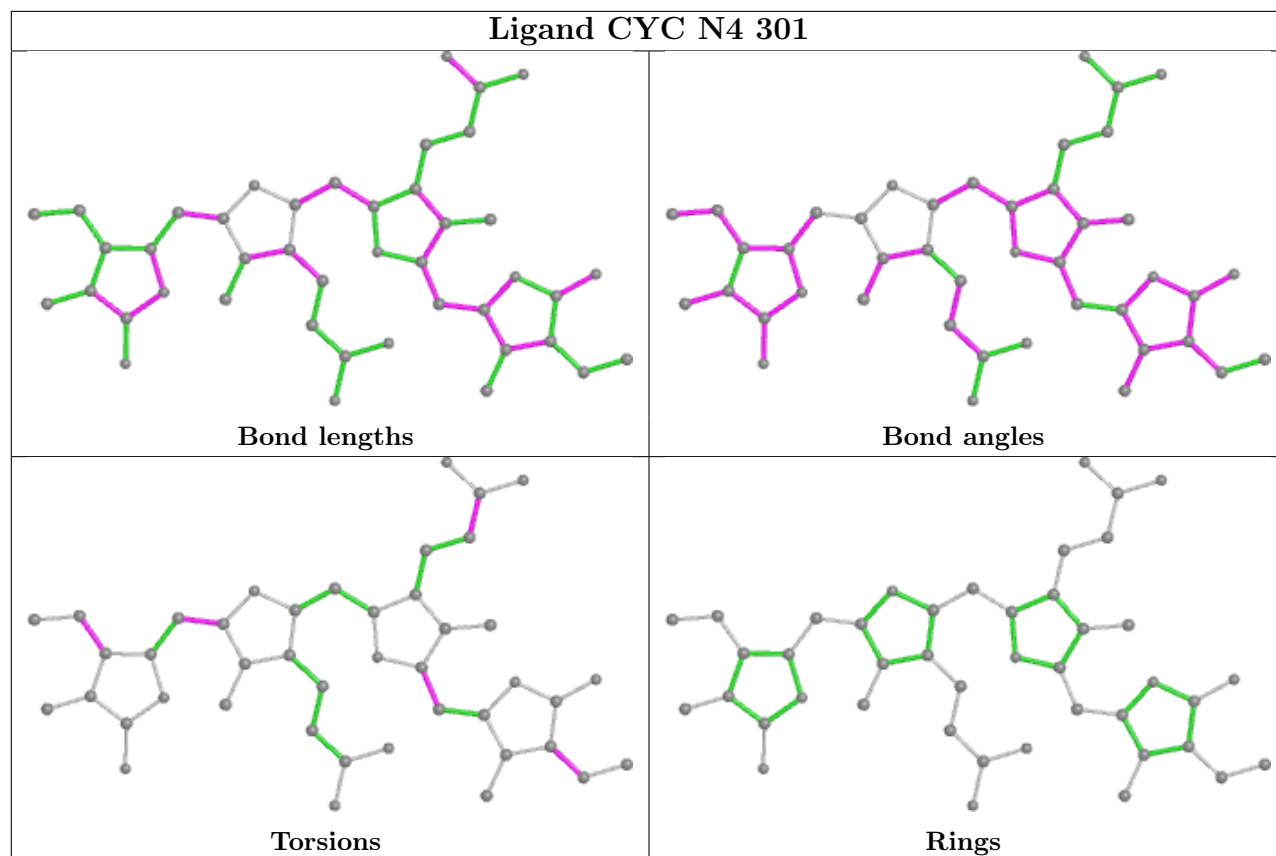


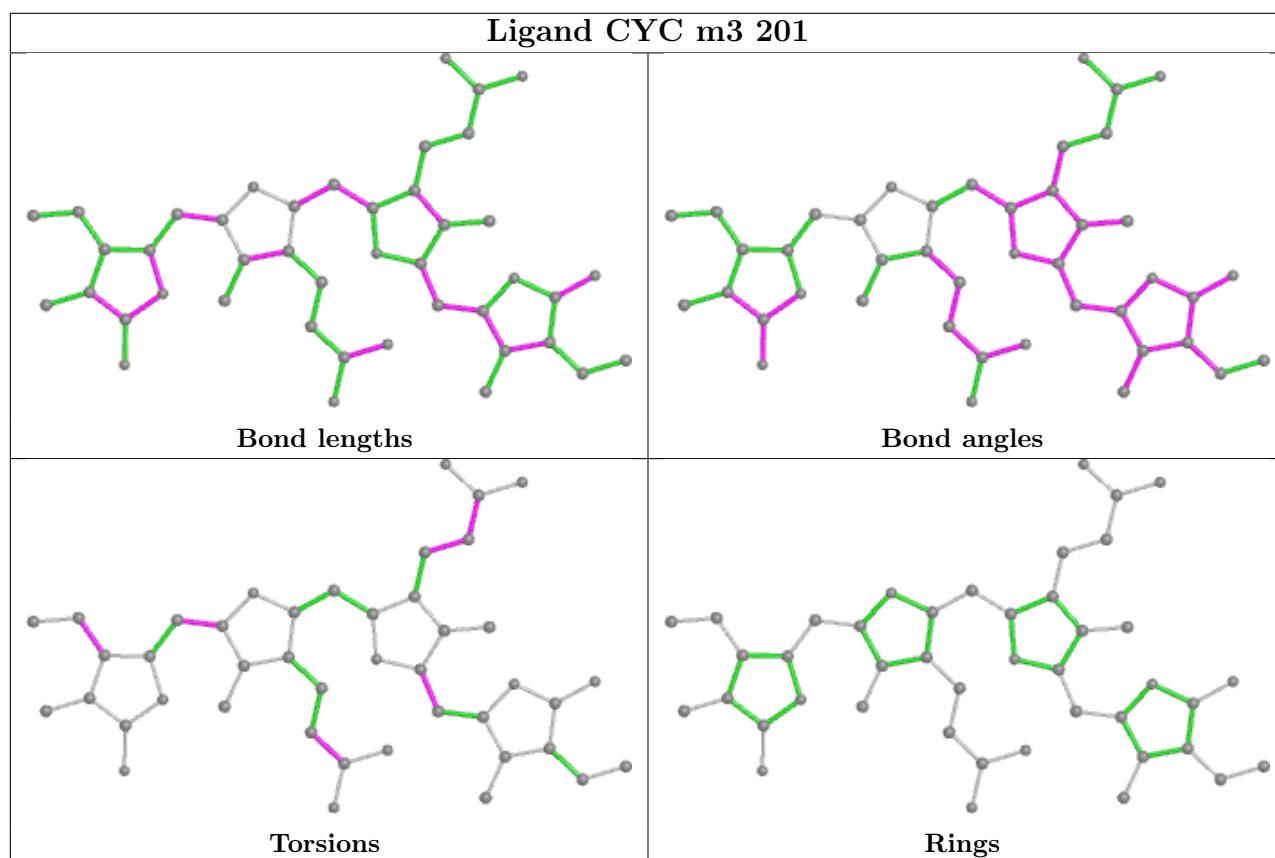
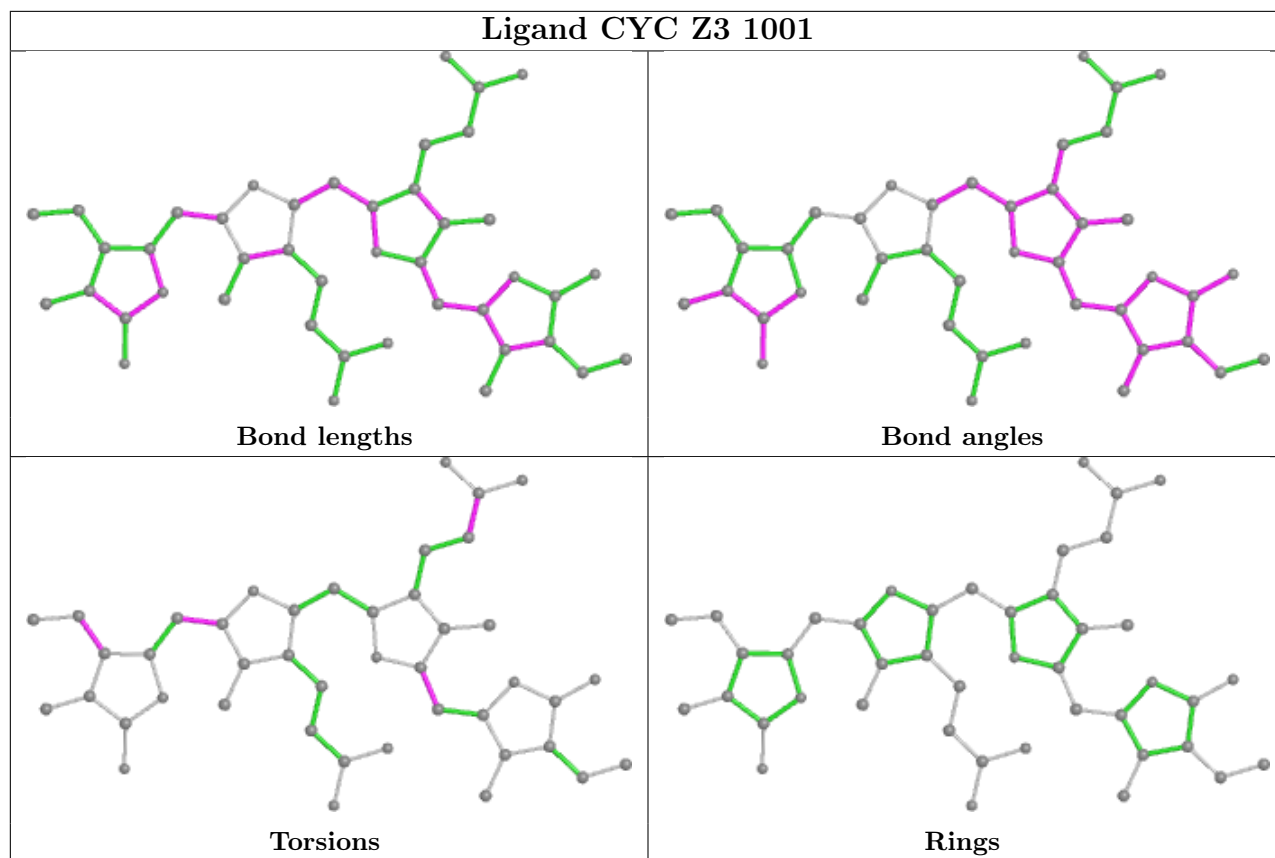


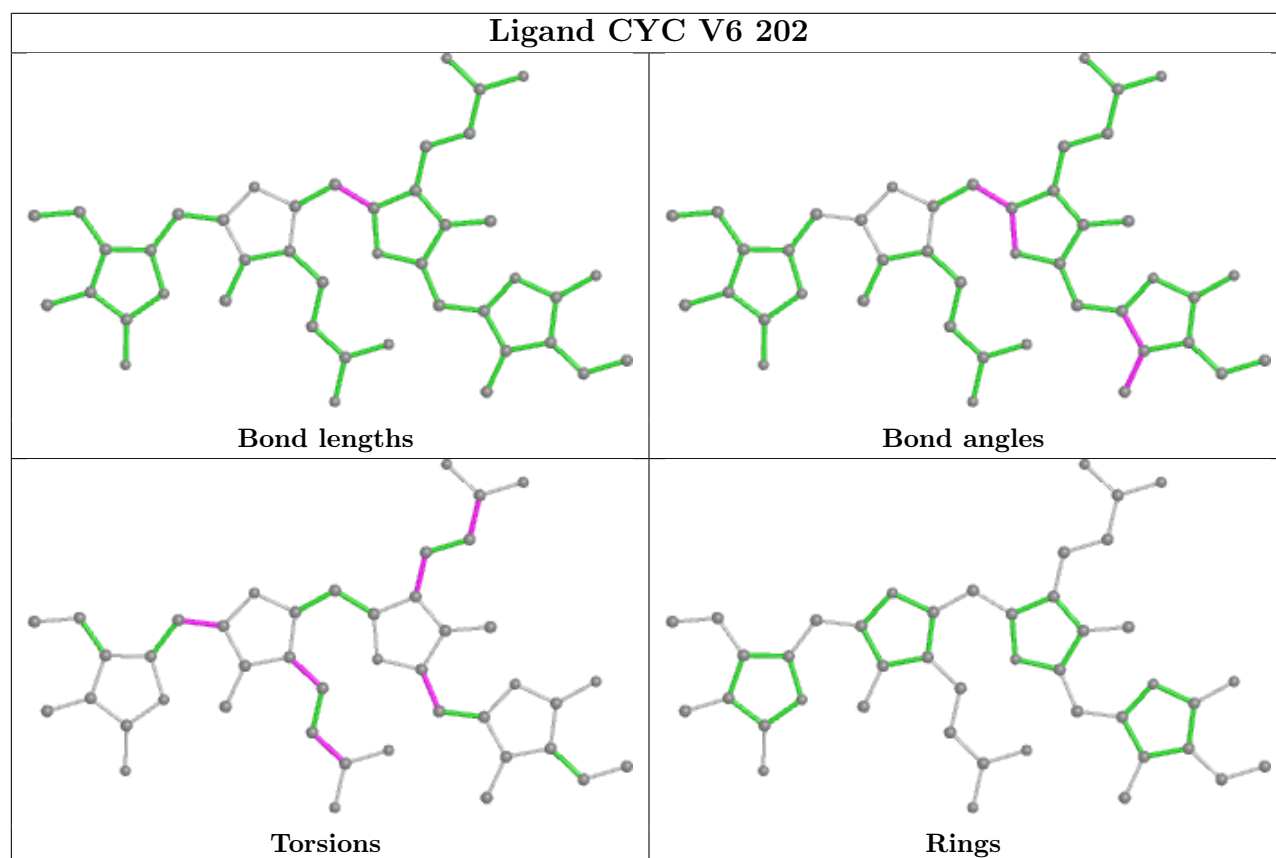
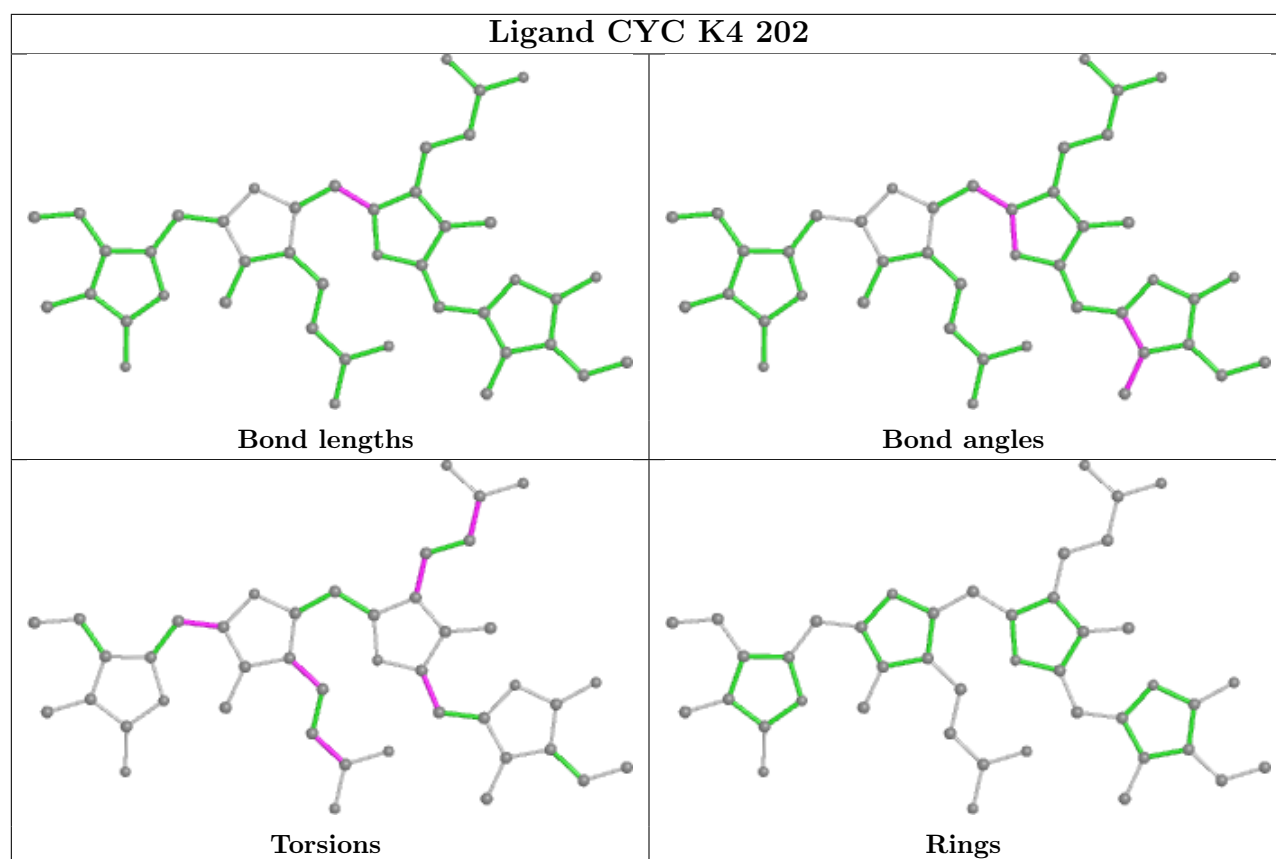


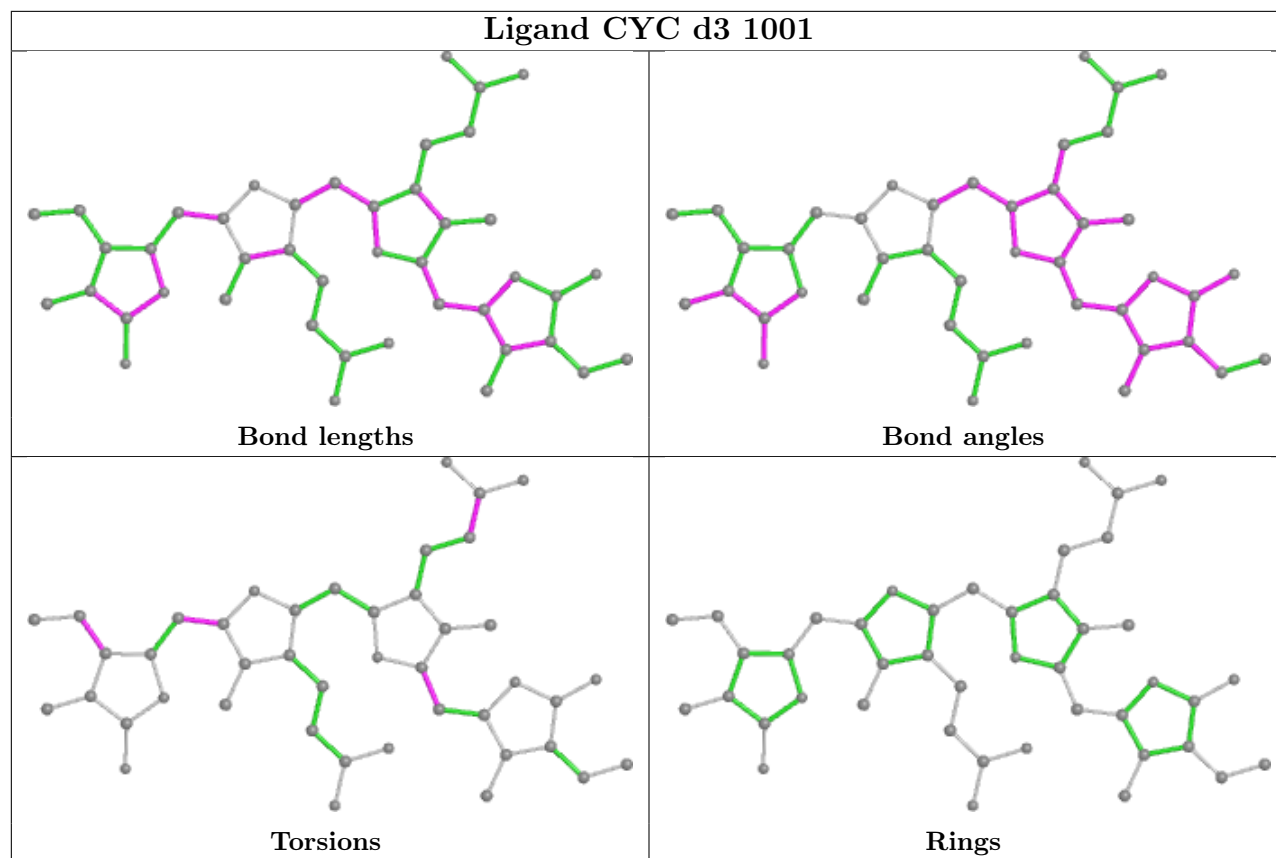


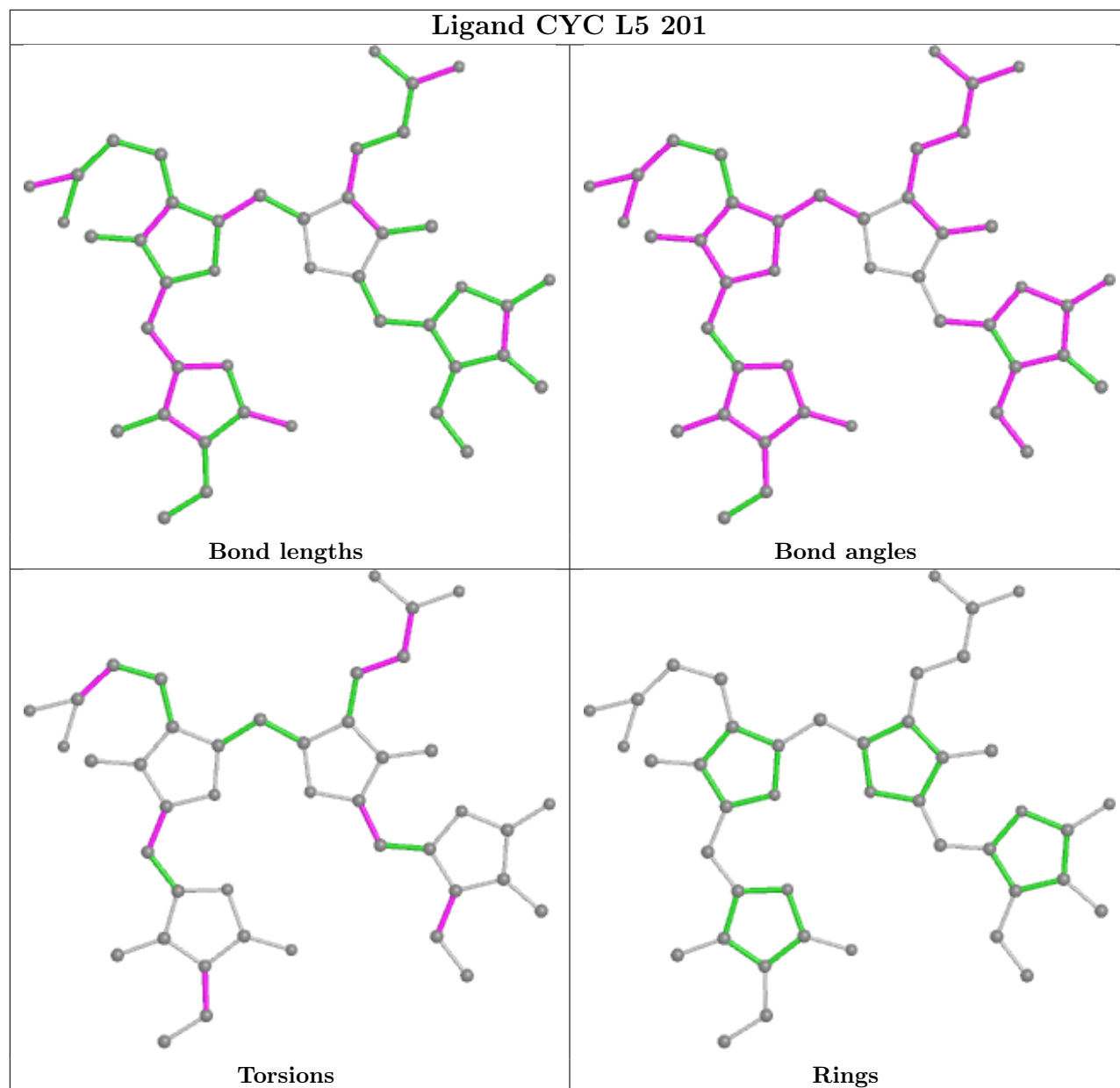


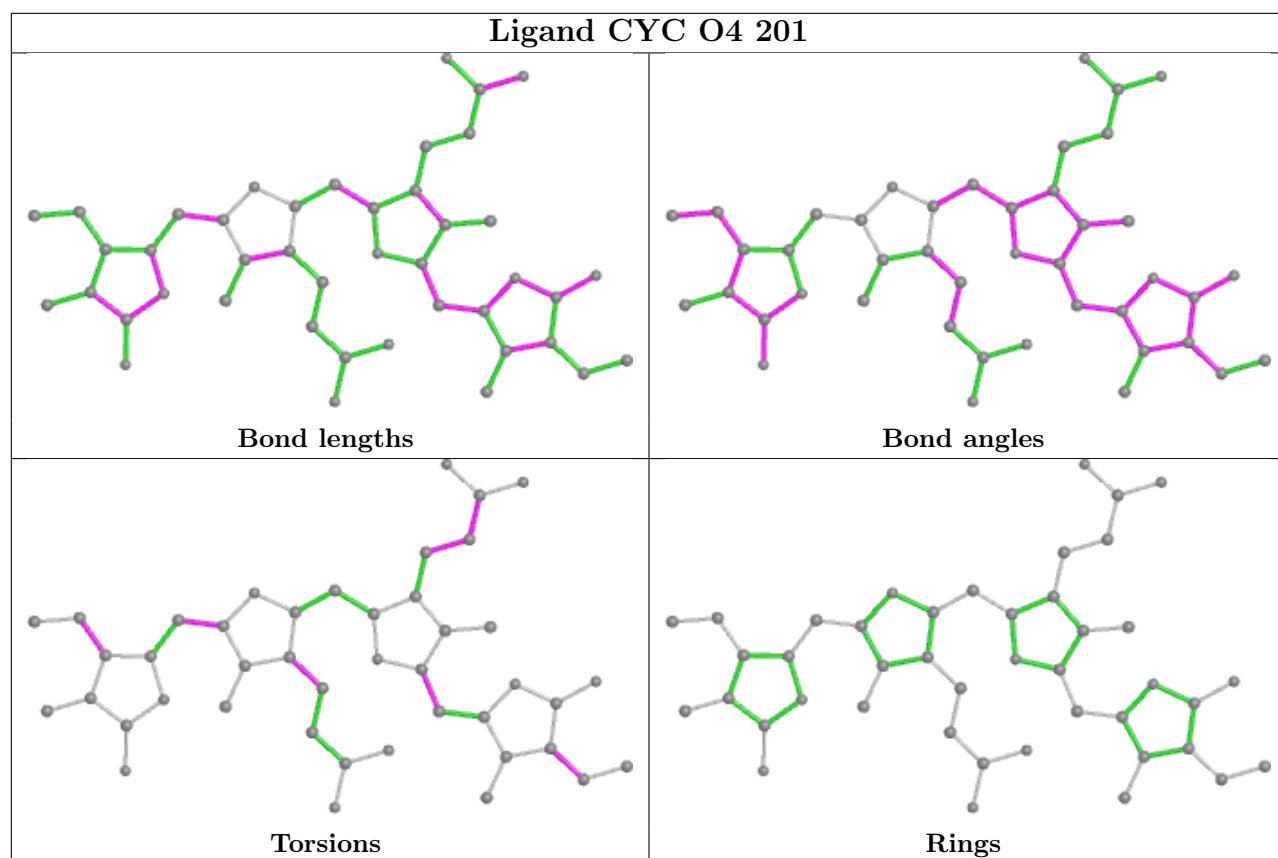
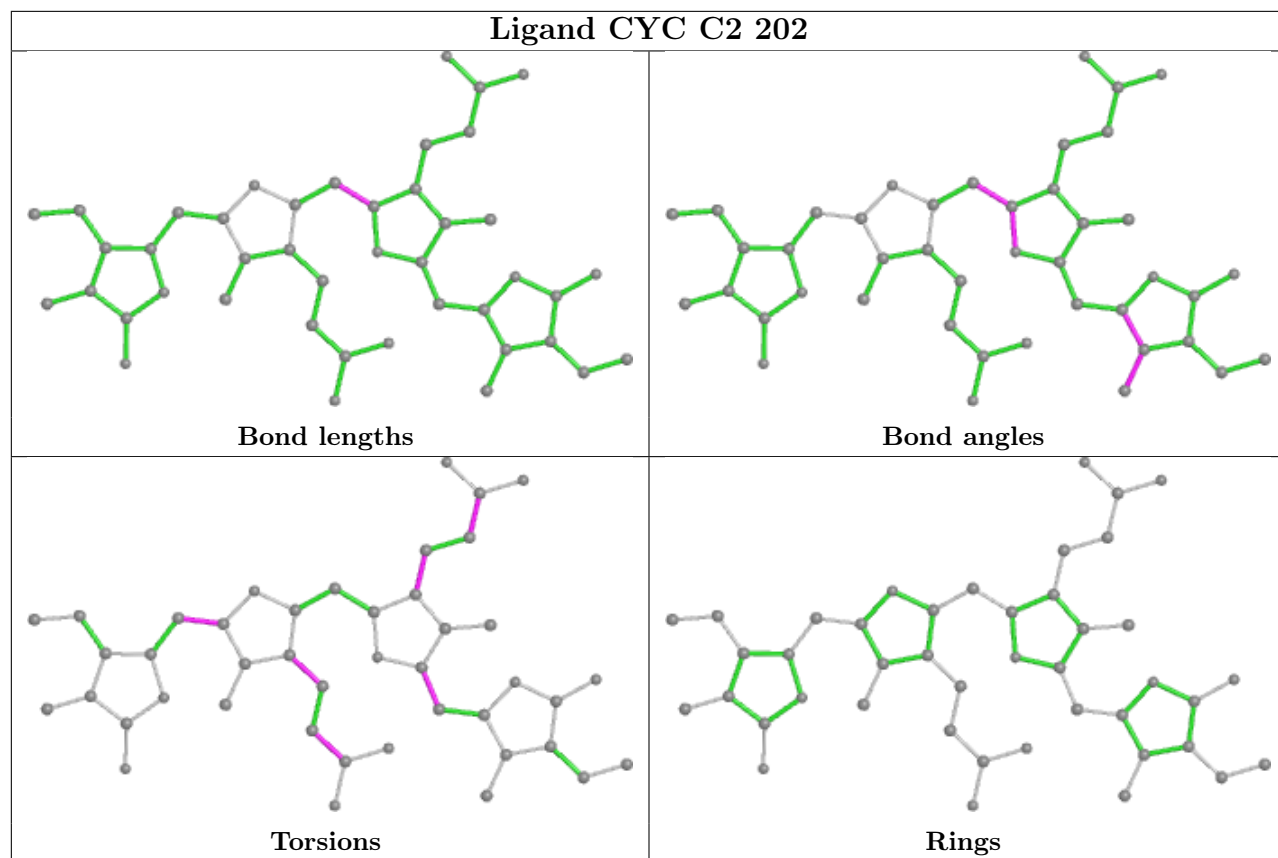


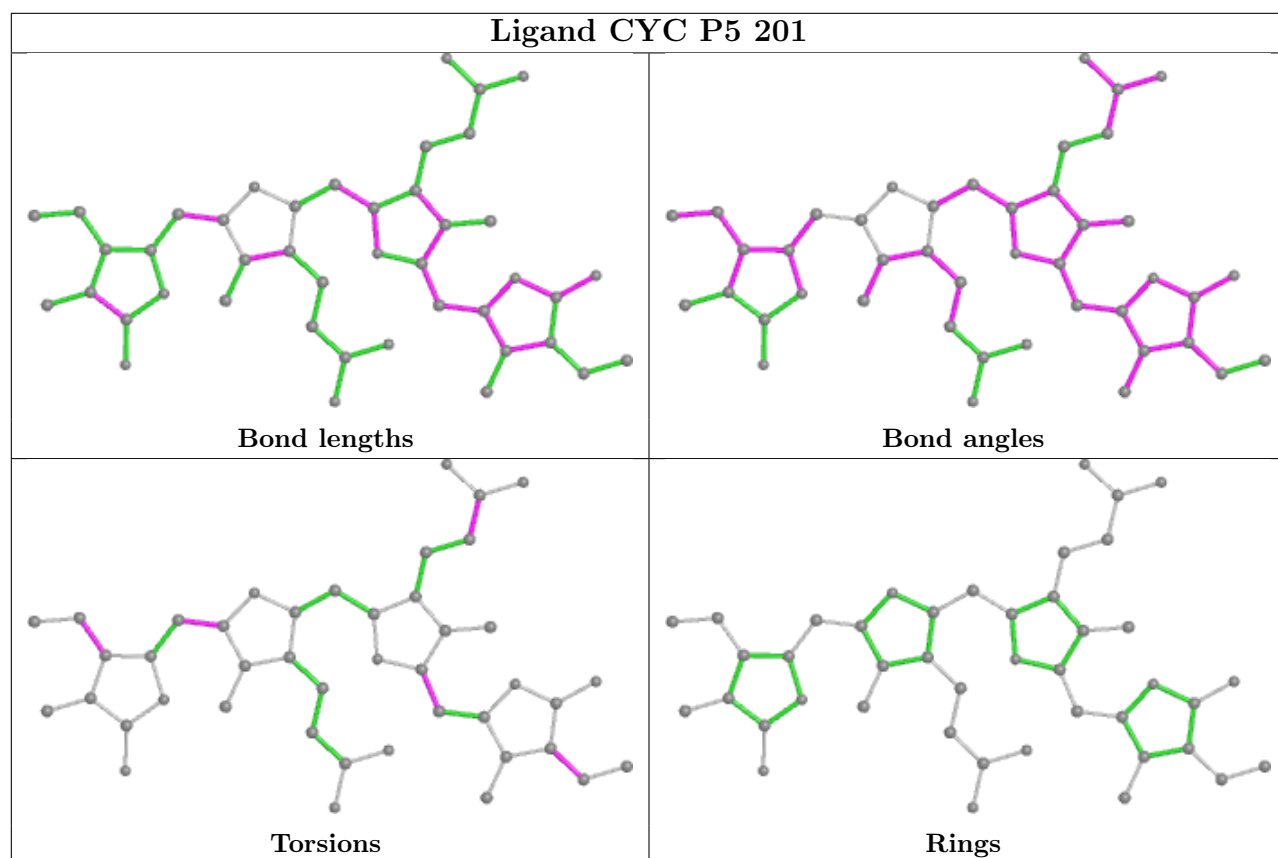
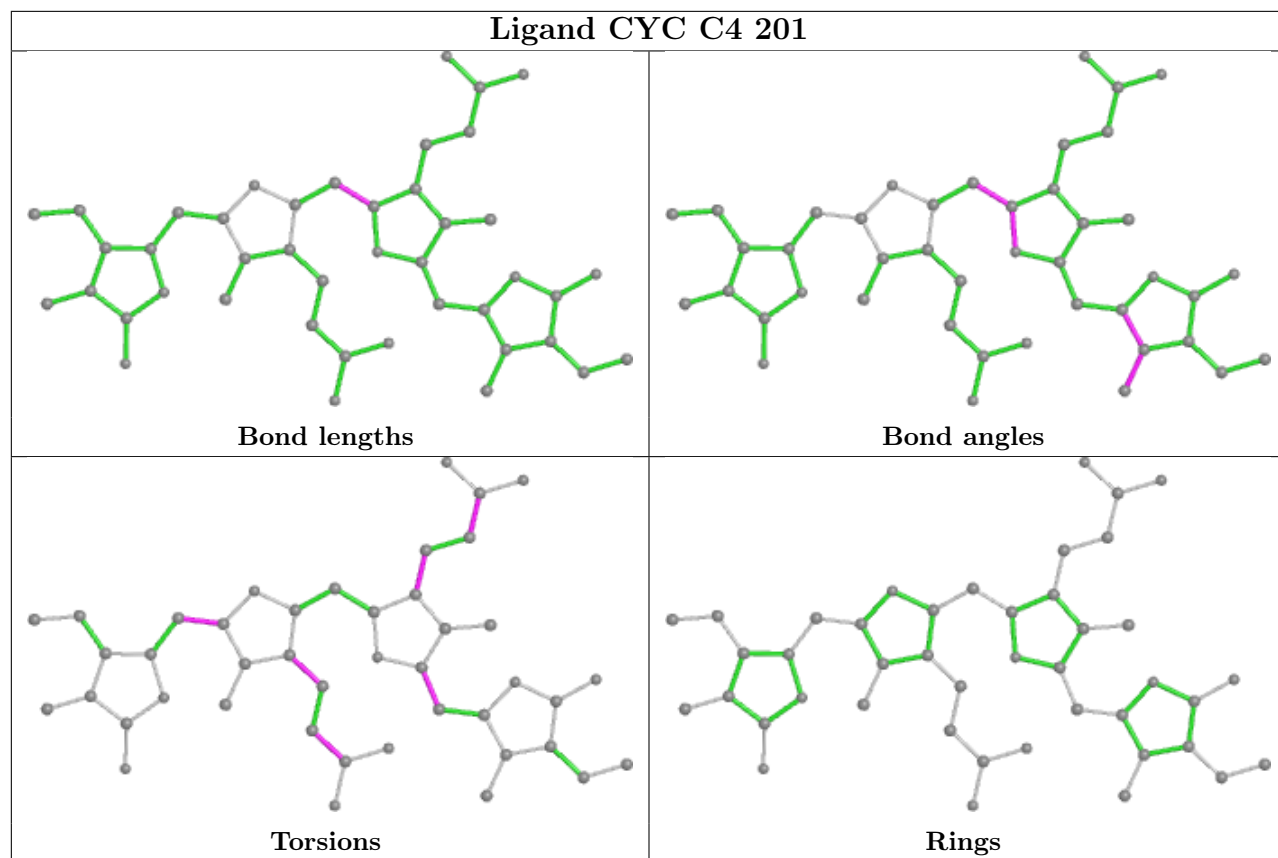


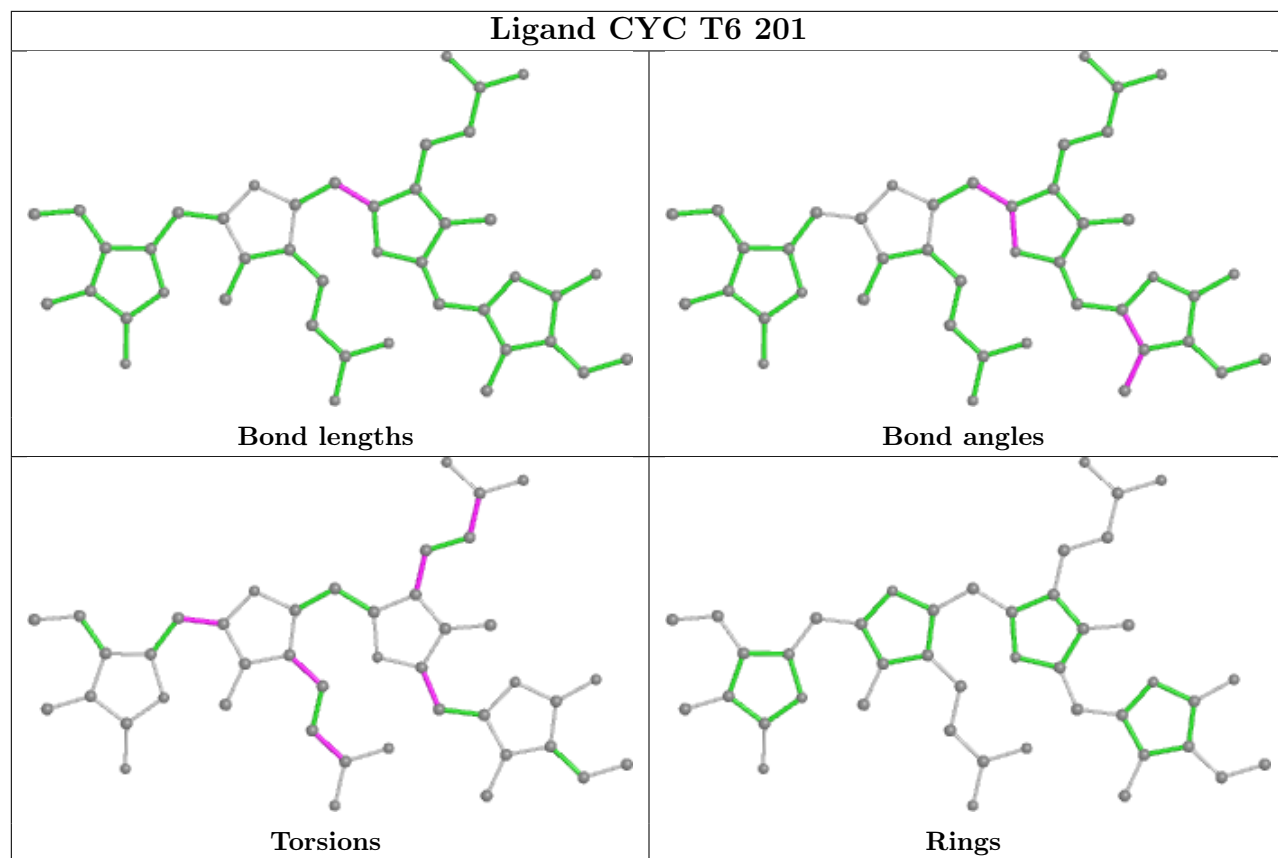


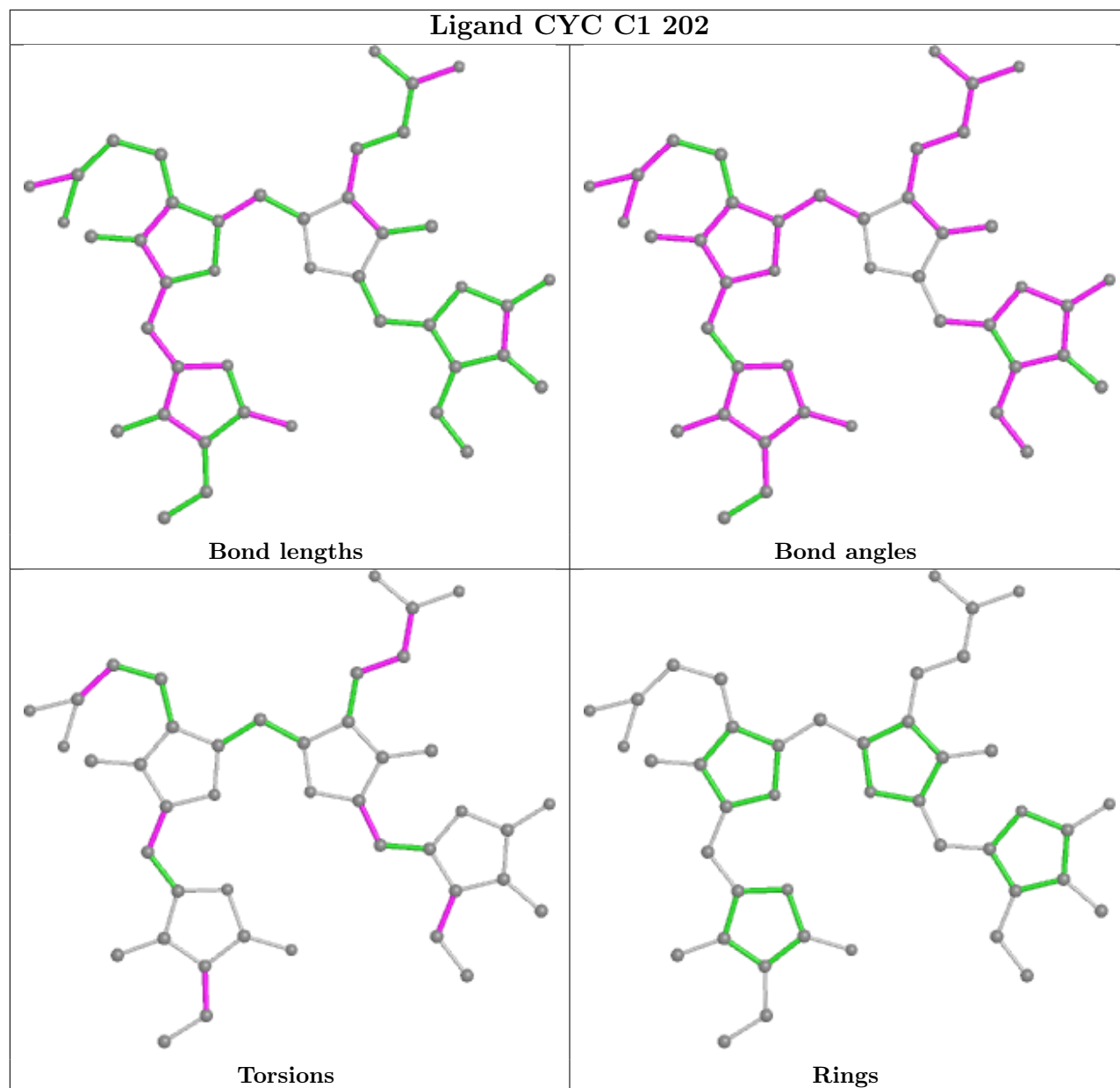


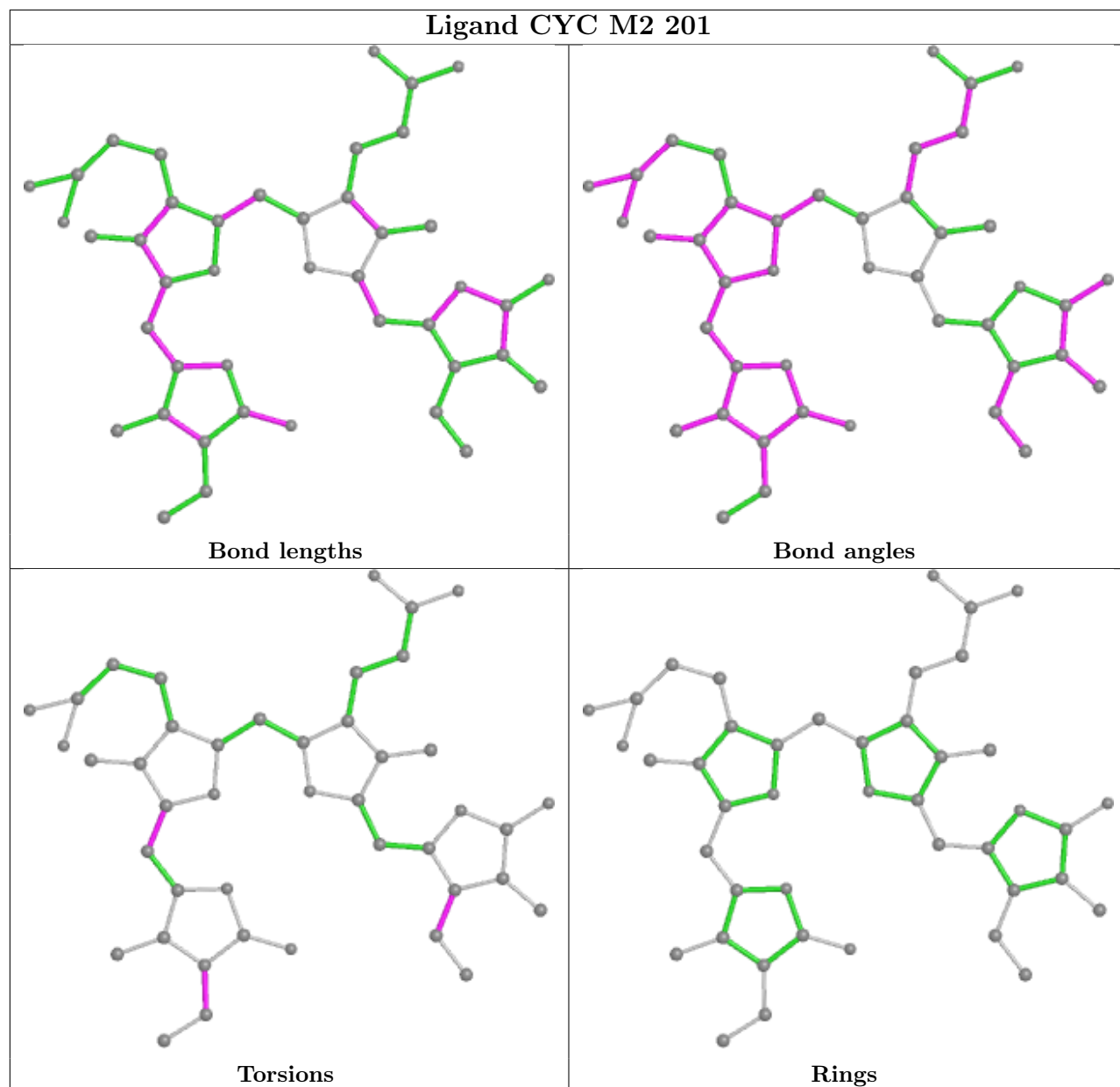


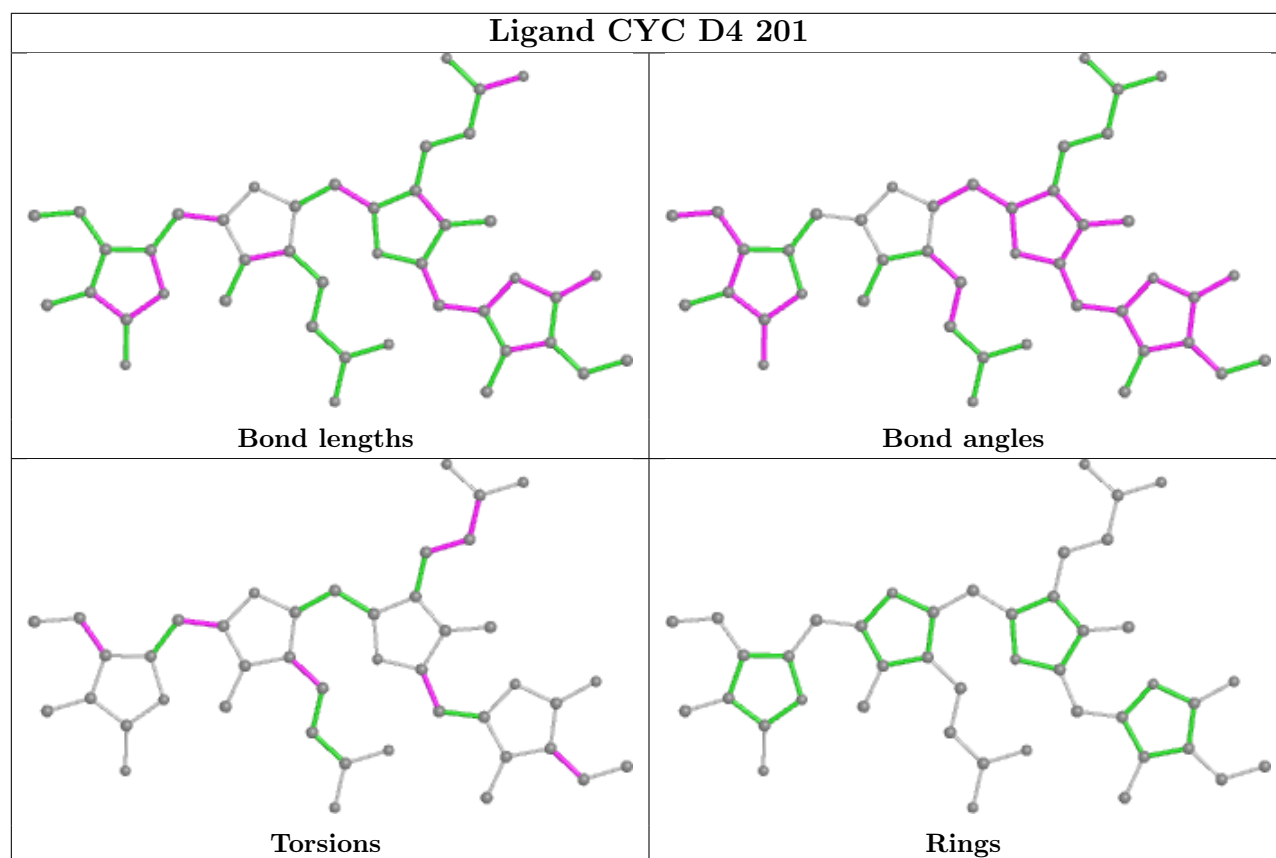
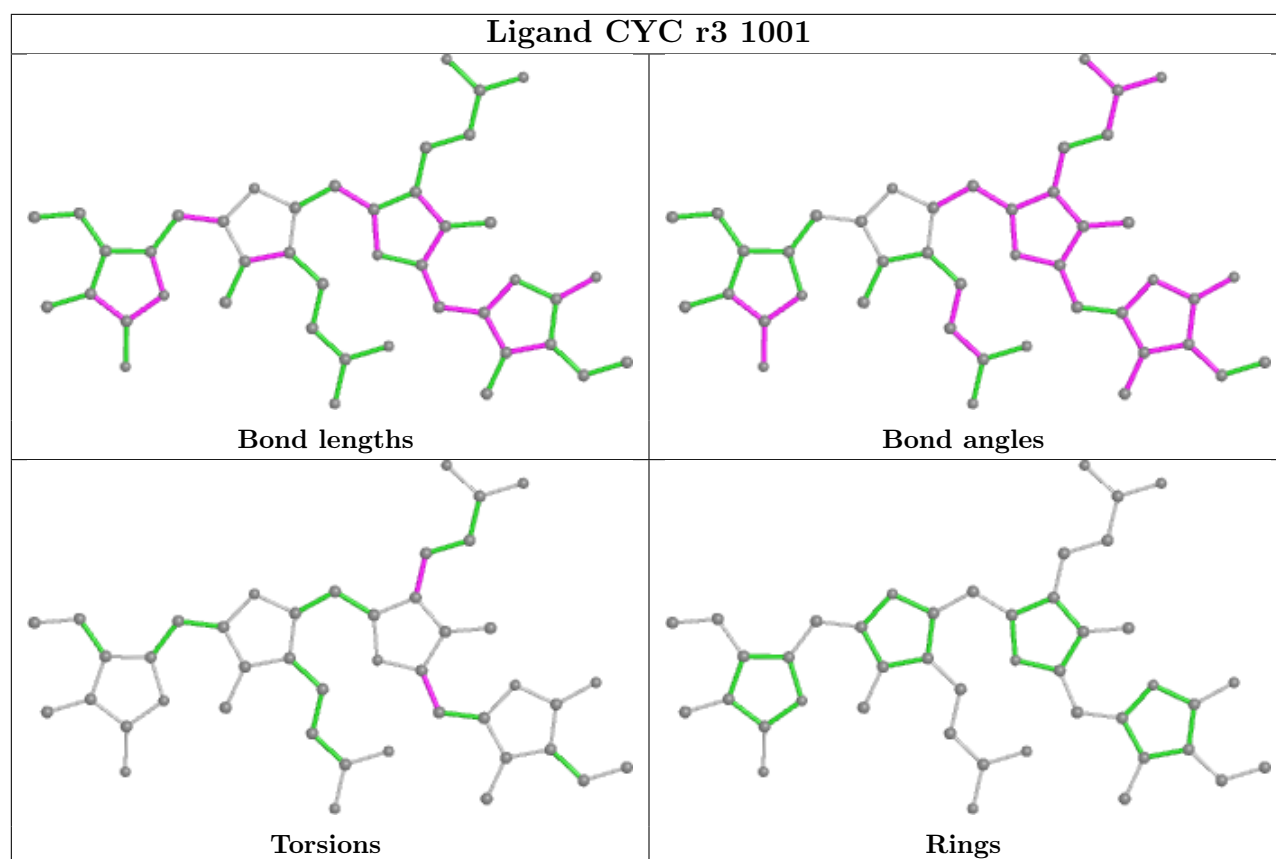


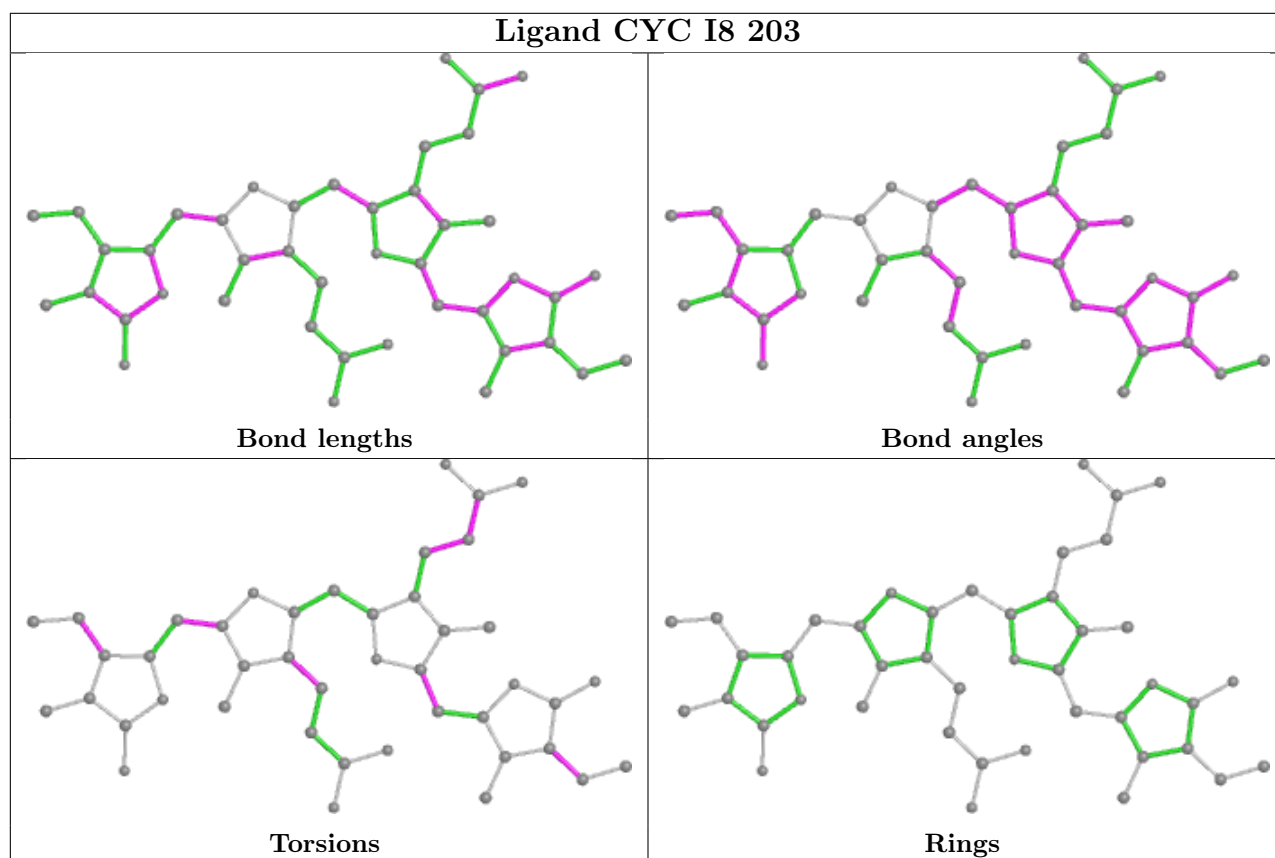
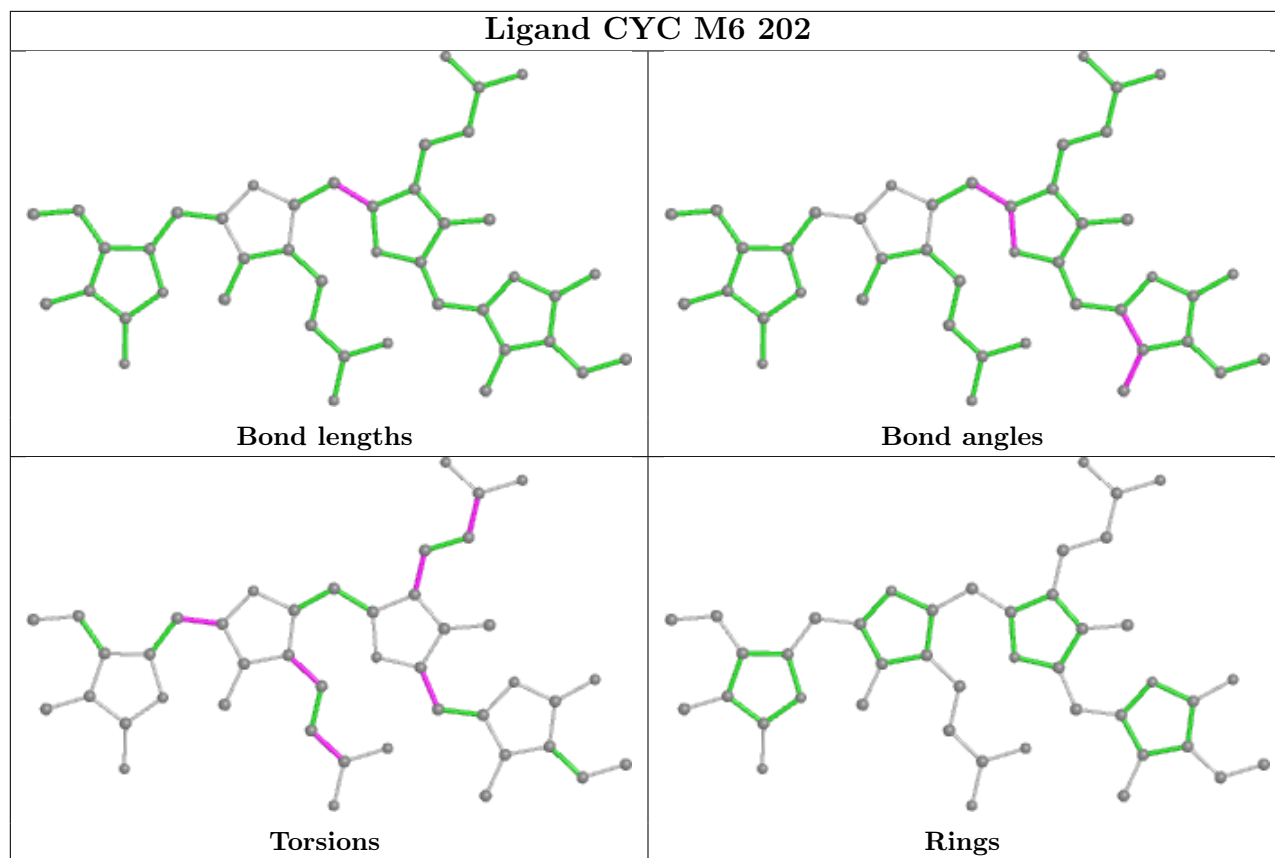


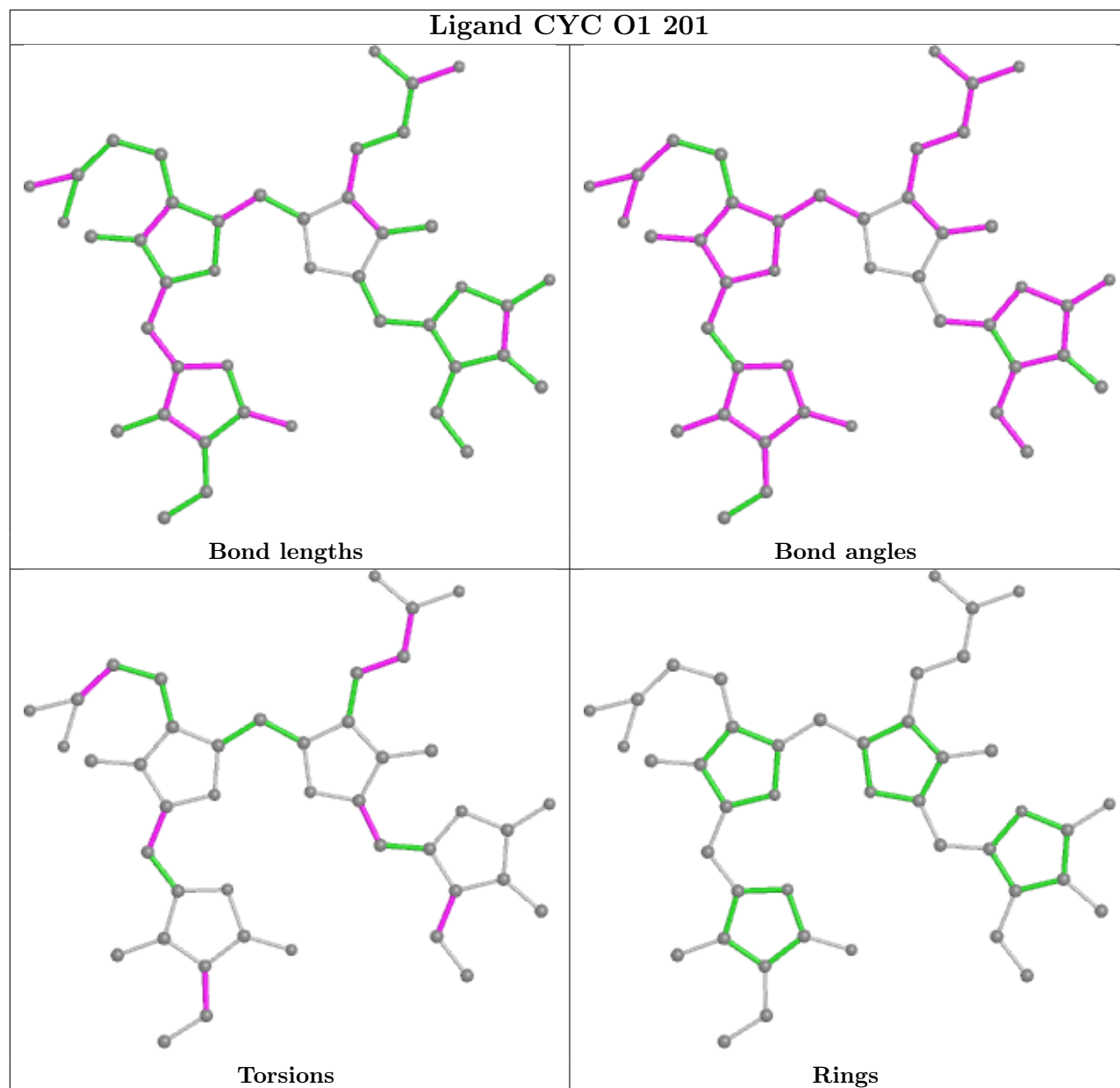


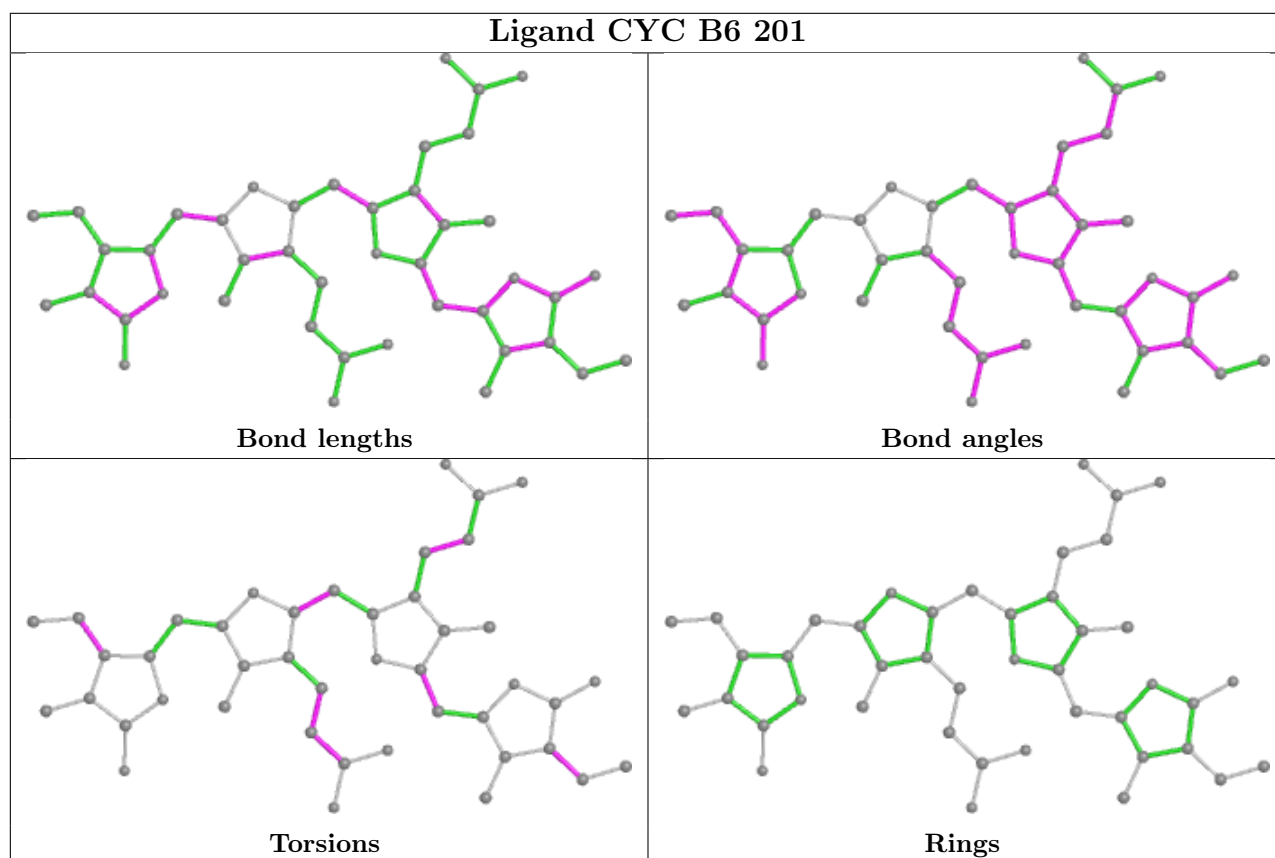
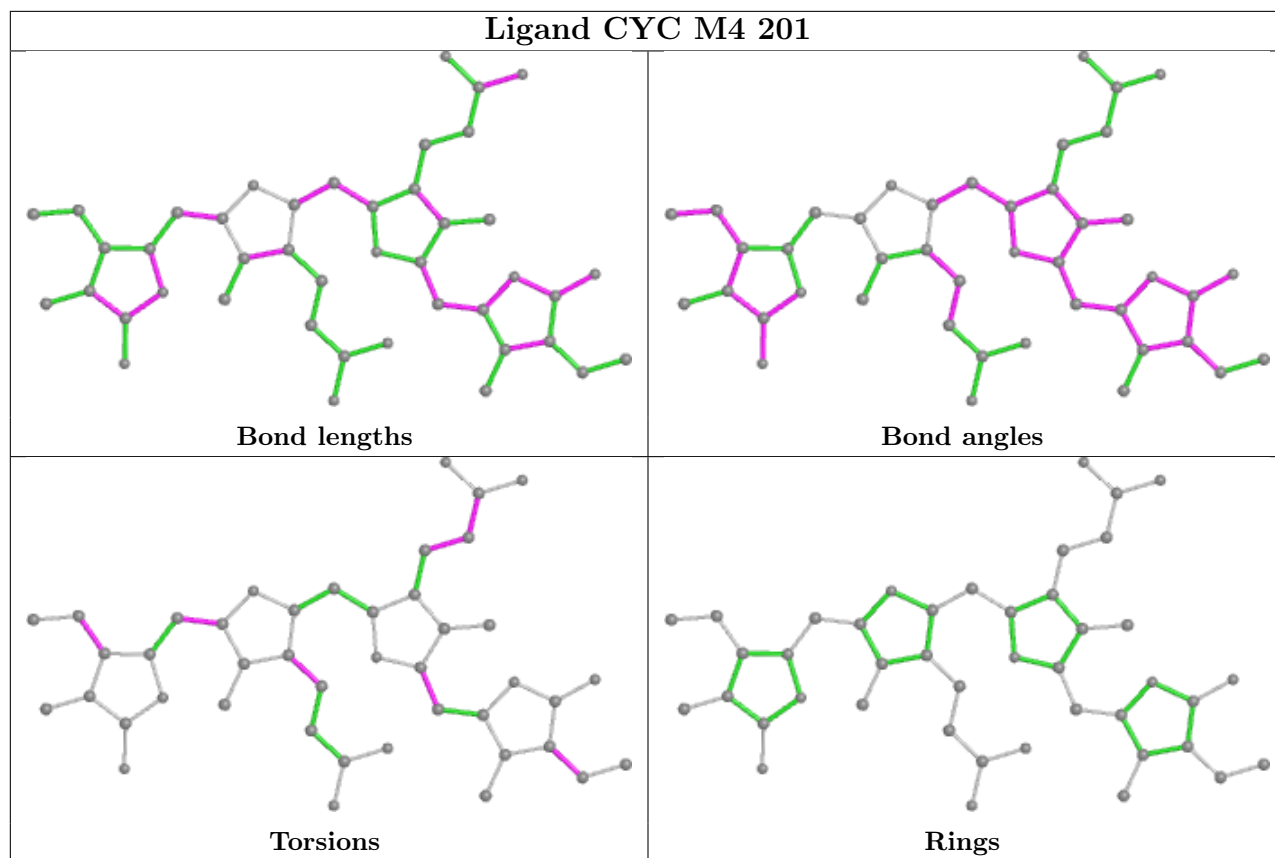


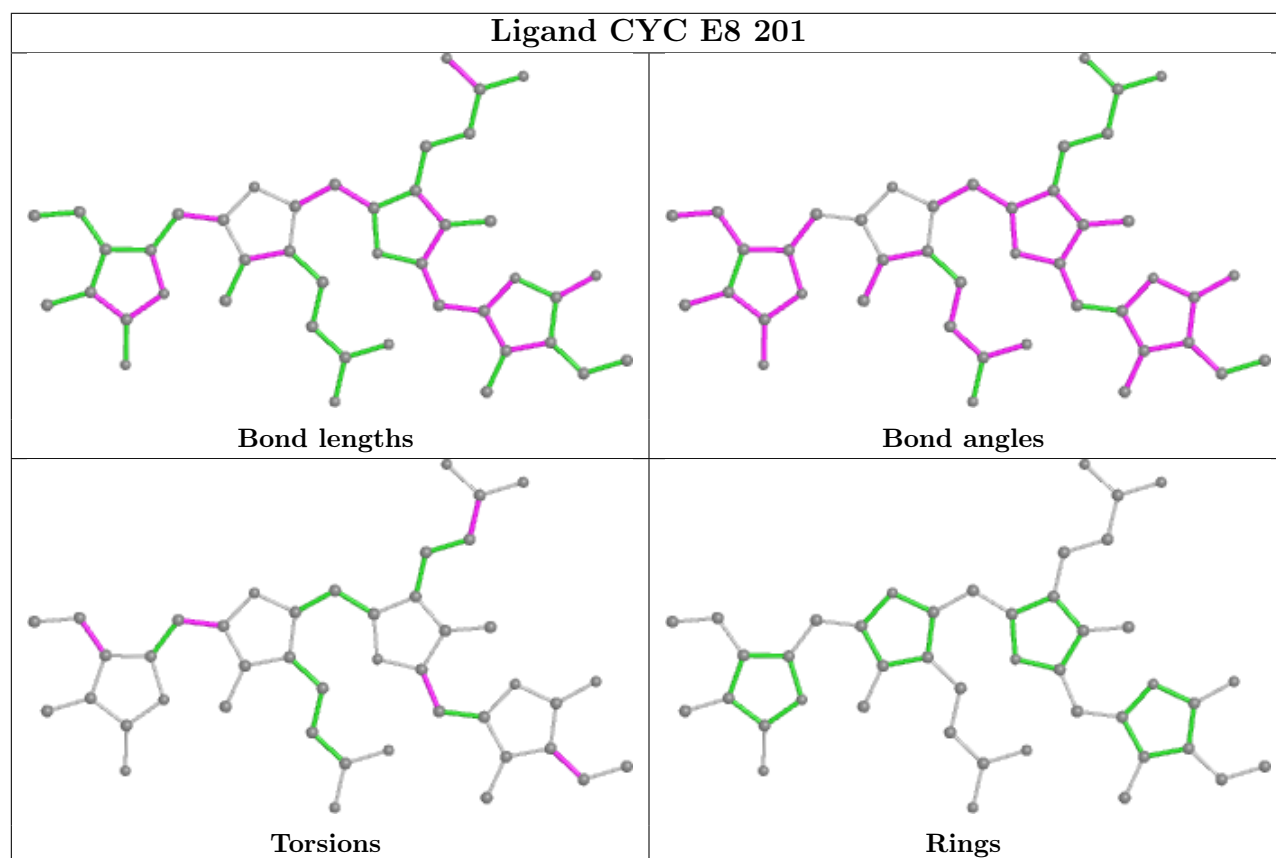
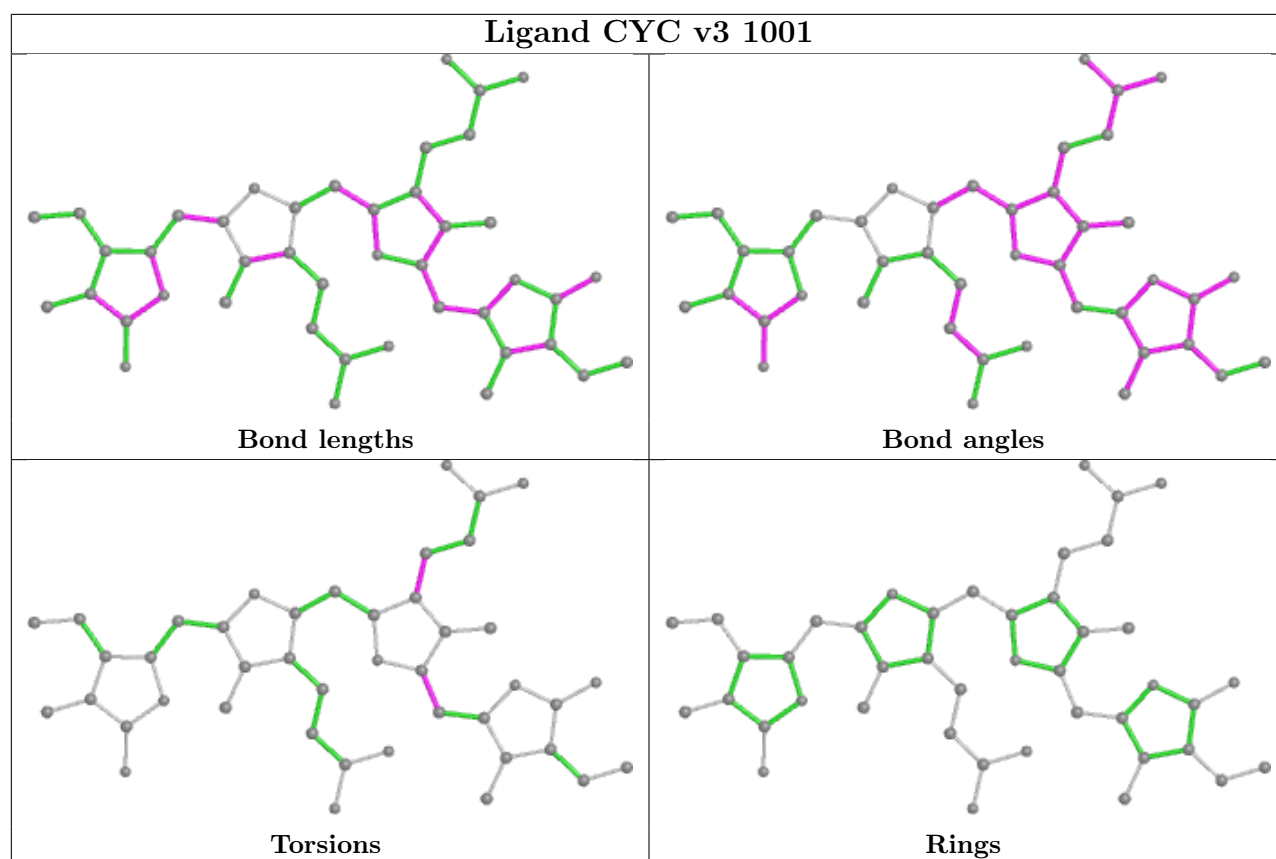


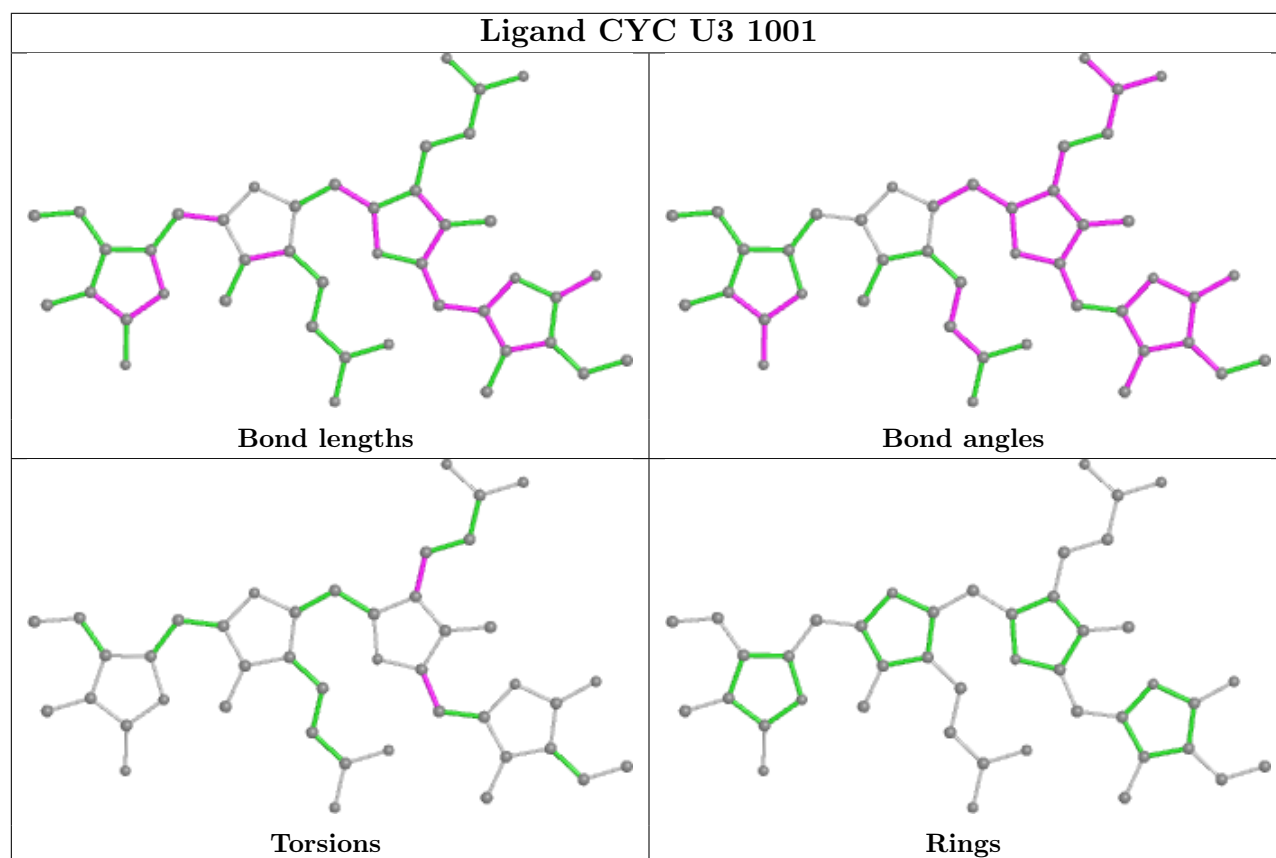
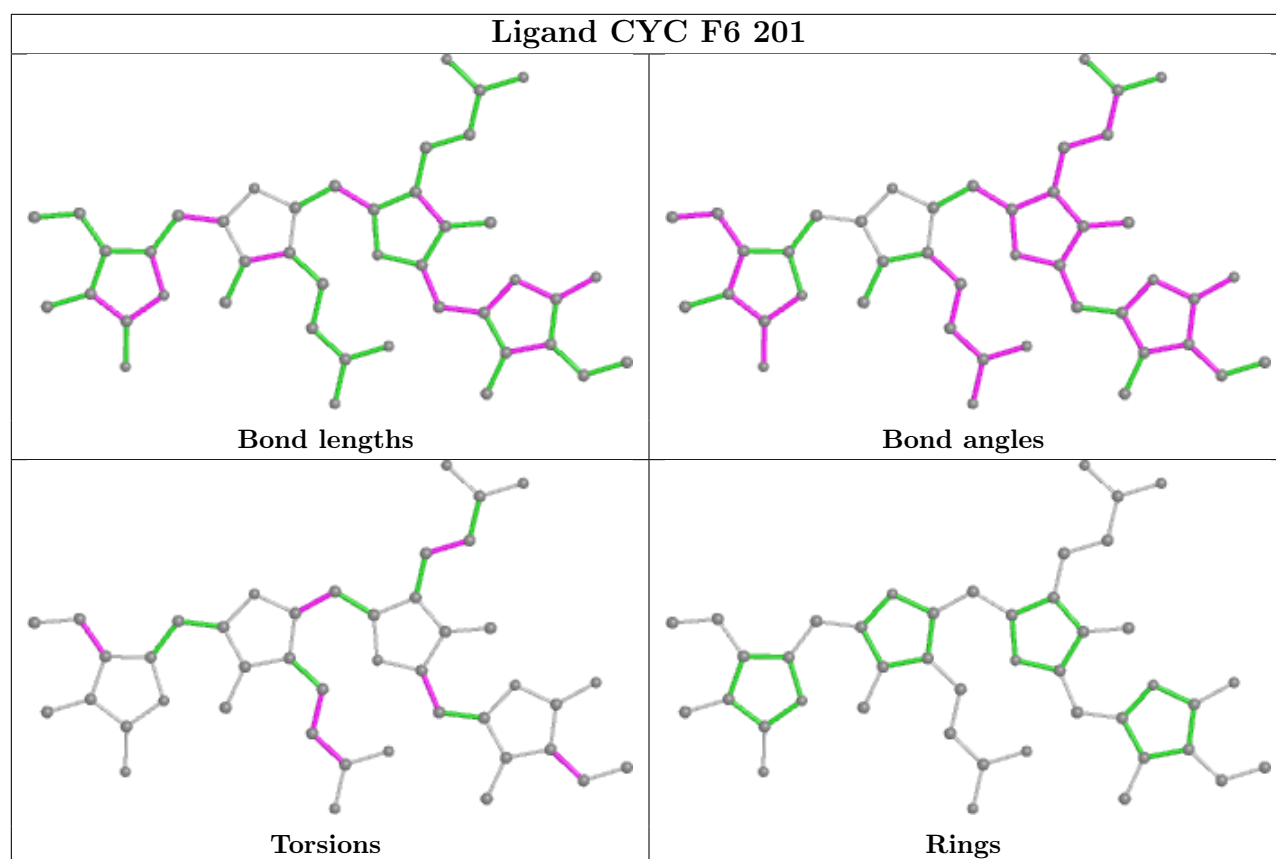


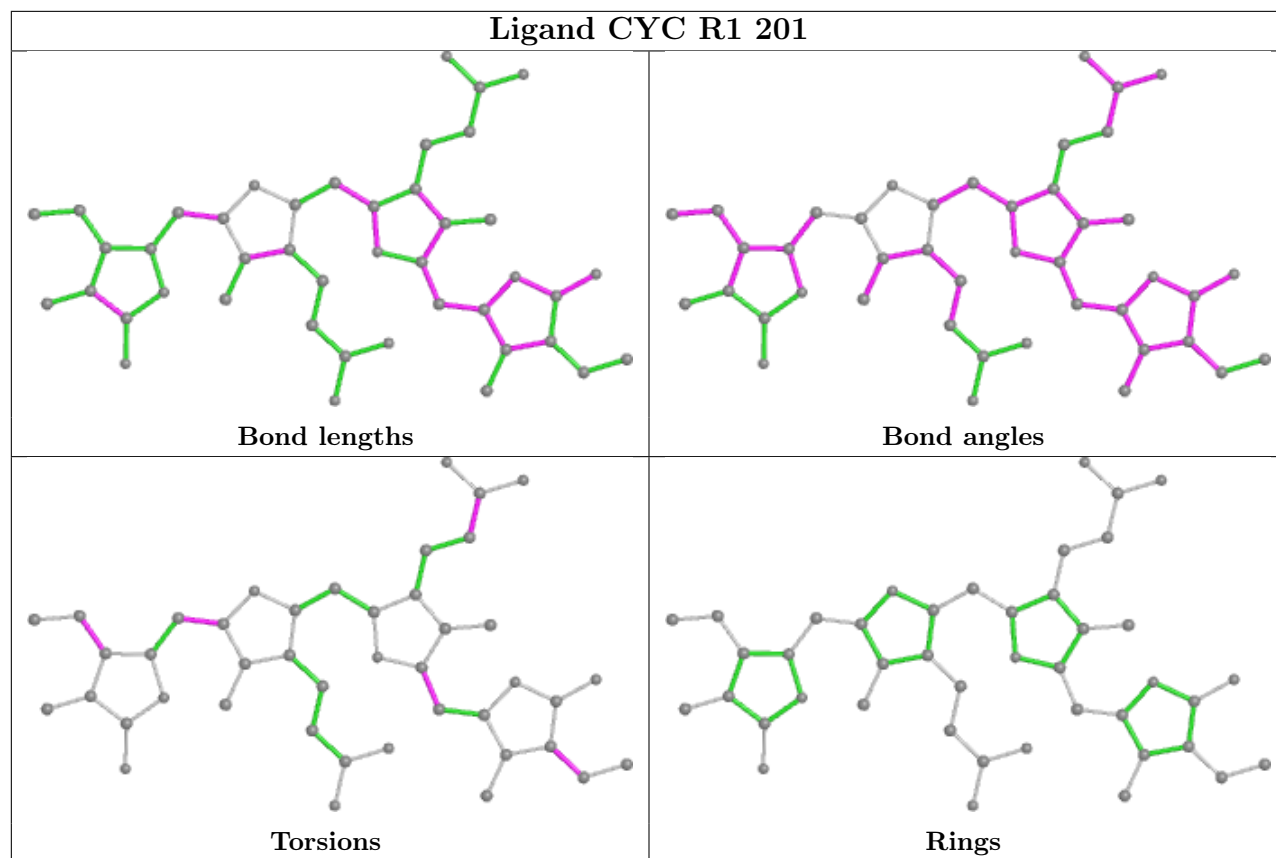


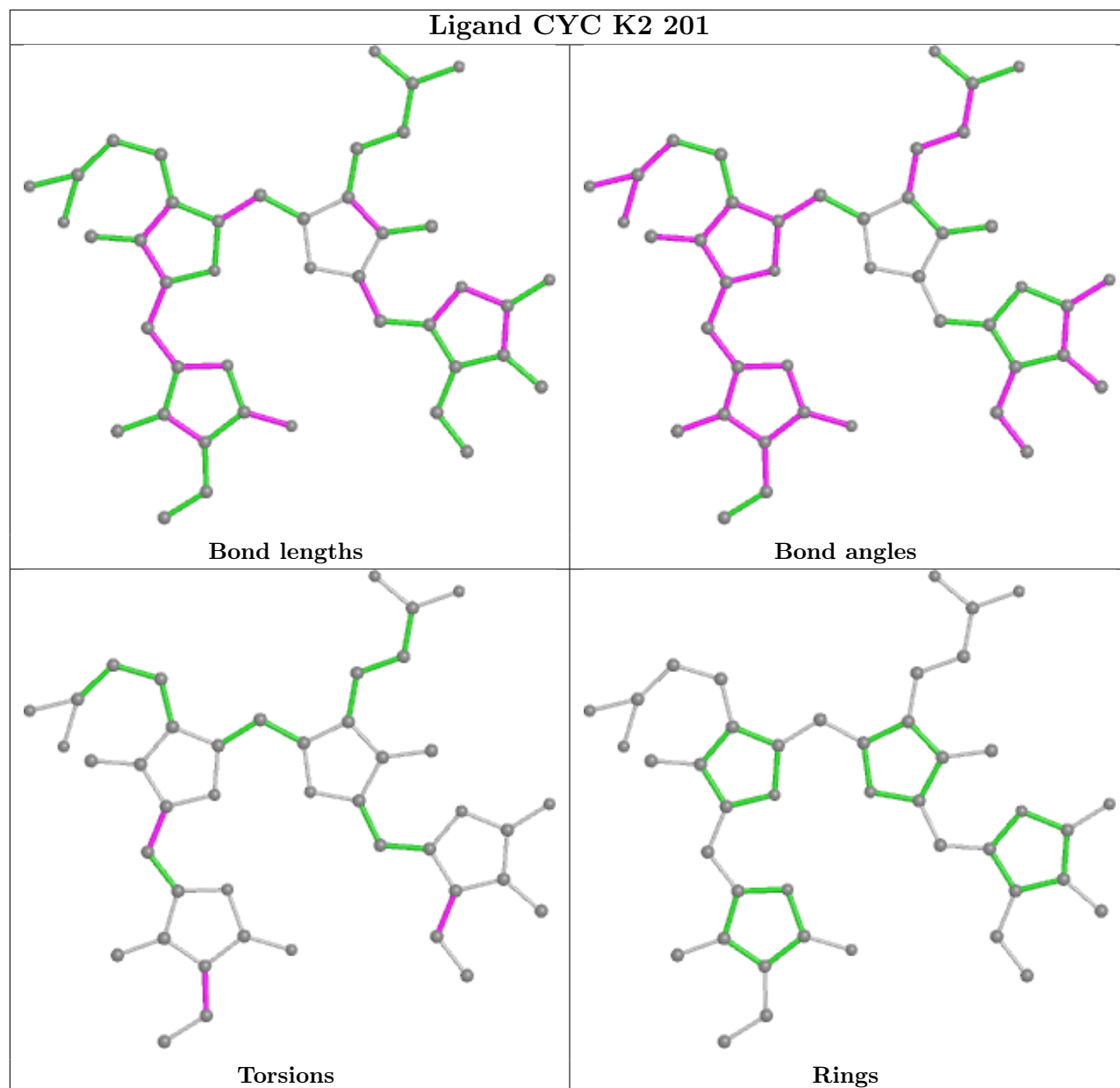


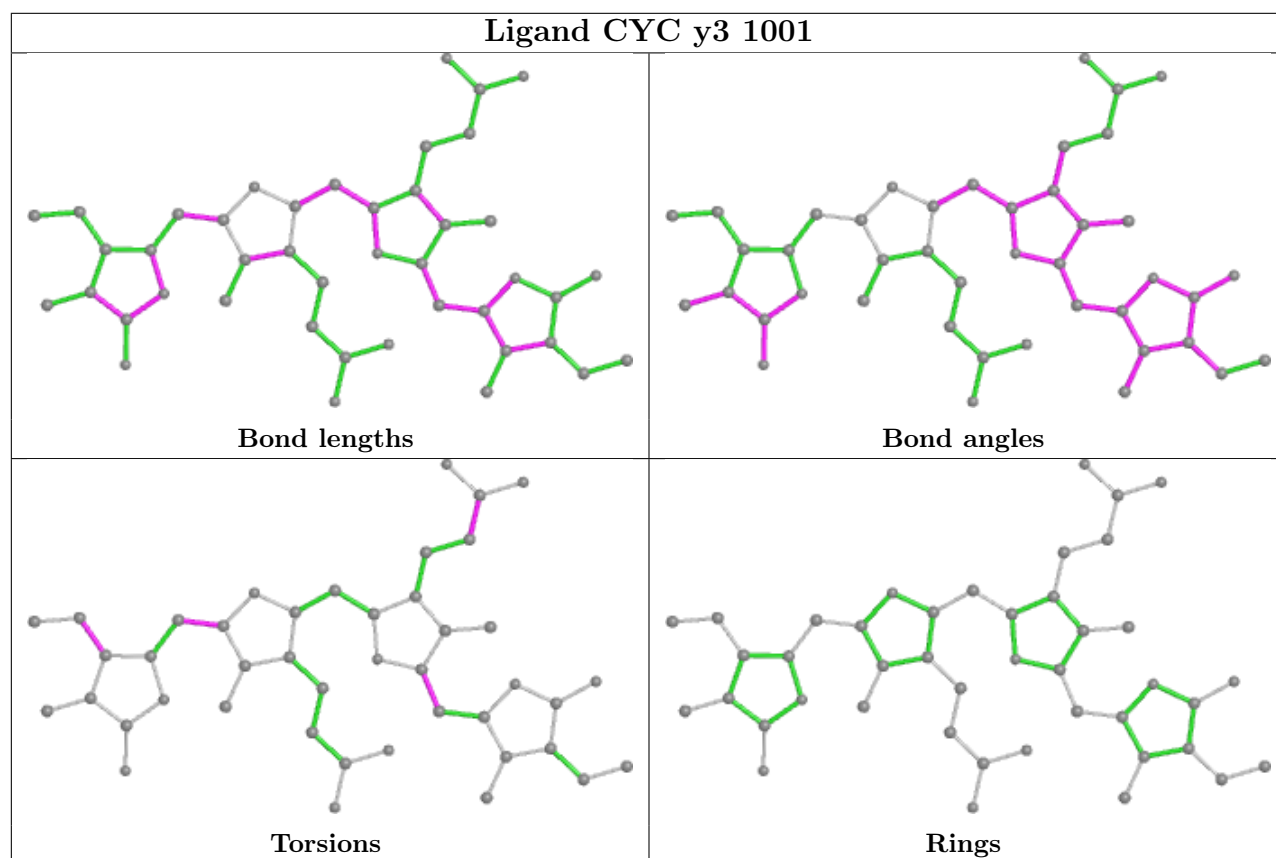
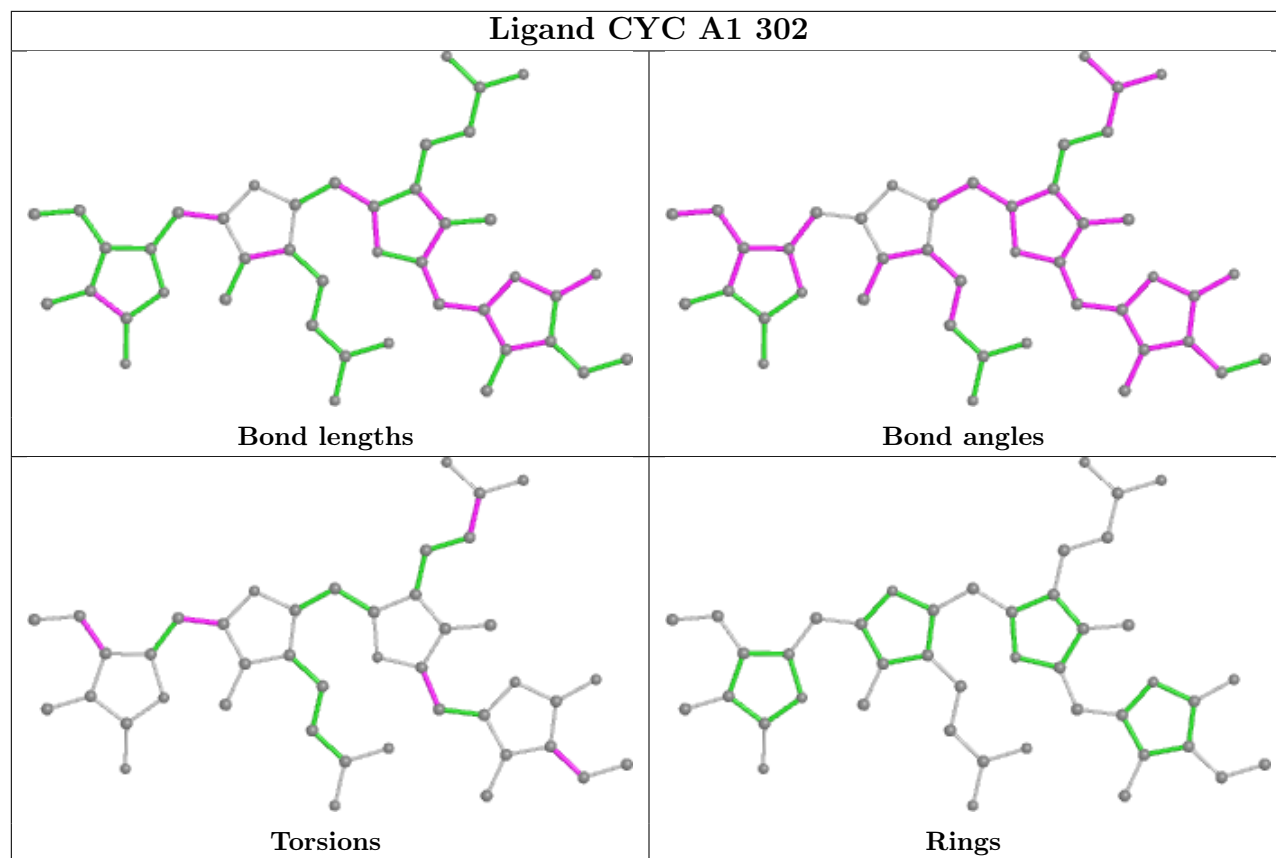


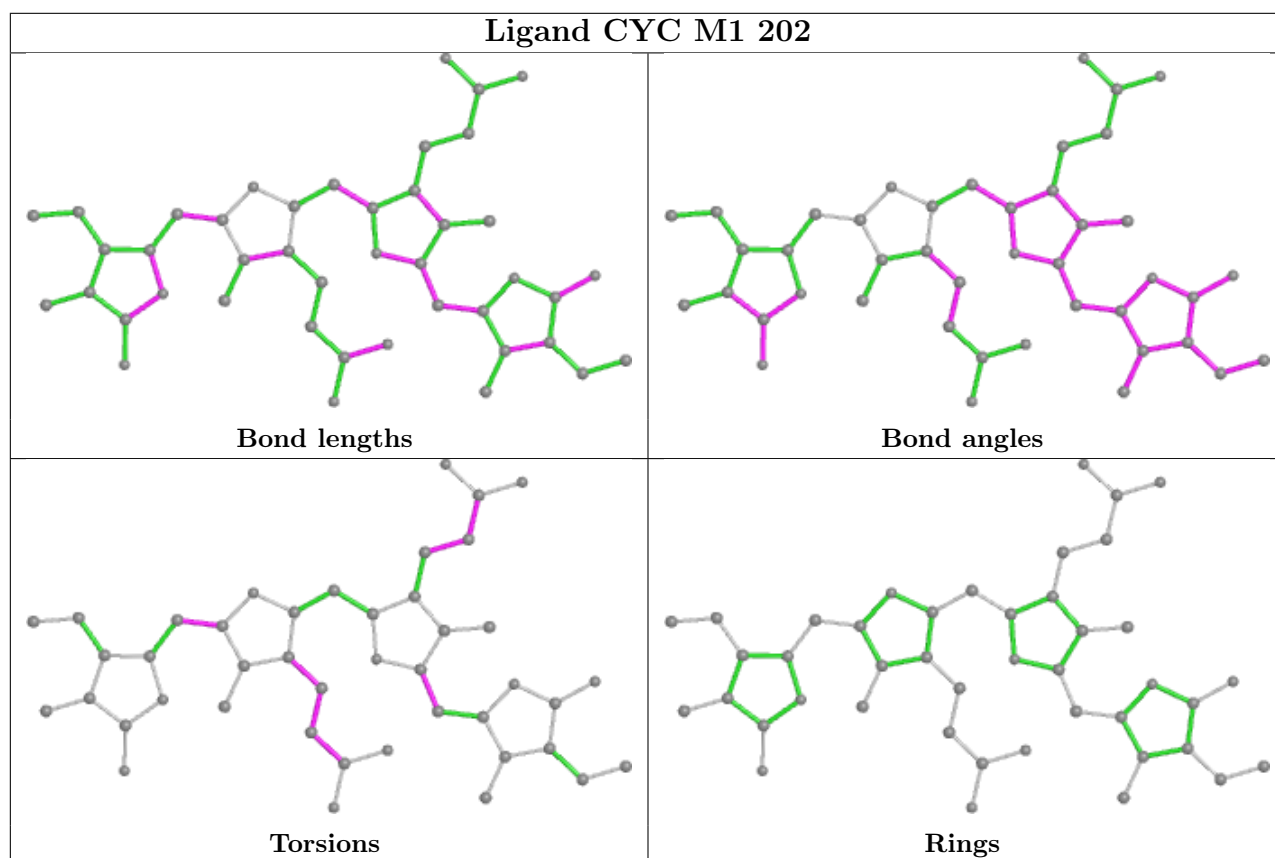
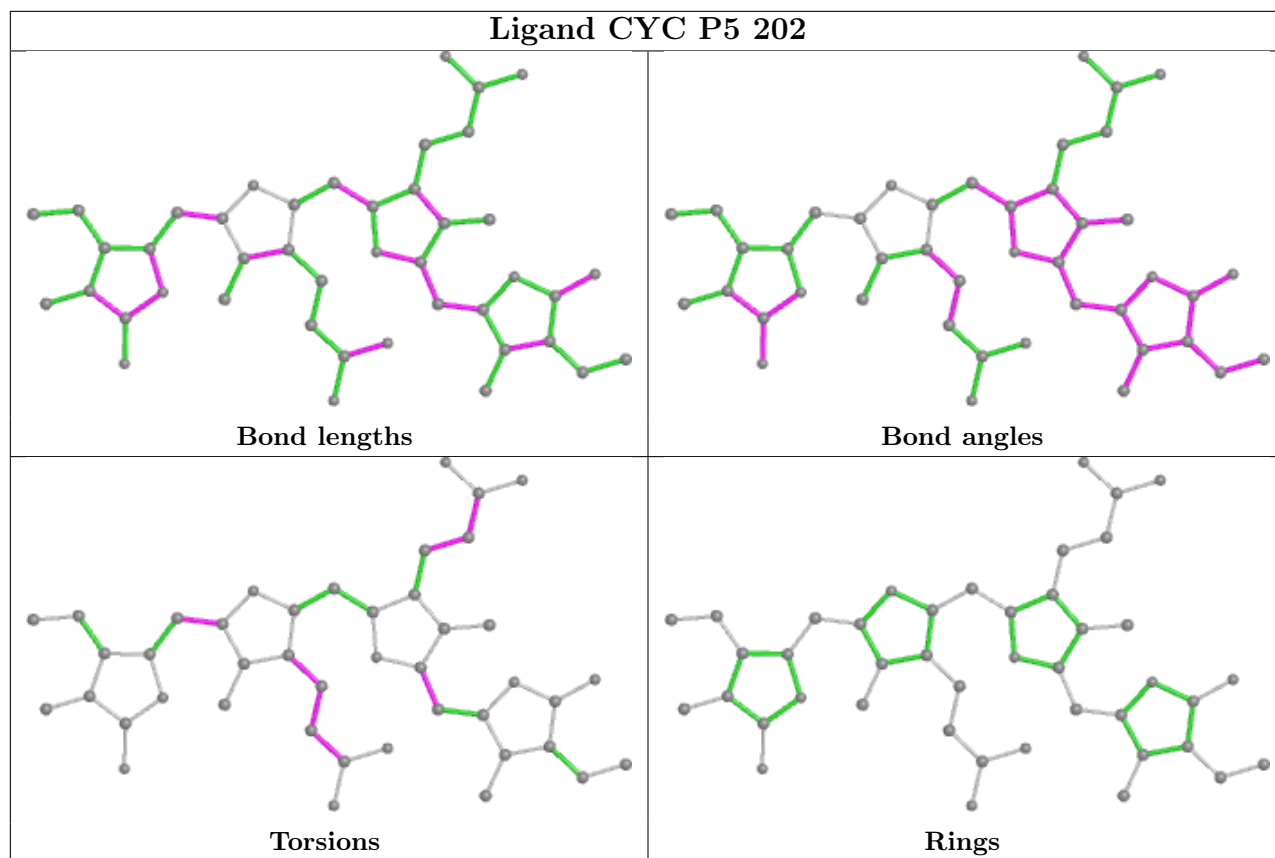


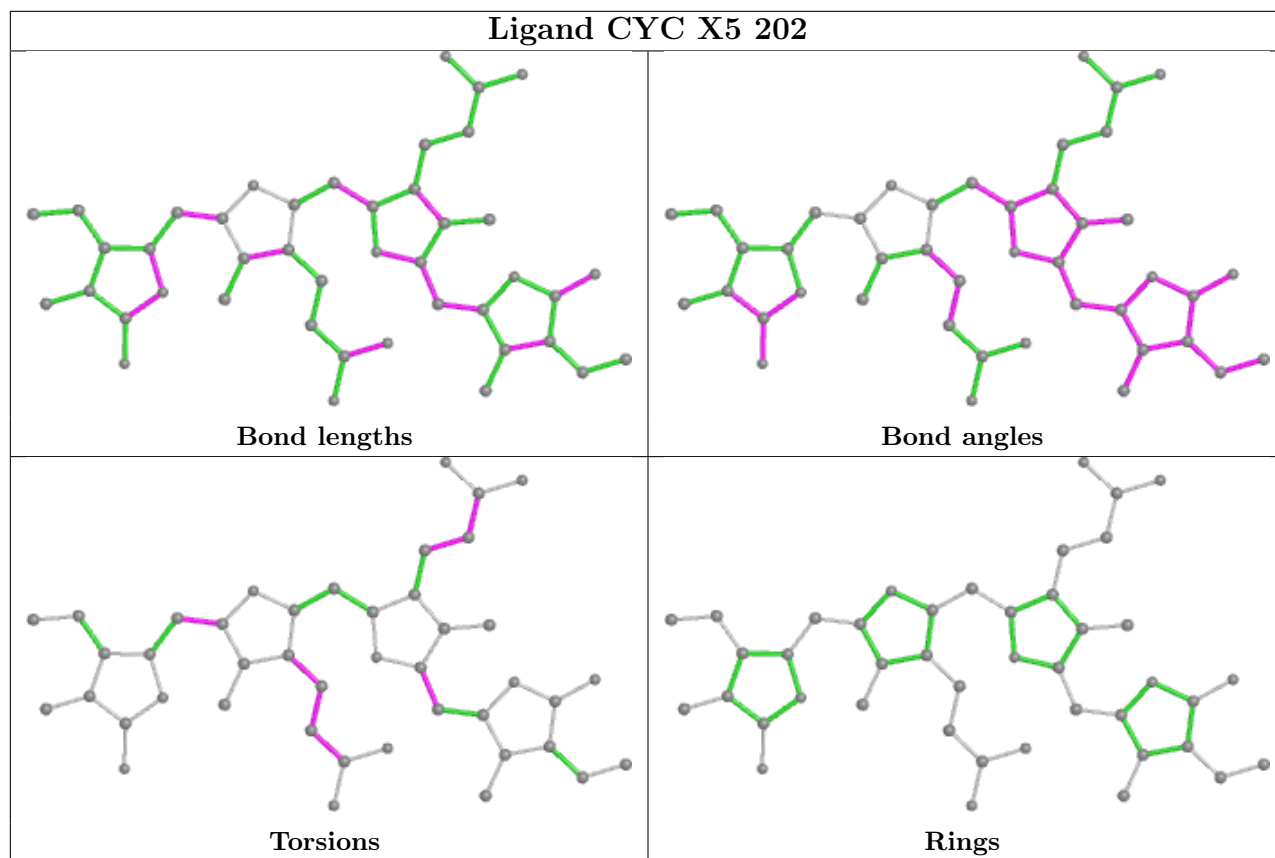


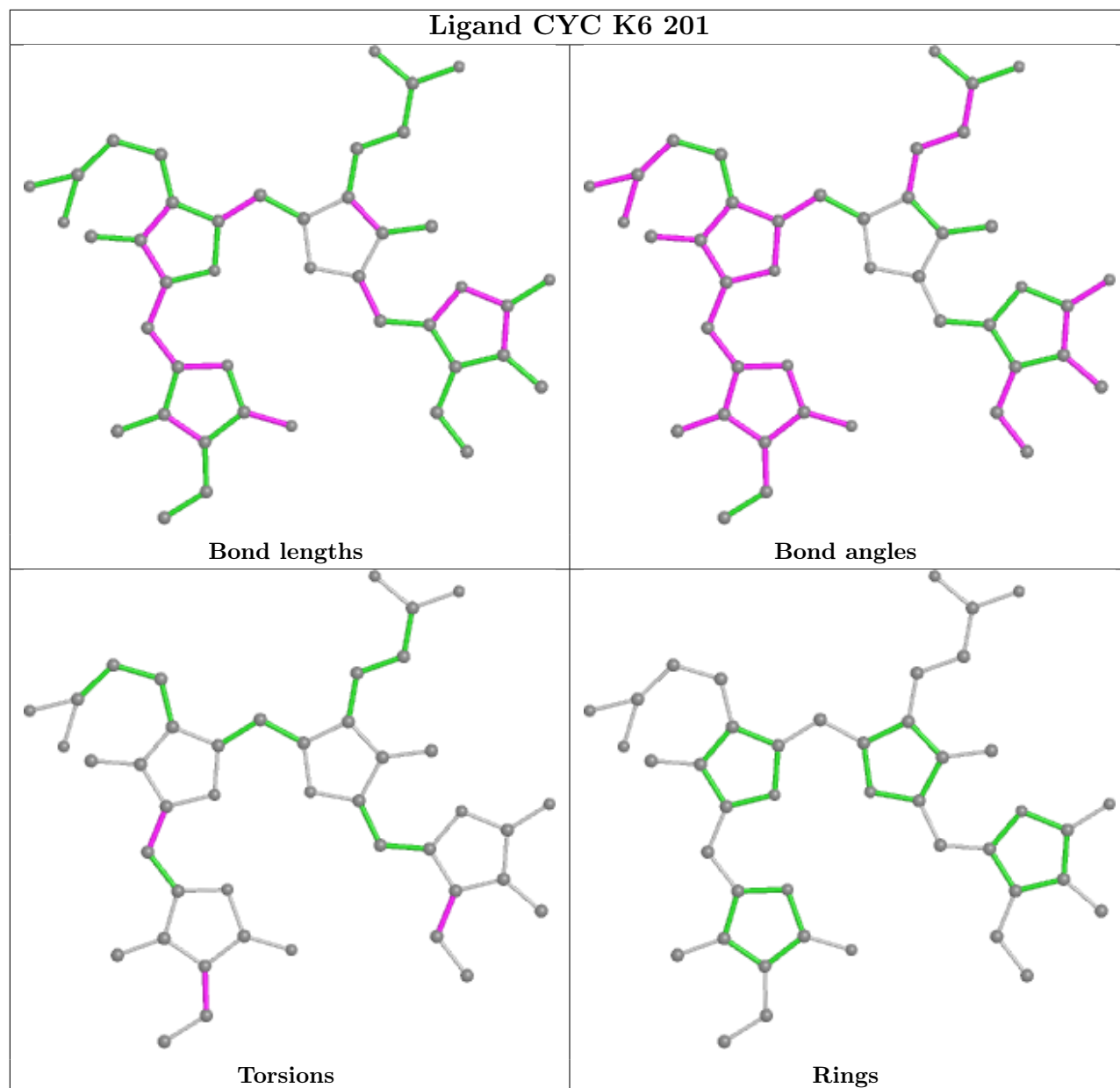


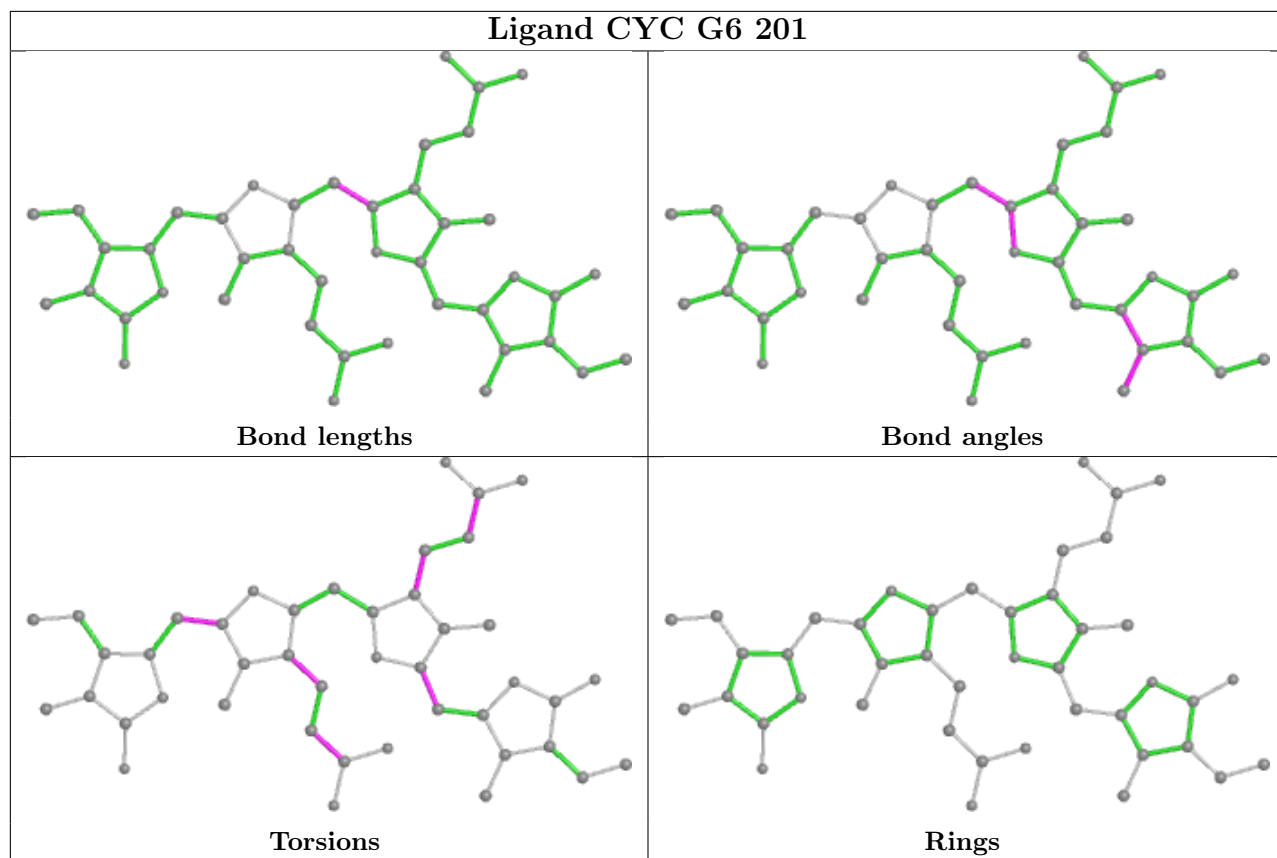


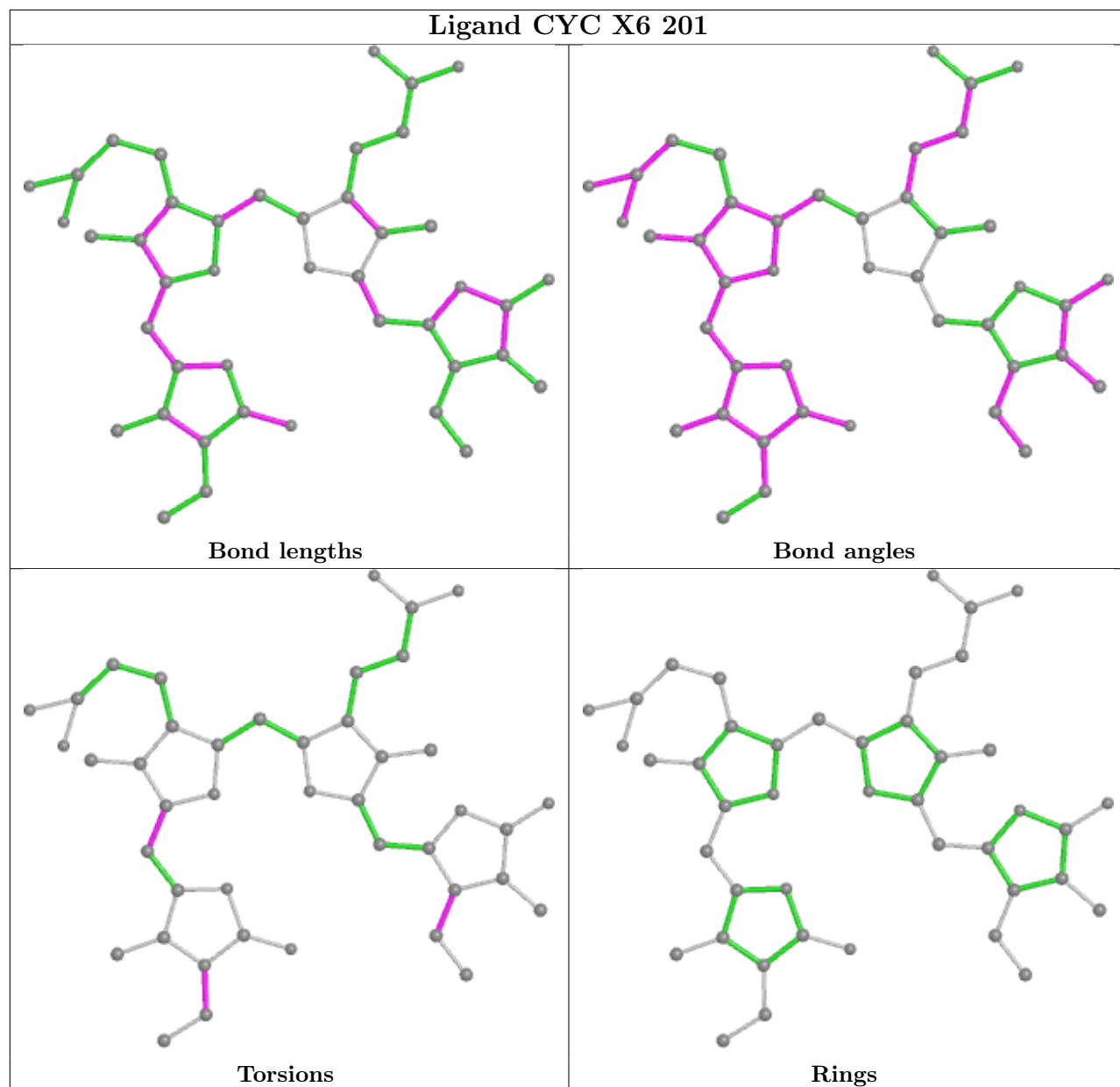


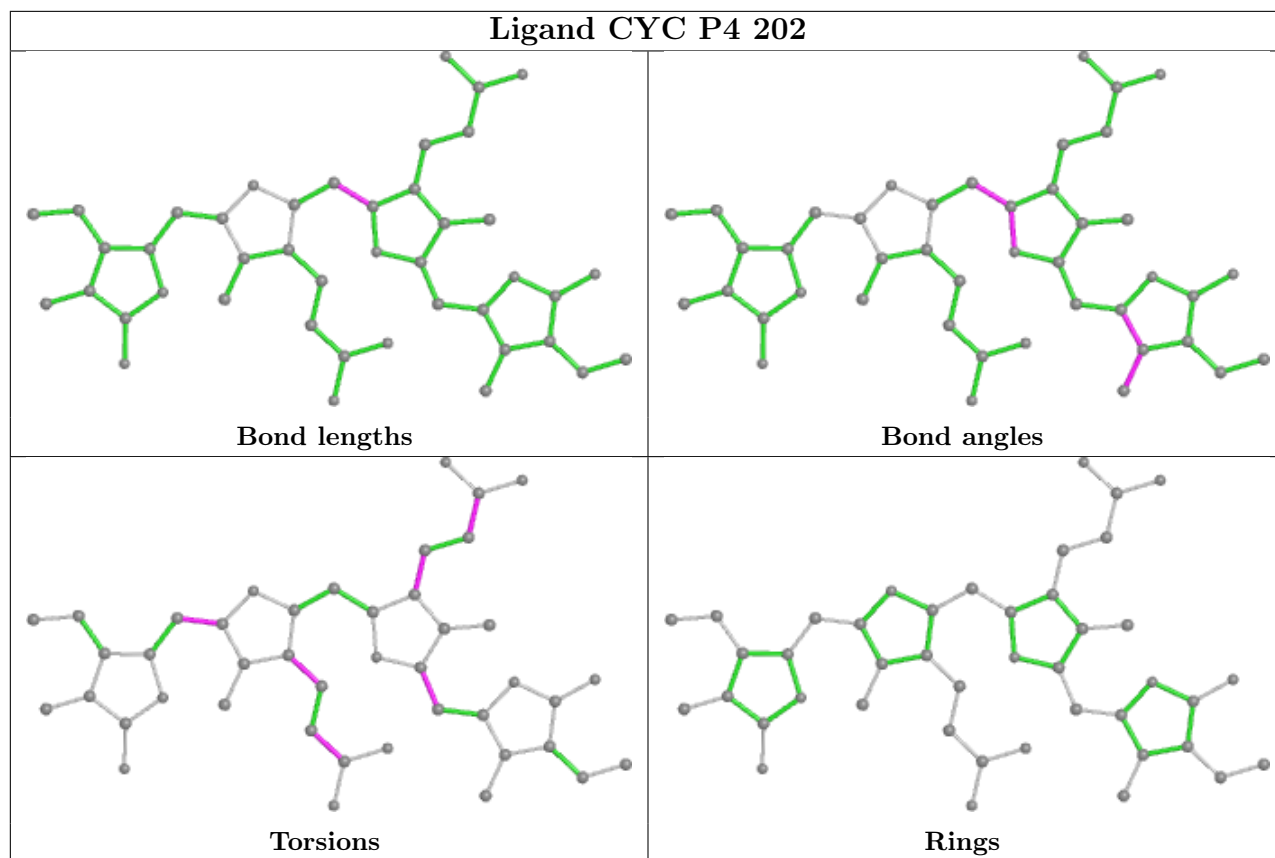


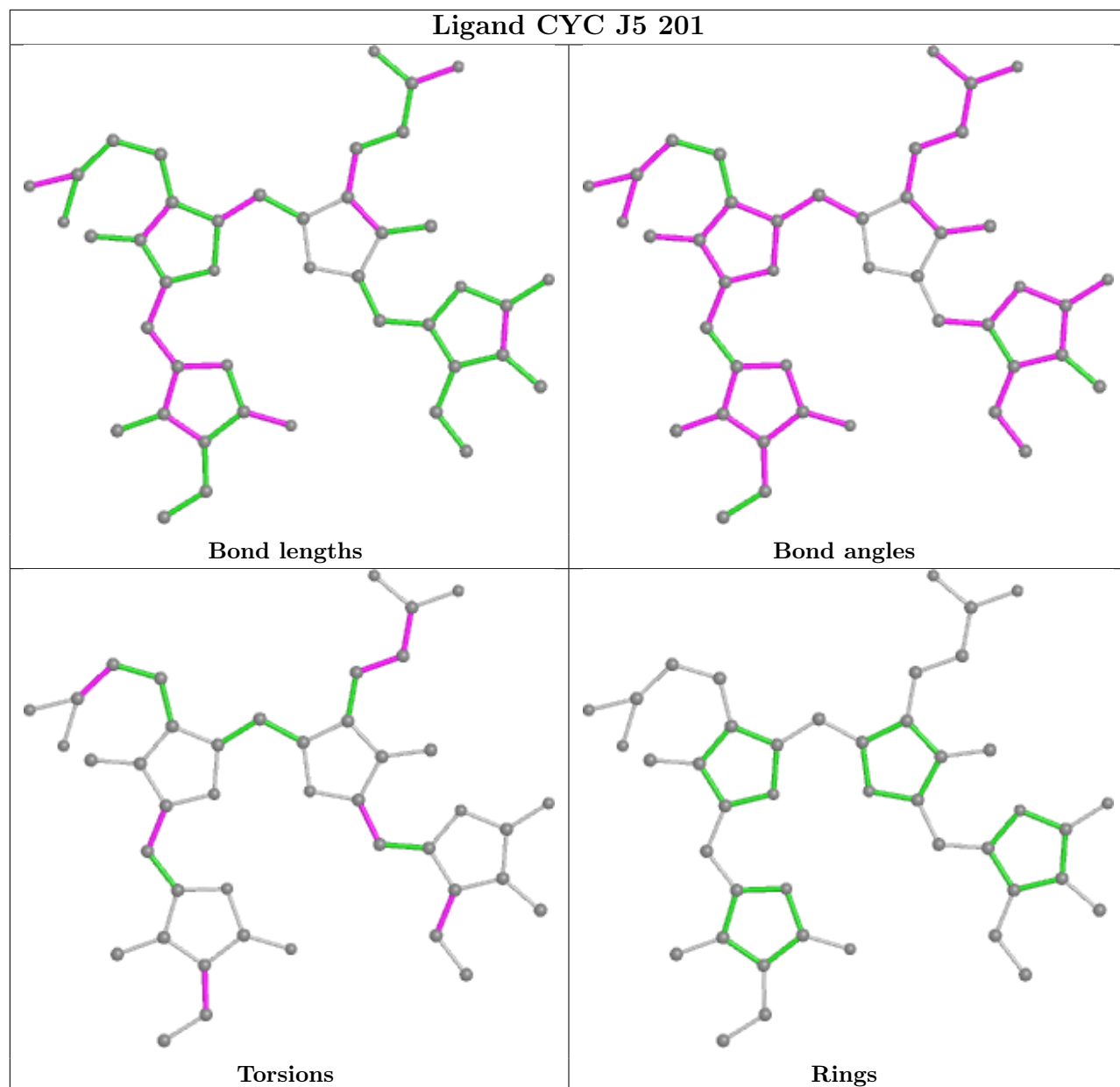


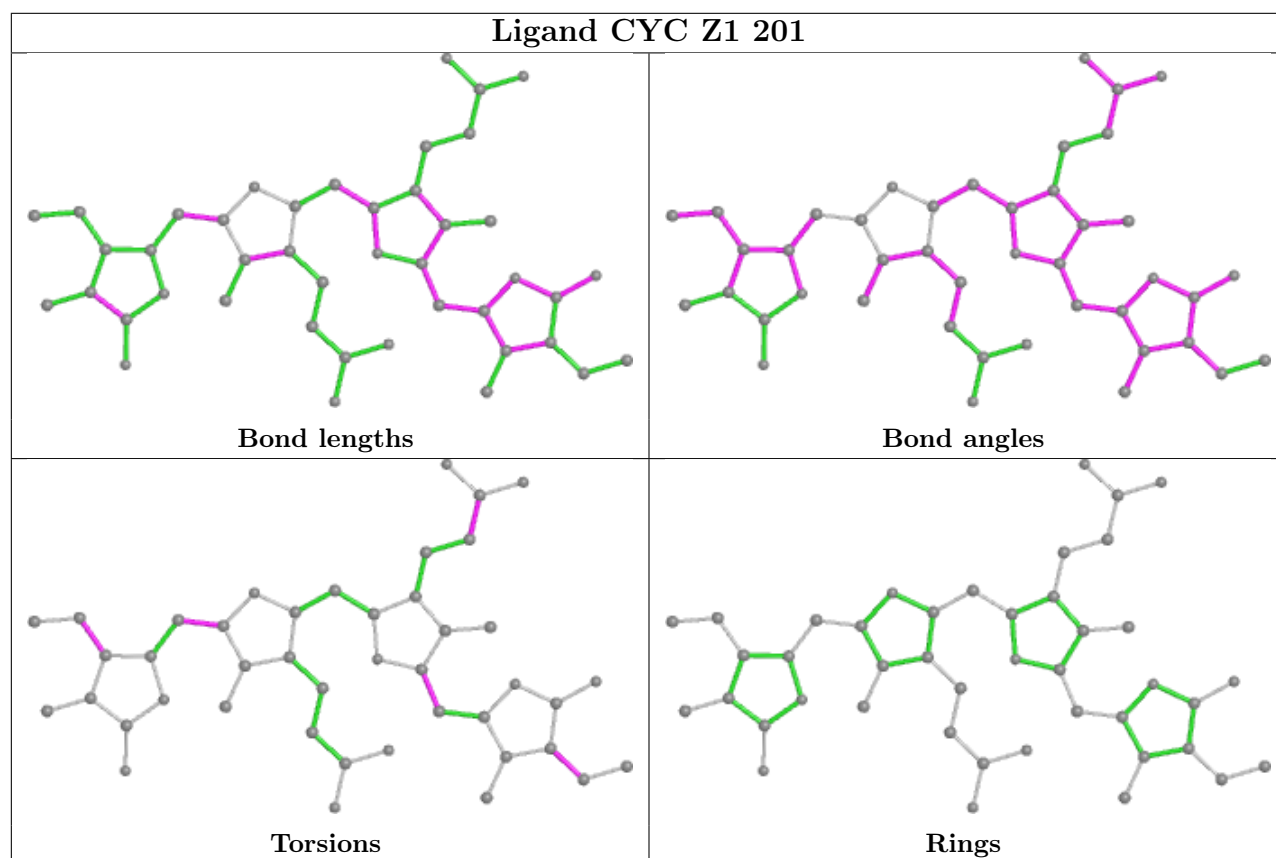
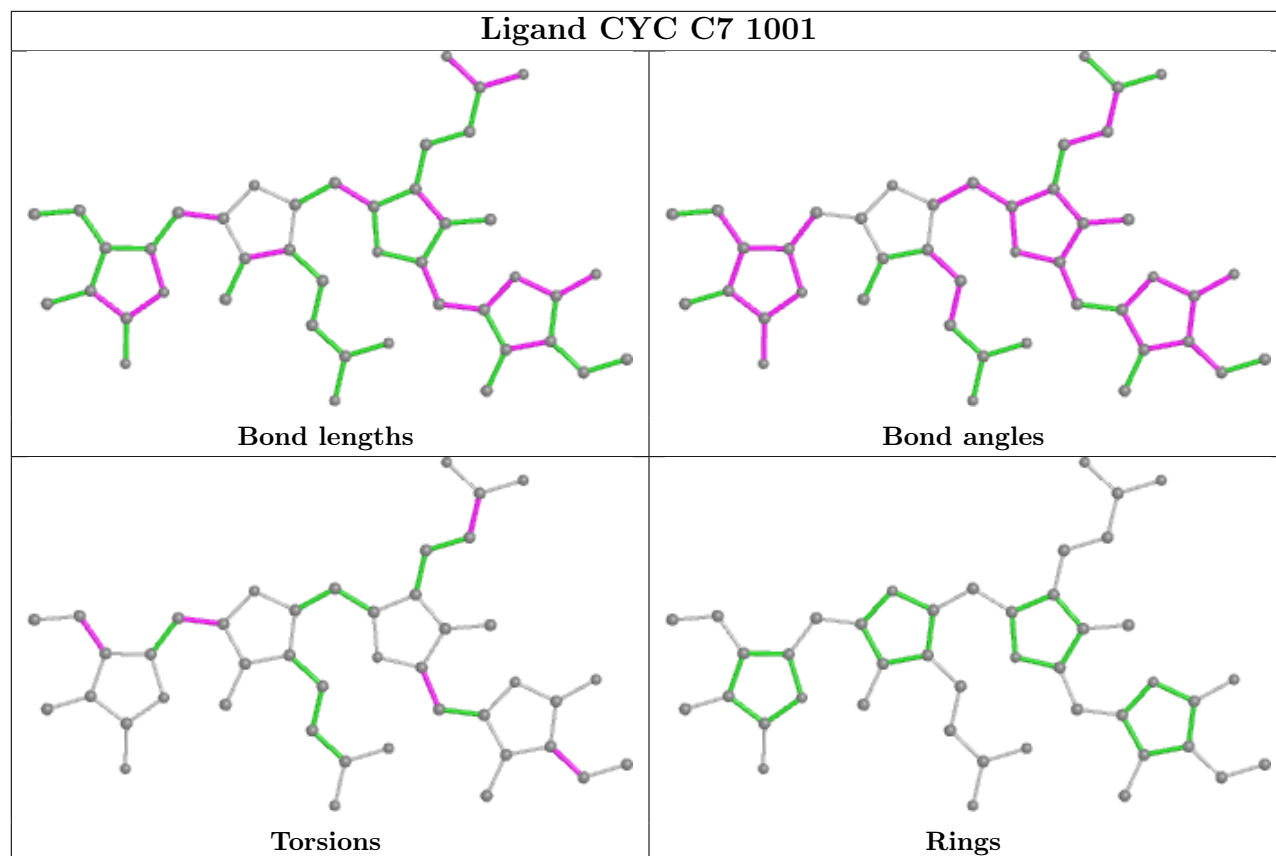


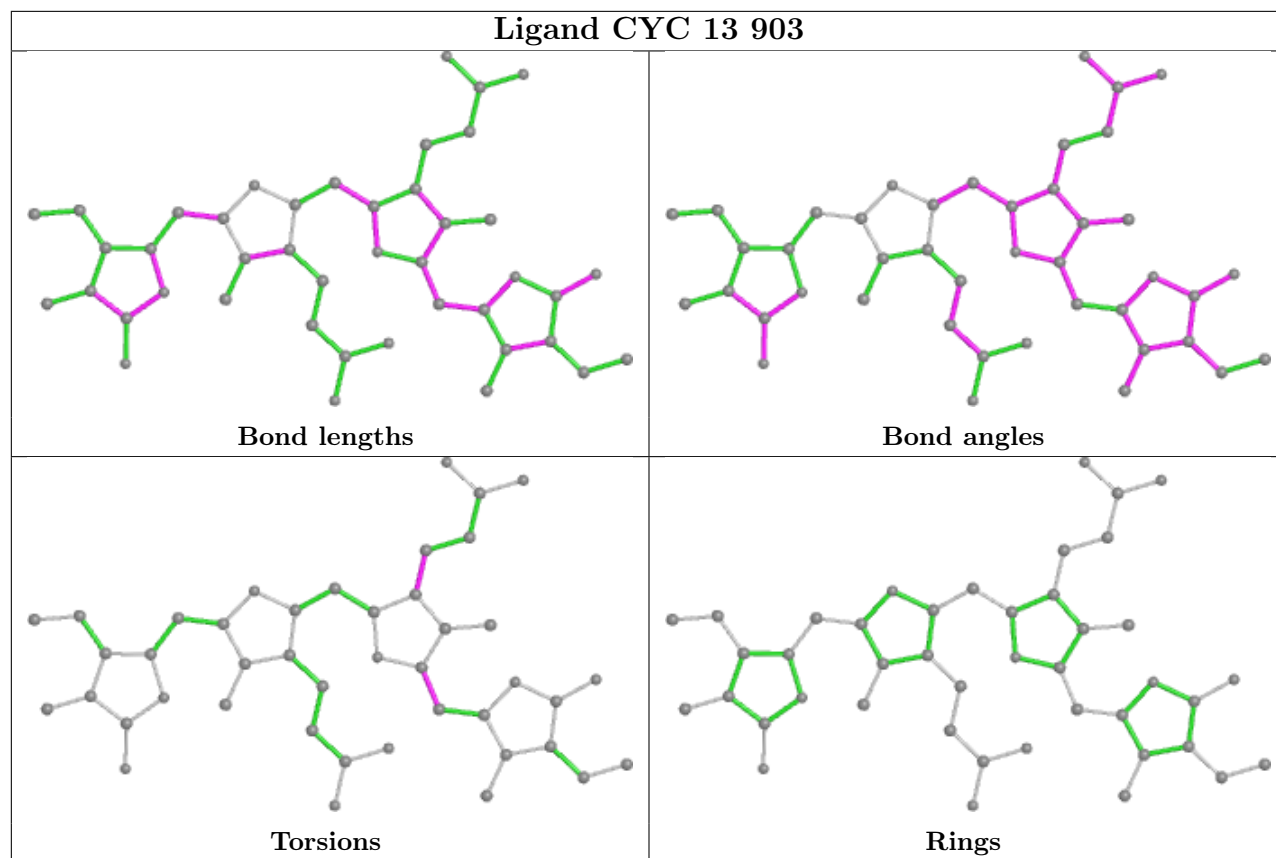


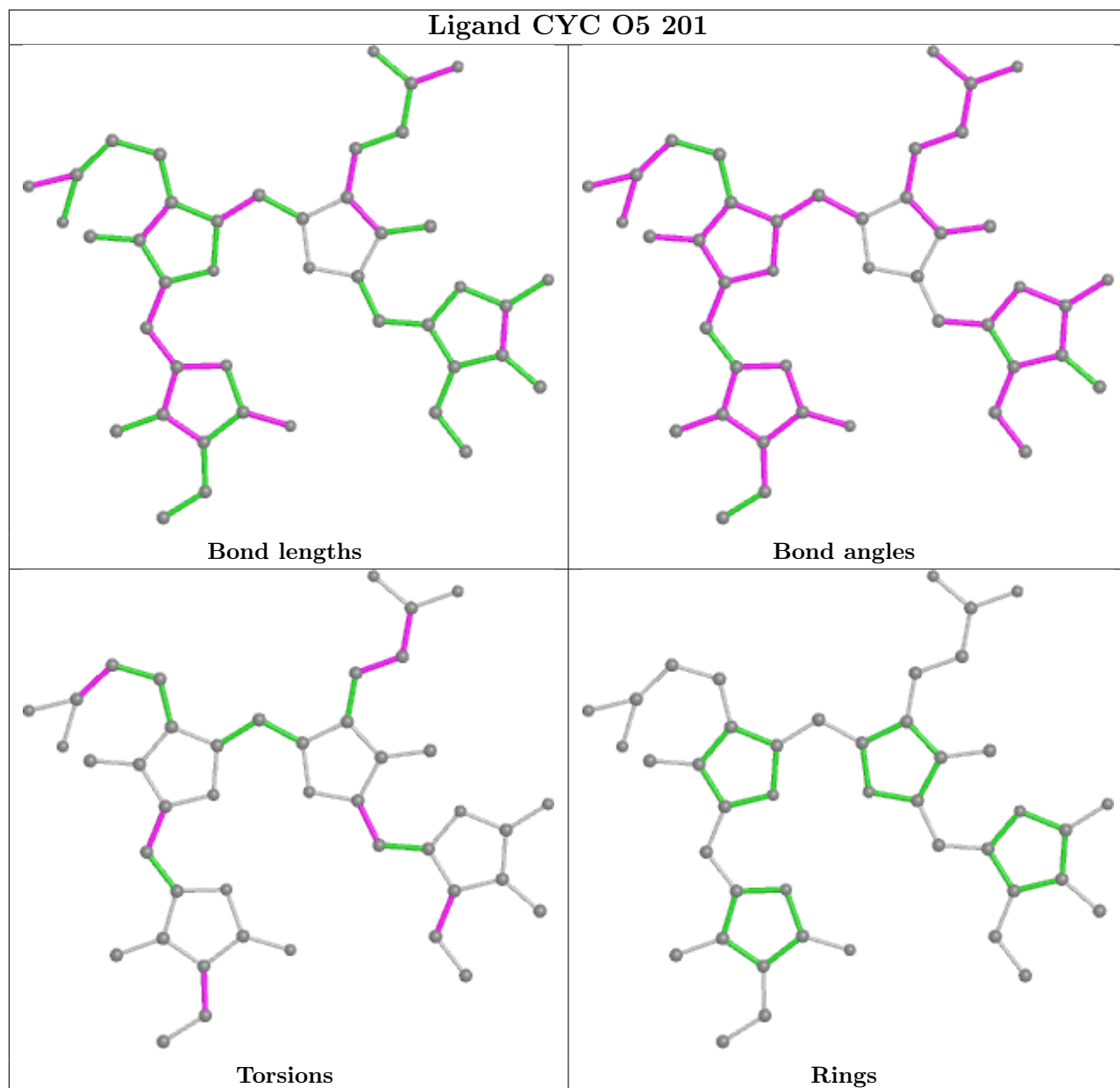


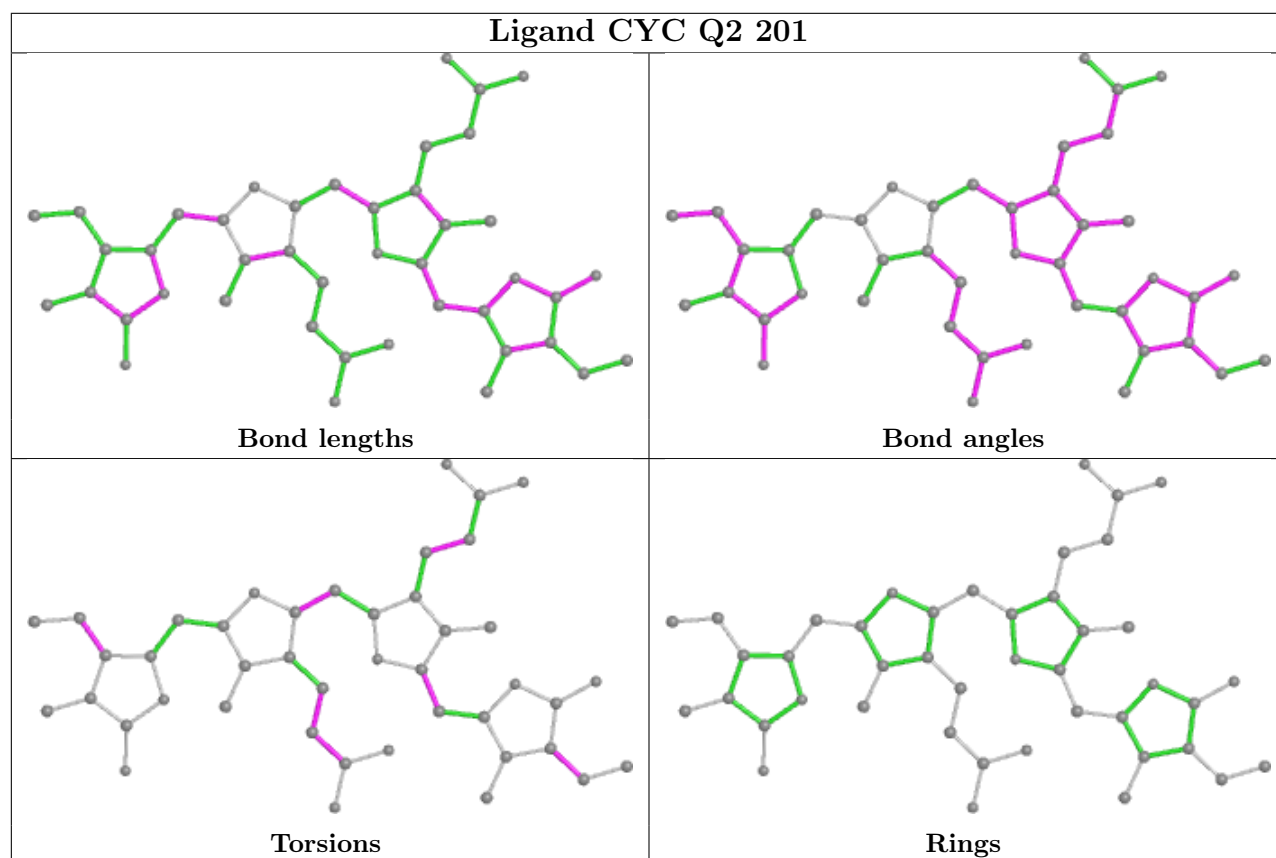
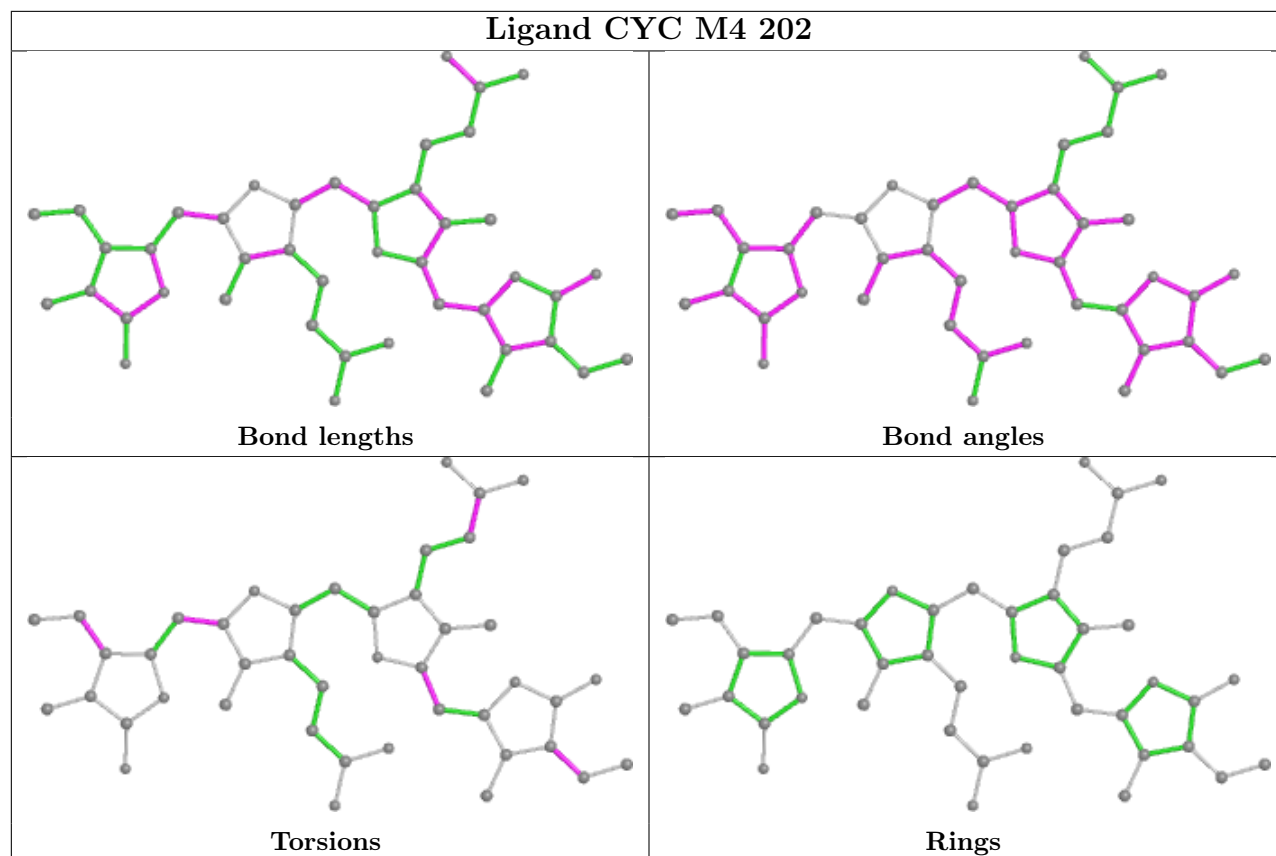


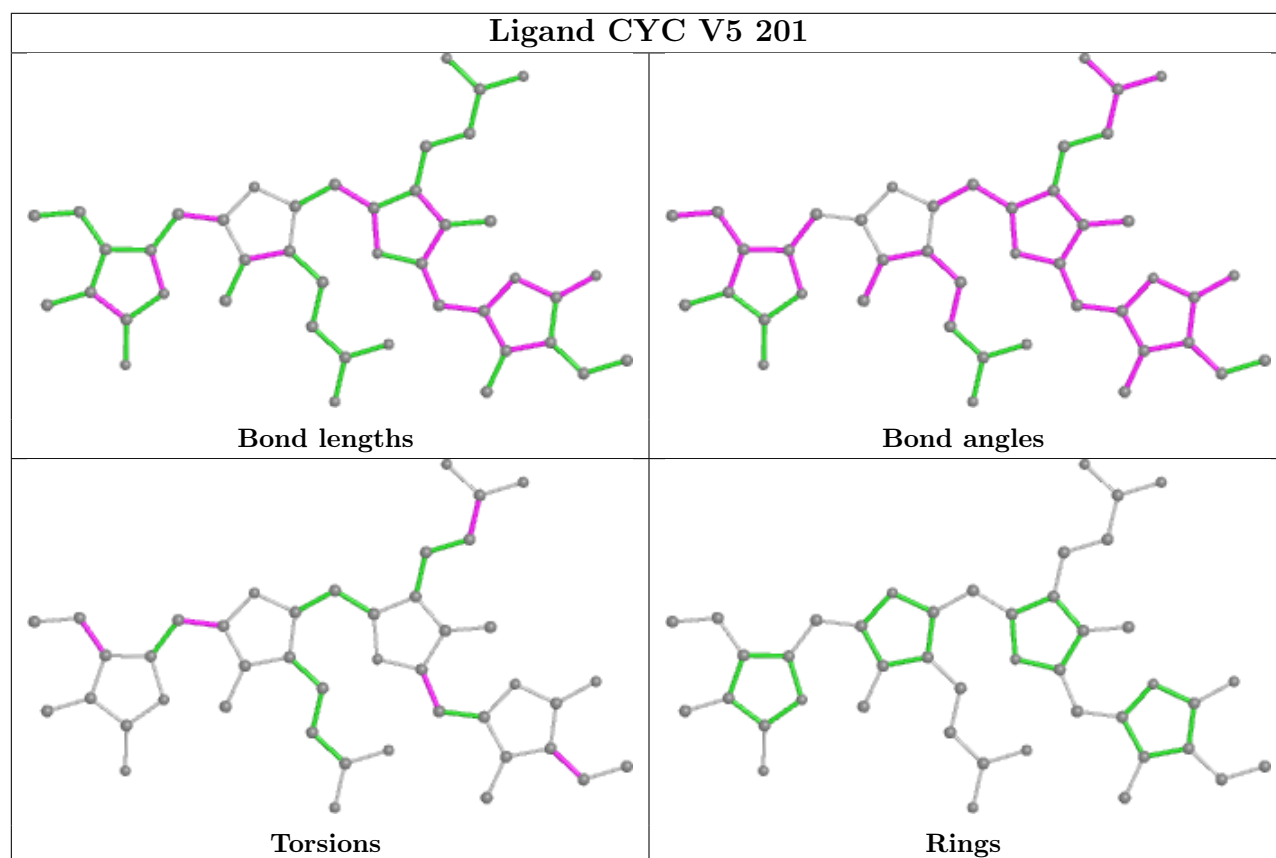
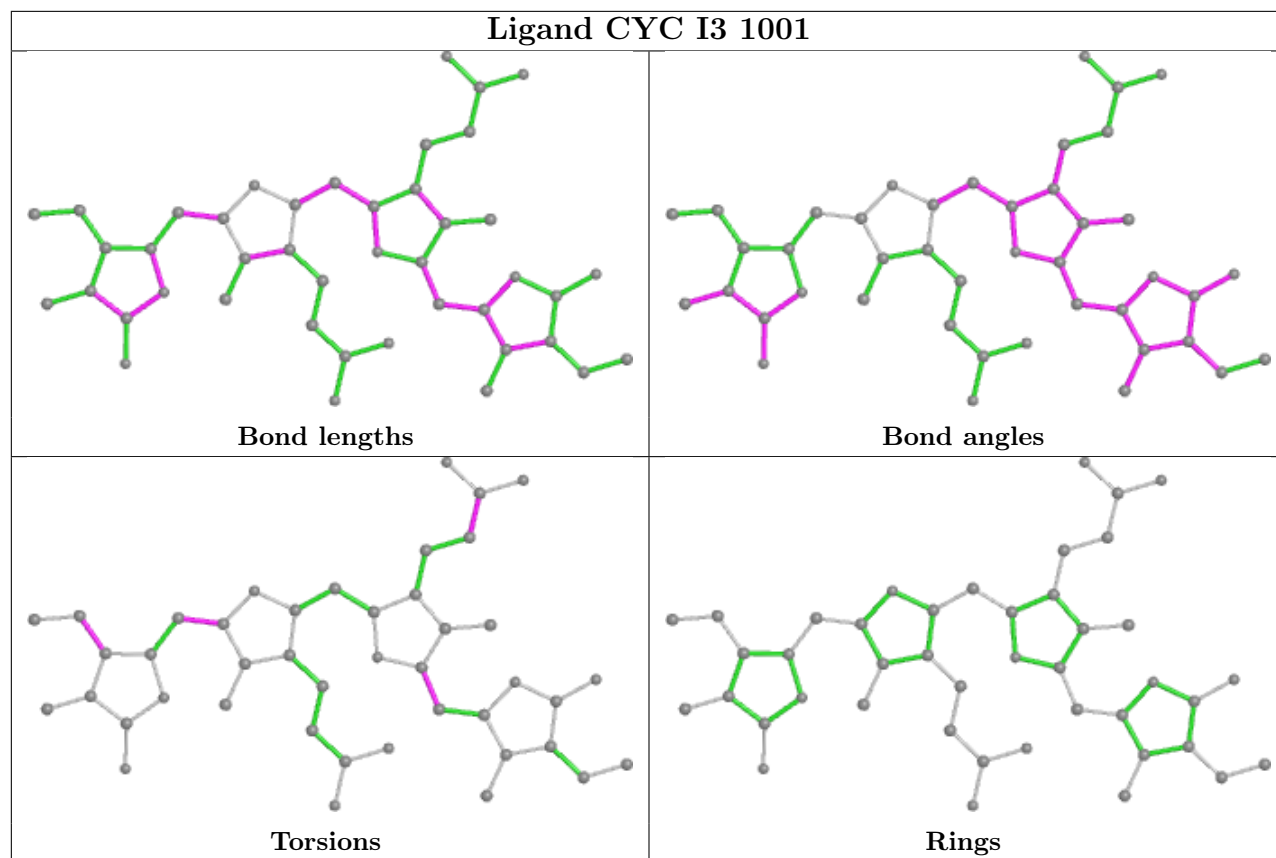


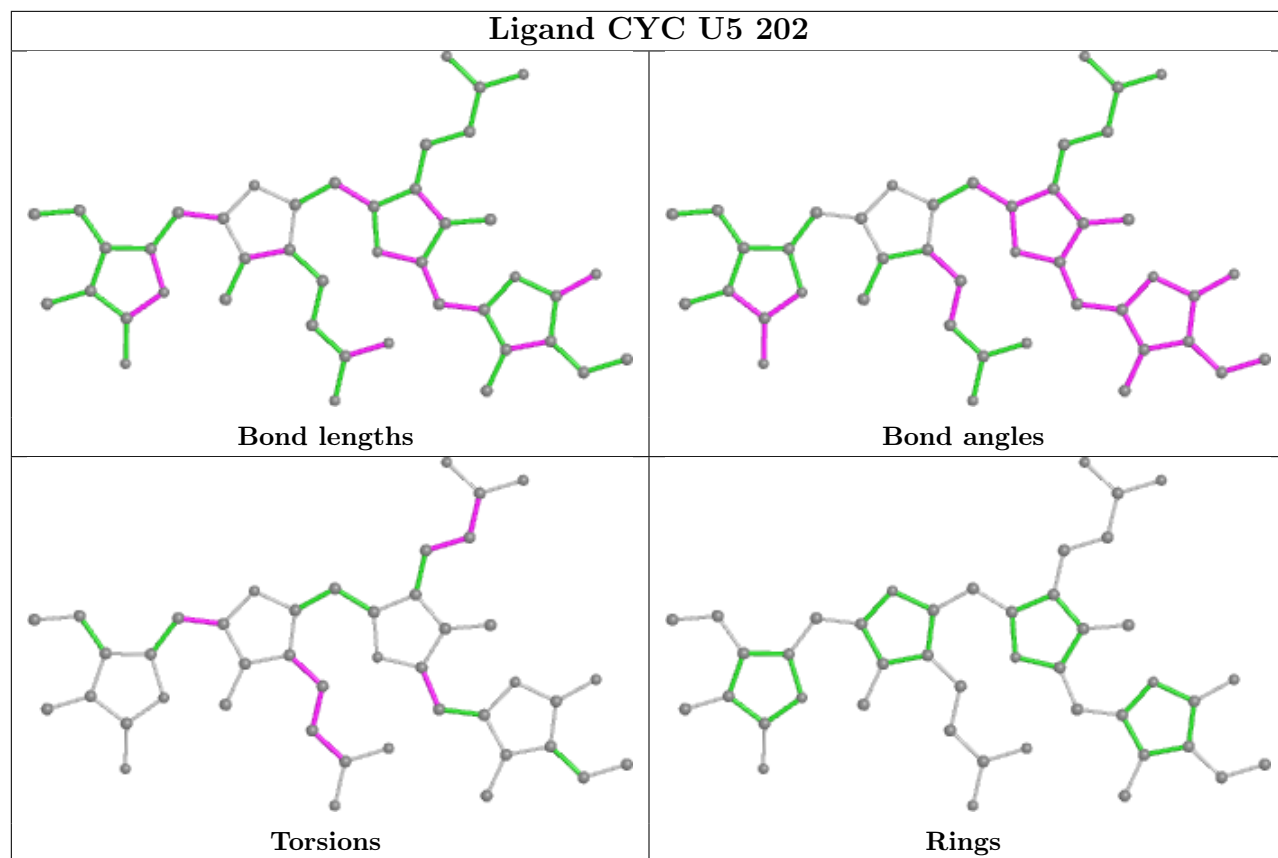


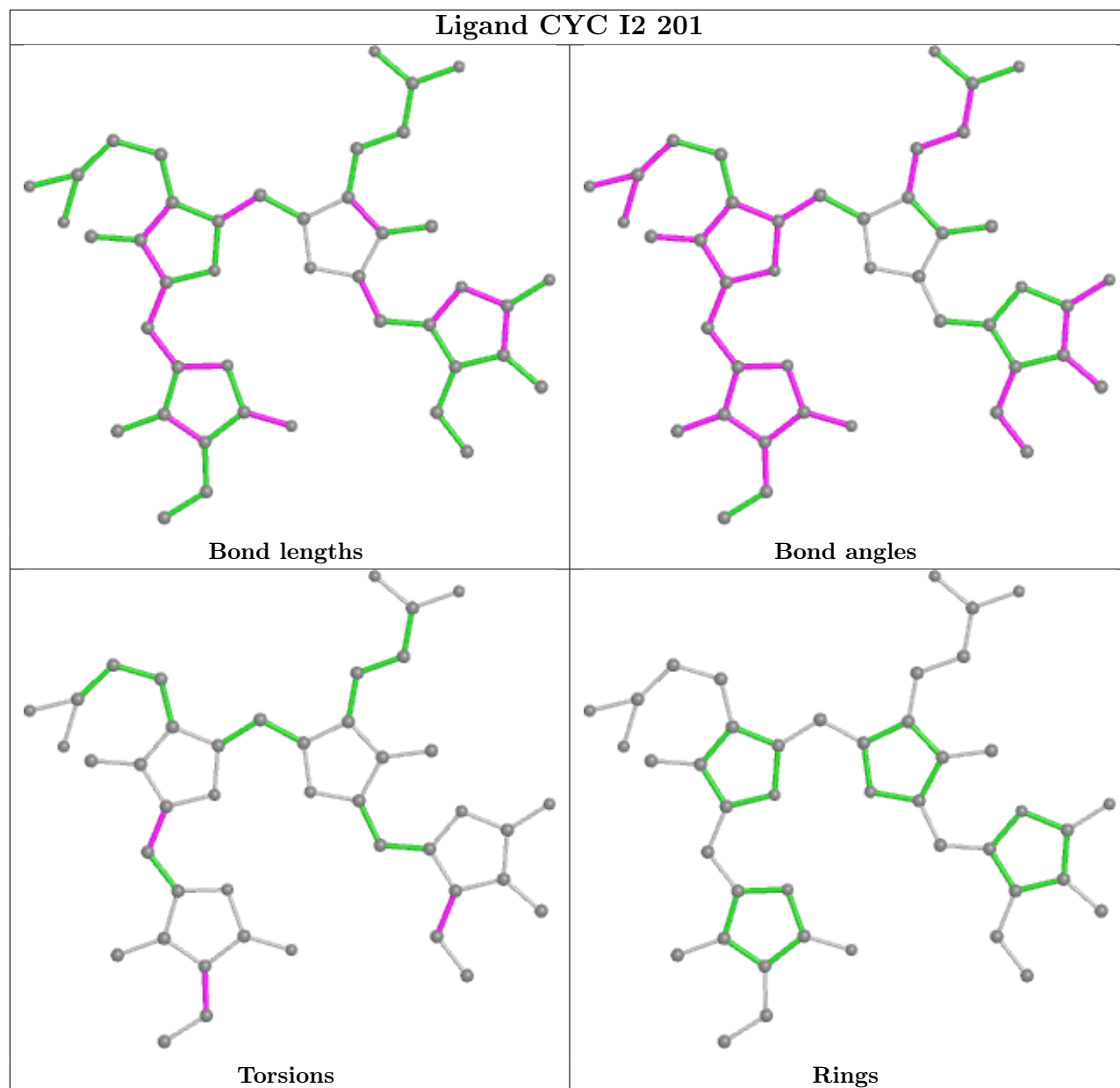


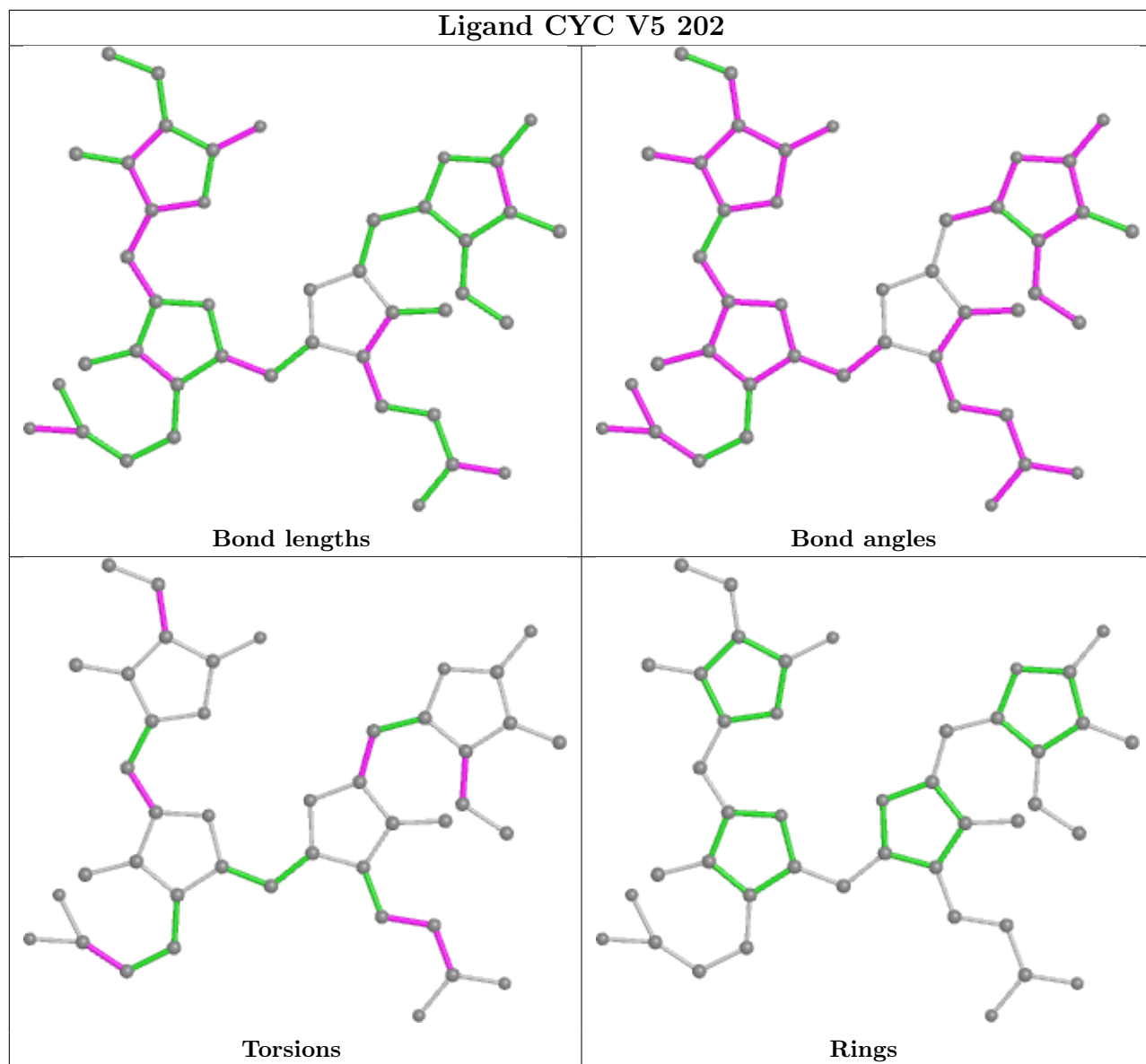


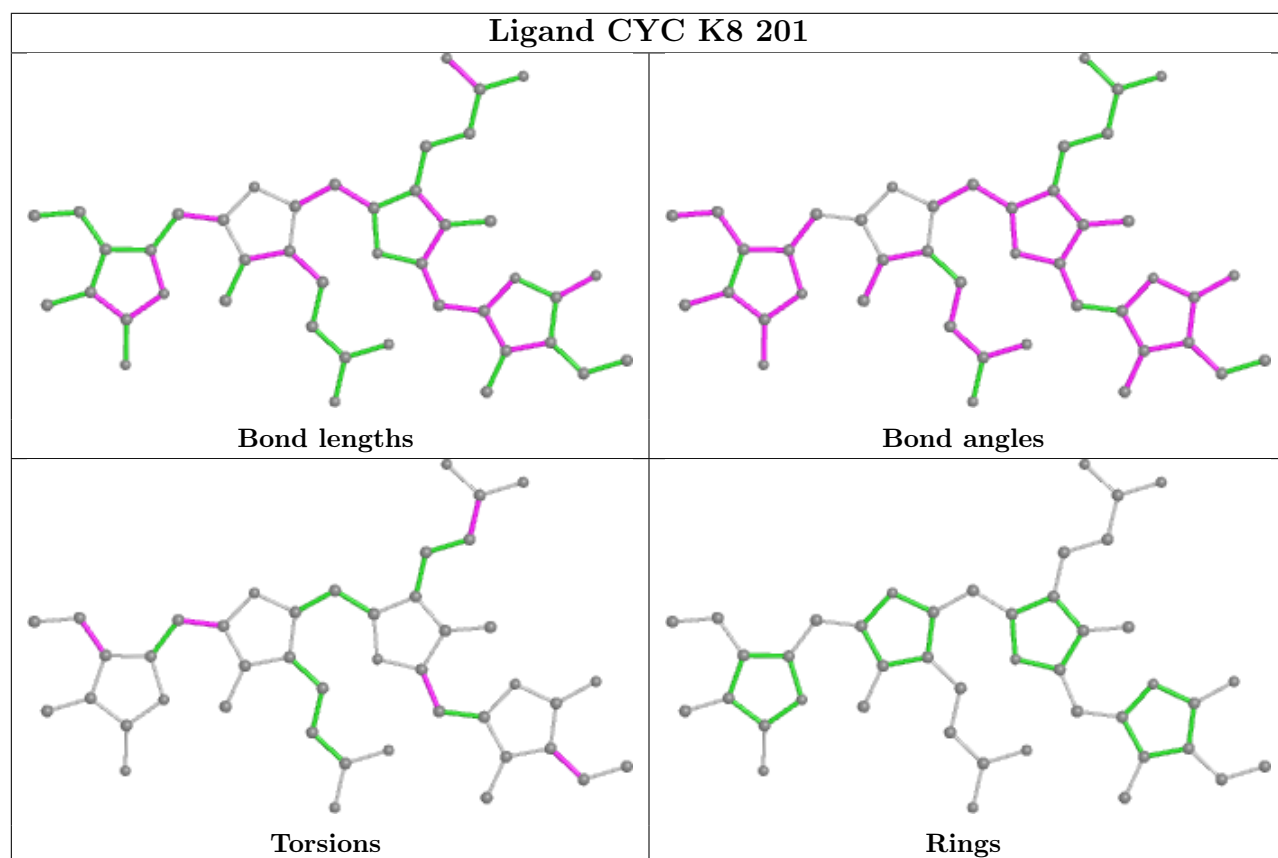
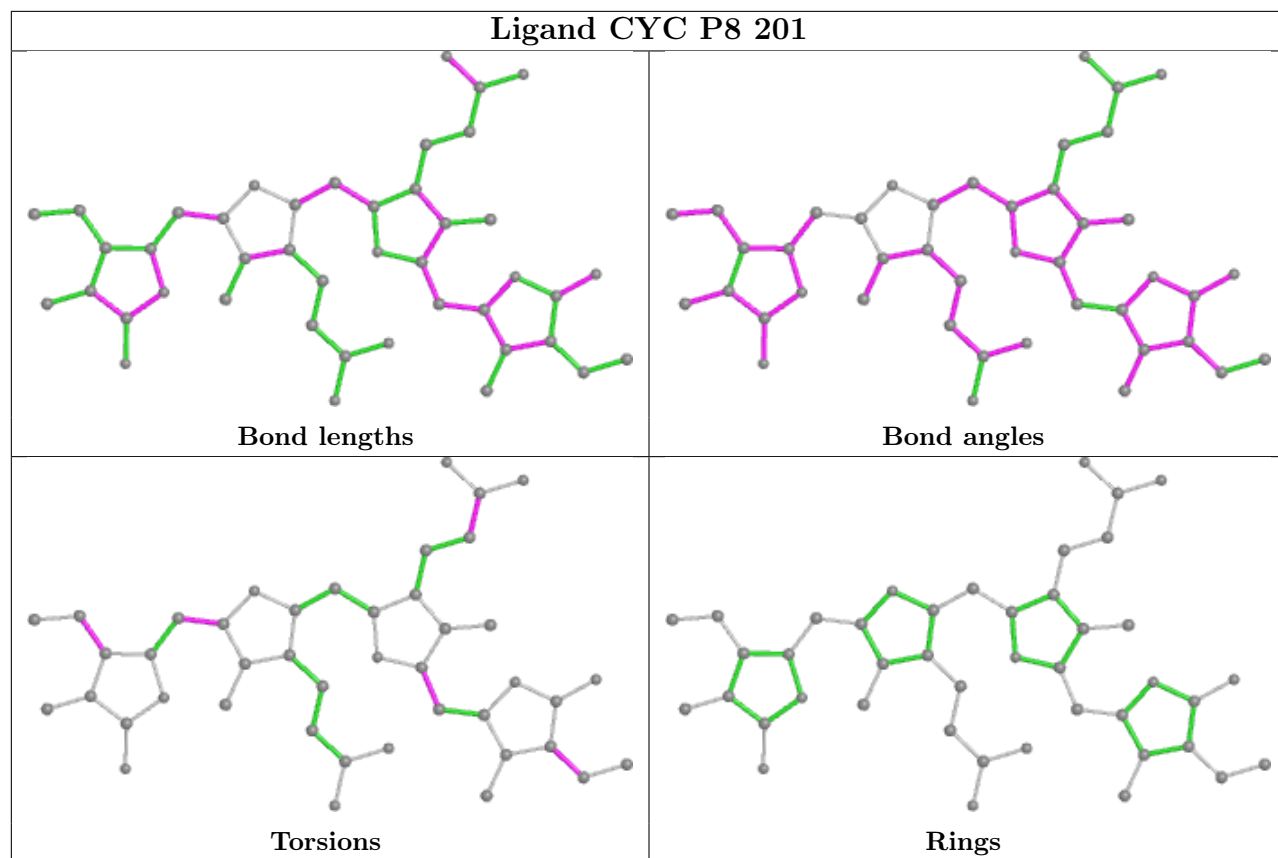


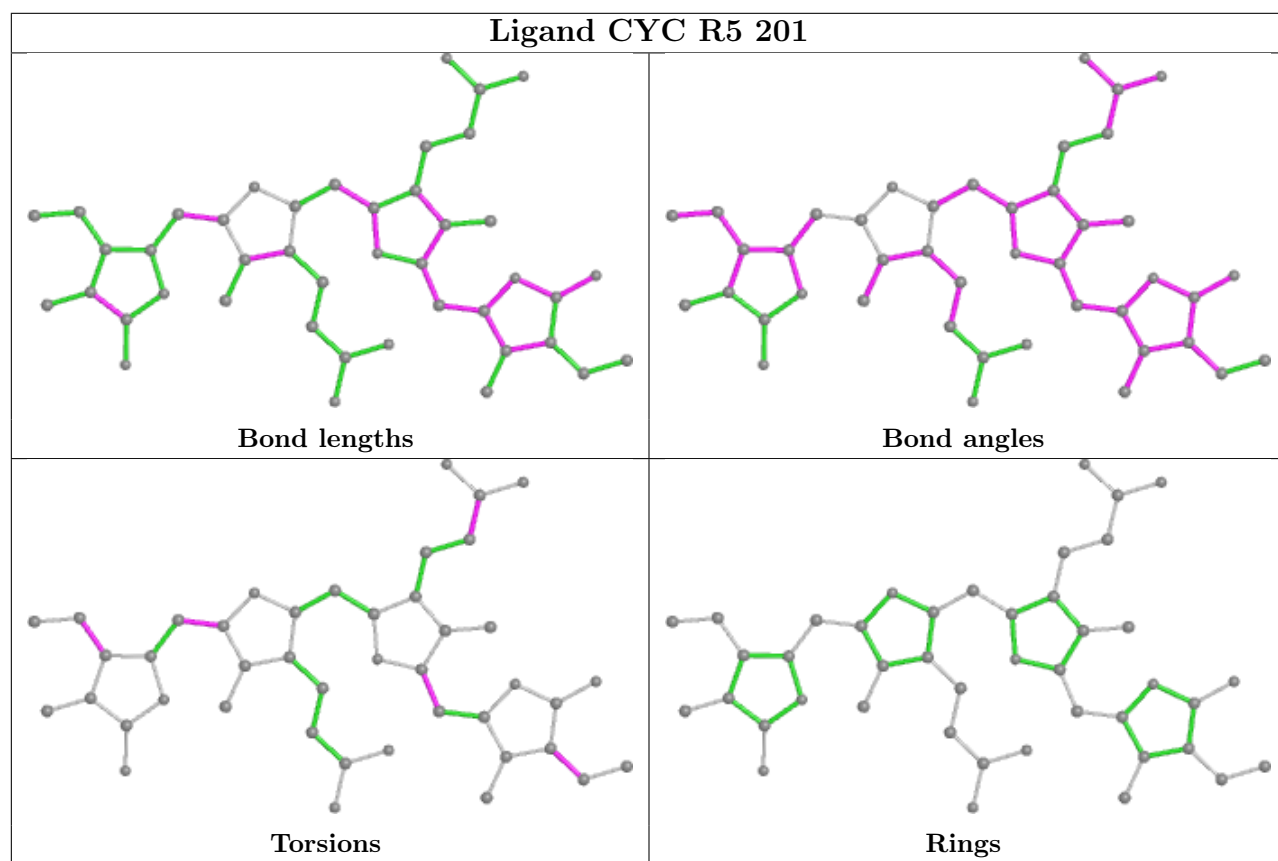
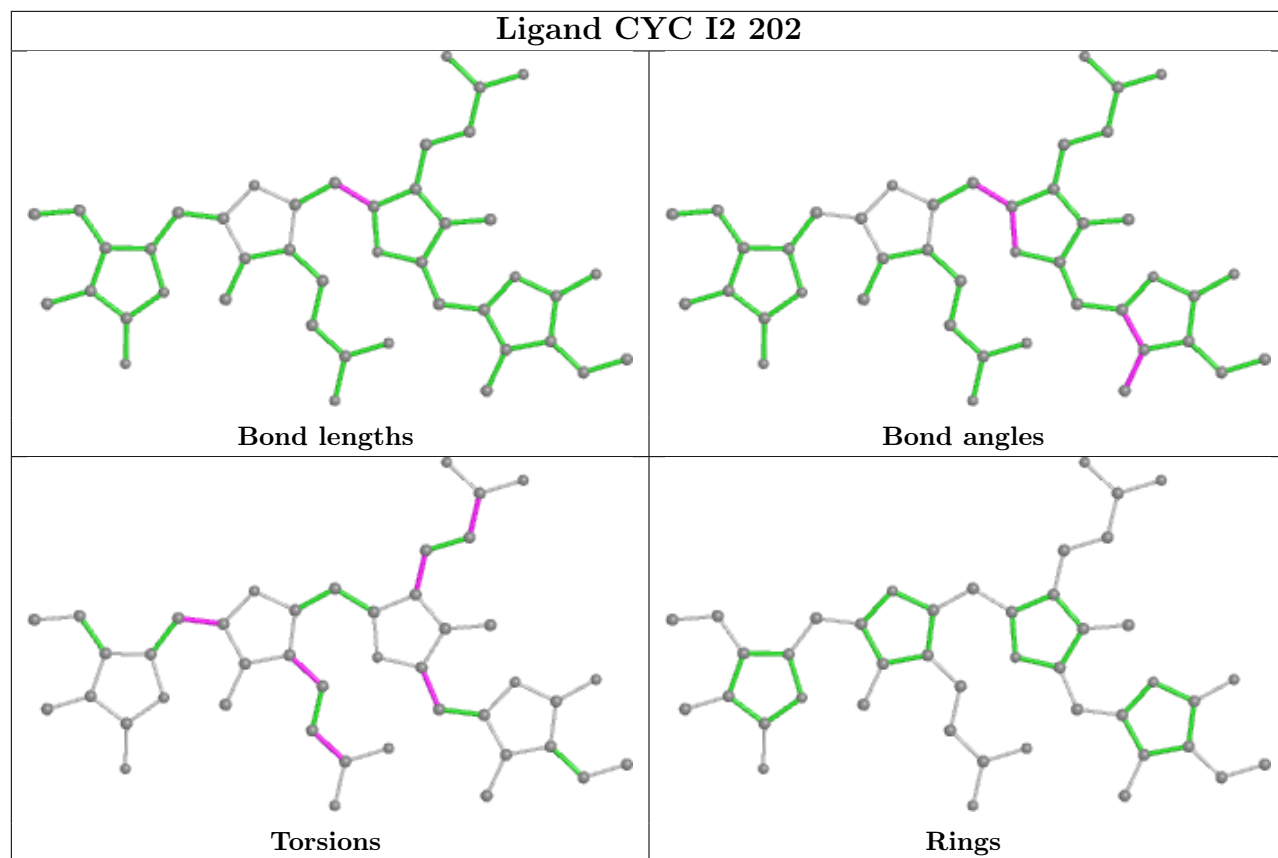


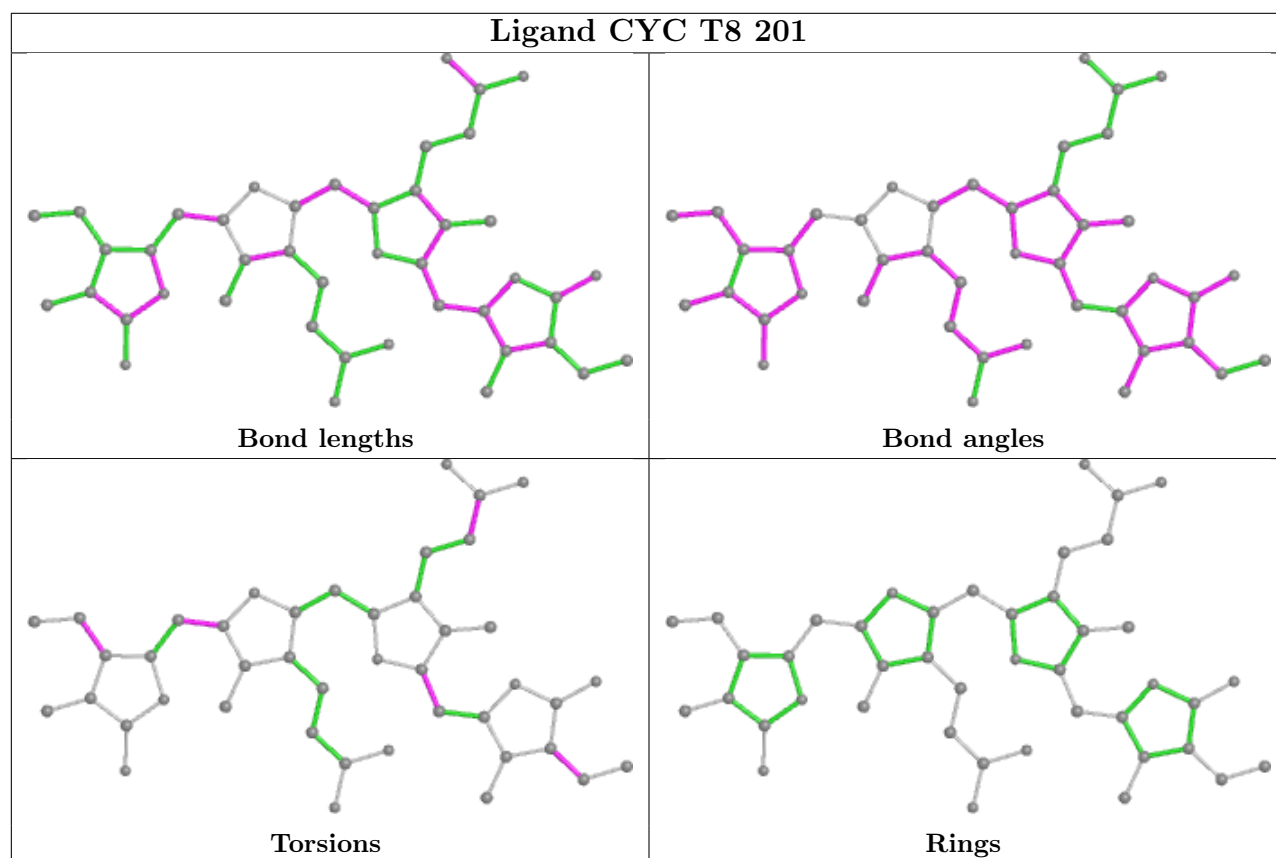
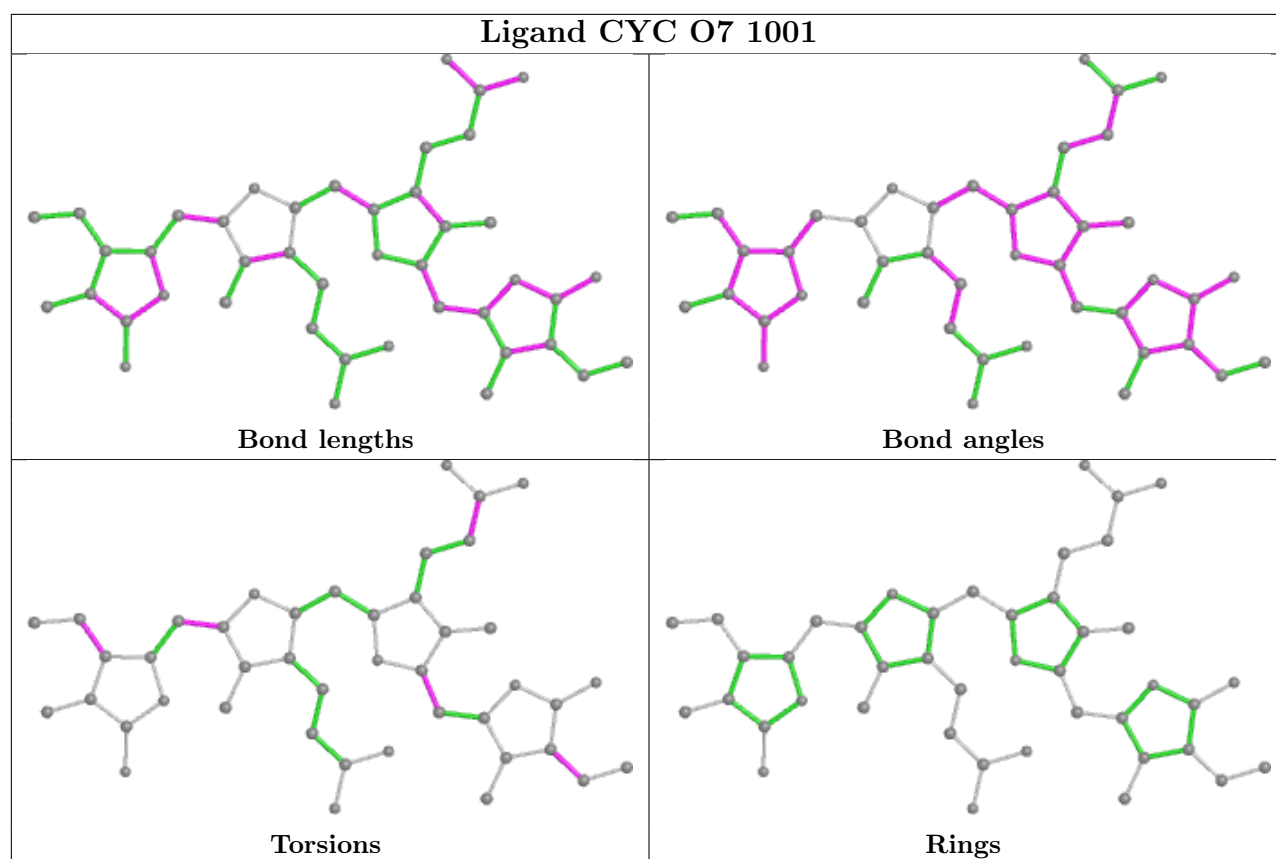


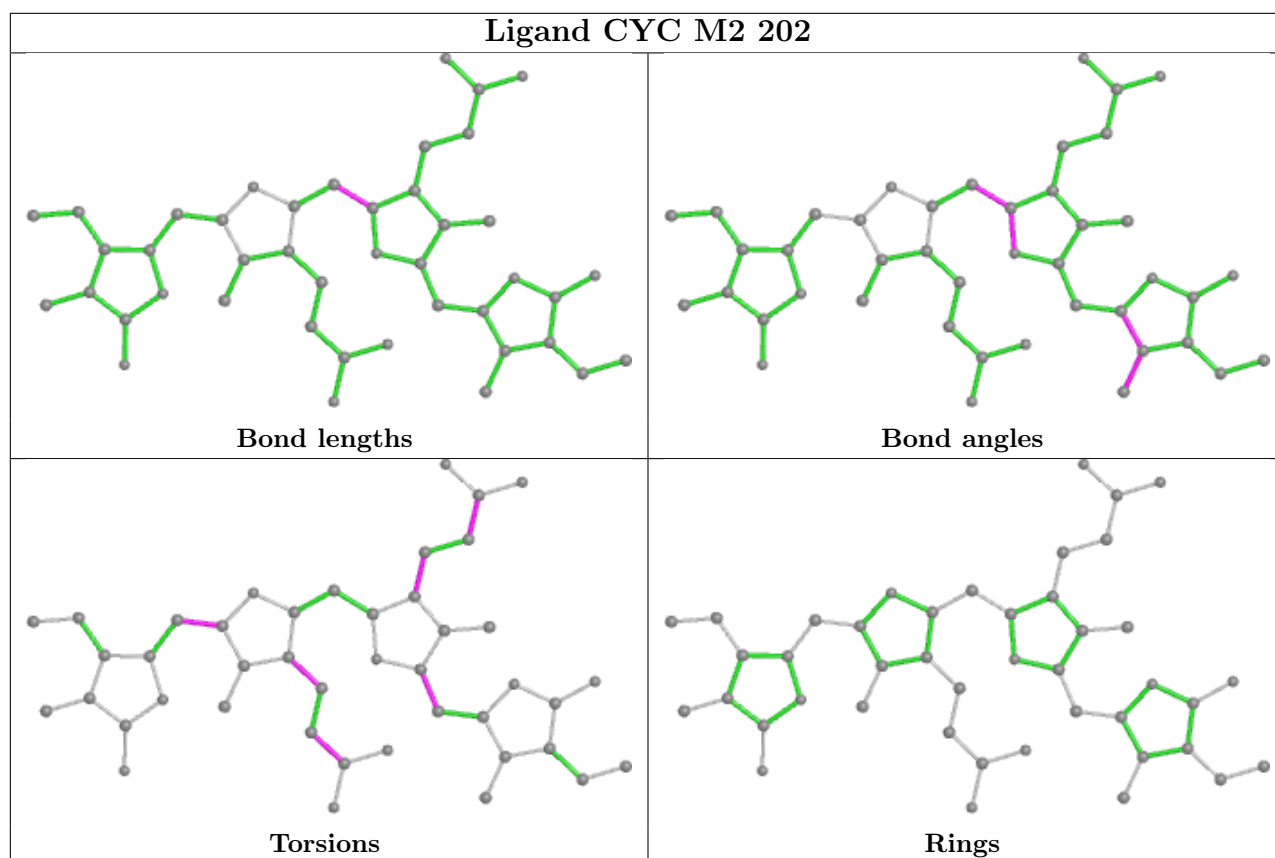
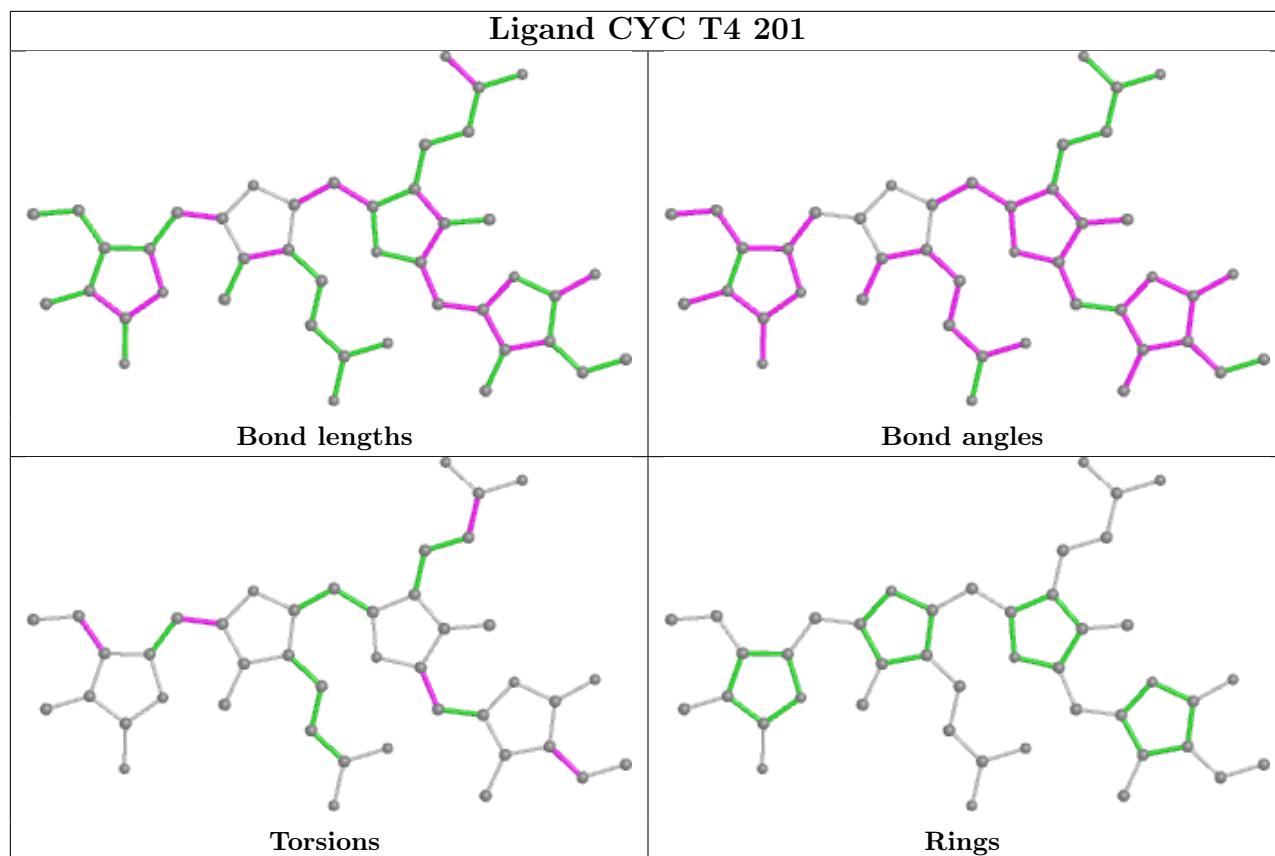


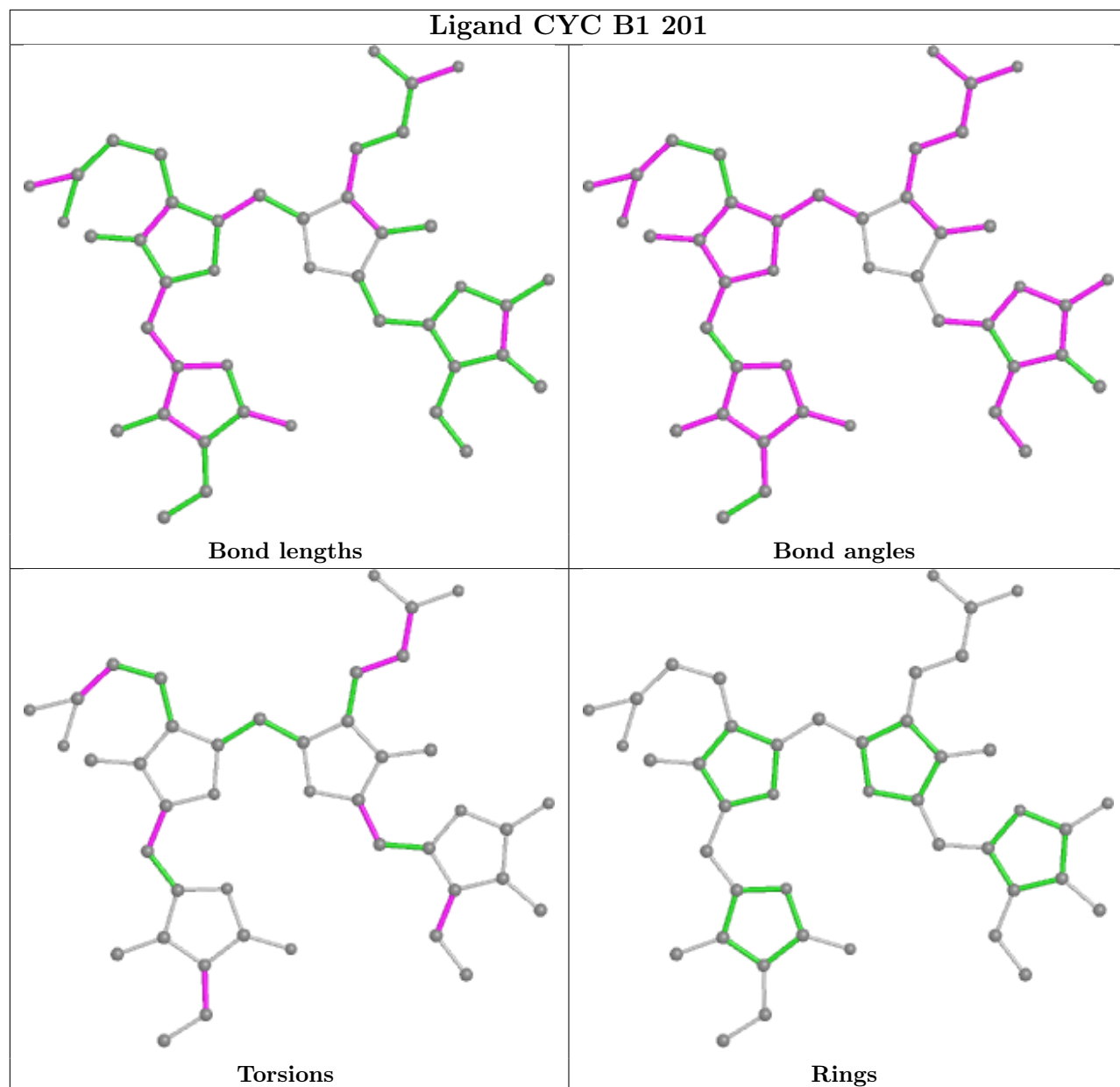


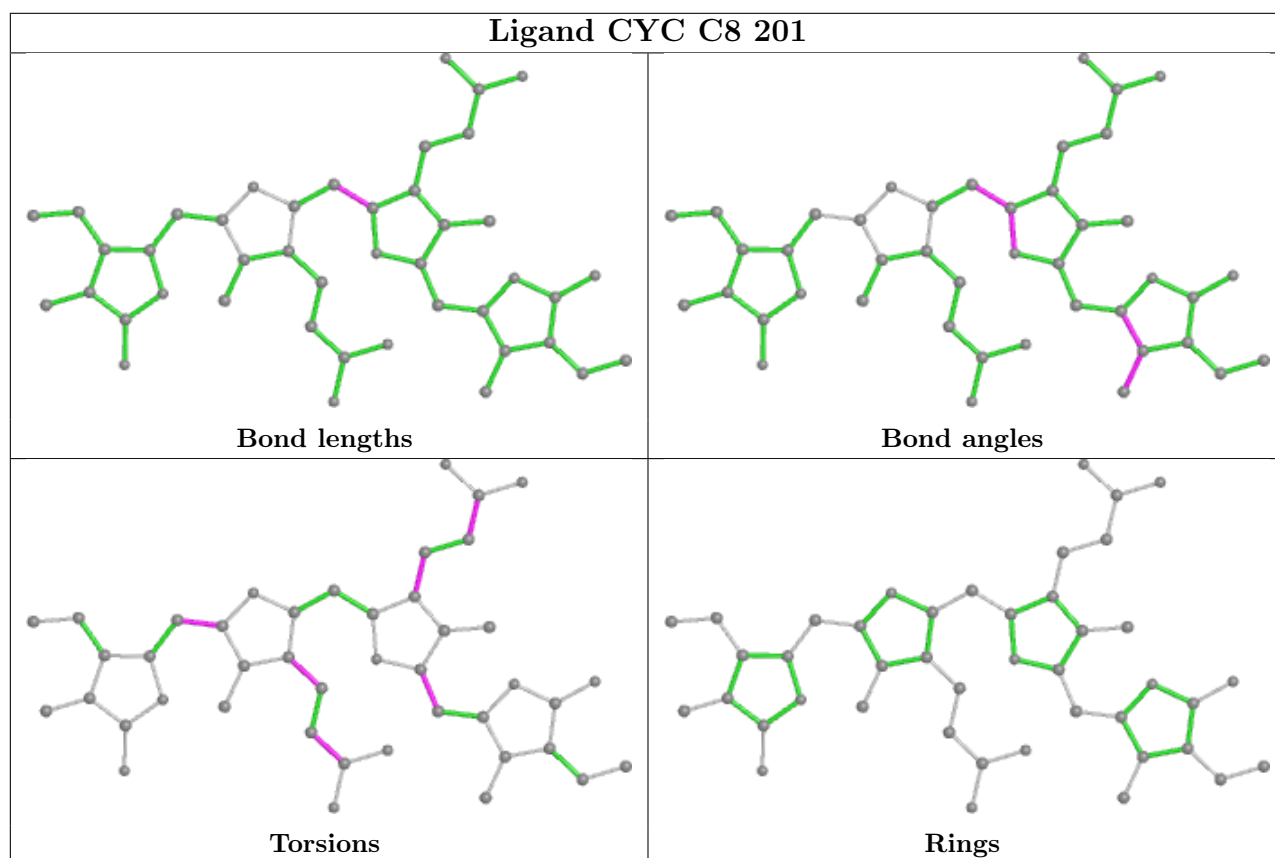
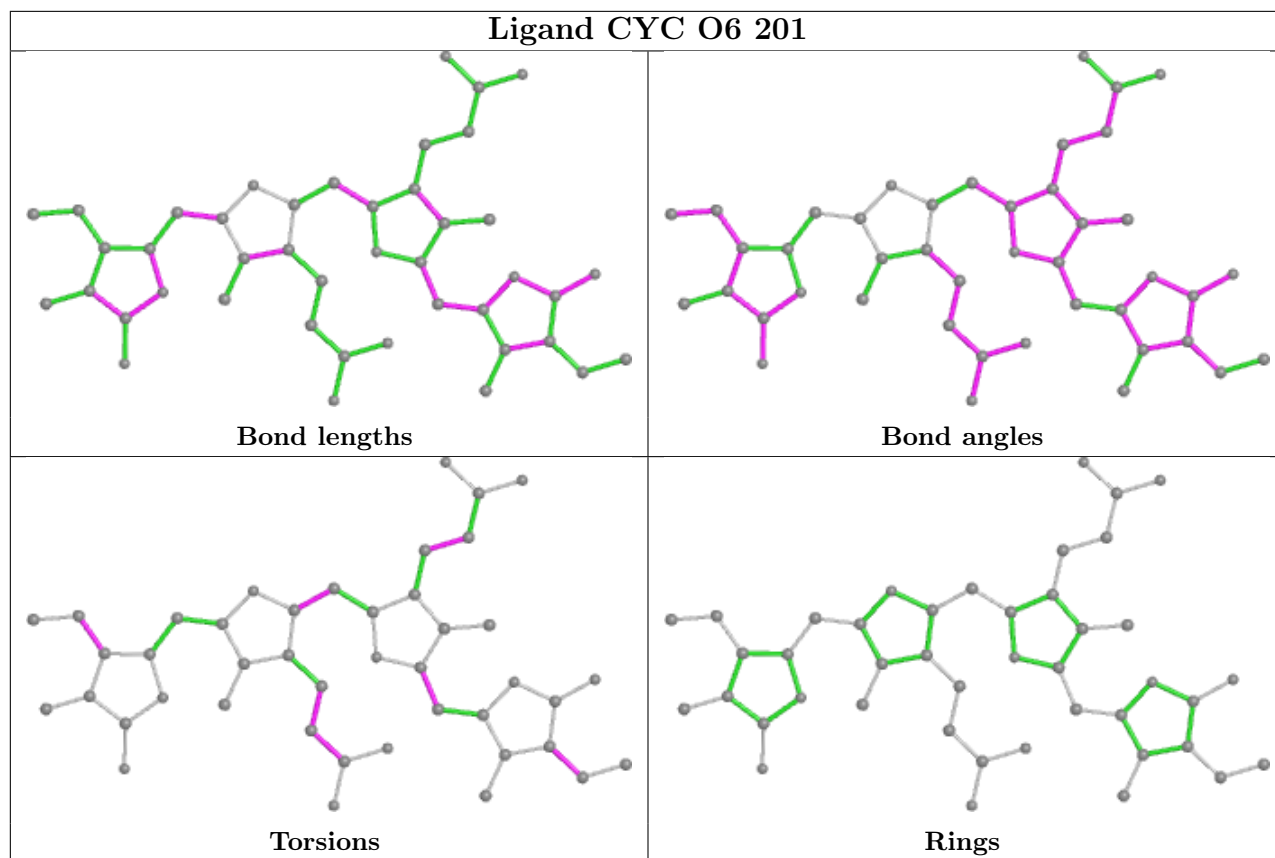


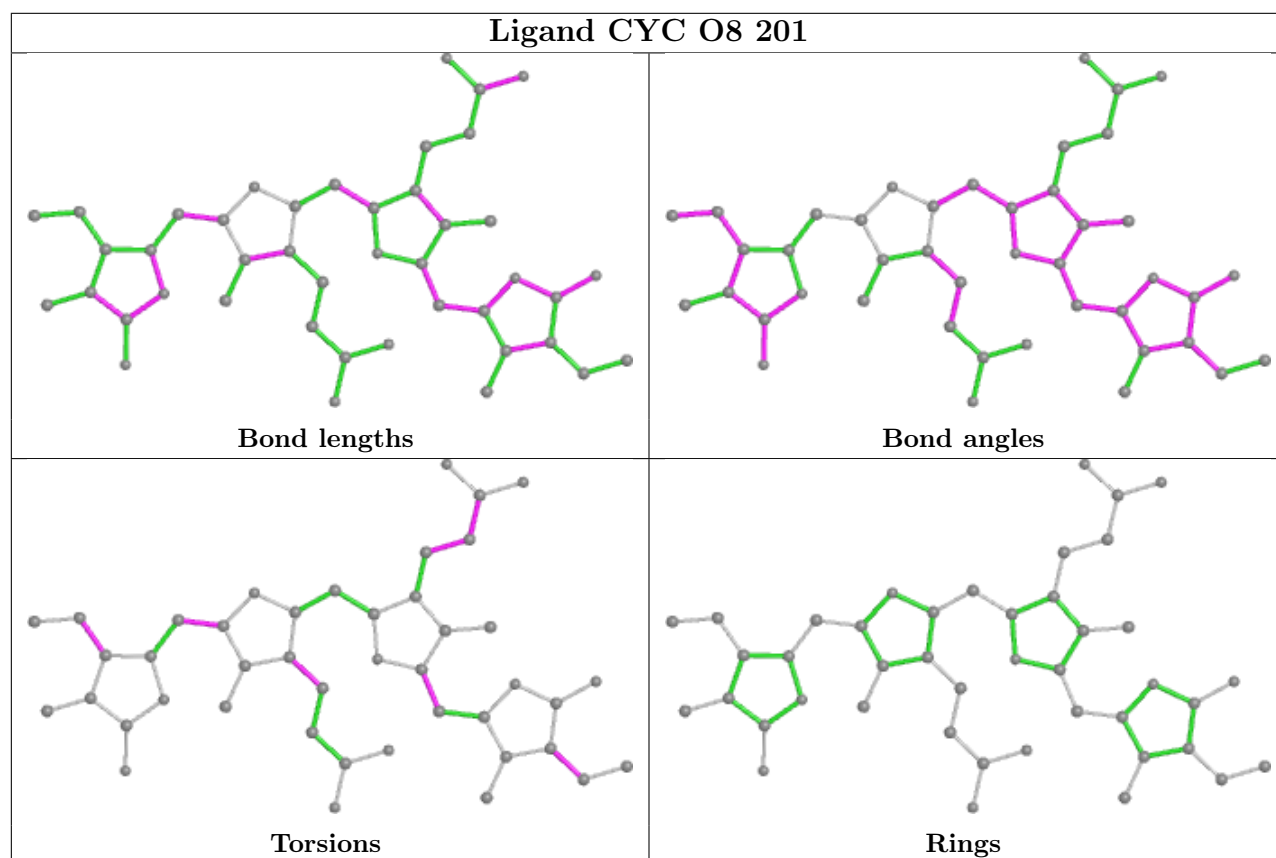
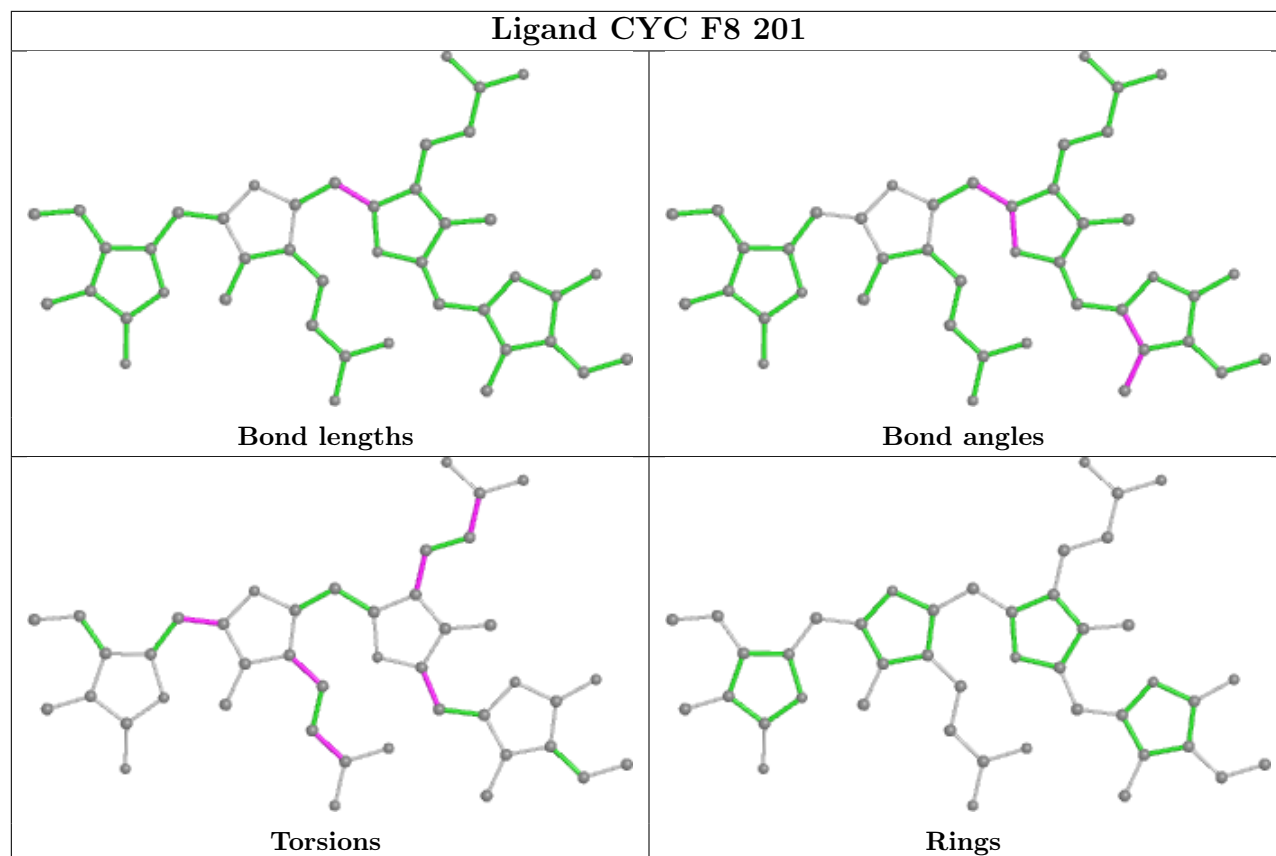


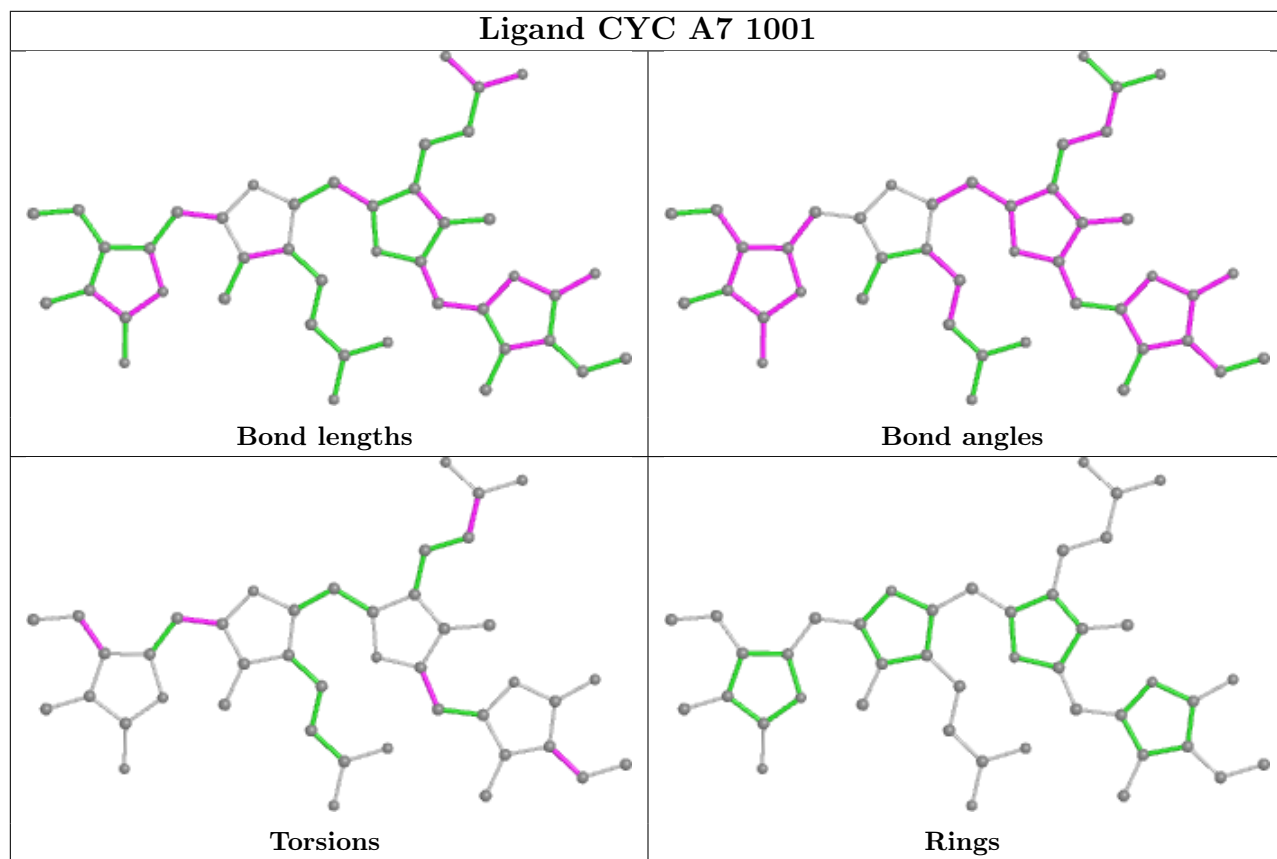
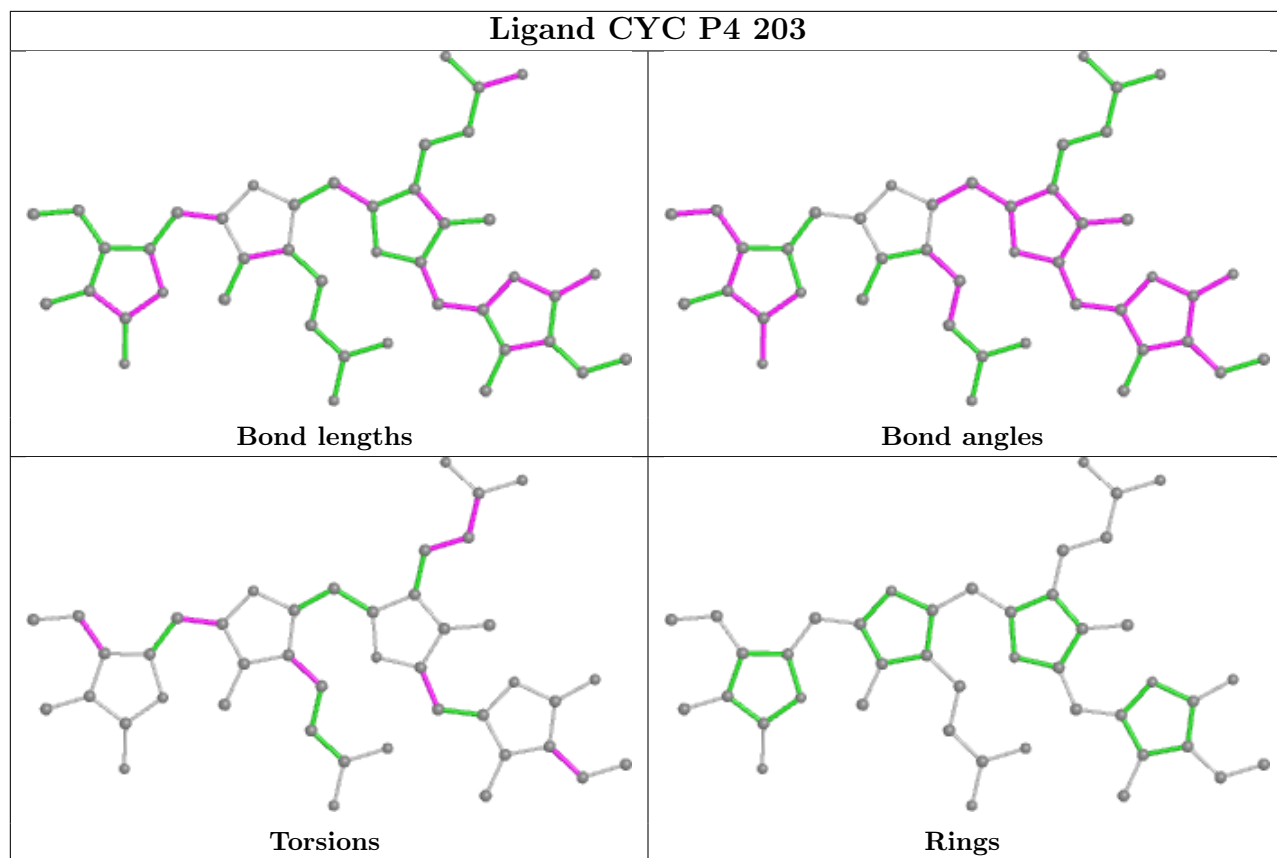


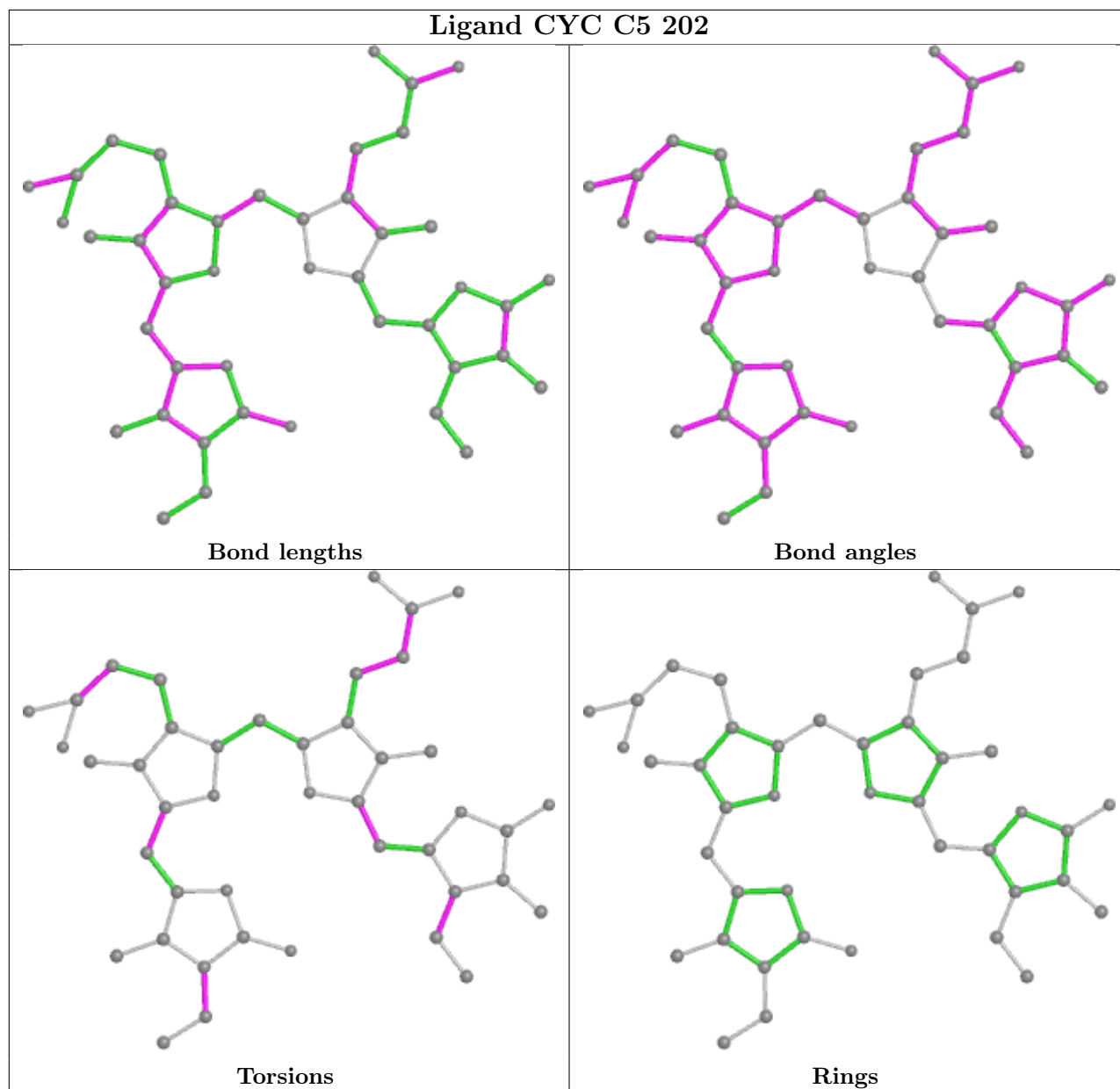


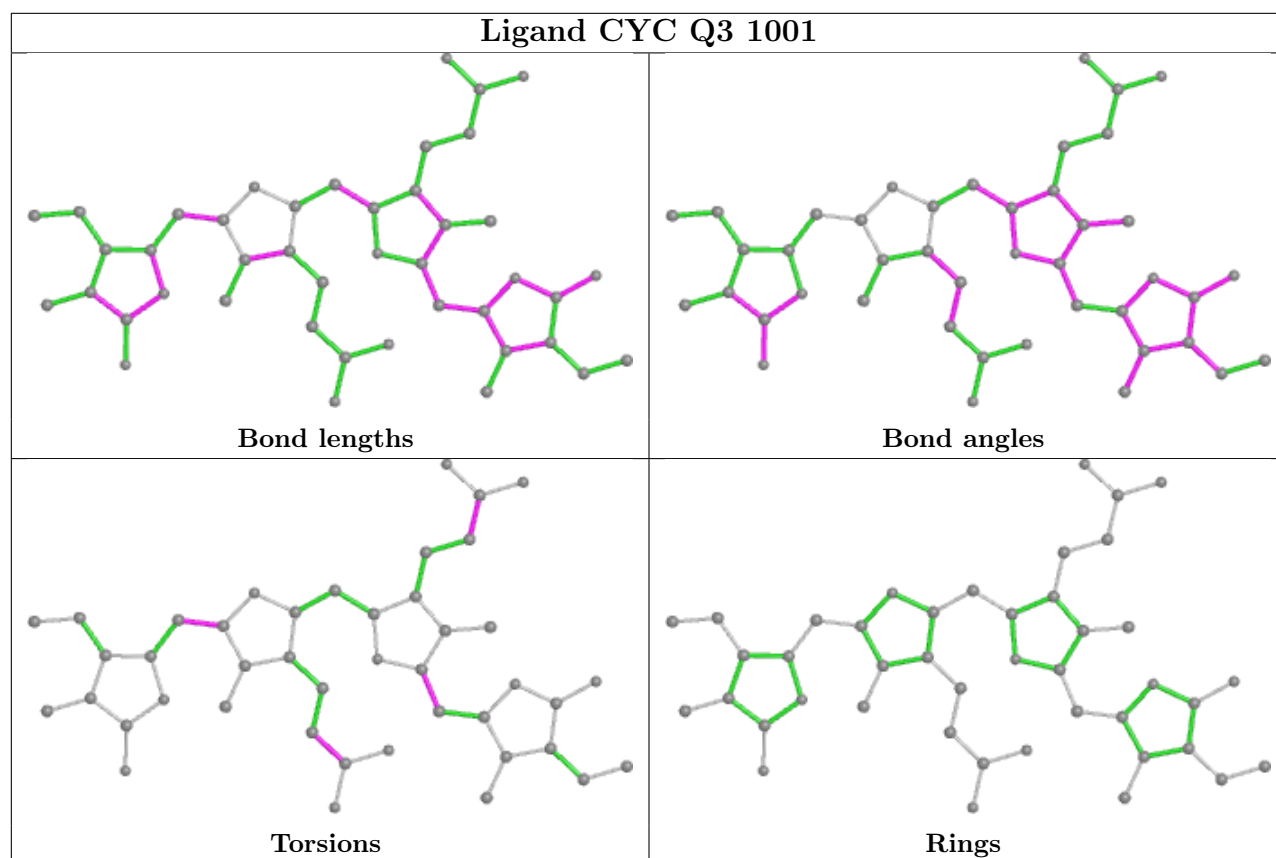
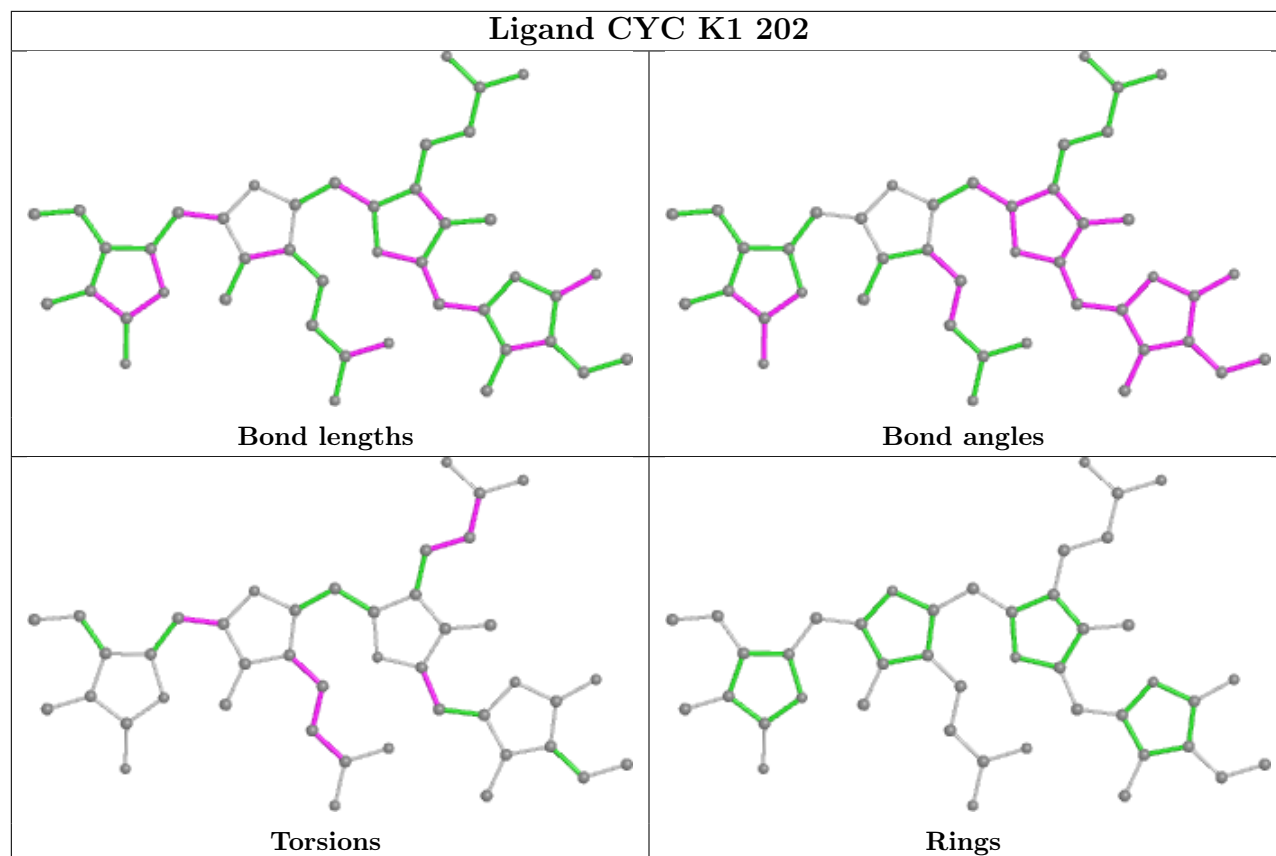


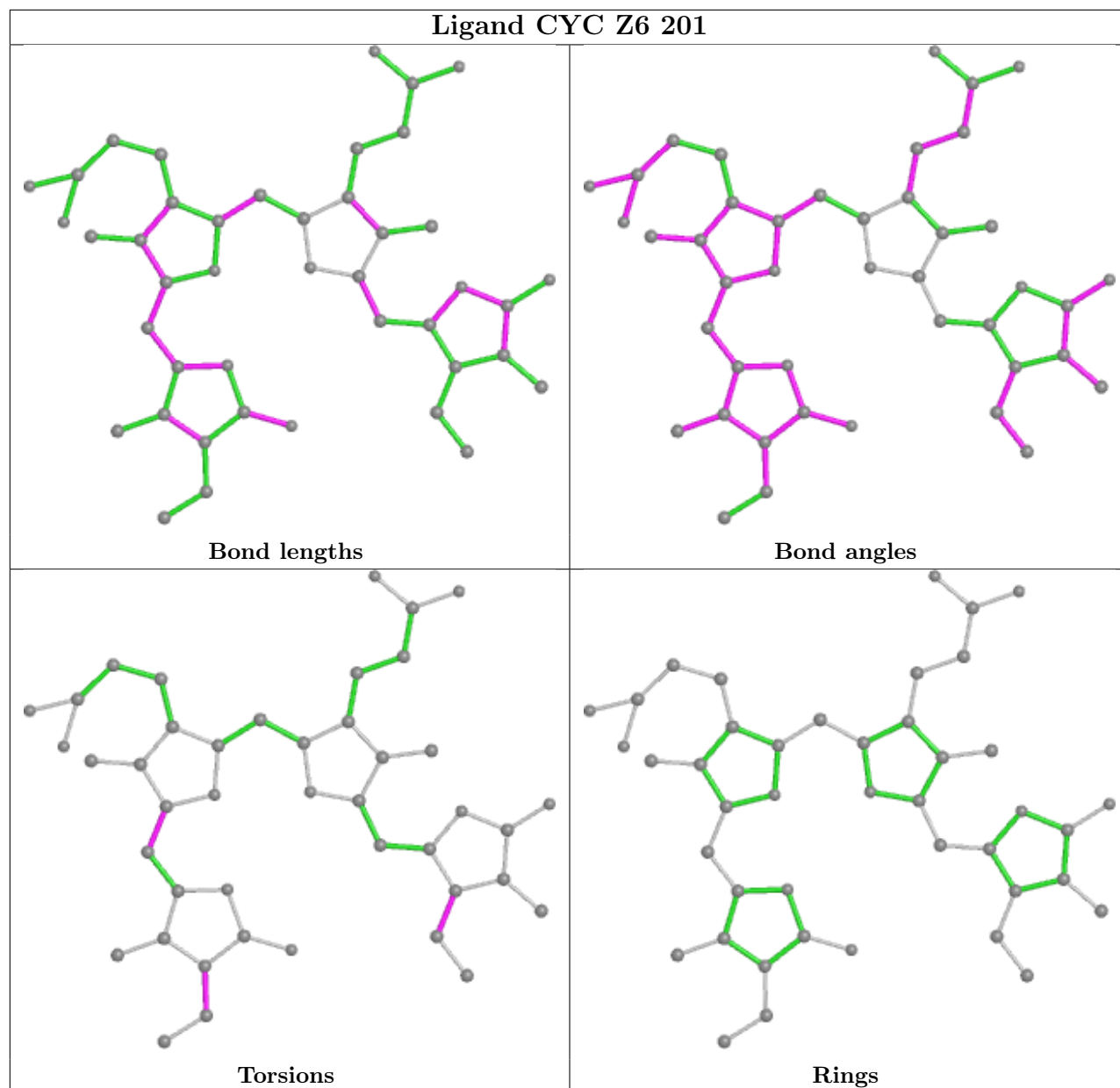


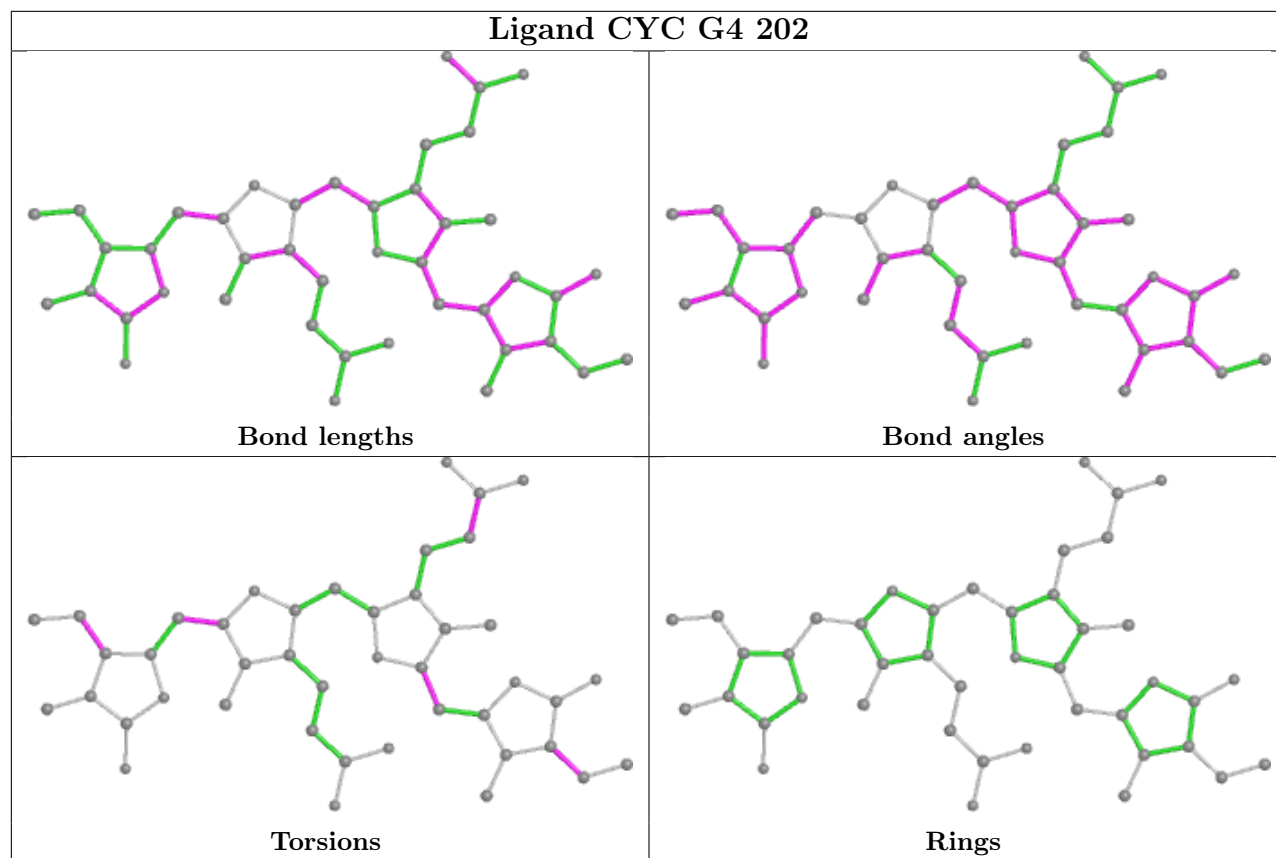


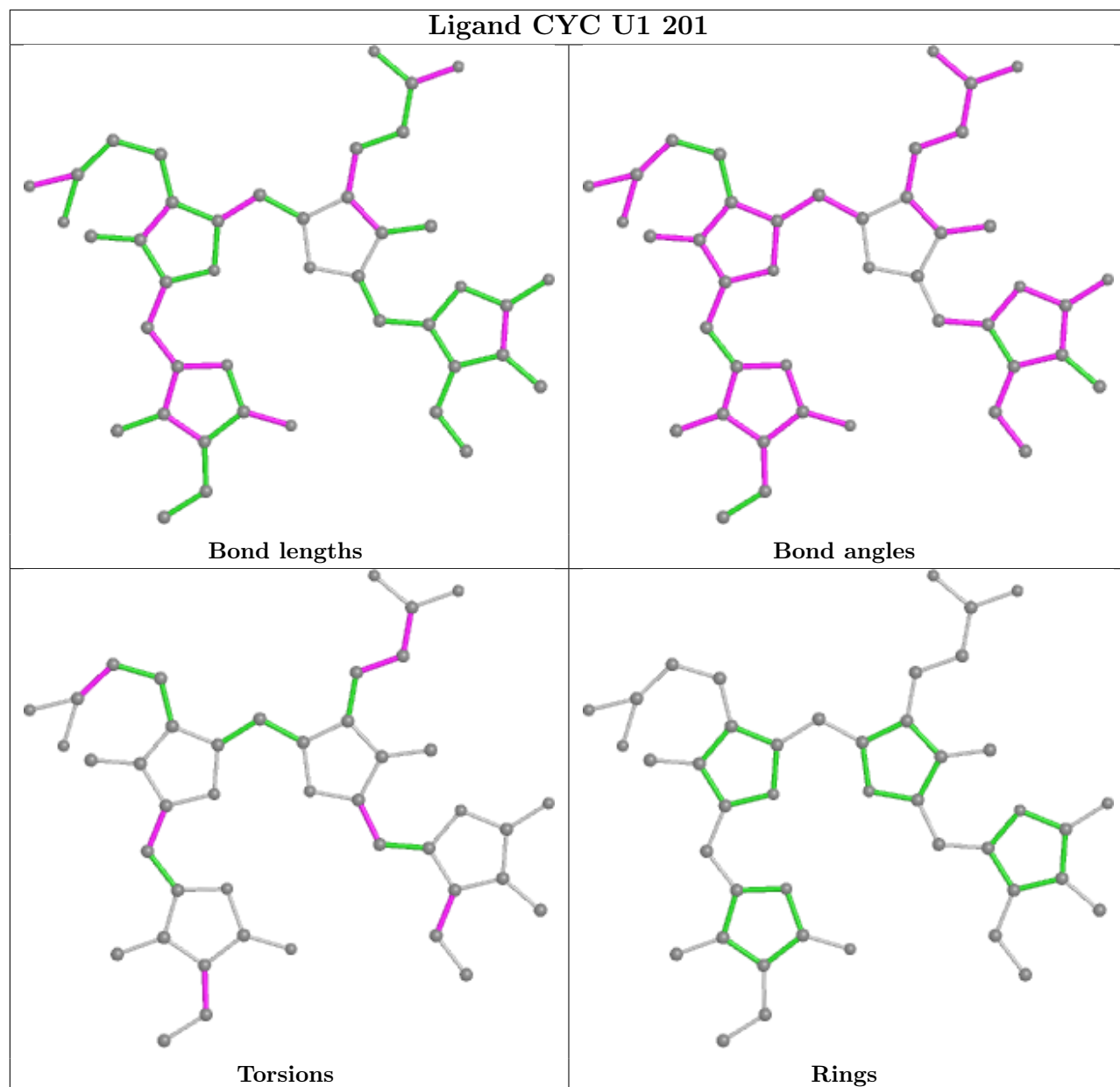


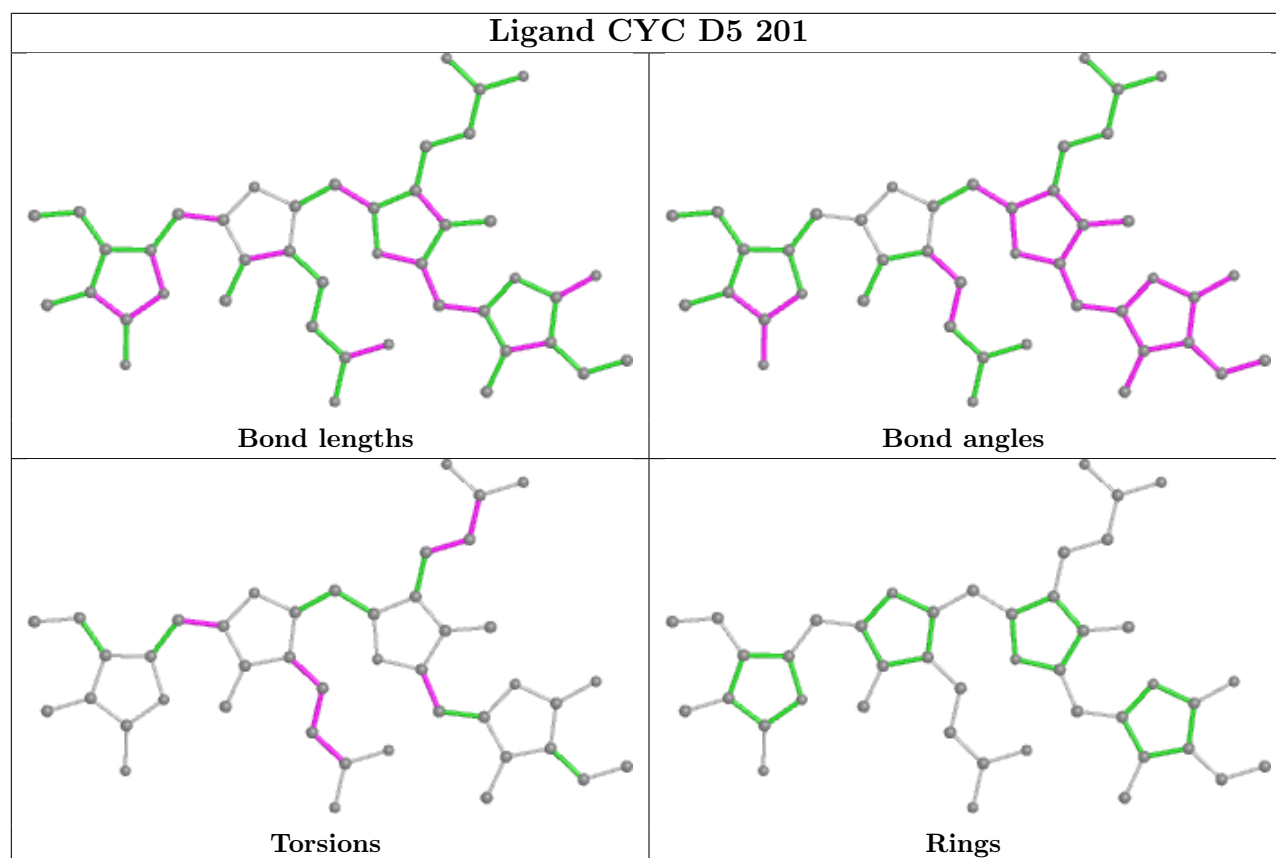
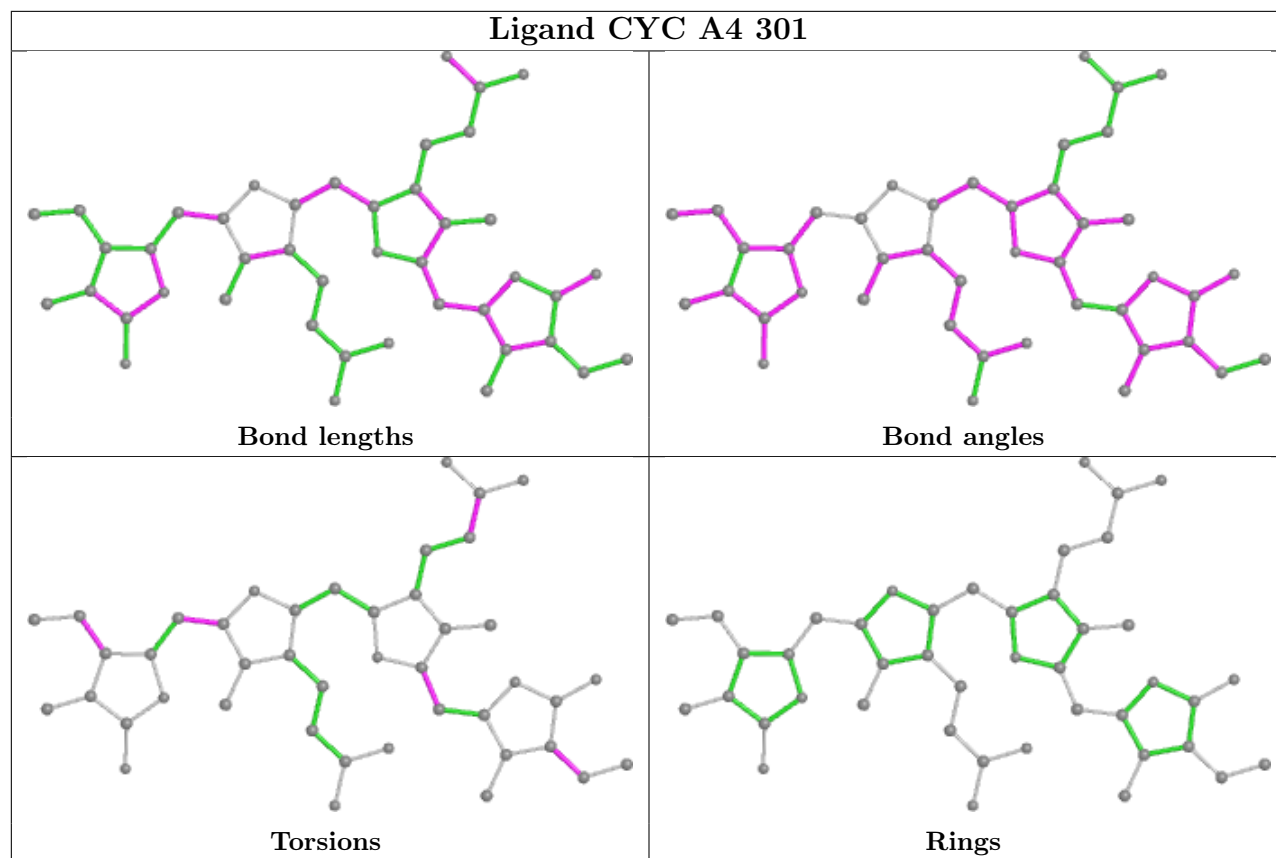


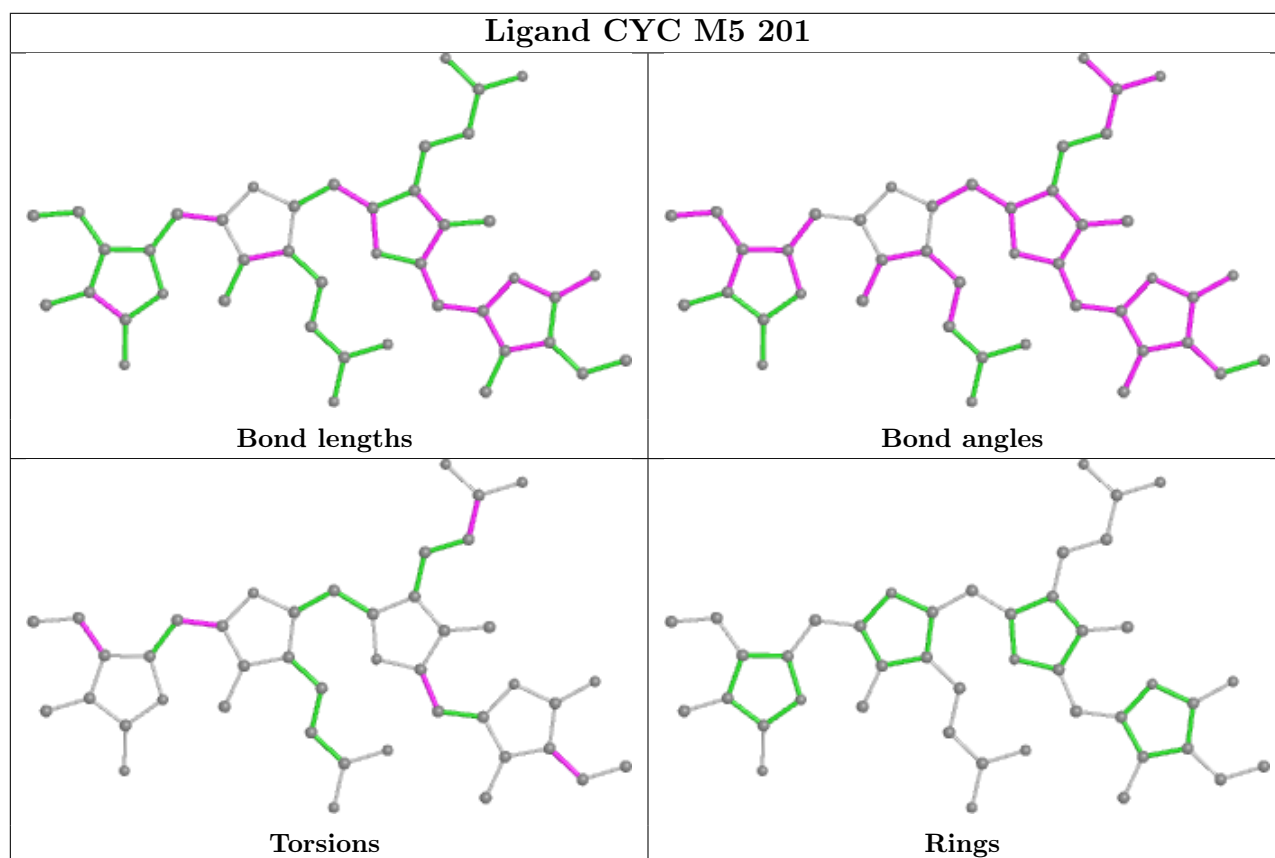
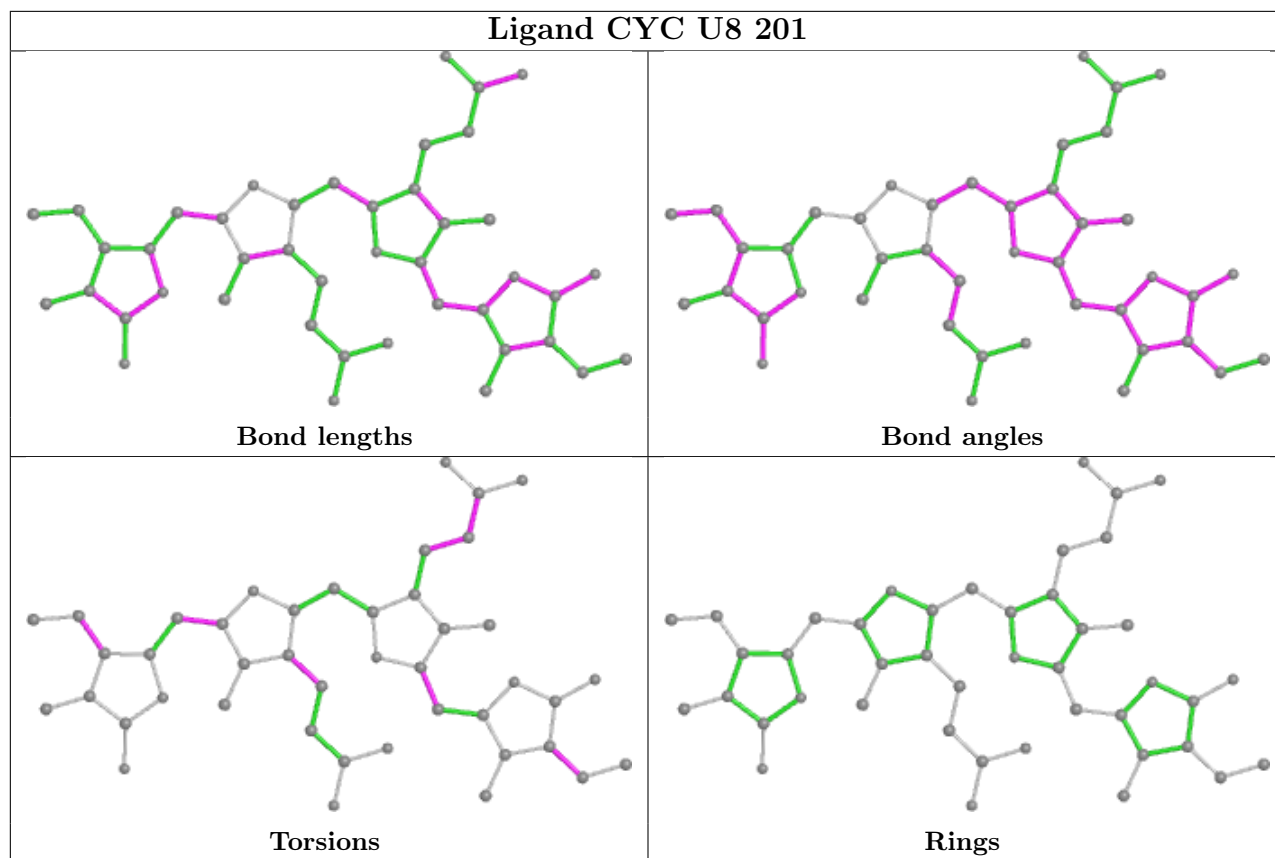


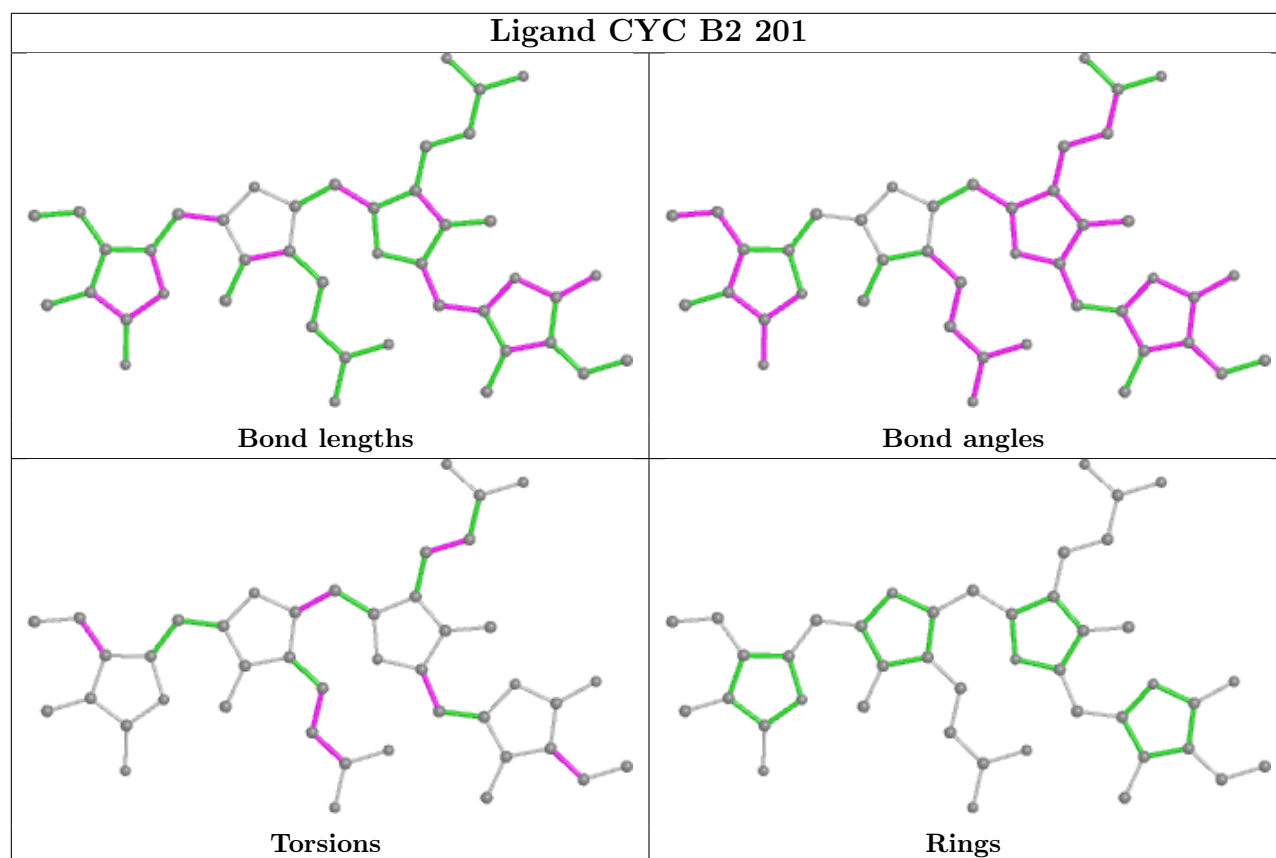
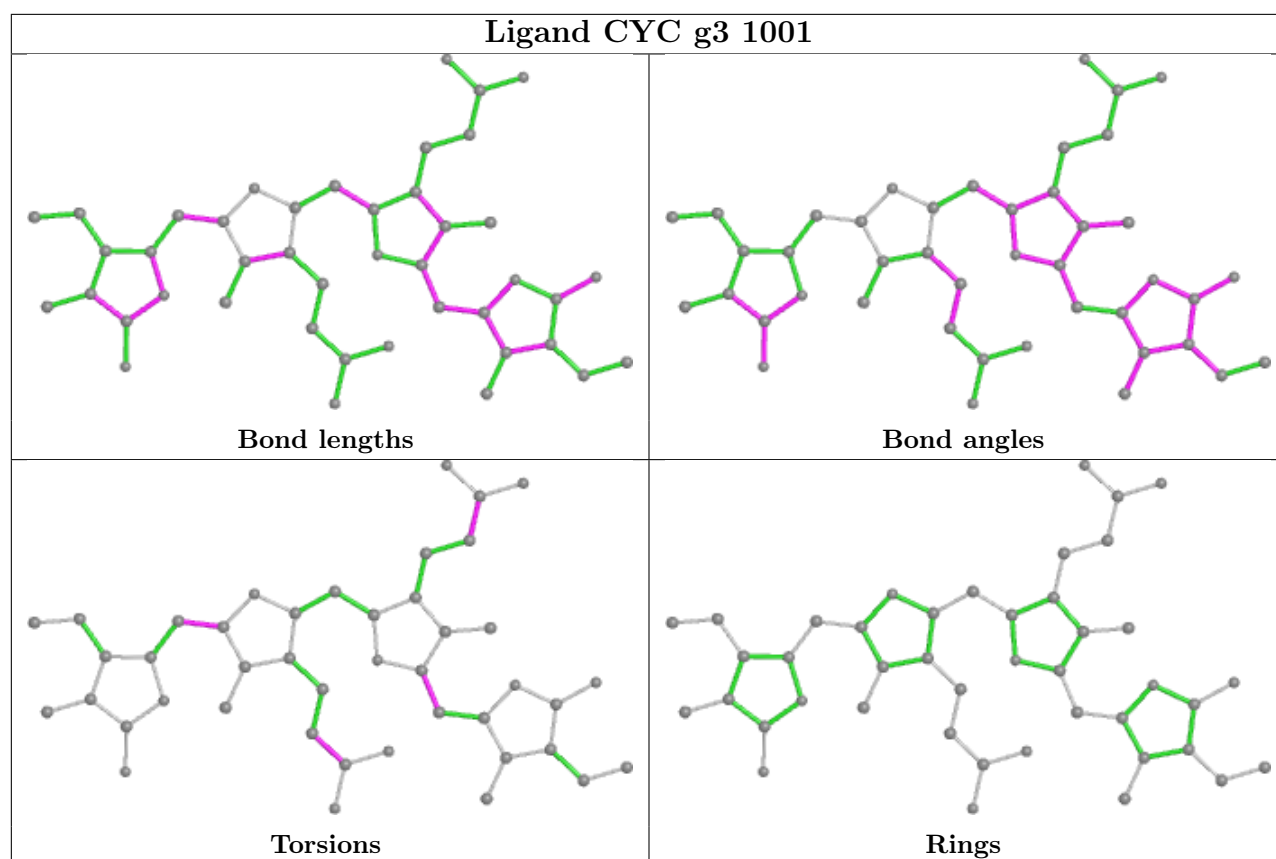


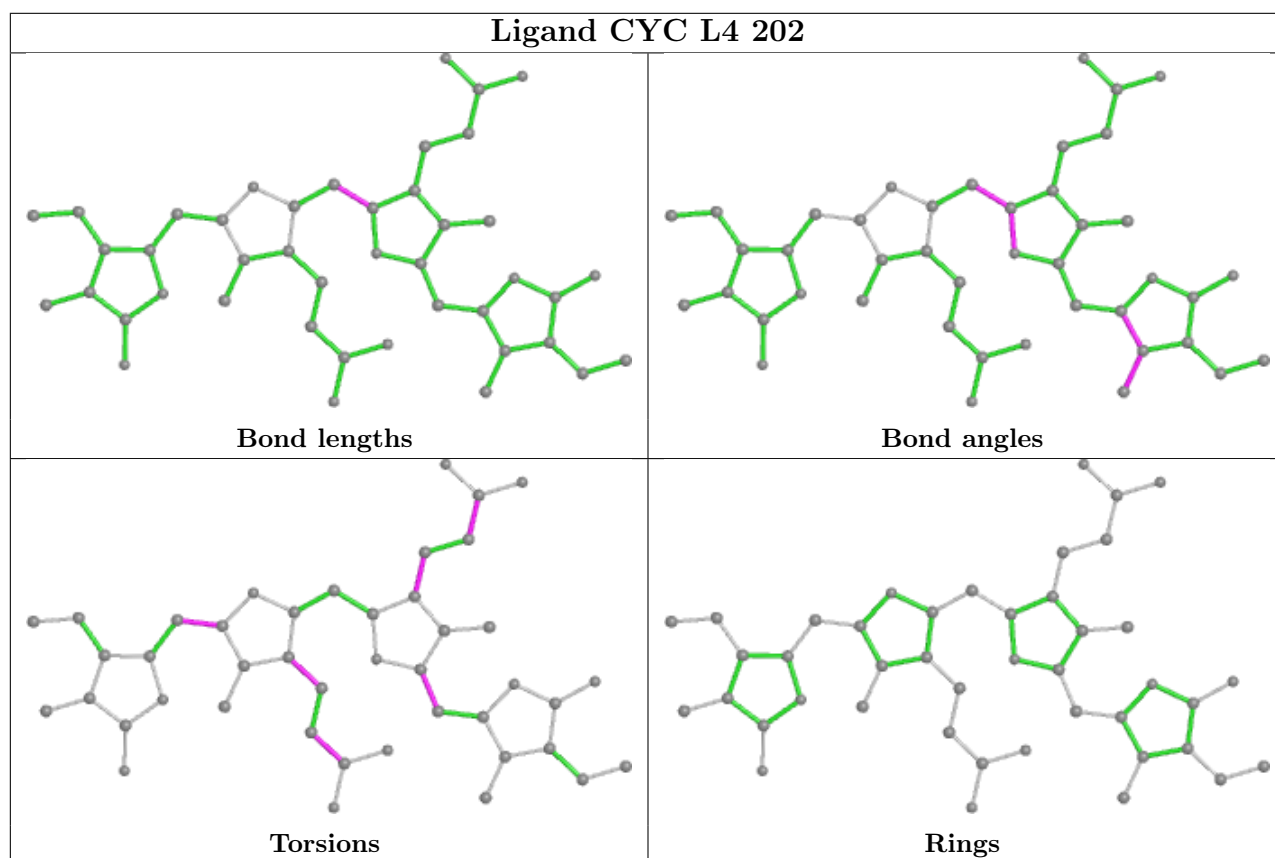
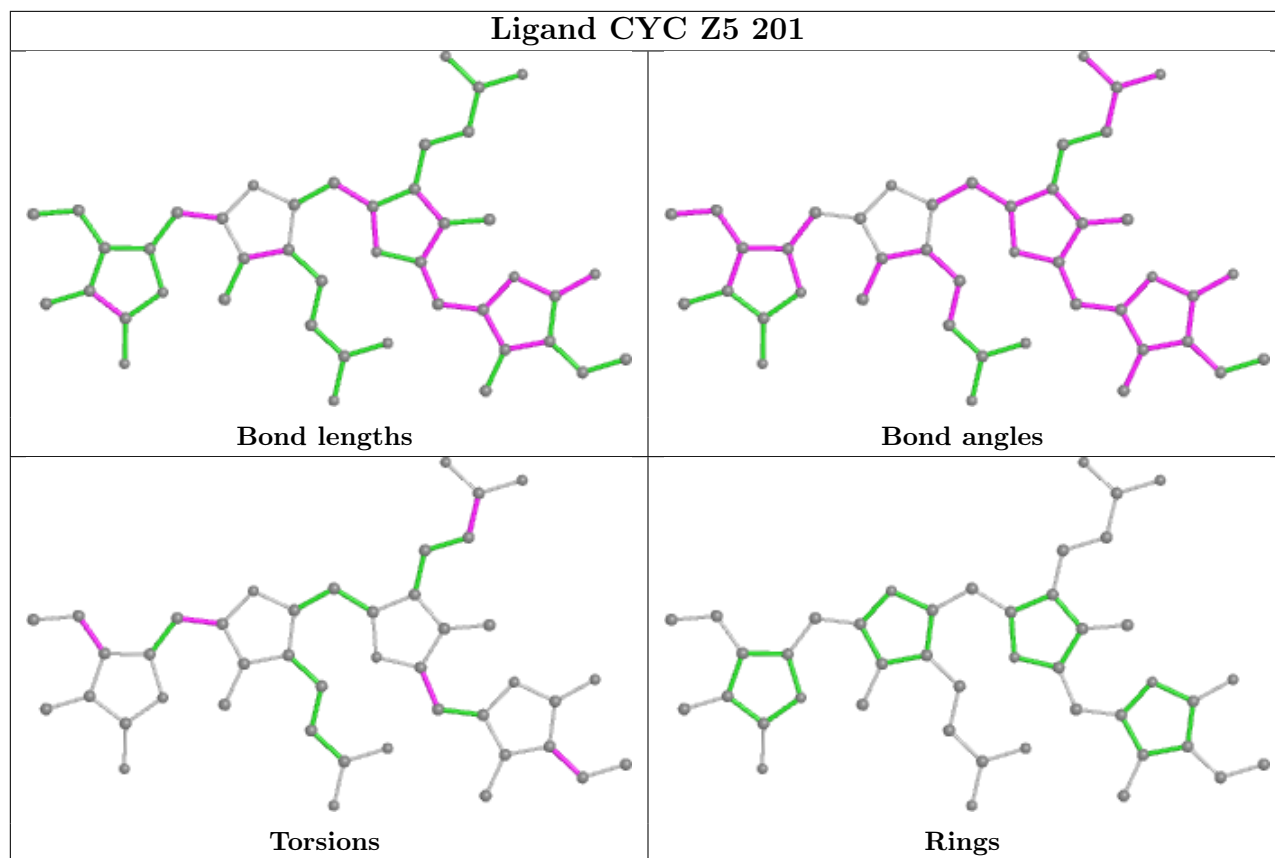


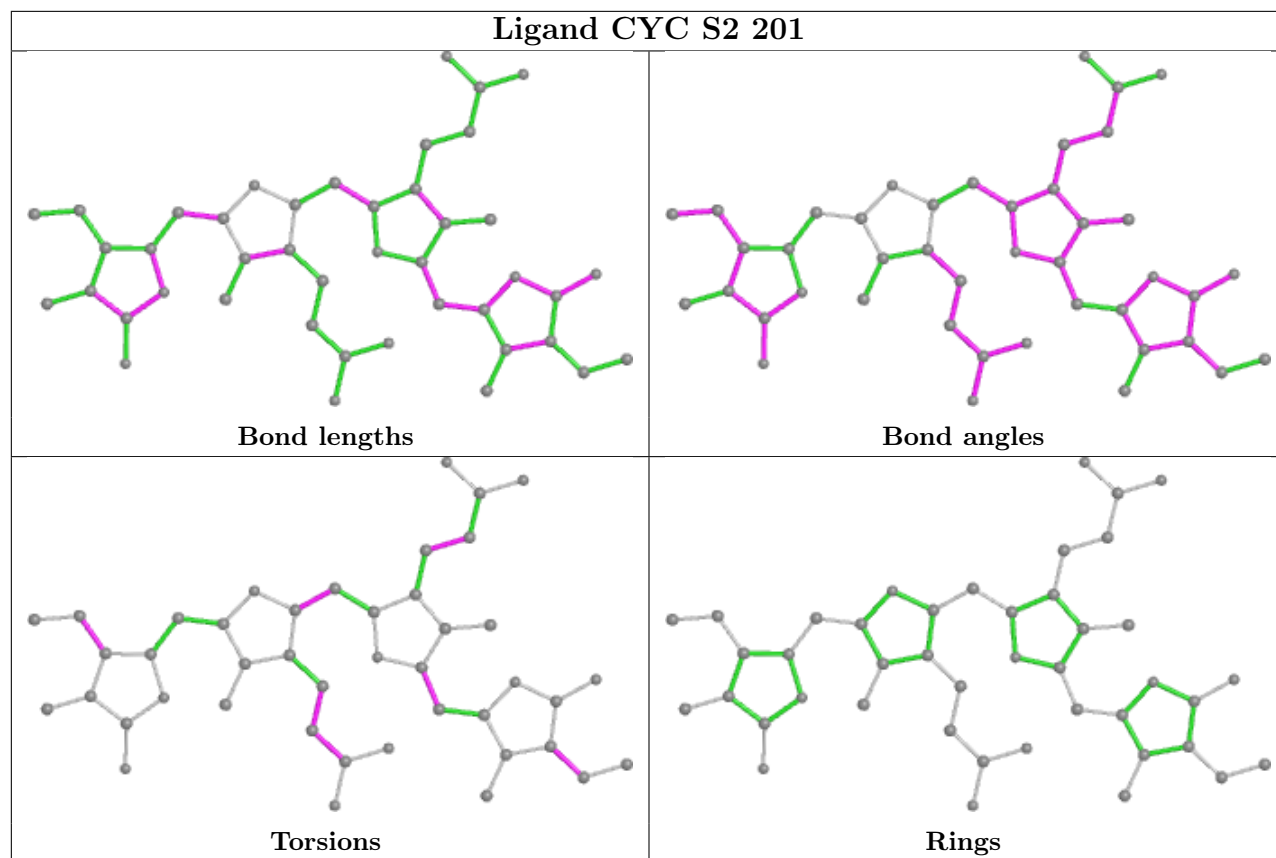


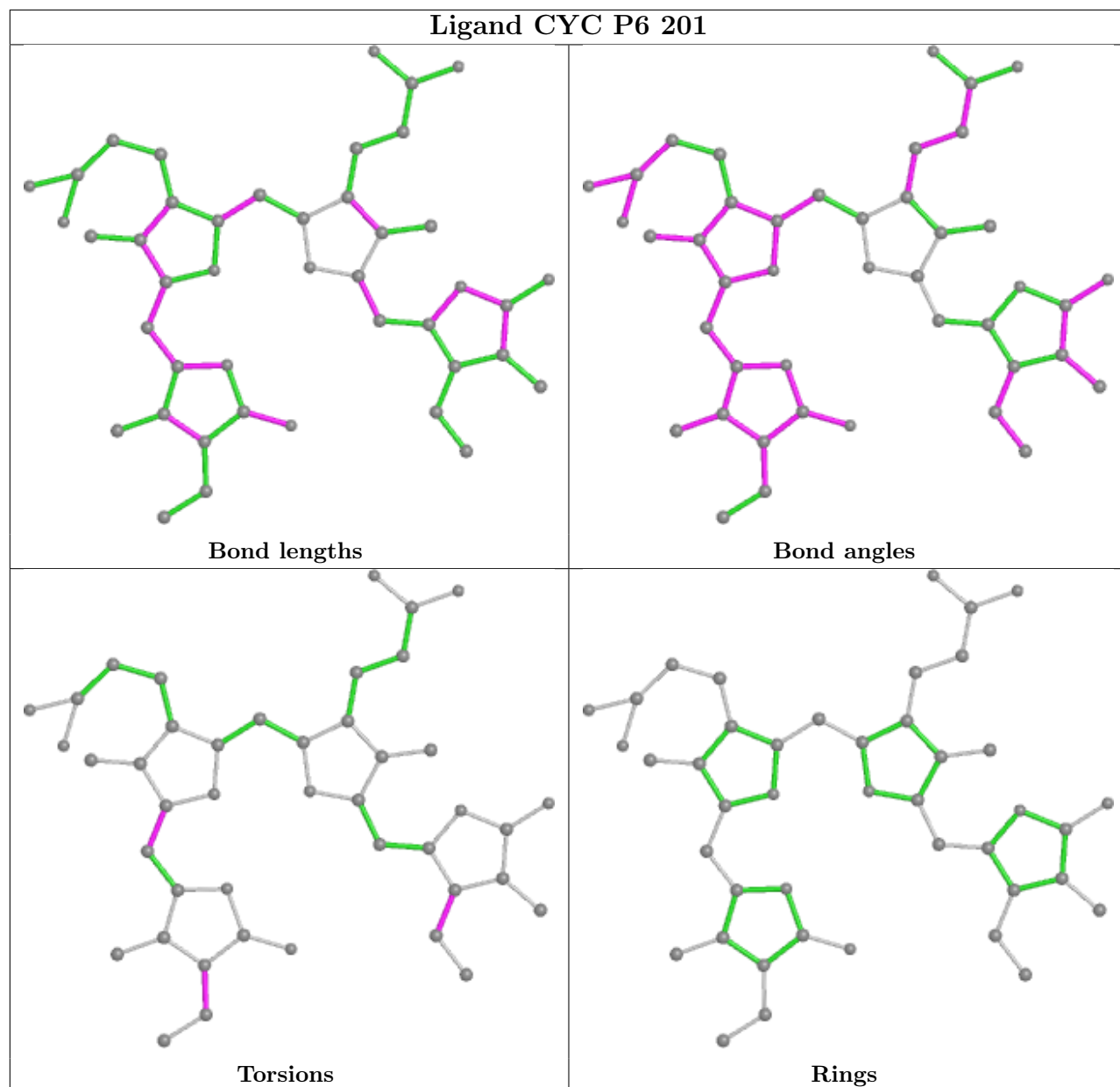


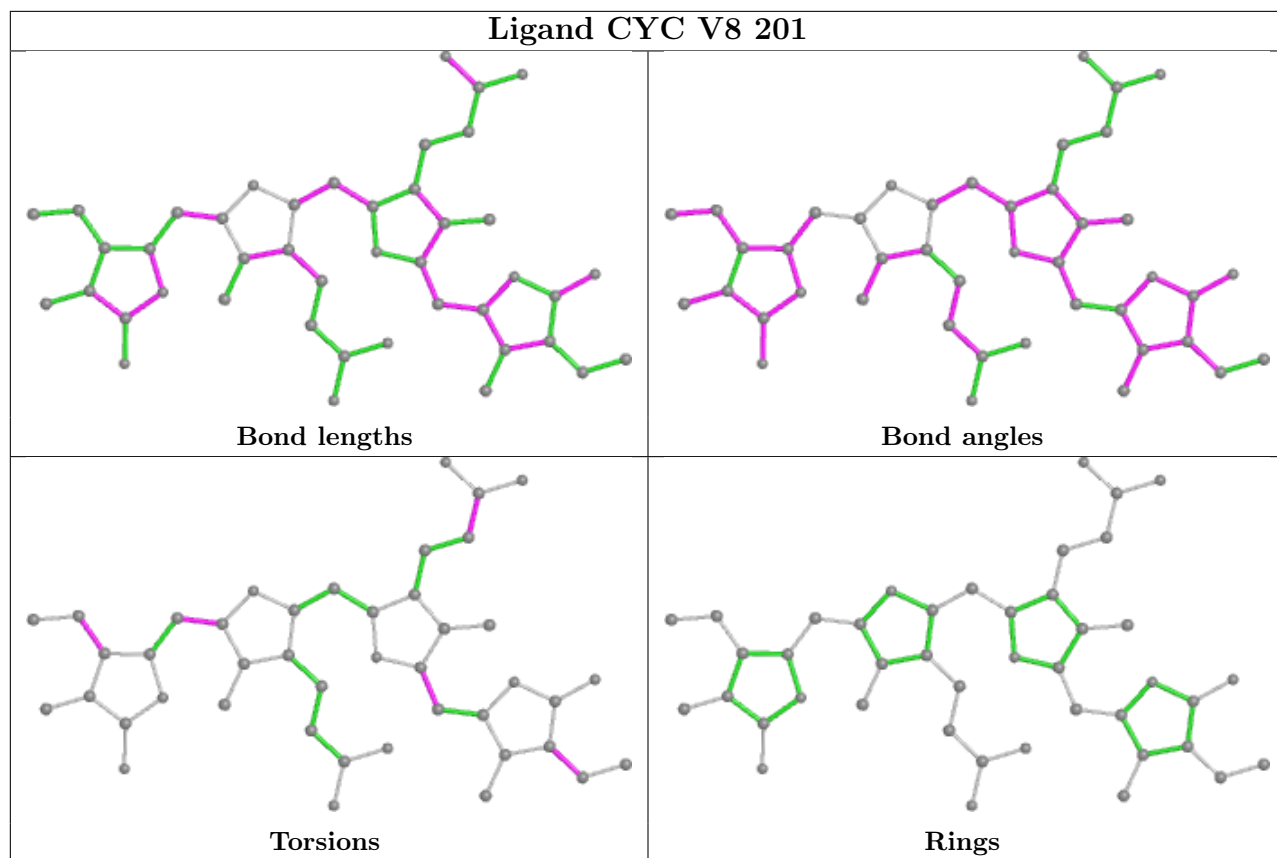


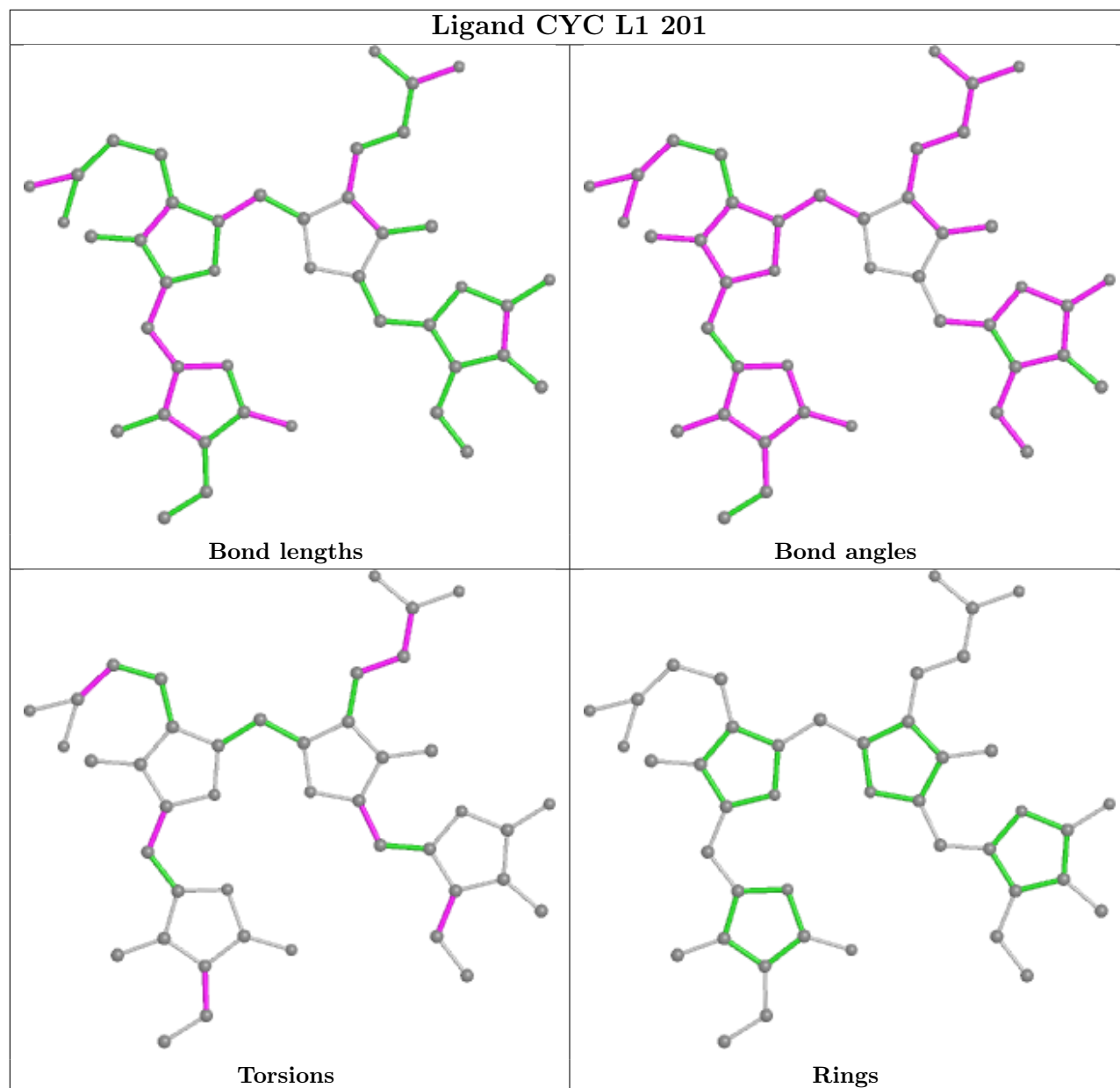


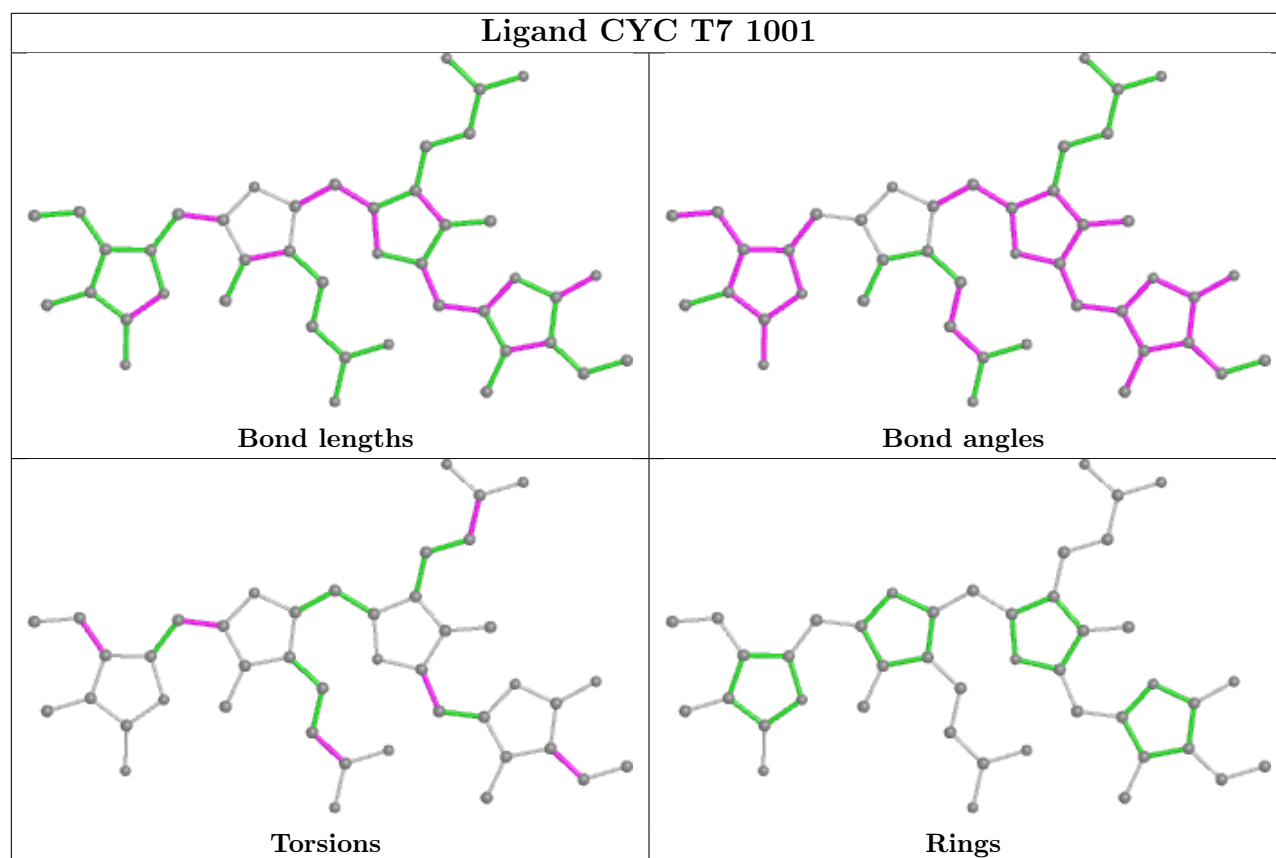
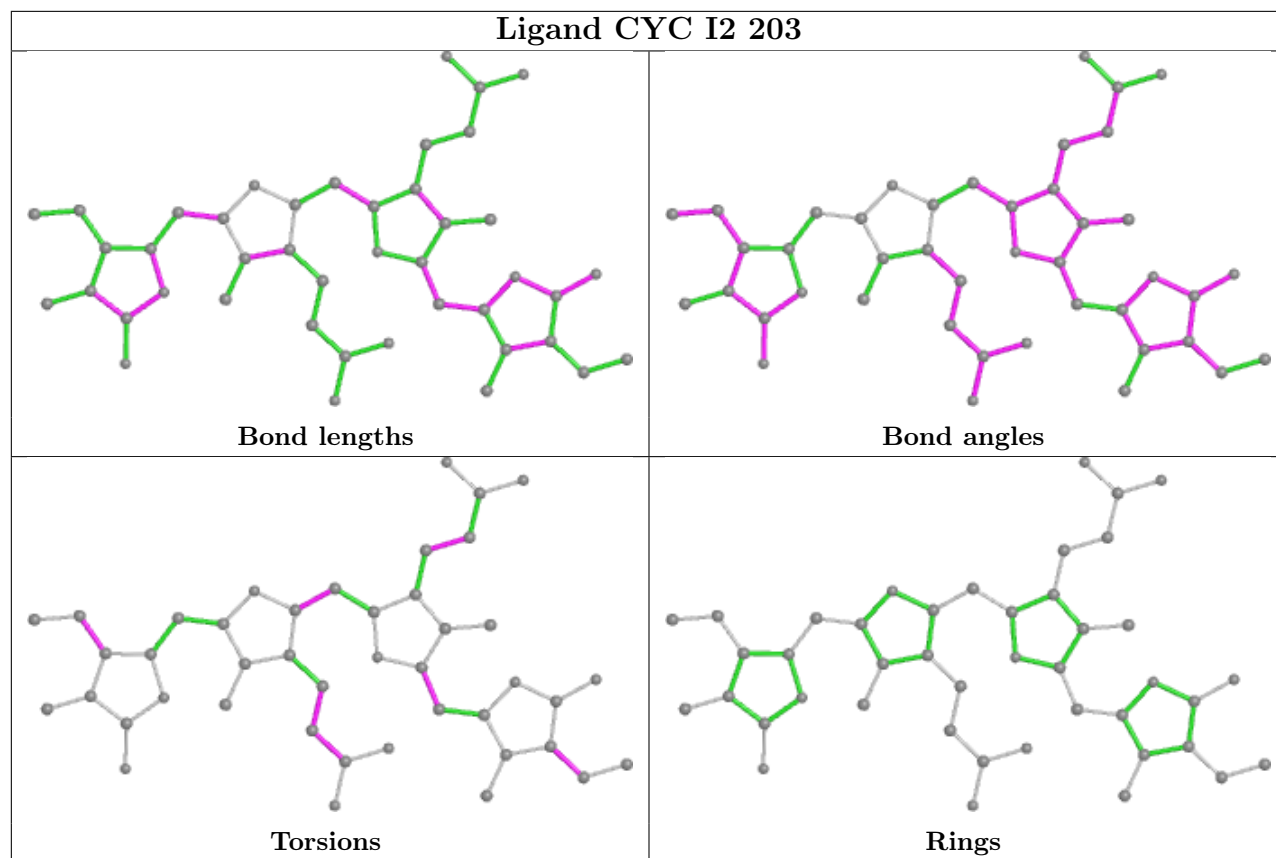


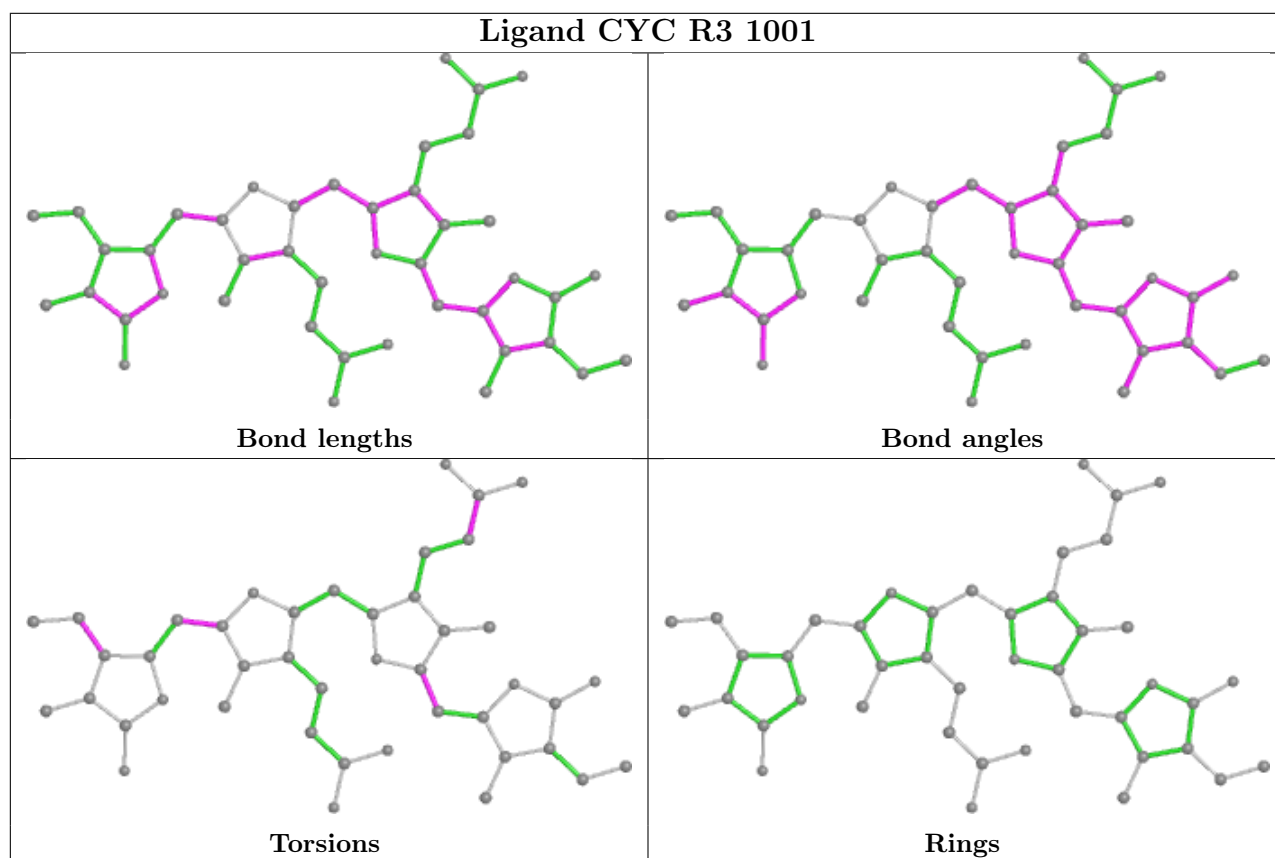
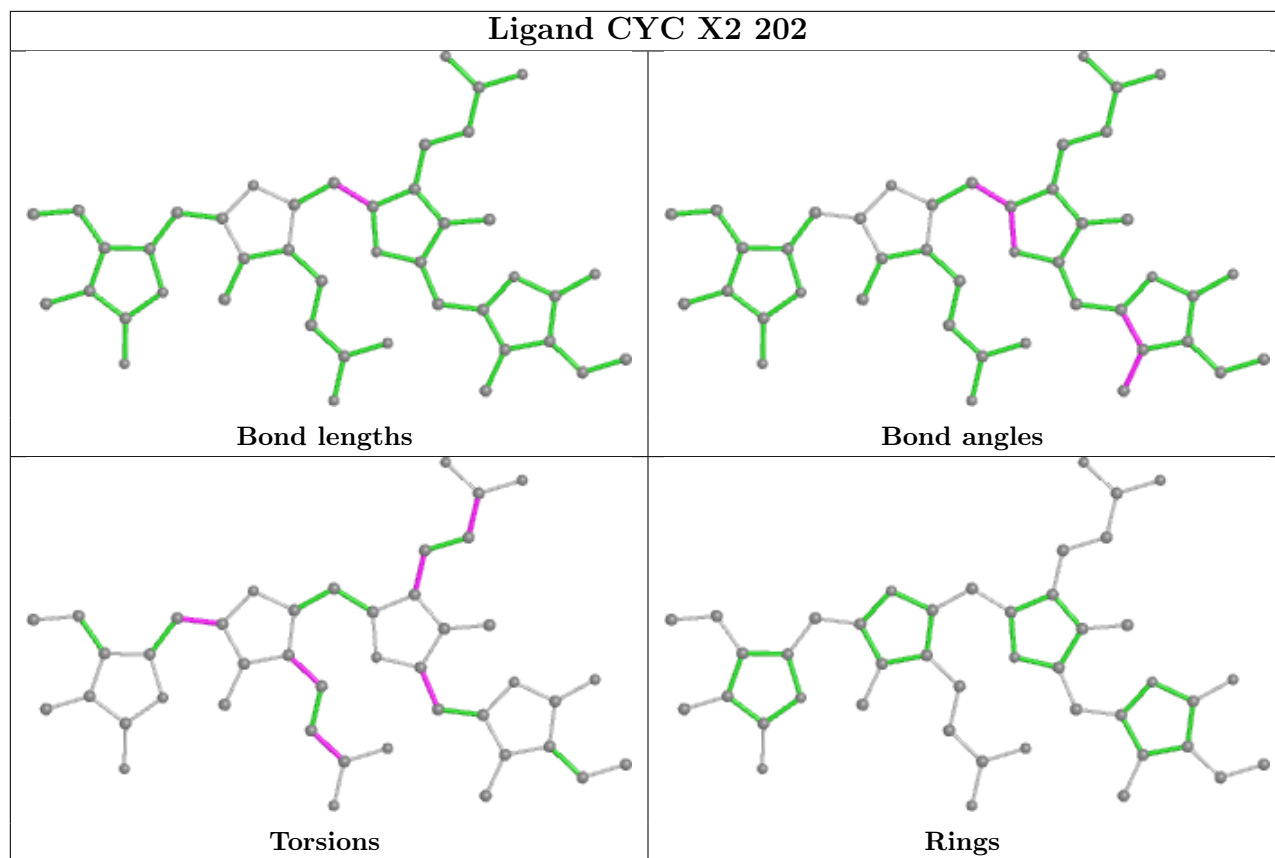


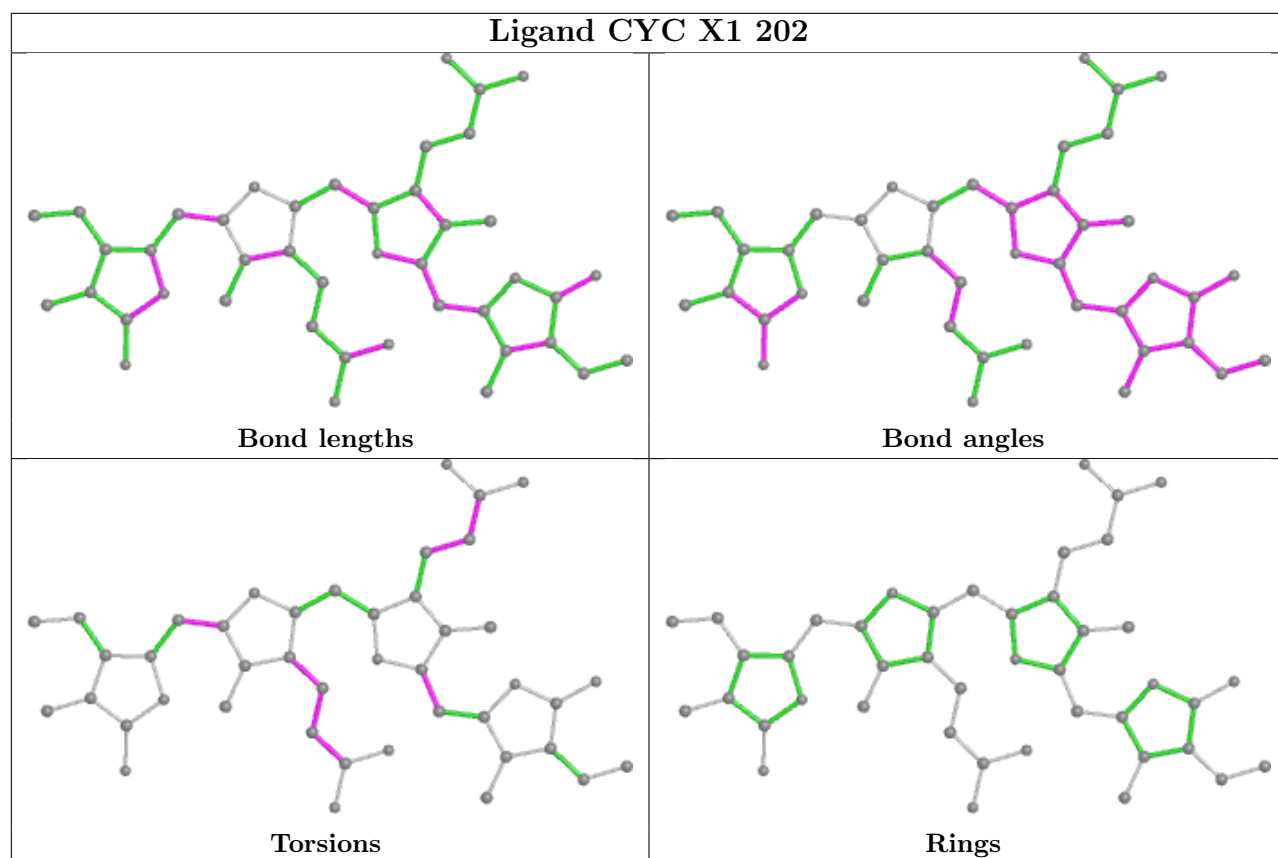
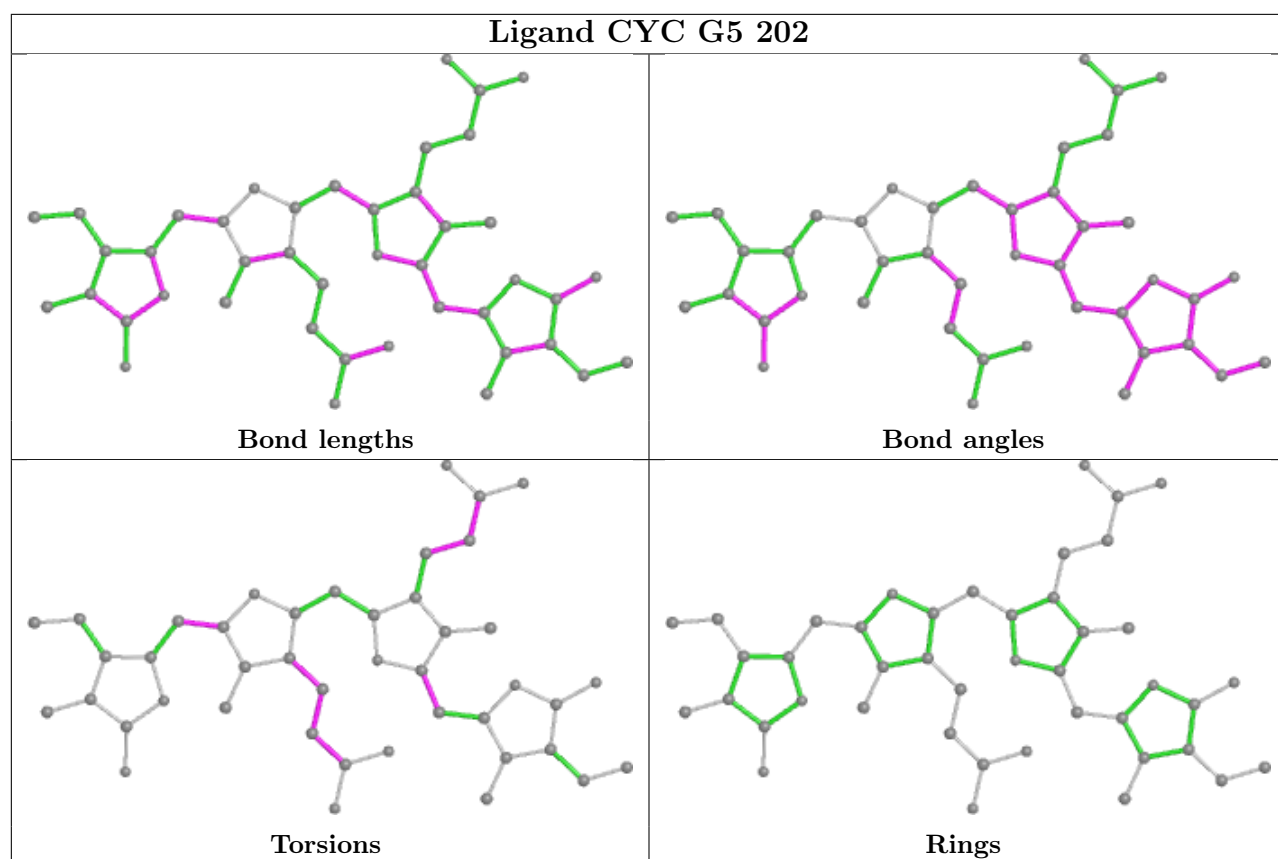


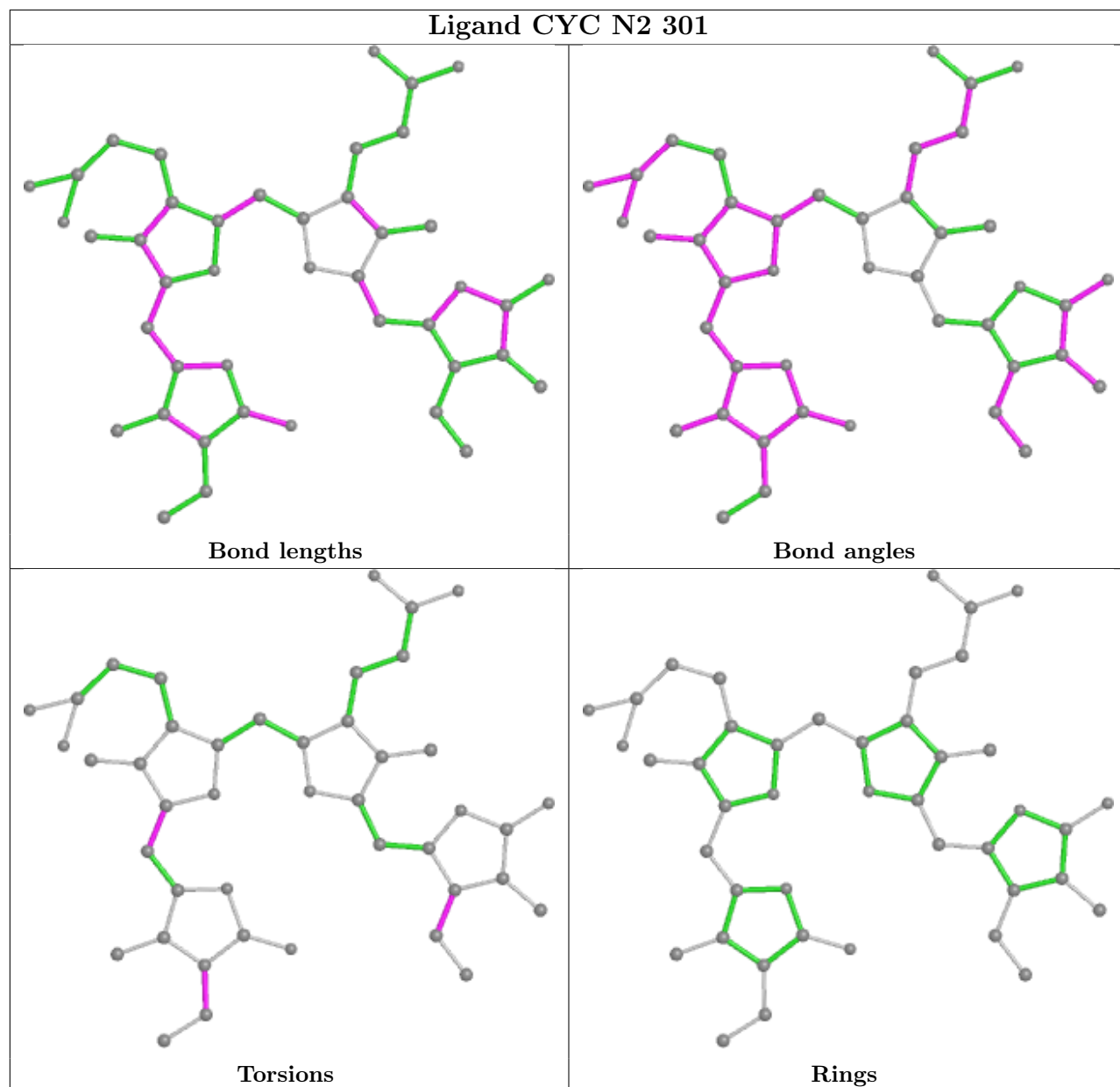


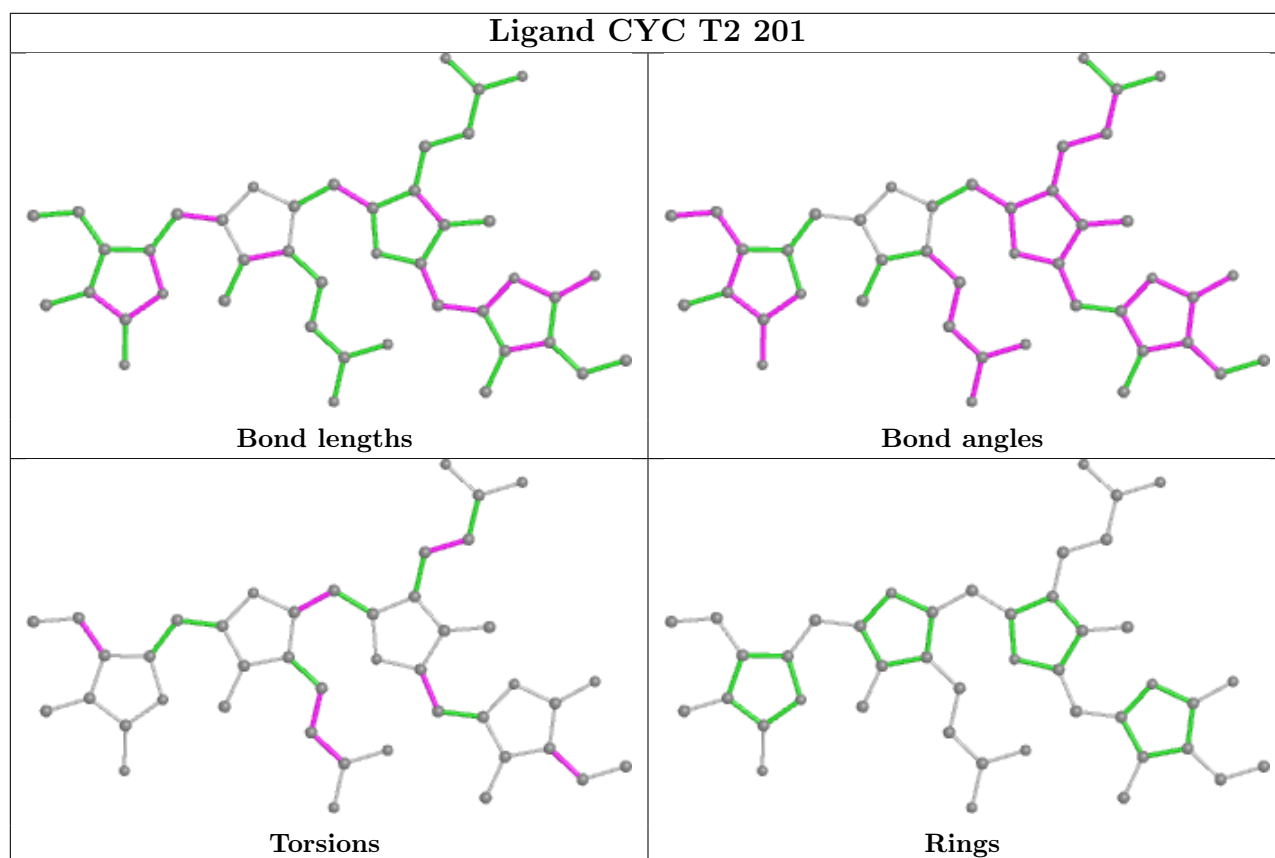
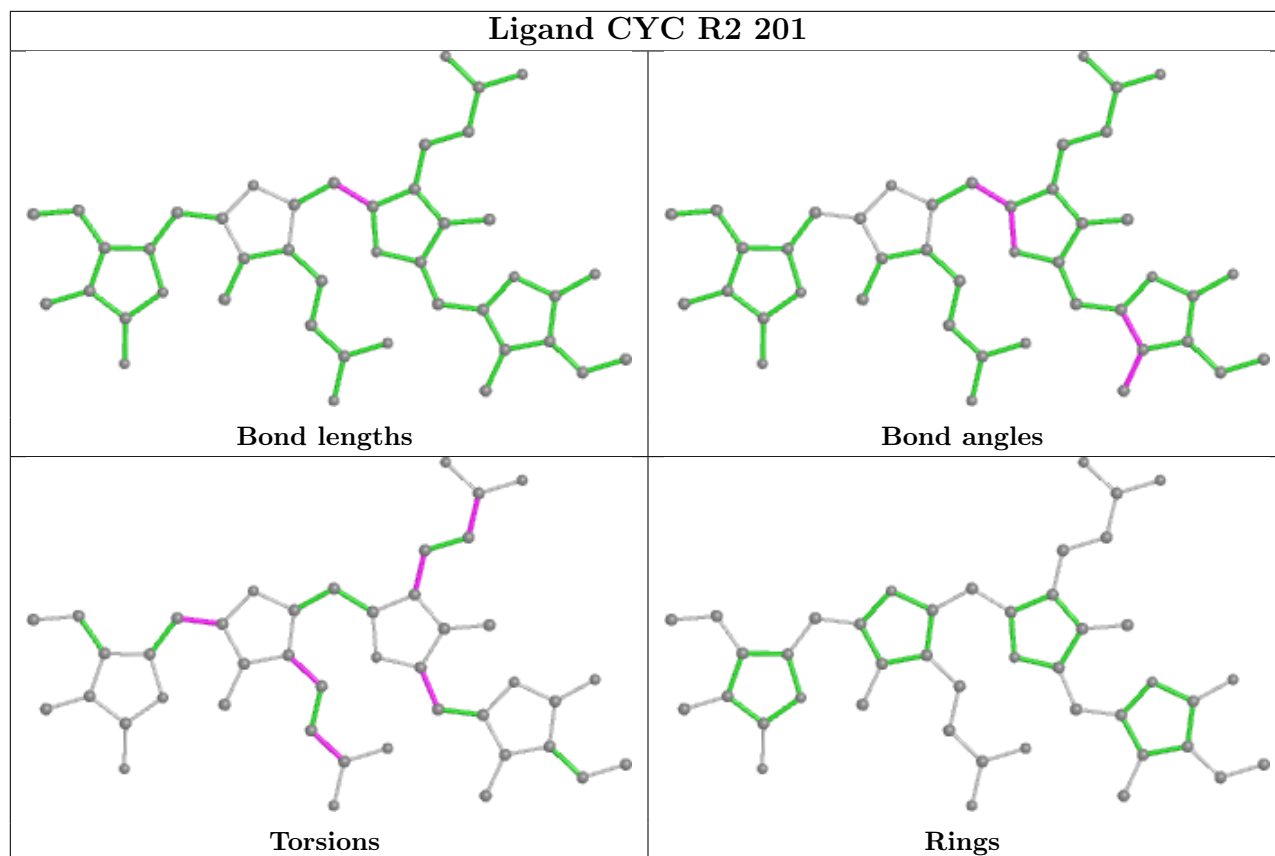


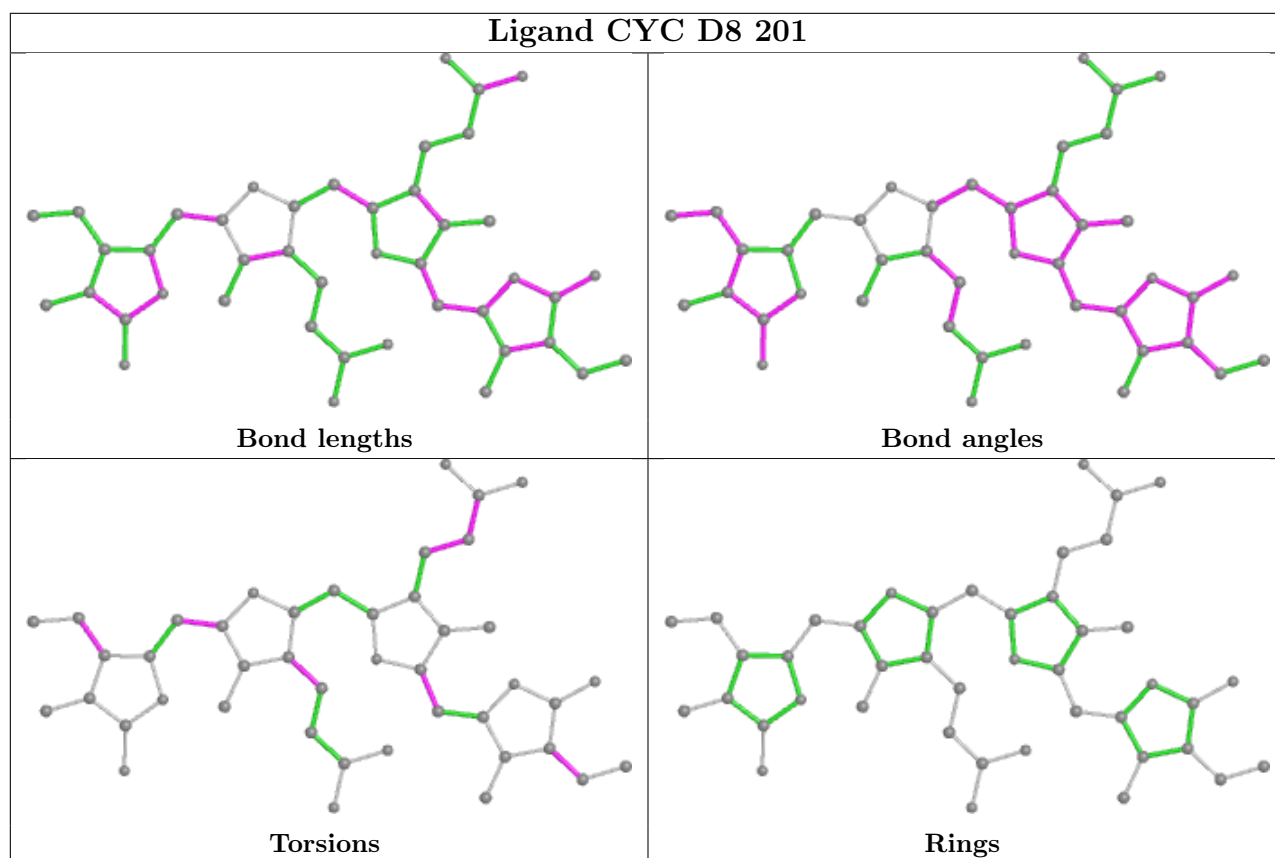
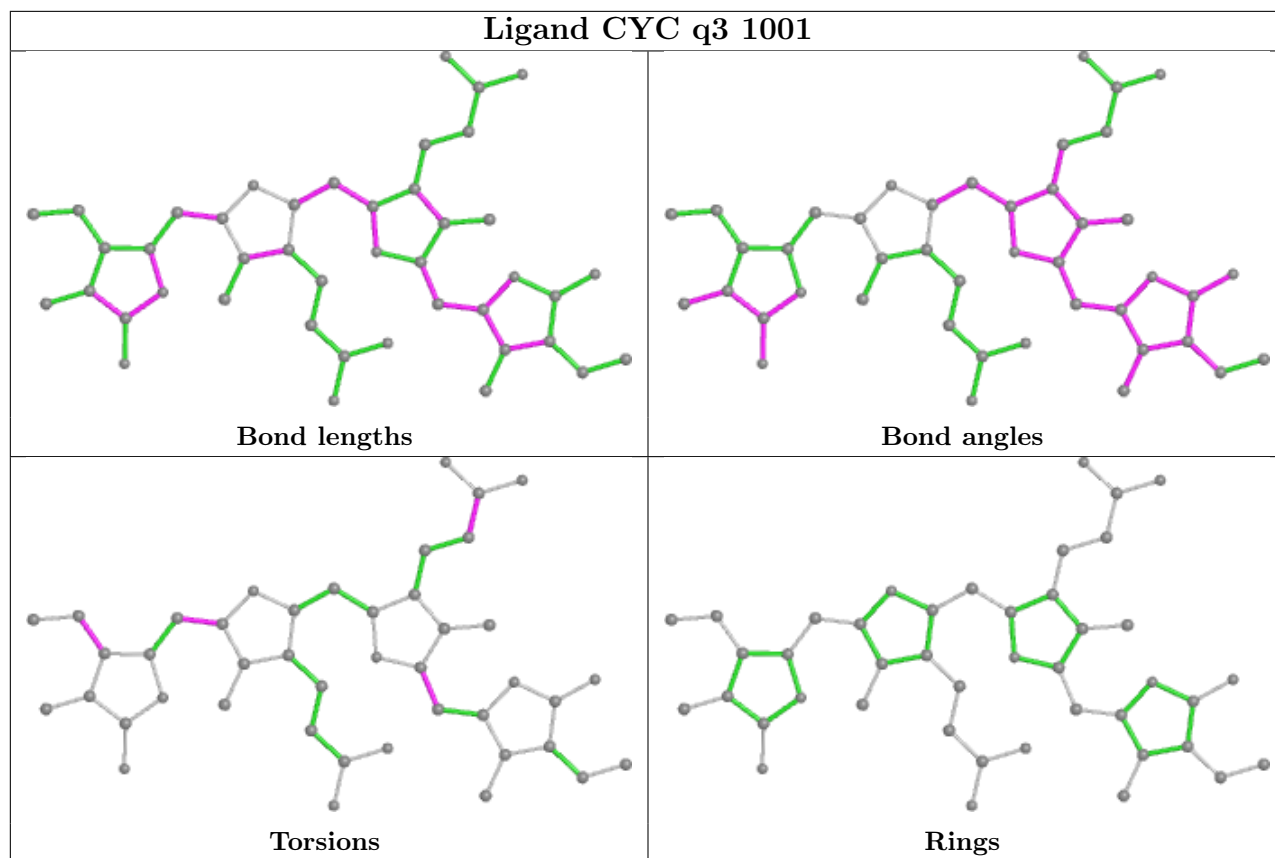


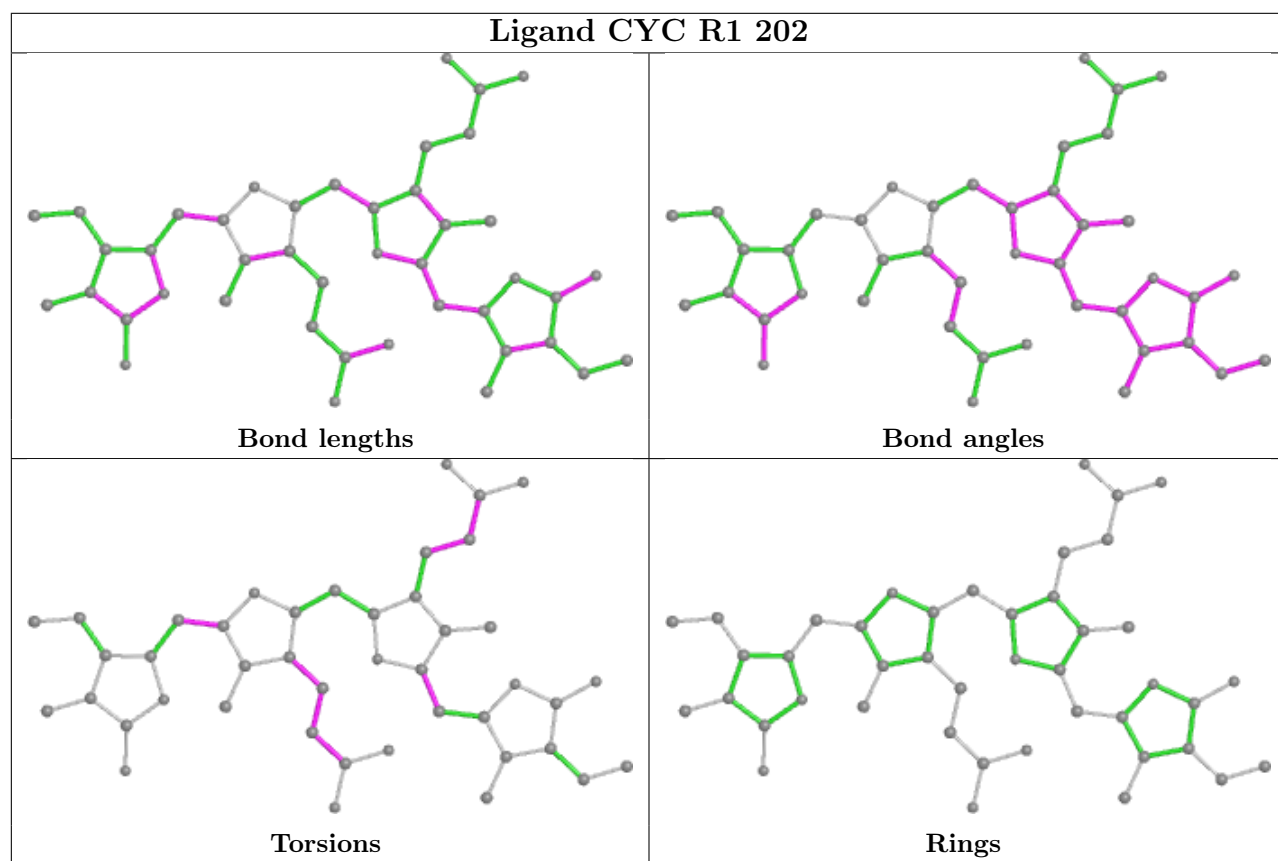
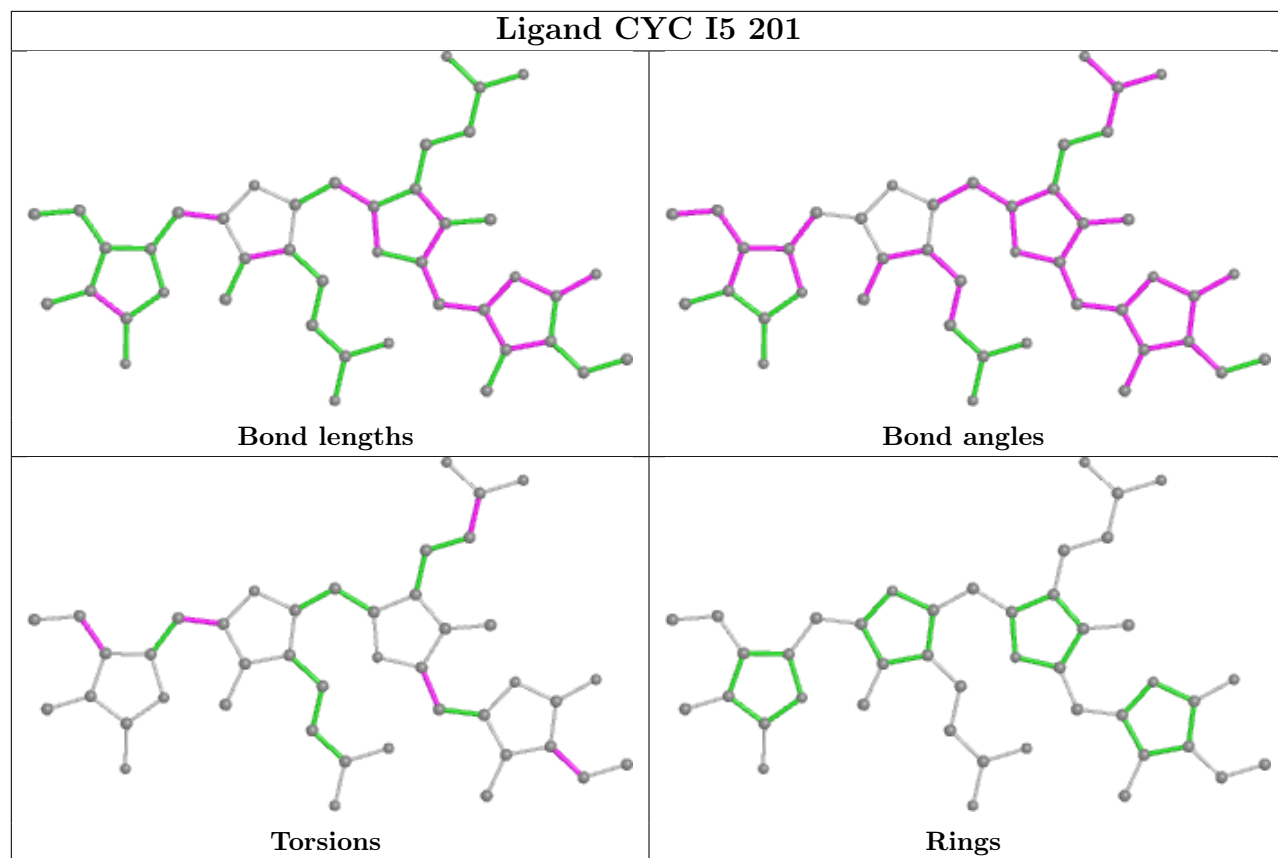


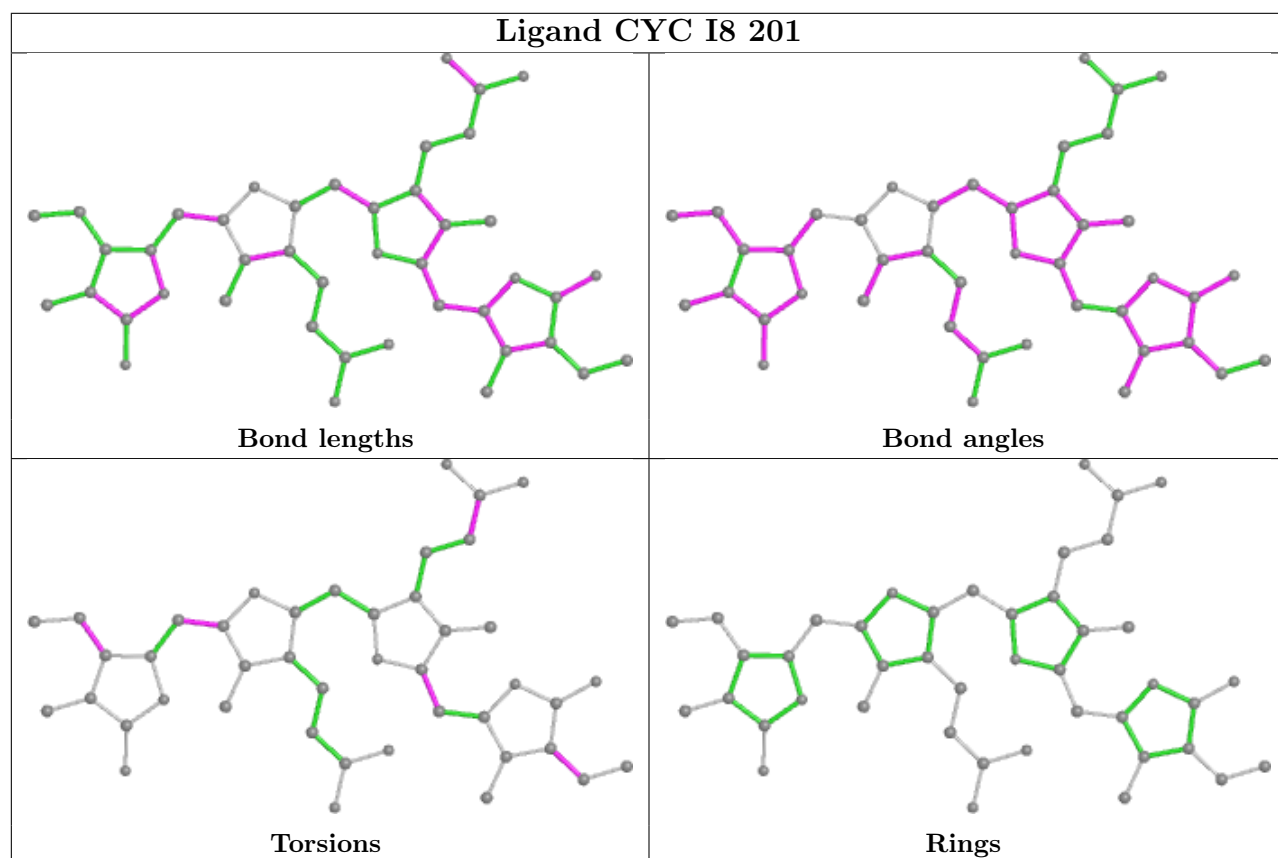
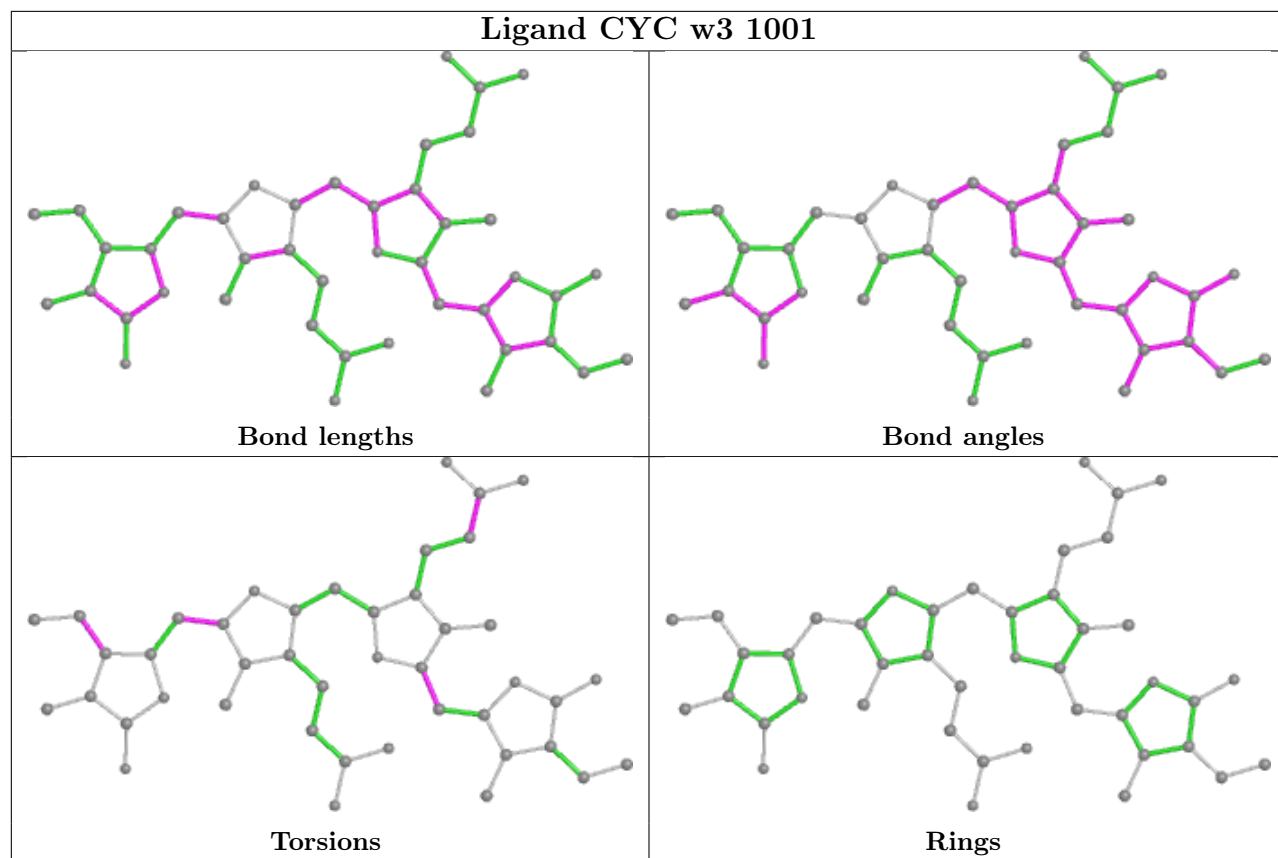


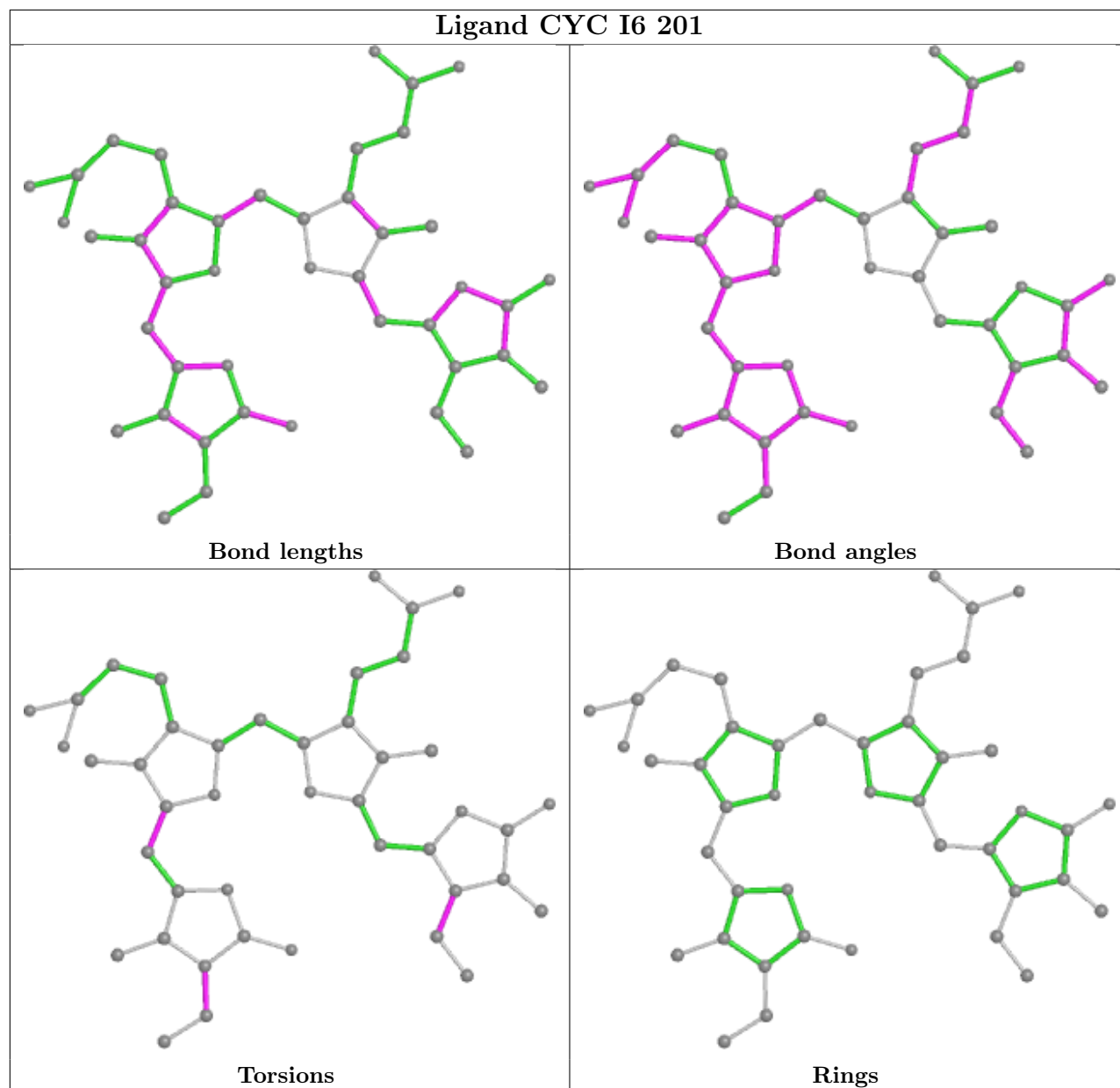


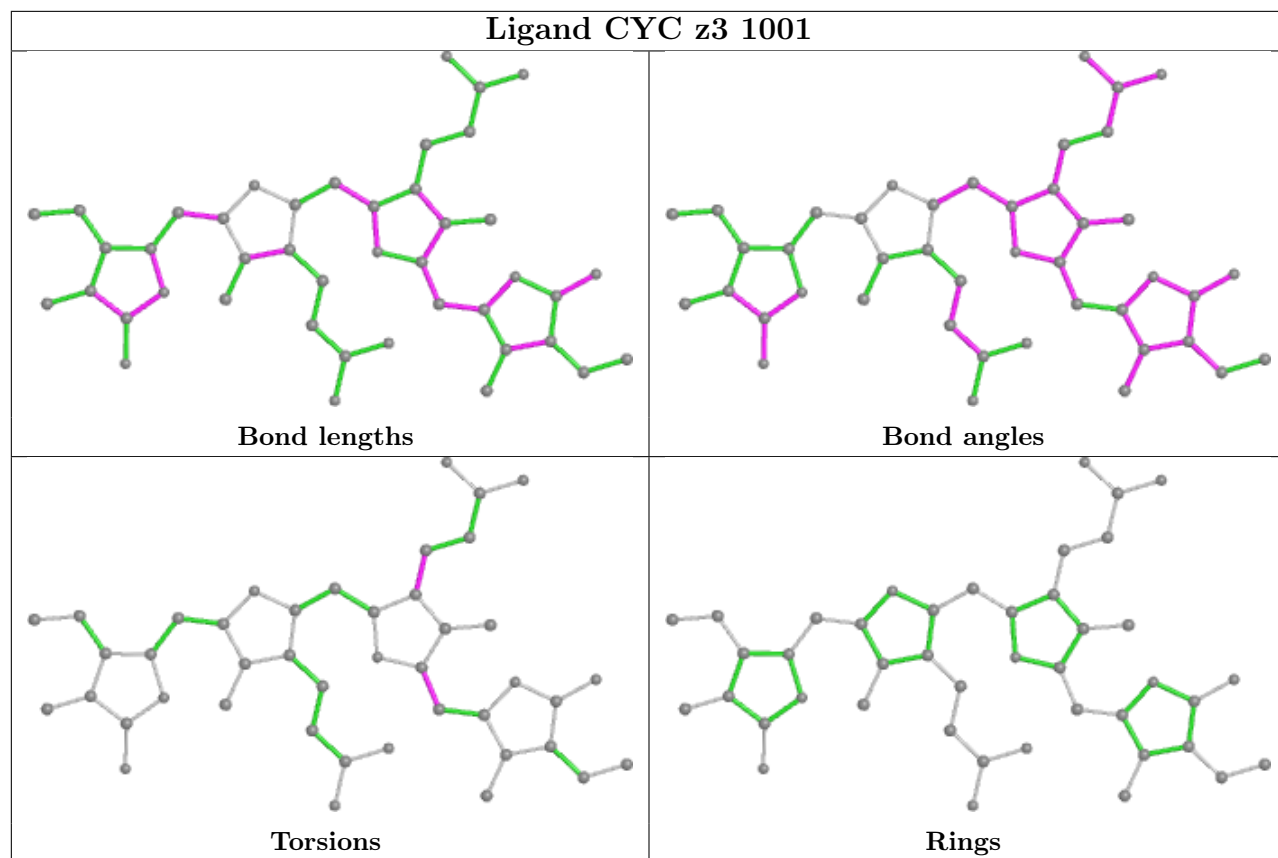


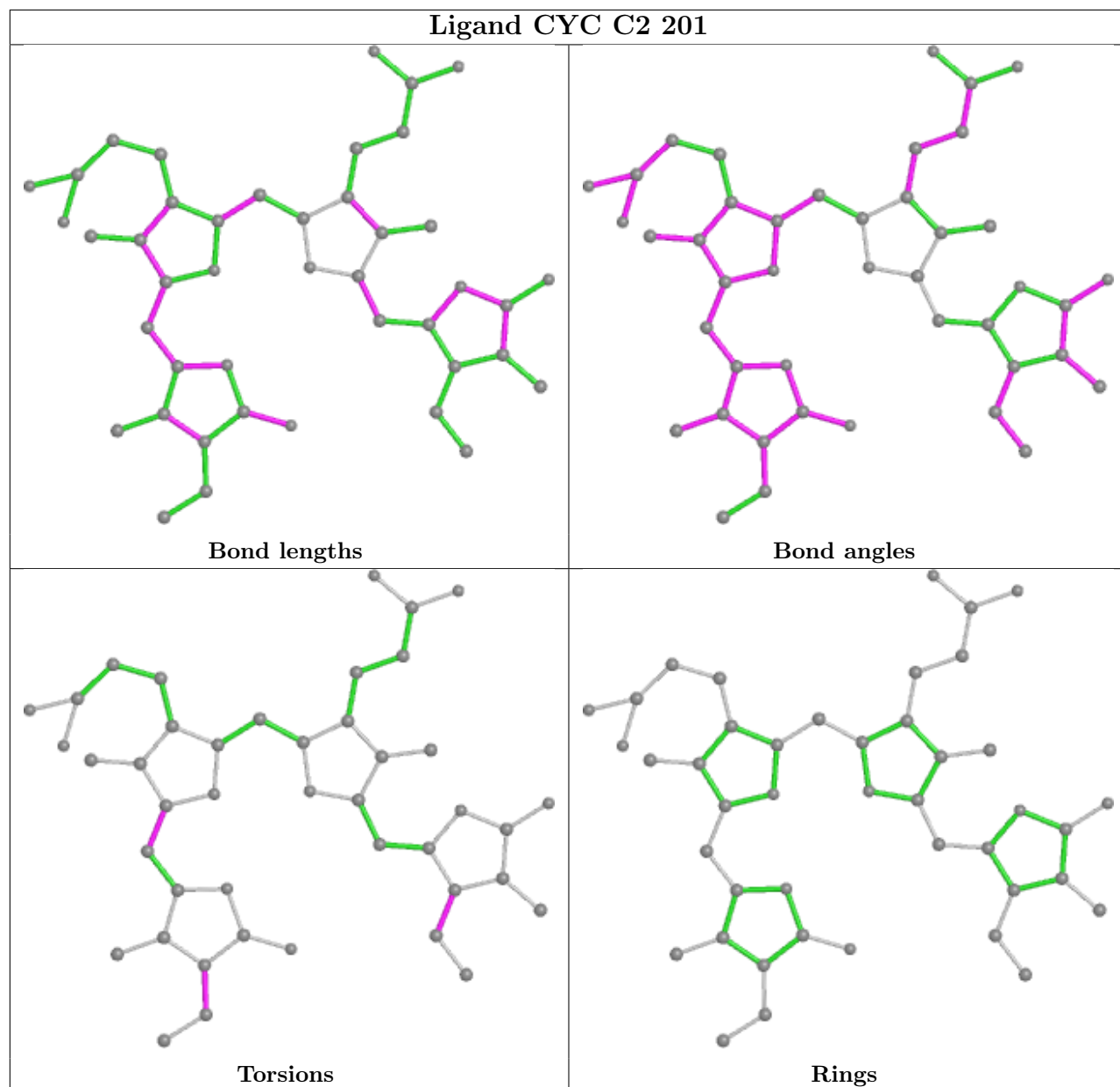


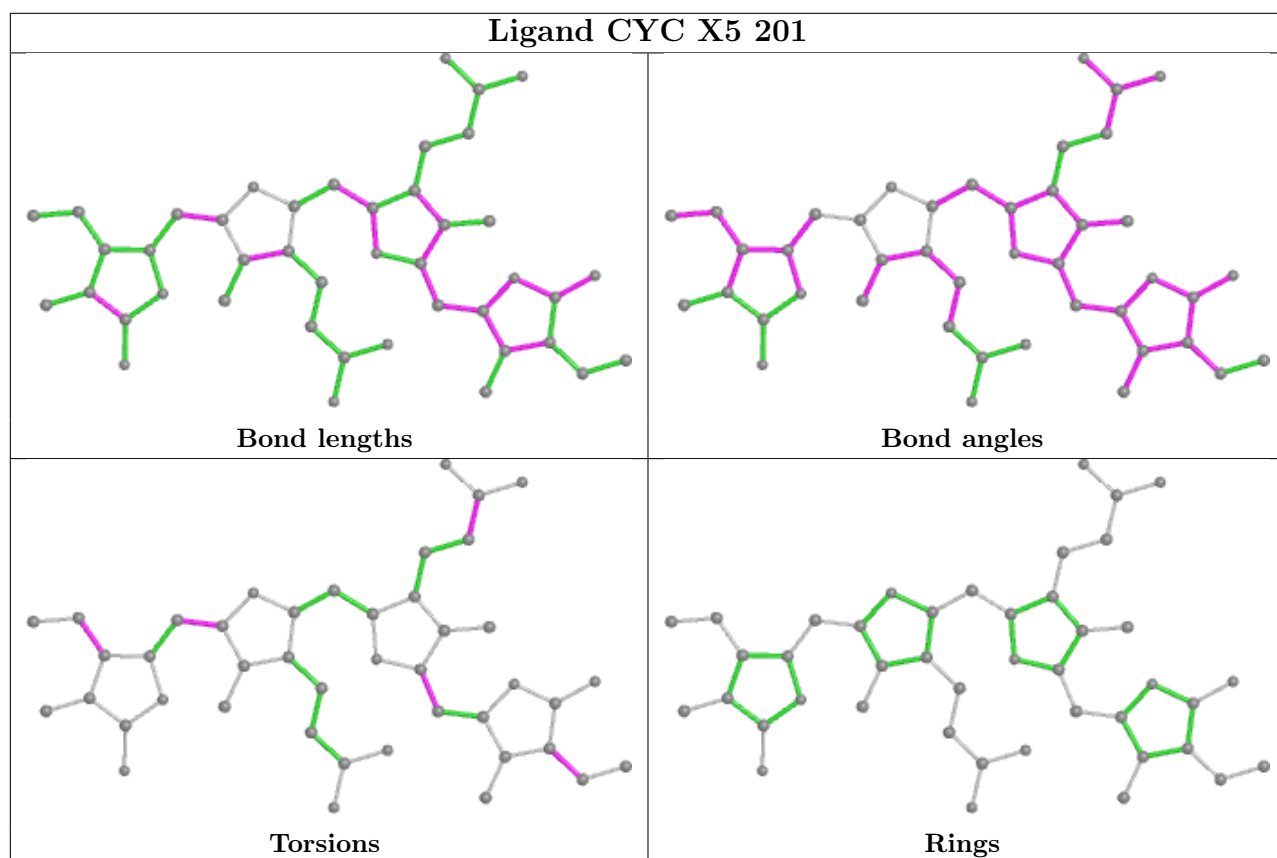
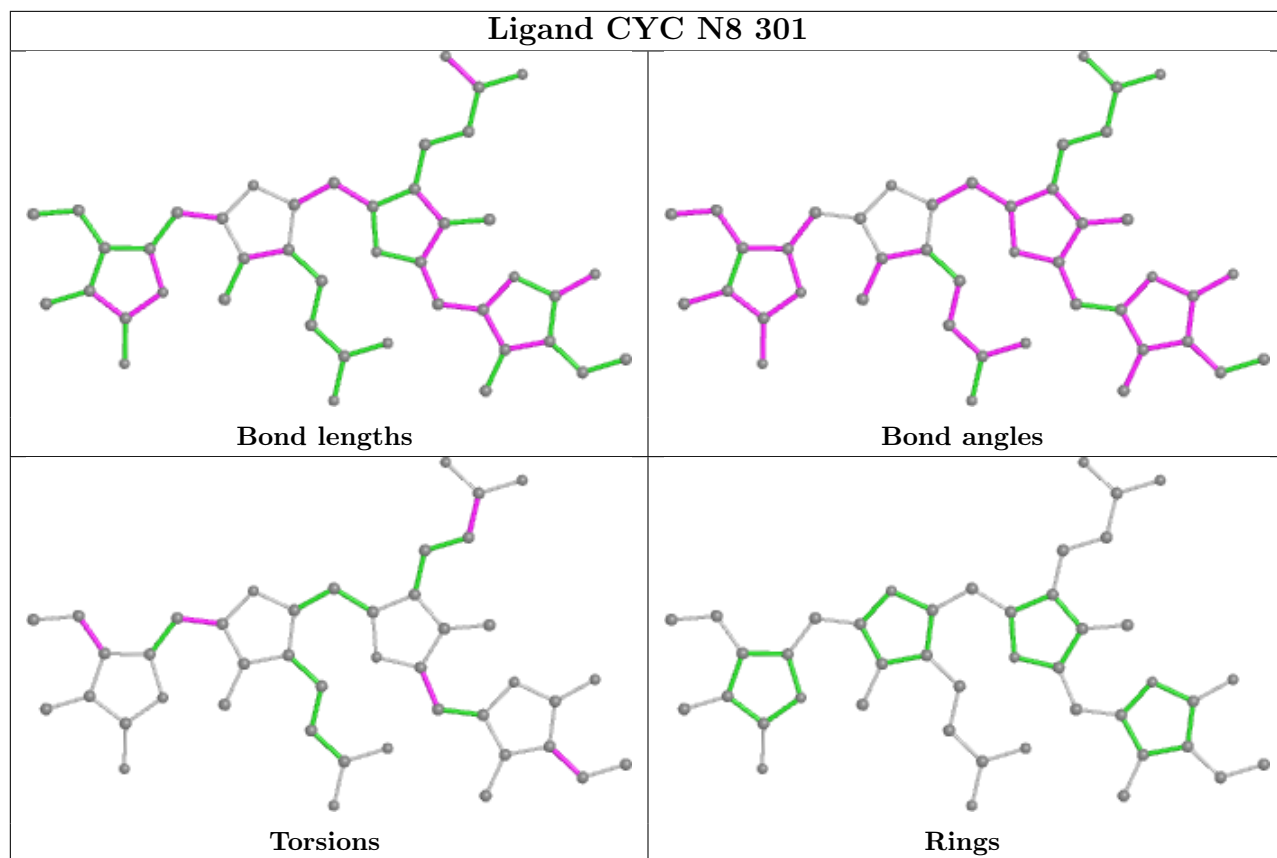


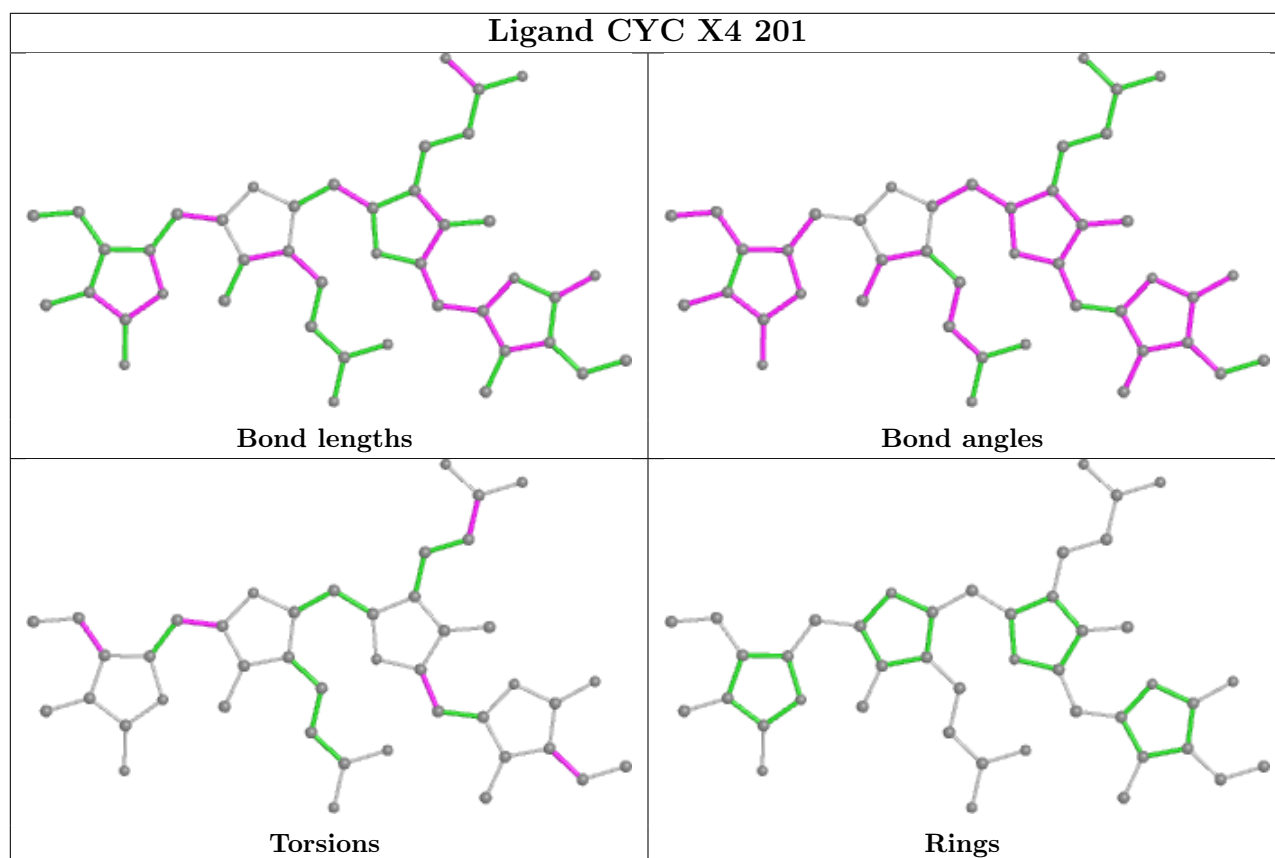
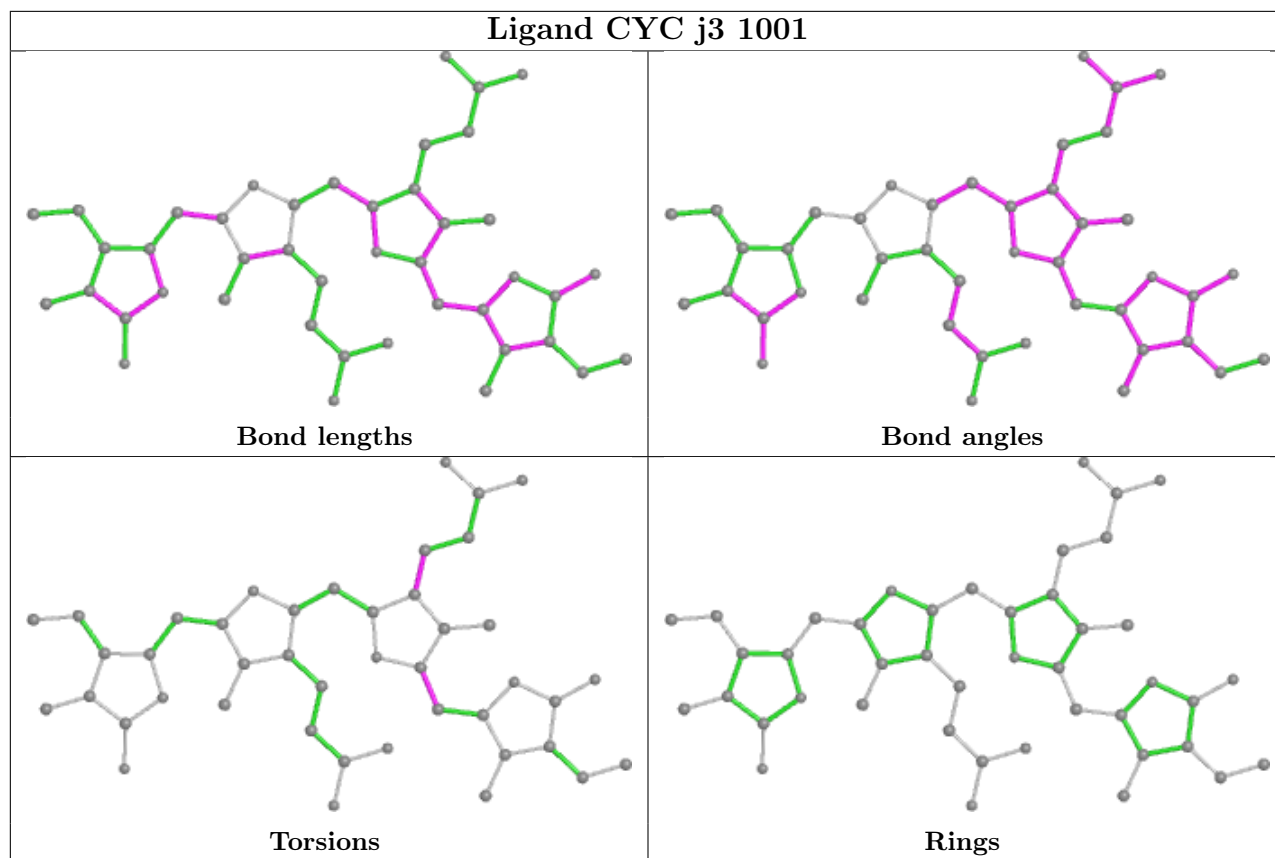


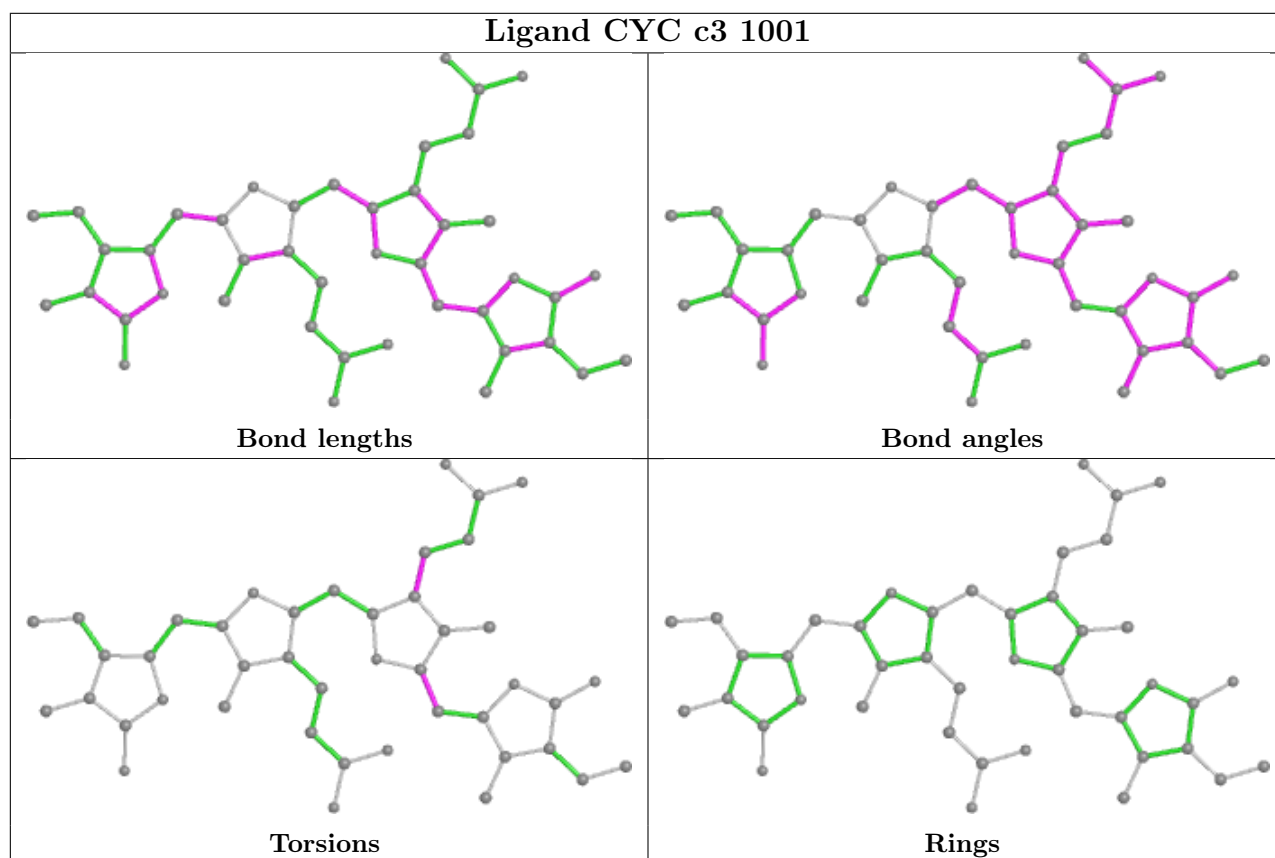
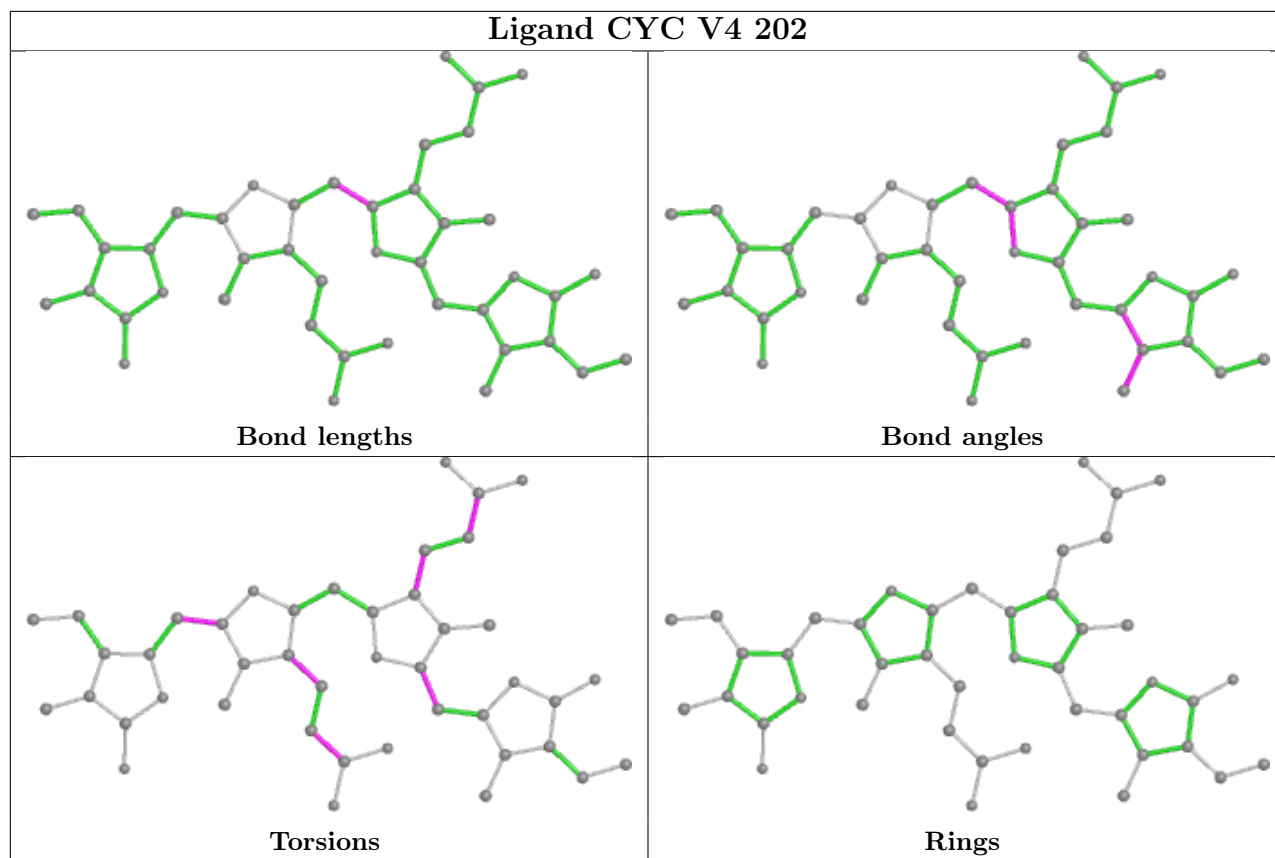


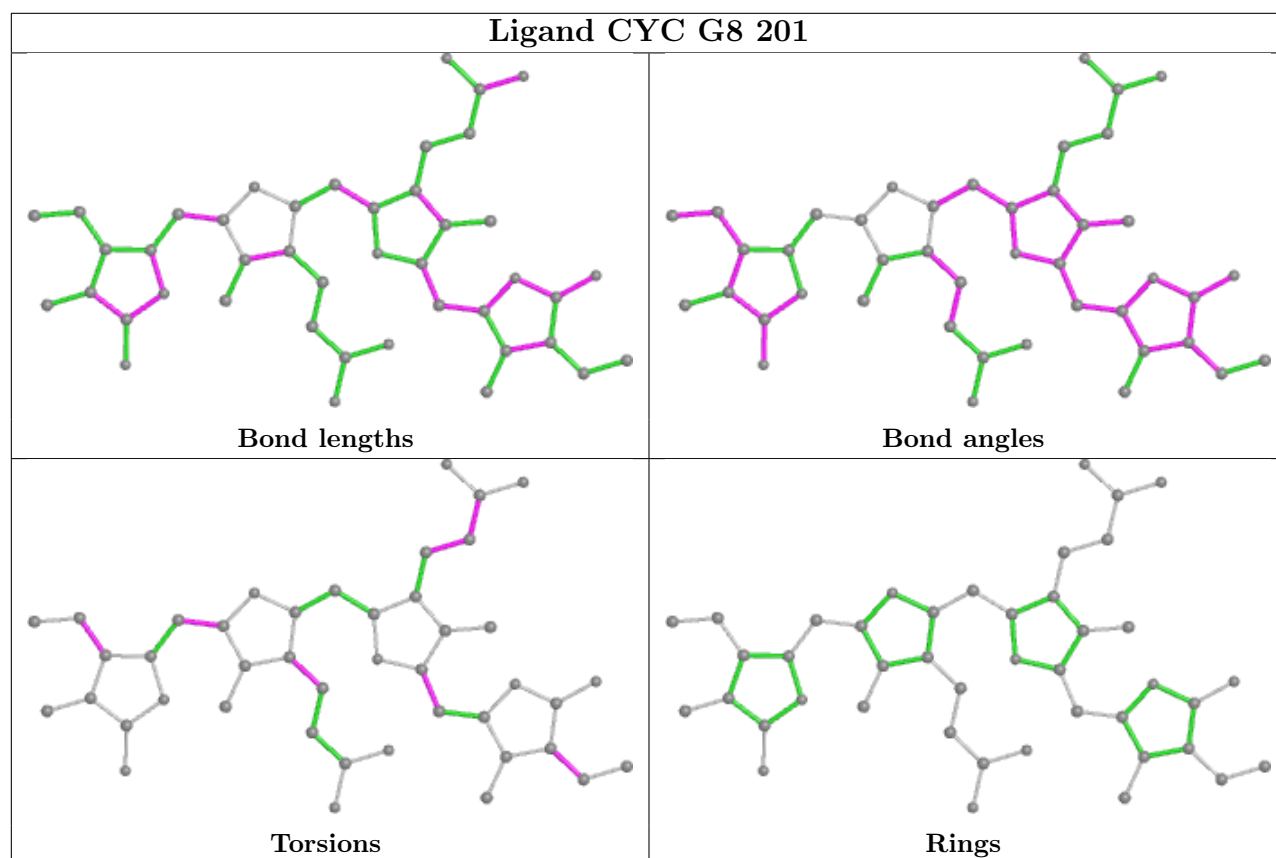
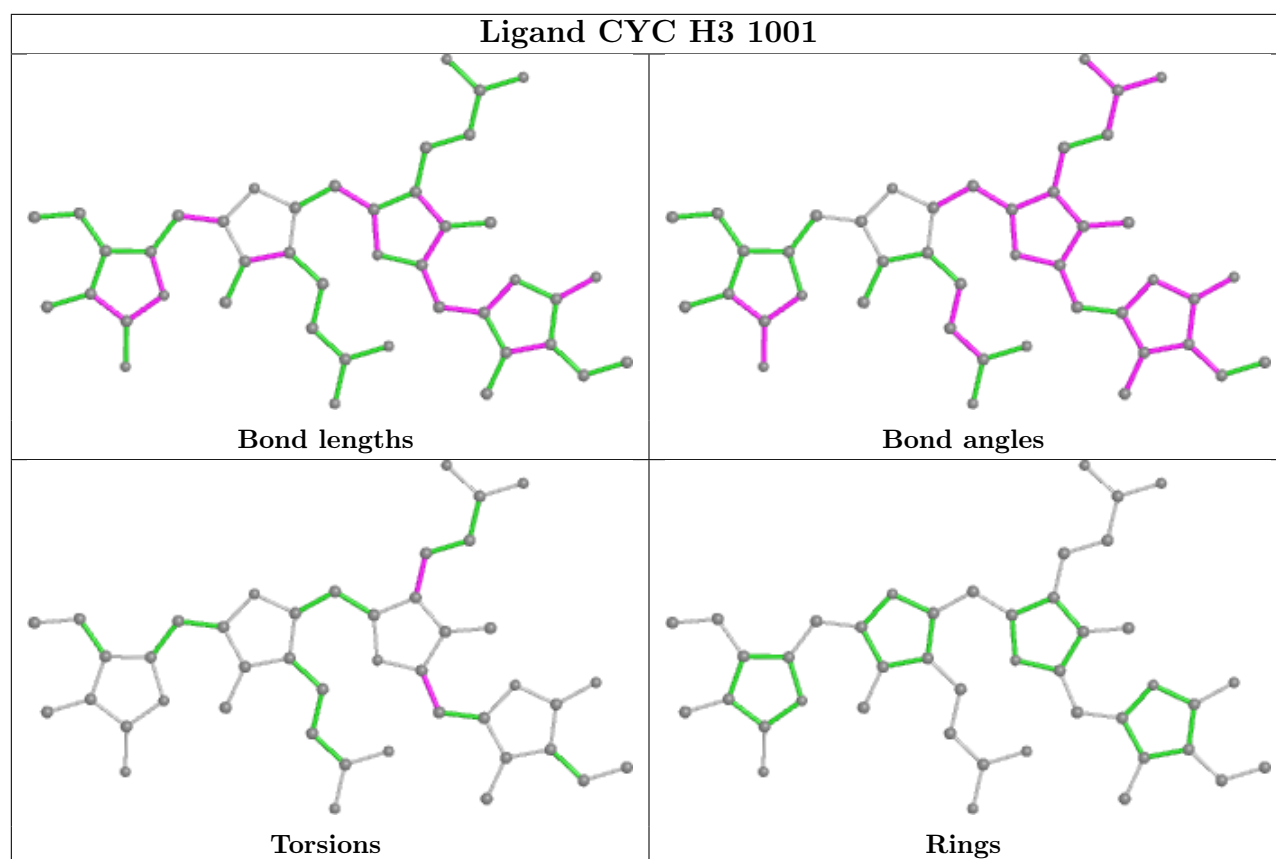


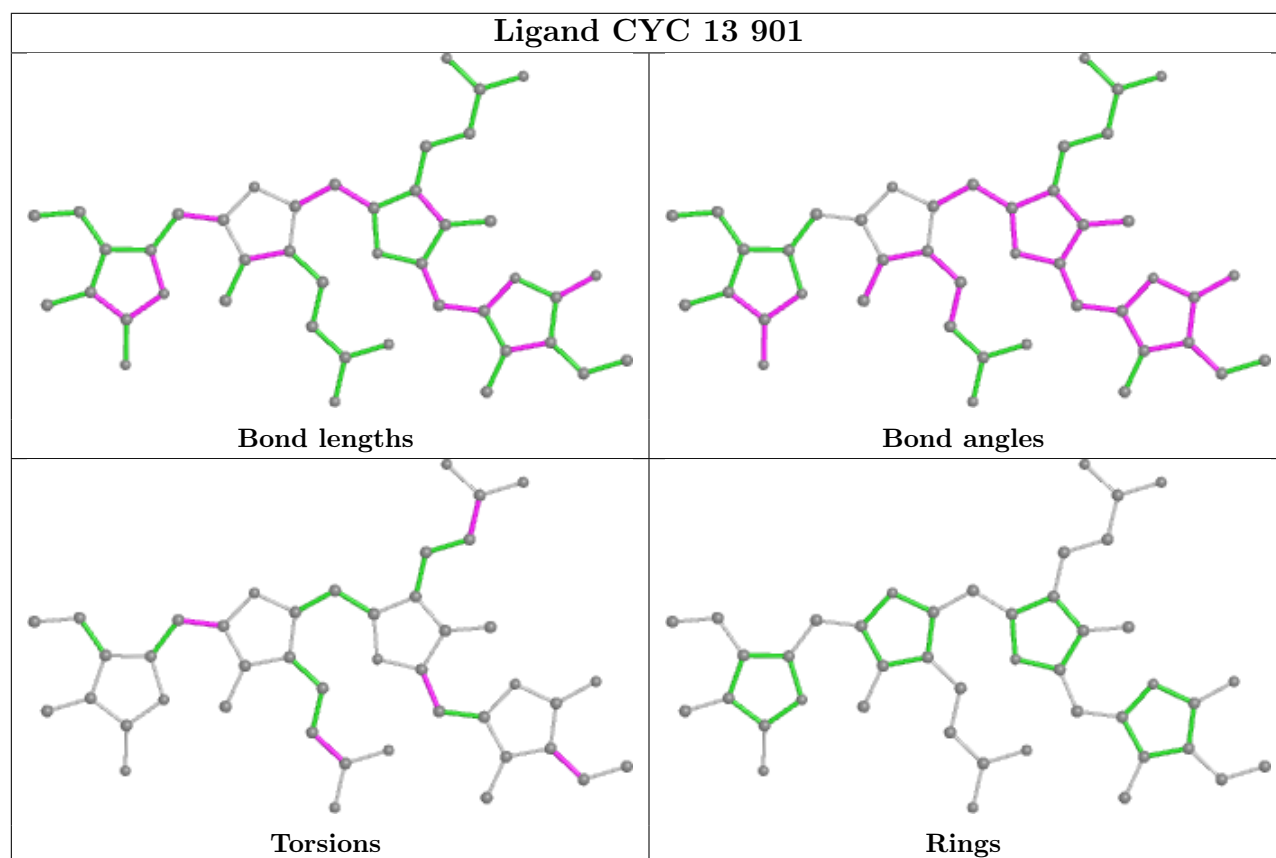
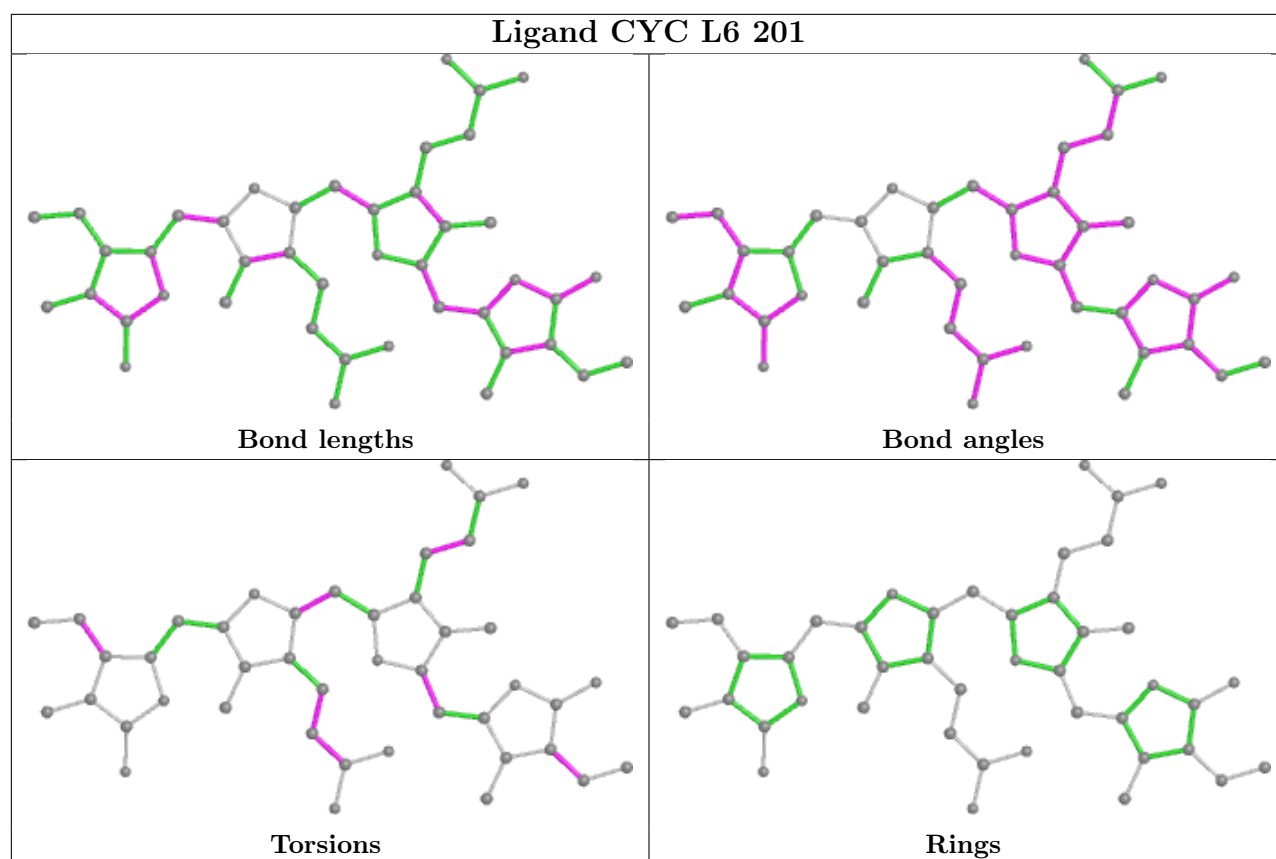


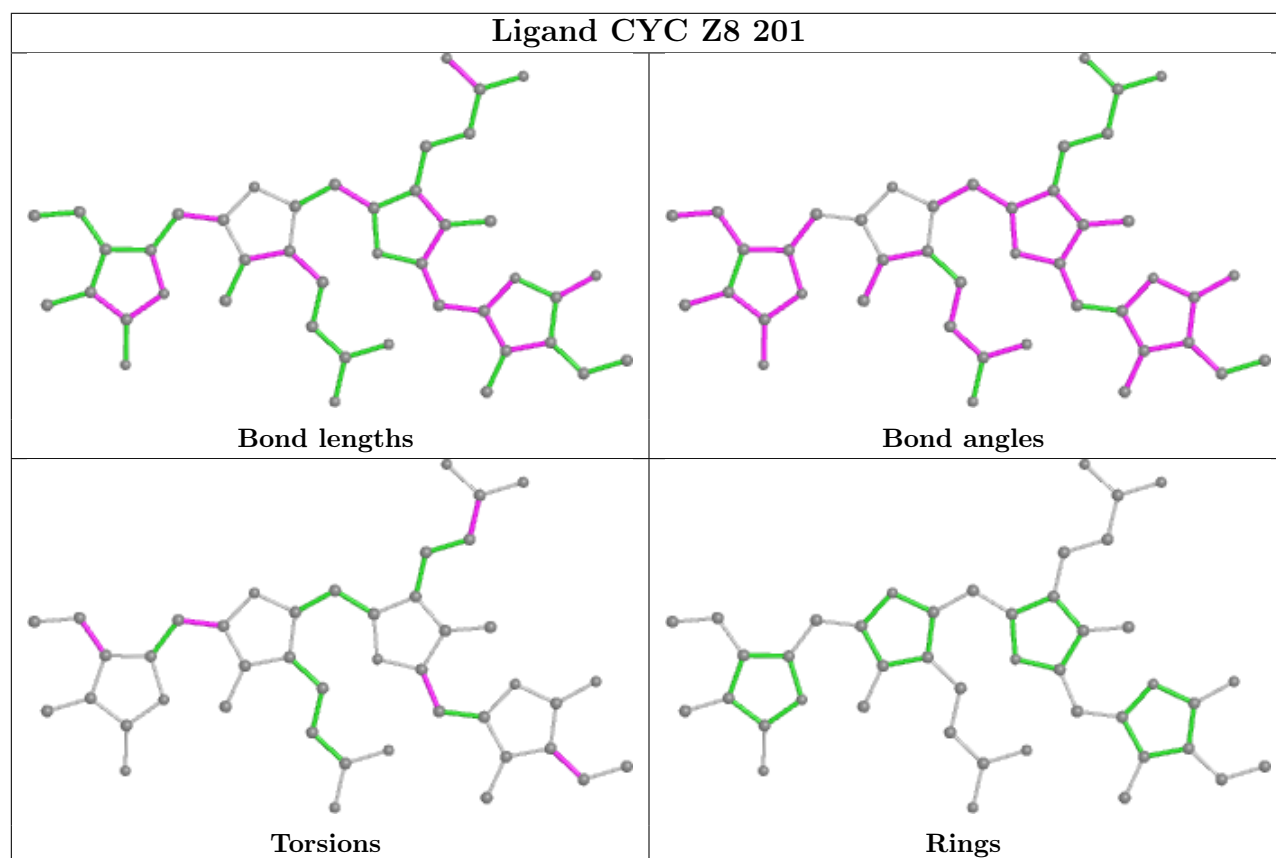
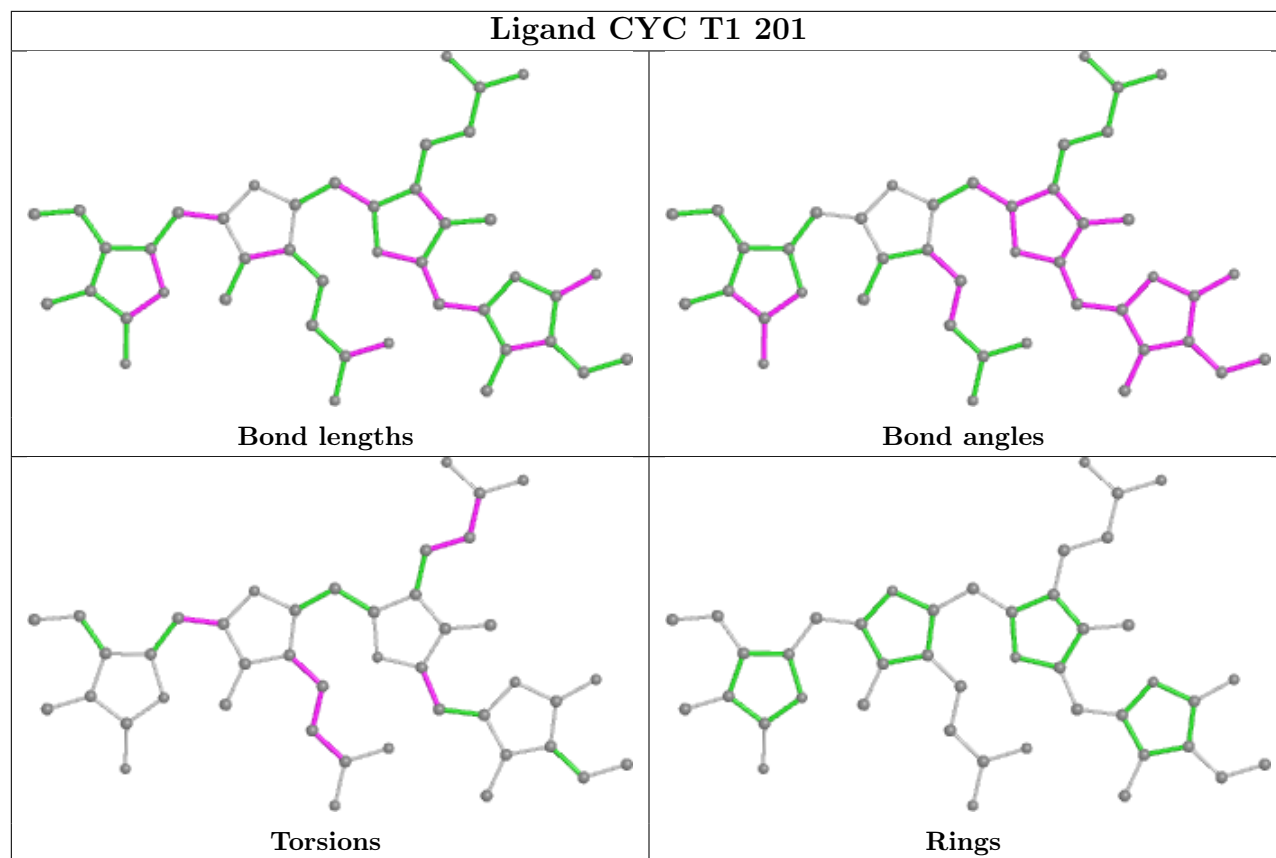


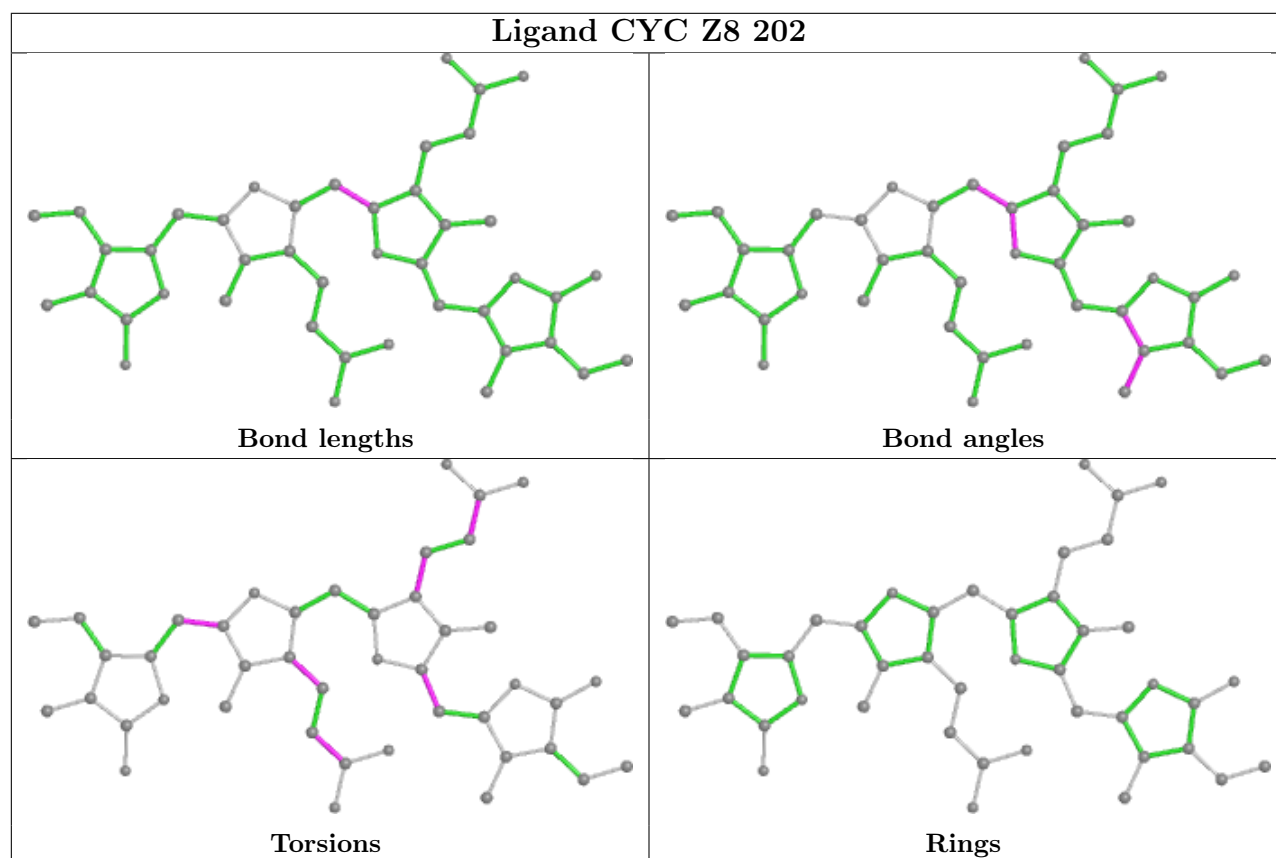
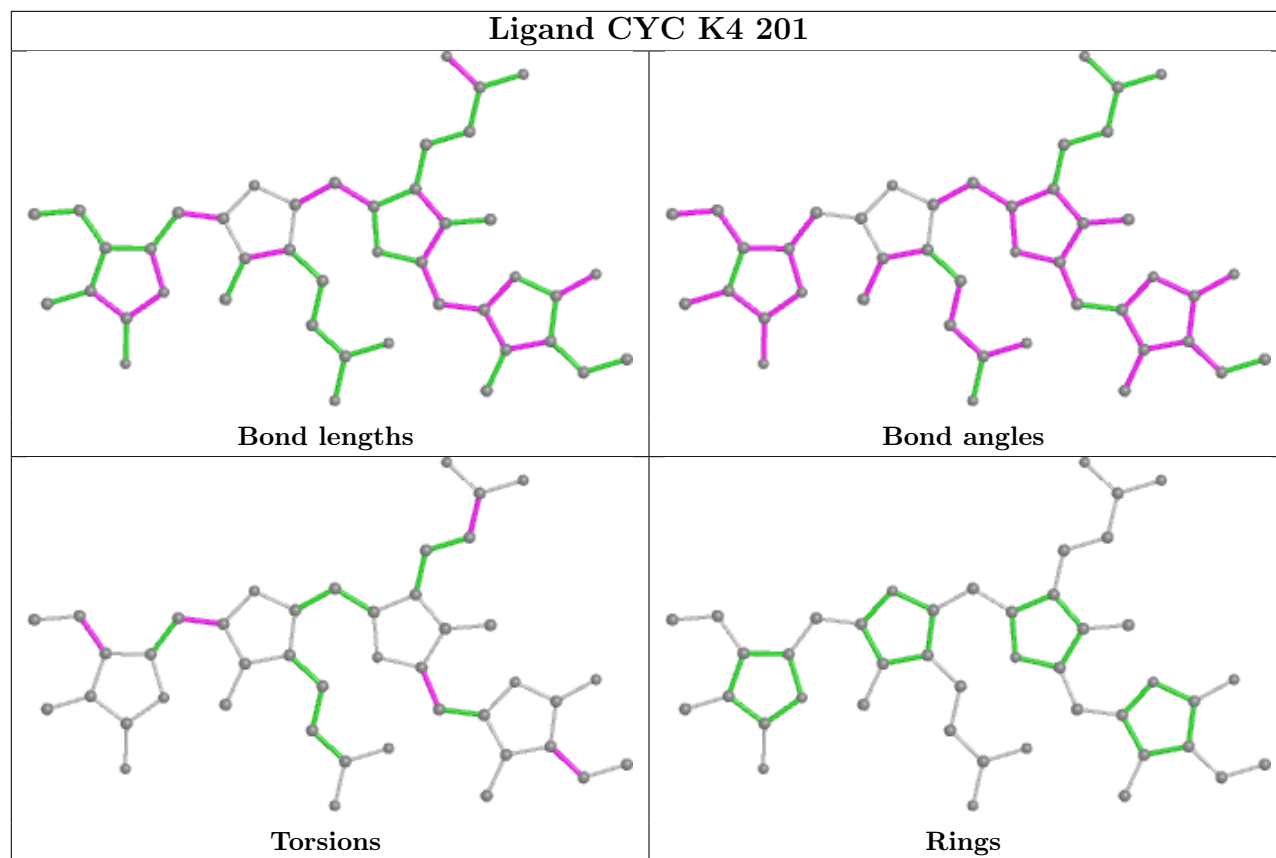


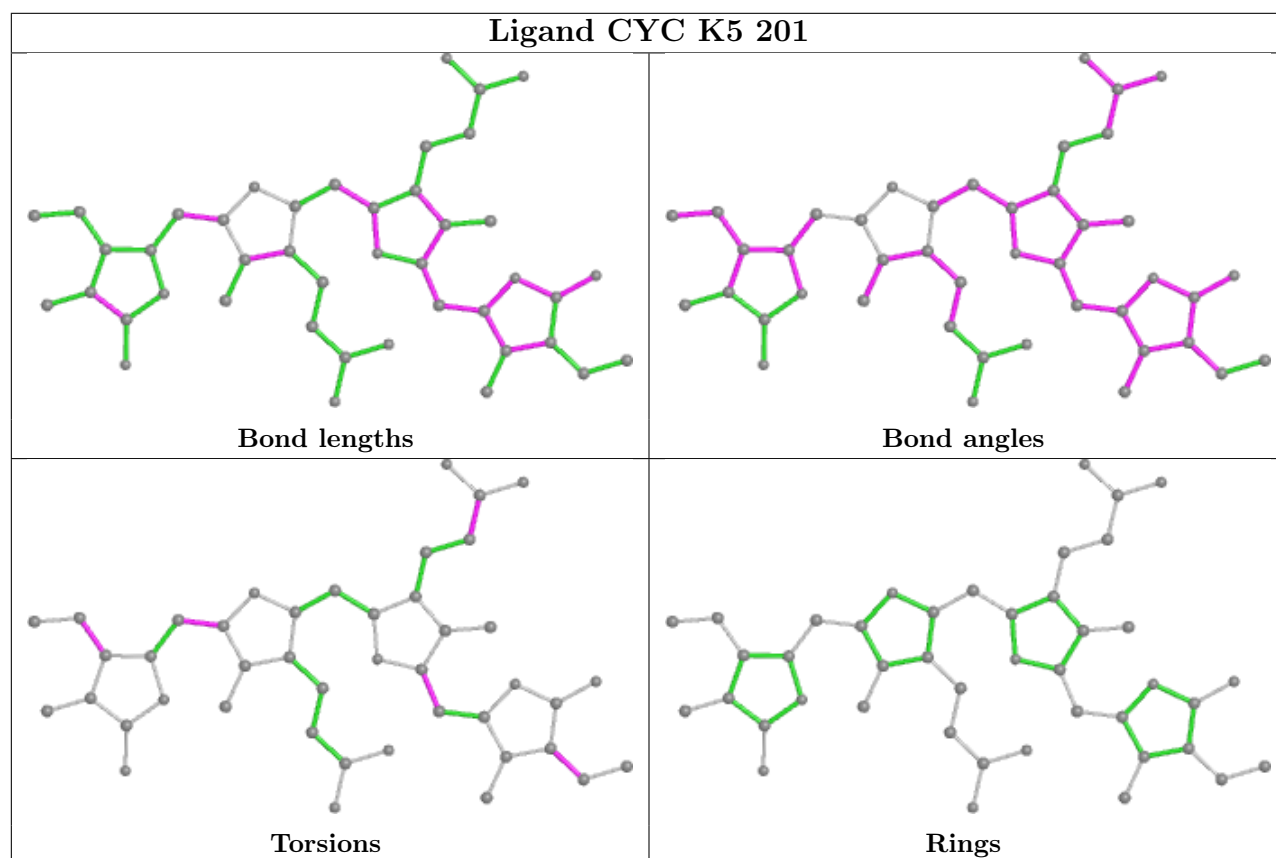
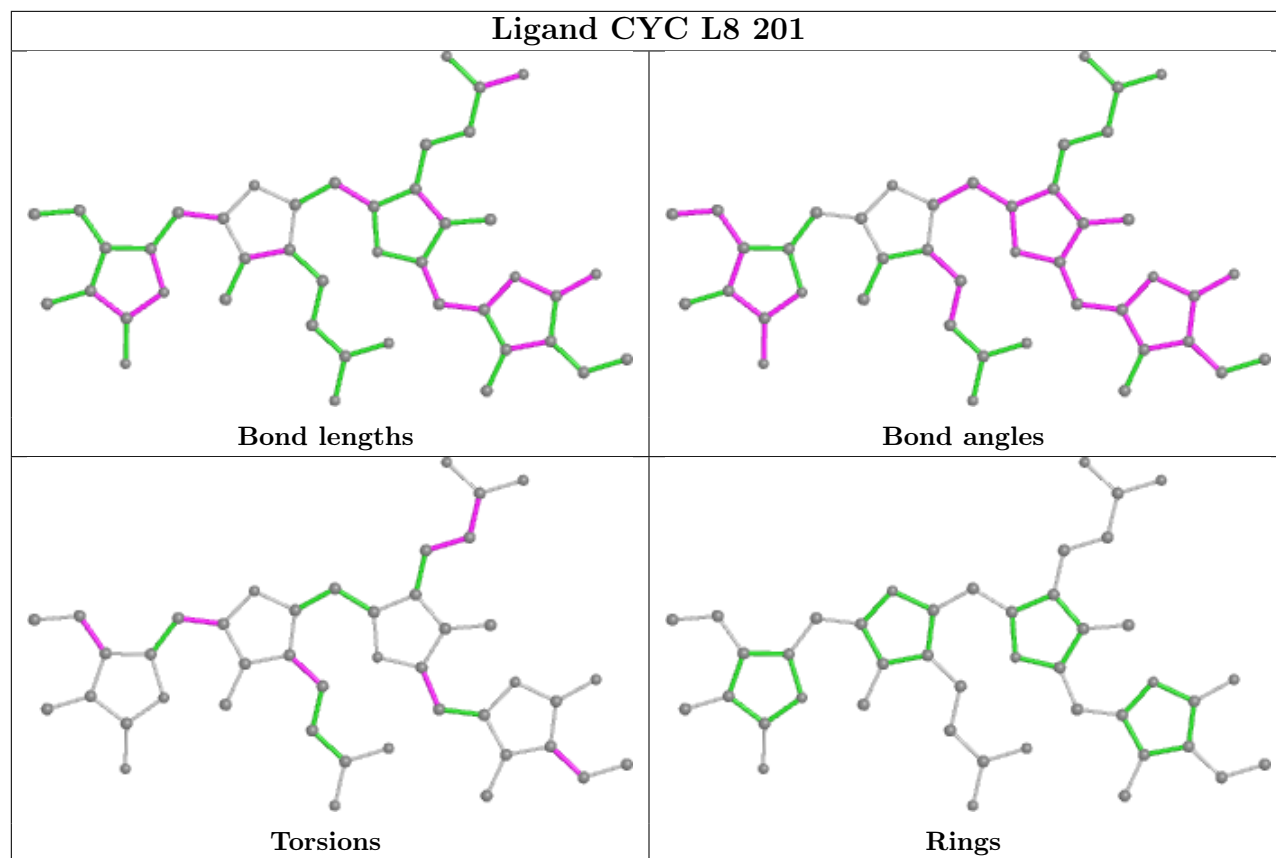


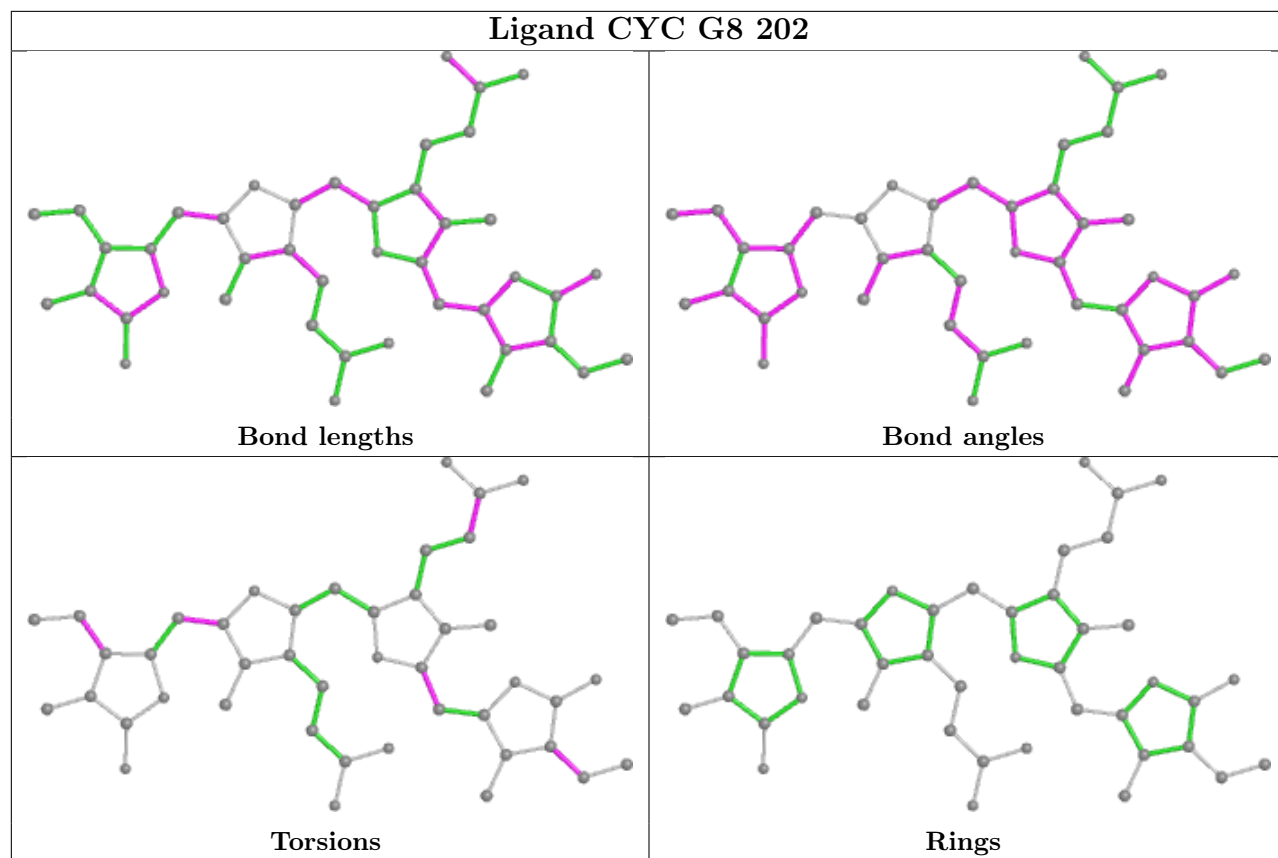


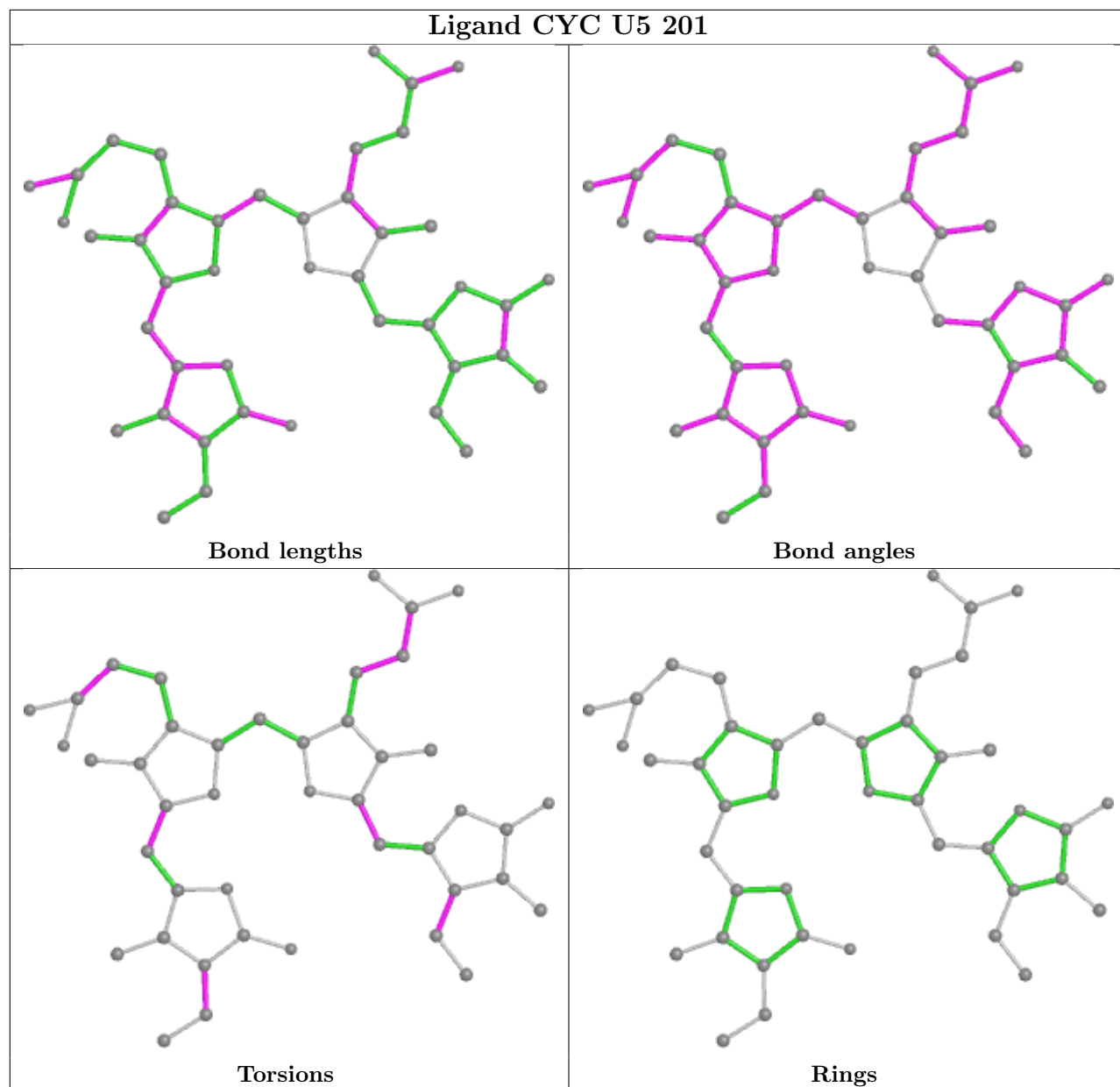


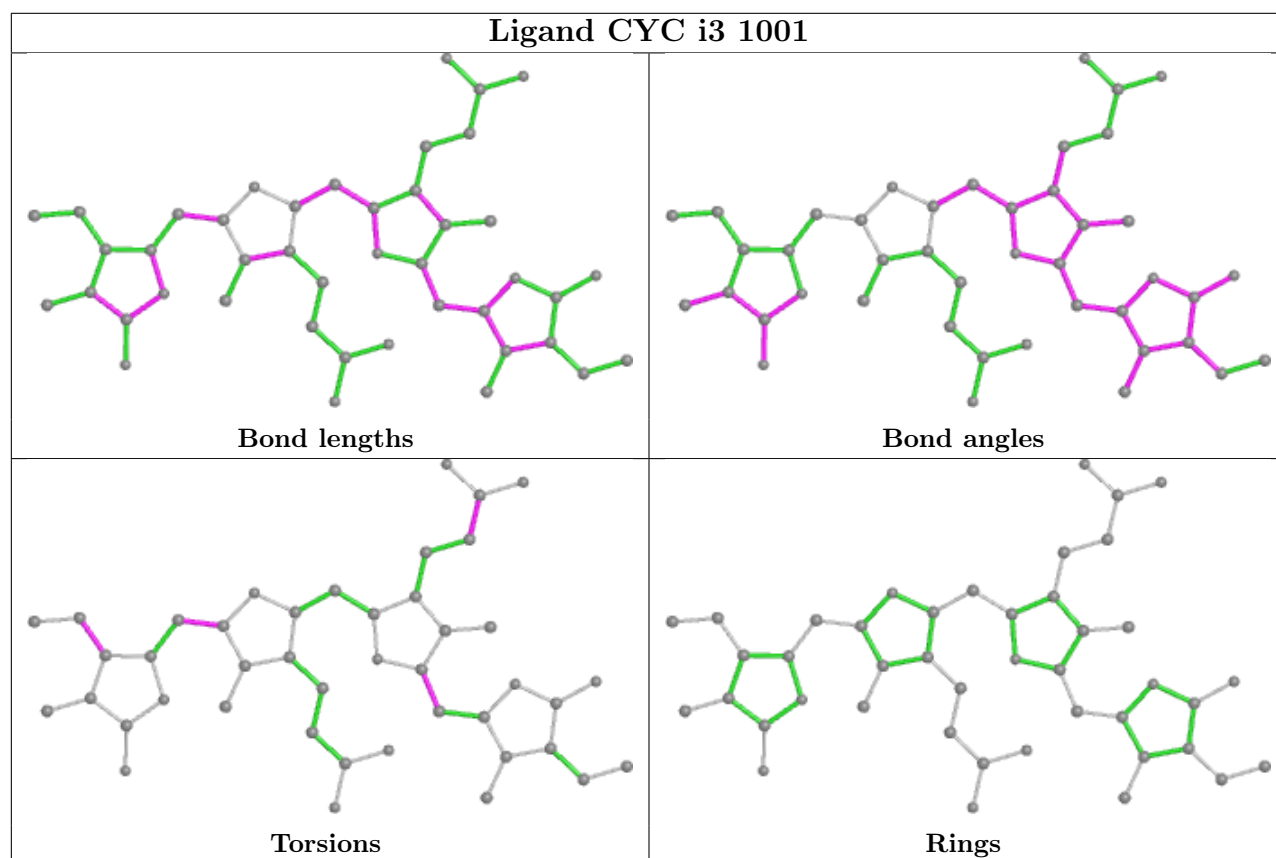
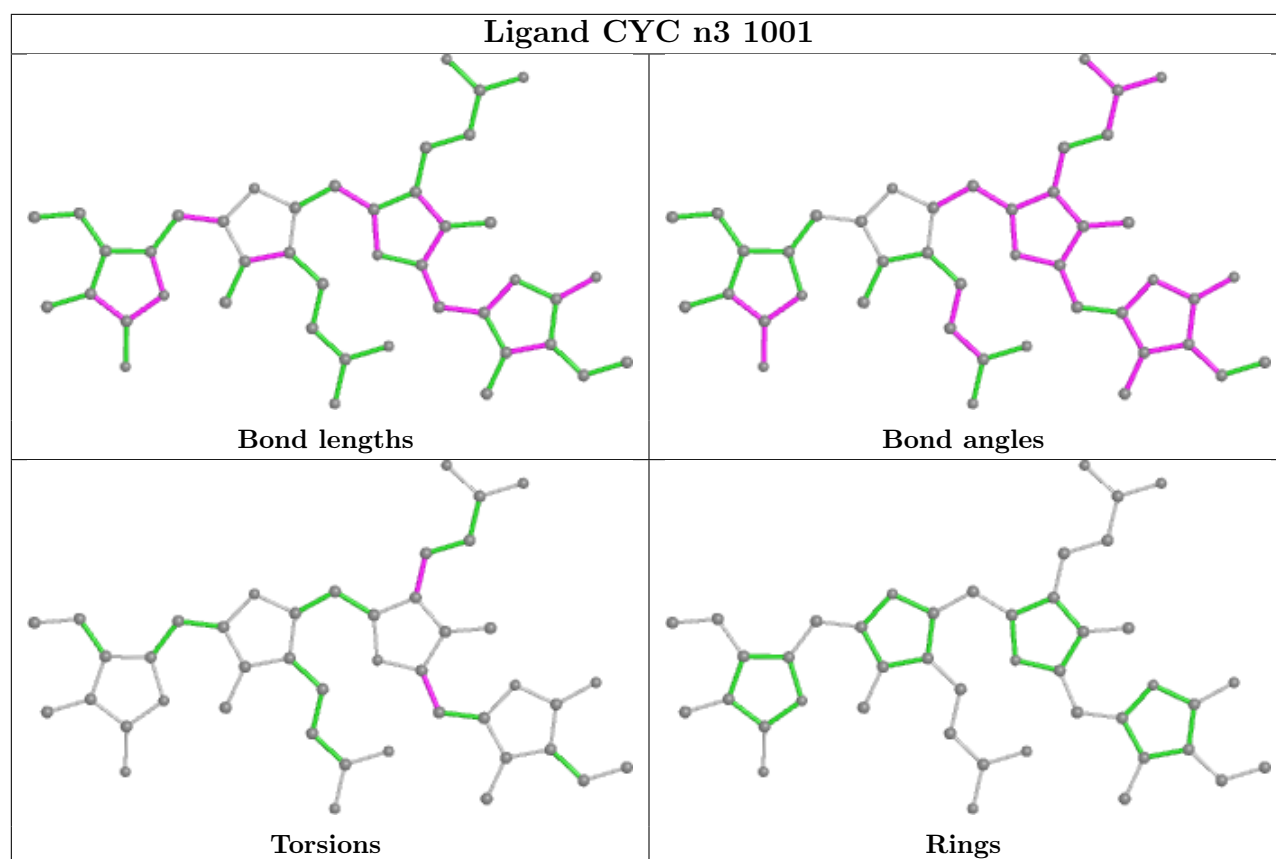


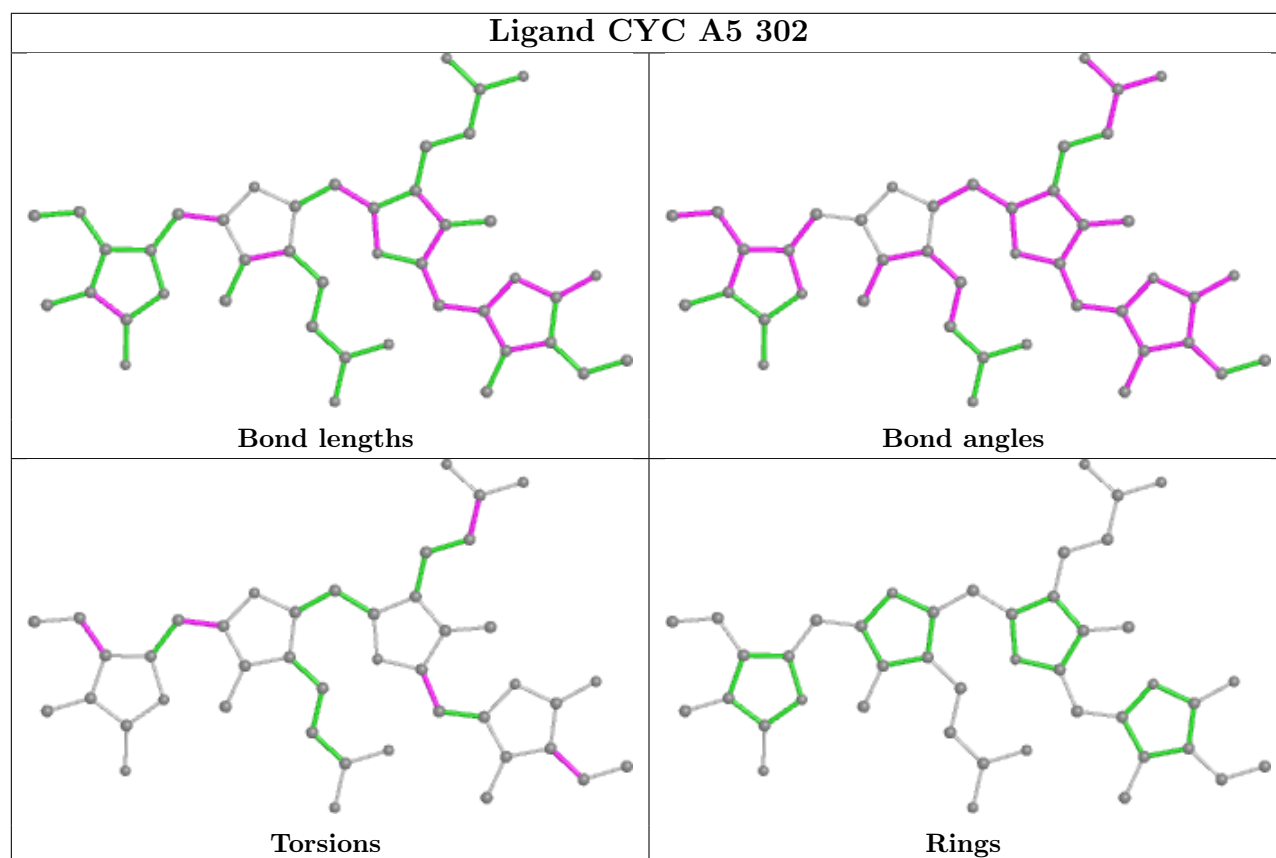
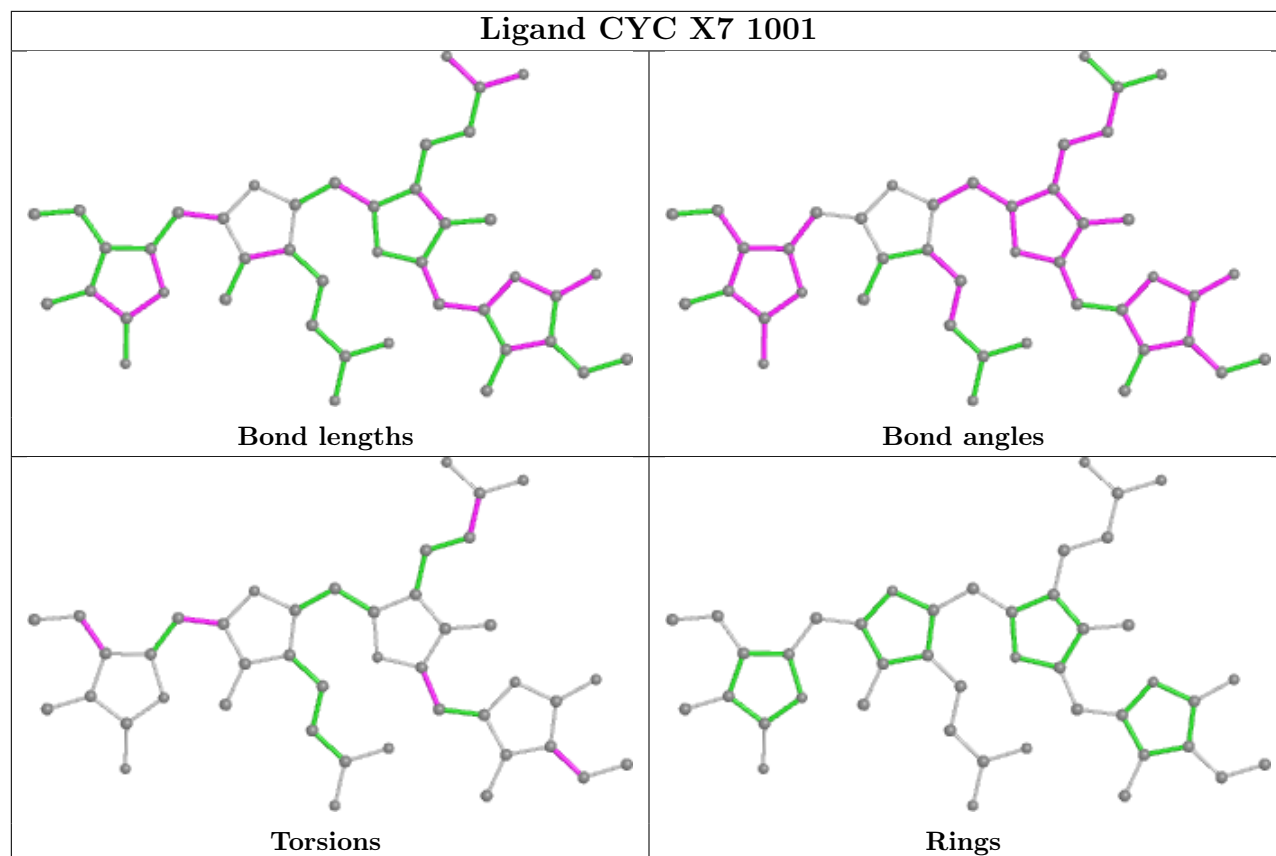


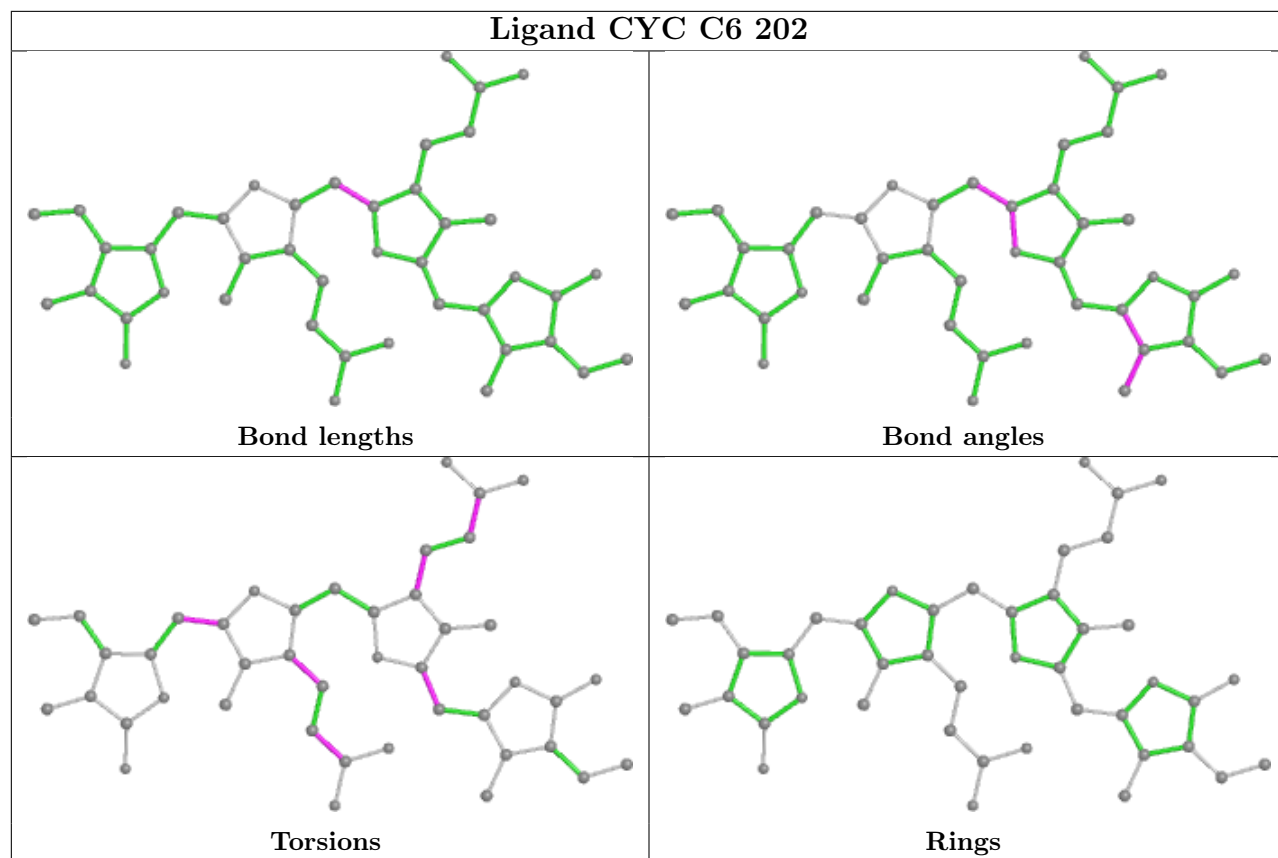


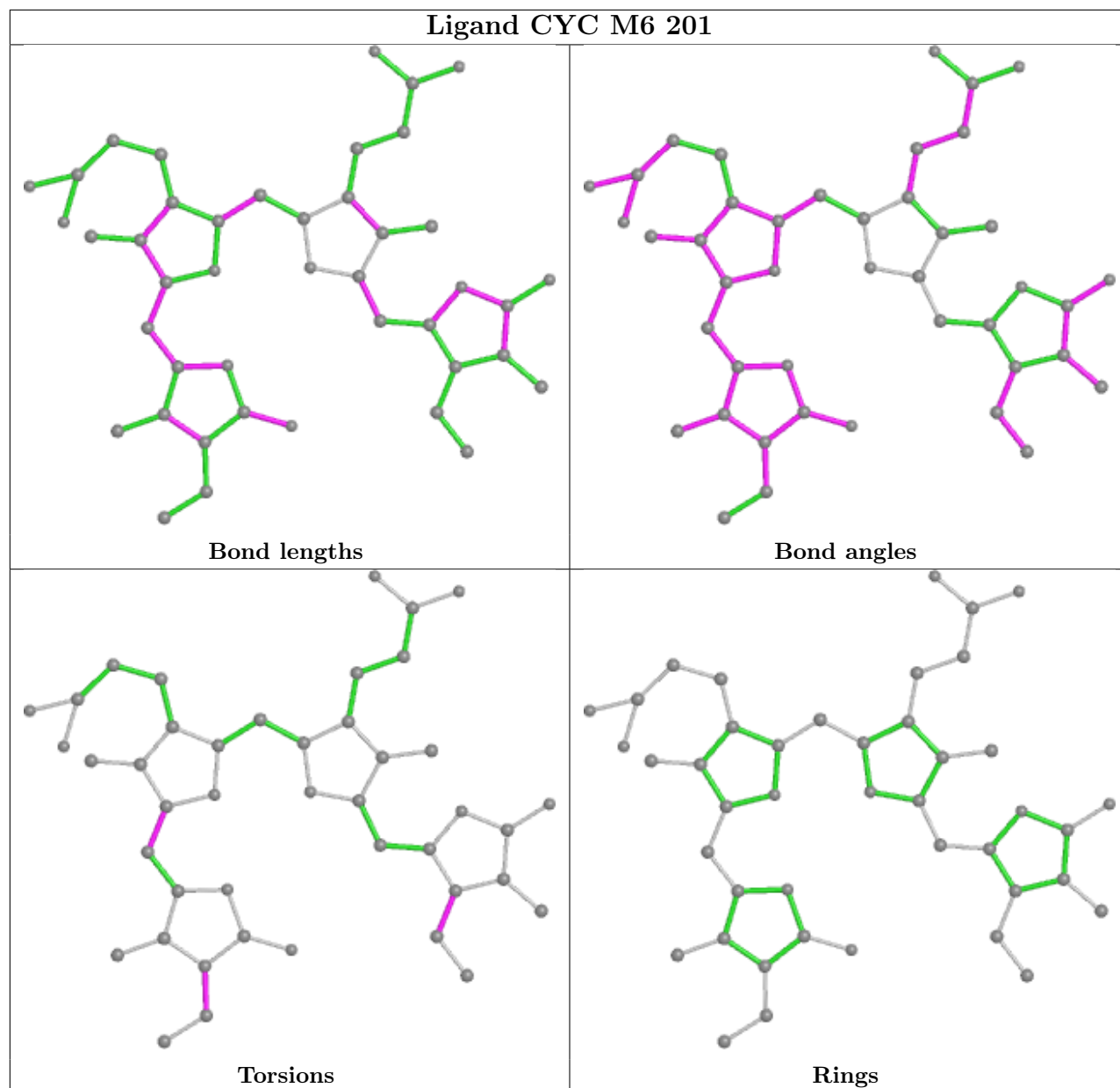


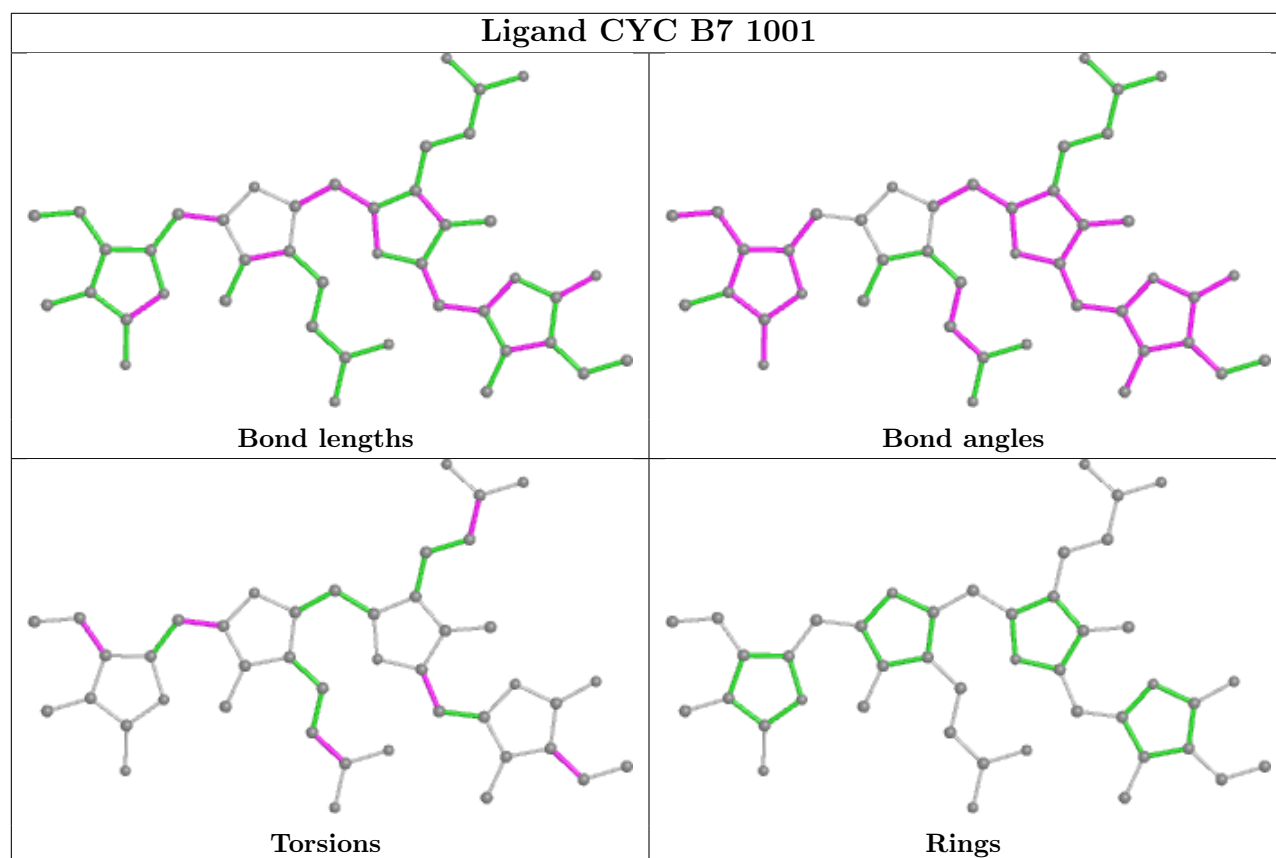
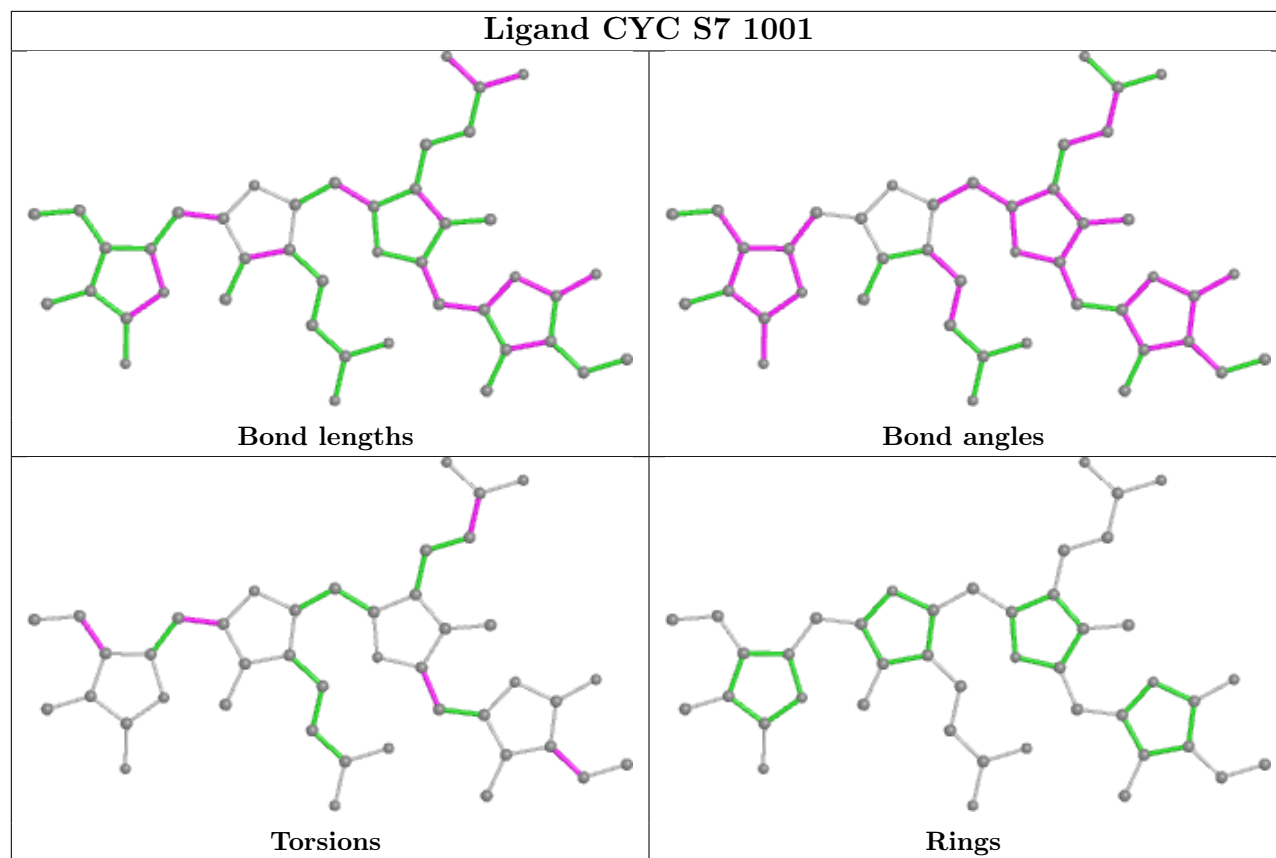


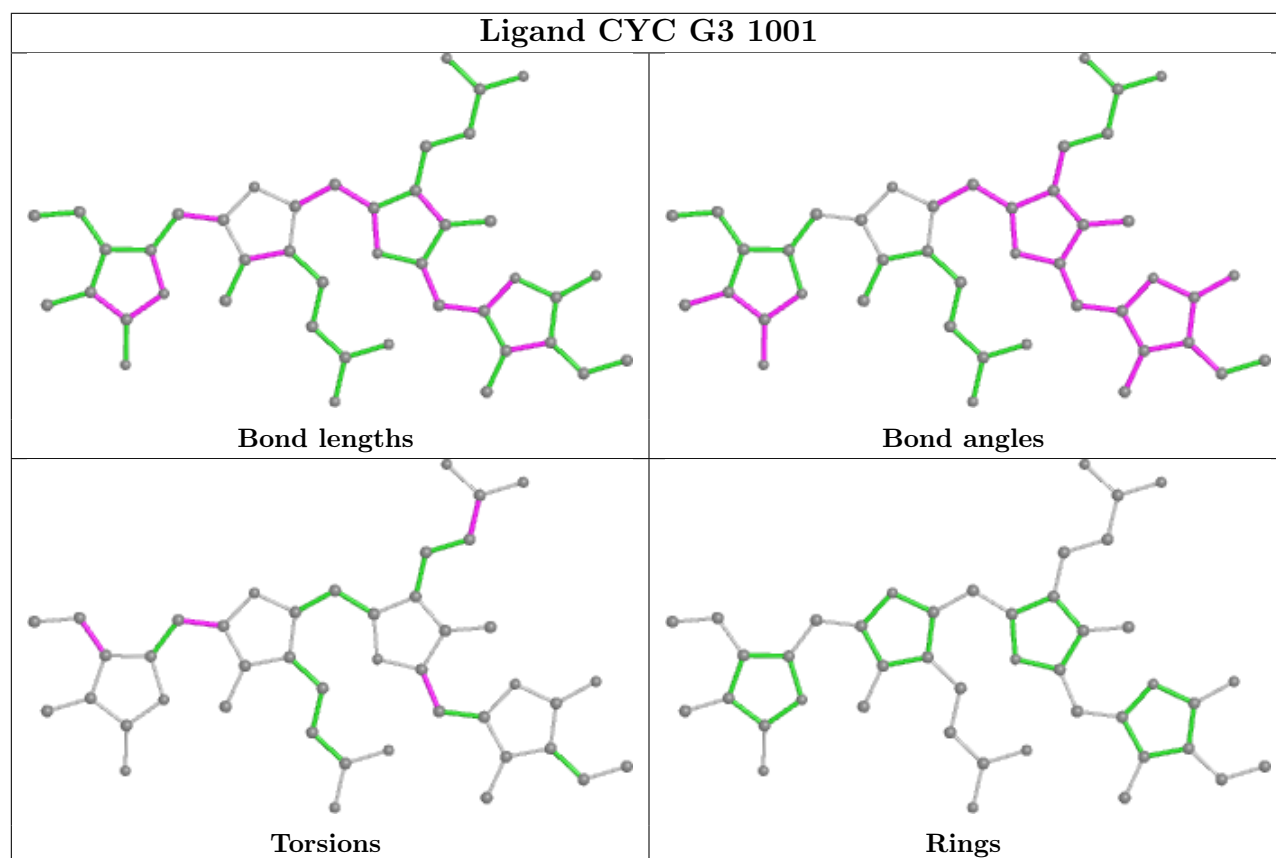
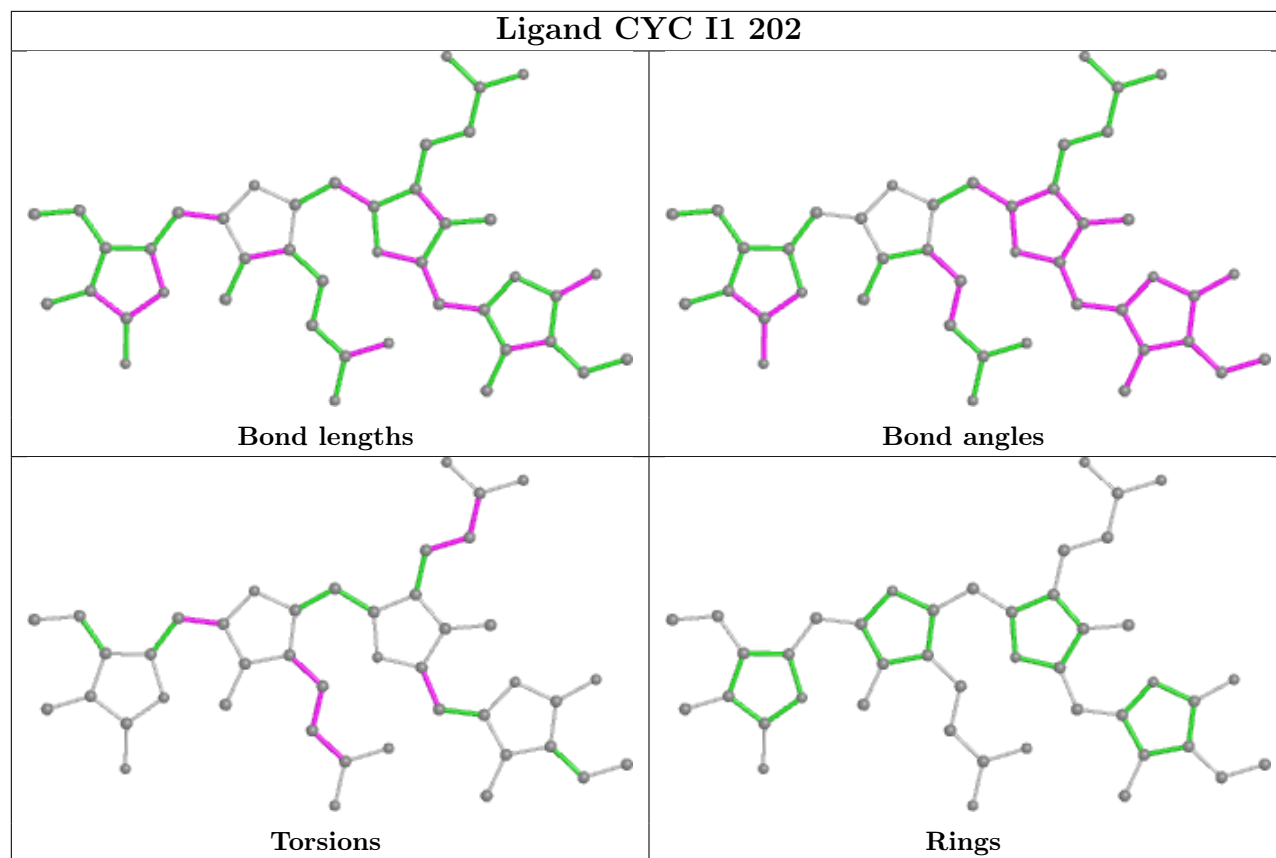


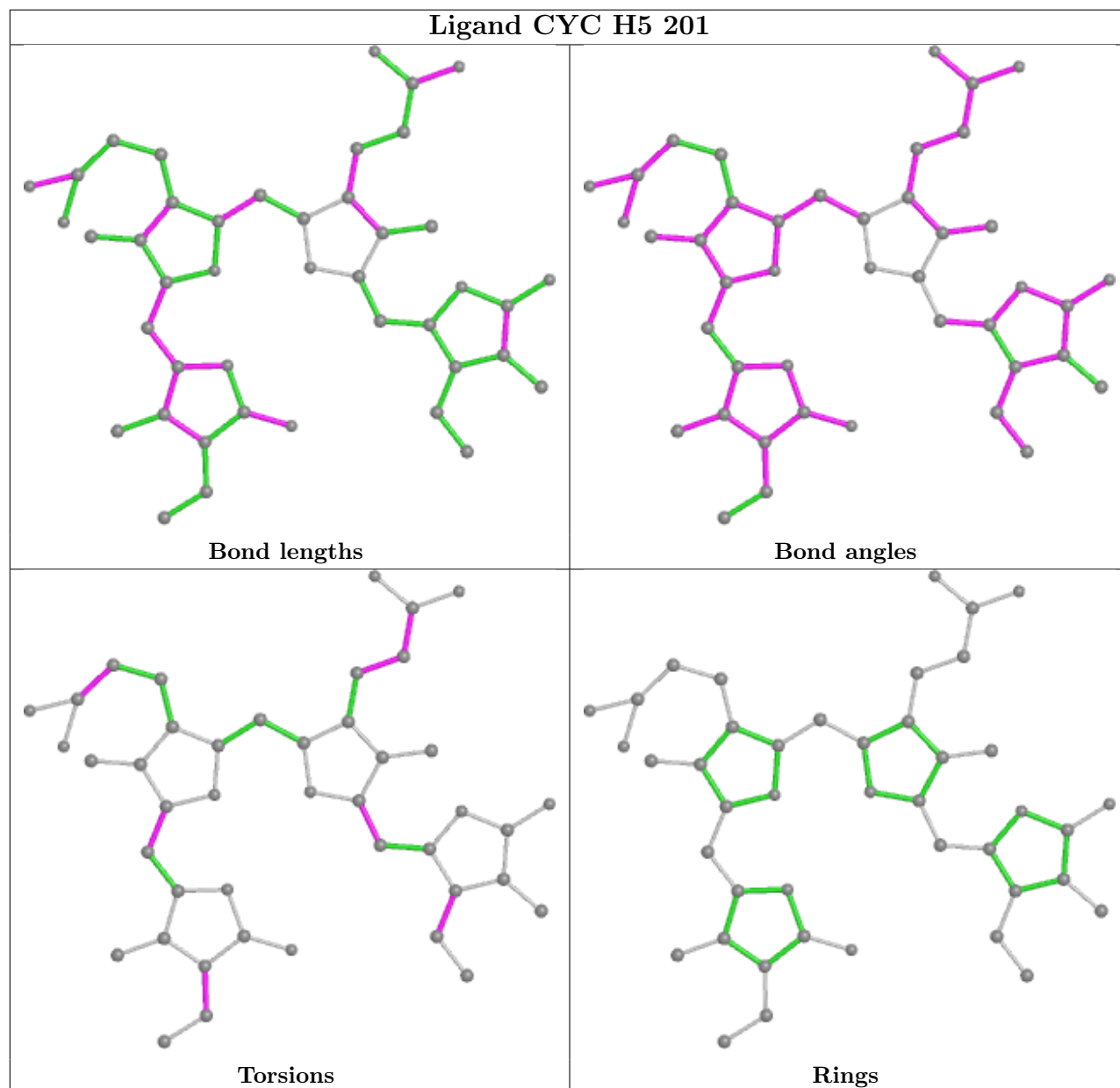


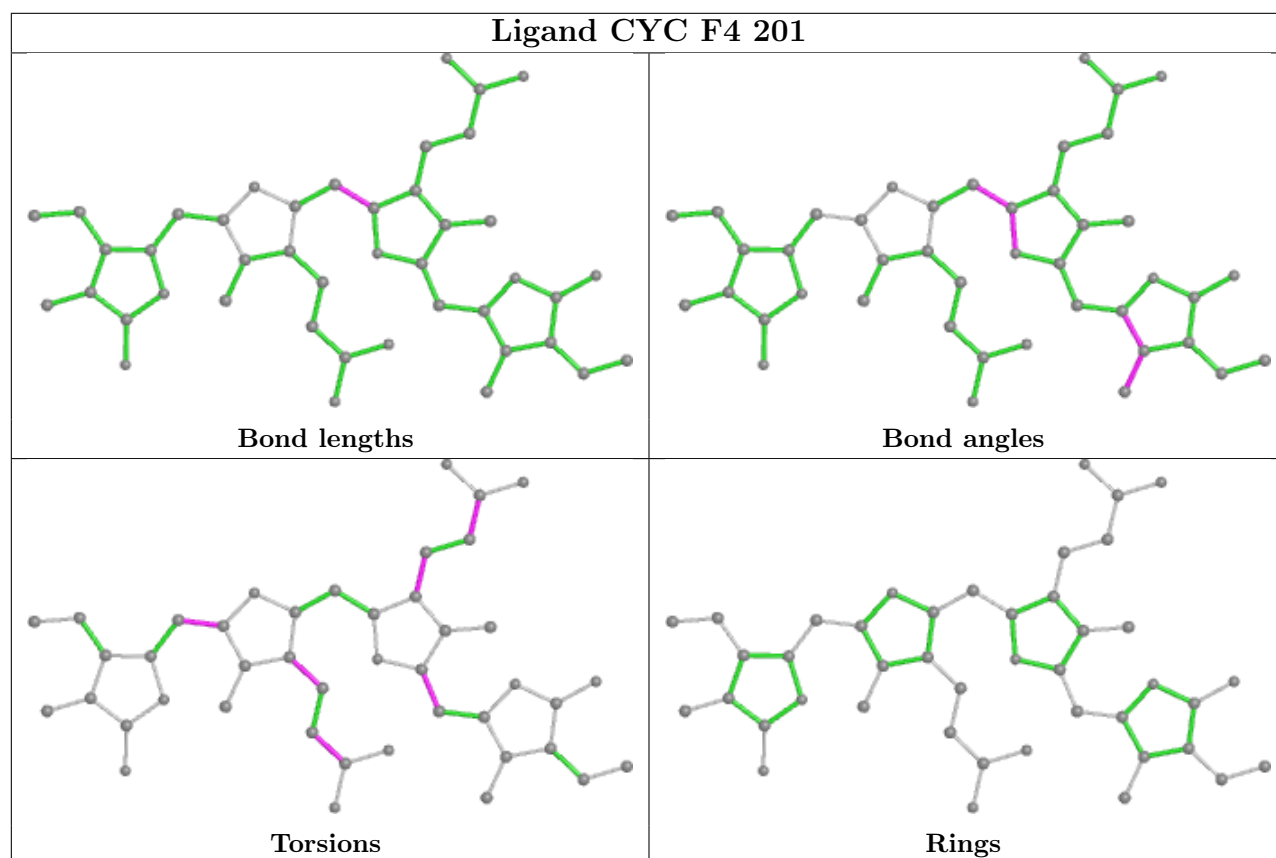
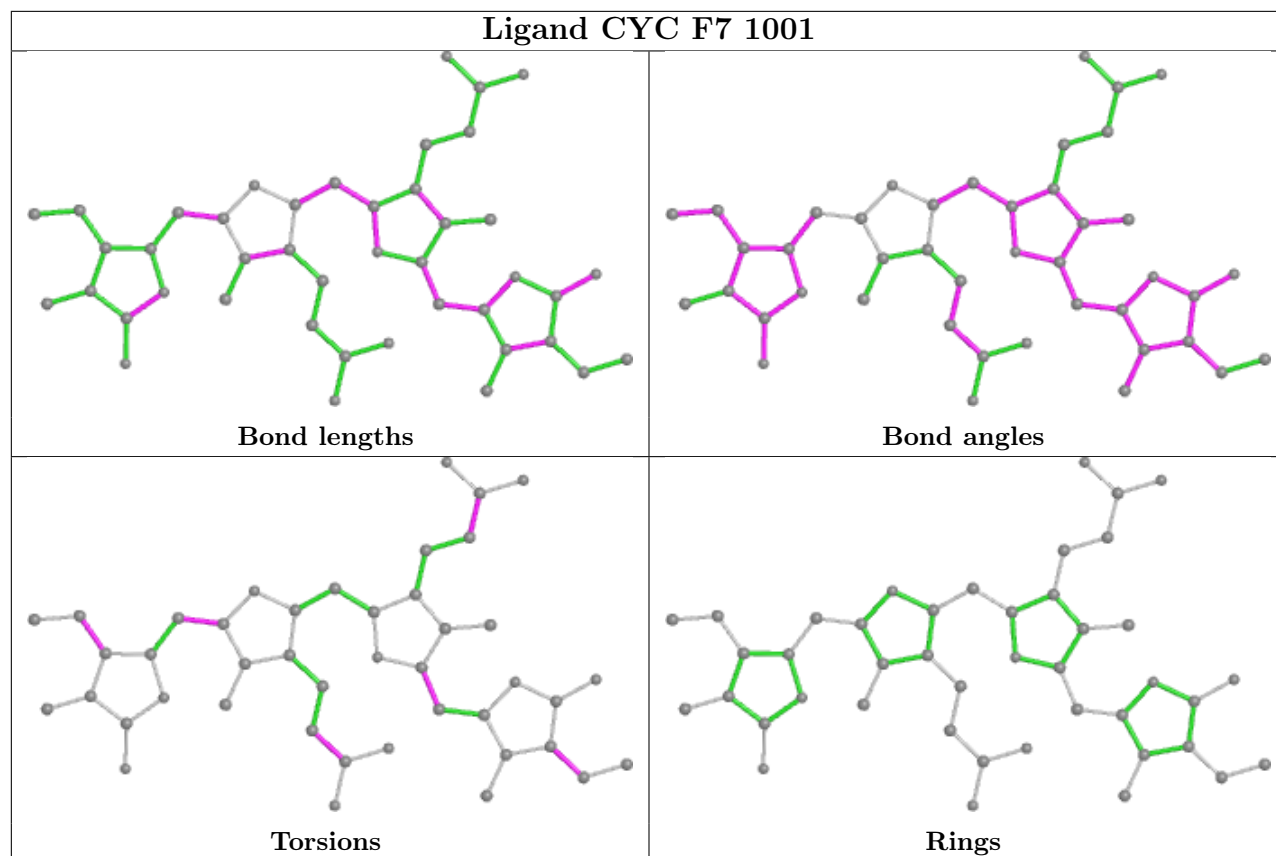


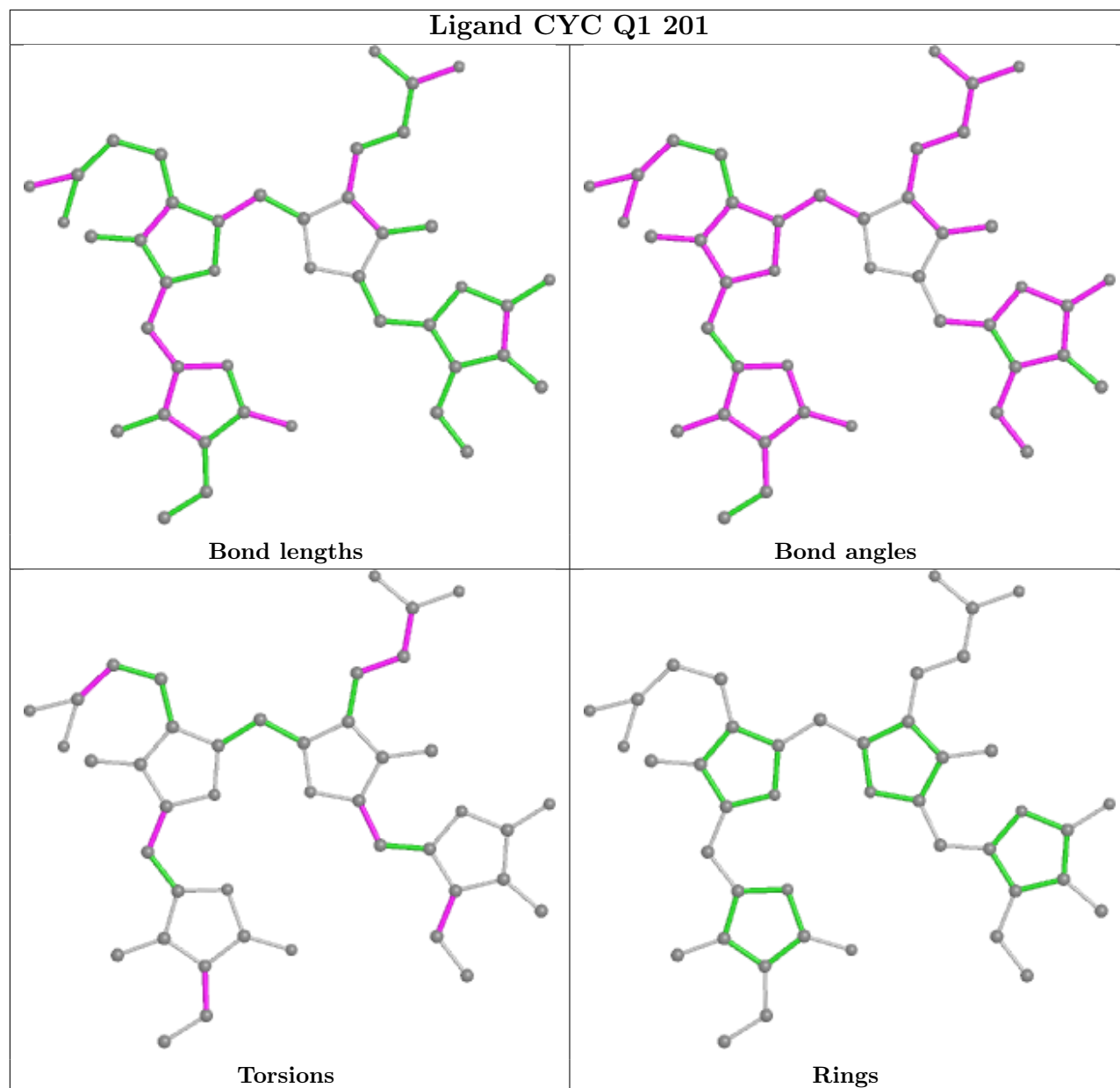


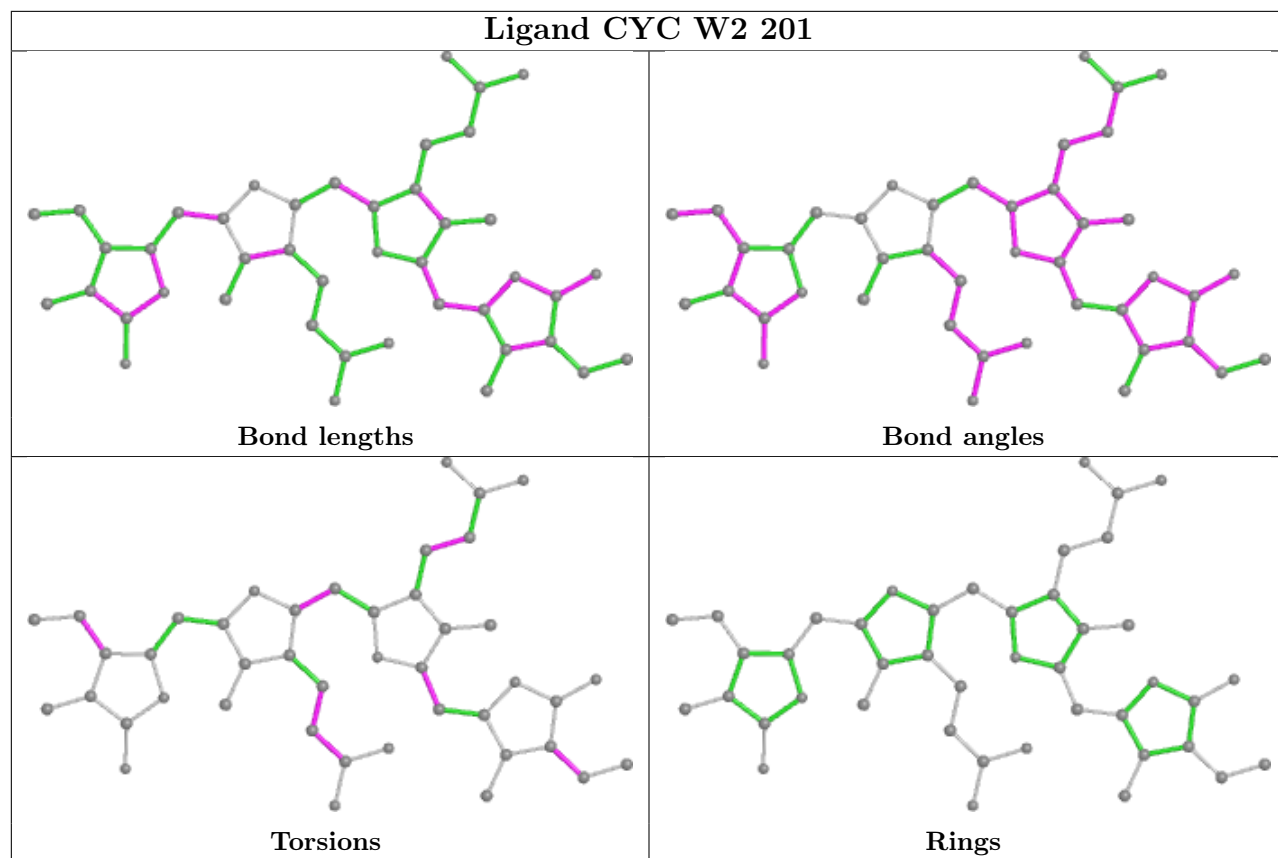


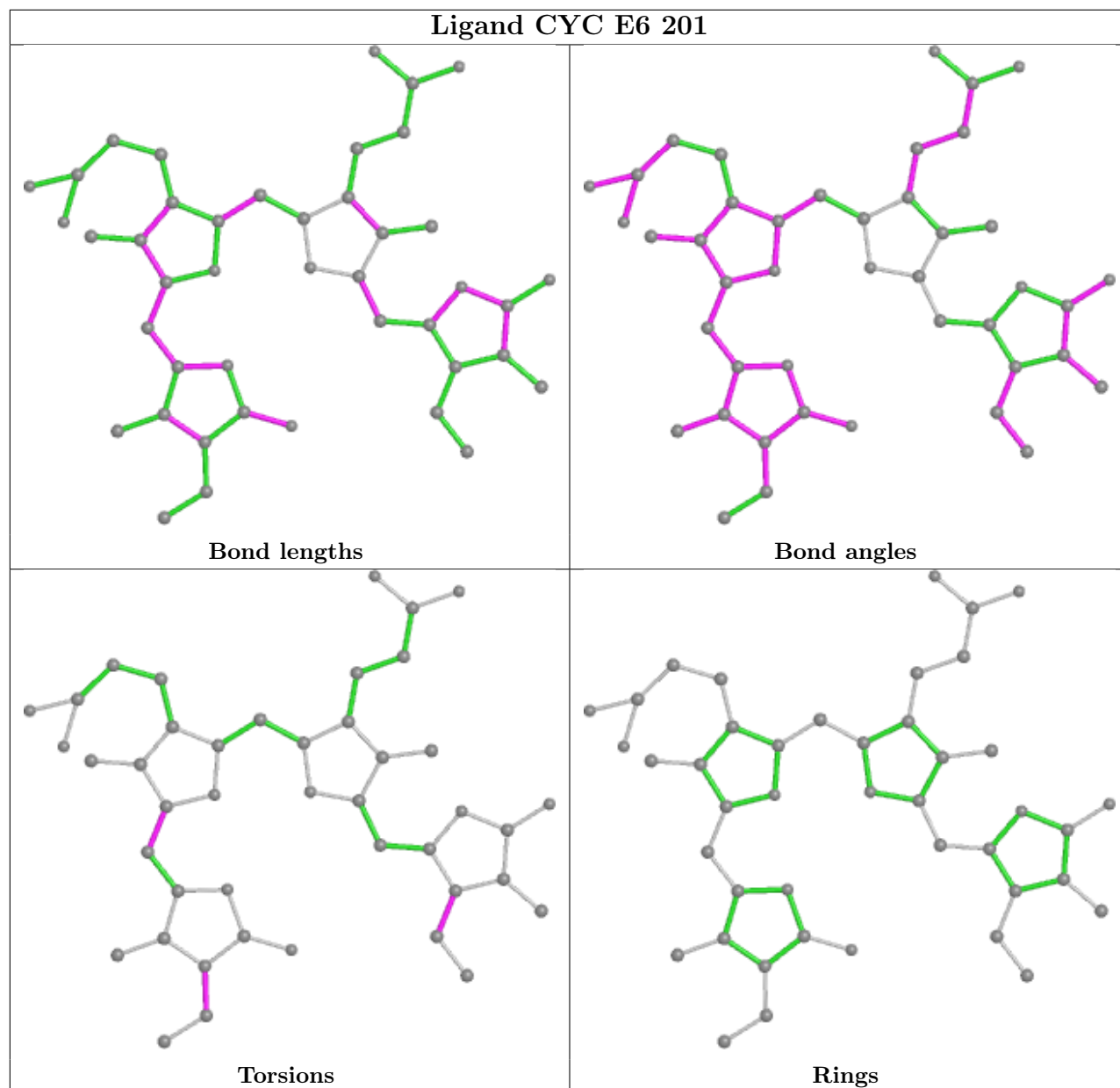


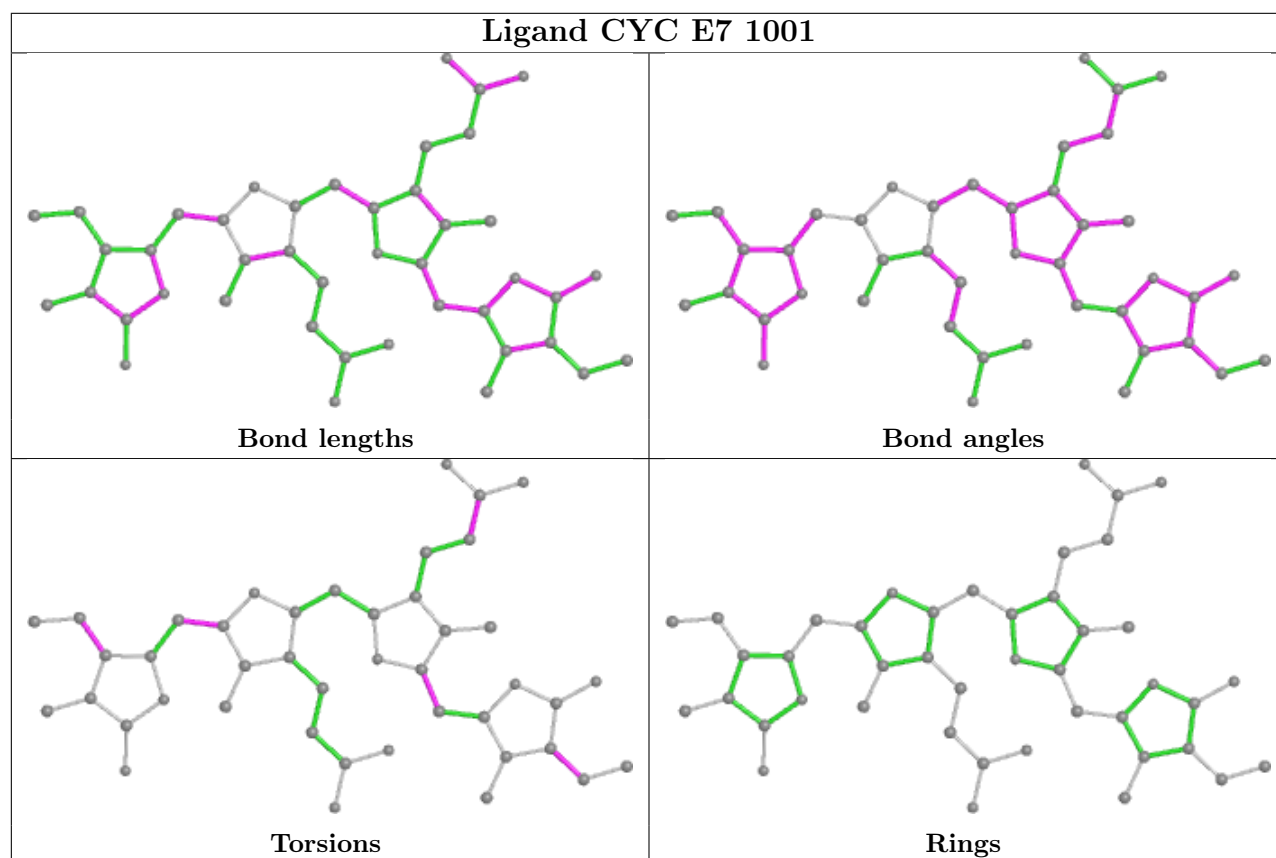
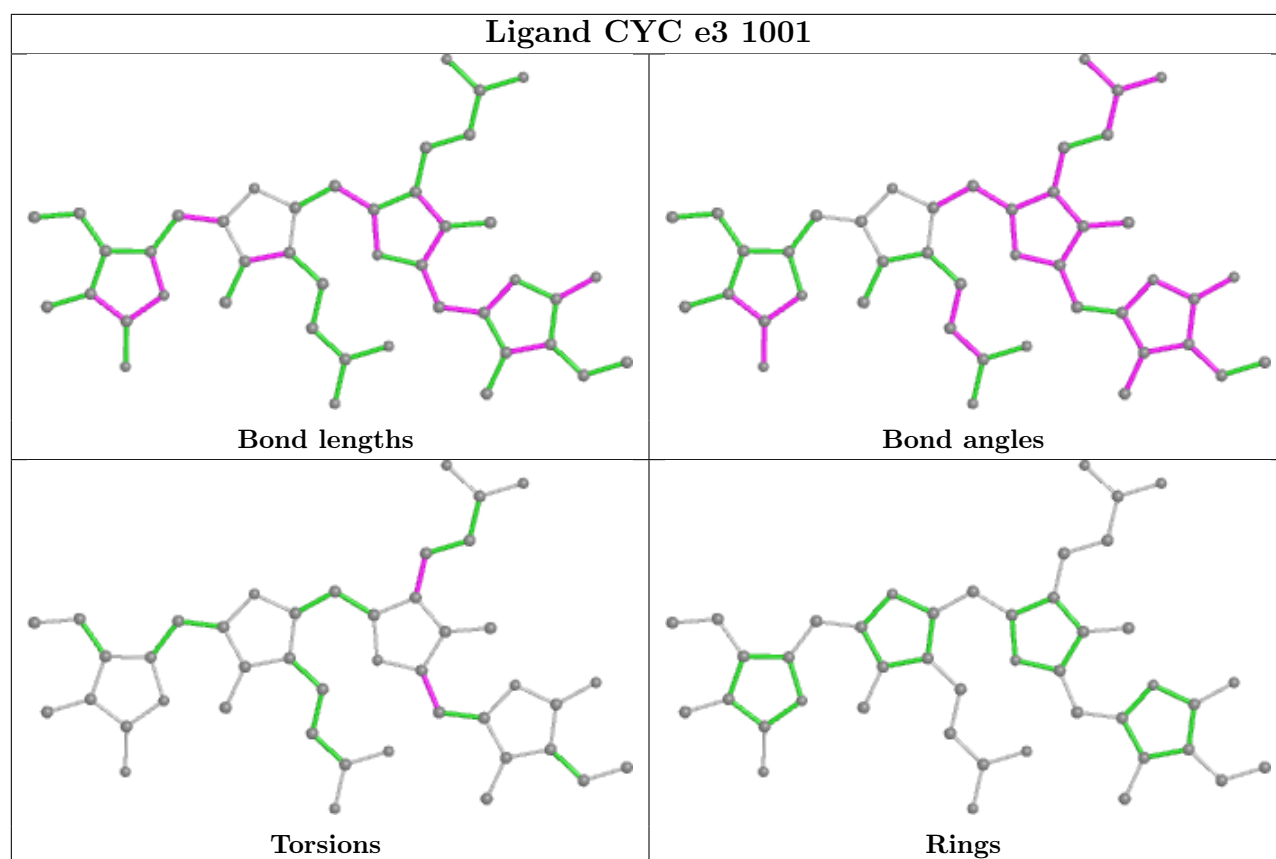


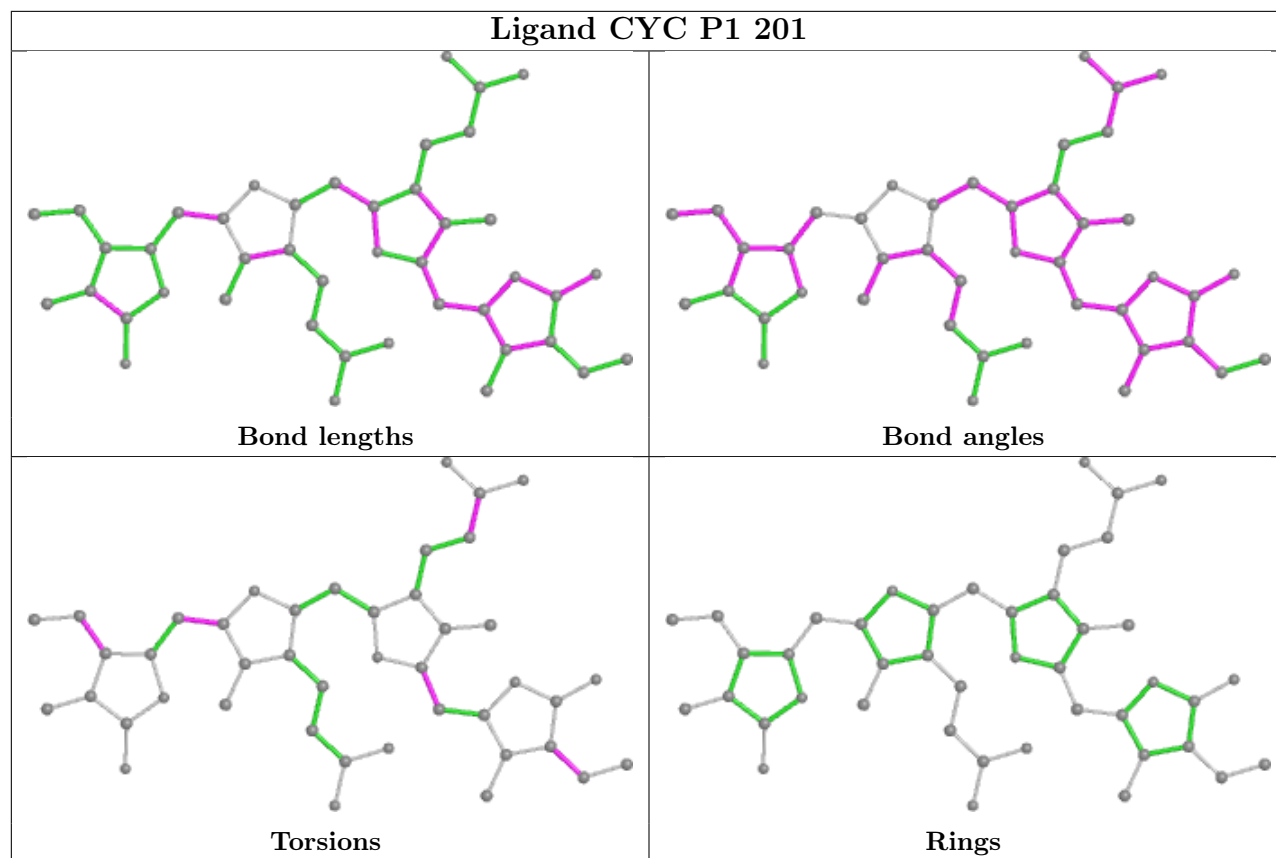


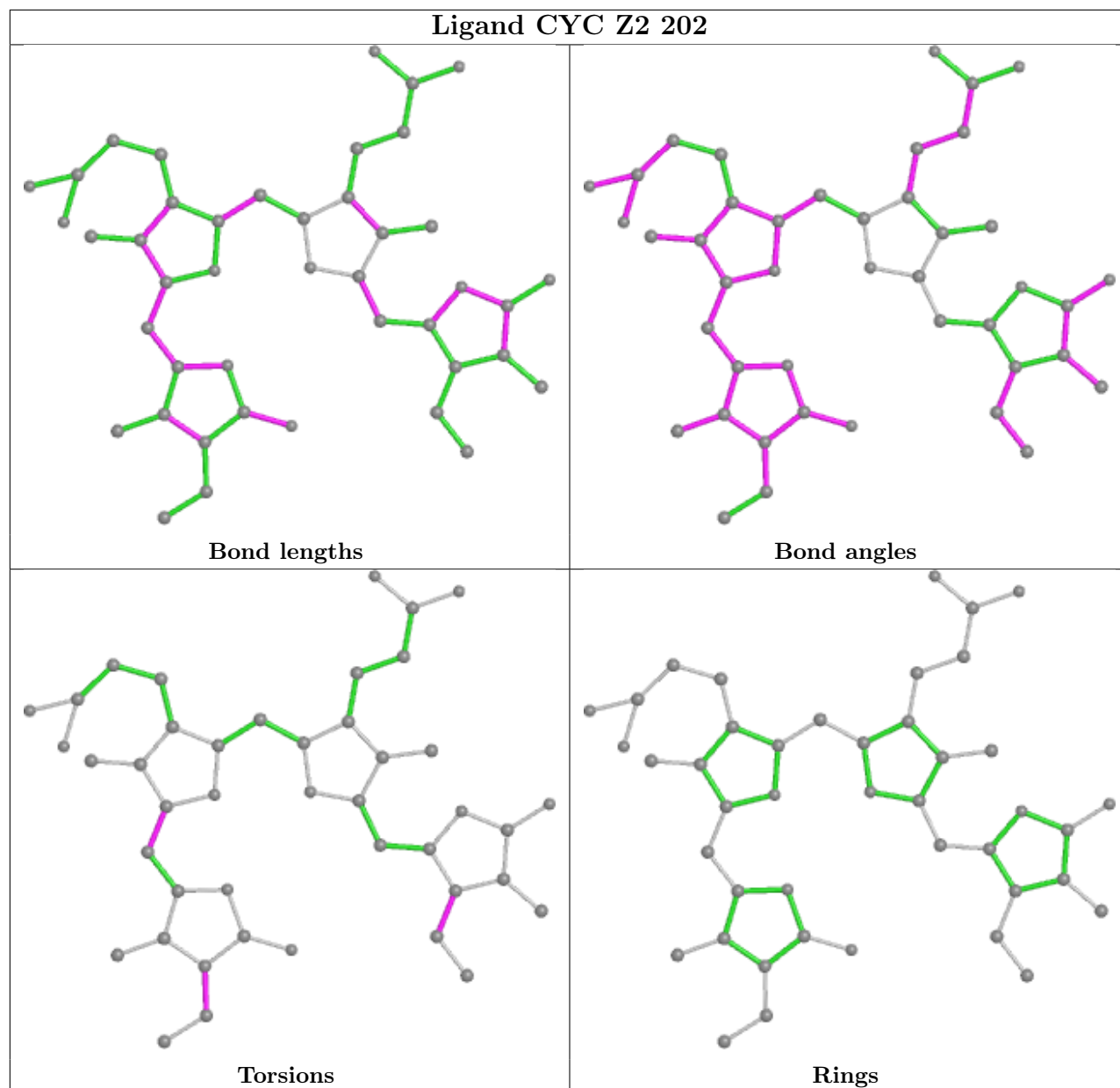


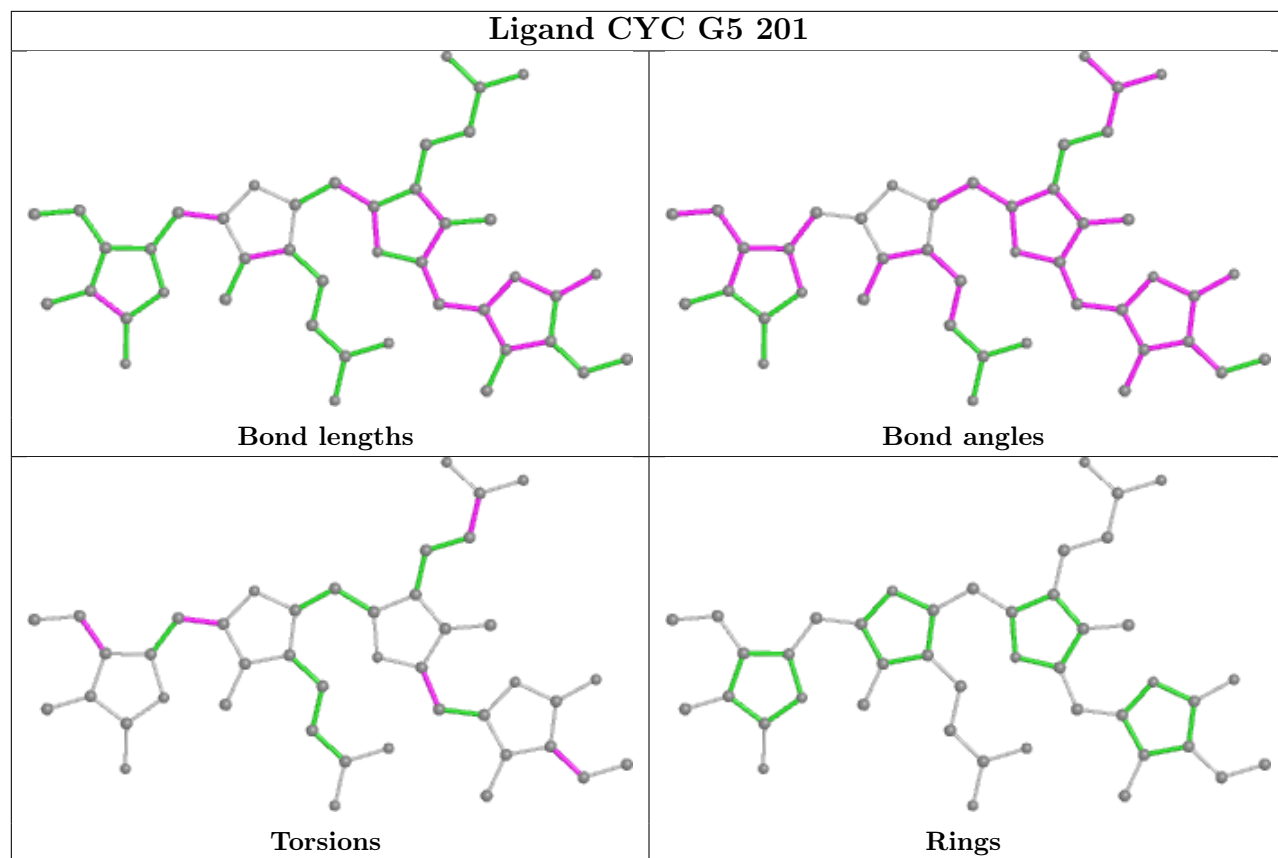


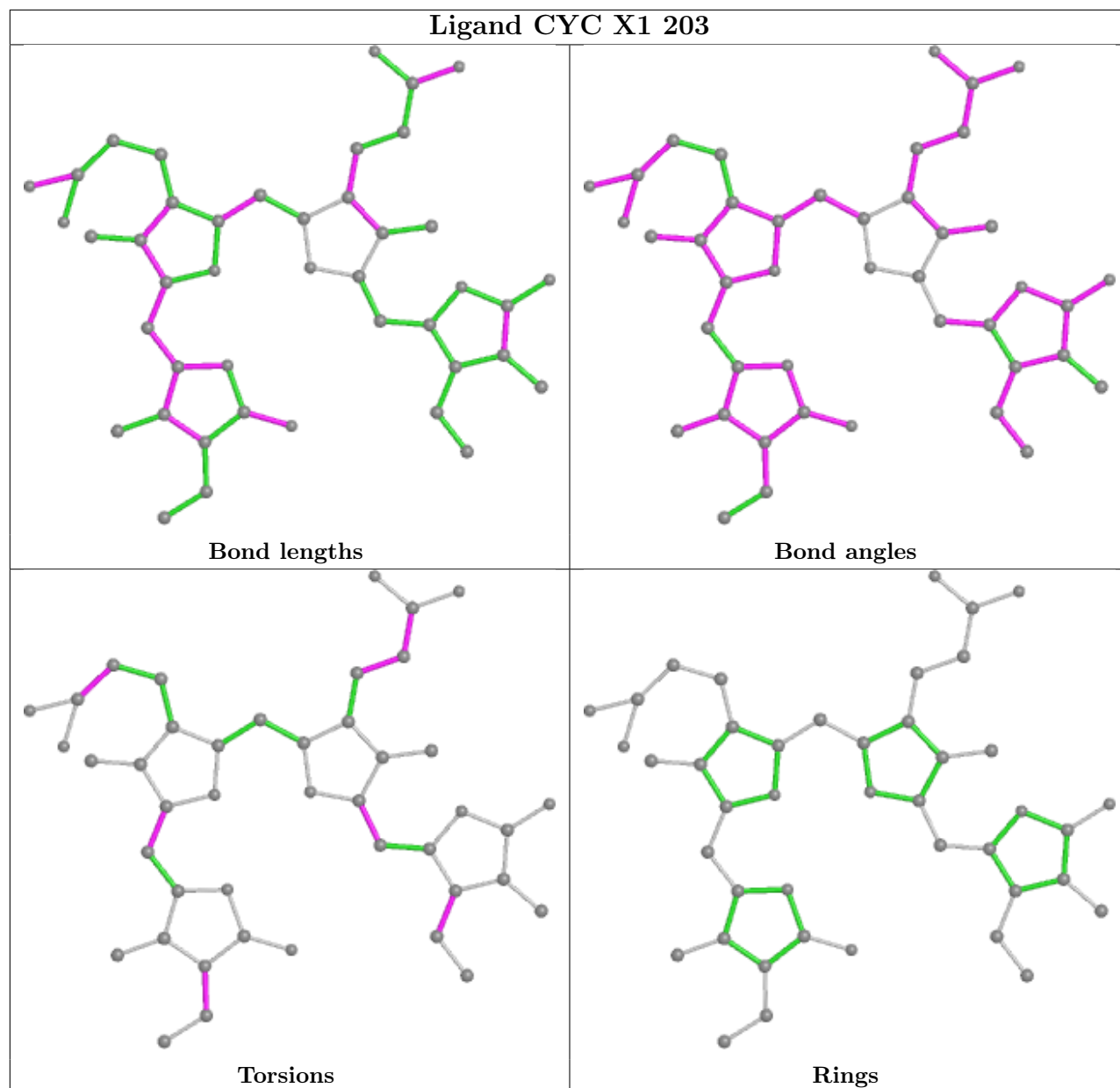


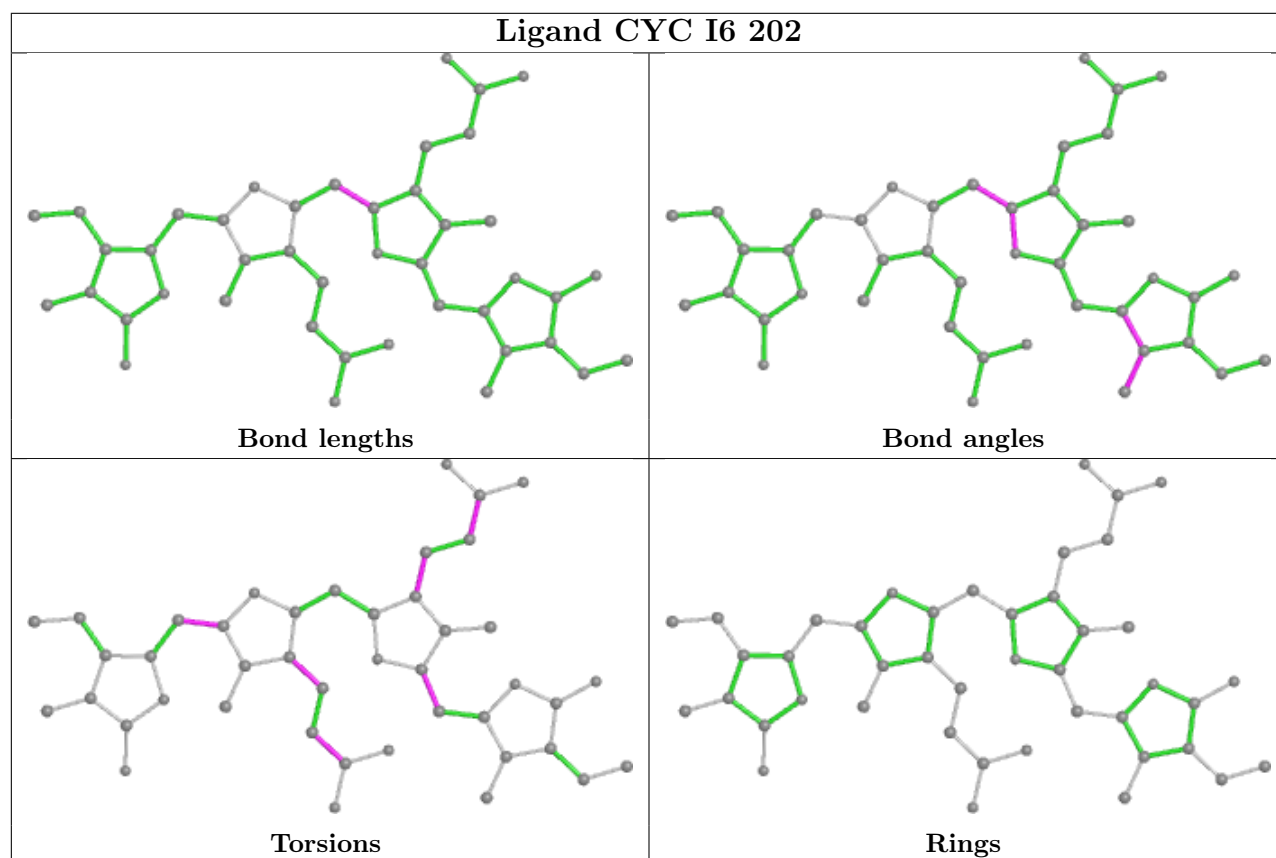
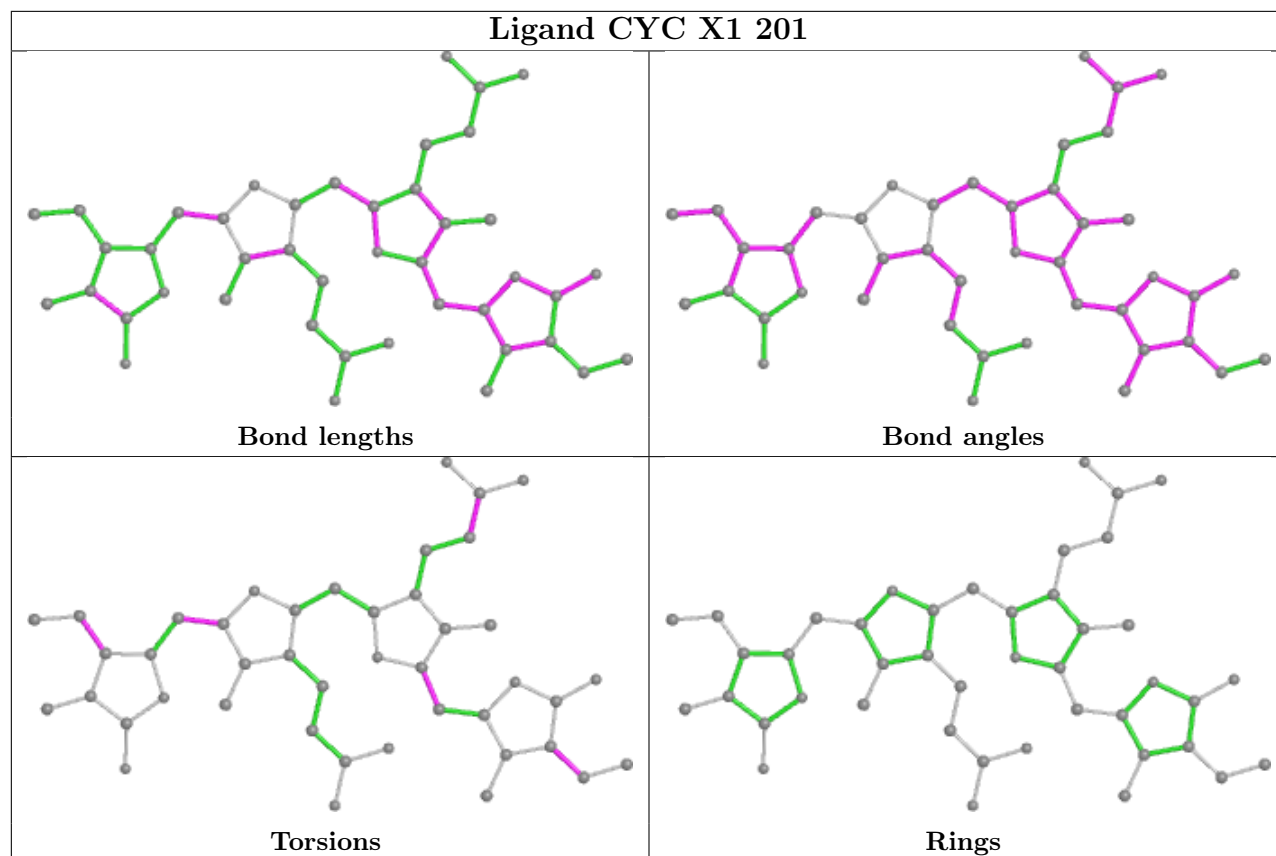


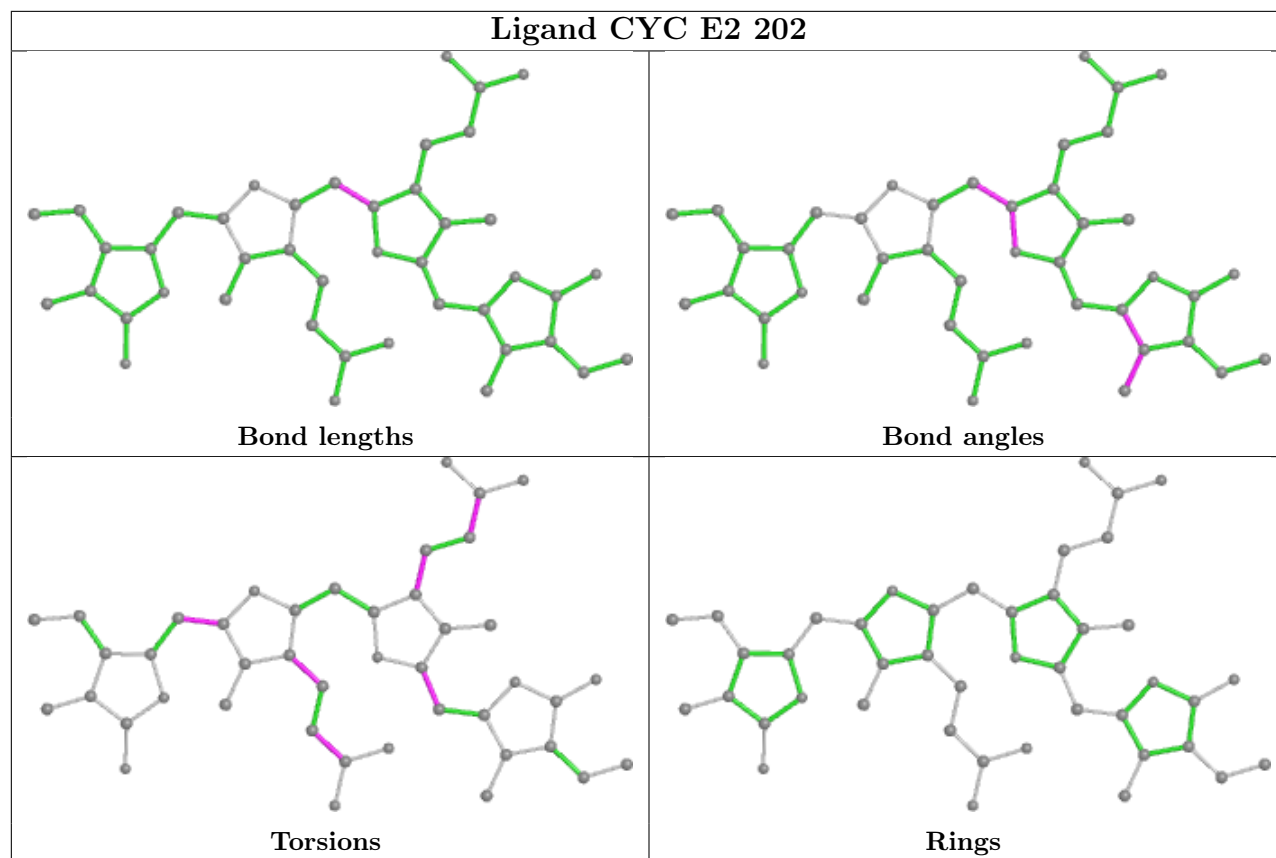


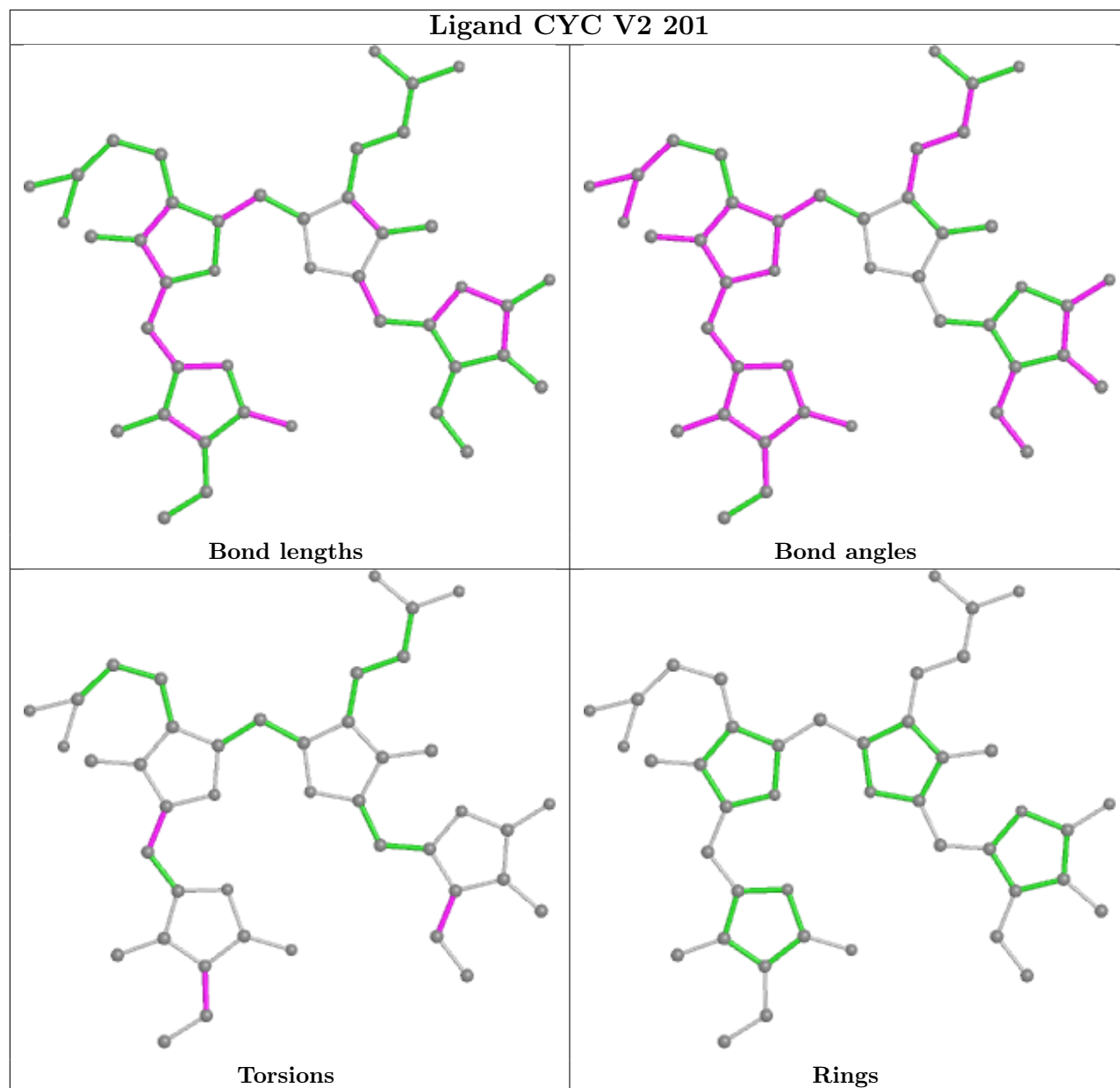


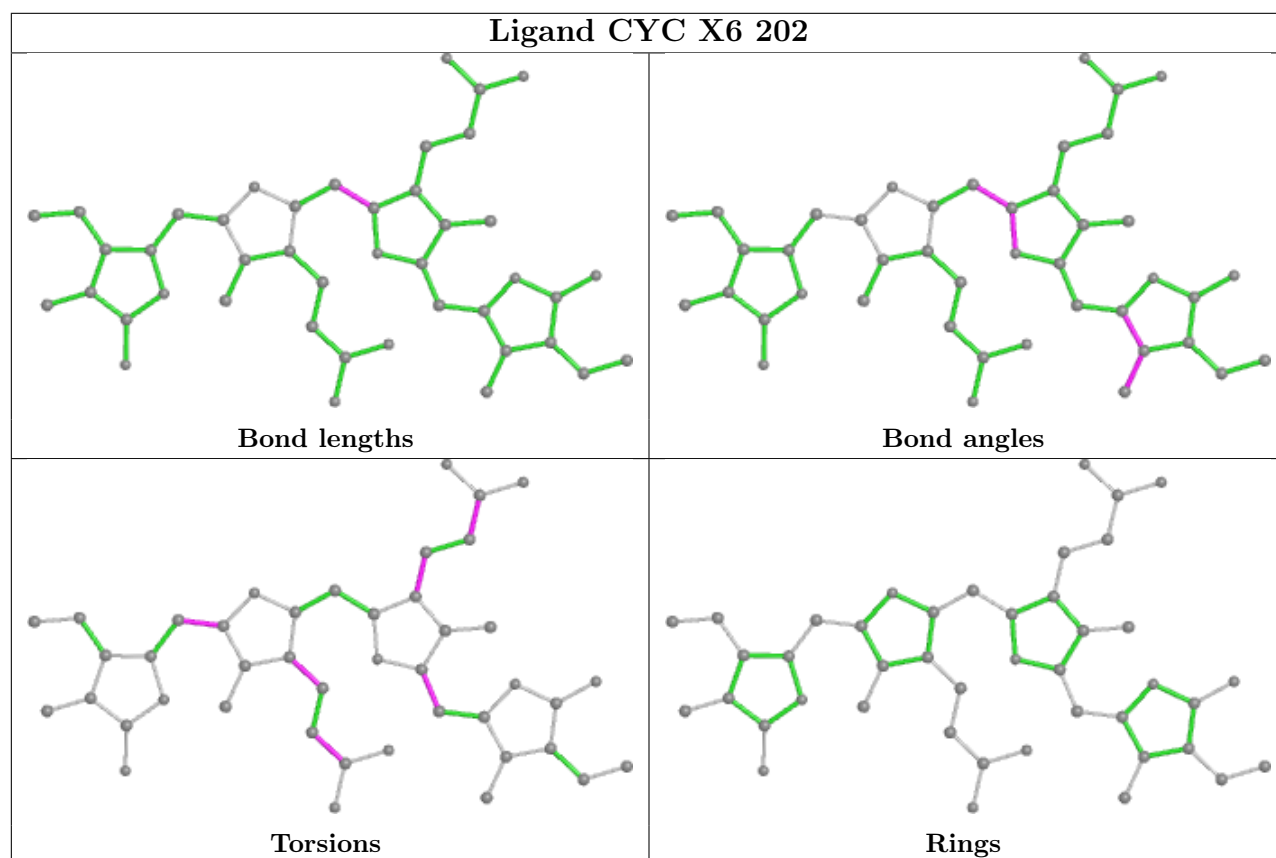
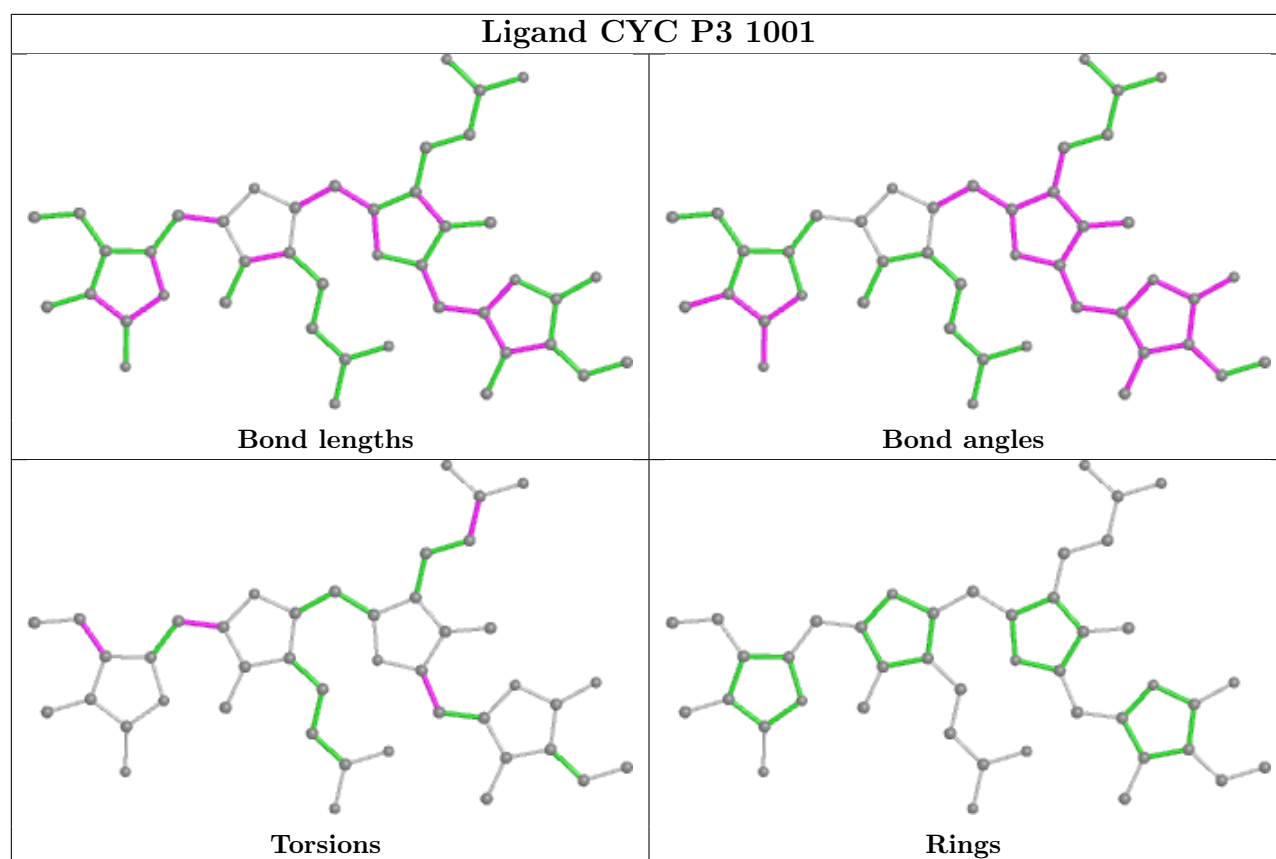


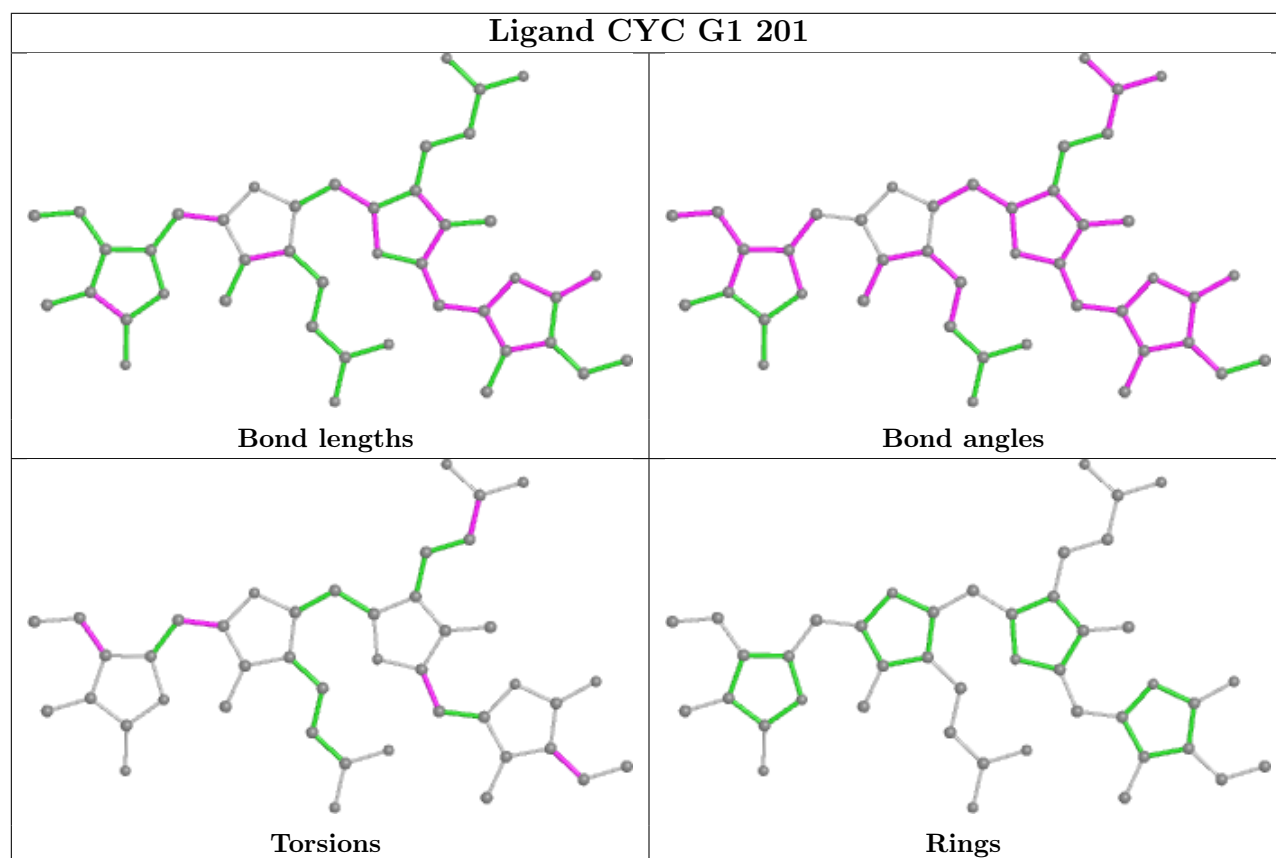
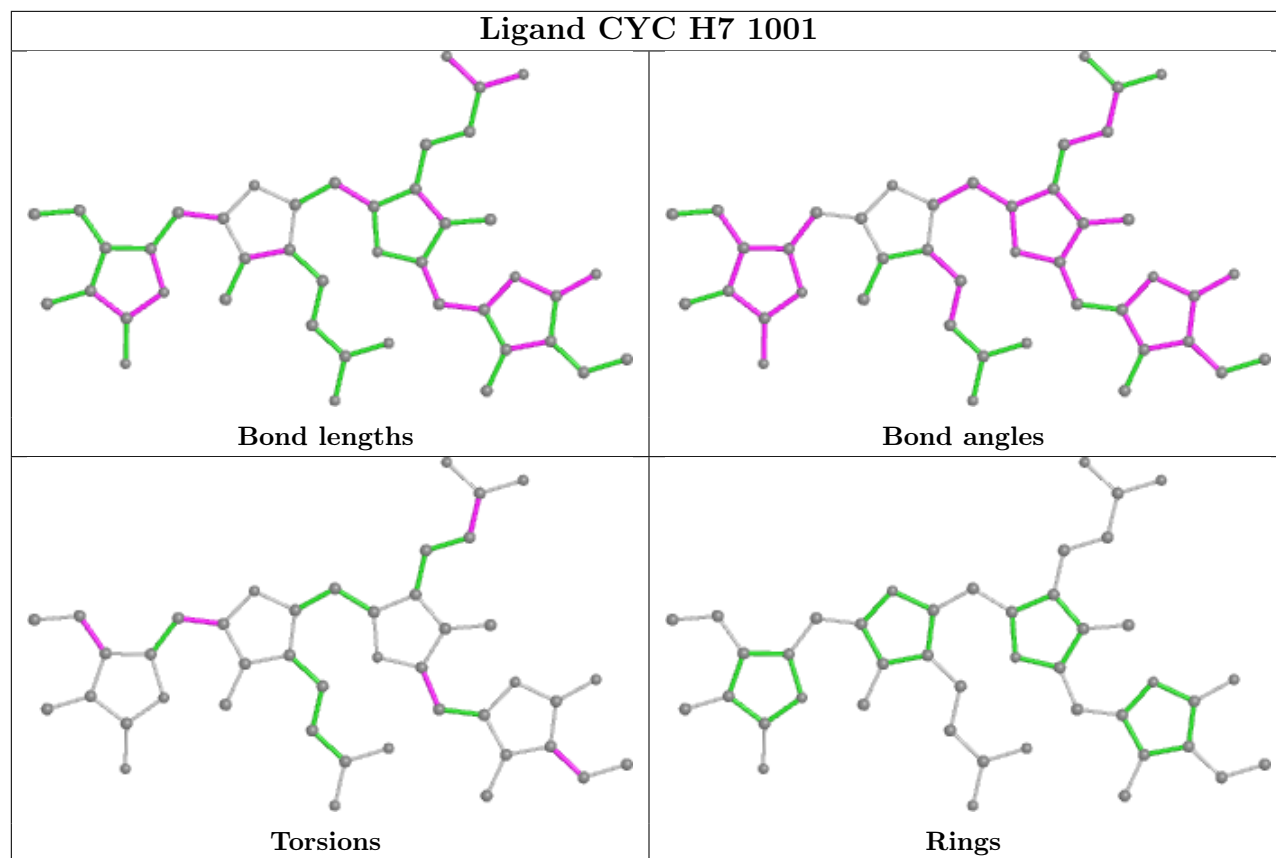


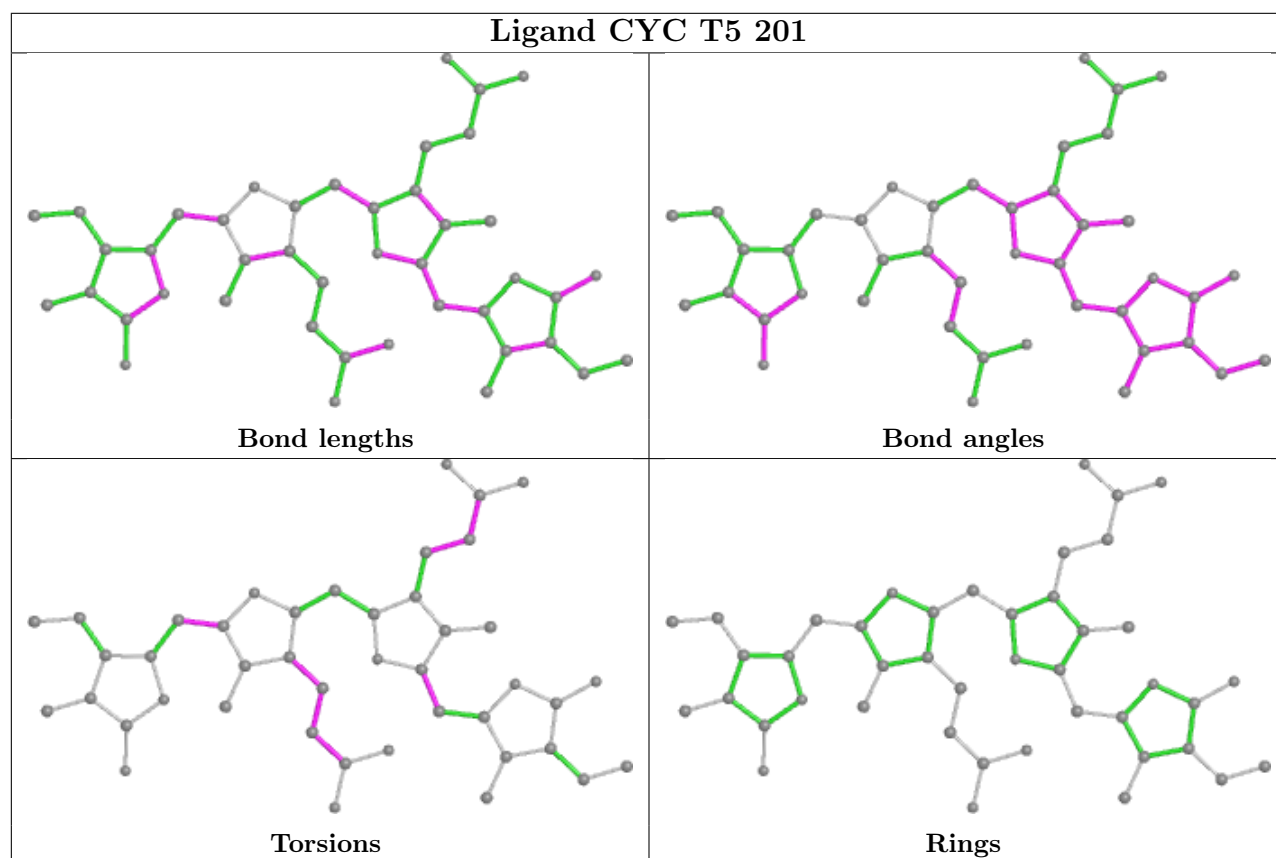
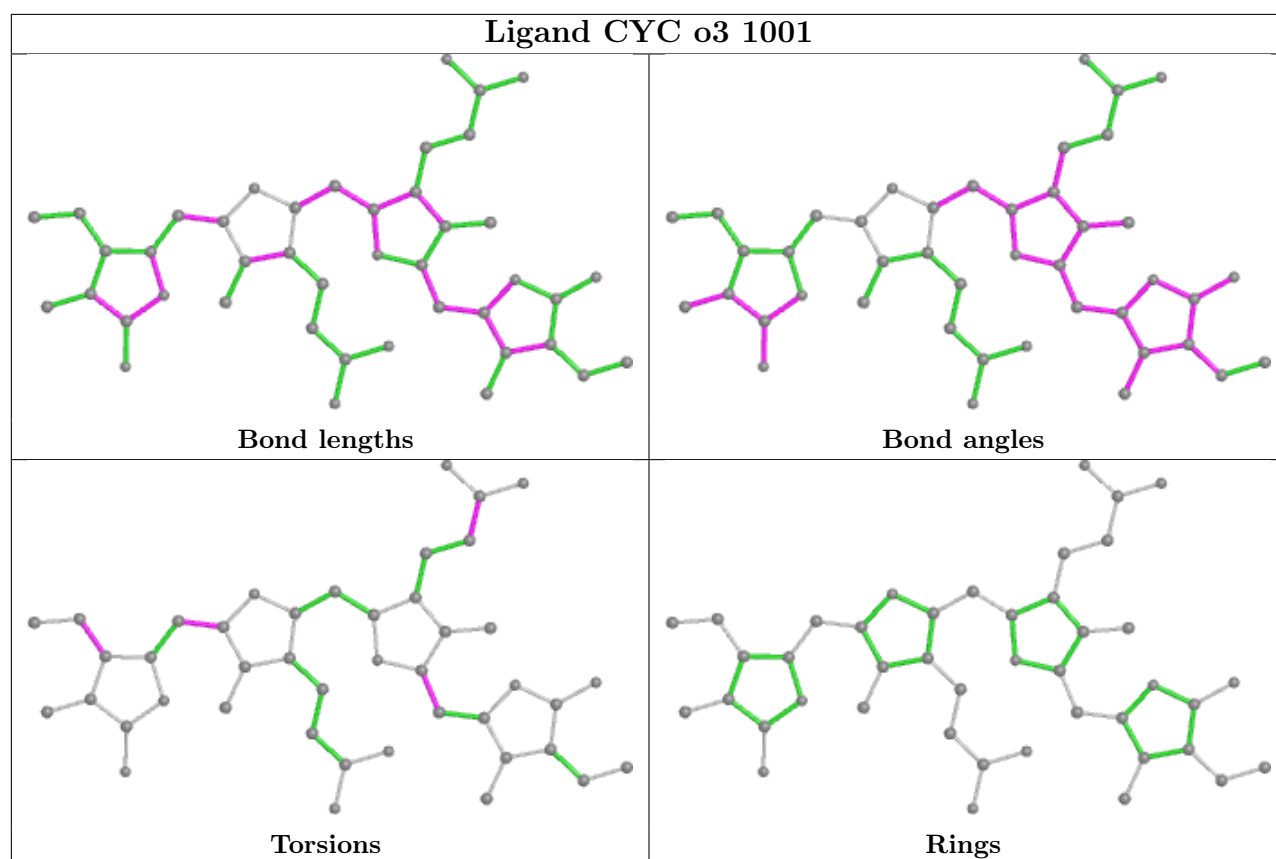


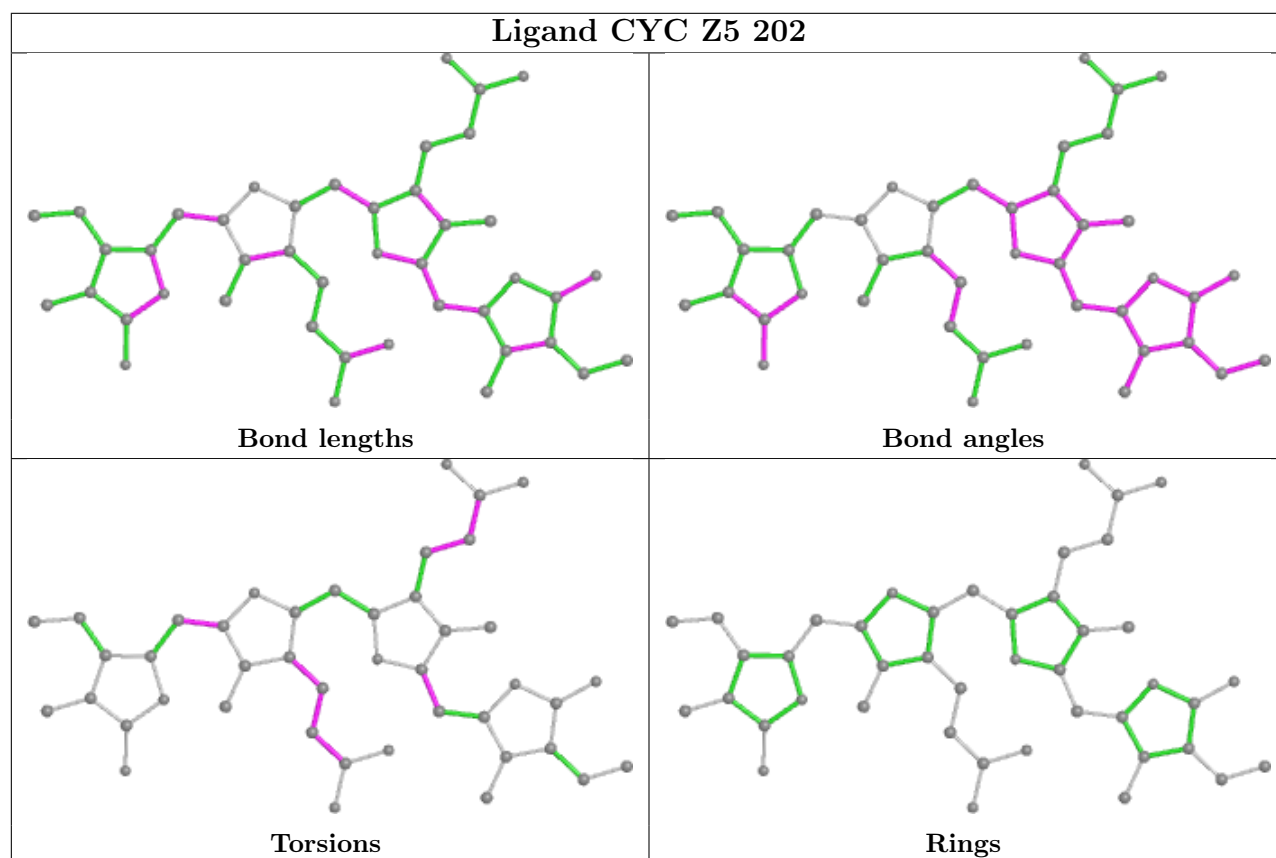
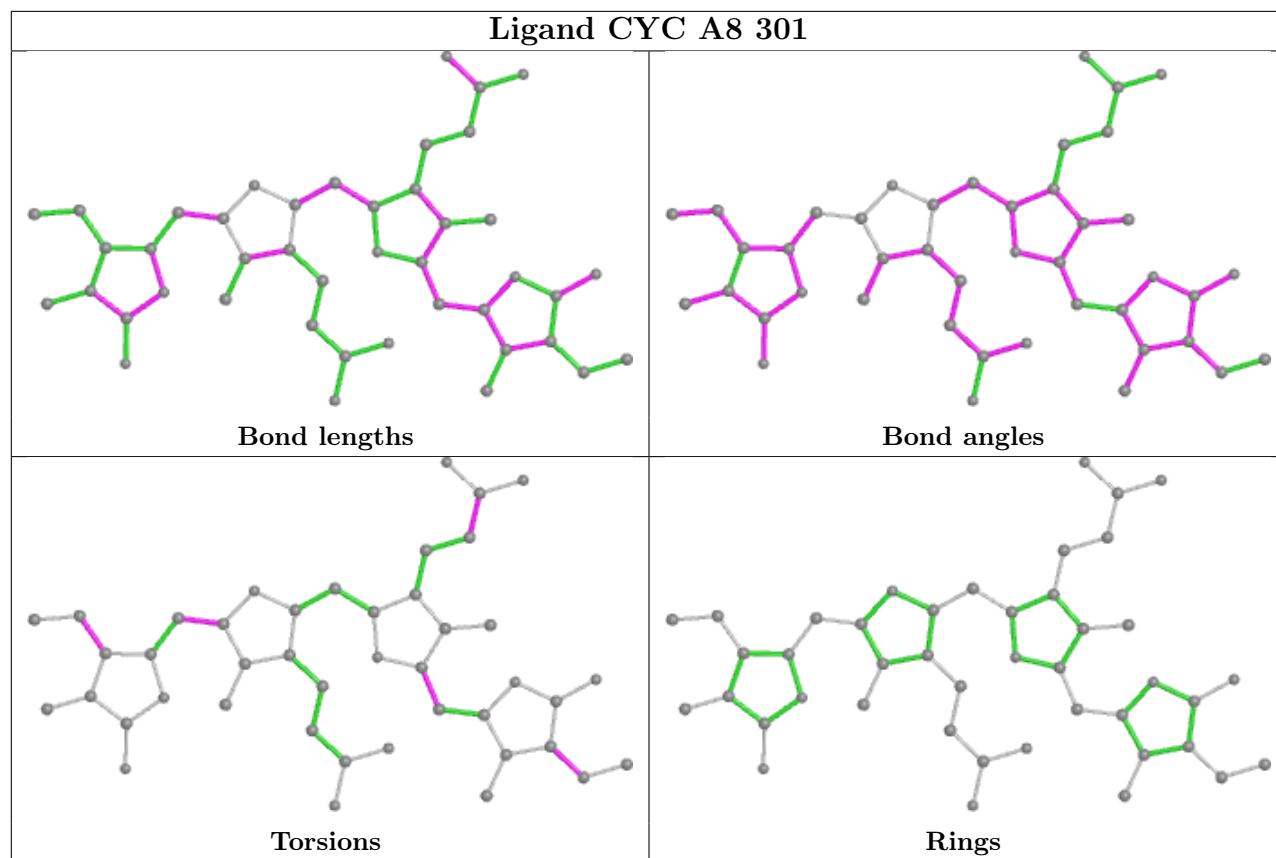


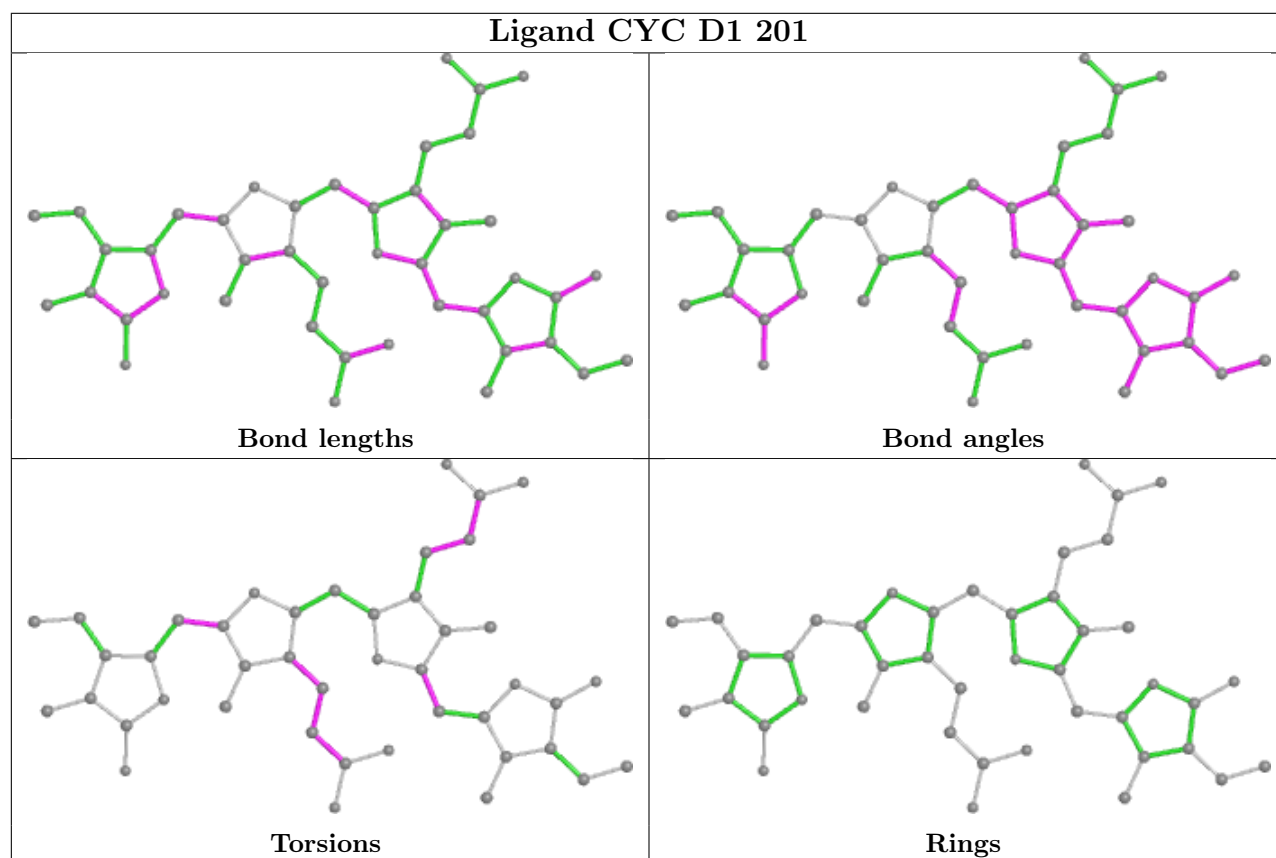
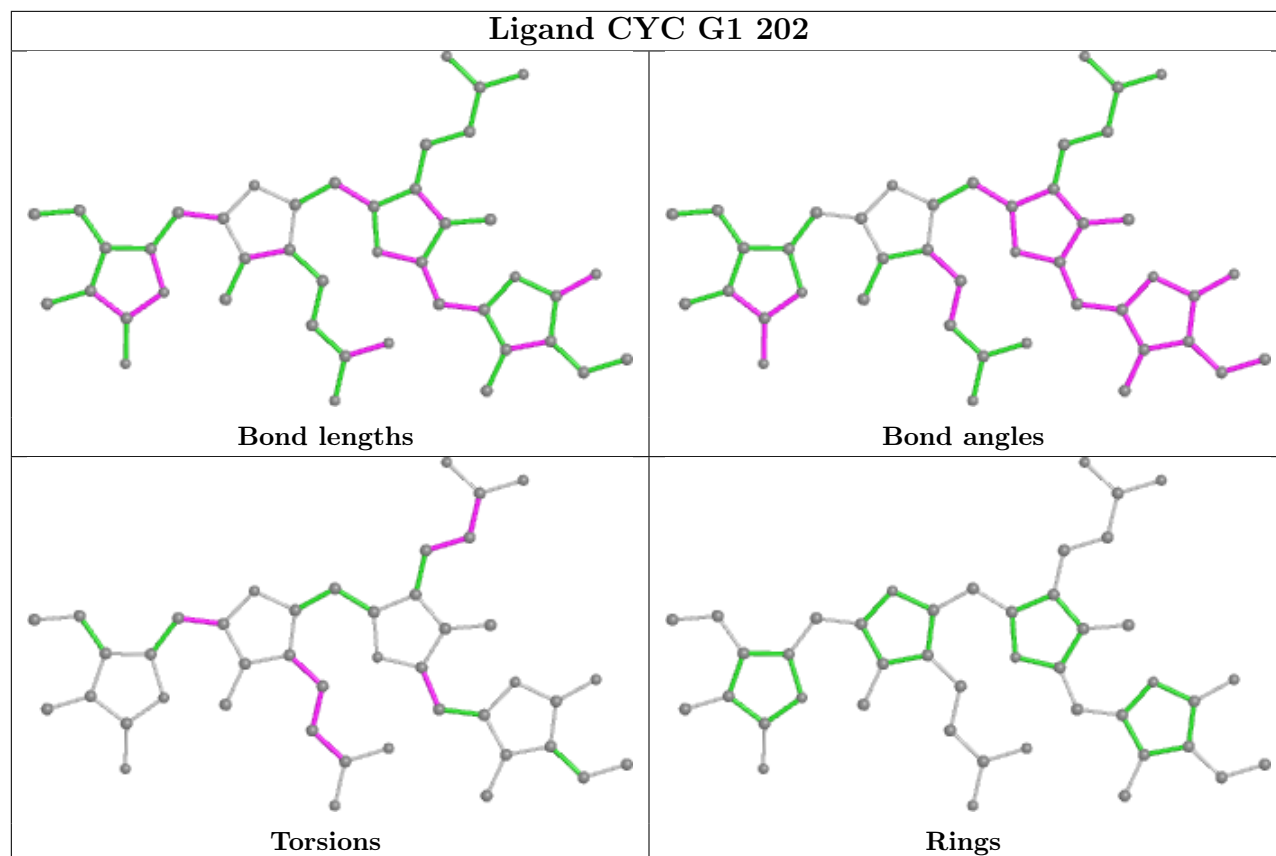


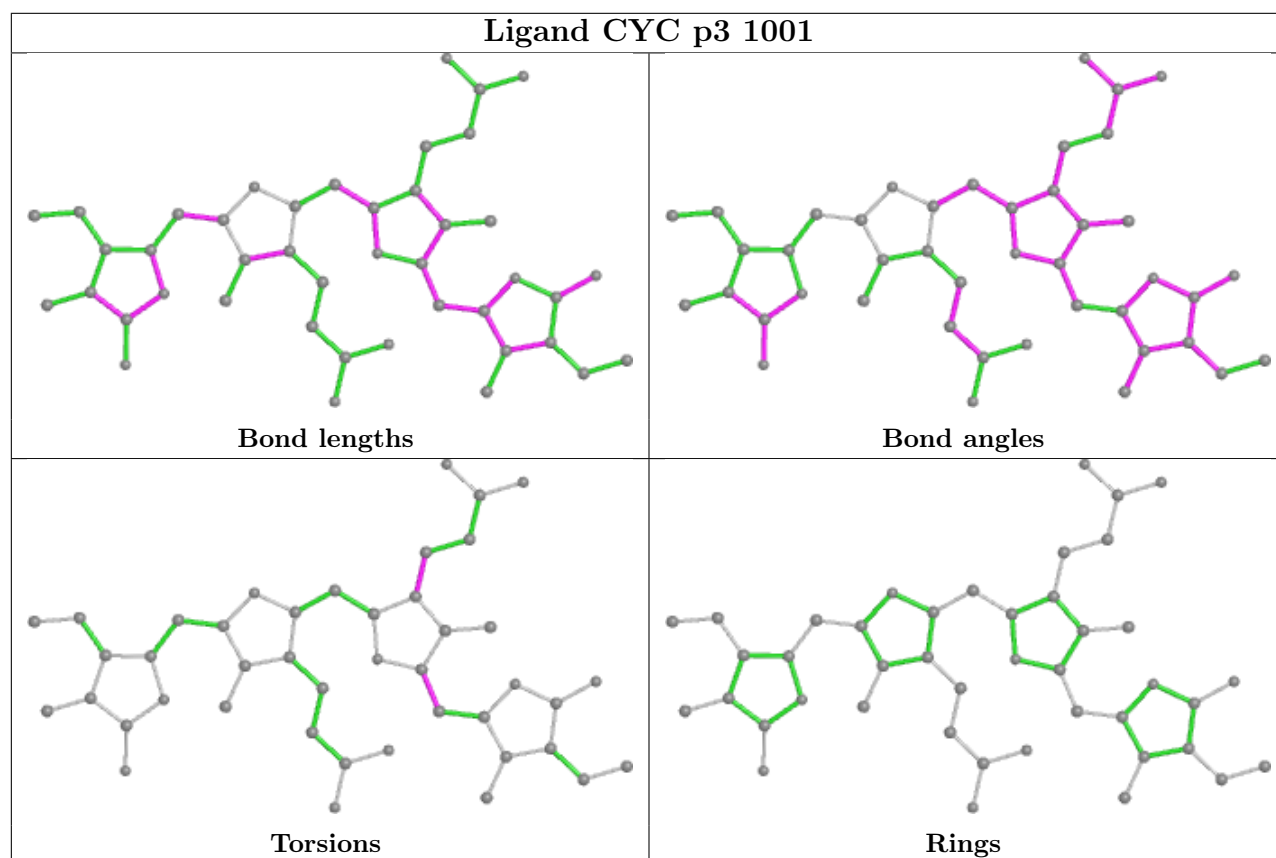
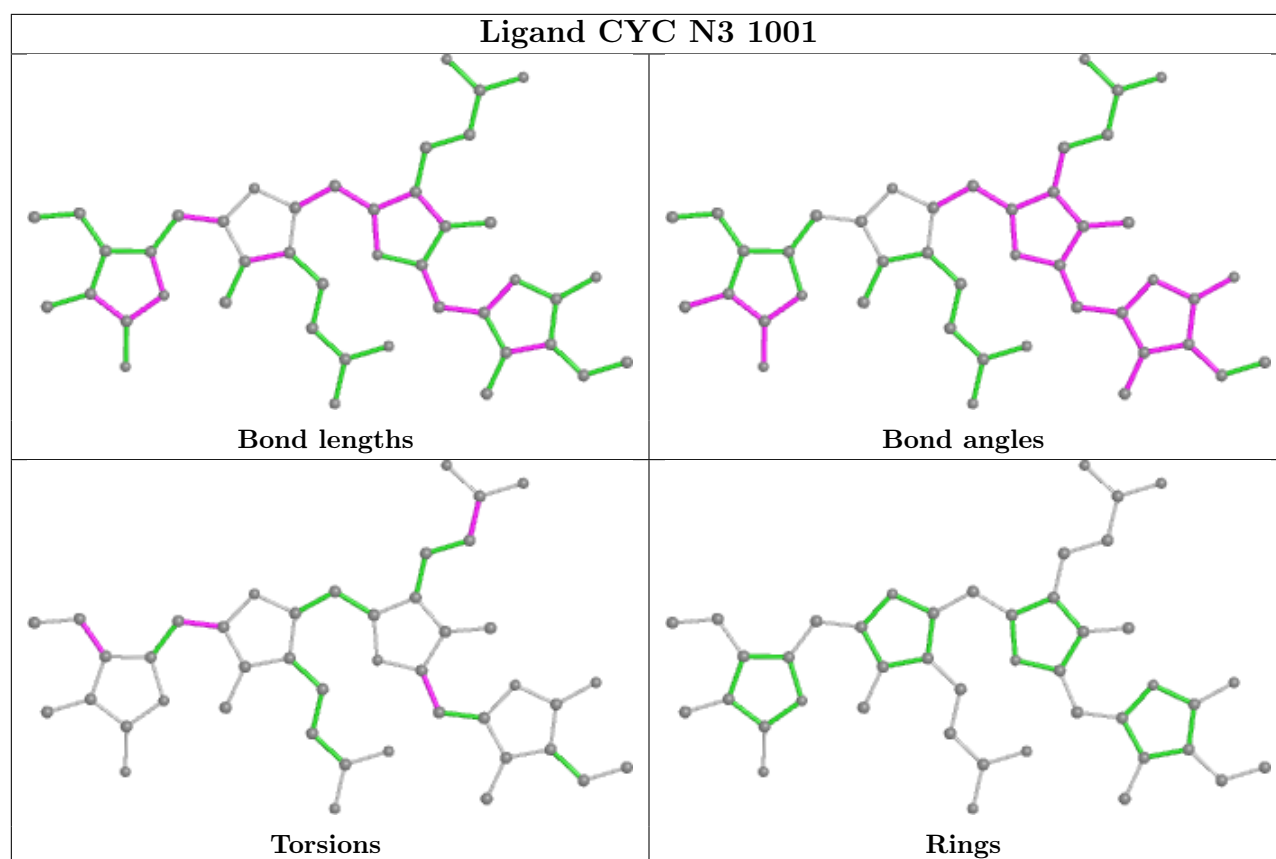


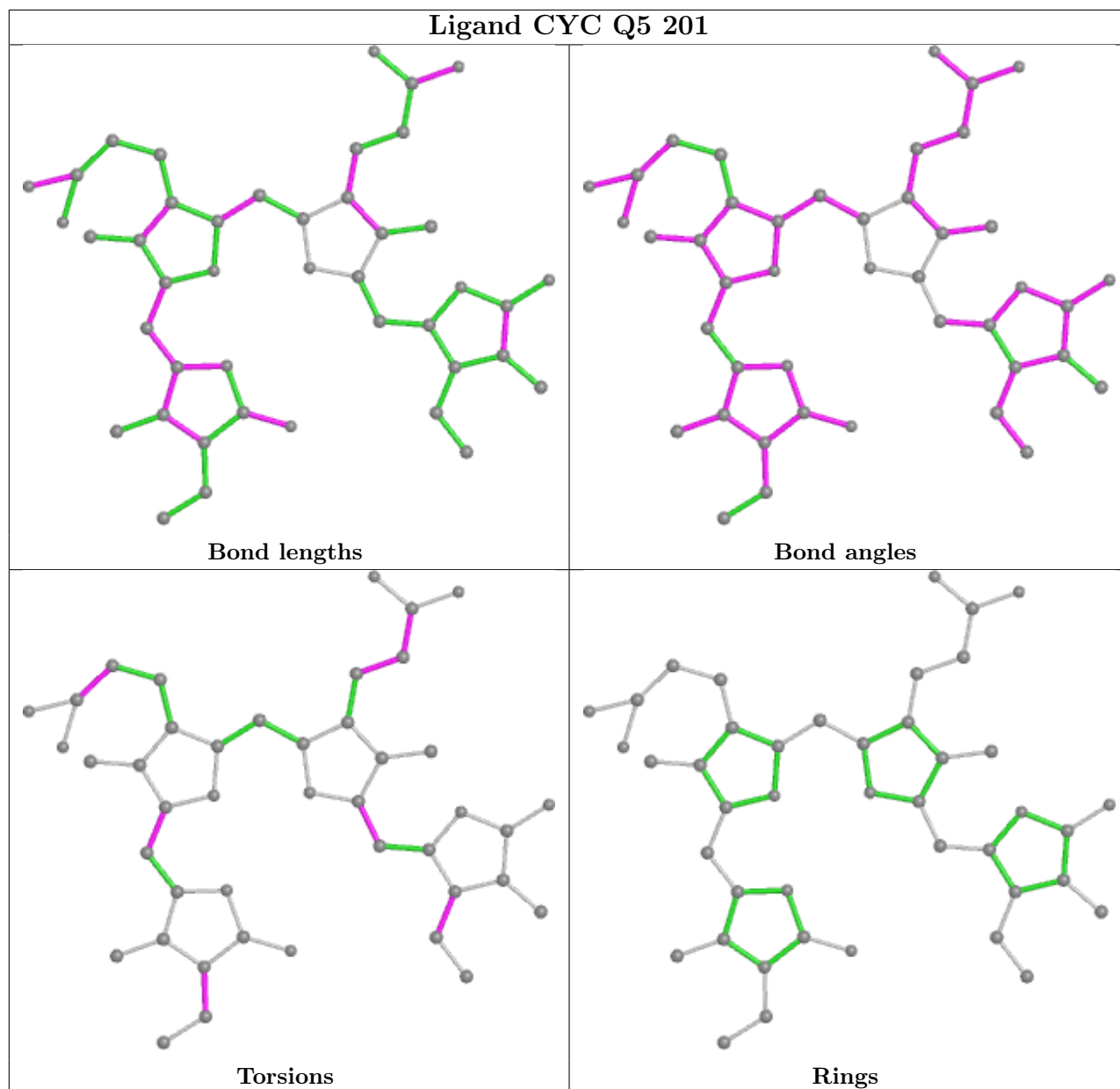


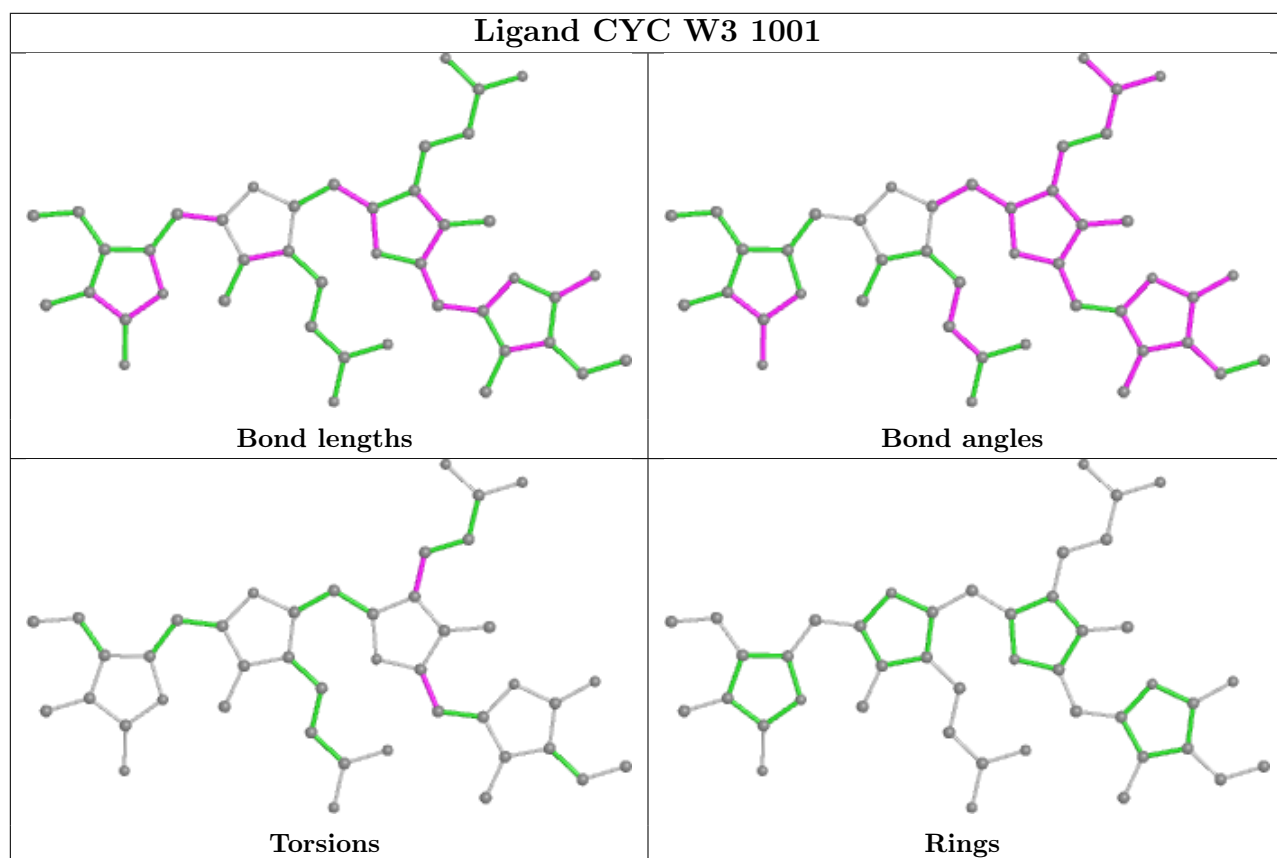
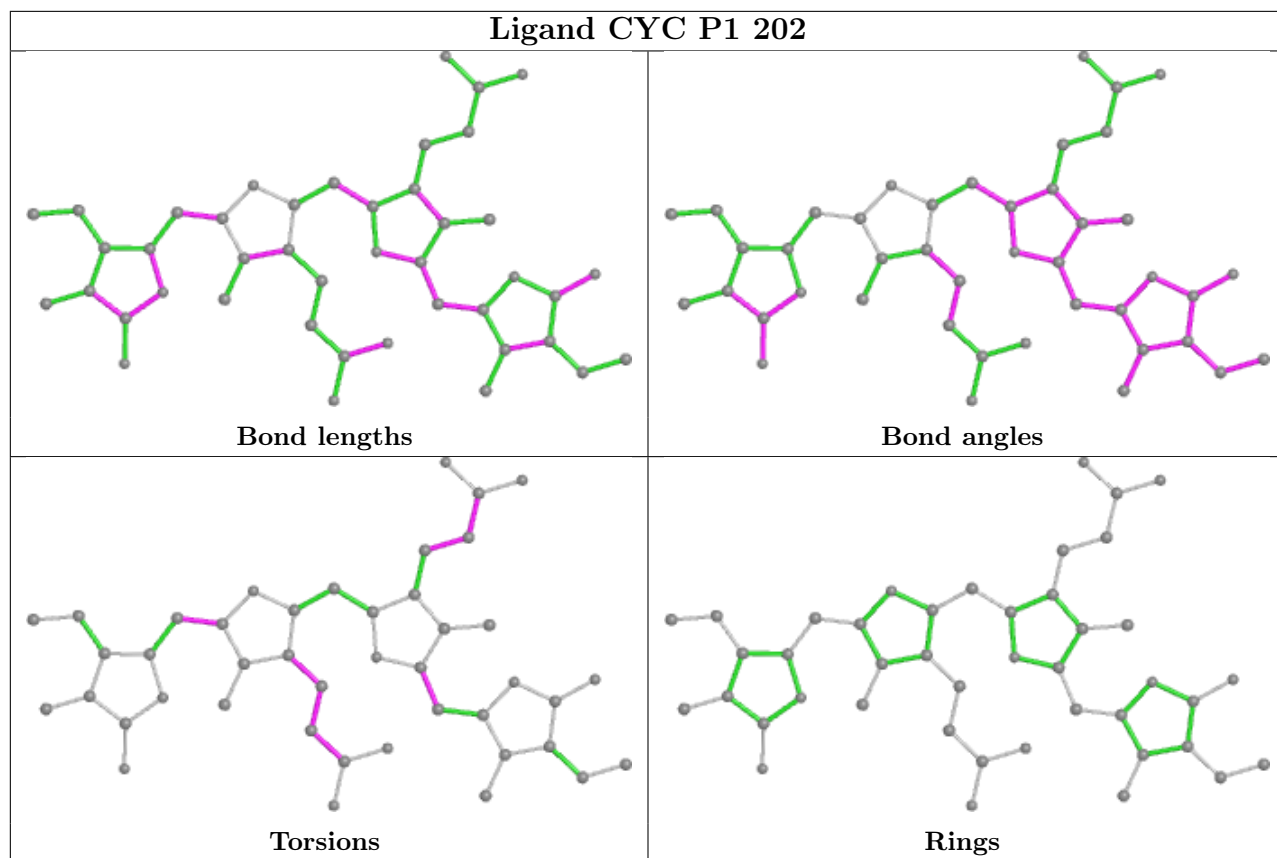


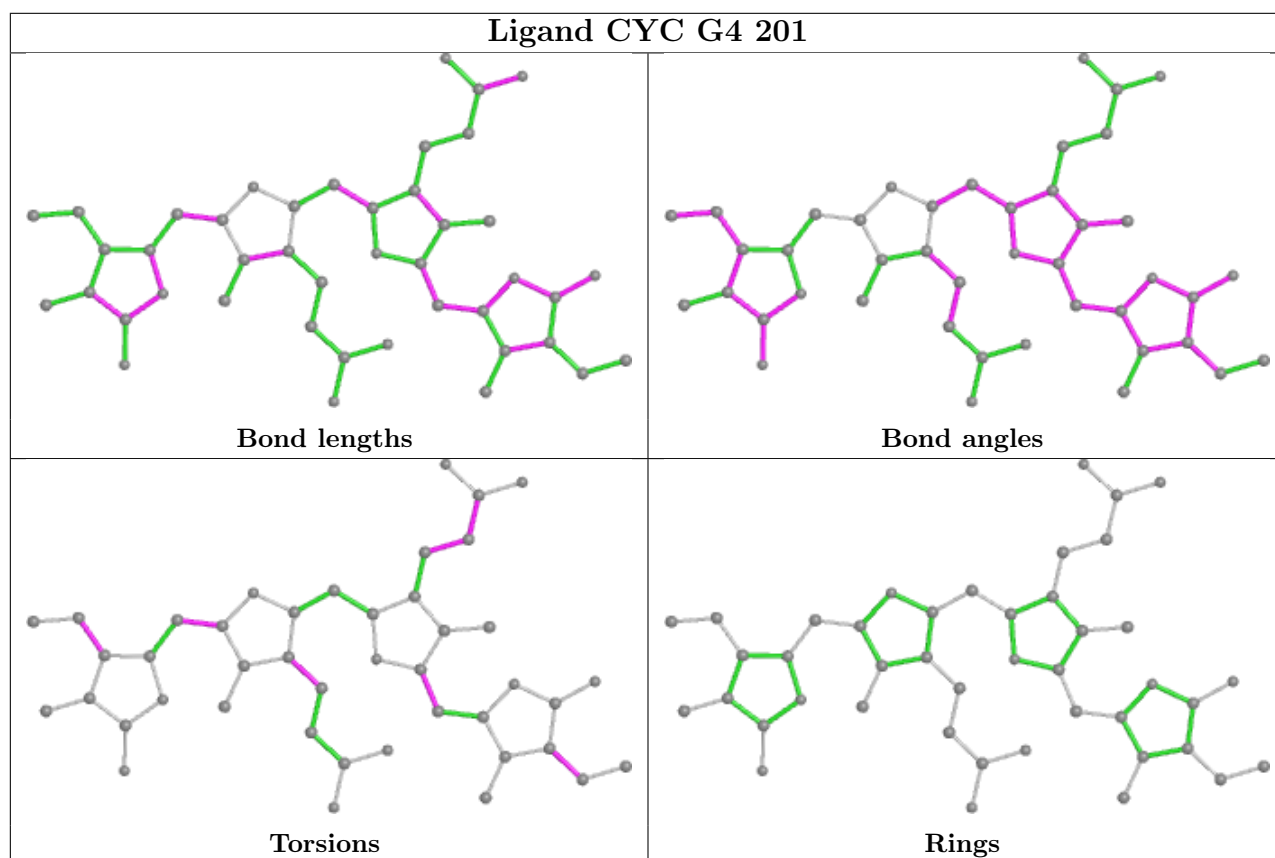
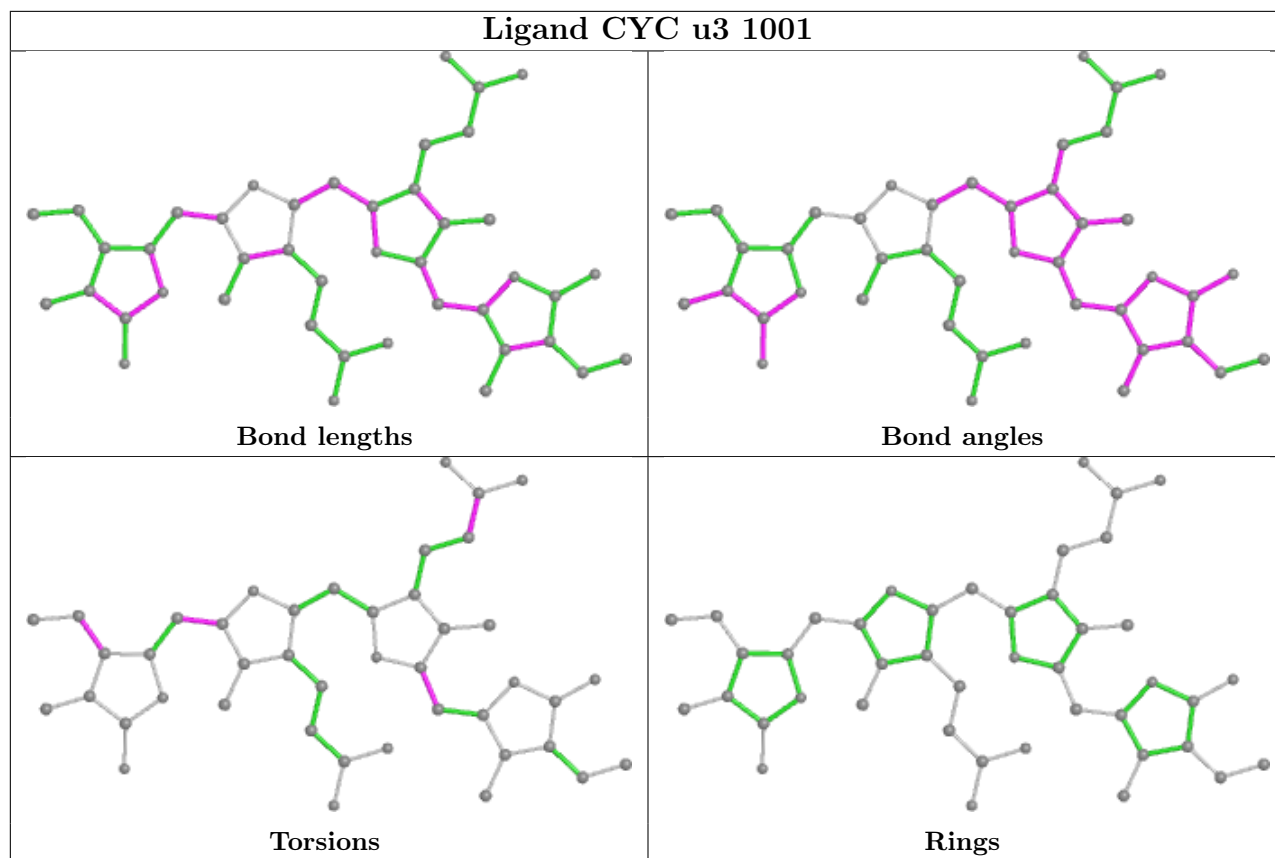


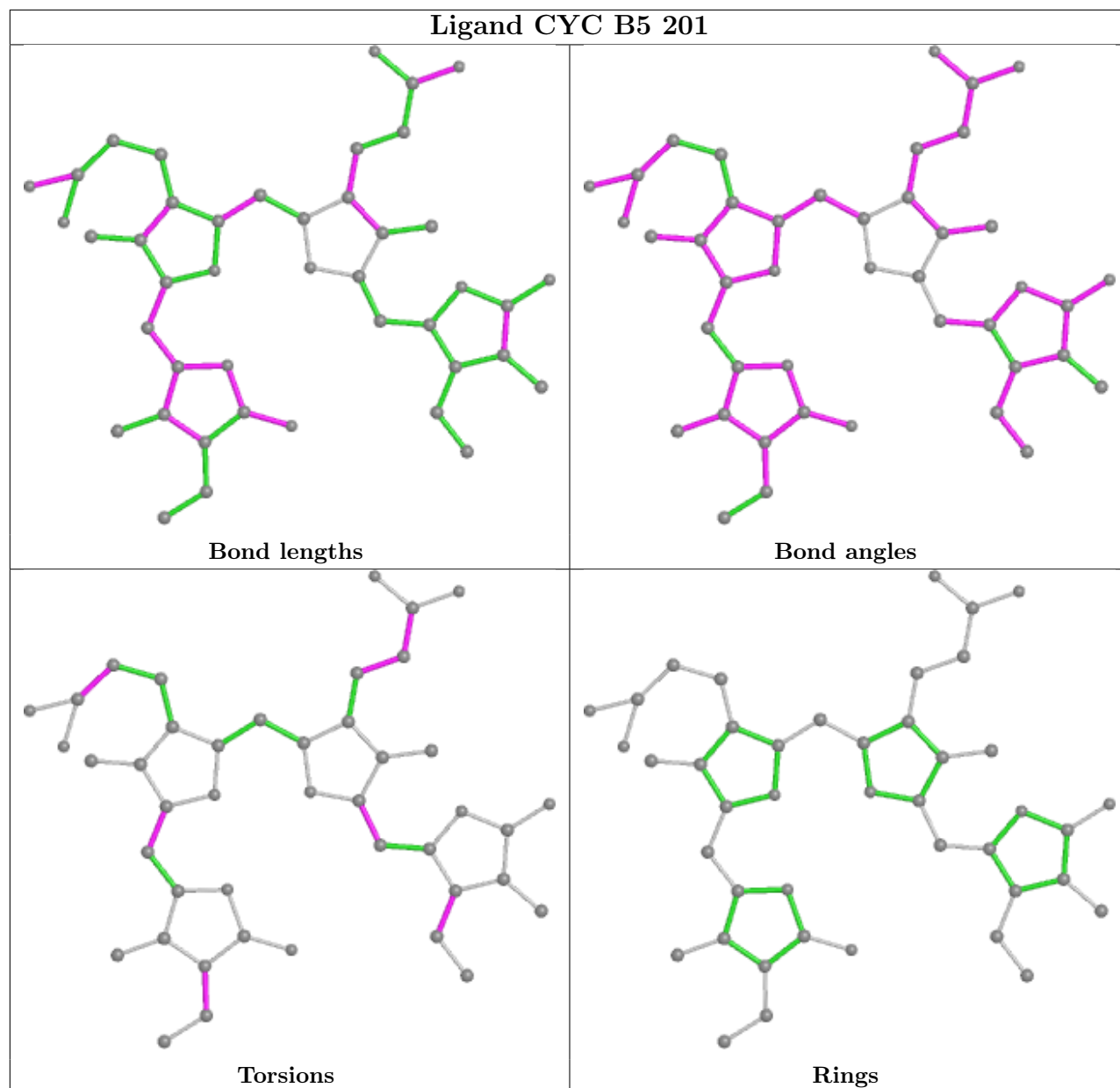


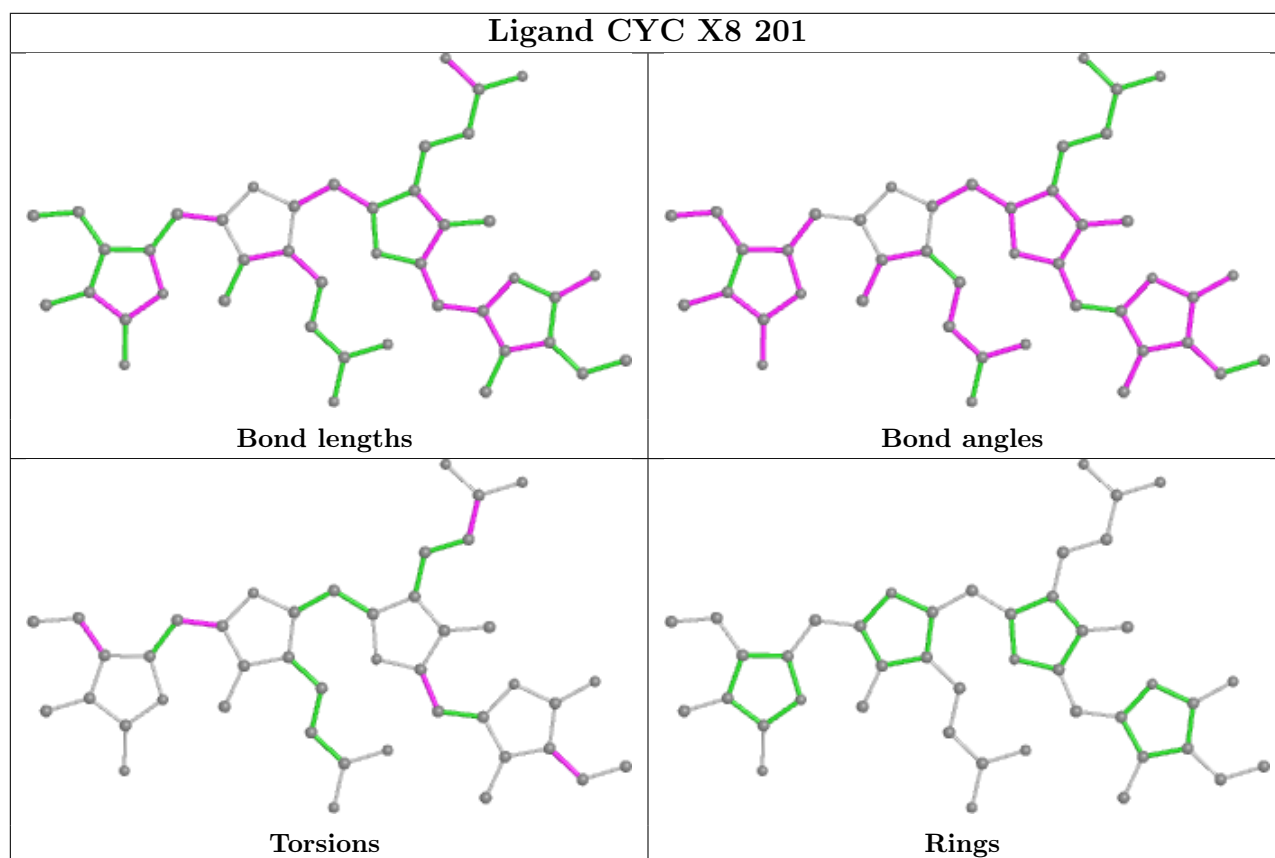
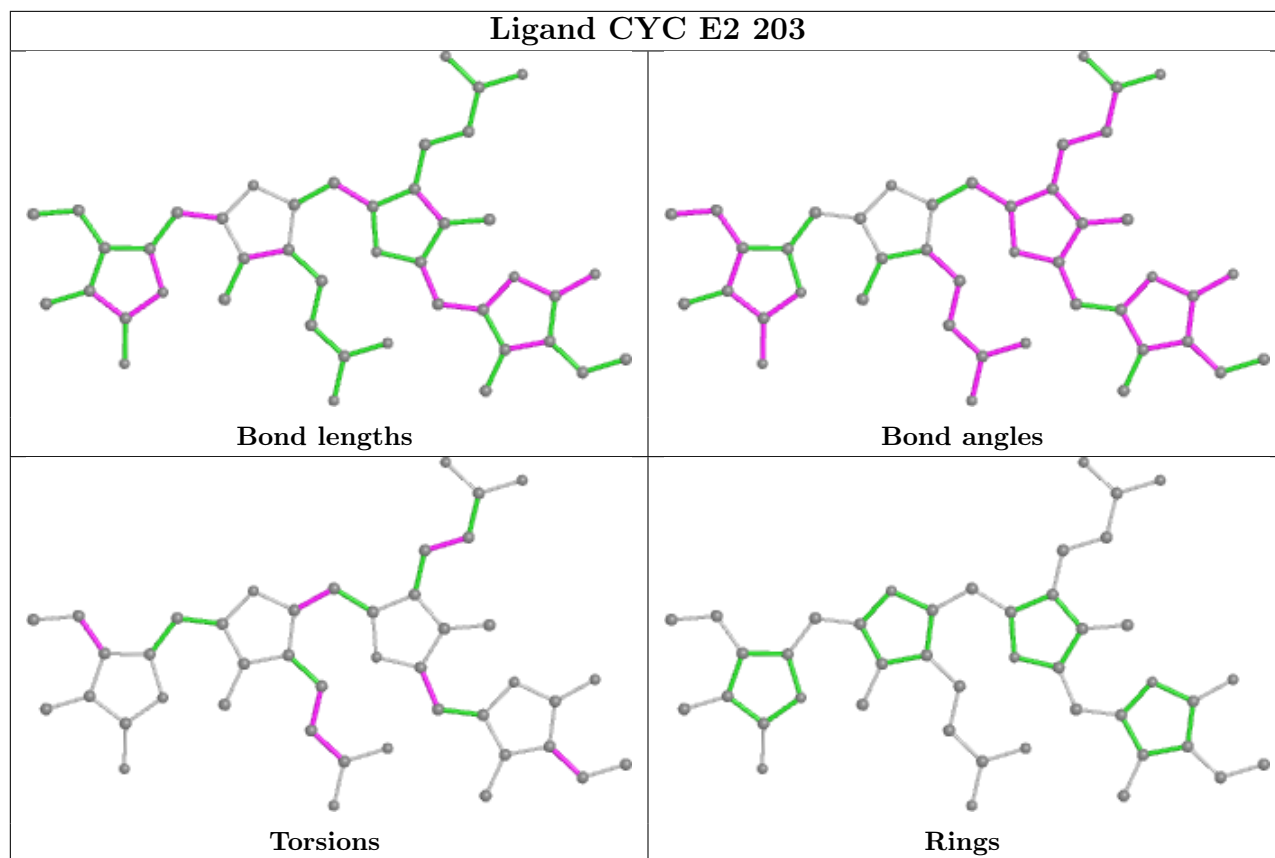


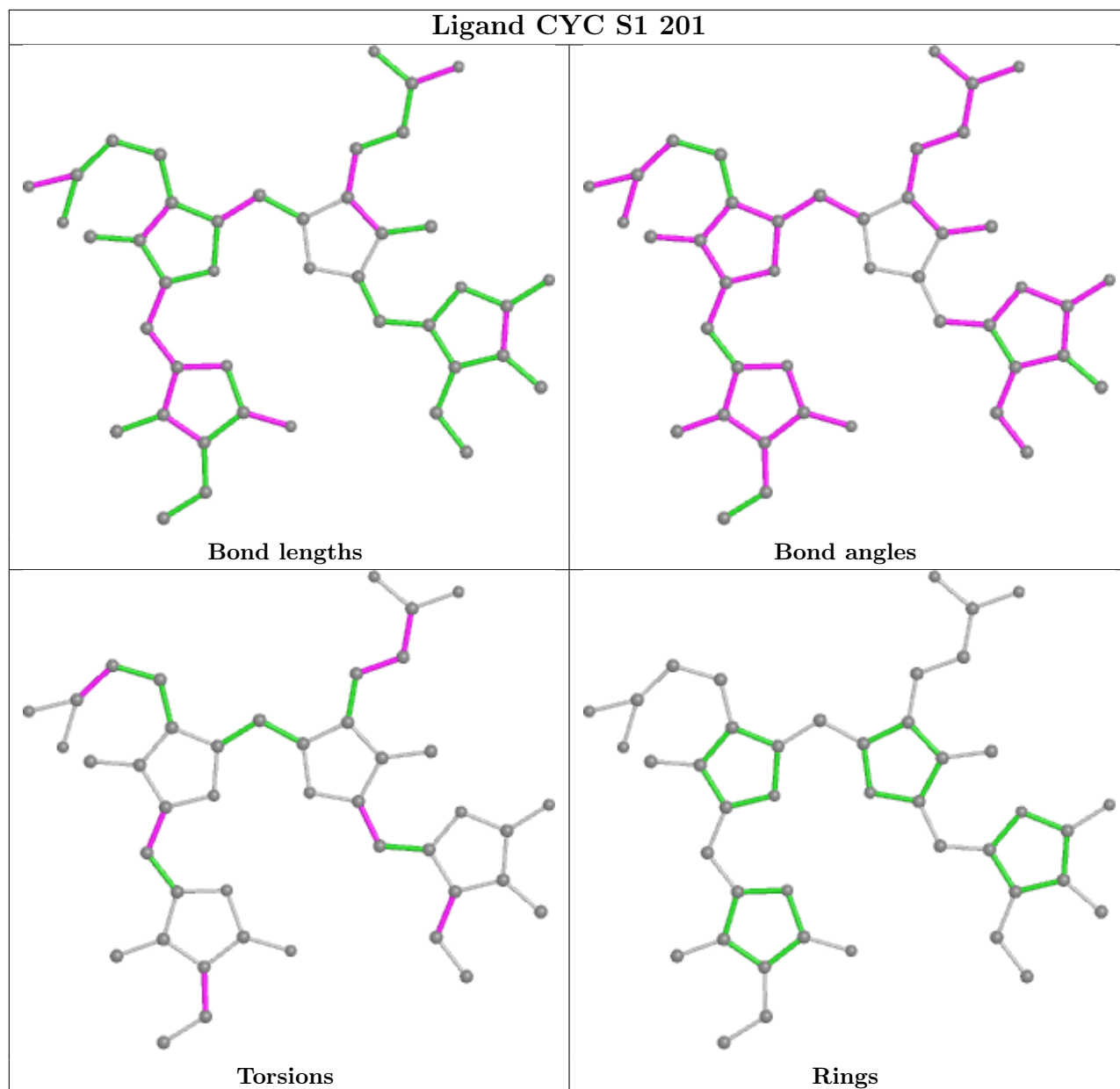


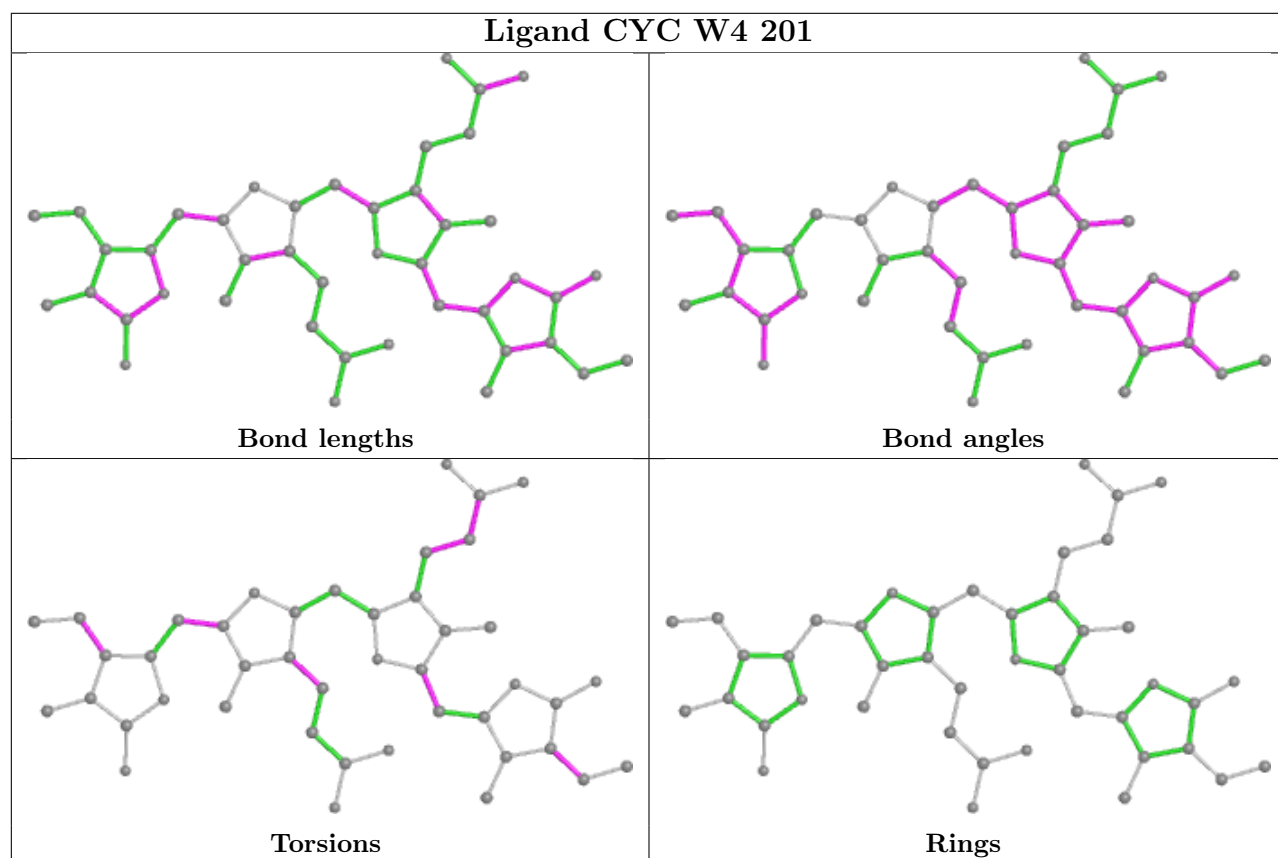
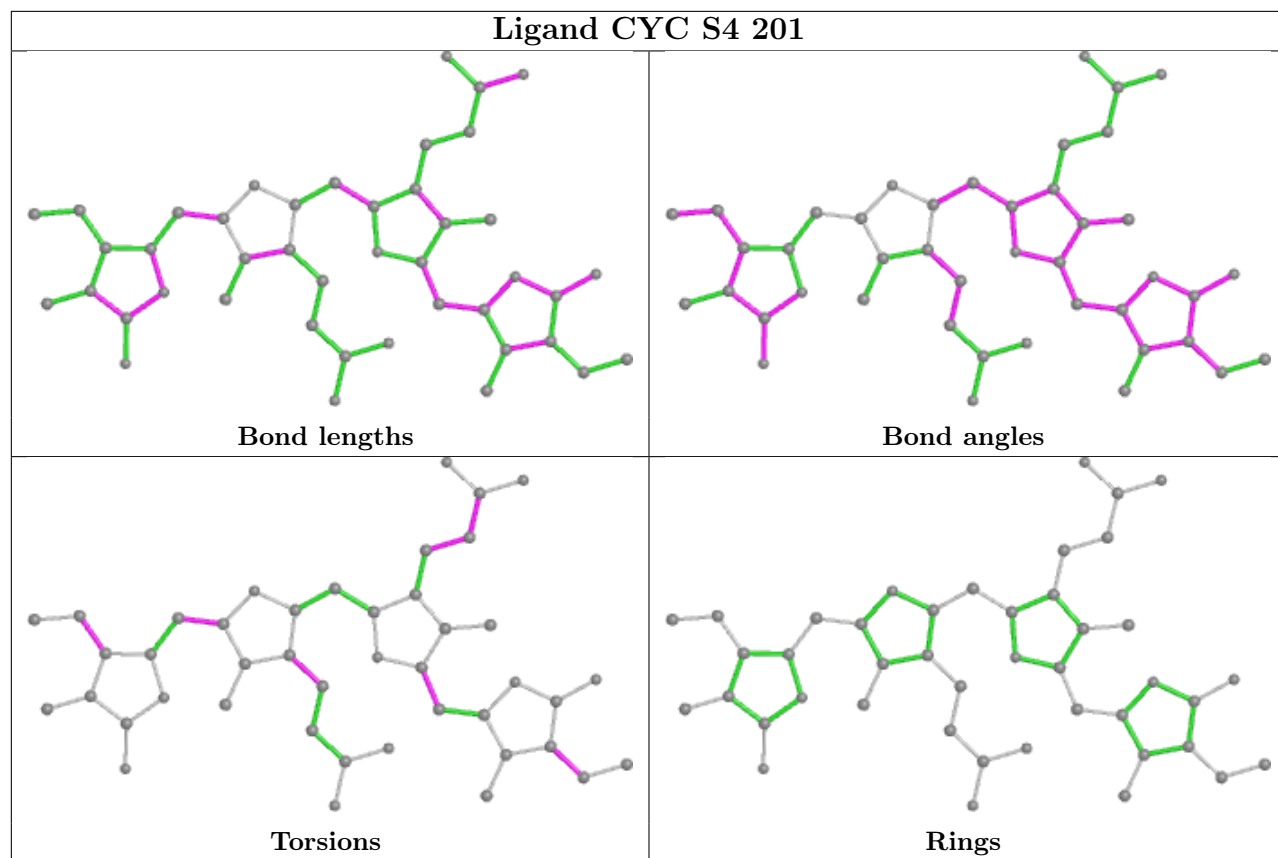


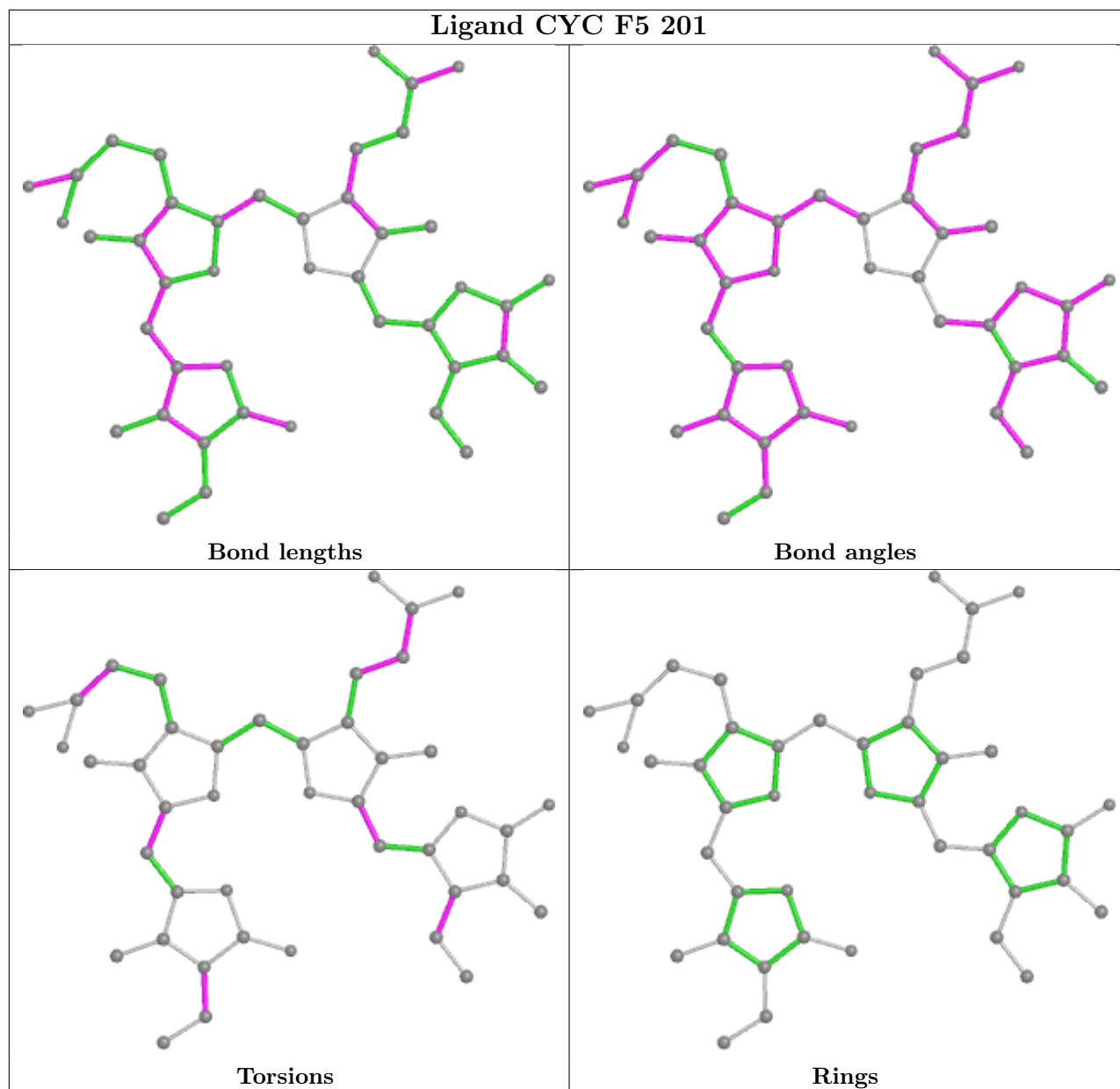


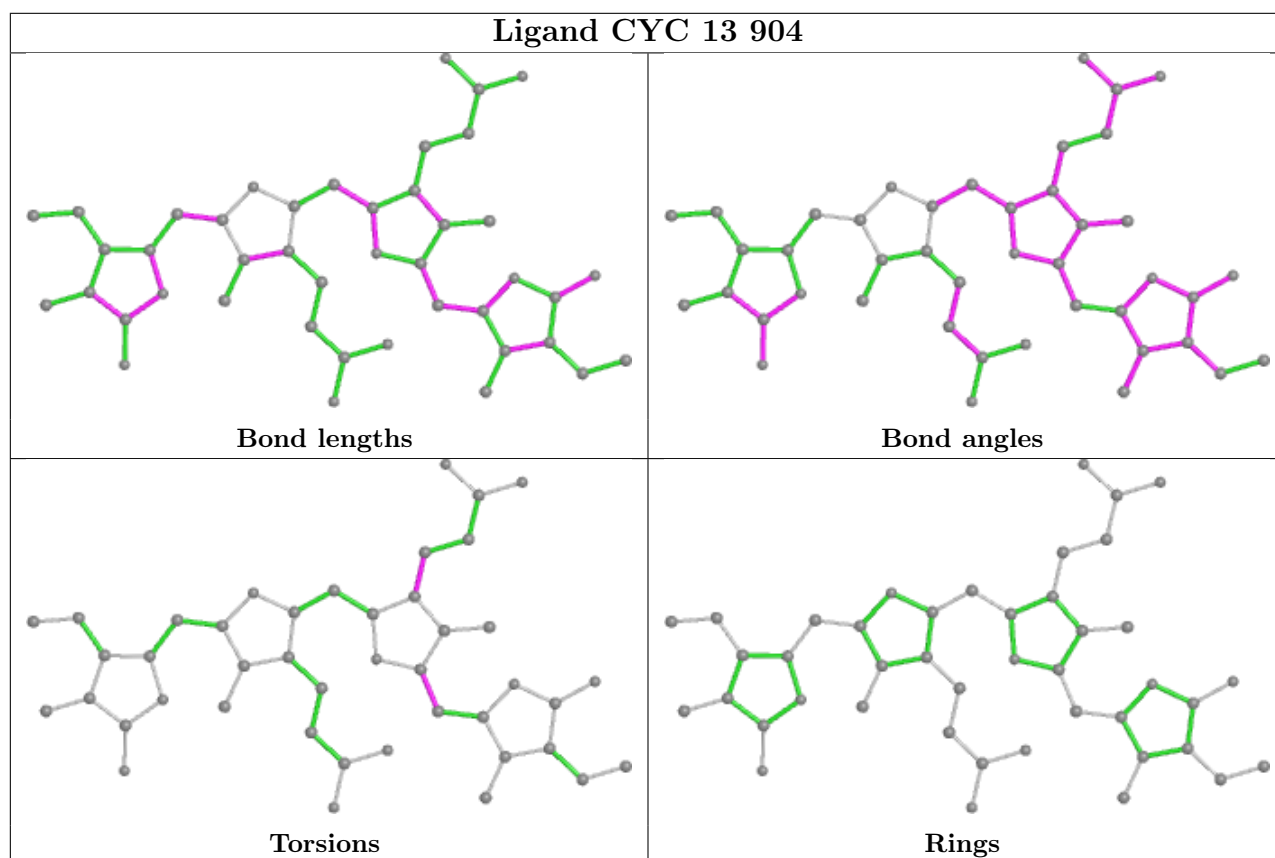
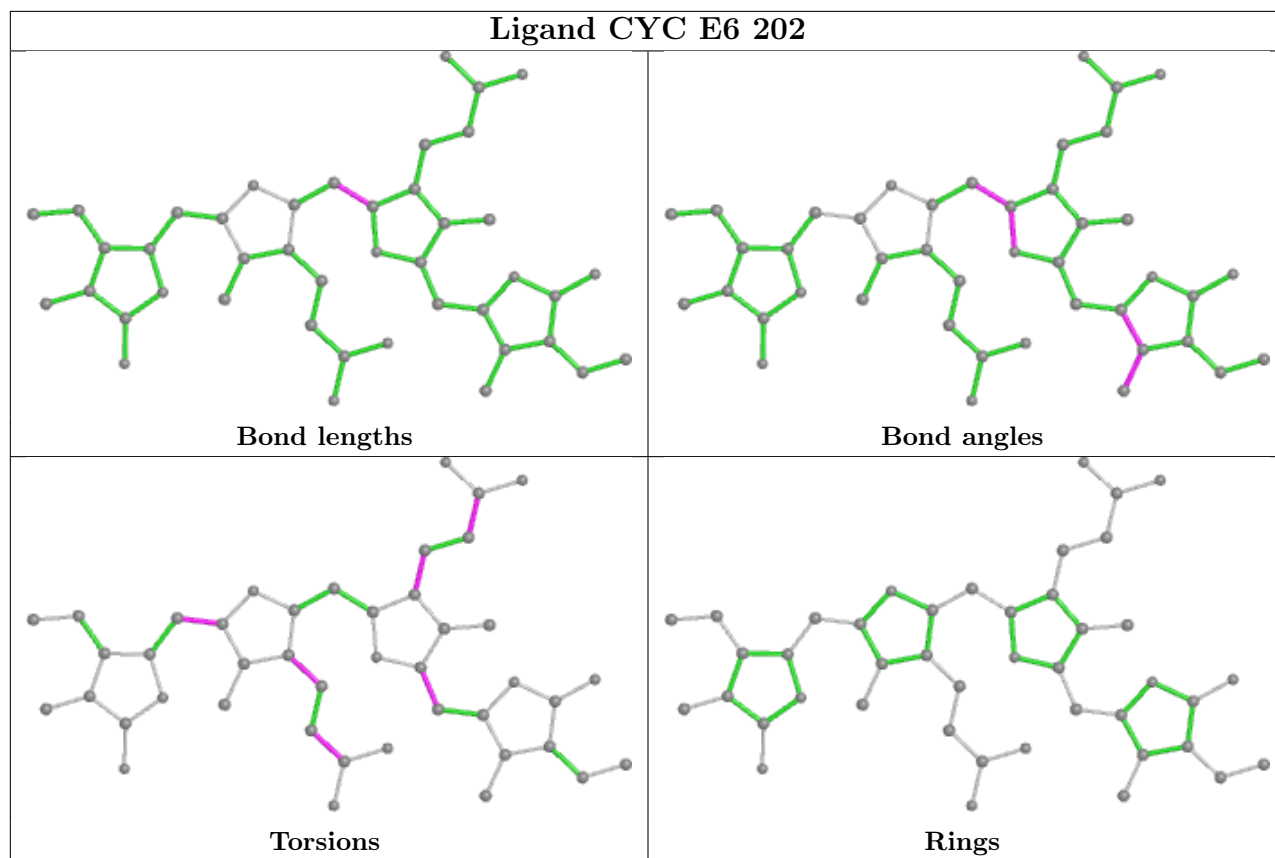


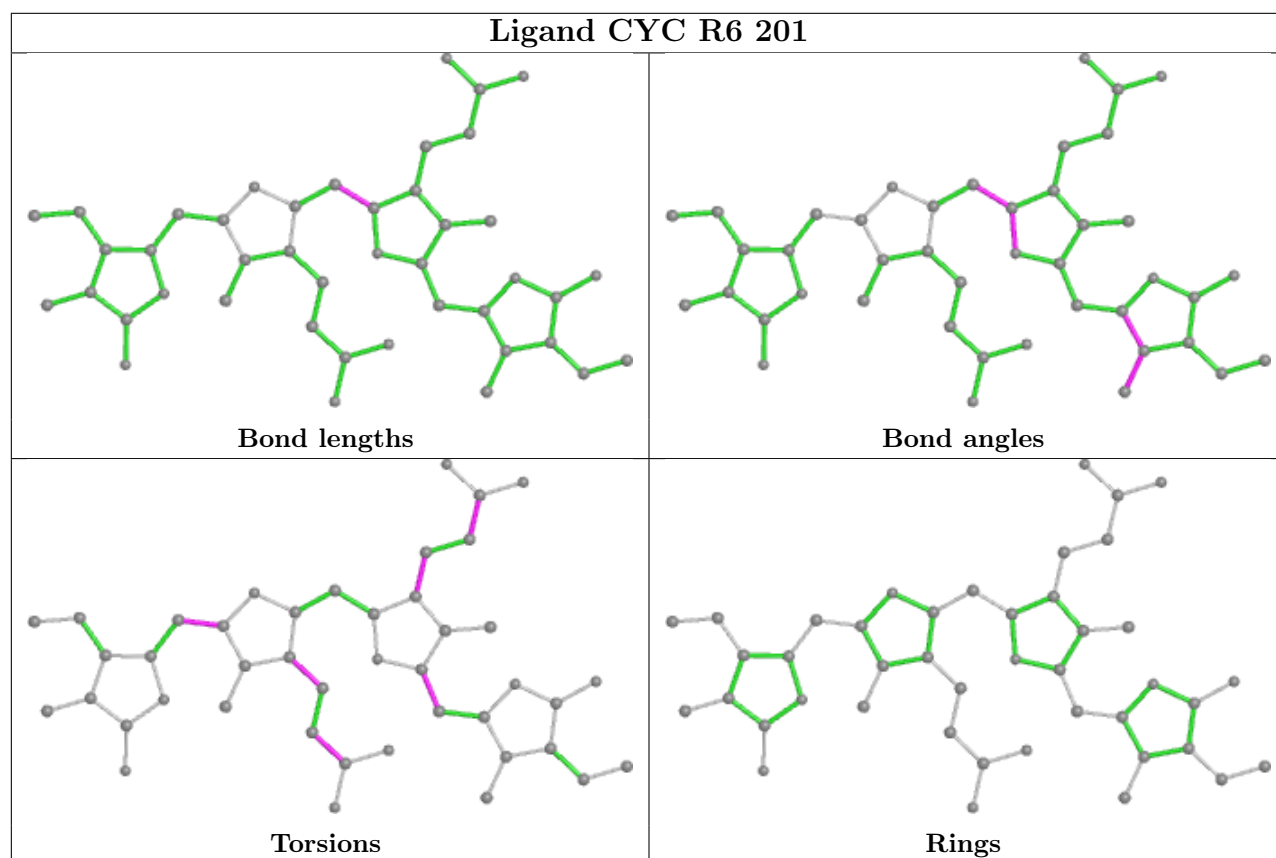
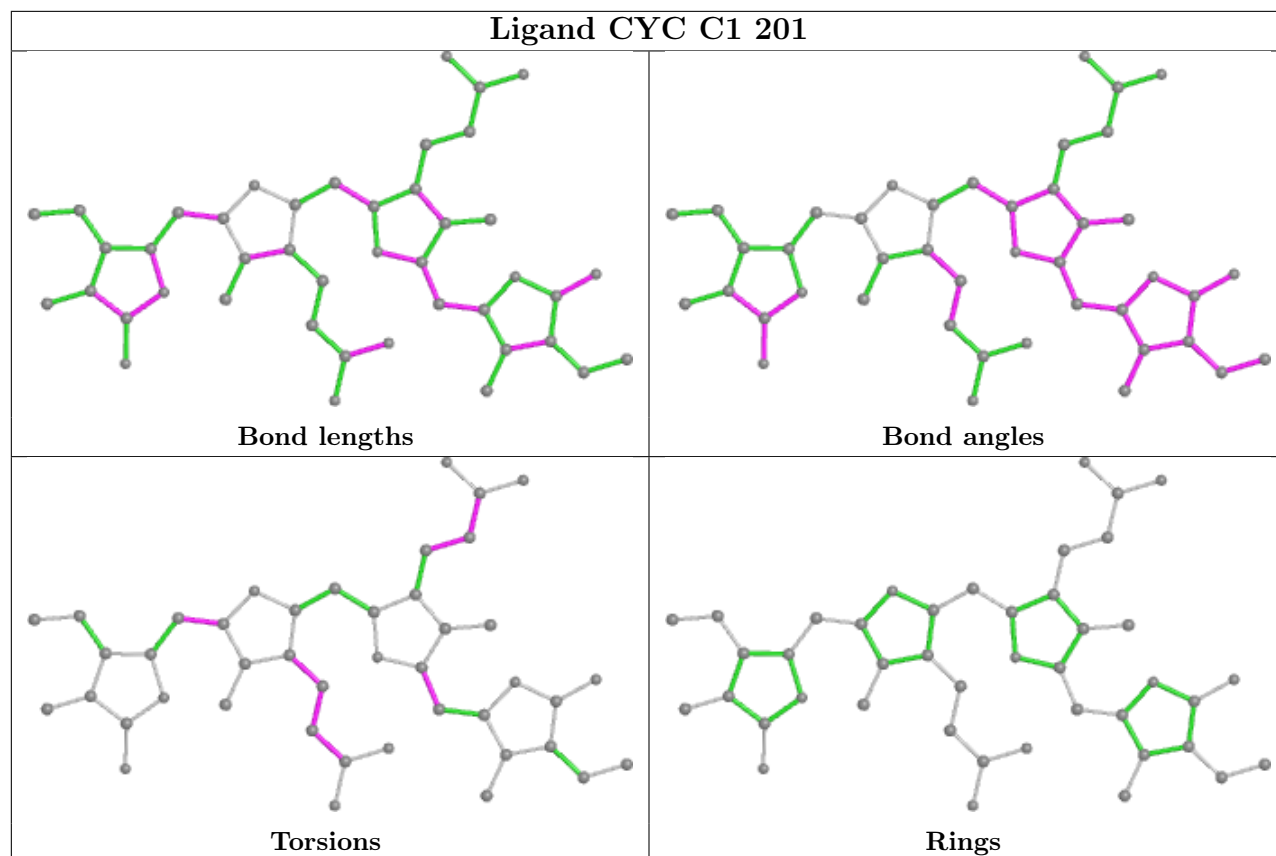


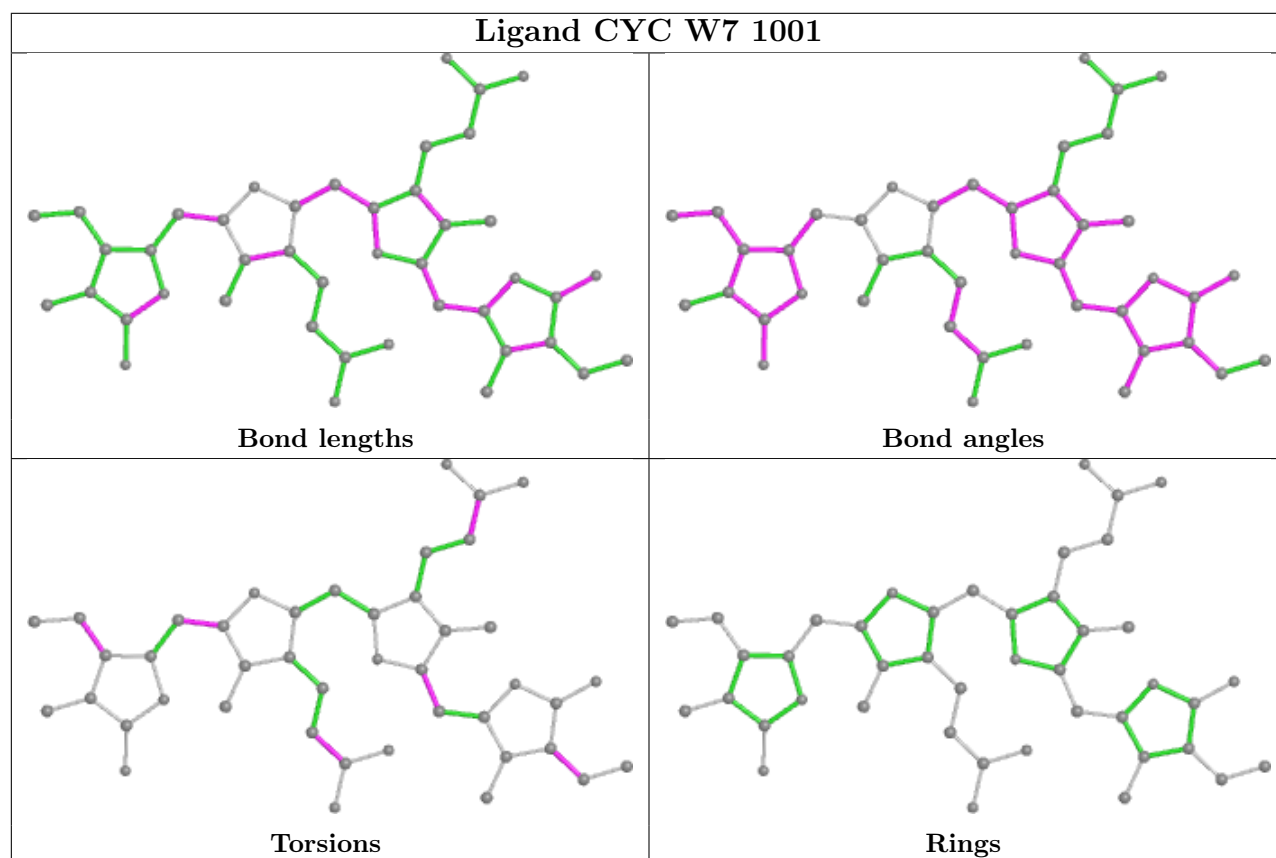
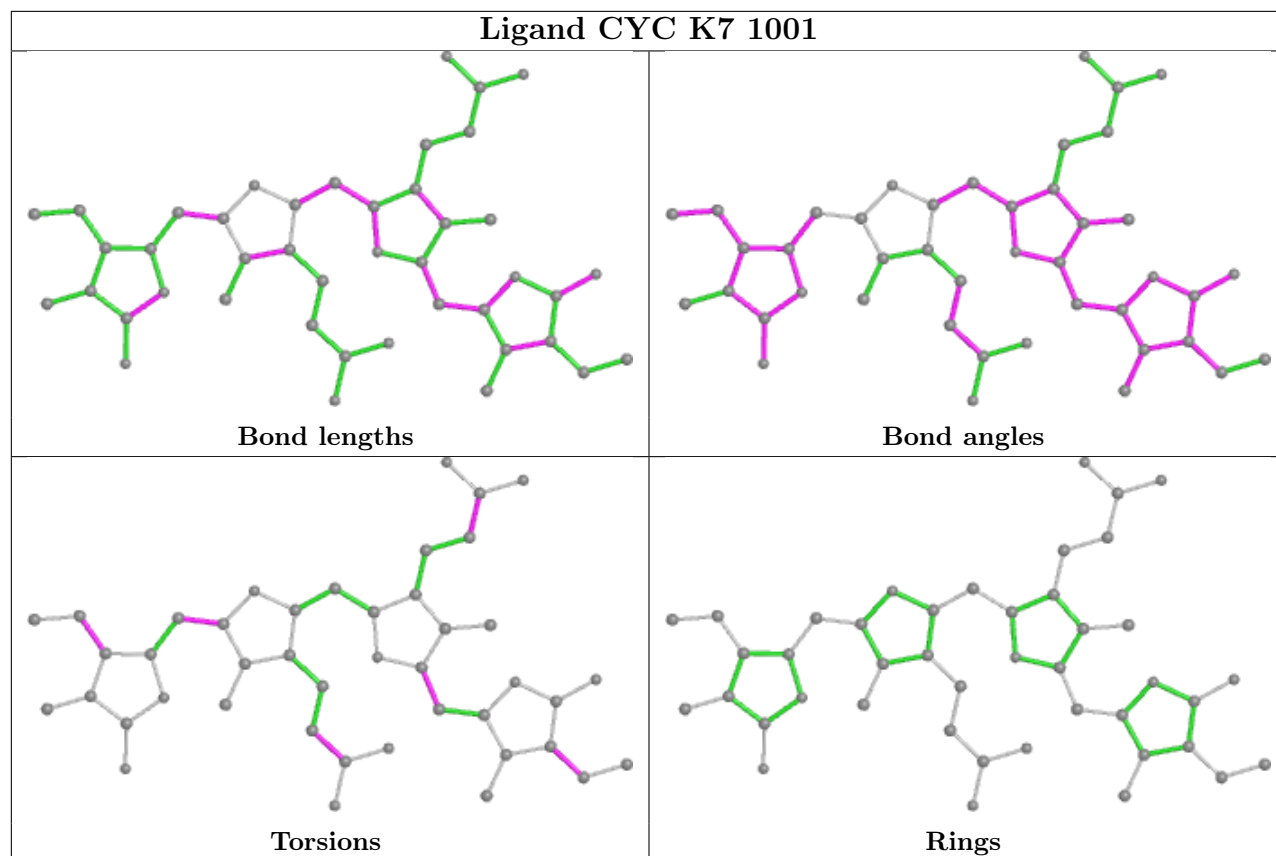


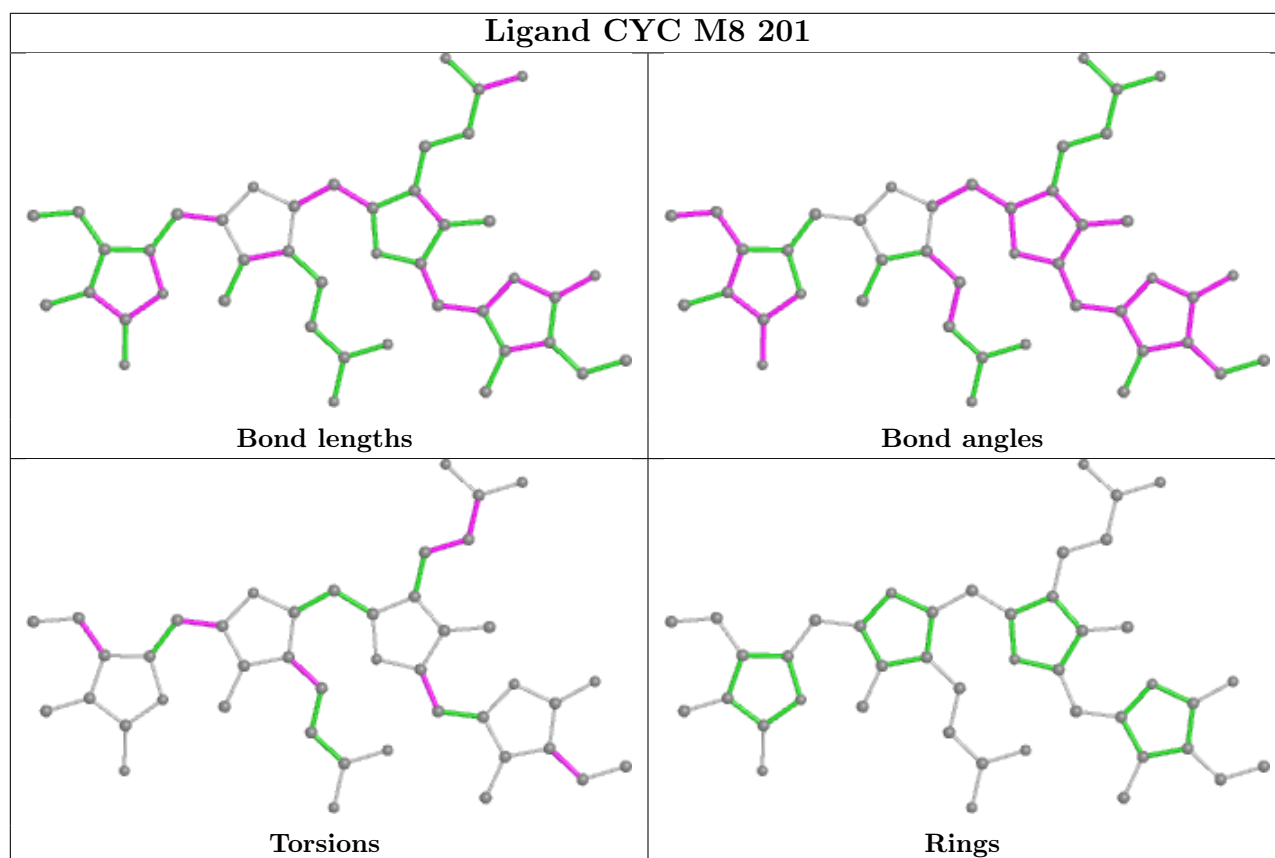
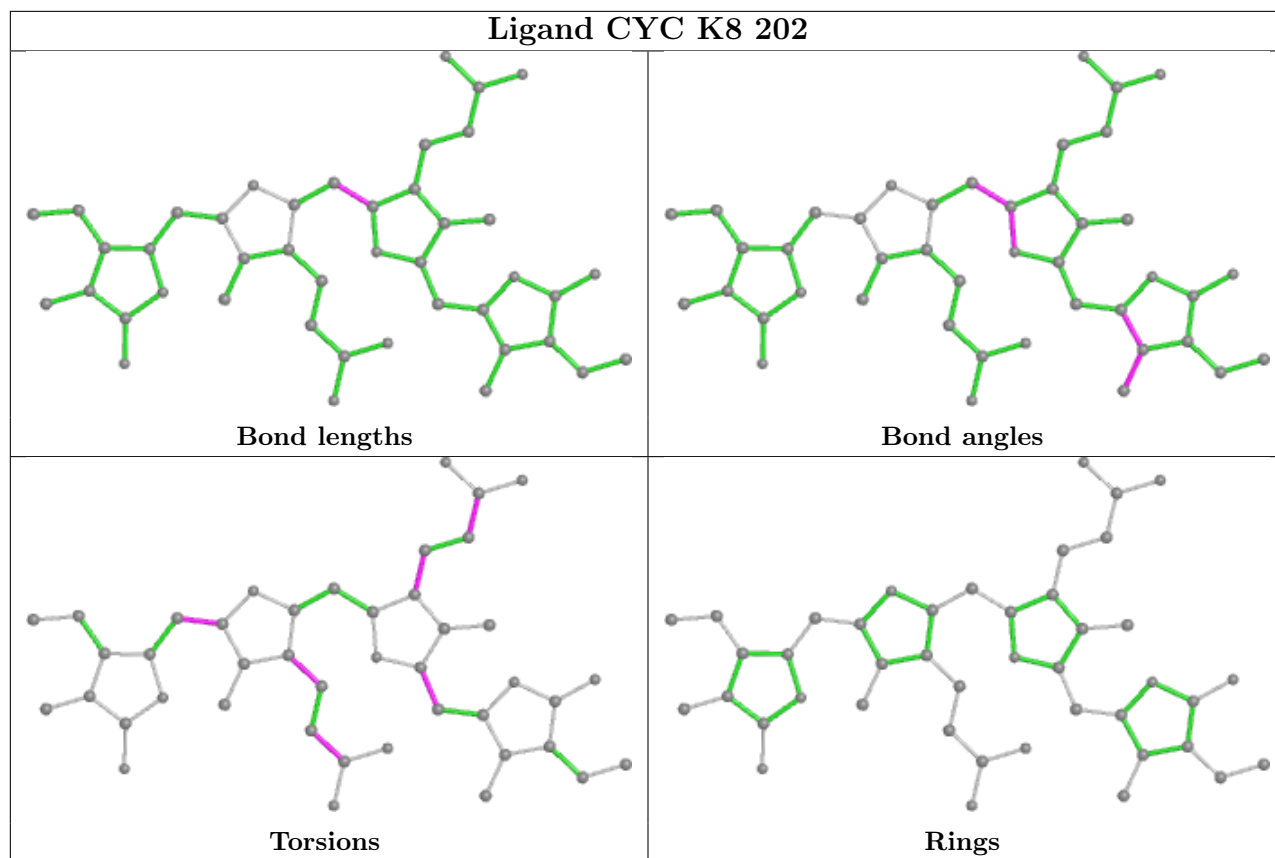


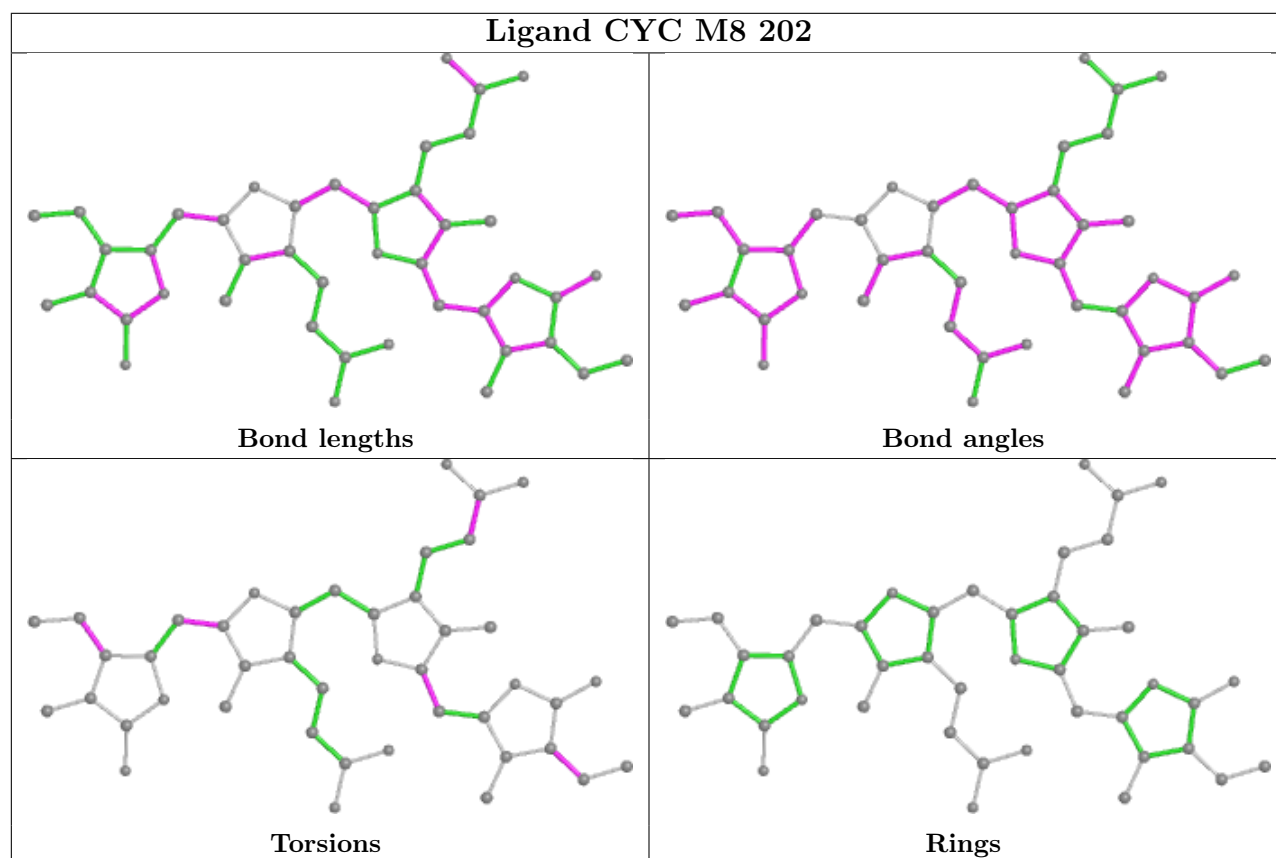
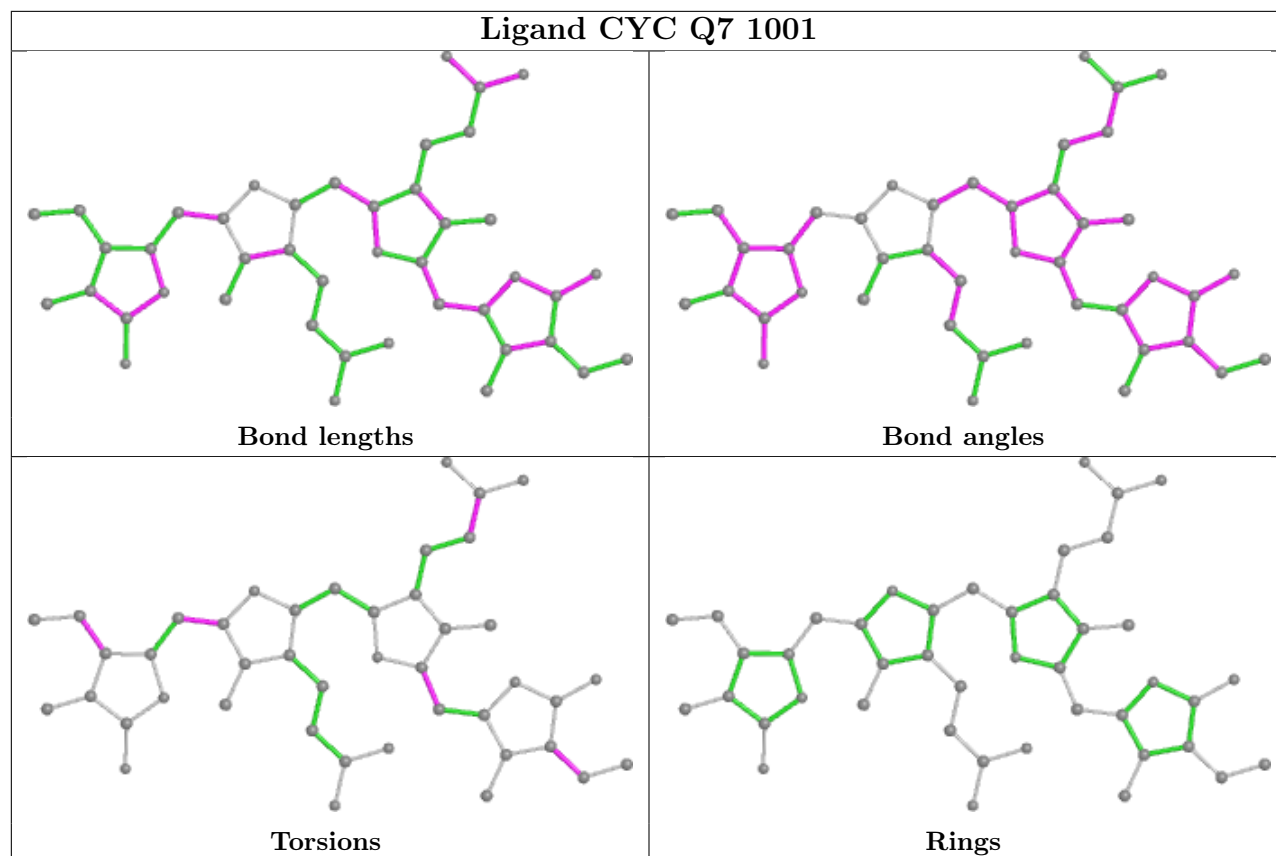


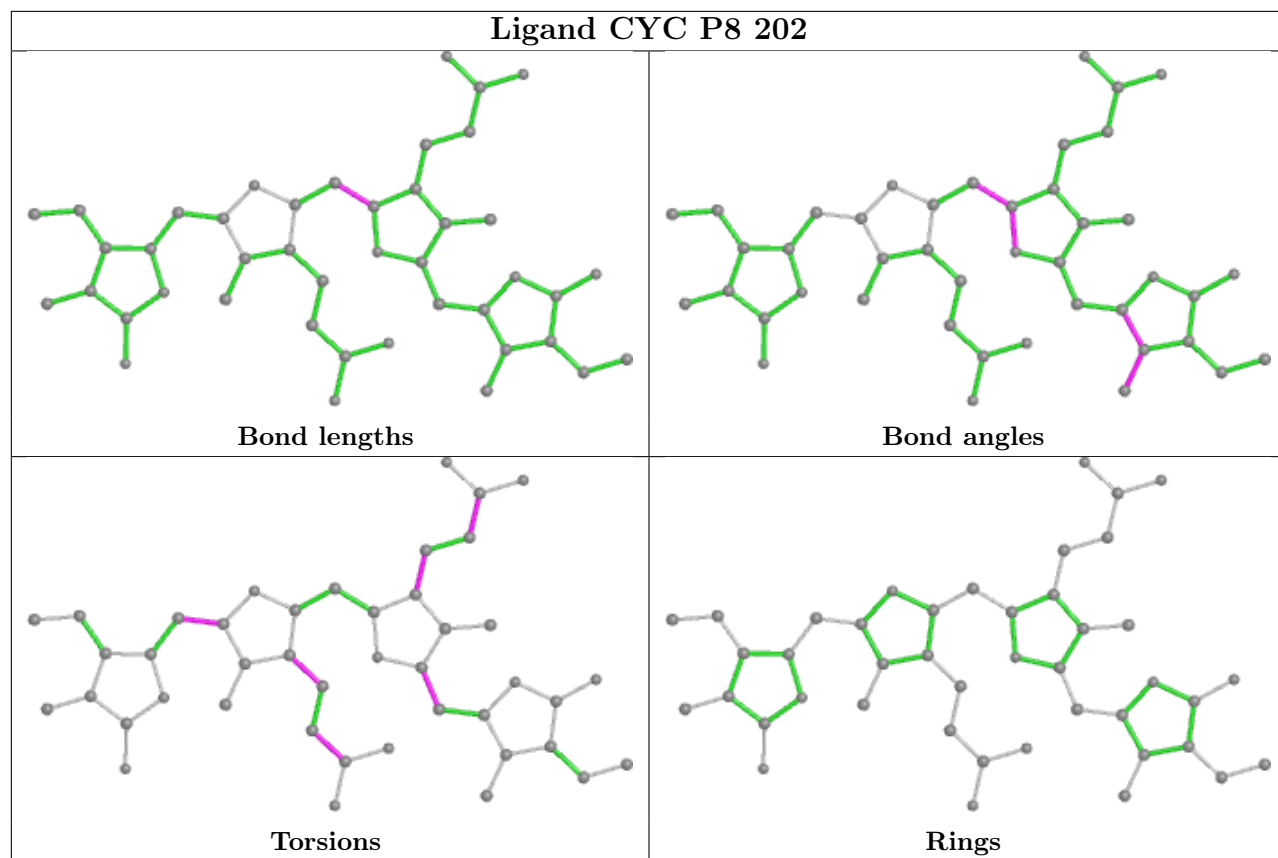


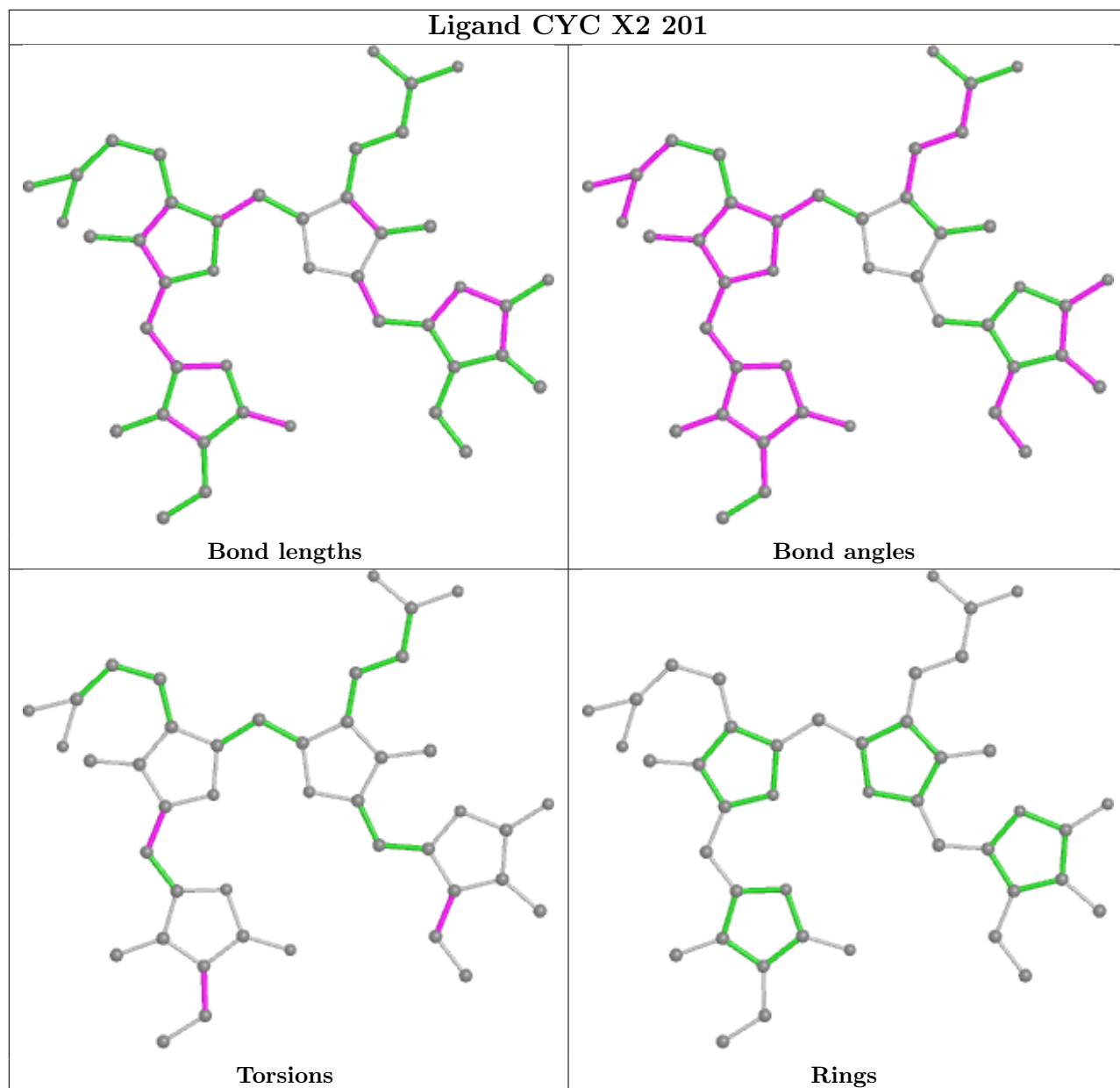


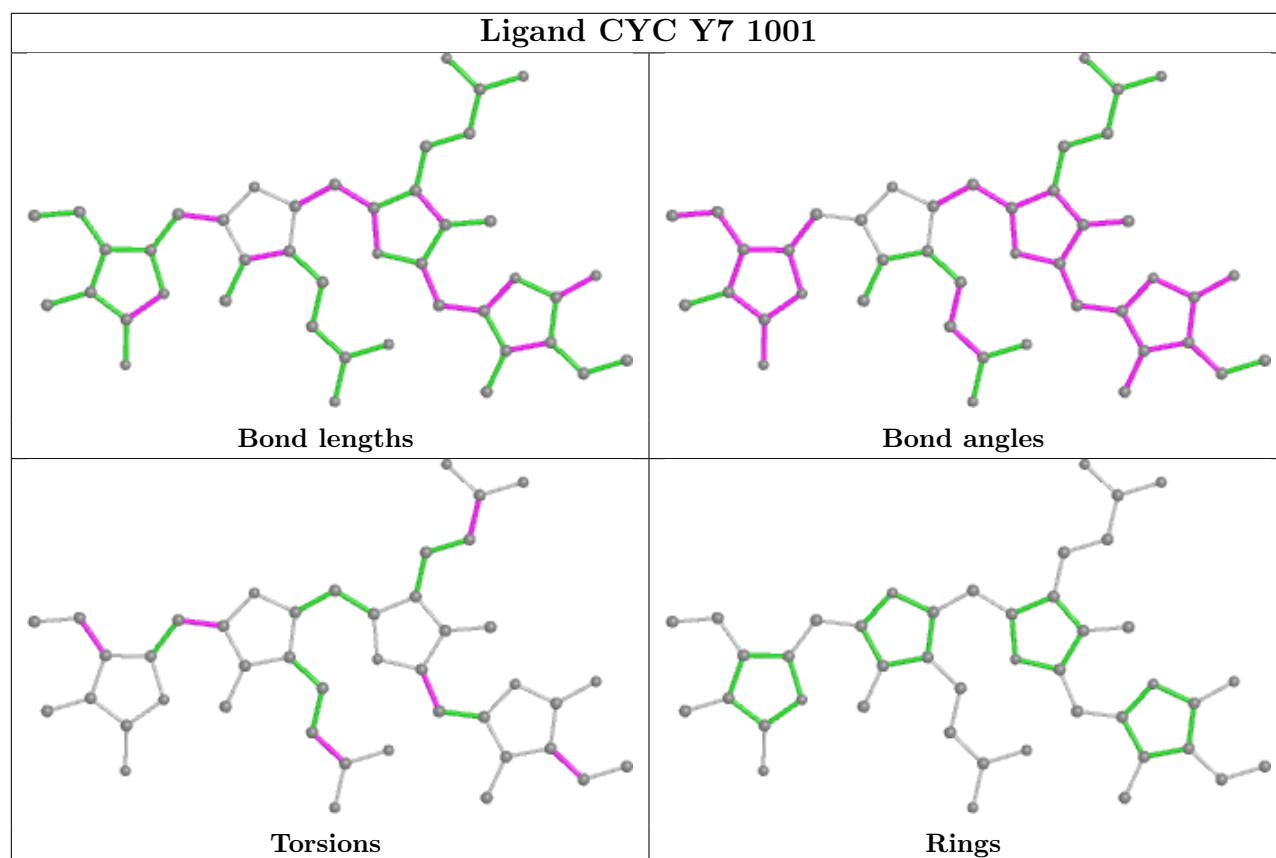
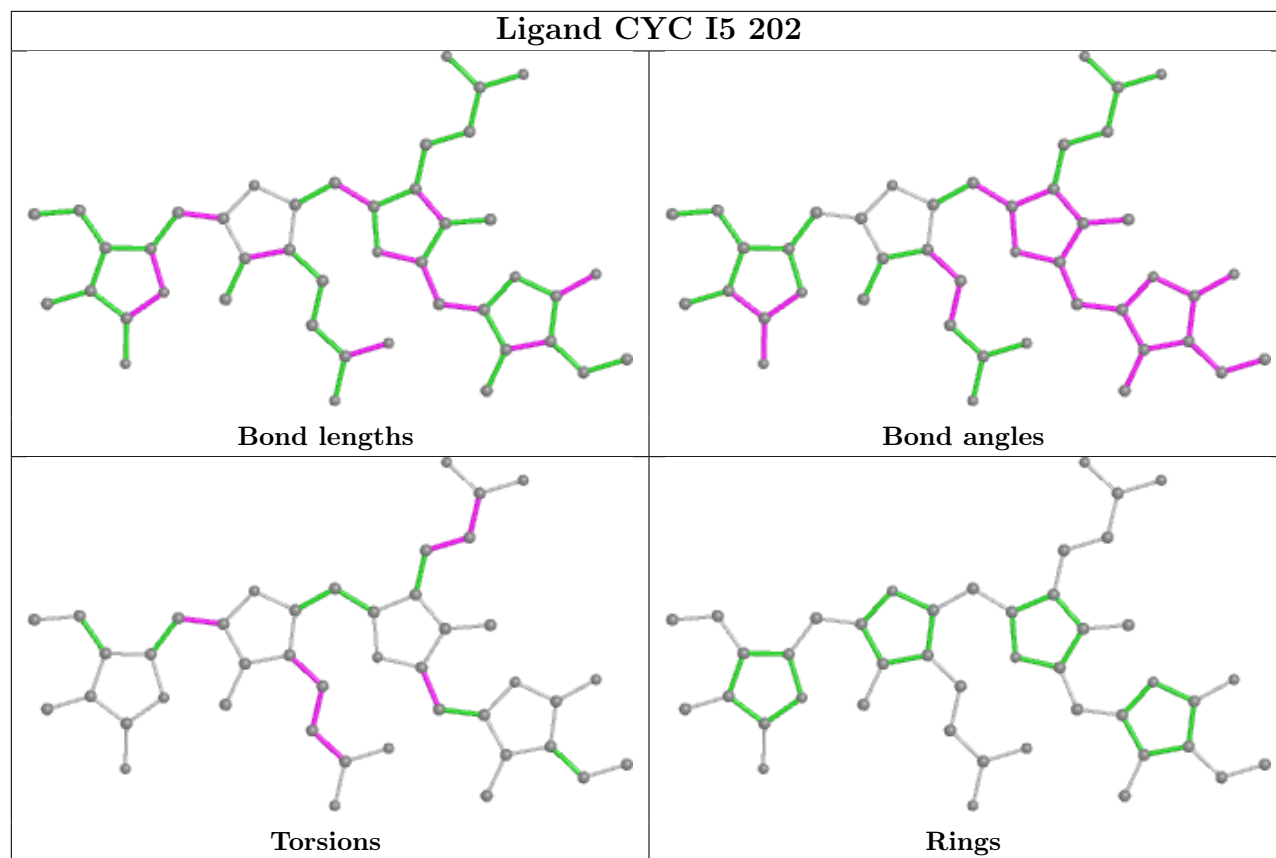


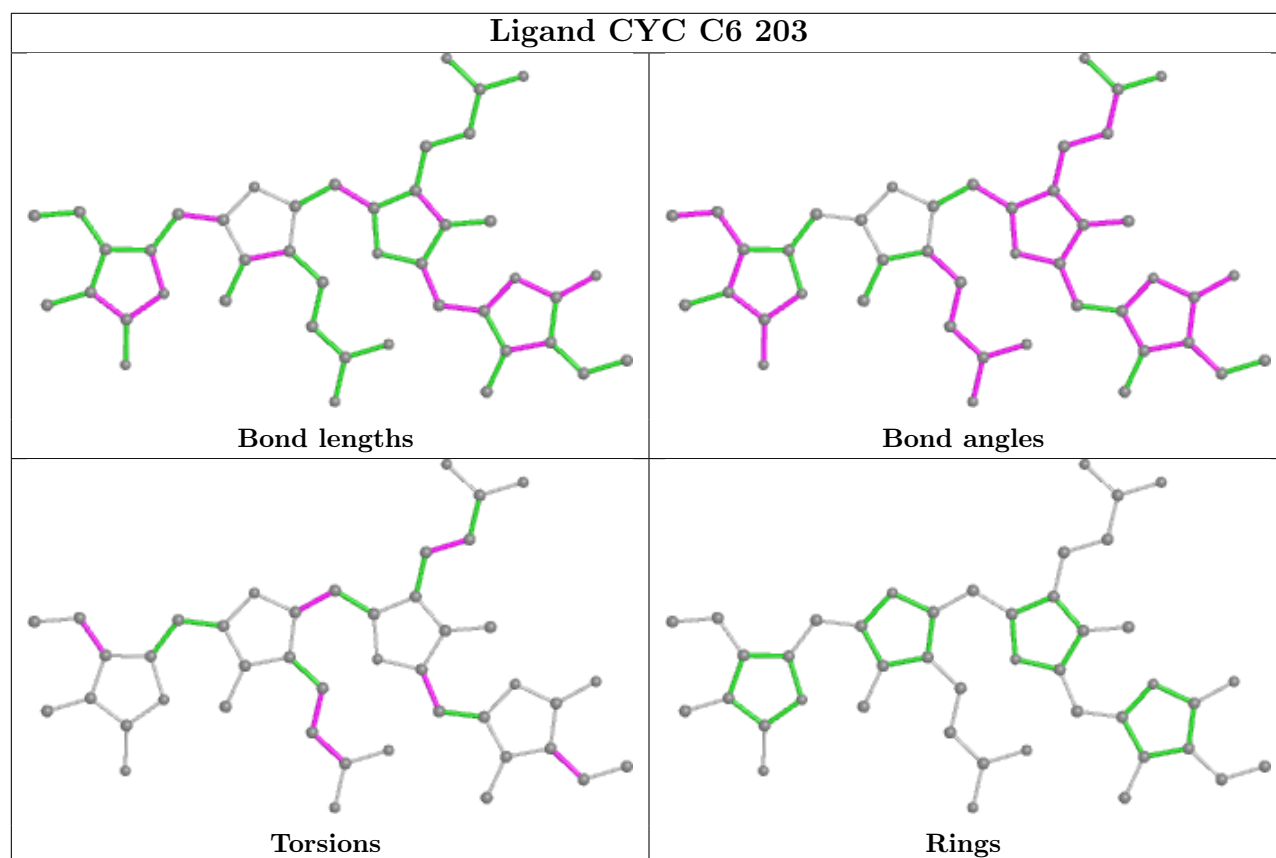
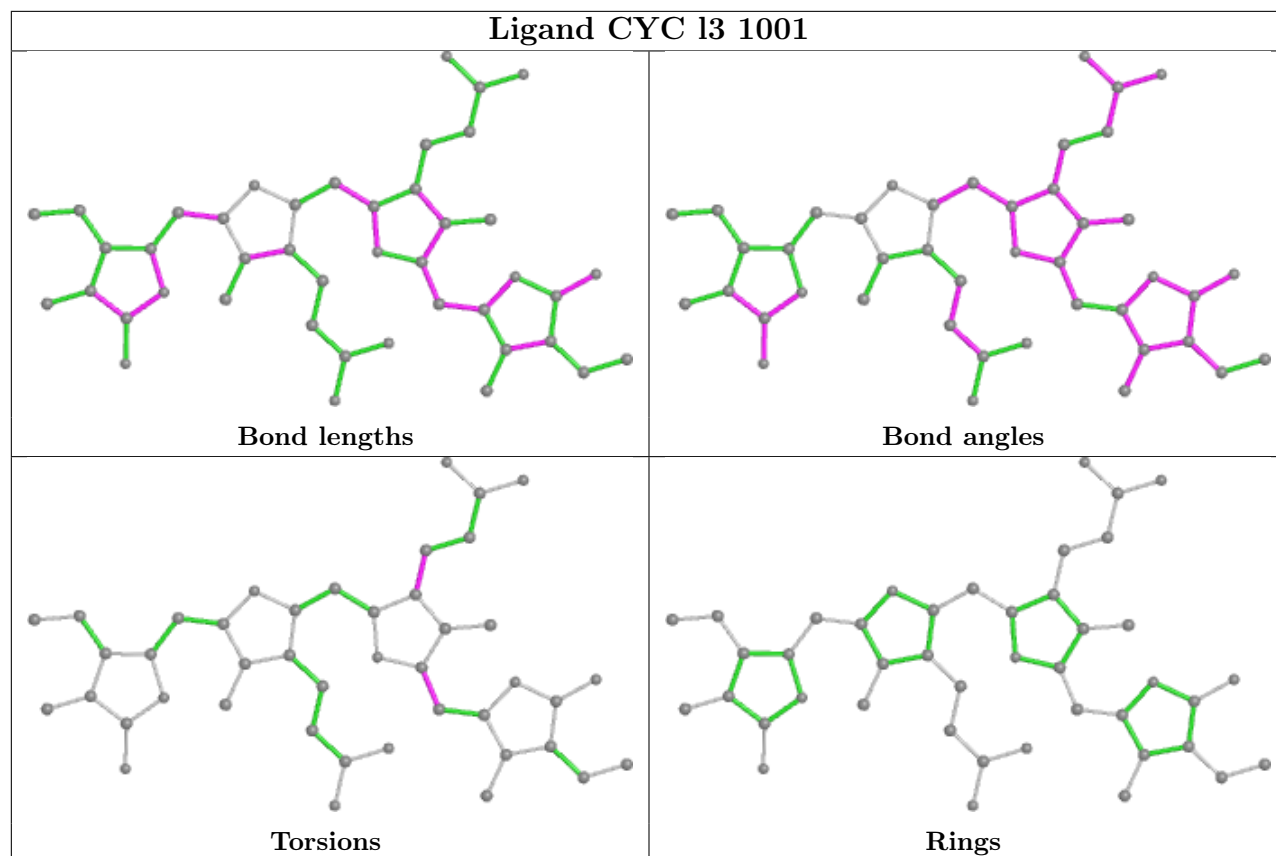


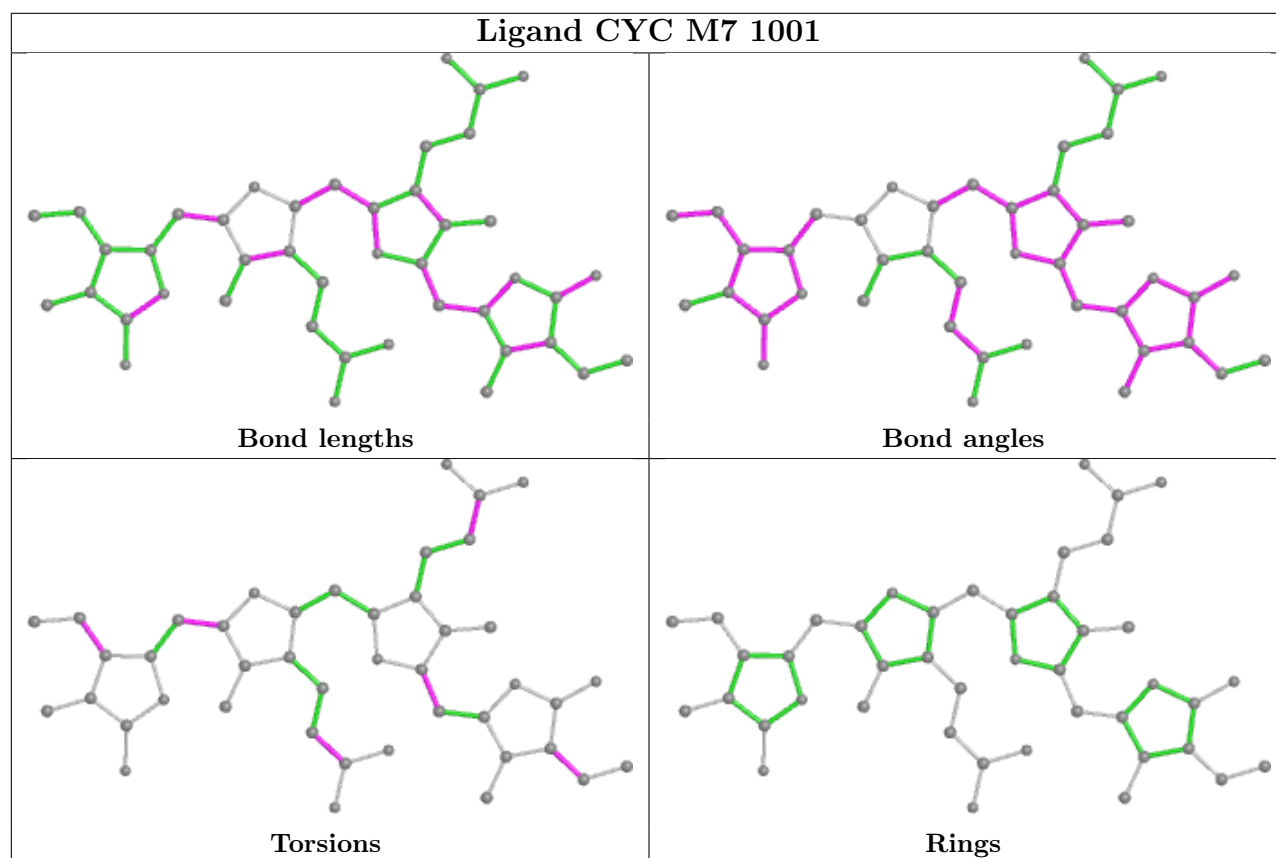
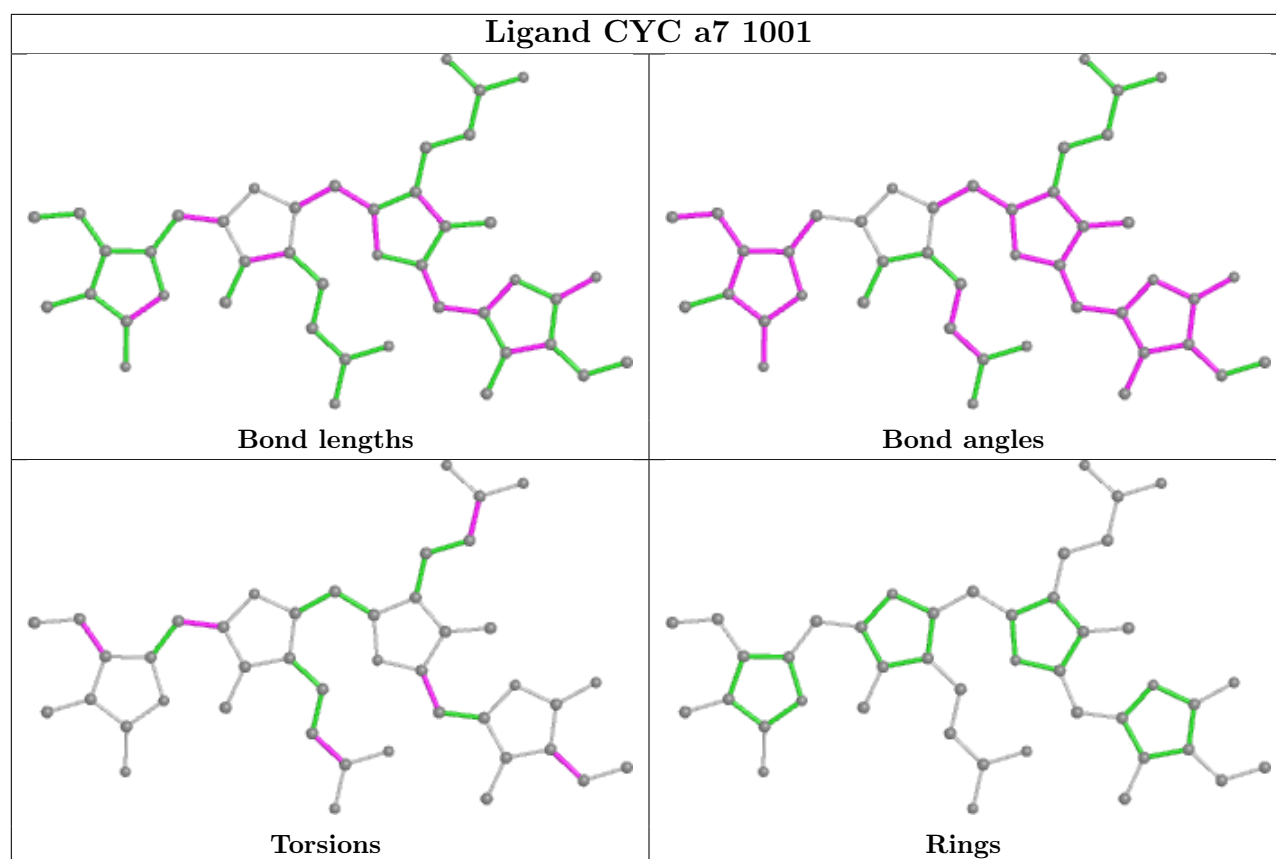


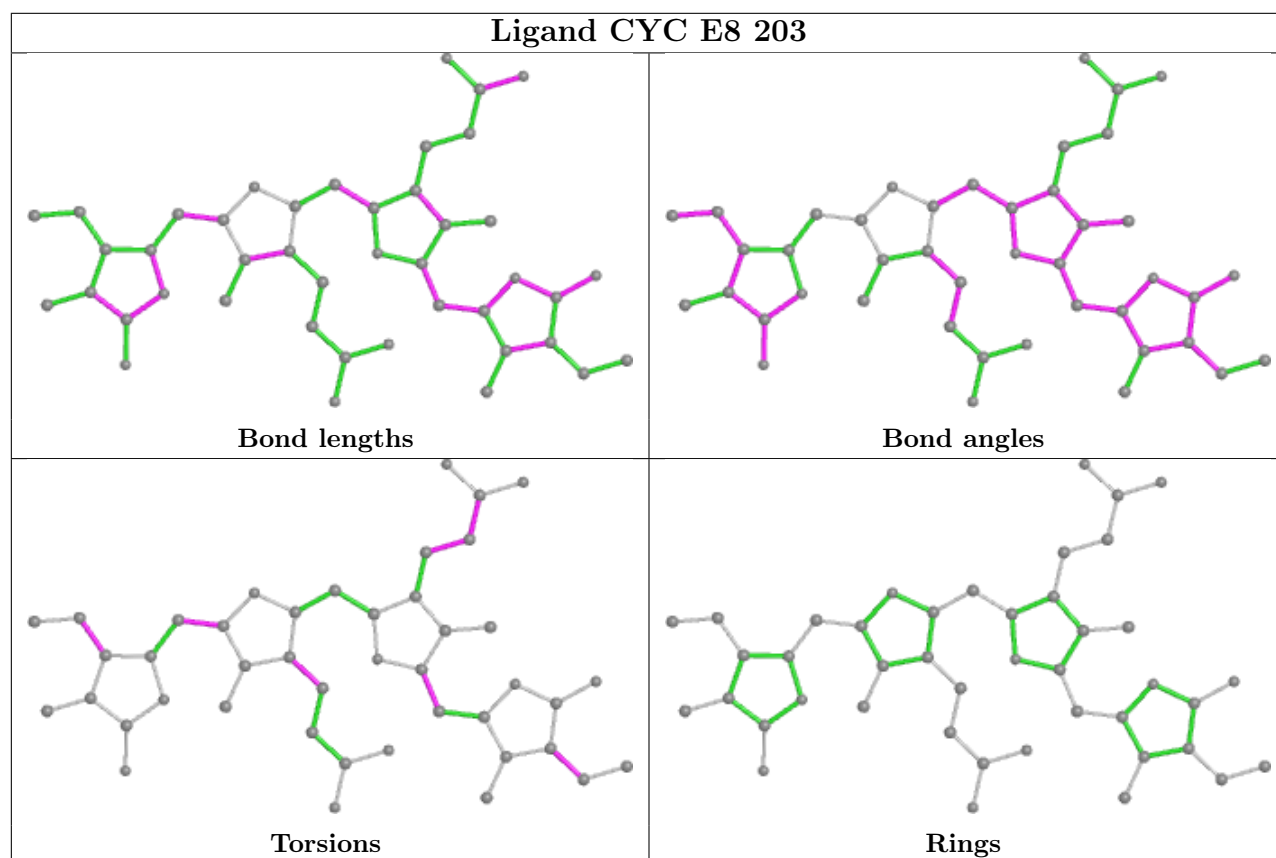
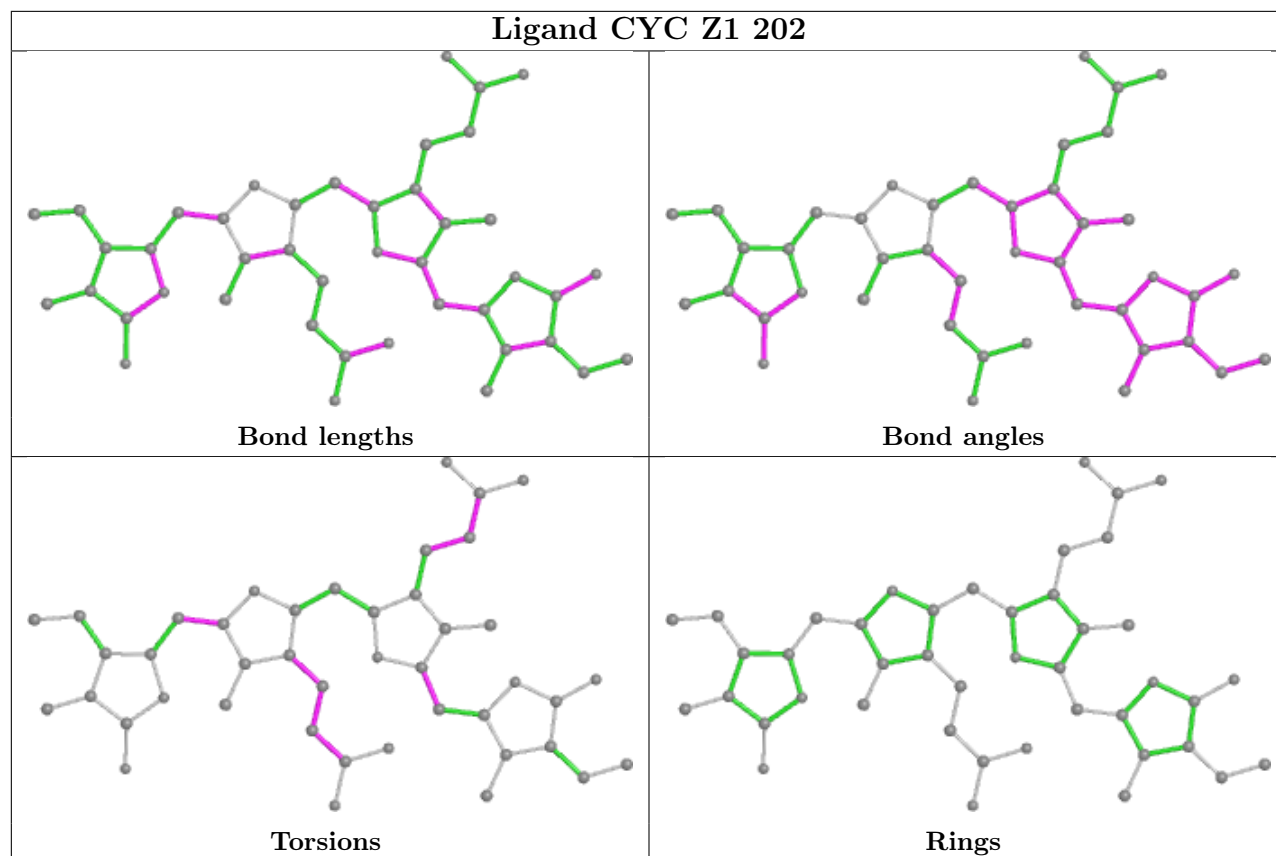


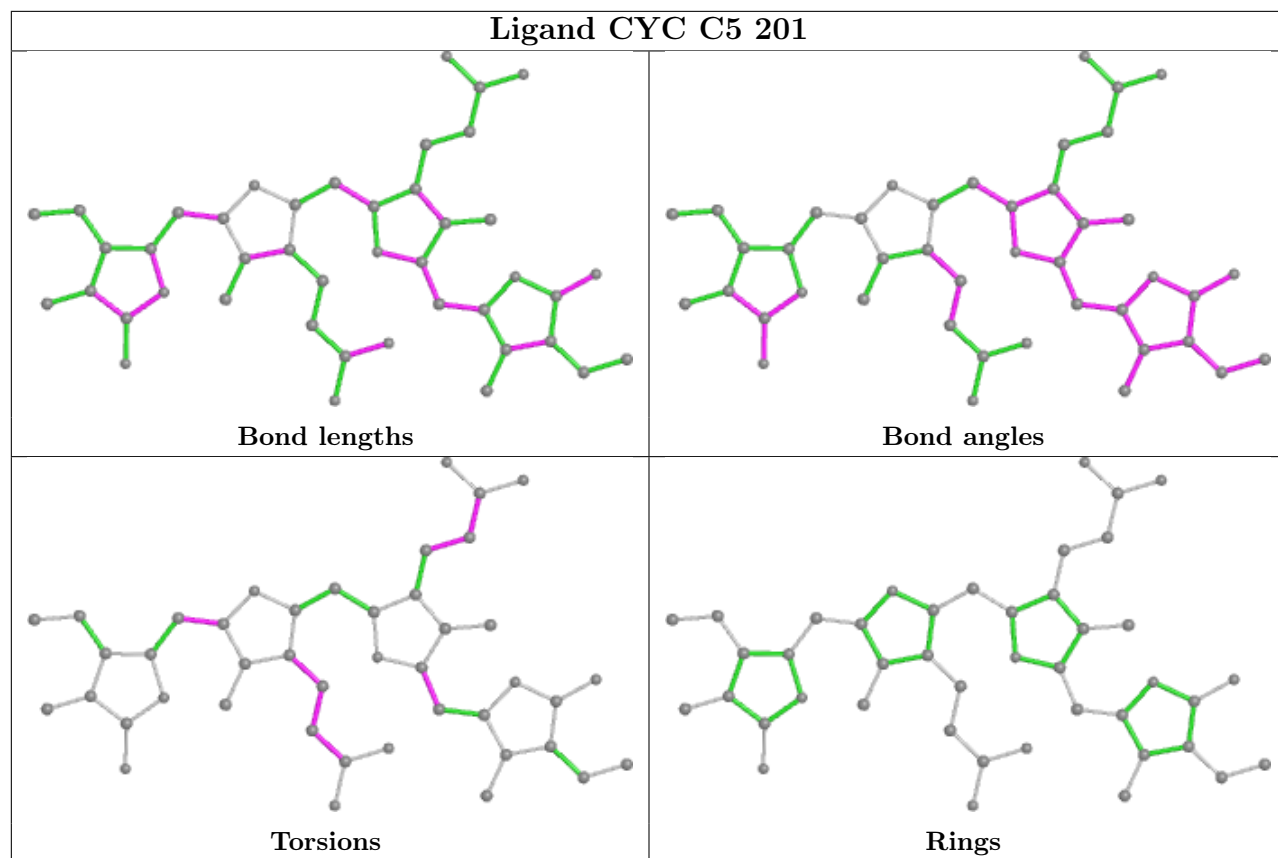


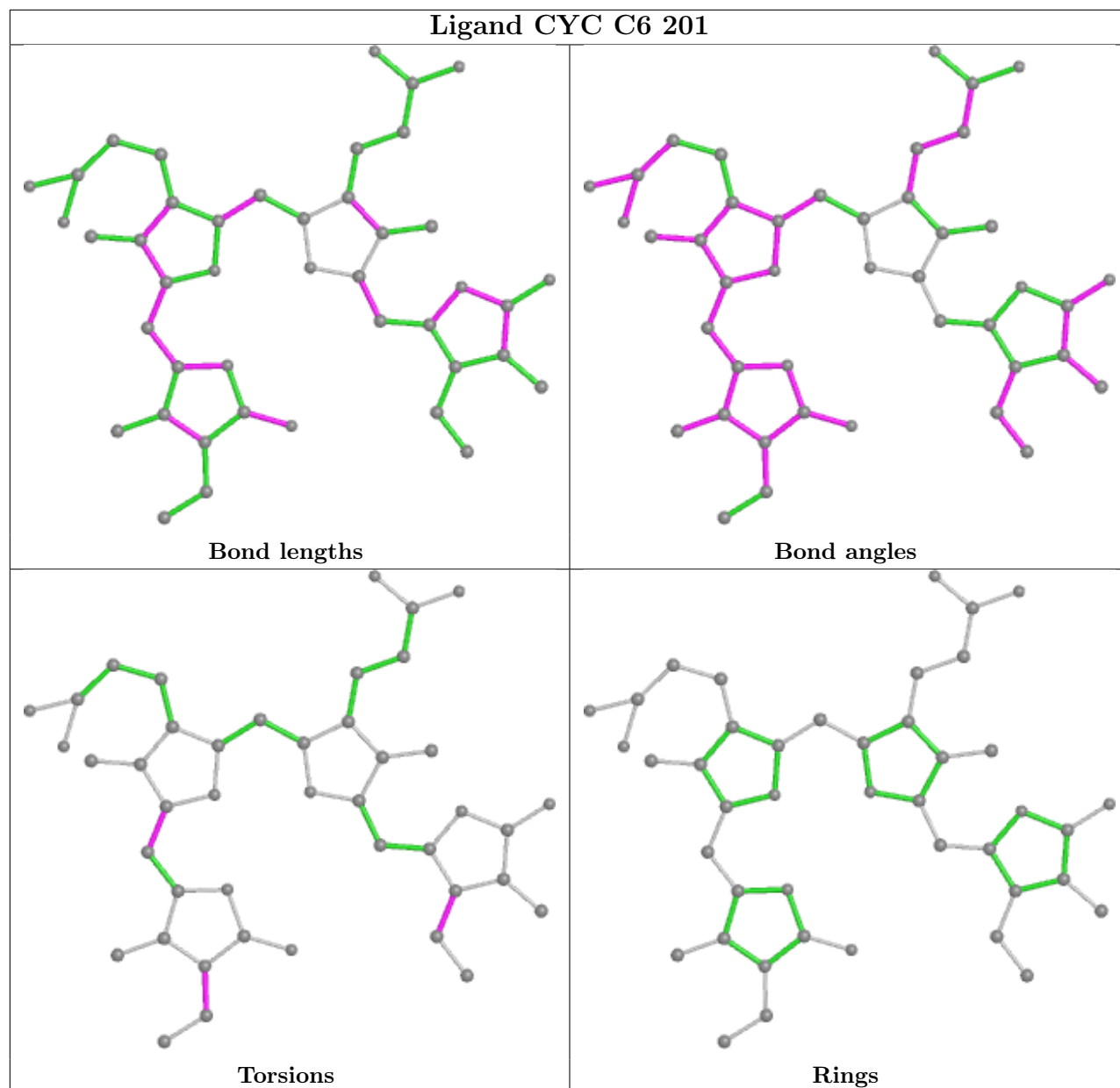


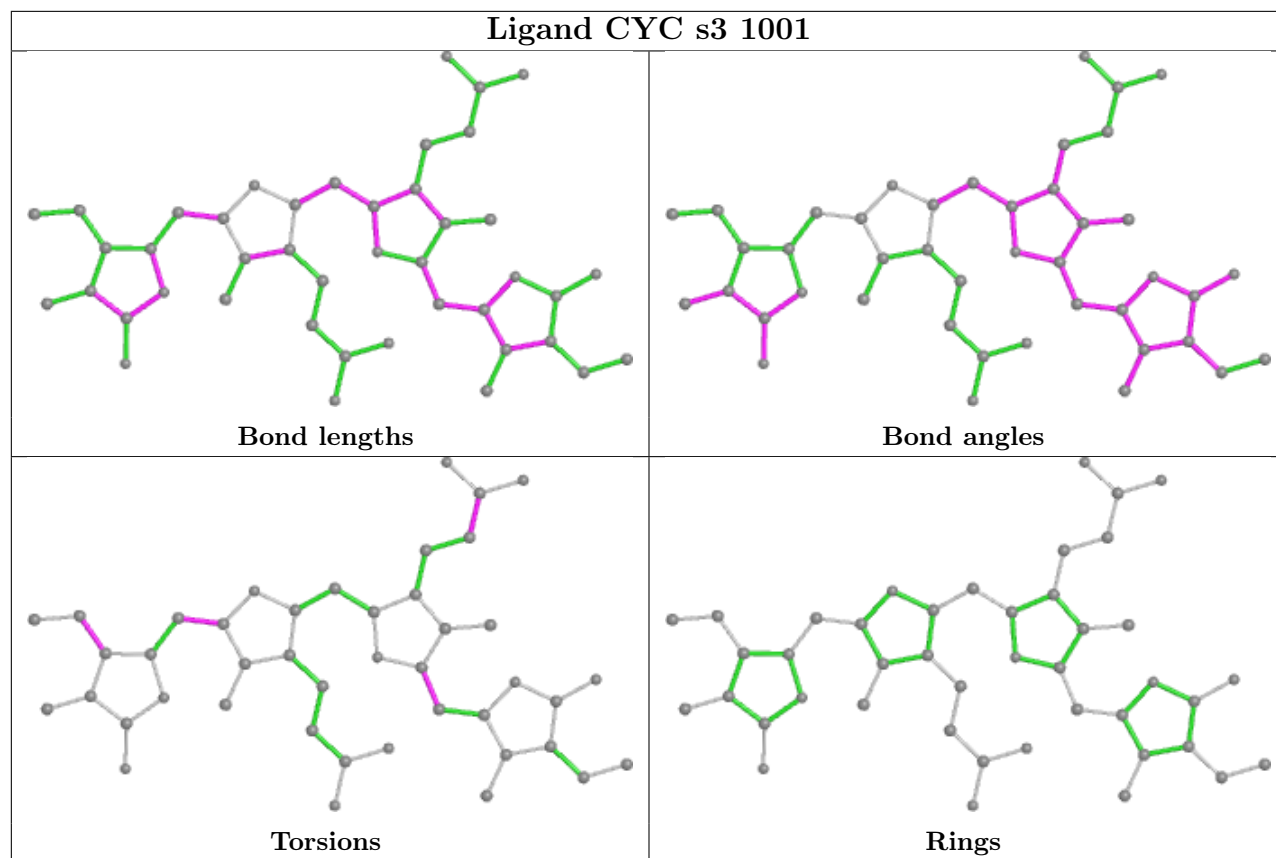


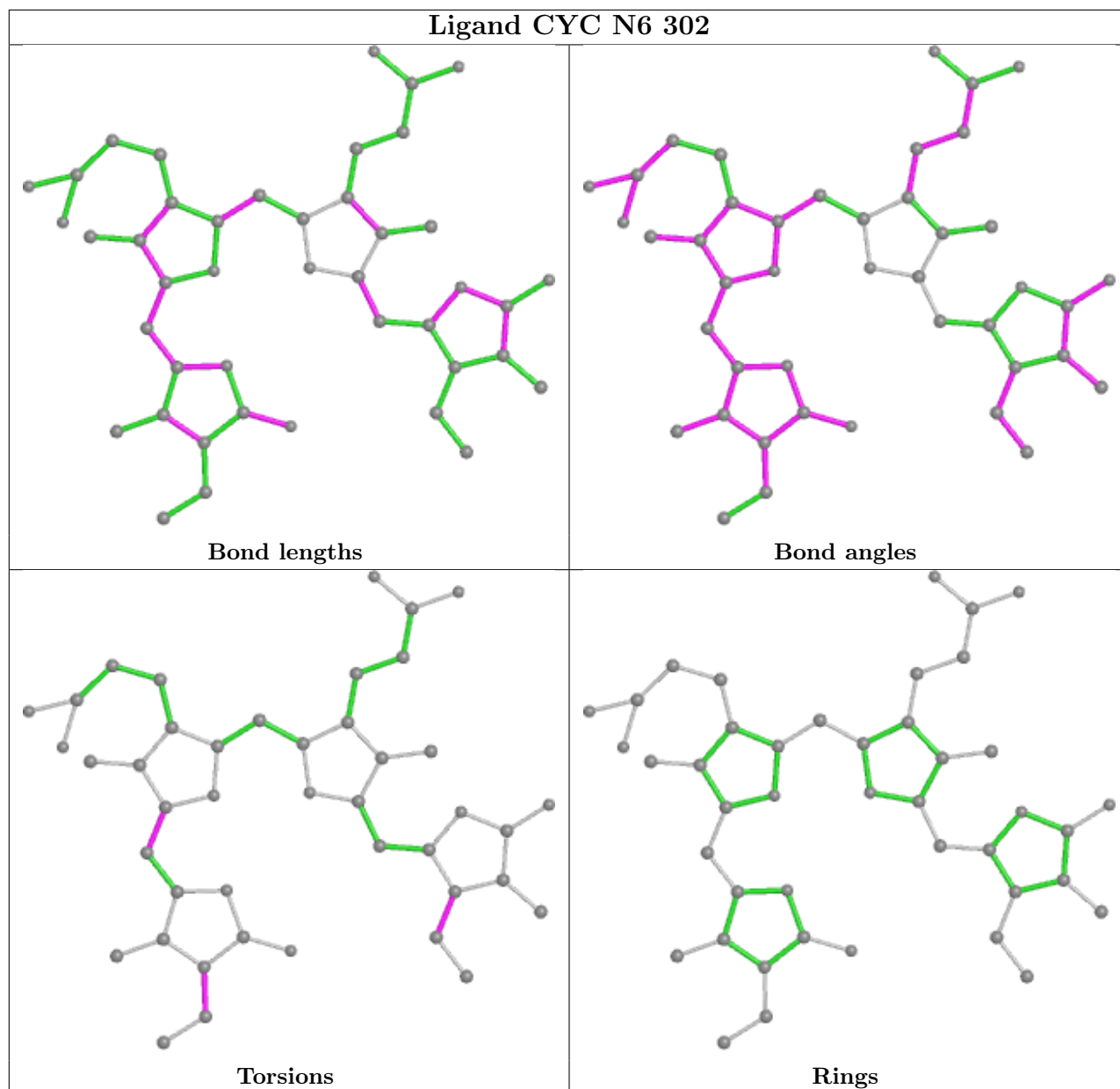


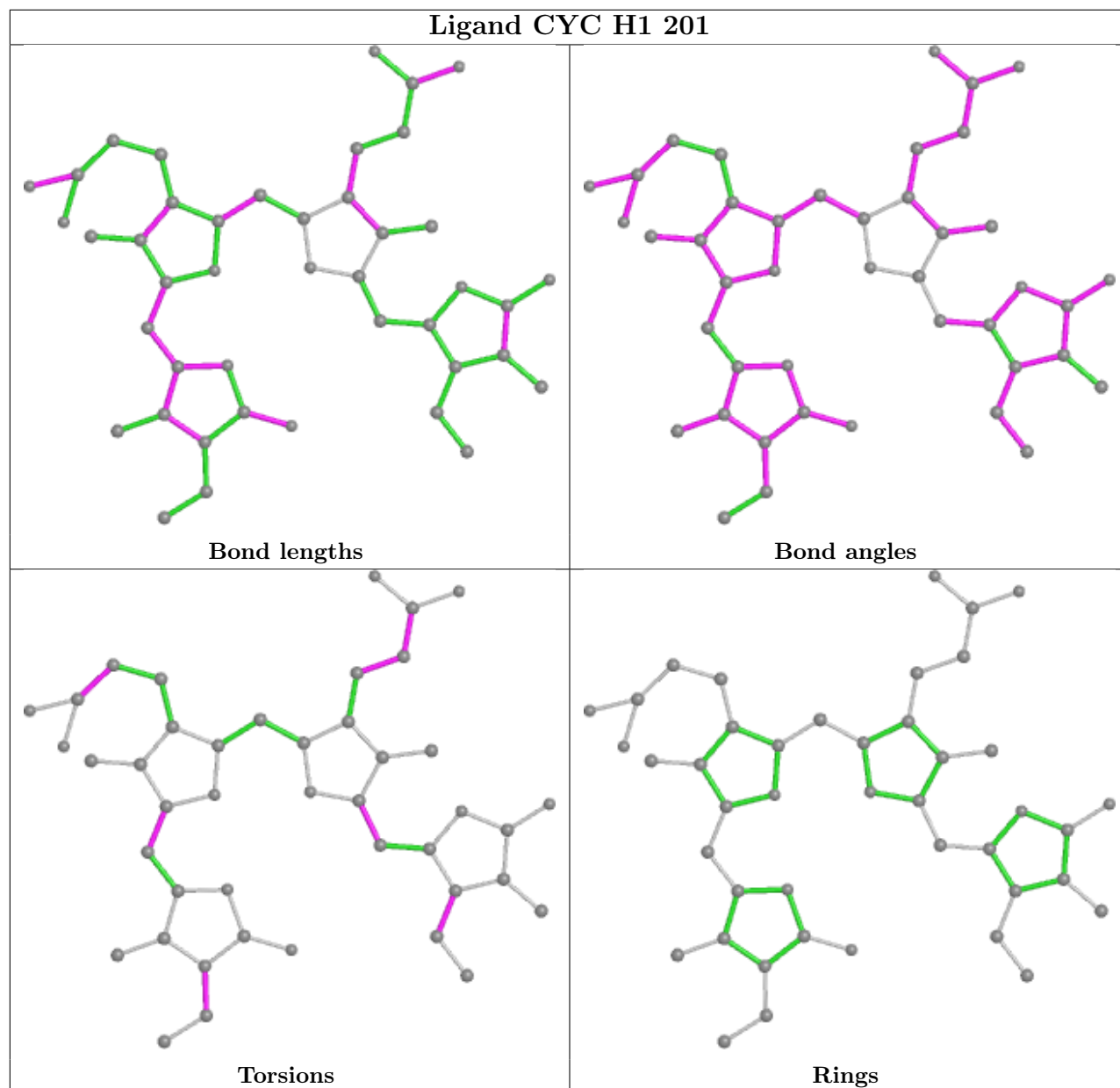


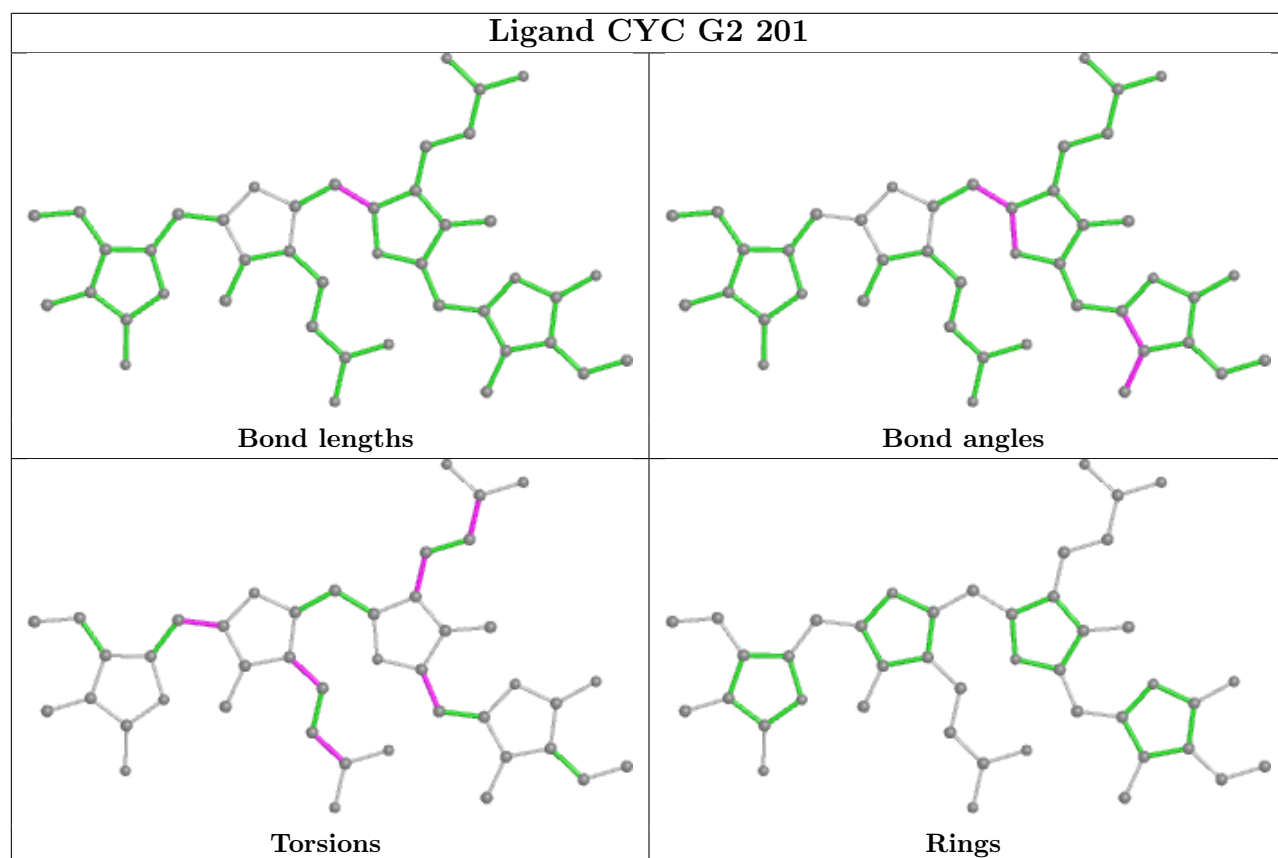
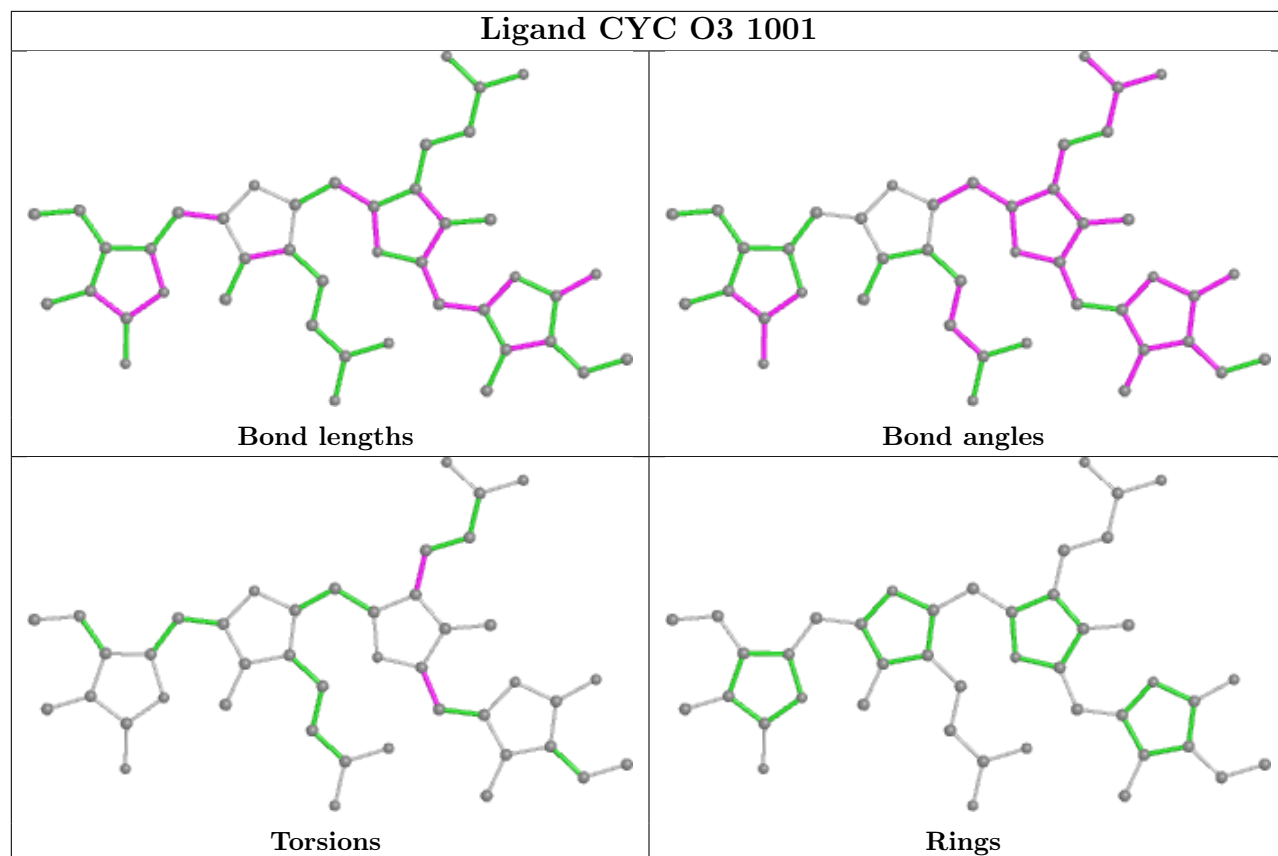


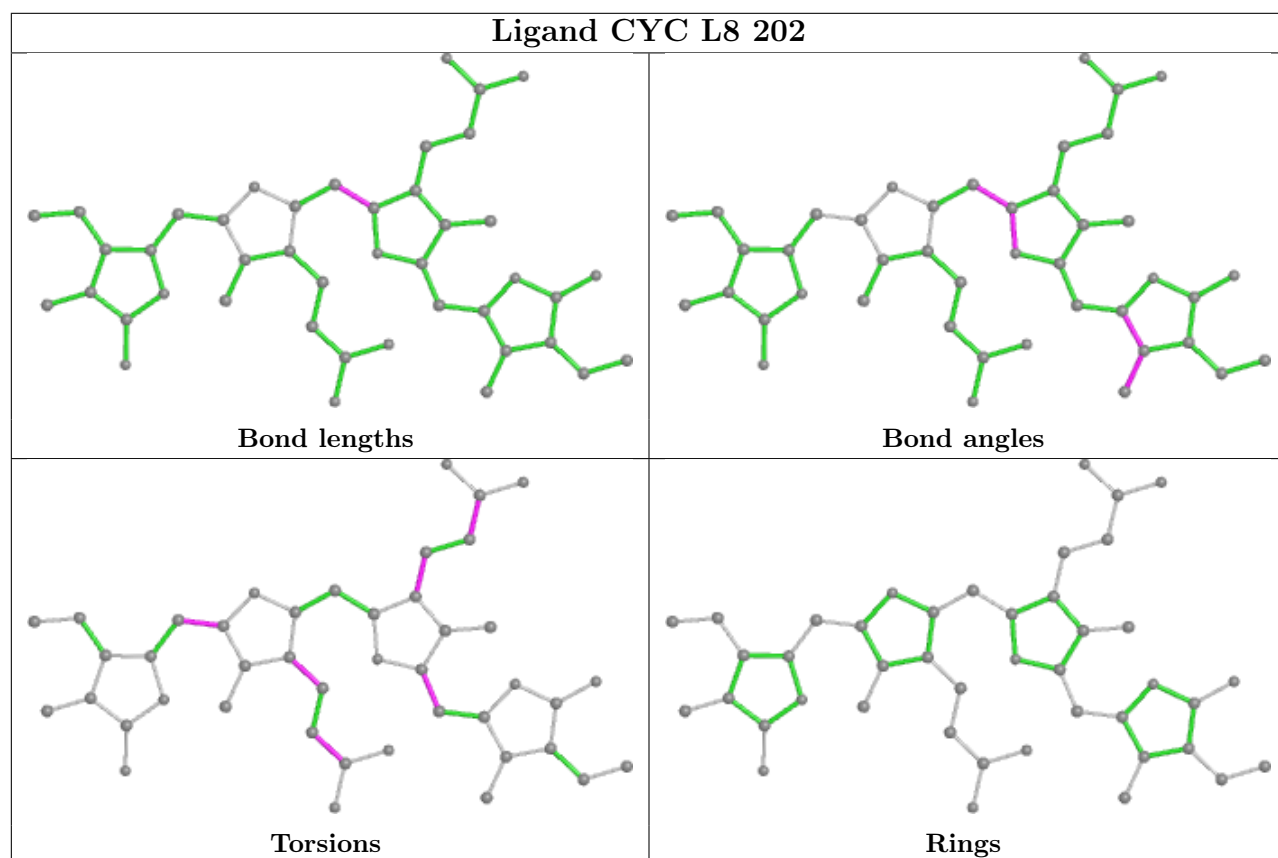
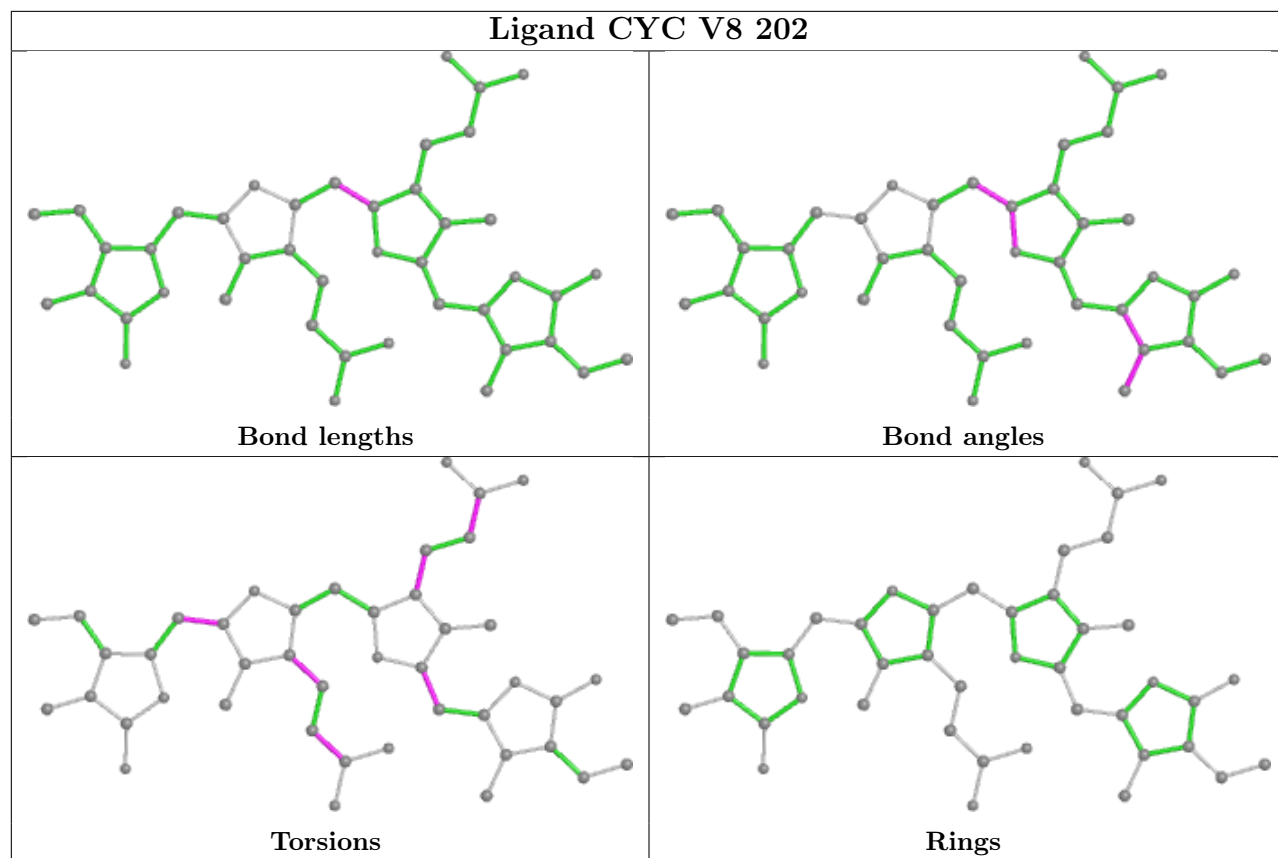


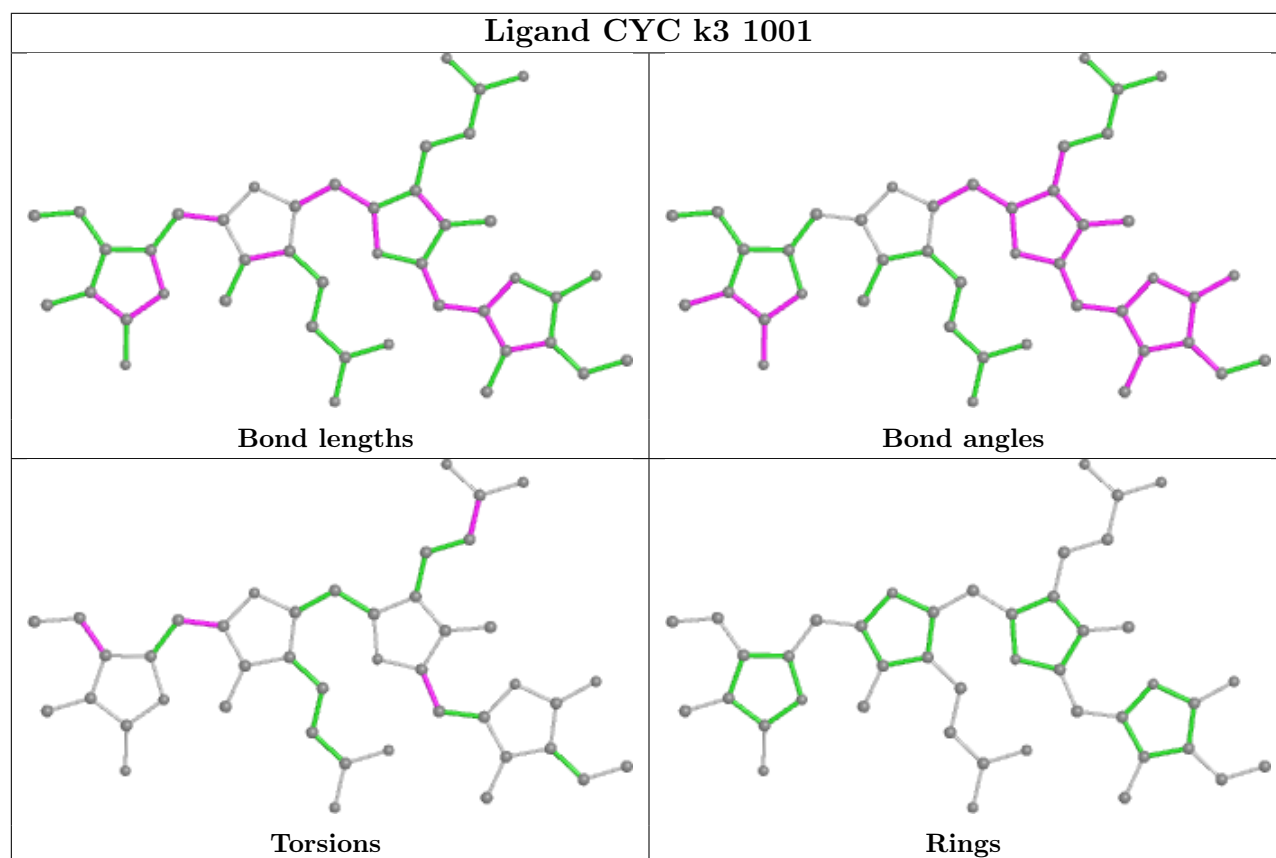
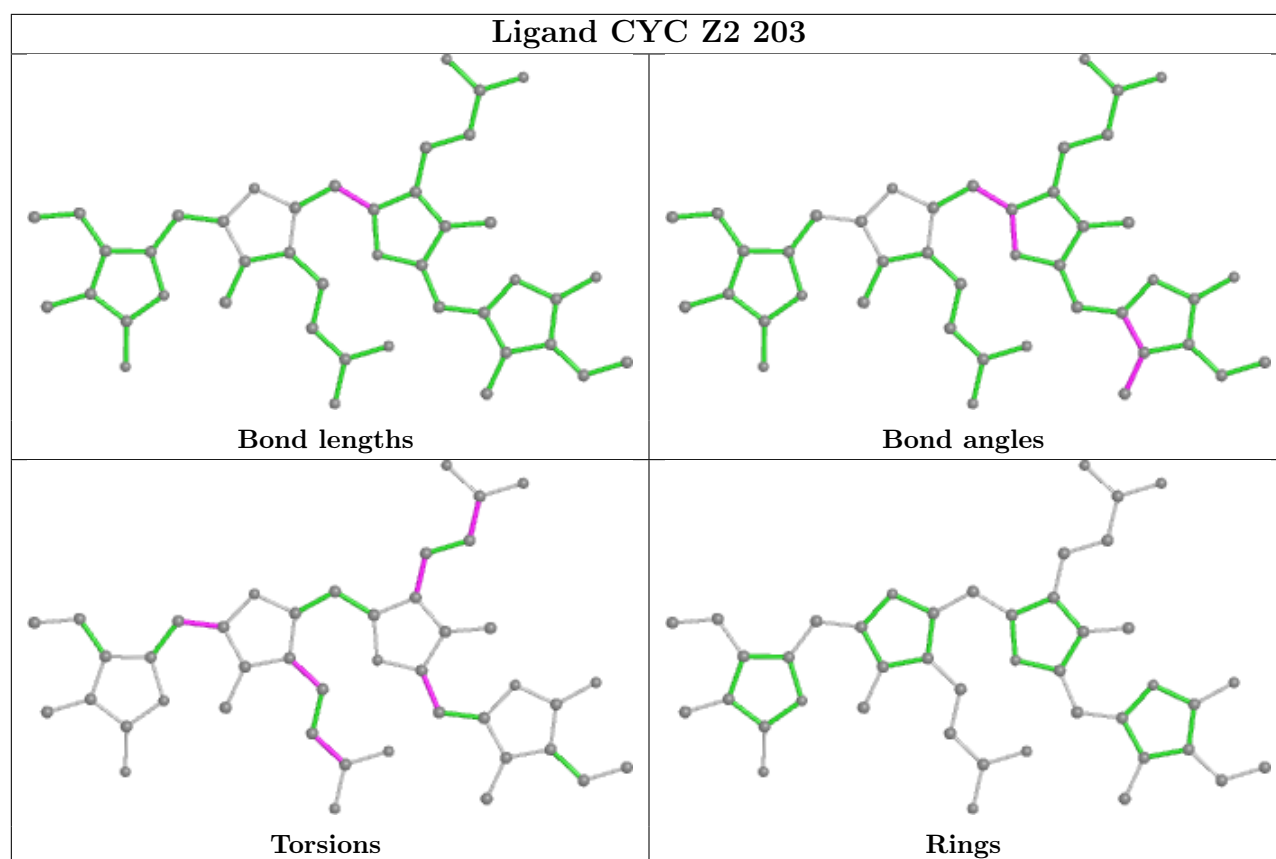


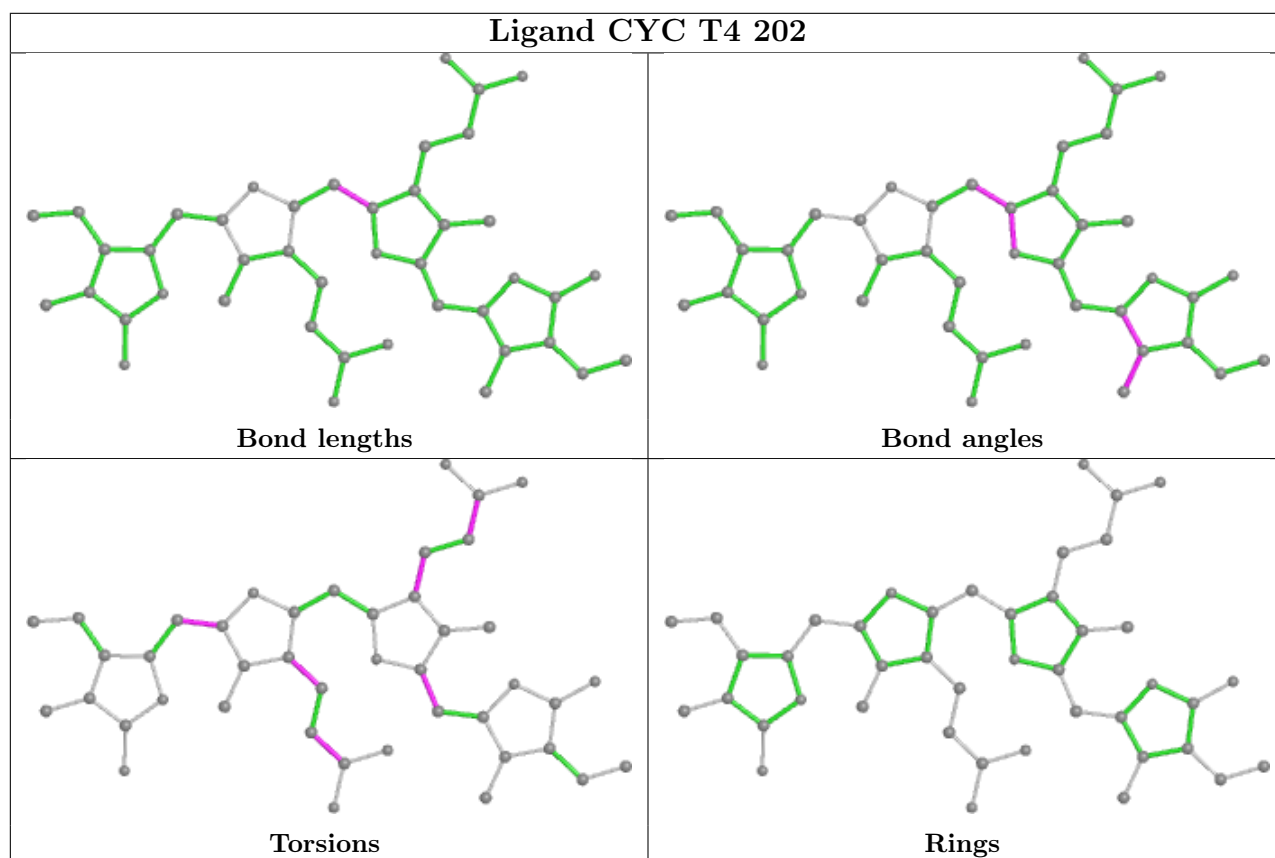
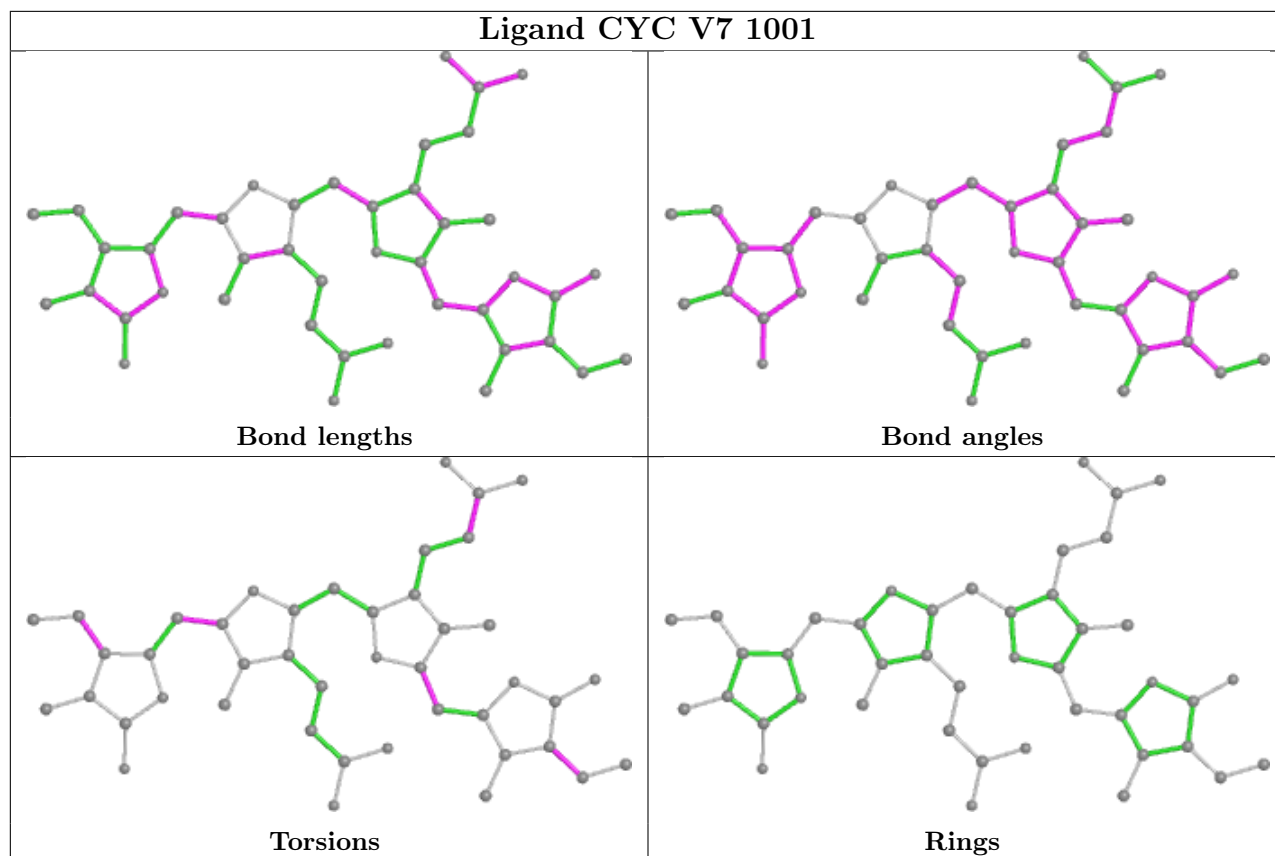


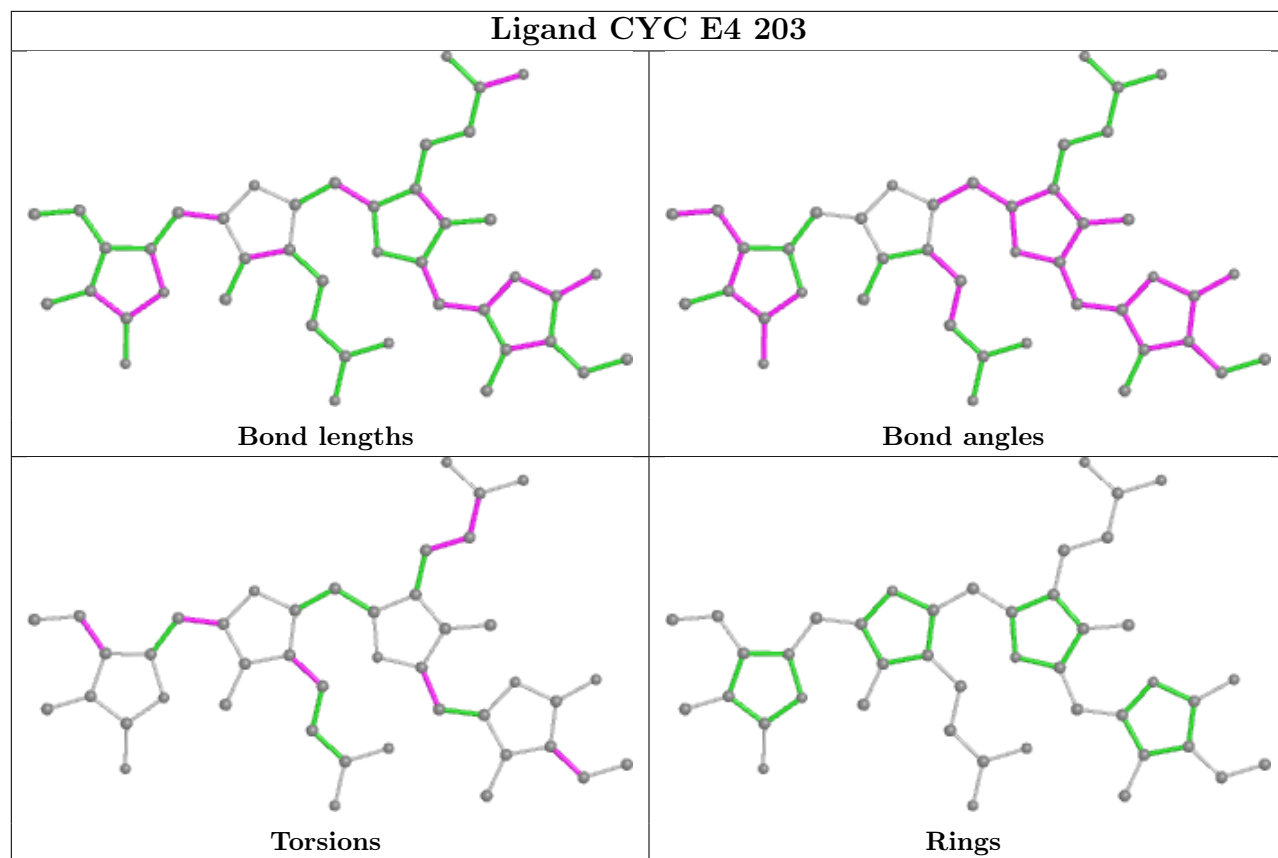


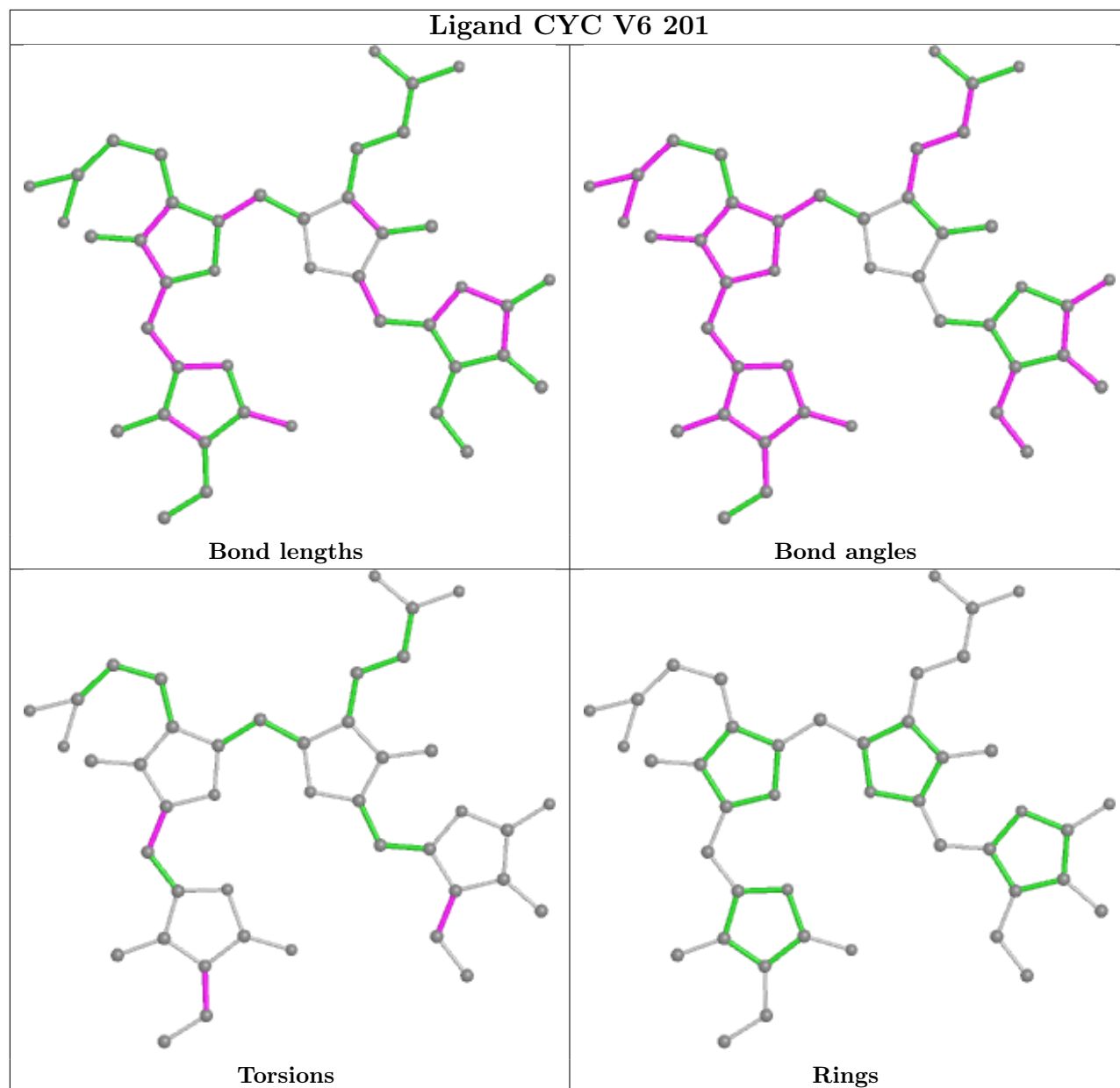


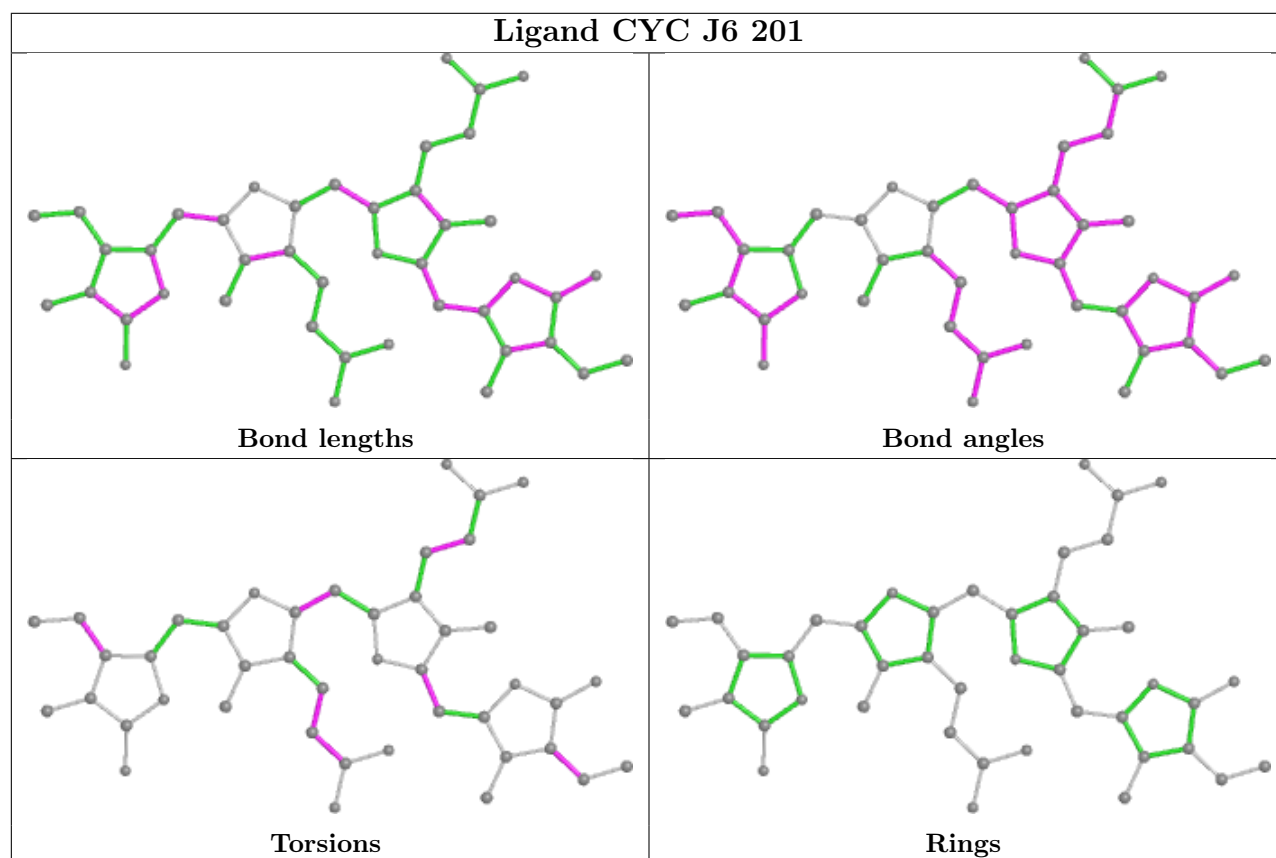
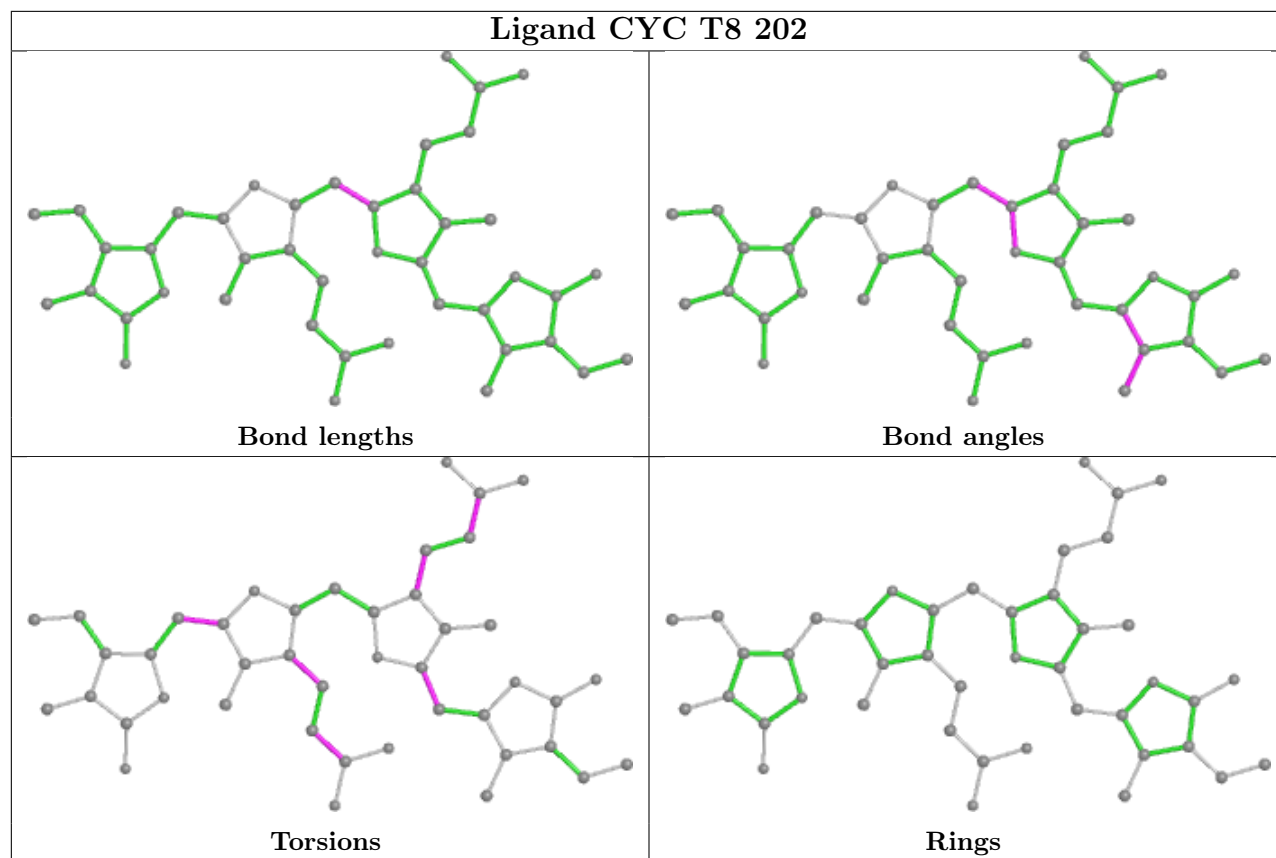


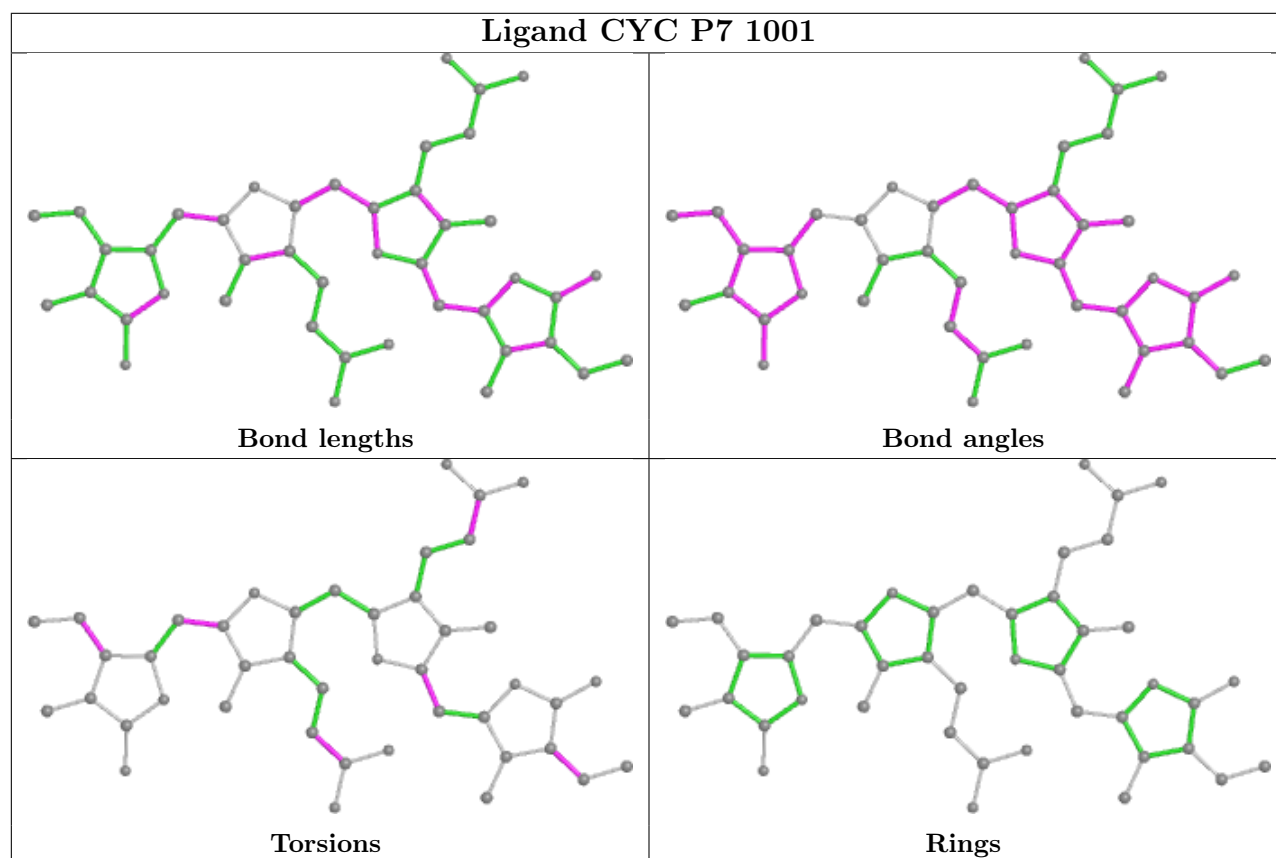
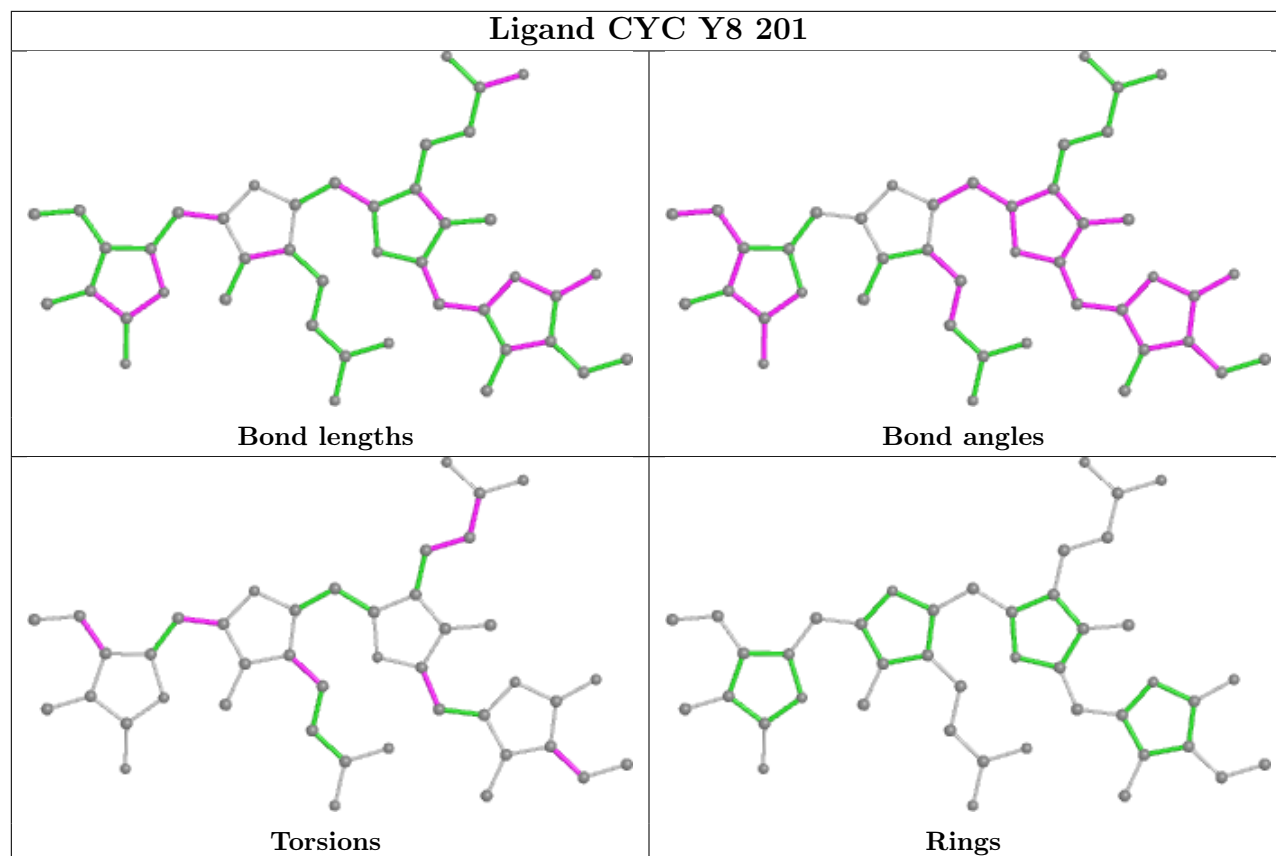


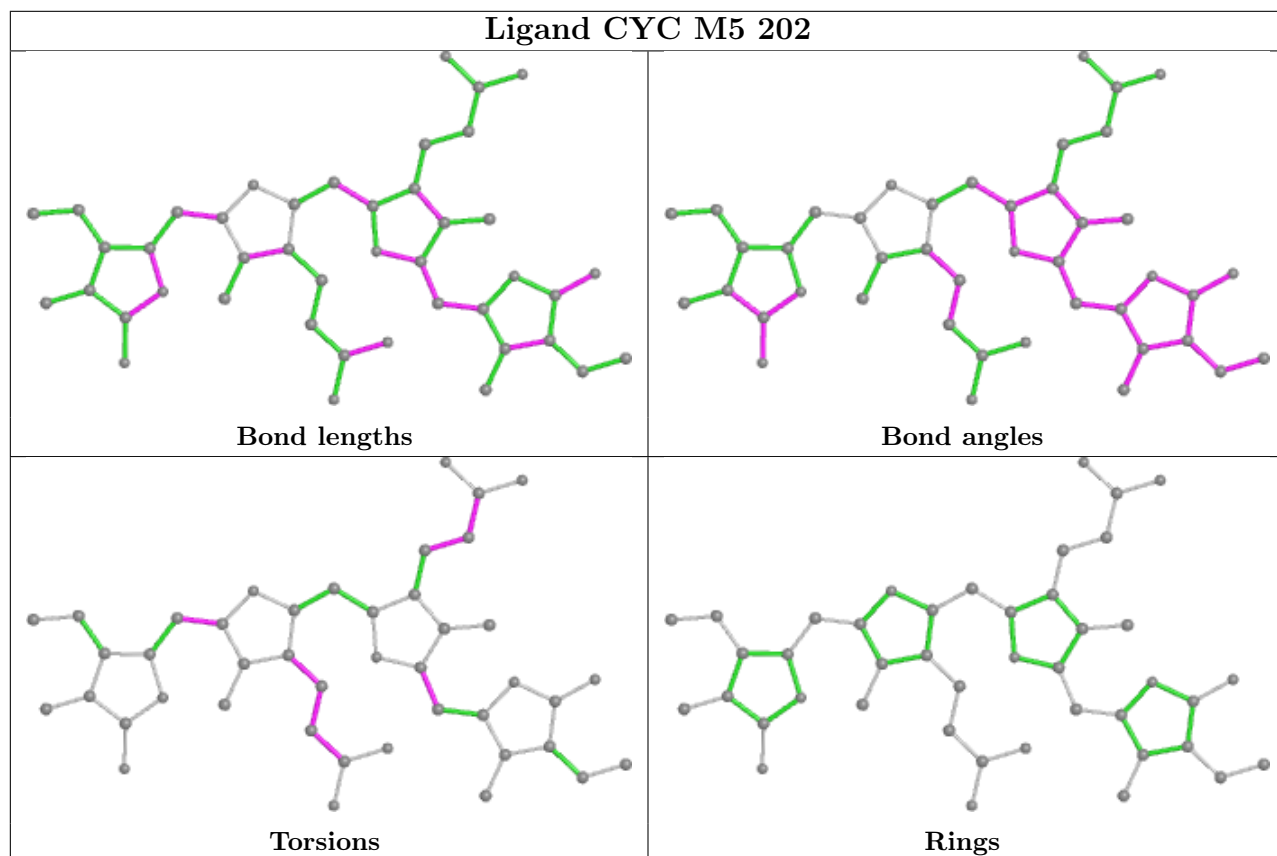
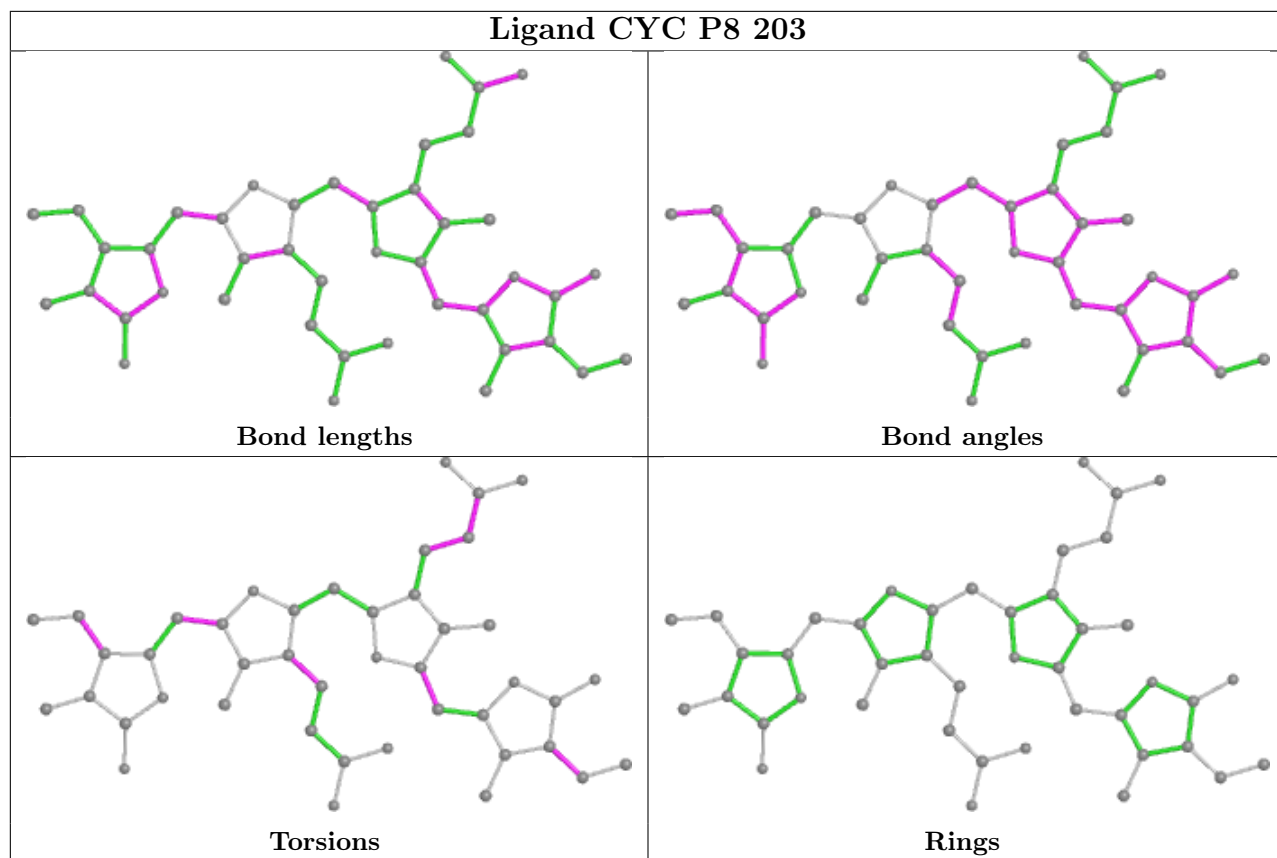


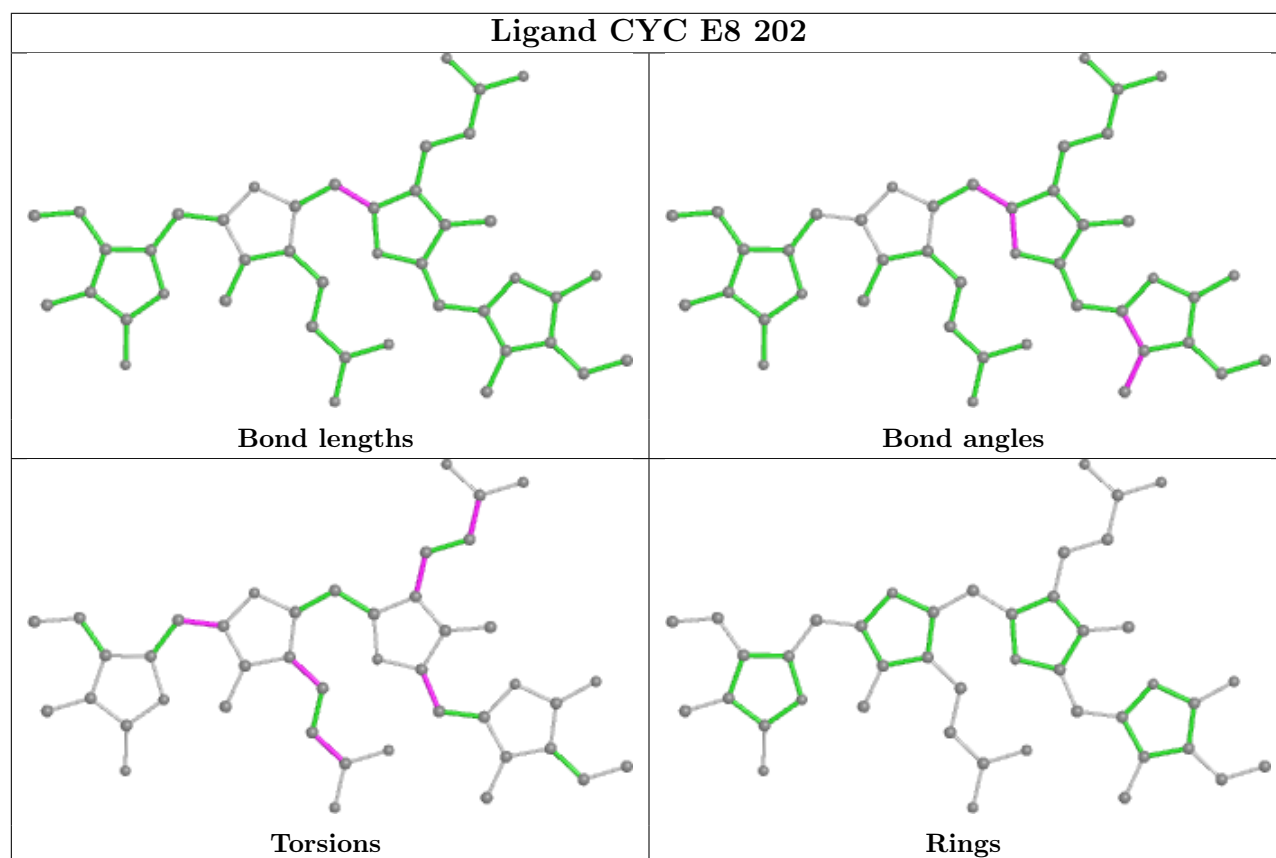
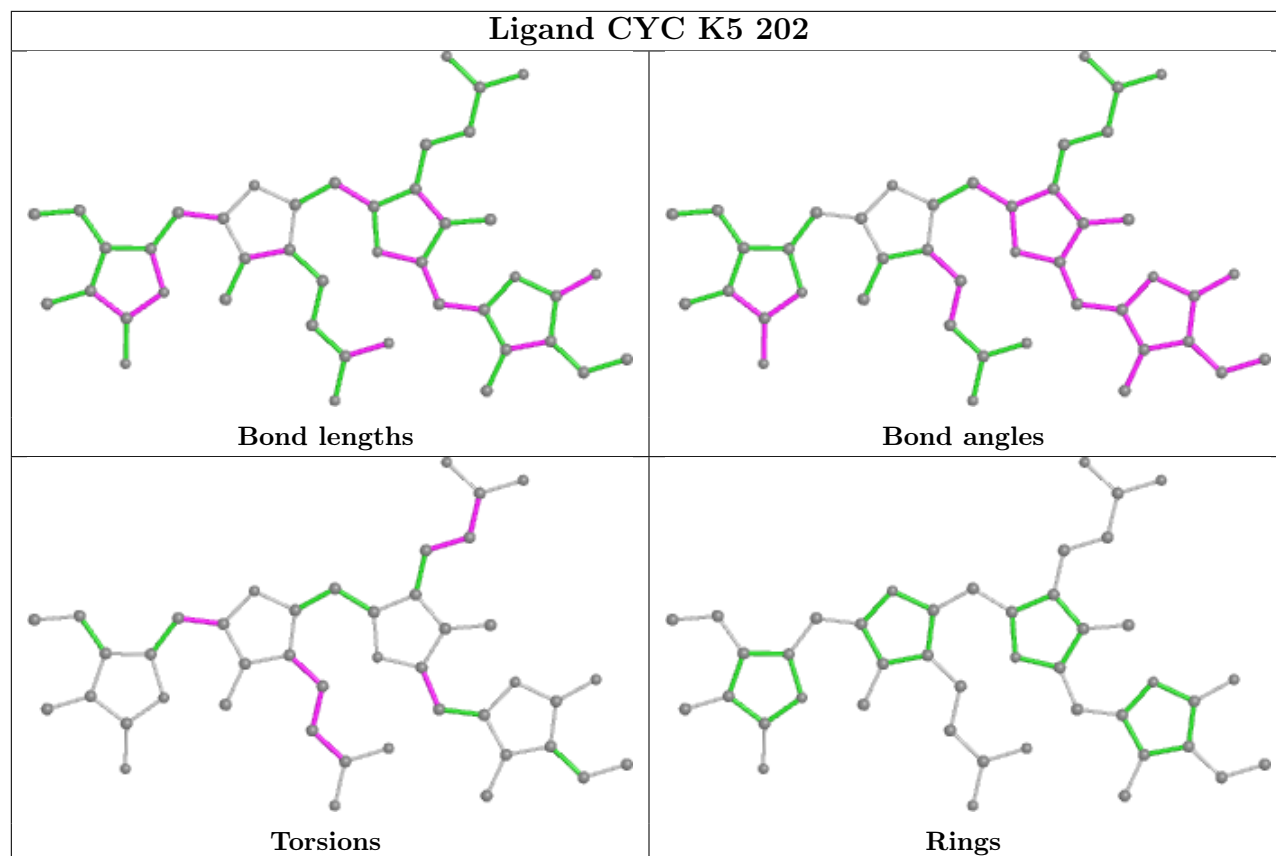


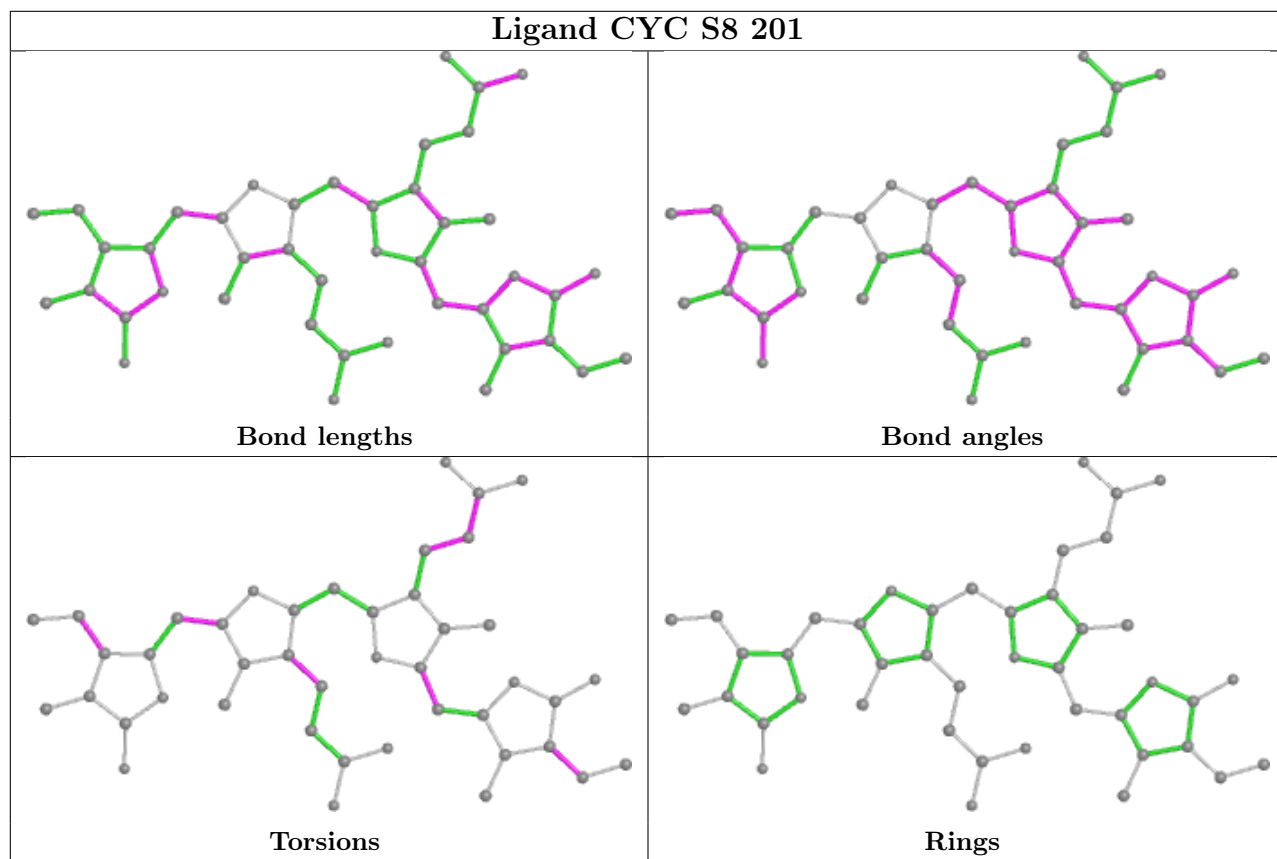
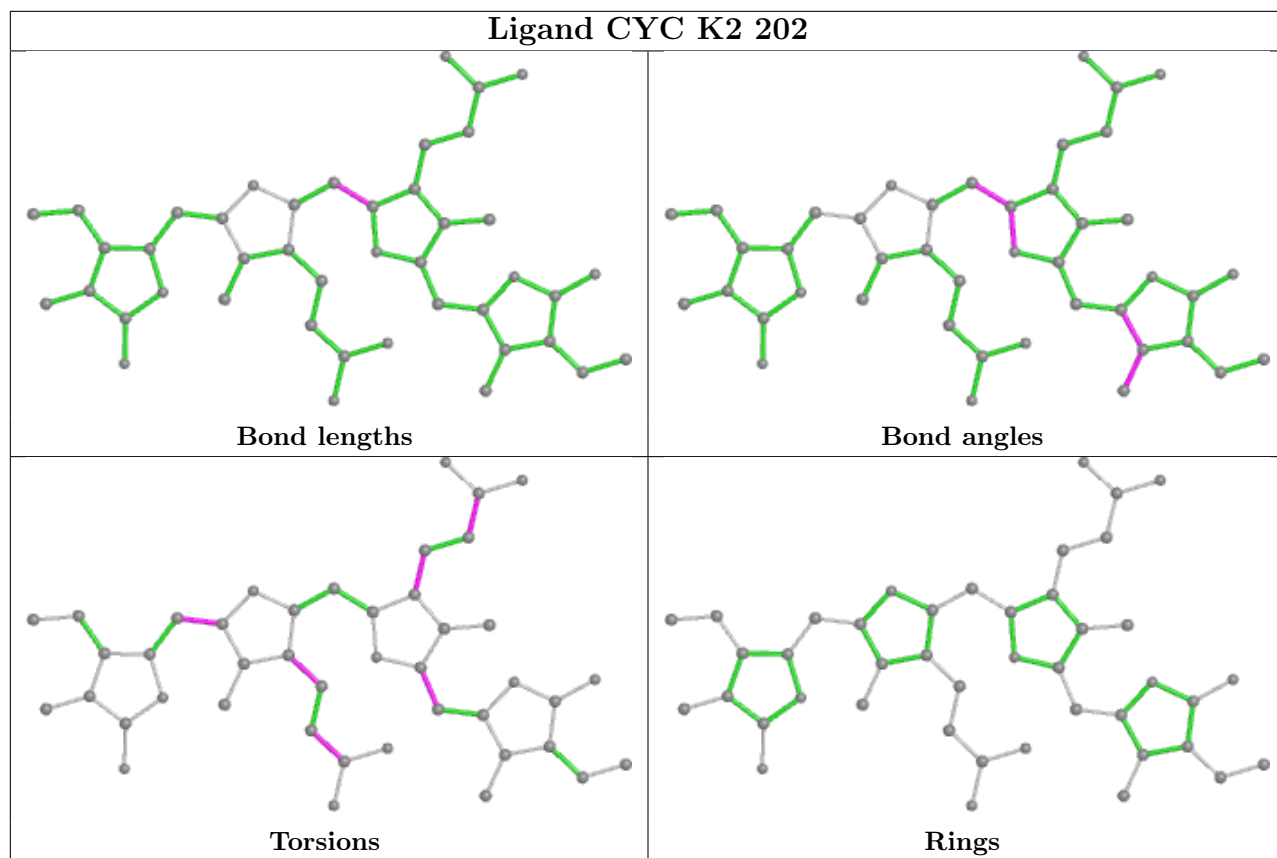


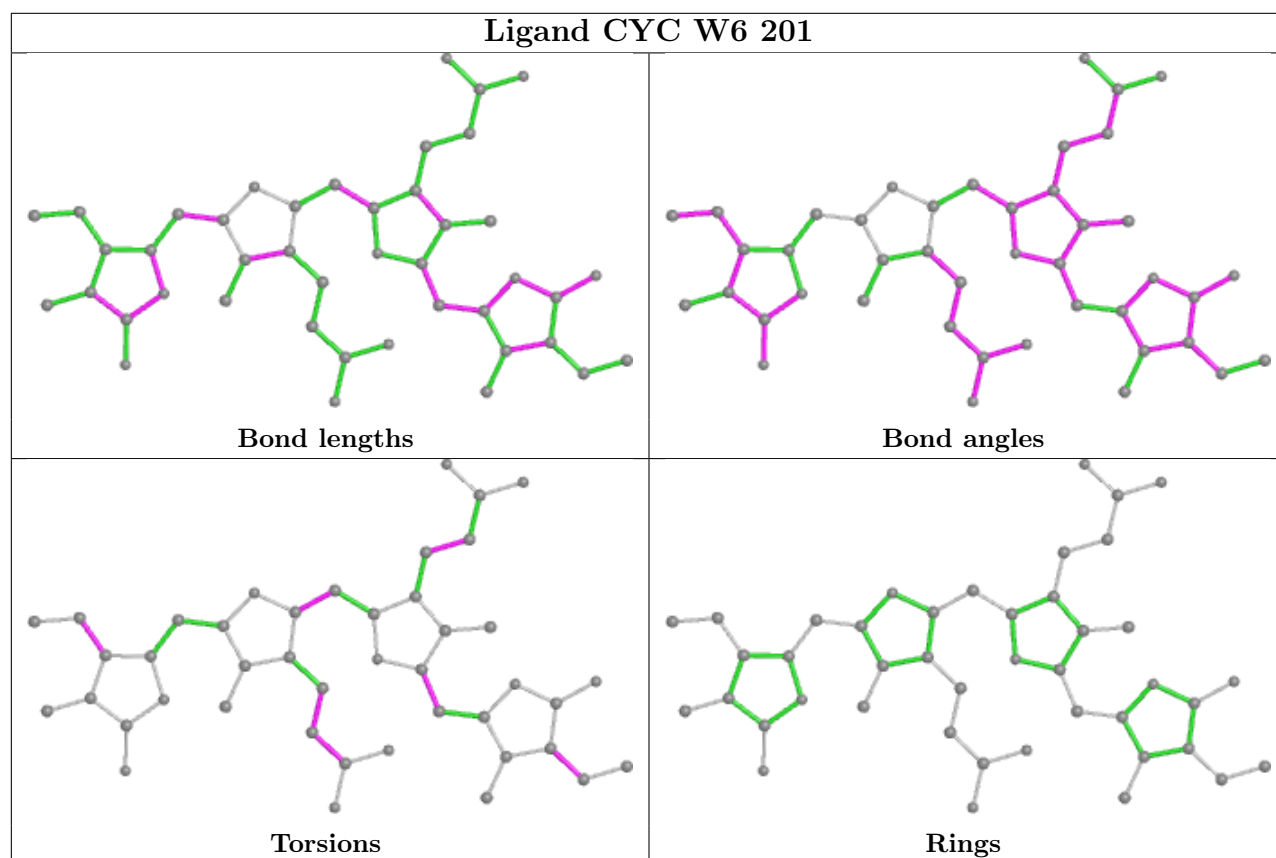
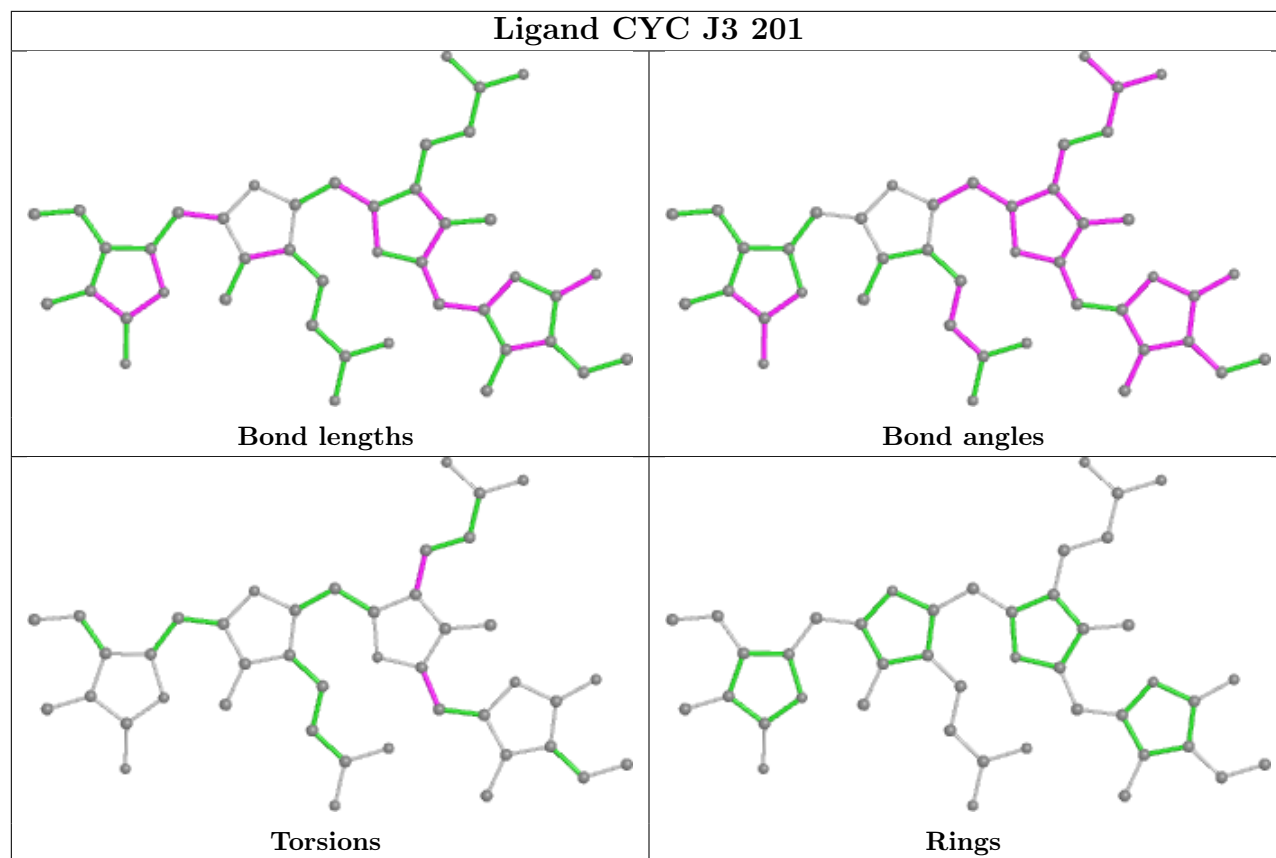


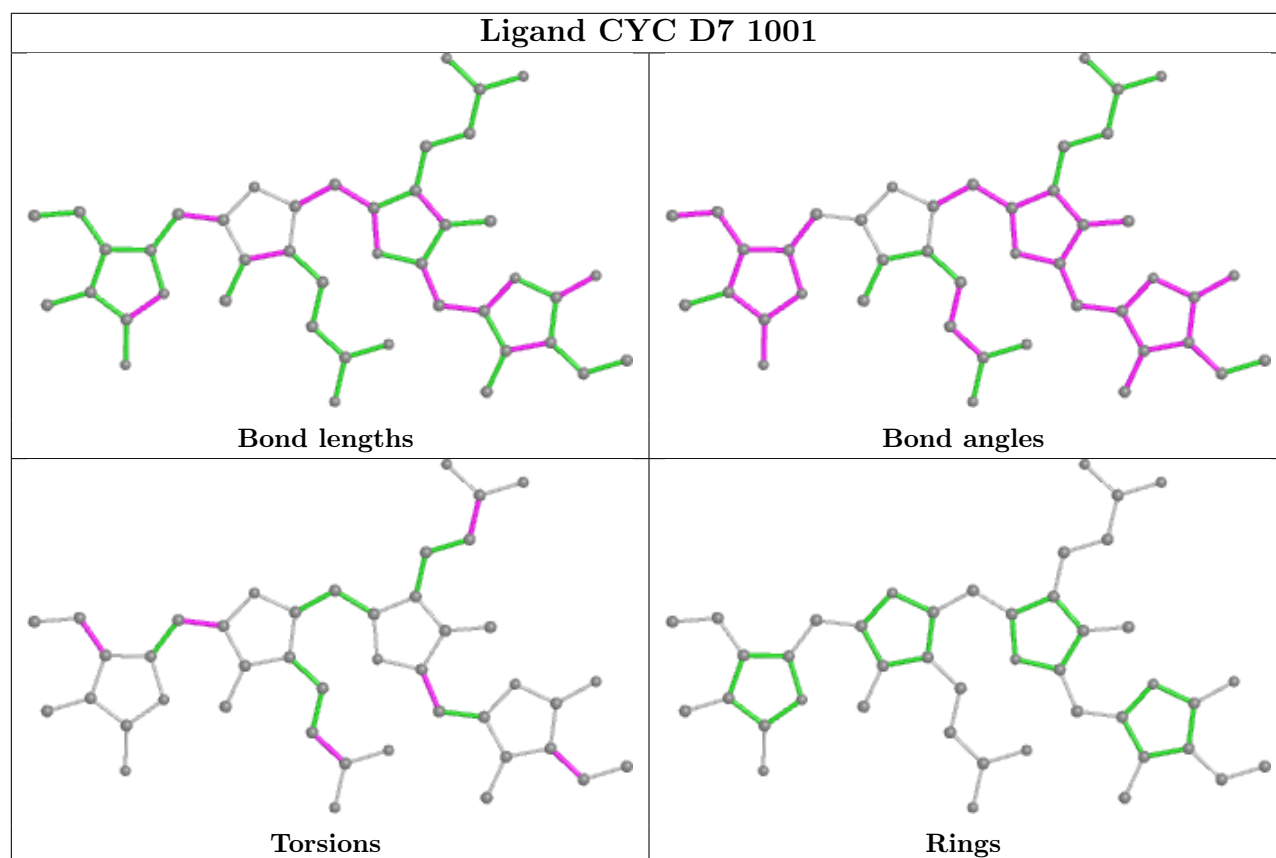
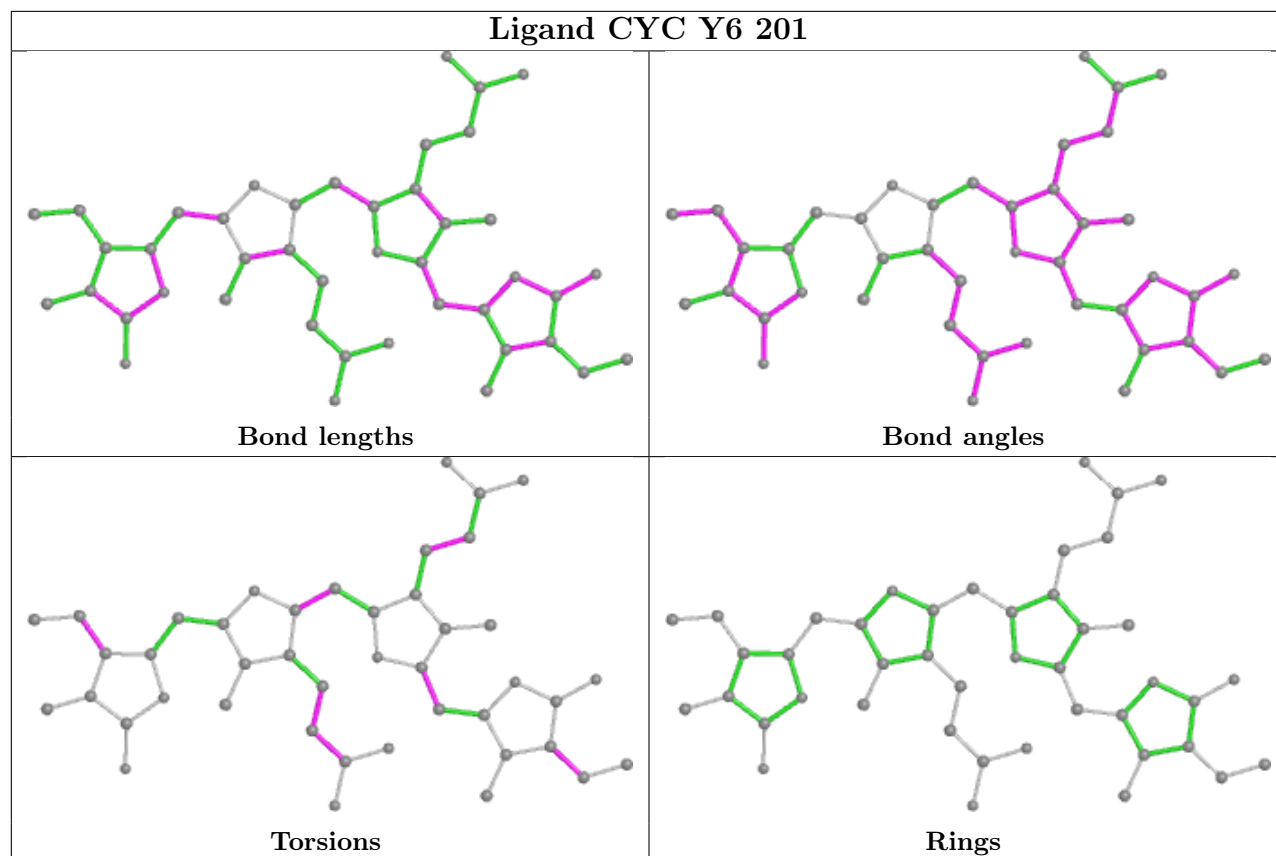


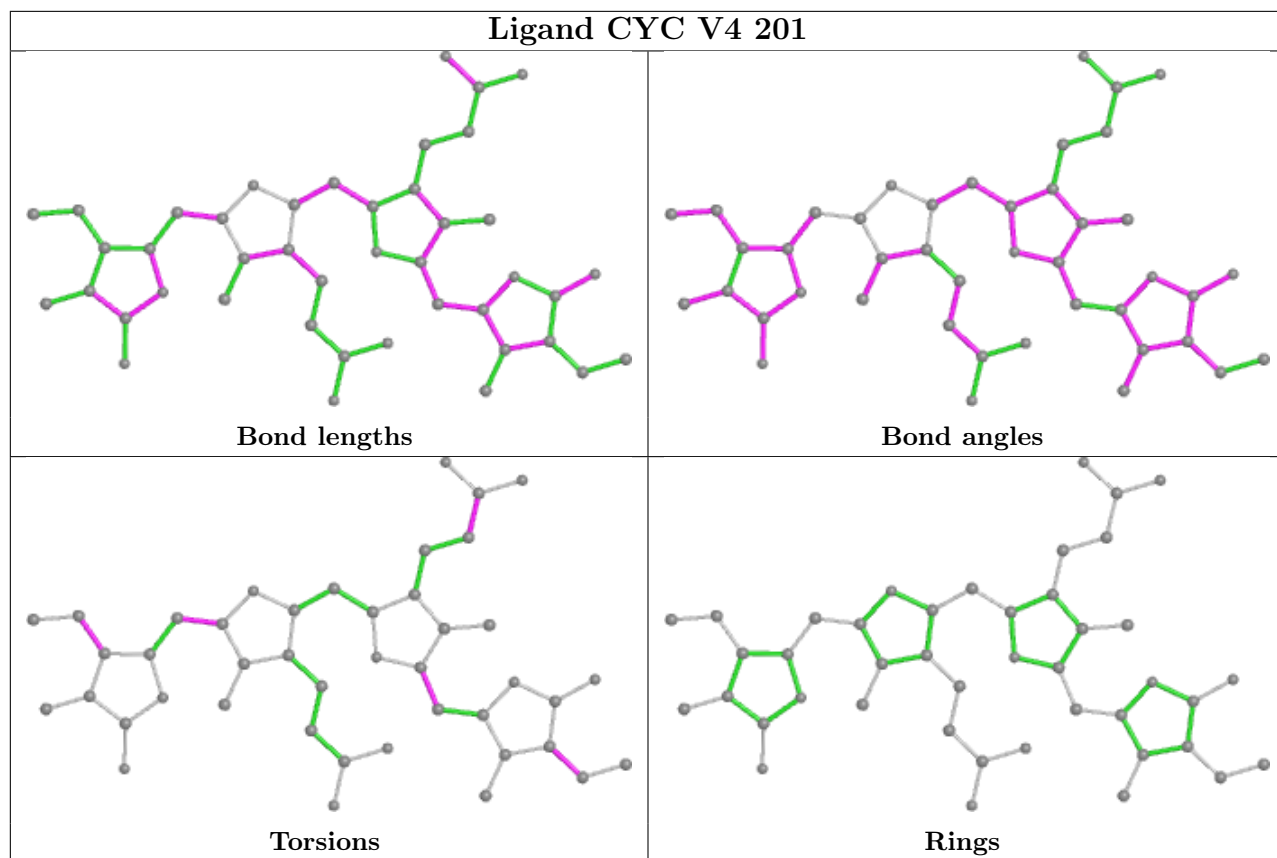


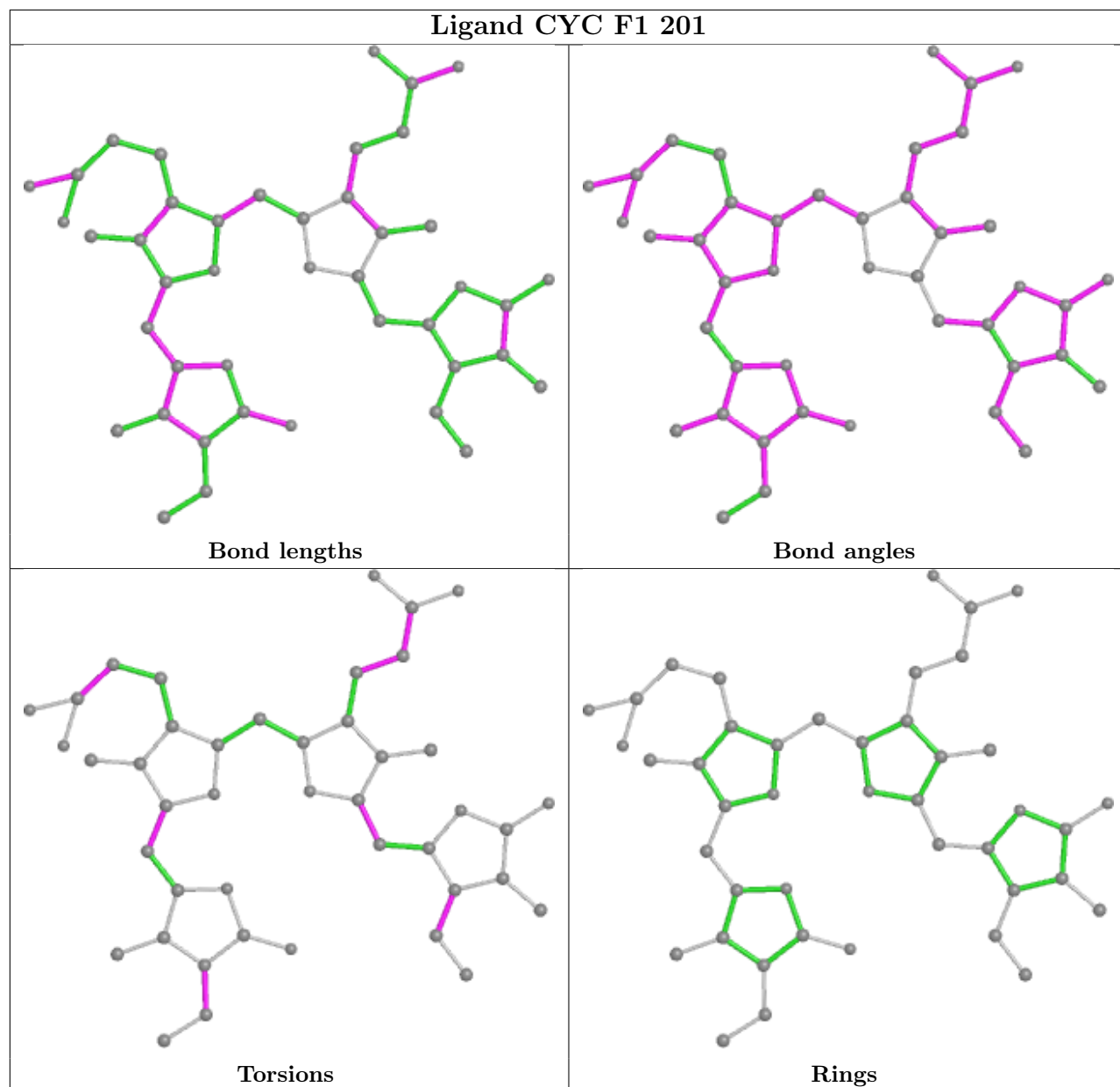


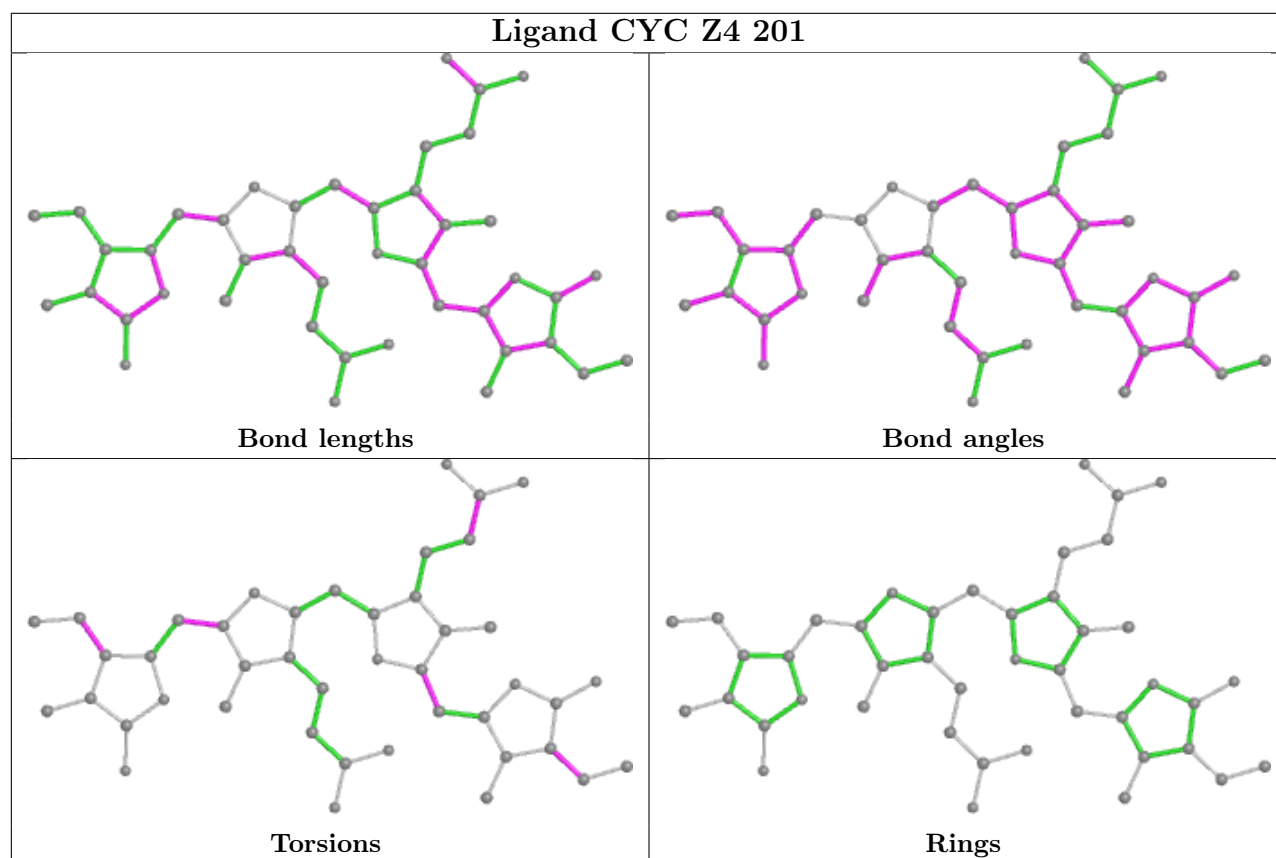
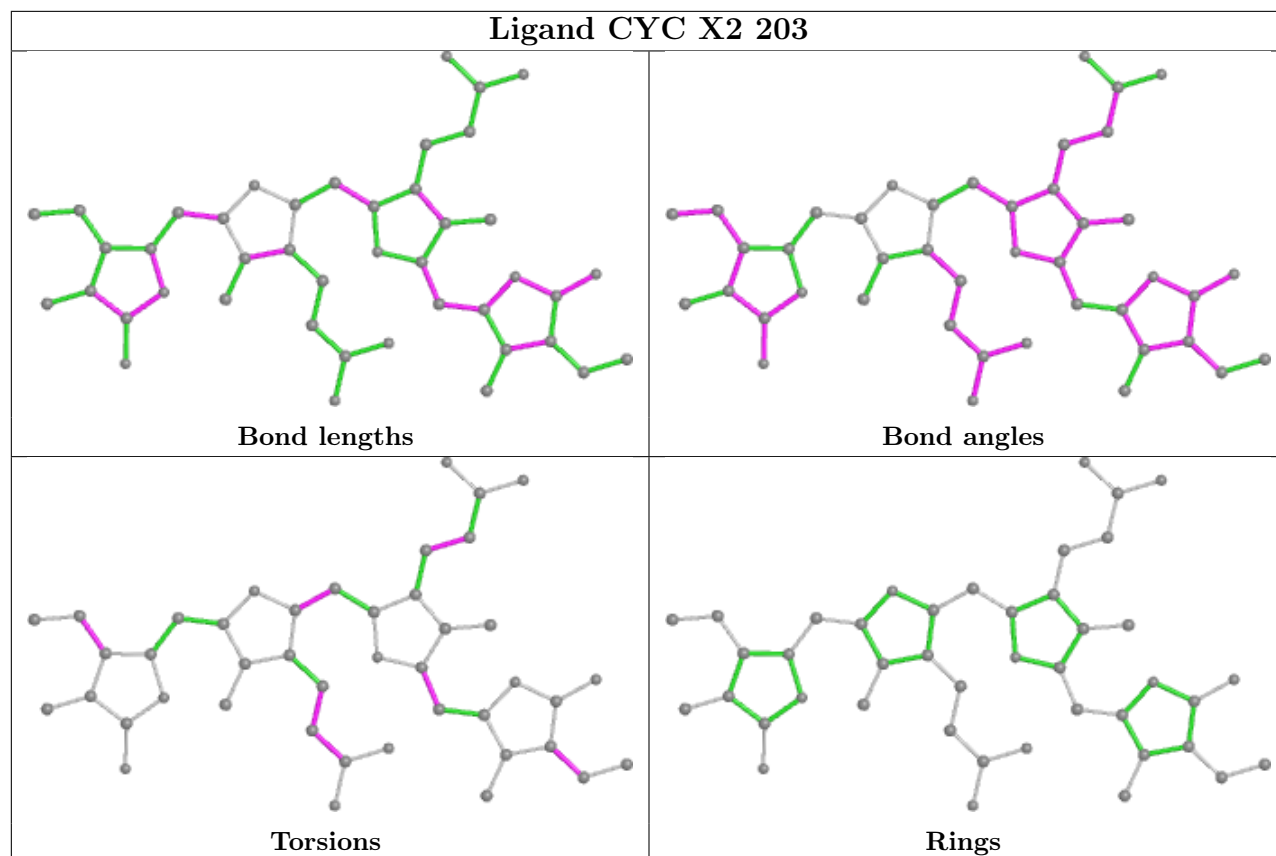


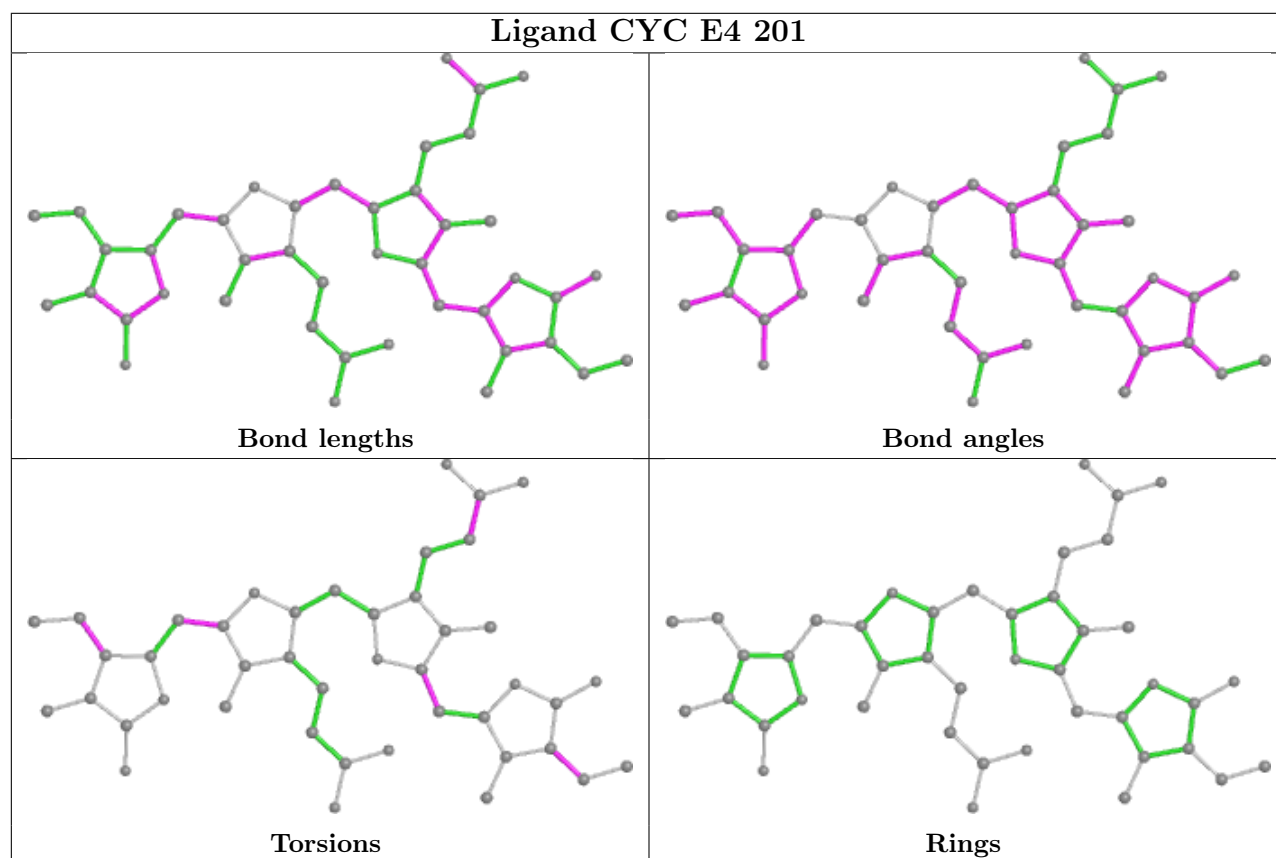
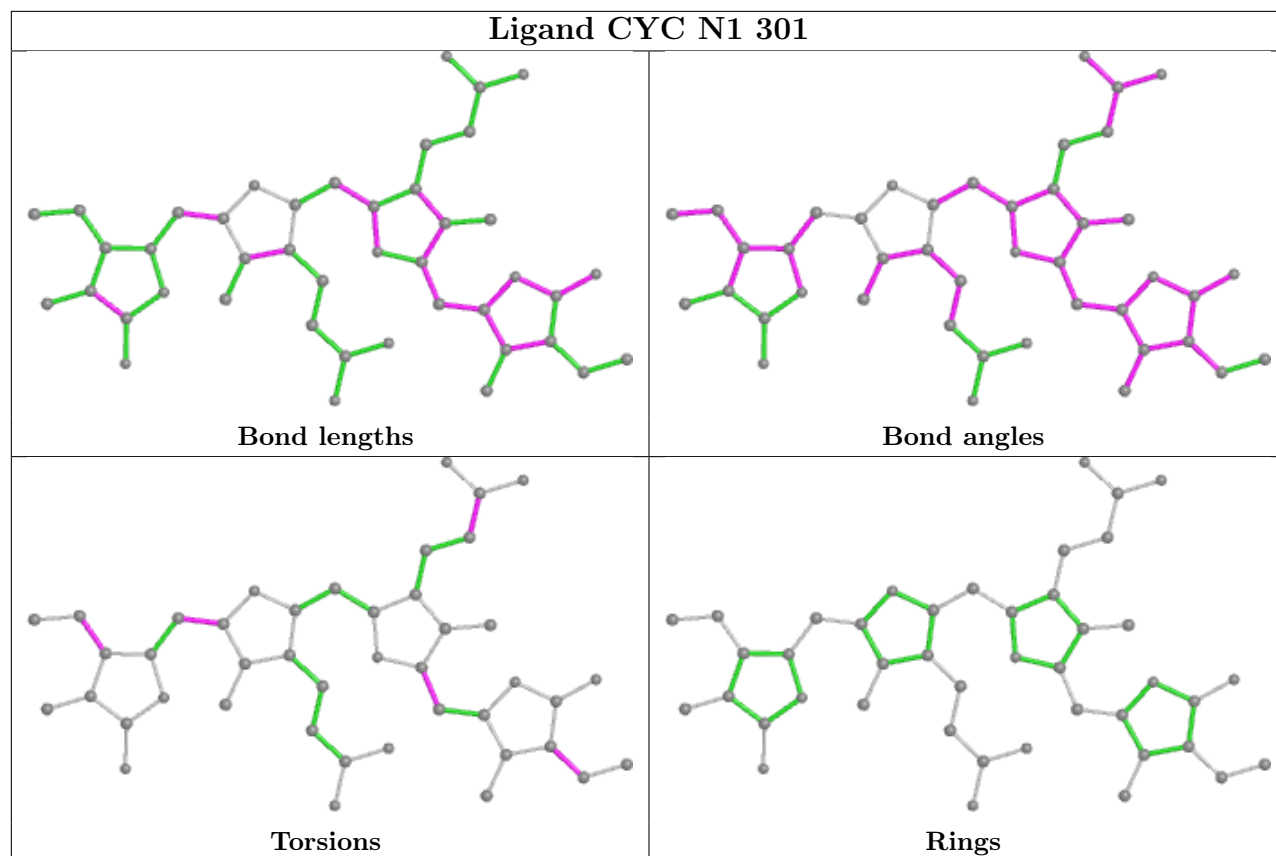


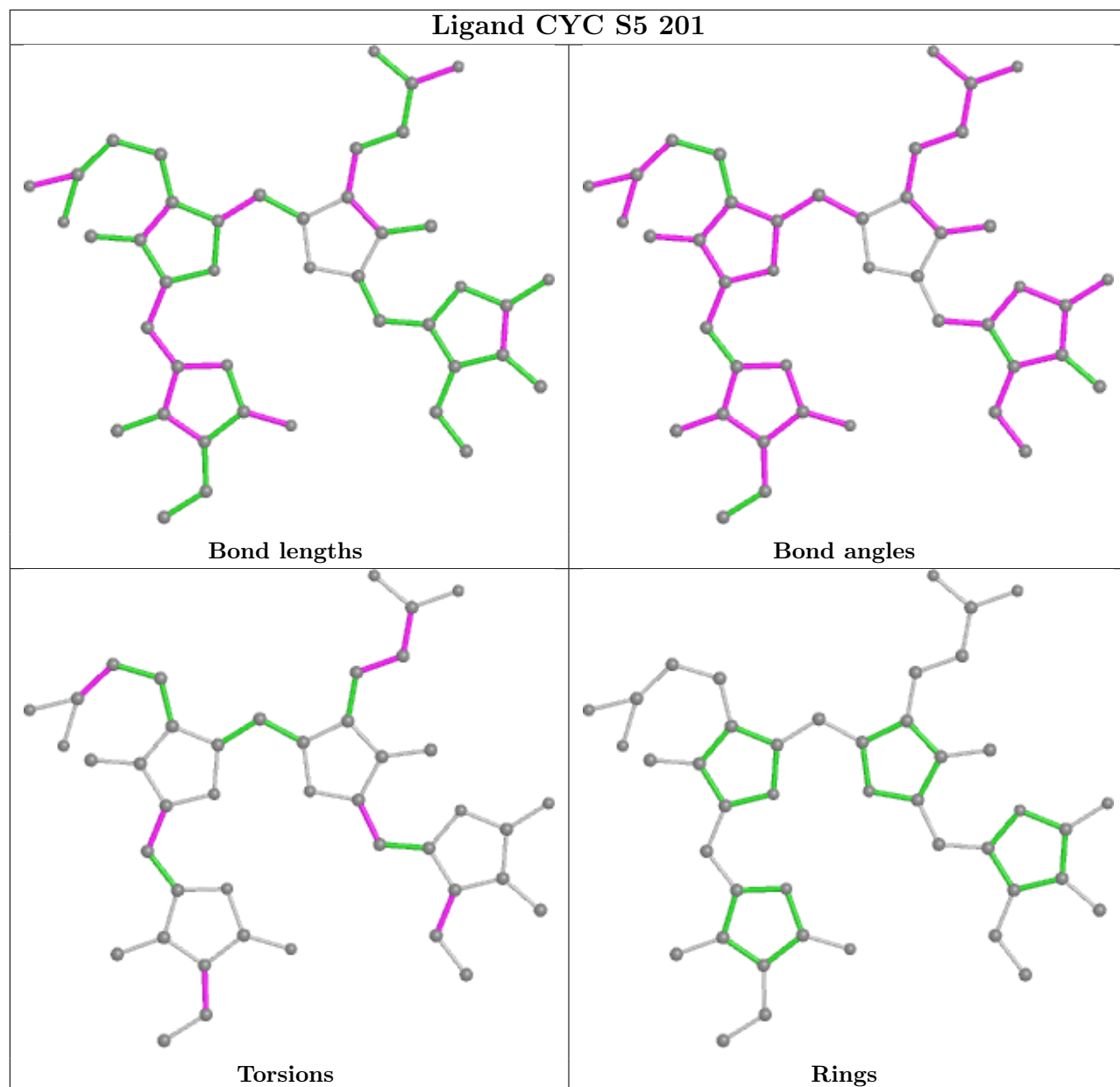


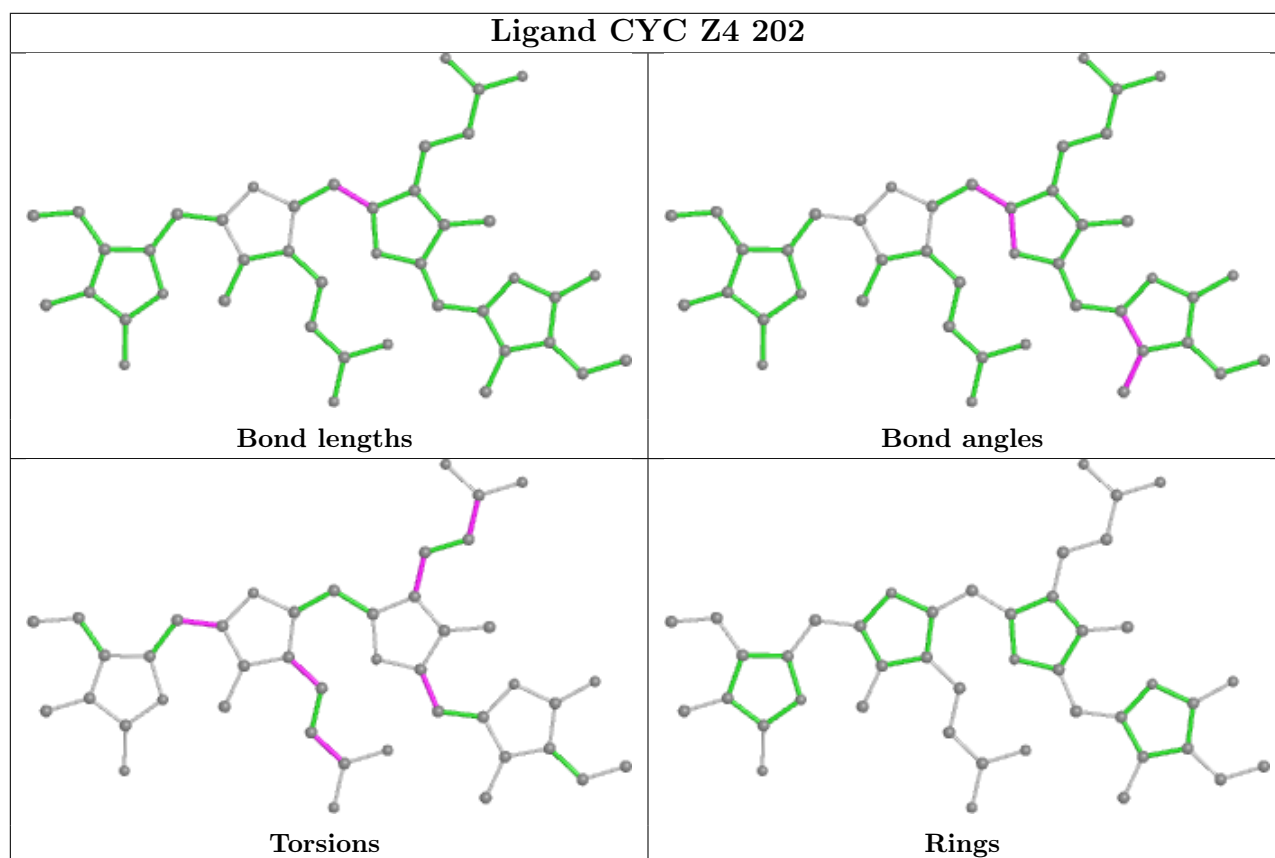
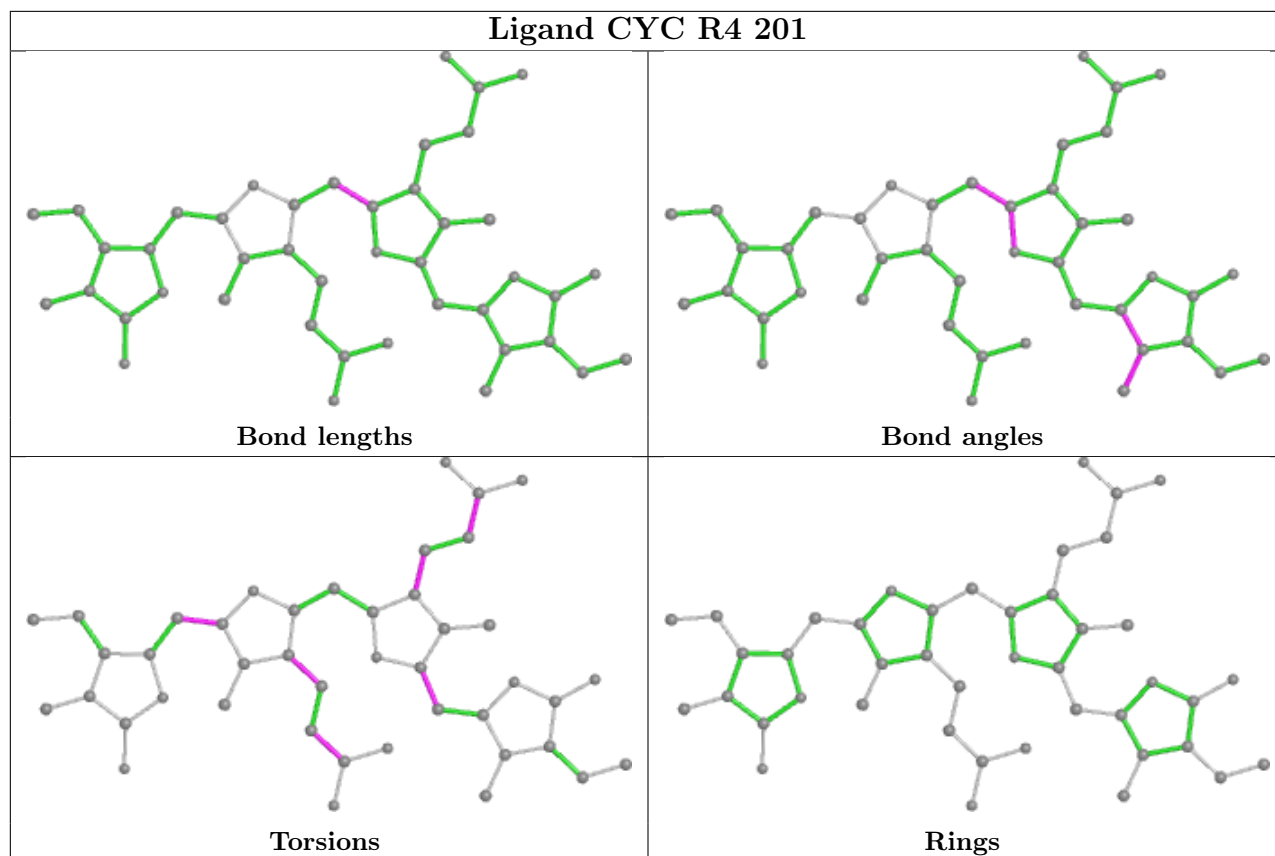


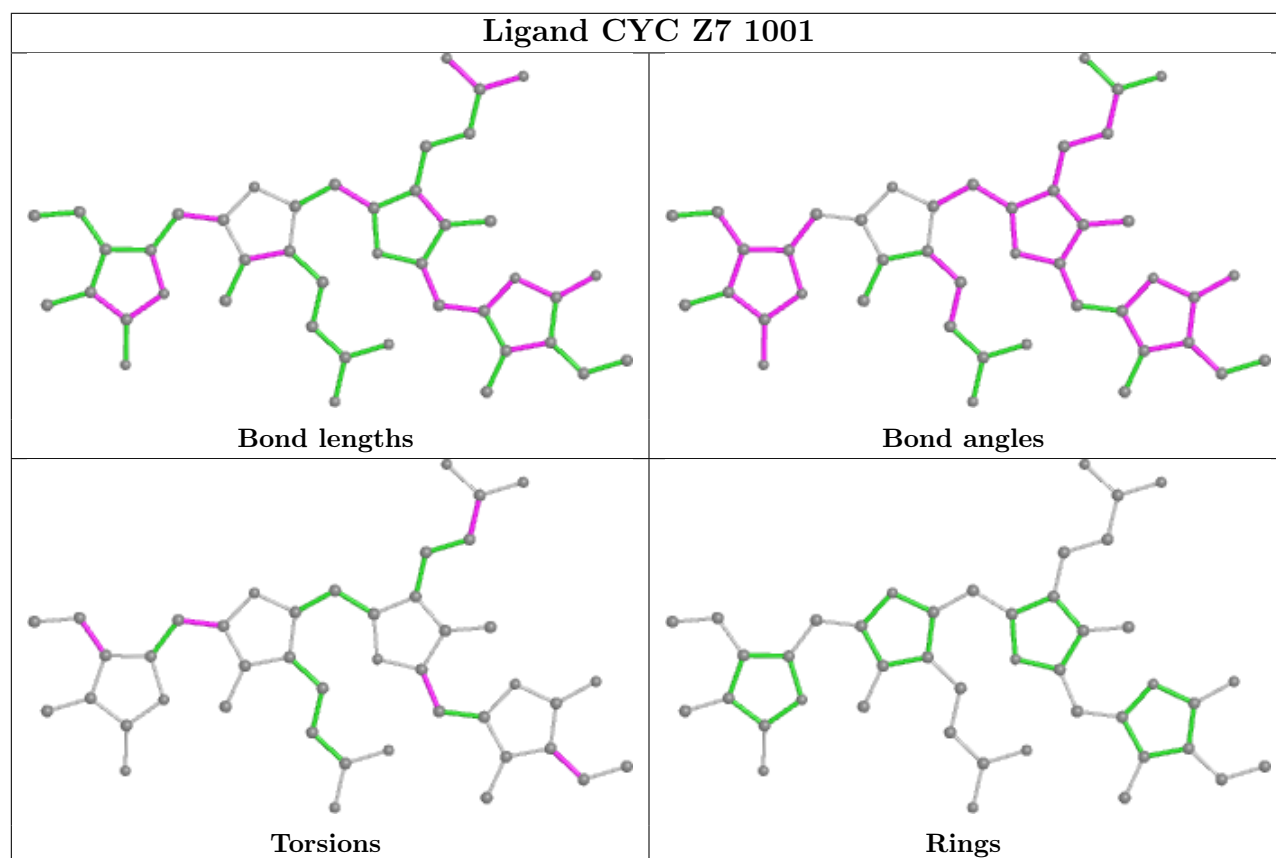
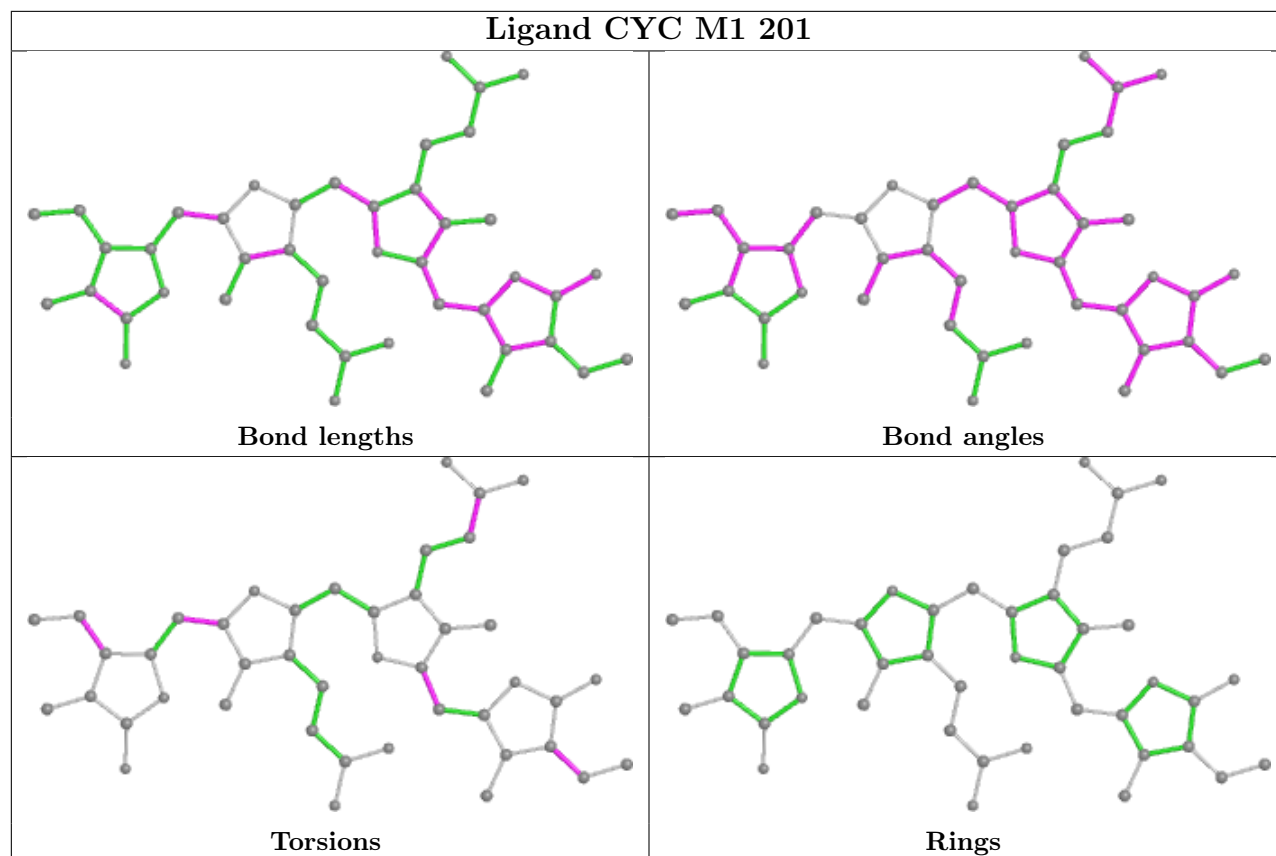


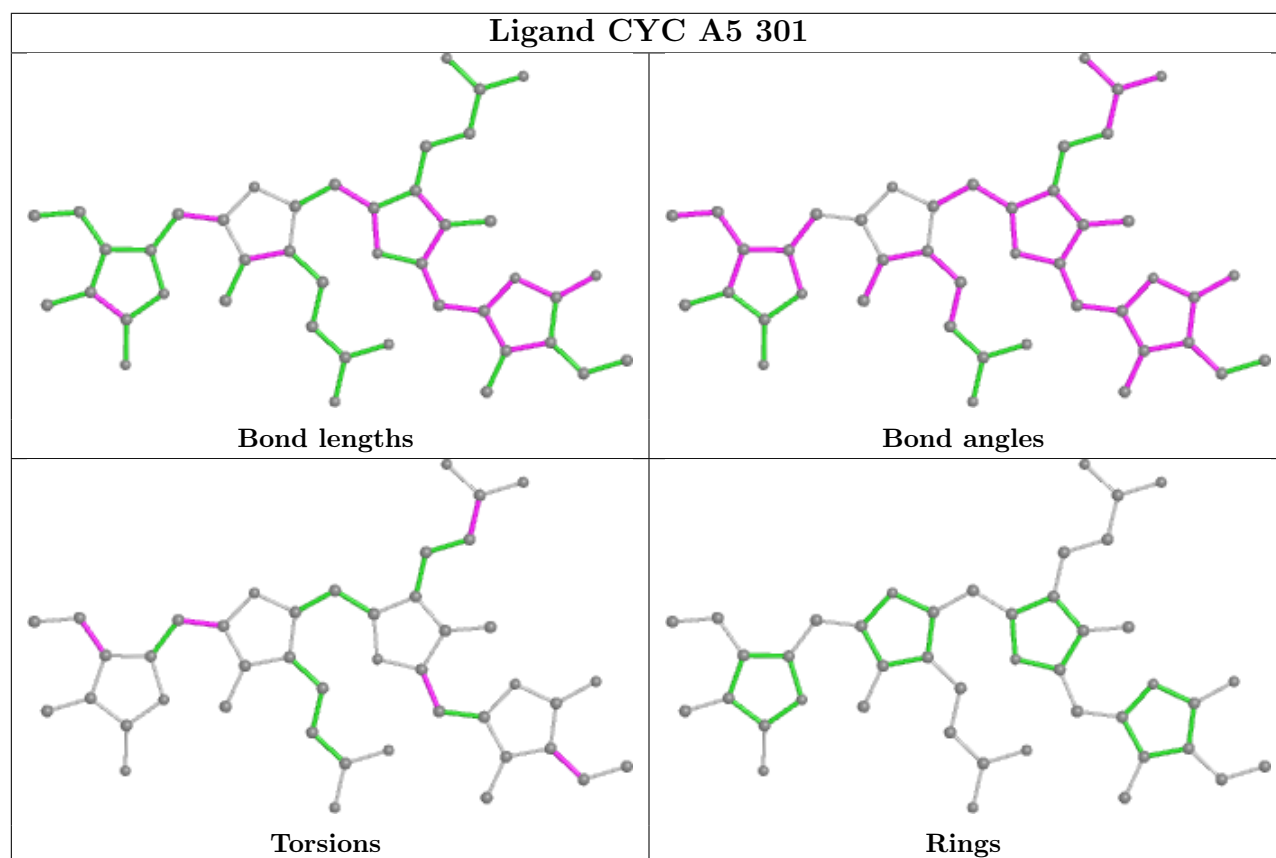
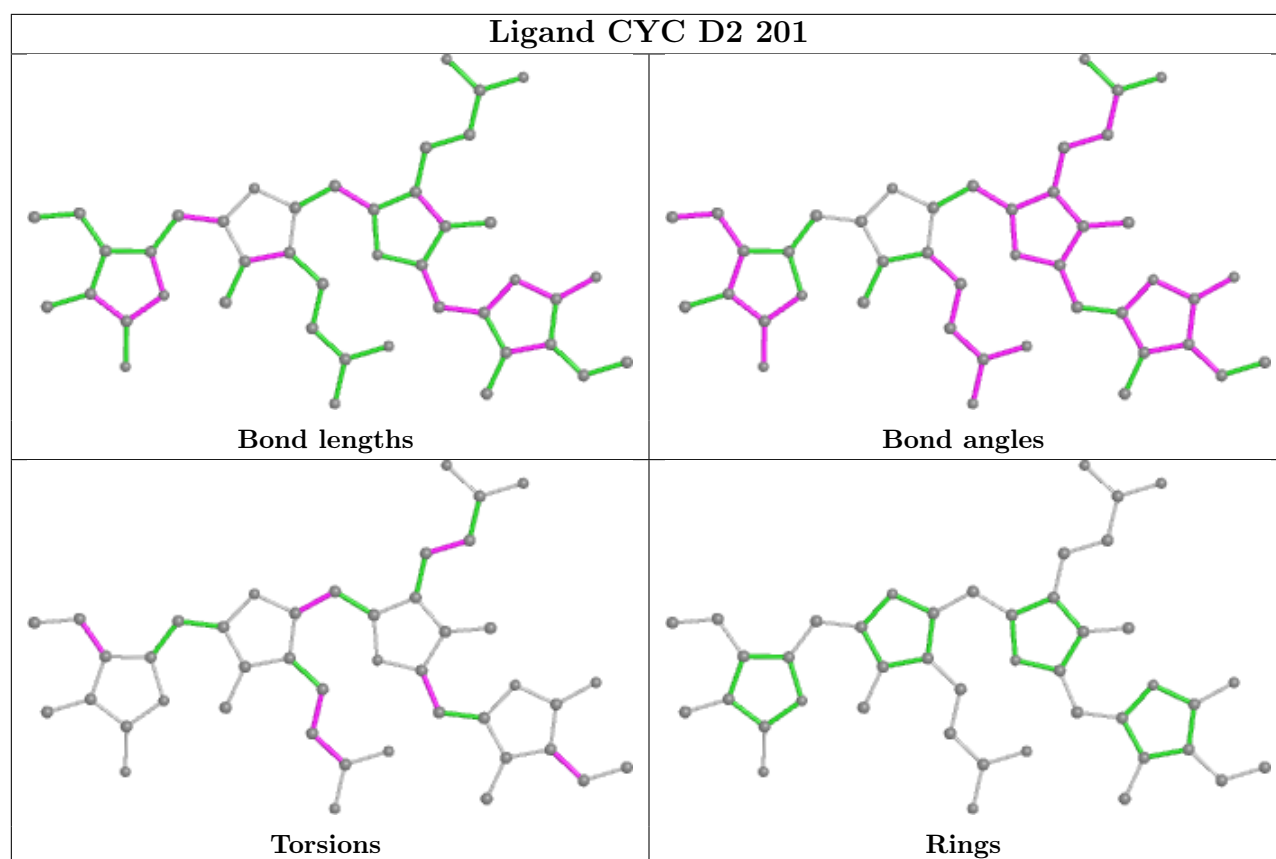


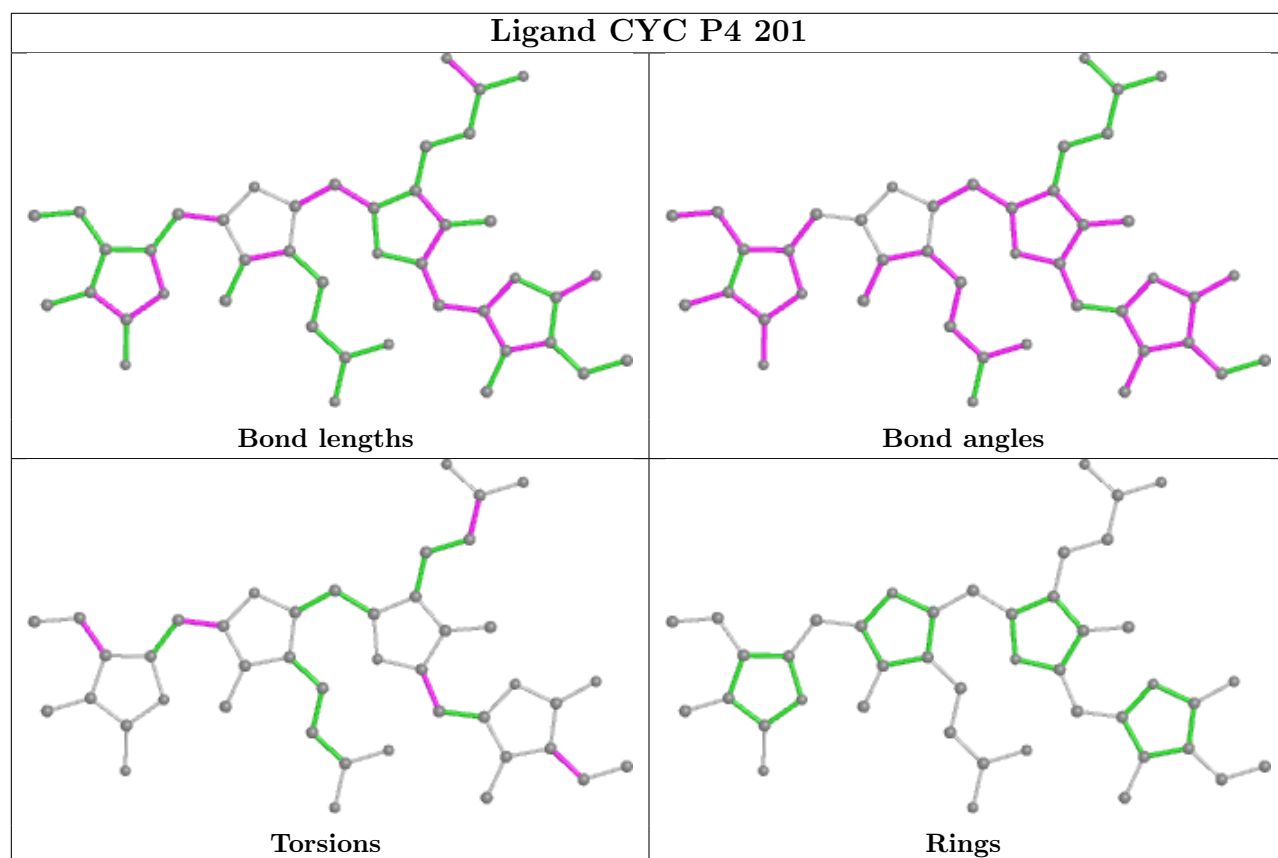
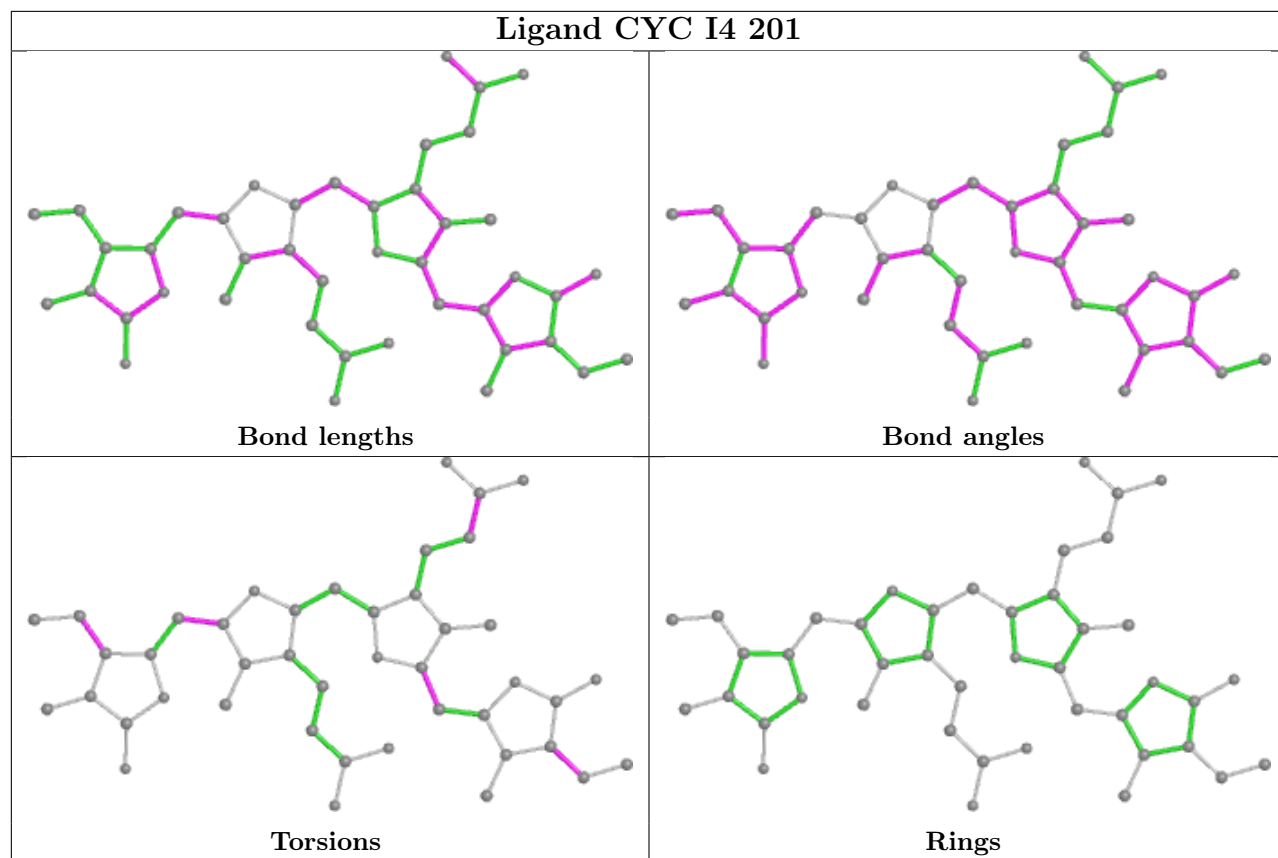


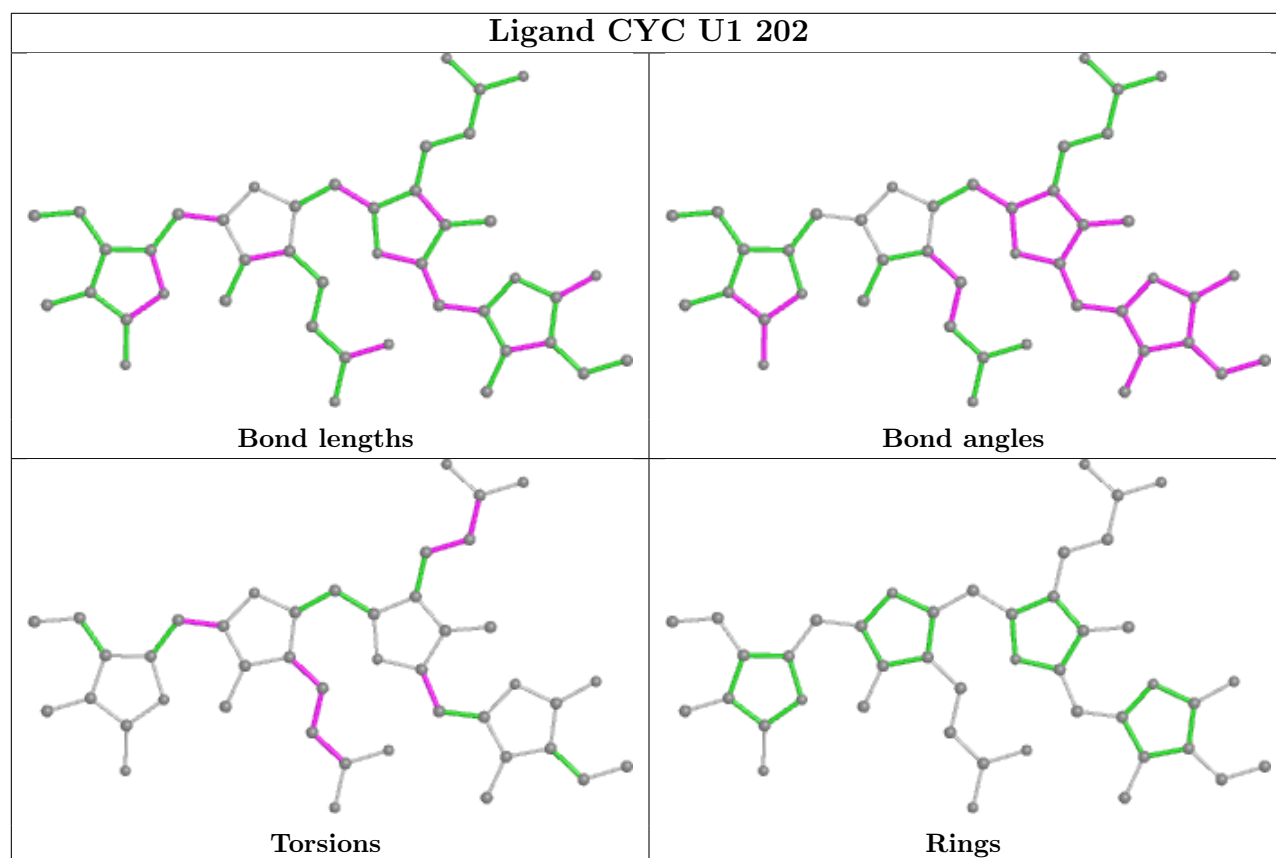
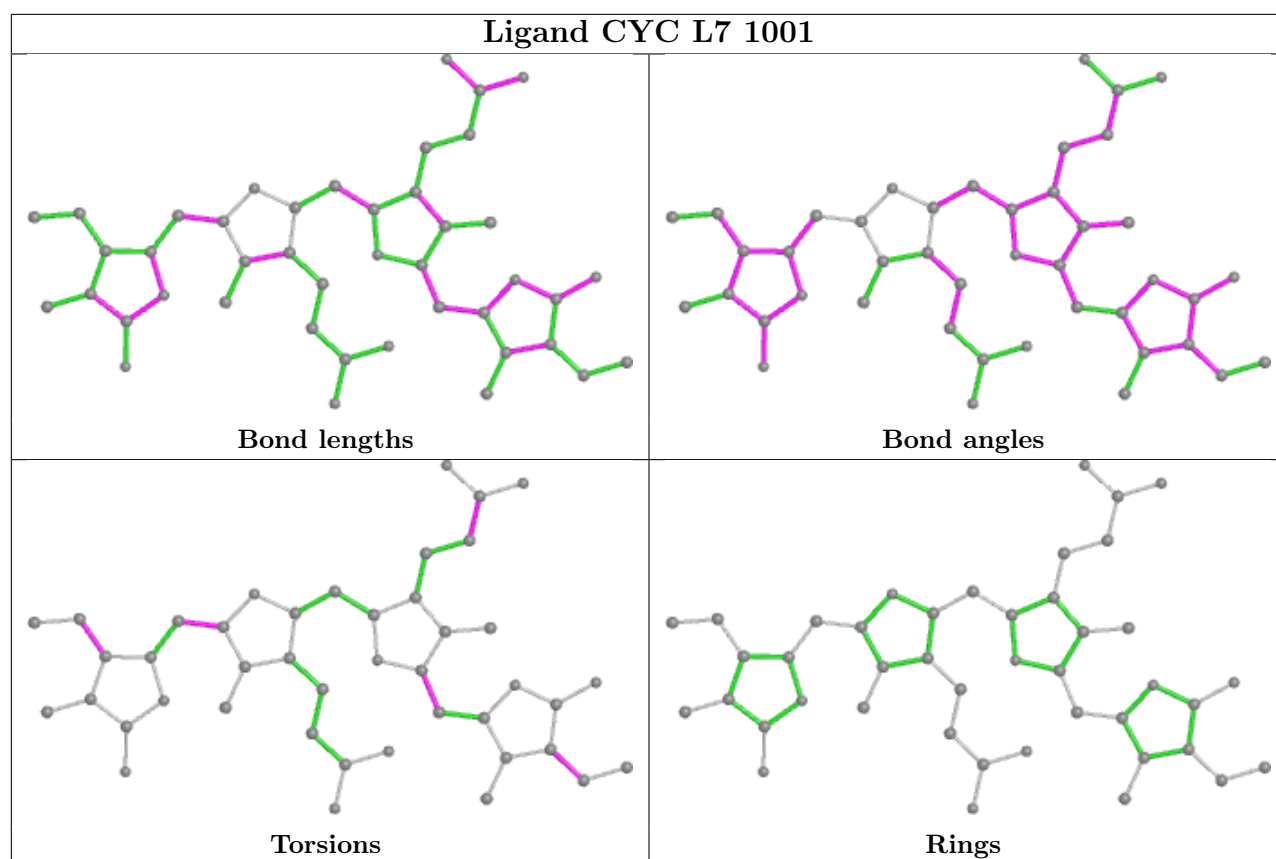


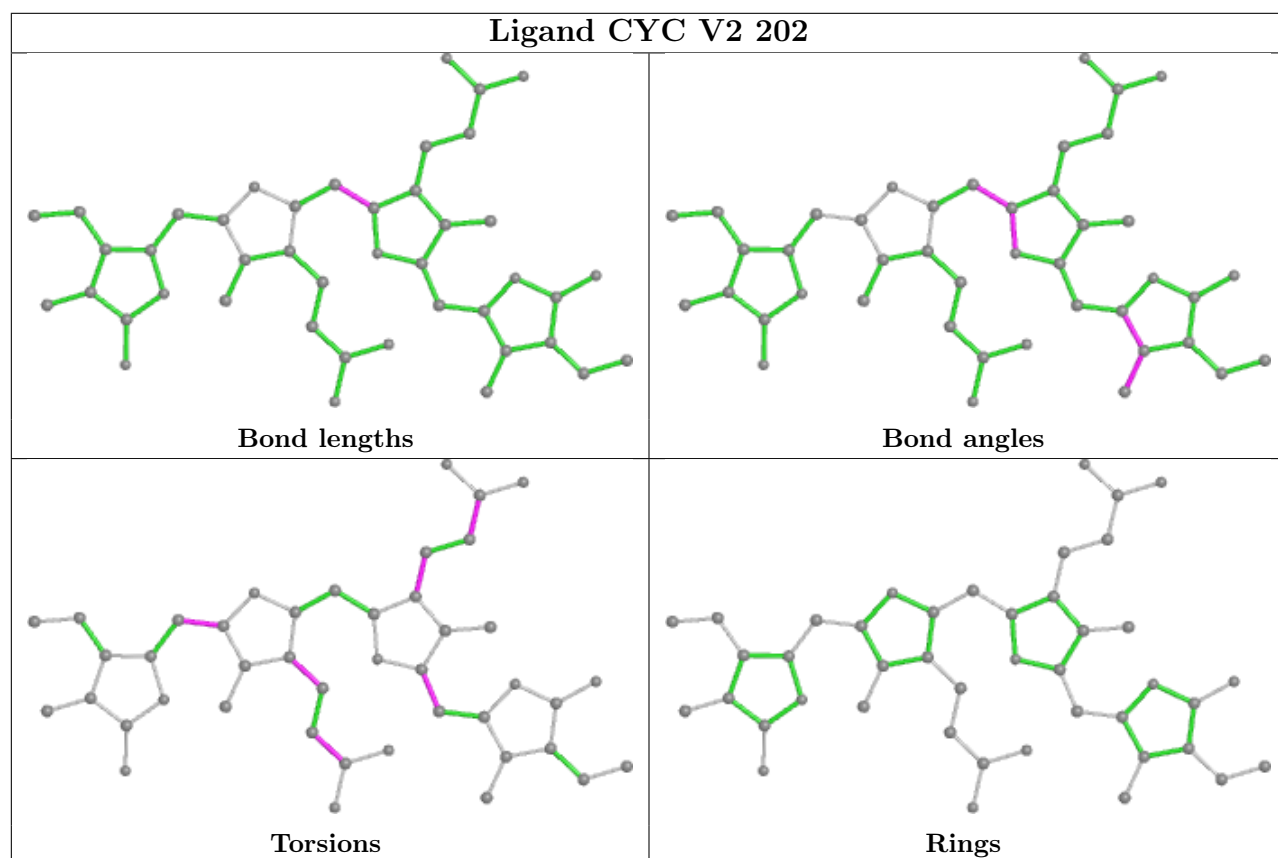
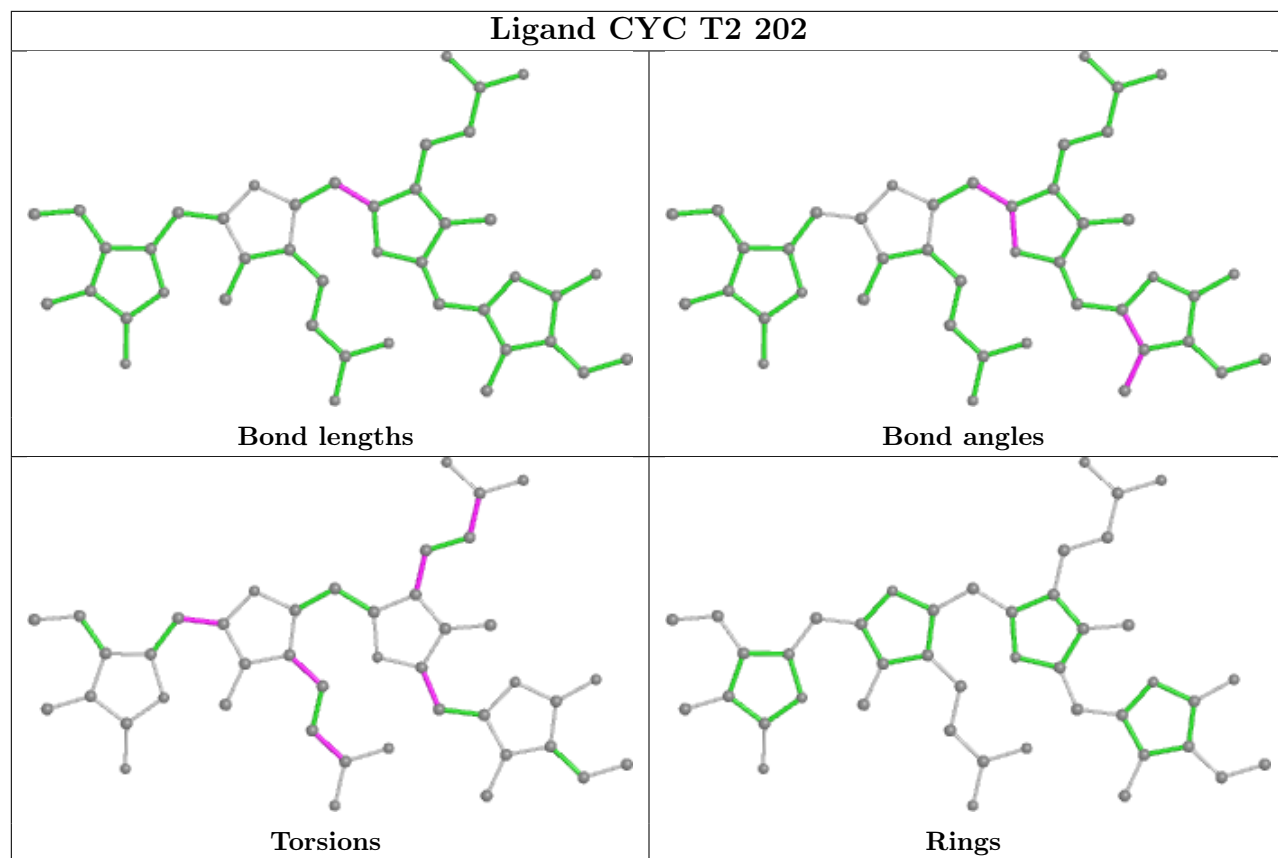


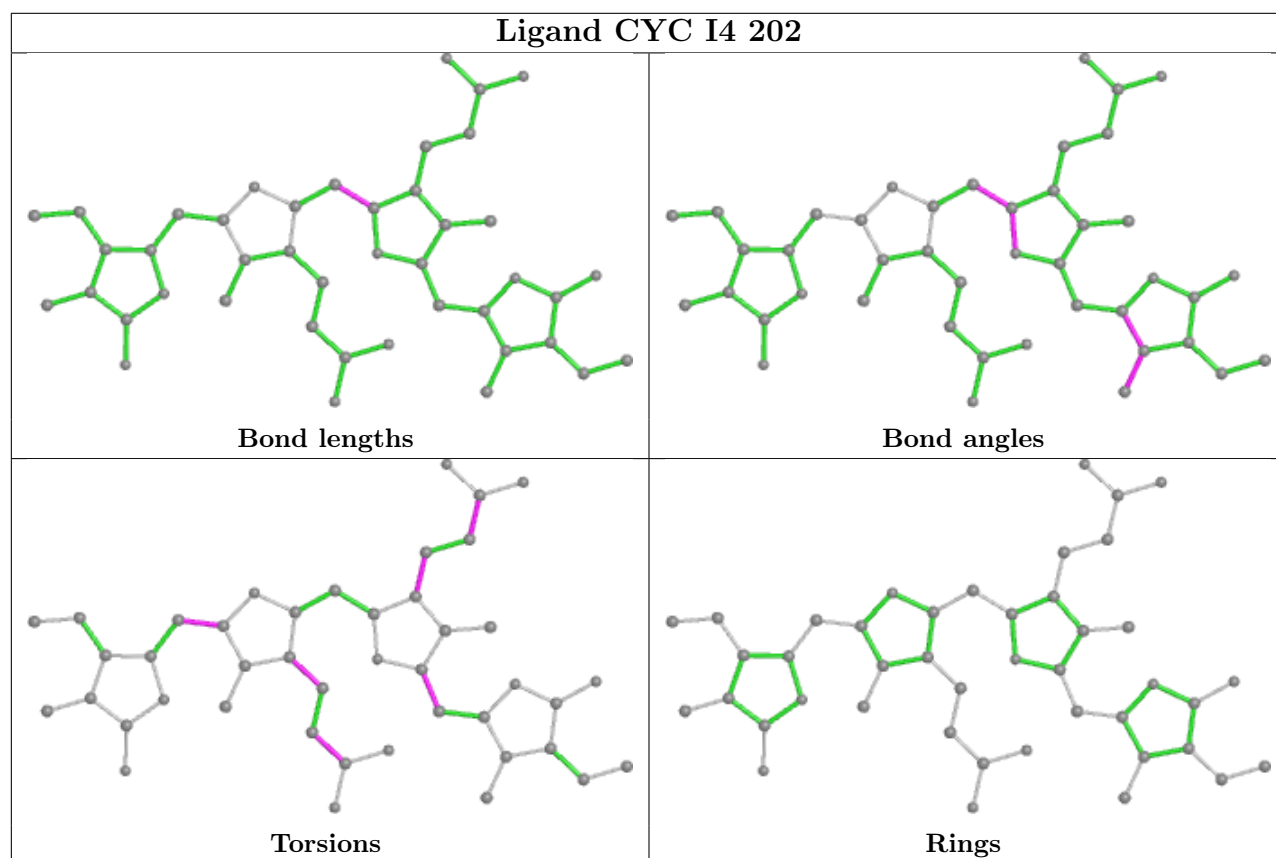
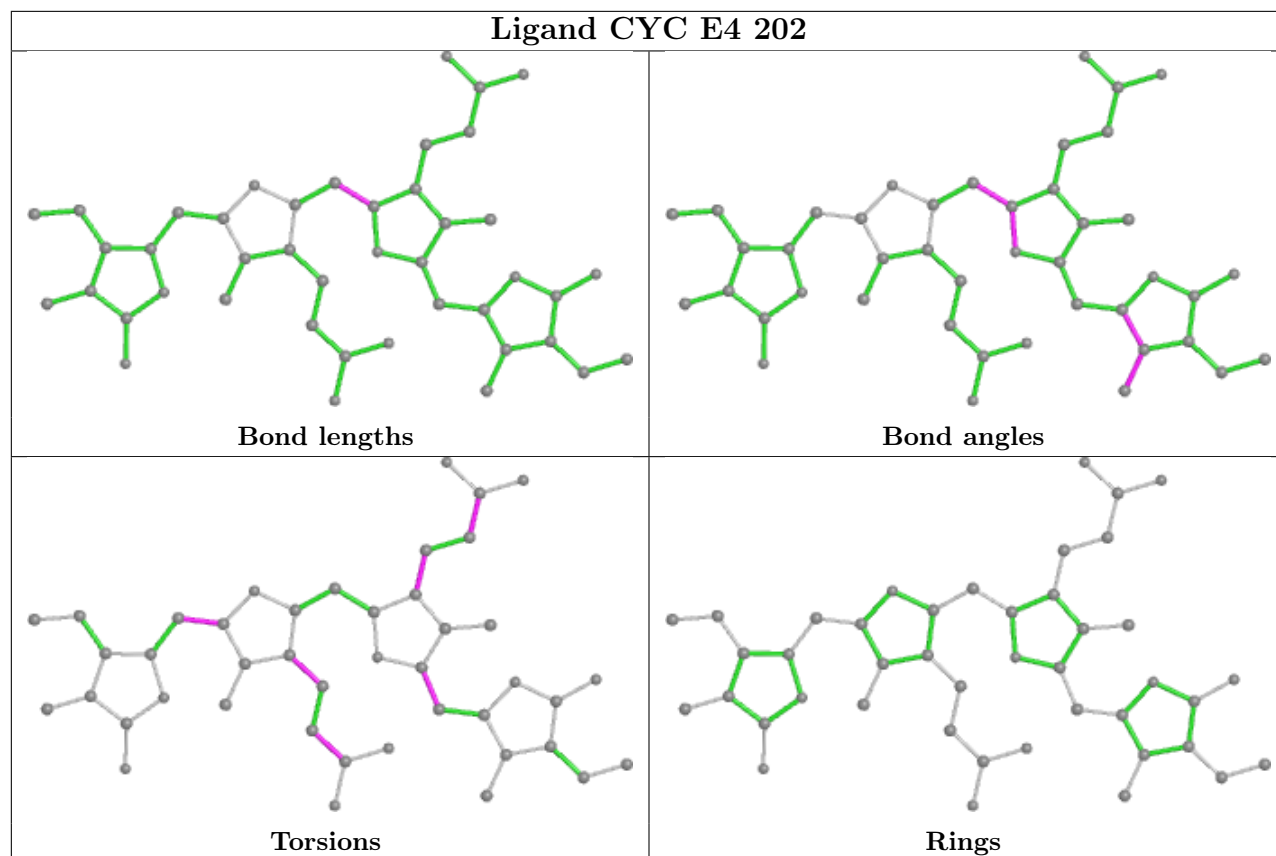


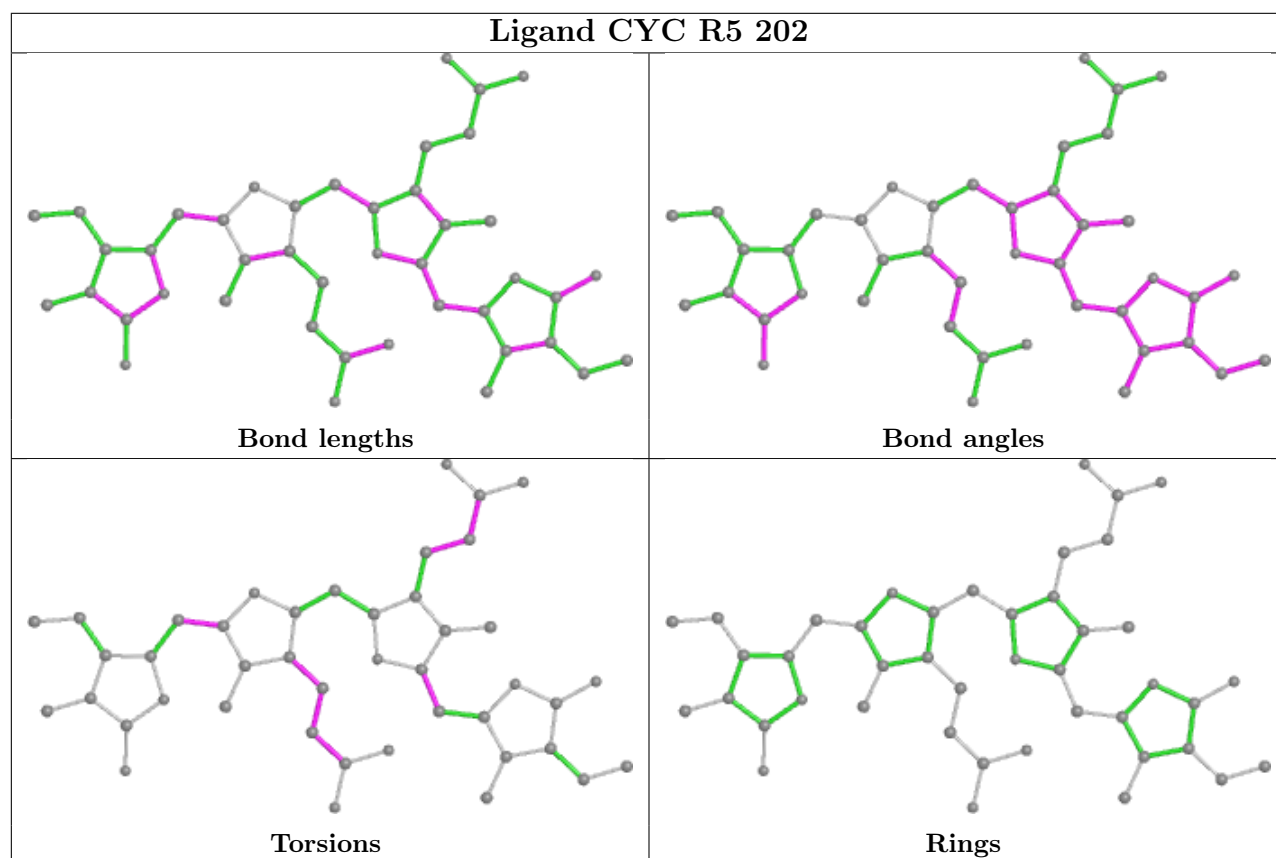
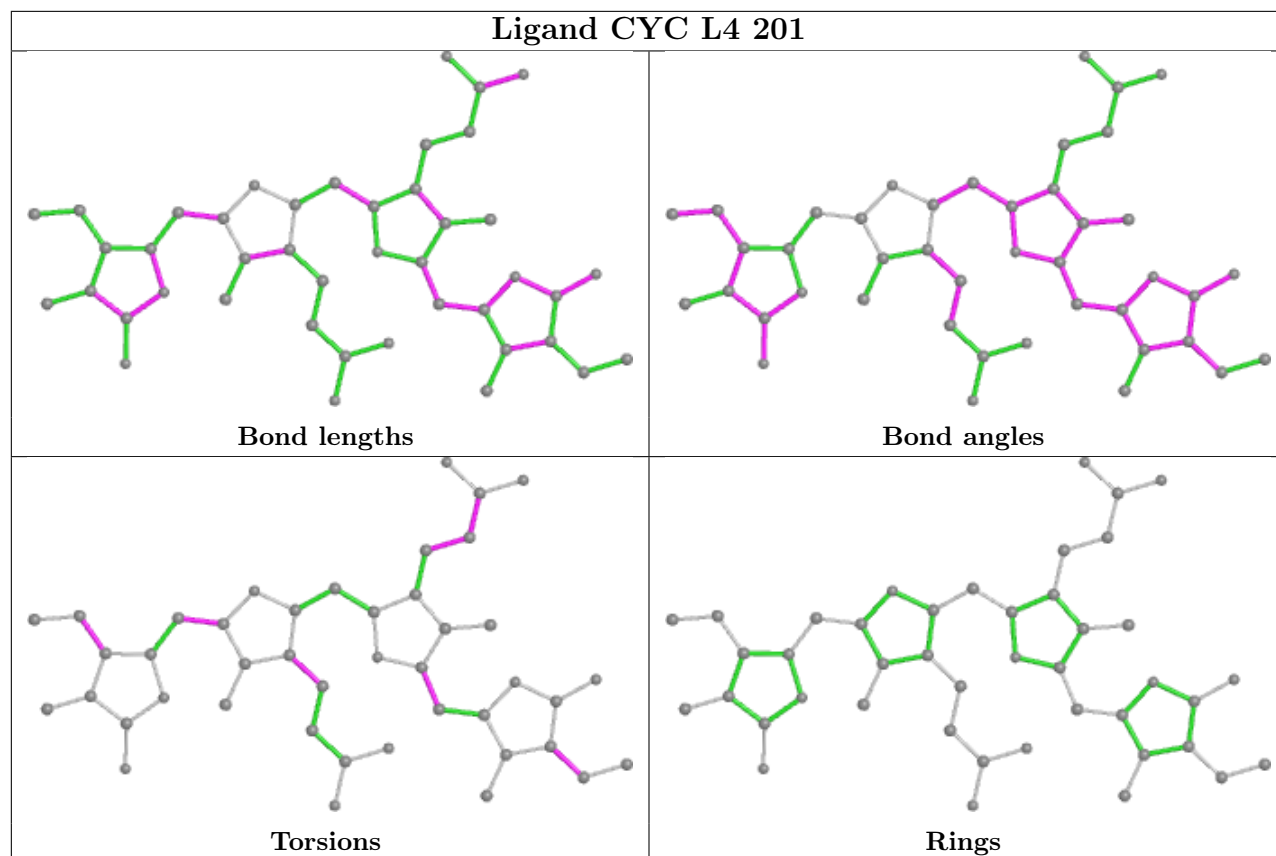


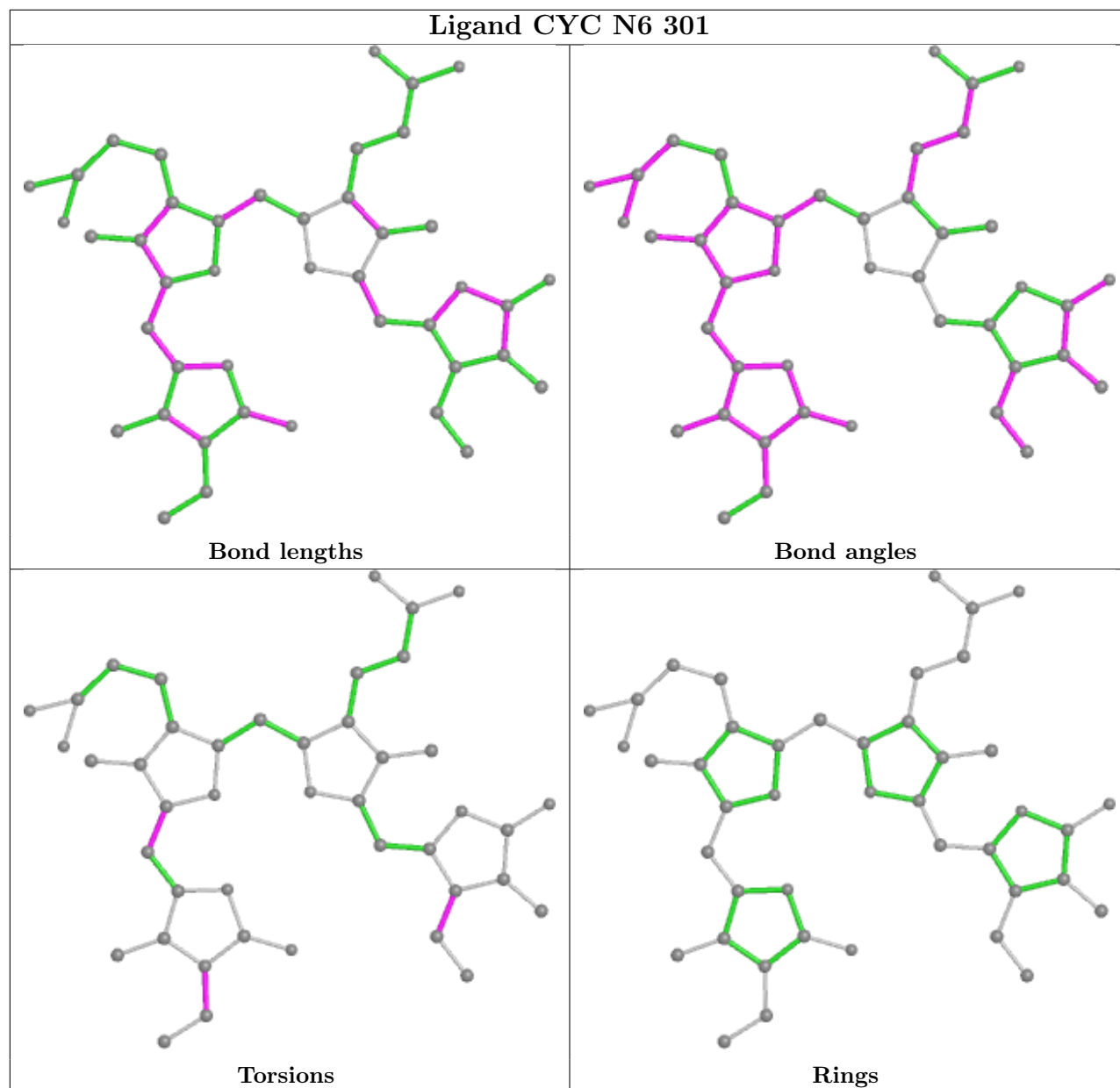


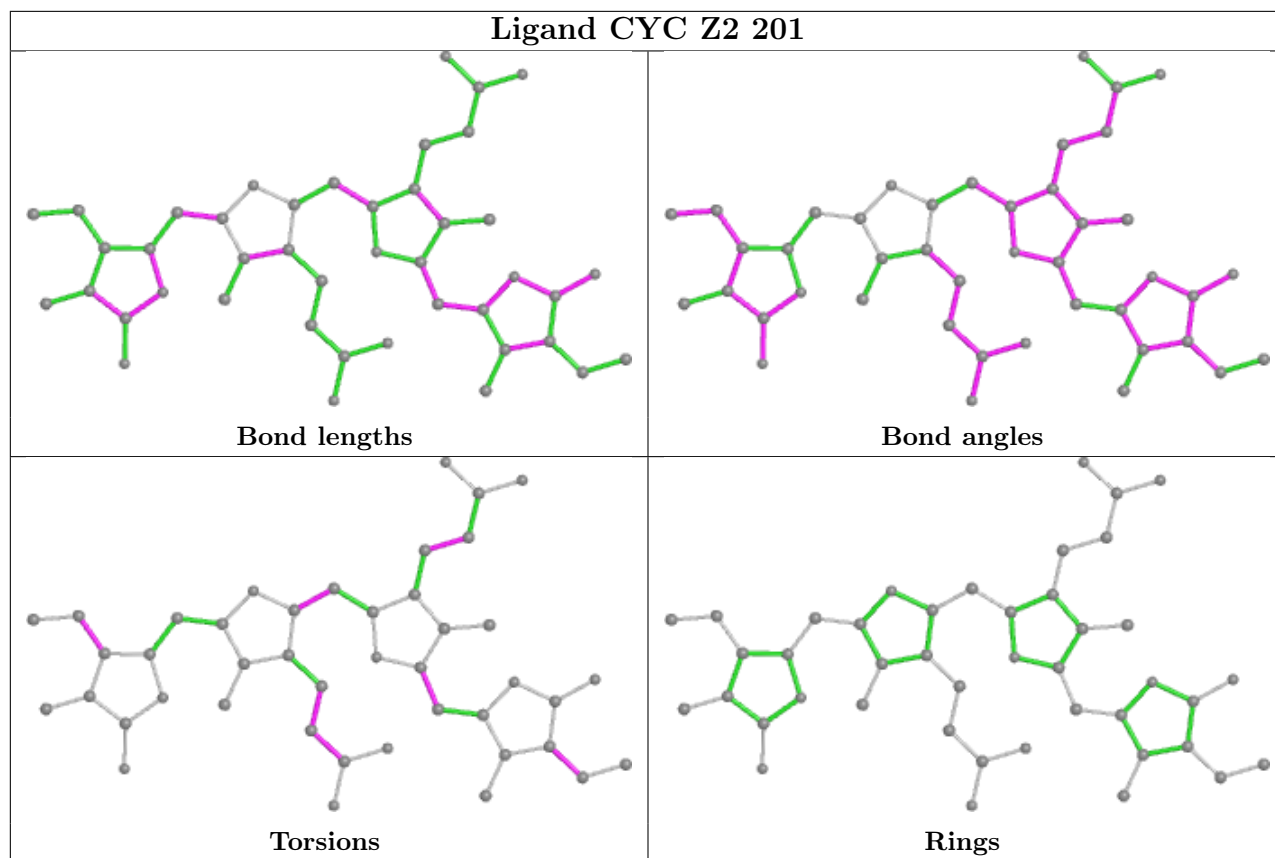


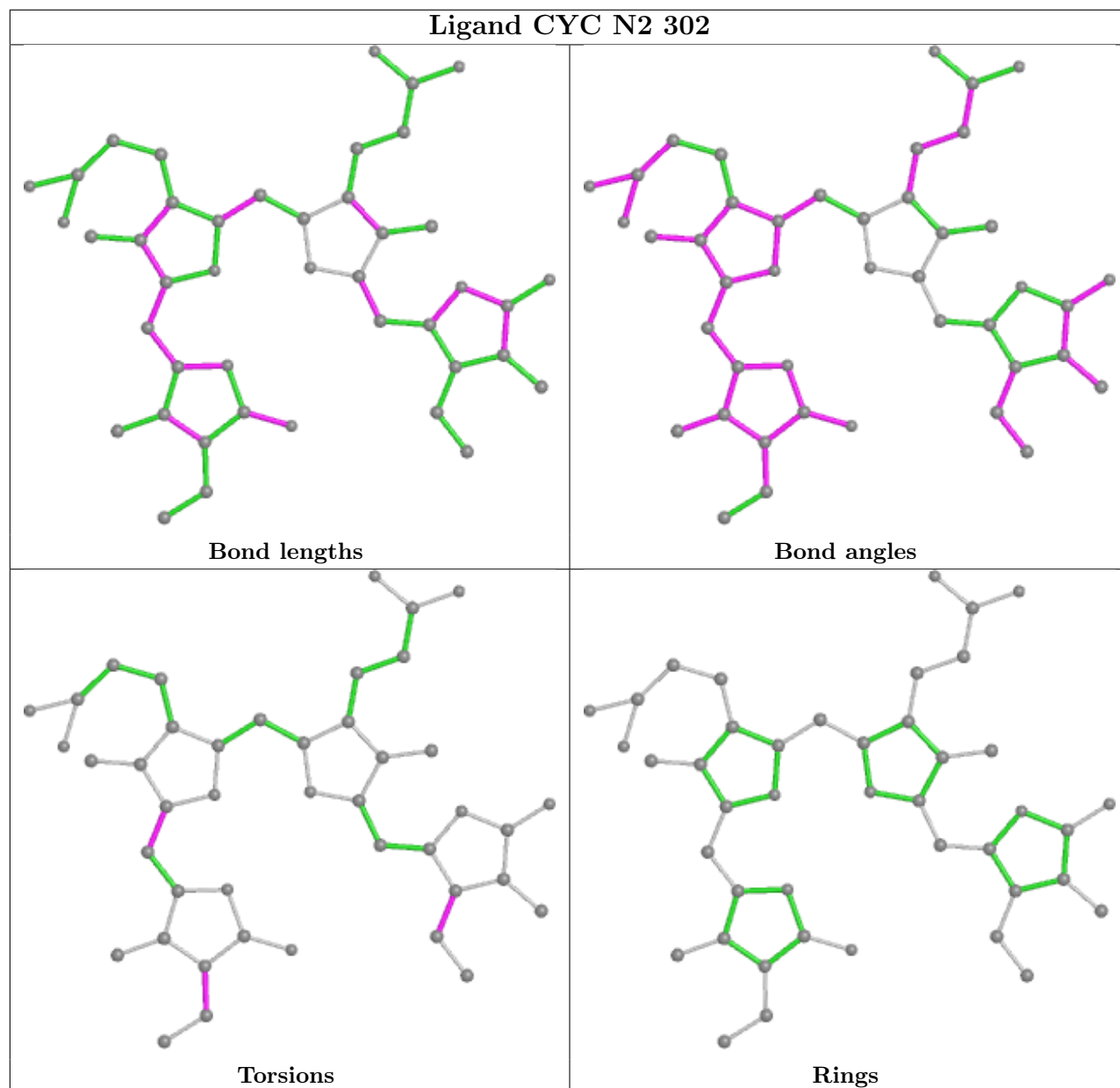


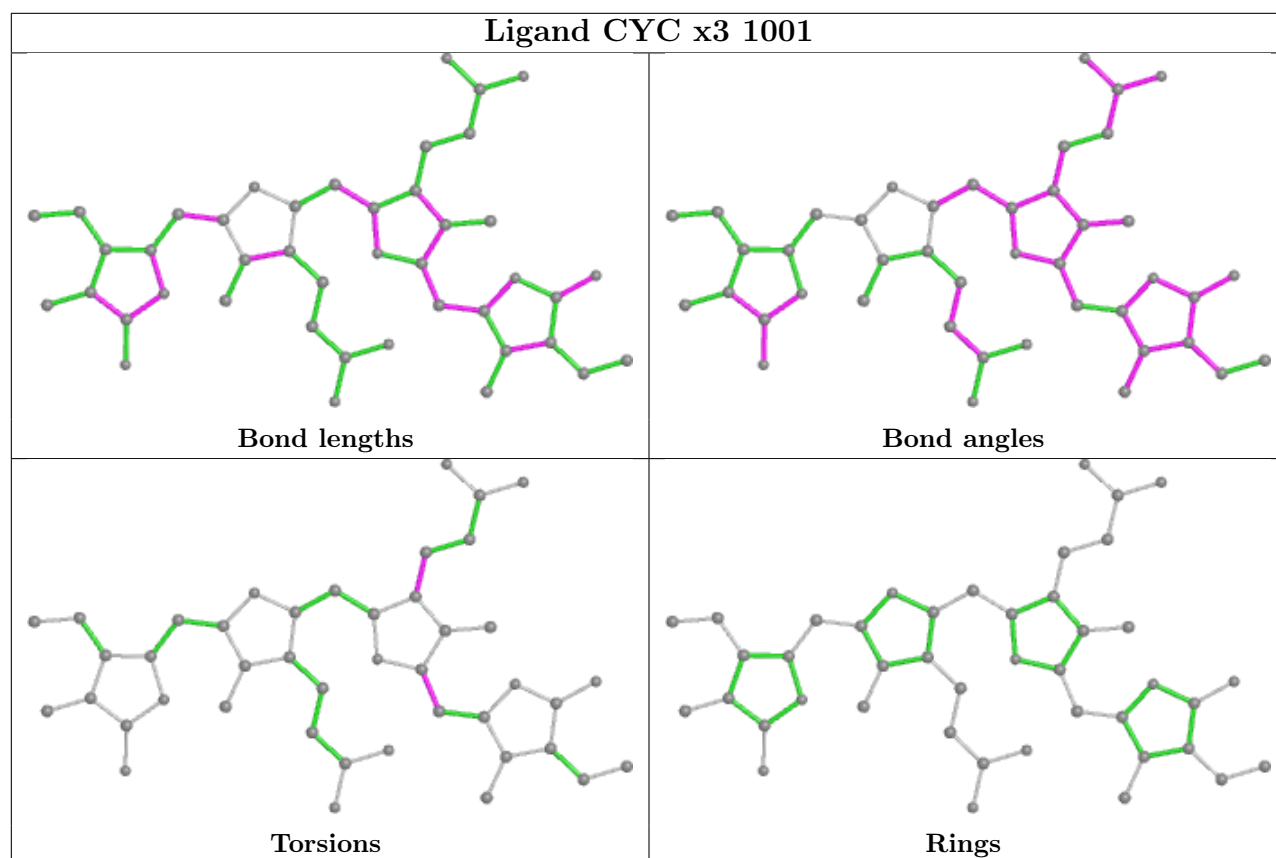
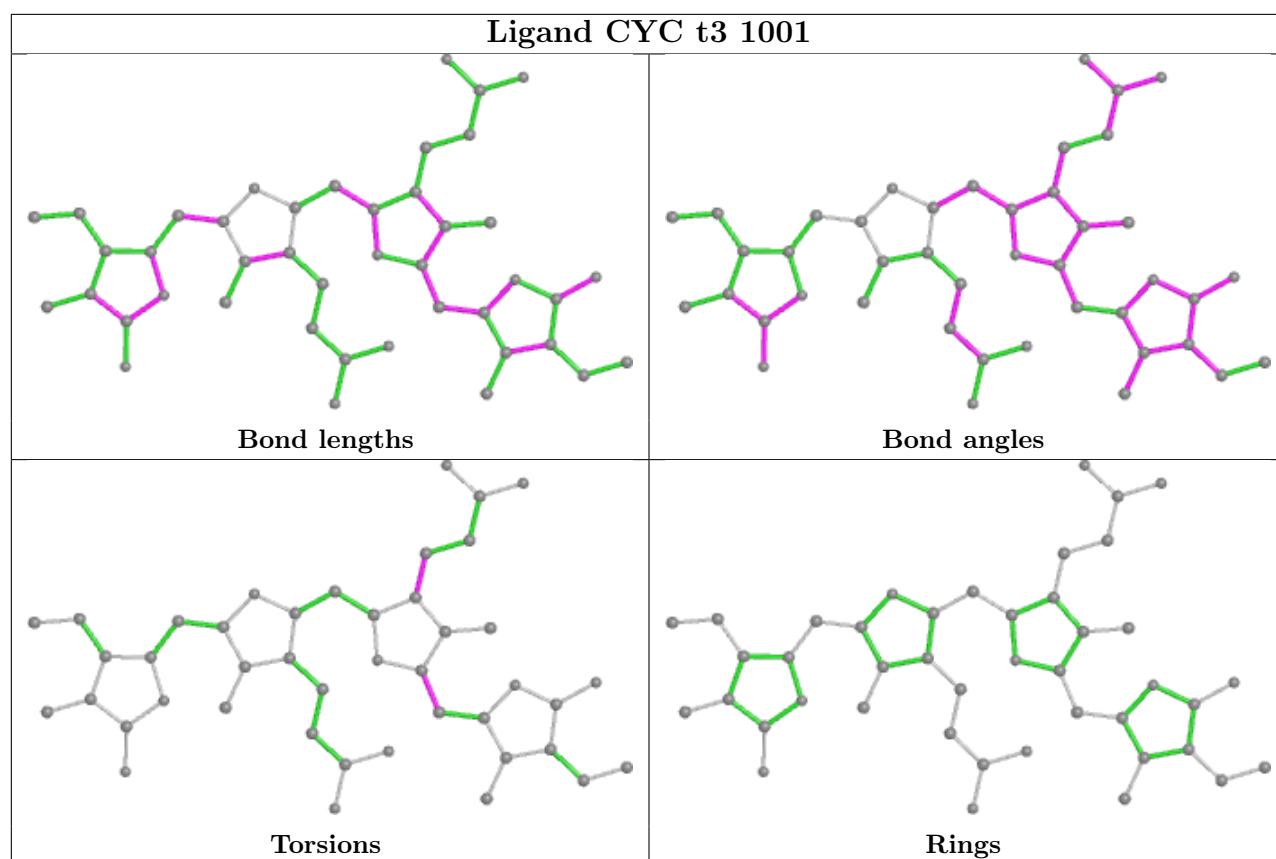


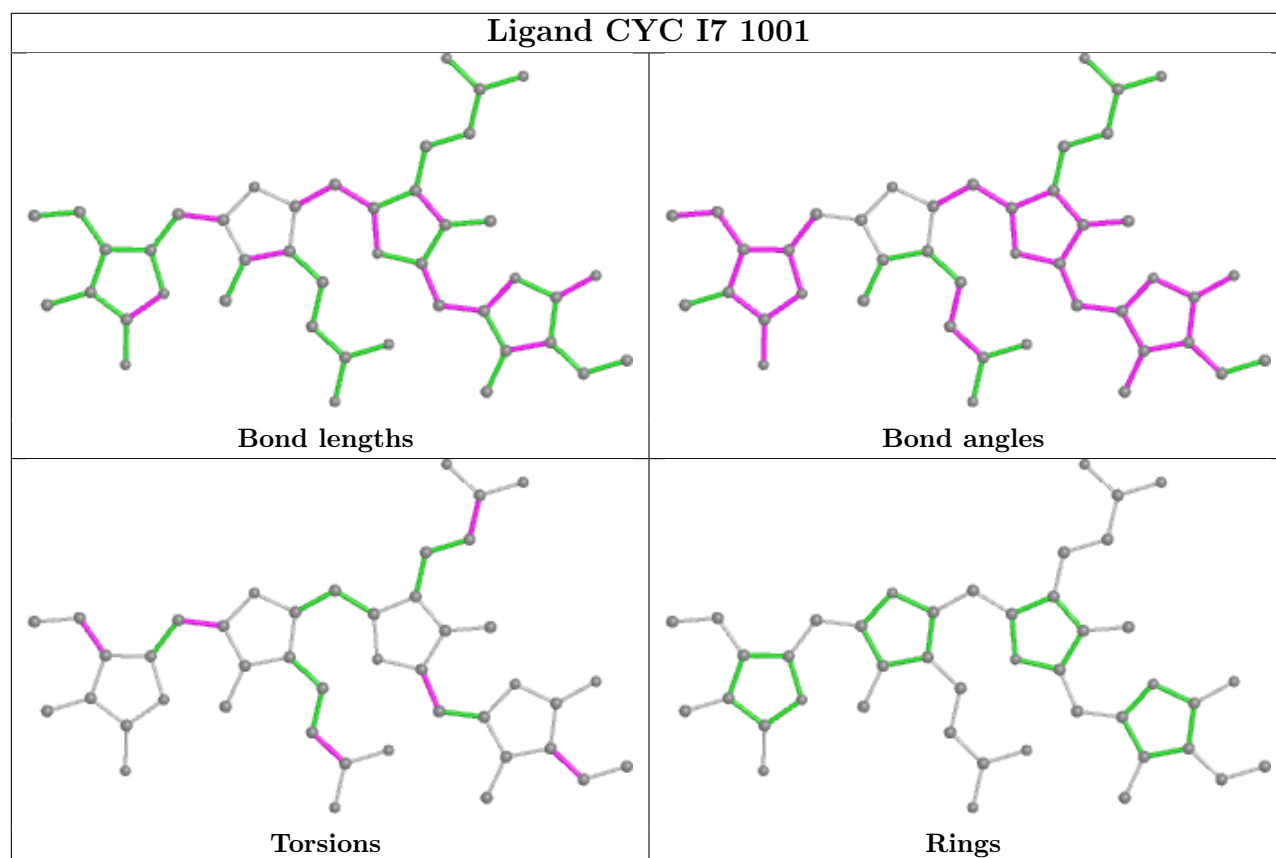
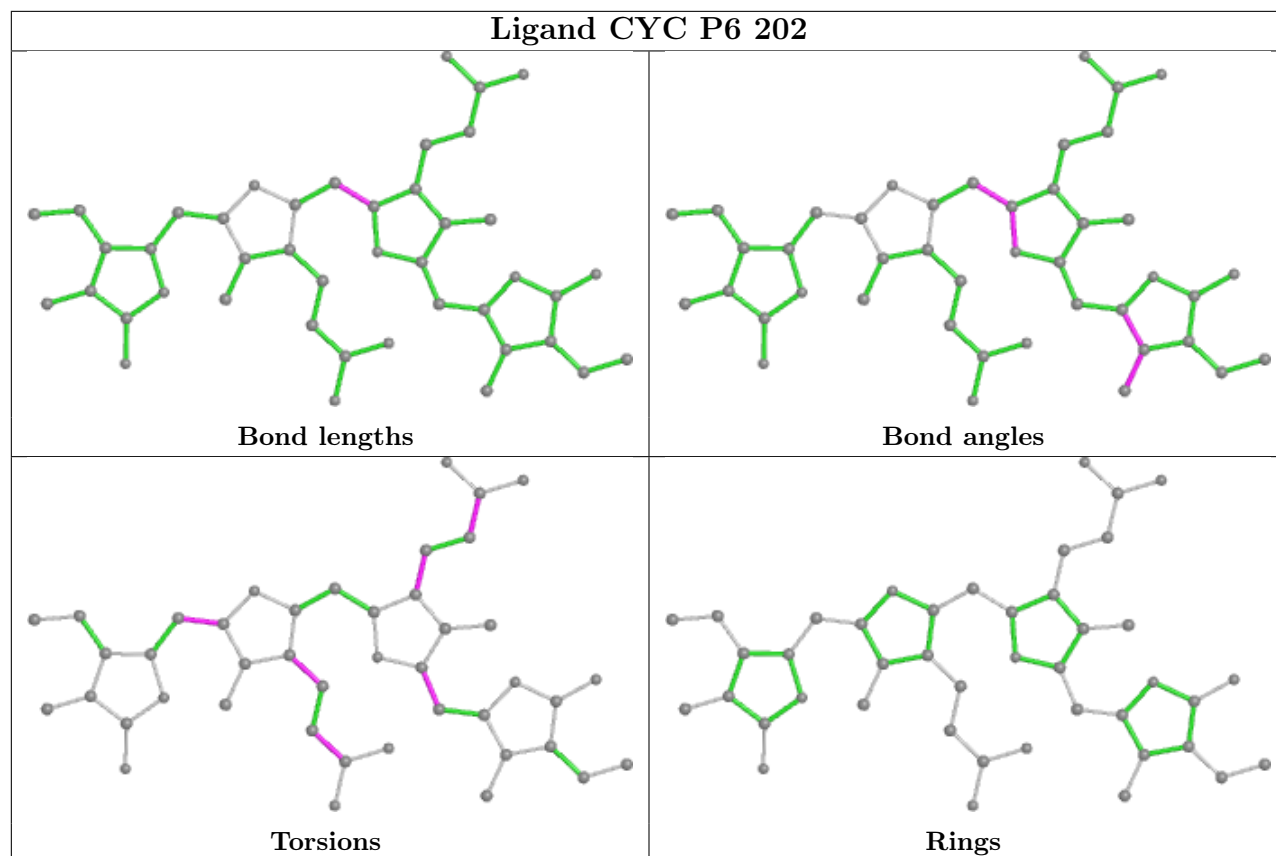


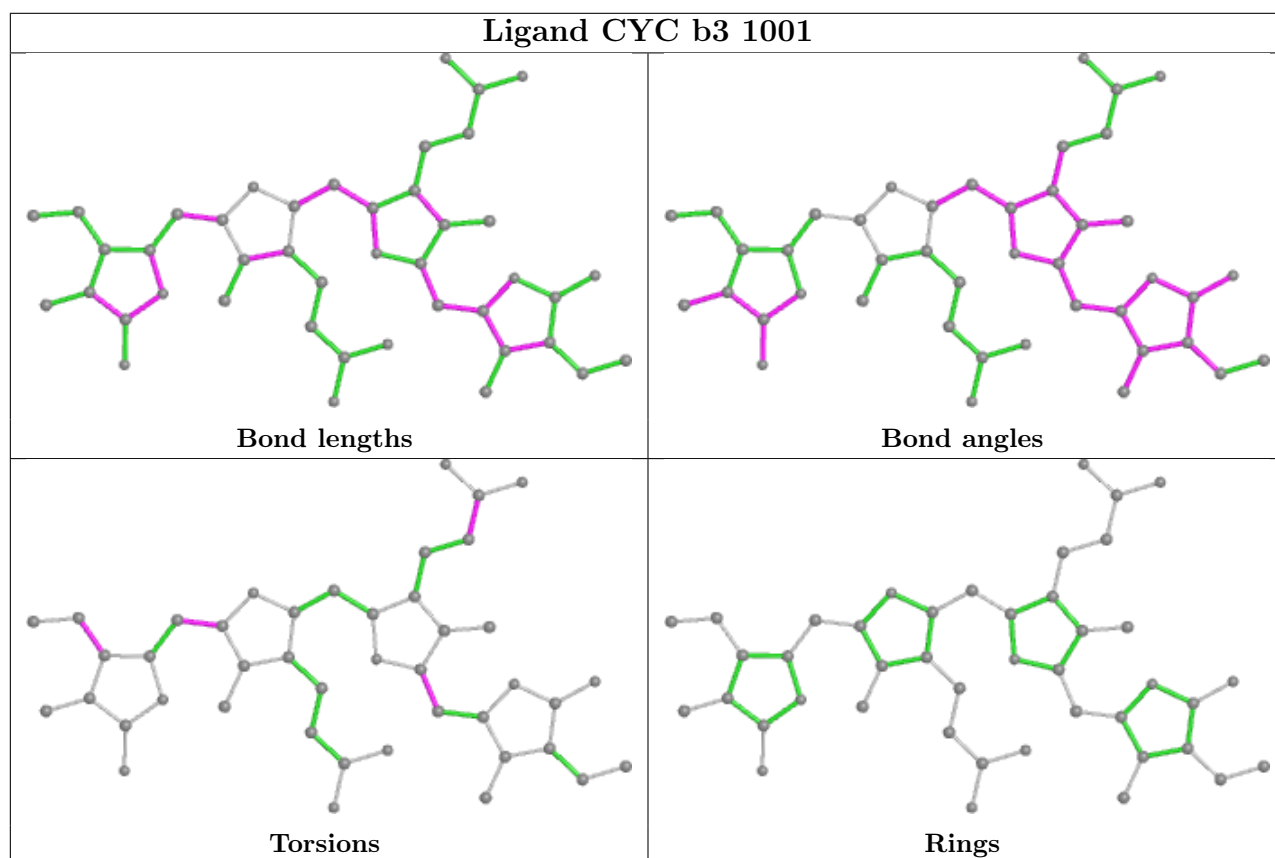
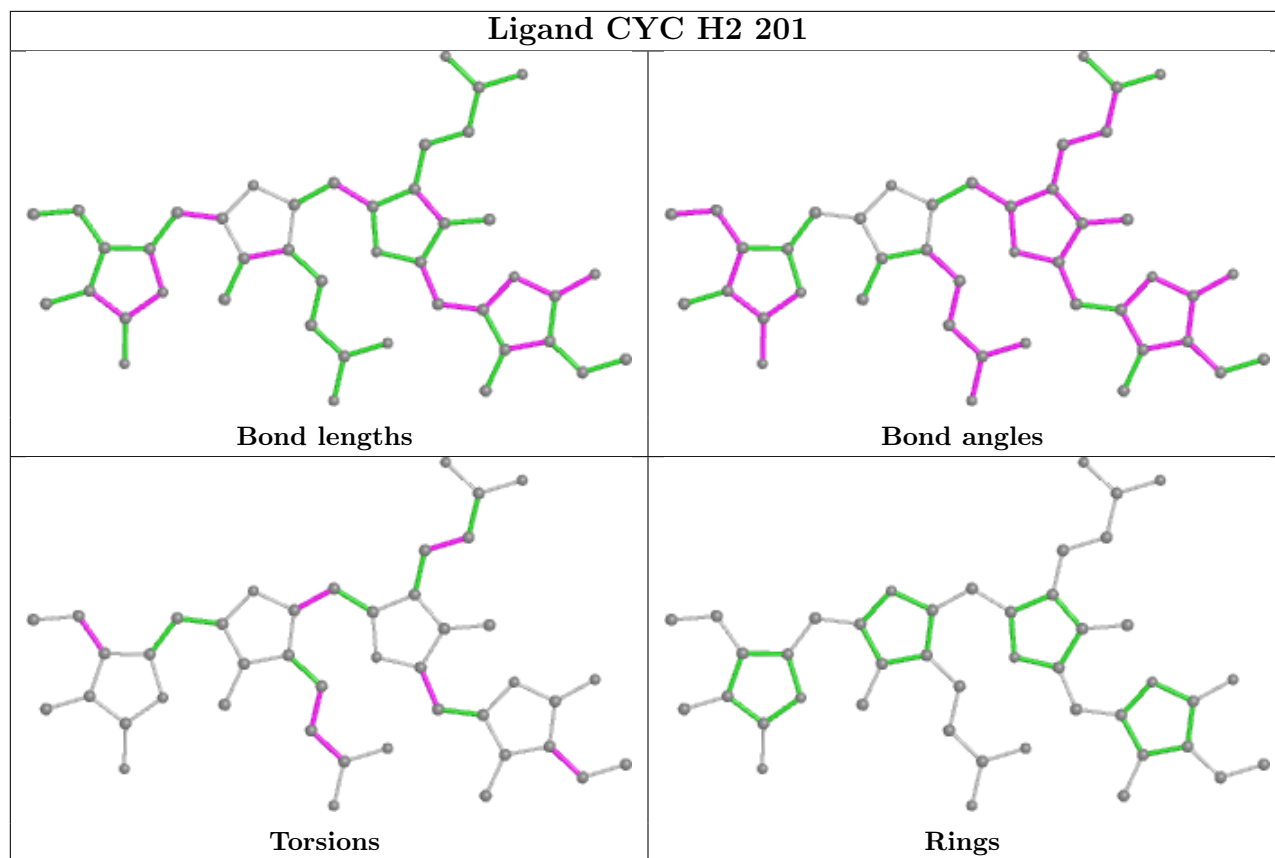


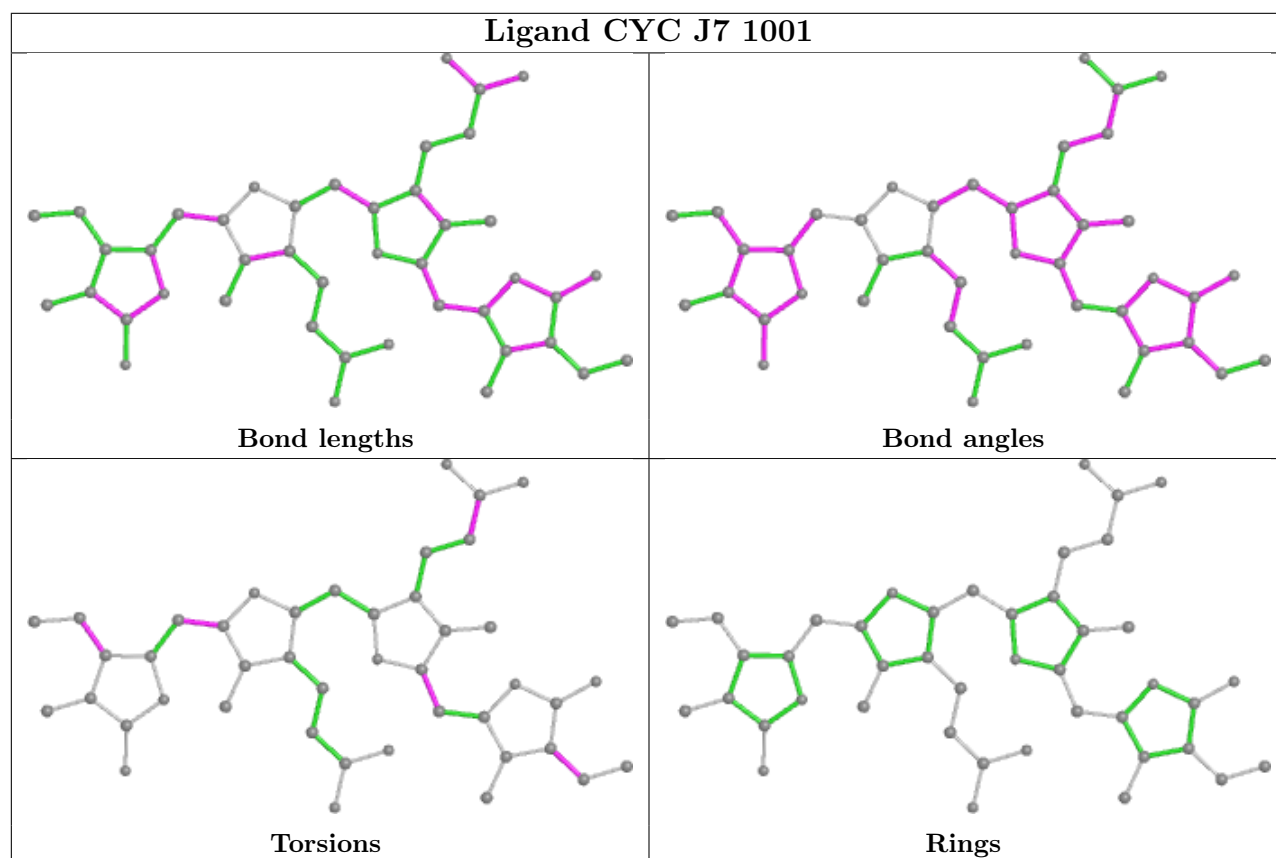
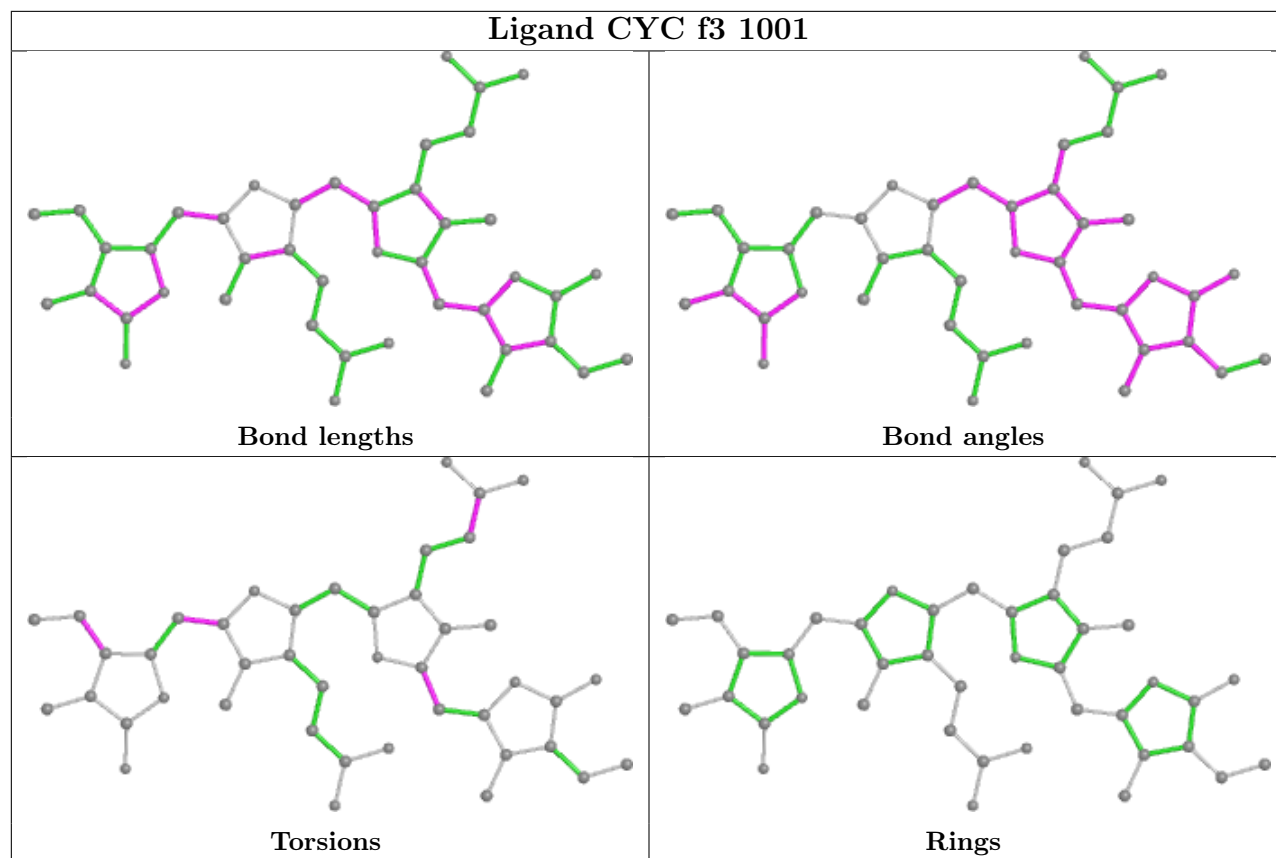


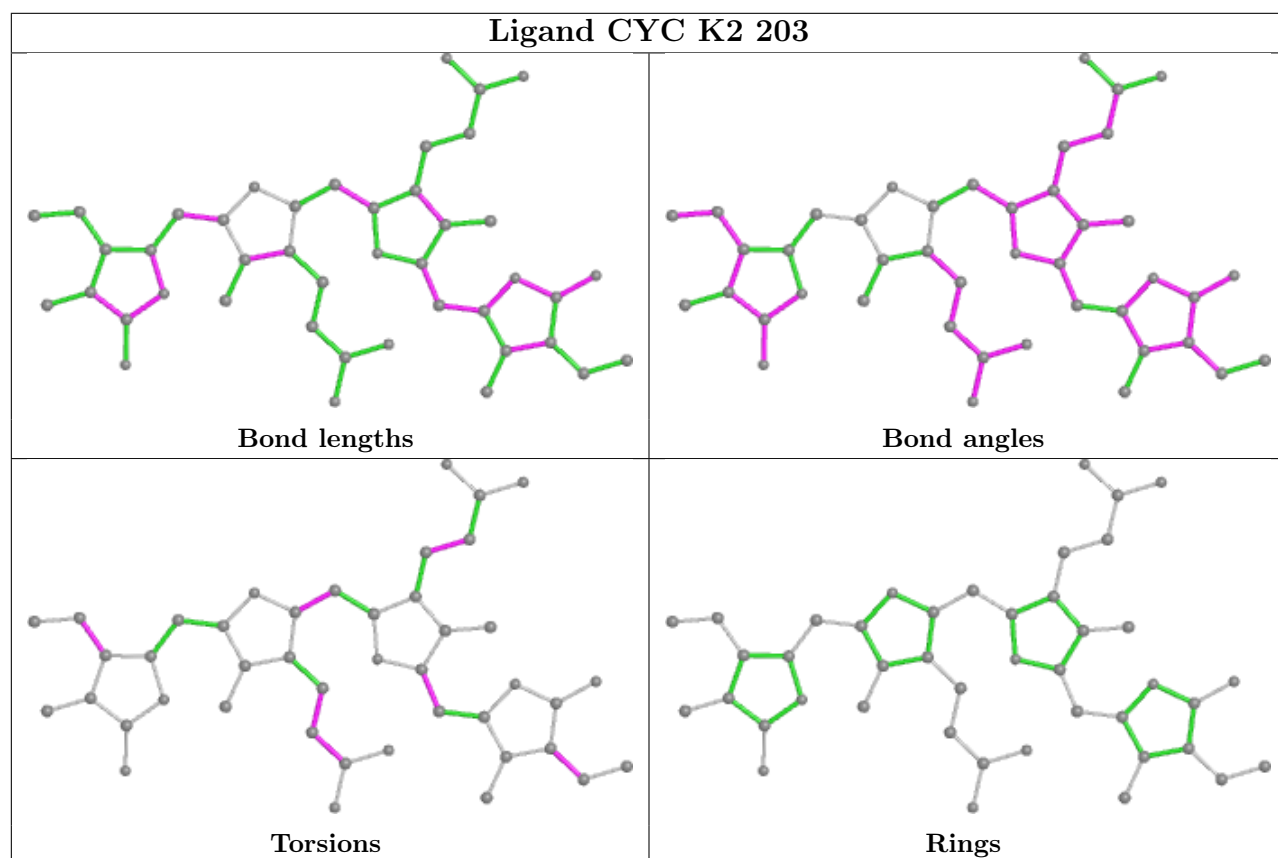
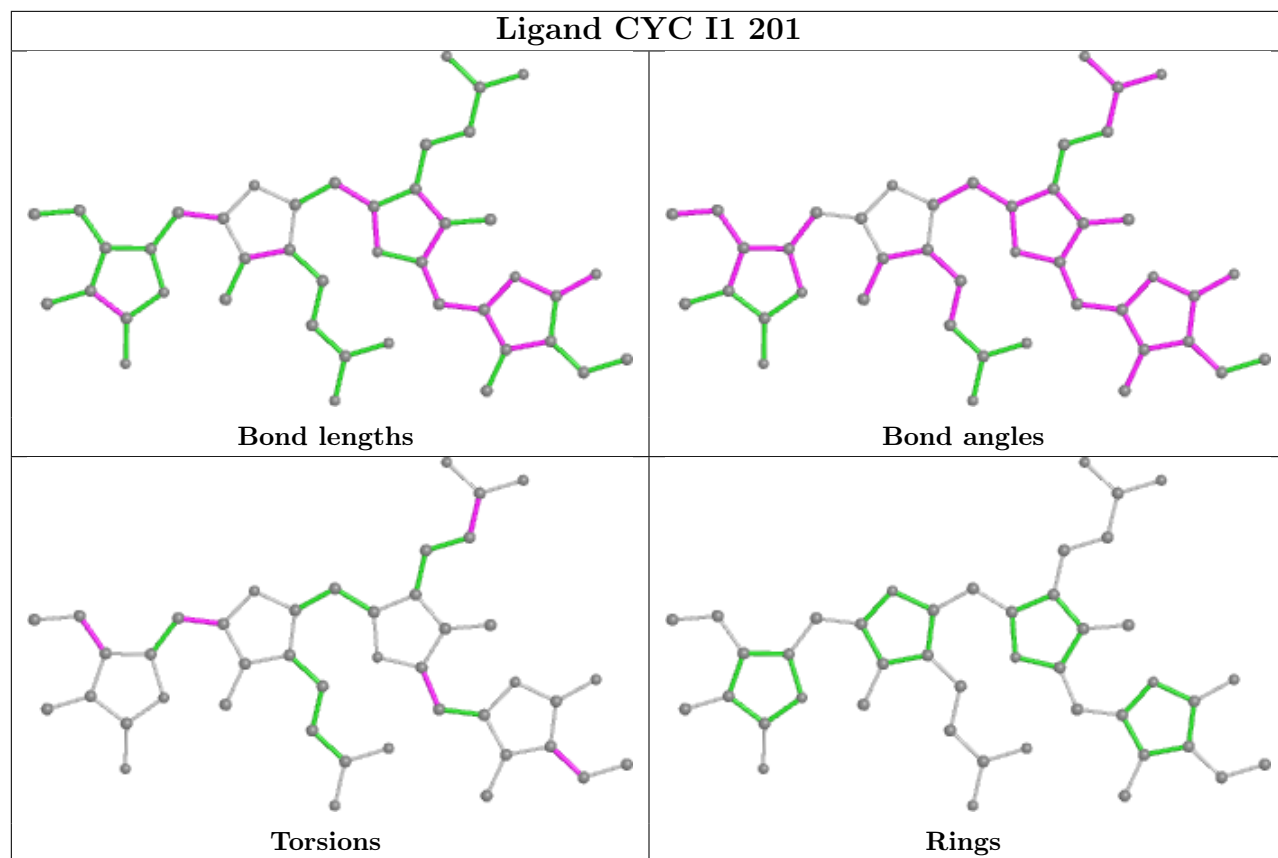


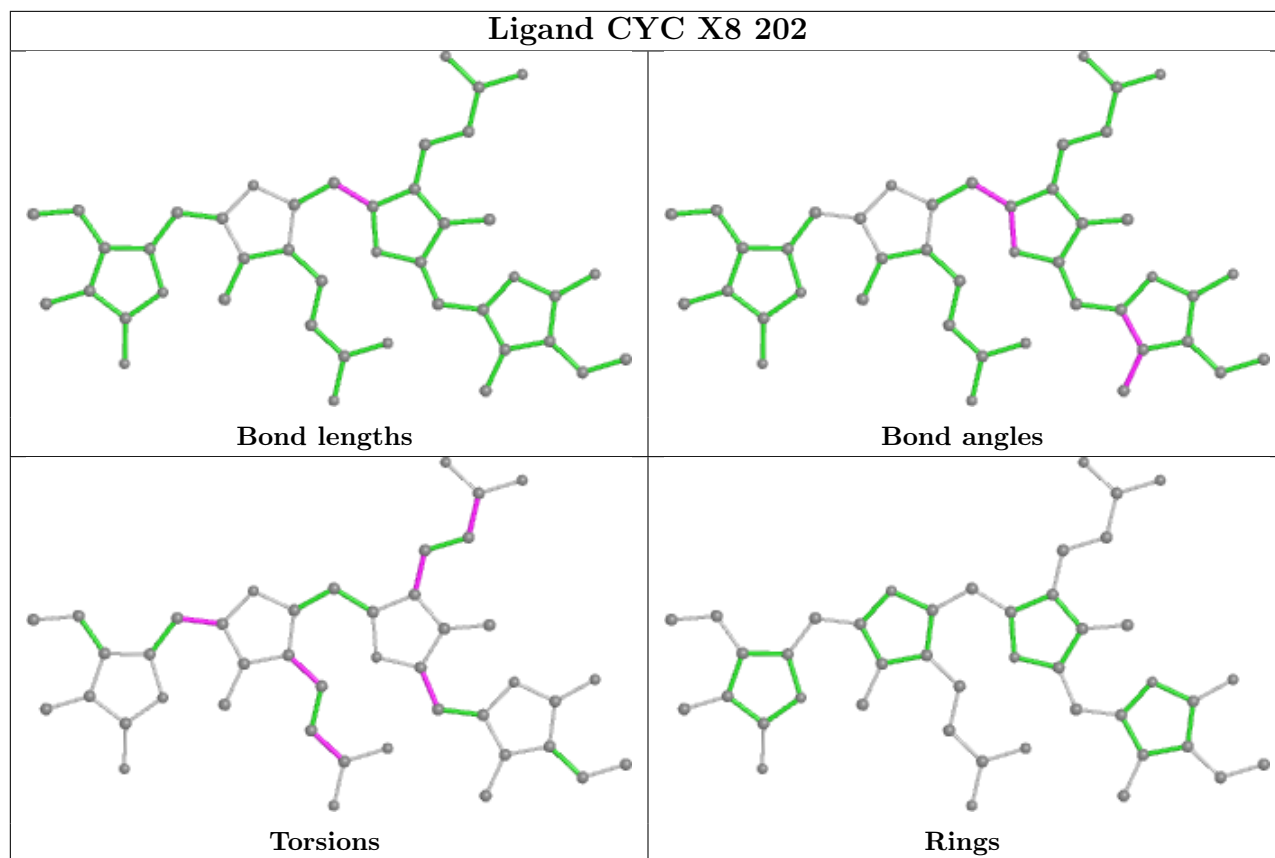


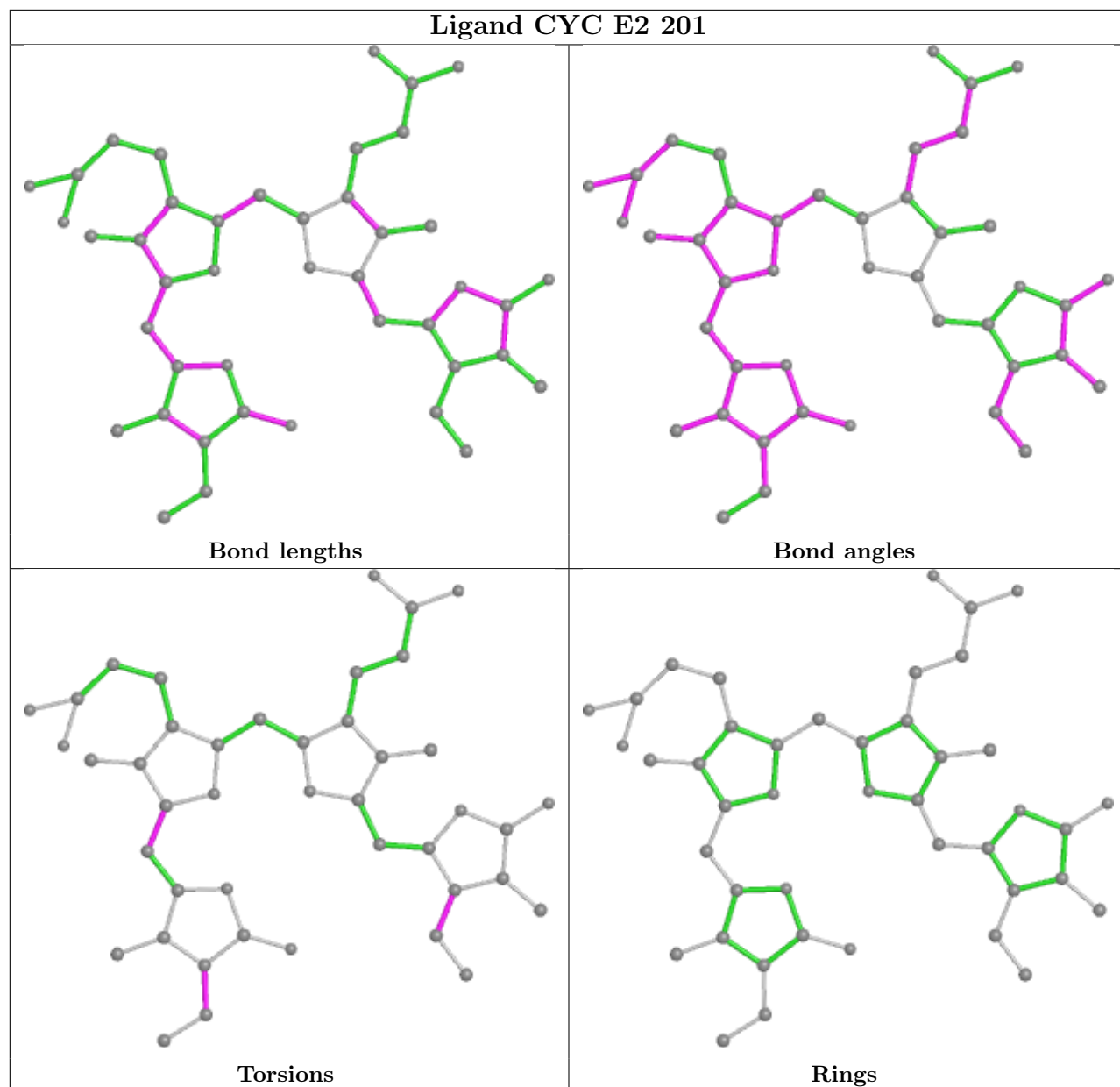


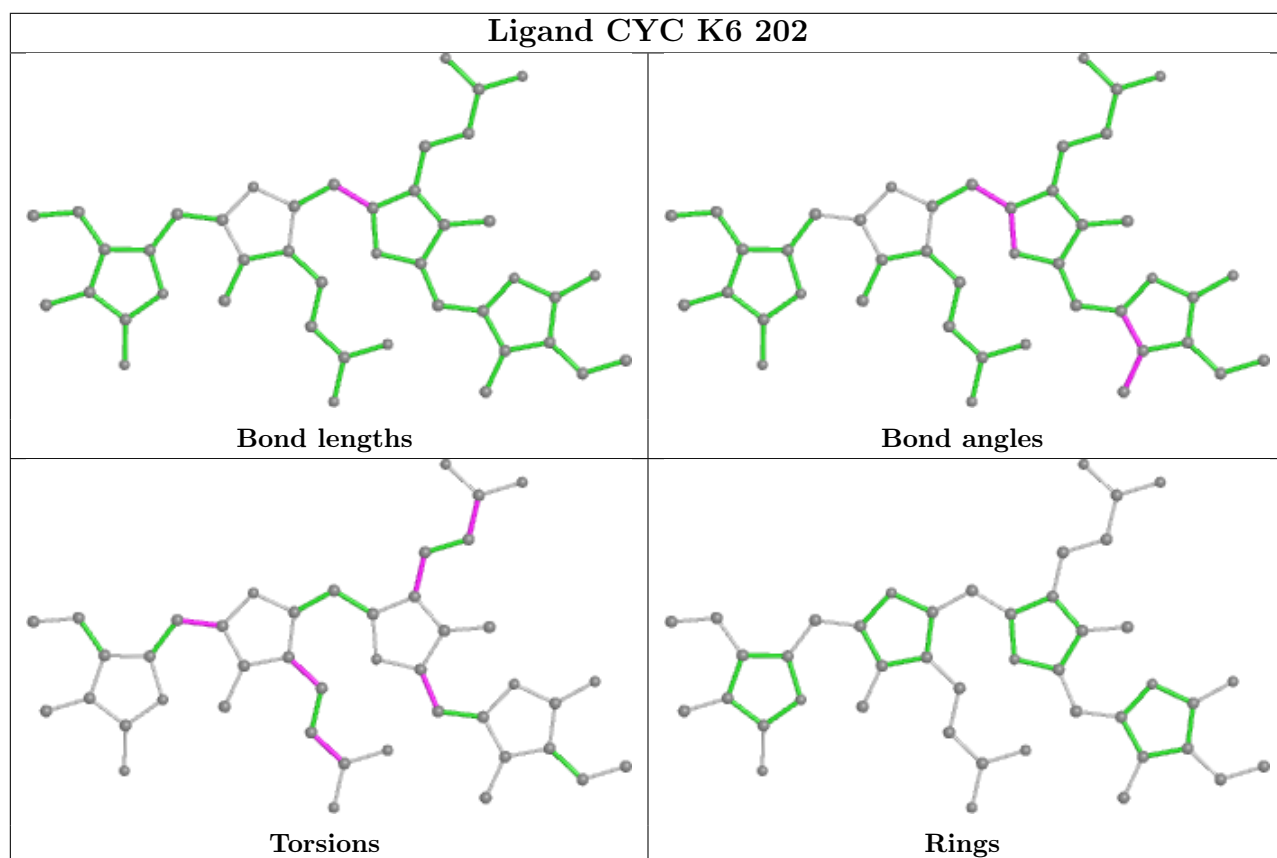
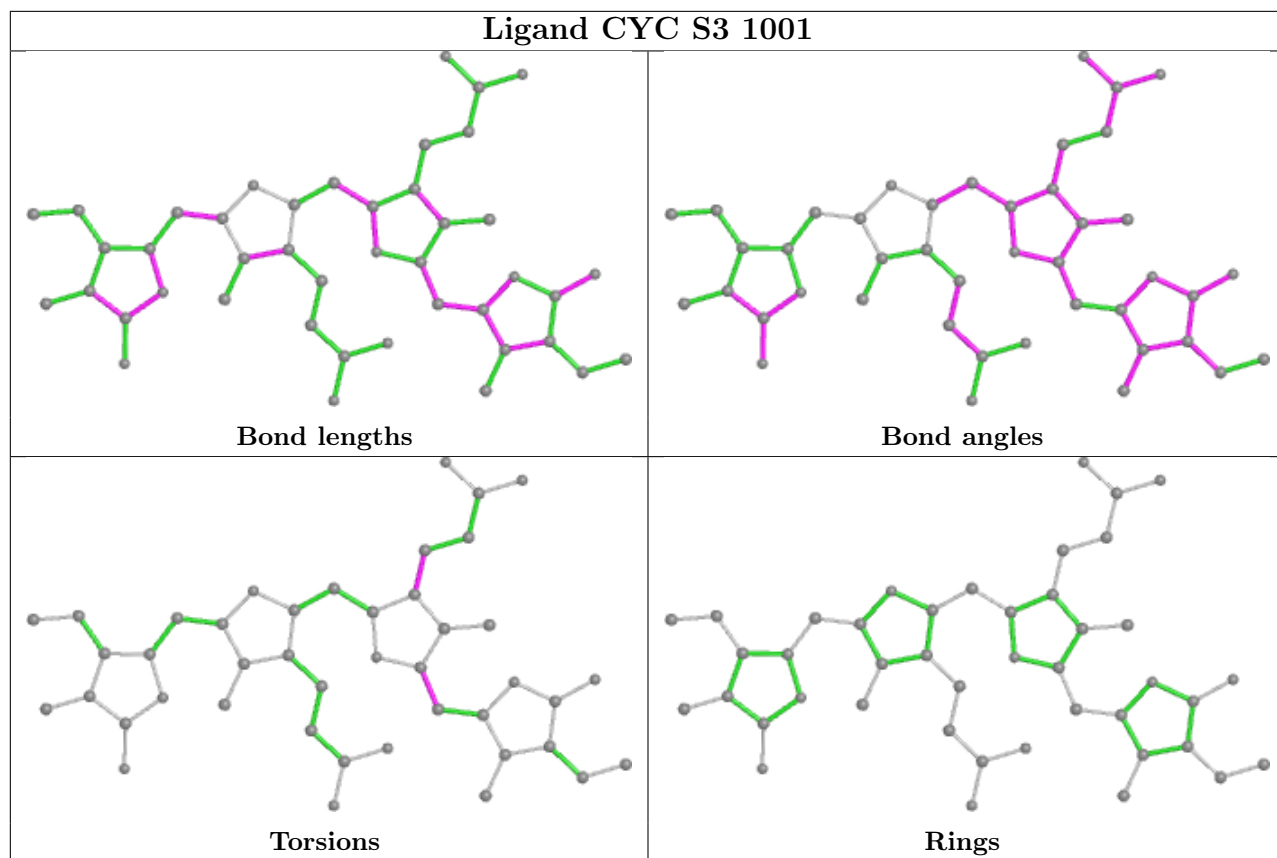


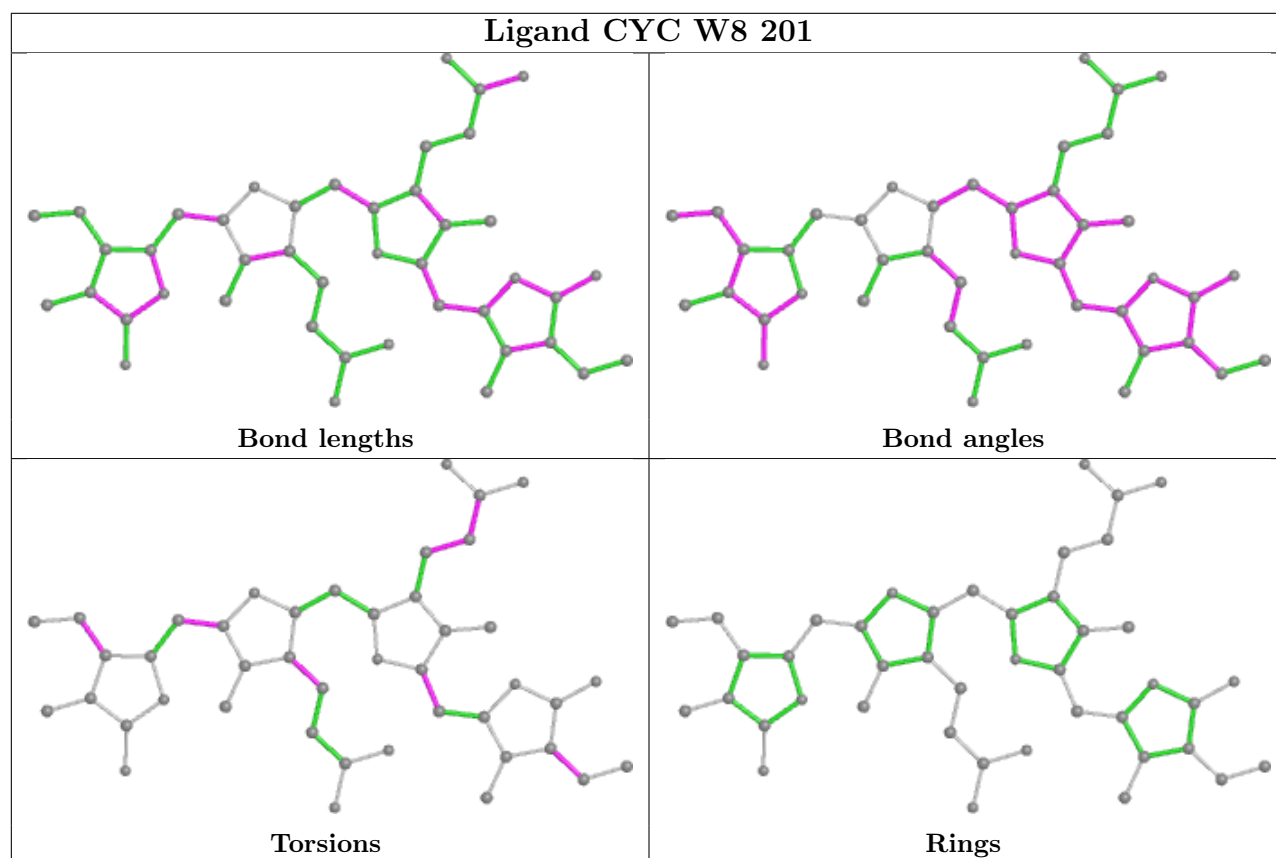
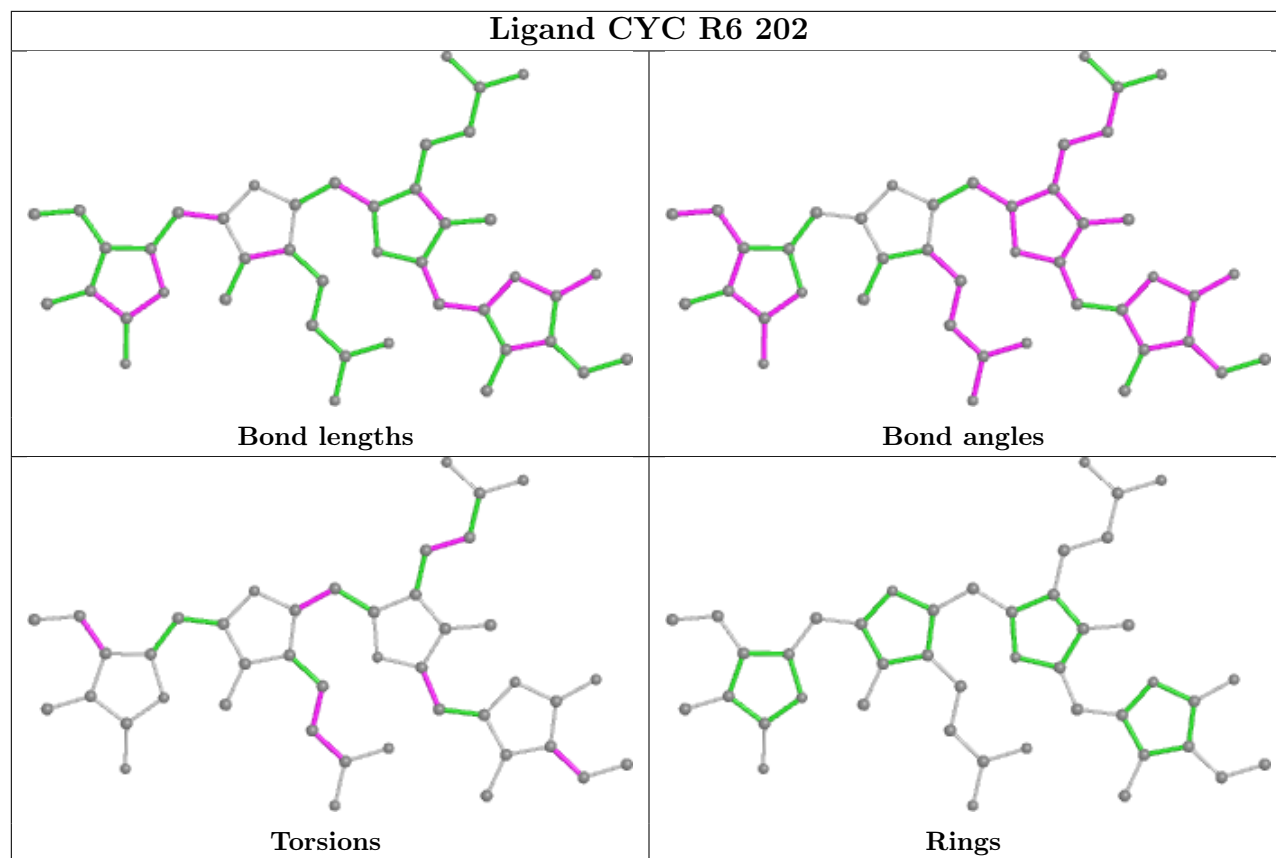


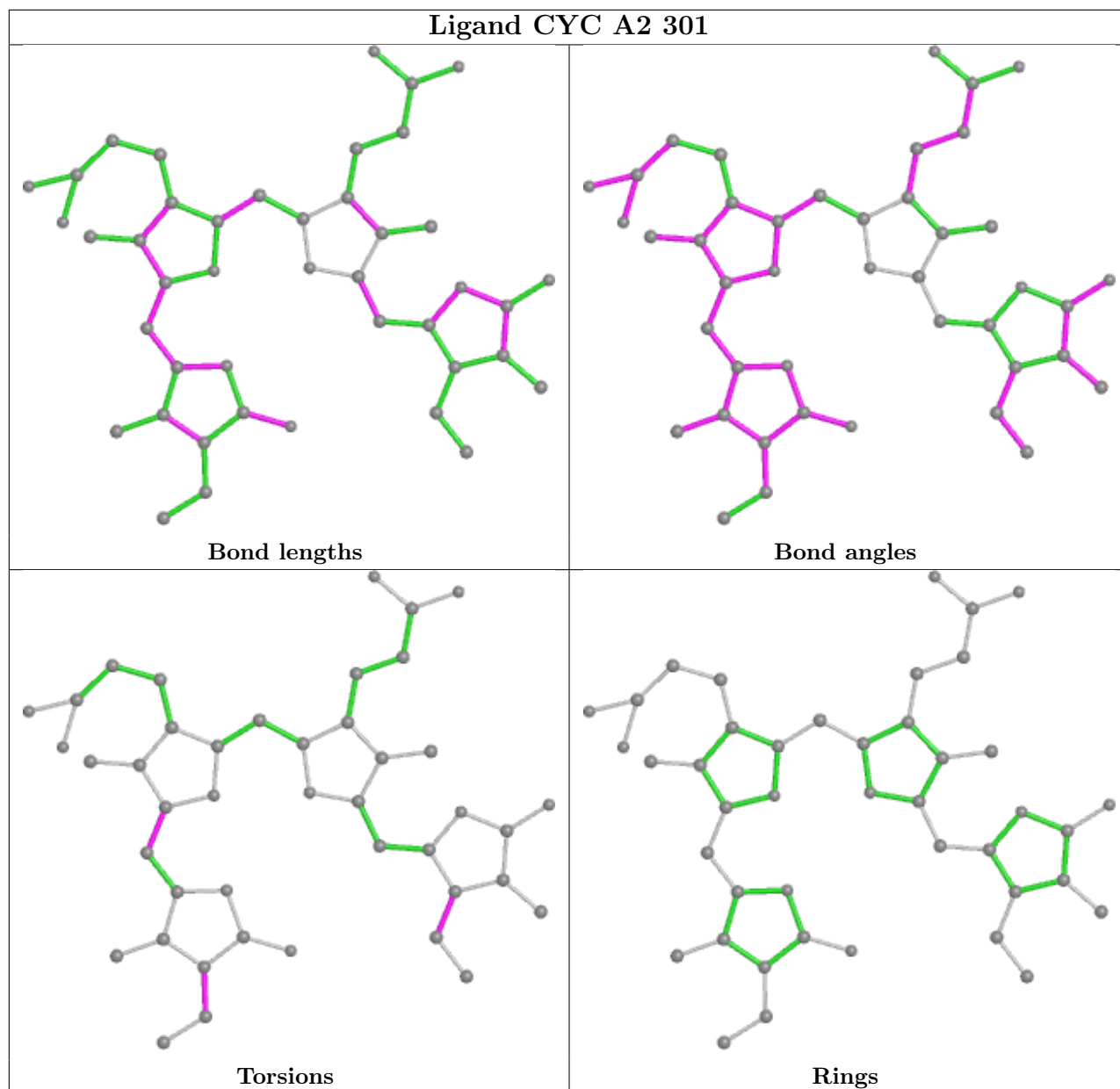


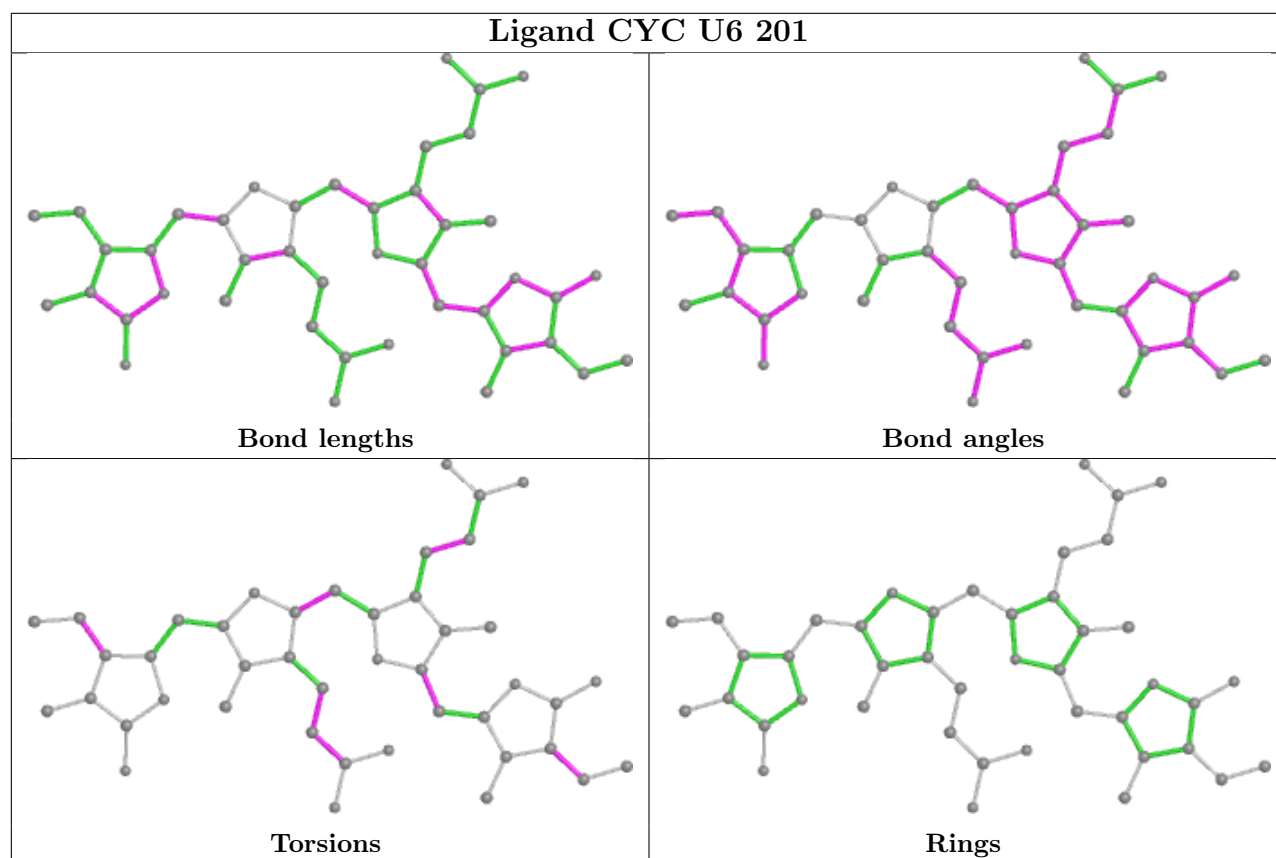
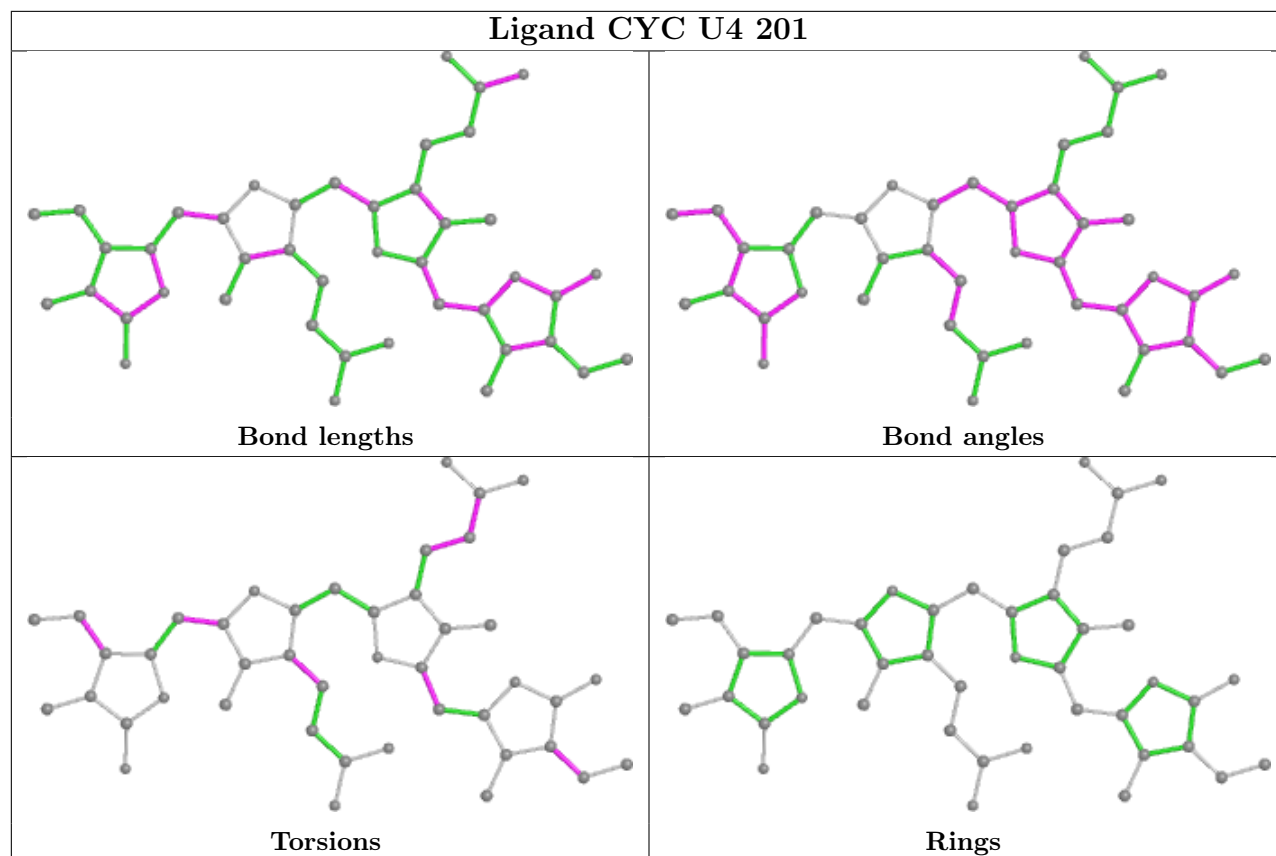


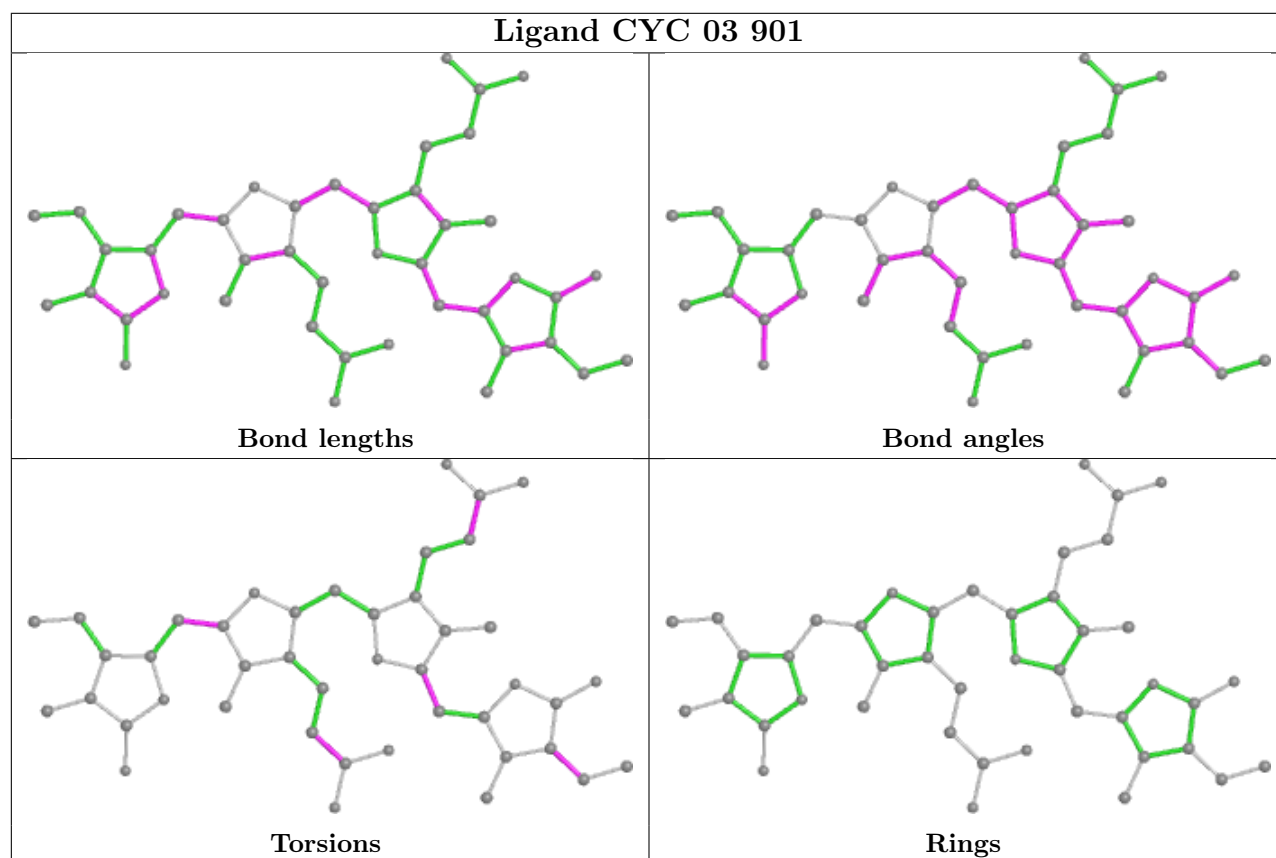
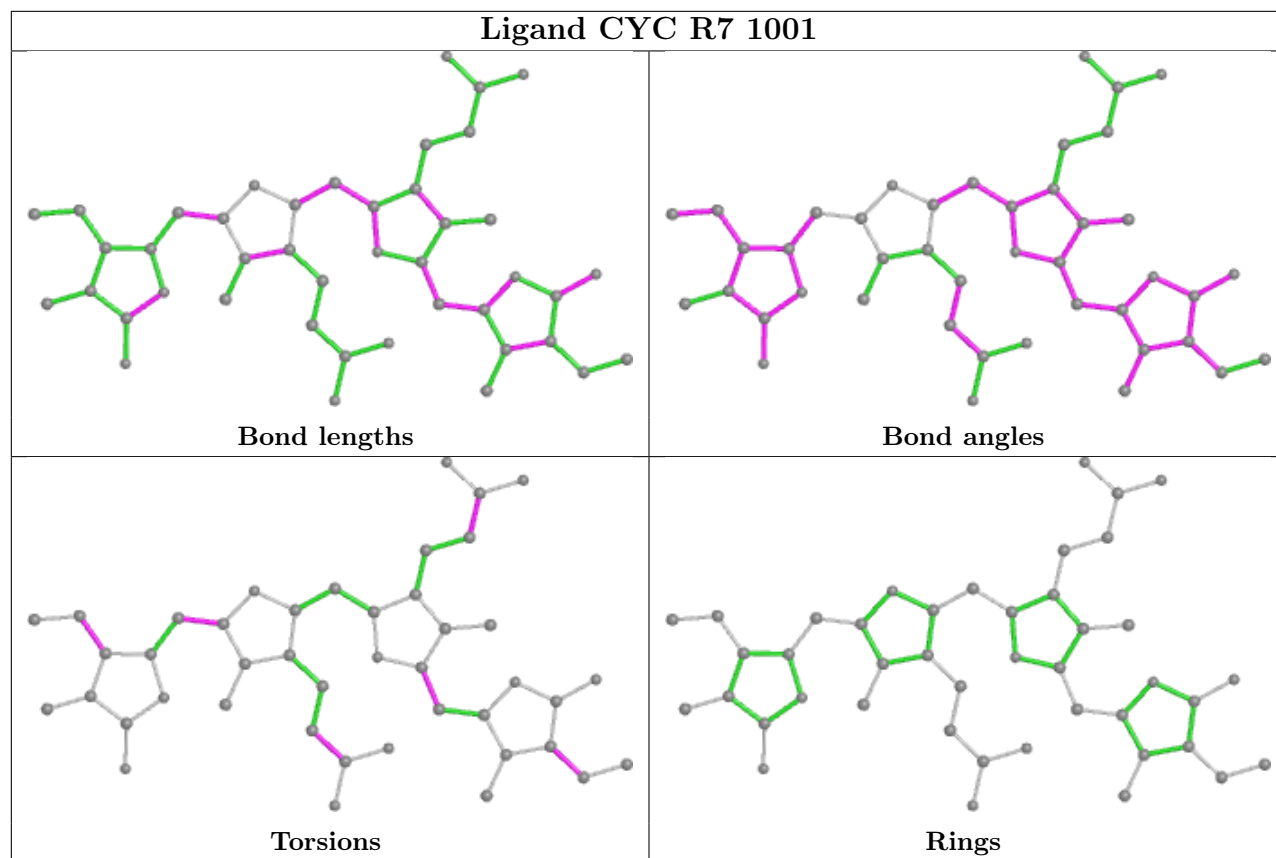


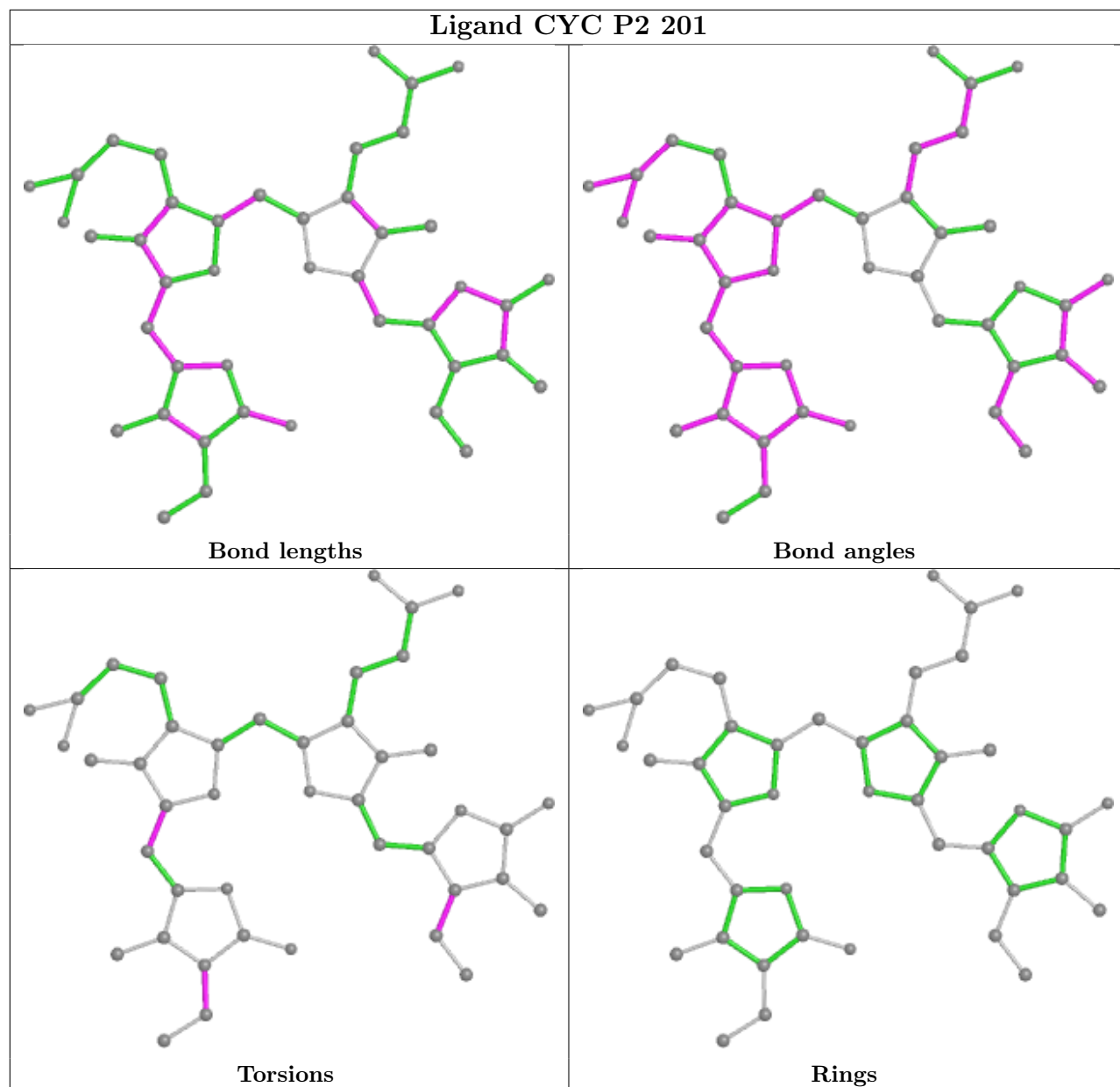


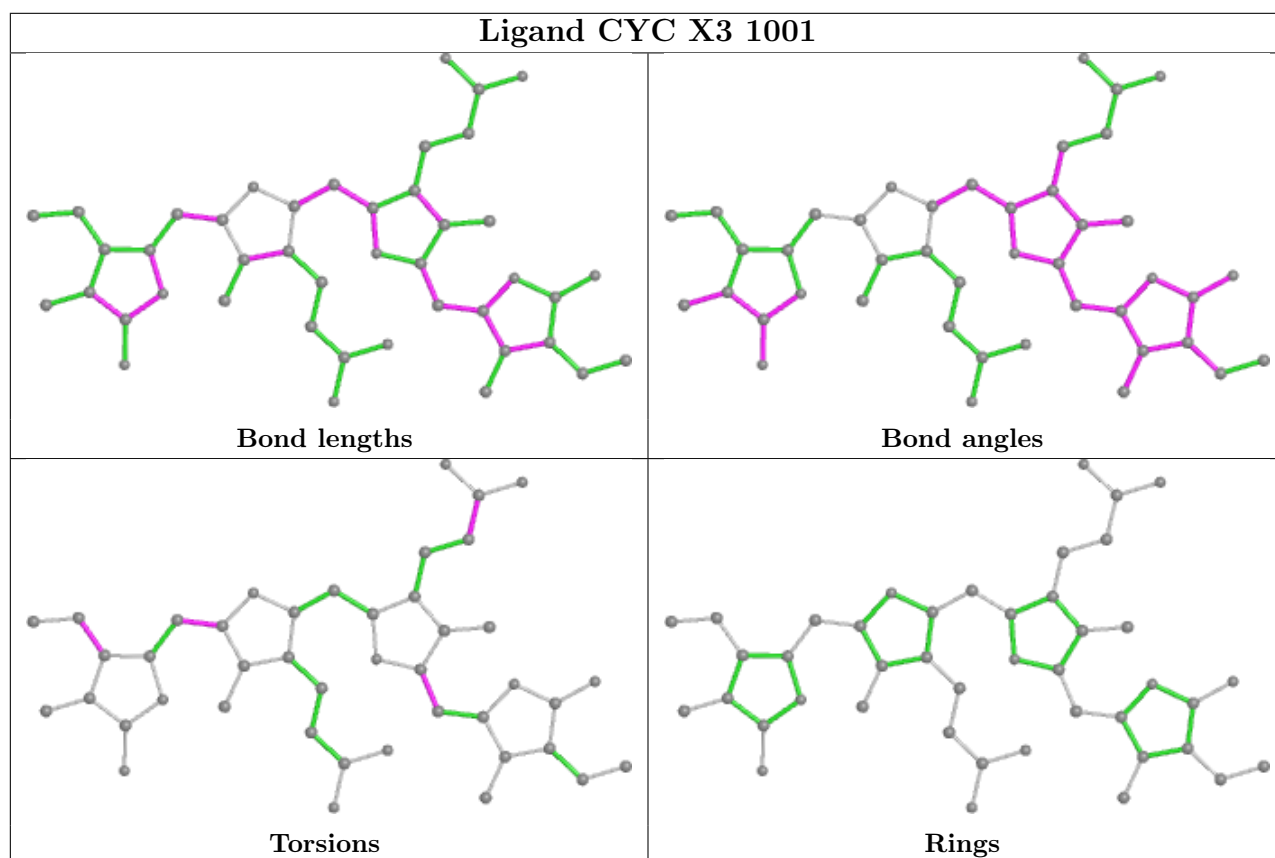
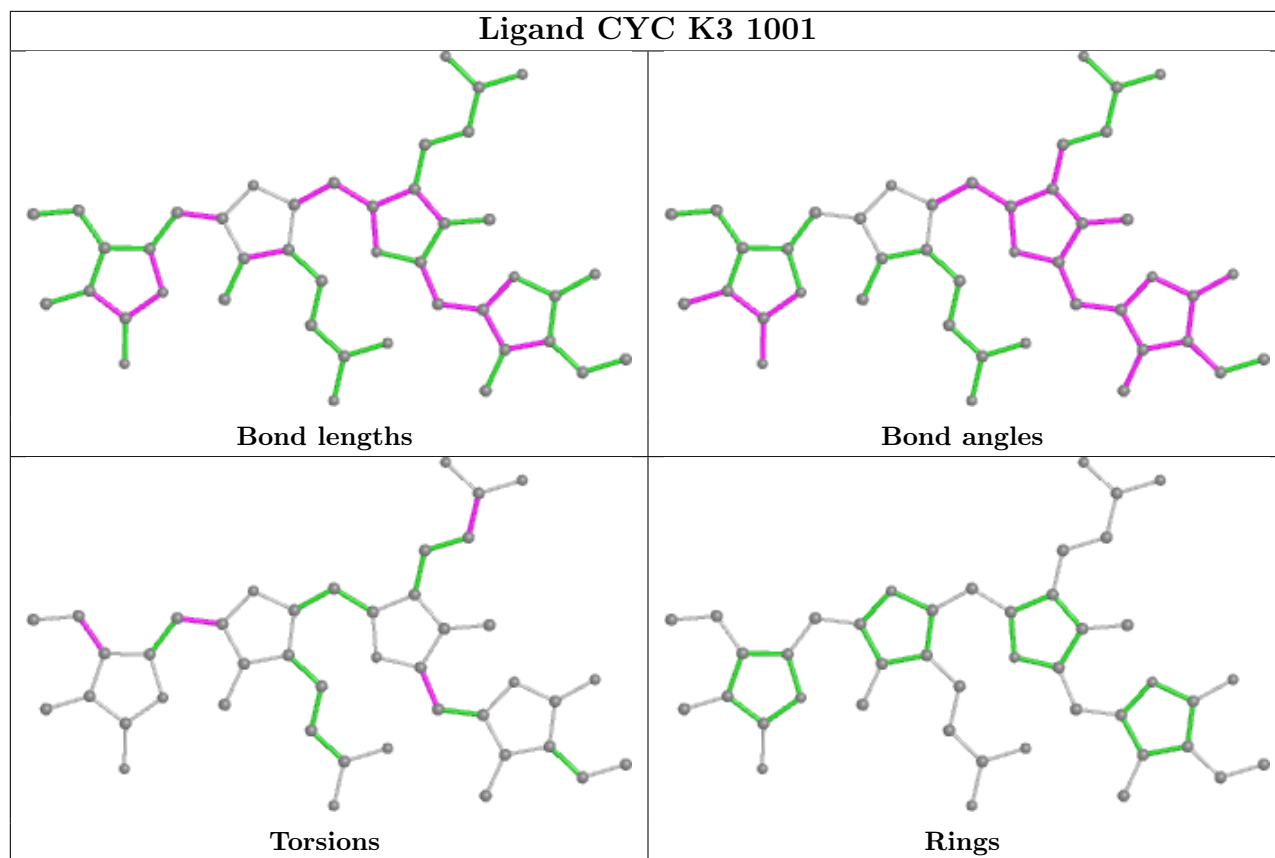


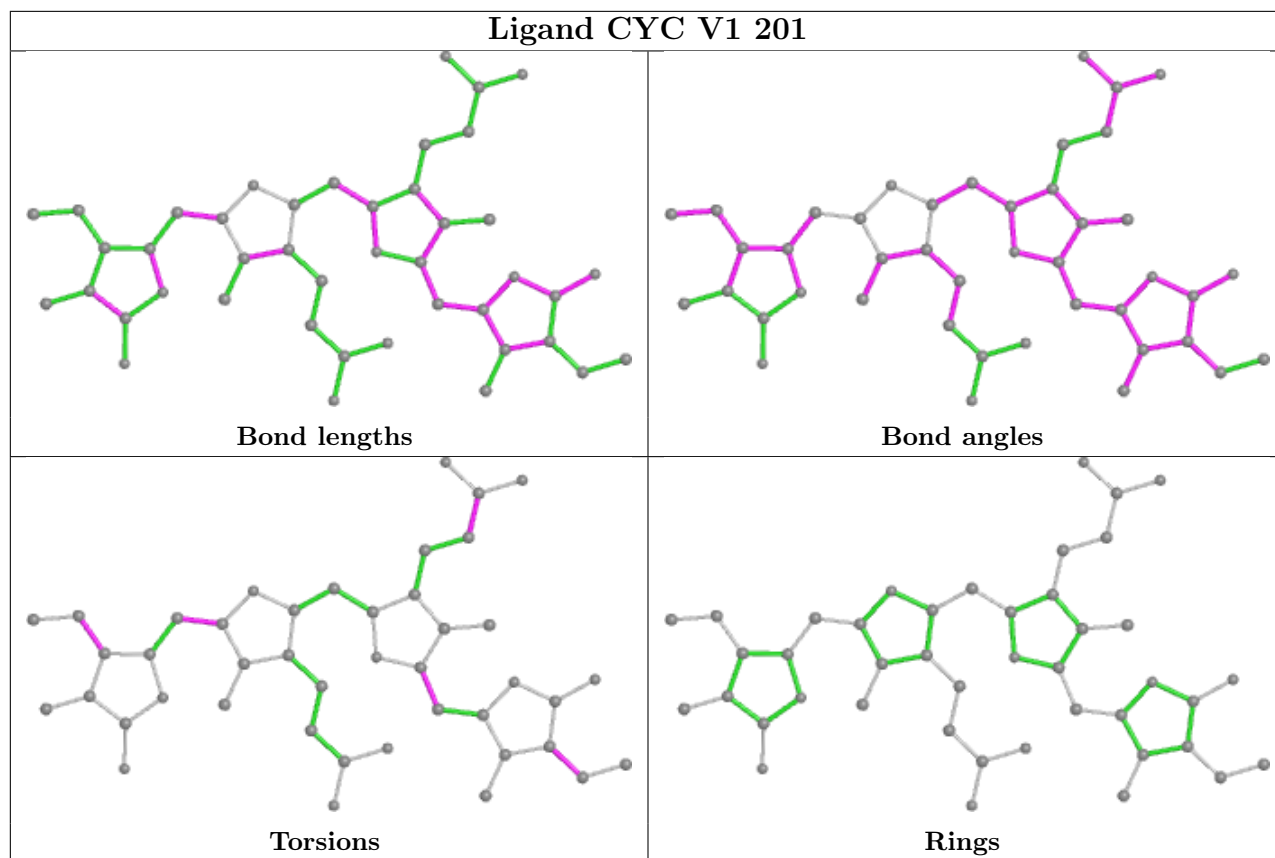


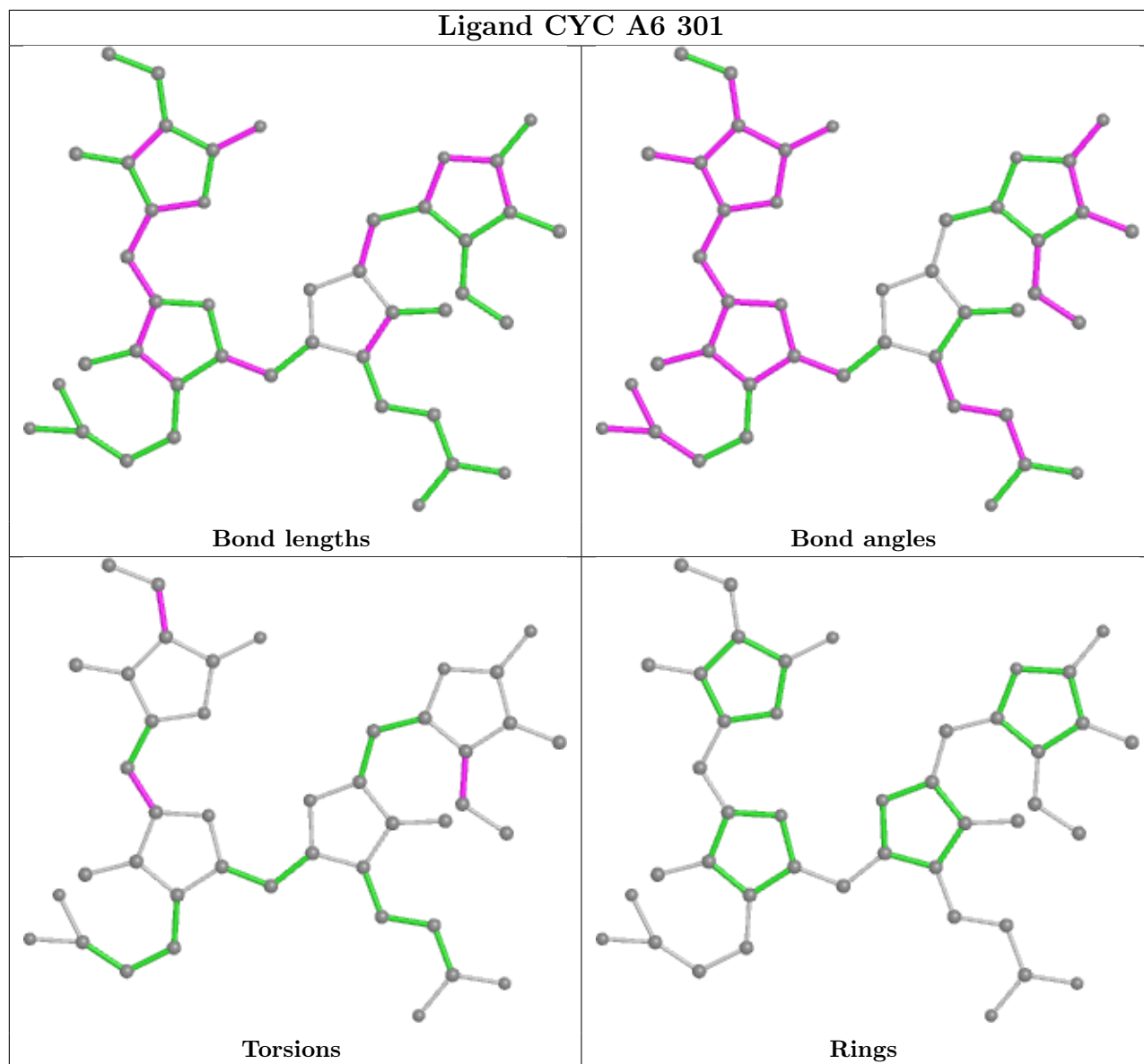


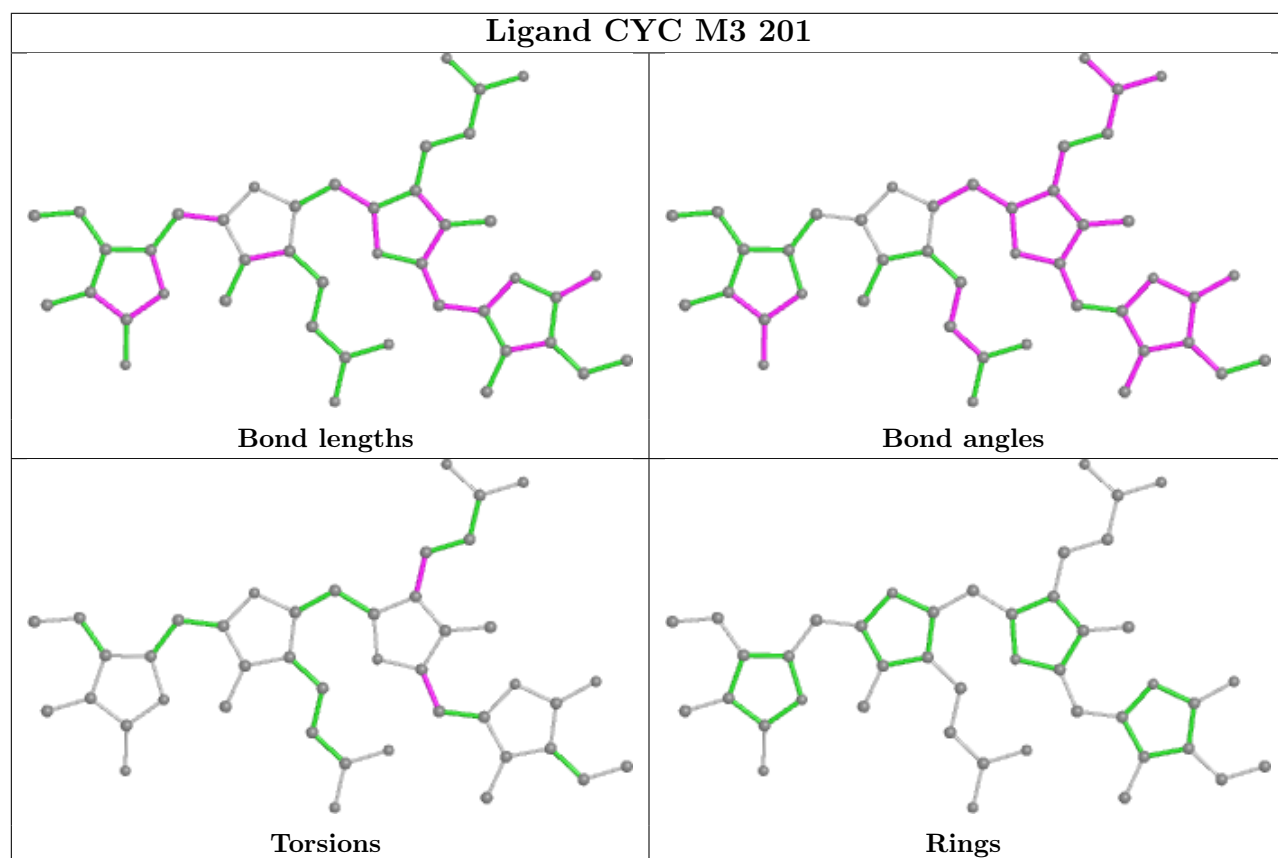
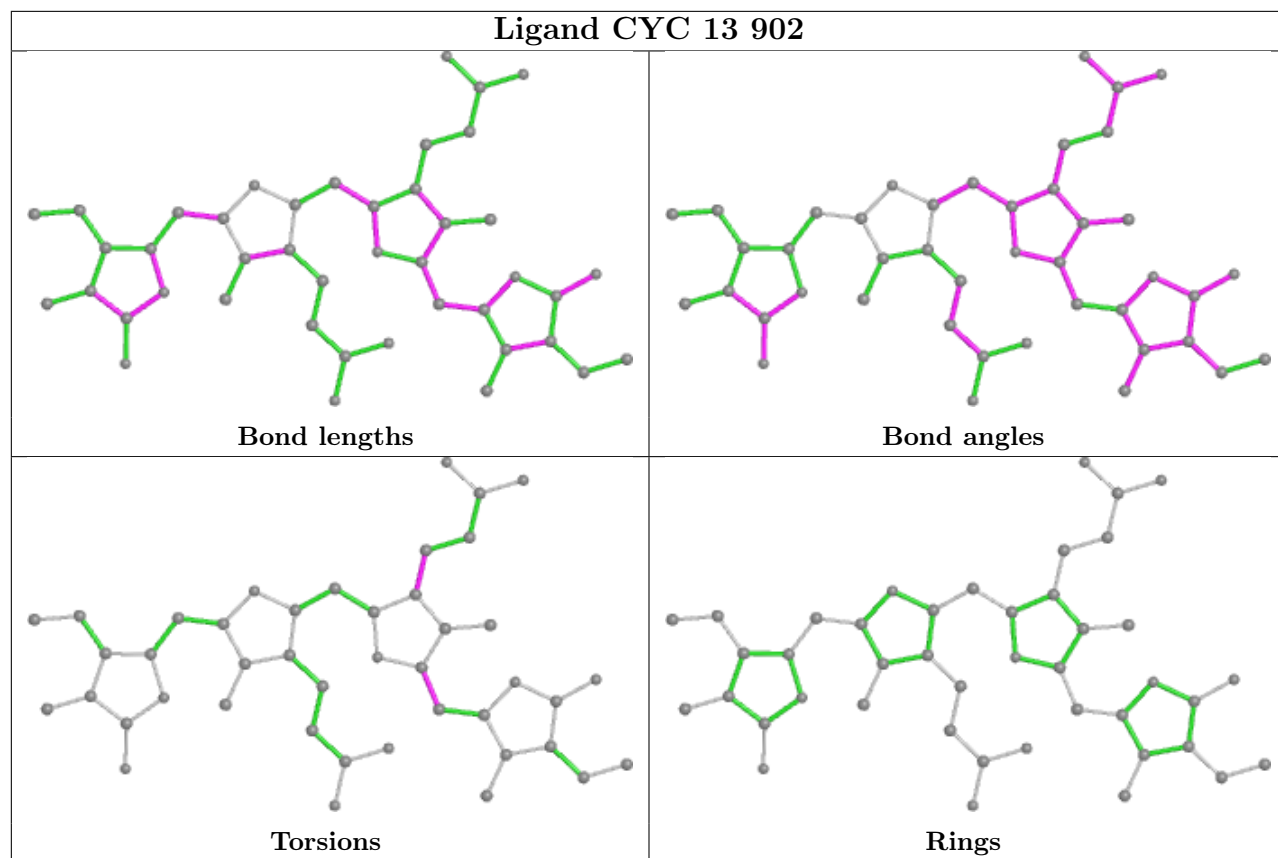


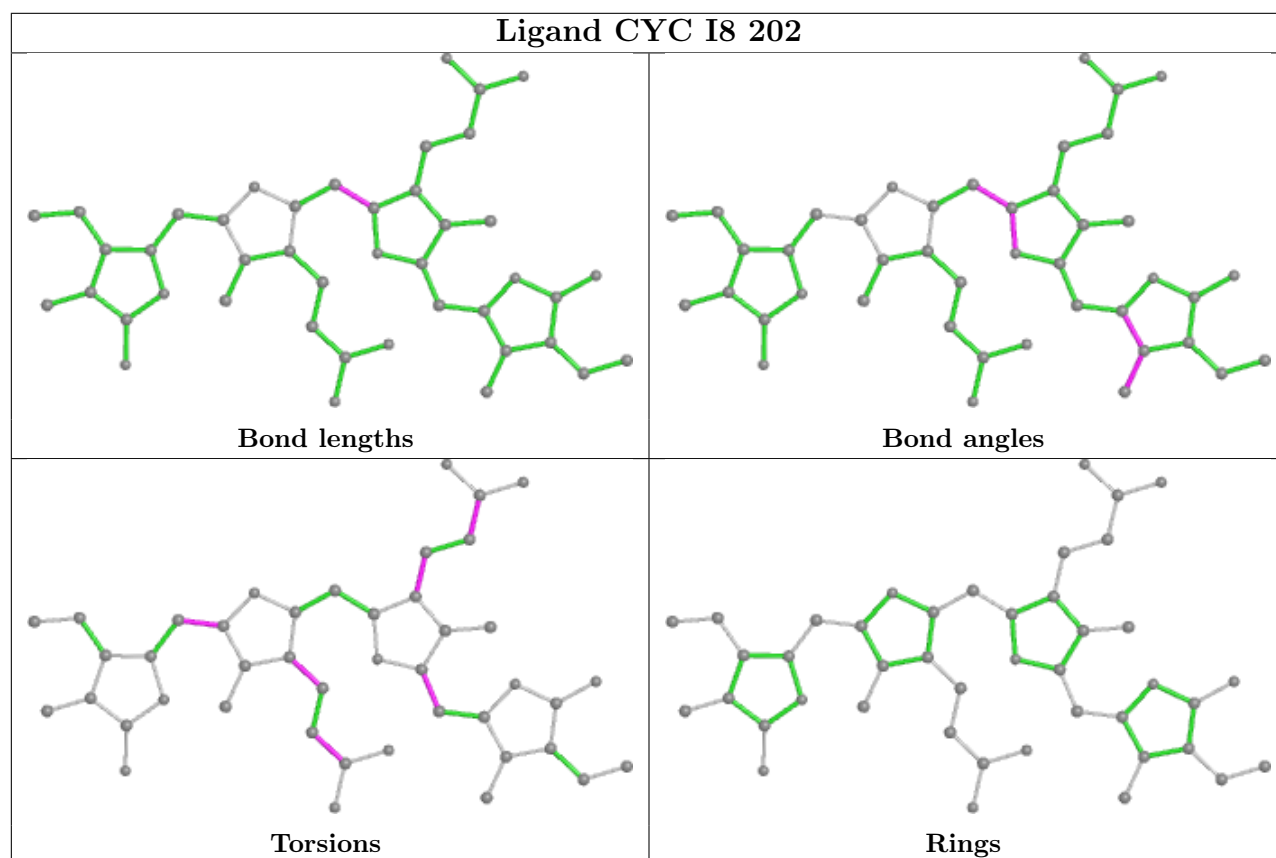
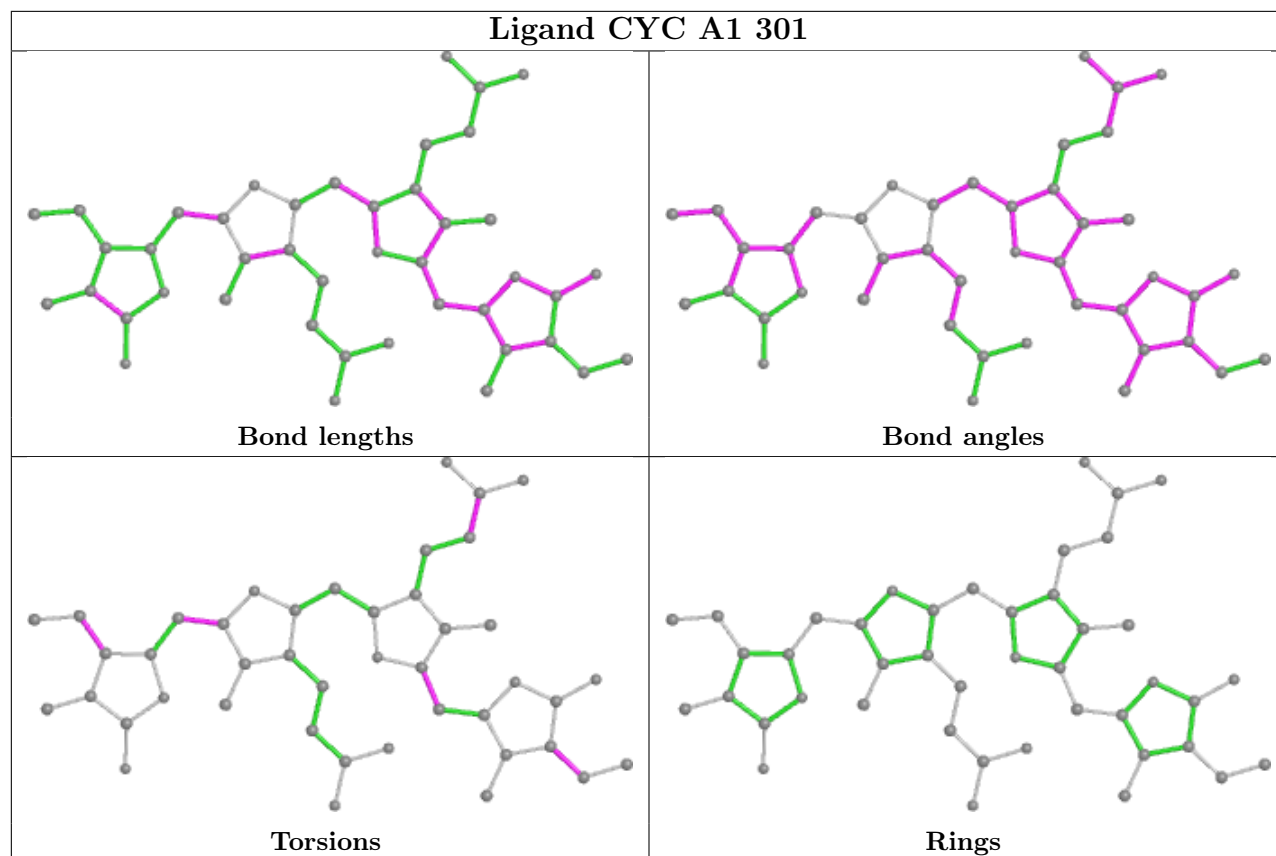


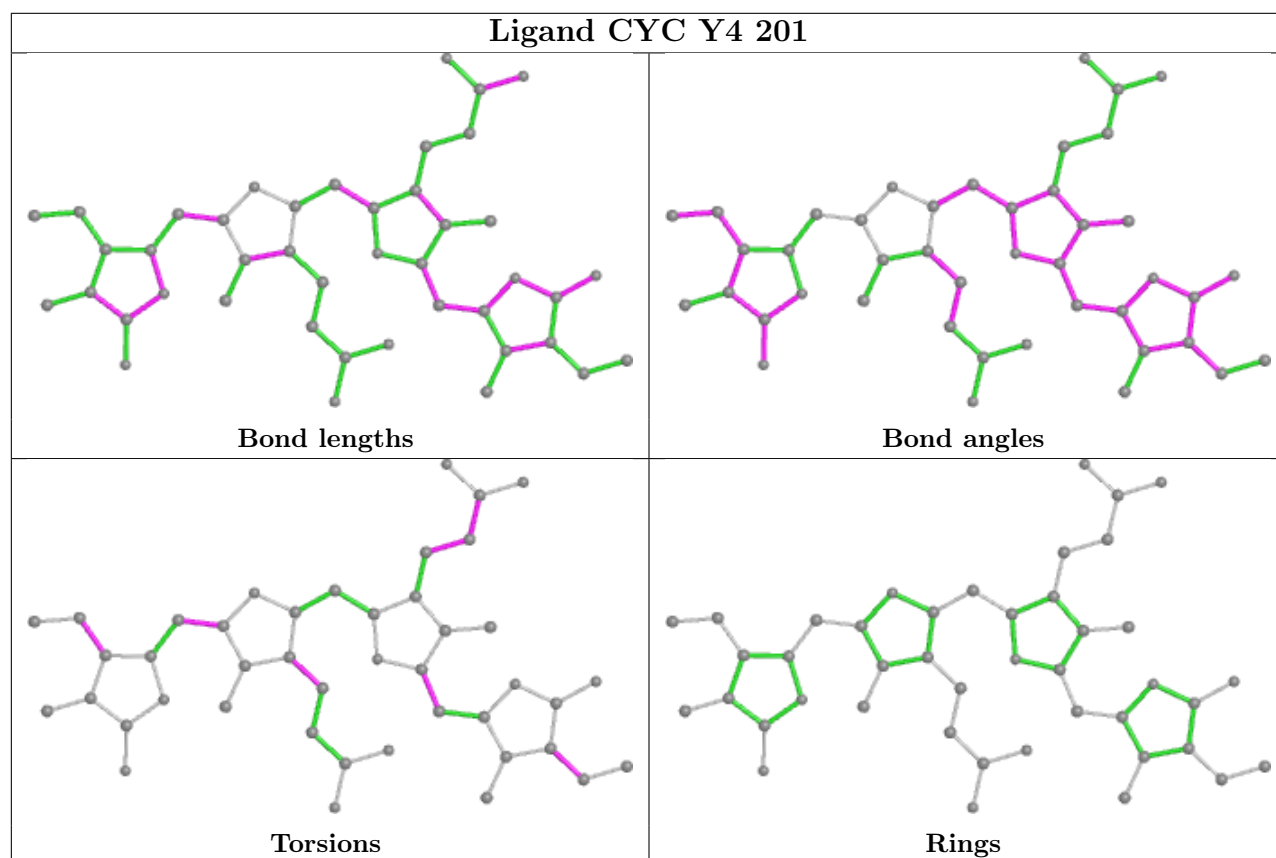
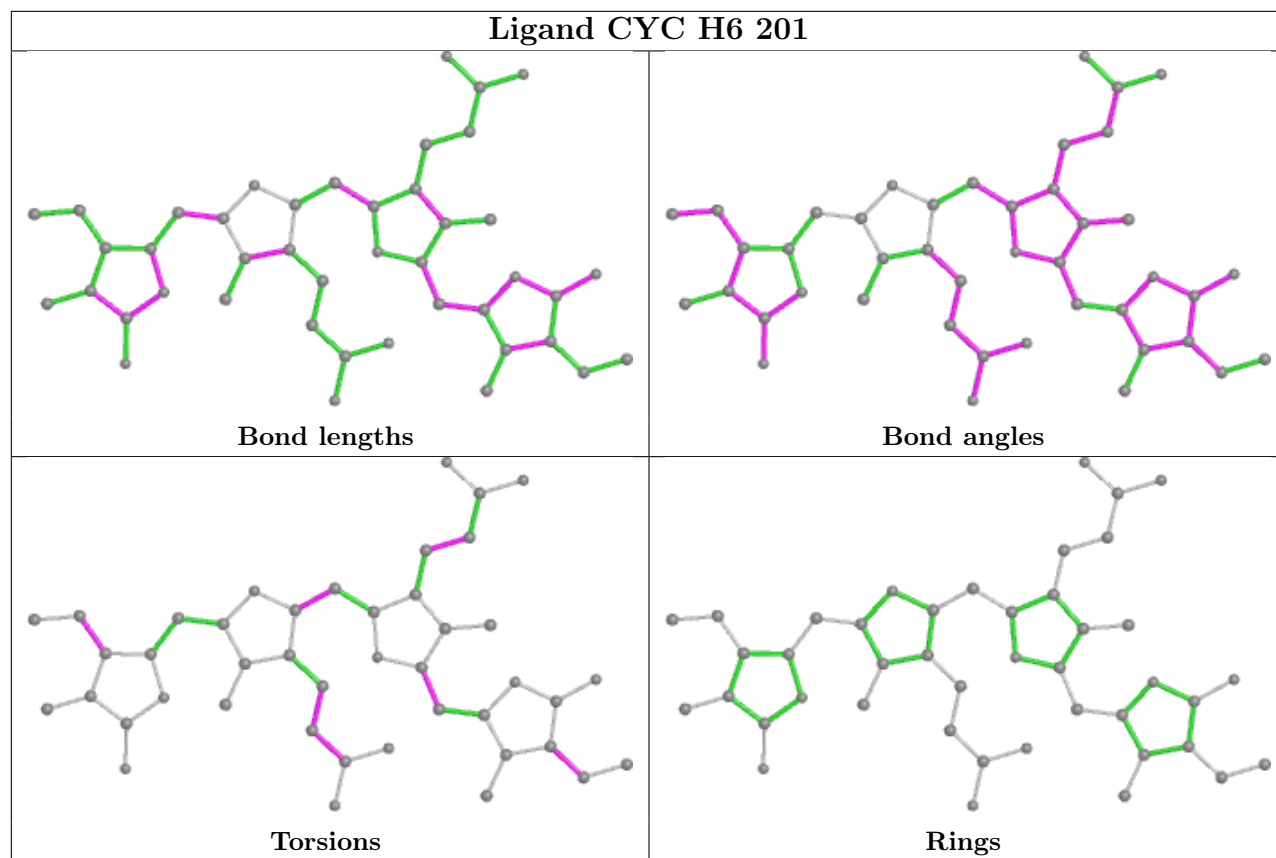


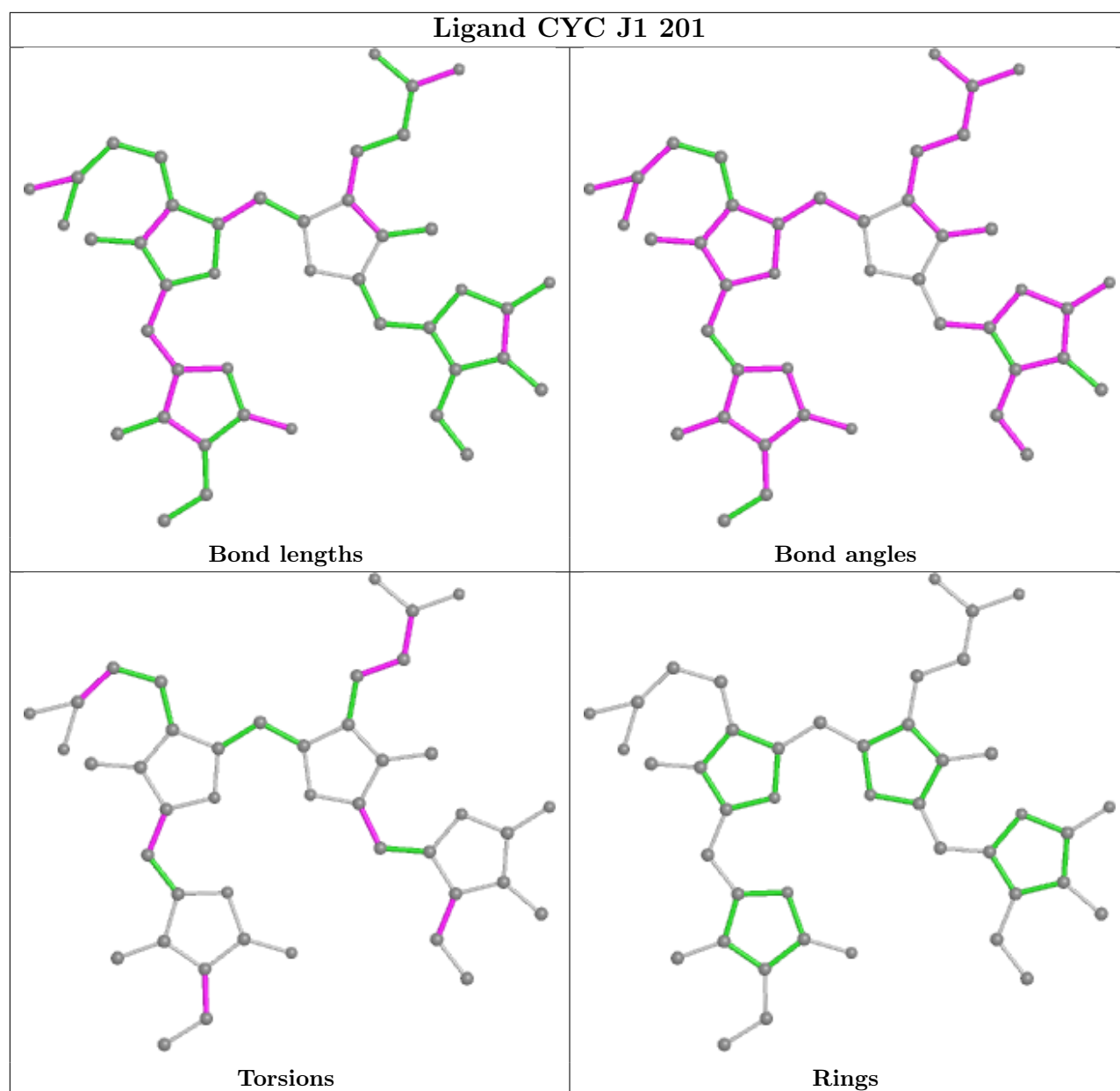












5.7 Other polymers [i](#)

There are no such residues in this entry.

5.8 Polymer linkage issues [i](#)

There are no chain breaks in this entry.

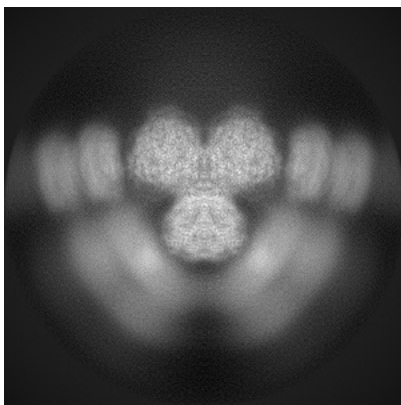
6 Map visualisation [i](#)

This section contains visualisations of the EMDB entry EMD-31373. These allow visual inspection of the internal detail of the map and identification of artifacts.


No raw map or half-maps were deposited for this entry and therefore no images, graphs, etc. pertaining to the raw map can be shown.

6.1 Orthogonal projections [i](#)

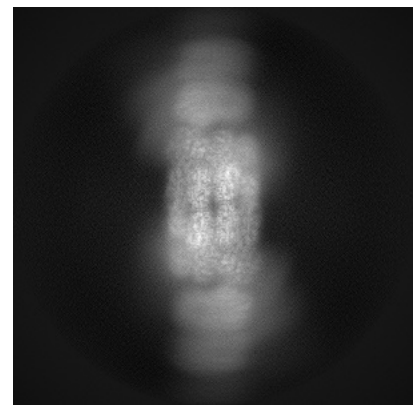
6.1.1 Primary map



X



Y

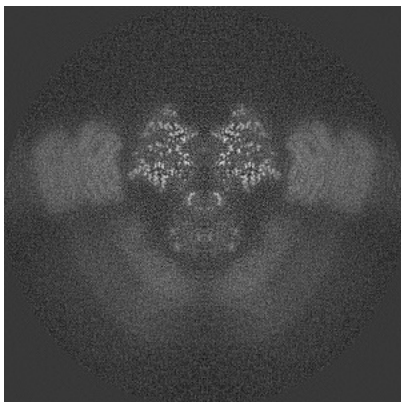


Z

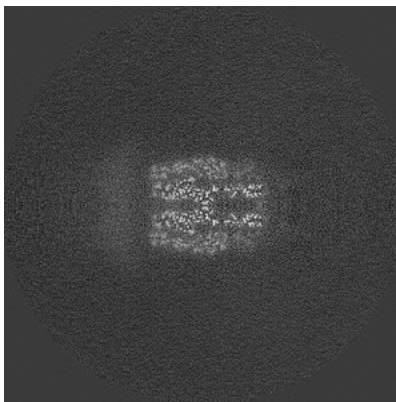
The images above show the map projected in three orthogonal directions.

6.2 Central slices [i](#)

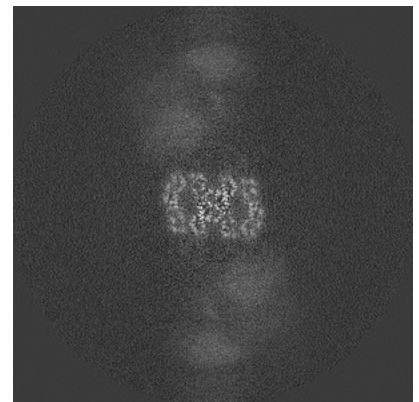
6.2.1 Primary map



X Index: 250



Y Index: 250

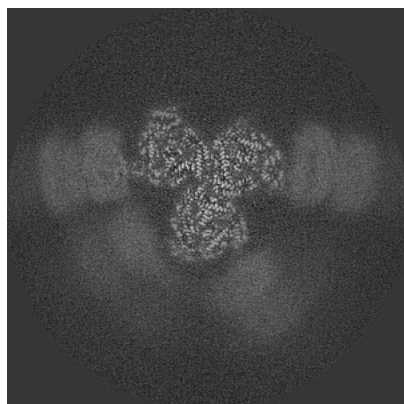


Z Index: 250

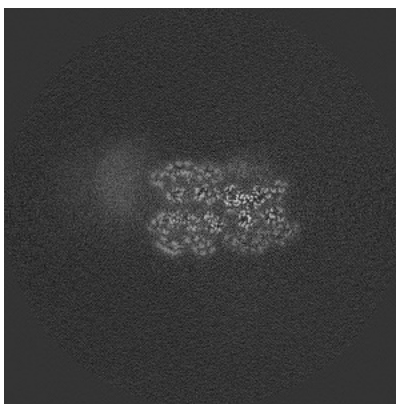
The images above show central slices of the map in three orthogonal directions.

6.3 Largest variance slices [i](#)

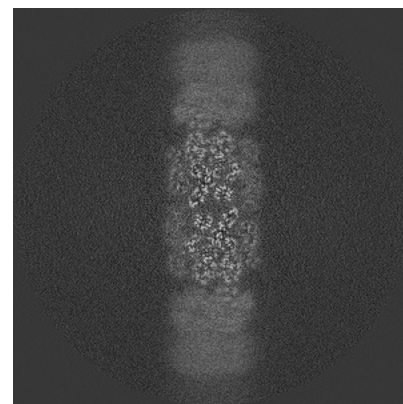
6.3.1 Primary map



X Index: 265



Y Index: 272




Z Index: 294

The images above show the largest variance slices of the map in three orthogonal directions.

6.4 Orthogonal surface views [i](#)

6.4.1 Primary map



X



Y



Z

The images above show the 3D surface view of the map at the recommended contour level 0.0167. These images, in conjunction with the slice images, may facilitate assessment of whether an appropriate contour level has been provided.

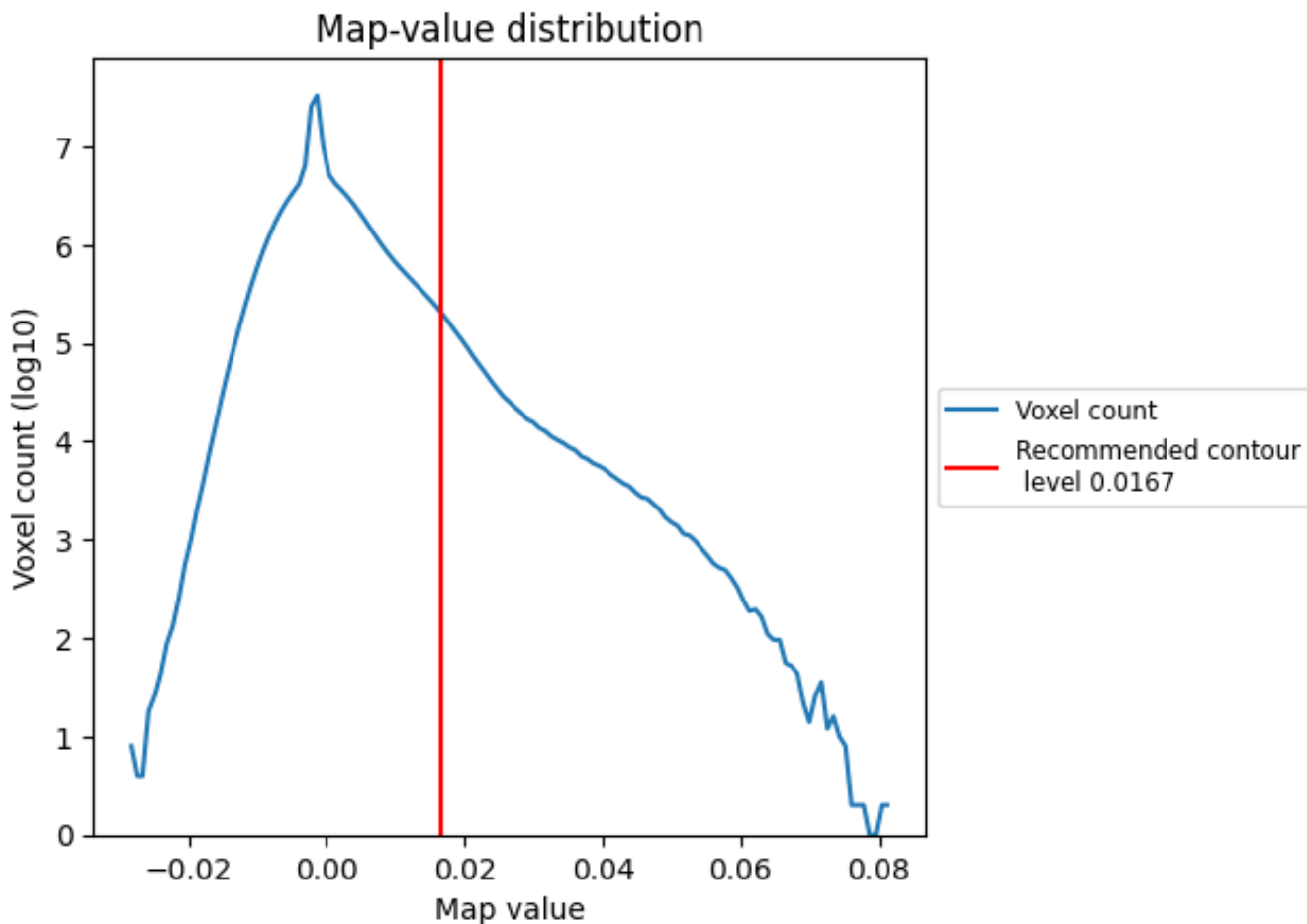
6.5 Mask visualisation

This section was not generated. No masks/segmentation were deposited.

7 Map analysis [i](#)

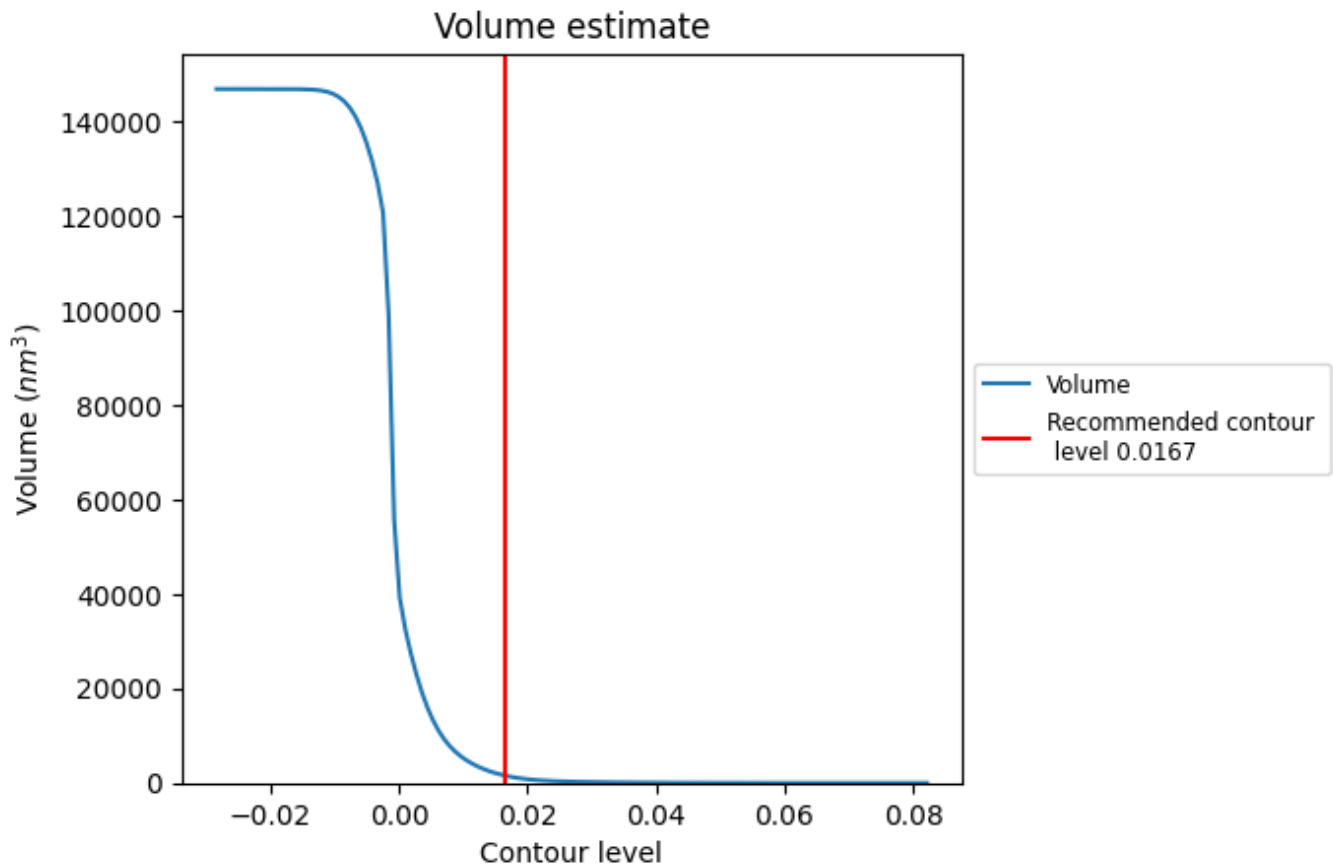
This section contains the results of statistical analysis of the map.

7.1 Map-value distribution [i](#)



The map-value distribution is plotted in 128 intervals along the x-axis. The y-axis is logarithmic. A spike in this graph at zero usually indicates that the volume has been masked.

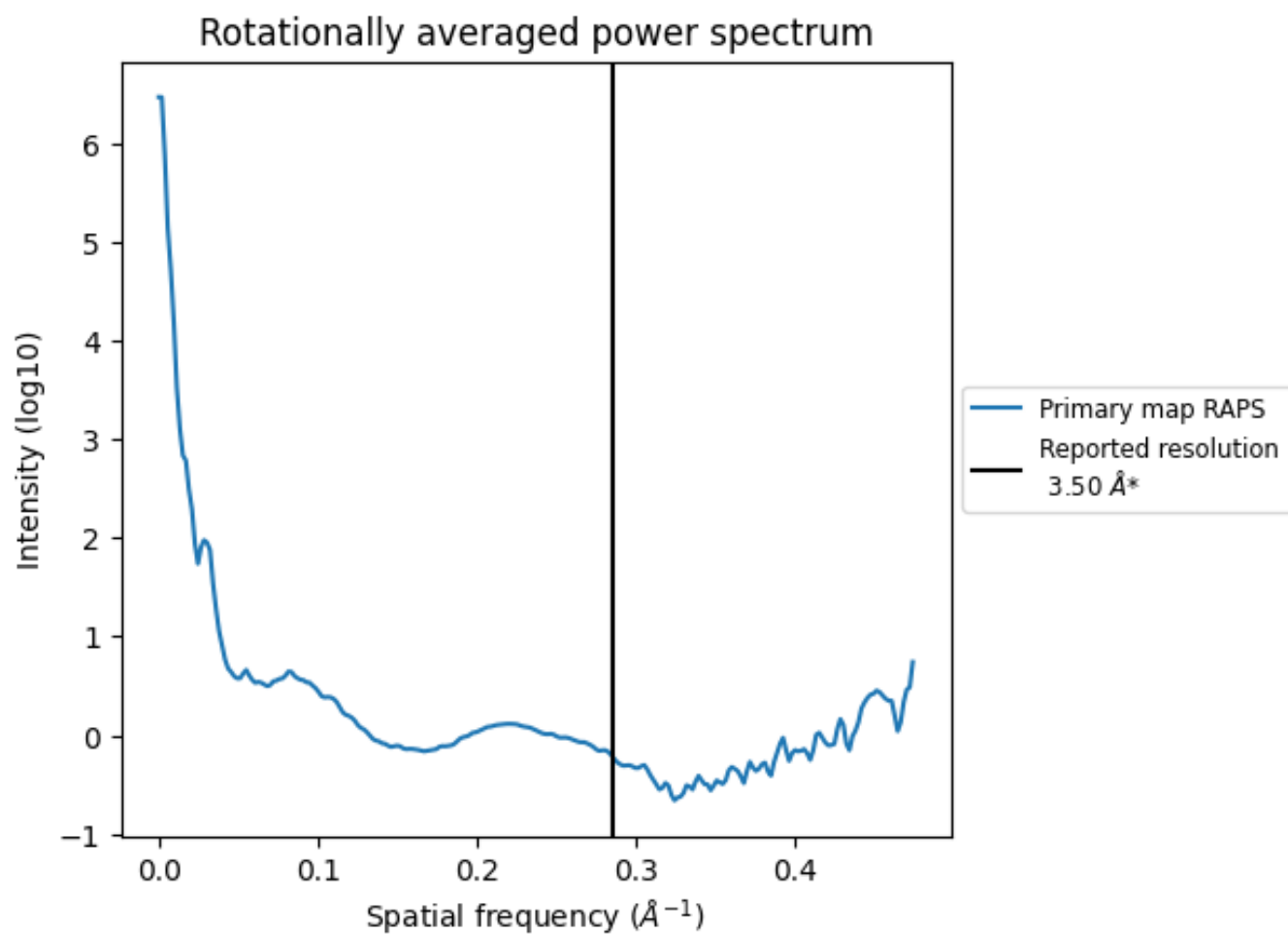
7.2 Volume estimate [i](#)



The volume at the recommended contour level is 1508 nm^3 ; this corresponds to an approximate mass of 1362 kDa.

The volume estimate graph shows how the enclosed volume varies with the contour level. The recommended contour level is shown as a vertical line and the intersection between the line and the curve gives the volume of the enclosed surface at the given level.

7.3 Rotationally averaged power spectrum [i](#)



*Reported resolution corresponds to spatial frequency of 0.286\AA^{-1}


8 Fourier-Shell correlation

This section was not generated. No FSC curve or half-maps provided.

9 Map-model fit [i](#)


This section contains information regarding the fit between EMDB map EMD-31373 and PDB model 7EXT. Per-residue inclusion information can be found in section 3 on page 40.

9.1 Map-model overlay [i](#)



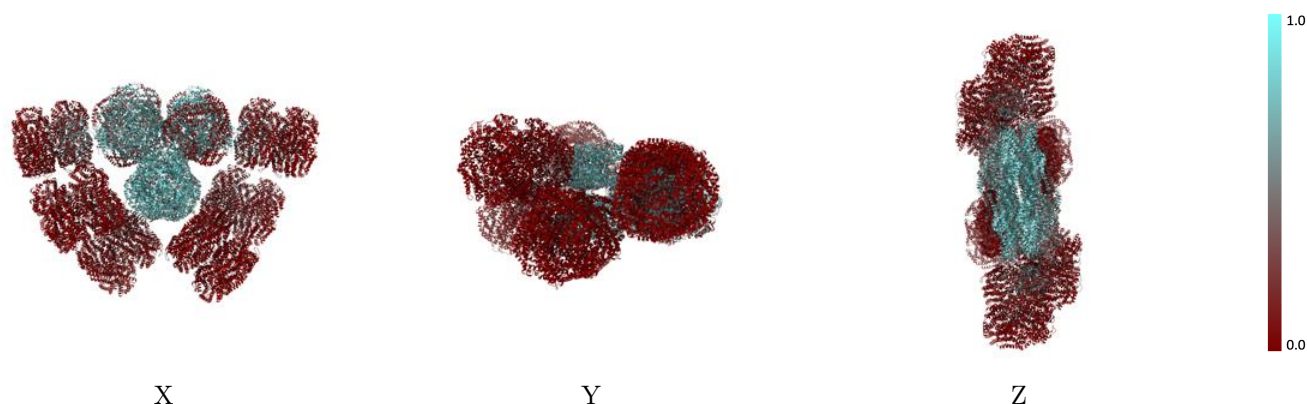
The images above show the 3D surface view of the map at the recommended contour level 0.0167 at 50% transparency in yellow overlaid with a ribbon representation of the model coloured in blue. These images allow for the visual assessment of the quality of fit between the atomic model and the map.

9.2 Q-score mapped to coordinate model [\(i\)](#)



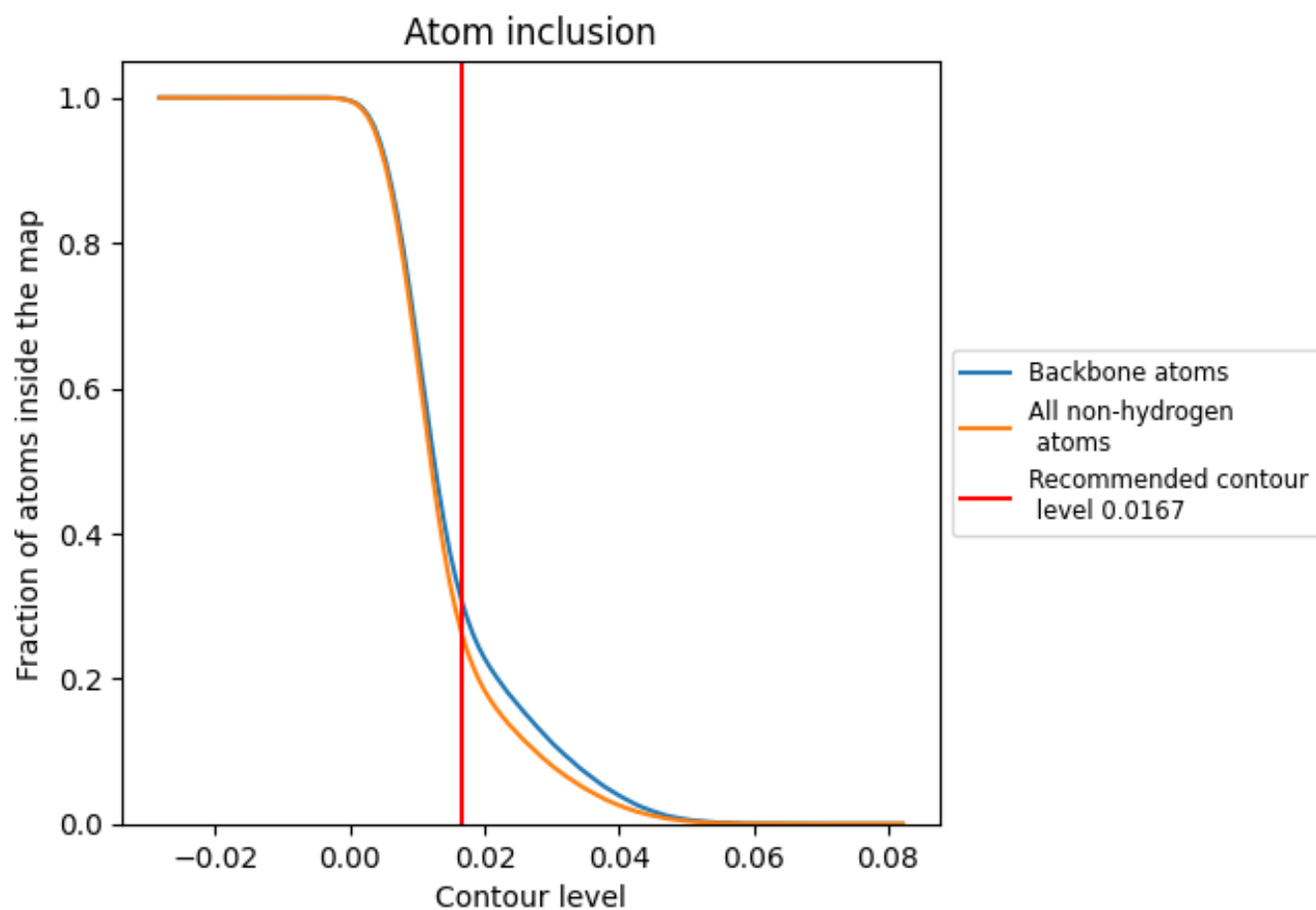
The images above show the model with each residue coloured according to its Q-score. This shows their resolvability in the map with higher Q-score values reflecting better resolvability. Please note: Q-score is calculating the resolvability of atoms, and thus high values are only expected at resolutions at which atoms can be resolved. Low Q-score values may therefore be expected for many entries.

9.3 Atom inclusion mapped to coordinate model [\(i\)](#)



The images above show the model with each residue coloured according to its atom inclusion. This shows to what extent they are inside the map at the recommended contour level (0.0167).







































































9.4 Atom inclusion [i](#)



At the recommended contour level, 30% of all backbone atoms, 26% of all non-hydrogen atoms, are inside the map.

9.5 Map-model fit summary

The table lists the average atom inclusion at the recommended contour level (0.0167) and Q-score for the entire model and for each chain.

Chain	Atom inclusion	Q-score
All	 0.2596	 0.1100
03	 0.8287	 0.4180
13	 0.8280	 0.4130
23	 0.5856	 0.3410
33	 0.5934	 0.3370
A1	 0.2034	 0.0530
A2	 0.4644	 0.0740
A4	 0.2741	 0.0400
A5	 0.1965	 0.0240
A6	 0.4546	 0.0680
A7	 0.1001	 0.1420
A8	 0.2927	 0.0510
B1	 0.0630	 0.0210
B2	 0.3780	 0.0530
B4	 0.1359	 -0.0000
B5	 0.0670	 0.0120
B6	 0.3429	 0.0570
B7	 0.0708	 0.0470
B8	 0.1450	 0.0020
C1	 0.0120	 0.0280
C2	 0.2357	 0.0370
C4	 0.0333	 0.0120
C5	 0.0180	 0.0310
C6	 0.2157	 0.0310
C7	 0.1257	 0.1330
C8	 0.0596	 0.0200
D1	 0.0048	 0.0120
D2	 0.1404	 0.0310
D4	 0.0247	 0.0100
D5	 0.0056	 0.0070
D6	 0.1318	 0.0350
D7	 0.1556	 0.0820
D8	 0.0335	 0.0080
E1	 0.0136	 -0.0120
E2	 0.1363	 0.0220



Continued on next page...

Continued from previous page...

Chain	Atom inclusion	Q-score
E4	0.0219	0.0170
E5	0.0088	-0.0000
E6	0.1411	0.0160
E7	0.1514	0.1480
E8	0.0343	-0.0070
F1	0.0463	0.0050
F2	0.1647	0.0310
F4	0.0797	0.0000
F5	0.0367	0.0050
F6	0.1699	0.0300
F7	0.0947	0.1230
F8	0.0869	0.0120
G1	0.0781	0.0120
G2	0.3661	0.0780
G3	0.8577	0.4280
G4	0.1029	0.0010
G5	0.0736	0.0200
G6	0.3615	0.0770
G7	0.1342	0.1370
G8	0.1081	-0.0040
H1	0.0287	0.0040
H2	0.1611	0.0130
H3	0.8510	0.4160
H4	0.0338	-0.0180
H5	0.0311	0.0140
H6	0.1523	0.0110
H7	0.0959	0.1410
H8	0.0321	-0.0160
I1	0.0473	0.0040
I2	0.2442	0.0240
I3	0.7998	0.3320
I4	0.0816	-0.0090
I5	0.0495	-0.0020
I6	0.2260	0.0250
I7	0.0733	0.0510
I8	0.0722	0.0030
J1	0.0821	-0.0050
J2	0.2710	0.0280
J3	0.8362	0.3990
J4	0.1277	0.0240
J5	0.0853	0.0070
J6	0.2751	0.0290





















































































Continued on next page...

Continued from previous page...

Chain	Atom inclusion	Q-score
J7	0.1166	0.1390
J8	0.1244	0.0160
K1	0.0390	0.0080
K2	0.1691	0.0200
K3	0.7585	0.3380
K4	0.1029	-0.0130
K5	0.0428	0.0100
K6	0.1637	0.0140
K7	0.1506	0.0750
K8	0.0908	-0.0080
L1	0.0215	0.0040
L2	0.1005	0.0270
L3	0.8587	0.4260
L4	0.0572	0.0150
L5	0.0231	0.0050
L6	0.0941	0.0400
L7	0.1663	0.1510
L8	0.0657	-0.0000
M1	0.0240	0.0010
M2	0.1502	0.0290
M3	0.8379	0.3830
M4	0.0706	0.0240
M5	0.0315	0.0210
M6	0.1419	0.0190
M7	0.0938	0.1250
M8	0.0601	-0.0050
N1	0.0447	-0.0070
N2	0.1470	0.0050
N3	0.7866	0.3530
N4	0.0925	0.0200
N5	0.0424	-0.0020
N6	0.1514	0.0090
N7	0.1322	0.1070
N8	0.0835	-0.0000
O1	0.0024	-0.0050
O2	0.0140	0.0120
O3	0.8741	0.4480
O4	0.0056	-0.0020
O5	0.0048	-0.0050
O6	0.0199	0.0060
O7	0.7213	0.2670
O8	0.0048	0.0010





















































































Continued on next page...

Continued from previous page...

Chain	Atom inclusion	Q-score
P1	 0.0075	 -0.0190
P2	 0.0450	 0.0060
P3	 0.8503	 0.4310
P4	 0.0131	 0.0110
P5	 0.0038	 0.0020
P6	 0.0465	 0.0160
P7	 0.7103	 0.2800
P8	 0.0124	 0.0100
Q1	 0.0040	 0.0090
Q2	 0.0407	 0.0220
Q3	 0.8438	 0.4240
Q4	 0.0033	 0.0140
Q5	 0.0024	 0.0060
Q6	 0.0478	 0.0280
Q7	 0.7428	 0.2860
Q8	 0.0074	 0.0210
R1	 0.0068	 0.0080
R2	 0.0735	 0.0260
R3	 0.5476	 0.3000
R4	 0.0132	 0.0060
R5	 0.0113	 0.0270
R6	 0.0608	 0.0110
R7	 0.7136	 0.2820
R8	 0.0085	 -0.0040
S1	 0.0016	 0.0130
S2	 0.0199	 -0.0030
S3	 0.4724	 0.3130
S4	 0.0016	 0.0030
S5	 0.0008	 -0.0170
S6	 0.0140	 0.0010
S7	 0.7196	 0.2700
S8	 0.0064	 0.0010
T1	 0.0085	 0.0130
T2	 0.0345	 0.0110
T3	 0.3714	 0.2400
T4	 0.0255	 0.0230
T5	 0.0046	 -0.0020
T6	 0.0310	 -0.0120
T7	 0.7465	 0.3090
T8	 0.0203	 0.0260
U1	 0.0015	 0.0110
U2	 0.0173	 0.0130













































































Continued on next page...

Continued from previous page...

Chain	Atom inclusion	Q-score
U3	 0.4239	 0.2870
U4	 0.0016	 -0.0010
U5	 0.0008	 0.0060
U6	 0.0159	 0.0010
U7	 0.7743	 0.3040
U8	 0.0000	 0.0130
V1	 0.0000	 0.0040
V2	 0.0270	 0.0130
V3	 0.5072	 0.2930
V4	 0.0015	 -0.0030
V5	 0.0008	 0.0180
V6	 0.0255	 0.0100
V7	 0.7055	 0.2510
V8	 0.0008	 -0.0160
W1	 0.0016	 0.0040
W2	 0.0144	 0.0000
W3	 0.5029	 0.3090
W4	 0.0072	 0.0070
W5	 0.0025	 -0.0010
W6	 0.0231	 -0.0060
W7	 0.7045	 0.2790
W8	 0.0040	 -0.0020
X1	 0.0007	 -0.0070
X2	 0.0168	 0.0150
X3	 0.7965	 0.3300
X4	 0.0098	 0.0260
X5	 0.0022	 0.0140
X6	 0.0090	 0.0010
X7	 0.7577	 0.2900
X8	 0.0068	 0.0060
Y1	 0.0008	 -0.0160
Y2	 0.0140	 0.0130
Y3	 0.8349	 0.3850
Y4	 0.0032	 0.0200
Y5	 0.0000	 0.0140
Y6	 0.0144	 0.0080
Y7	 0.7292	 0.2950
Y8	 0.0024	 0.0020
Z1	 0.0000	 -0.0050
Z2	 0.0197	 0.0060
Z3	 0.7568	 0.3380
Z4	 0.0030	 0.0160

Continued on next page...

Continued from previous page...

Chain	Atom inclusion	Q-score
Z5	 0.0030	 -0.0180
Z6	 0.0225	 0.0240
Z7	 0.7122	 0.2690
Z8	 0.0023	 -0.0090
a1	 0.0043	 0.0060
a2	 0.1004	 0.0430
a3	 0.8596	 0.4250
a4	 0.0178	 -0.0140
a5	 0.0043	 -0.0130
a6	 0.0919	 0.0450
a7	 0.7350	 0.2850
a8	 0.0133	 0.0300
b3	 0.8627	 0.4340
b7	 0.7568	 0.3150
c3	 0.8477	 0.4080
d3	 0.7734	 0.3240
e3	 0.8790	 0.4410
f3	 0.8503	 0.4340
g3	 0.8446	 0.4210
h3	 0.8255	 0.3660
i3	 0.5509	 0.2960
j3	 0.4494	 0.3000
k3	 0.3656	 0.2390
l3	 0.4321	 0.2890
m3	 0.5144	 0.3000
n3	 0.5078	 0.3090
o3	 0.7767	 0.3080
p3	 0.8247	 0.3610
q3	 0.7998	 0.3400
r3	 0.8675	 0.4220
s3	 0.8213	 0.3740
t3	 0.8510	 0.3880
u3	 0.7560	 0.2810
v3	 0.8230	 0.3520
w3	 0.8015	 0.3340
x3	 0.8782	 0.4330
y3	 0.8180	 0.3710
z3	 0.8502	 0.3870