



Full wwPDB X-ray Structure Validation Report ⓘ

Feb 18, 2024 – 01:37 AM EST

PDB ID : 4DFR
Title : CRYSTAL STRUCTURES OF ESCHERICHIA COLI AND LACTO-BACILLUS CASEI DIHYDROFOLATE REDUCTASE REFINED AT 1.7 ANGSTROMS RESOLUTION. I. GENERAL FEATURES AND BINDING OF METHOTREXATE
Authors : Filman, D.J.; Matthews, D.A.; Bolin, J.T.; Kraut, J.
Deposited on : 1982-06-25
Resolution : 1.70 Å(reported)

This is a Full wwPDB X-ray Structure Validation Report for a publicly released PDB entry.

We welcome your comments at validation@mail.wwpdb.org

A user guide is available at

<https://www.wwpdb.org/validation/2017/XrayValidationReportHelp>

with specific help available everywhere you see the ⓘ symbol.

The types of validation reports are described at

<http://www.wwpdb.org/validation/2017/FAQs#types>.

The following versions of software and data (see [references ⓘ](#)) were used in the production of this report:

MolProbity : 4.02b-467
Mogul : 1.8.5 (274361), CSD as541be (2020)
Xtriage (Phenix) : **NOT EXECUTED**
EDS : **NOT EXECUTED**
buster-report : 1.1.7 (2018)
Percentile statistics : 20191225.v01 (using entries in the PDB archive December 25th 2019)
Ideal geometry (proteins) : Engh & Huber (2001)
Ideal geometry (DNA, RNA) : Parkinson et al. (1996)
Validation Pipeline (wwPDB-VP) : 2.36

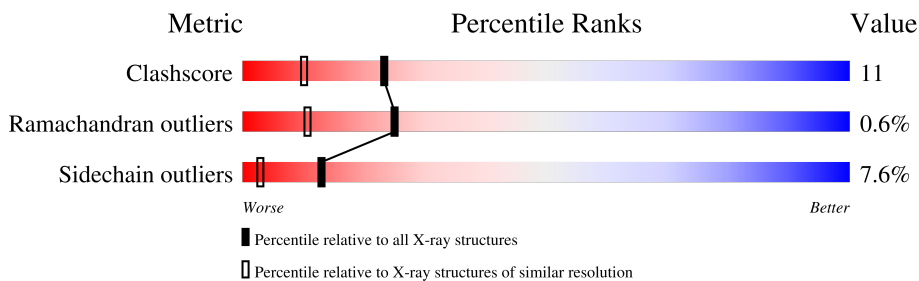
1 Overall quality at a glance

The following experimental techniques were used to determine the structure:

X-RAY DIFFRACTION

The reported resolution of this entry is 1.70 Å.

Percentile scores (ranging between 0-100) for global validation metrics of the entry are shown in the following graphic. The table shows the number of entries on which the scores are based.



| Metric | Whole archive (#Entries) | Similar resolution (#Entries, resolution range(Å)) |
|-----------------------|-----------------------------|---|
| Clashscore | 141614 | 4695 (1.70-1.70) |
| Ramachandran outliers | 138981 | 4610 (1.70-1.70) |
| Sidechain outliers | 138945 | 4610 (1.70-1.70) |

The table below summarises the geometric issues observed across the polymeric chains and their fit to the electron density. The red, orange, yellow and green segments of the lower bar indicate the fraction of residues that contain outliers for ≥ 3 , 2, 1 and 0 types of geometric quality criteria respectively. A grey segment represents the fraction of residues that are not modelled. The numeric value for each fraction is indicated below the corresponding segment, with a dot representing fractions $\leq 5\%$.

Note EDS was not executed.

| Mol | Chain | Length | Quality of chain |
|-----|-------|--------|------------------|
| 1 | A | 159 | |
| 1 | B | 159 | |

2 Entry composition [i](#)

There are 5 unique types of molecules in this entry. The entry contains 3035 atoms, of which 0 are hydrogens and 0 are deuteriums.

In the tables below, the ZeroOcc column contains the number of atoms modelled with zero occupancy, the AltConf column contains the number of residues with at least one atom in alternate conformation and the Trace column contains the number of residues modelled with at most 2 atoms.

- Molecule 1 is a protein called DIHYDROFOLATE REDUCTASE.

| Mol | Chain | Residues | Atoms | | | | | ZeroOcc | AltConf | Trace |
|-----|-------|----------|-------|-----|-----|-----|---|---------|---------|-------|
| | | | Total | C | N | O | S | | | |
| 1 | A | 159 | 1252 | 797 | 213 | 235 | 7 | 0 | 1 | 0 |
| 1 | B | 159 | 1286 | 817 | 222 | 240 | 7 | 0 | 3 | 0 |

There are 4 discrepancies between the modelled and reference sequences:

| Chain | Residue | Modelled | Actual | Comment | Reference |
|-------|---------|----------|--------|----------|------------|
| A | 37 | ASP | ASN | conflict | UNP P0ABQ4 |
| A | 154 | LYS | GLU | conflict | UNP P0ABQ4 |
| B | 37 | ASP | ASN | conflict | UNP P0ABQ4 |
| B | 154 | LYS | GLU | conflict | UNP P0ABQ4 |

- Molecule 2 is CHLORIDE ION (three-letter code: CL) (formula: Cl).

| Mol | Chain | Residues | Atoms | | ZeroOcc | AltConf |
|-----|-------|----------|-------|----|---------|---------|
| 2 | A | 1 | Total | Cl | 0 | 0 |
| | | | 1 | 1 | | |
| 2 | B | 1 | Total | Cl | 0 | 0 |
| | | | 1 | 1 | | |

- Molecule 3 is METHOTREXATE (three-letter code: MTX) (formula: C₂₀H₂₂N₈O₅).

3 Residue-property plots

These plots are drawn for all protein, RNA, DNA and oligosaccharide chains in the entry. The first graphic for a chain summarises the proportions of the various outlier classes displayed in the second graphic. The second graphic shows the sequence view annotated by issues in geometry. Residues are color-coded according to the number of geometric quality criteria for which they contain at least one outlier: green = 0, yellow = 1, orange = 2 and red = 3 or more. Stretches of 2 or more consecutive residues without any outlier are shown as a green connector. Residues present in the sample, but not in the model, are shown in grey.

Note EDS was not executed.

- Molecule 1: DIHYDROFOLATE REDUCTASE

Chain A: 



4 Data and refinement statistics

Xtrriage (Phenix) and EDS were not executed - this section is therefore incomplete.

| Property | Value | Source |
|--|---|-----------|
| Space group | P 61 | Depositor |
| Cell constants a, b, c, α , β , γ | 93.22Å 93.22Å 73.56Å 90.00° 90.00° 120.00° | Depositor |
| Resolution (Å) | (Not available) – 1.70 | Depositor |
| % Data completeness (in resolution range) | (Not available) ((Not available)-1.70) | Depositor |
| R_{merge} | (Not available) | Depositor |
| R_{sym} | (Not available) | Depositor |
| Refinement program | unknown | Depositor |
| R, R_{free} | 0.155 , (Not available) | Depositor |
| Estimated twinning fraction | No twinning to report. | Xtrriage |
| Total number of atoms | 3035 | wwPDB-VP |
| Average B, all atoms (Å ²) | 33.0 | wwPDB-VP |

5 Model quality [i](#)

5.1 Standard geometry [i](#)

Bond lengths and bond angles in the following residue types are not validated in this section: MTX, CA, CL

The Z score for a bond length (or angle) is the number of standard deviations the observed value is removed from the expected value. A bond length (or angle) with $|Z| > 5$ is considered an outlier worth inspection. RMSZ is the root-mean-square of all Z scores of the bond lengths (or angles).

| Mol | Chain | Bond lengths | | Bond angles | |
|-----|-------|--------------|------------------|-------------|------------------|
| | | RMSZ | # Z >5 | RMSZ | # Z >5 |
| 1 | A | 3.24 | 144/1285 (11.2%) | 4.42 | 311/1747 (17.8%) |
| 1 | B | 3.44 | 163/1321 (12.3%) | 4.72 | 340/1795 (18.9%) |
| All | All | 3.34 | 307/2606 (11.8%) | 4.58 | 651/3542 (18.4%) |

Chiral center outliers are detected by calculating the chiral volume of a chiral center and verifying if the center is modelled as a planar moiety or with the opposite hand. A planarity outlier is detected by checking planarity of atoms in a peptide group, atoms in a mainchain group or atoms of a sidechain that are expected to be planar.

| Mol | Chain | #Chirality outliers | #Planarity outliers |
|-----|-------|---------------------|---------------------|
| 1 | A | 0 | 7 |
| 1 | B | 0 | 15 |
| All | All | 0 | 22 |

All (307) bond length outliers are listed below:

| Mol | Chain | Res | Type | Atoms | Z | Observed(Å) | Ideal(Å) |
|-----|-------|-------|------|---------|--------|-------------|----------|
| 1 | B | 138 | SER | CB-OG | -20.55 | 1.15 | 1.42 |
| 1 | B | 57 | ARG | CZ-NH1 | 16.57 | 1.54 | 1.33 |
| 1 | B | 100 | TYR | CG-CD2 | 15.22 | 1.58 | 1.39 |
| 1 | A | 48 | GLU | CD-OE2 | 14.75 | 1.41 | 1.25 |
| 1 | B | 118 | GLU | CD-OE2 | 14.05 | 1.41 | 1.25 |
| 1 | B | 33 | ARG | NE-CZ | 13.07 | 1.50 | 1.33 |
| 1 | A | 33 | ARG | CZ-NH2 | 13.06 | 1.50 | 1.33 |
| 1 | B | 17 | GLU | CD-OE2 | 12.58 | 1.39 | 1.25 |
| 1 | A | 22 | TRP | CD2-CE2 | -12.33 | 1.26 | 1.41 |
| 1 | A | 64[A] | SER | CB-OG | 12.03 | 1.57 | 1.42 |
| 1 | A | 64[B] | SER | CB-OG | 12.03 | 1.57 | 1.42 |
| 1 | B | 159 | ARG | N-CA | 11.91 | 1.70 | 1.46 |
| 1 | B | 55 | PRO | C-O | 11.84 | 1.47 | 1.23 |
| 1 | B | 111 | TYR | CG-CD1 | -11.16 | 1.24 | 1.39 |

Continued on next page...

Continued from previous page...

| Mol | Chain | Res | Type | Atoms | Z | Observed(Å) | Ideal(Å) |
|-----|-------|-------|------|---------|--------|-------------|----------|
| 1 | B | 48 | GLU | CD-OE2 | 10.64 | 1.37 | 1.25 |
| 1 | A | 111 | TYR | C-O | 10.56 | 1.43 | 1.23 |
| 1 | A | 43 | GLY | C-O | 10.54 | 1.40 | 1.23 |
| 1 | A | 120 | GLU | CD-OE2 | 10.47 | 1.37 | 1.25 |
| 1 | B | 74 | TRP | CD1-NE1 | -10.34 | 1.20 | 1.38 |
| 1 | B | 22 | TRP | CZ3-CH2 | -10.14 | 1.23 | 1.40 |
| 1 | B | 101 | GLU | CG-CD | 10.10 | 1.67 | 1.51 |
| 1 | B | 139 | GLU | CD-OE2 | 9.98 | 1.36 | 1.25 |
| 1 | B | 93 | VAL | C-O | 9.80 | 1.42 | 1.23 |
| 1 | A | 48 | GLU | CB-CG | -9.76 | 1.33 | 1.52 |
| 1 | A | 109 | LYS | C-N | -9.75 | 1.11 | 1.34 |
| 1 | A | 58 | LYS | CD-CE | 9.71 | 1.75 | 1.51 |
| 1 | B | 45[A] | HIS | CB-CG | 9.67 | 1.67 | 1.50 |
| 1 | B | 45[B] | HIS | CB-CG | 9.67 | 1.67 | 1.50 |
| 1 | B | 55 | PRO | CA-C | -9.64 | 1.33 | 1.52 |
| 1 | B | 57 | ARG | CA-CB | 9.46 | 1.74 | 1.53 |
| 1 | A | 22 | TRP | CZ3-CH2 | -9.38 | 1.25 | 1.40 |
| 1 | B | 38 | LYS | CD-CE | 9.27 | 1.74 | 1.51 |
| 1 | A | 30 | TRP | CD2-CE2 | -9.26 | 1.30 | 1.41 |
| 1 | B | 12 | ARG | CZ-NH1 | 9.26 | 1.45 | 1.33 |
| 1 | B | 110 | LEU | C-N | -9.22 | 1.12 | 1.34 |
| 1 | B | 118 | GLU | CD-OE1 | 9.20 | 1.35 | 1.25 |
| 1 | B | 139 | GLU | CG-CD | -9.19 | 1.38 | 1.51 |
| 1 | A | 159 | ARG | C-O | 9.15 | 1.40 | 1.23 |
| 1 | A | 111 | TYR | C-N | -8.95 | 1.13 | 1.34 |
| 1 | A | 52 | ARG | CZ-NH1 | 8.94 | 1.44 | 1.33 |
| 1 | A | 57 | ARG | CZ-NH2 | 8.90 | 1.44 | 1.33 |
| 1 | B | 60 | ILE | C-O | 8.82 | 1.40 | 1.23 |
| 1 | B | 101 | GLU | CA-CB | -8.77 | 1.34 | 1.53 |
| 1 | B | 44 | ARG | CA-CB | 8.72 | 1.73 | 1.53 |
| 1 | B | 17 | GLU | CB-CG | -8.64 | 1.35 | 1.52 |
| 1 | A | 109 | LYS | CE-NZ | 8.59 | 1.70 | 1.49 |
| 1 | B | 97 | GLY | N-CA | 8.59 | 1.58 | 1.46 |
| 1 | B | 159 | ARG | NE-CZ | 8.59 | 1.44 | 1.33 |
| 1 | B | 123 | THR | CB-OG1 | 8.55 | 1.60 | 1.43 |
| 1 | B | 149 | HIS | CB-CG | 8.53 | 1.65 | 1.50 |
| 1 | A | 51 | GLY | N-CA | -8.52 | 1.33 | 1.46 |
| 1 | A | 71 | ARG | NE-CZ | -8.45 | 1.22 | 1.33 |
| 1 | B | 18 | ASN | CB-CG | 8.39 | 1.70 | 1.51 |
| 1 | A | 33 | ARG | CZ-NH1 | 8.36 | 1.44 | 1.33 |
| 1 | A | 78 | VAL | C-O | 8.31 | 1.39 | 1.23 |
| 1 | A | 47 | TRP | CD2-CE3 | -8.25 | 1.27 | 1.40 |

Continued on next page...

Continued from previous page...

| Mol | Chain | Res | Type | Atoms | Z | Observed(Å) | Ideal(Å) |
|-----|-------|-----|------|---------|-------|-------------|----------|
| 1 | A | 78 | VAL | CB-CG2 | 8.17 | 1.70 | 1.52 |
| 1 | B | 44 | ARG | NE-CZ | 8.17 | 1.43 | 1.33 |
| 1 | B | 74 | TRP | CD2-CE2 | -8.16 | 1.31 | 1.41 |
| 1 | B | 114 | HIS | C-N | -8.12 | 1.15 | 1.34 |
| 1 | B | 80 | GLU | CD-OE1 | 8.07 | 1.34 | 1.25 |
| 1 | A | 77 | SER | CA-CB | 8.00 | 1.65 | 1.52 |
| 1 | A | 109 | LYS | CB-CG | -8.00 | 1.30 | 1.52 |
| 1 | A | 133 | TRP | NE1-CE2 | 7.97 | 1.48 | 1.37 |
| 1 | B | 80 | GLU | CD-OE2 | 7.95 | 1.34 | 1.25 |
| 1 | A | 143 | ALA | C-O | 7.93 | 1.38 | 1.23 |
| 1 | A | 115 | ILE | CA-CB | 7.93 | 1.73 | 1.54 |
| 1 | A | 100 | TYR | C-O | -7.92 | 1.08 | 1.23 |
| 1 | B | 100 | TYR | CE1-CZ | -7.89 | 1.28 | 1.38 |
| 1 | A | 113 | THR | CB-OG1 | -7.86 | 1.27 | 1.43 |
| 1 | B | 134 | GLU | CB-CG | 7.83 | 1.67 | 1.52 |
| 1 | B | 114 | HIS | CG-CD2 | -7.79 | 1.22 | 1.35 |
| 1 | A | 103 | PHE | CA-C | -7.75 | 1.32 | 1.52 |
| 1 | B | 151 | TYR | CZ-OH | -7.74 | 1.24 | 1.37 |
| 1 | B | 22 | TRP | CE3-CZ3 | 7.74 | 1.51 | 1.38 |
| 1 | A | 133 | TRP | CA-CB | 7.71 | 1.71 | 1.53 |
| 1 | B | 49 | SER | CB-OG | 7.71 | 1.52 | 1.42 |
| 1 | A | 151 | TYR | CD1-CE1 | 7.70 | 1.50 | 1.39 |
| 1 | B | 72 | VAL | C-O | 7.67 | 1.38 | 1.23 |
| 1 | A | 3 | SER | CB-OG | 7.67 | 1.52 | 1.42 |
| 1 | A | 44 | ARG | CD-NE | 7.63 | 1.59 | 1.46 |
| 1 | B | 1 | MET | CA-C | 7.58 | 1.72 | 1.52 |
| 1 | B | 6 | ALA | CA-CB | 7.57 | 1.68 | 1.52 |
| 1 | B | 111 | TYR | CA-C | -7.54 | 1.33 | 1.52 |
| 1 | A | 157 | GLU | CD-OE2 | 7.53 | 1.33 | 1.25 |
| 1 | A | 65 | GLN | C-O | 7.52 | 1.37 | 1.23 |
| 1 | A | 6 | ALA | CA-CB | 7.51 | 1.68 | 1.52 |
| 1 | A | 90 | GLU | CA-CB | -7.50 | 1.37 | 1.53 |
| 1 | B | 43 | GLY | CA-C | -7.49 | 1.39 | 1.51 |
| 1 | A | 146 | GLN | CD-OE1 | 7.47 | 1.40 | 1.24 |
| 1 | B | 116 | ASP | C-O | 7.44 | 1.37 | 1.23 |
| 1 | B | 111 | TYR | CD2-CE2 | 7.43 | 1.50 | 1.39 |
| 1 | B | 124 | HIS | C-O | 7.42 | 1.37 | 1.23 |
| 1 | B | 31 | PHE | CE2-CZ | 7.40 | 1.51 | 1.37 |
| 1 | A | 131 | ASP | C-O | 7.37 | 1.37 | 1.23 |
| 1 | A | 9 | ALA | C-O | 7.37 | 1.37 | 1.23 |
| 1 | A | 1 | MET | CA-CB | -7.36 | 1.37 | 1.53 |
| 1 | A | 93 | VAL | C-O | 7.30 | 1.37 | 1.23 |

Continued on next page...

Continued from previous page...

| Mol | Chain | Res | Type | Atoms | Z | Observed(Å) | Ideal(Å) |
|-----|-------|-----|------|---------|-------|-------------|----------|
| 1 | A | 139 | GLU | CD-OE2 | -7.26 | 1.17 | 1.25 |
| 1 | A | 56 | GLY | N-CA | -7.25 | 1.35 | 1.46 |
| 1 | A | 105 | PRO | N-CD | 7.21 | 1.57 | 1.47 |
| 1 | A | 123 | THR | C-O | -7.17 | 1.09 | 1.23 |
| 1 | A | 49 | SER | CB-OG | 7.17 | 1.51 | 1.42 |
| 1 | B | 2 | ILE | CB-CG1 | 7.16 | 1.74 | 1.54 |
| 1 | B | 111 | TYR | C-O | 7.11 | 1.36 | 1.23 |
| 1 | A | 126 | PRO | N-CA | 7.08 | 1.59 | 1.47 |
| 1 | B | 159 | ARG | CA-CB | -7.07 | 1.38 | 1.53 |
| 1 | A | 98 | ARG | CD-NE | 7.06 | 1.58 | 1.46 |
| 1 | A | 90 | GLU | CG-CD | -7.05 | 1.41 | 1.51 |
| 1 | A | 134 | GLU | CD-OE1 | 7.04 | 1.33 | 1.25 |
| 1 | A | 44 | ARG | C-N | -7.04 | 1.17 | 1.34 |
| 1 | B | 47 | TRP | CE2-CZ2 | 7.02 | 1.51 | 1.39 |
| 1 | B | 90 | GLU | CD-OE1 | -7.02 | 1.18 | 1.25 |
| 1 | B | 12 | ARG | NE-CZ | -7.00 | 1.24 | 1.33 |
| 1 | B | 154 | LYS | CD-CE | 6.99 | 1.68 | 1.51 |
| 1 | A | 55 | PRO | C-N | -6.99 | 1.20 | 1.33 |
| 1 | A | 53 | PRO | C-O | -6.95 | 1.09 | 1.23 |
| 1 | A | 152 | CYS | CA-C | -6.95 | 1.34 | 1.52 |
| 1 | B | 21 | PRO | N-CD | 6.93 | 1.57 | 1.47 |
| 1 | B | 59 | ASN | C-O | 6.87 | 1.36 | 1.23 |
| 1 | A | 120 | GLU | CD-OE1 | 6.86 | 1.33 | 1.25 |
| 1 | B | 68 | THR | CB-OG1 | 6.86 | 1.56 | 1.43 |
| 1 | B | 33 | ARG | CG-CD | 6.86 | 1.69 | 1.51 |
| 1 | B | 97 | GLY | CA-C | -6.82 | 1.41 | 1.51 |
| 1 | B | 116 | ASP | CB-CG | 6.82 | 1.66 | 1.51 |
| 1 | B | 56 | GLY | N-CA | -6.81 | 1.35 | 1.46 |
| 1 | B | 153 | PHE | C-N | -6.81 | 1.18 | 1.34 |
| 1 | B | 114 | HIS | CG-ND1 | 6.81 | 1.53 | 1.38 |
| 1 | B | 54 | LEU | CA-CB | 6.80 | 1.69 | 1.53 |
| 1 | B | 59 | ASN | C-N | -6.69 | 1.18 | 1.34 |
| 1 | B | 141 | HIS | CD2-NE2 | 6.68 | 1.55 | 1.42 |
| 1 | B | 52 | ARG | NE-CZ | 6.68 | 1.41 | 1.33 |
| 1 | A | 6 | ALA | C-O | 6.68 | 1.36 | 1.23 |
| 1 | A | 44 | ARG | CG-CD | -6.66 | 1.35 | 1.51 |
| 1 | A | 128 | TYR | CG-CD1 | -6.66 | 1.30 | 1.39 |
| 1 | B | 55 | PRO | C-N | -6.63 | 1.21 | 1.33 |
| 1 | B | 39 | PRO | N-CD | -6.63 | 1.38 | 1.47 |
| 1 | B | 154 | LYS | C-O | 6.62 | 1.35 | 1.23 |
| 1 | B | 3 | SER | CB-OG | -6.60 | 1.33 | 1.42 |
| 1 | A | 127 | ASP | CG-OD2 | 6.58 | 1.40 | 1.25 |

Continued on next page...

Continued from previous page...

| Mol | Chain | Res | Type | Atoms | Z | Observed(Å) | Ideal(Å) |
|-----|-------|--------|------|---------|-------|-------------|----------|
| 1 | A | 146 | GLN | N-CA | 6.58 | 1.59 | 1.46 |
| 1 | B | 151 | TYR | C-N | -6.54 | 1.19 | 1.34 |
| 1 | A | 12 | ARG | CZ-NH2 | 6.53 | 1.41 | 1.33 |
| 1 | A | 125 | PHE | CG-CD1 | 6.53 | 1.48 | 1.38 |
| 1 | A | 143 | ALA | C-N | -6.52 | 1.19 | 1.34 |
| 1 | B | 10 | VAL | CB-CG2 | 6.49 | 1.66 | 1.52 |
| 1 | A | 155 | ILE | N-CA | -6.48 | 1.33 | 1.46 |
| 1 | B | 42 | MET | C-O | -6.46 | 1.11 | 1.23 |
| 1 | B | 139 | GLU | CD-OE1 | -6.45 | 1.18 | 1.25 |
| 1 | A | 12 | ARG | CZ-NH1 | 6.45 | 1.41 | 1.33 |
| 1 | A | 74 | TRP | CB-CG | -6.44 | 1.38 | 1.50 |
| 1 | A | 116 | ASP | CA-C | -6.44 | 1.36 | 1.52 |
| 1 | B | 57 | ARG | NE-CZ | -6.40 | 1.24 | 1.33 |
| 1 | B | 102 | GLN | CA-C | -6.40 | 1.36 | 1.52 |
| 1 | A | 135 | SER | CB-OG | -6.36 | 1.33 | 1.42 |
| 1 | B | 135 | SER | CA-CB | 6.33 | 1.62 | 1.52 |
| 1 | A | 57 | ARG | CD-NE | -6.31 | 1.35 | 1.46 |
| 1 | B | 93 | VAL | CA-C | -6.31 | 1.36 | 1.52 |
| 1 | B | 6 | ALA | C-O | 6.25 | 1.35 | 1.23 |
| 1 | B | 131 | ASP | CA-CB | 6.24 | 1.67 | 1.53 |
| 1 | A | 151 | TYR | CD2-CE2 | -6.22 | 1.30 | 1.39 |
| 1 | A | 151 | TYR | C-N | -6.20 | 1.19 | 1.34 |
| 1 | B | 158 | ARG | CA-CB | 6.20 | 1.67 | 1.53 |
| 1 | A | 127 | ASP | C-N | -6.18 | 1.19 | 1.34 |
| 1 | B | 111 | TYR | N-CA | 6.18 | 1.58 | 1.46 |
| 1 | B | 33 | ARG | C-N | 6.14 | 1.48 | 1.34 |
| 1 | B | 18 | ASN | C-O | -6.14 | 1.11 | 1.23 |
| 1 | A | 132 | ASP | C-O | -6.12 | 1.11 | 1.23 |
| 1 | A | 158 | ARG | CD-NE | 6.08 | 1.56 | 1.46 |
| 1 | A | 90 | GLU | CD-OE1 | -6.04 | 1.19 | 1.25 |
| 1 | B | 34 | ASN | C-N | -6.04 | 1.20 | 1.34 |
| 1 | A | 142 | ASP | CB-CG | 6.02 | 1.64 | 1.51 |
| 1 | B | 72 | VAL | CA-CB | 6.02 | 1.67 | 1.54 |
| 1 | A | 30 | TRP | C-N | -6.02 | 1.20 | 1.34 |
| 1 | B | 154 | LYS | C-N | -6.01 | 1.20 | 1.34 |
| 1 | B | 17 | GLU | CD-OE1 | 6.01 | 1.32 | 1.25 |
| 1 | B | 12 | ARG | CZ-NH2 | 6.01 | 1.40 | 1.33 |
| 1 | A | 47 | TRP | CG-CD1 | -5.98 | 1.28 | 1.36 |
| 1 | A | 25 | PRO | CA-CB | -5.97 | 1.41 | 1.53 |
| 1 | B | 122[A] | ASP | CG-OD1 | 5.97 | 1.39 | 1.25 |
| 1 | B | 122[B] | ASP | CG-OD1 | 5.97 | 1.39 | 1.25 |
| 1 | A | 98 | ARG | C-O | -5.96 | 1.12 | 1.23 |

Continued on next page...

Continued from previous page...

| Mol | Chain | Res | Type | Atoms | Z | Observed(Å) | Ideal(Å) |
|-----|-------|-------|------|---------|-------|-------------|----------|
| 1 | A | 30 | TRP | CD2-CE3 | 5.94 | 1.49 | 1.40 |
| 1 | A | 43 | GLY | N-CA | -5.94 | 1.37 | 1.46 |
| 1 | A | 158 | ARG | CZ-NH2 | 5.93 | 1.40 | 1.33 |
| 1 | B | 17 | GLU | CG-CD | 5.90 | 1.60 | 1.51 |
| 1 | B | 159 | ARG | C-OXT | 5.90 | 1.34 | 1.23 |
| 1 | B | 150 | SER | CB-OG | -5.90 | 1.34 | 1.42 |
| 1 | A | 33 | ARG | N-CA | 5.89 | 1.58 | 1.46 |
| 1 | B | 45[A] | HIS | CA-CB | 5.89 | 1.67 | 1.53 |
| 1 | B | 45[B] | HIS | CA-CB | 5.89 | 1.67 | 1.53 |
| 1 | A | 80 | GLU | CD-OE2 | 5.87 | 1.32 | 1.25 |
| 1 | B | 45[A] | HIS | CG-CD2 | 5.83 | 1.45 | 1.35 |
| 1 | B | 45[B] | HIS | CG-CD2 | 5.83 | 1.45 | 1.35 |
| 1 | A | 73 | THR | C-O | -5.83 | 1.12 | 1.23 |
| 1 | A | 72 | VAL | C-N | -5.80 | 1.20 | 1.34 |
| 1 | A | 103 | PHE | CE1-CZ | -5.80 | 1.26 | 1.37 |
| 1 | A | 101 | GLU | CD-OE1 | 5.79 | 1.32 | 1.25 |
| 1 | B | 20 | MET | CA-CB | -5.79 | 1.41 | 1.53 |
| 1 | A | 18 | ASN | C-O | 5.79 | 1.34 | 1.23 |
| 1 | A | 44 | ARG | N-CA | -5.78 | 1.34 | 1.46 |
| 1 | B | 51 | GLY | CA-C | -5.78 | 1.42 | 1.51 |
| 1 | A | 103 | PHE | CG-CD1 | 5.77 | 1.47 | 1.38 |
| 1 | A | 22 | TRP | CD1-NE1 | 5.77 | 1.47 | 1.38 |
| 1 | A | 17 | GLU | CA-C | 5.77 | 1.68 | 1.52 |
| 1 | A | 102 | GLN | CD-OE1 | 5.76 | 1.36 | 1.24 |
| 1 | B | 93 | VAL | C-N | -5.75 | 1.20 | 1.34 |
| 1 | A | 154 | LYS | CE-NZ | 5.75 | 1.63 | 1.49 |
| 1 | A | 139 | GLU | C-O | 5.74 | 1.34 | 1.23 |
| 1 | B | 133 | TRP | C-N | -5.73 | 1.20 | 1.34 |
| 1 | B | 158 | ARG | CG-CD | 5.71 | 1.66 | 1.51 |
| 1 | B | 7 | ALA | C-O | 5.71 | 1.34 | 1.23 |
| 1 | B | 104 | LEU | N-CA | 5.71 | 1.57 | 1.46 |
| 1 | B | 128 | TYR | CZ-OH | 5.70 | 1.47 | 1.37 |
| 1 | A | 26 | ALA | CA-CB | 5.69 | 1.64 | 1.52 |
| 1 | A | 156 | LEU | CA-C | -5.67 | 1.38 | 1.52 |
| 1 | B | 75 | VAL | CB-CG2 | 5.67 | 1.64 | 1.52 |
| 1 | A | 85 | CYS | N-CA | -5.66 | 1.35 | 1.46 |
| 1 | B | 96 | GLY | C-N | 5.66 | 1.43 | 1.33 |
| 1 | A | 98 | ARG | CZ-NH1 | 5.65 | 1.40 | 1.33 |
| 1 | B | 43 | GLY | C-O | 5.65 | 1.32 | 1.23 |
| 1 | B | 120 | GLU | CD-OE1 | 5.64 | 1.31 | 1.25 |
| 1 | B | 159 | ARG | CZ-NH1 | -5.61 | 1.25 | 1.33 |
| 1 | B | 33 | ARG | CD-NE | 5.61 | 1.55 | 1.46 |

Continued on next page...

Continued from previous page...

| Mol | Chain | Res | Type | Atoms | Z | Observed(Å) | Ideal(Å) |
|-----|-------|--------|------|---------|-------|-------------|----------|
| 1 | B | 143 | ALA | C-O | 5.60 | 1.33 | 1.23 |
| 1 | A | 138 | SER | CB-OG | -5.59 | 1.34 | 1.42 |
| 1 | B | 116 | ASP | N-CA | 5.59 | 1.57 | 1.46 |
| 1 | A | 98 | ARG | CZ-NH2 | 5.58 | 1.40 | 1.33 |
| 1 | A | 98 | ARG | NE-CZ | 5.57 | 1.40 | 1.33 |
| 1 | B | 59 | ASN | CB-CG | -5.55 | 1.38 | 1.51 |
| 1 | B | 93 | VAL | CB-CG2 | -5.54 | 1.41 | 1.52 |
| 1 | A | 22 | TRP | CB-CG | -5.52 | 1.40 | 1.50 |
| 1 | B | 5 | ILE | CB-CG1 | 5.52 | 1.69 | 1.54 |
| 1 | A | 88 | VAL | CA-CB | 5.51 | 1.66 | 1.54 |
| 1 | A | 118 | GLU | CD-OE2 | 5.50 | 1.31 | 1.25 |
| 1 | A | 106 | LYS | CG-CD | 5.49 | 1.71 | 1.52 |
| 1 | A | 124 | HIS | CE1-NE2 | 5.48 | 1.45 | 1.32 |
| 1 | A | 151 | TYR | CA-C | -5.47 | 1.38 | 1.52 |
| 1 | B | 153 | PHE | CD2-CE2 | 5.47 | 1.50 | 1.39 |
| 1 | A | 107 | ALA | N-CA | -5.47 | 1.35 | 1.46 |
| 1 | A | 38 | LYS | CD-CE | -5.47 | 1.37 | 1.51 |
| 1 | A | 149 | HIS | CG-CD2 | -5.44 | 1.26 | 1.35 |
| 1 | B | 102 | GLN | CD-OE1 | 5.44 | 1.35 | 1.24 |
| 1 | B | 96 | GLY | C-O | -5.44 | 1.15 | 1.23 |
| 1 | B | 10 | VAL | CB-CG1 | 5.43 | 1.64 | 1.52 |
| 1 | B | 85 | CYS | C-O | 5.41 | 1.33 | 1.23 |
| 1 | A | 11 | ASP | CA-C | -5.41 | 1.38 | 1.52 |
| 1 | A | 30 | TRP | CE3-CZ3 | 5.40 | 1.47 | 1.38 |
| 1 | B | 152 | CYS | C-N | -5.39 | 1.21 | 1.34 |
| 1 | B | 129 | GLU | CB-CG | 5.39 | 1.62 | 1.52 |
| 1 | B | 100 | TYR | CB-CG | 5.38 | 1.59 | 1.51 |
| 1 | A | 90 | GLU | CD-OE2 | 5.37 | 1.31 | 1.25 |
| 1 | B | 140 | PHE | C-O | -5.36 | 1.13 | 1.23 |
| 1 | A | 14 | ILE | N-CA | -5.36 | 1.35 | 1.46 |
| 1 | B | 91 | ILE | CB-CG1 | 5.35 | 1.69 | 1.54 |
| 1 | B | 71 | ARG | NE-CZ | 5.35 | 1.40 | 1.33 |
| 1 | B | 120 | GLU | CD-OE2 | 5.35 | 1.31 | 1.25 |
| 1 | B | 153 | PHE | CG-CD1 | 5.34 | 1.46 | 1.38 |
| 1 | A | 159 | ARG | C-OXT | 5.33 | 1.33 | 1.23 |
| 1 | B | 136 | VAL | N-CA | -5.33 | 1.35 | 1.46 |
| 1 | B | 40 | VAL | C-O | 5.32 | 1.33 | 1.23 |
| 1 | B | 90 | GLU | CD-OE2 | -5.32 | 1.19 | 1.25 |
| 1 | B | 120 | GLU | CB-CG | -5.32 | 1.42 | 1.52 |
| 1 | B | 20 | MET | C-N | 5.31 | 1.44 | 1.34 |
| 1 | B | 122[A] | ASP | CA-C | -5.31 | 1.39 | 1.52 |
| 1 | B | 122[B] | ASP | CA-C | -5.31 | 1.39 | 1.52 |

Continued on next page...

Continued from previous page...

| Mol | Chain | Res | Type | Atoms | Z | Observed(Å) | Ideal(Å) |
|-----|-------|-----|------|---------|-------|-------------|----------|
| 1 | A | 20 | MET | N-CA | 5.30 | 1.56 | 1.46 |
| 1 | A | 143 | ALA | CA-CB | 5.30 | 1.63 | 1.52 |
| 1 | B | 136 | VAL | CB-CG1 | 5.30 | 1.64 | 1.52 |
| 1 | B | 157 | GLU | CD-OE1 | -5.30 | 1.19 | 1.25 |
| 1 | A | 13 | VAL | CB-CG2 | 5.29 | 1.64 | 1.52 |
| 1 | A | 95 | GLY | C-N | -5.28 | 1.23 | 1.33 |
| 1 | B | 101 | GLU | CB-CG | -5.27 | 1.42 | 1.52 |
| 1 | A | 31 | PHE | CE1-CZ | 5.24 | 1.47 | 1.37 |
| 1 | A | 48 | GLU | CA-C | -5.24 | 1.39 | 1.52 |
| 1 | A | 30 | TRP | CZ2-CH2 | -5.24 | 1.27 | 1.37 |
| 1 | A | 42 | MET | C-N | 5.23 | 1.42 | 1.33 |
| 1 | A | 71 | ARG | CZ-NH2 | 5.21 | 1.39 | 1.33 |
| 1 | A | 5 | ILE | C-N | -5.20 | 1.22 | 1.34 |
| 1 | B | 76 | LYS | CA-CB | 5.20 | 1.65 | 1.53 |
| 1 | B | 111 | TYR | CG-CD2 | -5.19 | 1.32 | 1.39 |
| 1 | A | 110 | LEU | CG-CD1 | 5.19 | 1.71 | 1.51 |
| 1 | A | 146 | GLN | CA-C | -5.18 | 1.39 | 1.52 |
| 1 | B | 30 | TRP | CD1-NE1 | -5.17 | 1.29 | 1.38 |
| 1 | B | 44 | ARG | CB-CG | 5.17 | 1.66 | 1.52 |
| 1 | A | 1 | MET | C-O | -5.16 | 1.13 | 1.23 |
| 1 | A | 86 | GLY | N-CA | 5.13 | 1.53 | 1.46 |
| 1 | B | 57 | ARG | CZ-NH2 | -5.13 | 1.26 | 1.33 |
| 1 | B | 53 | PRO | CG-CD | 5.12 | 1.67 | 1.50 |
| 1 | B | 121 | GLY | C-N | -5.11 | 1.22 | 1.34 |
| 1 | A | 10 | VAL | N-CA | 5.11 | 1.56 | 1.46 |
| 1 | B | 52 | ARG | CZ-NH2 | 5.10 | 1.39 | 1.33 |
| 1 | A | 152 | CYS | C-O | 5.10 | 1.33 | 1.23 |
| 1 | B | 15 | GLY | C-N | -5.10 | 1.22 | 1.34 |
| 1 | A | 19 | ALA | N-CA | 5.09 | 1.56 | 1.46 |
| 1 | A | 112 | LEU | CA-C | -5.08 | 1.39 | 1.52 |
| 1 | B | 121 | GLY | C-O | -5.07 | 1.15 | 1.23 |
| 1 | B | 20 | MET | CA-C | -5.07 | 1.39 | 1.52 |
| 1 | B | 154 | LYS | CE-NZ | 5.06 | 1.61 | 1.49 |
| 1 | A | 51 | GLY | C-N | -5.06 | 1.22 | 1.34 |
| 1 | B | 153 | PHE | CB-CG | -5.05 | 1.42 | 1.51 |
| 1 | A | 107 | ALA | CA-CB | 5.04 | 1.63 | 1.52 |
| 1 | B | 48 | GLU | CA-C | -5.04 | 1.39 | 1.52 |
| 1 | A | 10 | VAL | C-O | 5.04 | 1.32 | 1.23 |
| 1 | B | 157 | GLU | CG-CD | 5.03 | 1.59 | 1.51 |
| 1 | B | 103 | PHE | CG-CD1 | 5.02 | 1.46 | 1.38 |
| 1 | A | 47 | TRP | NE1-CE2 | -5.01 | 1.31 | 1.37 |

All (651) bond angle outliers are listed below:

| Mol | Chain | Res | Type | Atoms | Z | Observed(°) | Ideal(°) |
|-----|-------|-----|------|-------------|--------|-------------|----------|
| 1 | B | 87 | ASP | CB-CG-OD2 | -39.34 | 82.89 | 118.30 |
| 1 | B | 37 | ASP | CB-CG-OD2 | -35.23 | 86.59 | 118.30 |
| 1 | A | 57 | ARG | NE-CZ-NH1 | 33.75 | 137.17 | 120.30 |
| 1 | A | 98 | ARG | NE-CZ-NH1 | 31.98 | 136.29 | 120.30 |
| 1 | B | 71 | ARG | NE-CZ-NH2 | -30.39 | 105.11 | 120.30 |
| 1 | B | 100 | TYR | CB-CG-CD2 | -29.24 | 103.46 | 121.00 |
| 1 | A | 98 | ARG | NE-CZ-NH2 | -28.79 | 105.91 | 120.30 |
| 1 | B | 159 | ARG | NE-CZ-NH2 | -26.19 | 107.20 | 120.30 |
| 1 | B | 37 | ASP | CB-CG-OD1 | 25.62 | 141.36 | 118.30 |
| 1 | B | 52 | ARG | NE-CZ-NH1 | 25.52 | 133.06 | 120.30 |
| 1 | A | 116 | ASP | CB-CG-OD1 | 25.25 | 141.02 | 118.30 |
| 1 | B | 158 | ARG | CD-NE-CZ | 24.45 | 157.83 | 123.60 |
| 1 | A | 57 | ARG | NE-CZ-NH2 | -24.44 | 108.08 | 120.30 |
| 1 | A | 127 | ASP | CB-CG-OD1 | 23.54 | 139.49 | 118.30 |
| 1 | B | 69 | ASP | CB-CG-OD1 | 23.53 | 139.47 | 118.30 |
| 1 | A | 44 | ARG | NE-CZ-NH1 | 23.11 | 131.85 | 120.30 |
| 1 | A | 158 | ARG | NE-CZ-NH1 | 22.45 | 131.52 | 120.30 |
| 1 | A | 71 | ARG | NE-CZ-NH2 | 22.11 | 131.35 | 120.30 |
| 1 | B | 52 | ARG | CD-NE-CZ | 21.95 | 154.32 | 123.60 |
| 1 | B | 17 | GLU | OE1-CD-OE2 | 20.68 | 148.12 | 123.30 |
| 1 | A | 69 | ASP | CB-CG-OD2 | -19.42 | 100.82 | 118.30 |
| 1 | A | 16 | MET | CG-SD-CE | 19.05 | 130.68 | 100.20 |
| 1 | B | 69 | ASP | CB-CG-OD2 | -18.49 | 101.66 | 118.30 |
| 1 | A | 108 | GLN | CA-CB-CG | 18.25 | 153.56 | 113.40 |
| 1 | B | 44 | ARG | NE-CZ-NH2 | -18.00 | 111.30 | 120.30 |
| 1 | A | 79 | ASP | CB-CG-OD1 | 17.98 | 134.49 | 118.30 |
| 1 | A | 11 | ASP | CB-CG-OD1 | 17.67 | 134.20 | 118.30 |
| 1 | B | 55 | PRO | CA-C-N | 17.64 | 151.49 | 116.20 |
| 1 | B | 111 | TYR | CB-CG-CD2 | -17.46 | 110.52 | 121.00 |
| 1 | B | 33 | ARG | NE-CZ-NH1 | 17.44 | 129.02 | 120.30 |
| 1 | B | 12 | ARG | CD-NE-CZ | 17.09 | 147.53 | 123.60 |
| 1 | B | 118 | GLU | OE1-CD-OE2 | -16.98 | 102.93 | 123.30 |
| 1 | B | 27 | ASP | CB-CG-OD1 | 16.85 | 133.46 | 118.30 |
| 1 | A | 12 | ARG | NE-CZ-NH2 | 16.80 | 128.70 | 120.30 |
| 1 | A | 111 | TYR | CB-CG-CD2 | -16.66 | 111.01 | 121.00 |
| 1 | A | 22 | TRP | CH2-CZ2-CE2 | -16.54 | 100.86 | 117.40 |
| 1 | A | 52 | ARG | CB-CG-CD | 16.43 | 154.31 | 111.60 |
| 1 | B | 87 | ASP | CB-CG-OD1 | 16.21 | 132.89 | 118.30 |
| 1 | B | 71 | ARG | NE-CZ-NH1 | 15.90 | 128.25 | 120.30 |
| 1 | B | 156 | LEU | CB-CG-CD2 | 15.82 | 137.89 | 111.00 |
| 1 | B | 73 | THR | CA-CB-CG2 | 15.48 | 134.07 | 112.40 |
| 1 | B | 52 | ARG | CG-CD-NE | 15.44 | 144.22 | 111.80 |
| 1 | A | 142 | ASP | CB-CG-OD2 | -15.33 | 104.50 | 118.30 |

Continued on next page...

Continued from previous page...

| Mol | Chain | Res | Type | Atoms | Z | Observed(°) | Ideal(°) |
|-----|-------|--------|------|-------------|--------|-------------|----------|
| 1 | B | 1 | MET | O-C-N | 15.03 | 146.75 | 122.70 |
| 1 | A | 22 | TRP | NE1-CE2-CZ2 | -14.98 | 113.92 | 130.40 |
| 1 | B | 52 | ARG | CB-CG-CD | 14.62 | 149.61 | 111.60 |
| 1 | A | 100 | TYR | CG-CD1-CE1 | -14.62 | 109.61 | 121.30 |
| 1 | B | 74 | TRP | CE3-CZ3-CH2 | -14.56 | 105.19 | 121.20 |
| 1 | B | 116 | ASP | CB-CG-OD2 | -14.56 | 105.20 | 118.30 |
| 1 | A | 111 | TYR | CG-CD1-CE1 | -14.23 | 109.92 | 121.30 |
| 1 | B | 27 | ASP | CB-CG-OD2 | -14.07 | 105.64 | 118.30 |
| 1 | B | 100 | TYR | CB-CG-CD1 | 14.06 | 129.44 | 121.00 |
| 1 | B | 100 | TYR | CG-CD1-CE1 | -13.82 | 110.25 | 121.30 |
| 1 | B | 128 | TYR | CB-CG-CD1 | -13.70 | 112.78 | 121.00 |
| 1 | A | 31 | PHE | CB-CG-CD2 | -13.65 | 111.25 | 120.80 |
| 1 | B | 98 | ARG | NE-CZ-NH2 | 13.51 | 127.05 | 120.30 |
| 1 | B | 158 | ARG | NE-CZ-NH2 | 13.40 | 127.00 | 120.30 |
| 1 | B | 78 | VAL | CA-CB-CG1 | 13.33 | 130.90 | 110.90 |
| 1 | B | 44 | ARG | NE-CZ-NH1 | 13.31 | 126.96 | 120.30 |
| 1 | A | 135 | SER | N-CA-CB | 13.29 | 130.43 | 110.50 |
| 1 | A | 100 | TYR | CB-CG-CD2 | -13.26 | 113.04 | 121.00 |
| 1 | A | 109 | LYS | CA-CB-CG | 12.92 | 141.83 | 113.40 |
| 1 | B | 120 | GLU | CB-CG-CD | 12.89 | 149.00 | 114.20 |
| 1 | A | 8 | LEU | CB-CG-CD2 | 12.63 | 132.47 | 111.00 |
| 1 | A | 128 | TYR | CB-CG-CD1 | 12.62 | 128.57 | 121.00 |
| 1 | B | 79 | ASP | CB-CG-OD1 | 12.56 | 129.60 | 118.30 |
| 1 | A | 132 | ASP | CB-CG-OD2 | -12.47 | 107.08 | 118.30 |
| 1 | B | 55 | PRO | O-C-N | -12.46 | 102.01 | 123.20 |
| 1 | B | 111 | TYR | O-C-N | -12.28 | 103.05 | 122.70 |
| 1 | B | 80 | GLU | OE1-CD-OE2 | 12.09 | 137.81 | 123.30 |
| 1 | B | 122[A] | ASP | CB-CG-OD2 | -12.05 | 107.45 | 118.30 |
| 1 | B | 122[B] | ASP | CB-CG-OD2 | -12.05 | 107.45 | 118.30 |
| 1 | A | 22 | TRP | CD1-NE1-CE2 | -11.69 | 98.48 | 109.00 |
| 1 | A | 78 | VAL | CA-CB-CG1 | 11.69 | 128.44 | 110.90 |
| 1 | A | 48 | GLU | OE1-CD-OE2 | 11.63 | 137.26 | 123.30 |
| 1 | A | 73 | THR | CA-CB-CG2 | 11.62 | 128.68 | 112.40 |
| 1 | B | 101 | GLU | CA-CB-CG | 11.57 | 138.85 | 113.40 |
| 1 | B | 135 | SER | O-C-N | -11.51 | 104.29 | 122.70 |
| 1 | B | 118 | GLU | CG-CD-OE2 | 11.49 | 141.28 | 118.30 |
| 1 | B | 18 | ASN | OD1-CG-ND2 | 11.44 | 148.20 | 121.90 |
| 1 | A | 71 | ARG | CG-CD-NE | 11.43 | 135.81 | 111.80 |
| 1 | A | 109 | LYS | CB-CG-CD | 11.37 | 141.16 | 111.60 |
| 1 | B | 10 | VAL | CG1-CB-CG2 | -11.35 | 92.74 | 110.90 |
| 1 | A | 87 | ASP | CB-CG-OD1 | -11.27 | 108.16 | 118.30 |
| 1 | B | 140 | PHE | CB-CG-CD1 | 11.24 | 128.67 | 120.80 |

Continued on next page...

Continued from previous page...

| Mol | Chain | Res | Type | Atoms | Z | Observed(°) | Ideal(°) |
|-----|-------|-----|------|-------------|--------|-------------|----------|
| 1 | A | 95 | GLY | C-N-CA | 11.21 | 145.85 | 122.30 |
| 1 | A | 22 | TRP | CD1-CG-CD2 | -11.15 | 97.38 | 106.30 |
| 1 | B | 23 | ASN | OD1-CG-ND2 | -11.09 | 96.39 | 121.90 |
| 1 | B | 11 | ASP | CB-CG-OD1 | 10.97 | 128.17 | 118.30 |
| 1 | B | 87 | ASP | OD1-CG-OD2 | 10.97 | 144.14 | 123.30 |
| 1 | B | 101 | GLU | O-C-N | -10.95 | 105.18 | 122.70 |
| 1 | A | 65 | GLN | CB-CA-C | 10.95 | 132.30 | 110.40 |
| 1 | B | 74 | TRP | CZ3-CH2-CZ2 | 10.91 | 134.70 | 121.60 |
| 1 | A | 55 | PRO | CA-C-N | 10.88 | 137.96 | 116.20 |
| 1 | B | 142 | ASP | CB-CG-OD2 | -10.83 | 108.56 | 118.30 |
| 1 | B | 158 | ARG | O-C-N | 10.78 | 139.95 | 122.70 |
| 1 | B | 11 | ASP | CB-CG-OD2 | -10.75 | 108.62 | 118.30 |
| 1 | A | 44 | ARG | CB-CG-CD | 10.75 | 139.54 | 111.60 |
| 1 | B | 154 | LYS | CG-CD-CE | -10.74 | 79.69 | 111.90 |
| 1 | B | 119 | VAL | CA-CB-CG1 | -10.66 | 94.91 | 110.90 |
| 1 | B | 4 | LEU | CB-CG-CD1 | 10.57 | 128.98 | 111.00 |
| 1 | B | 111 | TYR | CB-CG-CD1 | 10.54 | 127.33 | 121.00 |
| 1 | A | 116 | ASP | CB-CG-OD2 | -10.50 | 108.85 | 118.30 |
| 1 | A | 22 | TRP | CE2-CD2-CG | 10.49 | 115.69 | 107.30 |
| 1 | B | 50 | ILE | O-C-N | 10.42 | 140.92 | 123.20 |
| 1 | A | 48 | GLU | CG-CD-OE2 | -10.38 | 97.53 | 118.30 |
| 1 | A | 10 | VAL | CG1-CB-CG2 | -10.37 | 94.31 | 110.90 |
| 1 | A | 134 | GLU | OE1-CD-OE2 | 10.31 | 135.67 | 123.30 |
| 1 | B | 103 | PHE | CB-CG-CD1 | -10.30 | 113.59 | 120.80 |
| 1 | B | 93 | VAL | O-C-N | -10.28 | 106.25 | 122.70 |
| 1 | A | 71 | ARG | CD-NE-CZ | 10.25 | 137.96 | 123.60 |
| 1 | B | 36 | LEU | CB-CG-CD1 | 10.25 | 128.42 | 111.00 |
| 1 | A | 71 | ARG | NH1-CZ-NH2 | -10.23 | 108.15 | 119.40 |
| 1 | A | 22 | TRP | CD2-CE2-CZ2 | 10.22 | 134.56 | 122.30 |
| 1 | A | 104 | LEU | CA-CB-CG | 10.21 | 138.79 | 115.30 |
| 1 | B | 101 | GLU | OE1-CD-OE2 | 10.16 | 135.49 | 123.30 |
| 1 | A | 120 | GLU | CA-CB-CG | 10.15 | 135.74 | 113.40 |
| 1 | A | 144 | ASP | CB-CG-OD2 | -10.15 | 109.17 | 118.30 |
| 1 | A | 151 | TYR | CD1-CE1-CZ | -10.09 | 110.72 | 119.80 |
| 1 | A | 128 | TYR | CG-CD1-CE1 | 9.98 | 129.29 | 121.30 |
| 1 | B | 132 | ASP | CB-CG-OD2 | -9.95 | 109.34 | 118.30 |
| 1 | B | 127 | ASP | CB-CG-OD1 | 9.94 | 127.25 | 118.30 |
| 1 | B | 93 | VAL | CA-C-N | 9.94 | 139.06 | 117.20 |
| 1 | B | 12 | ARG | NE-CZ-NH1 | 9.94 | 125.27 | 120.30 |
| 1 | B | 59 | ASN | CA-C-N | 9.92 | 139.02 | 117.20 |
| 1 | B | 23 | ASN | O-C-N | 9.91 | 138.56 | 122.70 |
| 1 | A | 79 | ASP | O-C-N | 9.85 | 138.47 | 122.70 |

Continued on next page...

Continued from previous page...

| Mol | Chain | Res | Type | Atoms | Z | Observed(°) | Ideal(°) |
|-----|-------|-----|------|-------------|-------|-------------|----------|
| 1 | A | 143 | ALA | C-N-CA | 9.85 | 146.34 | 121.70 |
| 1 | A | 158 | ARG | O-C-N | 9.80 | 138.39 | 122.70 |
| 1 | A | 4 | LEU | CB-CG-CD1 | 9.79 | 127.65 | 111.00 |
| 1 | A | 111 | TYR | CA-C-N | 9.79 | 138.73 | 117.20 |
| 1 | A | 31 | PHE | CG-CD2-CE2 | -9.75 | 110.08 | 120.80 |
| 1 | A | 127 | ASP | CB-CG-OD2 | -9.73 | 109.55 | 118.30 |
| 1 | B | 1 | MET | CA-CB-CG | 9.72 | 129.83 | 113.30 |
| 1 | A | 139 | GLU | CG-CD-OE1 | 9.71 | 137.72 | 118.30 |
| 1 | A | 136 | VAL | CA-CB-CG1 | 9.67 | 125.41 | 110.90 |
| 1 | B | 23 | ASN | CB-CG-OD1 | 9.62 | 140.84 | 121.60 |
| 1 | B | 6 | ALA | O-C-N | -9.60 | 107.34 | 122.70 |
| 1 | B | 104 | LEU | C-N-CD | 9.59 | 148.54 | 128.40 |
| 1 | B | 158 | ARG | NH1-CZ-NH2 | -9.59 | 108.85 | 119.40 |
| 1 | A | 22 | TRP | CG-CD2-CE3 | -9.58 | 125.28 | 133.90 |
| 1 | A | 1 | MET | CG-SD-CE | 9.53 | 115.45 | 100.20 |
| 1 | B | 98 | ARG | NH1-CZ-NH2 | -9.52 | 108.93 | 119.40 |
| 1 | B | 52 | ARG | NH1-CZ-NH2 | -9.51 | 108.94 | 119.40 |
| 1 | B | 100 | TYR | CZ-CE2-CD2 | -9.51 | 111.24 | 119.80 |
| 1 | A | 6 | ALA | O-C-N | -9.45 | 107.58 | 122.70 |
| 1 | A | 70 | ASP | CB-CG-OD2 | 9.44 | 126.80 | 118.30 |
| 1 | B | 81 | ALA | CA-C-O | -9.31 | 100.54 | 120.10 |
| 1 | B | 140 | PHE | CG-CD2-CE2 | 9.28 | 131.01 | 120.80 |
| 1 | B | 30 | TRP | CD1-NE1-CE2 | 9.25 | 117.32 | 109.00 |
| 1 | B | 38 | LYS | O-C-N | 9.23 | 138.65 | 121.10 |
| 1 | B | 111 | TYR | CA-C-O | 9.16 | 139.33 | 120.10 |
| 1 | B | 153 | PHE | CB-CG-CD1 | 9.10 | 127.17 | 120.80 |
| 1 | A | 44 | ARG | CD-NE-CZ | -9.10 | 110.86 | 123.60 |
| 1 | B | 103 | PHE | CB-CG-CD2 | 9.08 | 127.16 | 120.80 |
| 1 | A | 143 | ALA | CA-C-N | 9.08 | 137.17 | 117.20 |
| 1 | B | 22 | TRP | CZ3-CH2-CZ2 | 9.07 | 132.49 | 121.60 |
| 1 | B | 9 | ALA | O-C-N | -9.05 | 108.22 | 122.70 |
| 1 | A | 78 | VAL | CG1-CB-CG2 | -9.04 | 96.43 | 110.90 |
| 1 | B | 38 | LYS | C-N-CD | 9.03 | 147.37 | 128.40 |
| 1 | A | 145 | ALA | O-C-N | 9.02 | 137.13 | 122.70 |
| 1 | A | 103 | PHE | CB-CG-CD2 | 9.00 | 127.10 | 120.80 |
| 1 | B | 159 | ARG | CD-NE-CZ | -8.99 | 111.01 | 123.60 |
| 1 | B | 16 | MET | CA-CB-CG | -8.98 | 98.03 | 113.30 |
| 1 | A | 105 | PRO | CA-CB-CG | 8.96 | 121.83 | 104.80 |
| 1 | B | 98 | ARG | CG-CD-NE | 8.94 | 130.58 | 111.80 |
| 1 | B | 74 | TRP | CD2-CE3-CZ3 | 8.87 | 130.33 | 118.80 |
| 1 | A | 150 | SER | O-C-N | -8.86 | 108.53 | 122.70 |
| 1 | B | 50 | ILE | C-N-CA | -8.86 | 103.70 | 122.30 |

Continued on next page...

Continued from previous page...

| Mol | Chain | Res | Type | Atoms | Z | Observed(°) | Ideal(°) |
|-----|-------|-----|------|-------------|-------|-------------|----------|
| 1 | B | 128 | TYR | CB-CG-CD2 | 8.85 | 126.31 | 121.00 |
| 1 | A | 72 | VAL | CG1-CB-CG2 | -8.85 | 96.74 | 110.90 |
| 1 | B | 33 | ARG | NE-CZ-NH2 | -8.84 | 115.88 | 120.30 |
| 1 | B | 88 | VAL | CG1-CB-CG2 | 8.83 | 125.02 | 110.90 |
| 1 | B | 159 | ARG | NE-CZ-NH1 | 8.82 | 124.71 | 120.30 |
| 1 | B | 79 | ASP | CA-C-N | 8.76 | 136.47 | 117.20 |
| 1 | B | 61 | ILE | CG1-CB-CG2 | -8.75 | 92.15 | 111.40 |
| 1 | A | 69 | ASP | OD1-CG-OD2 | 8.74 | 139.91 | 123.30 |
| 1 | A | 85 | CYS | C-N-CA | -8.71 | 104.01 | 122.30 |
| 1 | A | 33 | ARG | NE-CZ-NH2 | 8.70 | 124.65 | 120.30 |
| 1 | A | 143 | ALA | O-C-N | -8.69 | 108.80 | 122.70 |
| 1 | B | 157 | GLU | CG-CD-OE2 | -8.65 | 100.99 | 118.30 |
| 1 | B | 101 | GLU | CG-CD-OE2 | -8.65 | 101.00 | 118.30 |
| 1 | B | 18 | ASN | CB-CG-ND2 | -8.64 | 95.96 | 116.70 |
| 1 | A | 79 | ASP | CA-C-O | -8.63 | 101.98 | 120.10 |
| 1 | B | 100 | TYR | CG-CD2-CE2 | -8.61 | 114.41 | 121.30 |
| 1 | B | 54 | LEU | CB-CG-CD1 | -8.60 | 96.38 | 111.00 |
| 1 | A | 158 | ARG | NE-CZ-NH2 | -8.59 | 116.00 | 120.30 |
| 1 | B | 81 | ALA | CA-C-N | 8.57 | 136.06 | 117.20 |
| 1 | B | 31 | PHE | CB-CG-CD2 | -8.57 | 114.80 | 120.80 |
| 1 | A | 23 | ASN | CB-CG-OD1 | 8.56 | 138.72 | 121.60 |
| 1 | B | 61 | ILE | CA-CB-CG1 | 8.56 | 127.27 | 111.00 |
| 1 | A | 82 | ILE | CA-CB-CG2 | 8.55 | 128.00 | 110.90 |
| 1 | B | 96 | GLY | CA-C-O | 8.55 | 135.98 | 120.60 |
| 1 | A | 103 | PHE | CZ-CE2-CD2 | -8.54 | 109.85 | 120.10 |
| 1 | A | 145 | ALA | CB-CA-C | 8.54 | 122.90 | 110.10 |
| 1 | A | 22 | TRP | CD2-CE3-CZ3 | -8.48 | 107.78 | 118.80 |
| 1 | A | 21 | PRO | N-CD-CG | 8.48 | 115.92 | 103.20 |
| 1 | A | 22 | TRP | CE3-CZ3-CH2 | 8.48 | 130.53 | 121.20 |
| 1 | A | 110 | LEU | CB-CG-CD1 | -8.47 | 96.60 | 111.00 |
| 1 | A | 92 | MET | CG-SD-CE | 8.46 | 113.74 | 100.20 |
| 1 | B | 100 | TYR | CD1-CE1-CZ | 8.46 | 127.42 | 119.80 |
| 1 | A | 128 | TYR | CB-CG-CD2 | -8.43 | 115.94 | 121.00 |
| 1 | A | 159 | ARG | CA-CB-CG | 8.42 | 131.91 | 113.40 |
| 1 | A | 80 | GLU | OE1-CD-OE2 | 8.39 | 133.37 | 123.30 |
| 1 | B | 100 | TYR | CD1-CG-CD2 | 8.35 | 127.09 | 117.90 |
| 1 | B | 9 | ALA | CA-C-O | 8.35 | 137.64 | 120.10 |
| 1 | A | 37 | ASP | CB-CG-OD2 | 8.33 | 125.80 | 118.30 |
| 1 | B | 88 | VAL | CA-CB-CG1 | -8.30 | 98.44 | 110.90 |
| 1 | A | 10 | VAL | CA-CB-CG1 | 8.29 | 123.33 | 110.90 |
| 1 | B | 17 | GLU | CA-CB-CG | 8.28 | 131.62 | 113.40 |
| 1 | B | 84 | ALA | N-CA-CB | -8.28 | 98.50 | 110.10 |

Continued on next page...

Continued from previous page...

| Mol | Chain | Res | Type | Atoms | Z | Observed(°) | Ideal(°) |
|-----|-------|-----|------|-------------|-------|-------------|----------|
| 1 | A | 90 | GLU | OE1-CD-OE2 | -8.27 | 113.37 | 123.30 |
| 1 | B | 22 | TRP | CH2-CZ2-CE2 | -8.23 | 109.17 | 117.40 |
| 1 | A | 103 | PHE | CB-CG-CD1 | -8.23 | 115.04 | 120.80 |
| 1 | A | 76 | LYS | CA-C-N | 8.21 | 135.26 | 117.20 |
| 1 | B | 133 | TRP | NE1-CE2-CZ2 | 8.21 | 139.43 | 130.40 |
| 1 | B | 50 | ILE | CA-C-O | -8.21 | 102.86 | 120.10 |
| 1 | B | 30 | TRP | CB-CG-CD1 | 8.18 | 137.63 | 127.00 |
| 1 | B | 118 | GLU | O-C-N | -8.12 | 109.71 | 122.70 |
| 1 | B | 103 | PHE | CZ-CE2-CD2 | 8.11 | 129.84 | 120.10 |
| 1 | A | 30 | TRP | CA-C-O | -8.11 | 103.07 | 120.10 |
| 1 | B | 42 | MET | O-C-N | 8.11 | 136.98 | 123.20 |
| 1 | B | 138 | SER | N-CA-CB | -8.06 | 98.40 | 110.50 |
| 1 | A | 126 | PRO | CA-C-N | 8.06 | 134.93 | 117.20 |
| 1 | B | 33 | ARG | CA-C-O | 8.06 | 137.02 | 120.10 |
| 1 | A | 111 | TYR | CD1-CG-CD2 | 8.06 | 126.76 | 117.90 |
| 1 | A | 43 | GLY | O-C-N | -8.05 | 109.83 | 122.70 |
| 1 | A | 12 | ARG | CD-NE-CZ | 7.99 | 134.79 | 123.60 |
| 1 | B | 65 | GLN | CB-CA-C | 7.98 | 126.36 | 110.40 |
| 1 | A | 90 | GLU | CG-CD-OE1 | 7.98 | 134.25 | 118.30 |
| 1 | B | 72 | VAL | CA-C-O | -7.95 | 103.40 | 120.10 |
| 1 | A | 30 | TRP | CA-C-N | 7.93 | 134.65 | 117.20 |
| 1 | B | 17 | GLU | CG-CD-OE2 | -7.92 | 102.46 | 118.30 |
| 1 | B | 118 | GLU | CB-CG-CD | 7.92 | 135.58 | 114.20 |
| 1 | A | 69 | ASP | N-CA-CB | -7.90 | 96.38 | 110.60 |
| 1 | A | 44 | ARG | NH1-CZ-NH2 | -7.88 | 110.73 | 119.40 |
| 1 | B | 5 | ILE | CA-CB-CG1 | -7.87 | 96.05 | 111.00 |
| 1 | B | 119 | VAL | CG1-CB-CG2 | 7.85 | 123.45 | 110.90 |
| 1 | B | 121 | GLY | O-C-N | 7.85 | 135.26 | 122.70 |
| 1 | B | 72 | VAL | CA-C-N | 7.84 | 134.44 | 117.20 |
| 1 | A | 156 | LEU | CB-CG-CD1 | 7.82 | 124.30 | 111.00 |
| 1 | A | 88 | VAL | CG1-CB-CG2 | -7.78 | 98.45 | 110.90 |
| 1 | B | 93 | VAL | C-N-CA | 7.78 | 141.15 | 121.70 |
| 1 | B | 140 | PHE | CB-CG-CD2 | -7.77 | 115.36 | 120.80 |
| 1 | A | 131 | ASP | CB-CA-C | -7.76 | 94.87 | 110.40 |
| 1 | B | 48 | GLU | CA-CB-CG | 7.75 | 130.44 | 113.40 |
| 1 | A | 12 | ARG | CG-CD-NE | 7.74 | 128.05 | 111.80 |
| 1 | B | 1 | MET | CB-CG-SD | 7.73 | 135.58 | 112.40 |
| 1 | A | 87 | ASP | CA-C-N | -7.73 | 100.20 | 117.20 |
| 1 | A | 47 | TRP | CE2-CD2-CG | -7.72 | 101.12 | 107.30 |
| 1 | A | 111 | TYR | CD1-CE1-CZ | 7.72 | 126.75 | 119.80 |
| 1 | B | 159 | ARG | NH1-CZ-NH2 | 7.72 | 127.89 | 119.40 |
| 1 | B | 55 | PRO | N-CA-C | 7.71 | 132.16 | 112.10 |

Continued on next page...

Continued from previous page...

| Mol | Chain | Res | Type | Atoms | Z | Observed(°) | Ideal(°) |
|-----|-------|--------|------|-------------|-------|-------------|----------|
| 1 | A | 79 | ASP | OD1-CG-OD2 | -7.70 | 108.67 | 123.30 |
| 1 | A | 111 | TYR | O-C-N | -7.69 | 110.39 | 122.70 |
| 1 | B | 122[A] | ASP | N-CA-CB | -7.69 | 96.77 | 110.60 |
| 1 | B | 122[B] | ASP | N-CA-CB | -7.69 | 96.77 | 110.60 |
| 1 | B | 57 | ARG | NE-CZ-NH1 | -7.68 | 116.46 | 120.30 |
| 1 | A | 55 | PRO | O-C-N | -7.68 | 110.14 | 123.20 |
| 1 | B | 52 | ARG | CA-CB-CG | 7.67 | 130.27 | 113.40 |
| 1 | A | 69 | ASP | CA-C-O | 7.66 | 136.19 | 120.10 |
| 1 | A | 140 | PHE | CG-CD2-CE2 | -7.66 | 112.38 | 120.80 |
| 1 | A | 21 | PRO | CA-N-CD | -7.66 | 100.78 | 111.50 |
| 1 | B | 140 | PHE | CZ-CE2-CD2 | -7.65 | 110.92 | 120.10 |
| 1 | A | 144 | ASP | O-C-N | -7.64 | 110.48 | 122.70 |
| 1 | A | 146 | GLN | N-CA-CB | -7.62 | 96.88 | 110.60 |
| 1 | A | 152 | CYS | CA-C-N | 7.62 | 133.96 | 117.20 |
| 1 | B | 142 | ASP | OD1-CG-OD2 | 7.62 | 137.77 | 123.30 |
| 1 | B | 7 | ALA | CB-CA-C | 7.59 | 121.49 | 110.10 |
| 1 | B | 139 | GLU | CG-CD-OE1 | 7.59 | 133.49 | 118.30 |
| 1 | B | 29 | ALA | CA-C-N | 7.59 | 133.90 | 117.20 |
| 1 | B | 55 | PRO | C-N-CA | 7.59 | 138.24 | 122.30 |
| 1 | A | 158 | ARG | CG-CD-NE | -7.58 | 95.88 | 111.80 |
| 1 | A | 88 | VAL | CA-CB-CG2 | 7.57 | 122.26 | 110.90 |
| 1 | B | 122[A] | ASP | OD1-CG-OD2 | 7.57 | 137.69 | 123.30 |
| 1 | B | 122[B] | ASP | OD1-CG-OD2 | 7.57 | 137.69 | 123.30 |
| 1 | A | 47 | TRP | CA-C-O | 7.57 | 135.99 | 120.10 |
| 1 | B | 30 | TRP | NE1-CE2-CD2 | -7.56 | 99.74 | 107.30 |
| 1 | B | 44 | ARG | O-C-N | -7.55 | 110.62 | 122.70 |
| 1 | B | 30 | TRP | NE1-CE2-CZ2 | 7.55 | 138.70 | 130.40 |
| 1 | B | 79 | ASP | OD1-CG-OD2 | -7.52 | 109.01 | 123.30 |
| 1 | A | 158 | ARG | CA-C-N | -7.50 | 100.69 | 117.20 |
| 1 | B | 60 | ILE | CB-CA-C | 7.50 | 126.61 | 111.60 |
| 1 | A | 142 | ASP | O-C-N | 7.50 | 134.70 | 122.70 |
| 1 | B | 72 | VAL | CG1-CB-CG2 | 7.49 | 122.88 | 110.90 |
| 1 | B | 114 | HIS | CA-C-N | 7.49 | 133.67 | 117.20 |
| 1 | B | 65 | GLN | CG-CD-OE1 | 7.45 | 136.50 | 121.60 |
| 1 | A | 38 | LYS | CA-CB-CG | 7.45 | 129.78 | 113.40 |
| 1 | B | 105 | PRO | CA-N-CD | -7.45 | 101.07 | 111.50 |
| 1 | B | 98 | ARG | NE-CZ-NH1 | 7.37 | 123.99 | 120.30 |
| 1 | B | 146 | GLN | CG-CD-NE2 | 7.37 | 134.40 | 116.70 |
| 1 | B | 44 | ARG | CA-C-O | 7.35 | 135.54 | 120.10 |
| 1 | A | 55 | PRO | C-N-CA | 7.34 | 137.72 | 122.30 |
| 1 | A | 74 | TRP | CA-C-N | 7.33 | 133.33 | 117.20 |
| 1 | A | 128 | TYR | CD1-CE1-CZ | -7.29 | 113.24 | 119.80 |

Continued on next page...

Continued from previous page...

| Mol | Chain | Res | Type | Atoms | Z | Observed(°) | Ideal(°) |
|-----|-------|-----|------|-------------|-------|-------------|----------|
| 1 | B | 158 | ARG | NE-CZ-NH1 | 7.29 | 123.94 | 120.30 |
| 1 | A | 47 | TRP | CG-CD2-CE3 | 7.28 | 140.45 | 133.90 |
| 1 | B | 104 | LEU | CB-CG-CD2 | -7.28 | 98.63 | 111.00 |
| 1 | A | 159 | ARG | CA-C-O | -7.28 | 104.82 | 120.10 |
| 1 | A | 30 | TRP | CZ3-CH2-CZ2 | 7.25 | 130.30 | 121.60 |
| 1 | B | 53 | PRO | O-C-N | -7.23 | 111.13 | 122.70 |
| 1 | B | 1 | MET | CA-C-O | -7.23 | 104.93 | 120.10 |
| 1 | B | 6 | ALA | C-N-CA | 7.22 | 139.75 | 121.70 |
| 1 | A | 61 | ILE | CA-CB-CG1 | 7.20 | 124.68 | 111.00 |
| 1 | B | 38 | LYS | CD-CE-NZ | -7.19 | 95.16 | 111.70 |
| 1 | A | 141 | HIS | CG-CD2-NE2 | -7.18 | 95.55 | 109.20 |
| 1 | A | 128 | TYR | CA-C-N | -7.18 | 101.41 | 117.20 |
| 1 | B | 68 | THR | CA-CB-CG2 | 7.18 | 122.45 | 112.40 |
| 1 | A | 30 | TRP | CG-CD2-CE3 | -7.16 | 127.45 | 133.90 |
| 1 | A | 48 | GLU | CB-CA-C | -7.14 | 96.12 | 110.40 |
| 1 | A | 116 | ASP | OD1-CG-OD2 | -7.14 | 109.73 | 123.30 |
| 1 | A | 147 | ASN | CB-CG-OD1 | 7.13 | 135.86 | 121.60 |
| 1 | A | 114 | HIS | N-CA-CB | 7.12 | 123.42 | 110.60 |
| 1 | B | 70 | ASP | CB-CG-OD2 | 7.11 | 124.70 | 118.30 |
| 1 | B | 31 | PHE | O-C-N | 7.11 | 134.07 | 122.70 |
| 1 | B | 28 | LEU | CB-CG-CD2 | 7.10 | 123.08 | 111.00 |
| 1 | A | 139 | GLU | CG-CD-OE2 | -7.09 | 104.11 | 118.30 |
| 1 | A | 82 | ILE | CG1-CB-CG2 | -7.06 | 95.87 | 111.40 |
| 1 | A | 43 | GLY | CA-C-N | 7.04 | 132.70 | 117.20 |
| 1 | B | 89 | PRO | CA-N-CD | 7.04 | 121.55 | 111.70 |
| 1 | B | 5 | ILE | CB-CA-C | 7.03 | 125.67 | 111.60 |
| 1 | A | 105 | PRO | O-C-N | -7.03 | 111.45 | 122.70 |
| 1 | B | 68 | THR | O-C-N | -7.01 | 111.49 | 122.70 |
| 1 | A | 30 | TRP | CE3-CZ3-CH2 | -7.00 | 113.50 | 121.20 |
| 1 | B | 51 | GLY | O-C-N | -6.99 | 111.52 | 122.70 |
| 1 | A | 10 | VAL | O-C-N | -6.96 | 111.56 | 122.70 |
| 1 | B | 137 | PHE | CD1-CE1-CZ | -6.94 | 111.78 | 120.10 |
| 1 | B | 40 | VAL | CA-CB-CG1 | 6.90 | 121.25 | 110.90 |
| 1 | A | 121 | GLY | C-N-CA | -6.90 | 104.45 | 121.70 |
| 1 | A | 36 | LEU | CB-CG-CD1 | 6.89 | 122.72 | 111.00 |
| 1 | A | 18 | ASN | OD1-CG-ND2 | 6.87 | 137.70 | 121.90 |
| 1 | A | 48 | GLU | O-C-N | -6.86 | 111.73 | 122.70 |
| 1 | B | 52 | ARG | N-CA-CB | -6.85 | 98.27 | 110.60 |
| 1 | B | 133 | TRP | CD2-CE2-CZ2 | -6.84 | 114.09 | 122.30 |
| 1 | B | 59 | ASN | OD1-CG-ND2 | -6.84 | 106.16 | 121.90 |
| 1 | A | 22 | TRP | CG-CD1-NE1 | 6.82 | 116.92 | 110.10 |
| 1 | B | 13 | VAL | CA-CB-CG2 | -6.80 | 100.70 | 110.90 |

Continued on next page...

Continued from previous page...

| Mol | Chain | Res | Type | Atoms | Z | Observed(°) | Ideal(°) |
|-----|-------|-------|------|-------------|-------|-------------|----------|
| 1 | B | 39 | PRO | N-CD-CG | 6.80 | 113.40 | 103.20 |
| 1 | B | 133 | TRP | CE3-CZ3-CH2 | -6.79 | 113.72 | 121.20 |
| 1 | A | 93 | VAL | CG1-CB-CG2 | 6.77 | 121.73 | 110.90 |
| 1 | B | 67 | GLY | N-CA-C | 6.77 | 130.02 | 113.10 |
| 1 | A | 151 | TYR | C-N-CA | 6.77 | 138.62 | 121.70 |
| 1 | B | 123 | THR | CA-CB-CG2 | 6.76 | 121.86 | 112.40 |
| 1 | A | 100 | TYR | O-C-N | 6.75 | 133.50 | 122.70 |
| 1 | A | 140 | PHE | CB-CG-CD1 | -6.74 | 116.08 | 120.80 |
| 1 | A | 155 | ILE | CA-CB-CG1 | -6.74 | 98.19 | 111.00 |
| 1 | B | 141 | HIS | CG-CD2-NE2 | -6.74 | 96.39 | 109.20 |
| 1 | B | 30 | TRP | O-C-N | -6.74 | 111.92 | 122.70 |
| 1 | B | 57 | ARG | N-CA-CB | -6.72 | 98.50 | 110.60 |
| 1 | A | 34 | ASN | CA-C-N | 6.72 | 131.98 | 117.20 |
| 1 | B | 57 | ARG | CA-CB-CG | -6.71 | 98.65 | 113.40 |
| 1 | A | 120 | GLU | CB-CG-CD | 6.70 | 132.28 | 114.20 |
| 1 | B | 61 | ILE | N-CA-CB | 6.67 | 126.14 | 110.80 |
| 1 | B | 59 | ASN | C-N-CA | 6.67 | 138.37 | 121.70 |
| 1 | A | 125 | PHE | CB-CG-CD1 | 6.66 | 125.46 | 120.80 |
| 1 | A | 127 | ASP | CB-CA-C | -6.65 | 97.11 | 110.40 |
| 1 | B | 118 | GLU | CA-C-O | 6.63 | 134.03 | 120.10 |
| 1 | A | 74 | TRP | O-C-N | -6.62 | 112.10 | 122.70 |
| 1 | A | 29 | ALA | O-C-N | -6.62 | 112.11 | 122.70 |
| 1 | B | 53 | PRO | N-CA-CB | 6.62 | 111.24 | 103.30 |
| 1 | B | 80 | GLU | N-CA-CB | -6.58 | 98.75 | 110.60 |
| 1 | B | 89 | PRO | N-CA-CB | -6.58 | 95.36 | 102.60 |
| 1 | A | 130 | PRO | N-CA-CB | 6.58 | 111.19 | 103.30 |
| 1 | B | 30 | TRP | CB-CG-CD2 | -6.56 | 118.07 | 126.60 |
| 1 | A | 64[A] | SER | CA-CB-OG | -6.56 | 93.50 | 111.20 |
| 1 | A | 64[B] | SER | CA-CB-OG | -6.56 | 93.50 | 111.20 |
| 1 | A | 87 | ASP | CA-CB-CG | -6.55 | 98.98 | 113.40 |
| 1 | A | 155 | ILE | N-CA-CB | 6.54 | 125.85 | 110.80 |
| 1 | A | 150 | SER | CB-CA-C | 6.54 | 122.52 | 110.10 |
| 1 | A | 127 | ASP | OD1-CG-OD2 | -6.53 | 110.89 | 123.30 |
| 1 | B | 1 | MET | C-N-CA | -6.52 | 105.39 | 121.70 |
| 1 | A | 105 | PRO | CA-C-O | 6.52 | 135.84 | 120.20 |
| 1 | B | 6 | ALA | CA-C-N | 6.52 | 131.54 | 117.20 |
| 1 | A | 78 | VAL | CA-C-O | 6.52 | 133.79 | 120.10 |
| 1 | A | 129 | GLU | CB-CA-C | 6.51 | 123.42 | 110.40 |
| 1 | B | 23 | ASN | CA-C-N | -6.51 | 102.88 | 117.20 |
| 1 | A | 144 | ASP | CB-CG-OD1 | 6.50 | 124.15 | 118.30 |
| 1 | B | 54 | LEU | O-C-N | 6.49 | 133.43 | 121.10 |
| 1 | B | 116 | ASP | OD1-CG-OD2 | 6.49 | 135.62 | 123.30 |

Continued on next page...

Continued from previous page...

| Mol | Chain | Res | Type | Atoms | Z | Observed(°) | Ideal(°) |
|-----|-------|-----|------|-------------|-------|-------------|----------|
| 1 | A | 31 | PHE | CD1-CG-CD2 | 6.48 | 126.72 | 118.30 |
| 1 | A | 30 | TRP | CG-CD1-NE1 | -6.47 | 103.63 | 110.10 |
| 1 | A | 120 | GLU | CA-C-N | 6.45 | 129.10 | 116.20 |
| 1 | B | 58 | LYS | CD-CE-NZ | 6.44 | 126.50 | 111.70 |
| 1 | A | 87 | ASP | CA-C-O | 6.43 | 133.60 | 120.10 |
| 1 | A | 52 | ARG | NE-CZ-NH2 | 6.42 | 123.51 | 120.30 |
| 1 | A | 111 | TYR | C-N-CA | 6.42 | 137.74 | 121.70 |
| 1 | A | 151 | TYR | CB-CG-CD2 | 6.41 | 124.85 | 121.00 |
| 1 | A | 107 | ALA | CA-C-O | 6.40 | 133.55 | 120.10 |
| 1 | B | 59 | ASN | CA-C-O | -6.40 | 106.66 | 120.10 |
| 1 | B | 106 | LYS | CB-CG-CD | 6.40 | 128.24 | 111.60 |
| 1 | A | 65 | GLN | O-C-N | -6.39 | 108.95 | 121.10 |
| 1 | A | 132 | ASP | CB-CG-OD1 | 6.39 | 124.06 | 118.30 |
| 1 | B | 46 | THR | CA-CB-CG2 | 6.39 | 121.35 | 112.40 |
| 1 | B | 157 | GLU | OE1-CD-OE2 | 6.37 | 130.94 | 123.30 |
| 1 | B | 111 | TYR | CZ-CE2-CD2 | -6.36 | 114.07 | 119.80 |
| 1 | A | 153 | PHE | CB-CG-CD2 | -6.35 | 116.36 | 120.80 |
| 1 | B | 137 | PHE | O-C-N | 6.34 | 132.85 | 122.70 |
| 1 | A | 48 | GLU | CA-CB-CG | 6.33 | 127.33 | 113.40 |
| 1 | A | 133 | TRP | NE1-CE2-CZ2 | -6.33 | 123.44 | 130.40 |
| 1 | A | 158 | ARG | CB-CG-CD | -6.33 | 95.16 | 111.60 |
| 1 | B | 78 | VAL | CA-CB-CG2 | -6.32 | 101.42 | 110.90 |
| 1 | B | 120 | GLU | OE1-CD-OE2 | 6.32 | 130.89 | 123.30 |
| 1 | B | 16 | MET | O-C-N | -6.32 | 112.59 | 122.70 |
| 1 | B | 149 | HIS | CA-CB-CG | 6.31 | 124.33 | 113.60 |
| 1 | B | 47 | TRP | N-CA-CB | -6.31 | 99.25 | 110.60 |
| 1 | A | 158 | ARG | NH1-CZ-NH2 | -6.30 | 112.47 | 119.40 |
| 1 | B | 54 | LEU | C-N-CD | 6.30 | 141.62 | 128.40 |
| 1 | B | 134 | GLU | CG-CD-OE2 | -6.29 | 105.73 | 118.30 |
| 1 | A | 80 | GLU | CB-CA-C | -6.29 | 97.83 | 110.40 |
| 1 | B | 24 | LEU | CB-CG-CD2 | -6.28 | 100.33 | 111.00 |
| 1 | B | 7 | ALA | CA-C-N | 6.28 | 131.01 | 117.20 |
| 1 | B | 137 | PHE | CA-C-N | -6.26 | 103.42 | 117.20 |
| 1 | A | 47 | TRP | CD2-CE3-CZ3 | 6.24 | 126.91 | 118.80 |
| 1 | B | 86 | GLY | CA-C-N | -6.22 | 103.51 | 117.20 |
| 1 | B | 71 | ARG | NH1-CZ-NH2 | 6.22 | 126.24 | 119.40 |
| 1 | A | 25 | PRO | O-C-N | -6.21 | 112.76 | 122.70 |
| 1 | A | 109 | LYS | C-N-CA | 6.20 | 137.20 | 121.70 |
| 1 | A | 11 | ASP | OD1-CG-OD2 | -6.19 | 111.54 | 123.30 |
| 1 | B | 101 | GLU | CA-C-O | 6.18 | 133.09 | 120.10 |
| 1 | A | 37 | ASP | CB-CG-OD1 | -6.18 | 112.74 | 118.30 |
| 1 | B | 44 | ARG | N-CA-C | 6.17 | 127.66 | 111.00 |

Continued on next page...

Continued from previous page...

| Mol | Chain | Res | Type | Atoms | Z | Observed(°) | Ideal(°) |
|-----|-------|-------|------|-------------|-------|-------------|----------|
| 1 | A | 112 | LEU | CA-C-O | 6.17 | 133.06 | 120.10 |
| 1 | B | 59 | ASN | CB-CG-OD1 | 6.16 | 133.93 | 121.60 |
| 1 | A | 126 | PRO | O-C-N | -6.16 | 112.84 | 122.70 |
| 1 | A | 80 | GLU | N-CA-CB | -6.16 | 99.51 | 110.60 |
| 1 | B | 125 | PHE | CB-CG-CD1 | 6.16 | 125.11 | 120.80 |
| 1 | B | 16 | MET | CA-C-O | 6.16 | 133.03 | 120.10 |
| 1 | A | 150 | SER | C-N-CA | 6.15 | 137.08 | 121.70 |
| 1 | A | 132 | ASP | N-CA-CB | -6.15 | 99.53 | 110.60 |
| 1 | B | 55 | PRO | CA-C-O | -6.14 | 105.47 | 120.20 |
| 1 | A | 125 | PHE | C-N-CD | 6.12 | 141.26 | 128.40 |
| 1 | A | 32 | LYS | O-C-N | 6.12 | 132.49 | 122.70 |
| 1 | B | 79 | ASP | O-C-N | -6.12 | 112.91 | 122.70 |
| 1 | B | 141 | HIS | ND1-CG-CD2 | 6.11 | 117.35 | 108.80 |
| 1 | A | 47 | TRP | CA-C-N | -6.10 | 103.79 | 117.20 |
| 1 | B | 74 | TRP | CD1-CG-CD2 | -6.10 | 101.42 | 106.30 |
| 1 | A | 93 | VAL | CA-CB-CG2 | -6.07 | 101.79 | 110.90 |
| 1 | A | 17 | GLU | O-C-N | 6.07 | 132.41 | 122.70 |
| 1 | B | 154 | LYS | CB-CG-CD | -6.07 | 95.83 | 111.60 |
| 1 | B | 25 | PRO | O-C-N | -6.06 | 113.00 | 122.70 |
| 1 | A | 152 | CYS | O-C-N | -6.05 | 113.02 | 122.70 |
| 1 | A | 103 | PHE | O-C-N | -6.04 | 113.03 | 122.70 |
| 1 | B | 103 | PHE | CG-CD2-CE2 | -6.02 | 114.17 | 120.80 |
| 1 | B | 14 | ILE | O-C-N | -6.02 | 112.97 | 123.20 |
| 1 | A | 135 | SER | CB-CA-C | -6.01 | 98.69 | 110.10 |
| 1 | B | 153 | PHE | CZ-CE2-CD2 | -6.01 | 112.89 | 120.10 |
| 1 | A | 141 | HIS | ND1-CG-CD2 | 6.00 | 117.21 | 108.80 |
| 1 | A | 37 | ASP | N-CA-CB | 5.99 | 121.39 | 110.60 |
| 1 | A | 46 | THR | N-CA-CB | 5.99 | 121.69 | 110.30 |
| 1 | A | 125 | PHE | CA-C-O | -5.98 | 107.55 | 120.10 |
| 1 | B | 45[A] | HIS | CA-CB-CG | -5.96 | 103.46 | 113.60 |
| 1 | B | 45[B] | HIS | CA-CB-CG | -5.96 | 103.46 | 113.60 |
| 1 | A | 69 | ASP | N-CA-C | 5.95 | 127.07 | 111.00 |
| 1 | A | 141 | HIS | CE1-NE2-CD2 | 5.95 | 121.47 | 106.60 |
| 1 | A | 157 | GLU | CB-CG-CD | 5.95 | 130.26 | 114.20 |
| 1 | A | 141 | HIS | O-C-N | -5.94 | 113.20 | 122.70 |
| 1 | B | 74 | TRP | CH2-CZ2-CE2 | -5.92 | 111.48 | 117.40 |
| 1 | A | 87 | ASP | OD1-CG-OD2 | 5.92 | 134.55 | 123.30 |
| 1 | A | 152 | CYS | C-N-CA | 5.92 | 136.50 | 121.70 |
| 1 | B | 157 | GLU | CA-CB-CG | 5.92 | 126.41 | 113.40 |
| 1 | A | 27 | ASP | CB-CG-OD1 | -5.89 | 113.00 | 118.30 |
| 1 | B | 26 | ALA | CA-C-O | 5.88 | 132.45 | 120.10 |
| 1 | B | 141 | HIS | CA-C-O | 5.88 | 132.44 | 120.10 |

Continued on next page...

Continued from previous page...

| Mol | Chain | Res | Type | Atoms | Z | Observed(°) | Ideal(°) |
|-----|-------|-----|------|-------------|-------|-------------|----------|
| 1 | B | 90 | GLU | CA-C-O | 5.88 | 132.44 | 120.10 |
| 1 | B | 36 | LEU | CB-CG-CD2 | -5.86 | 101.03 | 111.00 |
| 1 | B | 31 | PHE | CA-C-O | -5.86 | 107.80 | 120.10 |
| 1 | B | 53 | PRO | CA-CB-CG | -5.86 | 92.87 | 104.00 |
| 1 | B | 154 | LYS | CD-CE-NZ | -5.85 | 98.25 | 111.70 |
| 1 | B | 53 | PRO | CA-C-O | 5.84 | 134.22 | 120.20 |
| 1 | B | 31 | PHE | CB-CG-CD1 | 5.84 | 124.89 | 120.80 |
| 1 | B | 96 | GLY | CA-C-N | -5.83 | 104.54 | 116.20 |
| 1 | A | 79 | ASP | N-CA-CB | -5.83 | 100.11 | 110.60 |
| 1 | A | 125 | PHE | O-C-N | 5.83 | 132.17 | 121.10 |
| 1 | A | 40 | VAL | O-C-N | 5.82 | 132.01 | 122.70 |
| 1 | A | 133 | TRP | CH2-CZ2-CE2 | -5.82 | 111.58 | 117.40 |
| 1 | A | 44 | ARG | CA-C-N | 5.81 | 129.98 | 117.20 |
| 1 | A | 34 | ASN | O-C-N | -5.80 | 113.43 | 122.70 |
| 1 | A | 100 | TYR | CD1-CG-CD2 | 5.79 | 124.27 | 117.90 |
| 1 | B | 119 | VAL | CA-CB-CG2 | 5.79 | 119.59 | 110.90 |
| 1 | A | 74 | TRP | CD1-NE1-CE2 | 5.79 | 114.21 | 109.00 |
| 1 | B | 2 | ILE | CA-CB-CG2 | 5.79 | 122.47 | 110.90 |
| 1 | A | 3 | SER | N-CA-CB | 5.78 | 119.17 | 110.50 |
| 1 | B | 62 | LEU | N-CA-CB | 5.78 | 121.97 | 110.40 |
| 1 | A | 133 | TRP | CD1-NE1-CE2 | -5.78 | 103.80 | 109.00 |
| 1 | B | 109 | LYS | CD-CE-NZ | 5.78 | 124.98 | 111.70 |
| 1 | B | 139 | GLU | OE1-CD-OE2 | -5.77 | 116.37 | 123.30 |
| 1 | A | 44 | ARG | NE-CZ-NH2 | -5.77 | 117.42 | 120.30 |
| 1 | A | 74 | TRP | C-N-CA | 5.75 | 136.08 | 121.70 |
| 1 | B | 83 | ALA | N-CA-CB | -5.75 | 102.05 | 110.10 |
| 1 | B | 65 | GLN | OE1-CD-NE2 | -5.75 | 108.67 | 121.90 |
| 1 | B | 34 | ASN | CB-CG-OD1 | 5.74 | 133.07 | 121.60 |
| 1 | A | 158 | ARG | N-CA-CB | 5.73 | 120.91 | 110.60 |
| 1 | B | 20 | MET | N-CA-CB | 5.72 | 120.91 | 110.60 |
| 1 | B | 115 | ILE | O-C-N | 5.71 | 131.84 | 122.70 |
| 1 | A | 47 | TRP | CB-CG-CD1 | -5.70 | 119.59 | 127.00 |
| 1 | B | 135 | SER | CA-C-N | 5.70 | 129.74 | 117.20 |
| 1 | B | 112 | LEU | O-C-N | 5.69 | 131.81 | 122.70 |
| 1 | A | 53 | PRO | N-CA-CB | 5.69 | 110.12 | 103.30 |
| 1 | A | 54 | LEU | CB-CG-CD1 | -5.69 | 101.33 | 111.00 |
| 1 | B | 81 | ALA | CB-CA-C | 5.68 | 118.62 | 110.10 |
| 1 | B | 145 | ALA | CB-CA-C | -5.68 | 101.58 | 110.10 |
| 1 | A | 140 | PHE | O-C-N | 5.68 | 131.78 | 122.70 |
| 1 | A | 156 | LEU | O-C-N | -5.67 | 113.62 | 122.70 |
| 1 | B | 24 | LEU | CB-CG-CD1 | -5.67 | 101.36 | 111.00 |
| 1 | B | 151 | TYR | CA-C-O | -5.67 | 108.20 | 120.10 |

Continued on next page...

Continued from previous page...

| Mol | Chain | Res | Type | Atoms | Z | Observed(°) | Ideal(°) |
|-----|-------|-------|------|-------------|-------|-------------|----------|
| 1 | B | 45[A] | HIS | O-C-N | -5.66 | 113.64 | 122.70 |
| 1 | B | 45[B] | HIS | O-C-N | -5.66 | 113.64 | 122.70 |
| 1 | A | 104 | LEU | CB-CG-CD1 | 5.66 | 120.62 | 111.00 |
| 1 | B | 45[A] | HIS | CG-CD2-NE2 | -5.66 | 98.45 | 109.20 |
| 1 | B | 45[B] | HIS | CG-CD2-NE2 | -5.66 | 98.45 | 109.20 |
| 1 | A | 158 | ARG | CB-CA-C | -5.65 | 99.11 | 110.40 |
| 1 | A | 81 | ALA | CA-C-O | -5.64 | 108.25 | 120.10 |
| 1 | A | 78 | VAL | CA-C-N | -5.64 | 104.79 | 117.20 |
| 1 | B | 113 | THR | CA-CB-CG2 | 5.63 | 120.29 | 112.40 |
| 1 | B | 120 | GLU | C-N-CA | -5.63 | 110.47 | 122.30 |
| 1 | A | 103 | PHE | CE1-CZ-CE2 | 5.63 | 130.13 | 120.00 |
| 1 | A | 74 | TRP | CB-CG-CD1 | -5.63 | 119.69 | 127.00 |
| 1 | A | 29 | ALA | N-CA-CB | -5.62 | 102.22 | 110.10 |
| 1 | B | 133 | TRP | CH2-CZ2-CE2 | 5.62 | 123.02 | 117.40 |
| 1 | A | 24 | LEU | CB-CG-CD1 | -5.61 | 101.46 | 111.00 |
| 1 | B | 17 | GLU | CB-CG-CD | 5.60 | 129.32 | 114.20 |
| 1 | B | 100 | TYR | CE1-CZ-CE2 | 5.60 | 128.76 | 119.80 |
| 1 | B | 97 | GLY | N-CA-C | 5.59 | 127.09 | 113.10 |
| 1 | B | 8 | LEU | CB-CG-CD2 | 5.59 | 120.51 | 111.00 |
| 1 | A | 18 | ASN | CB-CG-ND2 | -5.59 | 103.28 | 116.70 |
| 1 | A | 112 | LEU | CB-CG-CD2 | 5.57 | 120.47 | 111.00 |
| 1 | B | 23 | ASN | N-CA-CB | -5.57 | 100.58 | 110.60 |
| 1 | B | 140 | PHE | CA-C-O | 5.56 | 131.78 | 120.10 |
| 1 | A | 32 | LYS | N-CA-CB | -5.55 | 100.61 | 110.60 |
| 1 | A | 140 | PHE | CD1-CG-CD2 | 5.54 | 125.50 | 118.30 |
| 1 | B | 44 | ARG | CD-NE-CZ | -5.53 | 115.86 | 123.60 |
| 1 | A | 151 | TYR | CG-CD1-CE1 | 5.53 | 125.72 | 121.30 |
| 1 | A | 154 | LYS | CB-CG-CD | 5.53 | 125.97 | 111.60 |
| 1 | A | 11 | ASP | CB-CG-OD2 | -5.52 | 113.33 | 118.30 |
| 1 | A | 30 | TRP | CE2-CD2-CG | 5.52 | 111.72 | 107.30 |
| 1 | A | 100 | TYR | CD1-CE1-CZ | 5.49 | 124.74 | 119.80 |
| 1 | B | 134 | GLU | CG-CD-OE1 | 5.48 | 129.26 | 118.30 |
| 1 | B | 98 | ARG | CB-CA-C | -5.48 | 99.44 | 110.40 |
| 1 | B | 45[A] | HIS | CE1-NE2-CD2 | 5.48 | 120.30 | 106.60 |
| 1 | B | 45[B] | HIS | CE1-NE2-CD2 | 5.48 | 120.30 | 106.60 |
| 1 | A | 31 | PHE | CD1-CE1-CZ | -5.47 | 113.53 | 120.10 |
| 1 | A | 82 | ILE | N-CA-CB | 5.47 | 123.39 | 110.80 |
| 1 | A | 100 | TYR | CA-C-N | -5.46 | 105.18 | 117.20 |
| 1 | A | 6 | ALA | CA-C-O | 5.46 | 131.56 | 120.10 |
| 1 | A | 76 | LYS | CA-C-O | -5.45 | 108.65 | 120.10 |
| 1 | B | 18 | ASN | N-CA-CB | -5.45 | 100.78 | 110.60 |
| 1 | A | 144 | ASP | CA-C-N | 5.45 | 129.19 | 117.20 |

Continued on next page...

Continued from previous page...

| Mol | Chain | Res | Type | Atoms | Z | Observed(°) | Ideal(°) |
|-----|-------|-----|------|-------------|-------|-------------|----------|
| 1 | A | 58 | LYS | CA-CB-CG | -5.45 | 101.42 | 113.40 |
| 1 | B | 97 | GLY | CA-C-O | 5.44 | 130.39 | 120.60 |
| 1 | B | 133 | TRP | CD1-NE1-CE2 | 5.43 | 113.89 | 109.00 |
| 1 | B | 144 | ASP | CB-CG-OD2 | -5.43 | 113.41 | 118.30 |
| 1 | B | 62 | LEU | CD1-CG-CD2 | -5.43 | 94.21 | 110.50 |
| 1 | A | 23 | ASN | CB-CG-ND2 | -5.42 | 103.70 | 116.70 |
| 1 | B | 86 | GLY | O-C-N | 5.41 | 131.35 | 122.70 |
| 1 | B | 126 | PRO | CA-C-O | 5.41 | 133.18 | 120.20 |
| 1 | B | 22 | TRP | NE1-CE2-CZ2 | -5.40 | 124.46 | 130.40 |
| 1 | B | 89 | PRO | N-CA-C | 5.39 | 126.12 | 112.10 |
| 1 | B | 42 | MET | C-N-CA | -5.39 | 110.98 | 122.30 |
| 1 | B | 48 | GLU | CB-CG-CD | 5.38 | 128.73 | 114.20 |
| 1 | A | 122 | ASP | CB-CG-OD2 | -5.38 | 113.46 | 118.30 |
| 1 | B | 142 | ASP | CB-CG-OD1 | -5.37 | 113.47 | 118.30 |
| 1 | A | 12 | ARG | NE-CZ-NH1 | -5.36 | 117.62 | 120.30 |
| 1 | A | 128 | TYR | O-C-N | 5.35 | 131.27 | 122.70 |
| 1 | B | 158 | ARG | C-N-CA | -5.35 | 108.33 | 121.70 |
| 1 | A | 45 | HIS | CE1-NE2-CD2 | 5.35 | 119.97 | 106.60 |
| 1 | A | 150 | SER | CA-C-O | 5.35 | 131.33 | 120.10 |
| 1 | B | 105 | PRO | CB-CG-CD | -5.34 | 85.66 | 106.50 |
| 1 | B | 130 | PRO | O-C-N | 5.34 | 131.25 | 122.70 |
| 1 | A | 74 | TRP | CG-CD1-NE1 | -5.34 | 104.76 | 110.10 |
| 1 | A | 89 | PRO | CB-CA-C | -5.33 | 98.66 | 112.00 |
| 1 | B | 127 | ASP | CB-CG-OD2 | -5.33 | 113.50 | 118.30 |
| 1 | A | 103 | PHE | CG-CD2-CE2 | 5.33 | 126.67 | 120.80 |
| 1 | B | 8 | LEU | O-C-N | -5.33 | 114.17 | 122.70 |
| 1 | A | 68 | THR | O-C-N | -5.33 | 114.17 | 122.70 |
| 1 | B | 158 | ARG | CG-CD-NE | -5.32 | 100.62 | 111.80 |
| 1 | A | 62 | LEU | O-C-N | -5.32 | 114.20 | 122.70 |
| 1 | B | 61 | ILE | CA-CB-CG2 | 5.31 | 121.52 | 110.90 |
| 1 | A | 71 | ARG | N-CA-CB | -5.31 | 101.04 | 110.60 |
| 1 | B | 43 | GLY | CA-C-O | 5.31 | 130.16 | 120.60 |
| 1 | B | 74 | TRP | CB-CG-CD2 | 5.30 | 133.49 | 126.60 |
| 1 | B | 31 | PHE | CG-CD2-CE2 | -5.30 | 114.97 | 120.80 |
| 1 | B | 156 | LEU | CA-C-N | -5.30 | 105.54 | 117.20 |
| 1 | B | 2 | ILE | CA-CB-CG1 | -5.29 | 100.94 | 111.00 |
| 1 | A | 14 | ILE | C-N-CA | -5.29 | 111.19 | 122.30 |
| 1 | A | 47 | TRP | C-N-CA | -5.29 | 108.48 | 121.70 |
| 1 | B | 130 | PRO | N-CA-CB | 5.28 | 109.64 | 103.30 |
| 1 | A | 14 | ILE | O-C-N | 5.27 | 132.16 | 123.20 |
| 1 | A | 154 | LYS | CG-CD-CE | 5.26 | 127.70 | 111.90 |
| 1 | B | 40 | VAL | O-C-N | 5.26 | 131.11 | 122.70 |

Continued on next page...

Continued from previous page...

| Mol | Chain | Res | Type | Atoms | Z | Observed(°) | Ideal(°) |
|-----|-------|-----|------|-------------|-------|-------------|----------|
| 1 | A | 32 | LYS | CD-CE-NZ | -5.26 | 99.61 | 111.70 |
| 1 | A | 12 | ARG | NH1-CZ-NH2 | -5.25 | 113.62 | 119.40 |
| 1 | A | 17 | GLU | CA-CB-CG | 5.25 | 124.96 | 113.40 |
| 1 | B | 15 | GLY | O-C-N | 5.25 | 131.10 | 122.70 |
| 1 | B | 59 | ASN | O-C-N | -5.25 | 114.30 | 122.70 |
| 1 | A | 45 | HIS | ND1-CE1-NE2 | -5.24 | 98.37 | 109.90 |
| 1 | B | 135 | SER | C-N-CA | 5.24 | 134.80 | 121.70 |
| 1 | B | 102 | GLN | N-CA-CB | -5.23 | 101.19 | 110.60 |
| 1 | A | 153 | PHE | CA-C-O | -5.22 | 109.13 | 120.10 |
| 1 | B | 153 | PHE | CA-C-O | -5.22 | 109.14 | 120.10 |
| 1 | B | 141 | HIS | O-C-N | -5.21 | 114.36 | 122.70 |
| 1 | B | 57 | ARG | CB-CA-C | -5.19 | 100.02 | 110.40 |
| 1 | A | 44 | ARG | CG-CD-NE | -5.18 | 100.92 | 111.80 |
| 1 | A | 74 | TRP | NE1-CE2-CD2 | -5.18 | 102.12 | 107.30 |
| 1 | A | 84 | ALA | N-CA-CB | 5.18 | 117.36 | 110.10 |
| 1 | A | 98 | ARG | CA-CB-CG | -5.18 | 102.00 | 113.40 |
| 1 | A | 114 | HIS | CG-ND1-CE1 | 5.18 | 115.45 | 108.20 |
| 1 | B | 82 | ILE | CB-CG1-CD1 | 5.17 | 128.39 | 113.90 |
| 1 | A | 134 | GLU | O-C-N | -5.17 | 114.43 | 122.70 |
| 1 | B | 28 | LEU | CA-C-O | -5.17 | 109.24 | 120.10 |
| 1 | A | 4 | LEU | N-CA-CB | 5.16 | 120.73 | 110.40 |
| 1 | A | 103 | PHE | CA-C-N | 5.16 | 128.56 | 117.20 |
| 1 | A | 88 | VAL | CA-C-N | -5.16 | 102.65 | 117.10 |
| 1 | B | 17 | GLU | N-CA-CB | -5.16 | 101.31 | 110.60 |
| 1 | A | 21 | PRO | N-CA-CB | 5.16 | 109.49 | 103.30 |
| 1 | A | 58 | LYS | CD-CE-NZ | -5.15 | 99.86 | 111.70 |
| 1 | A | 142 | ASP | CB-CG-OD1 | 5.15 | 122.93 | 118.30 |
| 1 | B | 9 | ALA | N-CA-C | -5.15 | 97.10 | 111.00 |
| 1 | B | 33 | ARG | CA-C-N | -5.15 | 105.88 | 117.20 |
| 1 | B | 148 | SER | N-CA-CB | -5.14 | 102.79 | 110.50 |
| 1 | A | 82 | ILE | CA-C-O | 5.14 | 130.89 | 120.10 |
| 1 | A | 1 | MET | N-CA-C | -5.13 | 97.15 | 111.00 |
| 1 | B | 65 | GLN | CA-C-O | 5.13 | 130.87 | 120.10 |
| 1 | A | 61 | ILE | CB-CG1-CD1 | 5.12 | 128.25 | 113.90 |
| 1 | A | 36 | LEU | CB-CG-CD2 | -5.12 | 102.30 | 111.00 |
| 1 | B | 104 | LEU | N-CA-CB | 5.12 | 120.64 | 110.40 |
| 1 | A | 52 | ARG | C-N-CD | 5.10 | 139.11 | 128.40 |
| 1 | A | 74 | TRP | CH2-CZ2-CE2 | -5.10 | 112.30 | 117.40 |
| 1 | B | 103 | PHE | O-C-N | 5.10 | 130.86 | 122.70 |
| 1 | B | 146 | GLN | CA-CB-CG | -5.10 | 102.17 | 113.40 |
| 1 | B | 76 | LYS | N-CA-CB | -5.10 | 101.42 | 110.60 |
| 1 | B | 22 | TRP | CD1-NE1-CE2 | -5.10 | 104.41 | 109.00 |

Continued on next page...

Continued from previous page...

| Mol | Chain | Res | Type | Atoms | Z | Observed(°) | Ideal(°) |
|-----|-------|-----|------|------------|-------|-------------|----------|
| 1 | B | 22 | TRP | CA-CB-CG | 5.10 | 123.39 | 113.70 |
| 1 | B | 26 | ALA | O-C-N | -5.10 | 114.55 | 122.70 |
| 1 | B | 38 | LYS | CA-C-N | -5.09 | 102.84 | 117.10 |
| 1 | B | 145 | ALA | O-C-N | 5.09 | 130.85 | 122.70 |
| 1 | A | 77 | SER | C-N-CA | 5.09 | 134.42 | 121.70 |
| 1 | A | 103 | PHE | CG-CD1-CE1 | -5.09 | 115.20 | 120.80 |
| 1 | A | 124 | HIS | C-N-CA | 5.09 | 134.43 | 121.70 |
| 1 | B | 14 | ILE | N-CA-CB | 5.08 | 122.49 | 110.80 |
| 1 | A | 44 | ARG | CA-C-O | -5.08 | 109.43 | 120.10 |
| 1 | B | 23 | ASN | CA-CB-CG | -5.08 | 102.23 | 113.40 |
| 1 | A | 54 | LEU | O-C-N | 5.08 | 130.75 | 121.10 |
| 1 | B | 7 | ALA | CA-C-O | -5.08 | 109.44 | 120.10 |
| 1 | B | 132 | ASP | O-C-N | 5.07 | 130.81 | 122.70 |
| 1 | B | 140 | PHE | CA-C-N | -5.06 | 106.07 | 117.20 |
| 1 | A | 109 | LYS | CG-CD-CE | 5.05 | 127.05 | 111.90 |
| 1 | A | 46 | THR | CA-CB-OG1 | -5.04 | 98.41 | 109.00 |
| 1 | A | 133 | TRP | C-N-CA | 5.03 | 134.28 | 121.70 |
| 1 | B | 18 | ASN | CA-C-O | 5.00 | 130.61 | 120.10 |
| 1 | B | 44 | ARG | N-CA-CB | -5.00 | 101.59 | 110.60 |
| 1 | A | 144 | ASP | C-N-CA | 5.00 | 134.20 | 121.70 |

There are no chirality outliers.

All (22) planarity outliers are listed below:

| Mol | Chain | Res | Type | Group |
|-----|-------|-------|------|---------------------|
| 1 | A | 117 | ALA | Mainchain |
| 1 | A | 33 | ARG | Sidechain |
| 1 | A | 44 | ARG | Sidechain |
| 1 | A | 52 | ARG | Sidechain |
| 1 | A | 65 | GLN | Peptide,Mainchain |
| 1 | A | 98 | ARG | Sidechain |
| 1 | B | 101 | GLU | Mainchain |
| 1 | B | 12 | ARG | Mainchain,Sidechain |
| 1 | B | 29 | ALA | Mainchain |
| 1 | B | 33 | ARG | Sidechain |
| 1 | B | 41 | ILE | Mainchain |
| 1 | B | 44 | ARG | Sidechain |
| 1 | B | 45[B] | HIS | Mainchain |
| 1 | B | 52 | ARG | Sidechain |
| 1 | B | 55 | PRO | Mainchain |
| 1 | B | 60 | ILE | Mainchain |
| 1 | B | 64[B] | SER | Mainchain |

Continued on next page...

Continued from previous page...

| Mol | Chain | Res | Type | Group |
|-----|-------|-----|------|-----------|
| 1 | B | 7 | ALA | Mainchain |
| 1 | B | 71 | ARG | Sidechain |
| 1 | B | 98 | ARG | Sidechain |

5.2 Too-close contacts

In the following table, the Non-H and H(model) columns list the number of non-hydrogen atoms and hydrogen atoms in the chain respectively. The H(added) column lists the number of hydrogen atoms added and optimized by MolProbity. The Clashes column lists the number of clashes within the asymmetric unit, whereas Symm-Clashes lists symmetry-related clashes.

| Mol | Chain | Non-H | H(model) | H(added) | Clashes | Symm-Clashes |
|-----|-------|-------|----------|----------|---------|--------------|
| 1 | A | 1252 | 0 | 1175 | 24 | 0 |
| 1 | B | 1286 | 0 | 1217 | 32 | 0 |
| 2 | A | 1 | 0 | 0 | 0 | 0 |
| 2 | B | 1 | 0 | 0 | 0 | 0 |
| 3 | A | 33 | 0 | 19 | 2 | 0 |
| 3 | B | 33 | 0 | 20 | 0 | 0 |
| 4 | B | 1 | 0 | 0 | 0 | 0 |
| 5 | A | 239 | 0 | 0 | 11 | 0 |
| 5 | B | 189 | 0 | 0 | 9 | 0 |
| All | All | 3035 | 0 | 2431 | 57 | 0 |

The all-atom clashscore is defined as the number of clashes found per 1000 atoms (including hydrogen atoms). The all-atom clashscore for this structure is 11.

All (57) close contacts within the same asymmetric unit are listed below, sorted by their clash magnitude.

| Atom-1 | Atom-2 | Interatomic distance (Å) | Clash overlap (Å) |
|-------------------|----------------|--------------------------|-------------------|
| 1:B:57:ARG:CA | 1:B:57:ARG:CB | 1.74 | 1.61 |
| 1:A:58:LYS:CD | 1:A:58:LYS:CE | 1.75 | 1.57 |
| 1:A:109:LYS:CE | 1:A:109:LYS:NZ | 1.70 | 1.52 |
| 1:B:159:ARG:N | 1:B:159:ARG:CA | 1.70 | 1.49 |
| 1:B:122[B]:ASP:C | 1:B:123:THR:N | 1.82 | 1.32 |
| 1:B:64[B]:SER:OG | 1:B:65:GLN:NE2 | 1.86 | 1.06 |
| 1:A:64[B]:SER:HB3 | 5:A:229:HOH:O | 1.60 | 1.01 |
| 1:B:124:HIS:HB3 | 5:B:342:HOH:O | 1.59 | 0.99 |
| 1:A:51:GLY:HA3 | 5:B:167:HOH:O | 1.70 | 0.89 |
| 1:B:57:ARG:CA | 1:B:57:ARG:CG | 2.50 | 0.89 |
| 1:A:58:LYS:CE | 1:A:58:LYS:CG | 2.52 | 0.88 |

Continued on next page...

Continued from previous page...

| Atom-1 | Atom-2 | Interatomic distance (Å) | Clash overlap (Å) |
|-------------------|-----------------|--------------------------|-------------------|
| 1:B:159:ARG:N | 1:B:159:ARG:CB | 2.40 | 0.84 |
| 1:B:57:ARG:CB | 1:B:57:ARG:N | 2.42 | 0.81 |
| 1:B:158:ARG:C | 1:B:159:ARG:CA | 2.49 | 0.80 |
| 1:A:46:THR:OG1 | 5:A:376:HOH:O | 2.05 | 0.75 |
| 1:B:57:ARG:CB | 1:B:57:ARG:C | 2.56 | 0.73 |
| 1:A:58:LYS:CD | 1:A:58:LYS:NZ | 2.54 | 0.71 |
| 1:B:108:GLN:HG2 | 5:B:181:HOH:O | 1.93 | 0.68 |
| 1:B:129:GLU:HB3 | 1:B:132:ASP:OD2 | 1.99 | 0.61 |
| 1:A:33:ARG:HG3 | 5:A:239:HOH:O | 2.01 | 0.60 |
| 1:A:109:LYS:NZ | 1:A:109:LYS:CD | 2.58 | 0.59 |
| 1:B:159:ARG:N | 1:B:159:ARG:C | 2.54 | 0.58 |
| 1:A:67:GLY:HA2 | 1:A:74:TRP:CE2 | 2.38 | 0.58 |
| 1:B:45[B]:HIS:HD2 | 5:B:329:HOH:O | 1.86 | 0.57 |
| 1:A:78:VAL:O | 1:A:82:ILE:HD12 | 2.04 | 0.57 |
| 1:B:12:ARG:NH1 | 5:B:342:HOH:O | 2.38 | 0.56 |
| 1:B:75:VAL:HG21 | 1:B:81:ALA:HB2 | 1.87 | 0.55 |
| 1:A:128:TYR:O | 1:A:130:PRO:HD3 | 2.07 | 0.55 |
| 1:A:67:GLY:HA2 | 1:A:74:TRP:CD2 | 2.43 | 0.54 |
| 1:B:64[A]:SER:HB2 | 1:B:65:GLN:NE2 | 2.21 | 0.54 |
| 1:A:95:GLY:C | 5:A:376:HOH:O | 2.46 | 0.53 |
| 3:A:161:MTX:HG1 | 5:A:328:HOH:O | 2.11 | 0.51 |
| 1:B:97:GLY:O | 1:B:101:GLU:HG3 | 2.11 | 0.50 |
| 1:B:12:ARG:HB2 | 5:B:342:HOH:O | 2.12 | 0.49 |
| 1:A:134:GLU:HG3 | 5:A:373:HOH:O | 2.11 | 0.49 |
| 1:B:146:GLN:OE1 | 5:B:167:HOH:O | 2.20 | 0.49 |
| 1:B:57:ARG:CA | 1:B:57:ARG:HG3 | 2.42 | 0.48 |
| 1:A:44:ARG:O | 1:A:44:ARG:HG3 | 2.15 | 0.47 |
| 1:A:27:ASP:OD2 | 3:A:161:MTX:N1 | 2.48 | 0.46 |
| 1:B:64[A]:SER:CB | 1:B:65:GLN:HE21 | 2.28 | 0.46 |
| 1:B:44:ARG:O | 1:B:48:GLU:HG3 | 2.16 | 0.46 |
| 1:B:16:MET:HE1 | 5:B:211:HOH:O | 2.16 | 0.46 |
| 1:B:64[A]:SER:HB2 | 1:B:65:GLN:HE21 | 1.80 | 0.46 |
| 1:B:1:MET:O | 1:B:90:GLU:HA | 2.17 | 0.45 |
| 1:A:10:VAL:HG22 | 1:A:117:ALA:O | 2.17 | 0.45 |
| 1:A:114:HIS:CD2 | 5:A:381:HOH:O | 2.70 | 0.44 |
| 1:A:46:THR:CB | 5:A:376:HOH:O | 2.62 | 0.43 |
| 1:B:12:ARG:CZ | 5:B:342:HOH:O | 2.67 | 0.43 |
| 1:B:65:GLN:HA | 1:B:66:PRO:HD3 | 1.79 | 0.43 |
| 1:A:95:GLY:CA | 5:A:376:HOH:O | 2.67 | 0.42 |
| 1:B:44:ARG:HH12 | 1:B:68:THR:HG23 | 1.84 | 0.42 |
| 1:B:75:VAL:HG21 | 1:B:81:ALA:CB | 2.49 | 0.41 |

Continued on next page...

Continued from previous page...

| Atom-1 | Atom-2 | Interatomic distance (Å) | Clash overlap (Å) |
|-----------------|-----------------|--------------------------|-------------------|
| 1:A:46:THR:CG2 | 5:A:376:HOH:O | 2.69 | 0.41 |
| 1:A:158:ARG:NH2 | 5:A:199:HOH:O | 2.54 | 0.40 |
| 1:B:4:LEU:HD13 | 1:B:107:ALA:HB2 | 2.03 | 0.40 |
| 1:A:54:LEU:HA | 1:A:55:PRO:HD3 | 1.96 | 0.40 |
| 1:B:44:ARG:HH12 | 1:B:68:THR:CG2 | 2.34 | 0.40 |

There are no symmetry-related clashes.

5.3 Torsion angles [i](#)

5.3.1 Protein backbone [i](#)

In the following table, the Percentiles column shows the percent Ramachandran outliers of the chain as a percentile score with respect to all X-ray entries followed by that with respect to entries of similar resolution.

The Analysed column shows the number of residues for which the backbone conformation was analysed, and the total number of residues.

| Mol | Chain | Analysed | Favoured | Allowed | Outliers | Percentiles | |
|-----|-------|----------------|-----------|---------|----------|-------------|-----|
| 1 | A | 158/159 (99%) | 146 (92%) | 10 (6%) | 2 (1%) | 12 | 2 |
| 1 | B | 160/159 (101%) | 156 (98%) | 4 (2%) | 0 | 100 | 100 |
| All | All | 318/318 (100%) | 302 (95%) | 14 (4%) | 2 (1%) | 25 | 11 |

All (2) Ramachandran outliers are listed below:

| Mol | Chain | Res | Type |
|-----|-------|-----|------|
| 1 | A | 67 | GLY |
| 1 | A | 66 | PRO |

5.3.2 Protein sidechains [i](#)

In the following table, the Percentiles column shows the percent sidechain outliers of the chain as a percentile score with respect to all X-ray entries followed by that with respect to entries of similar resolution.

The Analysed column shows the number of residues for which the sidechain conformation was analysed, and the total number of residues.

| Mol | Chain | Analysed | Rotameric | Outliers | Percentiles |
|-----|-------|----------------|-----------|----------|-------------|
| 1 | A | 130/136 (96%) | 117 (90%) | 13 (10%) | 7 1 |
| 1 | B | 137/136 (101%) | 129 (94%) | 8 (6%) | 20 6 |
| All | All | 267/272 (98%) | 246 (92%) | 21 (8%) | 13 2 |

All (21) residues with a non-rotameric sidechain are listed below:

| Mol | Chain | Res | Type |
|-----|-------|-------|------|
| 1 | A | 4 | LEU |
| 1 | A | 21 | PRO |
| 1 | A | 61 | ILE |
| 1 | A | 62 | LEU |
| 1 | A | 64[A] | SER |
| 1 | A | 64[B] | SER |
| 1 | A | 80 | GLU |
| 1 | A | 87 | ASP |
| 1 | A | 98 | ARG |
| 1 | A | 104 | LEU |
| 1 | A | 109 | LYS |
| 1 | A | 120 | GLU |
| 1 | A | 136 | VAL |
| 1 | B | 1 | MET |
| 1 | B | 4 | LEU |
| 1 | B | 52 | ARG |
| 1 | B | 61 | ILE |
| 1 | B | 68 | THR |
| 1 | B | 111 | TYR |
| 1 | B | 118 | GLU |
| 1 | B | 158 | ARG |

Sometimes sidechains can be flipped to improve hydrogen bonding and reduce clashes. All (4) such sidechains are listed below:

| Mol | Chain | Res | Type |
|-----|-------|-----|------|
| 1 | A | 102 | GLN |
| 1 | A | 114 | HIS |
| 1 | B | 65 | GLN |
| 1 | B | 124 | HIS |

5.3.3 RNA [i](#)

There are no RNA molecules in this entry.

5.4 Non-standard residues in protein, DNA, RNA chains [i](#)

There are no non-standard protein/DNA/RNA residues in this entry.

5.5 Carbohydrates [i](#)

There are no monosaccharides in this entry.

5.6 Ligand geometry [i](#)

Of 5 ligands modelled in this entry, 3 are monoatomic - leaving 2 for Mogul analysis.

In the following table, the Counts columns list the number of bonds (or angles) for which Mogul statistics could be retrieved, the number of bonds (or angles) that are observed in the model and the number of bonds (or angles) that are defined in the Chemical Component Dictionary. The Link column lists molecule types, if any, to which the group is linked. The Z score for a bond length (or angle) is the number of standard deviations the observed value is removed from the expected value. A bond length (or angle) with $|Z| > 2$ is considered an outlier worth inspection. RMSZ is the root-mean-square of all Z scores of the bond lengths (or angles).

| Mol | Type | Chain | Res | Link | Bond lengths | | | Bond angles | | |
|-----|------|-------|-----|------|--------------|------|----------|-------------|------|----------|
| | | | | | Counts | RMSZ | # Z > 2 | Counts | RMSZ | # Z > 2 |
| 3 | MTX | B | 162 | - | 35,35,35 | 3.21 | 15 (42%) | 46,49,49 | 4.12 | 24 (52%) |
| 3 | MTX | A | 161 | - | 35,35,35 | 3.22 | 17 (48%) | 46,49,49 | 5.16 | 24 (52%) |

In the following table, the Chirals column lists the number of chiral outliers, the number of chiral centers analysed, the number of these observed in the model and the number defined in the Chemical Component Dictionary. Similar counts are reported in the Torsion and Rings columns. '-' means no outliers of that kind were identified.

| Mol | Type | Chain | Res | Link | Chirals | Torsions | Rings |
|-----|------|-------|-----|------|---------|------------|---------|
| 3 | MTX | B | 162 | - | - | 3/25/25/25 | 0/3/3/3 |
| 3 | MTX | A | 161 | - | - | 2/25/25/25 | 0/3/3/3 |

All (32) bond length outliers are listed below:

| Mol | Chain | Res | Type | Atoms | Z | Observed(Å) | Ideal(Å) |
|-----|-------|-----|------|---------|-------|-------------|----------|
| 3 | B | 162 | MTX | CG-CD | 10.06 | 1.74 | 1.50 |
| 3 | A | 161 | MTX | C4A-C8A | -8.04 | 1.26 | 1.40 |
| 3 | A | 161 | MTX | CG-CD | 7.46 | 1.67 | 1.50 |
| 3 | B | 162 | MTX | C7-C6 | -5.88 | 1.28 | 1.39 |
| 3 | B | 162 | MTX | C9-N10 | 5.80 | 1.57 | 1.46 |
| 3 | A | 161 | MTX | O-C | 5.29 | 1.34 | 1.23 |

Continued on next page...

Continued from previous page...

| Mol | Chain | Res | Type | Atoms | Z | Observed(Å) | Ideal(Å) |
|-----|-------|-----|------|---------|-------|-------------|----------|
| 3 | A | 161 | MTX | C14-N10 | 5.15 | 1.54 | 1.39 |
| 3 | A | 161 | MTX | CA-N | 5.15 | 1.56 | 1.45 |
| 3 | A | 161 | MTX | CM-N10 | 5.11 | 1.54 | 1.46 |
| 3 | B | 162 | MTX | CM-N10 | 4.95 | 1.54 | 1.46 |
| 3 | B | 162 | MTX | OE1-CD | 4.89 | 1.38 | 1.22 |
| 3 | B | 162 | MTX | O1-CT | 4.54 | 1.36 | 1.22 |
| 3 | A | 161 | MTX | C7-C6 | 4.51 | 1.47 | 1.39 |
| 3 | A | 161 | MTX | C8A-N8 | 4.46 | 1.43 | 1.37 |
| 3 | B | 162 | MTX | CA-CT | -4.17 | 1.41 | 1.52 |
| 3 | B | 162 | MTX | CB-CG | 4.13 | 1.65 | 1.52 |
| 3 | B | 162 | MTX | C2-NA2 | 3.91 | 1.41 | 1.33 |
| 3 | B | 162 | MTX | C8A-N1 | 3.87 | 1.44 | 1.36 |
| 3 | A | 161 | MTX | OE1-CD | 3.87 | 1.35 | 1.22 |
| 3 | A | 161 | MTX | C9-N10 | 3.74 | 1.53 | 1.46 |
| 3 | A | 161 | MTX | C16-C11 | -3.48 | 1.33 | 1.39 |
| 3 | B | 162 | MTX | C4A-C8A | -3.45 | 1.34 | 1.40 |
| 3 | A | 161 | MTX | C15-C14 | 3.21 | 1.45 | 1.39 |
| 3 | B | 162 | MTX | C8A-N8 | 2.79 | 1.40 | 1.37 |
| 3 | A | 161 | MTX | C4-NA4 | -2.73 | 1.23 | 1.34 |
| 3 | A | 161 | MTX | C13-C14 | -2.46 | 1.34 | 1.39 |
| 3 | B | 162 | MTX | C16-C15 | -2.44 | 1.34 | 1.38 |
| 3 | A | 161 | MTX | CB-CG | 2.22 | 1.59 | 1.52 |
| 3 | B | 162 | MTX | C7-N8 | 2.18 | 1.35 | 1.31 |
| 3 | A | 161 | MTX | C2-N3 | -2.13 | 1.31 | 1.35 |
| 3 | B | 162 | MTX | C16-C11 | 2.07 | 1.42 | 1.39 |
| 3 | A | 161 | MTX | C-N | 2.01 | 1.38 | 1.34 |

All (48) bond angle outliers are listed below:

| Mol | Chain | Res | Type | Atoms | Z | Observed(°) | Ideal(°) |
|-----|-------|-----|------|------------|--------|-------------|----------|
| 3 | A | 161 | MTX | C4A-C4-N3 | -24.06 | 105.21 | 121.01 |
| 3 | B | 162 | MTX | C7-N8-C8A | -11.93 | 104.72 | 116.69 |
| 3 | A | 161 | MTX | N8-C8A-N1 | -9.46 | 105.02 | 115.82 |
| 3 | A | 161 | MTX | C2-N1-C8A | -9.32 | 104.71 | 115.36 |
| 3 | A | 161 | MTX | CB-CG-CD | 8.67 | 135.52 | 112.51 |
| 3 | B | 162 | MTX | CM-N10-C14 | 8.67 | 134.54 | 119.57 |
| 3 | B | 162 | MTX | C6-C7-N8 | 8.22 | 131.18 | 123.13 |
| 3 | B | 162 | MTX | C4A-C4-N3 | -7.43 | 116.13 | 121.01 |
| 3 | B | 162 | MTX | C4-C4A-N5 | -7.34 | 114.67 | 120.33 |
| 3 | B | 162 | MTX | O2-CT-O1 | -7.27 | 107.59 | 124.09 |
| 3 | A | 161 | MTX | C4-C4A-N5 | -6.70 | 115.16 | 120.33 |
| 3 | B | 162 | MTX | CB-CG-CD | 6.49 | 129.72 | 112.51 |

Continued on next page...

Continued from previous page...

| Mol | Chain | Res | Type | Atoms | Z | Observed(°) | Ideal(°) |
|-----|-------|-----|------|-------------|-------|-------------|----------|
| 3 | B | 162 | MTX | O2-CT-CA | 6.31 | 134.37 | 113.40 |
| 3 | B | 162 | MTX | C15-C16-C11 | -5.91 | 113.90 | 120.78 |
| 3 | A | 161 | MTX | CG-CB-CA | -5.81 | 102.30 | 113.16 |
| 3 | A | 161 | MTX | CT-CA-N | -5.70 | 97.06 | 110.55 |
| 3 | A | 161 | MTX | C11-C-N | -5.49 | 106.55 | 117.06 |
| 3 | B | 162 | MTX | OE1-CD-CG | -5.24 | 106.25 | 123.08 |
| 3 | B | 162 | MTX | C16-C11-C12 | 5.17 | 125.95 | 118.59 |
| 3 | A | 161 | MTX | C4A-C8A-N1 | 5.14 | 130.03 | 121.71 |
| 3 | B | 162 | MTX | CM-N10-C9 | -4.90 | 101.83 | 114.84 |
| 3 | B | 162 | MTX | C13-C14-N10 | -4.55 | 115.08 | 121.62 |
| 3 | A | 161 | MTX | O-C-N | 4.40 | 130.56 | 122.45 |
| 3 | A | 161 | MTX | C4A-C4-NA4 | 4.34 | 126.95 | 120.35 |
| 3 | A | 161 | MTX | OE2-CD-CG | -4.32 | 100.16 | 114.03 |
| 3 | A | 161 | MTX | OE1-CD-CG | 4.23 | 136.67 | 123.08 |
| 3 | A | 161 | MTX | C6-C7-N8 | -4.18 | 119.03 | 123.13 |
| 3 | A | 161 | MTX | NA4-C4-N3 | 3.96 | 127.83 | 117.07 |
| 3 | B | 162 | MTX | OE2-CD-OE1 | 3.91 | 133.05 | 123.30 |
| 3 | A | 161 | MTX | C2-N3-C4 | 3.86 | 127.73 | 116.72 |
| 3 | A | 161 | MTX | C13-C12-C11 | 3.78 | 125.18 | 120.78 |
| 3 | B | 162 | MTX | C6-N5-C4A | -3.64 | 112.16 | 118.04 |
| 3 | A | 161 | MTX | CB-CA-CT | -3.60 | 101.68 | 110.35 |
| 3 | A | 161 | MTX | C12-C13-C14 | -3.39 | 115.86 | 120.32 |
| 3 | B | 162 | MTX | CG-CB-CA | -3.37 | 106.86 | 113.16 |
| 3 | A | 161 | MTX | C15-C16-C11 | -3.34 | 116.90 | 120.78 |
| 3 | B | 162 | MTX | C13-C12-C11 | -3.31 | 116.92 | 120.78 |
| 3 | A | 161 | MTX | O2-CT-O1 | -3.08 | 117.09 | 124.09 |
| 3 | B | 162 | MTX | N8-C8A-N1 | -2.80 | 112.62 | 115.82 |
| 3 | B | 162 | MTX | OE2-CD-CG | -2.74 | 105.22 | 114.03 |
| 3 | A | 161 | MTX | NA2-C2-N1 | -2.64 | 113.49 | 117.79 |
| 3 | B | 162 | MTX | C7-C6-N5 | 2.59 | 122.54 | 120.85 |
| 3 | B | 162 | MTX | C4A-C4-NA4 | 2.56 | 124.24 | 120.35 |
| 3 | A | 161 | MTX | C16-C15-C14 | 2.28 | 123.33 | 120.32 |
| 3 | B | 162 | MTX | CB-CA-CT | -2.24 | 104.95 | 110.35 |
| 3 | B | 162 | MTX | C12-C11-C | -2.10 | 113.80 | 120.62 |
| 3 | A | 161 | MTX | CB-CA-N | 2.05 | 115.03 | 110.88 |
| 3 | B | 162 | MTX | N1-C2-N3 | -2.05 | 124.49 | 127.22 |

There are no chirality outliers.

All (5) torsion outliers are listed below:

| Mol | Chain | Res | Type | Atoms |
|-----|-------|-----|------|---------------|
| 3 | B | 162 | MTX | C6-C9-N10-C14 |

Continued on next page...

Continued from previous page...

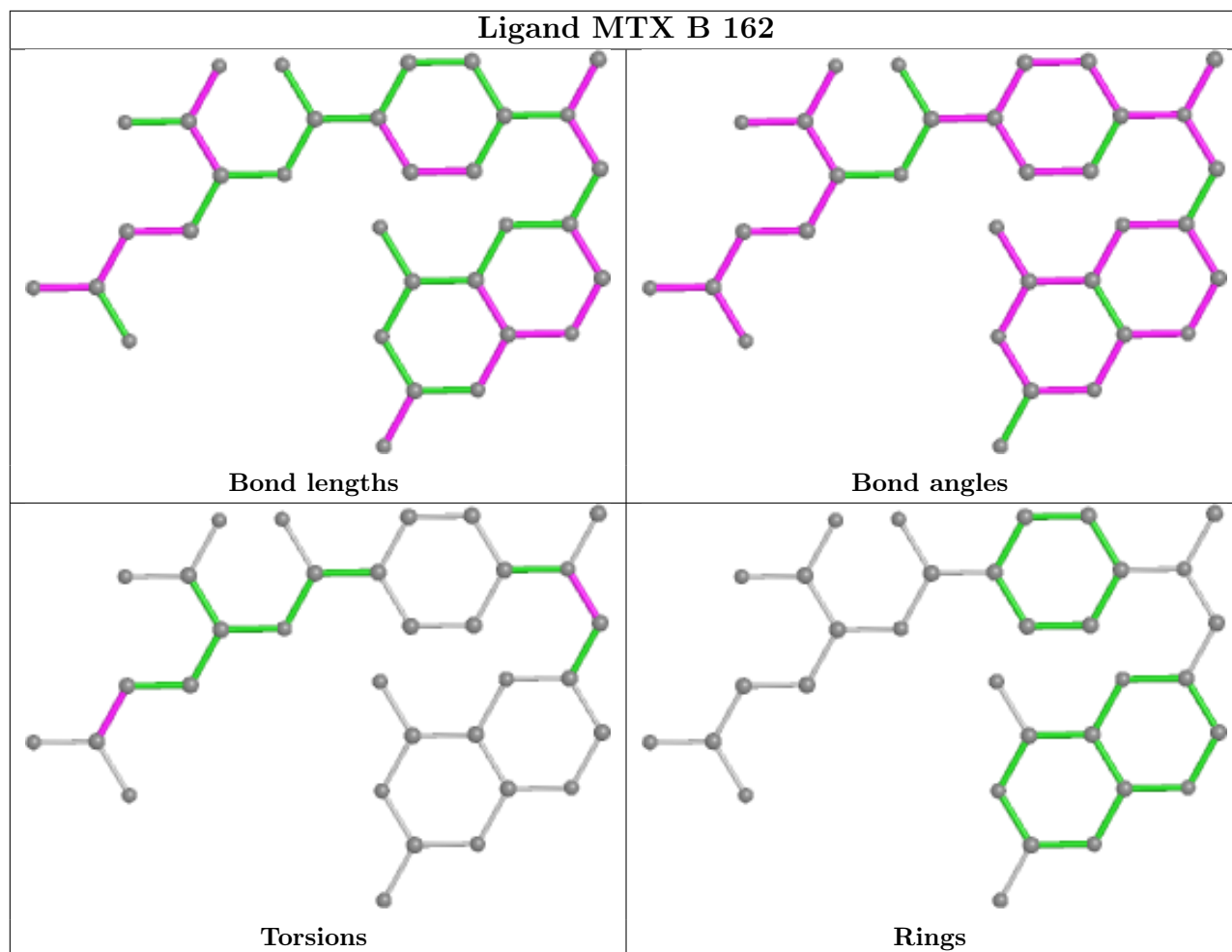
| Mol | Chain | Res | Type | Atoms |
|-----|-------|-----|------|--------------|
| 3 | A | 161 | MTX | C6-C9-N10-CM |
| 3 | B | 162 | MTX | C6-C9-N10-CM |
| 3 | B | 162 | MTX | OE1-CD-CG-CB |
| 3 | A | 161 | MTX | OE2-CD-CG-CB |

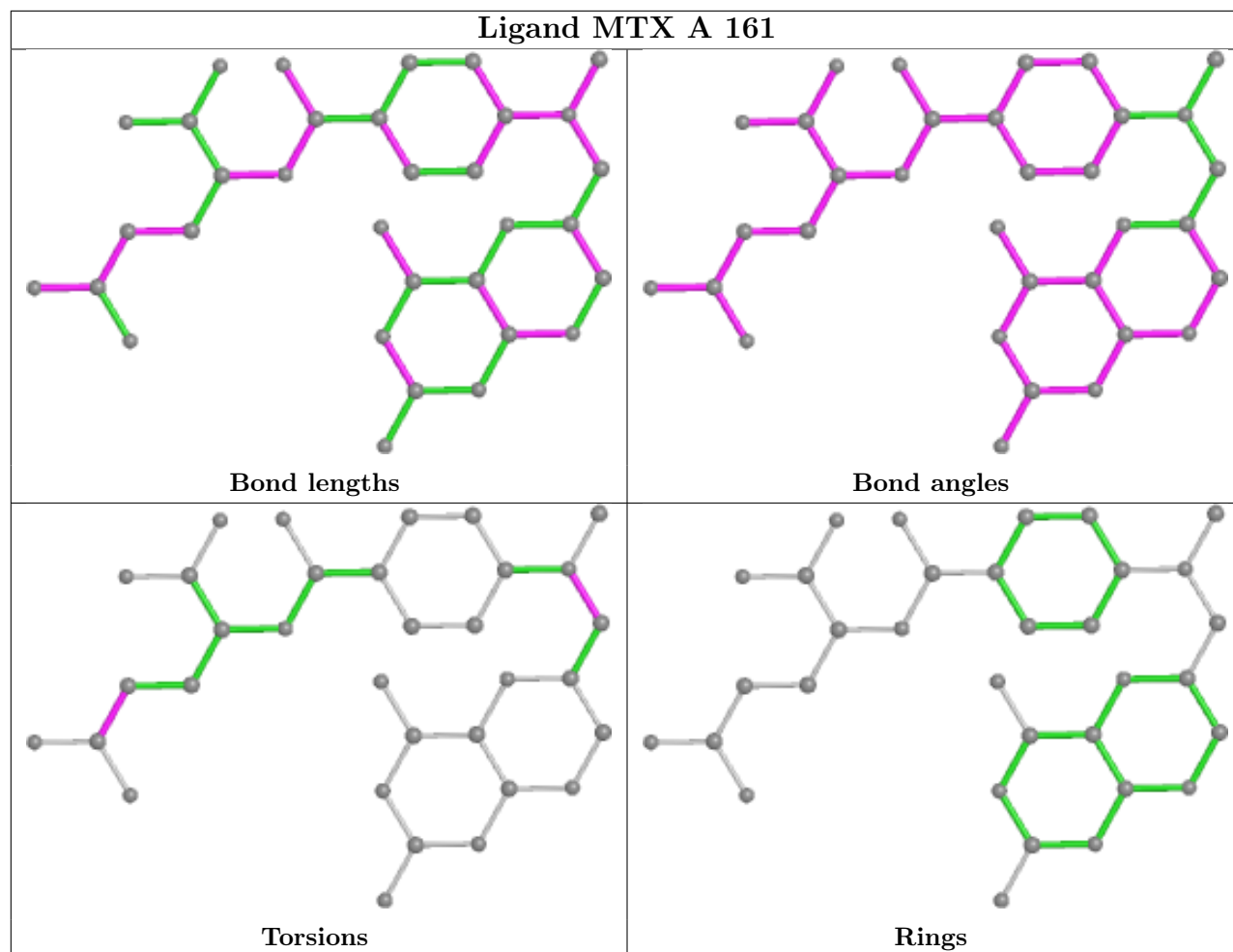
There are no ring outliers.

1 monomer is involved in 2 short contacts:

| Mol | Chain | Res | Type | Clashes | Symm-Clashes |
|-----|-------|-----|------|---------|--------------|
| 3 | A | 161 | MTX | 2 | 0 |

The following is a two-dimensional graphical depiction of Mogul quality analysis of bond lengths, bond angles, torsion angles, and ring geometry for all instances of the Ligand of Interest. In addition, ligands with molecular weight > 250 and outliers as shown on the validation Tables will also be included. For torsion angles, if less than 5% of the Mogul distribution of torsion angles is within 10 degrees of the torsion angle in question, then that torsion angle is considered an outlier. Any bond that is central to one or more torsion angles identified as an outlier by Mogul will be highlighted in the graph. For rings, the root-mean-square deviation (RMSD) between the ring in question and similar rings identified by Mogul is calculated over all ring torsion angles. If the average RMSD is greater than 60 degrees and the minimal RMSD between the ring in question and any Mogul-identified rings is also greater than 60 degrees, then that ring is considered an outlier. The outliers are highlighted in purple. The color gray indicates Mogul did not find sufficient equivalents in the CSD to analyse the geometry.





5.7 Other polymers [i](#)

There are no such residues in this entry.

5.8 Polymer linkage issues [i](#)

The following chains have linkage breaks:

| Mol | Chain | Number of breaks |
|-----|-------|------------------|
| 1 | B | 12 |
| 1 | A | 7 |

All chain breaks are listed below:

| Model | Chain | Residue-1 | Atom-1 | Residue-2 | Atom-2 | Distance (Å) |
|-------|-------|------------|--------|-----------|--------|--------------|
| 1 | B | 122[B]:ASP | C | 123:THR | N | 1.82 |
| 1 | B | 44:ARG | C | 45[B]:HIS | N | 1.65 |
| 1 | A | 30:TRP | C | 31:PHE | N | 1.20 |

Continued on next page...

Continued from previous page...

| Model | Chain | Residue-1 | Atom-1 | Residue-2 | Atom-2 | Distance (Å) |
|-------|-------|-----------|--------|------------|--------|--------------|
| 1 | B | 34:ASN | C | 35:THR | N | 1.20 |
| 1 | B | 154:LYS | C | 155:ILE | N | 1.20 |
| 1 | A | 127:ASP | C | 128:TYR | N | 1.19 |
| 1 | A | 143:ALA | C | 144:ASP | N | 1.19 |
| 1 | A | 151:TYR | C | 152:CYS | N | 1.19 |
| 1 | B | 151:TYR | C | 152:CYS | N | 1.19 |
| 1 | B | 59:ASN | C | 60:ILE | N | 1.18 |
| 1 | B | 153:PHE | C | 154:LYS | N | 1.18 |
| 1 | A | 44:ARG | C | 45:HIS | N | 1.17 |
| 1 | B | 64[B]:SER | C | 65:GLN | N | 1.15 |
| 1 | B | 114:HIS | C | 115:ILE | N | 1.15 |
| 1 | A | 111:TYR | C | 112:LEU | N | 1.13 |
| 1 | B | 110:LEU | C | 111:TYR | N | 1.12 |
| 1 | A | 109:LYS | C | 110:LEU | N | 1.11 |
| 1 | B | 63:SER | C | 64[B]:SER | N | 1.02 |
| 1 | B | 121:GLY | C | 122[B]:ASP | N | 0.97 |

6 Fit of model and data [i](#)

6.1 Protein, DNA and RNA chains [i](#)

EDS was not executed - this section is therefore empty.

6.2 Non-standard residues in protein, DNA, RNA chains [i](#)

EDS was not executed - this section is therefore empty.

6.3 Carbohydrates [i](#)

EDS was not executed - this section is therefore empty.

6.4 Ligands [i](#)

EDS was not executed - this section is therefore empty.

6.5 Other polymers [i](#)

EDS was not executed - this section is therefore empty.